



CBF110 / CBF110M / CBF110MS

CBF110_A
CBF110_C
CBF110_E
CBF110M_A
CBF110M_C
CBF110M_E
CBF110MS_E

PARTS CATALOGUE

5

FOREWORD INDEX

1

ENGINE GROUP

2

FRAME GROUP

3

PART NUMBER INDEX

4

PART NAME INDEX

5

Instruction for use of parts catalogue

- **This parts catalogue has been created as of May 20, 2013.**
 - Since this date, the sales practice for repair parts may have been changed or the parts may have been eliminated (listed for those not for sale).
 - The modified information is reflected on the latest Electronic Parts Catalogue (EPC).
Also, refer to the parts catalogue news for any change.
 - See the parts catalogue news for any revision that is made after May 20, 2013.
- **Always specify the part number when ordering a part.**
 - Check the model, type, serial numbers, color, maker, and the size as needed before ordering a part.
 - Note that the illustrations (part drawings) can differ from the actual parts in shape.
They are given just to help you to refer to the parts.
- **When modifications or additions to this parts catalogue are made, a revised edition will be issued at an appropriate time, with successively progressing revision numbers on the cover. We recommend obtaining such revisions in order to keep your parts catalogue up-to-date at all times. To check whether a parts catalogue revision has been issued, please contact your Honda distributor.**

Initial version issue date
December 10, 2009
Honda Motor Co., Ltd.

CONTENTS

	Page	Address No.
● Instruction for use of parts catalogue	1	B 1
● How to refer to the part information	2	B 2
● Part catalogue structure	3	B 3
● When the parts were revised	4	B 4
● Abbreviations used in the parts catalogue	4	B 4
● Part block and serial number check	5	B 5
● Color label attachment position check	5	B 5
● Models, parts catalogue codes and applicable serial numbers	6	B 6
● Color label	7	B 7
● Color chart	8	B 8
● Fuel hose, general purpose hoses and vinyl hose	24	C 8
● FLAT RATE SERVICE TIME	28	C12
● Illustrated index	33	D 1
● ENGINE GROUP	40	E 1
● FRAME GROUP	61	G 1
● PART NO. INDEX	110	K 1
● PART NAME INDEX	114	L 1

How to refer to the part information

A Reference with "Illustrated index"

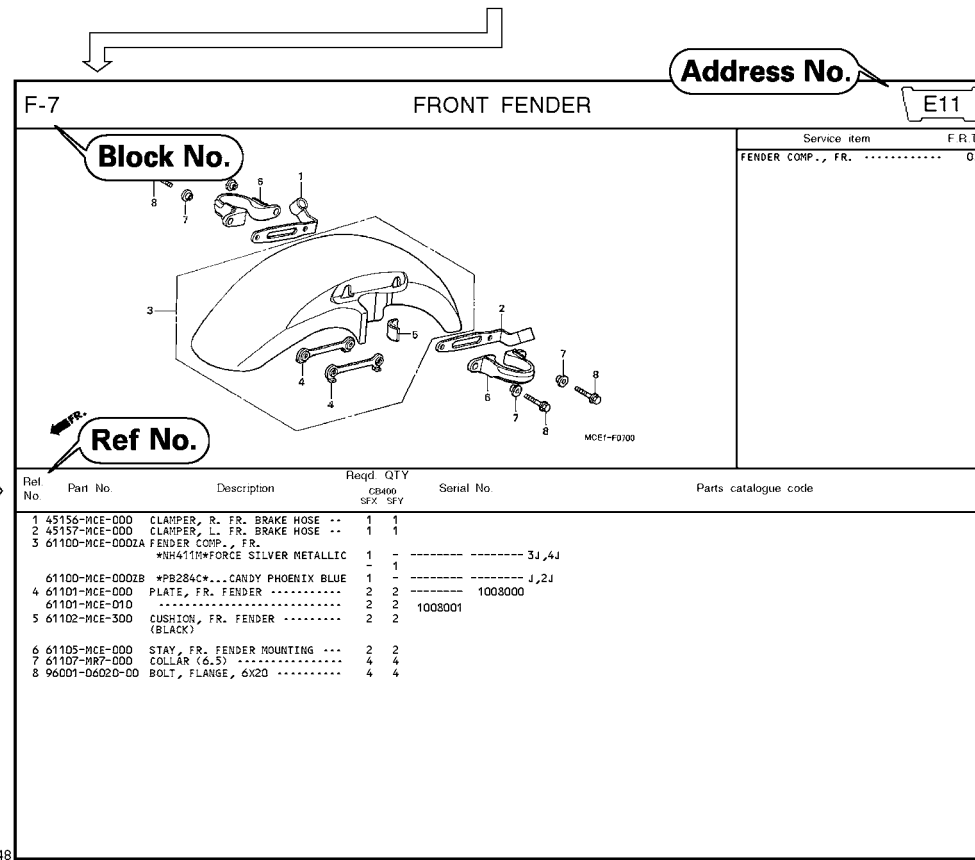


B Reference with "Part number index"

PART NO. INDEX					
Part Number	Address	Page	Rel.	Part Number	Address Page Rel.
04000				13323-MY9-751	C12 28 10 14921
04911-MCE-000	C10 26 1			13324-MY9-751	C12 28 10 14931
				13325-MY9-751	C12 28 10 14932
				13327-MY9-751	C12 28 10 14933
06000				14000	14933
06405-MY9-P00	F13 67 3			14100-MCE-000	B13 13 2 14933
06405-MY9-P10	F13 67 3			14200-MCE-000	B13 13 3 14933
06410-MY9-860	F2 56 1			14321-MCE-000	B16 16 2 14933
06435-MCE-006	F1 55 1			14401-MCE-003	B16 16 3 14933
06451-769-405	E13 51 2			14510-MBE-000	B16 16 4 14941
06451-443-405	F1 55 2			14520-MY9-691	B16 16 5 14944
06451-MA7-405	E13 51 1			14524-MY9-690	B16 16 6 14944
06455-MCE-006	E13 51 3			14546-MCE-000	B16 16 7 14944
				14620-MY9-691	B16 16 8 14944
11000				14711-MCE-000	B13 13 4 14944
11210-MCE-000	C9 25 1			14712-MCE-000	B13 13 5 14944
11330-MCE-305	C2 18 1			14721-MCE-000	B13 13 6 14944
11333-KT8-000	C6 22 1			14722-MCE-000	B13 13 7 14944
11335-MCE-000	C2 18 2			14730-MCE-000	B13 13 8 14944
11360-MCE-000	C7 23 1			14731-MCE-000	B13 13 9 14944
11365-MCE-000	C7 23 2			14731-MY9-751	B13 13 10 14945
11396-MY9-000	C2 18 3			14751-KY2-000	B13 13 11 14945
11631-MCE-000	C5 21 1			14751-MCE-000	B13 13 12 14945
11691-MY9-000	C5 21 2			14761-MCE-000	B13 13 13 14945

C Reference with "Part name index"

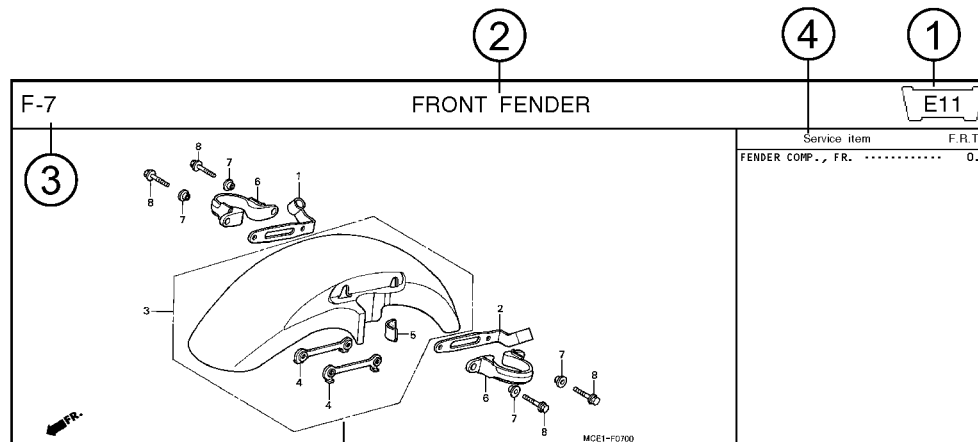
PART NAME INDEX					
Part name	Address	Page	Ref.	Part name	Address Page Ref.
[A]				BOLT , CHANG I	
ADJUSTER , CHAIN	F13 67 5			BOLT , CLUTC H	
ARM COMP. , SEA R CHANGE	F10 64 4			BOLT , CONNECT	
ARM , L. MAIN STEP	F11 65 8			BOLT , DISK , 6	
ARM , L. PILLI O STEP	F11 65 12			BOLT , DISK , 8	
ARM , R. MAIN STEP	F11 65 5			BOLT , DRAIN I	
ARM , R. PILLI O STEP	F11 65 11			BOLT , FLANG E	
AUT O DOC K ASSY. , FUEL	F4 58 2			BOLT , FLANG E	
AXLE , FR. WHEEL	E14 52 3			BOLT , FLANG E	
AXLE , RR. WHEEL	F2 56 3			BOLT , FLANG E	
[B]				BOLT , FLANG E	
BAG , AIR PRESSUR E GAUGE	67 77 4			BOLT , FLANG E	
BAG , SERVICE BOOK	67 77 1			BOLT , FLANG E	
BAG , TOOL	67 77 3			BOLT , FLANG E	
BALL , STEEL	F11 65 20				
BAND A , INSULATOR	B11 11 11				
BAND B , INSULATOR	B11 11 12				
BAND , AIR CLEANER CONNECTING				BOLT , FLANG E	
BAND , U-LOCK	F8 62 22			BOLT , FLANG E	
BAND , WIRE	F16 70 3				
	C10 26 14				
	E5 43 21				
	64 74 18				



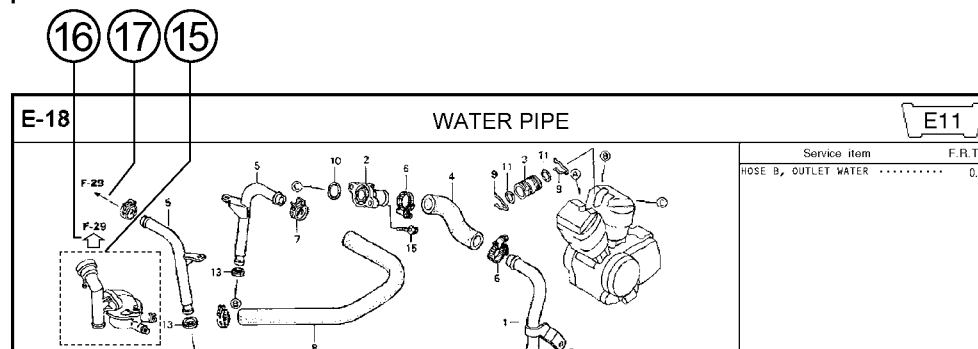
Page No.

2000.09.01 E

Part catalogue structure



Ref. No.	Part No.	Description	Reqd. QTY		Serial No.	Parts catalogue code
			CB400 SFX	SFY		
1	45156-MCE-000	CLAMPER, R. FR. BRAKE HOSE ..	1	1		
2	45157-MCE-000	CLAMPER, L. FR. BRAKE HOSE ..	1	1		
3	61100-MCE-000ZA	FENDER COMP., FR. *NH411M*FORCE SILVER METALLIC	1	-	----- 3J,4J	
	61100-MCE-000ZB	*PB284C*...CANDY PHOENIX BLUE	1	-	----- J,2J	
4	61101-MCE-000	PLATE, FR. FENDER	2	2	1008000	
	61101-MCE-010	2	2	1008001	
5	61102-MCE-300	CUSHION, FR. FENDER	2	2		
		(BLACK)				



① Address number

• Address No. is provided (in place of the page No.) to help you refer to the part with the part No. or part name.

② Block title ③ Block number

④ Service item/Flat rate time

⑤ Reference number

• Title number marked with the parenthesis or parentheses indicates that it continues from the previous page.

⑥ Part number ⑦ Honda color code

⑧ Description

⑨ Assemblies

• Sections framed with broken lines in the exploded view drawings are available as complete assemblies. (Their individual parts can also be obtained.)

⑩ Color description

⑪ Note

• Notes are shown with the parentheses in the part name column.

⑫ Required quantity


• Reqd. QTY shown in the parenthesis or parentheses indicates the optional part.
• Reqd. QTY marked with "N" indicates the optional part that should be selected as needed.
• Reqd. QTY indicates the number of the part used in the block.

⑬ Serial number



⑭ Parts catalogue code

• When the parts catalogue code column is blank, it indicates that the part is applicable to all codes.


⑮

• Parts enclosed within a dotted line  are covered in a different block.


⑯

• A hollow arrow  indicates the block No. for the parts enclosed within a dotted line .

⑰

• A solid arrow  indicates the block No. the part in question is connected to.

When the parts were revised



Ref. No.	Part No.	Description	Reqd. QTY		Serial No.
			CB400 SFX	SFY	
1	45156-MCE-000	CLAMPER, R. FR. BRAKE HOSE ..	1	1	
2	45157-MCE-000	CLAMPER, L. FR. BRAKE HOSE ..	1	1	
3	61100-MCE-000ZA	FENDER COMP., FR. *NH411M*FORCE SILVER METALLIC	1	-	-----3J,4J
	61100-MCE-000ZB	*PB284C*...CANDY PHOENIX BLUE	1	-	-----J,2J
4	61101-MCE-000	PLATE, FR. FENDER (###).....	2	2	-----1008000
	61101-MCE-010	2	2	-----1008001
5	61102-MCE-300	CUSHION, FR. FENDER (BLACK)	2	2	
6	61105-MCE-000	STAY, FR. FENDER MOUNTING ...	2	2	
7	61107-MR7-000	COLLAR (6,5)	4	4	
8	96001-06020-00	BOLT, FLANGE, 6X20	4	4	


The number has been used from the initial model without revision.

When shown at the left side, it is applicable to the models of No.1008001 and the subsequent numbers.

When shown at the right side, it is applicable to the models up to No.1008000.

The parts listed with "###" at the end of the parts name have limited supply period (parts not for sale).

Abbreviations used in the parts catalogue

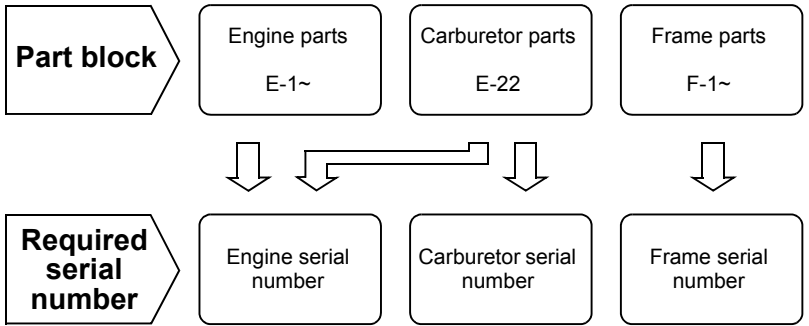


* "L." or "R." in the description of a part stands for the LEFT hand side or the RIGHT hand side. Determine the left or right as if you were in the motorcycle seat.

The following abbreviations are used in this parts catalogue.

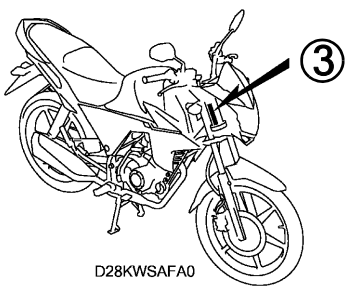
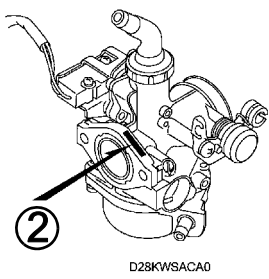
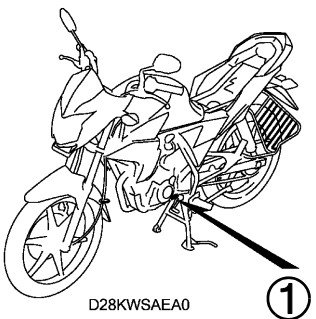
- A Ampere
- ABS Anti-lock brake system
- A.C. Alternating current
- A.M. Attaching mark
- ASSY. Assembly
- C.D.I. Capacitive discharge ignition
- COMP. ... Complete
- D.C. Direct current
- EX. Exhaust
- FR. Front
- G Gram
- HEX. Hexagonal
- IN. Inlet
- KPH Kilometers per hour
- L.Left
- L (100L) .Link (100 Links)
- L.E.D.Light emitted diode
- MMMillimeter
- MPHMiles per hour
- R.Right
- RR.Rear
- STD.Standard
- T (22T) ...Tooth (22 Teeth)
- TCSTraction control system
- T.M.Transcript mark
- VVolt
- WWatt
- WLWith labelling
- WOLWithout labelling

Part block and serial number check

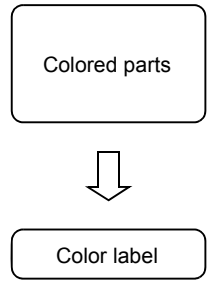


Check point

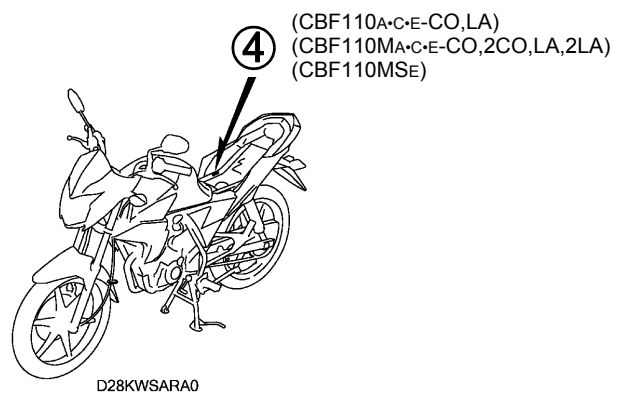
① ② ③



Color label attachment position check



④



Models, parts catalogue codes and applicable serial numbers

Models, parts catalogue codes and applicable serial Nos. given in this parts catalogue can be identified as follows.

Parts with parts catalogue codes are exclusive for models destined for countries designated.

If no area codes are listed, parts are for common use.

Model	Area code	Type	Parts catalogue code	Applicable engine serial No.	Applicable frame serial No.	Applicable carburetor serial No.
CBF110A	ID	India	3ID			PB7EH A
	CO	Colombia	CO			PB7EP A
	ID	India	ID	JC47E9000001~	ME4JC471G98000001~	PB7EH A
	LA	Latin America	LA			
CBF110c	CO	Colombia	CO			PB7EP A
	ID	India	ID	JC47E-3000001~3099999	ME4JC473DB88000001~8099999	PB7EH A
	LA	Latin America	LA			
CBF110E	2ID	India	2ID	JC47E7-0000001~	ME4JC47DBD7000001~	PB7EZ A
	CO	Colombia	CO			PB7WA A
	LA	Latin America	LA	JC47E7-0000001~	ME4JC47G*D7000001~	PB7EZ A
CBF110MA	CO	Colombia	2CO			PB7EP A
	ID	India	2ID	JC47E0000001~	ME4JC474G98000001~	PB7EH A
	LA	Latin America	2LA			
	ID	India	3ID			
	ID	India	4ID			
	CO	Colombia	CO			PB7EP A
	ID	India	ID	JC47E0000001~	ME4JC472G98000001~	PB7EH A
	LA	Latin America	LA			
CBF110Mc	2CO	Colombia	2CO			PB7EP A
	2ID	India	2ID	JC47E-2000001~2099999	ME4JC476DB88000001~8099999	PB7EH A
	2LA	Latin America	2LA			
	CO	Colombia	CO			PB7EP A
	ID	India	ID	JC47E-2000001~2099999	ME4JC475DB88000001~8099999	PB7EH A
CBF110ME	LA	Latin America	LA			
	2CO	Colombia	2CO			PB7WA A
	2LA	Latin America	2LA	JC47E7-0000001~	ME4JC47J*D7000001~	PB7EZ A
	5ID	India	5ID	JC47E7-1000001~	ME4JC47EBD7000001~	
	6ID	India	6ID	JC47E7-1000001~	ME4JC47FBD7000001~	
	CO	Colombia	CO			PB7WA A
LA	Latin America	LA	JC47E7-1000001~	ME4JC47H*D7000001~	PB7EZ A	
CBF110MSE	PE	Peru	PE			

* Of carburetor/throttle body identification numbers, only the portions underlined in the example below are used for registration.

PB7EH A KC 7

Color label

- When ordering parts, check the model name, main color, and code by observing the “COLOR LABEL” on the vehicle.
- When ordering a colored part, use the color chart in the instruction for use of parts catalogue.

1

VFR800FIW
COLOR R-157
CODE R157

No.	MODEL		VFR800FIW				
	COLOR		Sparkling silver metallic	Mute black metallic	Applicable model		Applicable block No.
	CODE		NH-295M	NH-359M	Initial applicable model	Final applicable model	
	Name of colored parts	Basic part No.	NH295	NH359			
1							
2							
3							
4							
5							
6							
7							
8							
9							
10							

Color chart

1

- When ordering a colored part, refer to the chart below and use a part number consisting of the relevant basic part number to which has been added a part color code.

CBF110 (CBF110A).....CO,LA

CBF110M (CBF110MA).....CO,LA

No.	MODEL		CBF110A / CBF110MA							
	COLOR		Pearl nightstar black	Pearl siena red	Pearl fiji blue	Candy palm green	Applicable model		Applicable block No.	Ref. No.
	CODE		NH-A84P	R-320P	B-202P	GY-142C	Initial applicable model	Final applicable model		
	Name of colored parts	Basic part No.	NHA84	R320	B202	GY142				
1	COVER SET, L. SIDE	83600-KWS-840	ZA	ZA	ZA	ZA			F-24	2
2	COVER SET, R. SIDE	83500-KWS-840	ZA	ZA	ZA	ZA			F-24	1
3	COVER, TANK	17520-KWS-900	ZC	ZD	ZA	ZJ			F-21	8
4	COWL, L. RR.	77220-KWS-900	ZC	ZC	ZC	ZC			F-23-10	2
5	COWL, L. SIDE	50270-KWS-900	ZC	ZD	ZA	ZH			F-45	3
6	COWL, R. RR.	77210-KWS-900	ZC	ZC	ZC	ZC			F-23-10	1
7	COWL, R. SIDE	50260-KWS-900	ZE	ZF	ZC	ZH			F-45	1
8	FENDER SET, RR.	80100-KWS-900	ZA	ZA	ZA	ZA			F-34	3
9	FENDER, FR.	61100-KWS-900	ZC	ZD	ZA	ZH			F-10	2
10	FLANGE SUB ASSY., FINAL DRIVEN	42615-KWS-900	ZA	ZA	ZA	ZA			F-19-30	6
11	GARNISH, L.	61402-KWS-900	ZE	ZF	ZC	ZD			F-43	5
12	GARNISH, R.	61302-KWS-900	ZE	ZF	ZC	ZD			F-43	2
13	MARK, HONDA	61308-KWS-900	ZA	ZA	ZA	ZA			F-50	7
14	MARK, L. FUEL TANK WING	17532-KWS-900	ZB	ZB	ZB	ZC			F-50	4
15	MARK, R. FUEL TANK WING	17531-KWS-900	ZB	ZB	ZB	ZC			F-50	3
16	MARK, SIDE COVER	83610-KWS-840	ZA	ZA	ZA	ZA			F-50	9
17	PANEL COMP., RR. BRAKE	43100-KWS-900	ZA	ZA	ZA	ZA			F-18	3
18	PANEL SUB COMP., FR. BRAKE	45010-KWF-901	ZA	ZA	ZA	ZA			F-13	4
19	TANK ASSY., FUEL	17500-KWS-900	ZK	ZL	ZH	ZJ			F-21	7
20	VISOR SET, FR.	61300-KWS-901	ZA	ZA	ZA	ZA			F-43	1

CBF110 (CBF110A).....3ID
 CBF110M (CBF110MA).....3ID

No.	MODEL		CBF110A / CBF110MA					
	COLOR		Black	Rising red	Applicable model		Applicable block No.	Ref. No.
	Name of colored parts	Basic part No.	NH-1	R-344	Initial applicable model	Final applicable model		
1	COVER SET, L. SIDE	83600-KWS-900	ZA	ZA			F-24	2
2	COVER SET, R. SIDE	83500-KWS-900	ZA	ZA			F-24	1
3	COVER, TANK	17520-KWS-900	ZF	ZH			F-21	8
4	COWL SET, L. SIDE	50300-KWS-930	ZC	ZD			F-45	3
5	COWL SET, R. SIDE	50200-KWS-930	ZC	ZD			F-45	1
6	COWL, L. RR.	77220-KWS-900	ZA	ZB			F-23-10	2
7	COWL, R. RR.	77210-KWS-900	ZA	ZB			F-23-10	1
8	FENDER SET, RR.	80100-KWS-900	ZA	ZA			F-34	3
9	FENDER, FR.	61100-KWS-900	ZF	ZJ			F-10	2
10	FLANGE SUB ASSY., FINAL DRIVEN	42615-KWS-900	ZA	ZA			F-19-30	6
11	GARNISH, L.	61402-KWS-900	ZA	ZB			F-43	5
12	GARNISH, R.	61302-KWS-900	ZA	ZB			F-43	2
13	MARK, HONDA	61308-KWS-900	ZA	ZA			F-50	7
14	MARK, L. FUEL TANK WING	17532-KWS-900	ZD	ZE			F-50	4
15	MARK, R. FUEL TANK WING	17531-KWS-900	ZD	ZE			F-50	3
16	MARK, SIDE COVER	83610-KWS-900	ZA	ZA			F-50	8
17	PANEL COMP., RR. BRAKE	43100-KWS-900	ZA	ZA			F-18	3
18	PANEL SUB COMP., FR. BRAKE	45010-KWF-901	ZA	ZA			F-13	4
19	STRIPE, L. FUEL TANK	17508-KWS-930	ZA	ZB			F-50	2
20	STRIPE, L. SIDE COWL	50301-KWS-930	ZA	ZB			F-50	6
21	STRIPE, R. FUEL TANK	17507-KWS-930	ZA	ZB			F-50	1
22	STRIPE, R. SIDE COWL	50201-KWS-930	ZA	ZB			F-50	5
23	TANK ASSY., FUEL	17500-KWS-930	ZF	ZG			F-21	7
24	VISOR SET, FR.	61300-KWS-901	ZA	ZA			F-43	1

CBF110 (CBF110A).....ID

CBF110M (CBF110MA).....ID

No.	MODEL		CBF110A / CBF110MA								
	COLOR		Electric yellow metallic Y-210M	Pearl nightstar black NH-A84P	Pearl siena red R-320P	Pearl fiji blue B-202P	Candy palm green GY-142C	Applicable model		Applicable block No.	Ref. No.
	Name of colored parts	Basic part No.						Initial applicable model	Final applicable model		
1	COVER SET, L. SIDE	83600-KWS-900	ZA	ZA	ZA	ZA	ZA			F-24	2
2	COVER SET, R. SIDE	83500-KWS-900	ZA	ZA	ZA	ZA	ZA			F-24	1
3	COVER, TANK	17520-KWS-900	ZK	ZC	ZD	ZA	ZJ			F-21	8
4	COWL, L. RR.	77220-KWS-900	ZC	ZC	ZC	ZC	ZC			F-23-10	2
5	COWL, L. SIDE	50270-KWS-900	ZK	ZC	ZD	ZA	ZH			F-45	3
6	COWL, R. RR.	77210-KWS-900	ZC	ZC	ZC	ZC	ZC			F-23-10	1
7	COWL, R. SIDE	50260-KWS-900	ZK	ZE	ZF	ZC	ZH			F-45	1
8	FENDER SET, RR.	80100-KWS-900	ZA	ZA	ZA	ZA	ZA			F-34	3
9	FENDER, FR.	61100-KWS-900	ZK	ZC	ZD	ZA	ZH			F-10	2
10	FLANGE SUB ASSY., FINAL DRIVEN	42615-KWS-900	ZA	ZA	ZA	ZA	ZA			F-19-30	6
11	GARNISH, L.	61402-KWS-900	ZG	ZE	ZF	ZC	ZD			F-43	5
12	GARNISH, R.	61302-KWS-900	ZG	ZE	ZF	ZC	ZD			F-43	2
13	MARK, HONDA	61308-KWS-900	ZA	ZA	ZA	ZA	ZA			F-50	7
14	MARK, L. FUEL TANK WING	17532-KWS-900	ZA	ZB	ZB	ZB	ZC			F-50	4
15	MARK, R. FUEL TANK WING	17531-KWS-900	ZA	ZB	ZB	ZB	ZC			F-50	3
16	MARK, SIDE COVER	83610-KWS-900	ZA	ZA	ZA	ZA	ZA			F-50	8
17	PANEL COMP., RR. BRAKE	43100-KWS-900	ZA	ZA	ZA	ZA	ZA			F-18	3
18	PANEL SUB COMP., FR. BRAKE	45010-KWF-901	ZA	ZA	ZA	ZA	ZA			F-13	4
19	TANK ASSY., FUEL	17500-KWS-900	ZM	ZK	ZL	ZH	ZJ			F-21	7
20	VISOR SET, FR.	61300-KWS-901	ZA	ZA	ZA	ZA	ZA			F-43	1

CBF110 (CBF110c).....CO,LA
 CBF110M (CBF110Mc).....CO,LA

No.	MODEL		CBF110C / CBF110MC							Applicable block No.	Ref. No.
	COLOR		Pearl nightstar black	Pearl siena red	Pearl fiji blue	Candy palm green	Applicable model				
	CODE		NH-A84P	R-320P	B-202P	GY-142C	Initial applicable model	Final applicable model			
	Name of colored parts	Basic part No.	NHA84	R320	B202	GY142					
1	COVER SET, L. SIDE	83600-KWS-840	ZA	ZA	ZA	ZA			F-24	2	
2	COVER SET, R. SIDE	83500-KWS-840	ZA	ZA	ZA	ZA			F-24	1	
3	COVER, TANK	17520-KWS-900	ZC	ZD	ZA	ZJ			F-21	8	
4	COWL, L. RR.	77220-KWS-900	ZC	ZC	ZC	ZC			F-23-10	2	
5	COWL, L. SIDE	50270-KWS-900	ZC	ZD	ZA	ZH			F-45	3	
6	COWL, R. RR.	77210-KWS-900	ZC	ZC	ZC	ZC			F-23-10	1	
7	COWL, R. SIDE	50260-KWS-900	ZE	ZF	ZC	ZH			F-45	1	
8	FENDER SET, RR.	80100-KWS-900	ZA	ZA	ZA	ZA			F-34	3	
9	FENDER, FR.	61100-KWS-900	ZC	ZD	ZA	ZH			F-10	2	
10	FLANGE SUB ASSY., FINAL DRIVEN	42615-KWS-900	ZA	ZA	ZA	ZA			F-19-30	6	
11	GARNISH, L.	61402-KWS-900	ZE	ZF	ZC	ZD			F-43	5	
12	GARNISH, R.	61302-KWS-900	ZE	ZF	ZC	ZD			F-43	2	
13	MARK, HONDA	61308-KWS-900	ZA	ZA	ZA	ZA			F-50	7	
14	MARK, L. FUEL TANK WING	17532-KWS-900	ZB	ZB	ZB	ZC			F-50	4	
15	MARK, R. FUEL TANK WING	17531-KWS-900	ZB	ZB	ZB	ZC			F-50	3	
16	MARK, SIDE COVER	83610-KWS-840	ZA	ZA	ZA	ZA			F-50	9	
17	PANEL COMP., RR. BRAKE	43100-KWS-900	ZA	ZA	ZA	ZA			F-18	3	
18	PANEL SUB COMP., FR. BRAKE	45010-KWF-901	ZA	ZA	ZA	ZA			F-13	4	
19	TANK ASSY., FUEL	17500-KWS-600	ZE	ZC	ZH	ZG			F-21	7	
20	VISOR SET, FR.	61300-KWS-901	ZA	ZA	ZA	ZA			F-43	1	



CBF110 (CBF110c).....ID

CBF110M (CBF110Mc).....ID

No.	MODEL		CBF110C / CBF110MC									
	COLOR		Electric yellow metallic Y-210M	Pearl nightstar black NH-A84P	Pearl siena red R-320P	Candy palm green GY-142C	Pearl sunbeam white NH-A66P	Heavy gray metallic-U NH-194M-U	Applicable model		Applicable block No.	Ref. No.
	Name of colored parts	Basic part No.							Initial applicable model	Final applicable model		
1	COVER SET, L. SIDE	83600-KWS-600	ZA	ZA	ZA	ZA	ZA	ZA			F-24	2
2	COVER SET, R. SIDE	83500-KWS-600	ZA	ZA	ZA	ZA	ZA	ZA			F-24	1
3	COVER, TANK	17520-KWS-900	ZK	ZC	ZD	ZJ	ZR	ZQ			F-21	8
4	COWL, L. RR.	77220-KWS-900	ZC	ZC	ZC	ZC	ZC	ZC			F-23-10	2
5	COWL, L. SIDE	50270-KWS-900	ZK	ZC	ZD	ZH	ZR	ZQ			F-45	3
6	COWL, R. RR.	77210-KWS-900	ZC	ZC	ZC	ZC	ZC	ZC			F-23-10	1
7	COWL, R. SIDE	50260-KWS-900	ZK	ZE	ZF	ZH	ZR	ZQ			F-45	1
8	FENDER SET, RR.	80100-KWS-900	ZA	ZA	ZA	ZA	ZA	ZA			F-34	3
9	FENDER, FR.	61100-KWS-900	ZK	ZC	ZD	ZH	ZR	ZQ			F-10	2
10	FLANGE SUB ASSY., FINAL DRIVEN	42615-KWS-900	ZA	ZA	ZA	ZA	ZA	ZA			F-19-30	6
11	GARNISH, L.	61402-KWS-900	ZG	ZE	ZF	ZD	ZQ	ZP			F-43	5
12	GARNISH, R.	61302-KWS-900	ZG	ZE	ZF	ZD	ZP	ZN			F-43	2
13	MARK, HONDA	61308-KWS-900	ZA	ZA	ZA	ZA	ZA	ZA			F-50	7
14	MARK, L. FUEL TANK WING	17532-KWS-900	ZA	ZB	ZB	ZC	ZC	ZB			F-50	4
15	MARK, R. FUEL TANK WING	17531-KWS-900	ZA	ZB	ZB	ZC	ZC	ZB			F-50	3
16	MARK, SIDE COVER	86831-KWS-600	ZA	ZA	ZA	ZA	ZA	ZA			F-50	8
17	PANEL COMP., RR. BRAKE	43100-KWS-900	ZA	ZA	ZA	ZA	ZA	ZA			F-18	3
18	PANEL SUB COMP., FR. BRAKE	45010-KWF-901	ZA	ZA	ZA	ZA	ZA	ZA			F-13	4
19	TANK ASSY., FUEL	17500-KWS-600	ZB	ZE	ZC	ZG	ZF	ZD			F-21	7
20	VISOR SET, FR.	61300-KWS-901	ZA	ZA	ZA	ZA	ZA	ZA			F-43	1

CBF110 (CBF110E).....2ID

CBF110M (CBF110ME).....5ID

No.	MODEL		CBF110E / CBF110ME							Applicable block No.	Ref. No.
	COLOR		Black	Heavy gray metallic-U	Sports red	Electric yellow metallic	Applicable model				
	Name of colored parts	Basic part No.	NH-1	NH-194M-U	R-321	Y-210M	Initial applicable model	Final applicable model			
1	COVER SET, L. SIDE	83600-KWS-600	ZA	ZA	ZA	ZA			F-24	2	
2	COVER SET, R. SIDE	83500-KWS-600	ZA	ZA	ZA	ZA			F-24	1	
3	COVER, TANK	17520-KWS-900	ZF	ZQ	ZS	ZK			F-21	8	
4	COWL, L. RR.	77220-KWS-900	ZA	ZC	ZF	ZC			F-23-10	2	
5	COWL, L. SIDE	50270-KWS-900	ZF	ZQ	ZS	ZK			F-45	3	
6	COWL, R. RR.	77210-KWS-900	ZA	ZC	ZF	ZC			F-23-10	1	
7	COWL, R. SIDE	50260-KWS-900	ZA	ZQ	ZS	ZK			F-45	1	
8	FENDER SET, RR.	80100-KWS-900	ZA	ZA	ZA	ZA			F-34	3	
9	FENDER, FR.	61100-KWS-900	ZF	ZQ	ZS	ZK			F-10	2	
10	FLANGE SUB ASSY., FINAL DRIVEN	42615-KWS-B00	ZA	ZA	ZA	ZA			F-19-30	18	
11	GARNISH, L.	61402-KWS-900	ZA	ZP	ZR	ZG			F-43	5	
12	GARNISH, R.	61302-KWS-900	ZA	ZN	ZQ	ZG			F-43	2	
13	MARK, HONDA	61308-KWS-900	ZA	ZA	ZA	ZA			F-50	7	
14	MARK, L. FUEL TANK WING	17532-KWS-900	ZB	ZB	ZB	ZA			F-50	4	
15	MARK, R. FUEL TANK WING	17531-KWS-900	ZB	ZB	ZB	ZA			F-50	3	
16	MARK, SIDE COVER	86831-KWS-600	ZA	ZA	ZA	ZA			F-50	8	
17	PANEL COMP., RR. BRAKE	43100-KWS-900	ZA	ZA	ZA	ZA			F-18	3	
18	PANEL SUB COMP., FR. BRAKE	45010-KWF-901	ZA	ZA	ZA	ZA			F-13	4	
19	TANK ASSY., FUEL	17500-KWS-B00	ZC	ZB	ZD	ZA			F-21	7	
20	VISOR SET, FR.	61300-KWS-901	ZA	ZA	ZA	ZA			F-43	1	

CBF110 (CBF110E).....CO
 CBF110M (CBF110ME).....CO

No.	MODEL		CBF110E / CBF110ME						
	COLOR		Black	Heavy gray metallic-U	Sports red	Applicable model		Applicable block No.	Ref. No.
	CODE		NH-1	NH-194M-U	R-321	Initial applicable model	Final applicable model		
	Name of colored parts	Basic part No.	NH1	NH194	R321				
1	COVER SET, L. SIDE	83600-KWS-840	ZA	ZA	ZA			F-24	2
2	COVER SET, R. SIDE	83500-KWS-840	ZA	ZA	ZA			F-24	1
3	COVER, TANK	17520-KWS-900	ZF	ZQ	ZS			F-21	8
4	COWL, L. RR.	77220-KWS-900	ZA	ZC	ZF			F-23-10	2
5	COWL, L. SIDE	50270-KWS-900	ZF	ZQ	ZS			F-45	3
6	COWL, R. RR.	77210-KWS-900	ZA	ZC	ZF			F-23-10	1
7	COWL, R. SIDE	50260-KWS-900	ZA	ZQ	ZS			F-45	1
8	FENDER SET, RR.	80100-KWS-900	ZA	ZA	ZA			F-34	3
9	FENDER, FR.	61100-KWS-900	ZF	ZQ	ZS			F-10	2
10	FLANGE SUB ASSY., FINAL DRIVEN	42615-KWS-B00	ZA	ZA	ZA			F-19-30	18
11	GARNISH, L.	61402-KWS-900	ZA	ZP	ZR			F-43	5
12	GARNISH, R.	61302-KWS-900	ZA	ZN	ZQ			F-43	2
13	MARK, HONDA	61308-KWS-900	ZA	ZA	ZA			F-50	7
14	MARK, L. FUEL TANK WING	17532-KWS-900	ZB	ZB	ZB			F-50	4
15	MARK, R. FUEL TANK WING	17531-KWS-900	ZB	ZB	ZB			F-50	3
16	MARK, SIDE COVER	83610-KWS-840	ZA	ZA	ZA			F-50	9
17	PANEL COMP., RR. BRAKE	43100-KWS-900	ZA	ZA	ZA			F-18	3
18	PANEL SUB COMP., FR. BRAKE	45010-KWF-901	ZA	ZA	ZA			F-13	4
19	TANK ASSY., FUEL	17500-KWS-B00	ZC	ZB	ZD			F-21	7
20	VISOR SET, FR.	61300-KWS-901	ZA	ZA	ZA			F-43	1

CBF110 (CBF110E).....LA
 CBF110M (CBF110ME).....LA

No.	MODEL		CBF110E / CBF110ME						
	COLOR		Black	Heavy gray metallic-U	Sports red	Applicable model		Applicable block No.	Ref. No.
	CODE		NH-1	NH-194M-U	R-321	Initial applicable model	Final applicable model		
	Name of colored parts	Basic part No.	NH1	NH194	R321				
1	COVER SET, L. SIDE	83600-KWS-840	ZA	ZA	ZA			F-24	2
2	COVER SET, R. SIDE	83500-KWS-840	ZA	ZA	ZA			F-24	1
3	COVER, TANK	17520-KWS-900	ZF	ZQ	ZS			F-21	8
4	COWL, L. RR.	77220-KWS-900	ZA	ZC	ZF			F-23-10	2
5	COWL, L. SIDE	50270-KWS-900	ZF	ZQ	ZS			F-45	3
6	COWL, R. RR.	77210-KWS-900	ZA	ZC	ZF			F-23-10	1
7	COWL, R. SIDE	50260-KWS-900	ZA	ZQ	ZS			F-45	1
8	FENDER SET, RR.	80100-KWS-900	ZA	ZA	ZA			F-34	3
9	FENDER, FR.	61100-KWS-900	ZF	ZQ	ZS			F-10	2
10	FLANGE SUB ASSY., FINAL DRIVEN	42615-KWS-B00	ZA	ZA	ZA			F-19-30	18
11	GARNISH, L.	61402-KWS-900	ZA	ZP	ZR			F-43	5
12	GARNISH, R.	61302-KWS-900	ZA	ZN	ZQ			F-43	2
13	MARK, HONDA	61308-KWS-900	ZA	ZA	ZA			F-50	7
14	MARK, L. FUEL TANK WING	17532-KWS-900	ZB	ZB	ZB			F-50	4
15	MARK, R. FUEL TANK WING	17531-KWS-900	ZB	ZB	ZB			F-50	3
16	MARK, SIDE COVER	83610-KWS-840	ZA	ZA	ZA			F-50	9
17	PANEL COMP., RR. BRAKE	43100-KWS-900	ZA	ZA	ZA			F-18	3
18	PANEL SUB COMP., FR. BRAKE	45010-KWF-901	ZA	ZA	ZA			F-13	4
19	TANK ASSY., FUEL	17500-KWS-B00	ZC	ZB	ZD			F-21	7
20	VISOR SET, FR.	61300-KWS-901	ZA	ZA	ZA			F-43	1



CBF110M (CBF110MA).....2CO,2LA

No.	MODEL		CBF110MA							Applicable block No.	Ref. No.
	COLOR		Pearl nightstar black	Pearl siena red	Pearl fiji blue	Candy palm green	Applicable model				
	CODE		NH-A84P	R-320P	B-202P	GY-142C	Initial applicable model	Final applicable model			
	Name of colored parts	Basic part No.	NHA84	R320	B202	GY142					
1	BOX ASSY., SPEEDOMETER GEAR	44800-KWF-930	ZB	ZB	ZB	ZB			F-14-40	8	
2	COVER SET, L. SIDE	83600-KWS-840	ZA	ZA	ZA	ZA			F-24	2	
3	COVER SET, R. SIDE	83500-KWS-840	ZA	ZA	ZA	ZA			F-24	1	
4	COVER, TANK	17520-KWS-900	ZC	ZD	ZA	ZJ			F-21	8	
5	COWL, L. RR.	77220-KWS-900	ZC	ZC	ZC	ZC			F-23-10	2	
6	COWL, L. SIDE	50270-KWS-900	ZC	ZD	ZA	ZH			F-45	3	
7	COWL, R. RR.	77210-KWS-900	ZC	ZC	ZC	ZC			F-23-10	1	
8	COWL, R. SIDE	50260-KWS-900	ZE	ZF	ZC	ZH			F-45	1	
9	FENDER SET, RR.	80100-KWS-900	ZA	ZA	ZA	ZA			F-34	3	
10	FENDER, FR.	61100-KWS-900	ZC	ZD	ZA	ZH			F-10	2	
11	FLANGE SUB ASSY., FINAL DRIVEN	42615-KWS-900	ZA	ZA	ZA	ZA			F-19-30	6	
12	GARNISH, L.	61402-KWS-900	ZE	ZF	ZC	ZD			F-43	5	
13	GARNISH, R.	61302-KWS-900	ZE	ZF	ZC	ZD			F-43	2	
14	MARK, HONDA	61308-KWS-900	ZA	ZA	ZA	ZA			F-50	7	
15	MARK, L. FUEL TANK WING	17532-KWS-900	ZB	ZB	ZB	ZC			F-50	4	
16	MARK, R. FUEL TANK WING	17531-KWS-900	ZB	ZB	ZB	ZC			F-50	3	
17	MARK, SIDE COVER	83610-KWS-840	ZA	ZA	ZA	ZA			F-50	9	
18	PANEL COMP., RR. BRAKE	43100-KWS-900	ZA	ZA	ZA	ZA			F-18	3	
19	TANK ASSY., FUEL	17500-KWS-900	ZK	ZL	ZH	ZJ			F-21	7	
20	VISOR SET, FR.	61300-KWS-901	ZA	ZA	ZA	ZA			F-43	1	

CBF110M (CBF110MA).....2ID

No.	MODEL		CBF110MA								Applicable block No.	Ref. No.
	COLOR		Electric yellow metallic Y-210M	Pearl nightstar black NH-A84P	Pearl siena red R-320P	Pearl fiji blue B-202P	Candy palm green GY-142C	Applicable model				
	Name of colored parts	Basic part No.						Initial applicable model	Final applicable model			
1	BOX ASSY., SPEEDOMETER GEAR	44800-KWF-930	ZB	ZB	ZB	ZB	ZB			F-14-40	8	
2	COVER SET, L. SIDE	83600-KWS-900	ZA	ZA	ZA	ZA	ZA			F-24	2	
3	COVER SET, R. SIDE	83500-KWS-900	ZA	ZA	ZA	ZA	ZA			F-24	1	
4	COVER, TANK	17520-KWS-900	ZK	ZC	ZD	ZA	ZJ			F-21	8	
5	COWL, L. RR.	77220-KWS-900	ZC	ZC	ZC	ZC	ZC			F-23-10	2	
6	COWL, L. SIDE	50270-KWS-900	ZK	ZC	ZD	ZA	ZH			F-45	3	
7	COWL, R. RR.	77210-KWS-900	ZC	ZC	ZC	ZC	ZC			F-23-10	1	
8	COWL, R. SIDE	50260-KWS-900	ZK	ZE	ZF	ZC	ZH			F-45	1	
9	FENDER SET, RR.	80100-KWS-900	ZA	ZA	ZA	ZA	ZA			F-34	3	
10	FENDER, FR.	61100-KWS-900	ZK	ZC	ZD	ZA	ZH			F-10	2	
11	FLANGE SUB ASSY., FINAL DRIVEN	42615-KWS-900	ZA	ZA	ZA	ZA	ZA			F-19-30	6	
12	GARNISH, L.	61402-KWS-900	ZG	ZE	ZF	ZC	ZD			F-43	5	
13	GARNISH, R.	61302-KWS-900	ZG	ZE	ZF	ZC	ZD			F-43	2	
14	MARK, HONDA	61308-KWS-900	ZA	ZA	ZA	ZA	ZA			F-50	7	
15	MARK, L. FUEL TANK WING	17532-KWS-900	ZA	ZB	ZB	ZB	ZC			F-50	4	
16	MARK, R. FUEL TANK WING	17531-KWS-900	ZA	ZB	ZB	ZB	ZC			F-50	3	
17	MARK, SIDE COVER	83610-KWS-900	ZA	ZA	ZA	ZA	ZA			F-50	8	
18	PANEL COMP., RR. BRAKE	43100-KWS-900	ZA	ZA	ZA	ZA	ZA			F-18	3	
19	TANK ASSY., FUEL	17500-KWS-900	ZM	ZK	ZL	ZH	ZJ			F-21	7	
20	VISOR SET, FR.	61300-KWS-901	ZA	ZA	ZA	ZA	ZA			F-43	1	

CBF110M (CBF110MA).....4ID

No.	MODEL		CBF110MA					Ref. No.
	COLOR		Black	Rising red	Applicable model		Applicable block No.	
	Name of colored parts	Basic part No.	NH-1	R-344	Initial applicable model	Final applicable model		
1	BOX ASSY., SPEEDOMETER GEAR	44800-KWF-930	ZB	ZB			F-14-40	8
2	COVER SET, L. SIDE	83600-KWS-900	ZA	ZA			F-24	2
3	COVER SET, R. SIDE	83500-KWS-900	ZA	ZA			F-24	1
4	COVER, TANK	17520-KWS-900	ZF	ZH			F-21	8
5	COWL SET, L. SIDE	50300-KWS-930	ZC	ZD			F-45	3
6	COWL SET, R. SIDE	50200-KWS-930	ZC	ZD			F-45	1
7	COWL, L. RR.	77220-KWS-900	ZA	ZB			F-23-10	2
8	COWL, R. RR.	77210-KWS-900	ZA	ZB			F-23-10	1
9	FENDER SET, RR.	80100-KWS-900	ZA	ZA			F-34	3
10	FENDER, FR.	61100-KWS-900	ZF	ZJ			F-10	2
11	FLANGE SUB ASSY., FINAL DRIVEN	42615-KWS-900	ZA	ZA			F-19-30	6
12	GARNISH, L.	61402-KWS-900	ZA	ZB			F-43	5
13	GARNISH, R.	61302-KWS-900	ZA	ZB			F-43	2
14	MARK, HONDA	61308-KWS-900	ZA	ZA			F-50	7
15	MARK, L. FUEL TANK WING	17532-KWS-900	ZD	ZE			F-50	4
16	MARK, R. FUEL TANK WING	17531-KWS-900	ZD	ZE			F-50	3
17	MARK, SIDE COVER	83610-KWS-900	ZA	ZA			F-50	8
18	PANEL COMP., RR. BRAKE	43100-KWS-900	ZA	ZA			F-18	3
19	STRIPE, L. FUEL TANK	17508-KWS-930	ZA	ZB			F-50	2
20	STRIPE, L. SIDE COWL	50301-KWS-930	ZA	ZB			F-50	6
21	STRIPE, R. FUEL TANK	17507-KWS-930	ZA	ZB			F-50	1
22	STRIPE, R. SIDE COWL	50201-KWS-930	ZA	ZB			F-50	5
23	TANK ASSY., FUEL	17500-KWS-930	ZF	ZG			F-21	7
24	VISOR SET, FR.	61300-KWS-901	ZA	ZA			F-43	1

CBF110M (CBF110Mc).....2CO,2LA

No.	MODEL		CBF110MC							Applicable block No.	Ref. No.
	COLOR		Pearl nightstar black	Pearl siena red	Pearl fiji blue	Candy palm green	Applicable model				
	CODE		NH-A84P	R-320P	B-202P	GY-142C	Initial applicable model	Final applicable model			
	Name of colored parts	Basic part No.	NHA84	R320	B202	GY142					
1	BOX ASSY., SPEEDOMETER GEAR	44800-KWF-930	ZB	ZB	ZB	ZB			F-14-40	8	
2	COVER SET, L. SIDE	83600-KWS-840	ZA	ZA	ZA	ZA			F-24	2	
3	COVER SET, R. SIDE	83500-KWS-840	ZA	ZA	ZA	ZA			F-24	1	
4	COVER, TANK	17520-KWS-900	ZC	ZD	ZA	ZJ			F-21	8	
5	COWL, L. RR.	77220-KWS-900	ZC	ZC	ZC	ZC			F-23-10	2	
6	COWL, L. SIDE	50270-KWS-900	ZC	ZD	ZA	ZH			F-45	3	
7	COWL, R. RR.	77210-KWS-900	ZC	ZC	ZC	ZC			F-23-10	1	
8	COWL, R. SIDE	50260-KWS-900	ZE	ZF	ZC	ZH			F-45	1	
9	FENDER SET, RR.	80100-KWS-900	ZA	ZA	ZA	ZA			F-34	3	
10	FENDER, FR.	61100-KWS-900	ZC	ZD	ZA	ZH			F-10	2	
11	FLANGE SUB ASSY., FINAL DRIVEN	42615-KWS-900	ZA	ZA	ZA	ZA			F-19-30	6	
12	GARNISH, L.	61402-KWS-900	ZE	ZF	ZC	ZD			F-43	5	
13	GARNISH, R.	61302-KWS-900	ZE	ZF	ZC	ZD			F-43	2	
14	MARK, HONDA	61308-KWS-900	ZA	ZA	ZA	ZA			F-50	7	
15	MARK, L. FUEL TANK WING	17532-KWS-900	ZB	ZB	ZB	ZC			F-50	4	
16	MARK, R. FUEL TANK WING	17531-KWS-900	ZB	ZB	ZB	ZC			F-50	3	
17	MARK, SIDE COVER	83610-KWS-840	ZA	ZA	ZA	ZA			F-50	9	
18	PANEL COMP., RR. BRAKE	43100-KWS-900	ZA	ZA	ZA	ZA			F-18	3	
19	TANK ASSY., FUEL	17500-KWS-600	ZE	ZC	ZH	ZG			F-21	7	
20	VISOR SET, FR.	61300-KWS-901	ZA	ZA	ZA	ZA			F-43	1	

CBF110M (CBF110Mc).....2ID

No.	MODEL		CBF110MC									Applicable block No.	Ref. No.
	COLOR		Electric yellow metallic Y-210M	Pearl nightstar black NH-A84P	Pearl siena red R-320P	Candy palm green GY-142C	Pearl sunbeam white NH-A66P	Heavy gray metallic-U NH-194M-U	Applicable model				
	Name of colored parts	Basic part No.							Initial applicable model	Final applicable model			
1	BOX ASSY., SPEEDOMETER GEAR	44800-KWF-930	ZB	ZB	ZB	ZB	ZB	ZB			F-14-40	8	
2	COVER SET, L. SIDE	83600-KWS-600	ZA	ZA	ZA	ZA	ZA	ZA			F-24	2	
3	COVER SET, R. SIDE	83500-KWS-600	ZA	ZA	ZA	ZA	ZA	ZA			F-24	1	
4	COVER, TANK	17520-KWS-900	ZK	ZC	ZD	ZJ	ZR	ZQ			F-21	8	
5	COWL, L. RR.	77220-KWS-900	ZC	ZC	ZC	ZC	ZC	ZC			F-23-10	2	
6	COWL, L. SIDE	50270-KWS-900	ZK	ZC	ZD	ZH	ZR	ZQ			F-45	3	
7	COWL, R. RR.	77210-KWS-900	ZC	ZC	ZC	ZC	ZC	ZC			F-23-10	1	
8	COWL, R. SIDE	50260-KWS-900	ZK	ZE	ZF	ZH	ZR	ZQ			F-45	1	
9	FENDER SET, RR.	80100-KWS-900	ZA	ZA	ZA	ZA	ZA	ZA			F-34	3	
10	FENDER, FR.	61100-KWS-900	ZK	ZC	ZD	ZH	ZR	ZQ			F-10	2	
11	FLANGE SUB ASSY., FINAL DRIVEN	42615-KWS-900	ZA	ZA	ZA	ZA	ZA	ZA			F-19-30	6	
12	GARNISH, L.	61402-KWS-900	ZG	ZE	ZF	ZD	ZQ	ZP			F-43	5	
13	GARNISH, R.	61302-KWS-900	ZG	ZE	ZF	ZD	ZP	ZN			F-43	2	
14	MARK, HONDA	61308-KWS-900	ZA	ZA	ZA	ZA	ZA	ZA			F-50	7	
15	MARK, L. FUEL TANK WING	17532-KWS-900	ZA	ZB	ZB	ZC	ZC	ZB			F-50	4	
16	MARK, R. FUEL TANK WING	17531-KWS-900	ZA	ZB	ZB	ZC	ZC	ZB			F-50	3	
17	MARK, SIDE COVER	86831-KWS-600	ZA	ZA	ZA	ZA	ZA	ZA			F-50	8	
18	PANEL COMP., RR. BRAKE	43100-KWS-900	ZA	ZA	ZA	ZA	ZA	ZA			F-18	3	
19	TANK ASSY., FUEL	17500-KWS-600	ZB	ZE	ZC	ZG	ZF	ZD			F-21	7	
20	VISOR SET, FR.	61300-KWS-901	ZA	ZA	ZA	ZA	ZA	ZA			F-43	1	

CBF110M (CBF110ME).....2LA

No.	MODEL		CBF110ME						Applicable block No.	Ref. No.
	COLOR		Black	Heavy gray metallic-U	Sports red	Applicable model				
	CODE		NH-1	NH-194M-U	R-321					
	Name of colored parts	Basic part No.	NH1	NH194	R321	Initial applicable model	Final applicable model			
1	BOX ASSY., SPEEDOMETER GEAR	44800-KWF-930	ZB	ZB	ZB			F-14-40	8	
2	COVER SET, L. SIDE	83600-KWS-840	ZA	ZA	ZA			F-24	2	
3	COVER SET, R. SIDE	83500-KWS-840	ZA	ZA	ZA			F-24	1	
4	COVER, TANK	17520-KWS-900	ZF	ZQ	ZS			F-21	8	
5	COWL, L. RR.	77220-KWS-900	ZA	ZC	ZF			F-23-10	2	
6	COWL, L. SIDE	50270-KWS-900	ZF	ZQ	ZS			F-45	3	
7	COWL, R. RR.	77210-KWS-900	ZA	ZC	ZF			F-23-10	1	
8	COWL, R. SIDE	50260-KWS-900	ZA	ZQ	ZS			F-45	1	
9	FENDER SET, RR.	80100-KWS-900	ZA	ZA	ZA			F-34	3	
10	FENDER, FR.	61100-KWS-900	ZF	ZQ	ZS			F-10	2	
11	FLANGE SUB ASSY., FINAL DRIVEN	42615-KWS-B00	ZA	ZA	ZA			F-19-30	18	
12	GARNISH, L.	61402-KWS-900	ZA	ZP	ZR			F-43	5	
13	GARNISH, R.	61302-KWS-900	ZA	ZN	ZQ			F-43	2	
14	MARK, HONDA	61308-KWS-900	ZA	ZA	ZA			F-50	7	
15	MARK, L. FUEL TANK WING	17532-KWS-900	ZB	ZB	ZB			F-50	4	
16	MARK, R. FUEL TANK WING	17531-KWS-900	ZB	ZB	ZB			F-50	3	
17	MARK, SIDE COVER	83610-KWS-840	ZA	ZA	ZA			F-50	9	
18	PANEL COMP., RR. BRAKE	43100-KWS-900	ZA	ZA	ZA			F-18	3	
19	TANK ASSY., FUEL	17500-KWS-B00	ZC	ZB	ZD			F-21	7	
20	VISOR SET, FR.	61300-KWS-901	ZA	ZA	ZA			F-43	1	

CBF110M (CBF110ME).....6ID

No.	MODEL		CBF110ME							Applicable block No.	Ref. No.
	COLOR		Black	Heavy gray metallic-U	Sports red	Electric yellow metallic	Applicable model				
	Name of colored parts	Basic part No.	NH-1	NH-194M-U	R-321	Y-210M	Initial applicable model	Final applicable model			
1	BOX ASSY., SPEEDOMETER GEAR	44800-KWF-930	ZB	ZB	ZB	ZB			F-14-40	8	
2	COVER SET, L. SIDE	83600-KWS-600	ZA	ZA	ZA	ZA			F-24	2	
3	COVER SET, R. SIDE	83500-KWS-600	ZA	ZA	ZA	ZA			F-24	1	
4	COVER, TANK	17520-KWS-900	ZF	ZQ	ZS	ZK			F-21	8	
5	COWL, L. RR.	77220-KWS-900	ZA	ZC	ZF	ZC			F-23-10	2	
6	COWL, L. SIDE	50270-KWS-900	ZF	ZQ	ZS	ZK			F-45	3	
7	COWL, R. RR.	77210-KWS-900	ZA	ZC	ZF	ZC			F-23-10	1	
8	COWL, R. SIDE	50260-KWS-900	ZA	ZQ	ZS	ZK			F-45	1	
9	FENDER SET, RR.	80100-KWS-900	ZA	ZA	ZA	ZA			F-34	3	
10	FENDER, FR.	61100-KWS-900	ZF	ZQ	ZS	ZK			F-10	2	
11	FLANGE SUB ASSY., FINAL DRIVEN	42615-KWS-B00	ZA	ZA	ZA	ZA			F-19-30	18	
12	GARNISH, L.	61402-KWS-900	ZA	ZP	ZR	ZG			F-43	5	
13	GARNISH, R.	61302-KWS-900	ZA	ZN	ZQ	ZG			F-43	2	
14	MARK, HONDA	61308-KWS-900	ZA	ZA	ZA	ZA			F-50	7	
15	MARK, L. FUEL TANK WING	17532-KWS-900	ZB	ZB	ZB	ZA			F-50	4	
16	MARK, R. FUEL TANK WING	17531-KWS-900	ZB	ZB	ZB	ZA			F-50	3	
17	MARK, SIDE COVER	86831-KWS-600	ZA	ZA	ZA	ZA			F-50	8	
18	PANEL COMP., RR. BRAKE	43100-KWS-900	ZA	ZA	ZA	ZA			F-18	3	
19	TANK ASSY., FUEL	17500-KWS-B00	ZC	ZB	ZD	ZA			F-21	7	
20	VISOR SET, FR.	61300-KWS-901	ZA	ZA	ZA	ZA			F-43	1	

CBF110M (CBF110ME).....2CO

CBF110MS (CBF110MSE)

No.	MODEL		CBF110ME / CBF110MSE						
	COLOR		Black	Heavy gray metallic-U	Sports red	Applicable model		Applicable block No.	Ref. No.
	CODE		NH-1	NH-194M-U	R-321	Initial applicable model	Final applicable model		
	Name of colored parts	Basic part No.	NH1	NH194	R321				
1	BOX ASSY., SPEEDOMETER GEAR	44800-KWF-930	ZB	ZB	ZB			F-14-40	8
2	COVER SET, L. SIDE	83600-KWS-840	ZA	ZA	ZA			F-24	2
3	COVER SET, R. SIDE	83500-KWS-840	ZA	ZA	ZA			F-24	1
4	COVER, TANK	17520-KWS-900	ZF	ZQ	ZS			F-21	8
5	COWL, L. RR.	77220-KWS-900	ZA	ZC	ZF			F-23-10	2
6	COWL, L. SIDE	50270-KWS-900	ZF	ZQ	ZS			F-45	3
7	COWL, R. RR.	77210-KWS-900	ZA	ZC	ZF			F-23-10	1
8	COWL, R. SIDE	50260-KWS-900	ZA	ZQ	ZS			F-45	1
9	FENDER SET, RR.	80100-KWS-900	ZA	ZA	ZA			F-34	3
10	FENDER, FR.	61100-KWS-900	ZF	ZQ	ZS			F-10	2
11	FLANGE SUB ASSY., FINAL DRIVEN	42615-KWS-B00	ZA	ZA	ZA			F-19-30	18
12	GARNISH, L.	61402-KWS-900	ZA	ZP	ZR			F-43	5
13	GARNISH, R.	61302-KWS-900	ZA	ZN	ZQ			F-43	2
14	MARK, HONDA	61308-KWS-900	ZA	ZA	ZA			F-50	7
15	MARK, L. FUEL TANK WING	17532-KWS-900	ZB	ZB	ZB			F-50	4
16	MARK, R. FUEL TANK WING	17531-KWS-900	ZB	ZB	ZB			F-50	3
17	MARK, SIDE COVER	83610-KWS-840	ZA	ZA	ZA			F-50	9
18	PANEL COMP., RR. BRAKE	43100-KWS-900	ZA	ZA	ZA			F-18	3
19	TANK ASSY., FUEL	17500-KWS-B00	ZC	ZB	ZD			F-21	7
20	VISOR SET, FR.	61300-KWS-901	ZA	ZA	ZA			F-43	1

Fuel hose, general purpose hoses and vinyl hose

- The standard part fuel hose, general purpose hose and vinyl hose may be substituted by the coiled bulk part.
- When ordering the standard part fuel hose, general purpose hose and vinyl hose use the bulk part number written in the parts catalogue in brackets () underneath the part name, or use the catalogue below.
(The bulk part standard length is 1 m, however, those displayed in the catalogue < > are available in 3 m and 8 m lengths.)
- When exchanging the hose, cut and use at the specified length as mentioned in the part name.
(For the method of cutting the bulk part, and method of filling out orders etc., please refer to the service manual and the instructions issued with the bulk part.)
- The list below is a catalogue of the standard part numbers and bulk part numbers. Note that those numbers are applicable to the listed replacement parts only.

Fuel hoses/Tubes			
Standard part No.	Bulk part No.	Bulk part	
		Inner diameter (mm)	Length (m)
95001-30xxx-2x	95001-30001-20M	3.0	1
95001-30xxx-3x	95001-30001-30M	3.0	1
95001-30xxx-4x	95001-30001-40M	3.0	1
95001-35xxx-2x	95001-35001-50M <95001-35003-50M>	3.5	1 3
95001-35xxx-3x	95001-35001-60M <95001-35003-60M>	3.5	1 3
95001-35xxx-4x	95001-35001-60M <95001-35003-60M>	3.5	1 3
95001-35xxx-5x	95001-35001-50M <95001-35003-50M>	3.5	1 3
95001-35xxx-6x	95001-35001-60M <95001-35003-60M>	3.5	1 3
95001-45xxx-2x	95001-45001-50M <95001-45003-50M>	4.5	1 3
95001-45xxx-3x	95001-45001-60M <95001-45003-60M> <95001-45008-60M>	4.5	1 3 8
95001-45xxx-4x	95001-45001-60M <95001-45003-60M> <95001-45008-60M>	4.5	1 3 8
95001-45xxx-5x	95001-45001-50M <95001-45003-50M>	4.5	1 3
95001-45xxx-6x	95001-45001-60M <95001-45003-60M> <95001-45008-60M>	4.5	1 3 8
95001-55xxx-2x	95001-55001-50M <95001-55003-50M> <95001-55008-50M>	5.5	1 3 8

Fuel hoses/Tubes			
Standard part No.	Bulk part No.	Bulk part	
		Inner diameter (mm)	Length (m)
95001-55xxx-3x	95001-55001-60M <95001-55003-60M> <95001-55008-60M>	5.5	1 3 8
95001-55xxx-4x	95001-55001-60M <95001-55003-60M> <95001-55008-60M>	5.5	1 3 8
95001-55xxx-5x	95001-55001-50M <95001-55003-50M> <95001-55008-50M>	5.5	1 3 8
95001-55xxx-6x	95001-55001-60M <95001-55003-60M> <95001-55008-60M>	5.5	1 3 8
95001-75xxx-2x	95001-75001-50M <95001-75003-50M>	7.5	1 3
95001-75xxx-3x	95001-75001-60M <95001-75003-60M> <95001-75008-60M>	7.5	1 3 8
95001-75xxx-4x	95001-75001-60M <95001-75003-60M> <95001-75008-60M>	7.5	1 3 8
95001-75xxx-5x	95001-75001-50M <95001-75003-50M>	7.5	1 3
95001-75xxx-6x	95001-75001-60M <95001-75003-60M> <95001-75008-60M>	7.5	1 3 8
95001-80xxx-2x	95001-80001-50M	8.0	1
95001-80xxx-3x	95001-80001-60M	8.0	1
95001-80xxx-4x	95001-80001-60M	8.0	1
95001-80xxx-5x	95001-80001-50M	8.0	1
95001-80xxx-6x	95001-80001-60M	8.0	1

Vinyl tube				
Standard part No.	Bulk part No.	Bulk part		
		Inner dia- meter (mm)	Outer dia-meter (mm)	Length (m)
95003-01xxx-3x	95003-01001-60M <95003-01003-60M>	2.9	6.8	1 3
95003-01xxx-60	95003-01001-60M <95003-01003-60M>	2.9	6.8	1 3
95003-03xxx-3x	95003-03001-60M <95003-03003-60M>	3.0	6.0	1 3
95003-03xxx-60	95003-03001-60M <95003-03003-60M>	3.0	6.0	1 3
95003-05xxx-3x	95003-05001-60M <95003-05003-60M> <95003-05008-60M>	3.5	6.5	1 3 8
95003-05xxx-60	95003-05001-60M <95003-05003-60M> <95003-05008-60M>	3.5	6.5	1 3 8
95003-07xxx-1x	95003-07001-10M <95003-07003-10M> <95003-07008-10M>	4.0	7.0	1 3 8
95003-07xxx-20	95003-07001-10M <95003-07003-10M> <95003-07008-10M>	4.0	7.0	1 3 8
95003-07xxx-3x	95003-07001-60M <95003-07003-60M> <95003-07008-60M>	4.0	7.0	1 3 8
95003-07xxx-60	95003-07001-60M <95003-07003-60M> <95003-07008-60M>	4.0	7.0	1 3 8
95003-07xxx-7x	95003-07001-70M <95003-07003-70M> <95003-07008-70M>	4.0	7.0	1 3 8
95003-08xxx-1x	95003-08001-10M <95003-08003-10M> <95003-08008-10M>	4.5	6.5	1 3 8
95003-09xxx-3x	95003-09001-60M <95003-09003-60M>	4.5	8.0	1 3
95003-09xxx-60	95003-09001-60M <95003-09003-60M>	4.5	8.0	1 3
95003-10xxx-1x	95003-10001-10M <95003-10003-10M>	5.0	8.0	1 3
95003-10xxx-20	95003-10001-10M <95003-10003-10M>	5.0	8.0	1 3
95003-10xxx-3x	95003-10001-60M <95003-10003-60M>	5.0	8.0	1 3
95003-10xxx-60	95003-10001-60M <95003-10003-60M>	5.0	8.0	1 3
95003-11xxx-3x	95003-11001-60M <95003-11003-60M> <95003-11008-60M>	5.0	9.0	1 3 8
95003-11xxx-60	95003-11001-60M <95003-11003-60M> <95003-11008-60M>	5.0	9.0	1 3 8
95003-12xxx-1x	95003-12001-10M <95003-12003-10M> <95003-12008-10M>	5.0	7.0	1 3 8
95003-12xxx-20	95003-12001-10M <95003-12003-10M> <95003-12008-10M>	5.0	7.0	1 3 8

Vinyl tube				
Standard part No.	Bulk part No.	Bulk part		
		Inner dia- meter (mm)	Outer dia-meter (mm)	Length (m)
95003-14xxx-1x	95003-14001-10M <95003-14003-10M>	6.0	9.0	1 3
95003-14xxx-20	95003-14001-10M <95003-14003-10M>	6.0	9.0	1 3
95003-14xxx-3x	95003-14001-60M <95003-14003-60M>	6.0	9.0	1 3
95003-17xxx-1x	95003-17001-10M <95003-17003-10M>	7.0	9.0	1 3
95003-19xxx-1x	95003-19001-10M <95003-19003-10M> <95003-19008-10M>	7.0	11.0	1 3 8
95003-19xxx-20	95003-19001-10M <95003-19003-10M> <95003-19008-10M>	7.0	11.0	1 3 8
95003-19xxx-3x	95003-19001-60M <95003-19003-60M> <95003-19008-60M>	7.0	11.0	1 3 8
95003-19xxx-60	95003-19001-60M <95003-19003-60M> <95003-19008-60M>	7.0	11.0	1 3 8
95003-21xxx-1x	95003-21001-10M <95003-21003-10M>	8.0	9.0	1 3
95003-21xxx-20	95003-21001-10M <95003-21003-10M>	8.0	9.0	1 3
95003-23xxx-1x	95003-23001-10M <95003-23003-10M>	8.0	12.0	1 3
95003-23xxx-20	95003-23001-10M <95003-23003-10M>	8.0	12.0	1 3
95003-23xxx-3x	95003-23001-60M <95003-23003-60M> <95003-23008-60M>	8.0	12.0	1 3 8
95003-23xxx-60	95003-23001-60M <95003-23003-60M> <95003-23008-60M>	8.0	12.0	1 3 8
95003-25xxx-1x	95003-25001-10M <95003-25003-10M>	9.0	11.0	1 3
95003-25xxx-20	95003-25001-10M <95003-25003-10M>	9.0	11.0	1 3
95003-25xxx-3x	95003-25001-60M <95003-25003-60M>	9.0	11.0	1 3
95003-25xxx-7x	95003-25001-70M <95003-25003-70M>	9.0	11.0	1 3
95003-27xxx-1x	95003-27001-10M <95003-27003-10M>	9.0	13.0	1 3
95003-27xxx-20	95003-27001-10M <95003-27003-10M>	9.0	13.0	1 3
95003-27xxx-3x	95003-27001-60M <95003-27003-60M>	9.0	13.0	1 3
95003-27xxx-60	95003-27001-60M <95003-27003-60M>	9.0	13.0	1 3
95003-33xxx-1x	95003-33001-10M <95003-33003-10M>	10.0	14.0	1 3
95003-33xxx-20	95003-33001-10M <95003-33003-10M>	10.0	14.0	1 3

Vinyl tube				
Standard part No.	Bulk part No.	Bulk part		
		Inner dia- meter (mm)	Outer dia-meter (mm)	Length (m)
95003-36xxx-1x	95003-36001-10M <95003-36003-10M> <95003-36008-10M>	11.0	13.0	1 3 8
95003-36xxx-20	95003-36001-10M <95003-36003-10M> <95003-36008-10M>	11.0	13.0	1 3 8
95003-37xxx-3x	95003-37001-60M <95003-37003-60M>	11.0	15.0	1 3
95003-37xxx-60	95003-37001-60M <95003-37003-60M>	11.0	15.0	1 3
95003-38xxx-1x	95003-38001-10M <95003-38003-10M>	12.0	13.0	1 3
95003-38xxx-20	95003-38001-10M <95003-38003-10M>	12.0	13.0	1 3
95003-39xxx-1x	95003-39001-10M <95003-39003-10M>	12.0	14.0	1 3
95003-39xxx-20	95003-39001-10M <95003-39003-10M>	12.0	14.0	1 3
95003-40xxx-20	95003-40001-10M <95003-40003-10M>	12.0	16.0	1 3
95003-40xxx-3x	95003-40001-60M <95003-40003-60M>	12.0	16.0	1 3
95003-40xxx-60	95003-40001-60M <95003-40003-60M>	12.0	16.0	1 3
95003-43xxx-1x	95003-43001-10M <95003-43003-10M> <95003-43008-10M>	13.0	15.0	1 3 8
95003-43xxx-20	95003-43001-10M <95003-43003-10M> <95003-43008-10M>	13.0	15.0	1 3 8
95003-45xxx-1x	95003-45001-10M <95003-45003-10M> <95003-45008-10M>	14.0	18.0	1 3 8
95003-45xxx-20	95003-45001-10M <95003-45003-10M> <95003-45008-10M>	14.0	18.0	1 3 8
95003-50xxx-1x	95003-50001-10M <95003-50003-10M>	16.0	19.0	1 3
95003-50xxx-20	95003-50001-10M <95003-50003-10M>	16.0	19.0	1 3
95003-50xxx-3x	95003-50001-60M <95003-50003-60M>	16.0	19.0	1 3
95003-55xxx-1x	95003-55001-10M <95003-55003-10M>	17.5	20.5	1 3
95003-55xxx-20	95003-55001-10M <95003-55003-10M>	17.5	20.5	1 3
95003-60xxx-1x	95003-60001-10M <95003-60003-10M>	22.0	27.0	1 3
95003-60xxx-20	95003-60001-10M <95003-60003-10M>	22.0	27.0	1 3
95003-60xxx-3x	95003-60001-60M <95003-60003-60M>	22.0	27.0	1 3
95003-60xxx-60	95003-60001-60M <95003-60003-60M>	22.0	27.0	1 3

General purpose hoses			
Standard part No.	Bulk part No.	Bulk part	
		Inner diameter (mm)	Length (m)
95005-11xxx-3x	95005-11001-30M	11.0	1
95005-11xxx-5x	95005-11001-50M	11.0	1
95005-12xxx-1x	95005-12001-10M <95005-12003-10M>	12.0	1 3
95005-12xxx-2x	95005-12001-20M	12.0	1
95005-12xxx-3x	95005-12001-30M	12.0	1
95005-12xxx-5x	95005-12001-50M	12.0	1
95005-14xxx-1x	95005-14001-10M	14.0	1
95005-14xxx-2x	95005-14001-20M <95005-14003-20M>	14.0	1 3
95005-14xxx-3x	95005-14001-30M	14.0	1
95005-14xxx-5x	95005-14001-50M	14.0	1
95005-17xxx-1x	95005-17001-10M	17.0	1
95005-17xxx-2x	95005-17001-20M	17.0	1
95005-17xxx-3x	95005-17001-30M	17.0	1
95005-17xxx-5x	95005-17001-50M	17.0	1
95005-30xxx-3x	95005-30001-30M	3.0	1
95005-30xxx-5x	95005-30001-50M	3.0	1
95005-35xxx-1x	95005-35001-10M <95005-35003-10M> <95005-35008-10M>	3.5	1 3 8
95005-35xxx-2x	95005-35001-20M	3.5	1
95005-35xxx-3x	95005-35001-30M	3.5	1
95005-35xxx-4x	95005-35001-10M <95005-35003-10M> <95005-35008-10M>	3.5	1 3 8
95005-35xxx-5x	95005-35001-50M	3.5	1
95005-45xxx-1x	95005-45001-10M <95005-45003-10M> <95005-45008-10M>	4.5	1 3 8
95005-45xxx-2x	95005-45001-20M	4.5	1
95005-45xxx-3x	95005-45001-30M	4.5	1

General purpose hoses			
Standard part No.	Bulk part No.	Bulk part	
		Inner diameter (mm)	Length (m)
95005-45xxx-4x	95005-45001-10M <95005-45003-10M> <95005-45008-10M>	4.5	1 3 8
95005-45xxx-5x	95005-45001-50M	4.5	1
95005-50xxx-3x	95005-50001-30M <95005-50003-30M>	5.0	1 3
95005-50xxx-5x	95005-50001-50M	5.0	1
95005-55xxx-1x	95005-55001-10M <95005-55003-10M> <95005-55008-10M>	5.3	1 3 8
95005-55xxx-2x	95005-55001-20M <95005-55003-20M>	5.3	1 3
95005-55xxx-4x	95005-55001-10M <95005-55003-10M> <95005-55008-10M>	5.3	1 3 8
95005-65xxx-1x	95005-65001-10M <95005-65003-10M>	6.5	1 3
95005-65xxx-2x	95005-65001-20M	6.5	1
95005-70xxx-3x	95005-70001-30M <95005-70003-30M>	7.0	1 3
95005-70xxx-5x	95005-70001-50M	7.0	1
95005-75xxx-1x	95005-75001-10M <95005-75003-10M>	7.3	1 3
95005-75xxx-2x	95005-75001-20M	7.3	1
95005-80xxx-1x	95005-80001-10M <95005-80003-10M>	8.0	1 3
95005-80xxx-2x	95005-80001-20M	8.0	1
95005-80xxx-3x	95005-80001-30M	8.0	1
95005-80xxx-5x	95005-80001-50M	8.0	1
95005-91xxx-3x	95005-91001-30M	12.0	1
95005-91xxx-5x	95005-91001-50M	12.0	1
95005-92xxx-3x	95005-92001-30M	12.0	1
95005-92xxx-5x	95005-92001-50M	12.0	1

NOTE: X is displayed to represent the omitted numerals and letters of the roman alphabet.

⊙ **CAUTION: It is DANGEROUS to confuse the fuel hose with the general purpose hose or vinyl hose.**

Never use a general purpose hose or vinyl hose in place of a fuel hose or vice versa. Always use the correct bulk part in the parts catalogue, according to the service manual or the instructions issued with the bulk part.

• Bulk part number of fuel hose, general purpose hose and vinyl hose.

(Example)

9 5 0 0 1 - 7 5 0 0 1 - 5 0 M

Bulk part number: Refers to the bulk part.

Marking code (hose type): (fuel hose and general purpose hose)

Change code (for added hose): (Vinyl hose)

- Indicates number mark or change sequence, however, the code for the bulk part must be strictly 0 (zero).

Types of code:

- Fuel hose
 - 2: Red outside braid (3 mm inside dia. only)
 - 5: Black inside braid
 - 3: Red (3 mm inside dia. only)
 - 4: Ash gray with red stripe (3 mm inside dia. only)
 - 6: Black
- Vinyl hose
 - 1: Clear
 - 2: Black
 - 3: Light red
 - 6: Light red
 - 7: Pale black
- General hose
 - 1: Ash gray
 - 2: Ash gray
 - 3: Black
 - 5: Black

Lengths: 001: 1 m (standard)
003: 3 m
008: 8 m

I.D code: (fuel hose and general purpose hose)

- 30: 3.0 mm
- 35: 3.5 mm
- 45: 4.5 mm
- 50: 5.0 mm
- 55: 5.3 mm, 5.5 mm
- 65: 6.5 mm
- 70: 7.0 mm
- 75: 7.3 mm, 7.5 mm
- 80: 8.0 mm
- 11: 11 mm
- 91: 12 mm (outside dia. 15) mm
- 92: 12 mm (outside dia. 16) mm
- 12: 12 mm (outside dia. 17) mm
- 14: 14 mm
- 17: 17 mm

ID./OD. code: (vinyl hose)

- 01: ID. 2.9, OD. 6.8 mm
- 03: ID. 3.0, OD. 6.0 mm
- 05: ID. 3.5, OD. 6.5 mm
- 07: ID. 4.0, OD. 7.0 mm
- 08: ID. 4.5, OD. 6.5 mm
- 09: ID. 4.5, OD. 8.0 mm
- 12: ID. 5.0, OD. 7.0 mm
- 10: ID. 5.0, OD. 8.0 mm
- 11: ID. 5.0, OD. 9.0 mm
- 14: ID. 6.0, OD. 9.0 mm
- 17: ID. 7.0, OD. 9.0 mm
- 19: ID. 7.0, OD. 11.0 mm
- 21: ID. 8.0, OD. 9.0 mm
- 23: ID. 8.0, OD. 12.0 mm
- 25: ID. 9.0, OD. 11.0 mm
- 27: ID. 9.0, OD. 13.0 mm
- 33: ID. 10.0, OD. 14.0 mm
- 36: ID. 11.0, OD. 13.0 mm
- 37: ID. 11.0, OD. 15.0 mm
- 38: ID. 12.0, OD. 13.0 mm
- 39: ID. 12.0, OD. 14.0 mm
- 40: ID. 12.0, OD. 16.0 mm
- 43: ID. 13.0, OD. 15.0 mm
- 45: ID. 14.0, OD. 18.0 mm
- 50: ID. 16.0, OD. 19.0 mm
- 55: ID. 17.5, OD. 20.5 mm
- 60: ID. 22.0, OD. 27.0 mm

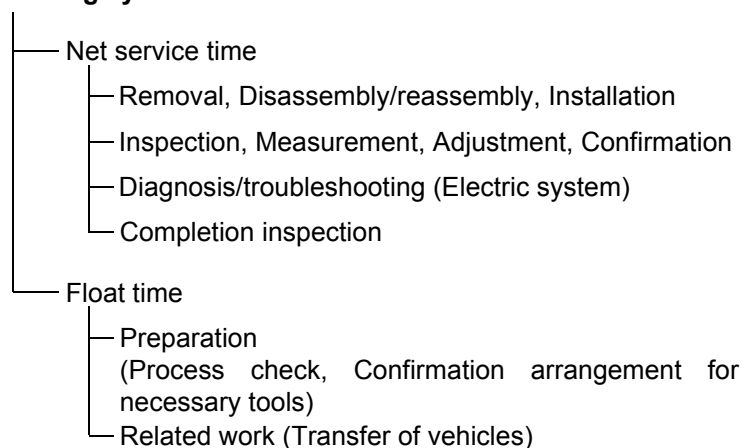
Hose type: 1: Fuel hose
3: Vinyl hose
5: General hose



FLAT RATE SERVICE TIME

Flat rate service time (FRT) means the standard time required to service a MC, which is listed in this manual to help the dealers control the actual working process and calculate the service charge by using it as a guide.

FRT setting system



* Float time is set by multiplying the net service time by a given coefficient.

Editorial style

The service items shown in the text are listed with the exchange work time for the repair sales parts as the subject. Other representative service items not using repair parts (removal/installation, adjustment, inspection/measuring, and other work) are listed collectively in the list in the preface, classified according to the work.

FRT setting standard

- Decimal system (in unit of 0.1) is adopted to set FRT as it is convenient to calculate the wage.
Example: (0.1) → 6 minutes, (0.2) → 12 minutes
[Labor cost per hour] x [FRT] = [Wage]
- FRT is set with a hand tool.
- Service items and FRT can be subject to change depending on development of tools and service equipment and improvement in service procedure.

Work procedure

- As the work procedure is set with the work time according to the method in the separate Service Manual, refer to this Manual as required.
- Work methods permitting servicing in the shortest time still permitting assurance of safe work and product warranty are used for the setting of service items not listed in the Service Manual.
- Work basically is to be performed by one person, and when two or more people are required, setting is done as the total time for the number of people.
- The set value for the technological level of the workers uses a person with three years of experience in the repair of Honda vehicles as the standard.
- Special tools and service equipment used to set FRT are those specified or recommended in Service Manual.

Service item whose FRT is not presented

- Accessories and service parts that are not listed to use in this manual.
 - Locations with little aging deterioration or breakage during normal use.
 - Service work that can be finished by one touch.
 - Service work that is seldom done (i.e. extremely small causes of trouble and service frequency).
- * When FRT is not presented, please calculate wages based on appropriate actual work time

Operation not included of FRT

- Oil and coolant water draining, Waiting time for warming up operation and etc..
- Additional operation that involves removal/installation of standard exterior equipment.
- Indirect time spent for service by visiting the customer, trade-in, and delivery of a MC.
- Indirect time required for ordering and delivery of parts.
- Cost for grease, adhesive agent, etc. used for service work.

**Explanation of FRT by using an example
(The example may differ from the actual presented items)**

Ref. No.	L.O.N.	(Relative ref. Number) Description	F.R.T.
②	111118	(1, 3, 4, 7) CAMSHAFT 4.5	②
③	111118A	⑥ • Includes: Valve clearance adjustment Replace rocker arm add 1.0	⑤

- ① Reference No. of the illustration of part that shows location of the replacement work.
- ② FRT is an abbreviation of Flat Rate Time indicating the standard service time required for the replacement.
- ③ LON is an abbreviation of Labor Operation Number, and it is a classification of the service items by the work unit code.

The same operation code is used regardless of the models.

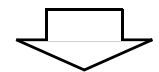
Standard operation is indicated with 6 digits code, and additional operation is indicated with 7 digits code.
- ④ Indicating the camshaft replacement and FRT4.5.
- ⑤ Indicating FRT1.0 that will be added when additional operation (replace rocker arm) is done in association with camshaft replacement.

- ⑥ Indicating work contents that are included in the service item.
- ⑦ Indicating a reference No. whose operation and time are the same as FRT4.5 for the camshaft.

(The application range is limited to the service items without an LON setting within a same block.)

**How to refer to the service item by using the sample
(camshaft replacement)**

Open to the page of the block where the camshaft's spare part illustration is shown.



Look for the camshaft illustration, and refer to the service item and FRT that agree with the reference No.

Indication mark for the listing of service items that continues to the following page

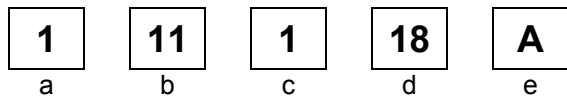
Ref. No.	L.O.N.	(Relative ref. Number) Description	F.R.T.
2	111118	CAMSHAFT	4.5
	.	.	.
	.	.	.

+
Mark indicated at the last line.

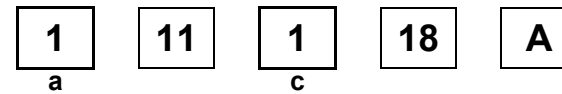
Indication of the block with no setting of FRT

Ref. No.	L.O.N.	(Relative ref. Number) Description	F.R.T.
NO INFORMATION			

• LON code system



- a) Category code..... Engine
- b) Location/function code Engine upper
- c) Operation code..... Replace
- d) Operation sequence number (Unit code can be shown with alphabet) camshaft (No regular rule of code)
- e) Additional code replace rocker arm (No regular rule of code)



a) Category codes and classification

Code	Category
1	Engine
2	Transmission
3	Fuel & Exhaust
4	Frame & Body
5	Steering/Suspension
6	Electrical
7	Wheels/Brakes
8	Controls/instrument
9	-
0	-

c) Operation codes and classification

Code	Operation category
1	Replace, Removal/Installation, Change
2	Overhaul
3	Adjust, Balance
4	(Paint-related work: Top-coat)
5	Test, Inspect/diagnose, Measurement, Check
6	(Overhaul-related work: Rebore)
7	(Overhaul-related work: Reseal)
8	(Resurface)
9	(Paint-related work: Refinish)
0	Repair, Cleaning, Air bleeding

Major service items without using spare parts

(1) Removal/Installation, (2) Adjustment,
(3) Inspection/Measurement, (4) Overhaul, (5) Other work

[E: Engine, F: Frame]

* OPERATIONS OTHER THAN REPLACING PARTS

(1) Removal and installation

Set for the configuration with the parts removed from the vehicle.

	LON	DESCRIPTION	FRT
E	1101E5	TILTING ENGINE ASSEMBLY-REMOVAL/INSTALLATION INCLUDES: All necessary adjustment	1.6
	1111K0	CYLINDER HEAD ASSEMBLY-REMOVAL/INSTALLATION	1.3
	3111D6	CARBURETOR ASSEMBLY-REMOVAL/INSTALLATION	0.5
	1101E6	CRANKCASE SEPARATION INCLUDES: Engine removal and installation	3.3

(2) Adjustment

	LON	DESCRIPTION	FRT
E	3113A0	CARBURETOR IDLE-ADJUSTMENT	0.1
	2123A0	CLUTCH-ADJUSTMENT INCLUDES: Clutch lever adjustment	0.1
	6143A1	SPARK PLUG-ADJUSTMENT/CLEANING	0.1
	1113A0	VALVE CLEARANCE-ADJUSTMENT NOTE: For 1 vehicle	0.5
F	6163A0	HEADLIGHT-AIMING	0.1
	2133A0	DRIVE CHAIN-ADJUSTMENT	0.1
	7113A0	FRONT BRAKE-ADJUSTMENT EXCLUDES: Front brake shoe adjustment	0.1
	7113A1	REAR BRAKE-ADJUSTMENT EXCLUDES: Rear brake shoe adjustment	0.1
	3113A3	THROTTLE OPERATION-ADJUSTMENT	0.1

(3) Inspection, Measurement

	LON	DESCRIPTION	FRT
E	1115A0	COMPRESSION PRESSURE-MEASUREMENT	0.1
	3115A0	CARBURETOR FLOAT LEVEL-MEASUREMENT	0.7
	6145A0	IGNITION TIMING-INSPECTION	0.2
F	6105A0	BATTERY-CHECKING OF ELECTROLYTE LEVEL & CHARGE	0.2

(4) Overhaul

Work condition: The required Measurements, inspections, adjustments, and cleaning/washing of each part are performed, including the main body removal/installation work and the replacement of defective parts.

	LON	DESCRIPTION	FRT
E	311200	CARBURETOR-OVERHAUL INCLUDES: All necessary adjustment	0.8

(5) Other work

	LON	DESCRIPTION	FRT
E	1130A1	OIL FILTER SCREEN-CLEANING	0.3
F	7110A0	FRONT BRAKE-AIR BLEEDING	0.2

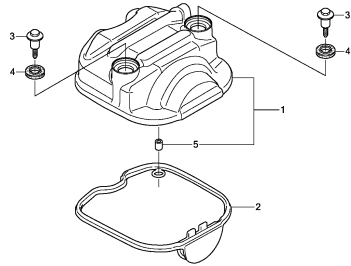
ENGINE GROUP

D 1

E-1

CYLINDER HEAD COVER

E 1

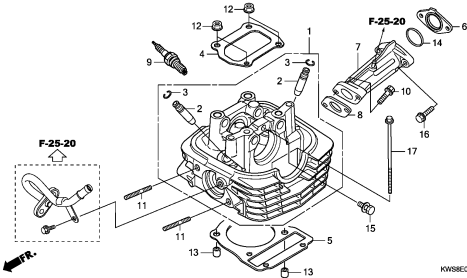


KWSRE100A

E-2

CYLINDER HEAD

E 2

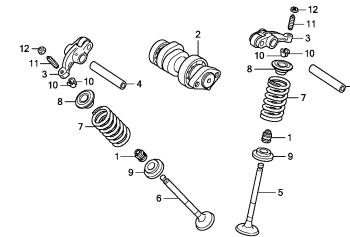


KWSRE0200

E-3

CAMSHAFT/VALVE

E 3

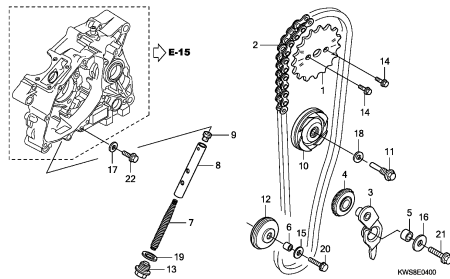


KWSRE0300

E-4

CAM CHAIN/TENSIONER

E 4

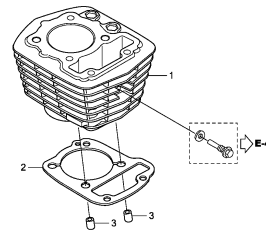


KWSRE0400

E-5

CYLINDER

E 6

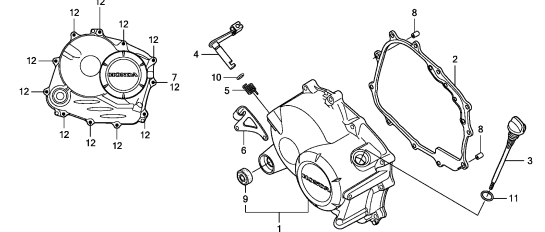


KWSRE0500

E-6

RIGHT CRANKCASE COVER

E 7

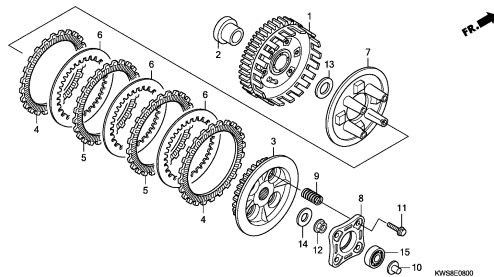


KWSRE0600

E-8

CLUTCH

E 8

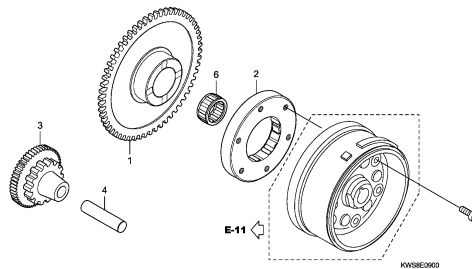


KWSRE0800

E-9

STARTING CLUTCH

E 9

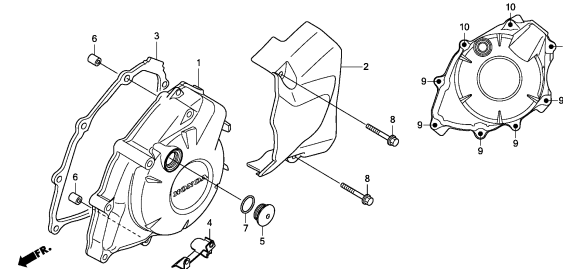


KWSRE0900

E-10

LEFT CRANKCASE COVER

E 10



KWSRE1000A

2

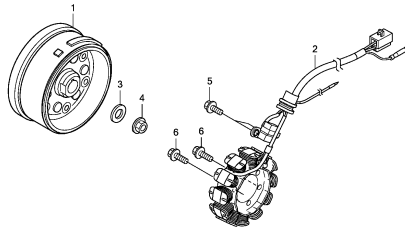
ENGINE GROUP

D 2

E-11

GENERATOR

E11

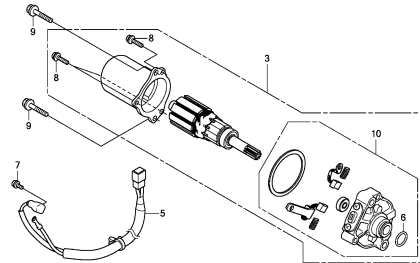


KW58E1100

E-13

STARTING MOTOR

E12

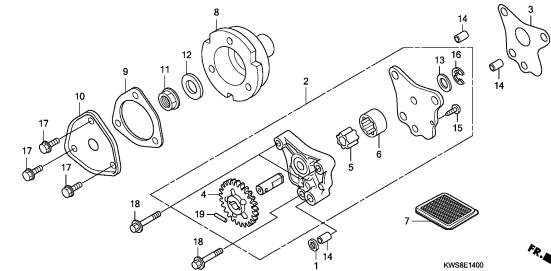


KW58E13000

E-14

OIL PUMP

E13

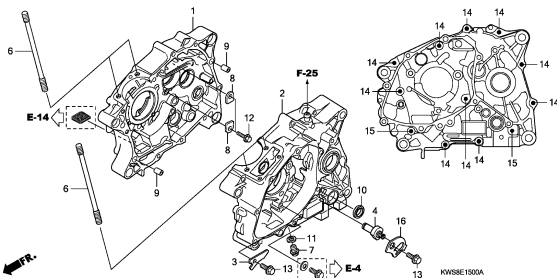


KW58E1400

E-15

CRANKCASE

E14

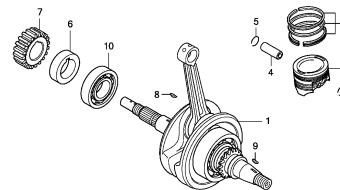


KW58E1500A

E-16

CRANKSHAFT/PISTON

E15

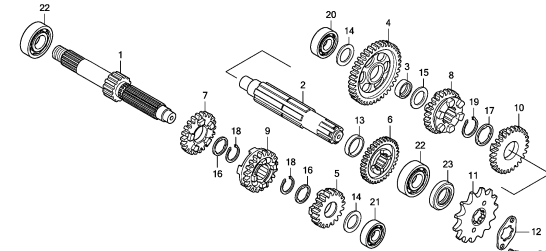


KW58E1600

E-17

TRANSMISSION

E16

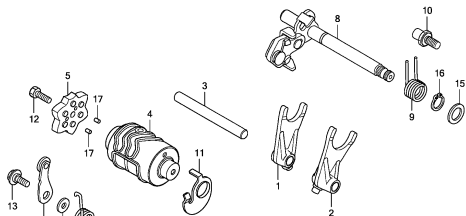


KW58E1700

E-19

GEARSHIFT DRUM

F 2

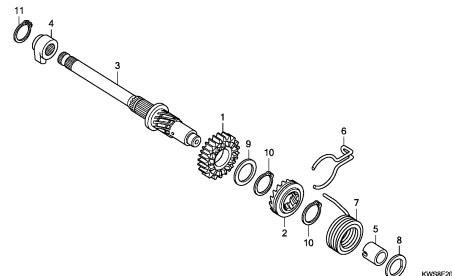


KW58E1900

E-20

KICK STARTER SPINDLE

F 3

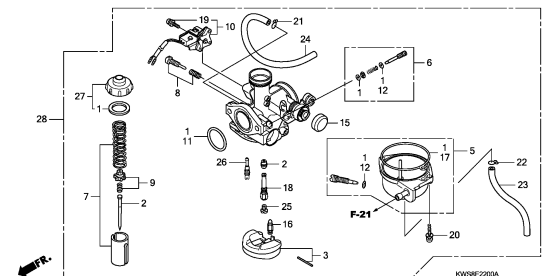


KW58E2000A

E-22

CARBURETOR

F 4



KW58E2200A

2

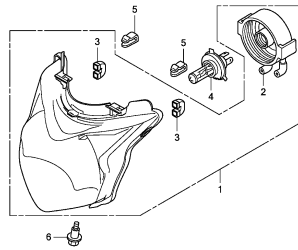
FRAME GROUP

D 3

F-1

HEADLIGHT

G 1

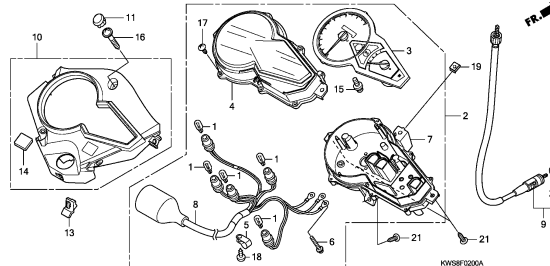


KW9BF100

F-2

METER

G 2

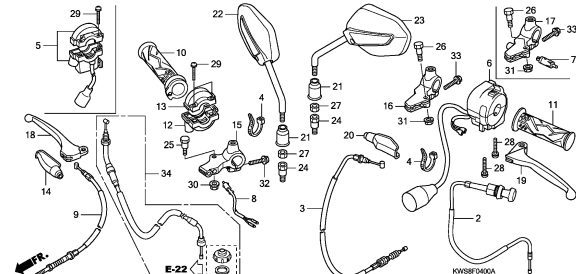


KW9BF1000A

F-4

HANDLE LEVER/SWITCH/CABLE/MIRROR

G 3

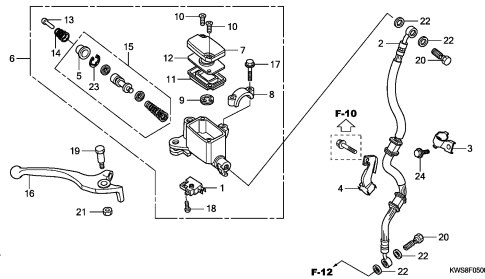


KW9BF1400A

F-5

FRONT BRAKE MASTER CYLINDER

G 5

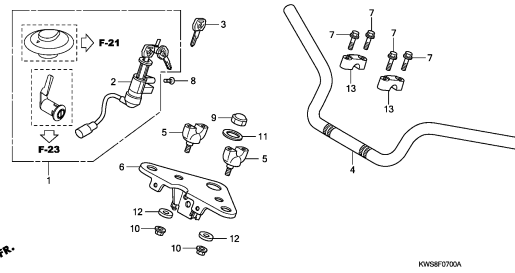


KW9BF0500

F-7

HANDLE PIPE/TOP BRIDGE

G 6

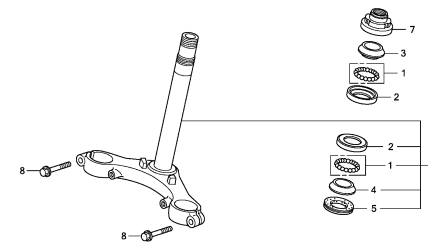


KW9BF0700A

F-9

STEERING STEM

G 7

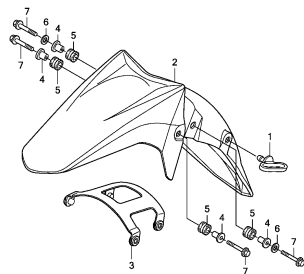


KW9BF0800

F-10

FRONT FENDER

G 8

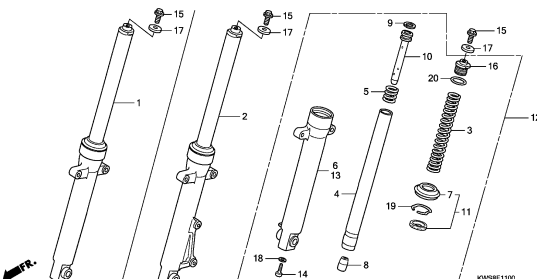


KW9BF1000

F-11

FRONT FORK

G 9

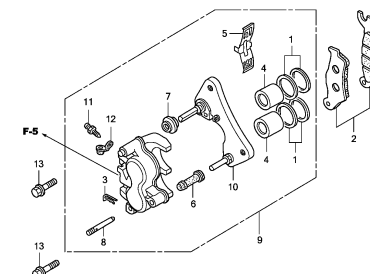


KW9BF1100

F-12

FRONT BRAKE CALIPER

G11



KW9BF1200

3

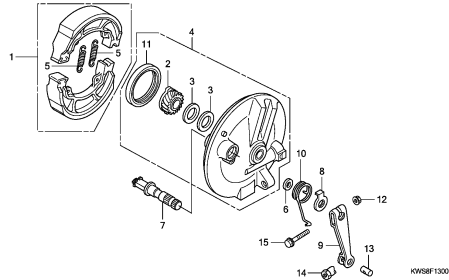
FRAME GROUP

D 4

F-13

FRONT BRAKE PANEL

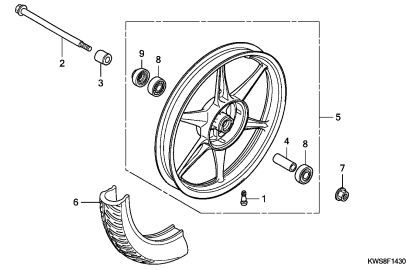
G12



F-14-30

FRONT WHEEL(DRUM BRAKE)

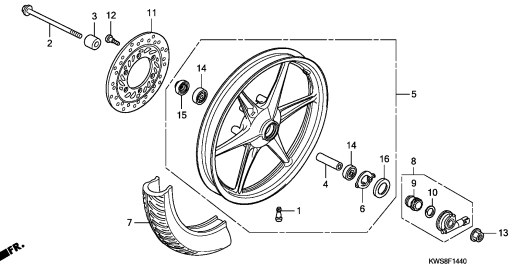
G14



F-14-40

FRONT WHEEL(DISK BRAKE)

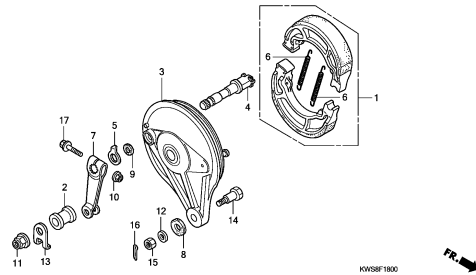
G16



F-18

REAR BRAKE PANEL

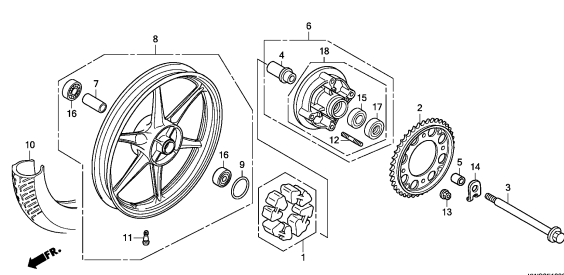
H 2



F-19-30

REAR WHEEL

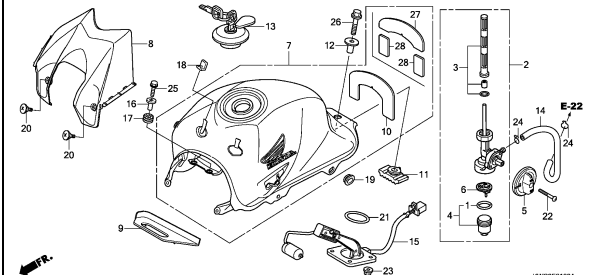
H 3



F-21

FUEL TANK

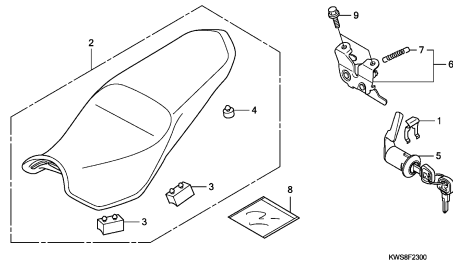
H 5



F-23

SEAT

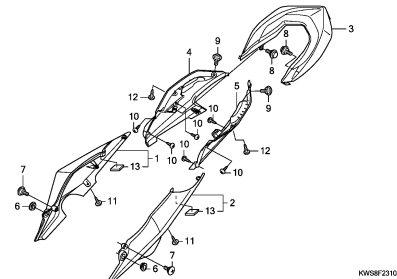
H 8



F-23-10

REAR COWL

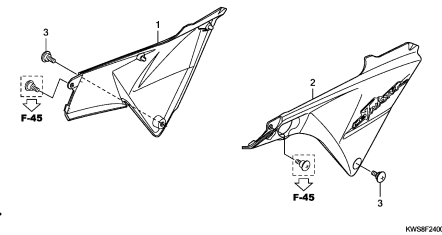
H 9



F-24

SIDE COVER

H10



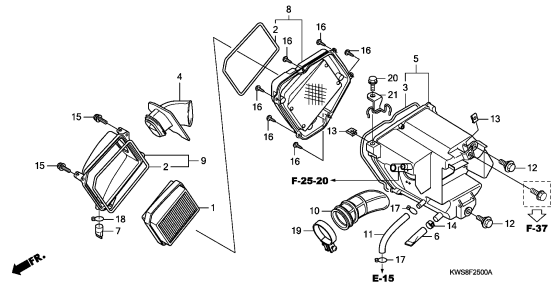
FRAME GROUP

D 5

F-25

AIR CLEANER

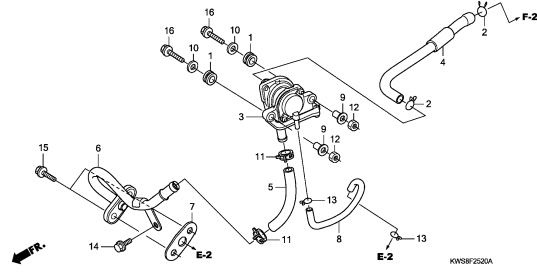
H11



F-25-20

AIR SUCTION VALVE

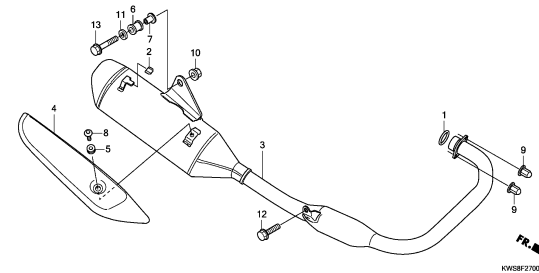
H13



F-27

EXHAUST MUFFLER

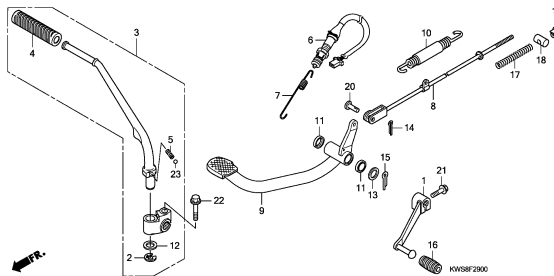
H14



F-29

PEDAL/KICK STARTER ARM

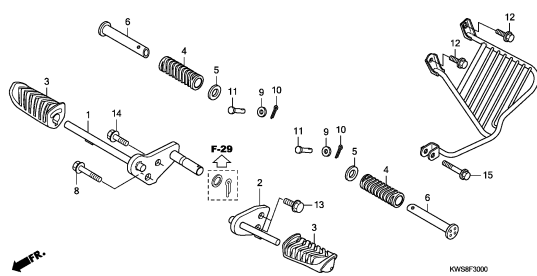
H15



F-30

STEP

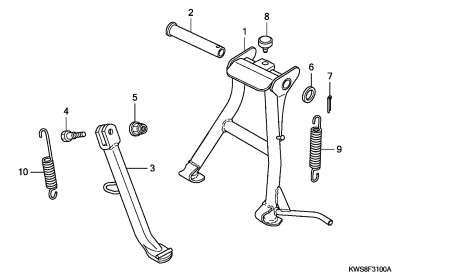
H16



F-31

STAND

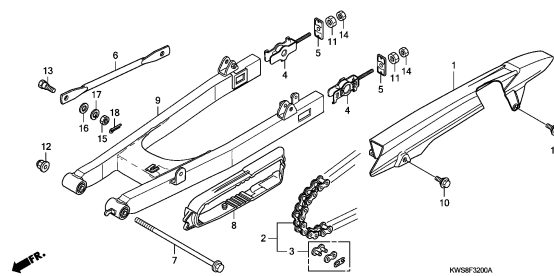
I 1



F-32

SWINGARM

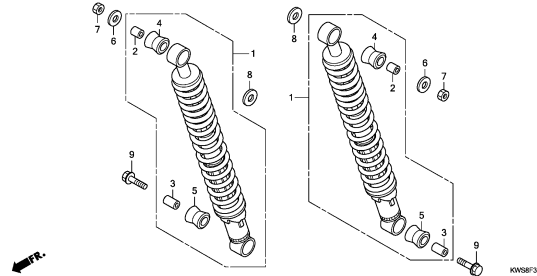
I 2



F-33

REAR CUSHION

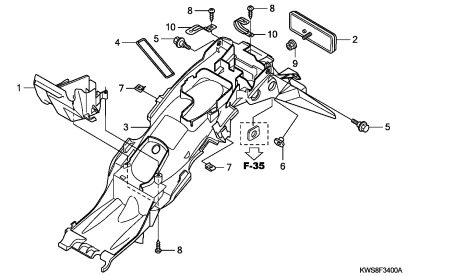
I 3



F-34

REAR FENDER

I 4



3

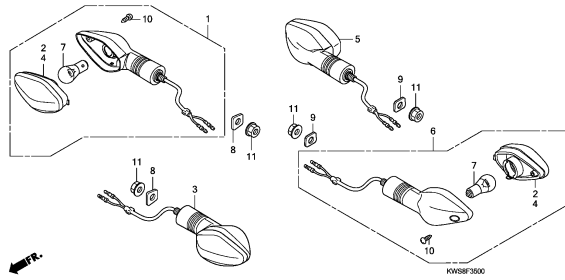
FRAME GROUP

D 6

F-35

WINKER

I 5

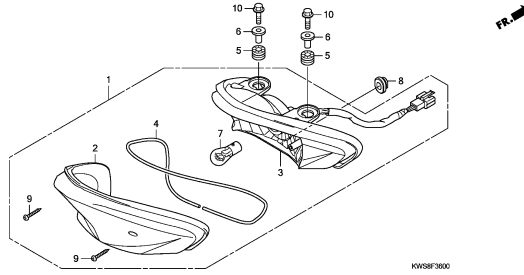


KW5BF3500

F-36

TAILLIGHT

I 6

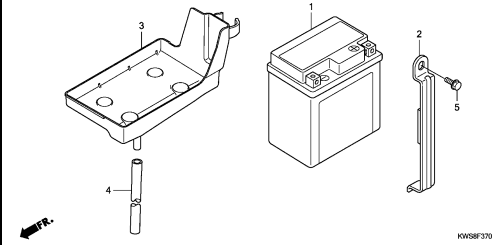


KW5BF3600

F-37

BATTERY

I 7

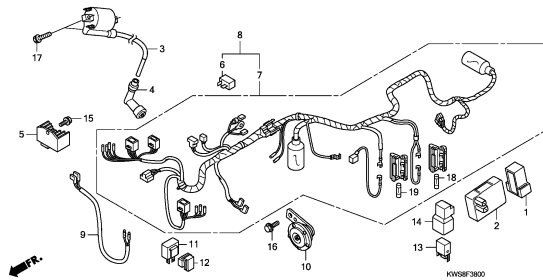


KW5BF3700

F-38

WIRE HARNESS

I 8

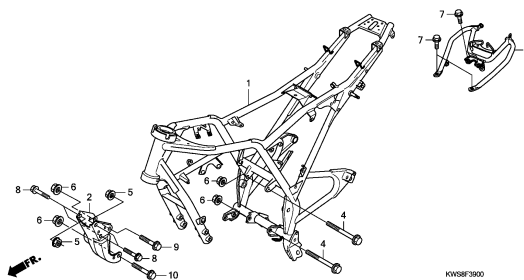


KW5BF3800

F-39

FRAME BODY

I 9

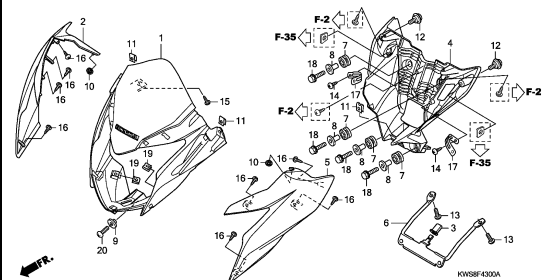


KW5BF3900

F-43

FRONT VISOR

I 10

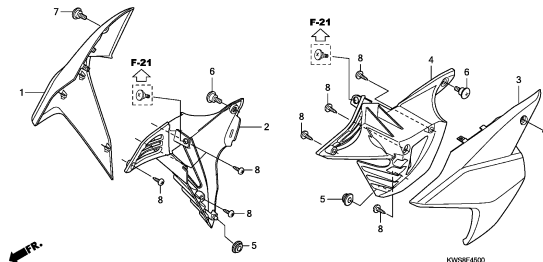


KW5BF4300A

F-45

SIDE COWL

I 12

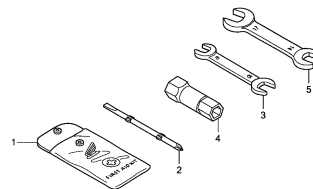


KW5BF4500

F-48

TOOLS

I 14

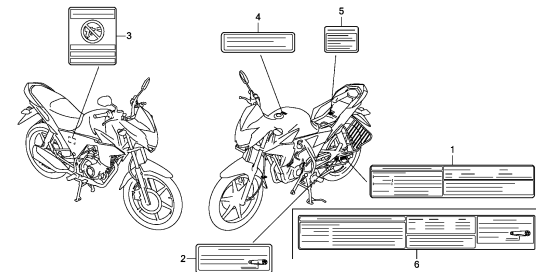


KW5BF4800

F-49

CAUTION LABEL

I 15



KW5BF4900B

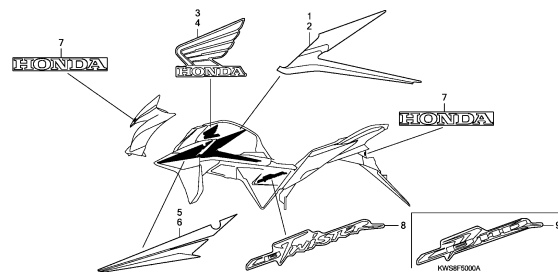
FRAME GROUP

D 7

F-50

I16

MARK/STRIPE

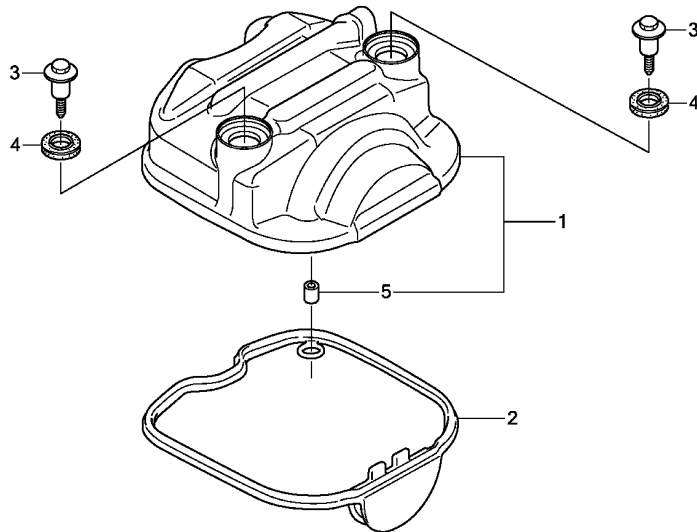


3

E-1

CYLINDER HEAD COVER

E 1



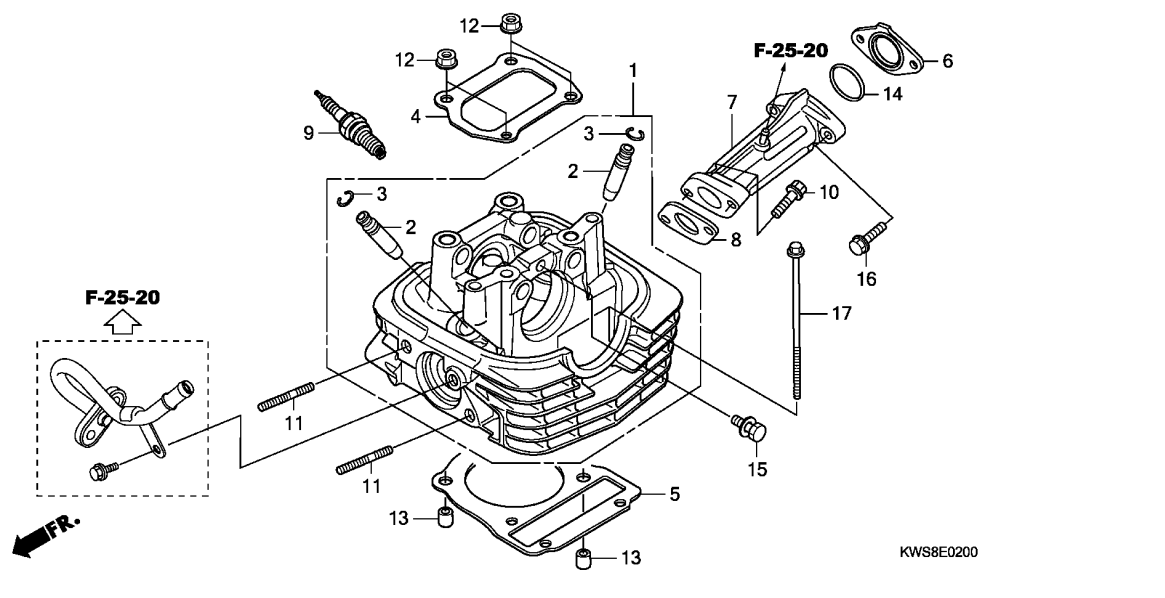
Ref. No.	L.O.N.	(Relative ref. Number) Description	F.R.T.
1	1111C4	COVER, CYLINDER HEAD	0.3
2	1111D2	GASKET, CYLINDER HEAD COVER ..	0.3

KWS8E0100A

FR.

2

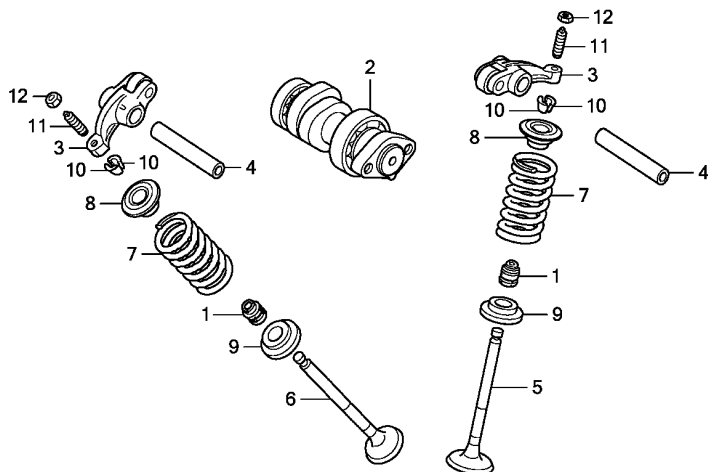
Ref. No.	Part No.	Description	Reqd. QTY								Serial No.	Parts catalogue code
			CBF110			CBF110M			CBF110MS			
			A	C	E	A	C	E	E			
1	12310-KWS-900	COVER COMP., CYLINDER HEAD ..	1	1	-	1	1	-	-			
	12310-KWS-B00	-	-	1	-	-	1	1			
2	12391-KWS-900	GASKET, HEAD COVER	1	1	1	1	1	1	1			
3	90003-KFG-000	BOLT, L. CRANKCASE COVER	2	2	2	2	2	2	2			
4	90543-MV9-670	RUBBER, MOUNTING	2	2	2	2	2	2	2			
5	94301-08100	DOWEL PIN, 8X10	-	-	1	-	-	1	1			



Ref. No.	L.O.N.	(Relative ref. Number) Description	F.R.T.
1	111106	HEAD, CYLINDERINCLUDES: Valve adjust and reface	2.0
2	1111L9	GUIDE, INTAKE VALVE(ONE)INCLUDES: Reaming .INCLUDES: Valve adjust and reface	2.0
	1111M0	GUIDE, EXHAUST VALVE(ONE)INCLUDES: Reaming .INCLUDES: Valve adjust and reface	2.0
	1111M9	GUIDE, VALVE :FOR 1 VEHICLE .. .INCLUDES: Reaming .INCLUDES: Valve adjust and reface	2.3
5	111115	GASKET, CYLINDER HEAD (6,8,14)	1.3
7	111107	MANIFOLD, INTAKE	0.5
9	614130	PLUG, SPARK	0.1

Ref. No.	Part No.	Description	Reqd. QTY								Serial No.	Parts catalogue code
			CBF110			CBF110M			CBF110MS			
			A	C	E	A	C	E	E			
1	12200-KWS-900	HEAD COMP., CYLINDER	1	1	-	1	1	-	-			
	12200-KWS-B00	-	-	1	-	-	1	1			
2	12204-KWP-P00	GUIDE, VALVE(O.S.)	2	2	2	2	2	2	2			
3	12206-KPL-900	CLIP, VALVE GUIDE	2	2	2	2	2	2	2			
4	12212-KWS-900	PLATE, CYLINDER HEAD	1	1	1	1	1	1	1			
5	12251-KWS-901	GASKET, CYLINDER HEAD	1	1	1	1	1	1	1			
6	16211-KTC-900	INSULATOR, CARBURETOR	1	1	1	1	1	1	1			
7	17110-KWS-900	PIPE COMP., INLET	1	1	-	1	1	-	-			
	17110-KWS-B00	-	-	1	-	-	1	1			
8	17112-KWS-901	GASKET, IN. PIPE	1	1	1	1	1	1	1			
9	31917-KPH-901	PLUG, SPARK(CPR7EA-9)(NGK) ..	1	1	1	1	1	1	1			
10	90001-KWS-900	BOLT, FLANGE, 6X28	2	2	2	2	2	2	2			
11	90040-KWS-900	BOLT, STUD, 8X25	2	2	2	2	2	2	2			
12	90202-KWS-900	NUT, FLANGE, 7MM	4	4	4	4	4	4	4			
13	90701-KPL-900	DOWEL PIN, SPECIAL, 8X14	2	2	2	2	2	2	2			
14	91304-KPG-T00	O-RING, 28X2.4	1	1	1	1	1	1	1			
15	93404-06012-00	BOLT-WASHER, 6X12	1	1	1	1	1	1	1			
16	95701-06025-00	BOLT, FLANGE, 6X25	2	2	2	2	2	2	2			
17	96001-06100-00	BOLT, FLANGE, 6X100	2	2	2	2	2	2	2			





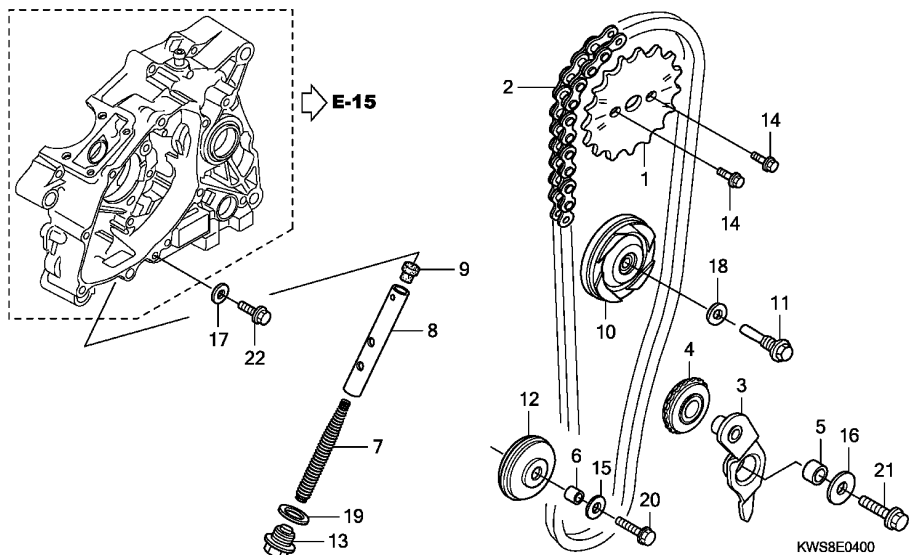
Ref. No.	L.O.N.	(Relative ref. Number) Description	F.R.T.
2	111118	CAMSHAFTINCLUDES: Valve adjustment (4)	0.7
3	1111K8	ARM, INTAKE VALVE ROCKER(ONE) .INCLUDES: Valve adjustment	0.7
	1111K9	ARM, EXHAUST VALVE ROCKER(ONE) .INCLUDES: Valve adjustment	0.7
	1111L8	ARM, VALVE ROCKER :FOR 1 VEHICLE	0.7
		.INCLUDES: Valve adjustment	
5	1111N0	VALVE, INTAKE(ONE)	1.6
		.INCLUDES: Refacing	
6	1111N1	VALVE, EXHAUST(ONE)	1.6
		.INCLUDES: Refacing	
	1111P0	VALVE :FOR 1 VEHICLE	1.8
		.INCLUDES: Refacing (1,8,9,10)	
7	1111P2	INTAKE VALVE SPRING AND/OR STEM SEAL(ONE)	1.4
	1111P3	EXHAUST VALVE SPRING AND/OR STEM SEAL(ONE)	1.4
	1111Q2	VALVE SPRING AND/OR STEM SEAL :FOR 1 VEHICLE	1.5

Ref. No.	Part No.	Description	Reqd. QTY								Serial No.	Parts catalogue code
			CBF110			CBF110M			CBF110MS			
A	C	E	A	C	E	E	E					
1	12209-GB4-682	SEAL, VALVE STEM(ARAI)	2	2	2	2	2	2	2			
2	14100-KWS-901	CAMSHAFT COMP.	1	1	1	1	1	1	1			
3	14430-KWP-900	ARM COMP., IN. VALVE ROCKER ..	2	2	2	2	2	2	2			
4	14451-KWS-900	SHAFT, ROCKER ARM	2	2	2	2	2	2	2			
5	14711-KWB-600	VALVE, IN.	1	1	1	1	1	1	1			
6	14721-KVY-900	VALVE, EX.	1	1	1	1	1	1	1			
7	14751-KWB-600	SPRING, VALVE(NIPPON HATSUJO)	2	2	2	2	2	2	2			
8	14771-KPL-900	RETAINER, VALVE SPRING	2	-	-	2	-	-	-			
	14771-GB4-680	-	2	2	-	2	2	2			
9	14775-KWP-900	SEAT, VALVE SPRING	2	2	2	2	2	2	2			
10	14781-MA6-000	COTTER, VALVE	4	4	4	4	4	4	4			
11	90012-KWB-600	SCREW, TAPPET ADJUSTING	2	2	2	2	2	2	2			
12	90206-KPL-900	NUT, TAPPET ADJUSTING	2	2	2	2	2	2	2			

E-4

CAM CHAIN/TENSIONER

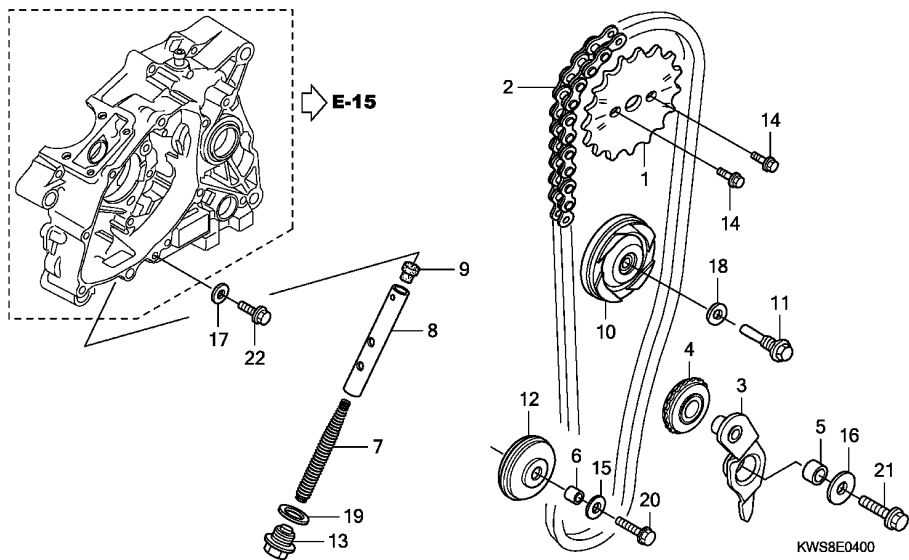
E 4



Ref. No.	L.O.N.	(Relative ref. Number) Description	F.R.T.
1	1111Q4	SPROCKET, CAM	0.6
2	110140	CHAIN, CAM	1.6
3	111151	ARM, CAM CHAIN TENSIONER	0.4
4	111148	ROLLER(S), CAM CHAIN TENSIONER	0.4
7	111136	SPRING, CAM CHAIN TENSIONER ..	0.1
8	1111Q3	ROD, CAM CHAIN TENSIONER PUSH	0.2
10	1111G4	ROLLER, CAM CHAIN GUIDE	1.4
12	1111J0	SPROCKET, CAM CHAIN GUIDE	0.4

Ref. No.	Part No.	Description	Reqd. QTY								Serial No.	Parts catalogue code
			CBF110			CBF110M			CBF110MS			
			A	C	E	A	C	E	E			
1	14321-KWS-900	SPROCKET, CAM(32T)	1	1	1	1	1	1	1			
2	14401-KWS-901	CHAIN, CAM(88LE-SH)	1	1	1	1	1	1	1			
3	14500-KWS-900	ARM COMP., CAM CHAIN TENSIONER	1	1	1	1	1	1	1			
4	14502-086-000	ROLLER, CAM CHAIN TENSIONER ..	1	1	1	1	1	1	1			
5	14531-KWS-900	COLLAR, CAM CHAIN TENSIONER ..	1	1	1	1	1	1	1			
6	14532-KWS-900	COLLAR, CAM CHAIN ROLLER	1	1	1	1	1	1	1			
7	14541-GB4-681	SPRING, CAM CHAIN TENSIONER ..	1	1	1	1	1	1	1			
8	14550-KWS-900	ROD COMP., TENSIONER PUSH	1	1	1	1	1	1	1			
9	14566-086-030	HEAD, CAM CHAIN TENSIONER PUSH										
		ROD	1	1	1	1	1	1	1			
10	14610-KWB-600	ROLLER COMP., CAM CHAIN GUIDE ..	1	1	1	1	1	1	1			
11	14615-KFL-850	PIN, GUIDE ROLLER	1	1	1	1	1	1	1			
12	14670-KWS-900	ROLLER COMP., CAM CHAIN GUIDE ..	1	1	1	1	1	1	1			
13	90081-035-000	BOLT, SEALING, 14MM	1	1	1	1	1	1	1			
14	90083-KRM-840	BOLT, KNOCK, 5MM	2	-	2	-	-	2	2	-----	2C0,2ID,2LA,5ID,6ID,CO,LA,PE	
	90083-KSP-910	2	-	2	-	-	-	-	-----	2ID,3ID,4ID,ID	
	90083-KRM-840	-	2	-	-	-	-	-	-----	2C0,2LA,CO,LA	
			-	-	-	-	2	-	-			
15	90401-ZA0-000	WASHER, PLAIN, 6.5X15	1	1	1	1	1	1	1			
16	90404-KWB-600	WASHER, 8.5X26X2.3	1	1	1	1	1	1	1			
17	90463-ML7-000	WASHER, SEALING, 6.5MM	1	1	1	1	1	1	1			
18	90475-KWB-600	WASHER, 8MM	1	1	1	1	1	1	1			
19	90544-KFO-000	WASHER, SEALING, 14MM	1	1	1	1	1	1	1			
20	95701-06025-00	BOLT, FLANGE, 6X25	1	1	1	1	1	1	1			



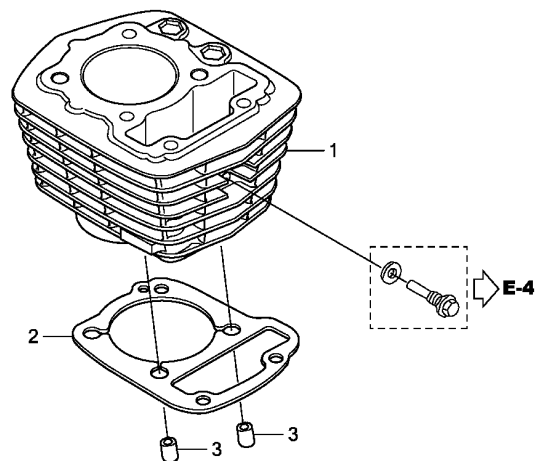


Ref. No.	Part No.	Description	Reqd. QTY							Serial No.	Parts catalogue code
			CBF110			CBF110M			CBF110MS		
			A	C	E	A	C	E	E		
21	95701-08025-00	BOLT, FLANGE, 8X25	1	1	1	1	1	1	1		
22	96001-06014-00	BOLT, FLANGE, 6X14	1	1	1	1	1	1	1		

E-5

CYLINDER

E 6



KWS8E0500

Ref. No.	L.O.N.	(Relative ref. Number) Description	F.R.T.
1	1111A5	CYLINDER	1.6
2	111102	GASKET, CYLINDER	1.5

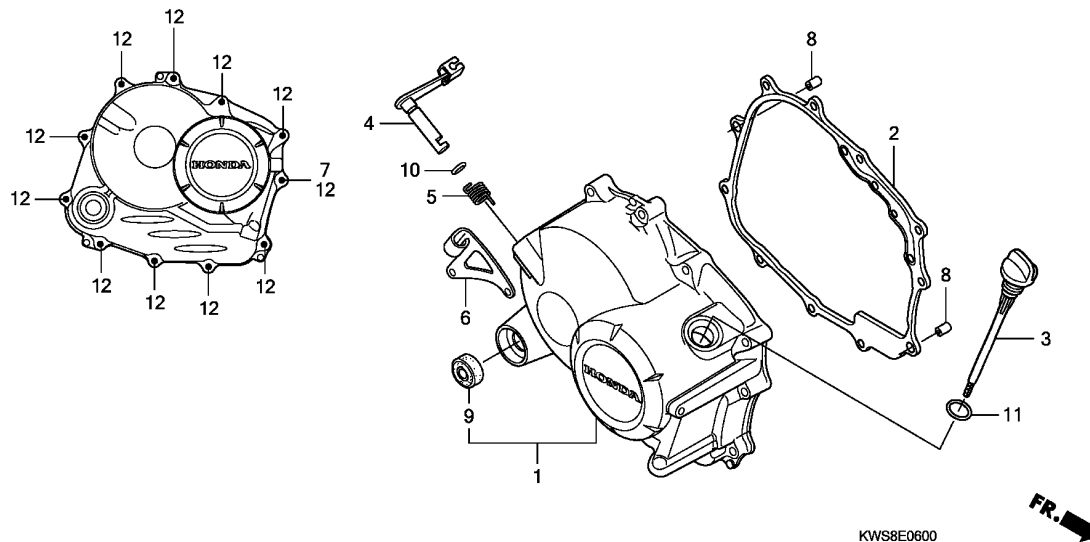
Ref. No.	Part No.	Description	Reqd. QTY								Serial No.	Parts catalogue code
			CBF110			CBF110M			CBF110MS			
			A	C	E	A	C	E	E	E		
1	12100-KWS-900	CYLINDER COMP.	1	1	-	1	1	-	-			
	12100-K14-900	-	-	1	-	-	1	1			
2	12191-KWS-900	GASKET, CYLINDER	1	1	1	1	1	1	1			
3	90701-KPL-900	DOWEL PIN, SPECIAL, 8X14	2	2	2	2	2	2	2			

2

E-6

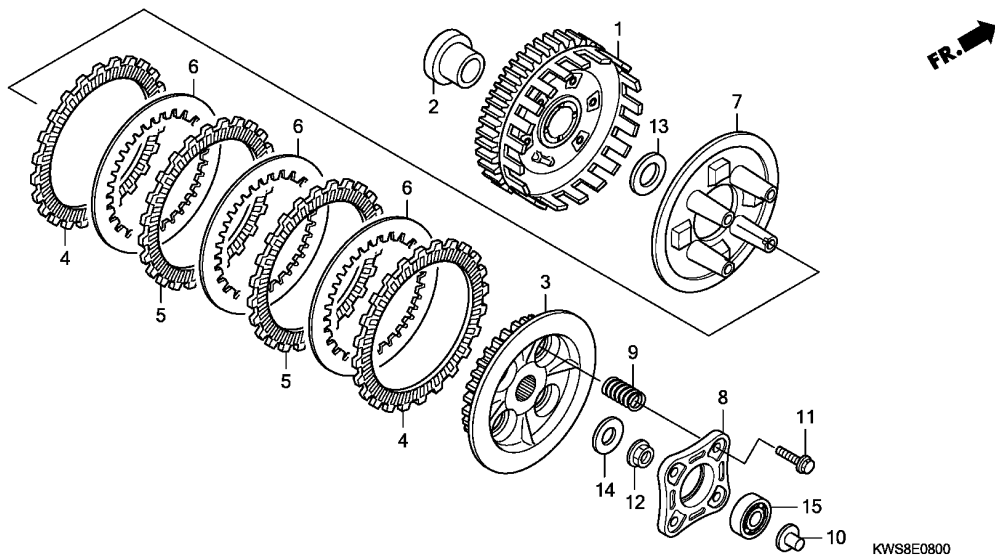
RIGHT CRANKCASE COVER

E 7



Ref. No.	L.O.N.	(Relative ref. Number) Description	F.R.T.
1	110159	COVER, CRANKCASE :RIGHT	0.4
2	110158	GASKET, CRANKCASE COVER :RIGHT (5)	0.3
4	2121A7	LEVER, CLUTCH	0.4
9	112105	OIL SEAL, KICK STARTER SPINDLE	0.3

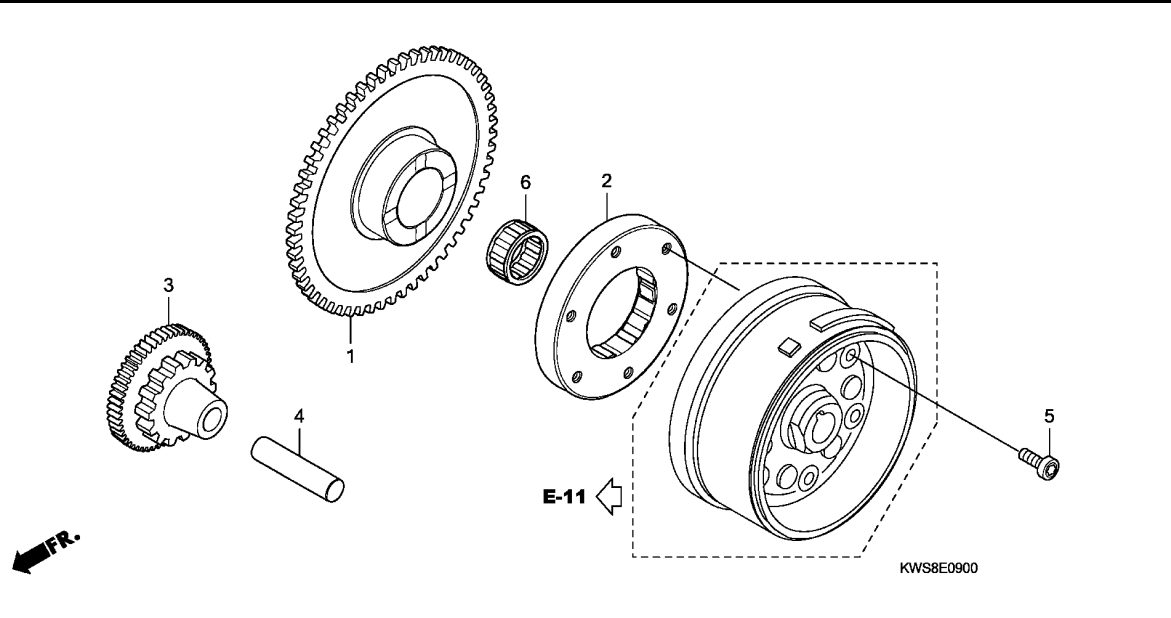
Ref. No.	Part No.	Description	Reqd. QTY								Serial No.	Parts catalogue code
			CBF110			CBF110M			CBF110MS			
			A	C	E	A	C	E	E			
1	11330-KWS-900	COVER COMP., R. CRANKCASE	1	1	-	1	1	-	-			
	11330-K14-900	-	-	1	-	-	1	1			
2	11394-KWS-901	GASKET, R. CRANKCASE COVER ..	1	1	1	1	1	1	1			
3	15651-KWS-900	GAUGE, OIL LEVEL	1	1	1	1	1	1	1			
4	22810-KWS-900	LEVER COMP., CLUTCH	1	1	-	1	1	-	-			
	22810-KWS-B00	-	-	1	-	-	1	1			
5	22815-166-000	SPRING, CLUTCH LEVER	1	1	1	1	1	1	1			
6	22821-KWS-900	RECEIVER, CLUTCH CABLE	1	-	-	1	-	-	-			
	22821-KWS-600	-	1	1	-	1	1	1			
7	90463-ML7-000	WASHER, SEALING, 6.5MM	1	1	1	1	1	1	1			
8	90702-KRM-840	DOWEL PIN, 8X14	2	2	2	2	2	2	2			
9	91204-KSP-911	OIL SEAL, 16X28X7	1	1	1	1	1	1	1			
10	91303-719-003	O-RING, 9MM	1	1	-	1	1	-	-			
	91305-GFP-900	O-RING, 8.8X1.9	-	-	1	-	-	1	1			
11	91307-035-000	O-RING, 18X3	1	1	-	1	1	-	-			
	91307-KRM-840	-	-	1	-	-	1	1			
12	96001-06035-00	BOLT, FLANGE, 6X35	11	11	11	11	11	11	11			



Ref. No.	L.O.N.	(Relative ref. Number) Description	F.R.T.
1	2121A0	OUTER, CLUTCH	0.7
3	212112	CENTER, CLUTCH	0.7
4	2121A1	(5,6) DISC, CLUTCH FRICTION	0.7
.NOTE: Same time for two units or more			
7	2121A3	PLATE, CLUTCH PRESSURE	0.7
8	2121A4	PLATE, CLUTCH LIFTER	0.4
9	212107	SPRING, CLUTCH	0.4
.NOTE: Same time for two units or more			
10	2121B6	ROD, CLUTCH LIFTER	0.3
15	2121B4	BEARING, CLUTCH LIFTER	0.4

Ref. No.	Part No.	Description	Reqd. QTY								Serial No.	Parts catalogue code
			CBF110			CBF110M			CBF110MS			
			A	C	E	A	C	E	E			
1	22100-KWS-901	OUTER COMP., CLUTCH	1	1	1	1	1	1	1			
2	22115-KWS-900	GUIDE, CLUTCH OUTER	1	1	1	1	1	1	1			
3	22120-KWS-901	CENTER, CLUTCH	1	1	1	1	1	1	1			
4	22201-KWS-901	DISK, CLUTCH FRICTION	2	2	2	2	2	2	2			
5	22204-KWS-901	DISK B, CLUTCH FRICTION	2	2	2	2	2	2	2			
6	22321-KWB-601	PLATE, CLUTCH	3	3	3	3	3	3	3			
7	22355-KWS-901	PLATE, CLUTCH PRESSURE	1	1	1	1	1	1	1			
8	22361-KFM-900	PLATE, CLUTCH LIFTER	1	1	1	1	1	1	1			
9	22401-KWS-901	SPRING, CLUTCH	4	4	4	4	4	4	4			
10	22847-KCC-900	ROD, CLUTCH LIFTER	1	1	1	1	1	1	1			
11	90050-KFL-850	BOLT, SPECIAL FLANGE, 6X25 ..	4	4	4	4	4	4	4			
12	90202-KRM-840	NUT, SPECIAL FLANGE, 14MM ...	1	1	1	1	1	1	1			
13	90403-KPH-900	WASHER, THRUST, 17MM	1	1	1	1	1	1	1			
14	90432-KPT-A00	WASHER, 14.2X26X3	1	1	1	1	1	1	1			
15	96100-62000-00	BEARING, RADIAL BALL, 6200 ..	1	1	1	1	1	1	1			





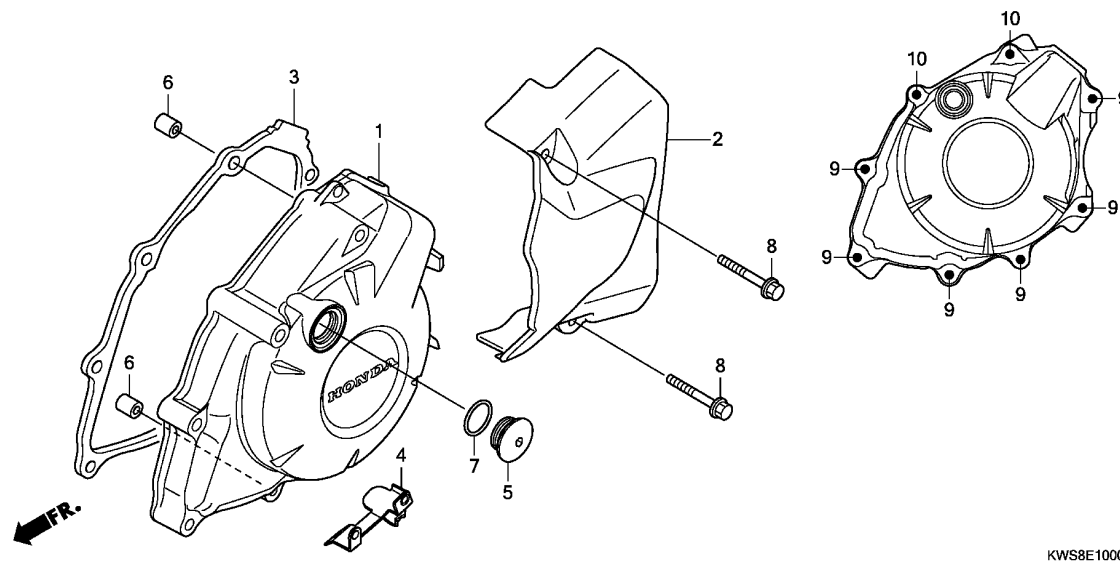
Ref. No.	L.O.N.	(Relative ref. Number) Description	F.R.T.
1	612120	(6) GEAR, STARTER DRIVEN	0.4
2	612131	OUTER, STARTING CLUTCH	0.5
3	612125	GEAR, STARTER REDUCTION	0.3

Ref. No.	Part No.	Description	Reqd. QTY								Serial No.	Parts catalogue code
			CBF110			CBF110M			CBF110MS			
			A	C	E	A	C	E	E			
1	28111-KWS-910	GEAR, STARTER DRIVEN(55T) ...	-	-	-	1	1	-	-			
	28111-KZA-W00	-	-	-	-	-	1	1			
2	28120-KPH-701	CLUTCH ASSY., ONE WAY(EXEDY)	-	-	-	1	1	1	1			
3	28131-KWS-910	GEAR, STARTER REDUCTION (55T/14T)	-	-	-	1	1	1	1			
4	28132-KWS-900	SHAFT, REDUCTION GEAR	-	-	-	1	1	1	1			
5	90085-KSP-901	BOLT, SOCKET, 6MM	-	-	-	6	6	6	6			
6	91011-KWS-901	BEARING, NEEDLE, 21X27X18 ...	-	-	-	1	1	1	1			

E-10

LEFT CRANKCASE COVER

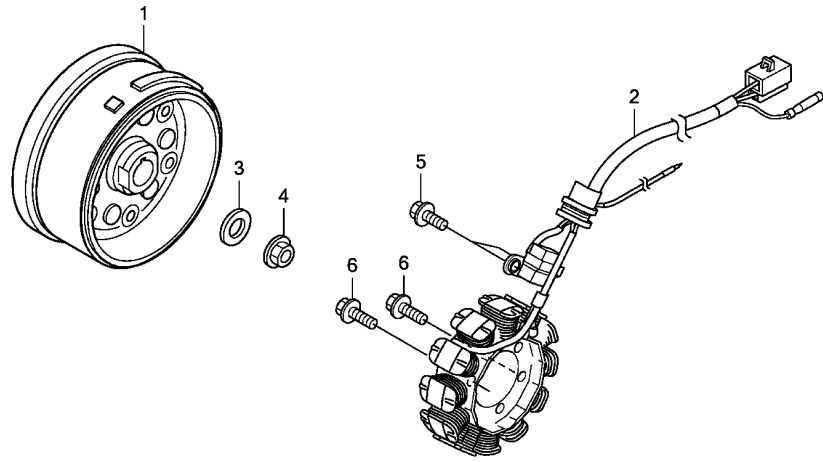
E10



Ref. No.	L.O.N.	(Relative ref. Number) Description	F.R.T.
1	1101A6	COVER, CRANKCASE :LEFT	0.3
2	1101B0	COVER, CRANKCASE :LEFT REAR ..	0.1
3	1101A3	GASKET, CRANKCASE COVER :LEFT	0.2

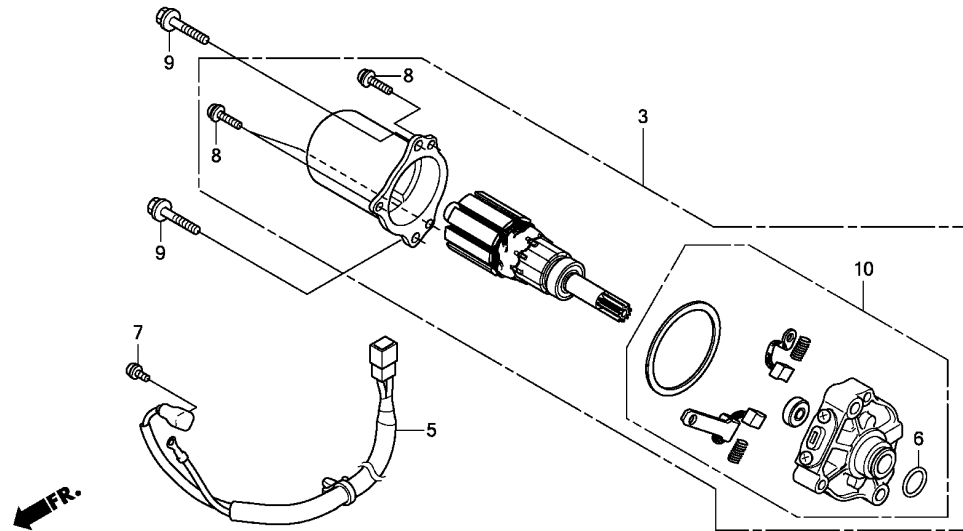
Ref. No.	Part No.	Description	Reqd. QTY								Serial No.	Parts catalogue code
			CBF110			CBF110M			CBF110MS			
			A	C	E	A	C	E	E			
1	11341-KWS-900	COVER, L. CRANKCASE	1	1	-	1	1	-	-			
	11341-K14-900	-	1	-	-	-	1	1			
2	11360-KWS-900	COVER COMP., L. RR.	1	1	-	1	1	-	-			
	11360-KWS-B00	-	-	1	-	-	1	1			
3	11395-KWS-900	GASKET, L. CRANKCASE COVER ..	1	1	1	1	1	1	1			
4	31250-KWS-900	CLAMPER COMP., SUB HARNESS ..	-	-	-	1	1	1	1			
5	90084-MN8-010	CAP, 14MM	1	-	-	1	-	-	-			
	90084-GN5-640	CAP, A.C. GENERATOR	-	1	1	-	1	1	1			
6	91105-KSP-910	DOWEL PIN, 8X14	2	2	-	2	2	-	-			
	90702-KRM-840	-	-	2	-	-	2	2			
7	91303-KRM-840	O-RING, 13.8X2.5	1	1	1	1	1	1	1			
8	96001-06030-00	BOLT, FLANGE, 6X30	2	2	2	2	2	2	2			
9	96001-06035-00	BOLT, FLANGE, 6X35	6	6	6	6	6	6	6			
10	96001-06060-00	BOLT, FLANGE, 6X60	2	2	2	2	2	2	2			





Ref. No.	L.O.N.	(Relative ref. Number) Description	F.R.T.
1	613105	ROTOR OR FLYWHEEL	0.4
	613105A	.With starting motor type add	0.1
2	6131A3	STATOR	0.5

Ref. No.	Part No.	Description	Reqd. QTY								Serial No.	Parts catalogue code
			CBF110			CBF110M			CBF110MS			
			A	C	E	A	C	E	E	E		
1	31110-KWS-901	FLYWHEEL COMP.	1	1	1	-	-	-	-	-	-	-
	31110-KWS-911	-	-	-	1	1	1	1	1	1	1
2	31120-KWS-901	STATOR COMP.	1	1	1	1	1	1	1	1	1	1
3	90439-SB2-010	WASHER, SPECIAL, 24X12X2.3 ..	1	1	1	1	1	1	1	1	1	1
4	94050-12000	NUT, FLANGE, 12MM	1	1	1	1	1	1	1	1	1	1
5	96001-06016-00	BOLT, FLANGE, 6X16	2	2	2	2	2	2	2	2	2	2
6	96001-06022-00	BOLT, FLANGE, 6X22	2	2	2	2	2	2	2	2	2	2

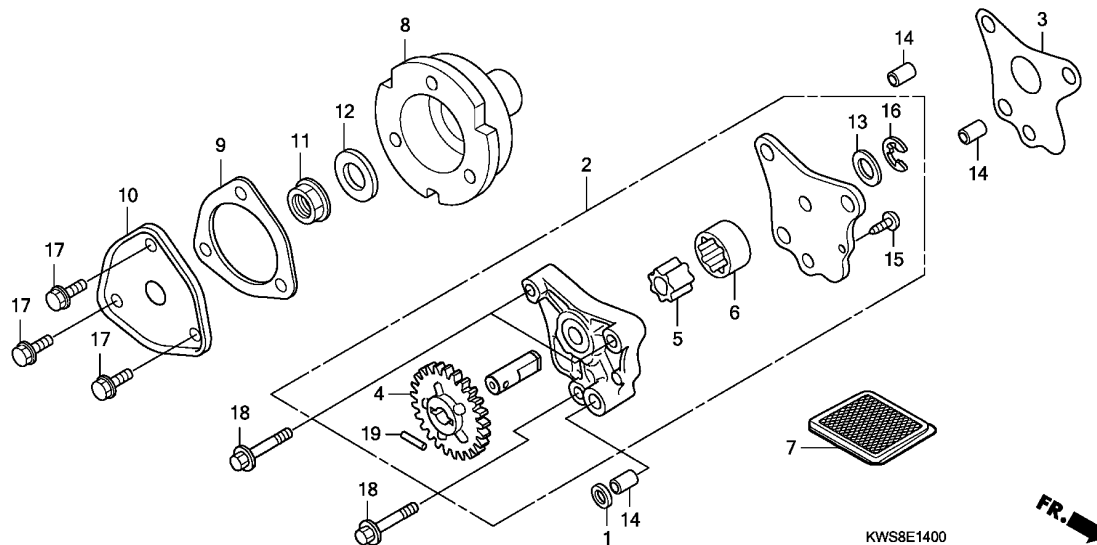


KWS8E1300B

Ref. No.	L.O.N.	(Relative ref. Number) Description	F.R.T.
3		(6)	
612105		MOTOR, STARTING	0.4
6111A5		SUB HARNESS, STARTER	0.3
6121A4		TERMINAL, BRUSH(STARTER)	0.6

Ref. No.	Part No.	Description	Reqd. QTY								Serial No.	Parts catalogue code
			CBF110			CBF110M			CBF110MS			
			A	C	E	A	C	E	E			
3	31210-KWS-911	MOTOR UNIT, STARTER	-	-	-	1	1	1	1			
5	32105-KWS-911	SUB HARNESS	-	-	-	1	1	1	1			
6	91309-KEE-630	O-RING	-	-	-	1	1	1	1			
7	93892-04006-08	SCREW-WASHER, 4X6	-	-	-	1	1	1	1			
8	93892-05016-08	SCREW-WASHER, 5X16	-	-	-	3	3	3	3			
9	96001-06032-00	BOLT, FLANGE, 6X32	-	-	-	2	2	2	2			
10	31214-KWS-901	BRACKET COMP., FR.	-	-	-	1	1	1	1			





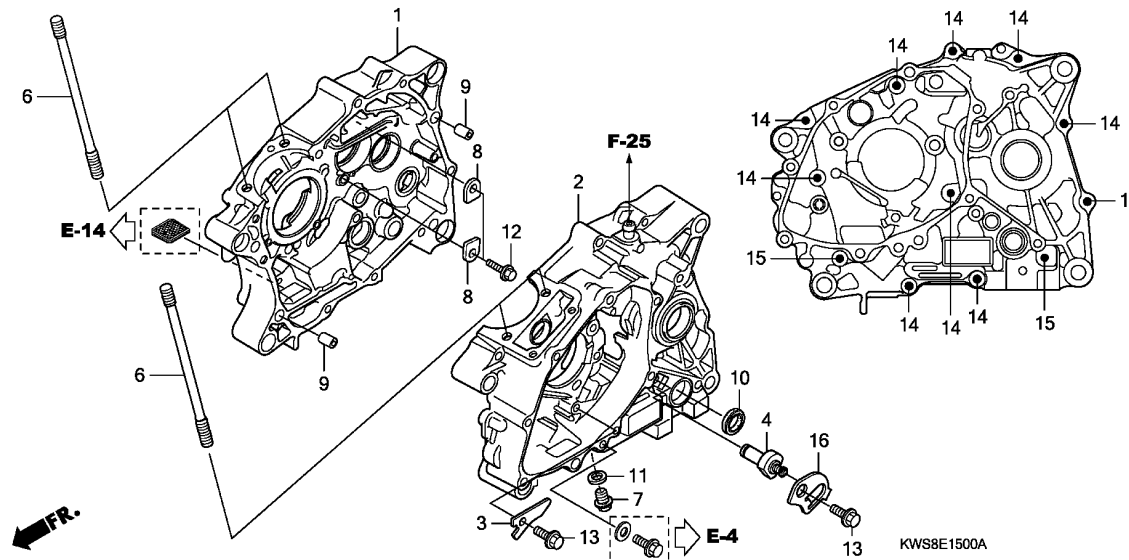
Ref. No.	L.O.N.	(Relative ref. Number) Description	F.R.T.
2		(3)	
113105		PUMP ASSY., OIL	0.4
5		(6)	
1131C7		ROTOR, OIL PUMP	0.5
7		1131B5 SCREEN, OIL FILTER	0.3
8		1101L0 ROTOR, OIL FILTER	0.5
10		(9)	
1101L1		CAP, OIL FILTER ROTOR	0.4

Ref. No.	Part No.	Description	Reqd. QTY								Serial No.	Parts catalogue code
			CBF110			CBF110M			CBF110MS			
			A	C	E	A	C	E	E			
1	12396-KRM-840	GASKET B, HEAD COVER	1	1	1	1	1	1	1			
2	15100-KWS-900	PUMP ASSY., OIL	1	1	1	1	1	1	1			
3	15119-KWS-901	GASKET, OIL PUMP	1	1	1	1	1	1	1			
4	15133-KWS-900	GEAR, OIL PUMP DRIVEN(25T) ..	1	1	1	1	1	1	1			
5	15331-324-000	ROTOR, OIL PUMP INNER	1	1	1	1	1	1	1			
6	15332-324-000	ROTOR, OIL PUMP OUTER	1	1	1	1	1	1	1			
7	15421-KSP-910	SCREEN, OIL FILTER	1	1	1	1	1	1	1			
8	15431-KWS-900	ROTOR, OIL FILTER	1	1	1	1	1	1	1			
9	15439-KWS-901	GASKET, OIL FILTER COVER	1	1	1	1	1	1	1			
10	15441-KWS-900	COVER, OIL FILTER	1	1	1	1	1	1	1			
11	90202-KRM-840	NUT, SPECIAL FLANGE, 14MM ...	1	1	1	1	1	1	1			
12	90432-KPT-A00	WASHER, 14.2X26X3	1	1	1	1	1	1	1			
13	90455-KWS-900	WASHER, 9.2MM	1	1	1	1	1	1	1			
14	90702-KRM-840	DOWEL PIN, 8X14	3	3	3	3	3	3	3			
15	93901-34120	SCREW, TAPPING, 4X8	1	1	1	1	1	1	1			
16	94540-06018	E-RING, 6MM	1	1	1	1	1	1	1			
17	95701-06014-00	BOLT, FLANGE, 6X14	3	3	3	3	3	3	3			
18	96001-06035-00	BOLT, FLANGE, 6X35	3	3	3	3	3	3	3			
19	96220-30158	ROLLER, 3X15.8	1	1	1	1	1	1	1			

E-15

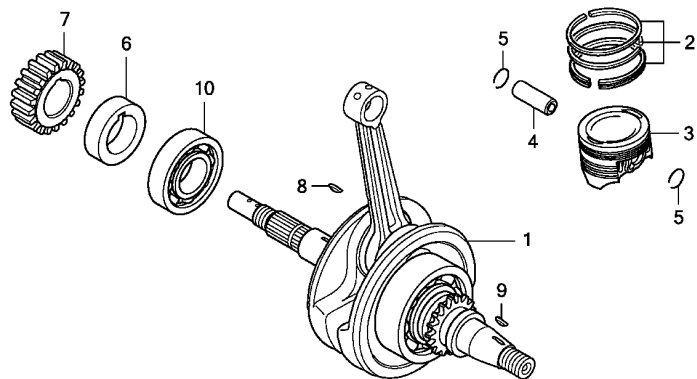
CRANKCASE

E14



Ref. No.	L.O.N.	(Relative ref. Number) Description	F.R.T.
1	110120	CRANKCASE :RIGHTINCLUDES: Engine removal and installation	4.3
2	110115	CRANKCASE :LEFTINCLUDES: Engine removal and installation	4.0
	1101A2	CRANKCASE :BOTHINCLUDES: Engine removal and installation	4.9
4	6151B8	SWITCH, NEUTRAL	0.3
10	1101F9	OIL SEAL, GEARSHIFT SPINDLE ..	1.1

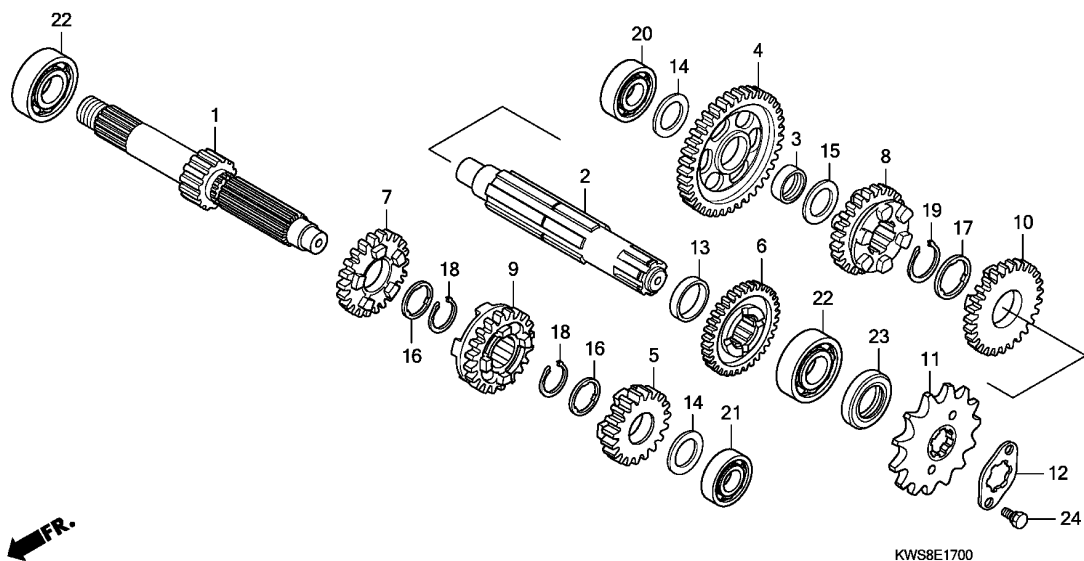
Ref. No.	Part No.	Description	Reqd. QTY								Serial No.	Parts catalogue code
			CBF110			CBF110M			CBF110MS			
			A	C	E	A	C	E	E			
1	11100-KWS-900	CRANKCASE COMP., R.	1	1	-	1	1	-	-			
	11100-KWS-B00	-	-	1	-	-	1	1			
2	11200-KWS-901	CRANKCASE COMP., L.	1	1	-	-	-	-	-			
	11200-KWS-B00	-	-	1	-	-	-	-			
	11200-KWS-911	-	-	-	1	1	-	-			
	11200-KWS-B10	-	-	-	-	-	1	1			
3	11218-KWS-900	PLATE, OIL STOPPER	1	1	1	1	1	1	1			
4	35750-KWS-901	CONTACT, NEUTRAL SWITCH	1	1	1	1	1	1	1			
6	90031-KWS-900	BOLT, CYLINDER STUD	4	4	4	4	4	4	4			
7	90131-KRM-840	BOLT, DRAIN PLUG, 12MM	1	1	1	1	1	1	1			
8	90441-KRM-840	PLATE, BEARING HOLDER	2	2	2	2	2	2	2			
9	90703-KWS-900	DOWEL PIN, 10X14	2	2	2	2	2	2	2			
10	91203-KSP-911	OIL SEAL, 14X22X5	1	1	1	1	1	1	1			
11	94109-12000	WASHER, DRAIN PLUG, 12MM	1	1	1	1	1	1	1			
12	95701-06016-00	BOLT, FLANGE, 6X16	2	2	2	2	2	2	2			
13	96001-06014-00	BOLT, FLANGE, 6X14	2	2	2	2	2	2	2			
14	96001-06040-00	BOLT, FLANGE, 6X40	10	10	10	10	10	10	10			
15	96001-06060-00	BOLT, FLANGE, 6X60	2	2	2	2	2	2	2			
16	35755-KWS-901	PLATE, CONTACT FIXING	1	1	1	1	1	1	1			



KWS8E1600

Ref. No.	L.O.N.	(Relative ref. Number) Description	F.R.T.
1	1101B5	CRANKSHAFTINCLUDES: Engine removal and installation (2,4,5)	3.5
3	111103	PISTON RING AND/OR PISTON(ONE)	1.7
10	1101B7	BEARING, CRANKSHAFT :RIGHTINCLUDES: Engine removal and installation	3.5

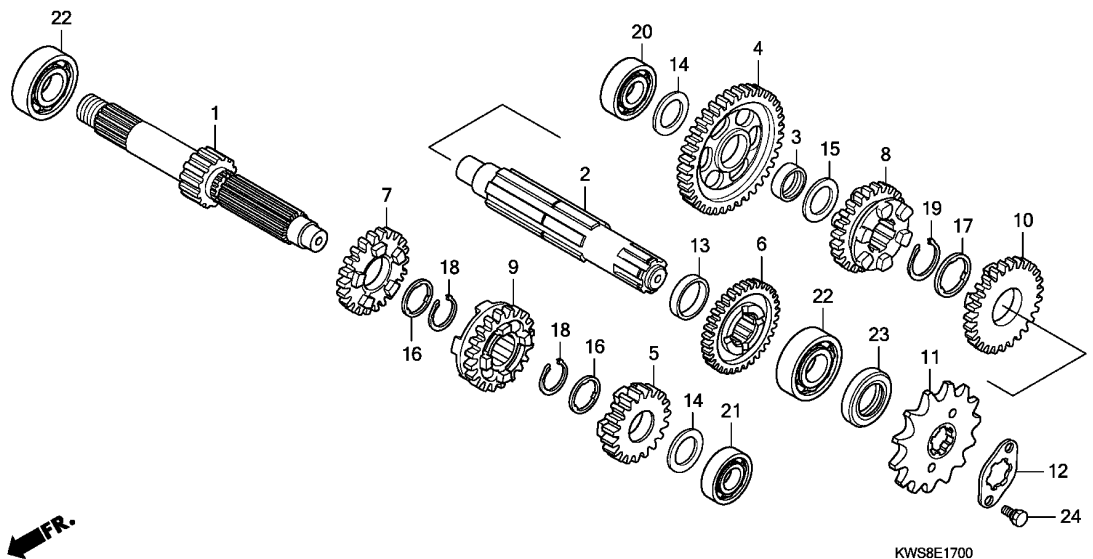
Ref. No.	Part No.	Description	Reqd. QTY								Serial No.	Parts catalogue code
			CBF110			CBF110M			CBF110MS			
			A	C	E	A	C	E	E			
1	13000-KWS-900	CRANKSHAFT COMP.	1	1	1	1	1	1	1			
2	13011-KWS-900	RING SET, PISTON(STD.) (RIKEN)	1	1	1	1	1	1	1			
	13012-KWS-900	RING SET, PISTON(0.25) (RIKEN)	(1)	(1)	(1)	(1)	(1)	(1)	(1)			
	13013-KWS-900	RING SET, PISTON(0.50) (RIKEN)	(1)	(1)	(1)	(1)	(1)	(1)	(1)			
	13014-KWS-900	RING SET, PISTON(0.75) (RIKEN)	(1)	(1)	-	(1)	(1)	-	-			
	13015-KWS-900	RING SET, PISTON(1.00) (RIKEN)	(1)	(1)	-	(1)	(1)	-	-			
	13014-KWS-900	RING SET, PISTON(0.75) (RIKEN)	-	-	(1)	-	-	-	-	-----	2ID,LA	
	13015-KWS-900	RING SET, PISTON(1.00) (RIKEN)	-	-	(1)	-	-	-	-	-----	2ID,LA	
	13014-KWS-900	RING SET, PISTON(0.75) (RIKEN)	-	-	-	-	-	(1)	-	-----	2LA,5ID,6ID,LA	
	13015-KWS-900	RING SET, PISTON(1.00) (RIKEN)	-	-	-	-	-	(1)	-	-----	2LA,5ID,6ID,LA	
3	13101-KWS-900	PISTON(STD.)	1	1	1	1	1	1	1			
	13102-KWS-900	PISTON(0.25)	(1)	(1)	(1)	(1)	(1)	(1)	(1)			
	13103-KWS-900	PISTON(0.50)	(1)	(1)	(1)	(1)	(1)	(1)	(1)			
	13104-KWS-900	PISTON(0.75)	(1)	(1)	-	(1)	(1)	-	-			
	13105-KWS-900	PISTON(1.00)	(1)	(1)	-	(1)	(1)	-	-			
	13104-KWS-900	PISTON(0.75)	-	-	(1)	-	-	-	-	-----	2ID,LA	
	13105-KWS-900	PISTON(1.00)	-	-	(1)	-	-	-	-	-----	2ID,LA	
	13104-KWS-900	PISTON(0.75)	-	-	-	-	-	(1)	-	-----	2LA,5ID,6ID,LA	
	13105-KWS-900	PISTON(1.00)	-	-	-	-	-	(1)	-	-----	2LA,5ID,6ID,LA	
4	13111-KWS-900	PIN, PISTON	1	1	1	1	1	1	1			
5	13115-KWS-900	CLIP, PISTON PIN, 12MM	2	2	-	2	2	-	-			
	13115-K23-900	-	-	2	-	-	2	2			
6	13412-KWS-900	COLLAR, PRIMARY DRIVE GEAR ..	1	1	1	1	1	1	1			
7	23121-KWS-900	GEAR, PRIMARY DRIVE(18T)	1	1	1	1	1	1	1			
8	90741-KGH-900	KEY, WOODRUFF, 4MM	1	1	1	1	1	1	1			
9	90741-KFB-000	KEY, WOODRUFF, 4MM	1	1	1	1	1	1	1			
10	91001-KWS-901	BEARING, RADIAL BALL, 63/22 (NSK)	1	1	1	1	1	1	1			



Ref. No.	L.O.N.	(Relative ref. Number) Description	F.R.T.
1	210141	(5,7,9) MAINSHAFT, TRANSMISSIONINCLUDES: Engine removal and installation	3.6
2	210141A	.Replace countershaft add	0.2
2	210142	(4,6,8,10) COUNTERSHAFT, TRANSMISSIONINCLUDES: Engine removal and installation	3.6
	210142A	.Replace mainshaft add	0.2
11	213135	SPROCKET, DRIVE	0.2
20	2101C8	BEARING, COUNTERSHAFT :RIGHT - .INCLUDES: Engine removal and installation	3.6
21	2101C2	BEARING, MAINSHAFT :LEFTINCLUDES: Engine removal and installation	3.6
22	2101C5	BEARING, MAINSHAFT :RIGHTINCLUDES: Engine removal and installation	3.6
	2101C6	BEARING, MAINSHAFT :BOTHINCLUDES: Engine removal and installation	3.8
+	2101C7	BEARING, COUNTERSHAFT :LEFT ..	3.6

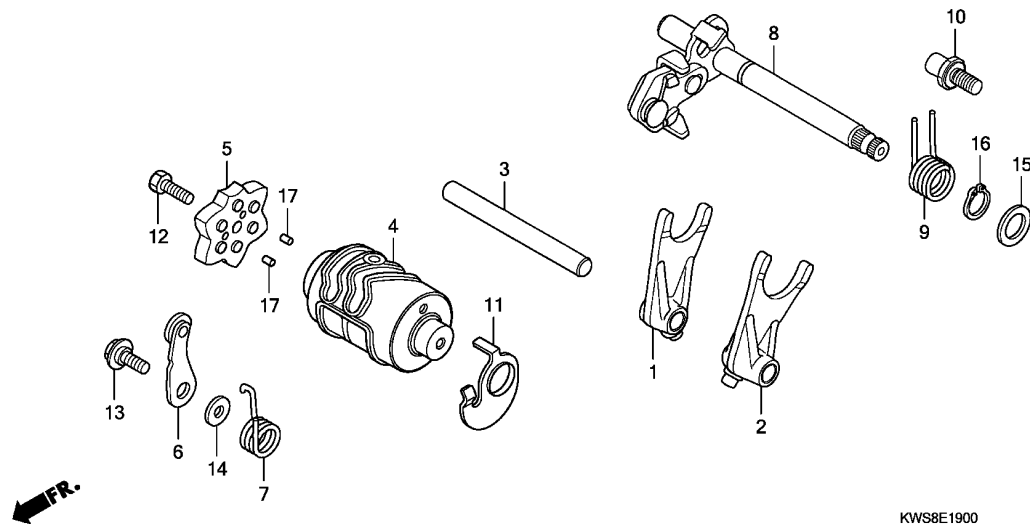
Ref. No.	Part No.	Description	Reqd. QTY								Serial No.	Parts catalogue code
			CBF110			CBF110M			CBF110MS			
			A	C	E	A	C	E	E			
1	23211-KWS-900	MAINSHAFT(11T)	1	1	-	1	1	-	-			
	23211-K23-900	-	-	-	-	-	-	1	1		
2	23221-KWS-900	COUNTERSHAFT	1	1	1	1	1	1	1			
3	23415-KPH-900	BUSH, 15MM	1	1	1	1	1	1	1			
4	23421-KWS-900	GEAR, COUNTERSHAFT FIRST(35T)	1	1	-	1	1	-	-			
	23421-K23-900	-	-	1	-	-	1	1			
5	23431-KWS-900	GEAR, MAINSHAFT SECOND(17T)	1	1	1	1	1	1	1			
6	23441-KWS-900	GEAR, COUNTERSHAFT SECOND(29T)	1	1	1	1	1	1	1			
7	23451-KWS-900	GEAR, MAINSHAFT THIRD(21T)	1	1	-	1	1	-	-			
	23451-K14-900	-	-	1	-	-	1	1			
8	23461-KWS-900	GEAR, COUNTERSHAFT THIRD(26T)	1	1	1	1	1	1	1			
9	23471-KWS-900	GEAR, MAINSHAFT FOURTH(24T)	1	1	-	1	1	-	-			
	23471-K14-900	-	-	1	-	-	1	1			
10	23481-KWS-900	GEAR, COUNTERSHAFT FOURTH(22T)	1	1	-	1	1	-	-			
	23481-KZA-W00	-	-	1	-	-	1	1			
11	23801-GF6-000	SPROCKET, DRIVE(14T)	1	1	1	1	1	1	1			
12	23802-GN5-910	PLATE, FIXING	1	1	1	1	1	1	1			
13	23911-KWS-900	COLLAR, 20MM	1	1	-	1	1	-	-			
	23911-KZA-W00	-	-	1	-	-	1	1			
14	90412-KPH-900	WASHER, SPECIAL, 12X23	2	2	2	2	2	2	2			
15	90412-187-000	WASHER, THRUST, 15MM	1	1	1	1	1	1	1			
16	90461-035-000	WASHER, SPLINE, 17MM	2	2	2	2	2	2	2			
17	90461-459-010	WASHER, SPLINE, 20MM	1	1	1	1	1	1	1			
18	90601-KRM-840	CIRCLIP, 17MM	2	2	2	2	2	2	2			
19	90601-459-000	CIRCLIP, 20MM	1	1	1	1	1	1	1			
20	91004-KWS-901	BEARING, RADIAL BALL, 6201	1	1	1	1	1	1	1			





Ref. No.	L.O.N. (Relative ref. Number)	Description	F.R.T.
+22		.INCLUDES: Engine removal and installation	
2101C9		BEARING, COUNTERSHAFT :BOTH ..	3.8
2101D4		BEARING, MAINSHAFT AND COUNTERSHAFT :ALL	4.0
		.INCLUDES: Engine removal and installation	

Ref. No.	Part No.	Description	Reqd. QTY								Serial No.	Parts catalogue code
			CBF110			CBF110M			CBF110MS			
			A	C	E	A	C	E	E			
21	91005-KWS-901	BEARING, RADIAL BALL, 6001 ..	1	1	1	1	1	1	1			
22	91006-KWS-902	BEARING, RADIAL BALL, 6203 ..	2	2	2	2	2	2	2			
23	91204-KWB-601	OIL SEAL, 17X29X5	1	1	1	1	1	1	1			
24	93101-06010-0A	BOLT, HEX., 6X10	2	2	2	2	2	2	2			

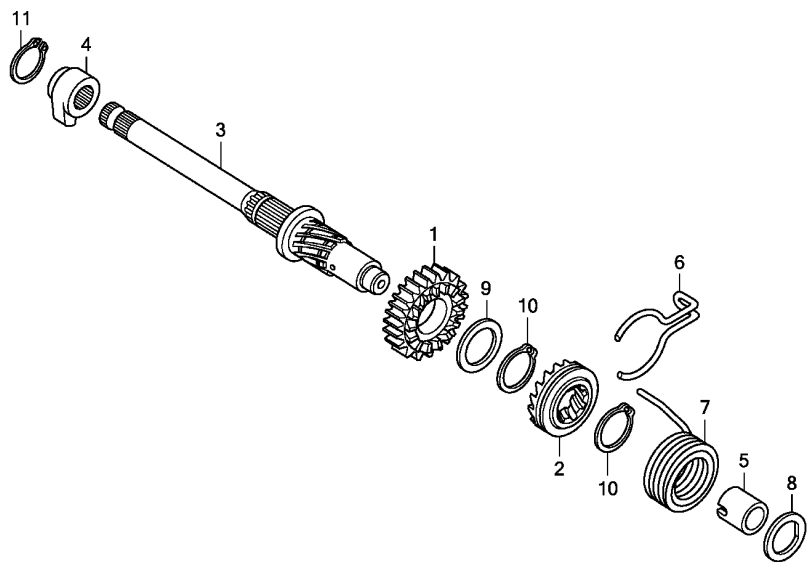


KWS8E1900

Ref. No.	L.O.N.	(Relative ref. Number) Description	F.R.T.
1		(2)	
210112		FORK, GEARSHIFTINCLUDES: Engine removal and installation .NOTE: Same time for two units	3.4
4	2101A9	DRUM, GEARSHIFTINCLUDES: Engine removal and installation	3.4
5	2101D6	PLATE, GEARSHIFT DRUM STOPPER (7)	0.8
6	210125	STOPPER OR SPRING, SHIFT DRUM (9)	0.8
8	210122	SPINDLE, GEARSHIFT	0.7

Ref. No.	Part No.	Description	Reqd. QTY								Serial No.	Parts catalogue code
			CBF110			CBF110M			CBF110MS			
			A	C	E	A	C	E	E			
1	24211-KWS-900	FORK, R. GEARSHIFT	1	1	1	1	1	1	1			
2	24212-KWS-900	FORK, L. GEARSHIFT	1	1	1	1	1	1	1			
3	24241-KPH-900	SHAFT, GEARSHIFT FORK	1	1	1	1	1	1	1			
4	24301-KWS-900	DRUM, GEARSHIFT	1	1	1	1	1	1	1			
5	24410-KVS-900	PLATE COMP., GEARSHIFT DRUM STOPPER	1	1	-	1	1	-	-			
	24410-KSP-860	-	-	1	-	-	1	1			
6	24430-KRM-B10	STOPPER COMP., GEARSHIFT DRUM	1	1	1	1	1	1	1			
7	24436-KWS-900	SPRING, DRUM STOPPER	1	1	1	1	1	1	1			
8	24610-KWS-900	SPINDLE COMP., GEARSHIFT	1	1	1	1	1	1	1			
9	24651-KSP-910	SPRING, GEARSHIFT RETURN	1	1	1	1	1	1	1			
10	24652-KSP-910	PIN, SHIFT RETURN SPRING	1	-	-	1	-	-	-			
	24652-KRM-840	-	1	1	-	1	1	1			
11	35753-KWS-900	ROTOR, NEUTRAL SWITCH	1	1	1	1	1	1	1			
12	90003-KVS-900	BOLT, HEX., 6X20	1	1	1	1	1	1	1			
13	90022-KRM-840	PIVOT, SHIFT DRUM STOPPER ARM	1	1	1	1	1	1	1			
14	90417-360-000	WASHER, DRUM STOPPER	1	1	1	1	1	1	1			
15	90457-KRM-840	WASHER, 14MM	1	1	1	1	1	1	1			
16	94510-14000	CIRCLIP, EXTERNAL, 14MM	1	1	1	1	1	1	1			
17	96220-30085	ROLLER, 3X8.5	2	2	2	2	2	2	2			

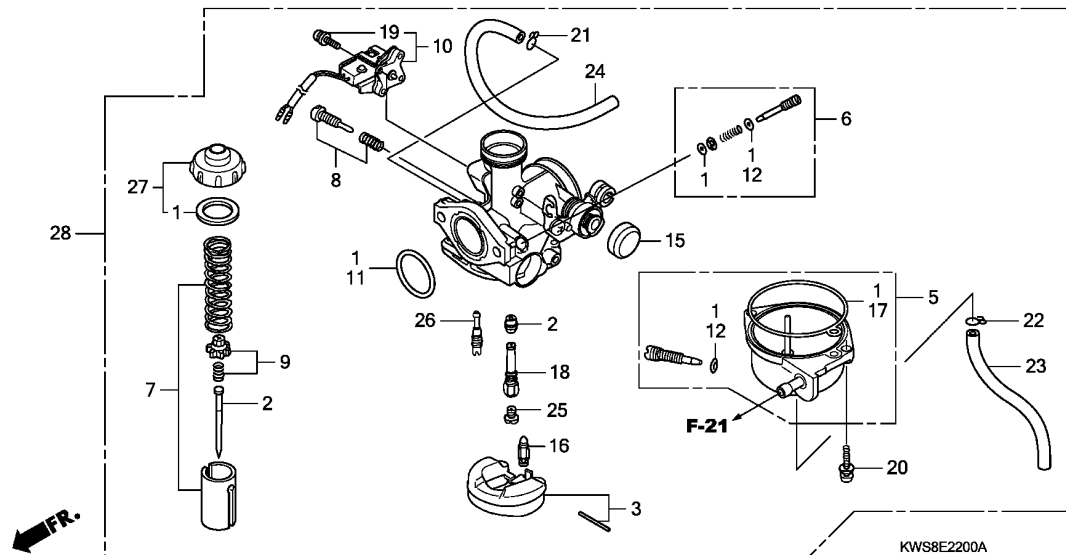




KWS8E2000A

Ref. No.	L.O.N.	(Relative ref. Number) Description	F.R.T.
1		(2)	
1	1121A0	PINION, KICK STARTERINCLUDES: Engine removal and installation	3.4
3	1121A2	SPINDLE, KICK STARTERINCLUDES: Engine removal and installation	3.4
7	112103	SPRING, KICK STARTER RETURN .. .INCLUDES: Engine removal and installation	3.4

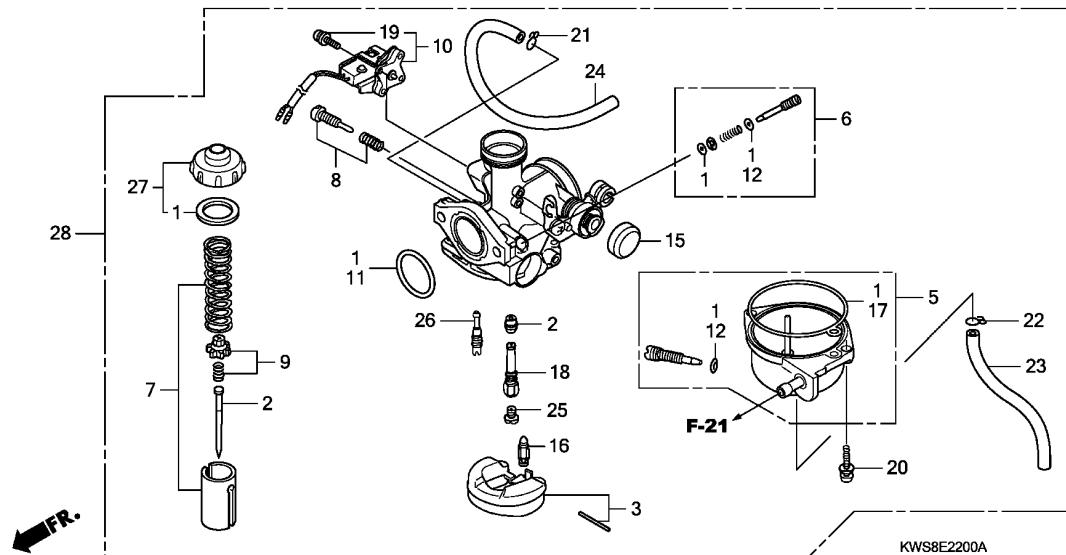
Ref. No.	Part No.	Description	Reqd. QTY								Serial No.	Parts catalogue code
			CBF110			CBF110M			CBF110MS			
			A	C	E	A	C	E	E			
1	28211-KWS-900	PINION, KICK STARTER(21T) ...	1	1	-	1	1	-	-			
	28211-K23-900	PINION, KICK STARTER(22T) ...	-	-	1	-	-	1	1			
2	28221-KWS-900	RATCHET, STARTER DRIVE	1	1	1	1	1	1	1			
3	28251-KWS-900	SPINDLE, KICK STARTER	1	1	1	1	1	1	1			
4	28262-KWS-900	RETAINER, KICK SPINDLE	1	1	1	1	1	1	1			
5	28265-KWB-600	COLLAR, KICK SPRING	1	1	1	1	1	1	1			
6	28271-KWB-600	SPRING, FRICTION STARTER GEAR	1	1	1	1	1	1	1			
7	28281-KWB-600	SPRING, KICK RETURN	1	1	1	1	1	1	1			
8	90451-KGH-900	WASHER, SPECIAL, 14MM	1	1	1	1	1	1	1			
9	90454-KPH-900	WASHER, 25X20.2X1	1	1	1	1	1	1	1			
10	90605-200-000	SET RING, 20MM	2	2	2	2	2	2	2			
11	94510-18000	CIRCLIP, EXTERNAL, 18MM	1	1	1	1	1	1	1			



Ref. No.	L.O.N.	(Relative ref. Number) Description	F.R.T.
2	3111A3	NEEDLE, JET	0.7
3		(16)	
	311120	FLOAT OR FLOAT VALVE	0.7
5	3111A6	CHAMBER, FLOAT	0.5
7	3111A8	VALVE, THROTTLE	0.4
25		(18,26)	
	3111D4	JET, MAIN	0.6
27	3111A5	TOP SET, CARBURETOR	0.3
28	3111B5	CARBURETOR ASSEMBLY	0.6

Ref. No.	Part No.	Description	Reqd. QTY								Serial No.	Parts catalogue code
			CBF110			CBF110M			CBF110MS			
			A	C	E	A	C	E	E			
1	16010-KWS-901	GASKET SET	1	1	1	1	1	1	1			
2	16027-KWS-901	NEEDLE SET, JET	1	1	-	1	1	-	-			
	16027-KWS-B01	-	-	1	-	-	1	1			
3	16013-KRB-901	FLOAT SET	1	1	1	1	1	1	1			
5	16015-KWS-901	CHAMBER SET, FLOAT	1	1	1	1	1	1	1			
6	16016-KPH-901	SCREW SET	1	1	1	1	1	1	1			
7	16022-KWS-901	VALVE SET, THROTTLE	1	1	1	1	1	1	1			
8	16028-KWS-901	SCREW SET	1	1	1	1	1	1	1			
9	16037-KPH-901	PLATE SET, VALVE	1	1	1	1	1	1	1			
10	16060-KWS-901	SWITCH ASSY., THROTTLE	1	1	1	1	1	1	1			
11	16075-KTC-901	O-RING	1	1	1	1	1	1	1			
12	16076-KPL-901	O-RING	2	2	2	2	2	2	2			
15	16148-KPL-901	CAP, CHOKE DUST	1	1	1	1	1	1	1			
16	16155-KRS-861	VALVE COMP., FLOAT	1	1	1	1	1	1	1			
17	16163-KWS-901	GASKET, FLOAT CHAMBER	1	1	1	1	1	1	1			
18	16165-KWS-901	HOLDER, NEEDLE JET	1	1	1	1	1	1	1			
19	93892-04010-10	SCREW-WASHER, 4X10	2	2	2	2	2	2	2			
20	93892-04018-08	SCREW-WASHER, 4X18	2	2	2	2	2	2	2			
21	95002-02089	CLIP, TUBE(B8)	1	1	1	1	1	1	1			
22	95002-02659	CLIP, TUBE(B6.5)	1	1	1	1	1	1	1			
23	95005-35360-50	TUBE, 3.5X360(95005-35001-50M)	1	1	1	1	1	1	1			
24	16199-KWS-902	TUBE, AIR VENT	1	1	1	1	1	1	1			
25	99101-KWS-1020	JET, MAIN, #102	1	1	1	1	1	1	1	-----	2ID,2LA,3ID,4ID,5ID,6ID,ID,LA,PE	
	99101-KTT-0980	JET, MAIN, #98	1	1	1	1	1	1	-	-----	2CO,CO	



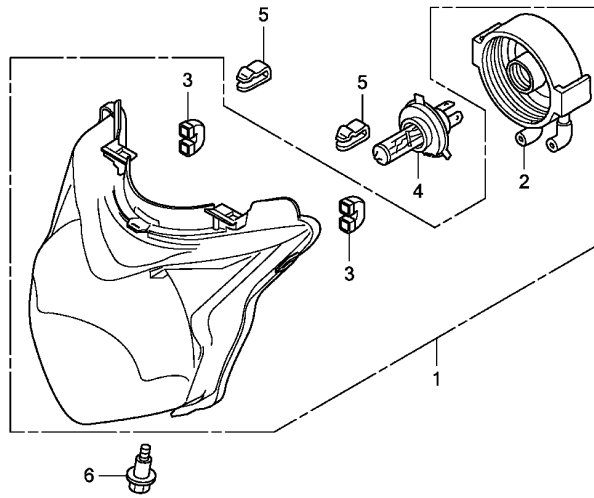


Ref. No.	Part No.	Description	Reqd. QTY							Serial No.	Parts catalogue code
			CBF110			CBF110M			CBF110MS		
			A	C	E	A	C	E	E		
26	99103-KWS-0350	JET, SLOW, #35	1	1	1	1	1	1	1		
27	16017-KWS-901	TOP SET	1	1	1	1	1	1	1		
28	16100-KWS-842	CARBURETOR ASSY.(PB7EP A) ...	1	1	-	1	1	-	-	-----	----- 2C0,C0
	16100-KWS-904	CARBURETOR ASSY.(PB7EH A) ...	1	1	-	1	1	-	-	-----	----- 2ID,2LA,3ID,4ID,ID,LA
	16100-KWS-B01	CARBURETOR ASSY.(PB7EZ A) ...	-	-	1	-	-	1	1	-----	----- 2ID,2LA,5ID,6ID,LA,PE
	16100-KWS-C01	CARBURETOR ASSY.(PB7WA A) ...	-	-	1	-	-	1	-	-----	----- 2C0,C0

F-1

HEADLIGHT

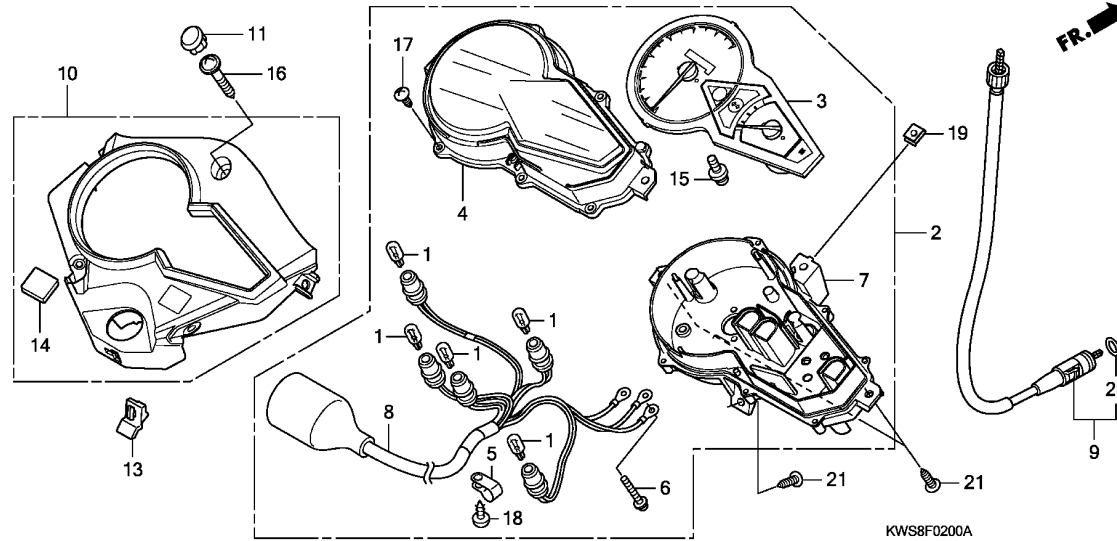
G 1



Ref. No.	L.O.N.	(Relative ref. Number) Description	F.R.T.
1	6161A7	HEADLIGHT UNIT	0.3
4	616118	BULB, HEADLIGHT	0.2

Ref. No.	Part No.	Description	Reqd. QTY								Serial No.	Parts catalogue code
			CBF110			CBF110M			CBF110MS			
			A	C	E	A	C	E	E			
1	33110-KWS-901	HEADLIGHT UNIT	1	1	1	1	1	1	1			
2	33112-KWS-901	COVER, RUBBER	1	1	1	1	1	1	1			
3	33706-KWS-901	TUBE	2	2	2	2	2	2	2			
4	34901-KSP-910	BULB, HEADLIGHT(12V 35/35W) ..	1	1	1	1	1	1	1			
	34901-KVN-971	BULB, HEADLIGHT(HS1)										
		(12V 35/35W) (HALONIX)	1	1	1	1	1	1	1			
5	53209-GAH-000	CLIP, HEADLIGHT	2	2	2	2	2	2	2			
6	90101-GJ6-000	BOLT, ADJUSTING	1	1	1	1	1	1	1			

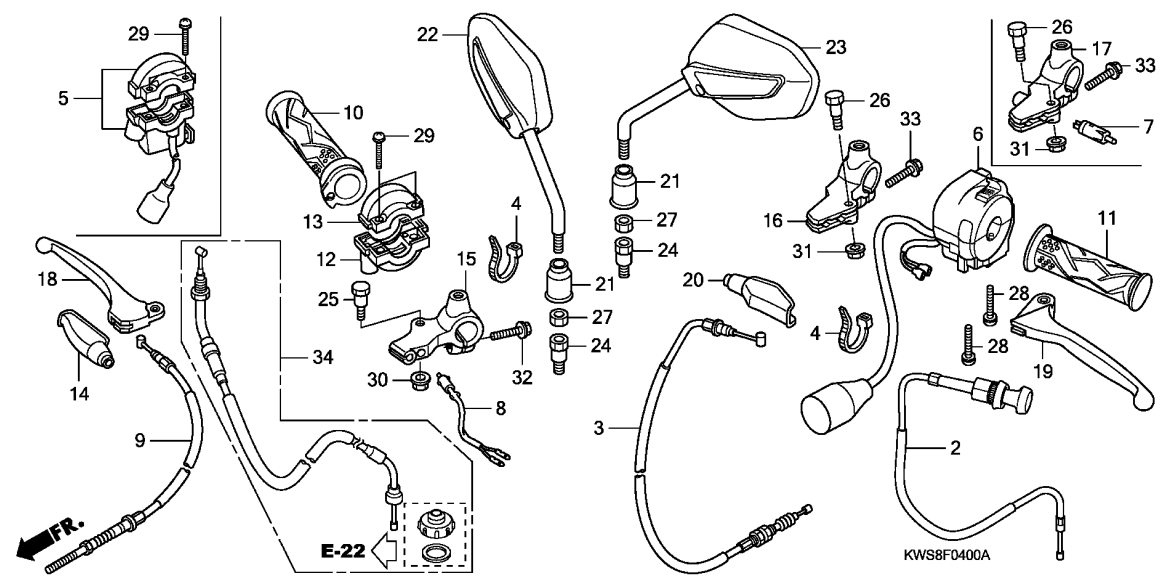
3



Ref. No.	L.O.N.	(Relative ref. Number) Description	F.R.T.
2	8121A3	SPEEDOMETER ASSEMBLY	0.3
3	8121H1	SPEEDOMETER	0.4
4	8121B7	LENS, METER	0.4
7	8121B5	CASE, METER :LOWER	0.6
8	6161G4	SOCKET ASSY., METER BULB	0.4
9	811160	CABLE, SPEEDOMETER	0.2
10	8121B4	CASE, METER :UPPER	0.4

3

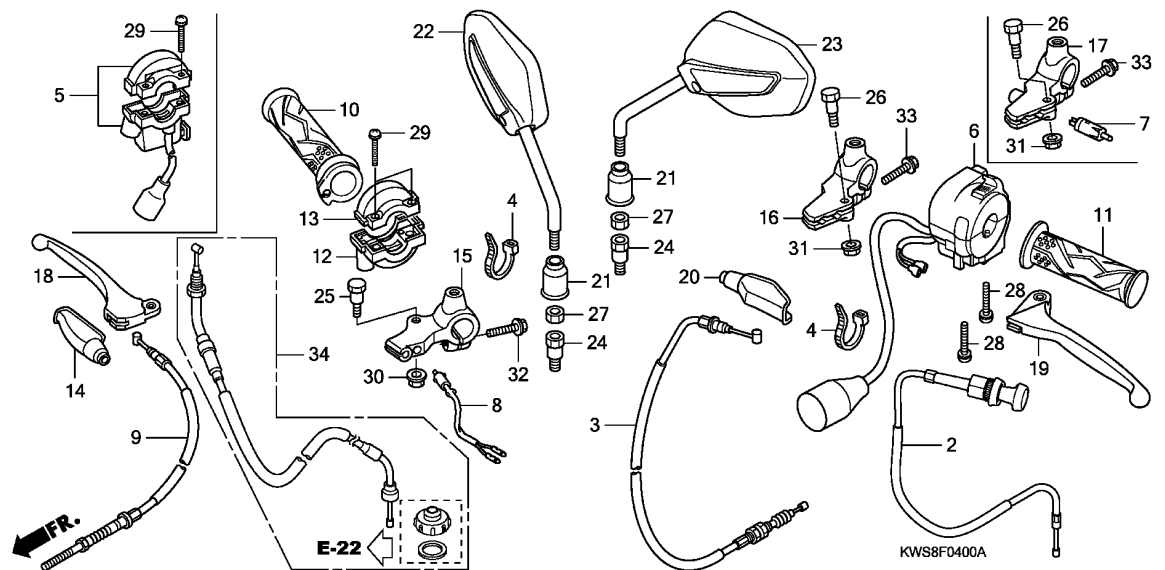
Ref. No.	Part No.	Description	Reqd. QTY								Serial No.	Parts catalogue code
			CBF110			CBF110M			CBF110MS			
			A	C	E	A	C	E	E			
1	34908-KVE-900	BULB, WEDGE BASE(T10) (12V 1.7W)(TOSHIBA)	5	5	5	5	5	5	5			
2	37200-KWS-901	SPEEDOMETER ASSY.	1	1	1	1	1	1	1			
3	37210-KWS-901	SPEEDOMETER COMP.	1	1	1	1	1	1	1			
4	37211-KWS-901	LENS	1	1	1	1	1	1	1			
5	37215-KS3-901	CLAMP	1	1	1	1	1	1	1			
6	37305-KE5-008	SCREW-WASHER, 3X22	3	3	3	3	3	3	3			
7	37610-KWS-901	CASE ASSY., UNDER	1	1	1	1	1	1	1			
8	37619-KWS-901	SOCKET COMP.	1	1	1	1	1	1	1			
9	44830-KWS-601	CABLE COMP., SPEEDOMETER	1	1	1	1	1	1	1			
10	61310-KWS-600	COVER ASSY., METER	1	1	1	1	1	1	1			
11	61313-KWS-900	PLUG, BLIND	1	1	1	1	1	1	1			
13	61318-KWS-900	RUBBER, METER COVER	1	1	1	1	1	1	1			
14	86150-KWS-601	EMBLEM, PRODUCT(SJS)	1	1	1	1	1	1	1			
15	90035-166-008	SCREW-WASHER, SPECIAL, 4X10 ..	2	2	2	2	2	2	2			
16	90101-KWS-900	SCREW, PAN, 5X28	1	1	1	1	1	1	1			
17	90101-KY6-008	SCREW, TAPPING, 3X14	5	5	5	5	5	5	5			
18	90109-MZ5-008	SCREW, TAPPING, 4X14	1	1	1	1	1	1	1			
19	90320-GC3-000	NUT, SPRING, 5MM	1	1	1	1	1	1	1			
20	91352-671-003	O-RING, 8.5X1.5(ARAI)	1	1	1	1	1	1	1			
	91352-671-004	O-RING, 8.5X1.5(NOK)	1	1	1	1	1	1	1			
21	93903-35310	SCREW, TAPPING, 5X16	3	3	3	3	3	3	3			



Ref. No.	L.O.N.	(Relative ref. Number) Description	F.R.T.
2	811120	CABLE, CHOKE	0.2
3	811115	CABLE, CLUTCH	0.3
5	615116	SWITCH, STARTER	0.4
6	615118	SWITCH, WINKER	0.5
7	6151A9	SWITCH, CLUTCH	0.2
8	6151B2	SWITCH, FRONT STOP	0.2
9	811125	CABLE, FRONT BRAKE	0.2
10	810150	GRIP, THROTTLE	0.2
11	8101C0	GRIP, HANDLE :LEFT	0.1
12	810155	HOUSING, THROTTLE	0.2
15	8101C9	BRACKET, HANDLE LEVER :RIGHT (17)	0.2
16	8101C8	BRACKET, HANDLE LEVER :LEFT ..	0.2
	8101D0	BRACKET, HANDLE LEVER :BOTH ..	0.4
18	8101C7	LEVER, HANDLE :RIGHT	0.1
19	8101C6	LEVER, HANDLE :LEFT	0.1
	8101F5	LEVER, HANDLE :BOTH	0.2
34	811100	CABLE, THROTTLE	0.4

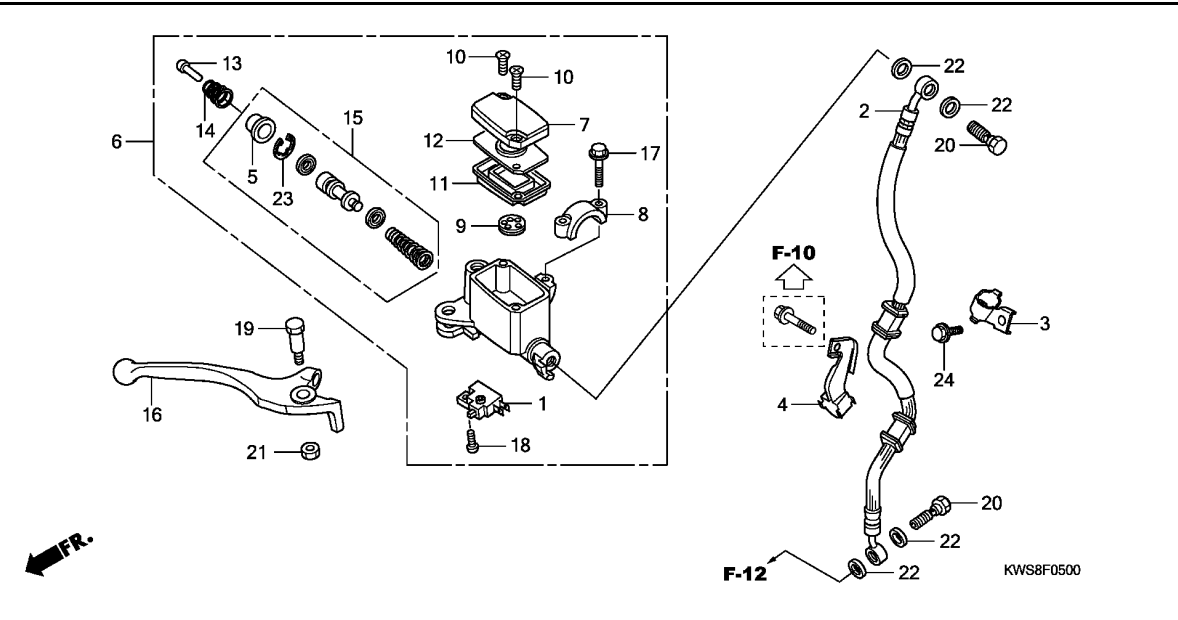
Ref. No.	Part No.	Description	Reqd. QTY								Serial No.	Parts catalogue code
			CBF110			CBF110M			CBF110MS			
			A	C	E	A	C	E	E			
2	17950-KWS-900	CABLE COMP., CHOKE	1	1	1	1	1	1	1			
3	22870-KWS-900	CABLE COMP., CLUTCH	1	1	1	1	1	1	1			
4	32161-KSP-920	BAND B1, WIRE	2	2	2	2	2	2	2			
5	35150-KWS-911	SWITCH ASSY., STARTER	-	-	-	1	1	1	1			
6	35200-KWS-901	SWITCH ASSY., WINKER	1	1	1	-	-	-	-			
	35200-KWS-911	-	-	-	1	1	1	1			
7	35330-KWS-901	SWITCH ASSY., CLUTCH	-	-	-	1	1	1	1			
8	35340-KWS-901	SWITCH ASSY., FR. STOP	1	1	1	-	-	1	-	-----	2ID,3ID,5ID,CO,ID,LA	
		-	-	-	1	1	-	-	-----	3ID,CO,ID,LA	
9	45450-KWS-901	CABLE COMP., FR. BRAKE	1	1	1	-	-	1	-	-----	2ID,3ID,5ID,CO,ID,LA	
		-	-	-	1	1	-	-	-----	3ID,CO,ID,LA	
10	53140-KWS-900	GRIP COMP., THROTTLE	1	1	1	1	1	1	1			
11	53166-KWS-900	GRIP, L. HANDLE	1	1	1	1	1	1	1			
12	53167-GE4-000	HOUSING, THROTTLE	1	1	1	-	-	-	-			
13	53168-166-000	HOUSING, THROTTLE	1	1	1	-	-	-	-			
14	53171-KCC-900	COVER, R. HANDLE LEVER	1	1	1	-	-	1	-	-----	2ID,3ID,5ID,CO,ID,LA	
		-	-	-	1	1	-	-	-----	3ID,CO,ID,LA	
15	53171-KWS-900	BRACKET, R. HANDLE LEVER	1	1	1	-	-	1	-	-----	2ID,3ID,5ID,CO,ID,LA	
		-	-	-	1	1	-	-	-----	3ID,CO,ID,LA	
16	53172-KTE-910	BRACKET, L. HANDLE LEVER	1	1	1	-	-	-	-			
17	53172-KTE-930	BRACKET, L. HANDLE LEVER	-	-	-	1	1	1	1			
18	53175-KTE-910	LEVER COMP., R. HANDLE	1	1	1	-	-	1	-	-----	2ID,3ID,5ID,CO,ID,LA	
		-	-	-	1	1	-	-	-----	3ID,CO,ID,LA	
19	53178-KWF-900	LEVER COMP., L. HANDLE	1	1	1	1	1	1	1			
20	53179-KTC-900	COVER, L. HANDLE LEVER	1	1	1	1	1	1	1			





3

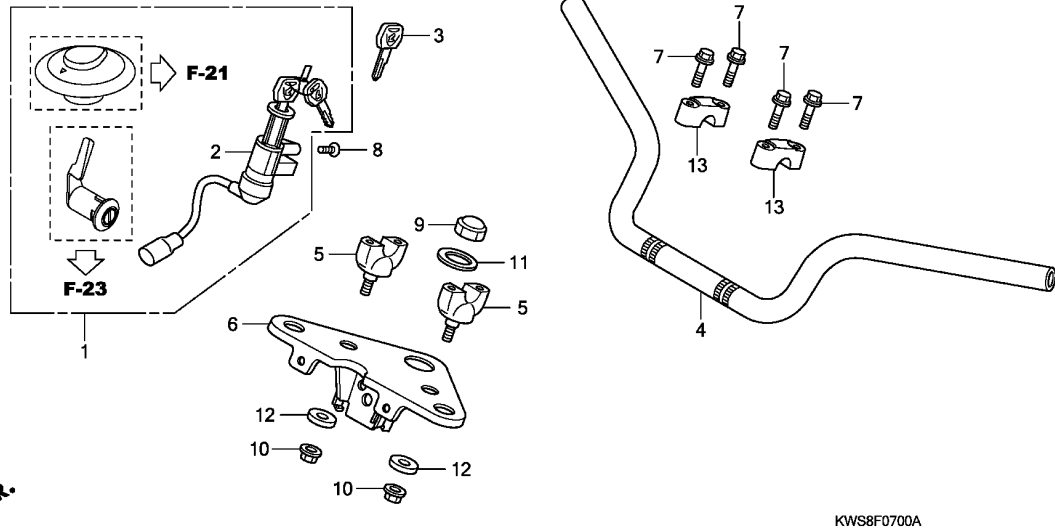
Ref. No.	Part No.	Description	Reqd. QTY								Serial No.	Parts catalogue code
			CBF110			CBF110M			CBF110MS			
			A	C	E	A	C	E	E	E		
21	88114-198-D10	CAP, LOCK NUT	2	2	2	2	2	2	2			
22	88210-KWS-902	MIRROR COMP., R.	1	1	1	1	1	1	1			
23	88220-KWS-902	MIRROR COMP., L.	1	1	1	1	1	1	1			
24	90103-KTE-920	BOLT, ADAPTER, 10MM	2	2	2	2	2	2	2			
25	90114-428-870	BOLT, HANDLE LEVER PIVOT	1	1	1	-	-	1	-	-----	2ID,3ID,5ID,CO,ID,LA	
			-	-	-	1	1	-	-	-----	3ID,CO,ID,LA	
26	90114-428-870	BOLT, HANDLE LEVER PIVOT	1	1	1	1	1	1	1			
27	90201-MW3-620	NUT, HEX., 10MM (LEFT HAND THREAD)	2	2	2	2	2	2	2			
28	93500-05020-0G	SCREW, PAN, 5X20	2	2	2	2	2	2	2			
29	93500-05022-0G	SCREW, PAN, 5X22	2	2	2	2	2	2	2			
30	94050-06000	NUT, FLANGE, 6MM	1	1	1	-	-	1	-	-----	2ID,3ID,5ID,CO,ID,LA	
			-	-	-	1	1	-	-	-----	3ID,CO,ID,LA	
31	94050-06000	NUT, FLANGE, 6MM	1	1	1	1	1	1	1			
32	96001-06025-07	BOLT, FLANGE, 6X25	1	1	1	-	-	1	-	-----	2ID,3ID,5ID,CO,ID,LA	
			-	-	-	1	1	-	-	-----	3ID,CO,ID,LA	
33	96001-06025-07	BOLT, FLANGE, 6X25	1	1	1	1	1	1	1			
34	17920-KWS-315 06179-KWS-B00	CABLE SET, THROTTLE	1	1	1	1	1	1	1			
			-	-	1	-	-	1	1			



Ref. No.	L.O.N.	(Relative ref. Number) Description	F.R.T.
1	6151F5	SWITCH, FRONT STOP(A)	0.1
2	7121A0	HOSE, FRONT BRAKE	0.4
		.INCLUDES: Bleed brakes	
6	712105	CYLINDER, FRONT BRAKE MASTER	0.4
		.INCLUDES: Bleed brakes	
11	7121G6	DIAPHRAGM, FRONT BRAKE MASTER CYLINDER	0.1
15	7121G9	PISTON SET, FRONT BRAKE MASTER	0.4
		.INCLUDES: Bleed brakes	
16	8101C7	LEVER, HANDLE :RIGHT	0.1
	8101F5	LEVER, HANDLE :BOTH	0.2

Ref. No.	Part No.	Description	Reqd. QTY								Serial No.	Parts catalogue code
			CBF110			CBF110M			CBF110MS			
A	C	E	A	C	E	E	E					
1	35340-KCK-900	SWITCH ASSY., FR. STOP	-	-	-	1	1	1	1	-----	-----	2C0,2ID,2LA,4ID,6ID,PE
2	45126-KWS-921	HOSE COMP., FR. BRAKE	-	-	-	1	1	-	-	-----	-----	2C0,2ID,2LA,4ID
	45126-KWS-B21	-	-	-	-	-	1	1	-----	-----	2C0,2LA,6ID,PE
3	45155-KWS-920	CLAMPER A, FR. BRAKE HOSE	-	-	-	1	1	1	1	-----	-----	2C0,2ID,2LA,4ID,6ID,PE
4	45156-KSP-900	CLAMPER B, FR. BRAKE HOSE	-	-	-	1	1	1	1	-----	-----	2C0,2ID,2LA,4ID,6ID,PE
5	45504-KCC-841	BOOT COMP.	-	-	-	1	1	1	1	-----	-----	2C0,2ID,2LA,4ID,6ID,PE
6	45510-KVT-911	CYLINDER SUB ASSY., FR. BRAKE MASTER	-	-	-	1	1	1	1	-----	-----	2C0,2ID,2LA,4ID,6ID,PE
7	45513-KCC-841	CAP, MASTER CYLINDER	-	-	-	1	1	1	1	-----	-----	2C0,2ID,2LA,4ID,6ID,PE
8	45517-KCC-841	HOLDER, MASTER CYLINDER	-	-	-	1	1	1	1	-----	-----	2C0,2ID,2LA,4ID,6ID,PE
9	45518-KCC-841	SEPARATOR COMP.	-	-	-	1	1	1	1	-----	-----	2C0,2ID,2LA,4ID,6ID,PE
10	45519-KCC-841	SCREW, FLAT	-	-	-	2	2	2	2	-----	-----	2C0,2ID,2LA,4ID,6ID,PE
11	45520-KCC-841	DIAPHRAGM	-	-	-	1	1	1	1	-----	-----	2C0,2ID,2LA,4ID,6ID,PE
12	45521-KCC-841	PLATE, DIAPHRAGM	-	-	-	1	1	1	1	-----	-----	2C0,2ID,2LA,4ID,6ID,PE
13	45525-KCC-841	ROD, PUSH	-	-	-	1	1	1	1	-----	-----	2C0,2ID,2LA,4ID,6ID,PE
14	45526-KCC-841	SPRING, PUSH ROD	-	-	-	1	1	1	1	-----	-----	2C0,2ID,2LA,4ID,6ID,PE
15	45530-KCC-841	CYLINDER SET, MASTER	-	-	-	1	1	1	1	-----	-----	2C0,2ID,2LA,4ID,6ID,PE
16	53175-KSP-900	LEVER, R. STEERING HANDLE	-	-	-	1	1	1	1	-----	-----	2C0,2ID,2LA,4ID,6ID,PE
17	90111-KCC-841	BOLT, FLANGE, 6X25	-	-	-	2	2	2	2	-----	-----	2C0,2ID,2LA,4ID,6ID,PE
18	90112-KCC-841	SCREW, PAN, 4X8	-	-	-	1	1	1	1	-----	-----	2C0,2ID,2LA,4ID,6ID,PE
19	90114-KCC-841	BOLT, HANDLE LEVER	-	-	-	1	1	1	1	-----	-----	2C0,2ID,2LA,4ID,6ID,PE
20	90145-GW3-981	BOLT, OIL, 10X22	-	-	-	2	2	2	2	-----	-----	2C0,2ID,2LA,4ID,6ID,PE
21	90303-KCC-841	NUT	-	-	-	1	1	1	1	-----	-----	2C0,2ID,2LA,4ID,6ID,PE
22	90545-300-000	WASHER, OIL BOLT	-	-	-	4	4	4	4	-----	-----	2C0,2ID,2LA,4ID,6ID,PE
23	90651-KCC-841	CIRCLIP	-	-	-	1	1	1	1	-----	-----	2C0,2ID,2LA,4ID,6ID,PE
24	96001-06012-00	BOLT, FLANGE, 6X12	-	-	-	1	1	1	1	-----	-----	2C0,2ID,2LA,4ID,6ID,PE

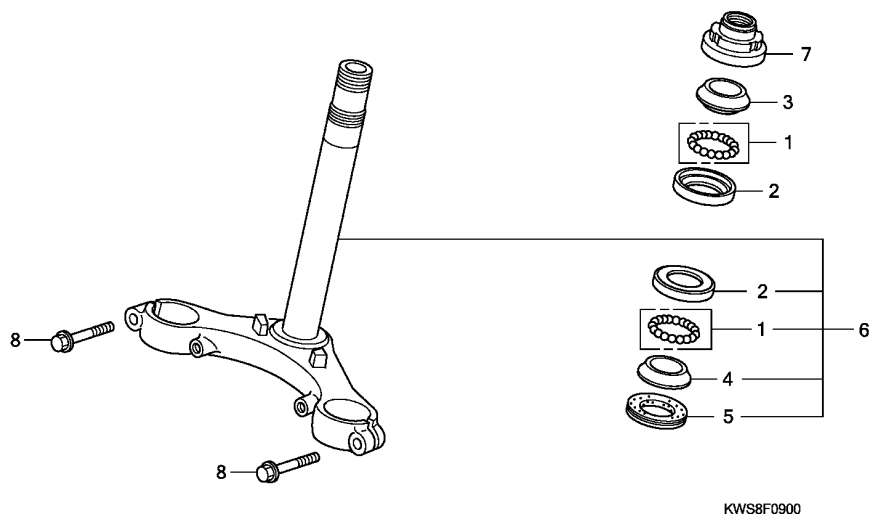




Ref. No.	L.O.N.	(Relative ref. Number) Description	F.R.T.
1	6151A1	KEY SET	1.3
2	615145	SWITCH, COMBINATION & LOCK ...	0.7
4	810100	PIPE, STEERING HANDLE	0.5
5	8101B9	HOLDER, HANDLE :LOWER	0.2
	8101B9A	.Replace 1 handle holder add .	0.1
6	510110	BRIDGE, FORK TOP	0.7

3

Ref. No.	Part No.	Description	Reqd. QTY								Serial No.	Parts catalogue code
			CBF110			CBF110M			CBF110MS			
			A	C	E	A	C	E	E			
1	35010-KWS-900	KEY SET	1	1	1	1	1	1	1			
2	35100-KWS-901	SWITCH ASSY., COMBINATION & LOCK	1	1	1	1	1	1	1			
3	35121-KWS-900	KEY, BLANK	(1)	(1)	(1)	(1)	(1)	(1)	(1)			
4	53100-KWS-900	PIPE, STEERING HANDLE	1	1	1	1	1	1	1			
5	53130-KTE-910	HOLDER, HANDLE UNDER	2	2	2	2	2	2	2			
6	53230-KWS-900	BRIDGE COMP., FORK TOP	1	1	-	1	1	-	-			
	53230-KWS-800	-	-	1	-	-	1	1			
7	90117-383-000	BOLT, FLANGE, 6X28	4	4	4	4	4	4	4			
8	90164-KPL-900	SCREW, U-LOCK FLAT, 6X12	2	2	2	2	2	2	2			
9	90304-KSP-900	NUT, STEERING STEM	1	1	1	1	1	1	1			
10	90304-KTE-911	NUT, FLANGE SPECIAL, 10MM (SIMMODS MARSHALL)	2	2	2	2	2	2	2			
11	90503-KSP-900	WASHER, STEERING STEM	1	1	1	1	1	1	1			
12	90521-427-770	WASHER, 10.3MM	2	2	2	2	2	2	2			
13	95014-21101	HOLDER A1, HANDLE PIPE UPPER	2	2	2	2	2	2	2			



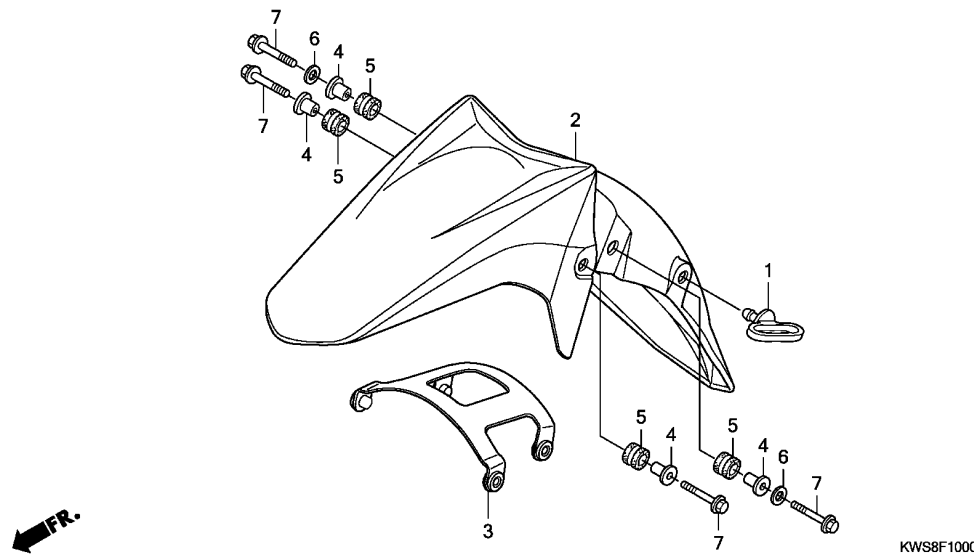
Ref. No.	L.O.N.	(Relative ref. Number) Description	F.R.T.
2		(1)	
	5101A0	RACE, STEERING BALL :UPPER ...	0.9
	5101A1	RACE, STEERING BALL :LOWER ...	0.9
	5101C9	RACE, STEERING BALL :BOTH	0.9
3	5101A9	RACE, STEERING TOP CONE	0.6
4		(1,5)	
	5101B0	RACE, STEERING BOTTOM CONE ...	1.1
6	510100	STEM OR SHAFT ASSY., STEERING	0.9
7	5101B2	THREAD, STEERING HEAD TOP	0.6

Ref. No.	Part No.	Description	Reqd. QTY								Serial No.	Parts catalogue code
			CBF110			CBF110M			CBF110MS			
A	C	E	A	C	E	E	E					
1	06531-KW6-840	BALL ASSY., STEEL, #8X18	2	2	2	2	2	2	2			
2	50301-KTR-900	RACE, STEERING TOP BALL	2	2	2	2	2	2	2			
	50301-K21-900	RACE, STEERING BALL	-	-	2	-	-	2	2			
3	53211-268-010	RACE, STEERING TOP CONE	1	1	1	1	1	1	1			
	53211-K21-900	-	-	1	-	-	1	1			
4	53212-200-000	RACE, STEERING BOTTOM CONE ..	1	1	1	1	1	1	1			
	53212-K21-900	-	-	1	-	-	1	1			
5	53214-200-000	DUST SEAL, STEERING HEAD	1	1	1	1	1	1	1			
6	53219-KWS-900	STEM SUB ASSY., STEERING	1	-	-	1	-	-	-	-----	3ID,CO,ID,LA	
	53219-KWS-600	-	1	-	-	1	-	-	-----	CO,ID,LA	
	53219-KWS-B00	-	-	1	-	1	-	-	-----	2ID,5ID,CO,LA	
	53219-KWS-920	-	-	-	1	-	-	-	-----	2CO,2ID,2LA,4ID	
	53219-KWS-630	-	-	-	-	1	-	-	-----	2CO,2ID,2LA	
	53219-KWS-B20	-	-	-	-	1	1	-	-----	2CO,2LA,6ID,PE	
7	53220-KSP-900	THREAD COMP., STEERING HEAD										
		TOP	1	1	1	1	1	1	1			
8	95701-08035-07	BOLT, FLANGE, 8X35	2	-	-	2	-	-	-			
	95701-08035-00	-	2	-	-	-	2	-	-----	ID,PE	
	95701-08035-07	-	2	-	-	-	-	-	-----	CO,LA	
	95701-08035-00	-	-	2	-	-	-	-			
	95701-08035-07	-	-	-	2	-	-	-	-----	2CO,2LA,CO,LA	
	95701-08035-00	-	-	-	2	-	-	-	-----	2ID,ID	

F-10

FRONT FENDER

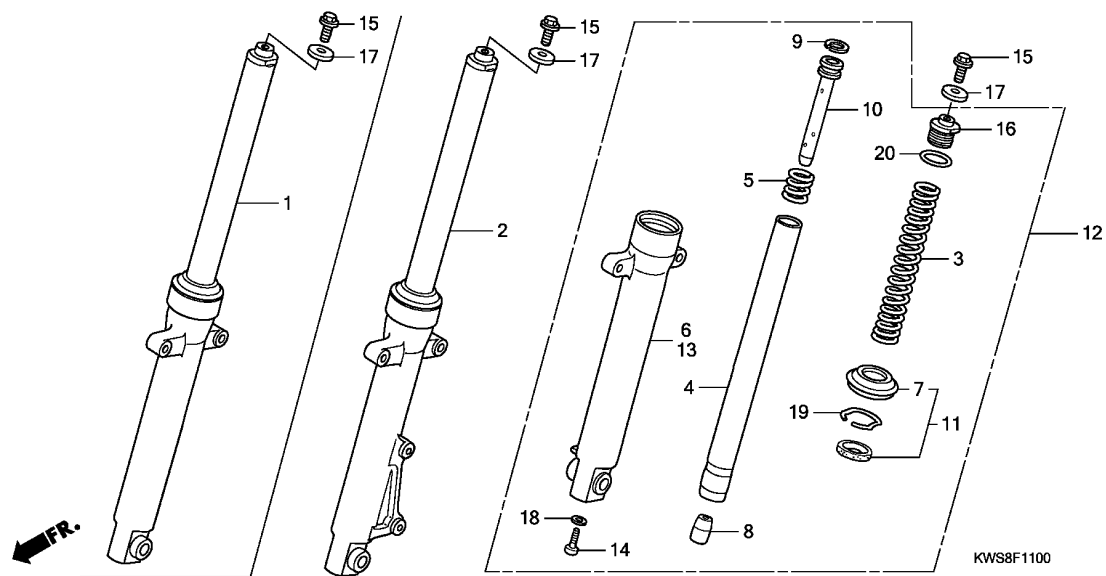
G 8



Ref. No.	L.O.N.	(Relative ref. Number) Description	F.R.T.
2	(3) 4131B7	FENDER, FRONT	0.3

3

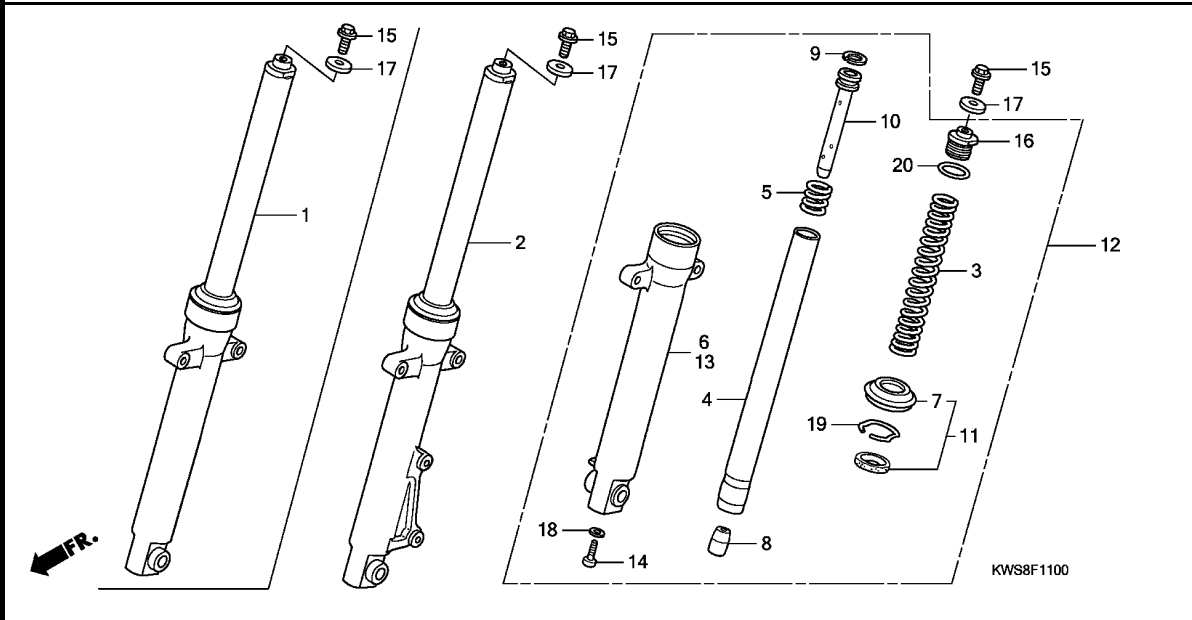
Ref. No.	Part No.	Description	Reqd. QTY								Serial No.	Parts catalogue code
			CBF110			CBF110M			CBF110MS			
			A	C	E	A	C	E	E			
1	45451-473-000	GUIDE, FR. FENDER CABLE	1	1	1	1	1	1	1			
2	61100-KWS-900ZK	FENDER, FR. *Y210M*										
		ELECTRIC YELLOW METALLIC	1	1	1	1	1	1	-	-----	2ID,5ID,6ID,ID	
	61100-KWS-900ZD	*R320P*.....PEARL SIENA RED	1	1	-	1	1	-	-	-----	2CO,2ID,2LA,CO,ID,LA	
	61100-KWS-900ZH	*GY142C*.....CANDY PALM GREEN	1	1	-	1	1	-	-	-----	2CO,2ID,2LA,CO,ID,LA	
	61100-KWS-900ZJ	*R344*.....RISING RED	1	-	-	1	-	-	-	-----	3ID,4ID	
	61100-KWS-900ZF	*NH1*.....BLACK	1	-	-	-	-	-	1	-----	3ID,PE	
	61100-KWS-900ZA	*B202P*.....PEARL FIJI BLUE	1	-	-	-	-	-	-	-----	CO,ID,LA	
	61100-KWS-900ZC	*NHA84P*PEARL NIGHTSTAR BLACK	1	-	-	-	-	-	-	-----	CO,LA	
	61100-KWS-900ZQ	*NH194MU* HEAVY GRAY METALLIC-U	-	1	1	-	1	1	1			
	61100-KWS-900ZC	*NHA84P*PEARL NIGHTSTAR BLACK	-	1	-	1	1	-	-	-----	2CO,2ID,2LA,CO,ID,LA	
	61100-KWS-900ZR	*NHA66P*..PEARL SUNBEAM WHITE	-	1	-	-	1	-	-	-----	2ID,ID	
	61100-KWS-900ZA	*B202P*.....PEARL FIJI BLUE	-	1	-	-	-	-	-	-----	CO,LA	
	61100-KWS-900ZS	*R321*.....SPORTS RED	-	-	1	-	-	1	1			
	61100-KWS-900ZF	*NH1*.....BLACK	-	-	1	-	-	-	-			
	61100-KWS-900ZA	*B202P*.....PEARL FIJI BLUE	-	-	-	1	-	-	-	-----	2CO,2ID,2LA,CO,ID,LA	
	61100-KWS-900ZF	*NH1*.....BLACK	-	-	-	1	-	-	-	-----	3ID,4ID	
	61100-KWS-900ZA	*B202P*.....PEARL FIJI BLUE	-	-	-	-	1	-	-	-----	2CO,2LA,CO,LA	
	61100-KWS-900ZF	*NH1*.....BLACK	-	-	-	-	-	1	-			
3	61102-KWS-900	STAY, FR. FENDER	1	1	1	1	1	1	1			
4	61103-KRY-900	COLLAR A, FR. FENDER	4	4	4	4	4	4	4			
5	61105-KRY-900	RUBBER, FR. FENDER MOUNTING -	4	4	4	4	4	4	4			
6	94101-06000	WASHER, PLAIN, 6MM	2	2	2	2	2	2	2			
7	96001-06030-00	BOLT, FLANGE, 6X30	4	4	4	4	4	4	4			



Ref. No.	L.O.N.	(Relative ref. Number) Description	F.R.T.
1	(2)		
1	5111C3	FORK ASSY., FRONT :RIGHT	0.4
3	5111C5	SPRING, FRONT FORK :LEFT	0.6
	5111C6	SPRING, FRONT FORK :RIGHT	0.6
	5111C7	SPRING, FRONT FORK :BOTH	0.9
4	(5,8,9,10)		
	5111G2	PIPE, FRONT FORK :LEFT	0.7
	5111G3	PIPE, FRONT FORK :RIGHT	0.7
	5111G4	PIPE, FRONT FORK :BOTH	1.1
6	5111D2	CASE, BOTTOM :RIGHT	0.8
11	5111E7	SEAL SET, FRONT FORK :LEFT ...	0.8
	5111E8	SEAL SET, FRONT FORK :RIGHT ..	0.8
	5111E9	SEAL SET, FRONT FORK :BOTH ...	1.3
12	5111C2	FORK ASSY., FRONT :LEFT	0.4
	5111C4	FORK ASSY., FRONT :BOTH	0.5
13	5111D1	CASE, BOTTOM :LEFT	0.8
	5111D3	CASE, BOTTOM :BOTH	1.3

Ref. No.	Part No.	Description	Reqd. QTY								Serial No.	Parts catalogue code
			CBF110			CBF110M			CBF110MS			
A	C	E	A	C	E	E	E					
1	51400-KWS-901	FORK ASSY., R. FR.	1	1	-	1	1	-	-	-----	3ID,CO,ID,LA	
	51400-KWS-B01	-	-	1	-	-	1	-	-----	2ID,5ID,CO,LA	
2	51400-KWS-921	FORK ASSY., R. FR.	-	-	-	1	1	-	-	-----	2CO,2ID,2LA,4ID	
	51400-KWS-B21	-	-	-	-	-	1	1	-----	2CO,2LA,6ID,PE	
3	51401-KWS-901	SPRING, FR. FORK	2	2	2	2	2	2	2			
4	51410-KWS-901	PIPE COMP., FR. FORK	2	2	2	2	2	2	2			
5	51412-KAG-901	SPRING, REBOUND(SHOWA)	2	2	2	2	2	2	2			
6	51420-KWS-901	CASE, R. FR. BOTTOM	1	1	-	1	1	-	-	-----	3ID,CO,ID,LA	
	51420-KWS-B01	-	-	1	-	-	1	-	-----	2ID,5ID,CO,LA	
	51420-KWS-921	-	-	-	1	1	-	-	-----	2CO,2ID,2LA,4ID	
	51420-KWS-B21	-	-	-	-	-	1	1	-----	2CO,2LA,6ID,PE	
7	51425-961-013	DUST SEAL(SHOWA)	2	2	2	2	2	2	2			
8	51432-KST-901	PIECE, OIL LOCK	2	2	2	2	2	2	2			
9	51437-KVN-901	RING, PISTON	2	2	2	2	2	2	2			
10	51440-KWS-901	PIPE, SEAT	2	2	2	2	2	2	2			
11	51490-KWS-901	SEAL SET, FR. FORK	2	2	2	2	2	2	2			
12	51500-KWS-901	FORK ASSY., L. FR.	1	1	-	1	1	-	-	-----	3ID,CO,ID,LA	
	51500-KWS-B01	-	-	1	-	-	1	-	-----	2ID,5ID,CO,LA	
	51500-KWS-921	-	-	-	1	1	-	-	-----	2CO,2ID,2LA,4ID	
	51500-KWS-B21	-	-	-	-	-	1	1	-----	2CO,2LA,6ID,PE	
13	51520-KWS-901	CASE, L. FR. BOTTOM	1	1	-	1	1	-	-	-----	3ID,CO,ID,LA	
	51520-KWS-B01	-	-	1	-	-	1	-	-----	2ID,5ID,CO,LA	
	51520-KWS-921	-	-	-	1	1	-	-	-----	2CO,2ID,2LA,4ID	
	51520-KWS-B21	-	-	-	-	-	1	1	-----	2CO,2LA,6ID,PE	
14	90116-KAG-901	BOLT, SOCKET, 8MM(SHOWA)	2	2	2	2	2	2	2			
15	90123-KRM-860	BOLT, FR. FORK	2	2	2	2	2	2	2			



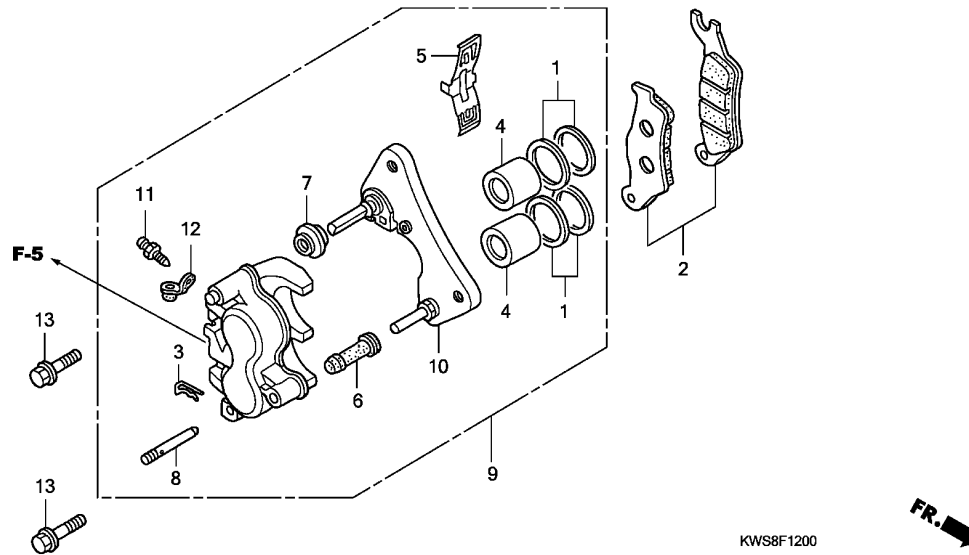


Ref. No.	Part No.	Description	Reqd. QTY								Serial No.	Parts catalogue code
			CBF110			CBF110M			CBF110MS			
			A	C	E	A	C	E	E			
16	90123-KSP-901	BOLT A, FR. FORK	2	2	2	2	2	2	2	2		
17	90521-KSP-900	WASHER, 10.3MM	2	2	2	2	2	2	2	2		
18	90544-439-930	PACKING(SHOWA)	2	2	2	2	2	2	2	2		
19	90601-GF5-731	RING, OIL SEAL STOPPER(SHOWA)	2	2	2	2	2	2	2	2		
20	91356-KAG-901	O-RING(SHOWA)	2	2	2	2	2	2	2	2		

F-12

FRONT BRAKE CALIPER

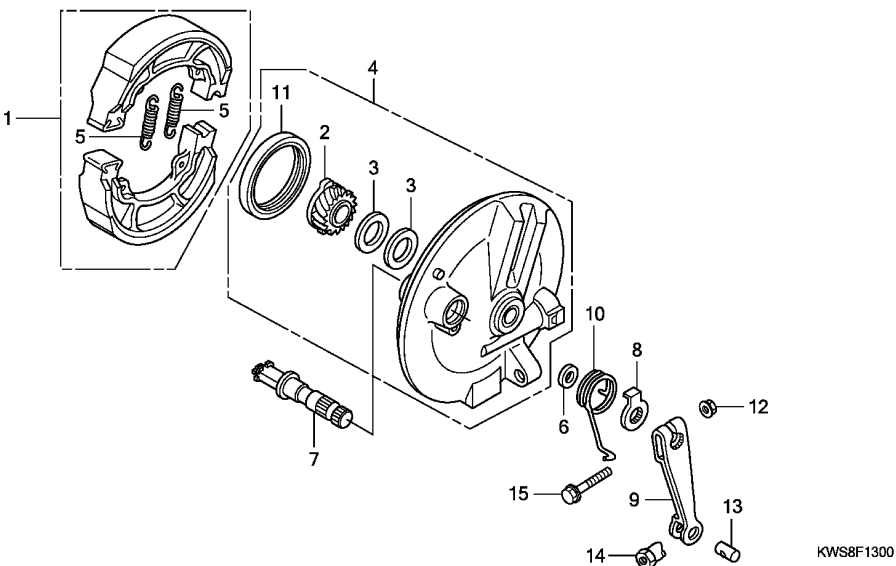
G11



Ref. No.	L.O.N.	(Relative ref. Number) Description	F.R.T.
2	7111N1	SHOE(PAD) SET, BRAKE(A) :FRONT (1)	0.1
4	7111D1	PISTON, FRONT BRAKE CALIPER .. .INCLUDES: Bleed brakes .NOTE: Same time for two units	0.5
9	711130	CALIPER, FRONT BRAKE	0.4
10	7111G0	BRACKET, FRONT CALIPER	0.2

Ref. No.	Part No.	Description	Reqd. QTY								Serial No.	Parts catalogue code
			CBF110			CBF110M			CBF110MS			
			A	C	E	A	C	E	E			
1	06451-KCC-841	SEAL SET, PISTON	-	-	-	2	2	2	2	-----	-----	2C0,2ID,2LA,4ID,6ID,PE
2	06455-KCC-842	PAD SET, FR.	-	-	-	1	1	1	1	-----	-----	2C0,2ID,2LA,4ID,6ID,PE
3	43216-MAK-003	CLIP, HANGER PIN	-	-	-	1	1	1	1	-----	-----	2C0,2ID,2LA,4ID,6ID,PE
4	45107-KCC-841	PISTON(26)	-	-	-	2	2	2	2	-----	-----	2C0,2ID,2LA,4ID,6ID,PE
5	45108-KCC-841	SPRING, PAD	-	-	-	1	1	1	1	-----	-----	2C0,2ID,2LA,4ID,6ID,PE
6	45132-KCC-841	BOOT, PIN BUSH	-	-	-	1	1	1	1	-----	-----	2C0,2ID,2LA,4ID,6ID,PE
7	45133-KCC-841	BOOT, B	-	-	-	1	1	1	1	-----	-----	2C0,2ID,2LA,4ID,6ID,PE
8	45220-KCC-841	PIN COMP., HANGER	-	-	-	1	1	1	1	-----	-----	2C0,2ID,2LA,4ID,6ID,PE
9	45250-KCC-841	CALIPER SUB ASSY., R. FR. ...	-	-	-	1	1	1	1	-----	-----	2C0,2ID,2LA,4ID,6ID,PE
10	45290-KCC-841	BRACKET SUB ASSY., FR. CALIPER	-	-	-	1	1	1	1	-----	-----	2C0,2ID,2LA,4ID,6ID,PE
11	45352-KCC-841	SCREW, BLEEDER	-	-	-	1	1	1	1	-----	-----	2C0,2ID,2LA,4ID,6ID,PE
12	45353-KCC-841	CAP, BLEEDER	-	-	-	1	1	1	1	-----	-----	2C0,2ID,2LA,4ID,6ID,PE
13	90155-KSP-900	BOLT, FLANGE, 8X25	-	-	-	2	2	2	2	-----	-----	2C0,2ID,2LA,4ID,6ID,PE

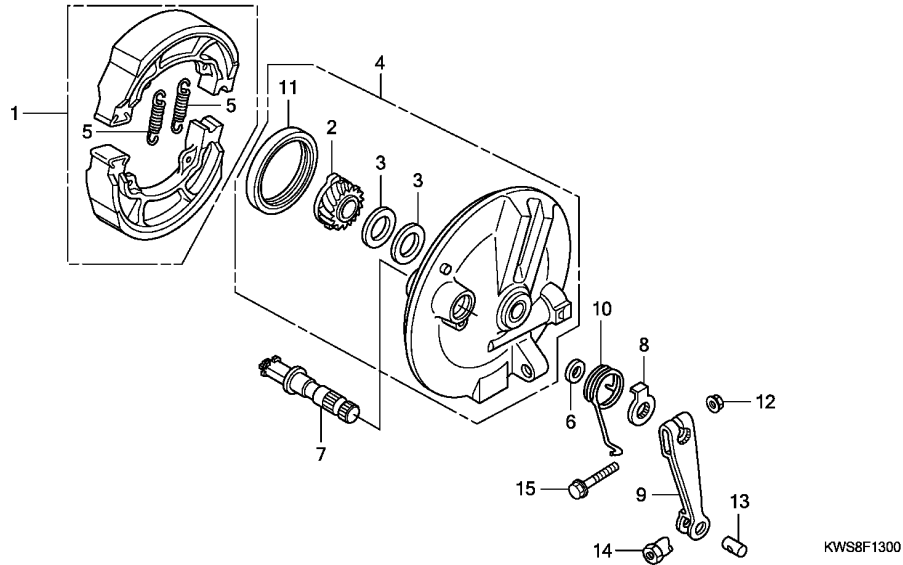
3



Ref. No.	L.O.N.	(Relative ref. Number) Description	F.R.T.
1	711115	SHOE(PAD) SET, BRAKE :FRONT ..	0.3
2		(11)	
	7101C3	GEAR, SPEEDOMETER	0.3
4	7111D0	PANEL, FRONT BRAKE	0.4
7	7111B3	CAM, BRAKE :FRONT	0.4
9	7111C3	ARM, BRAKE :FRONT	0.1

3

Ref. No.	Part No.	Description	Reqd. QTY								Serial No.	Parts catalogue code
			CBF110			CBF110M			CBF110MS			
A	C	E	A	C	E	E	E					
1	06430-KRP-980	SHOE SET, BRAKE(ASK)	1	1	1	-	-	1	-	-----	2ID,3ID,5ID,CO,ID,LA	
	06430-KTN-700	SHOE SET, BRAKE(JB)	1	1	1	-	-	1	-	-----	2ID,3ID,5ID,CO,ID,LA	
	06430-KRP-980	SHOE SET, BRAKE(ASK)	-	-	-	1	1	-	-	-----	3ID,CO,ID,LA	
	06430-KTN-700	SHOE SET, BRAKE(JB)	-	-	-	1	1	-	-	-----	3ID,CO,ID,LA	
2	44804-KWF-900	GEAR, SPEEDOMETER(23T)	1	1	1	-	-	1	-	-----	2ID,3ID,5ID,CO,ID,LA	
			-	-	-	1	1	-	-	-----	3ID,CO,ID,LA	
3	44809-KTC-900	WASHER, SPEEDOMETER GEAR	2	2	2	-	-	2	-	-----	2ID,3ID,5ID,CO,ID,LA	
			-	-	-	2	2	-	-	-----	3ID,CO,ID,LA	
4	45010-KWF-901ZA	PANEL SUB COMP., FR. BRAKE *NH303M*										
		MAT AXIS GRAY METALLIC	1	1	1	-	-	1	-	-----	2ID,3ID,5ID,CO,ID,LA	
			-	-	-	1	1	-	-	-----	3ID,CO,ID,LA	
5	45133-KCC-900	SPRING, FR. BRAKE SHOE	2	2	2	-	-	2	-	-----	2ID,3ID,5ID,CO,ID,LA	
	45133-KPL-900	2	2	2	-	-	2	-	-----	2ID,3ID,5ID,CO,ID,LA	
	45133-KCC-900	-	-	-	2	2	-	-	-----	3ID,CO,ID,LA	
	45133-KPL-900	-	-	-	2	2	-	-	-----	3ID,CO,ID,LA	
6	45134-250-000	DUST SEAL, BRAKE CAM	1	1	1	-	-	1	-	-----	2ID,3ID,5ID,CO,ID,LA	
			-	-	-	1	1	-	-	-----	3ID,CO,ID,LA	
7	45141-KTC-900	CAM, FR. BRAKE	1	1	1	-	-	1	-	-----	2ID,3ID,5ID,CO,ID,LA	
			-	-	-	1	1	-	-	-----	3ID,CO,ID,LA	
8	45145-096-650	INDICATOR, FR. BRAKE	1	1	1	-	-	1	-	-----	2ID,3ID,5ID,CO,ID,LA	
			-	-	-	1	1	-	-	-----	3ID,CO,ID,LA	
9	45410-KTE-910	ARM, FR. BRAKE	1	1	1	-	-	1	-	-----	2ID,3ID,5ID,CO,ID,LA	
			-	-	-	1	1	-	-	-----	3ID,CO,ID,LA	
10	45435-GB2-720	SPRING, BRAKE ARM RETURN	1	1	1	-	-	1	-	-----	2ID,3ID,5ID,CO,ID,LA	
			-	-	-	1	1	-	-	-----	3ID,CO,ID,LA	

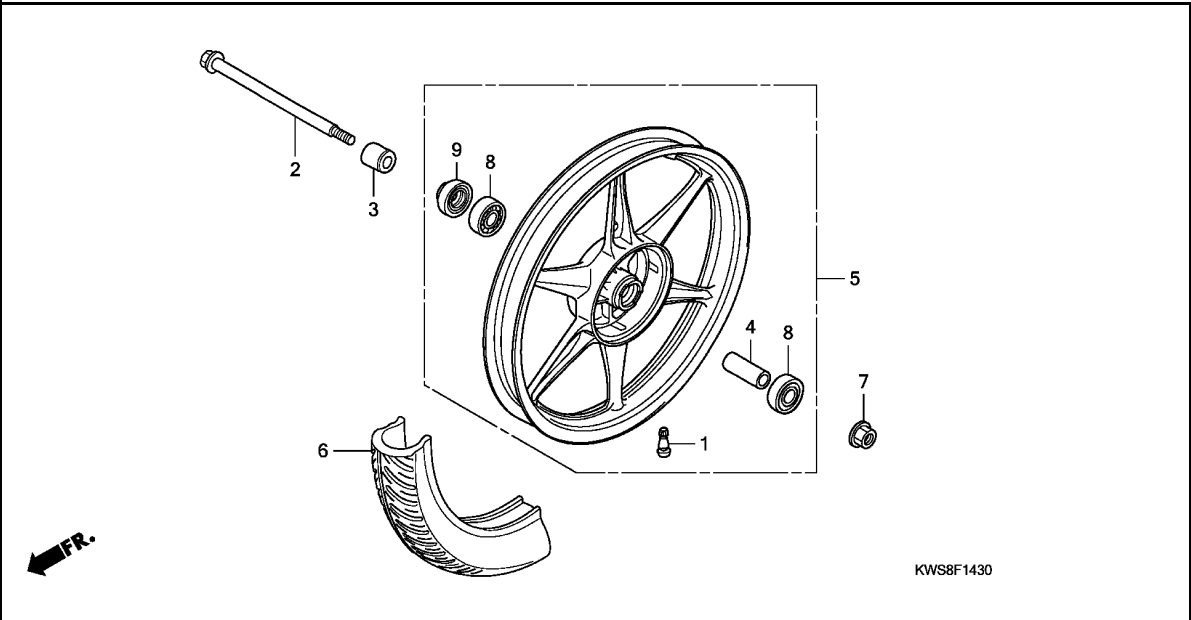


Ref. No.	Part No.	Description	Reqd. QTY								Serial No.	Parts catalogue code
			CBF110			CBF110M			CBF110MS			
			A	C	E	A	C	E	E	E		
11	91251-GK4-003	OIL SEAL, 47X60X7 (ARAI)	1	1	1	-	-	1	-	-	-----	2ID,3ID,5ID,CO,ID,LA
12	94050-06000	NUT, FLANGE, 6MM	1	1	1	-	1	1	-	-	-----	3ID,CO,ID,LA
13	95015-32001	JOINT B, BRAKE ARM	1	1	1	-	-	1	-	-	-----	2ID,3ID,5ID,CO,ID,LA
14	95015-42000	NUT B, BRAKE ROD ADJUSTING ..	1	1	1	-	-	1	-	-	-----	3ID,CO,ID,LA
15	95701-06032-00	BOLT, FLANGE, 6X32	1	1	1	-	-	1	-	-	-----	2ID,3ID,5ID,CO,ID,LA
			-	-	-	1	1	-	-	-	-----	3ID,CO,ID,LA

F-14-30

FRONT WHEEL(DRUM BRAKE)

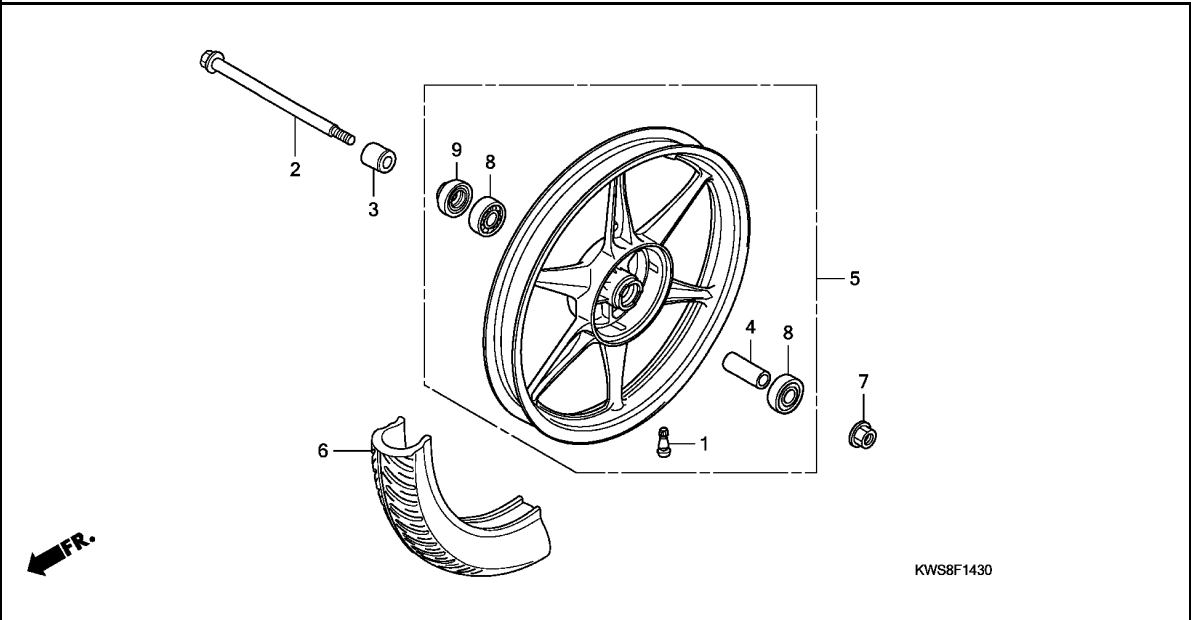
G14



Ref. No.	L.O.N.	(Relative ref. Number) Description	F.R.T.
2		(9)	
710151		AXLE, FRONT WHEEL	0.2
5	7101D4	FRONT WHEEL	0.7
6	710139	FRONT TIRE(ONE)	0.6
8	710115	BEARING, FRONT WHEEL(ONE)	0.4
	710115G	.Replace 1 bearing add	0.1

Ref. No.	Part No.	Description	Reqd. QTY								Serial No.	Parts catalogue code
			CBF110			CBF110M			CBF110MS			
			A	C	E	A	C	E	E			
1	42753-KWF-901	VALVE, RIM(TRITON)	1	1	1	-	-	1	-	-----	-----	2ID,3ID,5ID,CO,ID,LA
2	44301-KPL-900	AXLE, FR. WHEEL	1	1	1	-	1	1	-	-----	-----	3ID,CO,ID,LA
3	44311-KSP-900	COLLAR, FR. WHEEL SIDE	1	1	1	-	-	1	-	-----	-----	2ID,3ID,5ID,CO,ID,LA
4	44620-KSP-900	COLLAR, FR. AXLE DISTANCE ...	1	1	1	-	-	1	-	-----	-----	3ID,CO,ID,LA
5	44650-KWS-900	WHEEL SUB ASSY., FR.	1	1	-	1	1	-	-	-----	-----	2ID,3ID,5ID,CO,ID,LA
	44650-KWS-B00	-	-	1	-	-	1	-	-----	-----	3ID,CO,ID,LA
6	44711-KWS-901	TIRE, FR.(TVS) (70/100-17 M/C 40P)	1	1	1	-	-	1	-	-----	-----	2ID,3ID,5ID,CO,ID,LA
	44711-KWS-902	TIRE, FR.(MRF) (70/100-17 M/C 40P)	1	1	1	-	-	1	-	-----	-----	2ID,3ID,5ID,CO,ID,LA
	44711-KWS-901	TIRE, FR.(TVS) (70/100-17 M/C 40P)	-	-	-	1	1	-	-	-----	-----	3ID,CO,ID,LA
	44711-KWS-902	TIRE, FR.(MRF) (70/100-17 M/C 40P)	-	-	-	1	1	-	-	-----	-----	3ID,CO,ID,LA
7	90306-KST-942	NUT, FLANGE, 12MM (LEO FASTENERS)	1	1	1	-	-	1	-	-----	-----	2ID,3ID,5ID,CO,ID,LA
	90306-KTE-911	NUT, FLANGE SPECIAL, 12MM (SIMMONDS MARSHALL)	1	1	1	-	-	1	-	-----	-----	2ID,3ID,5ID,CO,ID,LA
	90306-KST-942	NUT, FLANGE, 12MM (LEO FASTENERS)	-	-	-	1	1	-	-	-----	-----	3ID,CO,ID,LA
	90306-KTE-911	NUT, FLANGE SPECIAL, 12MM (SIMMONDS MARSHALL)	-	-	-	1	1	-	-	-----	-----	3ID,CO,ID,LA
8	91052-KWF-901	BEARING, RADIAL BALL, 6301(U) (NSK)	2	2	2	-	-	2	-	-----	-----	2ID,3ID,5ID,CO,ID,LA

3

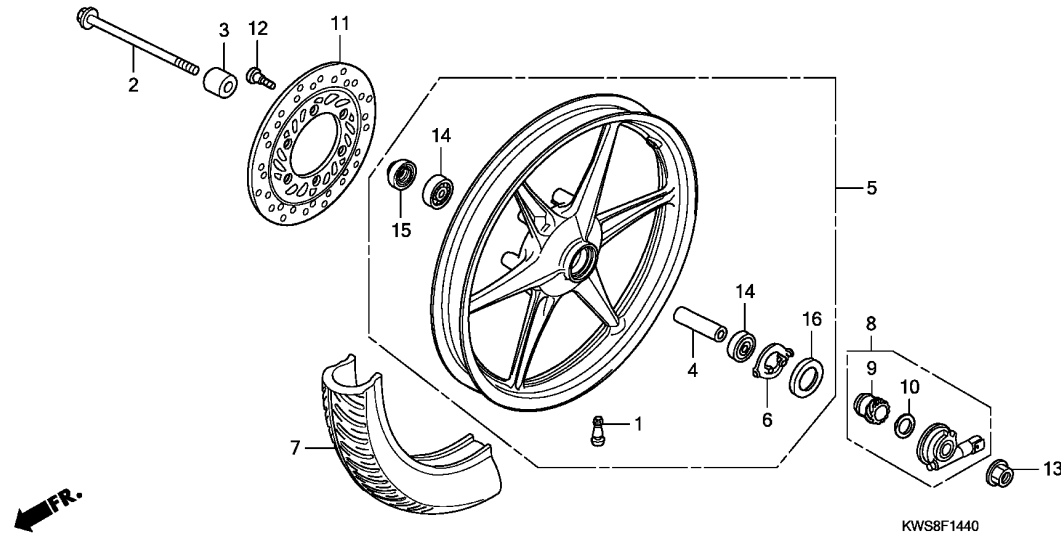


Ref. No.	Part No.	Description	Reqd. QTY								Serial No.	Parts catalogue code
			CBF110			CBF110M			CBF110MS			
			A	C	E	A	C	E	E			
(8)	96140-63010-10	BEARING, RADIAL BALL, 6301U	2	2	-	2	2	-	-	-----	3ID,CO,ID,LA	
	91052-K23-903	BEARING, RADIAL BALL, 6301U (NEI)	-	-	2	-	-	2	-	-----	2ID,5ID,CO,LA	
	91052-K23-905	BEARING, RADIAL BALL, 6301U (JTEKT)	-	-	2	-	-	2	-	-----	2ID,5ID,CO,LA	
	91052-KWW-A81	BEARING, RADIAL BALL, 6301U (SKF)	-	-	2	-	-	2	-	-----	2ID,5ID,CO,LA	
	91053-KWW-642	BEARING, RADIAL BALL, 6301U (FAG)	-	-	2	-	-	2	-	-----	2ID,5ID,CO,LA	
	91052-KWF-901	BEARING, RADIAL BALL, 6301(U) (NSK)	-	-	-	2	2	-	-	-----	3ID,CO,ID,LA	
9	91251-KPH-901	DUST SEAL, 21X37X7(ARAI)	1	1	1	-	-	1	-	-----	2ID,3ID,5ID,CO,ID,LA	
			-	-	-	1	1	-	-	-----	3ID,CO,ID,LA	

F-14-40

FRONT WHEEL(DISK BRAKE)

G16



Ref. No.	L.O.N.	(Relative ref. Number) Description	F.R.T.
2		(15)	
2	710151	AXLE, FRONT WHEEL	0.2
5	7101D4	FRONT WHEEL	0.7
7	710139	FRONT TIRE(ONE)	0.6
8	710145	GEARBOX ASSY., SPEEDOMETER ...	0.2
11	711120	DISC, FRONT BRAKE	0.3
14	710115	BEARING, FRONT WHEEL(ONE)	0.4
	710115G	.Replace 1 bearing add	0.1

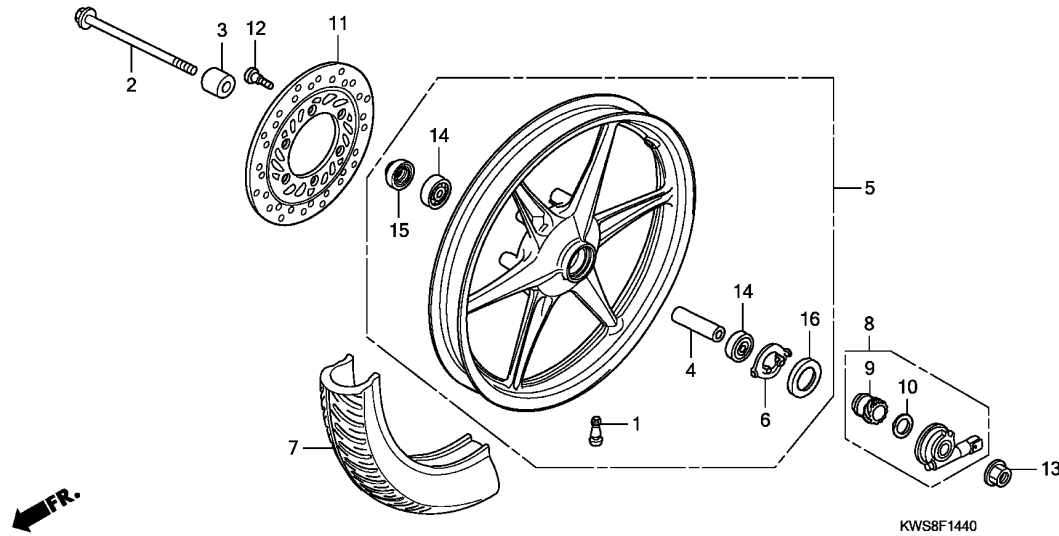
Ref. No.	Part No.	Description	Reqd. QTY								Serial No.	Parts catalogue code
			CBF110			CBF110M			CBF110MS			
			A	C	E	A	C	E	E			
1	42753-KWF-901	VALVE, RIM(TRITON)	-	-	-	1	1	1	1	-----	-----	2C0,2ID,2LA,4ID,6ID,PE
2	44301-KPL-900	AXLE, FR. WHEEL	-	-	-	1	1	1	1	-----	-----	2C0,2ID,2LA,4ID,6ID,PE
3	44311-KSP-900	COLLAR, FR. WHEEL SIDE	-	-	-	1	1	1	1	-----	-----	2C0,2ID,2LA,4ID,6ID,PE
4	44620-KSP-900	COLLAR, FR. AXLE DISTANCE ...	-	-	-	1	1	1	1	-----	-----	2C0,2ID,2LA,4ID,6ID,PE
5	44650-KWS-920	WHEEL SUB ASSY., FR.	-	-	-	1	1	-	-	-----	-----	2C0,2ID,2LA,4ID
	44650-KWS-B20	-	-	-	-	-	1	1	-----	-----	2C0,2LA,6ID,PE
6	44680-410-000	RETAINER, GEAR BOX	-	-	-	1	1	1	1	-----	-----	2C0,2ID,2LA,4ID,6ID,PE
7	44711-KWS-901	TIRE, FR.(TVS) (70/100-17 M/C 40P)	-	-	-	1	1	1	1	-----	-----	2C0,2ID,2LA,4ID,6ID,PE
	44711-KWS-902	TIRE, FR.(MRF) (70/100-17 M/C 40P)	-	-	-	1	1	1	1	-----	-----	2C0,2ID,2LA,4ID,6ID,PE
8	44800-KWF-930ZB	BOX ASSY., SPEEDOMETER GEAR *NH105*...MAT BLACK (#15-#20)	-	-	-	1	1	1	1	-----	-----	2C0,2ID,2LA,4ID,6ID,PE
9	44804-KWF-931	GEAR, SPEEDOMETER	-	-	-	1	1	1	1	-----	-----	2C0,2ID,2LA,4ID,6ID,PE
10	44809-KPL-900	WASHER, SPEEDOMETER GEAR	-	-	-	1	1	1	1	-----	-----	2C0,2ID,2LA,4ID,6ID,PE
11	45251-KSP-861	DISK, FR. BRAKE(YUTAKA)	-	-	-	1	1	1	1	-----	-----	2C0,2ID,2LA,4ID,6ID,PE
12	90105-KSP-870	BOLT, DISK, 8X24	-	-	-	6	6	6	6	-----	-----	2C0,2ID,2LA,4ID,6ID,PE
13	90306-KST-942	NUT, FLANGE, 12MM (LEO FASTENERS)	-	-	-	1	1	1	1	-----	-----	2C0,2ID,2LA,4ID,6ID,PE
	90306-KTE-911	NUT, FLANGE SPECIAL, 12MM (SIMMONDS MARSHALL)	-	-	-	1	1	1	1	-----	-----	2C0,2ID,2LA,4ID,6ID,PE
14	91052-KWF-901	BEARING, RADIAL BALL, 6301(U) (NSK)	-	-	-	2	2	2	2	-----	-----	2C0,2ID,2LA,4ID,6ID,PE
	96140-63010-10	BEARING, RADIAL BALL, 6301U .	-	-	-	2	2	-	-	-----	-----	2C0,2ID,2LA,4ID
	91052-K23-903	BEARING, RADIAL BALL, 6301U (NEI)	-	-	-	-	-	2	2	-----	-----	2C0,2LA,6ID,PE

3

F-14-40

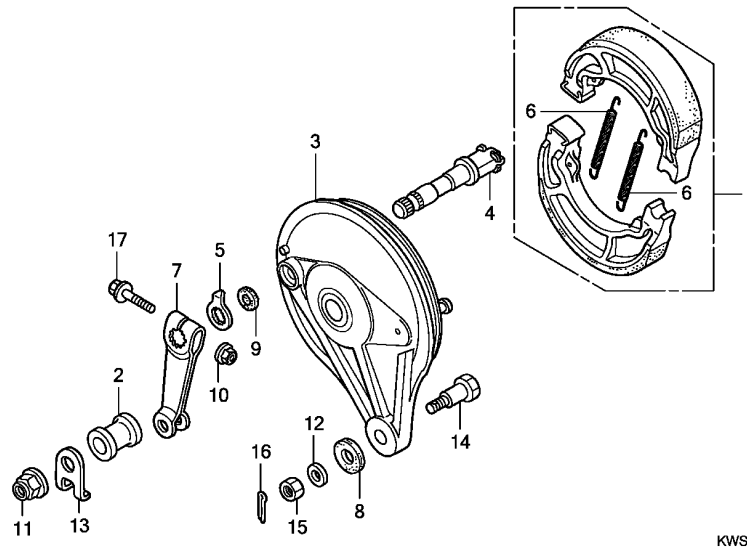
FRONT WHEEL(DISK BRAKE)

H 1



Ref. No.	Part No.	Description	Reqd. QTY								Serial No.	Parts catalogue code
			CBF110			CBF110M			CBF110MS			
			A	C	E	A	C	E	E			
14)	91052-K23-905	BEARING, RADIAL BALL, 6301U (JTEKT)	-	-	-	-	-	-	2	2	-----	2C0,2LA,6ID,PE
	91052-KWW-A81	BEARING, RADIAL BALL, 6301U (SKF)	-	-	-	-	-	-	2	2	-----	2C0,2LA,6ID,PE
	91053-KWW-642	BEARING, RADIAL BALL, 6301U (FAG)	-	-	-	-	-	-	2	2	-----	2C0,2LA,6ID,PE
15	91251-KPH-901	DUST SEAL, 21X37X7(ARAI)	-	-	-	1	1	1	1	1	-----	2C0,2ID,2LA,4ID,6ID,PE
16	91258-410-013	DUST SEAL, 40X50X5(ARAI)	-	-	-	1	1	1	1	1	-----	2C0,2ID,2LA,4ID,6ID,PE

3



KWS8F1800



Ref. No.	L.O.N.	(Relative ref. Number) Description	F.R.T.
1	711140	SHOE(PAD) SET, BRAKE :REAR ...	0.4
3	7111A9	PANEL, REAR BRAKE	0.5
4	7111B4	CAM, BRAKE :REAR	0.5
7	7111C4	ARM, BRAKE :REAR	0.2

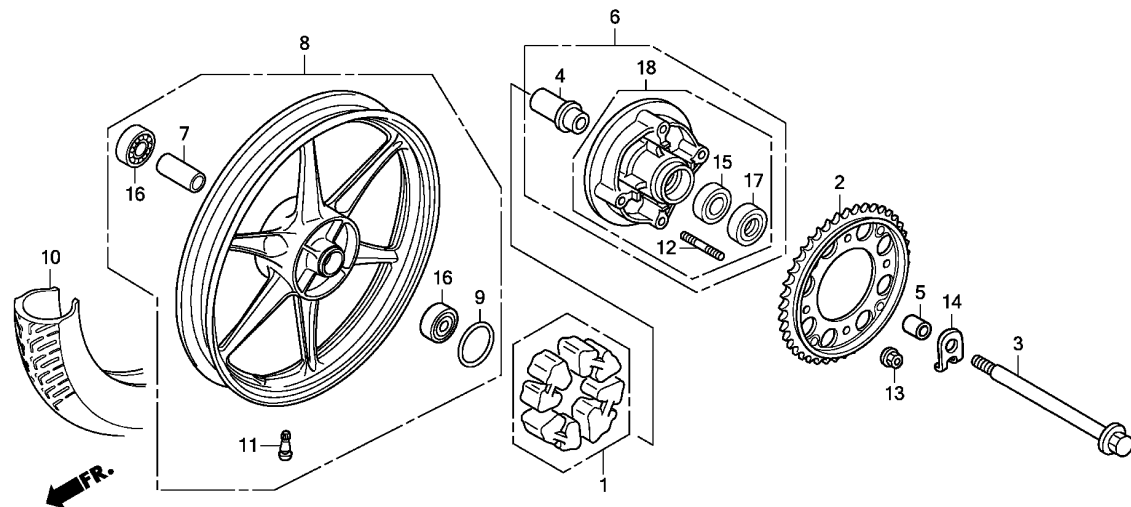
3

Ref. No.	Part No.	Description	Reqd. QTY								Serial No.	Parts catalogue code
			CBF110			CBF110M			CBF110MS			
			A	C	E	A	C	E	E			
1	06430-KST-940	SHOE SET, BRAKE(ASK)	1	1	1	1	1	1	1	1	1	
	06430-KST-950	SHOE SET, BRAKE(JB)	1	1	1	1	1	1	1	1	1	
2	42313-KWS-900	COLLAR, RR. BRAKE PANEL SIDE	1	1	1	1	1	1	1	1	1	
3	43100-KWS-900ZA	PANEL COMP., RR. BRAKE *NH303M*	1	1	1	1	1	1	1	1	1	
		MAT AXIS GRAY METALLIC	1	1	1	1	1	1	1	1	1	
4	43141-KST-920	CAM, RR. BRAKE	1	1	1	1	1	1	1	1	1	
5	43145-KWS-900	INDICATOR, RR. BRAKE	1	1	1	1	1	1	1	1	1	
6	43151-110-000	SPRING, BRAKE SHOE(NK)	2	2	2	2	2	2	2	2	2	
7	43410-KCT-690	ARM, RR. BRAKE	1	1	1	1	1	1	1	1	1	
8	43434-ME1-670	RUBBER, STOPPER ARM	1	1	1	1	1	1	1	1	1	
9	45134-250-000	DUST SEAL, BRAKE CAM	1	1	1	1	1	1	1	1	1	
10	90302-KST-942	NUT, FLANGE, 6MM (LEO FASTENERS)	1	1	1	1	1	1	1	1	1	
	90302-KTE-911	NUT, FLANGE SPECIAL, 6MM (SIMMONDS MARSHALL)	1	1	1	1	1	1	1	1	1	
11	90306-KST-942	NUT, FLANGE, 12MM (LEO FASTENERS)	1	1	1	1	1	1	1	1	1	
	90306-KTE-911	NUT, FLANGE SPECIAL, 12MM (SIMMONDS MARSHALL)	1	1	1	1	1	1	1	1	1	
12	90505-425-000	WASHER, 8MM	1	1	1	1	1	1	1	1	1	
13	90558-KTR-900	WASHER, RR. AXLE	1	1	1	1	1	1	1	1	1	
14	92811-10000	BOLT A, BRAKE STOPPER	1	1	1	1	1	1	1	1	1	
15	94001-08000-0S	NUT, HEX., 8MM	1	1	1	1	1	1	1	1	1	
16	94201-20150	PIN, SPLIT, 2.0X15	1	1	1	1	1	1	1	1	1	
17	95701-06035-00	BOLT, FLANGE, 6X35	1	1	1	1	1	1	1	1	1	

F-19-30

REAR WHEEL

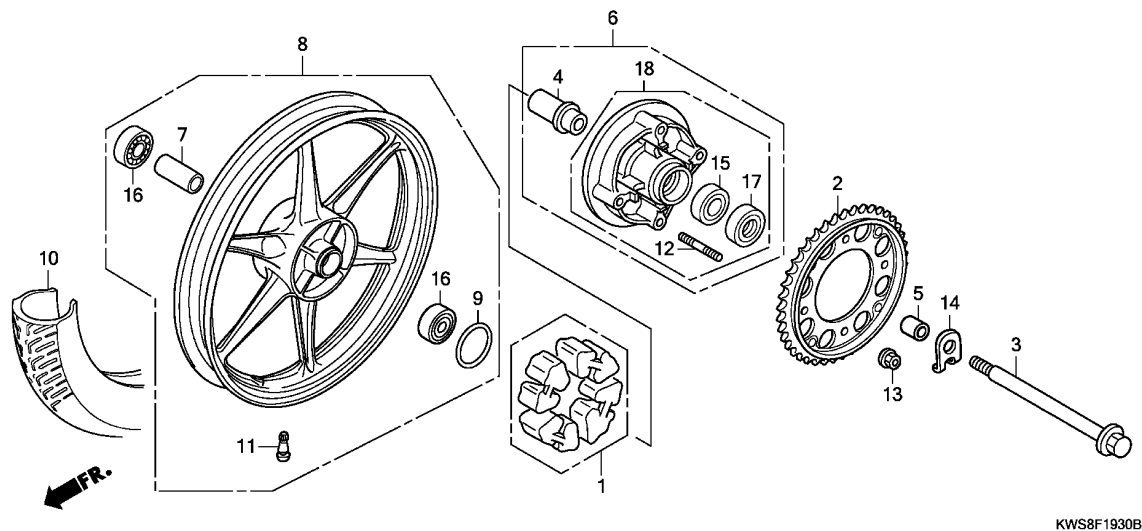
H 3



Ref. No.	L.O.N.	(Relative ref. Number) Description	F.R.T.
1		(9)	
1	710157	DAMPER, REAR WHEEL	0.3
2	7101A0	SPROCKET, FINAL DRIVEN	0.4
3		(17)	
3	710160	AXLE, REAR WHEEL	0.3
4	7101A1	SLEEVE, REAR WHEEL	0.3
6		(18)	
6	7101A4	FLANGE, FINAL DRIVEN	0.4
8	710118	REAR WHEEL	0.7
10	710142	REAR TIRE(ONE)	0.7
15	7101D1	BEARING, FINAL DRIVEN FLANGE ..	0.5
16	710133	BEARING, REAR WHEEL(ONE)	0.5
	710133G	.Replac 1 bearing add	0.1

Ref. No.	Part No.	Description	Reqd. QTY								Serial No.	Parts catalogue code
			CBF110			CBF110M			CBF110MS			
			A	C	E	A	C	E	E			
1	06410-KWS-901	DAMPER SET, WHEEL	1	1	1	1	1	1	1			
2	41200-KWF-950	SPROCKET COMP., FINAL DRIVEN (42T)	1	1	1	1	1	1	1			
3	42301-KWS-900	AXLE, RR. WHEEL	1	1	1	1	1	1	1			
4	42303-KWF-950	SLEEVE, RR. WHEEL	1	1	1	1	1	1	1			
5	42304-KWS-900	COLLAR, RR. AXLE SLEEVE	1	1	1	1	1	1	1			
6	42615-KWS-900ZA	FLANGE SUB ASSY., FINAL DRIVEN *NH303M*	1	1	-	1	1	-	-			
7	42620-KTE-950	COLLAR, RR. AXLE DISTANCE ...	1	1	1	1	1	1	1			
8	42650-KWS-900	WHEEL SUB ASSY., RR.	1	1	-	1	1	-	-			
	42650-KWS-B00	-	-	1	-	-	1	1			
9	42653-001-004	O-RING, 40.5X3 (NIPPON DUST KEEPER)	1	1	1	1	1	1	1			
10	42711-KWS-901	TIRE, RR.(TVS) (80/100-17 M/C 53P)	1	1	1	1	1	1	1			
	42711-KWS-902	TIRE, RR.(MRF) (80/100-17 M/C 53P)	1	1	1	1	1	1	1			
11	42753-KWF-901	VALVE, RIM(TRITON)	1	1	1	1	1	1	1			
12	90128-KTE-910	BOLT, STUD, 8X20	4	4	4	4	4	4	4			
13	90309-KTE-911	NUT, FLANGE SPECIAL, 8MM	4	4	4	4	4	4	4			
14	90558-KTR-900	WASHER, RR. AXLE	1	1	1	1	1	1	1			
15	91051-KWF-901	BEARING, RADIAL BALL, 6203(UU) (NSK)	1	1	1	1	1	1	1			
	96150-62030-10	BEARING, RADIAL BALL, 6203UU	1	1	-	1	1	-	-			
	91051-K23-902	BEARING, RADIAL BALL, 6203UU (SKF)	-	-	1	-	-	1	1			

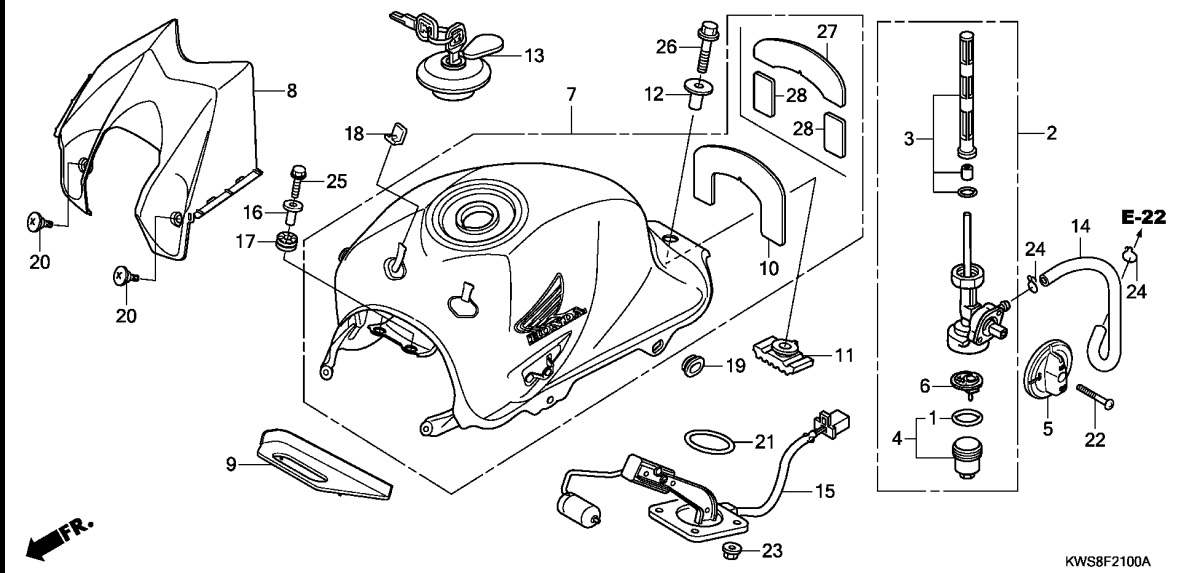
3



KWS8F1930B

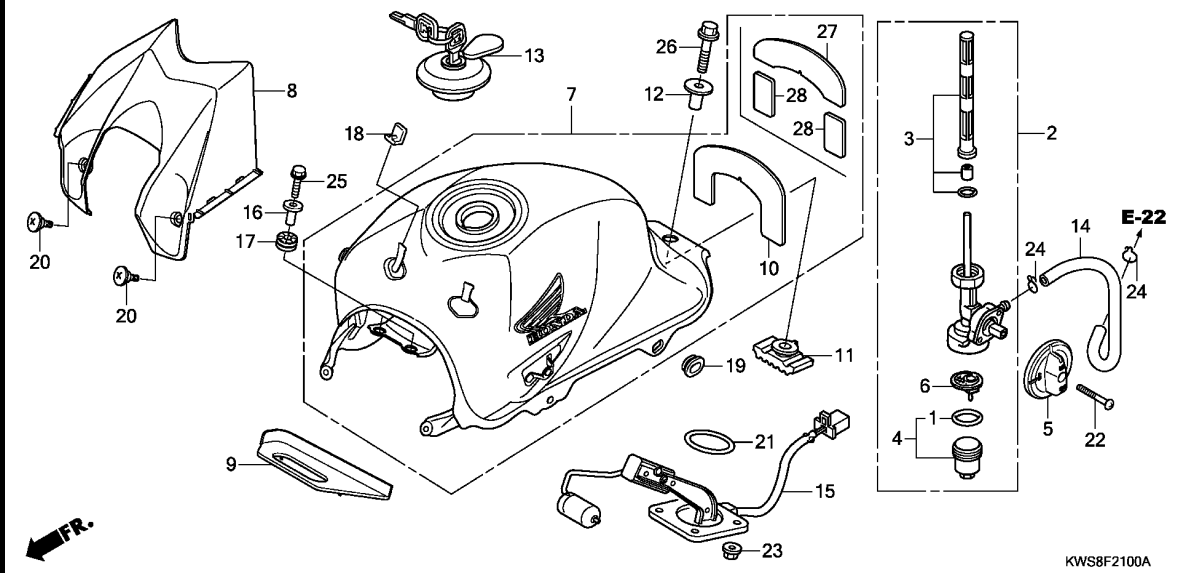
3

Ref. No.	Part No.	Description	Reqd. QTY									Serial No.	Parts catalogue code
			CBF110			CBF110M			CBF110MS				
			A	C	E	A	C	E	E				
15)	91051-K23-904	BEARING, RADIAL BALL, 6203UU (FAG)	-	-	1	-	-	1	1				
	91081-KYJ-711	BEARING, RADIAL BALL, 6203UU (NEI)	-	-	1	-	-	1	1				
16	91052-KWF-901	BEARING, RADIAL BALL, 6301(U) (NSK)	2	2	2	2	2	2	2				
	96140-63010-10	BEARING, RADIAL BALL, 6301U	2	2	-	2	2	-	-				
	91052-K23-903	BEARING, RADIAL BALL, 6301U (NEI)	-	-	2	-	-	2	2				
	91052-K23-905	BEARING, RADIAL BALL, 6301U (JTEKT)	-	-	2	-	-	2	2				
	91052-KWW-A81	BEARING, RADIAL BALL, 6301U (SKF)	-	-	2	-	-	2	2				
	91053-KWW-642	BEARING, RADIAL BALL, 6301U (FAG)	-	-	2	-	-	2	2				
17	91251-KGH-901	DUST SEAL, 27X40X4.5 (ARAI) ..	1	1	1	1	1	1	1				
18	42615-KWS-B00ZA	FLANGE SUB ASSY., FINAL DRIVEN *NH303M*	-	-	1	-	-	1	1				
		MAT AXIS GRAY METALLIC	-	-	1	-	-	1	1				



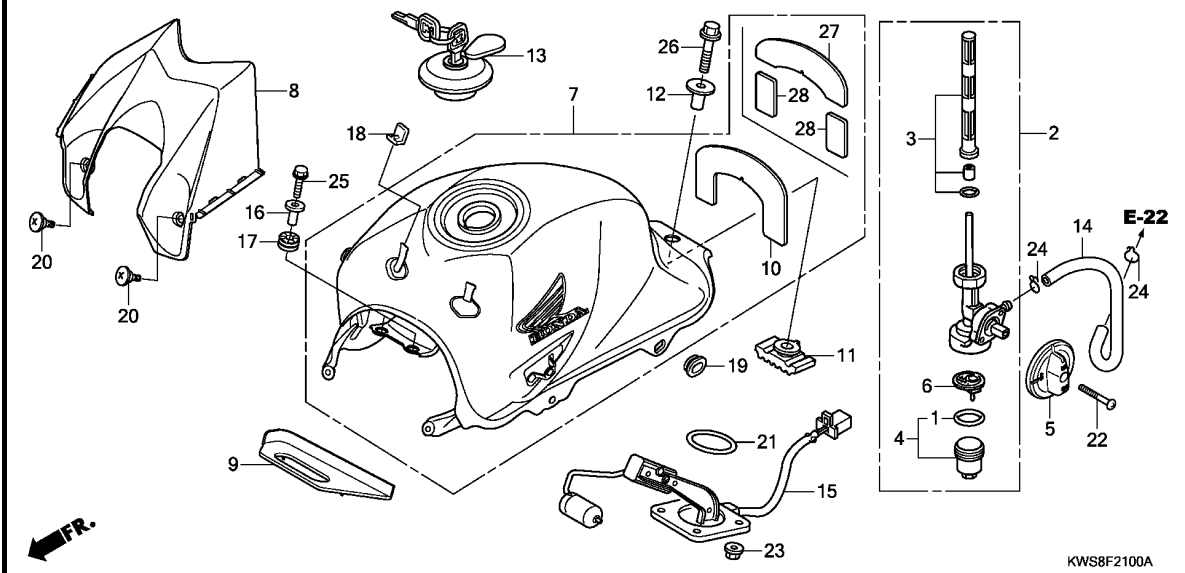
Ref. No.	L.O.N.	(Relative ref. Number) Description	F.R.T.
2	310110	COCK ASSY., FUEL	0.2
3	310115	SCREEN, FUEL STRAINER	0.2
4		(1,6)	
	3101A6	CUP, FUEL STRAINER	0.1
7	310100	TANK, FUEL	0.5
8	4131Q5	COVER, FUEL TANK CENTER	0.2
15		(21)	
	617105	FUEL TANK SENDING UNIT	0.5

Ref. No.	Part No.	Description	Reqd. QTY								Serial No.	Parts catalogue code
			CBF110			CBF110M			CBF110MS			
			A	C	E	A	C	E	E			
1	16173-001-004	PACKING, FUEL STRAINER CUP ..	1	1	1	1	1	1	1			
2	16950-KWS-901	COCK ASSY., FUEL	1	1	1	1	1	1	1			
3	16952-KWS-901	SCREEN SET, FUEL STRAINER ...	1	1	1	1	1	1	1			
4	16953-GT4-305	CUP SET, FUEL STRAINER	1	1	1	1	1	1	1			
5	16955-KWS-900	LEVER, FUEL COCK	1	1	1	1	1	1	1			
6	16959-HB3-005	FILTER, CUP	1	1	1	1	1	1	1			
7	17500-KWS-900ZH	TANK ASSY., FUEL (WL)										
	B202P	1.PEARL FIJI BLUE	1	-	-	1	-	-	-	-----	2CO,2ID,2LA,CO,ID,LA	
	17500-KWS-900ZJ	*GY142C*.....CANDY PALM GREEN	1	-	-	1	-	-	-	-----	2CO,2ID,2LA,CO,ID,LA	
	17500-KWS-900ZL	*R320P	1	-	-	1	-	-	-	-----	2CO,2ID,2LA,CO,ID,LA	
	17500-KWS-900ZM	*Y210M*										
		ELECTRIC YELLOW METALLIC	1	-	-	1	-	-	-	-----	2ID,ID	
	17500-KWS-930ZF	*NH1	1	-	-	1	-	-	-	-----	3ID,4ID	
	17500-KWS-930ZG	*R344	1	-	-	1	-	-	-	-----	3ID,4ID	
	17500-KWS-900ZK	*NHA84P	1	-	-	-	-	-	-	-----	CO,LA	
		PEARL NIGHTSTAR BLACK										
	17500-KWS-600ZC	*R320P*.....PEARL SIENA RED	-	1	-	-	1	-	-			
	17500-KWS-600ZD	*NH194MU*										
		HEAVY GRAY METALLIC-U	-	1	-	-	1	-	-			
	17500-KWS-600ZE	*NHA84P*PEARL NIGHTSTAR BLACK	-	1	-	-	1	-	-			
	17500-KWS-600ZG	*GY142C*.....CANDY PALM GREEN	-	1	-	-	1	-	-			
	17500-KWS-600ZB	*Y210M*										
		ELECTRIC YELLOW METALLIC	-	1	-	-	1	-	-	-----	2ID,ID	
	17500-KWS-600ZF	*NHA66P*..PEARL SUNBEAM WHITE	-	1	-	-	1	-	-	-----	2ID,ID	
	17500-KWS-B00ZB	*TYPE3*	-	-	1	-	-	1	1			
	17500-KWS-B00ZC	*TYPE2*	-	-	1	-	-	1	1			
	17500-KWS-B00ZD	*TYPE1*	-	-	1	-	-	1	1			
	17500-KWS-B00ZA	*TYPE4*	-	-	1	-	-	1	-	-----	2ID,5ID,6ID	

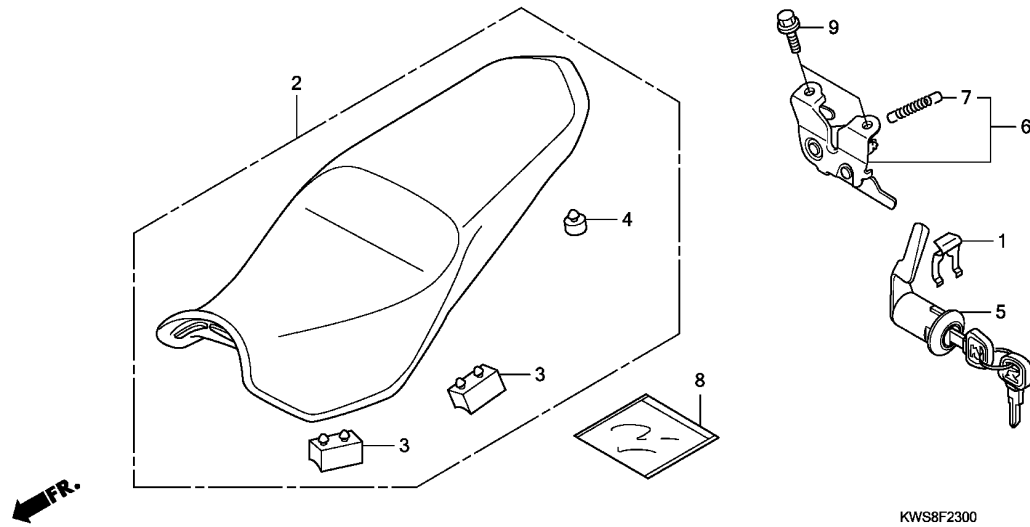


KWS8F2100A

Ref. No.	Part No.	Description	Reqd. QTY									Serial No.	Parts catalogue code
			CBF110			CBF110M			CBF110MS				
			A	C	E	A	C	E	E				
(7)	17500-KWS-900ZK	TANK ASSY., FUEL (WL) *NHA84P 1* PEARL NIGHTSTAR BLACK	-	-	-	1	-	-	-	-	-	2CO,2ID,2LA,CO,ID,LA	
8	17520-KWS-900ZK	COVER, TANK *Y210M* ELECTRIC YELLOW METALLIC	1	1	1	1	1	1	-	-	-	2ID,5ID,6ID,ID	
	17520-KWS-900ZD	*R320P*.....PEARL SIENA RED	1	1	-	1	1	-	-	-	-	2CO,2ID,2LA,CO,ID,LA	
	17520-KWS-900ZJ	*GY142C*.....CANDY PALM GREEN	1	1	-	1	1	-	-	-	-	2CO,2ID,2LA,CO,ID,LA	
	17520-KWS-900ZH	*R344*.....RISING RED	1	-	-	1	-	-	-	-	-	3ID,4ID	
	17520-KWS-900ZF	*NH1*.....BLACK	1	-	-	-	-	-	-	1	-	3ID,PE	
	17520-KWS-900ZA	*B202P*.....PEARL FIJI BLUE	1	-	-	-	-	-	-	-	-	CO,ID,LA	
	17520-KWS-900ZC	*NHA84P*PEARL NIGHTSTAR BLACK	1	-	-	-	-	-	-	-	-	CO,LA	
	17520-KWS-900ZQ	*NH194MU* HEAVY GRAY METALLIC-U	-	1	1	-	1	1	1	-	-	-	
	17520-KWS-900ZC	*NHA84P*PEARL NIGHTSTAR BLACK	-	1	-	1	1	-	-	-	-	2CO,2ID,2LA,CO,ID,LA	
	17520-KWS-900ZR	*NHA66P*..PEARL SUNBEAM WHITE	-	1	-	-	1	-	-	-	-	2ID,ID	
	17520-KWS-900ZA	*B202P*.....PEARL FIJI BLUE	-	1	-	-	-	-	-	-	-	CO,LA	
	17520-KWS-900ZS	*R321*.....SPORTS RED	-	-	1	-	-	1	1	-	-	-	
	17520-KWS-900ZF	*NH1*.....BLACK	-	-	1	-	-	-	-	-	-	-	
	17520-KWS-900ZA	*B202P*.....PEARL FIJI BLUE	-	-	-	1	-	-	-	-	-	2CO,2ID,2LA,CO,ID,LA	
	17520-KWS-900ZF	*NH1*.....BLACK	-	-	-	1	-	-	-	-	-	3ID,4ID	
	17520-KWS-900ZA	*B202P*.....PEARL FIJI BLUE	-	-	-	-	1	-	-	-	-	2CO,2LA,CO,LA	
	17520-KWS-900ZF	*NH1*.....BLACK	-	-	-	-	-	1	-	-	-	-	
9	17521-KWS-900	TRAY, FUEL	1	1	1	1	1	1	1	-	-	-	
10	17526-KWS-900	FILM, TANK PROTECTOR	1	-	-	1	-	-	-	-	-	-	
11	17613-KWS-900	RUBBER, FUEL TANK RR.	1	1	1	1	1	1	1	-	-	-	
12	17614-KR3-000	COLLAR, FUEL TANK MOUNTING	1	1	1	1	1	1	1	-	-	-	
13	17620-KWS-901	CAP COMP., FUEL FILLER	1	1	1	1	1	1	1	-	-	-	



Ref. No.	Part No.	Description	Reqd. QTY								Serial No.	Parts catalogue code
			CBF110			CBF110M			CBF110MS			
			A	C	E	A	C	E	E			
14	17681-KWS-900	TUBE, FUEL	1	1	1	1	1	1	1			
15	37800-KWS-901	FUEL UNIT	1	1	1	1	1	1	1			
16	61104-422-000	COLLAR, SETTING	2	2	2	2	2	2	2			
17	77208-KW7-900	RUBBER B, SEAT MOUNTING	2	2	2	2	2	2	2			
18	83502-KCC-900	GROMMET, SIDE COVER	2	2	2	2	2	2	2			
19	83551-300-000	GROMMET, AIR CLEANER CASE	2	2	2	2	2	2	2			
20	90107-KW7-900	BOLT, FAIRING SETTING	2	2	2	2	2	2	2			
21	91305-443-740	O-RING, 39.5X5	1	1	1	1	1	1	1			
22	93500-04040-0G	SCREW, PAN, 4X40	1	1	1	1	1	1	1			
23	94050-06000	NUT, FLANGE, 6MM	4	4	4	4	4	4	4			
24	95002-02100	CLIP, TUBE(B10)	2	2	2	2	2	2	2			
25	96001-06022-00	BOLT, FLANGE, 6X22	2	2	2	2	2	2	2			
26	95701-08028-00	BOLT, FLANGE, 8X28	1	1	1	1	1	1	1			
27	17526-KWS-600	FILM, TANK PROTECTOR	-	1	1	-	1	-	1			
28	17527-KWS-600	FILM, TANK SIDE PROTECTOR	-	2	2	-	2	2	2			



Ref. No.	L.O.N.	(Relative ref. Number) Description	F.R.T.
2	4131E4	SEAT :DOUBLE	0.1
5	4131F2	KEY, SEAT LOCK	0.5
6	4131E8	CATCH, SEAT :REAR SIDE	0.5

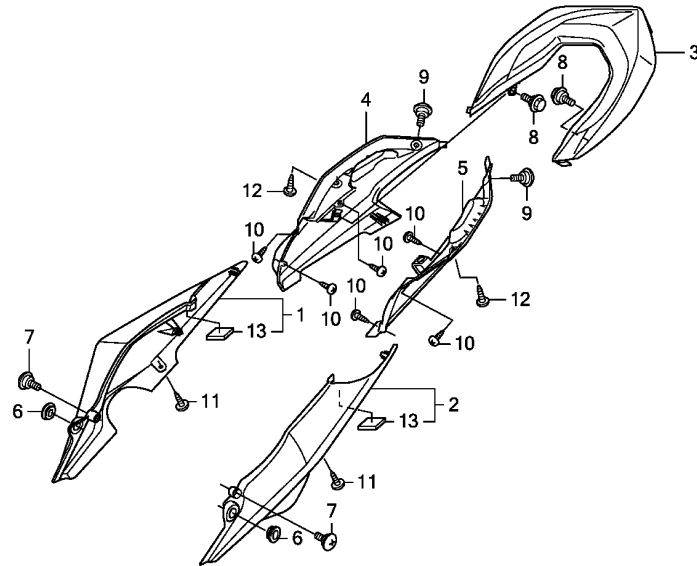
3

Ref. No.	Part No.	Description	Reqd. QTY								Serial No.	Parts catalogue code	
			CBF110			CBF110M			CBF110MS				
			A	C	E	A	C	E	E	E			
1	75581-GN8-920	SPRING, LOCK KEY SETTING	1	1	1	1	1	1	1	1	1		
2	77200-KWS-901	SEAT ASSY., DOUBLE	1	1	1	1	1	1	1	1	1		
3	77204-KCC-900	RUBBER A, SEAT SETTING	4	4	4	4	4	4	4	4	4		
4	77206-KWS-900	RUBBER, SEAT SETTING	2	2	2	2	2	2	2	2	2		
5	77225-KWS-900	LOCK ASSY., SEAT	1	1	1	1	1	1	1	1	1		
6	77235-KWS-900	CATCH COMP., SEAT	1	1	1	1	1	1	1	1	1		
7	77236-GBL-000	SPRING, SEAT CATCH	1	1	1	1	1	1	1	1	1		
8	77251-KPL-900	BAG, SERVICE BOOK	1	1	1	1	1	1	1	1	1		
9	95701-06012-08	BOLT, FLANGE, 6X12	2	2	2	2	2	2	2	2	2		

F-23-10

REAR COWL

H 9

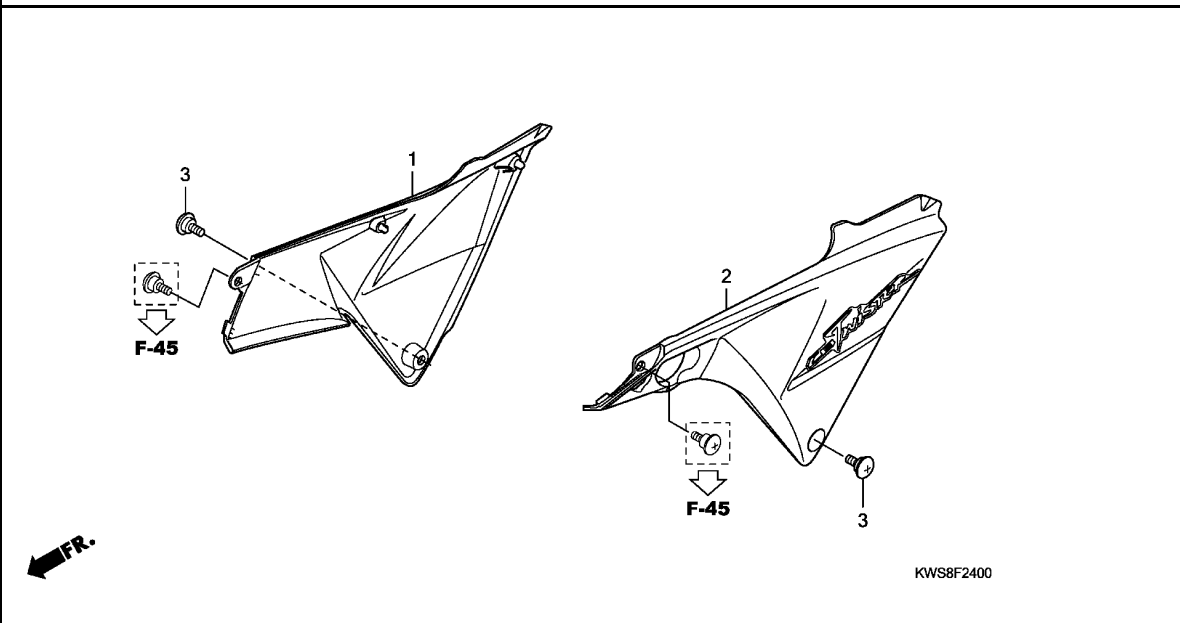


KWS8F2310A

Ref. No.	L.O.N.	(Relative ref. Number) Description	F.R.T.
1	4111X7	COWL, REAR :RIGHT	0.5
2	4111X6	COWL, REAR :LEFT	0.5
	4111X8	COWL, REAR :BOTH	0.5
3	4111K7	COWL, REAR CENTER	0.6
4	4111J4	COWL, SEAT :RIGHT	0.6
5	4111J3	COWL, SEAT :LEFT	0.6
	4111M1	COWL, SEAT :BOTH	0.6

Ref. No.	Part No.	Description	Reqd. QTY								Serial No.	Parts catalogue code
			CBF110			CBF110M			CBF110MS			
			A	C	E	A	C	E	E			
1	77210-KWS-900ZC	COWL, R. RR. *NHA95M*SWORD SILVER METALLIC	1	1	1	1	1	1	1	-----	-----	2C0,2ID,2LA,5ID,6ID,CO,ID,LA,PE
	77210-KWS-900ZB	*R344*.....RISING RED	1	-	-	1	-	-	-	-----	-----	3ID,4ID
	77210-KWS-900ZA	*NH1*.....BLACK	1	-	-	-	-	-	1	-----	-----	3ID,PE
	77210-KWS-900ZF	*R321*.....SPORTS RED	-	-	1	-	-	-	1	-----	-----	3ID,4ID
	77210-KWS-900ZA	*NH1*.....BLACK	-	-	1	-	-	-	-	-----	-----	3ID,4ID
2	77220-KWS-900ZC	COWL, L. RR. *NHA95M*SWORD SILVER METALLIC	1	1	1	1	1	1	1	-----	-----	2C0,2ID,2LA,5ID,6ID,CO,ID,LA,PE
	77220-KWS-900ZB	*R344*.....RISING RED	1	-	-	1	-	-	-	-----	-----	3ID,4ID
	77220-KWS-900ZA	*NH1*.....BLACK	1	-	-	-	-	-	1	-----	-----	3ID,PE
	77220-KWS-900ZF	*R321*.....SPORTS RED	-	-	1	-	-	-	1	-----	-----	3ID,4ID
	77220-KWS-900ZA	*NH1*.....BLACK	-	-	1	-	-	-	-	-----	-----	3ID,4ID
3	77230-KWS-900	COWL, RR. CENTER	1	1	1	1	1	1	1			
4	77250-KWS-900	BASE, R. RR. COWL	1	1	1	1	1	1	1			
5	77260-KWS-900	BASE, L. RR. COWL	1	1	1	1	1	1	1			
6	83551-GE2-000	GROMMET, AIR CLEANER CASE ...	2	2	2	2	2	2	2			
7	90105-MN5-000	SCREW, INNER PANEL	2	2	2	2	2	2	2			
8	90111-KAN-900	BOLT, FLANGE, 6MM	2	2	2	2	2	2	2			
9	90150-MBG-000	SCREW, PAN, 5X15	2	2	2	2	2	2	2			
10	93903-24320	SCREW, TAPPING, 4X12	6	6	6	6	6	6	6			
11	93903-24380	SCREW, TAPPING, 4X12	2	2	2	2	2	2	2			
12	93903-25380	SCREW, TAPPING, 5X16	2	2	2	2	2	2	2			
13	50386-130-690	CUSHION C, BATTERY	2	2	2	2	2	2	2			

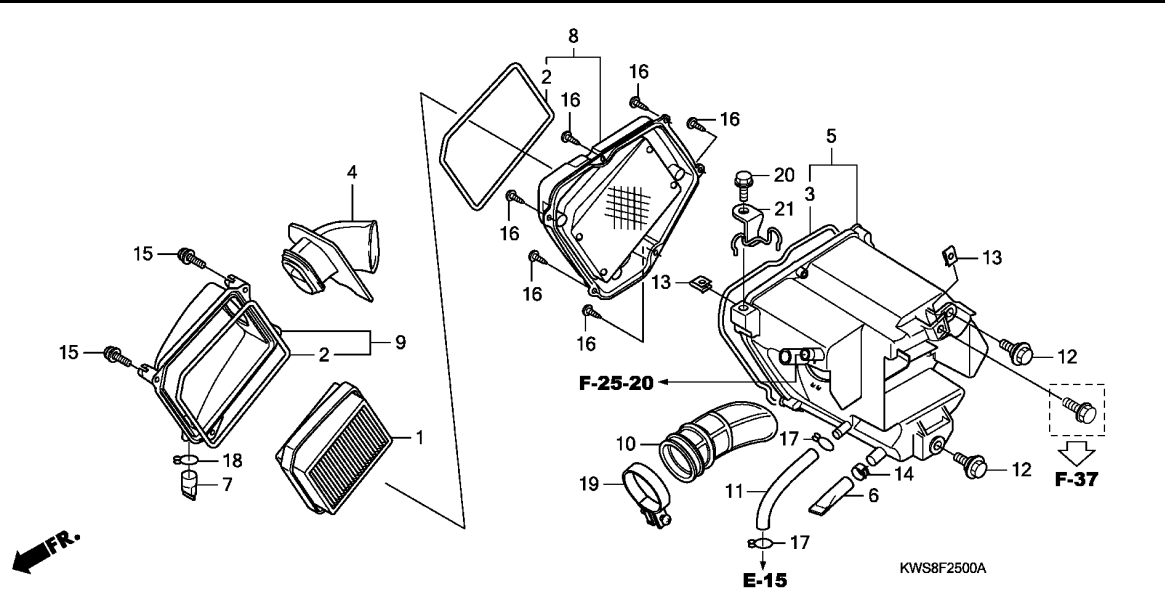
3



Ref. No.	L.O.N.	(Relative ref. Number) Description	F.R.T.
1	4111H9	COVER, SIDE :RIGHT	0.1
2	4111H8	COVER, SIDE :LEFT	0.1
	4111J0	COVER, SIDE :BOTH	0.1

3

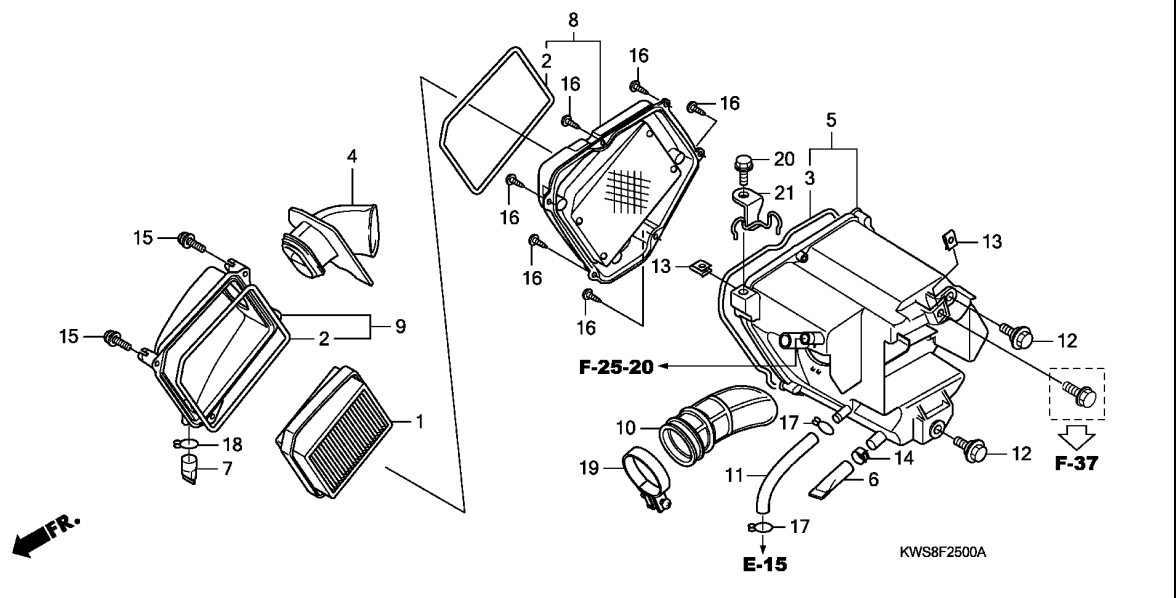
Ref. No.	Part No.	Description	Reqd. QTY									Serial No.	Parts catalogue code
			CBF110			CBF110M			CBF110MS				
			A	C	E	A	C	E	E				
1	83500-KWS-840ZA	COVER SET, R. SIDE(WL)											
		TYPE1.....	1	1	1	1	1	1	1	-----	-----	2C0,2LA,CO,LA,PE	
	83500-KWS-900ZA	*TYPE1*.....	1	-	-	1	-	-	-	-----	-----	2ID,3ID,4ID,ID	
	83500-KWS-600ZA	*TYPE1*.....	-	1	1	-	1	1	-	-----	-----	2ID,5ID,6ID,ID	
2	83600-KWS-840ZA	COVER SET, L. SIDE(WL)											
		TYPE1.....	1	1	1	1	1	1	1	-----	-----	2C0,2LA,CO,LA,PE	
	83600-KWS-900ZA	*TYPE1*.....	1	-	-	1	-	-	-	-----	-----	2ID,3ID,4ID,ID	
	83600-KWS-600ZA	*TYPE1*.....	-	1	1	-	1	1	-	-----	-----	2ID,5ID,6ID,ID	
3	90103-KWS-900	BOLT, COWL SETTING	2	2	2	2	2	2	2				



Ref. No.	L.O.N.	(Relative ref. Number) Description	F.R.T.
1		(2)	
312105		ELEMENT, AIR CLEANER	0.1
5		3121D1 CASE, AIR CLEANER :LOWER	0.7
8		3121D0 CASE, AIR CLEANER :MIDDLE	0.2
9		(4)	
312102		COVER, AIR CLEANER CASE	0.1
10		3121B6 TUBE, AIR CLEANER CONNECTING	0.7

Ref. No.	Part No.	Description	Reqd. QTY								Serial No.	Parts catalogue code
			CBF110			CBF110M			CBF110MS			
A	C	E	A	C	E	E						
1	17211-KWS-900	ELEMENT COMP., AIR CLEANER ..	1	1	-	1	1	-	1			
	17211-KWS-B00	-	-	1	-	-	1		-----	2ID,2LA,5ID,6ID,LA	
	17211-KWS-900	-	-	1	-	-	-		-----	CO	
		-	-	-	-	-	1		-----	2CO,CO	
2	17214-KWS-900	SEAL B, AIR CLEANER	2	2	2	2	2	2				
3	17215-KWS-900	SEAL A, AIR CLEANER	1	1	1	1	1	1				
4	17219-KWS-900	DUCT, AIR CLEANER	1	1	1	1	1	1				
5	17225-KWS-900	CASE SUB ASSY., AIR CLEANER ..	1	-	-	1	-	-				
	17225-KWS-600	-	1	-	-	1	-				
	17225-KWS-B00	-	-	1	-	-	1		-----	2ID,2LA,5ID,6ID,LA	
	17225-KWS-600	-	-	1	-	-	-		-----	CO	
		-	-	-	-	1	-		-----	2CO,CO	
6	17227-KWS-900	TUBE, VINYL, 11X15X70	1	1	1	1	1	1				
7	17234-KCC-941	TUBE, AIR CLEANER DRAIN	1	1	1	1	1	1				
8	17235-KWS-900	HOLDER SUB ASSY., AIR CLEANER	1	1	-	1	1	-				
	17235-KWS-B00	-	-	1	-	-	1		-----	2ID,2LA,5ID,6ID,LA	
	17235-KWS-900	-	-	1	-	-	-		-----	CO	
		-	-	-	-	1	-		-----	2CO,CO	
9	17245-KWS-900	COVER SUB ASSY., AIR CLEANER	1	-	-	1	-	-				
	17245-KWS-600	-	1	-	-	1	-				
	17245-KWS-B00	-	-	1	-	-	1		-----	2ID,2LA,5ID,6ID,LA	
	17245-KWS-600	-	-	1	-	-	-		-----	CO	
		-	-	-	-	1	-		-----	2CO,CO	
10	17253-KWS-900	TUBE, AIR CLEANER CONNECTING	1	1	1	1	1	1				
11	17371-KWS-900	TUBE, BREATHER	1	1	1	1	1	1				
12	90111-162-000	BOLT, FLANGE, 6MM	2	2	2	2	2	2				
13	90311-KSH-900	NUT, CLIP, 6MM	2	2	2	2	2	2				



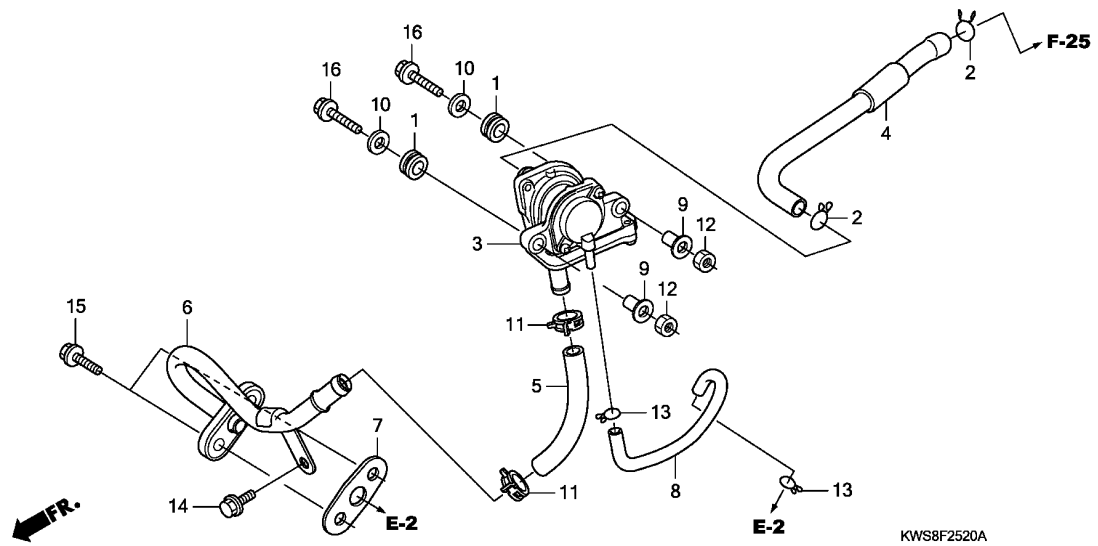


Ref. No.	Part No.	Description	Reqd. QTY								Serial No.	Parts catalogue code
			CBF110			CBF110M			CBF110MS			
			A	C	E	A	C	E	E			
14	91406-KFN-850	CLAMP, TUBE(D14.5)	1	1	1	1	1	1	1			
15	93893-05016-00	SCREW-WASHER, 5X16	4	4	4	4	4	4	4			
16	93903-25380	SCREW, TAPPING, 5X16	6	6	6	6	6	6	6			
17	95002-02120	CLIP, TUBE(B12)	2	2	2	2	2	2	2			
18	95002-02130	CLIP, TUBE(B12.5)	1	1	1	1	1	1	1			
19	95018-46250	BAND, AIR CLEANER CONNECTING TUBE(46)	1	1	1	1	1	1	1			
20	95701-06016-08	BOLT, FLANGE, 6X16	1	1	1	1	1	1	1			
21	16195-KWS-900	GUIDE COMP., AIR VENT TUBE ..	1	1	1	1	1	1	1			

F-25-20

AIR SUCTION VALVE

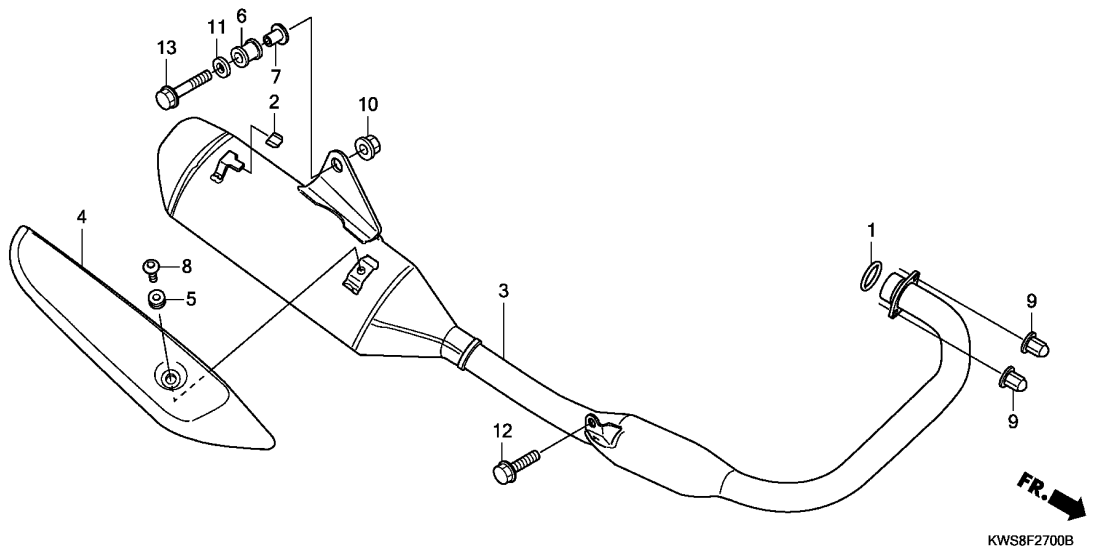
H13



Ref. No.	L.O.N.	(Relative ref. Number) Description	F.R.T.
3	314130	VALVE, SECONDARY AIR CONTROL (7)	0.3
6	3111D1	PIPE, SECONDARY AIR	0.1

Ref. No.	Part No.	Description	Reqd. QTY								Serial No.	Parts catalogue code
			CBF110			CBF110M			CBF110MS			
			A	C	E	A	C	E	E			
1	11344-MB0-000	GROMMET A, RR. COVER(8X16X6.6)	2	2	2	2	2	2	2			
2	17316-611-000	CLIP, BREATHER TUBE	2	2	2	2	2	2	2			
3	18600-KWS-901	VALVE ASSY., AIR SUCTION	1	1	1	1	1	1	1			
4	18601-KWS-900	TUBE A, AIR SUCTION VALVE	1	1	1	1	1	1	1			
5	18602-KWS-900	TUBE B, AIR SUCTION VALVE	1	1	1	1	1	1	1			
6	18640-KWS-900	PIPE COMP., AIR FEED	1	1	1	1	1	1	1			
7	18645-KPH-C00	GASKET, AIR FEED PIPE	1	1	1	1	1	1	1			
8	18655-KWS-900	TUBE, AIR SUCTION VALVE(PB)	1	1	1	1	1	1	1			
9	83119-GT4-000	COLLAR, METER	2	2	2	2	2	2	2			
10	90450-ZA0-000	WASHER, PLAIN, 6X16	2	2	2	2	2	2	2			
11	90678-MR1-690	CLIP, HOSE	2	2	2	2	2	2	2			
12	94001-06000-OS	NUT, HEX., 6MM	2	2	2	2	2	2	2			
13	95002-02070	CLIP, TUBE(B7)	2	2	2	2	2	2	2			
14	95701-06016-00	BOLT, FLANGE, 6X16	1	1	1	1	1	1	1			
15	95701-06020-00	BOLT, FLANGE, 6X20	2	2	2	2	2	2	2			
16	96001-06025-00	BOLT, FLANGE, 6X25	2	2	2	2	2	2	2			

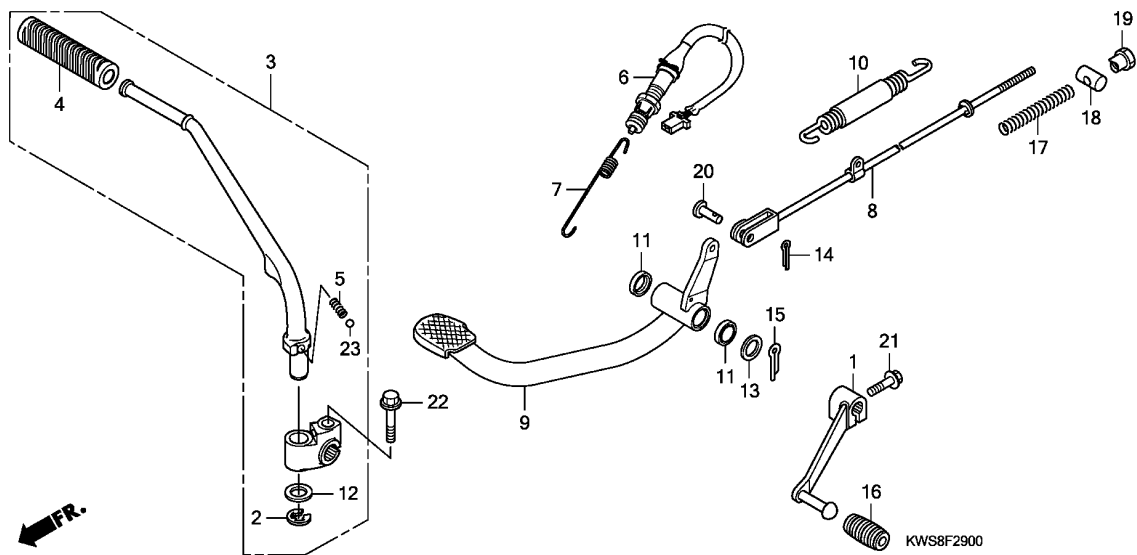
3



Ref. No.	L.O.N.	(Relative ref. Number) Description	F.R.T.
1	3131B4	GASKET, EXHAUST PIPE	0.2
3	313120	MUFFLER	0.2
4	3131D3	COVER, MUFFLER :REAR	0.1

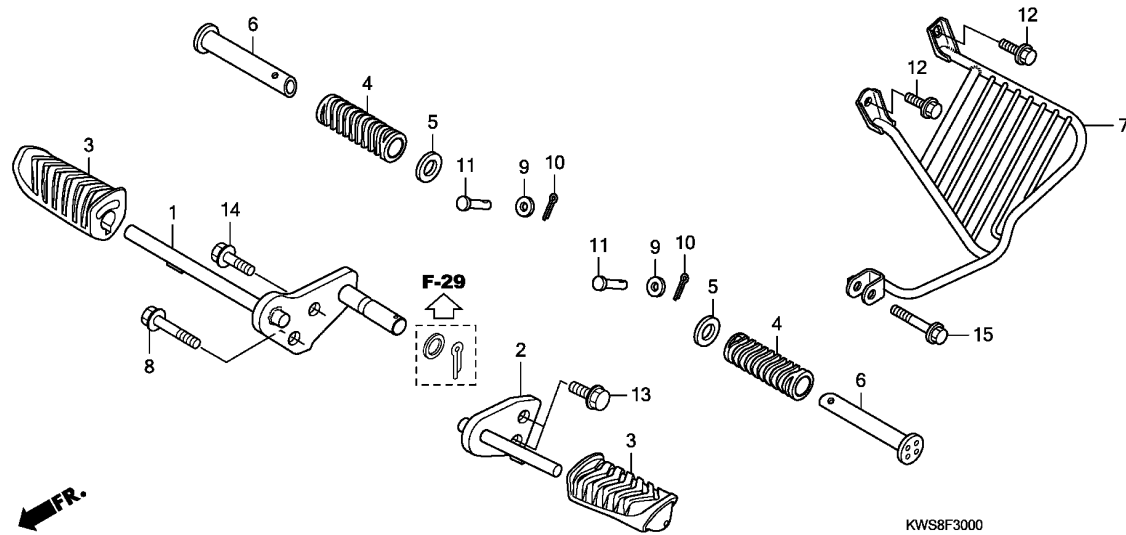
3

Ref. No.	Part No.	Description	Reqd. QTY								Serial No.	Parts catalogue code
			CBF110			CBF110M			CBF110MS			
			A	C	E	A	C	E	E			
1	18291-GE2-921	GASKET, EX. PIPE	1	1	1	1	1	1	1			
2	18293-KPK-900	RUBBER, PROTECTOR PACKING ...	1	1	1	1	1	1	1			
3	18300-KWS-901	MUFFLER COMP., EX.	1	1	-	1	1	-	-			
	18300-KWS-B00	-	-	1	-	-	1	1			
4	18313-KWS-900	COVER, MUFFLER	1	1	-	1	1	-	-			
	18313-KWS-B00	-	-	1	-	-	1	1			
5	18345-MBT-610	RUBBER, PROTECTOR MOUNTING ..	1	1	1	1	1	1	1			
6	18421-438-670	RUBBER, MUFFLER MOUNTING	1	1	1	1	1	1	1			
7	18442-KRC-900	COLLAR, MUFFLER MOUNTING	1	1	1	1	1	1	1			
8	90113-GFP-B00	SCREW, PAN, 6X12	1	1	1	1	1	1	1			
9	90305-KSP-900	NUT, EXHAUST PIPE, 8MM	2	2	2	2	2	2	2			
10	94050-10000	NUT, FLANGE, 10MM	1	1	1	1	1	1	1			
11	94103-10000	WASHER, PLAIN, 10MM	1	1	1	1	1	1	1			
12	95701-08016-07	BOLT, FLANGE, 8X16	1	1	1	1	1	1	1			
13	95801-10055-00	BOLT, FLANGE, 10X55	1	1	1	1	1	1	1			



Ref. No.	L.O.N.	(Relative ref. Number) Description	F.R.T.
1	4101A1	PEDAL, GEAR CHANGE	0.1
3	112107	ARM, KICK STARTER	0.1
6	6151B5	SWITCH, REAR STOP :PEDAL SIDE	0.2
8	811135	ROD, REAR BRAKE	0.4
9		(11)	
	810160	PEDAL, REAR BRAKE	0.4
10	8101A8	SPRING, BRAKE PEDAL	0.2

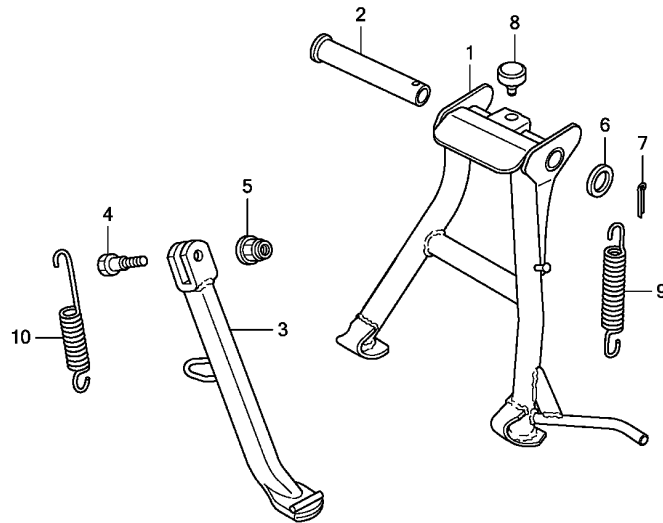
Ref. No.	Part No.	Description	Reqd. QTY								Serial No.	Parts catalogue code
			CBF110			CBF110M			CBF110MS			
			A	C	E	A	C	E	E			
1	24701-KWS-900	PEDAL, GEAR CHANGE	1	1	1	1	1	1	1			
2	28293-333-000	CLIP, KICK STARTER ARM	1	1	1	1	1	1	1			
3	28300-KWS-900	ARM ASSY., KICK STARTER	1	1	1	1	1	1	1			
4	28311-KWS-900	RUBBER, KICK STARTER	1	1	1	1	1	1	1			
5	28333-KK0-000	SPRING, KICK STARTER	1	1	1	1	1	1	1			
6	35350-KWS-901	SWITCH ASSY., RR. STOP	1	1	1	1	1	1	1			
7	35357-KWS-900	SPRING, STOP SWITCH	1	1	1	1	1	1	1			
8	43451-KTE-910	ROD COMP., RR. BRAKE	1	1	1	1	1	1	1			
9	46500-KWS-900	PEDAL COMP., BRAKE	1	1	-	1	1	-	-			
	46500-KWS-B00	-	-	1	-	-	1	1			
10	46513-KWF-900	SPRING SET, BRAKE PEDAL	1	1	1	1	1	1	1			
11	46525-KK0-003	DUST SEAL, 17X20X2.5	2	2	-	2	2	-	-			
12	90505-KRM-860	WASHER, 15.5X22	1	1	1	1	1	1	1			
13	90521-028-000	WASHER, 17X22	1	1	1	1	1	1	1			
14	94201-20120	PIN, SPLIT, 2.0X12	1	1	1	1	1	1	1			
15	94201-30300	PIN, SPLIT, 3.0X30	1	1	1	1	1	1	1			
16	95011-40000	RUBBER, CHANGE PEDAL	1	1	1	1	1	1	1			
17	95014-73100	SPRING A, BRAKE ROD	1	1	1	1	1	1	1			
18	95015-32001	JOINT B, BRAKE ARM	1	1	1	1	1	1	1			
19	95015-42000	NUT B, BRAKE ROD ADJUSTING ..	1	1	1	1	1	1	1			
20	95015-53000	PIN C, JOINT	1	1	1	1	1	1	1			
21	95701-06020-07	BOLT, FLANGE, 6X20	1	1	1	1	1	1	1			
22	95701-08035-00	BOLT, FLANGE, 8X35	1	1	1	1	1	1	1			
23	96211-08000	BALL, STEEL, #8(1/4)	1	1	1	1	1	1	1			



Ref. No.	L.O.N.	(Relative ref. Number) Description	F.R.T.
1	4101C4	BRACKET, STEP :RIGHT	0.2
2	4101C3	BRACKET, STEP :LEFT	0.2
	4101N7	BRACKET, STEP :BOTH	0.2
3	4101D3	RUBBER, STEP :LEFT	0.1
	4101D4	RUBBER, STEP :RIGHT	0.1
	4101L8	RUBBER, STEP :BOTH	0.2
4	4101R3	RUBBER, PILLION STEP	0.1
	4101R3A	.For each add	0.1
6	4101C7	BAR, PILLION STEP :LEFT	0.1
	4101C8	BAR, PILLION STEP :RIGHT	0.1
	4101P4	BAR, PILLION STEP :BOTH	0.2
7	4101W5	GUARD, PILLION STEP	0.4

3

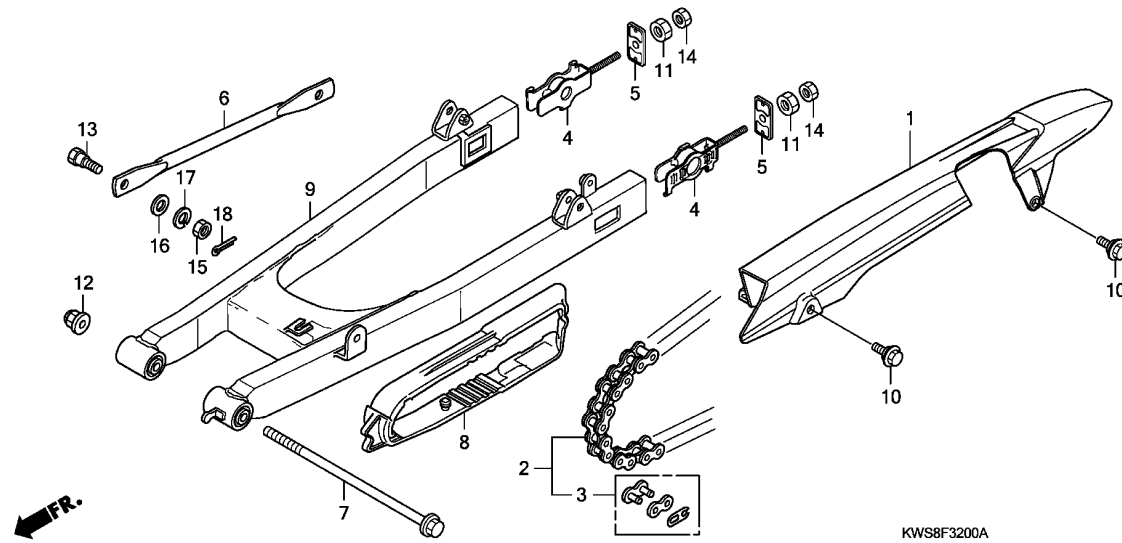
Ref. No.	Part No.	Description	Reqd. QTY								Serial No.	Parts catalogue code
			CBF110			CBF110M			CBF110MS			
			A	C	E	A	C	E	E			
1	50610-KWS-900	BRACKET COMP., R. STEP	1	1	1	1	1	1	1			
2	50620-KWS-900	BRACKET COMP., L. STEP	1	1	1	1	1	1	1			
3	50661-KWS-900	RUBBER, STEP	2	2	2	2	2	2	2			
4	50711-KWS-900	RUBBER, PILLION STEP	2	2	2	2	2	2	2			
5	50712-405-000	WASHER, PILLION STEP	2	2	2	2	2	2	2			
6	50715-405-000	BAR, PILLION STEP	2	2	2	2	2	2	2			
7	51103-KWS-900	GUARD, SARI	(1)	(1)	-	-	-	-	(1)	-----	3ID,ID,PE	
			-	-	(1)	-	-	-	-	-----	2ID,3ID,4ID,ID	
			-	-	-	(1)	(1)	-	-	-----	2ID,3ID,4ID,ID	
8	90155-KWS-900	BOLT, FLANGE, 8X35	1	1	1	1	1	1	1			
9	94101-06000	WASHER, PLAIN, 6MM	2	2	2	2	2	2	2			
10	94201-16120	PIN, SPLIT, 1.6X12	2	2	2	2	2	2	2			
11	95015-81000	PIN A, PILLION STEP	2	2	2	2	2	2	2			
12	95701-08012-08	BOLT, FLANGE, 8X12	(2)	(2)	-	-	-	-	-	-----	3ID,ID	
			-	-	(2)	-	-	-	-	-----	2ID,LA	
			-	-	-	(2)	(2)	-	-	-----	2ID,3ID,4ID,ID	
			-	-	-	-	-	(2)	-	-----	2LA,5ID,6ID,LA	
13	95701-08016-07	BOLT, FLANGE, 8X16	2	2	2	2	2	2	2			
14	95701-08020-07	BOLT, FLANGE, 8X20	1	1	1	1	1	1	1			
15	95701-08035-00	BOLT, FLANGE, 8X35	(1)	(1)	-	-	-	-	(1)	-----	3ID,ID,PE	
			-	-	(1)	-	-	-	-	-----	2ID,3ID,4ID,ID	
			-	-	-	(1)	(1)	-	-	-----	2ID,3ID,4ID,ID	
			-	-	-	-	-	(1)	-	-----		



KWS8F3100A

Ref. No.	L.O.N.	(Relative ref. Number) Description	F.R.T.
1	410175	STAND, MAIN	0.4
3	410180	BAR, SIDE STAND	0.2
9	410176	SPRING, MAIN STAND	0.2
10	410182	SPRING, SIDE STAND	0.1

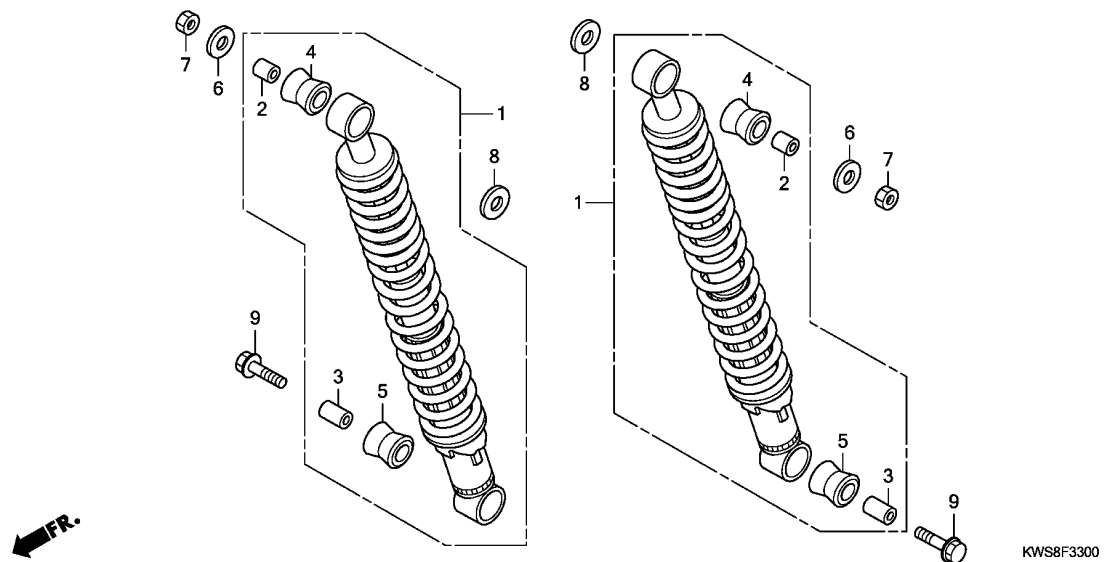
Ref. No.	Part No.	Description	Reqd. QTY								Serial No.	Parts catalogue code
			CBF110			CBF110M			CBF110MS			
			A	C	E	A	C	E	E	E		
1	50500-KWS-900	STAND COMP., MAIN	1	1	1	1	1	1	1	1		
2	50526-KWS-900	SHAFT, MAIN STAND PIVOT	1	1	1	1	1	1	1	1		
3	50530-KWS-900	BAR COMP., SIDE STAND	1	1	1	1	1	1	1	1		
4	90107-GN1-010	SCREW, SIDE STAND PIVOT	1	1	1	1	1	1	1	1		
5	90304-KTE-911	NUT, FLANGE SPECIAL, 10MM (SIMMODS MARSHALL)	1	1	1	1	1	1	1	1		
6	90521-028-000	WASHER, 17X22	1	1	1	1	1	1	1	1		
7	94201-30300	PIN, SPLIT, 3.0X30	1	1	1	1	1	1	1	1		
8	95011-62000	RUBBER B, STAND STOPPER	1	1	1	1	1	1	1	1		
9	95014-71702	SPRING G, MAIN STAND	1	1	1	1	1	1	1	1		
10	95014-72102	SPRING A, SIDE STAND	1	1	1	1	1	1	1	1		



Ref. No.	L.O.N.	(Relative ref. Number) Description	F.R.T.
1	410195	CASE, DRIVE CHAIN	0.1
2	213165	CHAIN, DRIVE	0.2
6	7111H2	ARM, REAR BRAKE STOPPER	0.2
8	4101E5	SLIDER, CHAIN	0.2
9	5121B0	SWINGARM ASSEMBLY	0.8

3

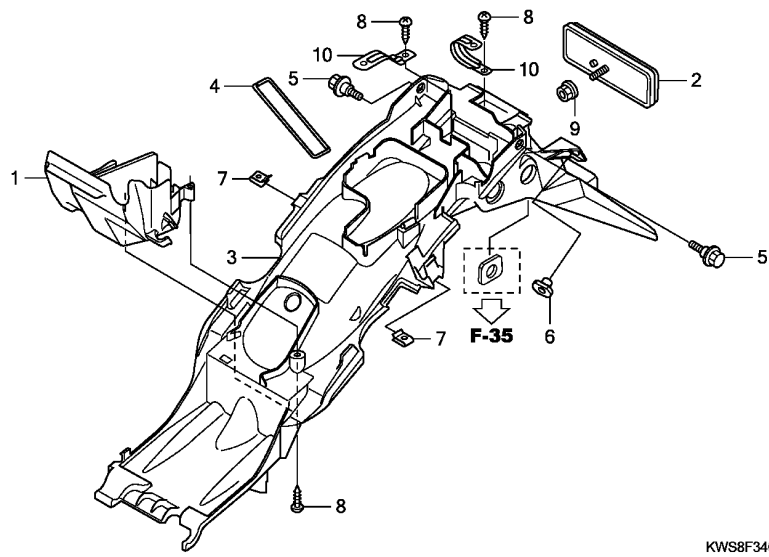
Ref. No.	Part No.	Description	Reqd. QTY								Serial No.	Parts catalogue code
			CBF110			CBF110M			CBF110MS			
			A	C	E	A	C	E	E			
1	40510-KWS-900	CASE, DRIVE CHAIN	1	1	1	1	1	1	1			
2	40530-KWF-961	CHAIN, DRIVE(LGB R428HBS-118L)	1	1	1	1	1	1	1			
3	40531-KWF-961	JOINT, DRIVE CHAIN(LGB)	1	1	1	1	1	1	1			
4	40544-KWF-961	ADJUSTER COMP., R. CHAIN	2	2	2	2	2	2	2			
5	40546-KWF-900	CAP, SWINGARM END	2	2	-	2	2	-	-			
	40546-KWF-950	-	-	2	-	-	2	2			
6	43431-KTE-910	ARM, RR. BRAKE STOPPER	1	1	1	1	1	1	1			
7	52101-KWS-900	BOLT, SWINGARM PIVOT	1	1	1	1	1	1	1			
8	52170-KWS-900	SLIDER, CHAIN	1	1	1	1	1	1	1			
9	52200-KWS-900	SWINGARM SUB ASSY., RR.	1	1	1	1	1	1	1			
10	90111-KWF-900	BOLT, FLANGE, 6MM	2	2	2	2	2	2	2			
11	90302-KBP-900	NUT, SPECIAL, 6MM	2	2	2	2	2	2	2			
12	90306-KST-942	NUT, FLANGE, 12MM										
		(LEO FASTENERS)	1	1	1	1	1	1	1			
	90306-KTE-911	NUT, FLANGE SPECIAL, 12MM										
		(SIMMONDS MARSHALL)	1	1	1	1	1	1	1			
13	92812-10000	BOLT A, STOPPER ARM	1	1	1	1	1	1	1			
14	94001-06000-OS	NUT, HEX., 6MM	2	2	2	2	2	2	2			
15	94001-08000-OS	NUT, HEX., 8MM	1	1	1	1	1	1	1			
16	94101-08000	WASHER, PLAIN, 8MM	1	1	1	1	1	1	1			
17	94111-10000	WASHER, SPRING, 10MM	1	1	1	1	1	1	1			
18	94201-20150	PIN, SPLIT, 2.0X15	1	1	1	1	1	1	1			



Ref. No.	L.O.N.	(Relative ref. Number) Description	F.R.T.
1	5121B6	CUSHION ASSY., REAR :LEFT	0.5
	5121B7	CUSHION ASSY., REAR :RIGHT	0.5
	5121B8	CUSHION ASSY., REAR :BOTH	0.6

Ref. No.	Part No.	Description	Reqd. QTY								Serial No.	Parts catalogue code
			CBF110			CBF110M			CBF110MS			
			A	C	E	A	C	E	E			
1	52400-KWS-901	CUSHION ASSY., RR.	2	2	2	2	2	2	2			
2	52486-KWS-901	COLLAR, RUBBER BUSH(GABRIEL)	2	2	2	2	2	2	2			
3	52487-KWS-901	COLLAR, RUBBER BUSH(GABRIEL)	2	2	2	2	2	2	2			
4	52489-KWS-901	BUSH, RUBBER(GABRIEL)	2	2	2	2	2	2	2			
5	52495-KWS-901	BUSH, RUBBER	2	2	2	2	2	2	2			
6	90551-KTE-910	WASHER, SPECIAL, 10MM	2	2	2	2	2	2	2			
7	94030-10000	NUT, HEX., 10MM	2	2	2	2	2	2	2			
8	94101-12000	WASHER, PLAIN, 12MM	2	2	2	2	2	2	2			
9	95801-10035-00	BOLT, FLANGE, 10X35	2	2	2	2	2	2	2			

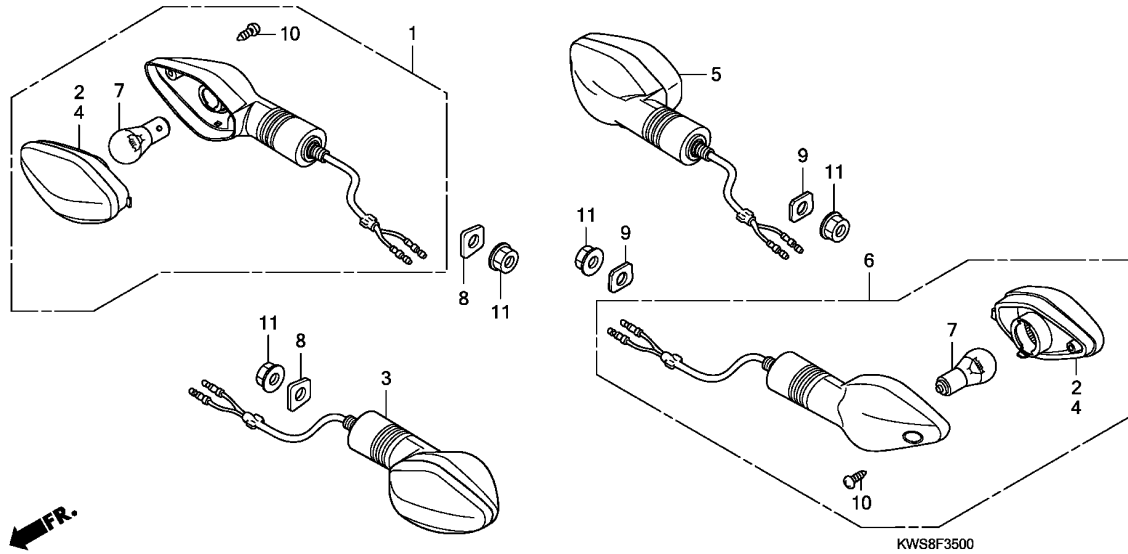




Ref. No.	L.O.N. (Relative ref. Number)	Description	F.R.T.
3	413102	FENDER, REAR	0.8

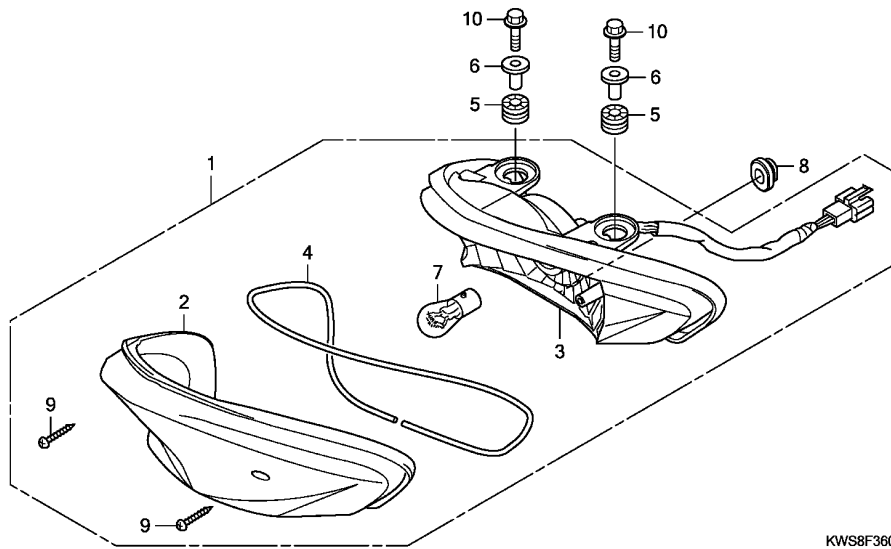
3

Ref. No.	Part No.	Description	Reqd. QTY								Serial No.	Parts catalogue code
			CBF110			CBF110M			CBF110MS			
			A	C	E	A	C	E	E			
1	17234-KWS-900	COVER, DUCT	1	1	1	1	1	1	1			
2	33741-KPL-901	REFLECTOR, REFLEX	1	-	-	1	-	-	-			
	33741-KPL-902	-	1	1	-	1	1	1			
3	80100-KWS-900ZA	FENDER SET, RR.(WL) *TYPE1*	1	1	1	1	1	1	1			
4	83606-KWS-901	BAND, TOOL	1	1	1	1	1	1	1			
5	90111-162-000	BOLT, FLANGE, 6MM	2	2	2	2	2	2	2			
6	90311-KTE-910	NUT, RR. FENDER	2	2	2	2	2	2	2			
7	90344-KTE-910	NUT, CLIP, 4MM	2	2	2	2	2	2	2			
8	93903-24320	SCREW, TAPPING, 4X12	4	4	4	4	4	4	4			
9	94050-05000	NUT, FLANGE, 5MM	1	1	-	1	1	-	-			
	90301-KWN-901	NUT, U, 5MM	-	-	1	-	-	1	1			
10	94591-46000	CLIP, WIRE	2	2	2	2	2	2	2			



Ref. No.	L.O.N.	(Relative ref. Number) Description	F.R.T.
1	6161C4	WINKER :RIGHT FRONT	0.2
3	6161C3	WINKER :LEFT FRONT	0.2
	6161C5	WINKER :BOTH FRONT	0.3
5	6161C7	WINKER :RIGHT REAR	0.3
6	6161C6	WINKER :LEFT REAR	0.3
	6161C8	WINKER :BOTH REAR	0.4
7	616133	BULB, WINKER :FRONT	0.1
		.NOTE: Same time for two units	
	616139	BULB, WINKER :REAR	0.1
		.NOTE: Same time for two units	
	6161G0	BULB, WINKER :FOR 1 VEHICLE ..	0.2

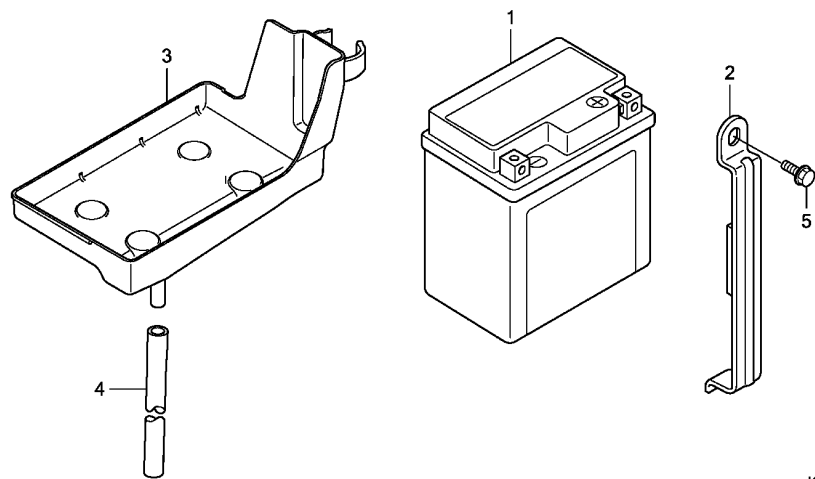
Ref. No.	Part No.	Description	Reqd. QTY							Serial No.	Parts catalogue code
			CBF110			CBF110M			CBF110MS		
			A	C	E	A	C	E	E		
1	33400-KWS-901	WINKER ASSY., R. FR.(12V 10W)	1	1	1	1	1	1	1		
2	33403-KWS-901	LENS COMP., R. (R. FR./L. RR.)	2	2	2	2	2	2	2		
3	33450-KWS-901	WINKER ASSY., L. FR.(12V 10W)	1	1	1	1	1	1	1		
4	33453-KWS-901	LENS COMP., L. (L. FR./R. RR.)	2	2	2	2	2	2	2		
5	33600-KWS-901	WINKER ASSY., R. RR.(12V 10W)	1	1	1	1	1	1	1		
6	33650-KWS-901	WINKER ASSY., L. RR.(12V 10W)	1	1	1	1	1	1	1		
7	34930-KWA-930	BULB, WINKER(12V 10W)	4	4	4	4	4	4	4		
8	61315-KWS-900	STAY, FR. WINKER	2	2	2	2	2	2	2		
9	80103-KWS-900	STAY, RR. WINKER	2	2	2	2	2	2	2		
10	93901-34380	SCREW, TAPPING, 4X12	4	4	4	4	4	4	4		
11	94050-10000	NUT, FLANGE, 10MM	4	4	4	4	4	4	4		



Ref. No.	L.O.N.	(Relative ref. Number) Description	F.R.T.
1	6161D5	TAILLIGHT UNIT	0.7
3	6161E2	BASE, TAILLIGHT	0.7
7		(2,4)	
	6161G1	BULB, TAILLIGHT	0.4

3

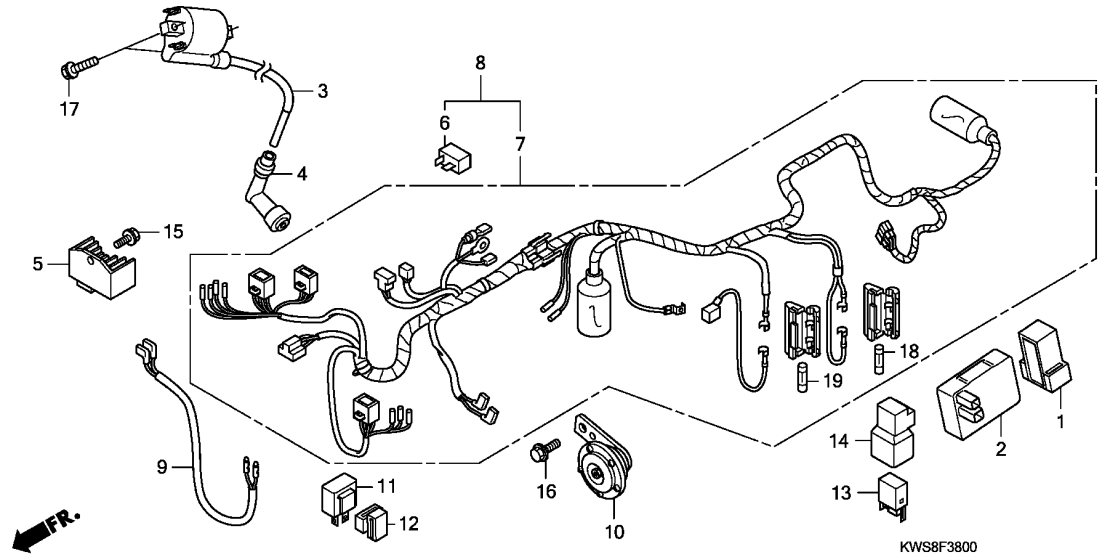
Ref. No.	Part No.	Description	Reqd. QTY								Serial No.	Parts catalogue code
			CBF110			CBF110M			CBF110MS			
			A	C	E	A	C	E	E			
1	33701-KWS-901	TAILLIGHT UNIT(12V 21/5W) ...	1	1	1	1	1	1	1			
2	33703-KWS-901	LENS COMP., TAILLIGHT	1	1	1	1	1	1	1			
3	33704-KWS-901	BASE COMP., TAILLIGHT	1	1	1	1	1	1	1			
4	33705-KWS-901	PACKING, LENS	1	1	1	1	1	1	1			
5	33705-KW7-900	RUBBER A, TAILLIGHT MOUNTING	2	2	2	2	2	2	2			
6	33706-KAN-960	COLLAR, TAILLIGHT MOUNTING ..	2	2	2	2	2	2	2			
7	34907-KVN-901	BULB, TAIL & STOP LIGHT (12V 21/5W)	1	1	1	1	1	1	1			
8	83551-KWS-900	GROMMET, TAILLIGHT	1	1	1	1	1	1	1			
9	93901-24580	SCREW, TAPPING, 4X20	2	2	2	2	2	2	2			
10	95701-06022-00	BOLT, FLANGE, 6X22	2	2	2	2	2	2	2			



Ref. No.	L.O.N.	(Relative ref. Number) Description	F.R.T.
1	610100	BATTERY	0.2
3	410185	BOX, BATTERY	0.2

Ref. No.	Part No.	Description	Reqd. QTY								Serial No.	Parts catalogue code
			CBF110			CBF110M			CBF110MS			
			A	C	E	A	C	E	E			
1	31500-KWS-842	BATTERY (YTX4L-BS) (YUASA)	1	1	1	1	1	1	1	-----	2C0,2LA,CO,LA,PE	
	31500-KWS-901	BATTERY ASSY. (ETZ3) (EXIDE) ..	1	1	1	-	-	-	-	-----	2ID,3ID,ID	
	31500-KVT-941	BATTERY ASSY. (ETZ4) (EXIDE) ..	-	-	-	1	1	1	-	-----	2ID,3ID,4ID,5ID,6ID,ID	
2	50381-KWS-900	BAND COMP., BATTERY	1	1	1	1	1	1	1			
3	50385-KWS-900	TRAY, BATTERY	1	1	1	1	1	1	1			
4	95005-50450-30	TUBE, 5X450(95005-50001-30M)	1	1	1	1	1	1	1			
5	95701-06016-08	BOLT, FLANGE, 6X16	1	1	1	1	1	1	1			

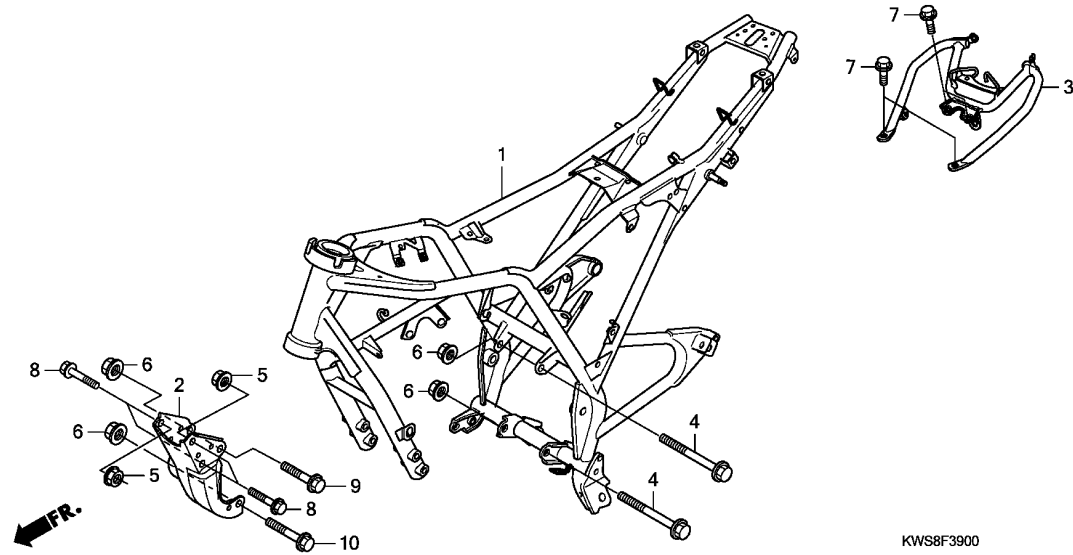




Ref. No.	L.O.N.	(Relative ref. Number) Description	F.R.T.
2	6141A1	IGNITION CONTROL MODULE	0.5
3	614105	COIL, IGNITION	0.3
5	6131B2	RECTIFIER, REGULATE	0.6
7		(8)	
	611100	HARNESS, WIRE	1.0
10	616169	HORN	0.2
11	6111C3	RELAY, WINKER	0.3
13	6111C5	RELAY, STARTER	0.5

KWS8F3800

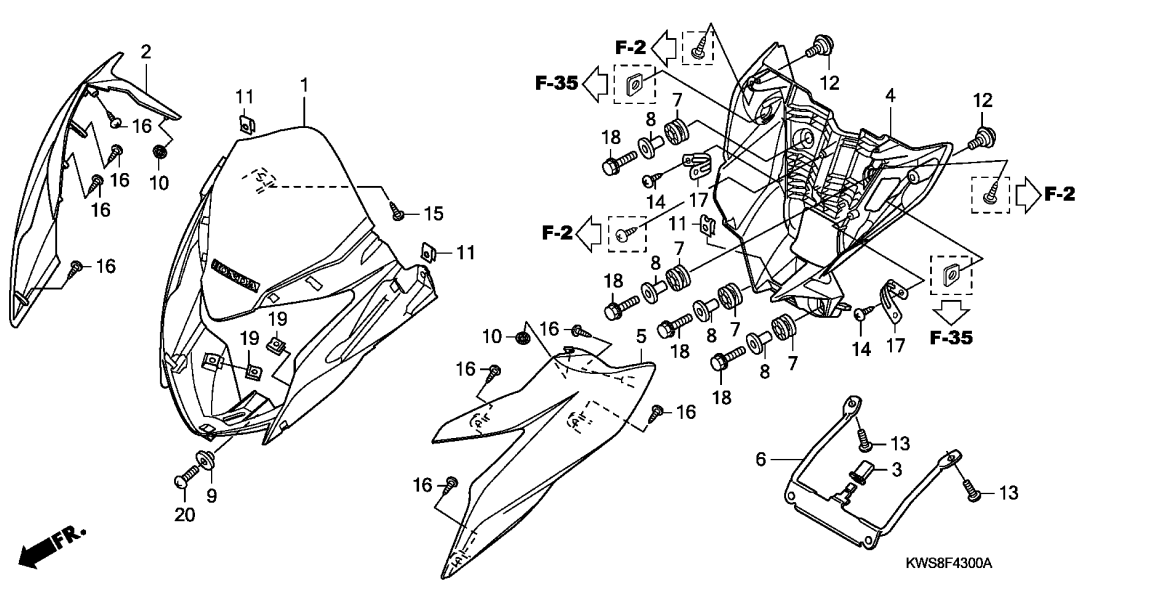
Ref. No.	Part No.	Description	Reqd. QTY								Serial No.	Parts catalogue code
			CBF110			CBF110M			CBF110MS			
			A	C	E	A	C	E	E			
1	30401-KWS-900	CUSHION, C.D.I. UNIT	1	1	1	1	1	1	1			
2	30410-KWS-901	C.D.I. UNIT	1	1	1	1	1	1	1			
3	30500-KWS-901	COIL ASSY., IGNITION(ANJ) ...	1	1	1	1	1	1	1			
	30500-KWS-902	COIL ASSY., IGNITION(WINGS) -	-	1	-	-	-	-	1	----- ID,PE		
			-	-	-	-	-	-	-	----- 2ID,ID		
4	30700-KWS-901	CAP ASSY., NOISE SUPPRESSOR -	1	1	1	1	1	1	1			
5	31600-KWS-901	RECTIFIER COMP., REGULATOR ..	1	1	1	1	1	1	1			
6	31700-124-008	RECTIFIER ASSY., SILICON (SHINDENGEN)	-	-	-	1	1	1	1			
7	32100-KWS-900	HARNESS, WIRE	1	1	1	-	-	-	-			
8	32100-KWS-910	HARNESS, WIRE	-	-	-	1	1	1	1			
9	32102-KWS-920	SUB CORD	-	-	-	1	1	1	1	----- 2C0,2ID,2LA,4ID,6ID,PE		
10	38110-KWS-901	HORN COMP.(HIGH)	1	1	1	1	1	1	1			
11	38301-KWS-901	RELAY COMP., WINKER	1	1	1	1	1	1	1			
12	38306-GE7-000	SUSPENSION, WINKER RELAY ...	1	1	1	1	1	1	1			
13	38501-KPL-901	RELAY COMP., STARTER	-	-	-	1	1	1	1			
14	38506-KPL-900	SUSPENSION, STARTER RELAY ...	-	-	-	1	1	1	1			
15	95701-06012-00	BOLT, FLANGE, 6X12	1	1	1	1	1	1	1			
16	95701-06016-08	BOLT, FLANGE, 6X16	1	1	1	1	1	1	1			
17	96001-06020-00	BOLT, FLANGE, 6X20	2	2	2	2	2	2	2			
18	98200-11000	FUSE A(10A)	2	2	2	2	2	2	2			
19	98200-11500	FUSE(15A)	2	2	2	2	2	2	2			



Ref. No.	L.O.N.	(Relative ref. Number) Description	F.R.T.
1	410100	BODY, FRAMEINCLUDES: Engine removal and installation	5.7
2	4101N0	PLATE, FRONT ENGINE HANGER ...	0.2
3	4131F6	RAIL, GRAB :REAR	0.5

Ref. No.	Part No.	Description	Reqd. QTY								Serial No.	Parts catalogue code
			CBF110			CBF110M			CBF110MS			
			A	C	E	A	C	E	E			
1	50100-KWS-901	BODY COMP., FRAME	1	1	1	1	1	1	1	1		
2	50351-KWS-900	PLATE, FR. ENGINE HANGER	1	1	1	-	-	-	-	-		
	50351-KWS-910	-	-	-	1	1	1	1			
3	50400-KWS-900	GRIP, RR.	1	1	-	1	1	-	-			
	50400-KWS-B00	-	-	1	-	-	1	1			
4	90019-399-010	BOLT, FLANGE, 10X110	2	2	2	2	2	2	2			
5	94050-08000	NUT, FLANGE, 8MM	2	2	2	2	2	2	2			
6	94050-10000	NUT, FLANGE, 10MM	4	4	4	4	4	4	4			
7	95701-08016-08	BOLT, FLANGE, 8X16	4	4	4	4	4	4	4			
8	95801-08060-00	BOLT, FLANGE, 8X60	4	4	4	4	4	4	4			
9	95801-10085-00	BOLT, FLANGE, 10X85	1	1	1	1	1	1	1			
10	95801-10095-00	BOLT, FLANGE, 10X95	1	1	1	1	1	1	1			





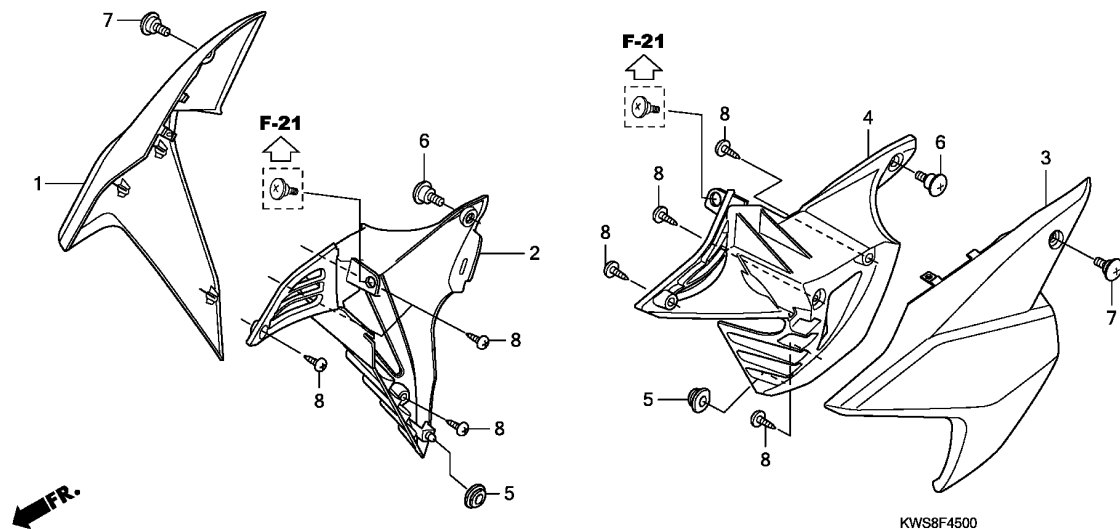
Ref. No.	L.O.N.	(Relative ref. Number) Description	F.R.T.
1	4111L3	COWL, FRONT CENTER	0.3
2	4131D4	COVER, HEADLIGHT :RIGHT	0.3
4	413135	COVER, HEADLIGHT	0.4
5	4131D3	COVER, HEADLIGHT :LEFT	0.3
	4131M9	COVER, HEADLIGHT :BOTH	0.3

3

Ref. No.	Part No.	Description	Reqd. QTY								Serial No.	Parts catalogue code
			CBF110			CBF110M			CBF110MS			
			A	C	E	A	C	E	E			
1	61300-KWS-901ZA	VISOR SET, FR.(WL) *TYPE1*	1	1	1	1	1	1	1			
2	61302-KWS-900ZG	GARNISH, R. *Y210M*										
		ELECTRIC YELLOW METALLIC	1	1	1	1	1	1	-	-----	2ID,5ID,6ID,ID	
	61302-KWS-900ZD	*GY142C*.....CANDY PALM GREEN	1	1	-	1	1	-	-	-----	2CO,2ID,2LA,CO,ID,LA	
	61302-KWS-900ZF	*R320P*.....PEARL SIENA RED	1	1	-	1	1	-	-	-----	2CO,2ID,2LA,CO,ID,LA	
	61302-KWS-900ZB	*R344*.....RISING RED	1	-	-	1	-	-	-	-----	3ID,4ID	
	61302-KWS-900ZA	*NH1*.....BLACK	1	-	-	-	-	-	1	-----	3ID,PE	
	61302-KWS-900ZC	*B202P*.....PEARL FIJI BLUE	1	-	-	-	-	-	-	-----	CO,ID,LA	
	61302-KWS-900ZE	*NHA84P*PEARL NIGHTSTAR BLACK	1	-	-	-	-	-	-	-----	CO,LA	
	61302-KWS-900ZN	*NH194MU* HEAVY GRAY METALLIC-U	-	1	1	-	1	1	1			
	61302-KWS-900ZE	*NHA84P*PEARL NIGHTSTAR BLACK	-	1	-	1	1	-	-	-----	2CO,2ID,2LA,CO,ID,LA	
	61302-KWS-900ZP	*NHA66P*..PEARL SUNBEAM WHITE	-	1	-	-	1	-	-	-----	2ID,ID	
	61302-KWS-900ZC	*B202P*.....PEARL FIJI BLUE	-	1	-	-	-	-	-	-----	CO,LA	
	61302-KWS-900ZQ	*R321*.....SPORTS RED	-	-	1	-	-	1	1			
	61302-KWS-900ZA	*NH1*.....BLACK	-	-	1	-	-	-	-			
	61302-KWS-900ZC	*B202P*.....PEARL FIJI BLUE	-	-	-	1	-	-	-	-----	2CO,2ID,2LA,CO,ID,LA	
	61302-KWS-900ZA	*NH1*.....BLACK	-	-	-	1	-	-	-	-----	3ID,4ID	
	61302-KWS-900ZC	*B202P*.....PEARL FIJI BLUE	-	-	-	1	-	-	-	-----	2CO,2LA,CO,LA	
	61302-KWS-900ZA	*NH1*.....BLACK	-	-	-	-	-	1	-			
3	61304-KWS-900	RUBBER, NUMBER PLATE STAY ...	1	1	1	1	1	1	-	-----	2ID,3ID,4ID,5ID,6ID,ID	
4	61312-KWS-900	COVER, HEADLIGHT RR.	1	1	1	1	1	1	1			
5	61402-KWS-900ZG	GARNISH, L. *Y210M*										
		ELECTRIC YELLOW METALLIC	1	1	1	1	1	1	-	-----	2ID,5ID,6ID,ID	
	61402-KWS-900ZD	*GY142C*.....CANDY PALM GREEN	1	1	-	1	1	-	-	-----	2CO,2ID,2LA,CO,ID,LA	
	61402-KWS-900ZF	*R320P*.....PEARL SIENA RED	1	1	-	1	1	-	-	-----	2CO,2ID,2LA,CO,ID,LA	

Ref. No.	Part No.	Description	Reqd. QTY									Serial No.	Parts catalogue code	
			CBF110			CBF110M			CBF110MS					
			A	C	E	A	C	E	A	C	E			
(5)	61402-KWS-900ZB	GARNISH, L. *R344*.....RISING RED	1	-	-	1	-	-	-	-	-	-----	-----	3ID,4ID
	61402-KWS-900ZA	*NH1*.....BLACK	1	-	-	-	-	-	-	-	1	-----	-----	3ID,PE
	61402-KWS-900ZC	*B202P*.....PEARL FIJI BLUE	1	-	-	-	-	-	-	-	-	-----	-----	CO,ID,LA
	61402-KWS-900ZE	*NHA84P*PEARL NIGHTSTAR BLACK	1	-	-	-	-	-	-	-	-	-----	-----	CO,LA
	61402-KWS-900ZP	*NH194MU* HEAVY GRAY METALLIC-U	-	1	1	-	1	1	1	-	-	-----	-----	
	61402-KWS-900ZE	*NHA84P*PEARL NIGHTSTAR BLACK	-	1	-	1	1	-	-	-	-	-----	-----	2CO,2ID,2LA,CO,ID,LA
	61402-KWS-900ZQ	*NHA66P*..PEARL SUNBEAM WHITE	-	1	-	-	1	-	-	-	-	-----	-----	2ID,ID
	61402-KWS-900ZC	*B202P*.....PEARL FIJI BLUE	-	1	-	-	-	-	-	-	-	-----	-----	CO,LA
	61402-KWS-900ZR	*R321*.....SPORTS RED	-	-	1	-	-	1	1	-	-	-----	-----	
	61402-KWS-900ZA	*NH1*.....BLACK	-	-	1	-	-	-	-	-	-	-----	-----	
	61402-KWS-900ZC	*B202P*.....PEARL FIJI BLUE	-	-	-	1	-	-	-	-	-	-----	-----	2CO,2ID,2LA,CO,ID,LA
	61402-KWS-900ZA	*NH1*.....BLACK	-	-	-	1	-	-	-	-	-	-----	-----	3ID,4ID
	61402-KWS-900ZC	*B202P*.....PEARL FIJI BLUE	-	-	-	-	1	-	-	-	-	-----	-----	2CO,2LA,CO,LA
	61402-KWS-900ZA	*NH1*.....BLACK	-	-	-	-	-	1	-	-	-	-----	-----	
6	64315-KWS-901	STAY, FR. NUMBER PLATE	1	1	1	1	1	1	-	-	-	-----	-----	2ID,3ID,4ID,5ID,6ID,ID
7	64615-KR1-860	RUBBER, LOWER COWL MOUNTING	4	4	4	4	4	4	4	4	4	-----	-----	
8	90310-KWS-900	COLLAR, FR. COWL	4	4	4	4	4	4	4	4	4	-----	-----	
9	90311-KWS-900	COLLAR, FR. VISOR	1	1	1	1	1	1	1	1	1	-----	-----	
10	90313-172-000	NUT, SPEED, 4MM	2	2	2	2	2	2	2	2	2	-----	-----	
11	90320-GC3-000	NUT, SPRING, 5MM	3	3	3	3	3	3	3	3	3	-----	-----	
12	91509-GE2-760	SCREW, PAN, 5X11.5	2	2	2	2	2	2	2	2	2	-----	-----	
13	93500-05012-0G	SCREW, PAN, 5X12	2	2	2	2	2	2	2	-	-	-----	-----	2ID,3ID,4ID,5ID,6ID,ID
14	93901-24220	SCREW, TAPPING, 4X10	2	2	2	2	2	2	2	2	2	-----	-----	
15	93903-25220	SCREW, TAPPING, 5X12	1	1	1	1	1	1	1	1	1	-----	-----	
16	93903-34220	SCREW, TAPPING, 4X10	8	8	8	8	8	8	8	8	8	-----	-----	
17	94591-47000	CLIP, 4X70	2	2	2	2	2	2	2	2	2	-----	-----	
18	96001-06022-00	BOLT, FLANGE, 6X22	4	4	4	4	4	4	4	4	4	-----	-----	
19	90320-GC3-000	NUT, SPRING, 5MM	2	2	2	2	2	2	2	-	-	-----	-----	2ID,3ID,4ID,5ID,6ID,ID
20	93500-05012-0G	SCREW, PAN, 5X12	1	1	1	1	1	1	1	1	1	-----	-----	

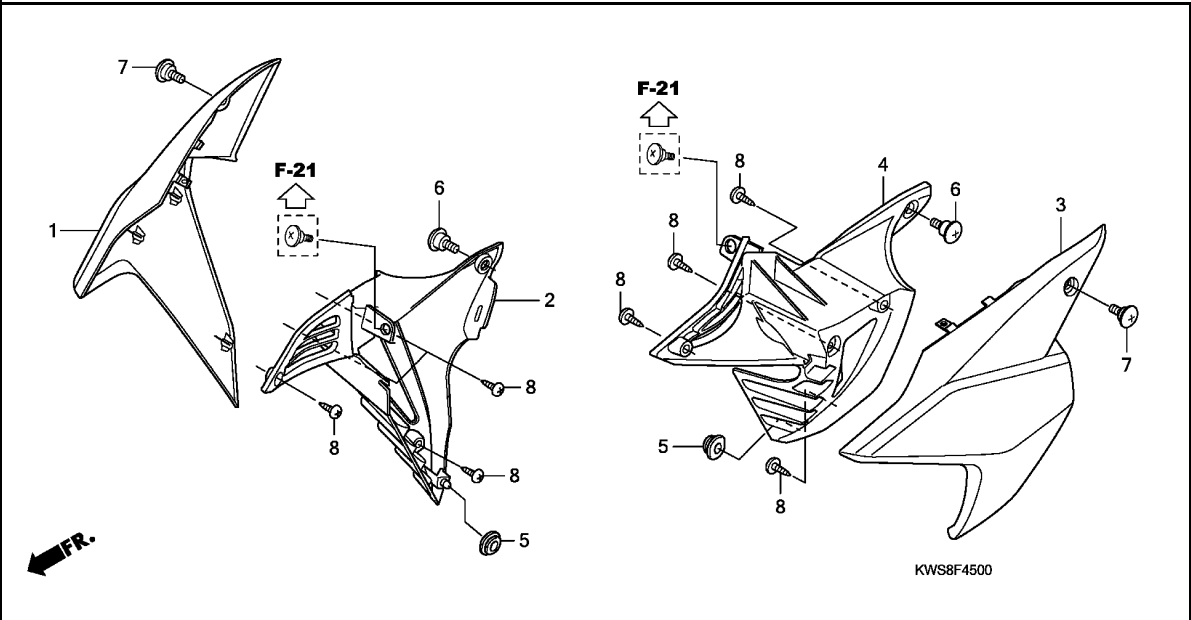




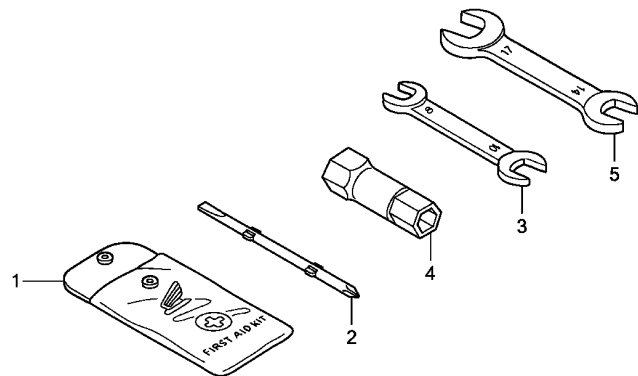
Ref. No.	L.O.N.	(Relative ref. Number) Description	F.R.T.
1	4111L5	COWL, FRONT :RIGHT	0.2
2	4111D9	COWL, INNER :RIGHT	0.2
3	4111L4	COWL, FRONT :LEFT	0.2
	4111L6	COWL, FRONT :BOTH	0.3
4	4111D8	COWL, INNER :LEFT	0.2
	4111E0	COWL, INNER :BOTH	0.3

3

Ref. No.	Part No.	Description	Reqd. QTY								Serial No.	Parts catalogue code
			CBF110			CBF110M			CBF110MS			
			A	C	E	A	C	E	E			
1	50260-KWS-900ZK	COWL, R. SIDE *Y210M*										
		ELECTRIC YELLOW METALLIC	1	1	1	1	1	1	-	-----	-----	2ID,5ID,6ID,ID
	50260-KWS-900ZF	*R320P*.....PEARL SIENA RED	1	1	-	1	1	-	-	-----	-----	2CO,2ID,2LA,CO,ID,LA
	50260-KWS-900ZH	*GY142C*.....CANDY PALM GREEN	1	1	-	1	1	-	-	-----	-----	2CO,2ID,2LA,CO,ID,LA
	50200-KWS-930ZC	COWL SET, R. SIDE(WL) *TYPE1*.....	1	-	-	1	-	-	-	-----	-----	3ID,4ID
	50200-KWS-930ZD	*TYPE2*.....	1	-	-	1	-	-	-	-----	-----	3ID,4ID
	50260-KWS-900ZC	COWL, R. SIDE *B202P*.....PEARL FIJI BLUE	1	-	-	-	-	-	-	-----	-----	CO,ID,LA
	50260-KWS-900ZE	*NHA84P*PEARL NIGHTSTAR BLACK	1	-	-	-	-	-	-	-----	-----	CO,LA
	50260-KWS-900ZQ	*NH194MU* HEAVY GRAY METALLIC-U	-	1	1	-	1	1	1			
	50260-KWS-900ZE	*NHA84P*PEARL NIGHTSTAR BLACK	-	1	-	1	1	-	-	-----	-----	2CO,2ID,2LA,CO,ID,LA
	50260-KWS-900ZR	*NHA66P*..PEARL SUNBEAM WHITE	-	1	-	-	1	-	-	-----	-----	2ID,ID
	50260-KWS-900ZC	*B202P*.....PEARL FIJI BLUE	-	1	-	-	-	-	-	-----	-----	CO,LA
	50260-KWS-900ZA	*NH1*.....BLACK	-	-	1	-	-	1	1			
	50260-KWS-900ZS	*R321*.....SPORTS RED	-	-	1	-	-	1	1			
	50260-KWS-900ZC	*B202P*.....PEARL FIJI BLUE	-	-	-	1	-	-	-	-----	-----	2CO,2ID,2LA,CO,ID,LA
			-	-	-	-	1	-	-	-----	-----	2CO,2LA,CO,LA
2	50265-KWS-900	COWL, R. SIDE INNER	1	1	1	1	1	1	1			
3	50270-KWS-900ZK	COWL, L. SIDE *Y210M*										
		ELECTRIC YELLOW METALLIC	1	1	1	1	1	1	-	-----	-----	2ID,5ID,6ID,ID
	50270-KWS-900ZD	*R320P*.....PEARL SIENA RED	1	1	-	1	1	-	-	-----	-----	2CO,2ID,2LA,CO,ID,LA
	50270-KWS-900ZH	*GY142C*.....CANDY PALM GREEN	1	1	-	1	1	-	-	-----	-----	2CO,2ID,2LA,CO,ID,LA
	50300-KWS-930ZC	COWL SET, L. SIDE(WL) *TYPE1*.....	1	-	-	1	-	-	-	-----	-----	3ID,4ID
	50300-KWS-930ZD	*TYPE2 1*.....	1	-	-	1	-	-	-	-----	-----	3ID,4ID



Ref. No.	Part No.	Description	Reqd. QTY								Serial No.	Parts catalogue code
			CBF110			CBF110M			CBF110MS			
			A	C	E	A	C	E	E			
(3)	50270-KWS-900ZA	COWL, L. SIDE										
		B202P.....PEARL FIJI BLUE	1	-	-	-	-	-	-	-----	CO, ID, LA	
	50270-KWS-900ZC	*NHA84P*PEARL NIGHTSTAR BLACK	1	-	-	-	-	-	-	-----	CO, LA	
	50270-KWS-900ZQ	*NH194MU*										
		HEAVY GRAY METALLIC-U	-	1	1	-	1	1	1			
	50270-KWS-900ZC	*NHA84P*PEARL NIGHTSTAR BLACK	-	1	-	1	1	-	-	-----	2CO, 2ID, 2LA, CO, ID, LA	
	50270-KWS-900ZR	*NHA66P*..PEARL SUNBEAM WHITE	-	1	-	1	-	-	-	-----	2ID, ID	
	50270-KWS-900ZA	*B202P*.....PEARL FIJI BLUE	-	1	-	-	-	-	-	-----	CO, LA	
	50270-KWS-900ZF	*NH1*.....BLACK	-	-	1	-	-	1	1			
	50270-KWS-900ZS	*R321*.....SPORTS RED	-	-	1	-	-	1	1			
	50270-KWS-900ZA	*B202P*.....PEARL FIJI BLUE	-	-	-	1	-	-	-	-----	2CO, 2ID, 2LA, CO, ID, LA	
			-	-	-	1	-	-	-	-----	2CO, 2LA, CO, LA	
4	50275-KWS-900	COWL, L. SIDE INNER	1	1	1	1	1	1	1			
5	83551-300-000	GROMMET, AIR CLEANER CASE ...	2	2	2	2	2	2	2			
6	90102-KWS-900	BOLT, FAIRING SETTING	2	2	2	2	2	2	2			
7	90103-KWS-900	BOLT, COWL SETTING	2	2	2	2	2	2	2			
8	93903-34320	SCREW, TAPPING, 4X12	8	8	8	8	8	8	8			



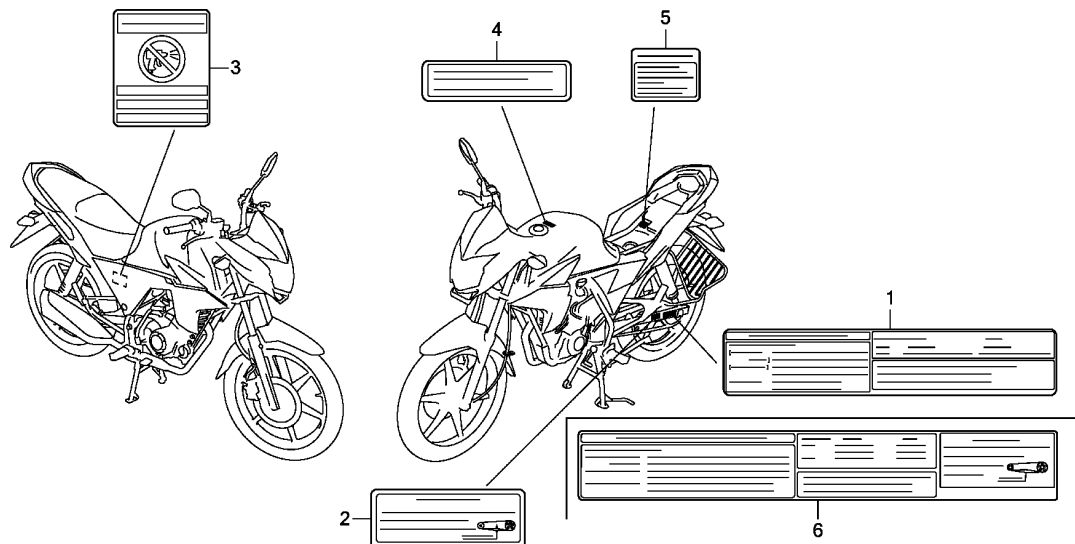
KWSBF4800

Ref. L.O.N. (Relative ref. Number) F.R.T.
No. Description

NO INFORMATION

3

Ref. No.	Part No.	Description	Reqd. QTY								Serial No.	Parts catalogue code
			CBF110			CBF110M			CBF110MS			
			A	C	E	A	C	E	E			
1	84510-KWP-900	AID KIT, FIRST	1	1	1	1	1	1	1			
2	89102-KTE-910	DRIVER, SCREW(NO.2 + -)	1	1	1	1	1	1	1			
3	89211-KWS-900	SPANNER, 8X10	1	1	1	-	-	1	1	-----	----- 2C0,2LA,3ID,CO,ID,LA,PE	
4	89216-KTE-910	WRENCH, SPARK PLUG	1	1	1	1	1	1	1			
5	89233-KSP-900	SPANNER, 14X17	1	1	1	-	-	1	1	-----	----- 2C0,2LA,3ID,CO,ID,LA,PE	
	99001-14170	-	-	1	-	-	1	-	-----	----- 2ID,5ID,6ID	
	89233-KSP-900	-	-	-	1	1	-	-			



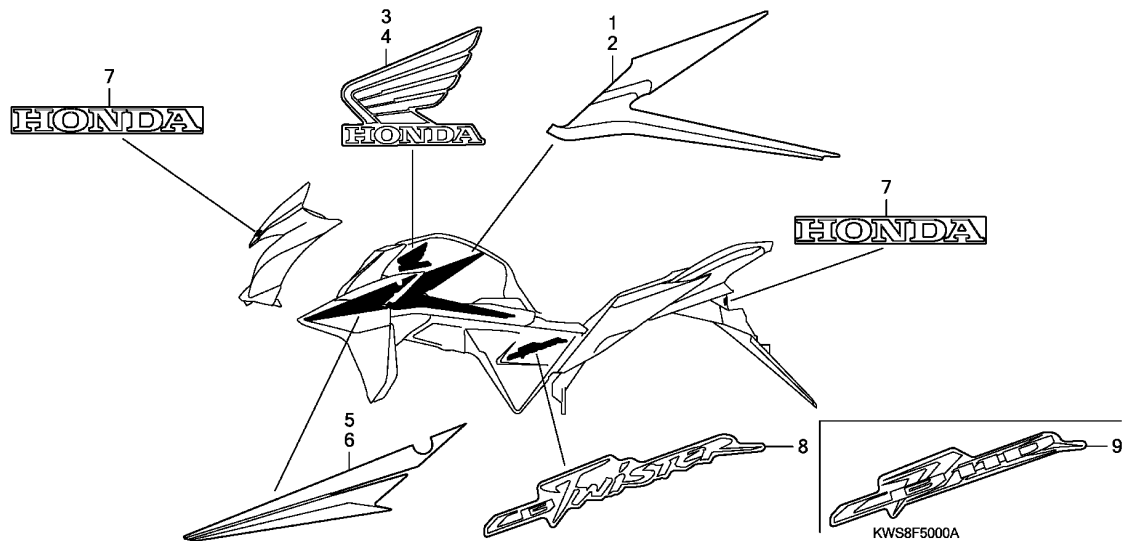
KWS8F4900B

Ref. No. L.O.N. (Relative ref. Number) Description F.R.T.

NO INFORMATION

Ref. No.	Part No.	Description	Reqd. QTY								Serial No.	Parts catalogue code
			CBF110			CBF110M			CBF110MS			
			A	C	E	A	C	E	E			
1	87505-KWS-840	LABEL, TIRE (SPANISH)	1	1	1	1	1	1	1	-----	-----	2C0,2LA,CO,LA,PE
	87505-KWS-900	LABEL, TIRE	1	1	-	1	1	-	-	-----	-----	2ID,3ID,4ID,ID
2	87507-MEE-761	LABEL, DRIVE CHAIN	1	1	1	1	1	1	1	-----	-----	2C0,2LA,CO,LA,PE
	87507-MCW-D20	1	1	-	1	1	-	-	-----	-----	2ID,3ID,4ID,ID
	87507-MEE-760	1	-	-	1	-	-	-	-----	-----	2C0,2LA,CO,LA
3	87509-KWS-840	LABEL, AIR CLEANER ELEMENT										
		NOTICE (SPANISH)	1	1	1	1	1	1	1	-----	-----	2C0,2LA,CO,LA,PE
	87509-KWP-900	LABEL, AIR CLEANER ELEMENT										
		NOTICE	1	-	-	1	-	-	-	-----	-----	2ID,3ID,4ID,ID
4	87560-MAK-690	LABEL, DRIVE (SPANISH)	1	1	1	1	1	1	1	-----	-----	2C0,2LA,CO,LA,PE
	87560-MZO-670	LABEL, DRIVE	1	1	1	1	1	1	-	-----	-----	2ID,3ID,4ID,5ID,6ID,ID
5	87517-KWS-840	LABEL, AIR INTAKE CAUTION										
		(SPANISH)	1	1	1	1	1	1	1	-----	-----	2C0,2LA,CO,LA,PE
6	87505-KWS-B00	LABEL, TIRE & DRIVE CHAIN ...	-	-	1	-	-	1	-	-----	-----	2ID,5ID,6ID



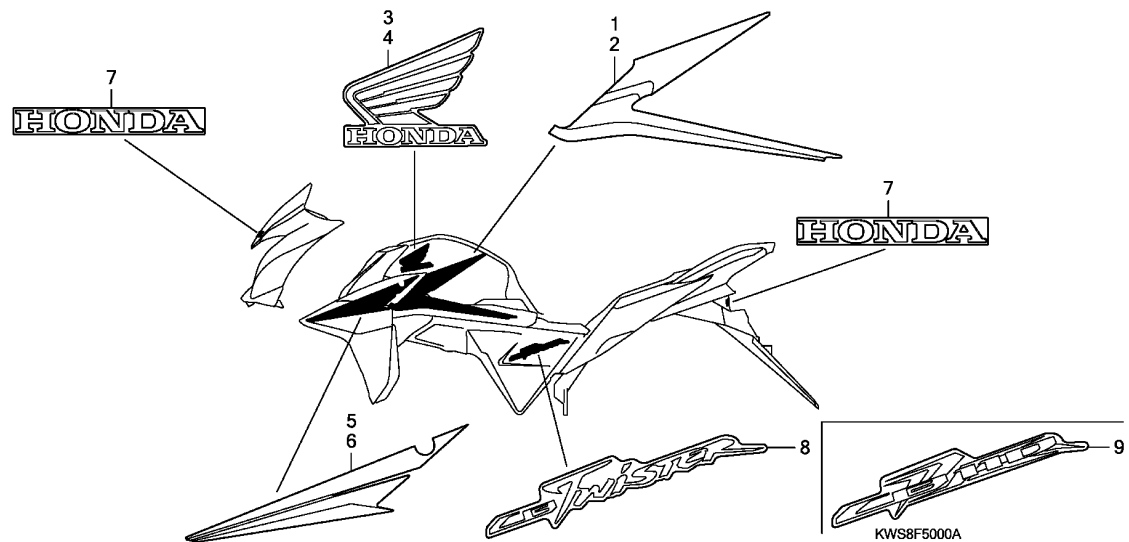


Ref. L.O.N. (Relative ref. Number) F.R.T.
No. Description

NO INFORMATION

3

Ref. No.	Part No.	Description	Reqd. QTY								Serial No.	Parts catalogue code
			CBF110			CBF110M			CBF110MS			
			A	C	E	A	C	E	E			
1	17507-KWS-930ZA	STRIPE, R. FUEL TANK										
		TYPE1	1	-	-	1	-	-	-	-----	3ID,4ID	
	17507-KWS-930ZB	*TYPE2*	1	-	-	1	-	-	-	-----	3ID,4ID	
2	17508-KWS-930ZA	STRIPE, L. FUEL TANK										
		TYPE1	1	-	-	1	-	-	-	-----	3ID,4ID	
	17508-KWS-930ZB	*TYPE2*	1	-	-	1	-	-	-	-----	3ID,4ID	
3	17531-KWS-900ZB	MARK, R. FUEL TANK WING										
		TYPE2	1	1	1	1	1	1	1	-----	2CO,2ID,2LA,5ID,6ID,CO,ID,LA,PE	
	17531-KWS-900ZA	*TYPE1*	1	-	1	1	-	1	-	-----	2ID,5ID,6ID,ID	
	17531-KWS-900ZD	*TYPE4*	1	-	-	1	-	-	-	-----	3ID,4ID	
	17531-KWS-900ZE	*TYPE5*	1	-	-	1	-	-	-	-----	3ID,4ID	
	17531-KWS-900ZC	*TYPE3*	1	-	-	-	-	-	-	-----	CO,ID,LA	
			-	1	-	-	-	-	-	-----	ID	
			-	-	-	-	1	-	-	-----	2CO,2ID,2LA,CO,ID,LA	
			-	-	-	-	1	-	-	-----	2ID,ID	
4	17532-KWS-900ZB	MARK, L. FUEL TANK WING										
		TYPE2	1	1	1	1	1	1	1	-----	2CO,2ID,2LA,5ID,6ID,CO,ID,LA,PE	
	17532-KWS-900ZA	*TYPE1*	1	-	1	1	-	1	-	-----	2ID,5ID,6ID,ID	
	17532-KWS-900ZD	*TYPE4*	1	-	-	1	-	-	-	-----	3ID,4ID	
	17532-KWS-900ZE	*TYPE5*	1	-	-	1	-	-	-	-----	3ID,4ID	
	17532-KWS-900ZC	*TYPE3*	1	-	-	-	-	-	-	-----	CO,ID,LA	
			-	1	-	-	-	-	-	-----	ID	
			-	-	-	-	1	-	-	-----	2CO,2ID,2LA,CO,ID,LA	
			-	-	-	-	1	-	-	-----	2ID,ID	
5	50201-KWS-930ZA	STRIPE, R. SIDE COWL										
		TYPE1	1	-	-	1	-	-	-	-----	3ID,4ID	
	50201-KWS-930ZB	*TYPE2*	1	-	-	1	-	-	-	-----	3ID,4ID	



Ref. No.	Part No.	Description	Reqd. QTY								Serial No.	Parts catalogue code
			CBF110			CBF110M			CBF110MS			
			A	C	E	A	C	E	E			
6	50301-KWS-930ZA	STRIPE, L. SIDE COWL										
		TYPE1	1	-	-	1	-	-	-	-----	-----	3ID,4ID
	50301-KWS-930ZB	*TYPE2*	1	-	-	1	-	-	-	-----	-----	3ID,4ID
7	61308-KWS-900ZA	MARK, HONDA										
		TYPE1	2	2	2	2	2	2	2			
8	83610-KWS-900ZA	MARK, SIDE COVER										
		TYPE1	2	-	-	2	-	-	-	-----	-----	2ID,3ID,4ID,ID
	86831-KWS-600ZA	*TYPE1*	-	2	2	-	2	2	-	-----	-----	2ID,5ID,6ID,ID
9	83610-KWS-840ZA	MARK, SIDE COVER										
		TYPE1	2	2	2	2	2	2	2	-----	-----	2CO,2LA,CO,LA,PE

PART NO. INDEX

K 4

Part Number	Address	Page	Ref.	Part Number	Address	Page	Ref.	Part Number	Address	Page	Ref.	Part Number	Address	Page	Ref.				
90544-439-930	G10	70	18	91304-KPG-T00	E2	41	14	15	97	11	95701-06032-00	G13	73	15	99101-KTT-0980	F4	59	25	
90544-KF0-000	E4	43	19	91305-443-740	H7	83	21	19	101	6	95701-06035-00	H2	78	17	99101-KWS-1020	F4	59	25	
90545-300-000	G5	65	22	91305-GFP-900	E7	46	10	E11	50	4	95701-08012-08	H16	92	12	99103-KWS-0350	F5	60	26	
90551-KTE-910	I3	95	6	91307-035-000	E7	46	11	94101-06000	G8	68	6	95701-08016-07	H14	90	12				
90558-KTR-900	H2	78	13	91307-KRM-840	E7	46	11		H16	92	9		H16	92	13				
	H3	79	14	91309-KEE-630	E12	51	6	94101-08000	I2	94	16	95701-08016-08	I9	101	7				
90601-459-000	E16	55	19	91352-671-003	G2	62	20	94101-12000	I3	95	8	95701-08020-07	H16	92	14				
90601-GF5-731	G10	70	19	91352-671-004	G2	62	20	94103-10000	H14	90	11	95701-08025-00	E5	44	21				
90601-KRM-840	E16	55	18	91356-KAG-901	G10	70	20	94109-12000	E14	53	11	95701-08028-00	H7	83	26				
90605-200-000	F3	58	10	91406-KFN-850	H12	88	14	94111-10000	I2	94	17	95701-08035-00	G7	67	8				
90651-KCC-841	G5	65	23	91509-GE2-760	I11	103	12	94201-16120	H16	92	10		H15	91	22				
90678-MR1-690	H13	89	11					94201-20120	H15	91	14		H16	92	15				
90701-KPL-900	E2	41	13	92000				94201-20150	H2	78	16	95701-08035-07	G7	67	8				
	E6	45	3						I2	94	18	95801-08060-00	I9	101	8				
90702-KRM-840	E7	46	8	92811-10000	H2	78	14	94201-30300	H15	91	15	95801-10035-00	I3	95	9				
	E10	49	6	92812-10000	I2	94	13		I1	93	7	95801-10055-00	H14	90	13				
	E13	52	14					94301-08100	E1	40	5	95801-10085-00	I9	101	9				
90703-KWS-900	E14	53	9	93000				94510-14000	F2	57	16	95801-10095-00	I9	101	10				
90741-KFB-000	E15	54	9					94510-18000	F3	58	11								
90741-KGH-900	E15	54	8	93101-06010-0A	F1	56	24	94540-06018	E13	52	16	96000							
				93404-06012-00	E2	41	15	94591-46000	I4	96	10								
91000				93500-04040-0G	H7	83	22	94591-47000	I11	103	17	96001-06012-00	G5	65	24				
				93500-05012-0G	I11	103	13					96001-06014-00	E5	44	22				
								95000					E14	53	13				
91001-KWS-901	E15	54	10	93500-05020-0G	G4	64	28					96001-06016-00	E11	50	5				
91004-KWS-901	E16	55	20	93500-05022-0G	G4	64	29	95002-02070	H13	89	13	96001-06020-00	I8	100	17				
91005-KWS-901	F1	56	21	93892-04006-08	E12	51	7	95002-02089	F4	59	21	96001-06022-00	E11	50	6				
91006-KWS-902	F1	56	22	93892-04010-10	F4	59	19	95002-02100	H7	83	24		H7	83	25				
91011-KWS-901	E9	48	6	93892-04018-08	F4	59	20	95002-02120	H12	88	17		I11	103	18				
91051-K23-902	H3	79	15	93892-05016-08	E12	51	8	95002-02130	H12	88	18	96001-06025-00	H13	89	16				
91051-K23-904	H4	80	15	93893-05016-00	H12	88	15	95002-02659	F4	59	22	96001-06025-07	G4	64	32				
91051-KWF-901	H3	79	15	93901-24220	I11	103	14	95005-35360-50	F4	59	23								
91052-K23-903	G15	75	8	93901-24580	I6	98	9	95005-50450-30	I7	99	4	96001-06030-00	E10	49	8				
	G16	76	14	93901-34120	E13	52	15	95011-40000	H15	91	16		G8	68	7				
	H4	80	16	93901-34380	I5	97	10	95011-62000	I1	93	8	96001-06032-00	E12	51	9				
91052-K23-905	G15	75	8	93903-24320	H9	85	10	95014-21101	G6	66	13	96001-06035-00	E7	46	12				
	H1	77	14		I4	96	8	95014-71702	I1	93	9		E10	49	9				
	H4	80	16	93903-24380	H9	85	11	95014-72102	I1	93	10		E13	52	18				
91052-KWF-901	G14	74	8	93903-25220	I11	103	15	95014-73100	H15	91	17	96001-06040-00	E14	53	14				
	G15	75	8	93903-25380	H9	85	12	95015-32001	G13	73	13	96001-06060-00	E10	49	10				
	G16	76	14		H12	88	16		H15	91	18		E14	53	15				
	H4	80	16	93903-34220	I11	103	16	95015-42000	G13	73	14	96001-06100-00	E2	41	17				
91052-KWW-A81	G15	75	8	93903-34320	I13	105	8		H15	91	19	96100-62000-00	E8	47	15				
	H1	77	14	93903-35310	G2	62	21	95015-53000	H15	91	20	96140-63010-10	G15	75	8				
	H4	80	16					95015-81000	H16	92	11		G16	76	14				
91053-KWW-642	G15	75	8	94000				95018-46250	H12	88	19		H4	80	16				
	H1	77	14					95701-06012-00	I8	100	15	96150-62030-10	H3	79	15				
	H4	80	16	94001-06000-0S	H13	89	12	95701-06012-08	H8	84	9	96211-08000	H15	91	23				
91081-KYJ-711	H4	80	15		I2	94	14	95701-06014-00	E13	52	17	96220-30085	F2	57	17				
91105-KSP-910	E10	49	6	94001-08000-0S	H2	78	15	95701-06016-00	E14	53	12	96220-30158	E13	52	19				
91203-KSP-911	E14	53	10		I2	94	15		H13	89	14								
91204-KSP-911	E7	46	9	94030-10000	I3	95	7	95701-06016-08	H12	88	20	98000							
91204-KWB-601	F1	56	23	94050-05000	I4	96	9		I7	99	5								
91251-GK4-003	G13	73	11	94050-06000	G4	64	30		I8	100	16	98200-11000	I8	100	18				
91251-KGH-901	H4	80	17					95701-06020-00	H13	89	15	98200-11500	I8	100	19				
91251-KPH-901	G15	75	9					95701-06020-07	H15	91	21								
	H1	77	15		G13	73	12	95701-06022-00	I6	98	10	99000							
91258-410-013	H1	77	16		H7	83	23	95701-06025-00	E2	41	16								
91303-719-003	E7	46	10	94050-08000	I9	101	5		E4	43	20	99001-14170	I14	106	5				
91303-KRM-840	E10	49	7	94050-10000	H14	90	10												

4

PART NAME INDEX

L 2

Part name	Address	Page	Ref.	Part name	Address	Page	Ref.	Part name	Address	Page	Ref.
CAP, MASTER CYLINDER	G5	65	7	COLLAR, RUBBER BUSH	I3	95	2	DOWEL PIN, SPECIAL, 8X14.....	E6	45	3
CAP, SWINGARM END	I2	94	5	COLLAR, SETTING	H7	83	16	DRIVER, SCREW.....	I14	106	2
CARBURETOR ASSY.	F5	60	28	COLLAR, TAILLIGHT MOUNTING	I6	98	6	DRUM, GEARSHIFT.....	F2	57	4
CASE ASSY., UNDER	G2	62	7	CONTACT, NEUTRAL SWITCH	E14	53	4	DUCT, AIR CLEANER.....	H11	87	4
CASE SUB ASSY., AIR CLEANER ..	H11	87	5	COTTER, VALVE	E3	42	10	DUST SEAL.....	G9	69	7
CASE, DRIVE CHAIN	I2	94	1	COUNTERSHAFT	E16	55	2	DUST SEAL, 17X20X2.5.....	H15	91	11
CASE, L. FR. BOTTOM	G9	69	13	COVER ASSY., METER	G2	62	10	DUST SEAL, 21X37X7.....	G15	75	9
CASE, R. FR. BOTTOM	G9	69	6	COVER COMP., CYLINDER HEAD	E1	40	1		H1	77	15
CATCH COMP., SEAT	H8	84	6	COVER COMP., L. RR.	E10	49	2	DUST SEAL, 27X40X4.5.....	H4	80	17
CENTER, CLUTCH	E8	47	3	COVER COMP., R. CRANKCASE	E7	46	1	DUST SEAL, 40X50X5.....	H1	77	16
CHAIN, CAM	E4	43	2	COVER SET, L. SIDE	H10	86	2	DUST SEAL, BRAKE CAM.....	G12	72	6
CHAIN, DRIVE	I2	94	2	COVER SET, R. SIDE	H10	86	1	DUST SEAL, STEERING HEAD.....	H2	78	9
CHAMBER SET, FLOAT	F4	59	5	COVER SUB ASSY., AIR CLEANER ..	H11	87	9		G7	67	5
CIRCLIP	G5	65	23	COVER, DUCT	I4	96	1	[E]			
CIRCLIP, 17MM	E16	55	18	COVER, HEADLIGHT RR.	I10	102	4	ELEMENT COMP., AIR CLEANER....	H11	87	1
CIRCLIP, 20MM	E16	55	19	COVER, L. CRANKCASE	E10	49	1	EMBLEM, PRODUCT.....	G2	62	14
CIRCLIP, EXTERNAL, 14MM	F2	57	16	COVER, L. HANDLE LEVER	G3	63	20	E-RING, 6MM.....	E13	52	16
CIRCLIP, EXTERNAL, 18MM	F3	58	11	COVER, MUFFLER	H14	90	4	[F]			
CLAMP	G2	62	5	COVER, OIL FILTER.....	E13	52	10	FENDER SET, RR.	I4	96	3
CLAMPER A, FR. BRAKE HOSE	G5	65	3	COVER, RUBBER	G1	61	2	FENDER, FR.	G8	68	2
CLAMPER B, FR. BRAKE HOSE	G5	65	4	COVER, R. HANDLE LEVER	G3	63	14	FILM, TANK PROTECTOR.....	H6	82	10
CLAMPER COMP., SUB HARNESS ...	E10	49	4	COVER, TANK	H6	82	8	FILM, TANK SIDE PROTECTOR.....	H7	83	27
CLAMP, TUBE	H12	88	14	COWL SET, L. SIDE	I12	104	3	FILM, TANK SIDE PROTECTOR.....	H7	83	28
CLIP, 4X70	I11	103	17	COWL SET, R. SIDE	I12	104	1	FILTER, CUP.....	H5	81	6
CLIP, BREATHER TUBE	H13	89	2	COWL, L. RR.	H9	85	2	FLANGE SUB ASSY., FINAL DRIVEN	H3	79	6
CLIP, HANGER PIN	G11	71	3	COWL, L. SIDE	I12	104	3	FLOAT SET.....	H4	80	18
CLIP, HEADLIGHT	G1	61	5	COWL, L. SIDE	I13	105	3	FLYWHEEL COMP.	E11	50	1
CLIP, HOSE	H13	89	11	COWL, L. SIDE INNER	I13	105	4	FORK ASSY., L. FR.	G9	69	12
CLIP, KICK STARTER ARM	H15	91	2	COWL, RR. CENTER	H9	85	3	FORK ASSY., R. FR.	G9	69	1
CLIP, PISTON PIN, 12MM	E15	54	5	COWL, R. RR.	H9	85	1		F4	59	3
CLIP, TUBE	F4	59	21	COWL, R. SIDE	I12	104	1	FORK, L. GEARSHIFT.....	F2	57	2
	H7	83	24	COWL, R. SIDE INNER	I12	104	2	FORK, R. GEARSHIFT.....	F2	57	1
	H12	88	17	CRANKCASE COMP., L.	E14	53	2	FUEL UNIT.....	H7	83	15
	H13	89	13	CRANKCASE COMP., R.	E14	53	1	FUSE.....	I8	100	19
CLIP, VALVE GUIDE	E2	41	3	CRANKSHAFT COMP.	E15	54	1	FUSE A.....	I8	100	18
CLIP, WIRE	I4	96	10	CUP SET, FUEL STRAINER	H5	81	4	[G]			
CLUTCH ASSY., ONE WAY	E9	48	2	CUSHION ASSY., RR.	I3	95	1	GARNISH, L.	I10	102	5
COCK ASSY., FUEL	H5	81	2	CUSHION C, BATTERY	H9	85	13	GARNISH, R.	I10	103	5
COIL ASSY., IGNITION	I8	100	3	CUSHION, C.D.I. UNIT	I8	100	1	GASKET B, HEAD COVER.....	E13	52	1
COLLAR A, FR. FENDER	G8	68	4	CYLINDER COMP.	E6	45	1	GASKET SET.....	F4	59	1
COLLAR, 20MM	E16	55	13	CYLINDER SET, MASTER	G5	65	15	GASKET, AIR FEED PIPE.....	H13	89	7
COLLAR, CAM CHAIN ROLLER	E4	43	6	CYLINDER SUB ASSY., FR. BRAKE	G5	65	6	GASKET, CYLINDER.....	E6	45	2
COLLAR, CAM CHAIN TENSIONER ..	E4	43	5	MASTER	G5	65	6	GASKET, CYLINDER HEAD.....	E2	41	5
COLLAR, FR. AXLE DISTANCE	G14	74	4	C.D.I. UNIT	I8	100	2	GASKET, EX. PIPE.....	H14	90	1
	G16	76	4	[D]				GASKET, FLOAT CHAMBER.....	F4	59	17
COLLAR, FR. COWL	I11	103	8	DAMPER SET, WHEEL	H3	79	1	GASKET, HEAD COVER.....	E1	40	2
COLLAR, FR. VISOR	I11	103	9	DIAPHRAGM	G5	65	11	GASKET, IN. PIPE.....	E2	41	8
COLLAR, FR. WHEEL SIDE	G14	74	3	DISK B, CLUTCH FRICTION	E8	47	5	GASKET, L. CRANKCASE COVER ...	E10	49	3
	G16	76	3	DISK, CLUTCH FRICTION	E8	47	4	GASKET, OIL FILTER COVER.....	E13	52	9
COLLAR, FUEL TANK MOUNTING ...	H6	82	12	DISK, FR. BRAKE	G16	76	11	GASKET, OIL PUMP.....	E13	52	3
COLLAR, KICK SPRING	F3	58	5	DOWEL PIN, 10X14.....	E14	53	9	GASKET, R. CRANKCASE COVER ...	E7	46	2
COLLAR, METER	H13	89	9	DOWEL PIN, 8X10.....	E1	40	5				
COLLAR, MUFFLER MOUNTING	H14	90	7	DOWEL PIN, 8X14.....	E7	46	8				
COLLAR, PRIMARY DRIVE GEAR ...	E15	54	6		E10	49	6				
COLLAR, RR. AXLE DISTANCE	H3	79	7		E13	52	14				
COLLAR, RR. AXLE SLEEVE	H3	79	5	DOWEL PIN, SPECIAL, 8X14.....	E2	41	13				
COLLAR, RR. BRAKE PANEL SIDE ..	H2	78	2								



PART NAME INDEX

L 3

Part name	Address	Page	Ref.	Part name	Address	Page	Ref.	Part name	Address	Page	Ref.
GAUGE, OIL LEVEL	E7	46	3	JOINT B, BRAKE ARM	H15	91	18	NUT, FLANGE SPECIAL, 8MM.....	H3	79	13
GEAR, COUNTERSHAFT FIRST	E16	55	4	JOINT, DRIVE CHAIN	I2	94	3	NUT, FLANGE, 10MM.....	H14	90	10
GEAR, COUNTERSHAFT FOURTH	E16	55	10						I5	97	11
GEAR, COUNTERSHAFT SECOND	E16	55	6	[K]					I9	101	6
GEAR, COUNTERSHAFT THIRD	E16	55	8					NUT, FLANGE, 12MM.....	E11	50	4
GEAR, MAINSHAFT FOURTH	E16	55	9	KEY SET	G6	66	1		G14	74	7
GEAR, MAINSHAFT SECOND	E16	55	5	KEY, BLANK	G6	66	3		G16	76	13
GEAR, MAINSHAFT THIRD	E16	55	7	KEY, WOODRUFF, 4MM	E15	54	8		H2	78	11
GEAR, OIL PUMP DRIVEN	E13	52	4						I2	94	12
GEAR, PRIMARY DRIVE	E15	54	7	[L]				NUT, FLANGE, 5MM.....	I4	96	9
GEAR, SPEEDOMETER	G12	72	2					NUT, FLANGE, 6MM.....	G4	64	30
	G16	76	9								31
GEAR, STARTER DRIVEN	E9	48	1	LABEL, AIR CLEANER ELEMENT					G13	73	12
GEAR, STARTER REDUCTION	E9	48	3						H2	78	10
GRIP COMP., THROTTLE	G3	63	10	NOTICE	I15	107	3		H7	83	23
GRIP, L. HANDLE	G3	63	11	LABEL, AIR INTAKE CAUTION.....	I15	107	5	NUT, FLANGE, 7MM.....	E2	41	12
GRIP, RR.	I9	101	3	LABEL, DRIVE	I15	107	4	NUT, FLANGE, 8MM.....	I9	101	5
GROMMET A, RR. COVER	H13	89	1	LABEL, DRIVE CHAIN	I15	107	2	NUT, FLANGE, 8MM.....	I9	101	5
GROMMET, AIR CLEANER CASE	H7	83	19	LABEL, TIRE	I15	107	1	NUT, HEX., 10MM.....	G4	64	27
	H9	85	6	LABEL, TIRE & DRIVE CHAIN.....	I15	107	6		I3	95	7
	I13	105	5	LENS	G2	62	4	NUT, HEX., 6MM.....	H13	89	12
GROMMET, SIDE COVER	H7	83	18	LENS COMP., L.	I5	97	4		I2	94	14
GROMMET, TAILLIGHT	I6	98	8	LENS COMP., R.	I5	97	2	NUT, HEX., 8MM.....	H2	78	15
GUARD, SARI	H16	92	7	LENS COMP., TAILLIGHT.....	I6	98	2		I2	94	15
GUIDE COMP., AIR VENT TUBE ...	H12	88	21	LEVER COMP., CLUTCH	E7	46	4	NUT, RR. FENDER.....	I4	96	6
GUIDE, CLUTCH OUTER	E8	47	2	LEVER COMP., L. HANDLE	G3	63	19	NUT, SPECIAL FLANGE, 14MM.....	E8	47	12
GUIDE, FR. FENDER CABLE	G8	68	1	LEVER COMP., R. HANDLE	G3	63	18		E13	52	11
GUIDE, VALVE	E2	41	2	LEVER, FUEL COCK	H5	81	5	NUT, SPECIAL, 6MM.....	I2	94	11
				LEVER, R. STEERING HANDLE.....	G5	65	16	NUT, SPEED, 4MM.....	I11	103	10
[H]				LOCK ASSY., SEAT	H8	84	5	NUT, SPRING, 5MM.....	G2	62	19
									I11	103	11
HARNES, WIRE	I8	100	7	[M]				NUT, STEERING STEM.....	G6	66	9
				MAINSHAFT	E16	55	1	NUT, TAPPET ADJUSTING.....	E3	42	12
HEADLIGHT UNIT	G1	61	1	MARK, HONDA	J1	109	7	NUT, U, 5MM.....	I4	96	9
HEAD COMP., CYLINDER	E2	41	1	MARK, L. FUEL TANK WING	I16	108	4				
HEAD, CAM CHAIN TENSIONER PUSH				MARK, R. FUEL TANK WING	I16	108	3	[O]			
ROD				MARK, SIDE COVER	J1	109	8				
HOLDER A1, HANDLE PIPE UPPER	E4	43	9					OIL SEAL, 14X22X5	E14	53	10
HOLDER SUB ASSY., AIR CLEANER	H11	87	8	MIRROR COMP., L.	G4	64	23	OIL SEAL, 16X28X7	E7	46	9
HOLDER, HANDLE UNDER	G6	66	5	MIRROR COMP., R.	G4	64	22	OIL SEAL, 17X29X5	F1	56	23
HOLDER, MASTER CYLINDER	G5	65	8	MOTOR UNIT, STARTER	E12	51	3	OIL SEAL, 47X60X7	G13	73	11
HOLDER, NEEDLE JET	F4	59	18	MUFFLER COMP., EX.	H14	90	3	O-RING	E12	51	6
HORN COMP.	I8	100	10						F4	59	11
HOSE COMP., FR. BRAKE	G5	65	2	[N]							
HOUSING, THROTTLE	G3	63	12	NEEDLE SET, JET	F4	59	2	O-RING, 13.8X2.5.....	G10	70	20
				NUT	G5	65	21	O-RING, 18X3.....	E10	49	7
[I]				NUT B, BRAKE ROD ADJUSTING....	G13	73	14	O-RING, 28X2.4	E7	46	11
INDICATOR, FR. BRAKE	G12	72	8					O-RING, 39.5X5	E2	41	14
INDICATOR, RR. BRAKE	H2	78	5	NUT, CLIP, 4MM	H15	91	19	O-RING, 39.5X5	H7	83	21
INSULATOR, CARBURETOR	E2	41	6	NUT, CLIP, 6MM	I4	96	7	O-RING, 40.5X3	H3	79	9
				NUT, CLIP, 6MM	H11	87	13	O-RING, 8.5X1.5.....	G2	62	20
[J]				NUT, EXHAUST PIPE, 8MM	H14	90	9	O-RING, 8.8X1.9.....	E7	46	10
JET, MAIN, #102	F4	59	25	NUT, FLANGE SPECIAL, 10MM.....	G6	66	10	O-RING, 9MM.....	E7	46	10
JET, MAIN, #98	F4	59	25					OUTER COMP., CLUTCH.....	E8	47	1
JET, SLOW, #35	F5	60	26								
JOINT B, BRAKE ARM	G13	73	13	NUT, FLANGE SPECIAL, 12MM.....	G14	74	7	[P]			
					G16	76	13	PACKING.....	G10	70	18
					H2	78	11	PACKING, FUEL STRAINER CUP....	H5	81	1
					I2	94	12				
					H2	78	10				

PART NAME INDEX

L 4

Part name	Address	Page	Ref.	Part name	Address	Page	Ref.	Part name	Address	Page	Ref.
PACKING, LENS	I6	98	4	RETAINER, KICK SPINDLE	F3	58	4	SCREW, PAN, 5X15	H9	85	9
PAD SET, FR.	G11	71	2	RETAINER, VALVE SPRING	E3	42	8	SCREW, PAN, 5X20	G4	64	28
PANEL COMP., RR. BRAKE	H2	78	3	RING SET, PISTON	E15	54	2	SCREW, PAN, 5X22	G4	64	29
PANEL SUB COMP., FR. BRAKE ...	G12	72	4	RING, OIL SEAL STOPPER	G10	70	19	SCREW, PAN, 5X28	G2	62	16
PEDAL COMP., BRAKE	H15	91	9	RING, PISTON	G9	69	9	SCREW, PAN, 6X12	H14	90	8
PEDAL, GEAR CHANGE	H15	91	1	ROD COMP., RR. BRAKE	H15	91	8	SCREW, SIDE STAND PIVOT	I1	93	4
PIECE, OIL LOCK	G9	69	8	ROD COMP., TENSIONER PUSH	E4	43	8	SCREW, TAPPET ADJUSTING	E3	42	11
PINION, KICK STARTER	F3	58	1	ROD, CLUTCH LIFTER	E8	47	10	SCREW, TAPPING, 3X14	G2	62	17
PIN A, PILLION STEP	H16	92	11	ROD, PUSH	G5	65	13	SCREW, TAPPING, 4X10	I11	103	14
PIN COMP., HANGER	G11	71	8	ROLLER COMP., CAM CHAIN GUIDE ..	E4	43	10	SCREW, TAPPING, 4X12	H9	85	10
PIN C, JOINT	H15	91	20	ROLLER, 3X15.8	E13	52	19				
PIN, GUIDE ROLLER	E4	43	11	ROLLER, 3X8.5	F2	57	17		I4	96	8
PIN, PISTON	E15	54	4	ROLLER, CAM CHAIN TENSIONER ...	E4	43	4		I5	97	10
PIN, SHIFT RETURN SPRING	F2	57	10	ROTOR, NEUTRAL SWITCH	F2	57	11		I13	105	8
PIN, SPLIT, 1.6X12	H16	92	10	ROTOR, OIL FILTER	E13	52	8	SCREW, TAPPING, 4X14	G2	62	18
PIN, SPLIT, 2.0X12	H15	91	14	ROTOR, OIL PUMP INNER	E13	52	5	SCREW, TAPPING, 4X20	I6	98	9
PIN, SPLIT, 2.0X15	H2	78	16	ROTOR, OIL PUMP OUTER	E13	52	6	SCREW, TAPPING, 4X8	E13	52	15
	I2	94	18	RUBBER A, SEAT SETTING	H8	84	3	SCREW, TAPPING, 5X12	I11	103	15
PIN, SPLIT, 3.0X30	H15	91	15	RUBBER A, TAILLIGHT MOUNTING ..	I6	98	5	SCREW, TAPPING, 5X16	G2	62	21
	I1	93	7	RUBBER B, SEAT MOUNTING	H7	83	17		H9	85	12
PIPE COMP., AIR FEED	H13	89	6	RUBBER B, STAND STOPPER	I1	93	8		H12	88	16
PIPE COMP., FR. FORK	G9	69	4	RUBBER, CHANGE PEDAL	H15	91	16	SCREW, U-LOCK FLAT, 6X12	G6	66	8
PIPE COMP., INLET	E2	41	7	RUBBER, FR. FENDER MOUNTING ...	G8	68	5	SEAL A, AIR CLEANER	H11	87	3
PIPE, SEAT	G9	69	10	RUBBER, FUEL TANK RR.	H6	82	11	SEAL B, AIR CLEANER	H11	87	2
PIPE, STEERING HANDLE	G6	66	4	RUBBER, KICK STARTER	H15	91	4	SEAL SET, FR. FORK	G9	69	11
PISTON	E15	54	3	RUBBER, LOWER COWL MOUNTING ...	I11	103	7	SEAL SET, PISTON	G11	71	1
	G11	71	4	RUBBER, METER COVER	G2	62	13	SEAL, VALVE STEM	E3	42	1
PIVOT, SHIFT DRUM STOPPER ARM	F2	57	13	RUBBER, MOUNTING	E1	40	4	SEAT ASSY., DOUBLE	H8	84	2
PLATE COMP., GEARSHIFT DRUM				RUBBER, MUFFLER MOUNTING	H14	90	6	SEAT, VALVE SPRING	E3	42	9
STOPPER	F2	57	5	RUBBER, NUMBER PLATE STAY	I10	102	3	SEPARATOR COMP.	G5	65	9
PLATE SET, VALVE	F4	59	9	RUBBER, PILLION STEP	H16	92	4	SET RING, 20MM	F3	58	10
PLATE, BEARING HOLDER	E14	53	8	RUBBER, PROTECTOR MOUNTING ...	H14	90	5	SHAFT, GEARSHIFT FORK	F2	57	3
PLATE, CLUTCH	E8	47	6	RUBBER, PROTECTOR PACKING	H14	90	2	SHAFT, MAIN STAND PIVOT	I1	93	2
PLATE, CLUTCH LIFTER	E8	47	8	RUBBER, SEAT SETTING	H8	84	4	SHAFT, REDUCTION GEAR	E9	48	4
PLATE, CLUTCH PRESSURE	E8	47	7	RUBBER, STEP	H16	92	3	SHAFT, ROCKER ARM	E3	42	4
PLATE, CONTACT FIXING	E14	53	16	RUBBER, STOPPER ARM	H2	78	8	SHOE SET, BRAKE	G12	72	1
PLATE, CYLINDER HEAD	E2	41	4						H2	78	1
PLATE, DIAPHRAGM	G5	65	12	[S]				SLEEVE, RR. WHEEL	H3	79	4
PLATE, FIXING	E16	55	12	SCREEN SET, FUEL STRAINER	H5	81	3	SLIDER, CHAIN	I2	94	8
PLATE, FR. ENGINE HANGER	I9	101	2	SCREEN, OIL FILTER	E13	52	7	SOCKET COMP.	G2	62	8
PLATE, OIL STOPPER	E14	53	3	SCREW-WASHER, 3X22	G2	62	6	SPANNER, 14X17	I14	106	5
PLUG, BLIND	G2	62	11	SCREW-WASHER, 4X10	F4	59	19	SPANNER, 8X10	I14	106	3
PLUG, SPARK	E2	41	9	SCREW-WASHER, 4X18	F4	59	20	SPEEDOMETER ASSY.	G2	62	2
PUMP ASSY., OIL	E13	52	2	SCREW-WASHER, 4X6	E12	51	7	SPEEDOMETER COMP.	G2	62	3
				SCREW-WASHER, 5X16	E12	51	8	SPINDLE COMP., GEARSHIFT	F2	57	8
[R]					H12	88	15	SPINDLE, KICK STARTER	F3	58	3
RACE, STEERING BALL	G7	67	2	SCREW-WASHER, SPECIAL, 4X10 ...	G2	62	15	SPRING A, BRAKE ROD	H15	91	17
RACE, STEERING BOTTOM CONE ...	G7	67	4	SCREW SET	F4	59	6	SPRING A, SIDE STAND	I1	93	10
RACE, STEERING TOP BALL	G7	67	2					SPRING G, MAIN STAND	I1	93	9
RACE, STEERING TOP CONE	G7	67	3	SCREW, BLEEDER	G11	71	11	SPRING SET, BRAKE PEDAL	H15	91	10
RATCHET, STARTER DRIVE	F3	58	2	SCREW, FLAT	G5	65	10	SPRING, BRAKE ARM RETURN	G12	72	10
RECEIVER, CLUTCH CABLE	E7	46	6	SCREW, INNER PANEL	H9	85	7	SPRING, BRAKE SHOE	H2	78	6
RECTIFIER ASSY., SILICON	I8	100	6	SCREW, PAN, 4X40	H7	83	22	SPRING, CAM CHAIN TENSIONER ...	E4	43	7
RECTIFIER COMP., REGULATOR ...	I8	100	5	SCREW, PAN, 4X8	G5	65	18	SPRING, CLUTCH	E8	47	9
REFLECTOR, REFLEX	I4	96	2	SCREW, PAN, 5X11.5	I11	103	12	SPRING, CLUTCH LEVER	E7	46	5
RELAY COMP., STARTER	I8	100	13	SCREW, PAN, 5X12	I11	103	13	SPRING, DRUM STOPPER	F2	57	7
RELAY COMP., WINKER	I8	100	11					SPRING, FRICTION STARTER GEAR ..	F3	58	6
RETAINER, GEAR BOX	G16	76	6					SPRING, FR. BRAKE SHOE	G12	72	5



PART NAME INDEX

L 5

Part name	Address	Page	Ref.	Part name	Address	Page	Ref.	Part name	Address	Page	Ref.
SPRING, FR. FORK	G9	69	3	TUBE, AIR CLEANER CONNECTING ..	H11	87	10	WASHER, SPRING, 10MM	I2	94	17
SPRING, GEARSHIFT RETURN	F2	57	9	TUBE, AIR CLEANER DRAIN	H11	87	7	WASHER, STEERING STEM	G6	66	11
SPRING, KICK RETURN	F3	58	7	TUBE, AIR SUCTION VALVE	H13	89	8	WASHER, THRUST, 15MM	E16	55	15
SPRING, KICK STARTER	H15	91	5	TUBE, AIR VENT	F4	59	24	WASHER, THRUST, 17MM	E8	47	13
SPRING, LOCK KEY SETTING	H8	84	1	TUBE, BREATHER	H11	87	11	WHEEL SUB ASSY., FR.	G14	74	5
SPRING, PAD	G11	71	5	TUBE, FUEL	H7	83	14	WHEEL SUB ASSY., RR.	G16	76	5
SPRING, PUSH ROD	G5	65	14	TUBE, VINYL, 11X15X70	H11	87	6	WHEEL SUB ASSY., RR.	H3	79	8
SPRING, REBOUND	G9	69	5					WINKER ASSY., L. FR.	I5	97	3
SPRING, SEAT CATCH	H8	84	7	[V]				WINKER ASSY., L. RR.	I5	97	6
SPRING, STOP SWITCH	H15	91	7	VALVE ASSY., AIR SUCTION	H13	89	3	WINKER ASSY., R. FR.	I5	97	1
SPRING, VALVE	E3	42	7	VALVE COMP., FLOAT	F4	59	16	WINKER ASSY., R. RR.	I5	97	5
SPROCKET COMP., FINAL DRIVEN ..	H3	79	2	VALVE SET, THROTTLE	F4	59	7	WRENCH, SPARK PLUG	I14	106	4
SPROCKET, CAM	E4	43	1	VALVE, EX.	E3	42	6				
SPROCKET, DRIVE	E16	55	11	VALVE, IN.	E3	42	5				
STAND COMP., MAIN	I1	93	1	VALVE, RIM	G14	74	1				
STATOR COMP.	E11	50	2		G16	76	1				
STAY, FR. FENDER	G8	68	3		H3	79	11				
STAY, FR. NUMBER PLATE	I11	103	6	VISOR SET, FR.	I10	102	1				
STAY, FR. WINKER	I5	97	8					[W]			
STAY, RR. WINKER	I5	97	9	WASHER, 10.3MM	G6	66	12	WASHER, 14MM	G10	70	17
STEM SUB ASSY., STEERING	G7	67	6	WASHER, 14MM	F2	57	15	WASHER, 14.2X26X3	E8	47	14
STOPPER COMP., GEARSHIFT DRUM ..	F2	57	6	WASHER, 14.2X26X3	E8	47	14	WASHER, 15.5X22	E13	52	12
STRIPE, L. FUEL TANK	I16	108	2	WASHER, 15.5X22	H15	91	12	WASHER, 17X22	H15	91	13
STRIPE, L. SIDE COWL	J1	109	6	WASHER, 17X22	H15	91	13	WASHER, 25X20.2X1	I1	93	6
STRIPE, R. FUEL TANK	I16	108	1	WASHER, 25X20.2X1	F3	58	9	WASHER, 8MM	E4	43	18
STRIPE, R. SIDE COWL	I16	108	5	WASHER, 8MM	E4	43	18	WASHER, 8.5X26X2.3	H2	78	12
SUB CORD	I8	100	9	WASHER, 8.5X26X2.3	E4	43	16	WASHER, 9.2MM	E13	52	13
SUB HARNESS	E12	51	5	WASHER, 9.2MM	E13	52	13	WASHER, DRAIN PLUG, 12MM	E14	53	11
SUSPENSION, STARTER RELAY	I8	100	14	WASHER, DRAIN PLUG, 12MM	E14	53	11	WASHER, DRUM STOPPER	F2	57	14
SUSPENSION, WINKER RELAY	I8	100	12	WASHER, DRUM STOPPER	F2	57	14	WASHER, OIL BOLT	G5	65	22
SWINGARM SUB ASSY., RR.	I2	94	9	WASHER, OIL BOLT	G5	65	22	WASHER, PILLION STEP	H16	92	5
SWITCH ASSY., CLUTCH	G3	63	7	WASHER, PILLION STEP	H16	92	5	WASHER, PLAIN, 10MM	H14	90	11
SWITCH ASSY., COMBINATION & LOCK	G6	66	2	WASHER, PLAIN, 10MM	H14	90	11	WASHER, PLAIN, 12MM	I3	95	8
SWITCH ASSY., FR. STOP	G3	63	8	WASHER, PLAIN, 12MM	I3	95	8	WASHER, PLAIN, 6MM	G8	68	6
	G5	65	1	WASHER, PLAIN, 6MM	G8	68	6	WASHER, PLAIN, 6X16	H16	92	9
SWITCH ASSY., RR. STOP	H15	91	6	WASHER, PLAIN, 6X16	H16	92	9	WASHER, PLAIN, 6.5X15	H13	89	10
SWITCH ASSY., STARTER	G3	63	5	WASHER, PLAIN, 6.5X15	H13	89	10	WASHER, PLAIN, 8MM	E4	43	15
SWITCH ASSY., THROTTLE	F4	59	10	WASHER, PLAIN, 8MM	I2	94	16	WASHER, RR. AXLE	H2	78	13
SWITCH ASSY., WINKER	G3	63	6	WASHER, RR. AXLE	H2	78	13	WASHER, SEALING, 14MM	E4	43	19
[T]				WASHER, SEALING, 14MM	E4	43	19	WASHER, SEALING, 6.5MM	E4	43	17
TAILLIGHT UNIT	I6	98	1	WASHER, SEALING, 6.5MM	E4	43	17	WASHER, SPECIAL, 10MM	E7	46	7
TANK ASSY., FUEL	H5	81	7	WASHER, SPECIAL, 10MM	E7	46	7	WASHER, SPECIAL, 12X23	I3	95	6
	H6	82	7	WASHER, SPECIAL, 12X23	I3	95	6	WASHER, SPECIAL, 14MM	E16	55	14
THREAD COMP., STEERING HEAD TOP	G7	67	7	WASHER, SPECIAL, 14MM	F3	58	8	WASHER, SPECIAL, 14MM	F3	58	8
TIRE, FR.	G14	74	6	WASHER, SPECIAL, 24X12X2.3	E11	50	3	WASHER, SPECIAL, 24X12X2.3	E11	50	3
	G16	76	7	WASHER, SPEEDOMETER GEAR	G12	72	3	WASHER, SPLINE, 17MM	E16	55	16
TIRE, RR.	H3	79	10	WASHER, SPLINE, 17MM	E16	55	16	WASHER, SPLINE, 20MM	E16	55	17
TOP SET	F5	60	27	WASHER, SPLINE, 20MM	E16	55	17				
TRAY, BATTERY	I7	99	3								
TRAY, FUEL	H6	82	9								
TUBE	G1	61	3								
TUBE A, AIR SUCTION VALVE	H13	89	4								
TUBE B, AIR SUCTION VALVE	H13	89	5								
TUBE, 3.5X360	F4	59	23								
TUBE, 5X450	I7	99	4								

1

FOREWORD INDEX

2

ENGINE GROUP

3

FRAME GROUP

4

PART NUMBER INDEX

5

PART NAME INDEX

HONDA
The Power of Dreams



PARTS CATALOGUE NEWS

Honda Motor Co., Ltd.
Customer Service Technology Development Division

PARTS CATALOGUE - CORRECTED

Printed in Japan

CODE NO.	18KWSA05
PARTS CATALOGUE NEWS	CBF110/CBF110M CBF110MS CBF110A/C/E CBF110MA/C/E CBF110MSE
NEWS NO.	001

(ID-KD)KWS

Block No.	Ref. No.	Note	Part No.	Description	Reqd. QTY									Serial No.	Parts catalogue code
					CBF110			CBF110M			CBF110MS				
					A	C	E	A	C	E	A	C	E		
F-5	2	A	45126-KWS-922	HOSE COMP., FR. BRAKE	-	-	-	-	-	-	1	1		-----	2C0, PE
		T	45126-KWS-B21	-	-	-	-	-	-	1	-		-----	2LA, 6ID
F-25	1	E	17211-KWS-B00	*PARTS NO. DELETION											
		T	17211-KWS-900	ELEMENT COMP., AIR CLEANER ...	1	1	1	1	1	1	1	1	1		
	5	E	17225-KWS-B00	*PARTS NO. DELETION											
		T	17225-KWS-600	CASE SUB ASSY., AIR CLEANER ..	-	1	1	-	1	1	1				
	8	E	17235-KWS-B00	*PARTS NO. DELETION											
		T	17235-KWS-900	HOLDER SUB ASSY., AIR CLEANER	1	1	1	1	1	1	1	1	1		
	9	E	17245-KWS-B00	*PARTS NO. DELETION											
		T	17245-KWS-600	COVER SUB ASSY., AIR CLEANER	-	1	1	-	1	1	1				

NOTE A:PART NO. CHANGE D:NEWLY PROVIDED E:PART NO. DELETION K:REQUIRED NO. CORRECTION L:APPLICATION SERIAL NO. CORRECTION
M:PART DESCRIPTION CORRECTION T:APPLICATION CORRECTION Z:REMARKS CHANGE



PARTS CATALOGUE NEWS

Honda Motor Co., Ltd.
Customer Service Technology Development Division

PARTS CATALOGUE - CORRECTED

Printed in Japan

CODE NO.	18KWSA05
PARTS CATALOGUE NEWS	CBF110/CBF110M CBF110MS CBF110A/C/E CBF110MA/C/E CBF110MSE
NEWS NO.	002

(ID-KD)KWS

Block No.	Ref. No.	Note	Part No.	Description	Reqd. QTY						Serial No.	Parts catalogue code	
					CBF110 A C E	CBF110M A C E	CBF110MS E						
F-30	12	T	95701-08012-08	BOLT, FLANGE, 8X12	-	-	(2)	-	-	(2)	-		
					(2)	(2)	-	-	-	(2)	-----	-----	31D, ID, PE
					-	-	-	(2)	(2)	-	-----	-----	21D, 31D, 41D, ID

NOTE A:PART NO. CHANGE D:NEWLY PROVIDED E:PART NO.DELETION K:REQUIRED NO. CORRECTION L:APPLICATION SERIAL NO. CORRECTION
M:PART DESCRIPTION CORRECTION T:APPLICATION CORRECTION Z:REMARKS CHANGE

PARTS CATALOGUE NEWS

BOOKNo. : 18KWSA05

Block No.	Ref. No.	Note	Part No.	Description	Reqd. QTY									Serial No.	Parts catalogue code
					A	CBF110 C	E	A	CBF110M C	E	CBF110MS E				
	13	D	95802-10055-00	BOLT, FLANGE, 10X55.....	1	1	1	1	1	1	1				
F-29	21	D	95702-06020-07	BOLT, FLANGE, 6X20.....	1	1	1	1	1	1	1				
	22	D	95702-08035-00	BOLT, FLANGE, 8X35.....	1	1	1	1	1	1	1				
F-30	12	D	95702-08012-08	BOLT, FLANGE, 8X12.....	(2)	(2)	-	-	-	-	(2)	-----	-----	3ID, ID, PE	
					-	-	(2)	-	-	(2)	-				
					-	-	-	(2)	(2)	-	-	-----	-----	2ID, 3ID, 4ID, ID	
	13	D	95702-08016-07	BOLT, FLANGE, 8X16.....	2	2	2	2	2	2	2				
	14	D	95702-08020-07	BOLT, FLANGE, 8X20.....	1	1	1	1	1	1	1				
	15	D	95702-08035-00	BOLT, FLANGE, 8X35.....	(2)	(2)	-	-	-	-	(2)	-----	-----	3ID, ID, PE	
					-	-	(2)	-	-	(2)	-				
					-	-	-	(2)	(2)	-	-	-----	-----	2ID, 3ID, 4ID, ID	
F-33	9	D	95802-10035-00	BOLT, FLANGE, 10X35.....	2	2	2	2	2	2	-	-----	-----	2ID, 2LA, 3ID, 4ID, 5ID, 6ID, ID, LA	
F-36	10	D	95702-06022-00	BOLT, FLANGE, 6X22.....	2	2	2	2	2	2	2				
F-37	5	D	95702-06016-08	BOLT, FLANGE, 6X16.....	1	1	1	1	1	1	1				
F-38	15	D	95702-06012-00	BOLT, FLANGE, 6X12.....	1	1	1	1	1	1	1				
	16	D	95702-06016-08	BOLT, FLANGE, 6X16.....	1	1	1	1	1	1	1				
F-39	7	D	95702-08016-08	BOLT, FLANGE, 8X16.....	4	4	4	4	4	4	4				
	8	D	95802-08060-00	BOLT, FLANGE, 8X60.....	4	4	4	4	4	4	4				
	9	D	95802-10085-00	BOLT, FLANGE, 10X85.....	1	1	1	1	1	1	1				
	10	D	95802-10095-00	BOLT, FLANGE, 10X95.....	1	1	1	1	1	1	1				

NOTE A:PART NO. CHANGE D:NEWLY PROVIDED E:PART NO.DELETION K:REQUIRED NO. CORRECTION L:APPLICATION SERIAL NO. CORRECTION
M:PART DESCRIPTION CORRECTION T:APPLICATION CORRECTION Z:REMARKS CHANGE



PARTS CATALOGUE NEWS

Honda Motor Co., Ltd.
Customer Service Technology Development Division

PARTS CATALOGUE - CORRECTED

Printed in Japan

CODE NO.	18KWSA05
PARTS CATALOGUE NEWS	CBF110/CBF110M CBF110MS CBF110A/C/E CBF110MA/C/E CBF110MSE
NEWS NO.	004

(ID-KD)KWS

Block No.	Ref. No.	Note	Part No.	Description	Reqd. QTY						Serial No.	Parts catalogue code	
					CBF110 A C E	CBF110M A C E	CBF110MS E						
F-5	2	E	45126-KWS-922	*PARTS NO. DELETION									
		A	45126-KWS-923	HOSE COMP., FR. BRAKE.....	-	-	-	-	-	1	1	-----	2C0, PE

NOTE A:PART NO. CHANGE D:NEWLY PROVIDED E:PART NO.DELETION K:REQUIRED NO. CORRECTION L:APPLICATION SERIAL NO. CORRECTION
M:PART DESCRIPTION CORRECTION T:APPLICATION CORRECTION Z:REMARKS CHANGE



PARTS CATALOGUE NEWS

Honda Motor Co., Ltd.
Service Division Service Technology

PARTS CATALOGUE - CORRECTED

Printed in Japan

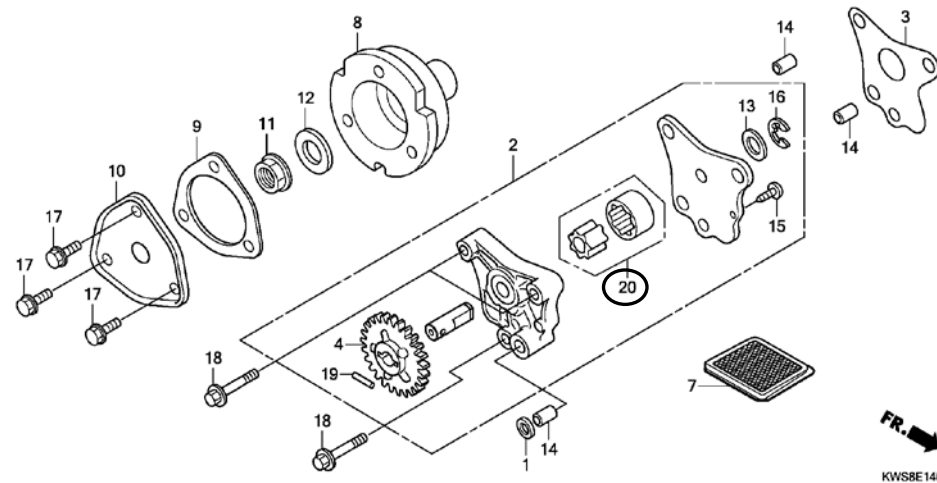
CODE NO.	18KWSA05
PARTS CATALOGUE NEWS	CBF110/CBF110M CBF110MS CBF110A/C/E CBF110MA/C/E CBF110MSE
NEWS NO.	005

(ID-KD)KWS

Block No.	Ref. No.	Note	Part No.	Description	Reqd. QTY			Serial No.	Parts catalogue code
					CBF110 A C E	CBF110M A C E	CBF110MS E		

E-14 OIL PUMP

Ref. No.	(Relative ref. Number)	Description	FRT
20	1131C7	ROTOR, OIL PUMP	0.5



E-14	5	E	15331-324-000	*PARTS NO. DELETION
	6	E	15332-324-000	*PARTS NO. DELETION

NOTE A:PART NO. CHANGE D:NEWLY PROVIDED E:PART NO. DELETION K:REQUIRED NO. CORRECTION L:APPLICATION SERIAL NO. CORRECTION
M:PART DESCRIPTION CORRECTION T:APPLICATION CORRECTION Z:REMARKS CHANGE

PARTS CATALOGUE NEWS

BOOKNo. :18KWSA05

Block No.	Ref. No.	Note	Part No.	Description	Reqd. QTY									Serial No.	Parts catalogue code
					A	CBF110 C	E	A	CBF110M C	E	CBF110MS E				
	20	D	15021-324-000	ROTOR SET, OIL PUMP.....	1	1	1	1	1	1	1				

NOTE A:PART NO. CHANGE D:NEWLY PROVIDED E:PART NO. DELETION K:REQUIRED NO. CORRECTION L:APPLICATION SERIAL NO. CORRECTION
M:PART DESCRIPTION CORRECTION T:APPLICATION CORRECTION Z:REMARKS CHANGE