



CBF125S

CBF125S_J
CBF125S_K

PARTS CATALOGUE

1

FOREWORD INDEX

1

ENGINE GROUP

2

FRAME GROUP

3

PART NUMBER INDEX

4

PART NAME INDEX

5

Instruction for use of parts catalogue

- **This parts catalogue has been created as of December 01, 2017.**
 - Since this date, the sales practice for repair parts may have been changed or the parts may have been eliminated (listed for those not for sale).
 - The modified information is reflected on the latest Electronic Parts Catalogue (EPC). Also, refer to the parts catalogue news for any change.
 - See the parts catalogue news for any revision that is made after December 01, 2017.
- **Always specify the part number when ordering a part.**
 - Check the model, type, serial numbers, color, maker, and the size as needed before ordering a part.
 - Note that the illustrations (part drawings) can differ from the actual parts in shape. They are given just to help you to refer to the parts.
- **When modifications or additions to this parts catalogue are made, a revised edition will be issued at an appropriate time, with successively progressing revision numbers on the cover. We recommend obtaining such revisions in order to keep your parts catalogue up-to-date at all times. To check whether a parts catalogue revision has been issued, please contact your Honda distributor.**

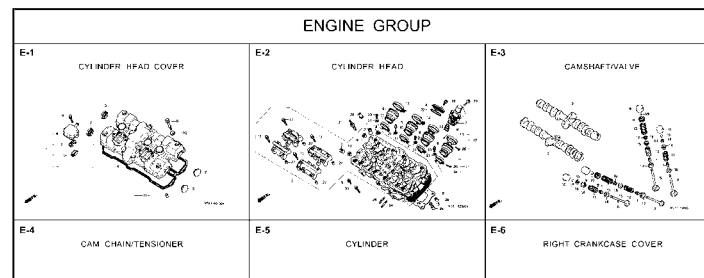
Initial version issue date
December 01, 2017
Honda Motor Co., Ltd.

CONTENTS

	Page
● Instruction for use of parts catalogue	1
● How to refer to the part information	2
● Part catalogue structure	3
● When the parts were revised.....	5
● Abbreviations used in the parts catalogue.....	5
● Part block and serial number check	6
● Color label attachment position check.....	6
● Models, parts catalogue codes and applicable serial numbers.....	7
● Color label	8
● Color chart.....	9
● Fuel hose, general purpose hoses and vinyl hose	12
● FLAT RATE SERVICE TIME	16
● Illustrated index	21
● ENGINE GROUP.....	28
● FRAME GROUP.....	52
● PART NO. INDEX.....	89
● PART NAME INDEX.....	92

How to refer to the part information

A Reference with "Illustrated index"

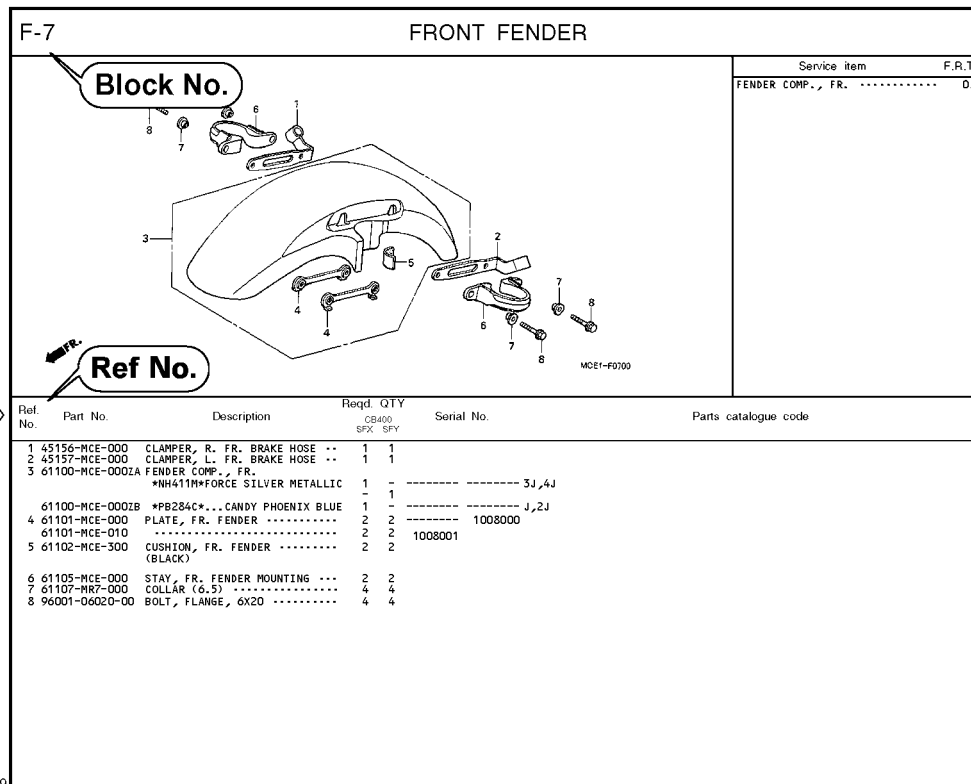


B Reference with "Part number index"

PART NO. INDEX			
Part Number	Page	Ref.	
04000			13323-MY9-751 28 10
			13324-MY9-751 28 10
04911-MCE-000	26	1	13325-MY9-751 28 10
			13327-MY9-751 28 10
06000			14000
06405-MY5-P00	67	3	14100-MCE-000 13 2
06405-MY5-P10	67	3	14200-MCE-000 13 3
06410-MY9-860	56	1	14321-MCE-000 16 2
06435-MCE-006	55	1	14401-MCE-003 16 3
06451-166-405	51	2	14510-MCE-000 16 4
06451-443-405	55	2	14520-MY9-691 16 5
06451-MA7-405	51	1	14524-MY9-690 16 6
06455-MCE-006	51	3	14546-MCE-000 16 7
			14620-MY9-691 16 8
11000			14711-MCE-000 13 4
11210-MCE-000	25	1	14712-MCE-000 13 5
11330-MCE-305	18	1	14721-MCE-000 13 6
11333-RT3-000	22	1	14722-MCE-000 13 7
11335-MCE-000	18	2	14730-MCE-000 13 8
11360-MCE-000	23	1	14731-MCE-000 13 9
11365-MCE-000	23	2	14731-MY9-751 13 10
11396-MY9-000	18	3	14751-MY2-000 13 11
11631-MCE-000	21	1	14751-MCE-000 13 12
11691-MY9-000	21	2	14761-MCE-000 13 13

C Reference with "Part name index"

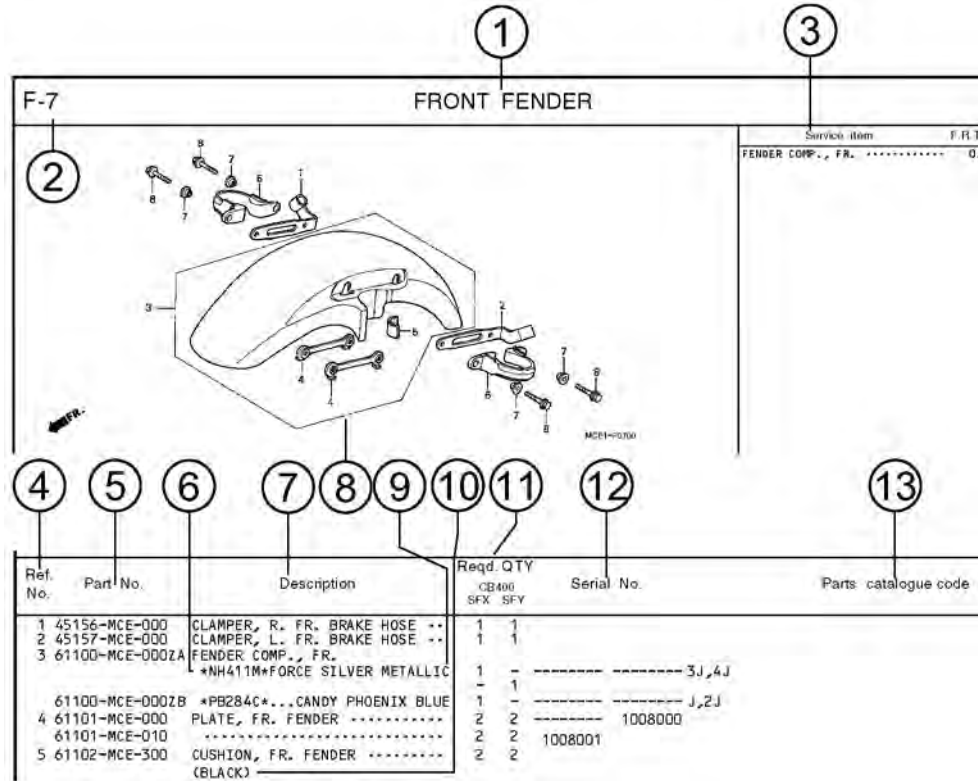
PART NAME INDEX			
Part name	Page	Ref.	Pe
[A]			
ADJUSTER, CHAIN	67	5	BOLT, CHANGE
ARM COMP., GEAR CHANGE	64	3	BOLT, CLUTCH
ARM, L. MAIN STEP	65	8	BOLT, CONNECT
ARM, L. PILLION STEP	65	12	BOLT, DISK, 4
ARM, R. MAIN STEP	65	5	BOLT, DRAIN F
ARM, R. PILLION STEP	65	11	BOLT, FLANGE
AUTO COOK ASSY., FUEL	73	3	BOLT, FLANGE
AXLE, FR. WHEEL	52	5	BOLT, FLANGE
AXLE, RR. WHEEL	56	3	BOLT, FLANGE
[B]			
BAG, AIR PRESSURE GAUGE	77	4	BOLT, FLANGE
BAG, SERVICE BOOK	77	1	BOLT, FLANGE
BAG, TOOL	77	3	BOLT, FLANGE
BALL, STEEL	65	20	BOLT, FLANGE
BAND A, INSULATOR	11	11	BOLT, FLANGE
BAND B, INSULATOR	11	12	BOLT, FLANGE
BAND, AIR CLEANER CONNECTING TUBE	62	22	BOLT, FLANGE
BAND, U-LOCK	70	3	BOLT, FLANGE
BAND, WIRE	26	14	BOLT, FLANGE
	63	21	BOLT, FLANGE
	74	18	BOLT, FLANGE



Page No.

2000.09.01 E

Part catalogue structure



① Block title ② Block number

③ Service item/Flat rate time

④ Reference number

- Title number marked with the parenthesis or parentheses indicates that it continues from the previous page.

⑤ Part number ⑥ Honda color code

⑦ Description

⑧ Assemblies

- Sections framed with broken lines in the exploded view drawings are available as complete assemblies. (Their individual parts can also be obtained.)

⑨ Color description

⑩ Note

- Notes are shown with the parentheses in the part name column.

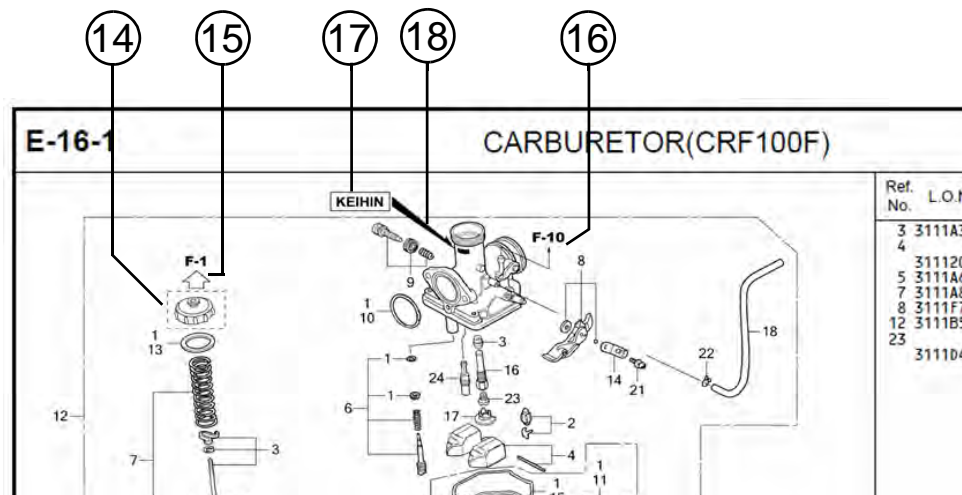
⑪ Required quantity

- Reqd. QTY shown in the parenthesis or parentheses indicates the optional part.
- Reqd. QTY marked with "N" indicates the optional part that should be selected as needed.
- Reqd. QTY indicates the number of the part used in the block.

⑫ Serial number

⑬ Parts catalogue code

- When the parts catalogue code column is blank, it indicates that the part is applicable to all codes.



⑭
 • Parts enclosed within a dotted line are covered in a different block.

⑮
 • A hollow arrow indicates the block No. for the parts enclosed within a dotted line .


⑯
 • A solid arrow indicates the block No. the part in question is connected to.

⑰ **Replacement Identification Information for Designated Part No.**

⑱ **Location of Replacement Identification Information for Designated Part No.**

- If an arrow mark is indicated in 18, the part is incompatible with a different part No.
- Make sure to order the part of the same manufacture, including the component part.
- To make an order, indicate the part No., which includes the symbol displayed on the applicable section of the part to be replaced.

When the parts were revised



Ref. No.	Part No.	Description	Reqd. QTY		Serial No.
			CB400 SFX	SFY	
1	45156-MCE-000	CLAMPER, R. FR. BRAKE HOSE ..	1	1	
2	45157-MCE-000	CLAMPER, L. FR. BRAKE HOSE ..	1	1	
3	61100-MCE-000ZA	FENDER COMP., FR. *NH411M*FORCE SILVER METALLIC	1	-	-----3J,4J
	61100-MCE-000ZB	*PB284C*...CANDY PHOENIX BLUE	1	-	-----J,2J
4	61101-MCE-000	PLATE, FR. FENDER (###).....	2	2	-----1008000
	61101-MCE-010	2	2	-----1008001
5	61102-MCE-300	CUSHION, FR. FENDER (BLACK)	2	2	
6	61105-MCE-000	STAY, FR. FENDER MOUNTING ...	2	2	
7	61107-MR7-000	COLLAR (6,5)	4	4	
8	96001-06020-00	BOLT, FLANGE, 6X20	4	4	


The number has been used from the initial model without revision.

When shown at the left side, it is applicable to the models of No.1008001 and the subsequent numbers.

When shown at the right side, it is applicable to the models up to No.1008000.

The parts listed with "###" at the end of the parts name have limited supply period (parts not for sale).

Abbreviations used in the parts catalogue

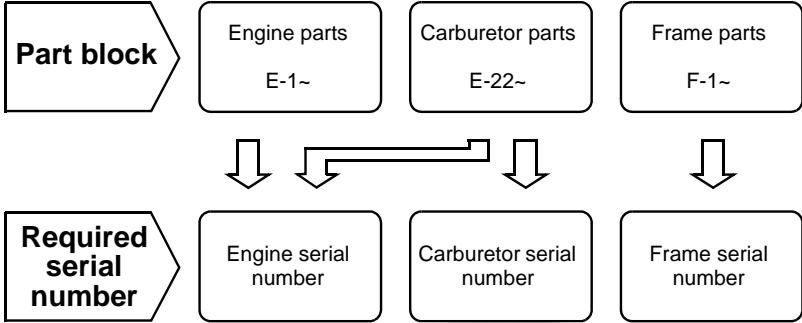


* "L." or "R." in the description of a part stands for the LEFT hand side or the RIGHT hand side. Determine the left or right as if you were in the motorcycle seat.

The following abbreviations are used in this parts catalogue.

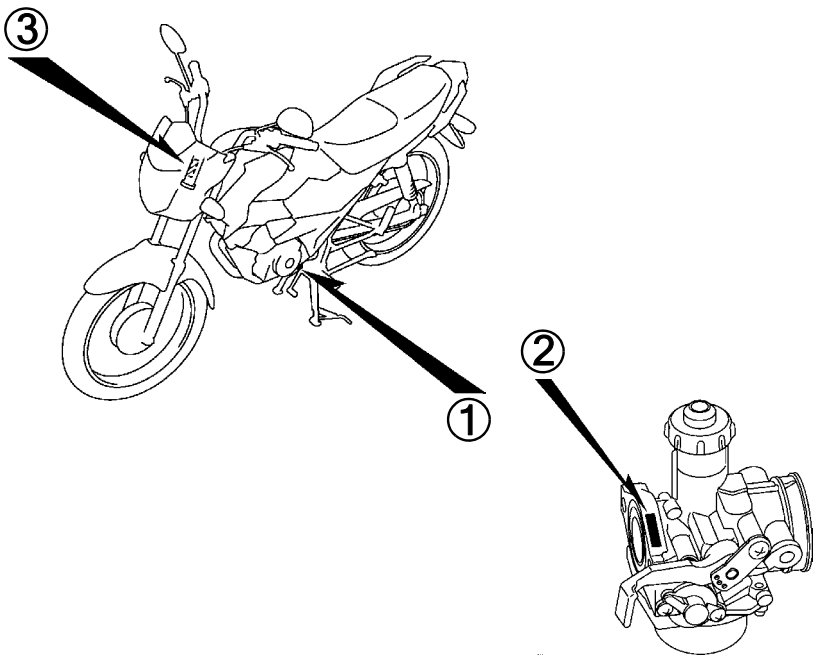
A Ampere	L.Left
ABS Anti-lock brake system	L (100L) .Link (100 Links)
A.C. Alternating current	L.E.D.Light emitted diode
A.M. Attaching mark	MMMillimeter
ASSY. Assembly	MPHMiles per hour
C.D.I. Capacitive discharge ignition	R.Right
COMP. ... Complete	RR.Rear
CP. Candle power	STD.Standard
D.C. Direct current	T (22T) ...Tooth (22 Teeth)
EX. Exhaust	TCSTraction control system
FR. Front	T.M.Transcript mark
G Gram	VVolt
HEX. Hexagonal	WWatt
IN. Inlet	WLWith labelling
KPH Kilometers per hour	WOLWithout labelling

Part block and serial number check

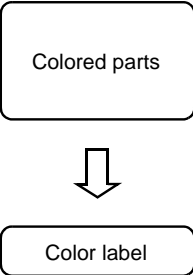


Check point

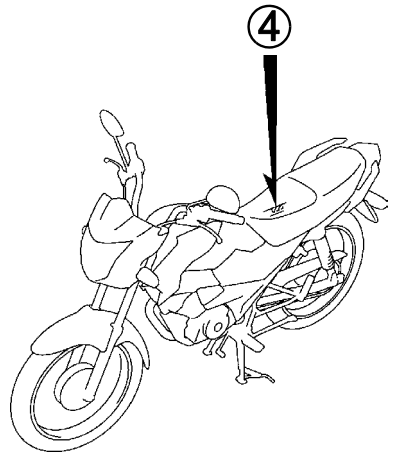
① ② ③



Color label attachment position check



④



Models, parts catalogue codes and applicable serial numbers

Models, parts catalogue codes and applicable serial Nos. given in this parts catalogue can be identified as follows.

Parts with parts catalogue codes are exclusive for models destined for countries designated.

If no area codes are listed, parts are for common use.

Model	Parts catalogue code	Type	Applicable engine serial No.	Applicable frame serial No.	Applicable carburetor serial No.
CBF125Sj	2LA	Latin America	JA25E-4500017~	LALJA259*J3200017~	PB 7RWB
	3LA		JA25E-4500001~	LALJA259*J3200001~	7YR A
	4LA		JA25E-4500011~	LALJA259*J3200011~	7YS A
	CL	Chili	JA25E-4500005~	LALJA259*J3200005~	
	LA	Latin America	JA25E-4500013~	LALJA259*J3200013~	7YQ A
CBF125Sk	PE	Peru			7YR A

* Of carburetor/throttle body identification numbers, only the portions underlined in the example below are used for registration.

7YR A KC 7

1

Color label

- When ordering parts, check the model name, main color, and code by observing the “COLOR LABEL” on the vehicle.
- When ordering a colored part, use the color chart in the instruction for use of parts catalogue.

VFR800FIW COLOR R-157 CODE R157		MODEL	VFR800FIW					
	No.	COLOR	Sparkling silver metallic	Mute black metallic	Applicable model		Applicable block No.	Re
		CODE	NH-295M	NH-359M	Initial applicable model	Final applicable model		
	Name of colored parts	Basic part No.	NH295	NH359				
	1							
	2							
	3							
	4							
	5							
	6							
	7							
	8							
	9							
	10							

Color chart

- When ordering a colored part, refer to the chart below and use a part number consisting of the relevant basic part number to which has been added a part color code.

CBF125S (CBF125Sj)

No.	MODEL		CBF125SJ							
	COLOR		Water blue metallic B-225M	Pearl cancer white NH-495P	Pearl procyon black NH-A06P	Candy scintillate red R-356C	Applicable model		Applicable block No.	Ref. No.
	CODE		B225	NH495	NHA06	R356	Initial applicable model	Final applicable model		
	Name of colored parts	Basic part No.								
1	BOX ASSY., SPEEDOMETER GEAR	44800-KYA-620	ZC	ZC	ZC	ZC			F-14-40	9
2	BRIDGE, FORK TOP	53230-KYY-930	ZB	ZB	ZB	ZB			F-7	8
3	COVER B, L. SIDE	83645-K52-900	ZD	ZB	ZC	ZA			F-24	5
4	COVER B, R. SIDE	83545-K52-900	ZD	ZB	ZC	ZA			F-24	3
5	COVER SET, FR.	61300-K52-900	ZA	ZA	ZA	ZA			F-43	1
6	COVER SET, L. SIDE	83620-K52-900	ZA	ZA	ZA	ZA			F-24	4
7	COVER SET, R. SIDE	83520-K52-900	ZA	ZA	ZA	ZA			F-24	1
8	FENDER A, FR.	61100-K52-900	ZD	ZB	ZC	ZA			F-10	5
9	FENDER SET, RR.	80110-K52-900	ZA	ZA	ZA	ZA			F-34	4
10	FENDER SET, RR.	80110-K52-910	ZA	ZA	ZA	ZA			F-34	4
11	GARNISH, L. FR.	61304-K52-900	ZD	ZB	ZC	ZA			F-43	3
12	GARNISH, R. FR.	61303-K52-900	ZD	ZB	ZC	ZA			F-43	2
13	GRIP, L. RR.	50325-KVC-D50	ZA	ZA	ZA	ZA			F-23-10	2
14	GRIP, R. RR.	50315-KVC-D50	ZA	ZA	ZA	ZA			F-23-10	1
15	LABEL, DRIVE CAUTION	87560-KYY-600	ZB	ZA	ZB	ZB			F-49	5
16	MARK, HONDA	86101-K52-900	ZA	ZA	ZA	ZA			F-50	1
17	MARK, HONDA	86102-K52-900	ZA	ZA	ZA	ZA			F-50	2
18	MARK, L. WING	86202-K52-900	ZA	ZD	ZC	ZB			F-50	4
19	MARK, R. WING	86201-K52-900	ZA	ZD	ZC	ZB			F-50	3
20	MARK, SIDE COVER	86831-K52-900	ZA	ZA	ZA	ZA			F-50	5

CBF125S (CBF125Sj)

No.	MODEL		CBF125Sj							
	COLOR		Water blue metallic	Pearl cancer white	Pearl procyon black	Candy scintillate red	Applicable model		Applicable block No.	Ref. No.
	CODE		B-225M	NH-495P	NH-A06P	R-356C	Initial applicable model	Final applicable model		
	Name of colored parts	Basic part No.	B225	NH495	NHA06	R356				
21	PANEL COMP., RR. BRAKE	43100-KYY-900	ZA	ZA	ZA	ZA			F-18	3
22	SHROUD SET, L. OUTER	64320-K52-900	ZA	ZD	ZC	ZB			F-22	3
23	SHROUD SET, R. OUTER	64220-K52-900	ZA	ZD	ZC	ZB			F-22	1
24	TANK COMP., FUEL	17510-K52-900	ZD	ZB	ZC	ZA			F-21	10
25	WHEEL SUB ASSY., FR.	44650-K52-900	ZB	ZB	ZB	ZB			F-14-40	6
26	WHEEL SUB ASSY., RR.	42650-K52-900	ZB	ZB	ZB	ZB			F-19-30	8

CBF125S (CBF125Sk)

No.	MODEL		CBF125SK							
	COLOR		Water blue metallic	Pearl cancer white	Pearl procyon black	Candy scintillate red	Applicable model		Applicable block No.	Ref. No.
	CODE		B-225M	NH-495P	NH-A06P	R-356C	Initial applicable model	Final applicable model		
	Name of colored parts	Basic part No.	B225	NH495	NHA06	R356				
1	BOX ASSY., SPEEDOMETER GEAR	44800-KYA-620	ZC	ZC	ZC	ZC			F-14-40	9
2	BRIDGE, FORK TOP	53230-KYY-930	ZB	ZB	ZB	ZB			F-7	8
3	COVER B, L. SIDE	83645-K52-900	ZD	ZB	ZC	ZA			F-24	5
4	COVER B, R. SIDE	83545-K52-900	ZD	ZB	ZC	ZA			F-24	3
5	COVER SET, FR.	61300-K52-900	ZA	ZA	ZA	ZA			F-43	1
6	COVER SET, L. SIDE	83620-K52-900	ZA	ZA	ZA	ZA			F-24	4
7	COVER SET, R. SIDE	83520-K52-900	ZA	ZA	ZA	ZA			F-24	1
8	FENDER A, FR.	61100-K52-900	ZD	ZB	ZC	ZA			F-10	5
9	FENDER SET, RR.	80110-K52-900	ZA	ZA	ZA	ZA			F-34	4
10	GARNISH, L. FR.	61304-K52-900	ZD	ZB	ZC	ZA			F-43	3
11	GARNISH, R. FR.	61303-K52-900	ZD	ZB	ZC	ZA			F-43	2
12	GRIP, L. RR.	50325-KVC-D50	ZA	ZA	ZA	ZA			F-23-10	2
13	GRIP, R. RR.	50315-KVC-D50	ZA	ZA	ZA	ZA			F-23-10	1
14	LABEL, DRIVE CAUTION	87560-KYY-600	ZB	ZA	ZB	ZB			F-49	5
15	MARK, HONDA	86101-K52-900	ZA	ZA	ZA	ZA			F-50	1
16	MARK, HONDA	86102-K52-900	ZA	ZA	ZA	ZA			F-50	2
17	MARK, L. WING	86202-K52-900	ZA	ZD	ZC	ZB			F-50	4
18	MARK, R. WING	86201-K52-900	ZA	ZD	ZC	ZB			F-50	3
19	MARK, SIDE COVER	86831-K52-900	ZA	ZA	ZA	ZA			F-50	5
20	PANEL COMP., RR. BRAKE	43100-KYY-900	ZA	ZA	ZA	ZA			F-18	3
21	SHROUD SET, L. OUTER	64320-K52-900	ZA	ZD	ZC	ZB			F-22	3
22	SHROUD SET, R. OUTER	64220-K52-900	ZA	ZD	ZC	ZB			F-22	1
23	TANK COMP., FUEL	17510-K52-900	ZD	ZB	ZC	ZA			F-21	10
24	WHEEL SUB ASSY., FR.	44650-K52-900	ZB	ZB	ZB	ZB			F-14-40	6
25	WHEEL SUB ASSY., RR.	42650-K52-900	ZB	ZB	ZB	ZB			F-19-30	8



Fuel hose, general purpose hoses and vinyl hose

- The standard part fuel hose, general purpose hose and vinyl hose may be substituted by the coiled bulk part.
- When ordering the standard part fuel hose, general purpose hose and vinyl hose use the bulk part number written in the parts catalogue in brackets () underneath the part name, or use the catalogue below.
(The bulk part standard length is 1 m, however, those displayed in the catalogue < > are available in 3 m and 8 m lengths.)
- When exchanging the hose, cut and use at the specified length as mentioned in the part name.
(For the method of cutting the bulk part, and method of filling out orders etc., please refer to the service manual and the instructions issued with the bulk part.)
- The list below is a catalogue of the standard part numbers and bulk part numbers. Note that those numbers are applicable to the listed replacement parts only.

Fuel hoses/Tubes			
Standard part No.	Bulk part No.	Bulk part	
		Inner diameter (mm)	Length (m)
95001-30xxx-2x	95001-30001-20M	3.0	1
95001-30xxx-3x	95001-30001-30M	3.0	1
95001-30xxx-4x	95001-30001-40M	3.0	1
95001-35xxx-2x	95001-35001-50M <95001-35003-50M>	3.5	1 3
95001-35xxx-3x	95001-35001-60M <95001-35003-60M>	3.5	1 3
95001-35xxx-4x	95001-35001-60M <95001-35003-60M>	3.5	1 3
95001-35xxx-5x	95001-35001-50M <95001-35003-50M>	3.5	1 3
95001-35xxx-6x	95001-35001-60M <95001-35003-60M>	3.5	1 3
95001-45xxx-2x	95001-45001-50M <95001-45003-50M>	4.5	1 3
95001-45xxx-3x	95001-45001-60M <95001-45003-60M> <95001-45008-60M>	4.5	1 3 8
95001-45xxx-4x	95001-45001-60M <95001-45003-60M> <95001-45008-60M>	4.5	1 3 8
95001-45xxx-5x	95001-45001-50M <95001-45003-50M>	4.5	1 3
95001-45xxx-6x	95001-45001-60M <95001-45003-60M> <95001-45008-60M>	4.5	1 3 8
95001-55xxx-2x	95001-55001-50M <95001-55003-50M> <95001-55008-50M>	5.5	1 3 8

Fuel hoses/Tubes			
Standard part No.	Bulk part No.	Bulk part	
		Inner diameter (mm)	Length (m)
95001-55xxx-3x	95001-55001-60M <95001-55003-60M> <95001-55008-60M>	5.5	1 3 8
95001-55xxx-4x	95001-55001-60M <95001-55003-60M> <95001-55008-60M>	5.5	1 3 8
95001-55xxx-5x	95001-55001-50M <95001-55003-50M> <95001-55008-50M>	5.5	1 3 8
95001-55xxx-6x	95001-55001-60M <95001-55003-60M> <95001-55008-60M>	5.5	1 3 8
95001-75xxx-2x	95001-75001-50M <95001-75003-50M>	7.5	1 3
95001-75xxx-3x	95001-75001-60M <95001-75003-60M> <95001-75008-60M>	7.5	1 3 8
95001-75xxx-4x	95001-75001-60M <95001-75003-60M> <95001-75008-60M>	7.5	1 3 8
95001-75xxx-5x	95001-75001-50M <95001-75003-50M>	7.5	1 3
95001-75xxx-6x	95001-75001-60M <95001-75003-60M> <95001-75008-60M>	7.5	1 3 8
95001-80xxx-2x	95001-80001-50M	8.0	1
95001-80xxx-3x	95001-80001-60M	8.0	1
95001-80xxx-4x	95001-80001-60M	8.0	1
95001-80xxx-5x	95001-80001-50M	8.0	1
95001-80xxx-6x	95001-80001-60M	8.0	1

Vinyl tube				
Standard part No.	Bulk part No.	Bulk part		
		Inner dia- meter (mm)	Outer dia-meter (mm)	Length (m)
95003-01xxx-3x	95003-01001-60M <95003-01003-60M>	2.9	6.8	1 3
95003-01xxx-60	95003-01001-60M <95003-01003-60M>	2.9	6.8	1 3
95003-03xxx-3x	95003-03001-60M <95003-03003-60M>	3.0	6.0	1 3
95003-03xxx-60	95003-03001-60M <95003-03003-60M>	3.0	6.0	1 3
95003-05xxx-3x	95003-05001-60M <95003-05003-60M> <95003-05008-60M>	3.5	6.5	1 3 8
95003-05xxx-60	95003-05001-60M <95003-05003-60M> <95003-05008-60M>	3.5	6.5	1 3 8
95003-07xxx-1x	95003-07001-10M <95003-07003-10M> <95003-07008-10M>	4.0	7.0	1 3 8
95003-07xxx-20	95003-07001-10M <95003-07003-10M> <95003-07008-10M>	4.0	7.0	1 3 8
95003-07xxx-3x	95003-07001-60M <95003-07003-60M> <95003-07008-60M>	4.0	7.0	1 3 8
95003-07xxx-60	95003-07001-60M <95003-07003-60M> <95003-07008-60M>	4.0	7.0	1 3 8
95003-07xxx-7x	95003-07001-70M <95003-07003-70M> <95003-07008-70M>	4.0	7.0	1 3 8
95003-08xxx-1x	95003-08001-10M <95003-08003-10M> <95003-08008-10M>	4.5	6.5	1 3 8
95003-09xxx-3x	95003-09001-60M <95003-09003-60M>	4.5	8.0	1 3
95003-09xxx-60	95003-09001-60M <95003-09003-60M>	4.5	8.0	1 3
95003-10xxx-1x	95003-10001-10M <95003-10003-10M>	5.0	8.0	1 3
95003-10xxx-20	95003-10001-10M <95003-10003-10M>	5.0	8.0	1 3
95003-10xxx-3x	95003-10001-60M <95003-10003-60M>	5.0	8.0	1 3
95003-10xxx-60	95003-10001-60M <95003-10003-60M>	5.0	8.0	1 3
95003-11xxx-3x	95003-11001-60M <95003-11003-60M> <95003-11008-60M>	5.0	9.0	1 3 8
95003-11xxx-60	95003-11001-60M <95003-11003-60M> <95003-11008-60M>	5.0	9.0	1 3 8
95003-12xxx-1x	95003-12001-10M <95003-12003-10M> <95003-12008-10M>	5.0	7.0	1 3 8
95003-12xxx-20	95003-12001-10M <95003-12003-10M> <95003-12008-10M>	5.0	7.0	1 3 8

Vinyl tube				
Standard part No.	Bulk part No.	Bulk part		
		Inner dia- meter (mm)	Outer dia-meter (mm)	Length (m)
95003-14xxx-1x	95003-14001-10M <95003-14003-10M>	6.0	9.0	1 3
95003-14xxx-20	95003-14001-10M <95003-14003-10M>	6.0	9.0	1 3
95003-14xxx-3x	95003-14001-60M <95003-14003-60M>	6.0	9.0	1 3
95003-17xxx-1x	95003-17001-10M <95003-17003-10M>	7.0	9.0	1 3
95003-19xxx-1x	95003-19001-10M <95003-19003-10M> <95003-19008-10M>	7.0	11.0	1 3 8
95003-19xxx-20	95003-19001-10M <95003-19003-10M> <95003-19008-10M>	7.0	11.0	1 3 8
95003-19xxx-3x	95003-19001-60M <95003-19003-60M> <95003-19008-60M>	7.0	11.0	1 3 8
95003-19xxx-60	95003-19001-60M <95003-19003-60M> <95003-19008-60M>	7.0	11.0	1 3 8
95003-21xxx-1x	95003-21001-10M <95003-21003-10M>	8.0	9.0	1 3
95003-21xxx-20	95003-21001-10M <95003-21003-10M>	8.0	9.0	1 3
95003-23xxx-1x	95003-23001-10M <95003-23003-10M>	8.0	12.0	1 3
95003-23xxx-20	95003-23001-10M <95003-23003-10M>	8.0	12.0	1 3
95003-23xxx-3x	95003-23001-60M <95003-23003-60M> <95003-23008-60M>	8.0	12.0	1 3 8
95003-23xxx-60	95003-23001-60M <95003-23003-60M> <95003-23008-60M>	8.0	12.0	1 3 8
95003-25xxx-1x	95003-25001-10M <95003-25003-10M>	9.0	11.0	1 3
95003-25xxx-20	95003-25001-10M <95003-25003-10M>	9.0	11.0	1 3
95003-25xxx-3x	95003-25001-60M <95003-25003-60M>	9.0	11.0	1 3
95003-25xxx-7x	95003-25001-70M <95003-25003-70M>	9.0	11.0	1 3
95003-27xxx-1x	95003-27001-10M <95003-27003-10M>	9.0	13.0	1 3
95003-27xxx-20	95003-27001-10M <95003-27003-10M>	9.0	13.0	1 3
95003-27xxx-3x	95003-27001-60M <95003-27003-60M>	9.0	13.0	1 3
95003-27xxx-60	95003-27001-60M <95003-27003-60M>	9.0	13.0	1 3
95003-33xxx-1x	95003-33001-10M <95003-33003-10M>	10.0	14.0	1 3
95003-33xxx-20	95003-33001-10M <95003-33003-10M>	10.0	14.0	1 3

Vinyl tube				
Standard part No.	Bulk part No.	Bulk part		
		Inner dia- meter (mm)	Outer dia-meter (mm)	Length (m)
95003-36xxx-1x	95003-36001-10M <95003-36003-10M> <95003-36008-10M>	11.0	13.0	1 3 8
95003-36xxx-20	95003-36001-10M <95003-36003-10M> <95003-36008-10M>	11.0	13.0	1 3 8
95003-37xxx-3x	95003-37001-60M <95003-37003-60M>	11.0	15.0	1 3
95003-37xxx-60	95003-37001-60M <95003-37003-60M>	11.0	15.0	1 3
95003-38xxx-1x	95003-38001-10M <95003-38003-10M>	12.0	13.0	1 3
95003-38xxx-20	95003-38001-10M <95003-38003-10M>	12.0	13.0	1 3
95003-39xxx-1x	95003-39001-10M <95003-39003-10M>	12.0	14.0	1 3
95003-39xxx-20	95003-39001-10M <95003-39003-10M>	12.0	14.0	1 3
95003-40xxx-20	95003-40001-10M <95003-40003-10M>	12.0	16.0	1 3
95003-40xxx-3x	95003-40001-60M <95003-40003-60M>	12.0	16.0	1 3
95003-40xxx-60	95003-40001-60M <95003-40003-60M>	12.0	16.0	1 3
95003-43xxx-1x	95003-43001-10M <95003-43003-10M> <95003-43008-10M>	13.0	15.0	1 3 8
95003-43xxx-20	95003-43001-10M <95003-43003-10M> <95003-43008-10M>	13.0	15.0	1 3 8
95003-45xxx-1x	95003-45001-10M <95003-45003-10M> <95003-45008-10M>	14.0	18.0	1 3 8
95003-45xxx-20	95003-45001-10M <95003-45003-10M> <95003-45008-10M>	14.0	18.0	1 3 8
95003-50xxx-1x	95003-50001-10M <95003-50003-10M>	16.0	19.0	1 3
95003-50xxx-20	95003-50001-10M <95003-50003-10M>	16.0	19.0	1 3
95003-50xxx-3x	95003-50001-60M <95003-50003-60M>	16.0	19.0	1 3
95003-55xxx-1x	95003-55001-10M <95003-55003-10M>	17.5	20.5	1 3
95003-55xxx-20	95003-55001-10M <95003-55003-10M>	17.5	20.5	1 3
95003-60xxx-1x	95003-60001-10M <95003-60003-10M>	22.0	27.0	1 3
95003-60xxx-20	95003-60001-10M <95003-60003-10M>	22.0	27.0	1 3
95003-60xxx-3x	95003-60001-60M <95003-60003-60M>	22.0	27.0	1 3
95003-60xxx-60	95003-60001-60M <95003-60003-60M>	22.0	27.0	1 3

General purpose hoses			
Standard part No.	Bulk part No.	Bulk part	
		Inner diameter (mm)	Length (m)
95005-11xxx-3x	95005-11001-30M	11.0	1
95005-11xxx-5x	95005-11001-50M	11.0	1
95005-12xxx-1x	95005-12001-10M <95005-12003-10M>	12.0	1 3
95005-12xxx-2x	95005-12001-20M	12.0	1
95005-12xxx-3x	95005-12001-30M	12.0	1
95005-12xxx-5x	95005-12001-50M	12.0	1
95005-14xxx-1x	95005-14001-10M	14.0	1
95005-14xxx-2x	95005-14001-20M <95005-14003-20M>	14.0	1 3
95005-14xxx-3x	95005-14001-30M	14.0	1
95005-14xxx-5x	95005-14001-50M	14.0	1
95005-17xxx-1x	95005-17001-10M	17.0	1
95005-17xxx-2x	95005-17001-20M	17.0	1
95005-17xxx-3x	95005-17001-30M	17.0	1
95005-17xxx-5x	95005-17001-50M	17.0	1
95005-30xxx-3x	95005-30001-30M	3.0	1
95005-30xxx-5x	95005-30001-50M	3.0	1
95005-35xxx-1x	95005-35001-10M <95005-35003-10M> <95005-35008-10M>	3.5	1 3 8
95005-35xxx-2x	95005-35001-20M	3.5	1
95005-35xxx-3x	95005-35001-30M	3.5	1
95005-35xxx-4x	95005-35001-10M <95005-35003-10M> <95005-35008-10M>	3.5	1 3 8
95005-35xxx-5x	95005-35001-50M	3.5	1
95005-45xxx-1x	95005-45001-10M <95005-45003-10M> <95005-45008-10M>	4.5	1 3 8
95005-45xxx-2x	95005-45001-20M	4.5	1
95005-45xxx-3x	95005-45001-30M	4.5	1

General purpose hoses			
Standard part No.	Bulk part No.	Bulk part	
		Inner diameter (mm)	Length (m)
95005-45xxx-4x	95005-45001-10M <95005-45003-10M> <95005-45008-10M>	4.5	1 3 8
95005-45xxx-5x	95005-45001-50M	4.5	1
95005-50xxx-3x	95005-50001-30M <95005-50003-30M>	5.0	1 3
95005-50xxx-5x	95005-50001-50M	5.0	1
95005-55xxx-1x	95005-55001-10M <95005-55003-10M> <95005-55008-10M>	5.3	1 3 8
95005-55xxx-2x	95005-55001-20M <95005-55003-20M>	5.3	1 3
95005-55xxx-4x	95005-55001-10M <95005-55003-10M> <95005-55008-10M>	5.3	1 3 8
95005-65xxx-1x	95005-65001-10M <95005-65003-10M>	6.5	1 3
95005-65xxx-2x	95005-65001-20M	6.5	1
95005-70xxx-3x	95005-70001-30M <95005-70003-30M>	7.0	1 3
95005-70xxx-5x	95005-70001-50M	7.0	1
95005-75xxx-1x	95005-75001-10M <95005-75003-10M>	7.3	1 3
95005-75xxx-2x	95005-75001-20M	7.3	1
95005-80xxx-1x	95005-80001-10M <95005-80003-10M>	8.0	1 3
95005-80xxx-2x	95005-80001-20M	8.0	1
95005-80xxx-3x	95005-80001-30M	8.0	1
95005-80xxx-5x	95005-80001-50M	8.0	1
95005-91xxx-3x	95005-91001-30M	12.0	1
95005-91xxx-5x	95005-91001-50M	12.0	1
95005-92xxx-3x	95005-92001-30M	12.0	1
95005-92xxx-5x	95005-92001-50M	12.0	1

NOTE: X is displayed to represent the omitted numerals and letters of the roman alphabet.

⊙ **CAUTION: It is DANGEROUS to confuse the fuel hose with the general purpose hose or vinyl hose.**

Never use a general purpose hose or vinyl hose in place of a fuel hose or vice versa. Always use the correct bulk part in the parts catalogue, according to the service manual or the instructions issued with the bulk part.

• Bulk part number of fuel hose, general purpose hose and vinyl hose.

(Example)

95001-75001-50M

Bulk part number: Refers to the bulk part.

Marking code (hose type): (fuel hose and general purpose hose)

Change code (for added hose): (Vinyl hose)

- Indicates number mark or change sequence, however, the code for the bulk part must be strictly 0 (zero).

Types of code:

- Fuel hose
 - 2: Red outside braid (3 mm inside dia. only)
 - 5: Black inside braid
 - 3: Red (3 mm inside dia. only)
 - 4: Ash gray with red stripe (3 mm inside dia. only)
 - 6: Black
- Vinyl hose
 - 1: Clear
 - 2: Black
 - 3: Light red
 - 6: Light red
 - 7: Pale black
- General hose
 - 1: Ash gray
 - 2: Ash gray
 - 3: Black
 - 5: Black

Lengths: 001: 1 m (standard)
003: 3 m
008: 8 m

I.D code: (fuel hose and general purpose hose)

- 30: 3.0 mm
- 35: 3.5 mm
- 45: 4.5 mm
- 50: 5.0 mm
- 55: 5.3 mm, 5.5 mm
- 65: 6.5 mm
- 70: 7.0 mm
- 75: 7.3 mm, 7.5 mm
- 80: 8.0 mm
- 11: 11 mm
- 91: 12 mm (outside dia. 15) mm
- 92: 12 mm (outside dia. 16) mm
- 12: 12 mm (outside dia. 17) mm
- 14: 14 mm
- 17: 17 mm

ID./OD. code: (vinyl hose)

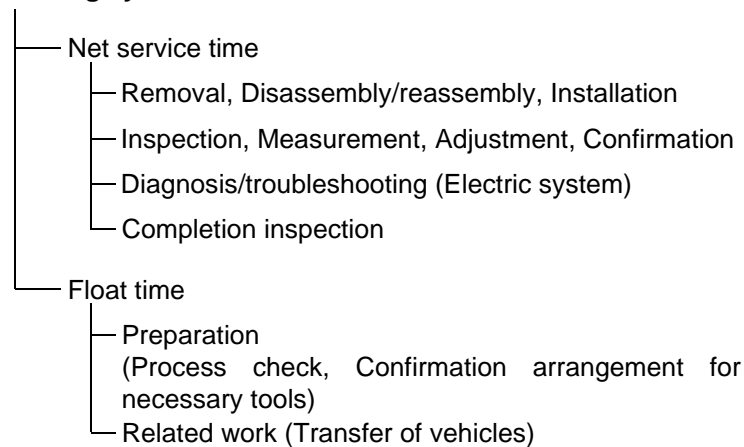
- 01: ID. 2.9, OD. 6.8 mm
- 03: ID. 3.0, OD. 6.0 mm
- 05: ID. 3.5, OD. 6.5 mm
- 07: ID. 4.0, OD. 7.0 mm
- 08: ID. 4.5, OD. 6.5 mm
- 09: ID. 4.5, OD. 8.0 mm
- 12: ID. 5.0, OD. 7.0 mm
- 10: ID. 5.0, OD. 8.0 mm
- 11: ID. 5.0, OD. 9.0 mm
- 14: ID. 6.0, OD. 9.0 mm
- 17: ID. 7.0, OD. 9.0 mm
- 19: ID. 7.0, OD. 11.0 mm
- 21: ID. 8.0, OD. 9.0 mm
- 23: ID. 8.0, OD. 12.0 mm
- 25: ID. 9.0, OD. 11.0 mm
- 27: ID. 9.0, OD. 13.0 mm
- 33: ID. 10.0, OD. 14.0 mm
- 36: ID. 11.0, OD. 13.0 mm
- 37: ID. 11.0, OD. 15.0 mm
- 38: ID. 12.0, OD. 13.0 mm
- 39: ID. 12.0, OD. 14.0 mm
- 40: ID. 12.0, OD. 16.0 mm
- 43: ID. 13.0, OD. 15.0 mm
- 45: ID. 14.0, OD. 18.0 mm
- 50: ID. 16.0, OD. 19.0 mm
- 55: ID. 17.5, OD. 20.5 mm
- 60: ID. 22.0, OD. 27.0 mm

Hose type: 1: Fuel hose
3: Vinyl hose
5: General hose

FLAT RATE SERVICE TIME

Flat rate service time (FRT) means the standard time required to service a MC, which is listed in this manual to help the dealers control the actual working process and calculate the service charge by using it as a guide.

FRT setting system



* Float time is set by multiplying the net service time by a given coefficient.

Editorial style

The service items shown in the text are listed with the exchange work time for the repair sales parts as the subject. Other representative service items not using repair parts (removal/installation, adjustment, inspection/measuring, and other work) are listed collectively in the list in the preface, classified according to the work.

FRT setting standard

- Decimal system (in unit of 0.1) is adopted to set FRT as it is convenient to calculate the wage.
Example: (0.1) → 6 minutes, (0.2) → 12 minutes
[Labor cost per hour] x [FRT] = [Wage]
- FRT is set with a hand tool.
- Service items and FRT can be subject to change depending on development of tools and service equipment and improvement in service procedure.

Work procedure

- As the work procedure is set with the work time according to the method in the separate Service Manual, refer to this Manual as required.
- Work methods permitting servicing in the shortest time still permitting assurance of safe work and product warranty are used for the setting of service items not listed in the Service Manual.
- Work basically is to be performed by one person, and when two or more people are required, setting is done as the total time for the number of people.
- The set value for the technological level of the workers uses a person with three years of experience in the repair of Honda vehicles as the standard.
- Special tools and service equipment used to set FRT are those specified or recommended in Service Manual.

Service item whose FRT is not presented

- Accessories and service parts that are not listed to use in this manual.
- Locations with little aging deterioration or breakage during normal use.
- Service work that can be finished by one touch.
- Service work that is seldom done (i.e. extremely small causes of trouble and service frequency).

* When FRT is not presented, please calculate wages based on appropriate actual work time

Operation not included of FRT

- Oil and coolant water draining, Waiting time for warming up operation and etc..
- Additional operation that involves removal/installation of standard exterior equipment.
- Indirect time spent for service by visiting the customer, trade-in, and delivery of a MC.
- Indirect time required for ordering and delivery of parts.
- Cost for grease, adhesive agent, etc. used for service work.

Explanation of FRT by using an example
(The example may differ from the actual presented items)

Ref. No.	L.O.N.	(Relative ref. Number) Description	F.R.T.
②	111118	(1, 3, 4, 7) CAMSHAFT 4.5	②
③	111118A	⑥ • Includes: Valve clearance adjustment Replace rocker arm add 1.0	⑤

- ① Reference No. of the illustration of part that shows location of the replacement work.
- ② FRT is an abbreviation of Flat Rate Time indicating the standard service time required for the replacement.
- ③ LON is an abbreviation of Labor Operation Number, and it is a classification of the service items by the work unit code.

The same operation code is used regardless of the models.

Standard operation is indicated with 6 digits code, and additional operation is indicated with 7 digits code.

- ④ Indicating the camshaft replacement and FRT4.5.
- ⑤ Indicating FRT1.0 that will be added when additional operation (replace rocker arm) is done in association with camshaft replacement.

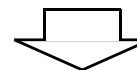
⑥ Indicating work contents that are included in the service item.

⑦ Indicating a reference No. whose operation and time are the same as FRT4.5 for the camshaft.

(The application range is limited to the service items without an LON setting within a same block.)

How to refer to the service item by using the sample
(camshaft replacement)

Open to the page of the block where the camshaft's spare part illustration is shown.



Look for the camshaft illustration, and refer to the service item and FRT that agree with the reference No.

Indication mark for the listing of service items that continues to the following page

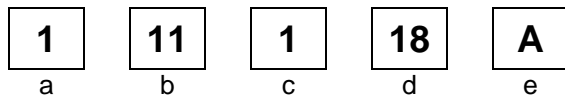
Ref. No.	L.O.N.	(Relative ref. Number) Description	F.R.T.
2	111118	CAMSHAFT	4.5
	.	.	.
	.	.	.

+
Mark indicated at the last line.

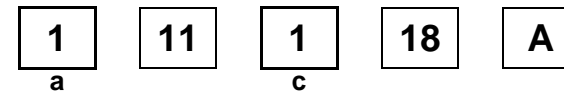
Indication of the block with no setting of FRT

Ref. No.	L.O.N.	(Relative ref. Number) Description	F.R.T.
NO INFORMATION			

• LON code system



- a) Category code..... Engine
- b) Location/function code Engine upper
- c) Operation code..... Replace
- d) Operation sequence number (Unit code can be shown with alphabet) camshaft (No regular rule of code)
- e) Additional code replace rocker arm (No regular rule of code)



a) Category codes and classification

Code	Category
1	Engine
2	Transmission
3	Fuel & Exhaust
4	Frame & Body
5	Steering/Suspension
6	Electrical
7	Wheels/Brakes
8	Controls/instrument
9	-
0	-

c) Operation codes and classification

Code	Operation category
1	Replace, Removal/Installation, Change
2	Overhaul
3	Adjust, Balance
4	(Paint-related work: Top-coat)
5	Test, Inspect/diagnose, Measurement, Check
6	(Overhaul-related work: Rebore)
7	(Overhaul-related work: Reseal)
8	(Resurface)
9	(Paint-related work: Refinish)
0	Repair, Cleaning, Air bleeding

Major service items without using spare parts
Removal/Installation, Adjustment, Inspection/Measurement, Overhaul, Other work

[E: Engine, F: Frame]

* OPERATIONS OTHER THAN REPLACING PARTS

• Removal/installation

Set for the configuration with the parts removed from the vehicle.

	LON	DESCRIPTION	FRT
E	1101E5	TILTING ENGINE ASSEMBLY-REMOVAL/INSTALLATION INCLUDES: All necessary adjustment	1.5
	3111D6	CARBURETOR ASSEMBLY-REMOVAL/INSTALLATION	0.4
	1101E6	CRANKCASE SEPARATION INCLUDES: Engine removal and installation	3.2

• Adjustment

	LON	DESCRIPTION	FRT
E	3113A0	CARBURETOR IDLE-ADJUSTMENT	0.1
	2123A0	CLUTCH-ADJUSTMENT INCLUDES: Clutch lever adjustment	0.1
	6143A1	SPARK PLUG-ADJUSTMENT/CLEANING	0.1
	1113A0	VALVE CLEARANCE-ADJUSTMENT NOTE: For 1 vehicle	0.6
F	6163A0	HEADLIGHT-AIMING	0.1
	2133A0	DRIVE CHAIN-ADJUSTMENT	0.1
	7113A1	REAR BRAKE-ADJUSTMENT EXCLUDES: Rear brake shoe adjustment	0.1
	3113A3	THROTTLE OPERATION-ADJUSTMENT	0.1

• Inspection/Measurement

	LON	DESCRIPTION	FRT
E	1115A0	COMPRESSION PRESSURE-MEASUREMENT	0.1
	3115A0	CARBURETOR FLOAT LEVEL-MEASUREMENT	0.6
	6145A0	IGNITION TIMING-INSPECTION	0.2
F	6105A0	BATTERY-CHARGE INCLUDES: In case of open type battery, checking electrolyte level and charge.	0.2

• Overhaul

Work condition: The required Measurements, inspections, adjustments, and cleaning/washing of each part are performed, including the main body removal/installation work and the replacement of defective parts.

	LON	DESCRIPTION	FRT
E	311200	CARBURETOR-OVERHAUL INCLUDES: All necessary adjustment	0.8

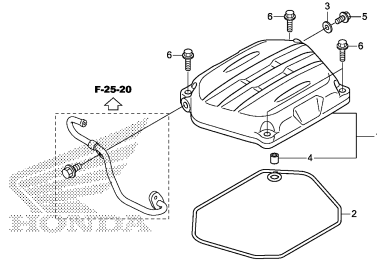
• Other work

	LON	DESCRIPTION	FRT
E	1130A1	OIL FILTER SCREEN-CLEANING	0.3
F	7110A0	FRONT BRAKE-AIR BLEEDING	0.2

ENGINE GROUP

E-1

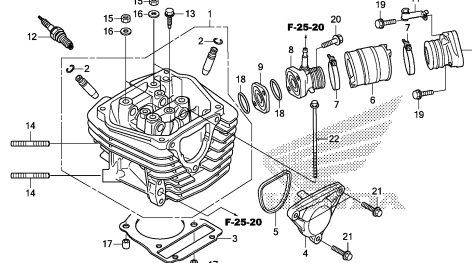
CYLINDER HEAD COVER



K523E0100

E-2

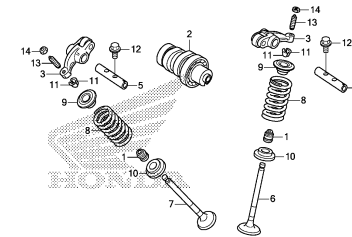
CYLINDER HEAD



K523E0200

E-3

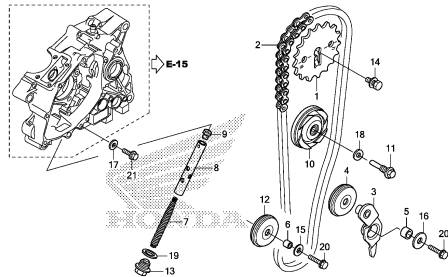
CAMSHAFT/VALVE



K523E0300

E-4

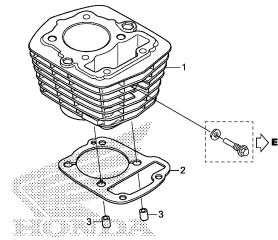
CAM CHAIN/TENSIONER



K523E0400

E-5

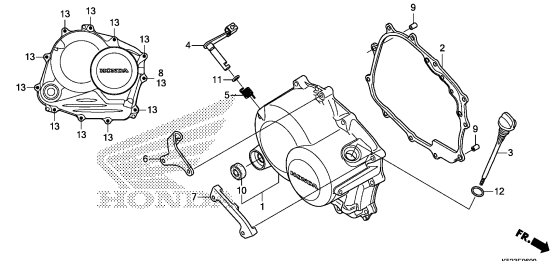
CYLINDER



K523E0500

E-6

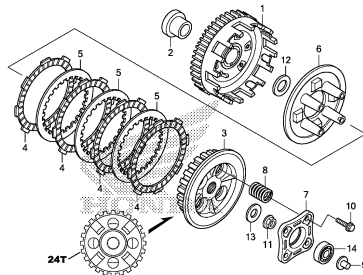
RIGHT CRANKCASE COVER



K523E0600

E-8

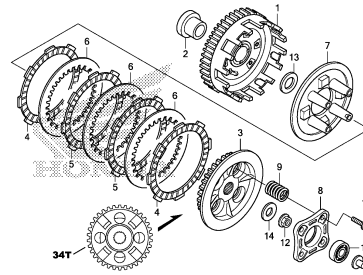
CLUTCH(1)(CHONGQING WANG CHENG)



K523E0800

E-8-1

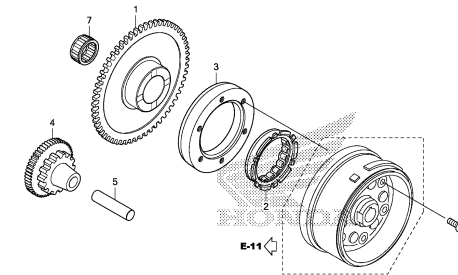
CLUTCH(2)(F.C.C.)



K523E0801

E-9

STARTING CLUTCH



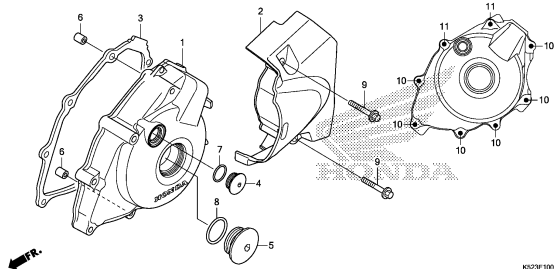
K523E0900

2

ENGINE GROUP

E-10

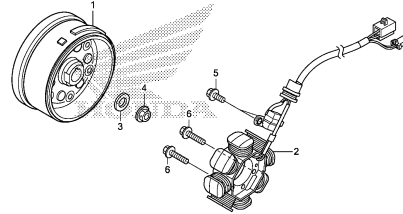
LEFT CRANKCASE COVER



KSZ3E1000

E-11

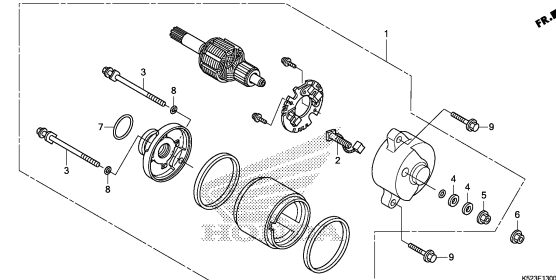
GENERATOR



KSZ3E1100

E-13

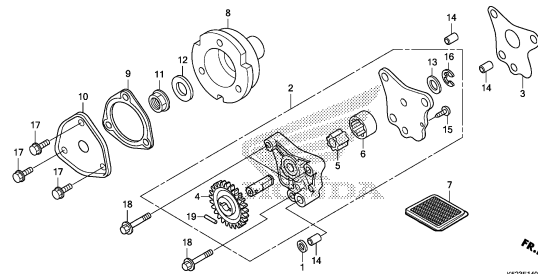
STARTING MOTOR



KSZ3E1300

E-14

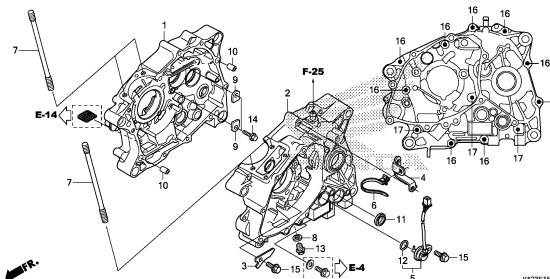
OIL PUMP



KSZ3E1400

E-15

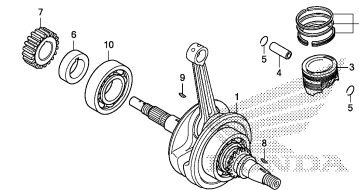
CRANKCASE



KSZ3E1500

E-16

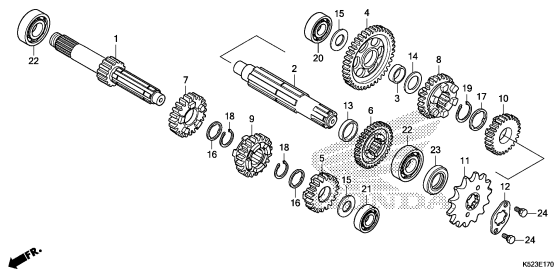
CRANKSHAFT/PISTON



KSZ3E1600

E-17

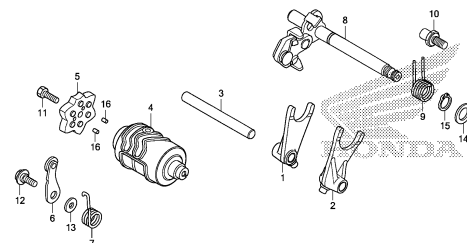
TRANSMISSION



KSZ3E1700

E-19

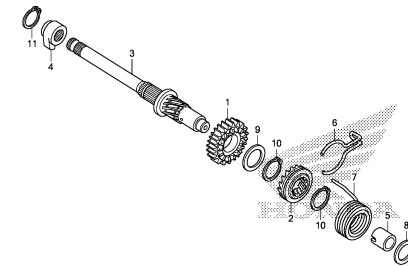
GEARSHIFT DRUM



KSZ3E1900

E-20

KICK STARTER SPINDLE

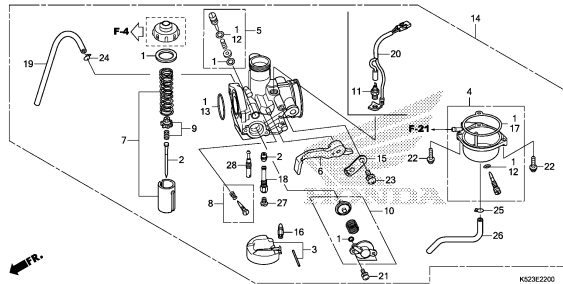


KSZ3E2000

ENGINE GROUP

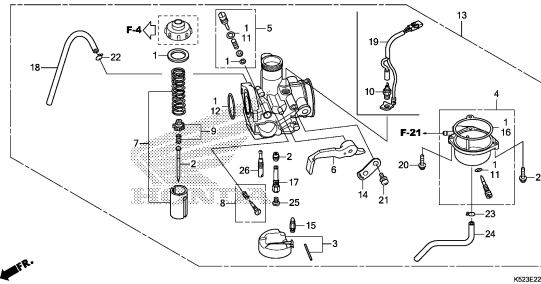
E-22

CARBURETOR(1)



E-22-1

CARBURETOR(2)

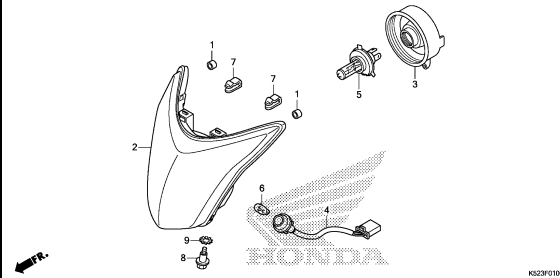


2

FRAME GROUP

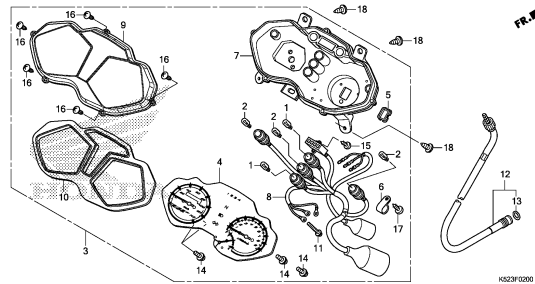
F-1

HEADLIGHT



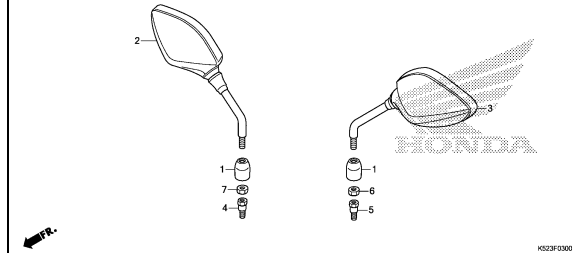
F-2

METER



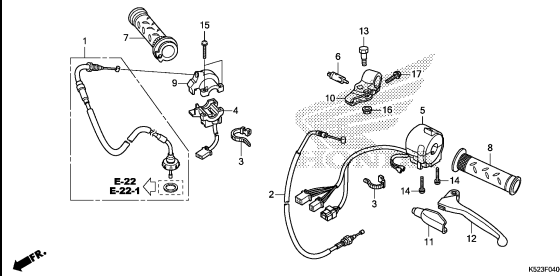
F-3

MIRROR



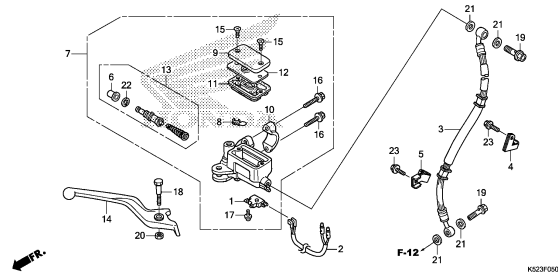
F-4

HANDLE LEVER/SWITCH/CABLE



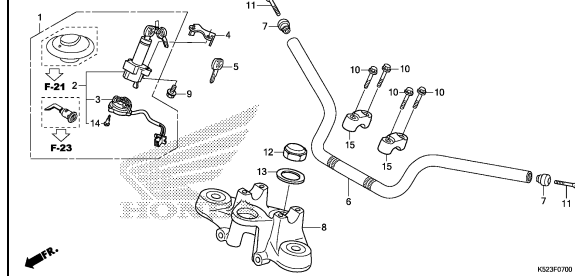
F-5

FRONT BRAKE MASTER CYLINDER



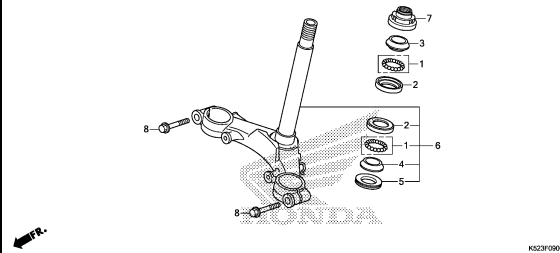
F-7

HANDLE PIPE/TOP BRIDGE



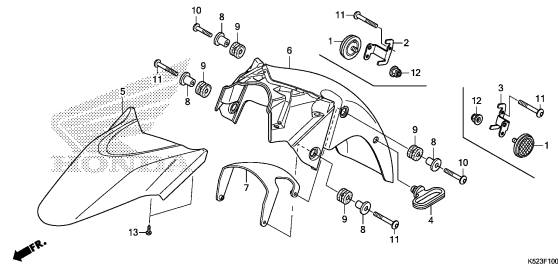
F-9

STEERING STEM



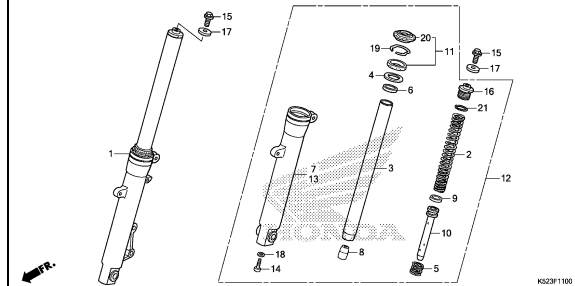
F-10

FRONT FENDER



F-11

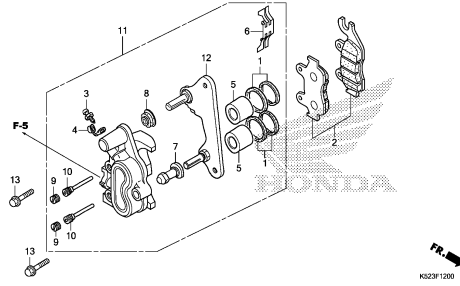
FRONT FORK



FRAME GROUP

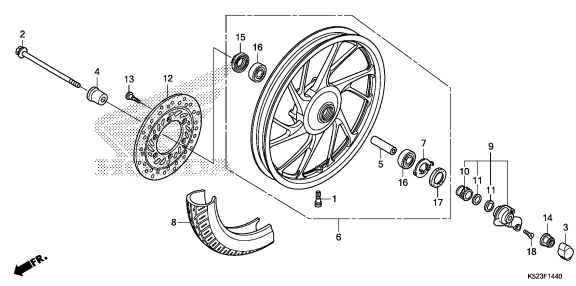
F-12

FRONT BRAKE CALIPER



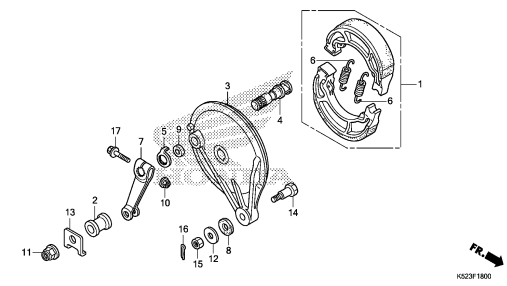
F-14-40

FRONT WHEEL



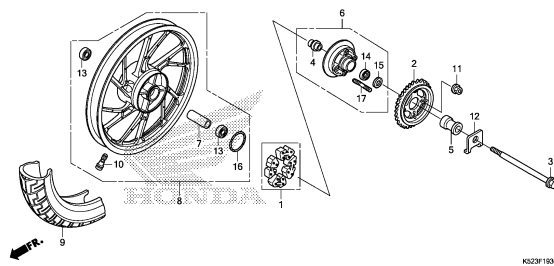
F-18

REAR BRAKE PANEL



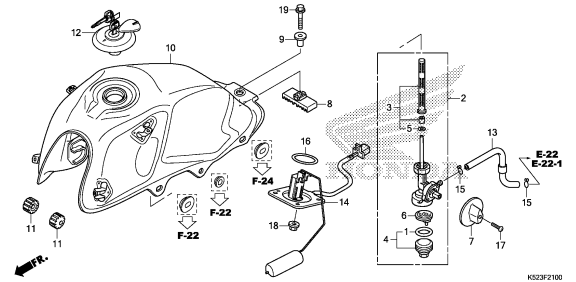
F-19-30

REAR WHEEL



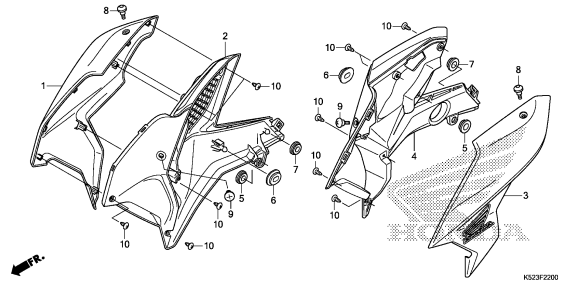
F-21

FUEL TANK



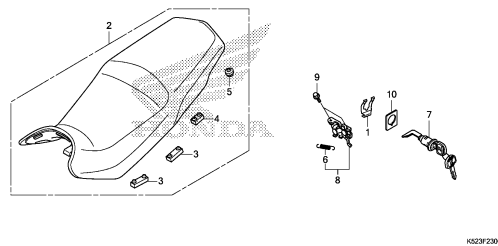
F-22

SHROUD



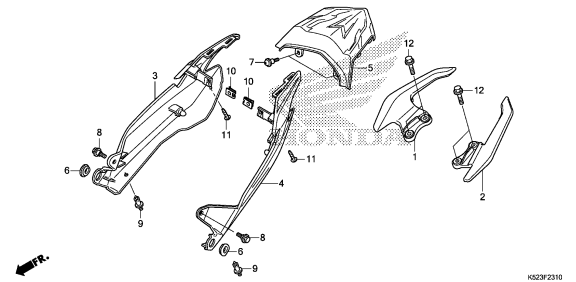
F-23

SEAT



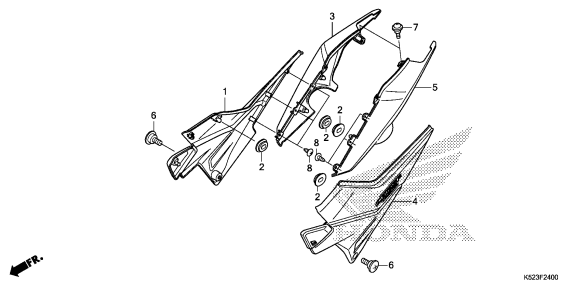
F-23-10

REAR COWL



F-24

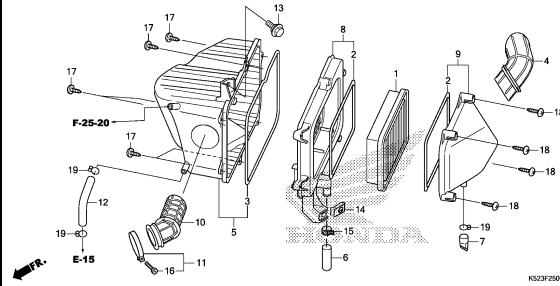
SIDE COVER



FRAME GROUP

F-25

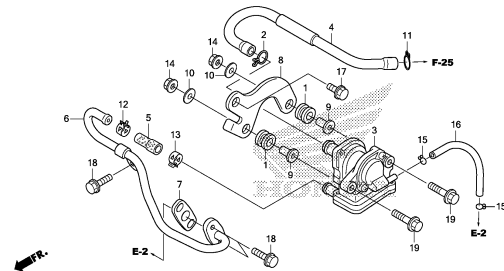
AIR CLEANER



K523F2500

F-25-20

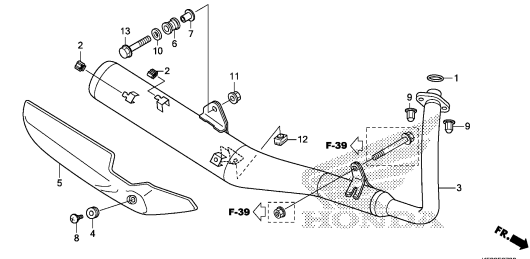
AIR SUCTION VALVE



K523F2520

F-27

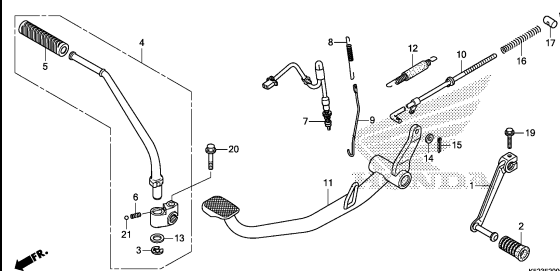
EXHAUST MUFFLER



K523F2700

F-29

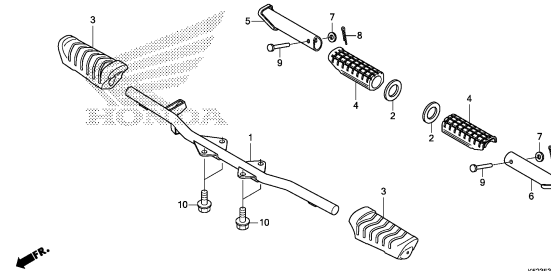
PEDAL/KICK STARTER



K523F2900

F-30

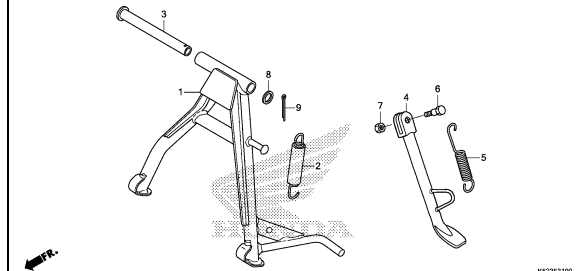
STEP



K523F3000

F-31

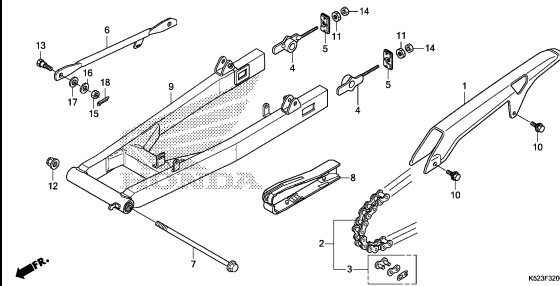
STAND



K523F3100

F-32

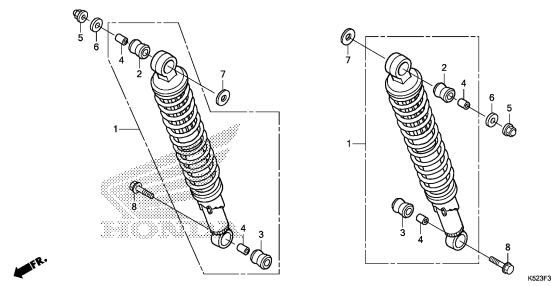
SWINGARM



K523F3200

F-33

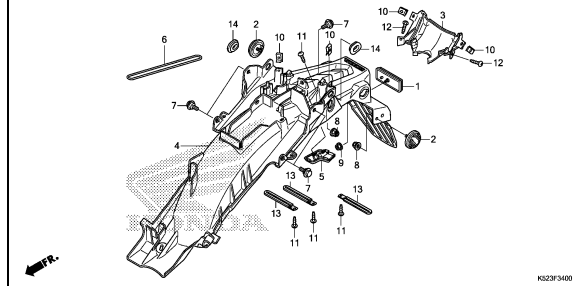
REAR CUSHION



K523F3300

F-34

REAR FENDER

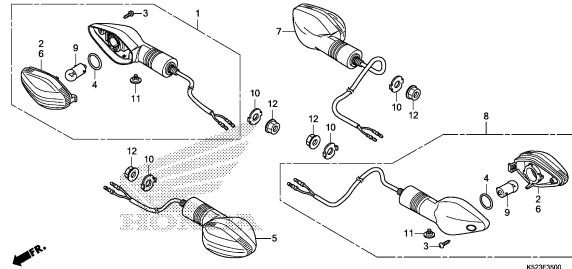


K523F3400

FRAME GROUP

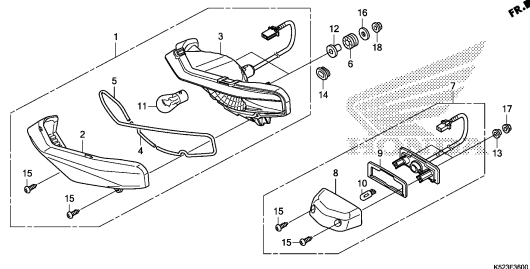
F-35

WINKER



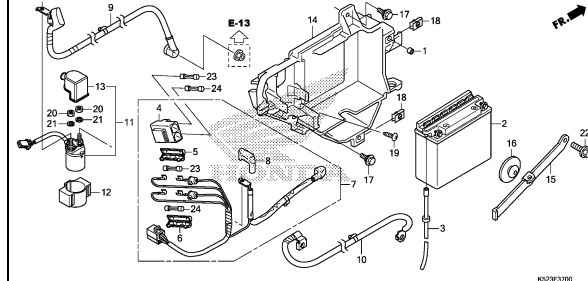
F-36

TAILLIGHT



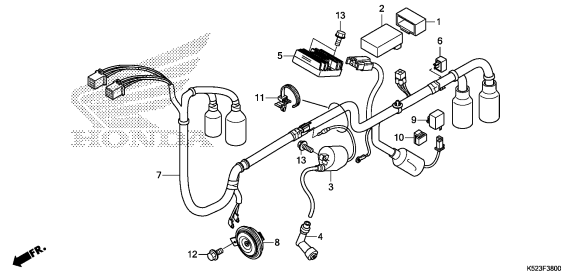
F-37

BATTERY



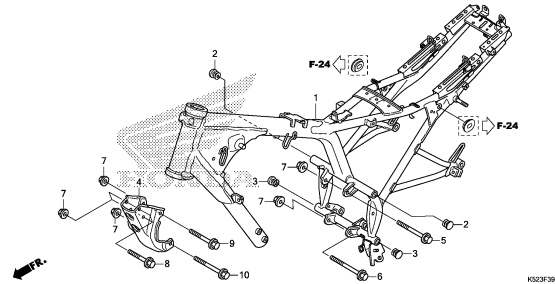
F-38

WIRE HARNESS



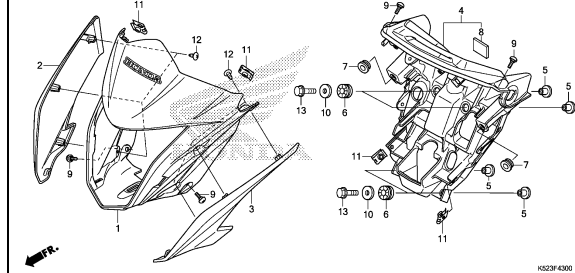
F-39

FRAME BODY



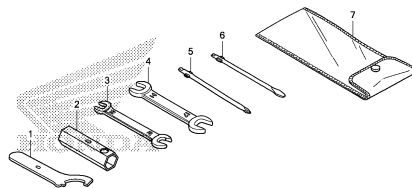
F-43

FRONT COWL



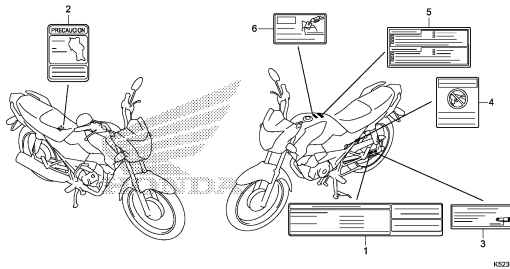
F-48

TOOLS



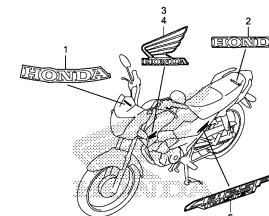
F-49

CAUTION LABEL



F-50

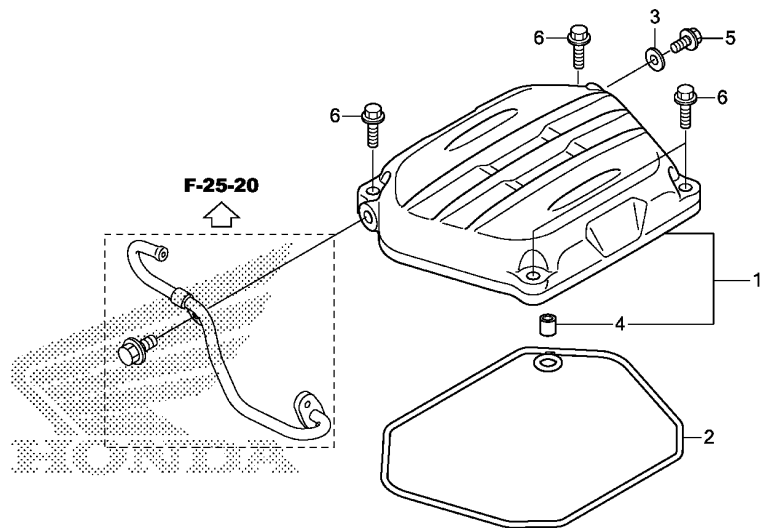
MARK



3

E-1

CYLINDER HEAD COVER



K523E0100

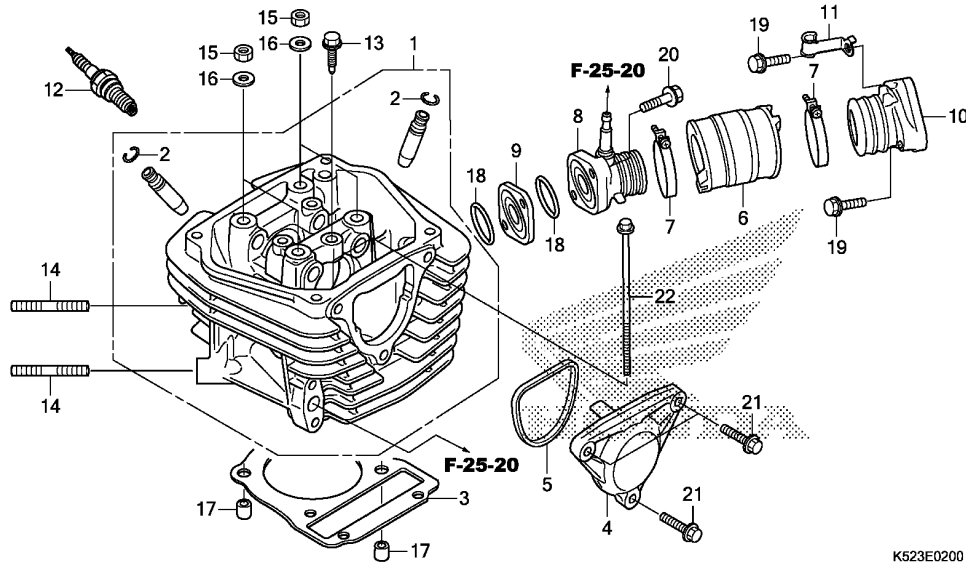
Ref. No.	L.O.N.	(Relative ref. Number) Description	F.R.T.
1	1111C4	COVER, CYLINDER HEAD	0.4
2	1111D2	GASKET, CYLINDER HEAD COVER ..	0.4

Ref. No.	Part No.	Description	Reqd. QTY		Serial No.	Parts catalogue code
			CBF125S J	K		
1	12310-KYY-950	COVER COMP., CYLINDER HEAD ..	1	1		
2	12391-KYY-900	GASKET, HEAD COVER	1	1		
3	90463-KRM-840	WASHER, SEALING, 6.2X12X1.2 ..	1	1		
4	94301-08100	DOWEL PIN, 8X10	1	1		
5	96001-06014-00	BOLT, FLANGE, 6X14	1	1		
6	96001-06025-00	BOLT, FLANGE, 6X25	4	4		

2

E-2

CYLINDER HEAD



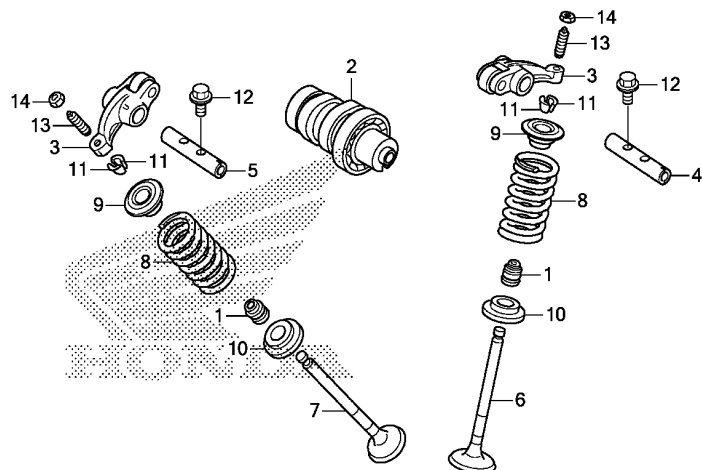
Ref. No.	L.O.N.	(Relative ref. Number) Description	F.R.T.
1	111106	HEAD, CYLINDERINCLUDES: Engine removal and installation .INCLUDES: Valve adjust and reface	2.6
3	111115	GASKET, CYLINDER HEADINCLUDES: Engine removal and installation	1.7
4	1111D0	COVER, CYLINDER HEAD SIDE :LEFT	0.1
6	311131	(8,9,18) INSULATOR, THROTTLE BODY/ CARBURETOR	0.4
10	111107	MANIFOLD, INTAKE	0.5
12	614130	PLUG, SPARK	0.1

Ref. No.	Part No.	Description	Reqd. QTY		Serial No.	Parts catalogue code
			CBF125S J	K		
1	12200-KYY-H40	HEAD COMP., CYLINDER	1	1		
2	12206-KPL-900	CLIP, VALVE GUIDE	2	2		
3	12251-KYY-901	GASKET, CYLINDER HEAD	1	1		
4	12341-KYY-950	COVER, CYLINDER HEAD L. SIDE	1	1		
5	12395-KYY-900	GASKET, L. CYLINDER HEAD SIDE COVER	1	1		
6	16211-KYY-901	INSULATOR, CARBURETOR	1	1		
7	16217-KYY-900	BAND, INSULATOR	2	2		
8	17110-KYY-D00	PIPE COMP A, INLET	1	1		
9	17113-KYY-901	INSULATOR, INLET PIPE A	1	1		
10	17115-KYY-D00	PIPE B, INLET	1	1		
11	17116-KYY-902	CLAMPER, FUEL HOSE	1	1		
12	31916-KPH-901	PLUG, SPARK (CPR6EA-9) (NGK) ..	1	1		
	31917-KPH-901	PLUG, SPARK (CPR7EA-9) (NGK) ..	(1)	(1)		
13	90014-KYY-900	BOLT, SPECIAL, 6X21	1	1		
14	90035-KRM-840	BOLT, STUD, 8X22	2	2		
15	90201-GCC-000	NUT, HEX., 7MM	4	4		
16	90401-GFM-900	WASHER, 7.2X16X2.5	4	4		
17	90701-KVR-C00	DOWEL PIN, SPECIAL, 8X14	2	2		
18	91313-KVR-C00	O-RING, 27X2.0	2	2		
19	95701-06022-00	BOLT, FLANGE, 6X22	2	2		
20	95701-06030-00	BOLT, FLANGE, 6X30	2	2		
21	96001-06025-00	BOLT, FLANGE, 6X25	3	3		
22	96001-06110-00	BOLT, FLANGE, 6X110	2	2		



E-3

CAMSHAFT/VALVE



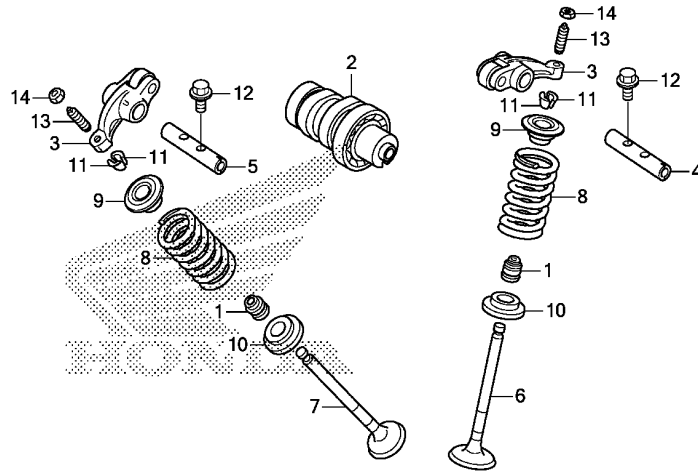
K523E0300

Ref. No.	L.O.N.	(Relative ref. Number) Description	F.R.T.
2	111118	CAMSHAFTINCLUDES: Valve adjustment (4,5)	0.7
3	1111K8	ARM, INTAKE VALVE ROCKER(ONE) .INCLUDES: Engine removal and installation	1.9
	1111K9	ARM, EXHAUST VALVE ROCKER(ONE) .INCLUDES: Engine removal and installation	1.9
	1111L8	ARM, VALVE ROCKER :FOR 1 VEHICLEINCLUDES: Valve adjustment	1.9
6	1111N0	VALVE, INTAKE(ONE)INCLUDES: Engine removal and installation	2.2
7	1111N1	VALVE, EXHAUST(ONE)INCLUDES: Engine removal and installation	2.2
+	1111P0	VALVE :FOR 1 VEHICLEINCLUDES: Refacing	2.4

Ref. No.	Part No.	Description	Reqd. QTY		Serial No.	Parts catalogue code
			CBF125S J	K		
1	12209-GB4-681	SEAL, VALVE STEM(NOK)	2	2		
	12209-GB4-682	SEAL, VALVE STEM(ARAI)	2	2		
2	14100-KYY-900	CAMSHAFT COMP.	1	1		
3	14430-GGC-900	ARM COMP., IN. VALVE ROCKER (IN./EX.)	2	2		
	14430-K09-C00 (IN./EX.)	2	2		
4	14451-KYY-900	SHAFT, IN. ROCKER ARM	1	1		
5	14452-KYY-900	SHAFT, EX. ROCKER ARM	1	1		
6	14711-KWB-600	VALVE, IN.	1	1		
7	14721-KVY-900	VALVE, EX.	1	1		
8	14751-GGC-900	SPRING, VALVE	2	2		
9	14771-GB4-680	RETAINER, VALVE SPRING	2	2		
10	14775-KVY-900	SEAT, VALVE SPRING	2	2		
11	14781-KSY-900	COTTER, VALVE	4	4		
12	90002-KRM-840	BOLT, FLANGE, 5X14	2	2		
13	90012-KYY-900	SCREW, TAPPET ADJUSTING	2	2		
14	90206-001-000	NUT, TAPPET ADJUSTING	2	2		

E-3

CAMSHAFT/VALVE



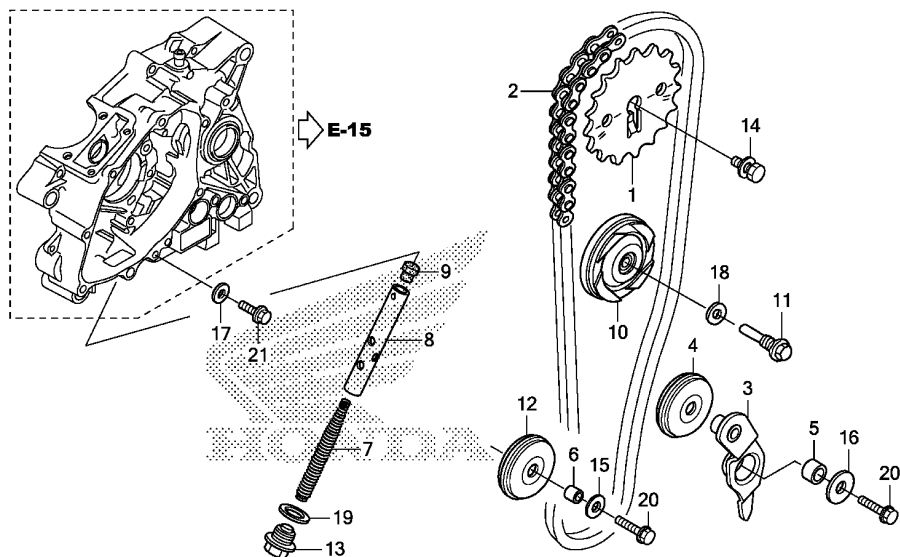
K523E0300

Ref. No.	L.O.N.	(Relative ref. Number) Description	F.R.T.
+ 7		.INCLUDES: Engine removal and installation	
8		.INCLUDES: Refacing (1,9,10,11)	
1111P2		INTAKE VALVE SPRING AND/OR STEM SEAL(ONE)	2.0
		.INCLUDES: Engine removal and installation	
1111P3		EXHAUST VALVE SPRING AND/OR STEM SEAL(ONE)	2.0
		.INCLUDES: Engine removal and installation	
1111Q2		VALVE SPRING AND/OR STEM SEAL :FOR 1 VEHICLE	2.1
		.INCLUDES: Engine removal and installation	



E-4

CAM CHAIN/TENSIONER

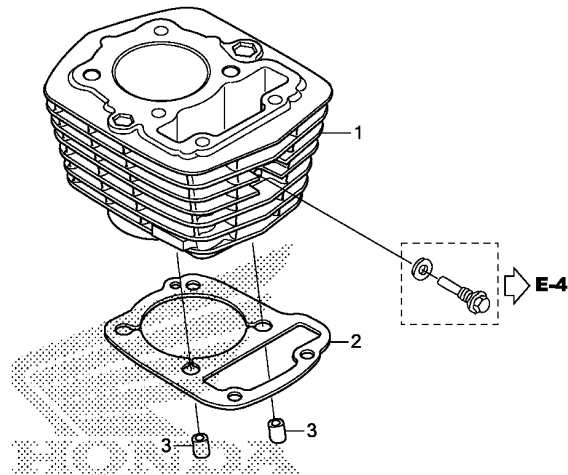


Ref. No.	L.O.N.	(Relative ref. Number) Description	F.R.T.
1	1111Q4	SPROCKET, CAM	0.5
2	110140	CHAIN, CAM	0.9
3	111151	ARM, CAM CHAIN TENSIONER	0.4
4	111148	ROLLER(S), CAM CHAIN TENSIONER	0.4
7	111136	SPRING, CAM CHAIN TENSIONER ..	0.1
8	1111Q3	ROD, CAM CHAIN TENSIONER PUSH	0.2
10	1111G4	ROLLER, CAM CHAIN GUIDE	0.4
12	1111J0	SPROCKET, CAM CHAIN GUIDE	0.4

Ref. No.	Part No.	Description	Reqd. QTY		Serial No.	Parts catalogue code
			CBF125S J	K		
1	14321-KYY-900	SPROCKET, CAM(32T)	1	1		
2	14401-KYY-901	CHAIN, CAM(90L)	1	1		
3	14500-KYY-900	ARM COMP., CAM CHAIN TENSIONER	1	1		
4	14502-KYY-901	ROLLER, CAM CHAIN TENSIONER ..	1	1		
5	14531-KYY-900	COLLAR, CAM CHAIN TENSIONER ..	1	1		
6	14532-KWS-900	COLLAR, CAM CHAIN ROLLER	1	1		
7	14541-GB4-681	SPRING, CAM CHAIN TENSIONER ..	1	1		
8	14550-KYY-900	ROD COMP., TENSIONER PUSH	1	1		
9	14566-086-030	HEAD, CAM CHAIN TENSIONER PUSH ROD	1	1		
10	14610-KYY-901	ROLLER COMP., CAM CHAIN GUIDE ..	1	1		
11	14615-KFL-850	PIN, GUIDE ROLLER	1	1		
12	14670-KYY-901	ROLLER COMP., CAM CHAIN GUIDE ..	1	1		
13	90081-035-000	BOLT, SEALING, 14MM	1	1		
14	90082-KYY-900	BOLT-WASHER, 8X22	1	1		
15	90401-KYY-900	WASHER, PLAIN, 6.5X15	1	1		
16	90404-KYY-900	WASHER, 6.5X26X2.3	1	1		
17	90463-KRM-840	WASHER, SEALING, 6.2X12X1.2 ..	1	1		
18	90475-KWB-600	WASHER, 8MM	1	1		
19	90544-KFO-000	WASHER, SEALING, 14MM	1	1		
20	95701-06025-00	BOLT, FLANGE, 6X25	2	2		
21	96001-06014-00	BOLT, FLANGE, 6X14	1	1		

E-5

CYLINDER



K523E0500

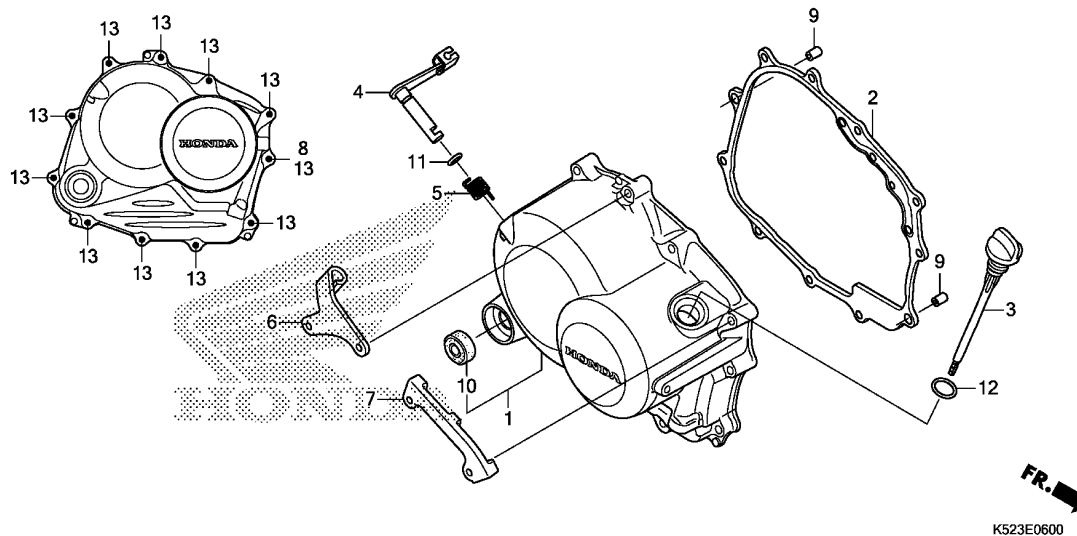
Ref. No.	L.O.N.	(Relative ref. Number) Description	F.R.T.
1	1111A5	CYLINDERINCLUDES: Engine removal and installation	1.9
2	111102	GASKET, CYLINDERINCLUDES: Engine removal and installation	1.8

Ref. No.	Part No.	Description	Reqd. QTY		Serial No.	Parts catalogue code
			CBF125S J	K		
1	12100-KYY-950	CYLINDER COMP.	1	1		
2	12191-KYY-900	GASKET, CYLINDER	1	1		
3	90701-KVR-C00	DOWEL PIN, SPECIAL, 8X14	2	2		



E-6

RIGHT CRANKCASE COVER



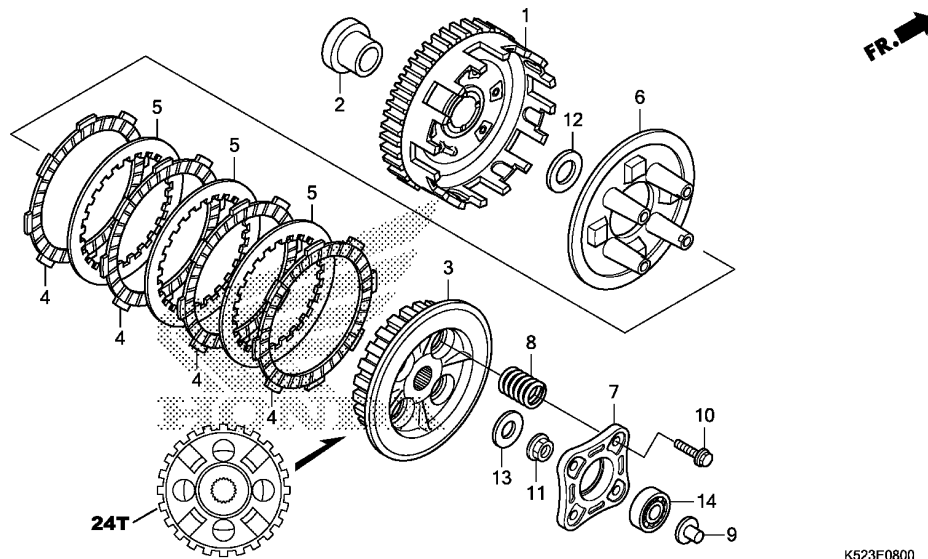
Ref. No.	L.O.N.	(Relative ref. Number) Description	F.R.T.
1	110159	COVER, CRANKCASE :RIGHT	0.4
2	110158	GASKET, CRANKCASE COVER :RIGHT (5)	0.3
4	2121A7	LEVER, CLUTCH	0.4
10	112105	OIL SEAL, KICK STARTER SPINDLE	0.3

K523E0600

Ref. No.	Part No.	Description	Reqd. QTY		Serial No.	Parts catalogue code
			CBF125S J	K		
1	11330-KYY-950	COVER COMP., R. CRANKCASE ...	1	1		
2	11394-KWS-901	GASKET, R. CRANKCASE COVER ..	1	1		
3	15651-K52-B40	GAUGE, OIL LEVEL	1	1		
4	22810-KYY-900	LEVER COMP., CLUTCH	1	1		
5	22815-166-000	SPRING, CLUTCH LEVER	1	1		
6	22821-KYY-900	RECEIVER, CLUTCH CABLE	1	1		
7	31124-KYY-900	CLAMPER, STARTER CABLE	1	1		
8	90463-KRM-840	WASHER, SEALING, 6.2X12X1.2 ..	1	1		
9	90702-KRM-840	DOWEL PIN, 8X14	2	2		
10	91204-KSP-911	OIL SEAL, 16X28X7	1	1		
11	91303-KYY-900	O-RING, 8.8X1.9	1	1		
12	91307-035-000	O-RING, 18X3	1	1		
13	96001-06035-00	BOLT, FLANGE, 6X35	11	11		

E-8

CLUTCH(1)(CHONGQING WANG CHENG)



K523E0800

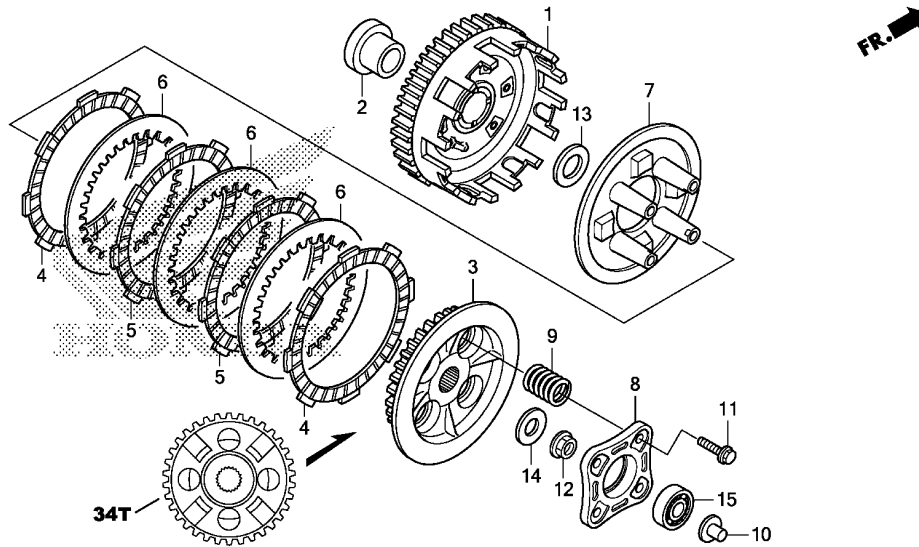
Ref. No.	L.O.N.	(Relative ref. Number) Description	F.R.T.
1	2121A0	OUTER, CLUTCH	0.7
3	212112	CENTER, CLUTCH	0.7
4	2121A1	(5) DISC, CLUTCH FRICTION	0.7
		.NOTE: Same time for two units or more	
6	2121A3	PLATE, CLUTCH PRESSURE	0.7
7	2121A4	PLATE, CLUTCH LIFTER	0.4
8	212107	SPRING, CLUTCH	0.4
		.NOTE: Same time for two units or more	
9	2121B6	ROD, CLUTCH LIFTER	0.3
14	2121B4	BEARING, CLUTCH LIFTER	0.4

Ref. No.	Part No.	Description	Reqd. QTY		Serial No.	Parts catalogue code
			CBF125S J	K		
1	22100-KYY-B60	OUTER COMP., CLUTCH	1	1		
2	22115-KWS-900	GUIDE, CLUTCH OUTER	1	1		
3	22120-KYY-B60	CENTER, CLUTCH	1	1		
4	22201-K09-C01	(24T) DISK, CLUTCH FRICTION	4	4		
5	22311-K09-C01	PLATE, CLUTCH	3	3		
6	22355-KYY-B60	(24T) PLATE, CLUTCH PRESSURE	1	1		
7	22361-K09-C01	PLATE, CLUTCH LIFTER	1	1		
8	22401-KYY-B60	SPRING, CLUTCH	4	4		
9	22847-KCC-900	ROD, CLUTCH LIFTER	1	1		
10	90050-K09-C01	BOLT, SPECIAL FLANGE, 6X25 ..	4	4		
11	90202-KRM-840	NUT, SPECIAL FLANGE, 14MM ...	1	1		
12	90403-K09-C01	WASHER, THRUST, 17MM	1	1		
13	90432-KPT-A00	WASHER, 14.2X26X3	1	1		
14	96100-62000-00	BEARING, RADIAL BALL, 6200 ..	1	1		



E-8-1

CLUTCH(2)(F.C.C.)

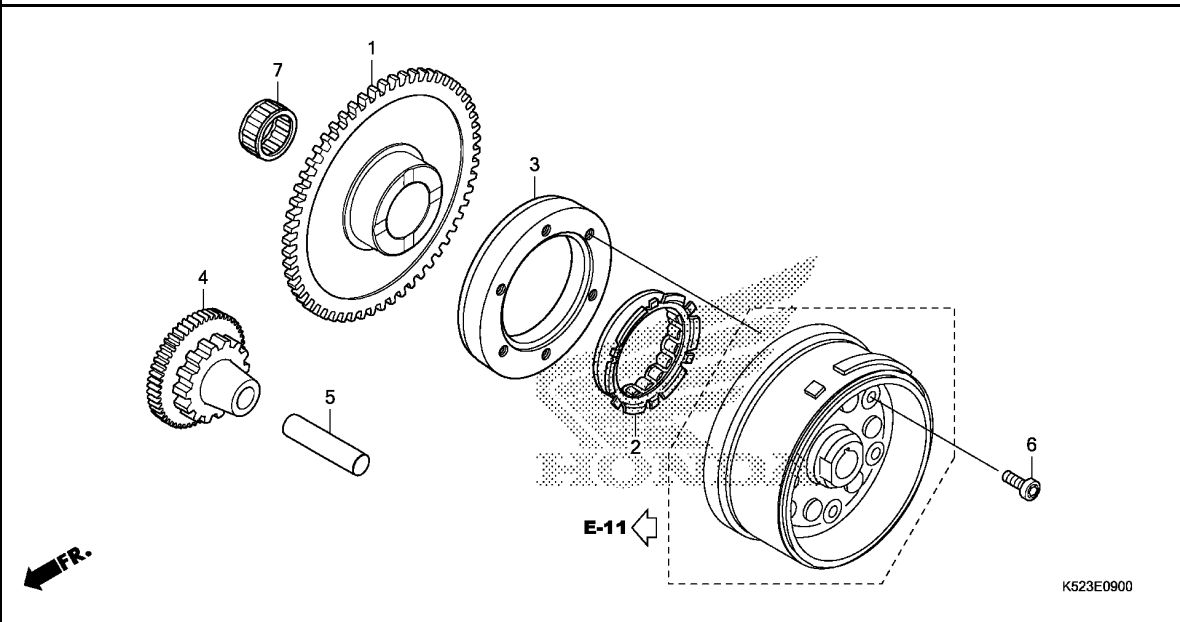


Ref. No.	L.O.N.	(Relative ref. Number) Description	F.R.T.
1	2121A0	OUTER, CLUTCH	0.7
3	212112	CENTER, CLUTCH	0.7
4	2121A1	(5,6) DISC, CLUTCH FRICTION	0.7
		.NOTE: Same time for two units or more	
7	2121A3	PLATE, CLUTCH PRESSURE	0.7
8	2121A4	PLATE, CLUTCH LIFTER	0.4
9	212107	SPRING, CLUTCH	0.4
		.NOTE: Same time for two units or more	
10	2121B6	ROD, CLUTCH LIFTER	0.3
15	2121B4	BEARING, CLUTCH LIFTER	0.4

Ref. No.	Part No.	Description	Reqd. QTY		Serial No.	Parts catalogue code
			CBF125S J	K		
1	22100-KYY-D01	OUTER COMP., CLUTCH	1	1		
2	22115-KWS-900	GUIDE, CLUTCH OUTER	1	1		
3	22120-KYY-D01	CENTER, CLUTCH				
		(34T)	1	1		
4	22201-KBW-900	DISK, CLUTCH FRICTION	2	2		
5	22201-KTT-900	DISK, CLUTCH FRICTION	2	2		
6	22321-KWB-601	PLATE, CLUTCH				
		(34T)	3	3		
7	22355-KYY-D01	PLATE, CLUTCH PRESSURE	1	1		
8	22361-KFM-900	PLATE, CLUTCH LIFTER	1	1		
9	22401-KYY-901	SPRING, CLUTCH	4	4		
10	22847-KCC-900	ROD, CLUTCH LIFTER	1	1		
11	90050-KFL-850	BOLT, SPECIAL FLANGE, 6X25 ..	4	4		
12	90202-KRM-840	NUT, SPECIAL FLANGE, 14MM ...	1	1		
13	90403-KPH-900	WASHER, THRUST, 17MM	1	1		
14	90432-KPT-A00	WASHER, 14.2X26X3	1	1		
15	96100-62000-00	BEARING, RADIAL BALL, 6200 ..	1	1		

E-9

STARTING CLUTCH



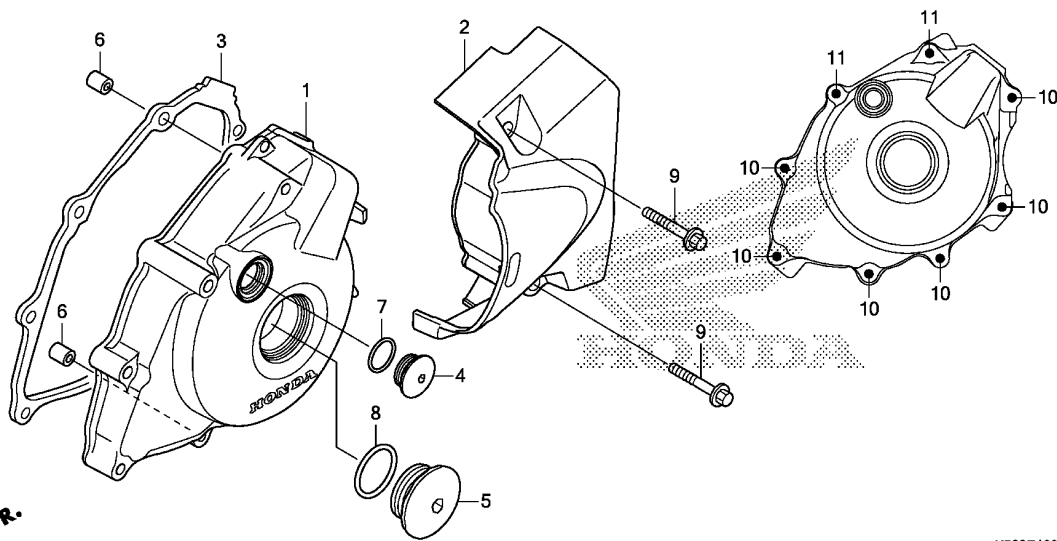
Ref. No.	L.O.N.	(Relative ref. Number) Description	F.R.T.
1	(7)		
612120	(7)	GEAR, STARTER DRIVEN	0.4
3	(2)		
612131	(2)	OUTER, STARTING CLUTCH	0.5
4	612125	GEAR, STARTER REDUCTION	0.4

Ref. No.	Part No.	Description	Reqd. QTY		Serial No.	Parts catalogue code
			CBF125S J	K		
1	28111-KYY-901	GEAR, STARTER DRIVEN(58T) ...	1	1		
2	28120-K09-C01	CLUTCH, ONE WAY	1	1		
	28120-KYA-901	1	1		
3	28128-KVC-900	OUTER, STARTING CLUTCH	1	1		
4	28131-KYY-900	GEAR, STARTER REDUCTION (13T/43T)	1	1		
5	28132-KWS-900	SHAFT, REDUCTION GEAR	1	1		
6	90085-KTC-920	BOLT, SOCKET, 6X14	6	6		
7	91011-KYY-901	BEARING, NEEDLE, 21X27X18(NRB)	1	1		



E-10

LEFT CRANKCASE COVER



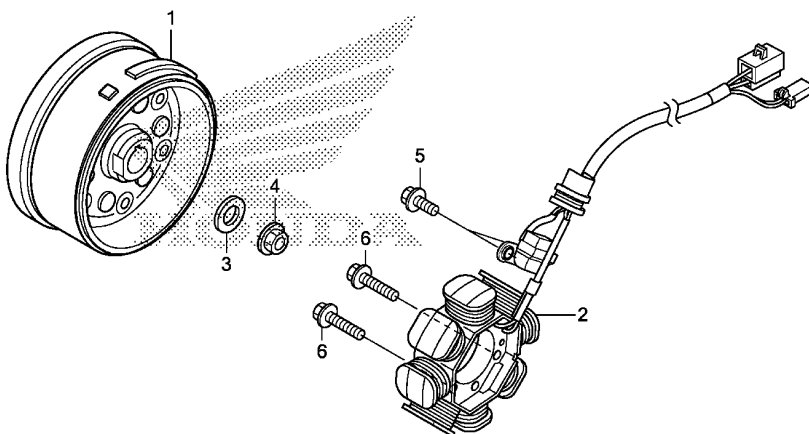
Ref. No.	L.O.N.	(Relative ref. Number) Description	F.R.T.
1	1101A6	COVER, CRANKCASE :LEFT	0.4
2	1101B0	COVER, CRANKCASE :LEFT REAR ..	0.1
3	1101A3	GASKET, CRANKCASE COVER :LEFT	0.3

K523E1000

Ref. No.	Part No.	Description	Reqd. QTY		Serial No.	Parts catalogue code
			CBF125S J	K		
1	11341-KYY-950	COVER, L. CRANKCASE	1	1		
2	11360-K52-B40	COVER COMP., L. RR.	1	1		
3	11395-KWS-900	GASKET, L. CRANKCASE COVER ..	1	1		
4	90084-KTT-900	CAP, 14MM	1	1		
5	90087-KRM-840	CAP, 32MM	1	1		
6	90702-KRM-840	DOWEL PIN, 8X14	2	2		
7	91303-KRM-840	O-RING, 13.8X2.5	1	1		
8	91305-KYY-900	O-RING, 31.7X2.4	1	1		
9	96001-06030-00	BOLT, FLANGE, 6X30	2	2		
10	96001-06035-00	BOLT, FLANGE, 6X35	6	6		
11	96001-06060-00	BOLT, FLANGE, 6X60	2	2		

E-11

GENERATOR



K523E1100

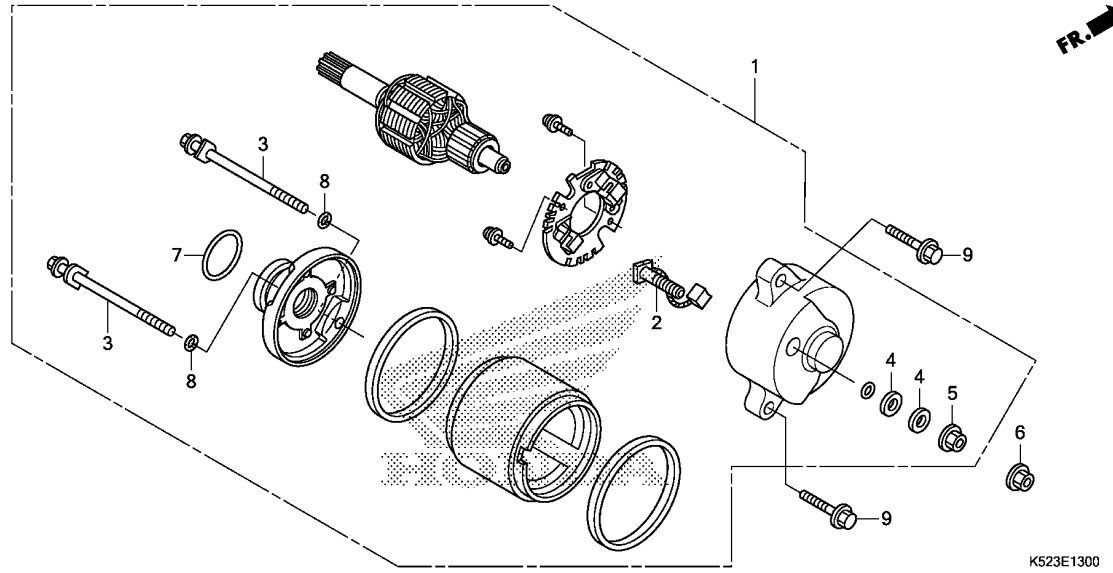
Ref. No.	L.O.N.	(Relative ref. Number) Description	F.R.T.
1	613105	ROTOR OR FLYWHEEL	0.5
2	6131A3	STATOR	0.6

Ref. No.	Part No.	Description	Reqd. QTY		Serial No.	Parts catalogue code
			CBF125S J	K		
1	31110-KYY-931	FLYWHEEL COMP. (GCE)	1	1	-----	3LA,4LA,CL,PE
	31110-K51-601	FLYWHEEL COMP.	1	-	-----	2LA,LA
2	31120-KYY-H01	STATOR COMP.	1	1		
3	90439-GFM-970	WASHER, 12X24X2.3	1	1		
4	94050-12000	NUT, FLANGE, 12MM	1	1		
5	96001-06016-00	BOLT, FLANGE, 6X16	2	2		
6	96001-06022-00	BOLT, FLANGE, 6X22	3	3		



E-13

STARTING MOTOR



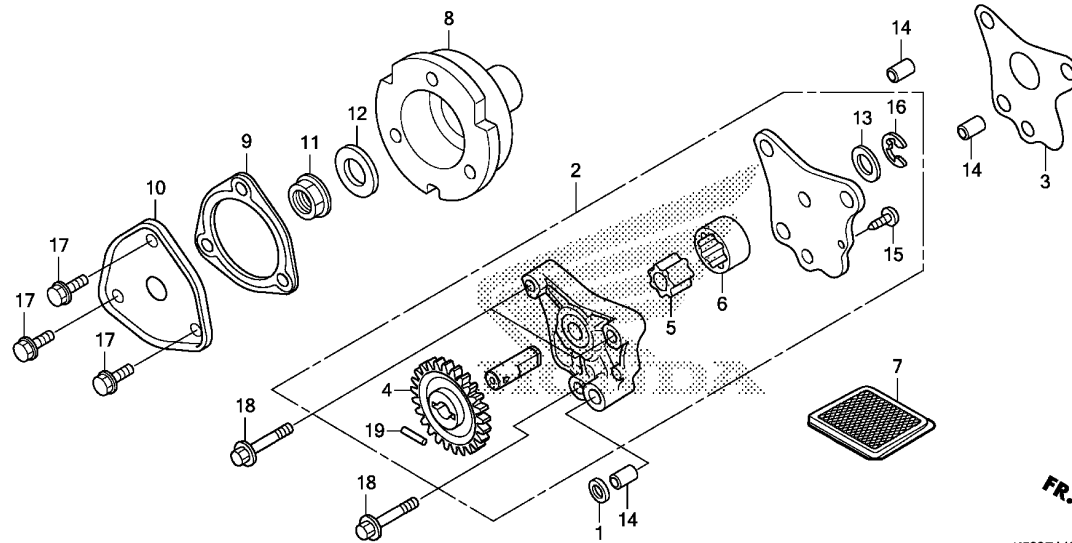
Ref. No.	L.O.N.	(Relative ref. Number) Description	F.R.T.
1		(7)	
612105		MOTOR, STARTING	0.4
6121A4		TERMINAL, BRUSH(STARTER)	0.6

Ref. No.	Part No.	Description	Reqd. QTY		Serial No.	Parts catalogue code
			CBF125S J	K		
1	31200-K52-901	MOTOR ASSY., STARTER	1	1		
2	31201-KYY-931	BRUSH SET, TERMINAL	1	1		
3	31205-KYY-931	BOLT, SETTING	2	2		
4	31209-KYY-931	COLLAR	2	2		
5	90071-KYY-931	NUT-WASHER, 6MM	1	1		
6	90071-MB0-000	NUT-WASHER, 6MM	1	1		
7	91309-KYY-931	O-RING, 24.4X3.1	1	1		
8	91320-KYY-931	O-RING	2	2		
9	95701-06025-00	BOLT, FLANGE, 6X25	2	2		

2

E-14

OIL PUMP

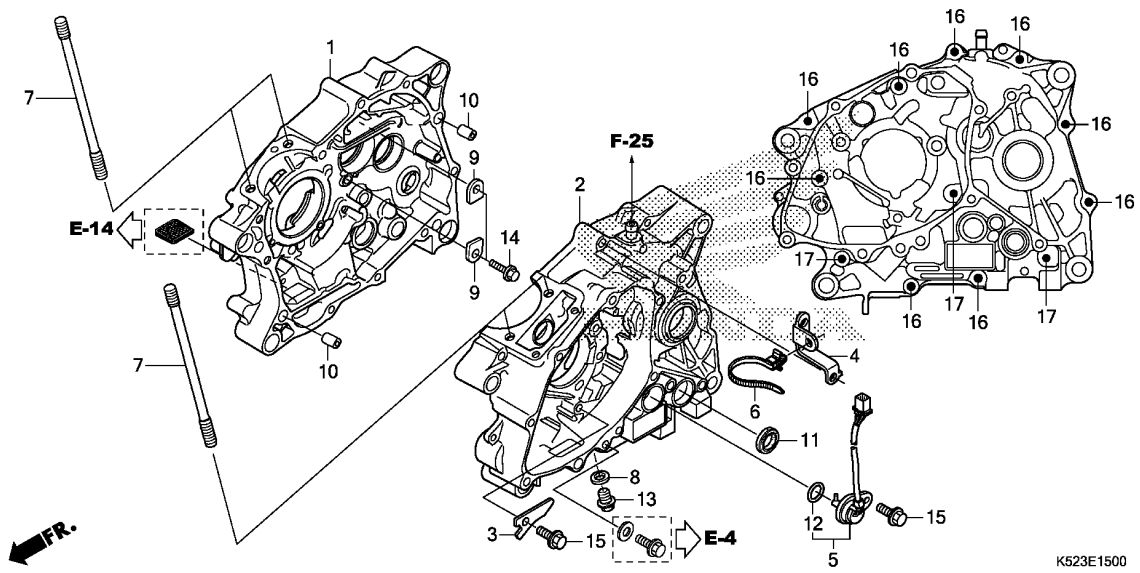


Ref. No.	L.O.N.	(Relative ref. Number) Description	F.R.T.
2		(3)	
2	113105	PUMP ASSY., OIL	0.4
5		(6)	
5	1131C7	ROTOR, OIL PUMP	0.5
7	1131B5	SCREEN, OIL FILTER	0.3
8	1101L0	ROTOR, OIL FILTER	0.5
10		(9)	
10	1101L1	CAP, OIL FILTER ROTOR	0.4

Ref. No.	Part No.	Description	Reqd. QTY		Serial No.	Parts catalogue code
			CBF125S J	K		
1	12396-KRM-840	GASKET B, HEAD COVER	1	1		
2	15100-KYY-900	PUMP ASSY., OIL	1	1		
3	15119-KWS-901	GASKET, OIL PUMP	1	1		
4	15133-KYY-900	GEAR, OIL PUMP DRIVEN(23T) ..	1	1		
5	15331-KYY-900	ROTOR, OIL PUMP INNER	1	1		
6	15332-KYY-900	ROTOR, OIL PUMP OUTER	1	1		
7	15421-KSP-910	SCREEN, OIL FILTER	1	1		
8	15431-K08-900	ROTOR, OIL FILTER	1	1		
9	15439-KWS-901	GASKET, OIL FILTER COVER	1	1		
10	15441-KWS-900	COVER, OIL FILTER	1	1		
11	90202-KRM-840	NUT, SPECIAL FLANGE, 14MM ...	1	1		
12	90432-KPT-A00	WASHER, 14.2X26X3	1	1		
13	90455-KWS-900	WASHER, 9.2MM	1	1		
14	90702-KRM-840	DOWEL PIN, 8X14	3	3		
15	93901-34120	SCREW, TAPPING, 4X8	1	1		
16	94540-06018	E-RING, 6MM	1	1		
17	95701-06014-00	BOLT, FLANGE, 6X14	3	3		
18	96001-06035-00	BOLT, FLANGE, 6X35	3	3		
19	96220-30158	ROLLER, 3X15.8	1	1		

E-15

CRANKCASE



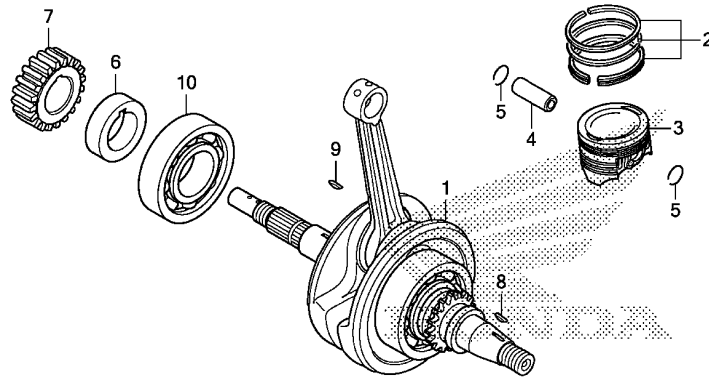
Ref. No.	L.O.N.	(Relative ref. Number) Description	F.R.T.
1	110120	CRANKCASE :RIGHTINCLUDES: Engine removal and installation	4.2
2	110115	CRANKCASE :LEFTINCLUDES: Engine removal and installation	3.9
	1101A2	CRANKCASE :BOTHINCLUDES: Engine removal and installation	4.8
5		(12)	
	6151B8	SWITCH, NEUTRAL	0.3
11	1101F9	OIL SEAL, GEARSHIFT SPINDLE ..	0.8

Ref. No.	Part No.	Description	Reqd. QTY		Serial No.	Parts catalogue code
			CBF125S J	K		
1	11100-KYY-950	CRANKCASE COMP., R.	1	1		
2	11200-KYY-H40	CRANKCASE COMP., L.	1	1		
3	11218-KWS-900	PLATE, OIL STOPPER	1	1		
4	32699-KYY-H00	CLAMPER A, HARNESS	1	1		
5	35759-K52-B41	SWITCH ASSY., CHANGE	1	1		
6	90011-GFC-J31	STRAP, CABLE	1	1		
7	90031-KYY-900	BOLT, CYLINDER STUD	4	4		
8	90407-259-000	PACKING, DRAIN COCK, 12.5X20	1	1		
9	90441-KRM-840	PLATE, BEARING HOLDER	2	2		
10	90703-KWS-900	DOWEL PIN, 10X14	2	2		
11	91203-KSP-911	OIL SEAL, 14X22X5 (ARAI)	1	1		
	91203-KYY-901	OIL SEAL, 14X22X5 (QINGDAO MAOLIN)	1	1		
12	91301-KVC-901	O-RING, 16.5X2.5	1	1		
13	92800-12000	BOLT, DRAIN PLUG, 12MM	1	1		
14	95701-06016-00	BOLT, FLANGE, 6X16	2	2		
15	96001-06014-00	BOLT, FLANGE, 6X14	2	2		
16	96001-06040-00	BOLT, FLANGE, 6X40	9	9		
17	96001-06060-00	BOLT, FLANGE, 6X60	3	3		

2

E-16

CRANKSHAFT/PISTON



FR.

K523E1600

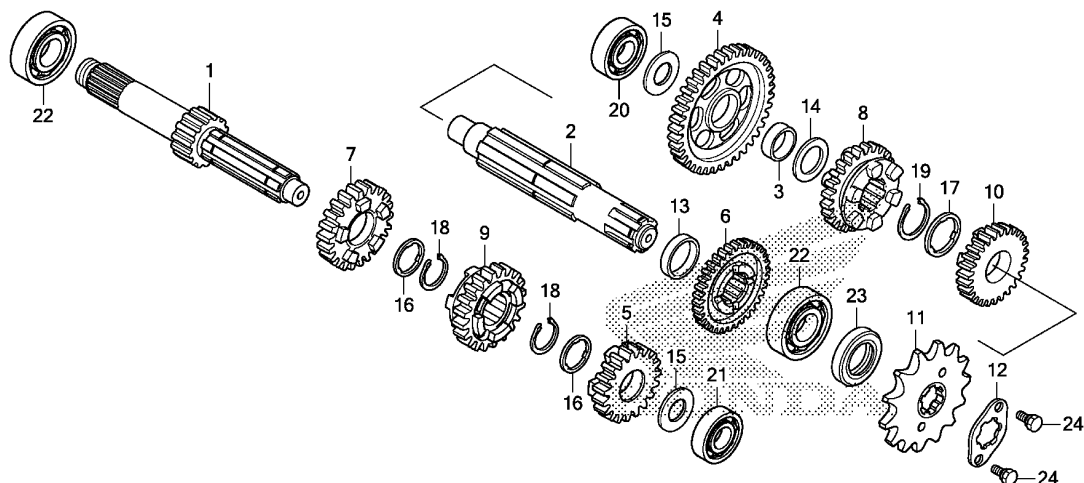
Ref. No.	L.O.N.	(Relative ref. Number) Description	F.R.T.
1	1101B5	CRANKSHAFTINCLUDES: Engine removal and installation (2,4,5)	3.4
3	111103	PISTON RING AND/OR PISTON(ONE)INCLUDES: Engine removal and installation	2.1
10	1101B7	BEARING, CRANKSHAFT :RIGHTINCLUDES: Engine removal and installation	3.4

Ref. No.	Part No.	Description	Reqd. QTY		Serial No.	Parts catalogue code
			CBF125S J	K		
1	13000-KYY-900	CRANKSHAFT COMP.	1	1		
	13000-KYY-B60	1	1		
2	13011-KYY-900	RING SET, PISTON(STD.) (TPR) -	1	1		
	13021-KYY-900	RING SET, PISTON(0.25) (TPR) -	(1)	(1)		
	13031-KYY-900	RING SET, PISTON(0.50) (TPR) -	(1)	(1)		
3	13101-KYY-900	PISTON(STD.)	1	1		
	13102-KYY-900	PISTON(0.25)	(1)	(1)		
	13103-KYY-900	PISTON(0.50)	(1)	(1)		
4	13111-KWS-900	PIN, PISTON	1	1		
5	13115-KWS-900	CLIP, PISTON PIN, 12MM	2	2		
6	13412-KWS-900	COLLAR, PRIMARY DRIVE GEAR ..	1	1		
7	23121-KYY-900	GEAR, PRIMARY DRIVE(20T)	1	1		
8	90741-003-010	KEY, WOODRUFF, 4MM	1	1		
9	90741-KGH-900	KEY, WOODRUFF, 4MM	1	1		
10	91001-KWS-901	BEARING, RADIAL BALL, 63/22				
		(NSK)	1	1		
	91001-KYY-901	BEARING, RADIAL BALL, 63/22	1	1		



E-17

TRANSMISSION



K523E1700

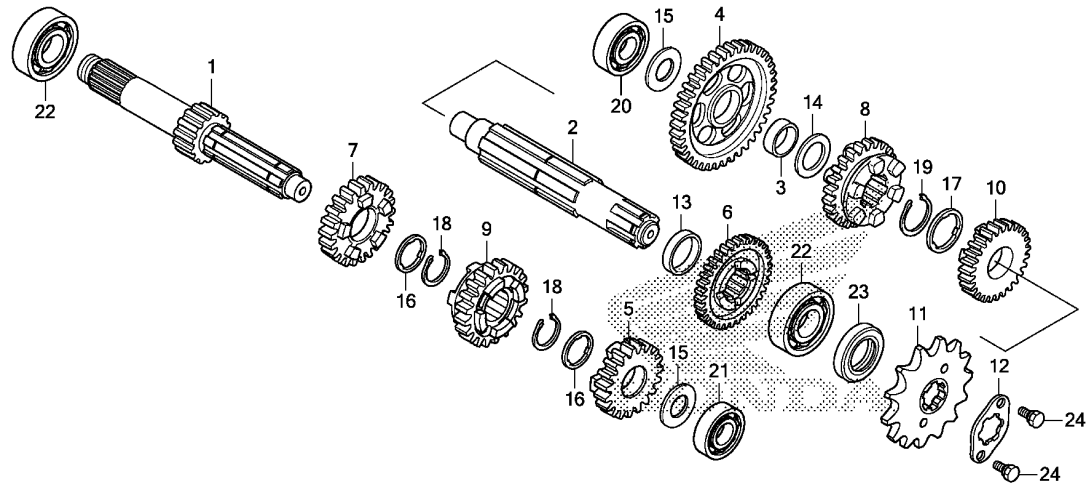
Ref. No.	L.O.N.	(Relative ref. Number) Description	F.R.T.
1		(5,7,9) MAINSHAFT, TRANSMISSION	3.5
		.INCLUDES: Engine removal and installation	
2		210141A .Replace countershaft add	0.2
2		(4,6,8,10) COUNTERSHAFT, TRANSMISSION ...	3.5
		.INCLUDES: Engine removal and installation	
		210142A .Replace mainshaft add	0.2
11		213135 SPROCKET, DRIVE	0.2
20		2101C8 BEARING, COUNTERSHAFT :RIGHT -	3.5
		.INCLUDES: Engine removal and installation	
21		2101C2 BEARING, MAINSHAFT :LEFT	3.5
		.INCLUDES: Engine removal and installation	
22		2101C5 BEARING, MAINSHAFT :RIGHT	3.5
		.INCLUDES: Engine removal and installation	
		2101C6 BEARING, MAINSHAFT :BOTH	3.7
		.INCLUDES: Engine removal and installation	
+		2101C7 BEARING, COUNTERSHAFT :LEFT ..	3.5

Ref. No.	Part No.	Description	Reqd. QTY	Serial No.	Parts catalogue code
			CBF125S J K		
1	23211-KYY-900	MAINSHAFT(11T)	1	1	
2	23221-KYY-900	COUNTERSHAFT	1	1	
3	23415-KPH-900	BUSH, 15MM	1	1	
4	23421-KYY-900	GEAR, COUNTERSHAFT FIRST(35T)	1	1	
5	23431-KYY-900	GEAR, MAINSHAFT SECOND(17T) -	1	1	
6	23441-KYY-900	GEAR, COUNTERSHAFT SECOND(29T)	1	1	
7	23451-KYY-901	GEAR, MAINSHAFT THIRD(21T) ..	1	1	
8	23461-KYY-901	GEAR, COUNTERSHAFT THIRD(26T)	1	1	
9	23471-KYY-901	GEAR, MAINSHAFT FOURTH(24T) -	1	1	
10	23481-KYY-901	GEAR, COUNTERSHAFT FOURTH(22T)	1	1	
11	23801-GF6-000	SPROCKET, DRIVE(14T)	1	1	
12	23802-GN5-910	PLATE, FIXING	1	1	
13	23911-KWS-900	COLLAR, 20MM	1	1	
14	90412-187-000	WASHER, THRUST, 15MM	1	1	
15	90412-KPH-900	WASHER, SPECIAL, 12X23	2	2	
16	90461-035-000	WASHER, SPLINE, 17MM	2	2	
17	90461-459-010	WASHER, SPLINE, 20MM	1	1	
18	90601-KYY-900	CIRCLIP, 17MM	2	2	
19	90602-KYY-900	CIRCLIP, 20MM	1	1	
20	91004-KYY-931	BEARING, RADIAL BALL, 6201 ..	1	1	
21	91005-KYY-931	BEARING, RADIAL BALL, 6001 ..	1	1	
22	91006-KYY-931	BEARING, RADIAL BALL, 6203 ..	2	2	
23	91204-KWB-601	OIL SEAL, 17X29X5	1	1	
	91204-KYY-901	1	1	
24	92101-06010-0A	BOLT, HEX., 6X10	2	2	

2

E-17

TRANSMISSION

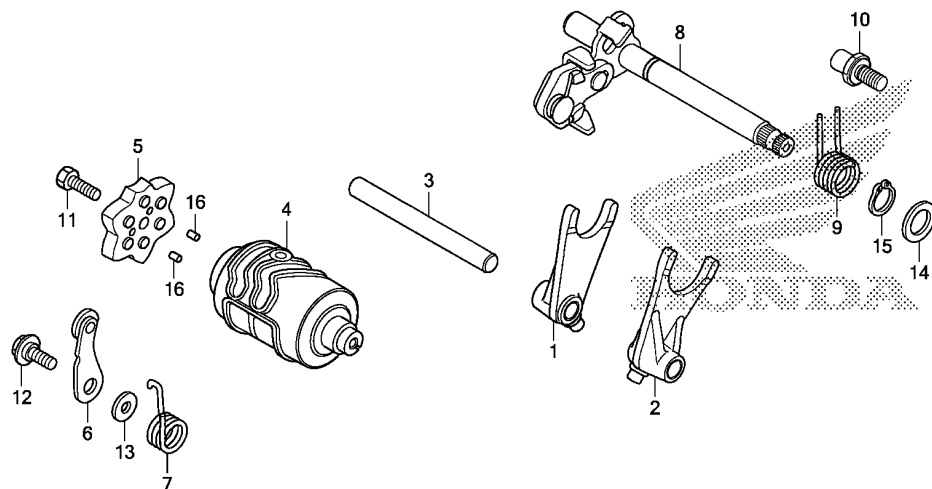


Ref. No.	L.O.N.	(Relative ref. Number) Description	F.R.T.
+22		.INCLUDES: Engine removal and installation	
2101C9		BEARING, COUNTERSHAFT :BOTH .. .INCLUDES: Engine removal and installation	3.7
2101D4		BEARING, MAINSHAFT AND COUNTERSHAFT :ALLINCLUDES: Engine removal and installation	3.9



E-19

GEARSHIFT DRUM



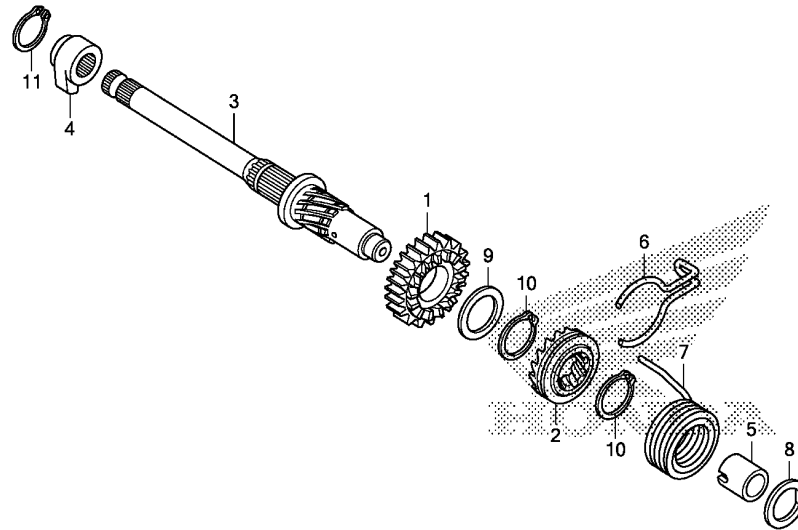
K523E1900

Ref. No.	L.O.N.	(Relative ref. Number) Description	F.R.T.
1	210112	(2) FORK, GEARSHIFTINCLUDES: Engine removal and installation .NOTE: Same time for two units	3.3
4	2101A9	DRUM, GEARSHIFTINCLUDES: Engine removal and installation	3.3
5	2101D6	PLATE, GEARSHIFT DRUM STOPPER (7)	0.8
6	210125	STOPPER OR SPRING, SHIFT DRUM (9)	0.8
8	210122	SPINDLE, GEARSHIFT	0.7

Ref. No.	Part No.	Description	Reqd. QTY		Serial No.	Parts catalogue code
			CBF125S J	K		
1	24211-KWS-900	FORK, R. GEARSHIFT	1	1		
2	24212-KWS-900	FORK, L. GEARSHIFT	1	1		
3	24241-KPH-C00	SHAFT, GEARSHIFT FORK	1	1		
4	24301-KYY-H00	DRUM, GEARSHIFT	1	1		
5	24410-KTT-900	PLATE COMP., GEARSHIFT DRUM STOPPER	1	1		
6	24430-KRM-B10	STOPPER COMP., GEARSHIFT DRUM	1	1		
7	24436-KRM-840	SPRING, SHIFT DRUM STOPPER ..	1	1		
8	24610-KYY-900	SPINDLE COMP., GEARSHIFT	1	1		
9	24651-KSP-910	SPRING, GEARSHIFT RETURN	1	1		
10	24652-KRM-840	PIN, SHIFT RETURN SPRING	1	1		
11	90003-KVS-900	BOLT, HEX., 6X20	1	1		
12	90022-KRM-840	PIVOT, SHIFT DRUM STOPPER ARM	1	1		
13	90417-KRM-840	WASHER, DRUM STOPPER	1	1		
14	90457-KRM-840	WASHER, 14MM	1	1		
15	94510-14000	CIRCLIP, EXTERNAL, 14MM	1	1		
16	96220-30085	ROLLER, 3X8.5	2	2		

E-20

KICK STARTER SPINDLE



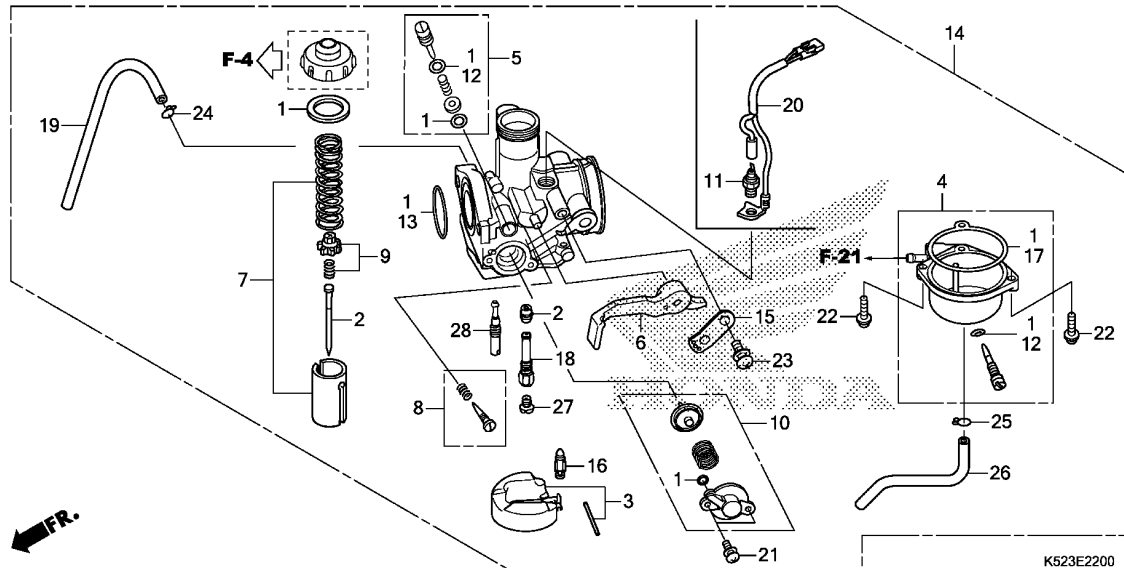
Ref. No.	L.O.N.	(Relative ref. Number) Description	F.R.T.
1		(2)	
1	1121A0	PINION, KICK STARTERINCLUDES: Engine removal and installation	3.3
3	1121A2	SPINDLE, KICK STARTERINCLUDES: Engine removal and installation	3.3
7	112103	SPRING, KICK STARTER RETURN .. .INCLUDES: Engine removal and installation	3.3

Ref. No.	Part No.	Description	Reqd. QTY		Serial No.	Parts catalogue code
			CBF125S J	K		
1	28211-KWS-900	PINION, KICK STARTER(21T) ...	1	1		
2	28221-KWS-900	RATCHET, STARTER DRIVE	1	1		
3	28251-KWS-900	SPINDLE, KICK STARTER	1	1		
4	28262-KWS-900	RETAINER, KICK SPINDLE	1	1		
5	28265-KWB-600	COLLAR, KICK SPRING	1	1		
6	28271-KYY-900	SPRING, FRICTION STARTER GEAR	1	1		
7	28281-KWB-600	SPRING, KICK RETURN	1	1		
8	90451-KGH-900	WASHER, SPECIAL, 14MM	1	1		
9	90454-KPH-900	WASHER, 25X20.2X1	1	1		
10	90605-KYY-900	SET RING, 20MM	2	2		
11	94510-18000	CIRCLIP, EXTERNAL, 18MM	1	1		



E-22

CARBURETOR(1)

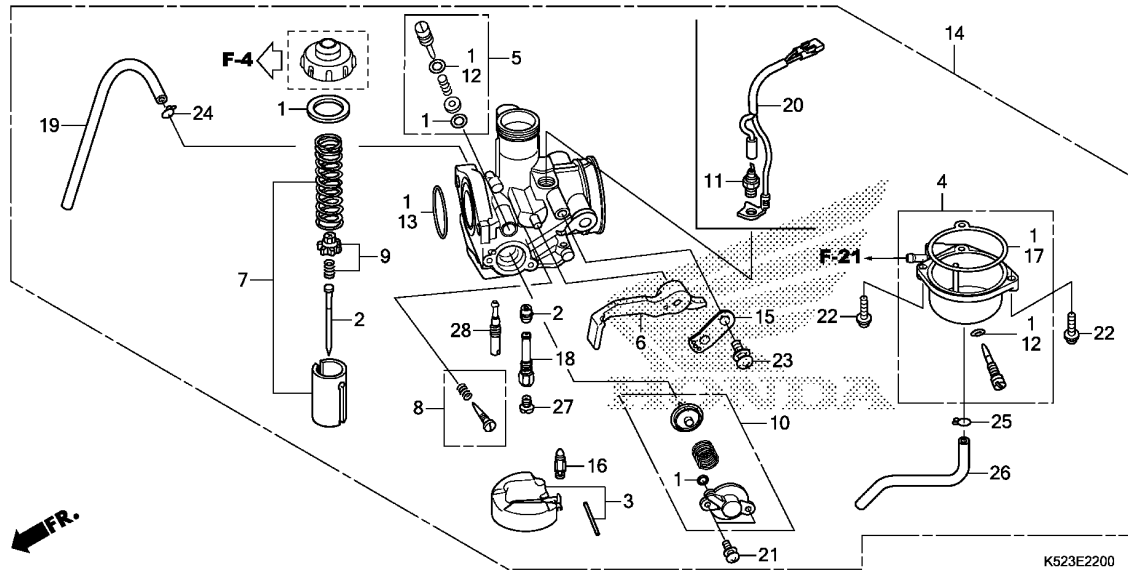


Ref. No.	L.O.N.	(Relative ref. Number) Description	F.R.T.
2	3111A3	NEEDLE, JET	0.7
3		(16)	
	311120	FLOAT OR FLOAT VALVE	0.6
4	3111A6	CHAMBER, FLOAT	0.5
7	3111A8	VALVE, THROTTLE	0.2
11	3111B4	HEATER, CARBURETOR	0.2
14	3111B5	CARBURETOR ASSEMBLY	0.5
27		(18,28)	
	3111D4	JET, MAIN	0.6

Ref. No.	Part No.	Description	Reqd. QTY	Serial No.	Parts catalogue code
			CBF125S J K		
1	16010-KYY-601	GASKET SET	1	-	2LA,LA
2	16012-KYY-B31	NEEDLE SET, JET	1	-	2LA,LA
3	16013-KPH-C01	FLOAT SET	1	-	2LA,LA
4	16015-KYY-841	CHAMBER SET, FLOAT	1	-	2LA,LA
5	16016-KPW-H01	SCREW SET	1	-	2LA,LA
6	16019-KYY-901	LEVER SET, CHOKE	1	-	2LA,LA
7	16022-KYY-971	VALVE SET, THROTTLE	1	-	2LA,LA
8	16028-KYY-901	SCREW SET	1	-	2LA,LA
9	16037-KPH-901	PLATE SET, VALVE	1	-	2LA,LA
10	16048-KYY-B31	VALVE SET, AIR CUT	1	-	2LA,LA
11	16071-KPN-J01	HEATER ONLY	1	-	LA
12	16075-GHB-640	O-RING, 1.3X4.3	2	-	2LA,LA
13	16075-KPH-901	O-RING	1	-	2LA,LA
14	16100-KYY-B32	CARBURETOR ASSY.(PB 7RWB)	1	-	2LA
	16100-K52-921	CARBURETOR ASSY.(7YQ A)	1	-	LA
15	16119-440-004	PLATE, STAY	1	-	2LA,LA
16	16155-KRS-861	VALVE COMP., FLOAT	1	-	2LA,LA
17	16163-KWS-901	GASKET, FLOAT CHAMBER	1	-	2LA,LA
18	16165-KYY-901	HOLDER, NEEDLE JET	1	-	2LA,LA
19	16197-KYY-971	TUBE, AIR VENT	1	-	2LA,LA
20	32160-KYY-760	SUB HARNESS, CARBURETOR HEATER	1	-	LA
21	93892-04010-18	SCREW-WASHER, 4X10	2	-	2LA,LA
22	93892-04018-08	SCREW-WASHER, 4X18	2	-	2LA,LA
23	93892-05012-18	SCREW-WASHER, 5X12	1	-	2LA,LA
24	95002-02089	CLIP, TUBE(B1 8)	1	-	2LA,LA

E-22

CARBURETOR(1)

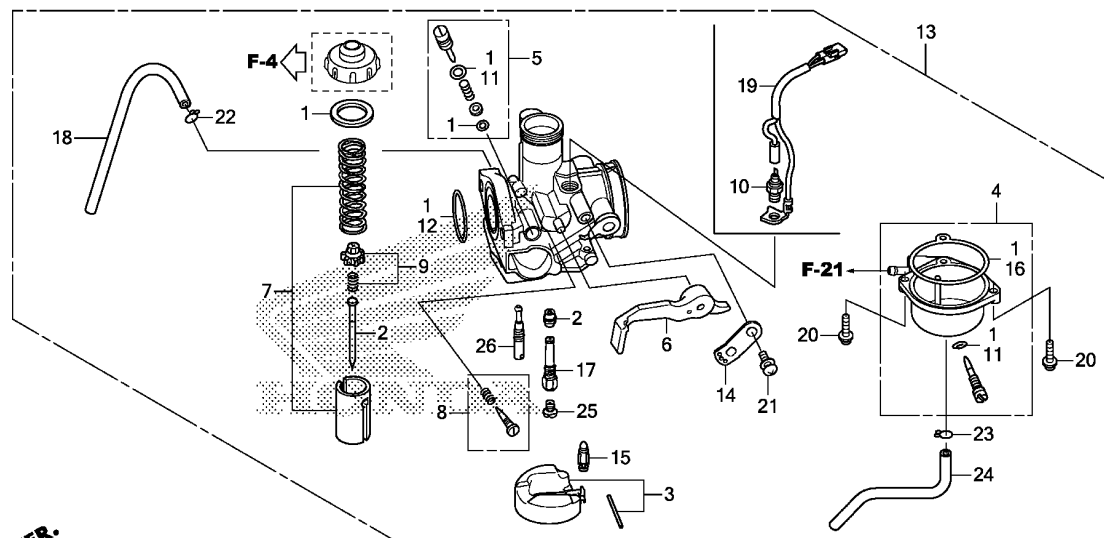


Ref. No.	Part No.	Description	Reqd. QTY		Serial No.	Parts catalogue code
			CBF125S	J K		
25	95002-02659	CLIP, TUBE(B6.5)	1	-	-----	2LA,LA
26	95005-35400-50	TUBE, 3.5X400(95005-35001-50M)	1	-	-----	2LA,LA
27	99102-GBE-1020	JET, MAIN, #102	1	-	-----	2LA,LA
28	99103-KPH-0350	JET, SLOW, #35	1	-	-----	2LA,LA



E-22-1

CARBURETOR(2)



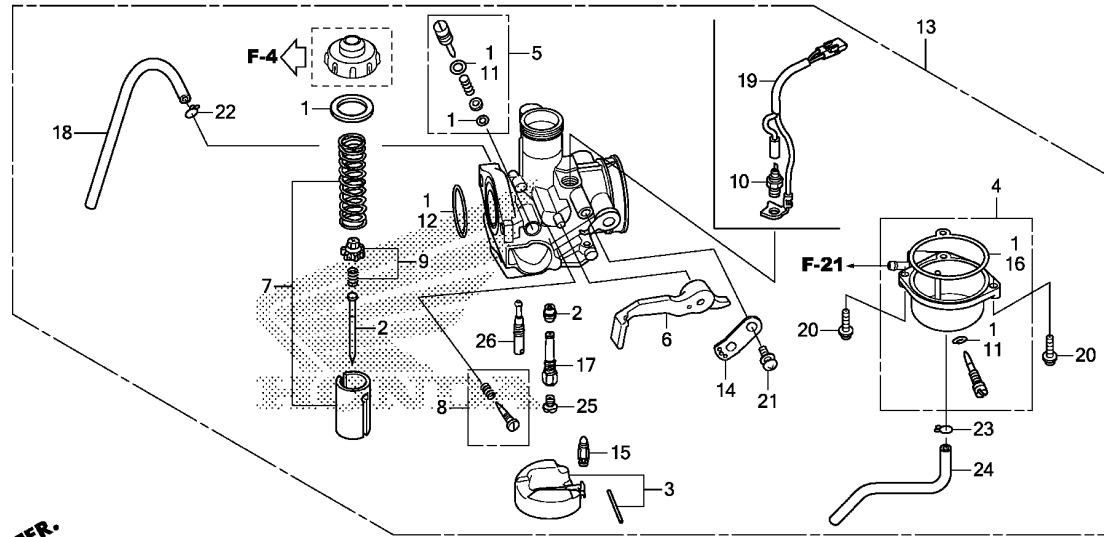
K523E2201

Ref. No.	L.O.N.	(Relative ref. Number) Description	F.R.T.
2	3111A3	NEEDLE, JET	0.7
3		(15)	
	311120	FLOAT OR FLOAT VALVE	0.6
4	3111A6	CHAMBER, FLOAT	0.5
7	3111A8	VALVE, THROTTLE	0.2
10	3111B4	HEATER, CARBURETOR	0.2
13	3111B5	CARBURETOR ASSEMBLY	0.5
25		(17,26)	
	3111D4	JET, MAIN	0.6

Ref. No.	Part No.	Description	Reqd. QTY		Serial No.	Parts catalogue code
			CBF125S J	K		
1	16010-KYY-901	GASKET SET	1	1	-----	3LA,4LA,CL,PE
2	16012-KTT-903	NEEDLE SET, JET	1	1	-----	3LA,4LA,CL,PE
3	16013-KPH-C01	FLOAT SET	1	1	-----	3LA,4LA,CL,PE
4	16015-KYY-841	CHAMBER SET, FLOAT	1	1	-----	3LA,4LA,CL,PE
5	16016-KPW-H01	SCREW SET	1	1	-----	3LA,4LA,CL,PE
6	16019-KYY-B51	LEVER SET, CHOKE	1	1	-----	3LA,4LA,CL,PE
7	16022-KTT-901	VALVE SET, THROTTLE	1	1	-----	3LA,4LA,CL,PE
8	16028-KYY-901	SCREW SET	1	1	-----	3LA,4LA,CL,PE
9	16037-KPH-901	PLATE SET, VALVE	1	1	-----	3LA,4LA,CL,PE
10	16071-KPN-J01	HEATER ONLY	1	-	-----	4LA,CL
11	16075-GHB-640	O-RING, 1.3X4.3	2	2	-----	3LA,4LA,CL,PE
12	16075-KPH-901	O-RING	1	1	-----	3LA,4LA,CL,PE
13	16100-K52-902	CARBURETOR ASSY.(7YR A)	1	1	-----	3LA,PE
	16100-K52-912	CARBURETOR ASSY.(7YS A)	1	-	-----	4LA,CL
14	16119-440-004	PLATE, STAY	1	1	-----	3LA,4LA,CL,PE
15	16155-KRS-861	VALVE COMP., FLOAT	1	1	-----	3LA,4LA,CL,PE
16	16163-KWS-901	GASKET, FLOAT CHAMBER	1	1	-----	3LA,4LA,CL,PE
17	16165-KYY-901	HOLDER, NEEDLE JET	1	1	-----	3LA,4LA,CL,PE
18	16197-KYY-971	TUBE, AIR VENT	1	1	-----	3LA,4LA,CL,PE
19	32160-KYY-760	SUB HARNESS, CARBURETOR HEATER	1	-	-----	4LA,CL
20	93892-04018-08	SCREW-WASHER, 4X18	2	2	-----	3LA,4LA,CL,PE
21	93892-05012-18	SCREW-WASHER, 5X12	1	1	-----	3LA,4LA,CL,PE
22	95002-02089	CLIP, TUBE(B1 8)	1	1	-----	3LA,4LA,CL,PE
23	95002-02659	CLIP, TUBE(B6.5)	1	1	-----	3LA,4LA,CL,PE
24	95005-35400-50	TUBE, 3.5X400(95005-35001-50M)	1	1	-----	3LA,4LA,CL,PE

E-22-1

CARBURETOR(2)



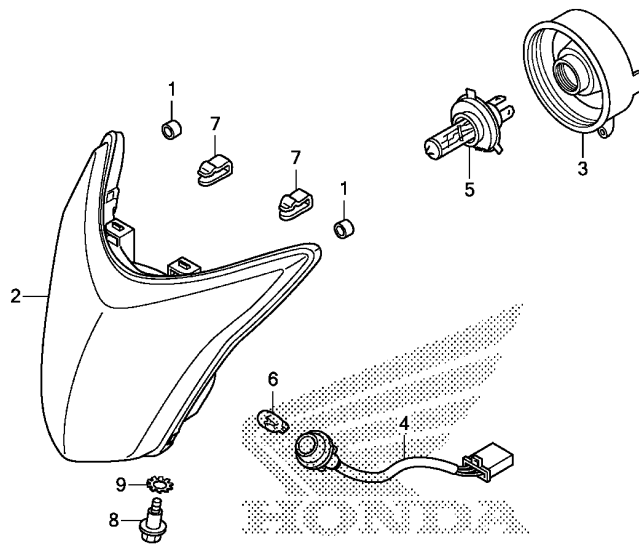
K523E2201

Ref. No.	Part No.	Description	Reqd. QTY		Serial No.	Parts catalogue code
			CBF125S J	K		
25	99102-GBE-1020	JET, MAIN, #102	1	1	-----	3LA,4LA,CL,PE
26	99103-KTT-0380	JET, SLOW, #38	1	1	-----	3LA,4LA,CL,PE



F-1

HEADLIGHT



K523F0100

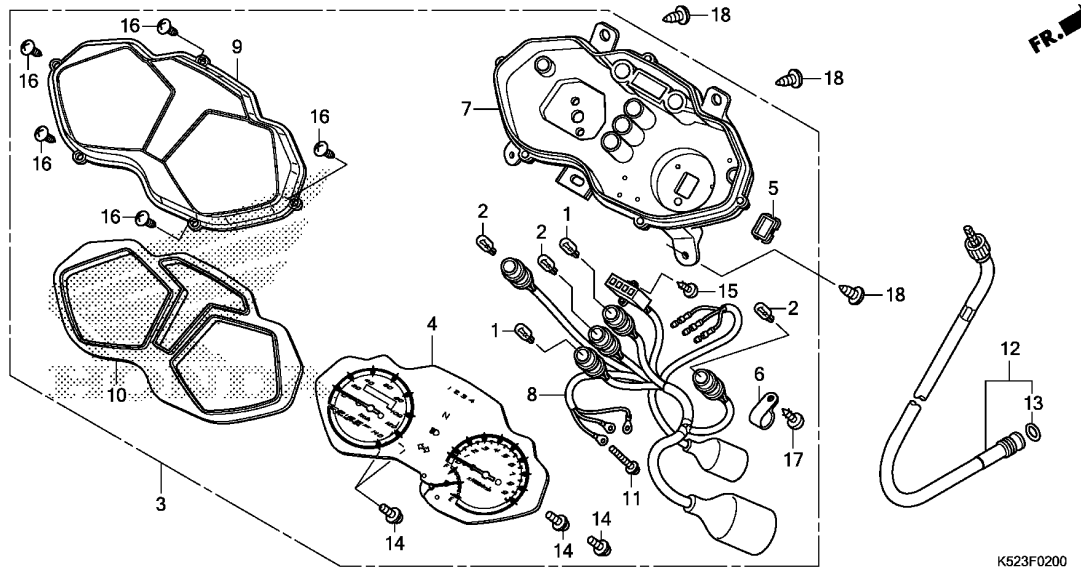
Ref. No.	L.O.N.	(Relative ref. Number) Description	F.R.T.
2	6161A7	HEADLIGHT UNIT	0.2
4	616180	SOCKET, POSITION LIGHT	0.2
5		(3)	
	616118	BULB, HEADLIGHT	0.2
6	6161M0	LIGHT ASSY., POSITION	0.2

3

Ref. No.	Part No.	Description	Reqd. QTY		Serial No.	Parts catalogue code
			CBF125S J	K		
1	33117-KYY-901	CAP, SPECIAL	2	2		
2	33120-K52-901	HEADLIGHT UNIT	1	1		
3	33122-KVX-601	COVER, SOCKET	1	1		
4	33130-K52-B61	SOCKET COMP., POSITION	1	1		
5	34901-KVC-D01	BULB, HEADLIGHT(12V 35/35W) ..	1	1		
6	34903-K03-C21	BULB, POSITION LIGHT(W5W) ...	1	1		
7	53208-GFM-970	CLIP, HEADLIGHT	2	2		
8	90103-GFM-970	BOLT, ADJUSTER	1	1		
9	90307-GFM-970	WASHER, LOCK, 6MM	1	1		

F-2

METER

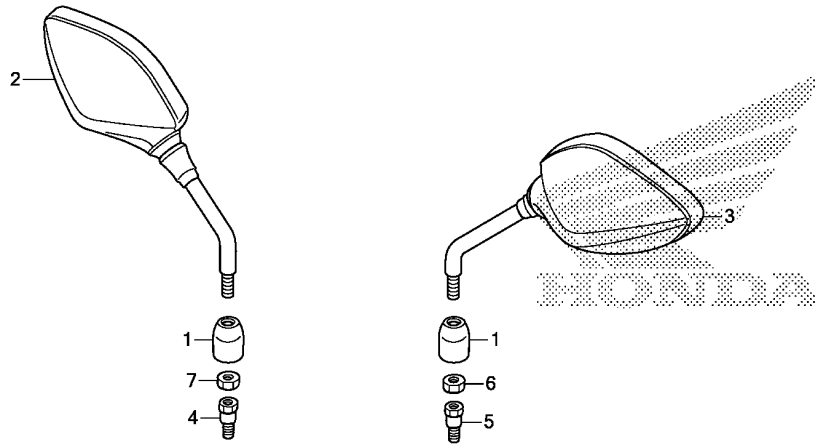


Ref. No.	L.O.N.	(Relative ref. Number) Description	F.R.T.
1		(2) BULB, METER	0.2
	6161G3	.NOTE: Same time for two units or more	
3	8121A1	METER ASSY., COMBINATION	0.3
4	8121A2	METER, COMBINATION	0.6
7	8121B5	CASE, METER :LOWER	0.5
8	6161G4	SOCKET ASSY., METER BULB	0.4
9	8121B7	LENS, METER	0.3
10	4131A3	PLATE, REFLECTING	0.3
12	811160	CABLE, SPEEDOMETER	0.2

Ref. No.	Part No.	Description	Reqd. QTY	Serial No.	Parts catalogue code
			CBF125S J K		
1	34908-KYA-601	BULB, WEDGE BASE(T10) (12V 3.4W)	2	2	
2	34910-GFM-901	BULB, WEDGE BASE(T10) (12V 1.7W)	3	3	
3	37100-K52-901	METER ASSY., COMBINATION(KPH)	1	1	
4	37120-K52-901	SPEEDOMETER ASSY.(KPH)	1	1	
5	37214-KYY-H01	PLUG	1	1	
6	37215-KR1-760	CLAMP	1	1	
7	37220-K52-B61	CASE, UNDER	1	1	
8	37224-K52-B61	SOCKET COMP.	1	1	
9	37230-K52-B41	LENS	1	1	
10	37240-K52-B41	PLATE, REFLECTING	1	1	
11	37305-GFM-901	SCREW-WASHER, 3X22	3	3	
12	44830-KYY-F21	CABLE ASSY., SPEEDOMETER	1	1	
13	91256-KK3-840	O-RING, 10X1.5	1	1	
14	93891-04012-00	SCREW-WASHER, 4X12	4	4	
15	93901-22180	SCREW, TAPPING, 3X8	2	2	
16	93901-22420	SCREW, TAPPING, 3X16	5	5	
17	93903-24320	SCREW, TAPPING, 4X12	1	1	
18	93903-35320	SCREW, TAPPING, 5X16	4	4	

F-3

MIRROR



K523F0300

Ref. No.	L.O.N.	(Relative ref. Number) Description	F.R.T.
----------	--------	------------------------------------	--------

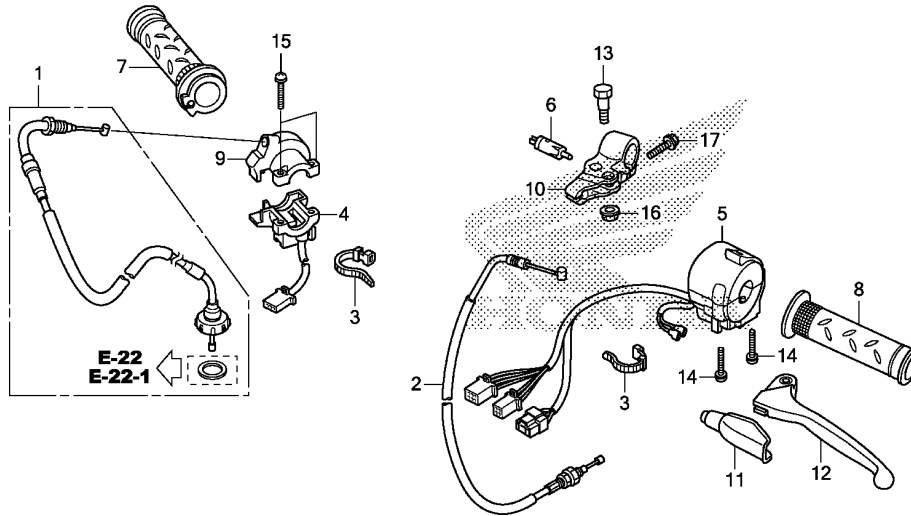
NO INFORMATION

3

Ref. No.	Part No.	Description	Reqd. QTY		Serial No.	Parts catalogue code
			CBF125S J	K		
1	88130-MB6-620	COVER, LOCK NUT	2	2		
2	88210-K70-601	MIRROR COMP., R.	1	1		
3	88220-K70-601	MIRROR COMP., L.	1	1		
4	90111-KZG-900	BOLT, R. ADAPTER, 10MM	1	1		
5	90112-KZG-900	BOLT, L. ADAPTER, 10MM	1	1		
6	90303-KZG-900	NUT, HEX., 10MM (LEFT HAND THREAD)	1	1		
7	94001-10080-0S	NUT, HEX., 10MM	1	1		

F-4

HANDLE LEVER/SWITCH/CABLE

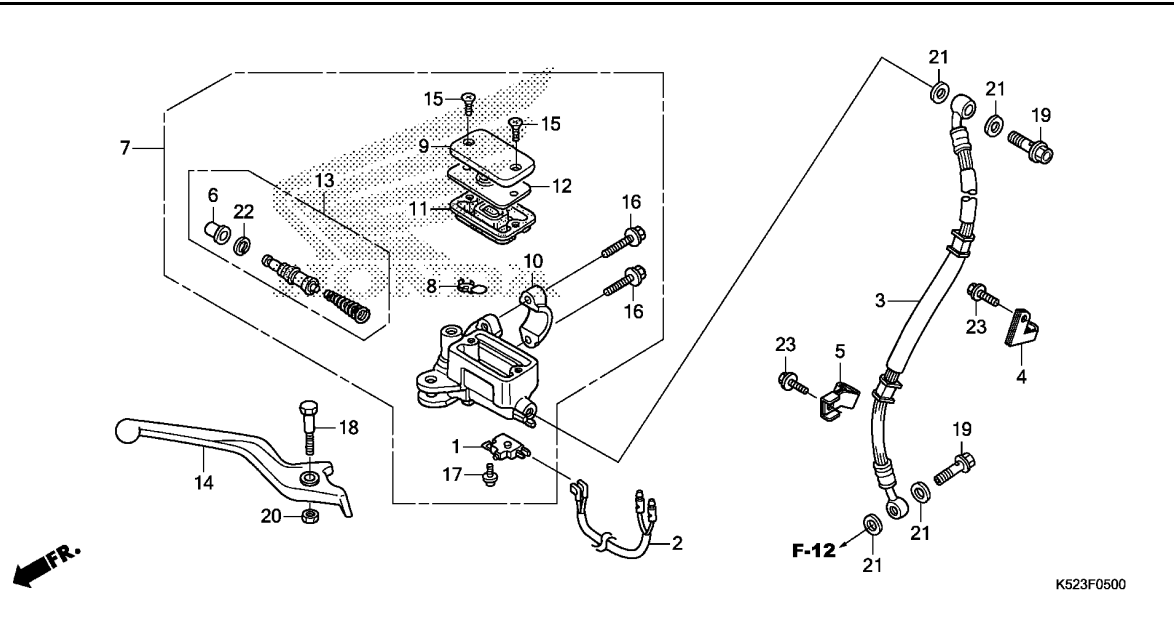


Ref. No.	L.O.N.	(Relative ref. Number) Description	F.R.T.
1	811100	CABLE, THROTTLE	0.4
2	811115	CABLE, CLUTCH	0.4
4	615116	SWITCH, STARTER	0.3
5	615118	SWITCH, WINKER	0.4
6	6151A9	SWITCH, CLUTCH	0.2
7	810150	GRIP, THROTTLE	0.2
8	8101C0	GRIP, HANDLE :LEFT	0.1
9	810155	HOUSING, THROTTLE	0.2
10	8101C8	BRACKET, HANDLE LEVER :LEFT ..	0.2
12	8101C6	LEVER, HANDLE :LEFT	0.1
	8101F5	LEVER, HANDLE :BOTH	0.2

Ref. No.	Part No.	Description	Reqd. QTY		Serial No.	Parts catalogue code
			CBF125S J	K		
1	17920-K52-B40	CABLE SET, THROTTLE	1	1		
2	22870-K52-N91	CABLE COMP., CLUTCH	1	1		
3	32161-404-000	BAND B1, WIRE	2	2		
4	35151-K52-B41	SWITCH COMP., START	1	1		
5	35200-K52-901	SWITCH ASSY., WINKER	1	1		
6	35330-KWK-901	SWITCH COMP., FR. LEVER	1	1		
7	53140-KYY-900	GRIP COMP., THROTTLE	1	1		
8	53166-KTT-900	GRIP, L. HANDLE	1	1		
9	53169-K52-B41	HOUSING, UPPER THROTTLE	1	1		
10	53172-K14-910	BRACKET, L. HANDLE LEVER	1	1		
11	53172-KCC-900	COVER, L. HANDLE LEVER	1	1		
12	53178-KYY-900	LEVER COMP., L. HANDLE	1	1		
13	90113-KYY-900	BOLT, HANDLE LEVER PIVOT	1	1		
14	93500-05020-0G	SCREW, PAN, 5X20	2	2		
15	93500-05025-0G	SCREW, PAN, 5X25	2	2		
16	94050-06000	NUT, FLANGE, 6MM	1	1		
17	95701-06022-07	BOLT, FLANGE, 6X22	1	1		

F-5

FRONT BRAKE MASTER CYLINDER



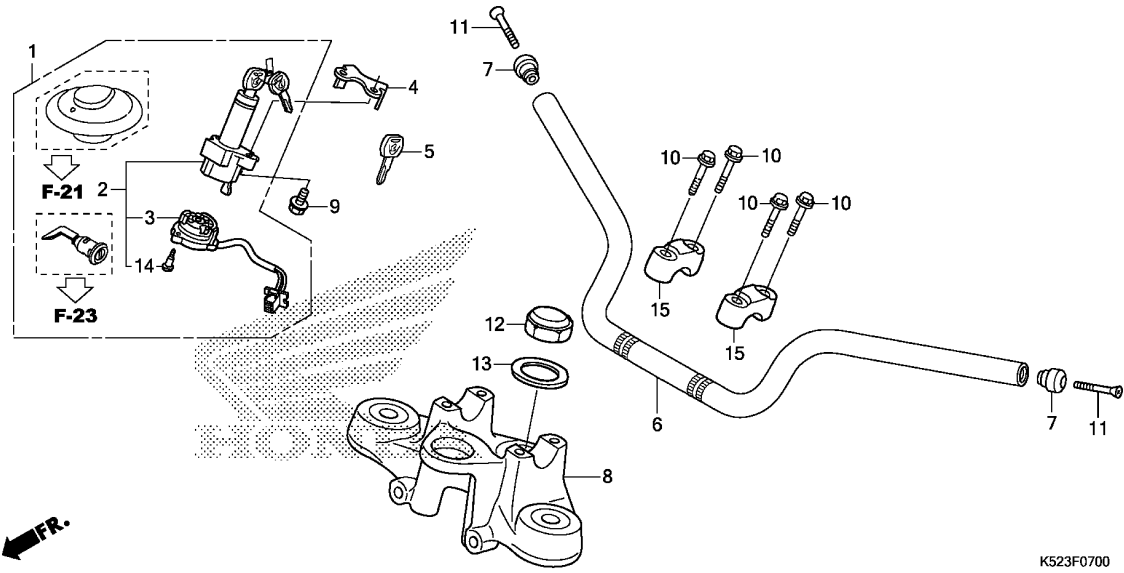
Ref. No.	L.O.N.	(Relative ref. Number) Description	F.R.T.
1	6151B2	SWITCH, FRONT STOP	0.1
2	6111X4	CORD, FRONT STOP SWITCH	0.3
3	7121A0	HOSE, FRONT BRAKE	0.4
		.INCLUDES: Bleed brakes	
7	712105	CYLINDER, FRONT BRAKE MASTER	0.4
		.INCLUDES: Bleed brakes	
11	7121G6	DIAPHRAGM, FRONT BRAKE MASTER	0.1
13	7121G9	PISTON SET, FRONT BRAKE MASTER	0.4
		.INCLUDES: Bleed brakes	
14	8101C7	LEVER, HANDLE :RIGHT	0.1
	8101F5	LEVER, HANDLE :BOTH	0.2

3

Ref. No.	Part No.	Description	Reqd. QTY		Serial No.	Parts catalogue code
			CBF125S J	K		
1	35340-KRF-C91	SWITCH ASSY., FR. STOP	1	1		
2	35341-K52-B50	CORD ASSY., FR. STOP	1	1		
3	45126-K52-B61	HOSE COMP., FR. BRAKE	1	1		
4	45155-K52-B60	CLAMPER A, FR. BRAKE HOSE ...	1	1		
5	45156-K52-B60	CLAMPER B, FR. BRAKE HOSE ...	1	1		
6	45504-KSY-901	BOOT COMP.	1	1		
7	45510-KRF-C91	CYLINDER SUB ASSY., FR. BRAKE MASTER	1	1		
8	45512-KSY-901	PROTECTOR	1	1		
9	45513-KSY-901	CAP, MASTER CYLINDER	1	1		
10	45517-KSY-901	HOLDER, MASTER CYLINDER	1	1		
11	45520-KSY-901	DIAPHRAGM	1	1		
12	45521-KSY-901	PLATE, DIAPHRAGM	1	1		
13	45530-KRF-C91	CYLINDER SET, MASTER	1	1		
14	53175-KRF-C91	LEVER, R. STEERING HANDLE ...	1	1		
15	90101-KSY-901	SCREW, FLAT, 4X12	2	2		
16	90102-KSY-901	BOLT, FLANGE, 6X22	2	2		
17	90103-KSY-901	SCREW-WASHER, 4X12	1	1		
18	90114-KYY-A51	BOLT, HANDLE LEVER PIVOT	1	1		
19	90145-GW3-981	BOLT, OIL, 10X22	2	2		
20	90301-KYY-A51	NUT, HEX., 6MM	1	1		
21	90545-KCW-880	WASHER, OIL BOLT	4	4		
22	90651-KSY-901	CIRCLIP	1	1		
23	96001-06012-00	BOLT, FLANGE, 6X12	2	2		

F-7

HANDLE PIPE/TOP BRIDGE



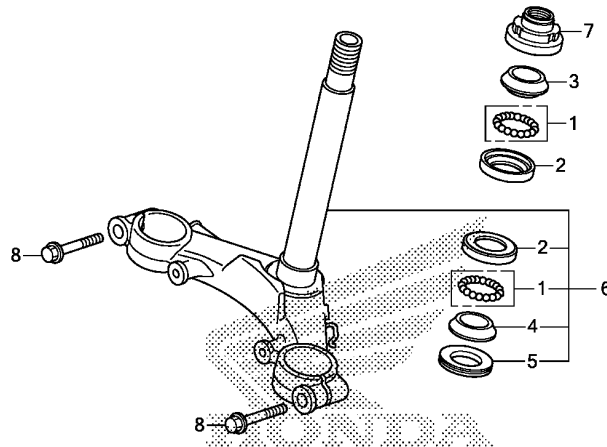
Ref. No.	L.O.N.	(Relative ref. Number) Description	F.R.T.
1	6151A1	KEY SET	1.0
2	615145	SWITCH, COMBINATION & LOCK ...	0.6
3	6151C2	BASE, CONTACT	0.6
6	810100	PIPE, STEERING HANDLE	0.5
8	510110	BRIDGE, FORK TOP	0.7

Ref. No.	Part No.	Description	Reqd. QTY		Serial No.	Parts catalogue code
			CBF125S J	K		
1	35010-K52-900	KEY SET	1	1		
2	35100-K52-901	SWITCH ASSY., COMBINATION & LOCK	1	1		
3	35101-K52-B61	BASE COMP., CONTACT	1	1		
4	35106-KVX-600	COVER, COMBINATION SWITCH ...	1	1		
5	35121-KTT-890	KEY, BLANK	(1)	(1)		
6	53100-K52-901	PIPE, STEERING HANDLE	1	1		
7	53105-KYY-900	WEIGHT, STEERING HANDLE	2	2		
8	53230-KYY-930ZB	BRIDGE, FORK TOP				
		NH1.....BLACK	1	1		
9	90104-MJ1-000	BOLT, FLANGE, 8X19	2	2		
10	90117-383-000	BOLT, FLANGE, 6X28	4	4		
11	90126-KVX-600	SCREW, STEERING HANDLE WEIGHT	2	2		
12	90304-159-000	NUT, STEERING STEM	1	1		
13	90503-011-000	WASHER, STEERING STEM	1	1		
14	91059-MZ0-760	SCREW, TAPPING, 3X16	3	3		
15	95014-21201	HOLDER A2, HANDLE PIPE UPPER	2	2		



F-9

STEERING STEM



K523F0900

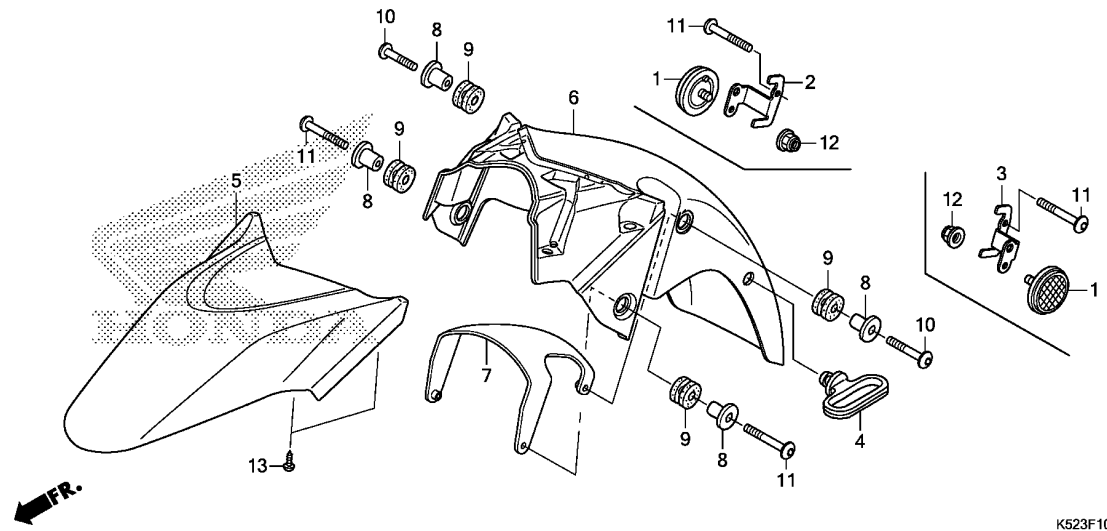
Ref. No.	L.O.N.	(Relative ref. Number) Description	F.R.T.
2		(1)	
5101A0		RACE, STEERING BALL :UPPER ...	0.9
5101A1		RACE, STEERING BALL :LOWER ...	0.9
5101C9		RACE, STEERING BALL :BOTH	0.9
3		5101A9 RACE, STEERING TOP CONE	0.6
4		(1,5)	
5101B0		RACE, STEERING BOTTOM CONE ...	1.1
6		510100 STEM OR SHAFT ASSY., STEERING	0.9
7		5101B2 THREAD, STEERING HEAD TOP	0.6

3

Ref. No.	Part No.	Description	Reqd. QTY		Serial No.	Parts catalogue code
			CBF125S J	K		
1	06530-KRF-H70	BALL ASSY., STEEL, #6X21	2	2		
2	50301-KCS-W60	RACE, STEERING BALL	2	2		
3	53211-KCS-W60	RACE, STEERING TOP CONE	1	1		
4	53212-KCS-W60	RACE, STEERING BOTTOM CONE ..	1	1		
5	53214-001-010	DUST SEAL, STEERING HEAD	1	1		
6	53219-K52-B60	STEM SUB ASSY., STEERING	1	1		
7	53220-074-000	THREAD COMP., STEERING HEAD				
		TOP	1	1		
8	95701-08035-07	BOLT, FLANGE, 8X35	2	2		

F-10

FRONT FENDER

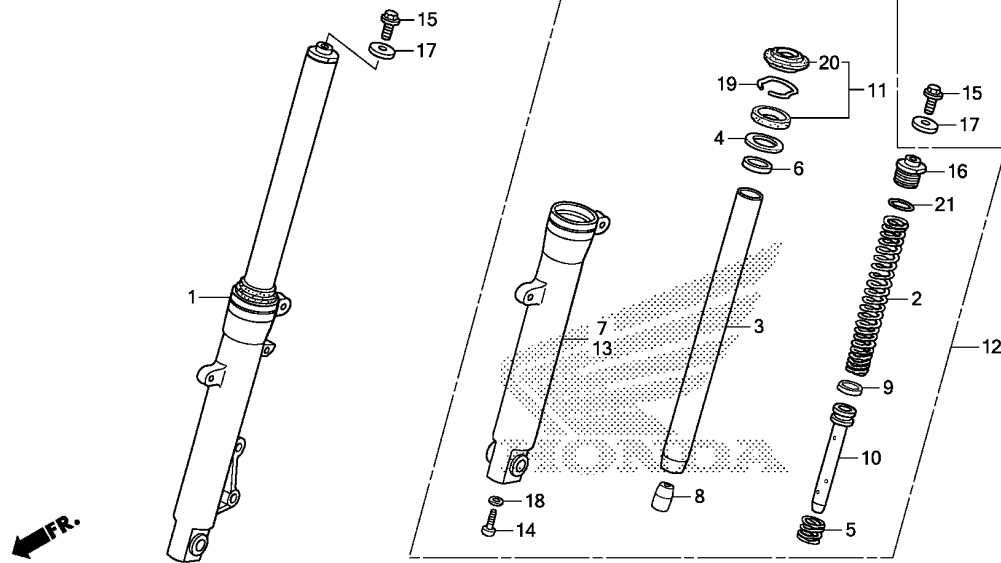


Ref. No.	L.O.N.	(Relative ref. Number) Description	F.R.T.
5	413103	FENDER A, FRONTNOTE: Same time for two units (7)	0.3
6	413104	FENDER B, FRONTNOTE: Same time for two units	0.3

Ref. No.	Part No.	Description	Reqd. QTY		Serial No.	Parts catalogue code
			CBF125S J	K		
1	33741-KYY-901	REFLECTOR, REFLEX(AMBER)	2	-	-----	CL
2	33742-K52-910	STAY, R. FR. SIDE REFLECTOR -	1	-	-----	CL
3	33743-K52-910	STAY, L. FR. SIDE REFLECTOR -	1	-	-----	CL
4	45451-K52-N70	GUIDE, FR. FENDER CABLE 1	1	1		
5	61100-K52-900ZA	FENDER A, FR.				
	61100-K52-900ZB	*R356C*.CANDY SCINTILLATE RED	1	1		
	61100-K52-900ZC	*NH495P*...PEARL CANCER WHITE	1	1		
	61100-K52-900ZD	*NHA06P*...PEARL PROCYON BLACK	1	1		
	61100-K52-900ZD	*B225M*...WATER BLUE METALLIC	1	1		
6	61102-K52-900	FENDER B, FR.	1	1		
7	61102-KYY-900	STAY, FR. FENDER	1	1		
8	61103-KEJ-660	COLLAR, FR. FENDER MOUNTING -	4	4		
9	61104-KEJ-660	RUBBER, FR. FENDER MOUNTING -	4	4		
10	90107-KYY-900	SCREW, PAN, 6X28	2	2	-----	2LA,3LA,4LA,LA,PE
11	90108-KYY-900	SCREW, PAN, 6X35	2	2	-----	2LA,3LA,4LA,LA,PE
			4	-	-----	CL
12	90301-473-003	NUT, U, 6MM(FUSE RASHI)	2	-	-----	CL
	90301-KEJ-900	NUT, SPECIAL, 6MM	2	-	-----	CL
13	93903-25280	SCREW, TAPPING, 5X12	4	4		

F-11

FRONT FORK



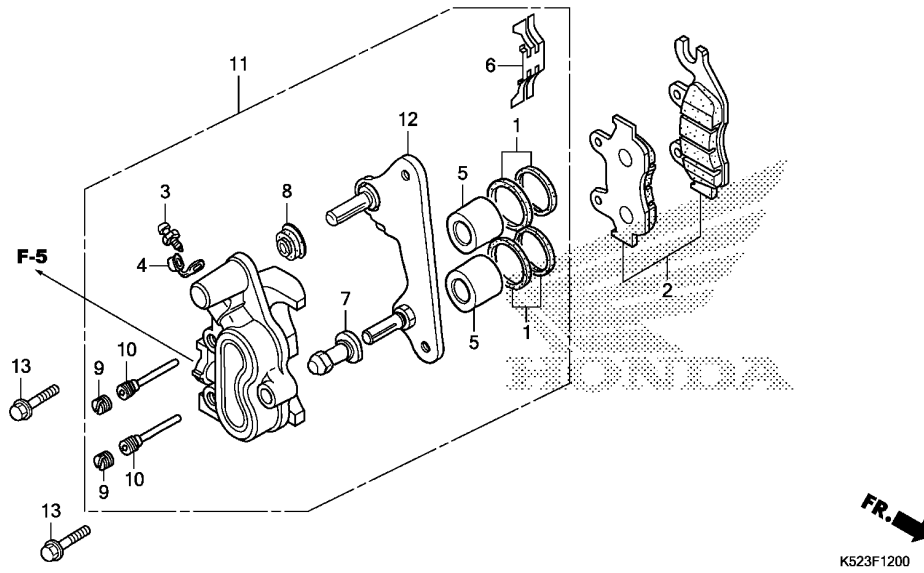
Ref. No.	L.O.N.	(Relative ref. Number) Description	F.R.T.
1	5111C3	FORK ASSY., FRONT :RIGHT	0.4
2	5111C5	SPRING, FRONT FORK :LEFT	0.6
	5111C6	SPRING, FRONT FORK :RIGHT	0.6
	5111C7	SPRING, FRONT FORK :BOTH	0.9
3		(5,8,9,10)	
	5111G2	PIPE, FRONT FORK :LEFT	0.7
	5111G3	PIPE, FRONT FORK :RIGHT	0.7
	5111G4	PIPE, FRONT FORK :BOTH	1.1
7	5111D2	CASE, BOTTOM :RIGHT	0.8
11	5111E7	SEAL SET, FRONT FORK :LEFT ...	0.8
	5111E8	SEAL SET, FRONT FORK :RIGHT ..	0.8
	5111E9	SEAL SET, FRONT FORK :BOTH ...	1.3
12	5111C2	FORK ASSY., FRONT :LEFT	0.4
	5111C4	FORK ASSY., FRONT :BOTH	0.5
13	5111D1	CASE, BOTTOM :LEFT	0.8
	5111D3	CASE, BOTTOM :BOTH	1.3

K523F1100

Ref. No.	Part No.	Description	Reqd. QTY		Serial No.	Parts catalogue code
			CBF125S J	K		
1	51400-K52-901	FORK ASSY., R. FR.	1	1		
2	51401-KYY-931	SPRING, FR. FORK(BRIGHT STAR)	2	2		
3	51410-KYY-931	PIPE COMP., FR. FORK (BRIGHT STAR)	2	2		
4	51412-KYY-931	WASHER, OIL SEAL(BRIGHT STAR)	2	2		
5	51413-KYY-931	SPRING, REBOUND(BRIGHT STAR)	2	2		
6	51414-KYY-931	GUIDE, FR. FORK(BRIGHT STAR)	2	2		
7	51420-K52-901	CASE, R. BOTTOM	1	1		
8	51432-KYY-931	PIECE, OIL LOCK(BRIGHT STAR)	2	2		
9	51437-KYY-931	RING, PISTON(BRIGHT STAR) ...	2	2		
10	51440-KYY-931	PIPE, SEAT(BRIGHT STAR)	2	2		
11	51490-KYY-931	SEAL SET, FR. FORK (BRIGHT STAR)	2	2		
12	51500-K52-901	FORK ASSY., L. FR.	1	1		
13	51520-K52-901	CASE COMP., L. BOTTOM	1	1		
14	90116-KYY-931	BOLT, SOCKET, 8X30 (BRIGHT STAR)	2	2		
15	90123-KRM-860	BOLT, FR. FORK	2	2		
16	90123-KYY-931	BOLT, FR. FORK(BRIGHT STAR) .	2	2		
17	90521-KSP-900	WASHER, 10.3MM	2	2		
18	90544-KYY-931	WASHER, SPECIAL, 8MM (BRIGHT STAR)	2	2		
19	90651-KYY-931	RING, OIL SEAL STOPPER (BRIGHT STAR)	2	2		
20	91254-KYY-931	SEAL, DUST(BRIGHT STAR)	2	2		
21	91351-KYY-931	O-RING, 22X2.8(BRIGHT STAR) .	2	2		

F-12

FRONT BRAKE CALIPER

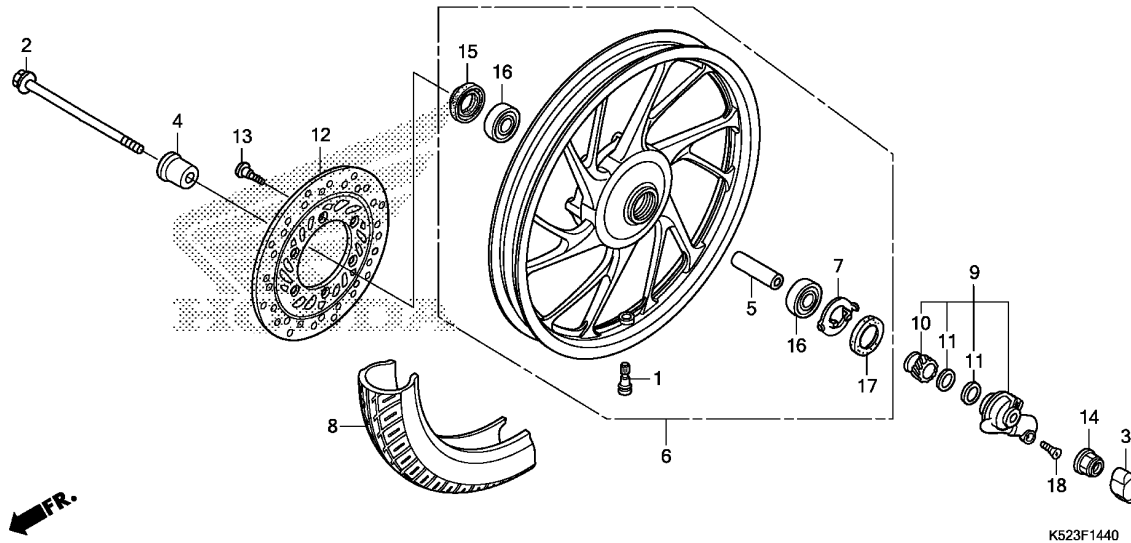


Ref. No.	L.O.N.	(Relative ref. Number) Description	F.R.T.
2	711115	SHOE(PAD) SET, BRAKE :FRONT ..	0.1
5		(1)	
	7111D1	PISTON, FRONT BRAKE CALIPER ..	0.5
		.INCLUDES: Bleed brakes	
		.NOTE: Same time for two units	
11	711130	CALIPER, FRONT BRAKE	0.4
		.INCLUDES: Bleed brakes	
12	7111G0	BRACKET, FRONT CALIPER	0.2

Ref. No.	Part No.	Description	Reqd. QTY		Serial No.	Parts catalogue code
			CBF125S J	K		
1	06451-KSY-901	SEAL SET, PISTON	2	2		
2	06455-KYA-621	PAD SET, FR.	1	1		
3	43352-KSY-901	SCREW, BLEEDER	1	1		
4	43353-KSY-901	CAP, BLEEDER	1	1		
5	45107-KSY-901	PISTON	2	2		
6	45108-KSY-901	SPRING, PAD	1	1		
7	45132-KSY-901	BUSH B	1	1		
8	45133-KSY-901	BOOT B, BUSH	1	1		
9	45203-KRF-C91	PLUG, PIN	2	2		
10	45215-KRF-C91	PIN, HANGER	2	2		
11	45250-KRF-C91	CALIPER SUB ASSY., R. FR. ...	1	1		
12	45290-KRF-C91	BRACKET SUB ASSY., R. FR. ...	1	1		
13	90155-KEH-950	BOLT, FLANGE, 8X25	2	2		
	90155-KY4-901	2	2		

F-14-40

FRONT WHEEL

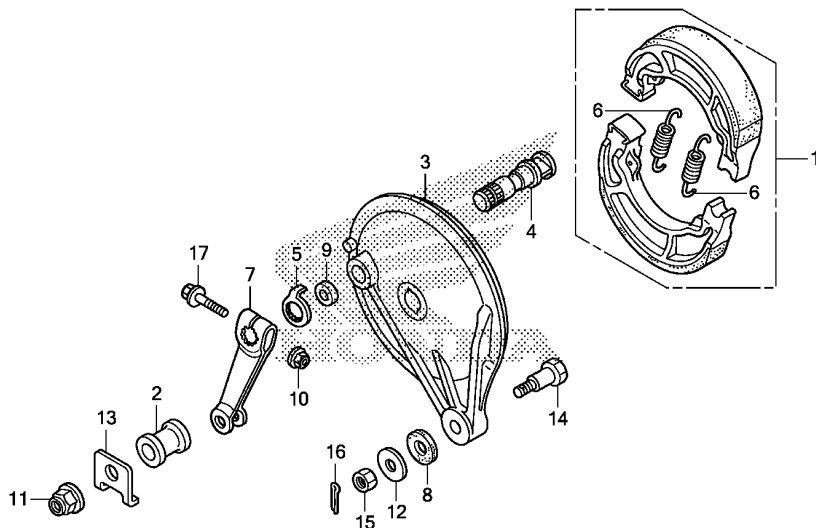


Ref. No.	L.O.N.	(Relative ref. Number) Description	F.R.T.
2		(15,17)	
710151		AXLE, FRONT WHEEL	0.2
6		FRONT WHEEL	0.6
8		FRONT TIRE(ONE)	0.5
9		GEARBOX ASSY., SPEEDOMETER ...	0.2
12		DISC, FRONT BRAKE	0.3
16		BEARING, FRONT WHEEL(ONE)	0.4
710115G		.Replac 1 bearing add	0.1

Ref. No.	Part No.	Description	Reqd. QTY		Serial No.	Parts catalogue code
			CBF125S J	K		
1	42712-GGC-601	VALVE, RIM(YUANXING)	1	1		
2	44301-KYY-900	AXLE, FR. WHEEL	1	1		
3	44302-KTT-950	CAP, AXLE NUT	1	1		
4	44311-KTJ-900	COLLAR, FR. WHEEL SIDE	1	1		
5	44620-KRF-B40	COLLAR, FR. AXLE DISTANCE ...	1	1		
6	44650-K52-900ZB	WHEEL SUB ASSY., FR. *NH303M*				
		MAT AXIS GRAY METALLIC	1	1		
7	44680-410-000	RETAINER, GEAR BOX	1	1		
8	44711-K52-901	TIRE, FR.(YUANXING) (80/100-18 M/C 47P)	1	1		
9	44800-KYA-620ZC	BOX ASSY., SPEEDOMETER GEAR *NH303M*				
		MAT AXIS GRAY METALLIC	1	1		
10	44806-KEH-930	GEAR, SPEEDOMETER	1	1		
11	44808-KEH-930	WASHER, GEAR	2	2		
12	45251-KVC-D61	DISK, FR. BRAKE	1	1		
13	90105-MBB-000	BOLT, BRAKE DISK, 8X24	6	6		
14	90306-KYA-601	NUT, FLANGE, 12MM(PT)	1	1		
15	90755-229-003	OIL SEAL, 21X37X7(ARAI)	1	1		
16	91051-KPN-A71	BEARING, RADIAL BALL, 6301UU	2	2		
	91052-K09-C01	2	2		
17	91258-KYA-600	DUST SEAL, 40X50X5	1	1		
18	93700-05016-0A	SCREW, OVAL, 5X16	1	1		

F-18

REAR BRAKE PANEL



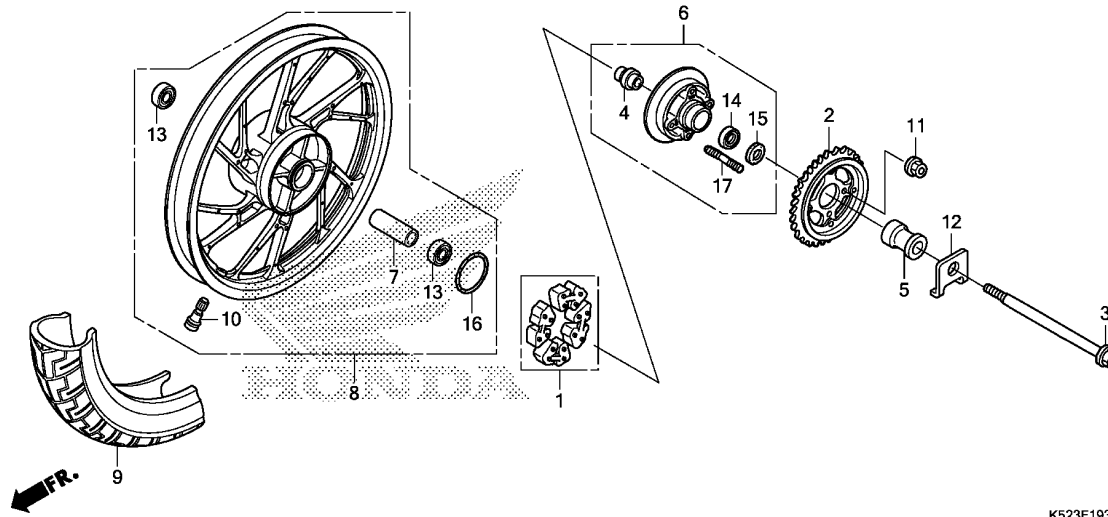
K523F1800

Ref. No.	L.O.N.	(Relative ref. Number) Description	F.R.T.
1	711140	SHOE(PAD) SET, BRAKE :REAR ...	0.4
3	7111A9	PANEL, REAR BRAKE	0.5
4	7111B4	CAM, BRAKE :REAR	0.5
7	7111C4	ARM, BRAKE :REAR	0.1

Ref. No.	Part No.	Description	Reqd. QTY		Serial No.	Parts catalogue code
			CBF125S J	K		
1	06430-KRF-B60	SHOE SET, BRAKE(ASK)	1	1		
	06430-KRF-B80	SHOE SET, BRAKE(JB)	1	1		
2	42313-KYY-900	COLLAR, RR. BRAKE PANEL SIDE	1	1		
3	43100-KYY-900ZA	PANEL COMP., RR. BRAKE *NH303M*				
		MAT AXIS GRAY METALLIC	1	1		
4	43141-KRV-900	CAM, RR. BRAKE	1	1		
5	43145-KRF-B40	INDICATOR, RR. BRAKE	1	1		
6	43151-KCW-870	SPRING, BRAKE SHOE	2	2		
7	43410-KYY-900	ARM, RR. BRAKE	1	1		
8	43434-ME1-670	RUBBER, STOPPER ARM	1	1		
9	45134-250-000	DUST SEAL, BRAKE CAM	1	1		
10	90302-KYA-601	NUT, FLANGE, 6MM(PT)	1	1		
11	90305-KYA-601	NUT, FLANGE, 14MM(PT)	1	1		
12	90505-425-000	WASHER, 8MM	1	1		
13	90559-KYY-900	WASHER, RR. AXLE	1	1		
14	92811-10000	BOLT A, BRAKE STOPPER	1	1		
15	94001-08080-0S	NUT, HEX., 8MM	1	1		
16	94201-20150	PIN, SPLIT, 2.0X15	1	1		
17	95701-06035-08	BOLT, FLANGE, 6X35	1	1		

F-19-30

REAR WHEEL



K523F1930

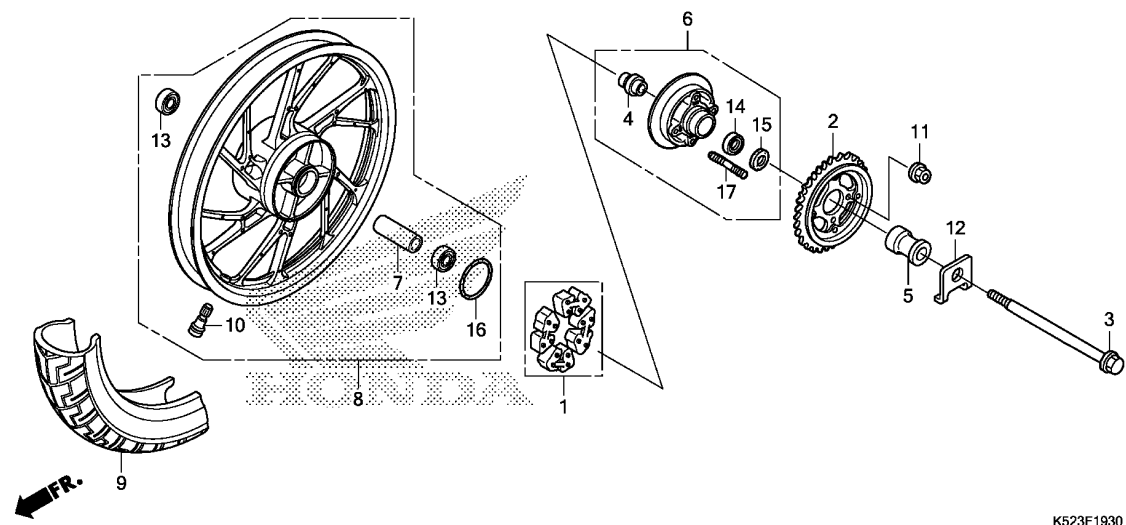
Ref. No.	L.O.N.	(Relative ref. Number) Description	F.R.T.
1		(16)	
710157		DAMPER, REAR WHEEL	0.3
2		7101A0 SPROCKET, FINAL DRIVEN	0.4
3		(15)	
710160		AXLE, REAR WHEEL	0.3
6		7101A5 FLANGE ASSY., FINAL DRIVEN ...	0.4
8		710118 REAR WHEEL	0.6
9		710142 REAR TIRE(ONE)	0.6
13		710133 BEARING, REAR WHEEL(ONE)	0.5
		710133G .Replace 1 bearing add	0.1
14		7101D1 BEARING, FINAL DRIVEN FLANGE ..	0.5

3

Ref. No.	Part No.	Description	Reqd. QTY		Serial No.	Parts catalogue code
			CBF125S J	K		
1	06410-KSP-900	DAMPER SET, WHEEL	1	1		
2	41200-KVX-600	SPROCKET COMP., FINAL DRIVEN (44T)	1	1		
3	42301-KYY-900	AXLE, RR. WHEEL	1	1		
4	42303-KYY-900	SLEEVE, RR. WHEEL	1	1		
5	42311-KYY-900	COLLAR, L. RR. WHEEL SIDE ...	1	1		
6	42615-KYY-940	FLANGE SUB ASSY., RR. DRIVEN	1	1		
7	42620-KYY-900	COLLAR, RR. AXLE DISTANCE ...	1	1		
8	42650-K52-900ZB	WHEEL SUB ASSY., RR. *NH303M*	1	1		
9	42711-K52-901	TIRE, RR.(YUANXING) (90/90-18 M/C 51P)	1	1		
10	42712-GGC-601	VALVE, RIM(YUANXING)	1	1		
11	90304-KYA-601	NUT, FLANGE, 10MM(PT)	4	4		
12	90559-KYY-900	WASHER, RR. AXLE	1	1		
13	91052-KPN-A71	BEARING, RADIAL BALL, 6302UU (YF)	2	2		
	91052-KYY-901	BEARING, RADIAL BALL, 6302UU (NAILI)	2	2		
	91052-KYY-902	BEARING, RADIAL BALL, 6302UU (HH)	2	2		
	91052-KYY-903	BEARING, RADIAL BALL, 6302UU (CXCL)	2	2		
	91052-KYY-904	BEARING, RADIAL BALL, 6302UU (JMCC)	2	2		

F-19-30

REAR WHEEL

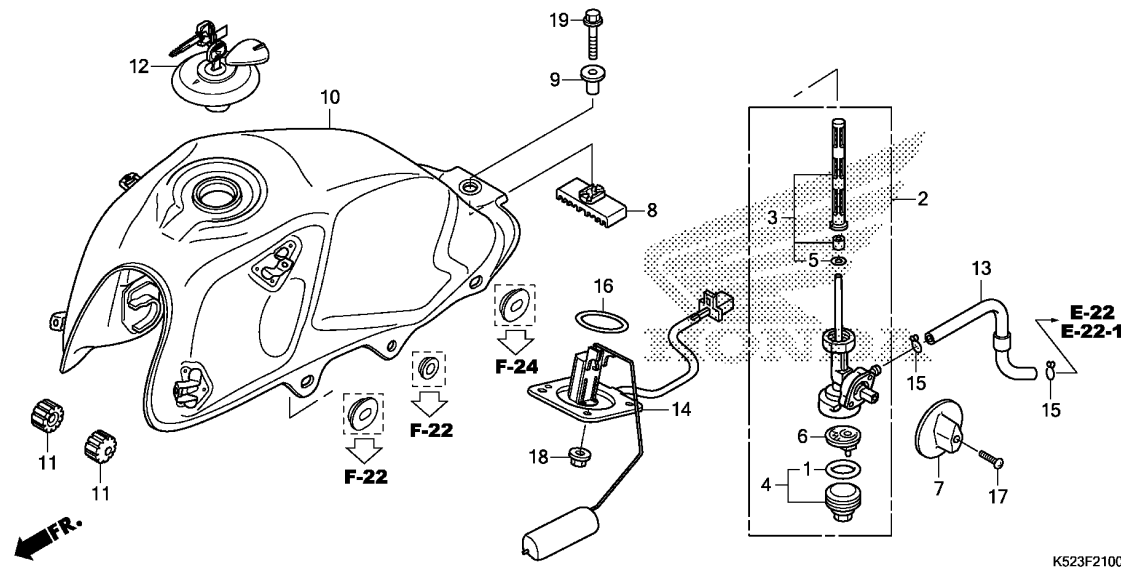


K523F1930

Ref. No.	Part No.	Description	Reqd. QTY		Serial No.	Parts catalogue code
			CBF125S J	K		
14	91053-KYY-902	BEARING, RADIAL BALL, 6004UU (HH)	1	1		
	91053-KYY-903	BEARING, RADIAL BALL, 6004UU (CXCL)	1	1		
	91053-KYY-904	BEARING, RADIAL BALL, 6004UU (JMEC)	1	1		
	91053-KYY-905	BEARING, RADIAL BALL, 6004UU (CAI)	1	1		
15	91257-KYY-930	OIL SEAL, 28X42X7	1	1		
16	91352-KSP-900	O-RING, 51X2	1	1		
17	92915-10025-0E	BOLT, STUD, 10X25	4	4		

F-21

FUEL TANK



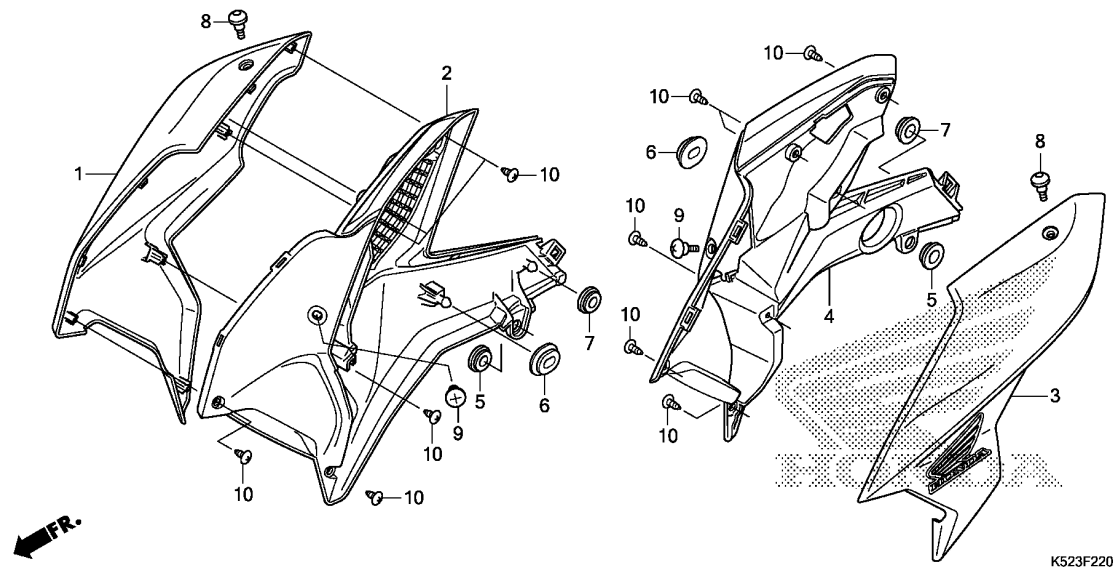
Ref. No.	L.O.N.	(Relative ref. Number) Description	F.R.T.
2	310110	COCK ASSY., FUEL	0.2
3		(5)	
4	310115	SCREEN, FUEL STRAINER	0.2
		(1,6)	
10	3101A6	CUP, FUEL STRAINER	0.1
14	310100	TANK, FUEL	0.4
		(16)	
	617105	FUEL TANK SENDING UNIT	0.3

K523F2100

Ref. No.	Part No.	Description	Reqd. QTY		Serial No.	Parts catalogue code
			CBF125S J	K		
1	16173-KTT-900	O-RING	1	1		
2	16950-KTT-900	COCK ASSY., FUEL	1	1		
3	16952-KTT-900	SCREEN SET, FUEL STRAINER ...	1	1		
4	16953-KTT-900	CUP SET, FUEL STRAINER	1	1		
5	16958-KTT-900	O-RING	1	1		
6	16959-KTT-900	FILTER, CUP	1	1		
7	16963-K52-B40	LEVER, FUEL COCK	1	1		
8	17508-KYY-900	RUBBER, RR. FUEL TANK MOUNTING	1	1		
9	17509-KVX-600	COLLAR, FUEL TANK MOUNT	1	1		
10	17510-K52-900ZA	TANK COMP., FUEL				
	R356C	CANDY SCINTILLATE RED	1	1		
	17510-K52-900ZB	*NH495P*...PEARL CANCER WHITE	1	1		
	17510-K52-900ZC	*NHA06P*...PEARL PROCYON BLACK	1	1		
	17510-K52-900ZD	*B225M*...WATER BLUE METALLIC	1	1		
11	17611-KYY-B00	CUSHION, FR. FUEL TANK	2	2		
12	17620-KYA-841	CAP COMP., FUEL FILLER	1	1		
13	17681-K52-B40	TUBE, FUEL	1	1		
14	37800-K52-B41	FUEL UNIT	1	1		
15	90652-KRF-S00	CLIP, TUBE(B8)	2	2		
16	91305-443-740	O-RING, 39.5X5	1	1		
17	93500-04016-0G	SCREW, PAN, 4X16	1	1		
18	94050-06080	NUT, FLANGE, 6MM	4	4		
19	95701-08035-08	BOLT, FLANGE, 8X35	1	1		

F-22

SHROUD



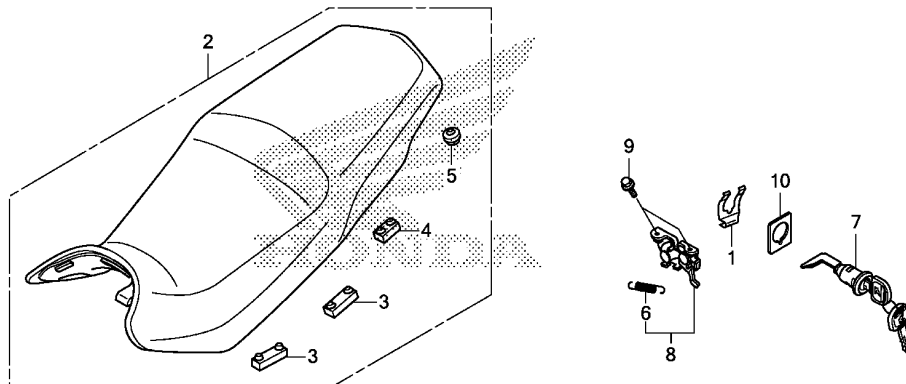
Ref. No.	L.O.N.	(Relative ref. Number) Description	F.R.T.
1	4111BX	SHROUD :RIGHT	0.2
2	4111CE	SHROUD :RIGHT INNER	0.2
3	4111BW	SHROUD :LEFT	0.2
	4111BY	SHROUD :BOTH	0.3
4	4111CD	SHROUD :LEFT INNER	0.2
	4110CF	SHROUD :BOTH INNER	0.3

Ref. No.	Part No.	Description	Reqd. QTY		Serial No.	Parts catalogue code
			CBF125S J	K		
1	64220-K52-900ZA	SHROUD SET, R. OUTER(WL)				
		TYPE4	1	1		
	64220-K52-900ZB	*TYPE3*	1	1		
	64220-K52-900ZC	*TYPE2*	1	1		
	64220-K52-900ZD	*TYPE1*	1	1		
2	64225-K52-900	SHROUD, R. INNER	1	1		
3	64320-K52-900ZA	SHROUD SET, L. OUTER(WL)				
		TYPE4	1	1		
	64320-K52-900ZB	*TYPE3*	1	1		
	64320-K52-900ZC	*TYPE2*	1	1		
	64320-K52-900ZD	*TYPE1*	1	1		
4	64325-K52-900	SHROUD, L. INNER	1	1		
5	83504-GE0-000	GROMMET, RR. COVER	2	2		
6	83542-KPN-900	GROMMET, SIDE COVER	2	2		
7	83551-376-000	GROMMET, SIDE COVER	2	2		
8	90106-KY2-701	SCREW, PAN, 6X11	2	2		
9	90164-KPN-A00	SCREW, SPECIAL, 6MM	2	2		
10	93903-24280	SCREW, TAPPING, 4X10	12	12		



F-23

SEAT



K523F2300

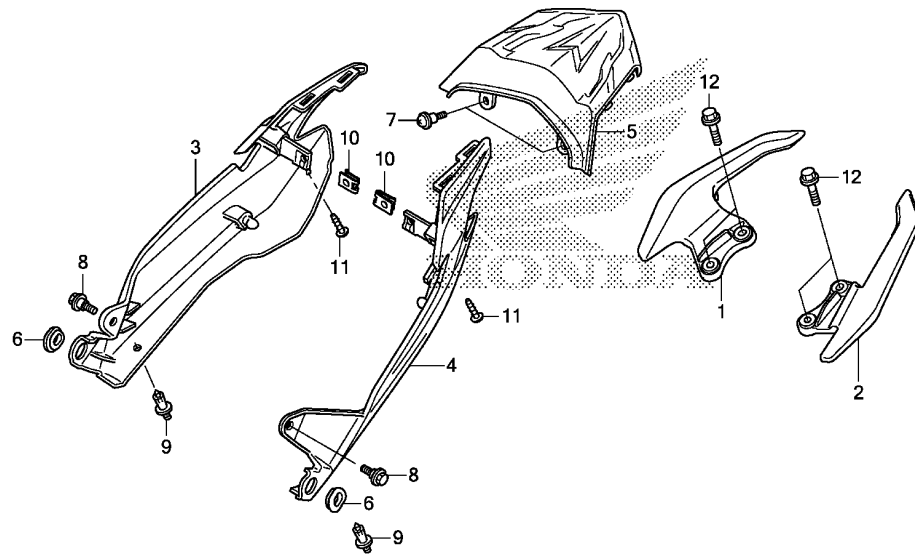
Ref. No.	L.O.N.	(Relative ref. Number) Description	F.R.T.
7	4131F2	KEY, SEAT LOCK	0.4
8	4131E8	CATCH, SEAT :REAR SIDE	0.4

3

Ref. No.	Part No.	Description	Reqd. QTY		Serial No.	Parts catalogue code
			CBF125S J	K		
1	75581-GN8-920	SPRING, LOCK KEY SETTING	1	1		
2	77200-K52-900	SEAT COMP., DOUBLE	1	1		
3	77205-286-000	RUBBER B, SEAT SETTING	4	4		
4	77205-KPP-T00	RUBBER, SEAT SETTING	2	2		
5	77206-KWS-900	RUBBER, SEAT SETTING	2	2		
6	77234-GN2-000	SPRING, SEAT LOCK	1	1		
7	77245-K52-901	LOCK ASSY., SEAT	1	1		
8	77250-KPN-A70	LOCK COMP., SEAT	1	1		
9	95701-06012-00	BOLT, FLANGE, 6X12	2	2		
10	77236-GW0-000	WASHER, SEAT LOCK	1	1		

F-23-10

REAR COWL

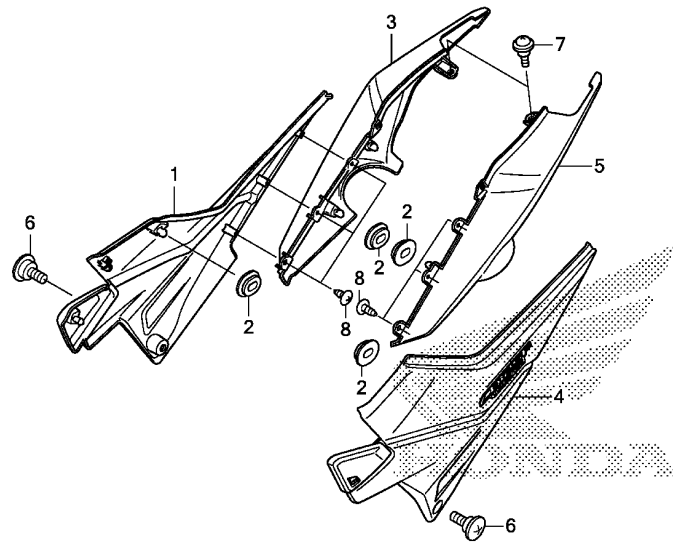


Ref. No.	L.O.N.	(Relative ref. Number) Description	F.R.T.
1	4131F4	RAIL, GRAB :RIGHT	0.1
2	4131F3	RAIL, GRAB :LEFT	0.1
	4131F5	RAIL, GRAB :BOTH	0.1
3	4111D1	COWL, SIDE :RIGHT	0.2
4	4111D0	COWL, SIDE :LEFT	0.2
	4111D2	COWL, SIDE :BOTH	0.2
5	4111K7	COWL, REAR CENTER	0.1

Ref. No.	Part No.	Description	Reqd. QTY	Serial No.	Parts catalogue code
			CBF125S J K		
1	50315-KVC-D50ZA	GRIP, R. RR. *NHA19M* COSMIC SILVER METALLIC	1 1		
2	50325-KVC-D50ZA	GRIP, L. RR. *NHA19M* COSMIC SILVER METALLIC	1 1		
3	77215-K52-900	COWL, R. SIDE	1 1		
4	77225-K52-900	COWL, L. SIDE	1 1		
5	77235-K52-900	COWL, RR. CENTER	1 1		
6	83551-GE2-000	GROMMET, AIR CLEANER CASE ...	2 2		
7	90102-KZG-900	SCREW, PAN, 5X16	2 2		
8	90111-162-000	BOLT, FLANGE, 6MM	2 2		
9	90116-SPO-003	CLIP, BUMPER SEAL	2 2		
10	90677-KPN-A00	NUT, CLIP, 5MM	2 2		
11	93903-24380	SCREW, TAPPING, 4X12	2 2		
12	95701-08025-00	BOLT, FLANGE, 8X25	4 4		

F-24

SIDE COVER



K523F2400

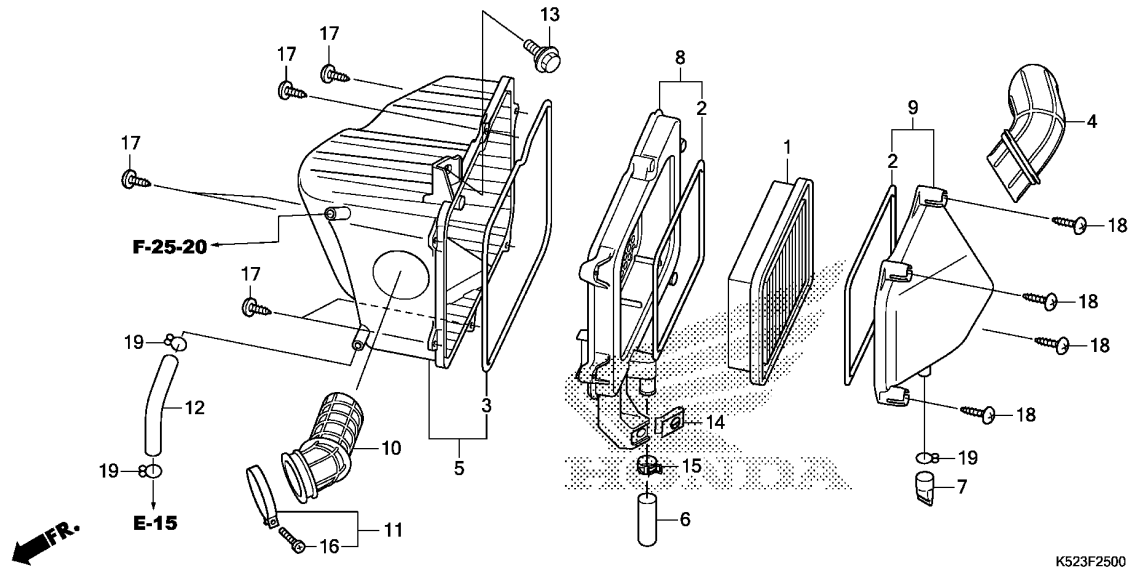
Ref. No.	L.O.N.	(Relative ref. Number) Description	F.R.T.
1	4131HK	COVER, SIDE :RIGHT FRONT	0.1
3	4131LM	COVER, SIDE :RIGHT REAR	0.1
4	4131HJ	COVER, SIDE :LEFT FRONT	0.1
	4131LS	COVER, SIDE :BOTH FRONT	0.2
5	4131HL	COVER, SIDE :LEFT REAR	0.1
	4131NP	COVER, SIDE :BOTH REAR	0.2

3

Ref. No.	Part No.	Description	Reqd. QTY		Serial No.	Parts catalogue code
			CBF125S J	K		
1	83520-K52-900ZA	COVER SET, R. SIDE(WL) *TYPE1*.....	1	1		
2	83542-KPN-900	GROMMET, SIDE COVER	4	4		
3	83545-K52-900ZA	COVER B, R. SIDE *R356C*.CANDY SCINTILLATE RED	1	1		
	83545-K52-900ZB	*NH495P*...PEARL CANCER WHITE	1	1		
	83545-K52-900ZC	*NHA06P*...PEARL PROCYON BLACK	1	1		
	83545-K52-900ZD	*B225M*...WATER BLUE METALLIC	1	1		
4	83620-K52-900ZA	COVER SET, L. SIDE(WL) *TYPE1*.....	1	1		
5	83645-K52-900ZA	COVER B, L. SIDE *R356C*.CANDY SCINTILLATE RED	1	1		
	83645-K52-900ZB	*NH495P*...PEARL CANCER WHITE	1	1		
	83645-K52-900ZC	*NHA06P*...PEARL PROCYON BLACK	1	1		
	83645-K52-900ZD	*B225M*...WATER BLUE METALLIC	1	1		
6	90104-KPN-A70	SCREW, SPECIAL, 6X17	2	2		
7	91509-K52-900	SCREW, PAN, 6X11.5	2	2		
8	93903-24320	SCREW, TAPPING, 4X12	6	6		

F-25

AIR CLEANER



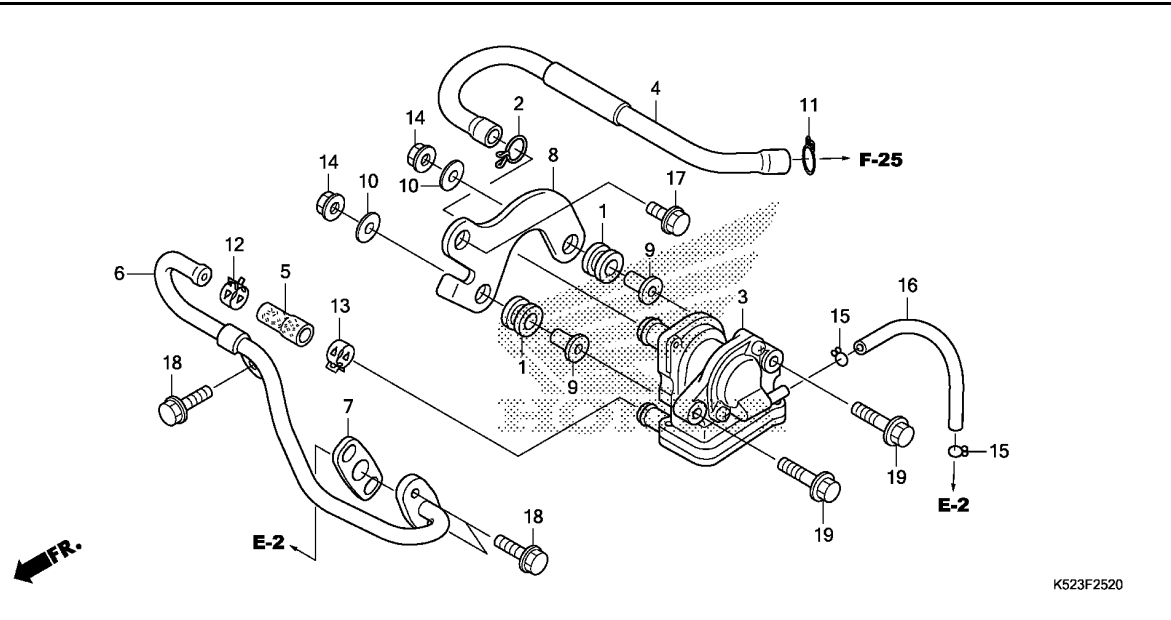
Ref. No.	L.O.N.	(Relative ref. Number) Description	F.R.T.
1		(2)	
	312105	ELEMENT, AIR CLEANER	0.1
5	3121A5	CASE, AIR CLEANER	0.5
8	3121E8	CASE, SUB AIR CLEANER	0.4
9		(4)	
	312102	COVER, AIR CLEANER CASE	0.2
10	3121B6	TUBE, AIR CLEANER CONNECTING ..	0.5

Ref. No.	Part No.	Description	Reqd. QTY	Serial No.	Parts catalogue code
			CBF125S J K		
1	17211-KVC-680	ELEMENT COMP., AIR CLEANER ..	1 1		
2	17214-KVX-600	SEAL, AIR CLEANER	2 2		
3	17215-KYY-900	SEAL, AIR CLEANER CASE	1 1		
4	17219-KYY-900	DUCT, AIR CLEANER	1 1		
5	17225-KYY-900	CASE SUB ASSY., AIR CLEANER ..	1 1		
6	17227-KYY-900	TUBE, VINYL, 11X15X40	1 1		
7	17234-KCC-941	TUBE, AIR CLEANER DRAIN	1 1		
8	17235-KYY-900	HOLDER SUB ASSY., AIR CLEANER	1 1		
9	17245-KYY-900	COVER SUB ASSY., AIR CLEANER	1 1		
10	17253-K52-B40	TUBE, AIR CLEANER CONNECTING	1 1		
11	17255-329-000	BAND A, AIR CLEANER CONNECTING TUBE	1 1		
12	17368-KYY-900	TUBE, BREATHER	1 1		
13	90111-162-000	BOLT, FLANGE, 6MM	1 1		
14	90311-KSH-900	NUT, CLIP, 6MM	1 1		
15	91406-KVX-600	CLAMP, TUBE(D14.5)	1 1		
16	93500-05025-0G	SCREW, PAN, 5X25	1 1		
17	93903-25380	SCREW, TAPPING, 5X16	6 6		
18	93903-25580	SCREW, TAPPING, 5X25	4 4		
19	95002-02130	CLIP, TUBE(B12.5)	3 3		



F-25-20

AIR SUCTION VALVE



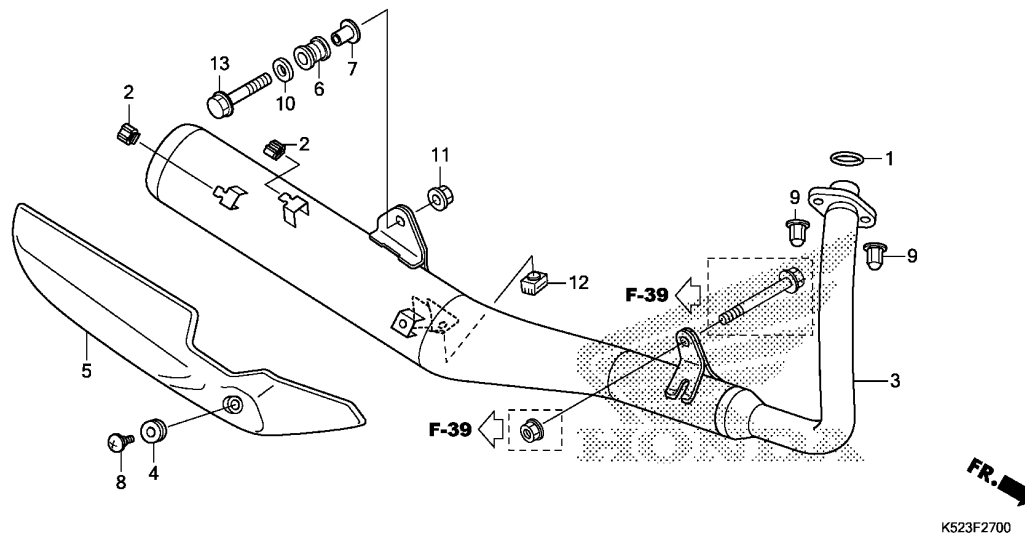
Ref. No.	L.O.N.	(Relative ref. Number) Description	F.R.T.
3	314130	VALVE, SECONDARY AIR CONTROL (7)	0.2
6	3111D1	PIPE, SECONDARY AIR	0.1

3

Ref. No.	Part No.	Description	Reqd. QTY		Serial No.	Parts catalogue code
			CBF125S J	K		
1	11344-MB0-000	GROMMET A, RR. COVER(8X16X6.6)	2	2		
2	15771-KV6-000	CLIP, OIL DRAIN TUBE	1	1		
3	18600-KYY-B61 18600-KYY-B31	VALVE ASSY., AIR SUCTION	1	1	----- 3LA,4LA,CL,PE ----- 2LA,LA	
4	18601-KYY-900	TUBE, SUCTION	1	1		
5	18602-KYY-900	HOSE, REED VALVE	1	1		
6	18640-KYY-900	PIPE COMP., AIR FEED	1	1		
7	18645-KPH-C00	GASKET, AIR FEED PIPE	1	1		
8	50535-KYY-900	BRACKET, AIR SUCTION VALVE	1	1		
9	83119-GT4-000	COLLAR, METER	2	2		
10	90450-ZA0-000	WASHER, PLAIN, 6X16	2	2		
11	90602-KJ9-670	CLIP, TUBE	1	1		
12	90678-KRF-B40	CLIP, FUEL HOSE	1	1		
13	91405-MF5-860	CLAMP, TUBE(D17)	1	1		
14	94050-06000	NUT, FLANGE, 6MM	2	2		
15	95002-02070	CLIP, TUBE(B7)	2	2		
16	95005-35195-20	TUBE, 3.5X195(95005-35001-20M)	1	1		
17	95701-06012-08	BOLT, FLANGE, 6X12	1	1		
18	95701-06020-00	BOLT, FLANGE, 6X20	3	3		
19	96001-06028-00	BOLT, FLANGE, 6X28	2	2		

F-27

EXHAUST MUFFLER



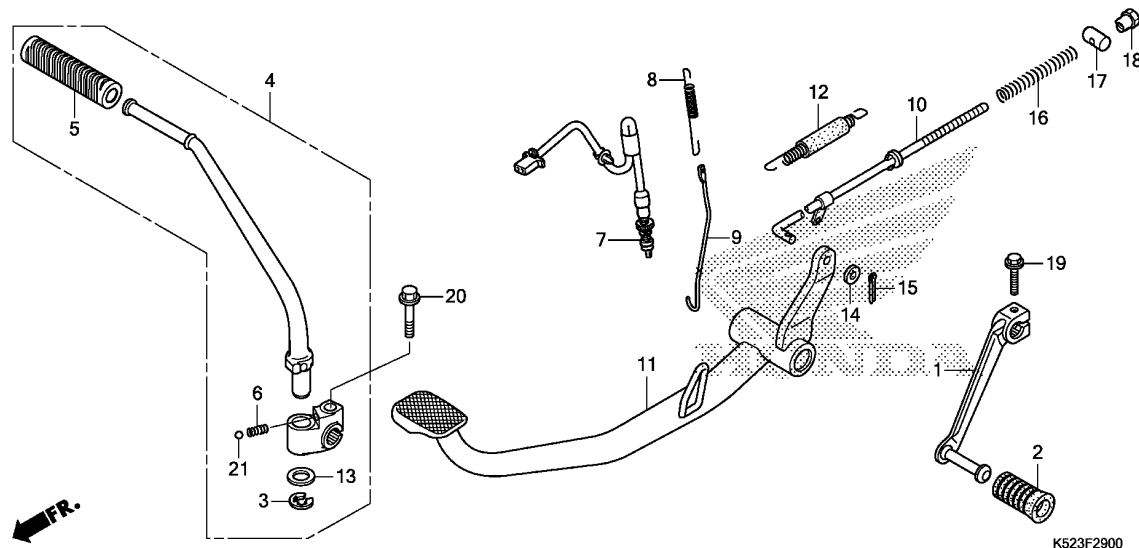
Ref. No.	L.O.N.	(Relative ref. Number) Description	F.R.T.
1	3131B4	GASKET, EXHAUST PIPE	0.2
3	313120	MUFFLER	0.2
5	313121	PROTECTOR, MUFFLER	0.1

Ref. No.	Part No.	Description	Reqd. QTY		Serial No.	Parts catalogue code
			CBF125S J	K		
1	18291-GE2-920	GASKET, EX. PIPE	1	1		
2	18293-MCA-A20	RUBBER, PROTECTOR PACKING ...	2	2		
3	18300-K52-900	MUFFLER COMP., EX.	1	1	----- 3LA,4LA,CL,PE	
	18300-K52-920	1	-	----- 2LA,LA	
4	18345-MBT-610	RUBBER, PROTECTOR MOUNTING ..	1	1		
5	18355-K52-900	COVER, MUFFLER	1	1		
6	18421-KVX-600	RUBBER, MUFFLER MOUNTING	1	1		
7	18442-KRC-900	COLLAR, MUFFLER MOUNTING	1	1		
8	90113-KVR-C00	SCREW, PAN, 6X12	1	1		
9	90305-KSP-900	NUT, EXHAUST PIPE, 8MM	2	2		
10	90501-K52-900	WASHER, PLAIN, 10MM	1	1		
11	94050-10000	NUT, FLANGE, 10MM	1	1		
12	95011-61000	RUBBER A, STAND STOPPER	1	1		
13	95801-10055-08	BOLT, FLANGE, 10X55	1	1		



F-29

PEDAL/KICK STARTER



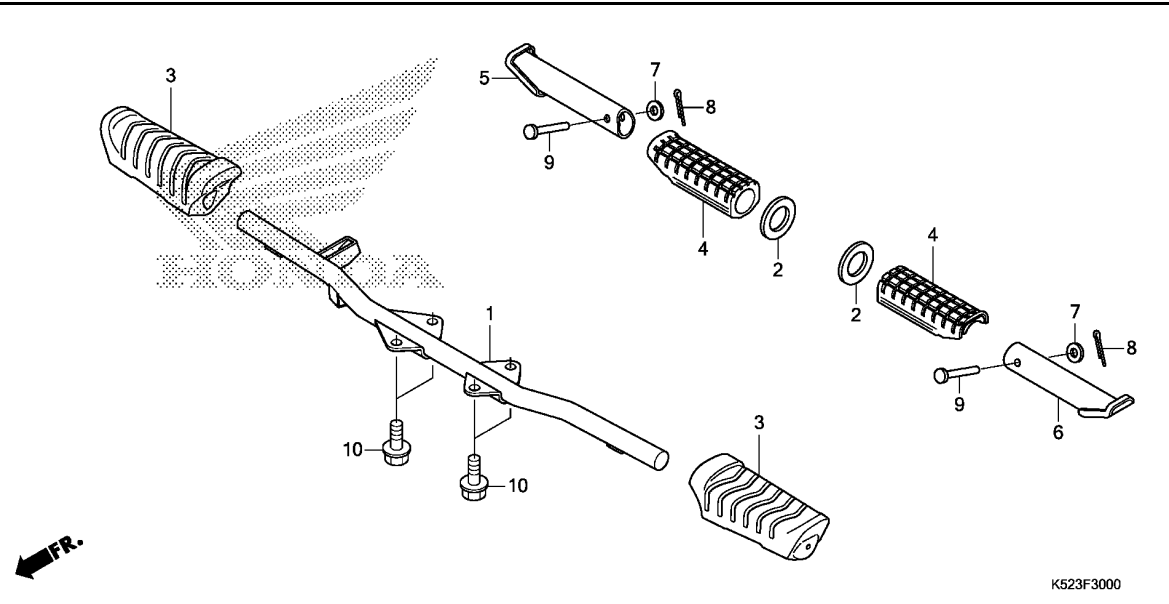
Ref. No.	L.O.N.	(Relative ref. Number) Description	F.R.T.
1	4101A1	PEDAL, GEAR CHANGE	0.1
4	112107	ARM, KICK STARTER	0.1
7	6151B5	SWITCH, REAR STOP :PEDAL SIDE	0.4
10	811135	ROD, REAR BRAKE	0.4
11	810160	PEDAL, REAR BRAKE	0.4
12	8101A8	SPRING, BRAKE PEDAL	0.2

3

Ref. No.	Part No.	Description	Reqd. QTY		Serial No.	Parts catalogue code
			CBF125S J	K		
1	24701-KYY-900	PEDAL, GEAR CHANGE	1	1		
2	24781-KR3-770	RUBBER, GEAR CHANGE PEDAL ...	1	1		
3	28293-333-000	CLIP, KICK STARTER ARM	1	1		
4	28300-K52-900	ARM ASSY., KICK STARTER	1	1		
5	28311-KWS-900	RUBBER, KICK STARTER	1	1		
6	28333-KK0-000	SPRING, KICK STARTER	1	1		
7	35350-KYY-901	SWITCH ASSY., RR. STOP	1	1		
8	35357-KYY-900	SPRING, STOP SWITCH	1	1		
9	35358-KYY-900	ROD, STOP SWITCH	1	1		
10	43451-KYY-900	ROD COMP., RR. BRAKE	1	1		
11	46500-KYY-900	PEDAL COMP., BRAKE	1	1		
12	46510-KSP-900	SPRING SET, BRAKE PEDAL	1	1		
13	90505-KRM-860	WASHER, 15.5X22	1	1		
14	94101-05800	WASHER, PLAIN, 5MM	1	1		
15	94201-20150	PIN, SPLIT, 2.0X15	1	1		
16	95014-73100	SPRING A, BRAKE ROD	1	1		
17	95015-32001	JOINT B, BRAKE ARM	1	1		
18	95015-42000	NUT B, BRAKE ROD ADJUSTING ..	1	1		
19	95701-06020-08	BOLT, FLANGE, 6X20	1	1		
20	95701-08035-08	BOLT, FLANGE, 8X35	1	1		
21	96211-08000	BALL, STEEL, #8(1/4)	1	1		

F-30

STEP

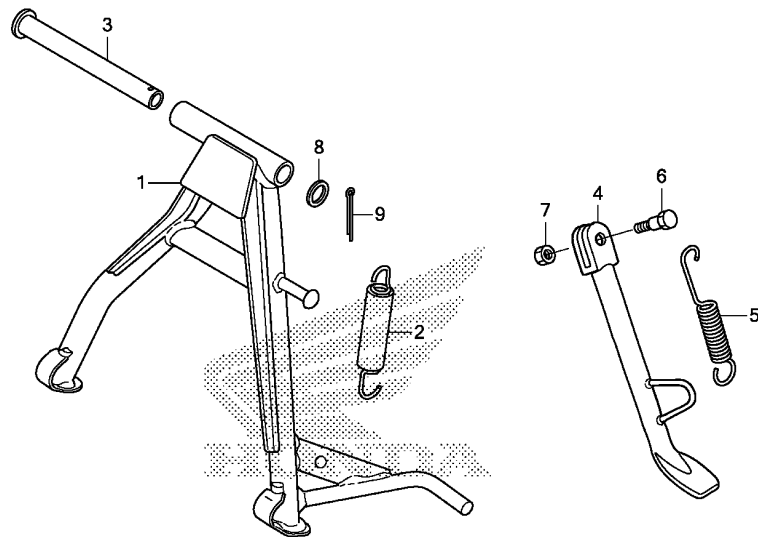


Ref. No.	L.O.N.	(Relative ref. Number) Description	F.R.T.
1	410145	BAR, STEP	0.3
3	4101D3	RUBBER, STEP :LEFT	0.1
	4101D4	RUBBER, STEP :RIGHT	0.1
	4101L8	RUBBER, STEP :BOTH	0.2
4	4101DX	RUBBER, PILLION STEP :LEFT ...	0.1
	4101DY	RUBBER, PILLION STEP :RIGHT ..	0.1
	4101DZ	RUBBER, PILLION STEP :BOTH ...	0.2
5	4101C7	BAR, PILLION STEP :LEFT	0.1
6	4101C8	BAR, PILLION STEP :RIGHT	0.1
	4101P4	BAR, PILLION STEP :BOTH	0.2

Ref. No.	Part No.	Description	Reqd. QTY		Serial No.	Parts catalogue code
			CBF125S J	K		
1	50610-K52-N70	BAR COMP., STEP	1	1		
2	50616-KYA-700	PLATE, MAIN STEP SIDE	2	2		
3	50661-K14-960	RUBBER, MAIN STEP	2	2		
4	50710-KE8-000	RUBBER, PILLION STEP	2	2		
5	50711-KYA-700	BAR, R. PILLION STEP	1	1		
6	50712-KYY-930	BAR, L. PILLION STEP	1	1		
7	94101-06000	WASHER, PLAIN, 6MM	2	2		
8	94201-16150	PIN, SPLIT, 1.6X15	2	2		
9	95015-81000	PIN A, PILLION STEP	2	2		
10	95701-08018-08	BOLT, FLANGE, 8X18	4	4		

F-31

STAND



Ref. No.	L.O.N.	(Relative ref. Number) Description	F.R.T.
1		(3)	
410175		STAND, MAIN	0.4
410176		SPRING, MAIN STAND	0.2
410180		BAR, SIDE STAND	0.2
410182		SPRING, SIDE STAND	0.1

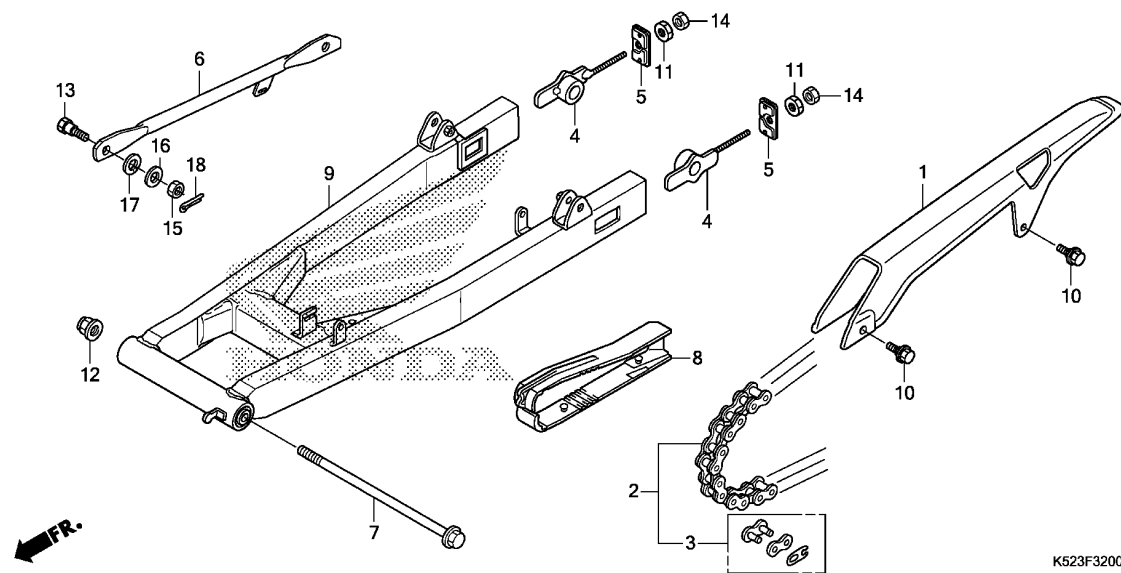
K523F3100

Ref. No.	Part No.	Description	Reqd. QTY		Serial No.	Parts catalogue code
			CBF125S J	K		
1	50500-KYY-971	STAND COMP., MAIN	1	1		
2	50505-KPN-A00	SPRING ASSY., MAIN STAND	1	1		
3	50526-KYY-900	SHAFT, MAIN STAND PIVOT	1	1		
4	50530-KYY-900	BAR COMP., SIDE STAND	1	1		
5	50531-KVX-600	SPRING, SIDE STAND	1	1		
6	90109-KCW-870	SCREW, SIDE STAND PIVOT	1	1		
7	90304-VMO-770	NUT, U, 10MM	1	1		
8	90521-028-000	WASHER, 17X22	1	1		
9	94201-30250	PIN, SPLIT, 3.0X25	1	1		

3

F-32

SWINGARM



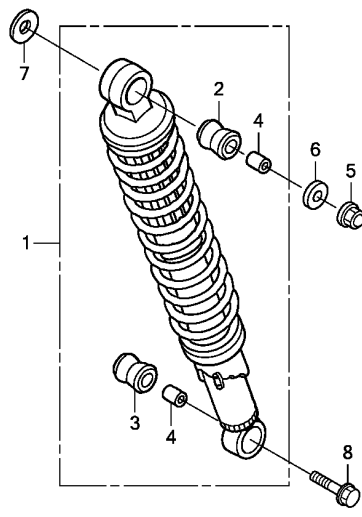
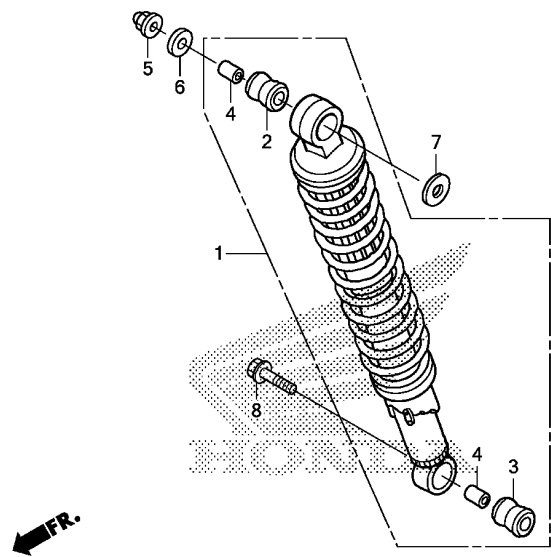
Ref. No.	L.O.N.	(Relative ref. Number) Description	F.R.T.
1	410195	CASE, DRIVE CHAIN	0.1
2	213165	CHAIN, DRIVE	0.2
6	7111H2	ARM, REAR BRAKE STOPPER	0.2
8	4101E5	SLIDER, CHAIN	0.2
9	5121B0	SWINGARM ASSEMBLY	0.8

Ref. No.	Part No.	Description	Reqd. QTY		Serial No.	Parts catalogue code
			CBF125S J	K		
1	40510-KYY-900	CASE, DRIVE CHAIN	1	1		
2	40530-KYY-901	CHAIN, DRIVE(KMC428DF-122L) .	1	1		
3	40531-KYY-901	JOINT, DRIVE CHAIN(KMC)	1	1		
4	40543-KYY-901	ADJUSTER COMP., CHAIN	2	2		
5	40546-KYY-900	CAP, SWINGARM END	2	2		
6	43431-KYY-900	ARM COMP., RR. BRAKE STOPPER	1	1		
7	52101-KYY-900	BOLT, SWINGARM PIVOT	1	1		
8	52170-KYY-900	SLIDER, CHAIN	1	1		
9	52200-KYY-902	SWINGARM SUB ASSY., RR.	1	1		
10	90119-KTT-900	BOLT, FLANGE, 6MM	2	2		
11	90302-KRS-830	NUT, SPECIAL, 6MM	2	2		
12	90306-KYA-601	NUT, FLANGE, 12MM(PT)	1	1		
13	92812-10000	BOLT A, STOPPER ARM	1	1		
14	94001-06000-0S	NUT, HEX., 6MM	2	2		
15	94001-08080-0S	NUT, HEX., 8MM	1	1		
16	94101-08800	WASHER, PLAIN, 8MM	1	1		
17	94111-10800	WASHER, SPRING, 10MM	1	1		
18	94201-20150	PIN, SPLIT, 2.0X15	1	1		



F-33

REAR CUSHION



K523F3300

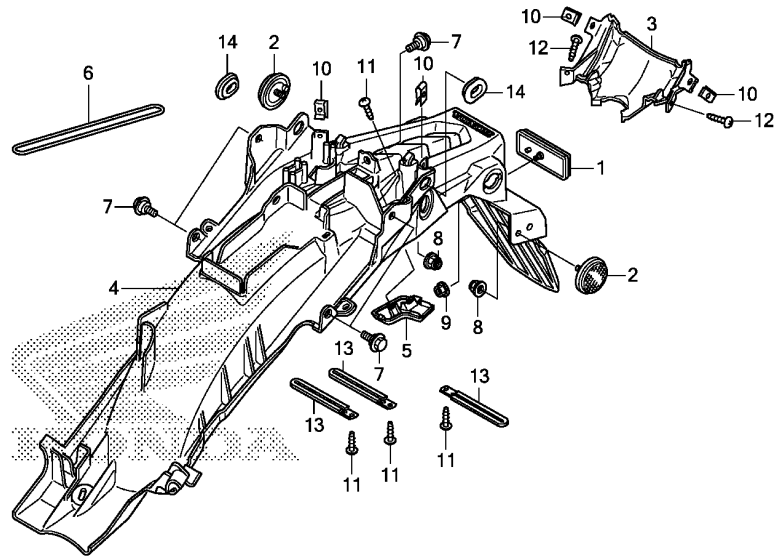
Ref. No.	L.O.N.	(Relative ref. Number) Description	F.R.T.
1	5121B6	CUSHION ASSY., REAR :LEFT	0.1
	5121B7	CUSHION ASSY., REAR :RIGHT	0.1
	5121B8	CUSHION ASSY., REAR :BOTH	0.2

3

Ref. No.	Part No.	Description	Reqd. QTY		Serial No.	Parts catalogue code
			CBF125S J	K		
1	52400-KYY-951	CUSHION ASSY., RR. (BRIGHT STAR)	2	2		
2	52485-KYY-930	BUSH, RUBBER UPPER (BRIGHT STAR)	2	2		
3	52486-KYY-930	BUSH, RUBBER UNDER (BRIGHT STAR)	2	2		
4	52487-KYY-930	COLLAR, RUBBER BUSH UPPER (BRIGHT STAR)	4	4		
5	90301-KVX-600	NUT, FLANGE CAP, 10MM	2	2		
6	90502-KVX-600	WASHER, PLAIN, 10MM	2	2		
7	94102-12000	WASHER, PLAIN, 12MM	2	2		
8	95801-10035-08	BOLT, FLANGE, 10X35	2	2		

F-34

REAR FENDER



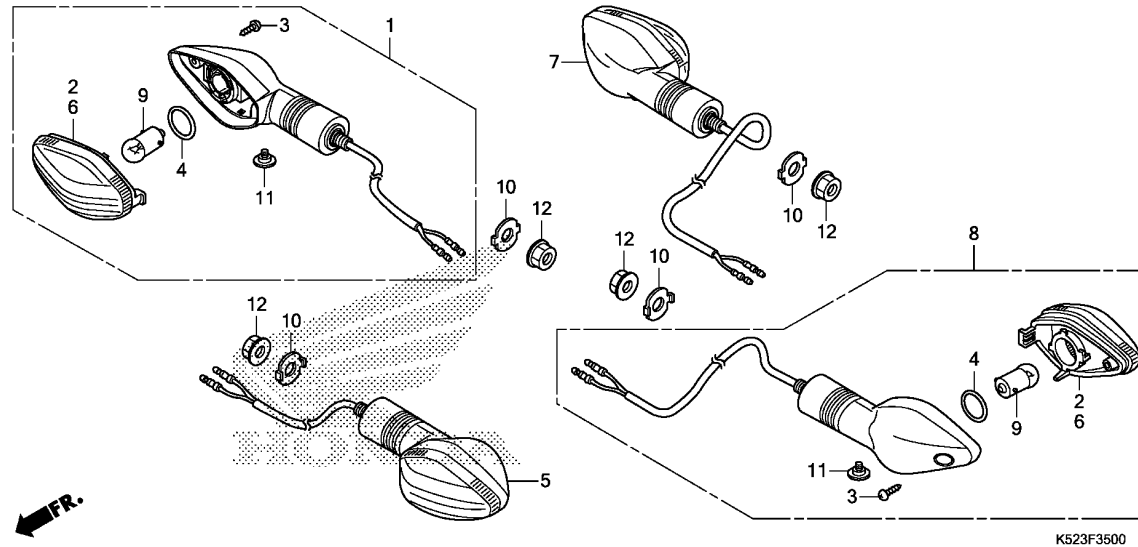
K523F3400

Ref. No.	L.O.N.	(Relative ref. Number) Description	F.R.T.
3	6161G8	COVER, TAILLIGHT	0.2
4	413102	FENDER, REAR	0.5

Ref. No.	Part No.	Description	Reqd. QTY		Serial No.	Parts catalogue code
			CBF125S J	K		
1	33741-KTT-951	REFLECTOR, RR. REFLEX	1	1		
2	33741-KYY-841	REFLECTOR, SIDE REFLEX(RED)	2	-	-----	CL
3	80102-K52-900	COVER, TAILLIGHT	1	1		
4	80110-K52-900ZA	FENDER SET, RR.(WL)				
		TYPE1.....	1	1	-----	2LA,3LA,4LA,LA,PE
	80110-K52-910ZA	*TYPE1*.....	1	-	-----	CL
5	80120-KVC-D50	COVER, KEY LOCK	1	1		
6	89012-KZL-930	BAND, TOOL	1	1		
7	90111-162-000	BOLT, FLANGE, 6MM	5	5		
8	90301-473-003	NUT, U, 6MM(FUSE RASHI)	2	-	-----	CL
	90301-KEJ-900	NUT, SPECIAL, 6MM	2	-	-----	CL
9	90301-GFM-890	NUT, SPECIAL, 5MM	1	1		
	90301-MG8-000	NUT, FLANGE, 5MM(FUSE RASHI)	1	1		
10	90303-GGL-J01	NUT, SPRING, 4MM	4	4		
11	93903-24320	SCREW, TAPPING, 4X12	4	4		
12	93903-24480	SCREW, TAPPING, 4X16	2	2		
13	94591-46000	CLIP, WIRE	3	3		
14	83551-GE2-000	GROMMET, AIR CLEANER CASE ...	2	2		

F-35

WINKER



Ref. No.	L.O.N.	(Relative ref. Number) Description	F.R.T.
1	6161C4	WINKER :RIGHT FRONT	0.2
5	6161C3	WINKER :LEFT FRONT	0.2
	6161C5	WINKER :BOTH FRONT	0.2
7	6161C7	WINKER :RIGHT REAR	0.1
8	6161C6	WINKER :LEFT REAR	0.1
	6161C8	WINKER :BOTH REAR	0.1
9		(2,4,6)	
	616133	BULB, WINKER :FRONT	0.1
		.NOTE: Same time for two units	
	616139	BULB, WINKER :REAR	0.1
		.NOTE: Same time for two units	
	6161G0	BULB, WINKER :FOR 1 VEHICLE ..	0.2

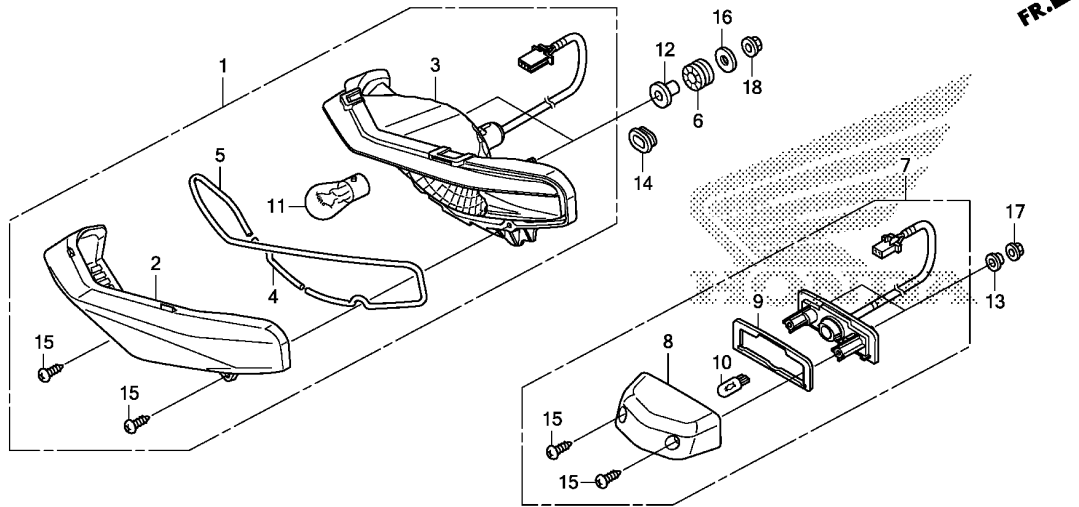
K523F3500

Ref. No.	Part No.	Description	Reqd. QTY		Serial No.	Parts catalogue code
			CBF125S J	K		
1	33400-KPN-A71	WINKER ASSY., R. FR.(12V 10W)	1	1		
2	33403-KRH-601	LENS COMP., R. (R. FR./L. RR.)	2	2		
3	33405-KRH-600	SCREW, TAPPING, 4X13	4	4		
4	33407-GGL-A01	PACKING	4	4		
5	33450-KPN-A71	WINKER ASSY., L. FR.(12V 10W)	1	1		
6	33453-KRH-601	LENS COMP., L. (L. FR./R. RR.)	2	2		
7	33600-K52-901	WINKER ASSY., R. RR.(12V 10W)	1	1		
8	33650-K52-901	WINKER ASSY., L. RR.(12V 10W)	1	1		
9	34904-KPN-A71	BULB, WINKER LIGHT(12V 10W) -	4	4		
10	61315-KPN-A70	STAY, WINKER	4	4		
11	90380-MB2-000	SCREW, SPECIAL, 6X8	4	4		
12	94050-10000	NUT, FLANGE, 10MM	4	4		

3

F-36

TAILLIGHT



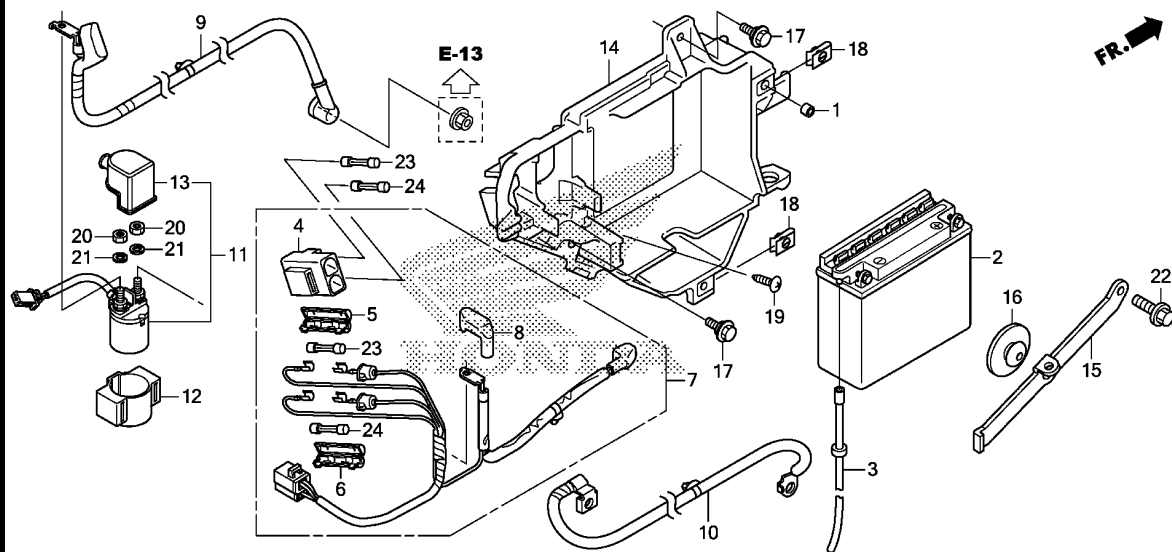
K523F3600

Ref. No.	L.O.N.	(Relative ref. Number) Description	F.R.T.
1	6161D5	TAILLIGHT UNIT	0.3
3	6161E2	BASE, TAILLIGHT	0.3
7	6161D8	LIGHT, LICENSE	0.1
10		(8,9)	
	6161F3	BULB, LICENSE LIGHT	0.1
11		(2,4,5)	
	6161G1	BULB, TAILLIGHT	0.3

Ref. No.	Part No.	Description	Reqd. QTY		Serial No.	Parts catalogue code
			CBF125S J	K		
1	33701-KVC-D51	TAILLIGHT UNIT(12V 21/5W) ...	1	1		
2	33702-KVC-D51	LENS	1	1		
3	33703-KVC-D51	BASE COMP., TAILLIGHT	1	1		
4	33704-KVC-D51	RUBBER B, SEAL	1	1		
5	33705-KVC-D51	RUBBER A, SEAL	1	1		
6	33705-KW7-900	RUBBER A, TAILLIGHT MOUNTING	2	2		
7	33720-KVC-D51	LIGHT ASSY., LICENSE(12V 5W)	1	1		
8	33721-KVC-D51	COVER COMP., LICENSE	1	1		
9	33729-KVC-D51	PACKING, LENS	1	1		
10	34903-KVC-D51	BULB, POSITION LIGHT(12V 5W)	1	1		
11	34906-KVC-D51	BULB, TAIL & STOP LIGHT (12V 21/5W)	1	1		
12	61104-KPN-A70	COLLAR	2	2		
13	80202-KPH-970	COLLAR, LICENSE LIGHT	2	2		
14	83551-GE2-000	GROMMET, AIR CLEANER CASE ...	1	1		
15	90101-KVC-D51	SCREW, TAPPING, 4.2X13	4	4		
16	90401-KTJ-900	WASHER, 6.3X22X1.2	2	2		
17	94050-05000	NUT, FLANGE, 5MM	2	2		
18	94050-06000	NUT, FLANGE, 6MM	2	2		

F-37

BATTERY



K523F3700

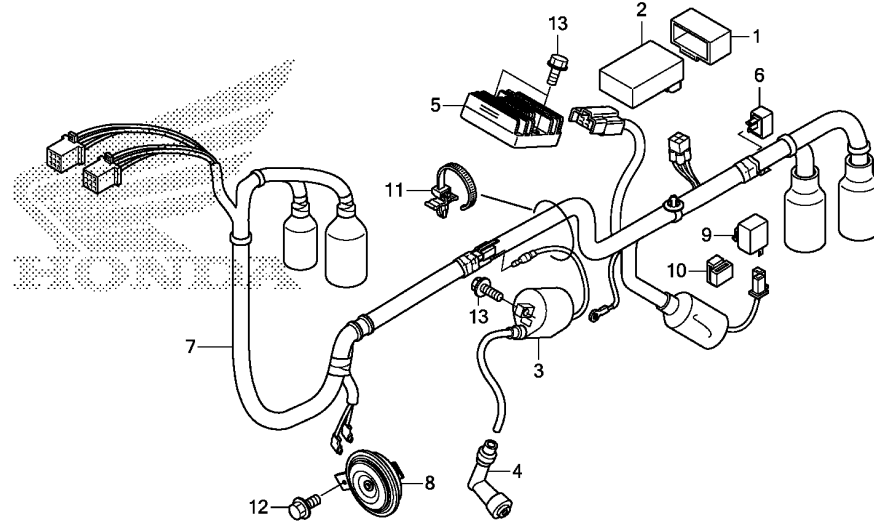
Ref. No.	L.O.N.	(Relative ref. Number) Description	F.R.T.
2	610100	BATTERY	0.2
7	610105	CABLE, POSITIVE BATTERY	0.2
9	612115	CABLE, STARTER MOTOR	0.4
10	610110	CABLE, NEGATIVE BATTERY	0.3
11	615113	SWITCH, STARTER MAGNETIC	0.3
14	410185	BOX, BATTERY	0.5

3

Ref. No.	Part No.	Description	Reqd. QTY		Serial No.	Parts catalogue code
			CBF125S	J K		
1	17223-KVX-600	COLLAR, AIR CLEANER	1	1		
2	31500-KYY-601	BATTERY(12M7A-3A) (SPANISH) ..	1	1		
3	31502-K52-B40	TUBE, BATTERY BREATHER	1	1		
4	32106-KTT-900	SUSPENSION, FUSE	1	1		
5	32126-KYY-901	CASE, FUSE(15A)	1	1		
6	32127-KYY-901	CASE, FUSE(20A)	1	1		
7	32401-KYY-900	CABLE, STARTER MAGNETIC BATTERY	1	1		
8	32406-KEH-660	COVER B, STARTER MAGNETIC TERMINAL	1	1		
9	32410-KYY-900	CABLE, STARTER MOTOR	1	1		
10	32601-KYY-900	CABLE, BATTERY EARTH	1	1		
11	35850-KWK-901	SWITCH ASSY., STARTER MAGNETIC	1	1		
12	35856-KYY-930	RUBBER A, SHOCK	1	1		
13	35857-KVX-601	RUBBER B, SHOCK	1	1		
14	50325-KYY-900	BOX, BATTERY	1	1		
15	50326-KYY-900	BAND, BATTERY	1	1		
16	83618-323-000	RUBBER, BATTERY BOX	1	1		
17	90111-162-000	BOLT, FLANGE, 6MM	2	2		
18	90311-KSH-900	NUT, CLIP, 6MM	2	2		
19	93903-25380	SCREW, TAPPING, 5X16	1	1		
20	94002-06080-0S	NUT, HEX., 6MM	2	2		
21	94111-06800	WASHER, SPRING, 6MM	2	2		
22	95701-06016-08	BOLT, FLANGE, 6X16	1	1		
23	98200-21500	FUSE B(15A)	2	2		
24	98200-22000	FUSE B(20A)	2	2		

F-38

WIRE HARNESS



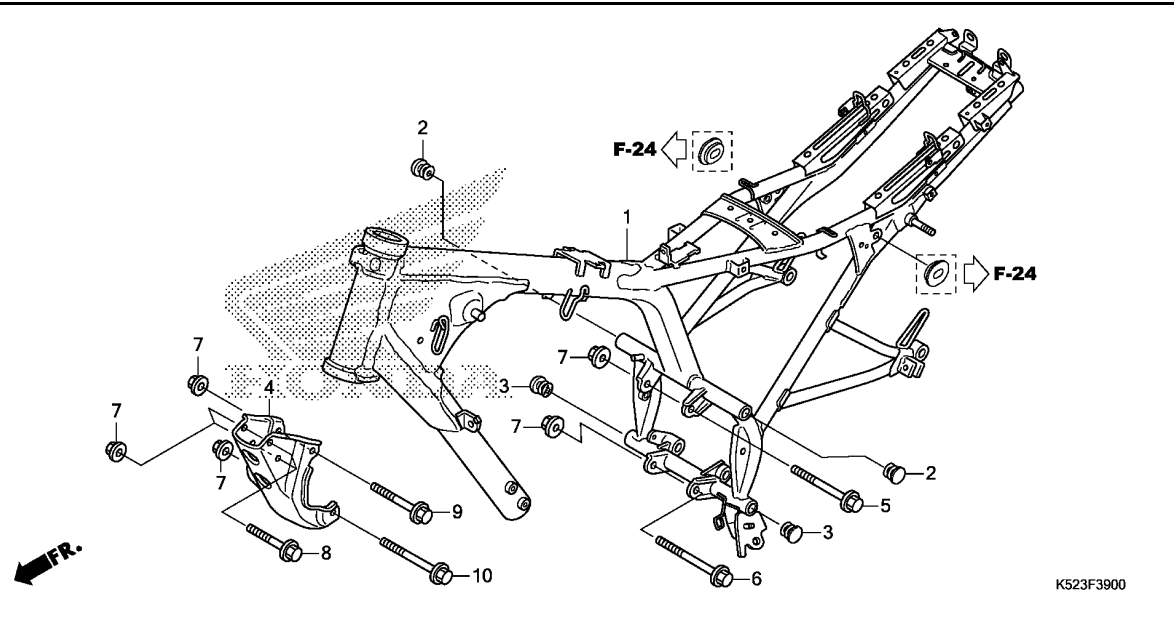
K523F3800

Ref. No.	L.O.N.	(Relative ref. Number) Description	F.R.T.
2	6141A1	IGNITION CONTROL MODULE	0.4
3	614105	COIL, IGNITION	0.3
5	6131B2	RECTIFIER, REGULATE	0.4
6	6131B3	RECTIFIER, SILICON	0.3
7	611100	HARNESS, WIRE	0.9
8	616169	HORN	0.1
9	6111C3	RELAY, WINKER	0.3

Ref. No.	Part No.	Description	Reqd. QTY		Serial No.	Parts catalogue code
			CBF125S J	K		
1	30401-KYA-601	CUSHION, C.D.I. UNIT	1	1		
	30401-KYY-900	(DENSO)	1	1	-----	3LA,4LA,CL,PE
		(SHINDENGEN)	1	1	-----	3LA,4LA,CL,PE
2	30410-KYY-761	C.D.I. UNIT COMP., DIGITAL ..	1	1	-----	3LA,4LA,CL,PE
		(DENSO)	1	1	-----	3LA,4LA,CL,PE
	30410-KYY-901	(SHINDENGEN)	1	1	-----	3LA,4LA,CL,PE
	30410-KYY-S01	C.D.I. UNIT(DC)	1	-	-----	2LA,LA
		(DENSO)	1	-	-----	2LA,LA
3	30500-KYY-901	COIL ASSY., IGNITION	1	1		
4	30700-KYY-901	CAP ASSY., NOISE SUPPRESSOR ..	1	1		
5	31600-KYY-S00	RECTIFIER ASSY., REGULATE ...	1	1		
6	31700-KVX-701	RECTIFIER ASSY., SILICON	1	1		
7	32100-K52-900	HARNESS, WIRE	1	1	-----	2LA,3LA,PE
	32100-K52-910	1	-	-----	4LA,CL,LA
8	38110-KYY-901	HORN COMP.(HIGH)	1	1		
9	38301-KVX-601	RELAY COMP., WINKER	1	1		
10	38306-KYY-S00	SUSPENSION, WINKER RELAY	1	1		
11	90113-GFC-J31	STRAP, CABLE	1	1		
12	95701-06012-07	BOLT, FLANGE, 6X12	1	1		
13	95701-06016-08	BOLT, FLANGE, 6X16	4	4		

F-39

FRAME BODY



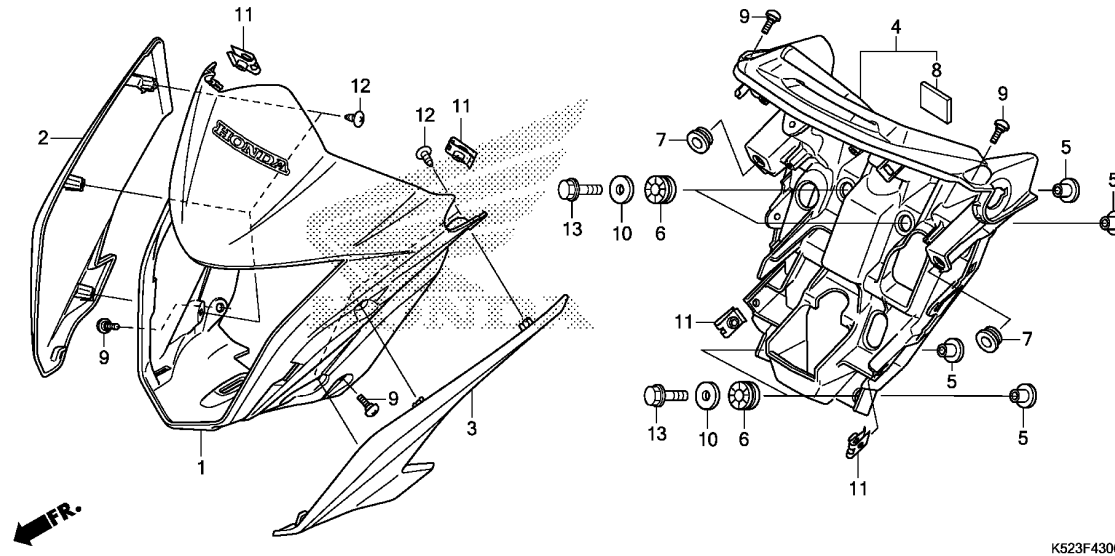
Ref. No.	L.O.N.	(Relative ref. Number) Description	F.R.T.
1	410100	BODY, FRAMEINCLUDES: Engine removal and installation	5.5
4	4101N0	PLATE, FRONT ENGINE HANGER ...	0.2

3

Ref. No.	Part No.	Description	Reqd. QTY		Serial No.	Parts catalogue code
			CBF125S J	K		
1	50100-K52-900	BODY COMP., FRAME	1	1		
2	50315-H06-000	CAP, PIPE END	2	2		
3	50315-KYY-900	CAP, PIPE END	2	2		
4	50351-KYY-900	PLATE, FR. ENGINE HANGER	1	1		
5	90019-399-010	BOLT, FLANGE, 10X110	1	1		
6	90132-KB5-920	BOLT, FLANGE, 10X130	1	1		
7	94050-10000	NUT, FLANGE, 10MM	6	6		
8	95801-10075-08	BOLT, FLANGE, 10X75	2	2		
9	95801-10085-08	BOLT, FLANGE, 10X85	1	1		
10	95801-10095-08	BOLT, FLANGE, 10X95	1	1		

F-43

FRONT COWL

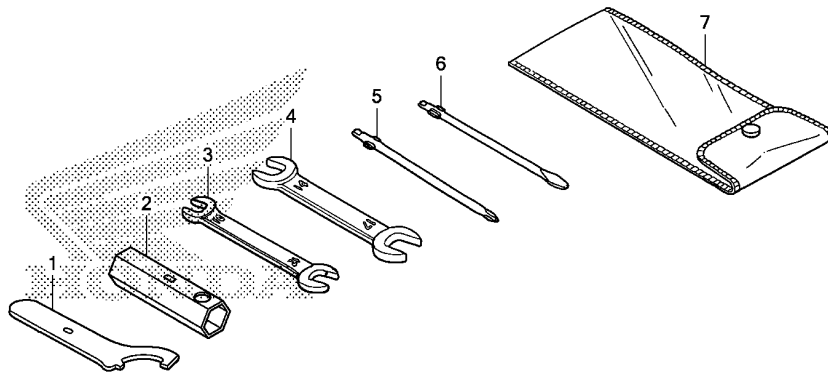


Ref. No.	L.O.N.	(Relative ref. Number) Description	F.R.T.
1	4111L3	COWL, FRONT CENTER	0.3
2	4111AR	GARNISH, FRONT COVER :RIGHT ..	0.2
3	4111AQ	GARNISH, FRONT COVER :LEFT ...	0.2
	4111AS	GARNISH, FRONT COVER :BOTH ...	0.2
4	413135	COVER, HEADLIGHT	0.5

Ref. No.	Part No.	Description	Reqd. QTY	Serial No.	Parts catalogue code
			CBF125S J K		
1	61300-K52-900ZA	COVER SET, FR. (WL) *NH303M*	1		
		MAT AXIS GRAY METALLIC	1		
2	61303-K52-900ZA	GARNISH, R. FR. *R356C*.CANDY SCINTILLATE RED	1		
	61303-K52-900ZB	*NH495P*...PEARL CANCER WHITE	1		
	61303-K52-900ZC	*NHA06P*...PEARL PROCYON BLACK	1		
	61303-K52-900ZD	*B225M*...WATER BLUE METALLIC	1		
3	61304-K52-900ZA	GARNISH, L. FR. *R356C*.CANDY SCINTILLATE RED	1		
	61304-K52-900ZB	*NH495P*...PEARL CANCER WHITE	1		
	61304-K52-900ZC	*NHA06P*...PEARL PROCYON BLACK	1		
	61304-K52-900ZD	*B225M*...WATER BLUE METALLIC	1		
4	61310-K52-900	COVER COMP., HEADLIGHT RR. ..	1		
5	61314-KYY-900	COLLAR, HEADLIGHT RR. COVER -	4		
6	64615-KR1-860	RUBBER, LOWER COWL MOUNTING -	4		
7	83504-GEO-000	GROMMET, RR. COVER	2		
8	86150-KYS-940	EMBLEM, PRODUCT(SHINKO ASIA)	1		
9	90115-KW7-900	SCREW, VISOR SPECIAL SETTING	4		
10	90502-KYY-900	WASHER, HEADLIGHT RR. COVER -	4		
11	90677-KWW-C00	NUT, CLIP, 5MM	4		
12	93903-24320	SCREW, TAPPING, 4X12	6		
13	95701-06022-08	BOLT, FLANGE, 6X22	4		

F-48

TOOLS



K523F4800

Ref. No.	L.O.N.	(Relative ref. Number) Description	F.R.T.
----------	--------	---------------------------------------	--------

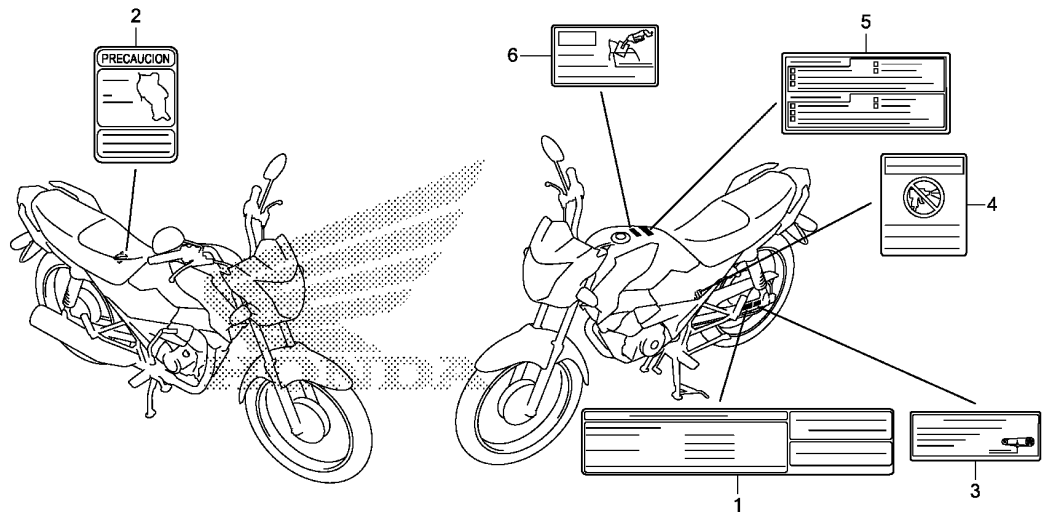
NO INFORMATION

Ref. No.	Part No.	Description	Reqd. QTY		Serial No.	Parts catalogue code
			CBF125S J	K		
1	89215-KSH-900	SPANNER, PIN	1	1		
2	89216-KRM-860	WRENCH, SPARK PLUG	1	1		
3	99001-10120	SPANNER, 10X12	1	1		
4	99001-14170	SPANNER, 14X17	1	1		
5	99003-10000	DRIVER 1, PLUS SCREW(NO.2) ..	1	1		
6	99003-30000	DRIVER 3, MINUS SCREW(NO.2) -	1	1		
7	99008-01600	BAG, TOOL, 160MM	1	1		

3

F-49

CAUTION LABEL



K523F4900

Ref. L.O.N. (Relative ref. Number) F.R.T.
No. Description

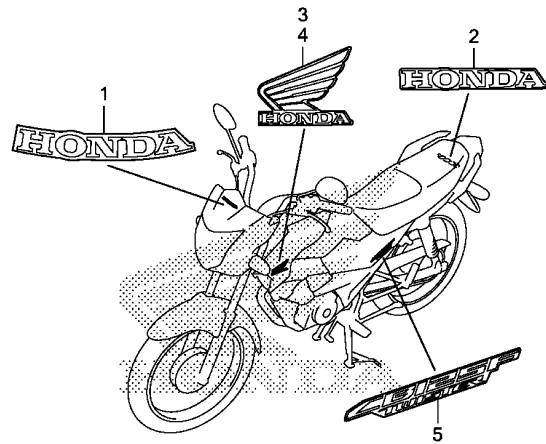
NO INFORMATION

Ref. No.	Part No.	Description	Reqd. QTY		Serial No.	Parts catalogue code
			CBF125S J	K		
1	87505-K52-900	LABEL, TIRE (SPANISH)	1	1		
2	87506-KYY-630	MARK, BATTERY CAUTION (SPANISH)	1	1		
3	87507-MEE-761	LABEL, DRIVE CHAIN	1	1		
4	87509-KVR-600	LABEL, AIR CLEANER ELEMENT				
		NOTICE (SPANISH)	1	1		
5	87560-KYY-600ZA	LABEL, DRIVE CAUTION				
		(SPANISH/ENGLISH)				
		TYPE2	1	1		
	87560-KYY-600ZB	*TYPE1*	1	1		
6	87562-K70-L10	MARK, REFUEL CAUTION (SPANISH)	1	1		



F-50

MARK



K523F5000

Ref. L.O.N. (Relative ref. Number) F.R.T.
No. Description

NO INFORMATION

3

Ref. No.	Part No.	Description	Reqd. QTY		Serial No.	Parts catalogue code
			CBF125S J	K		
1	86101-K52-900ZA	MARK, HONDA (80MM) *TYPE1*	1	1		
2	86102-K52-900ZA	MARK, HONDA (70MM) *TYPE1*	1	1		
3	86201-K52-900ZA	MARK, R. WING (80MM) *TYPE4*	1	1		
	86201-K52-900ZB	*TYPE3*	1	1		
	86201-K52-900ZC	*TYPE2*	1	1		
	86201-K52-900ZD	*TYPE1*	1	1		
4	86202-K52-900ZA	MARK, L. WING (80MM) *TYPE4*	1	1		
	86202-K52-900ZB	*TYPE3*	1	1		
	86202-K52-900ZC	*TYPE2*	1	1		
	86202-K52-900ZD	*TYPE1*	1	1		
5	86831-K52-900ZA	MARK, SIDE COVER *TYPE1*	2	2		

PART NO. INDEX

Part Number	Page	Ref.	Part Number	Page	Ref.	Part Number	Page	Ref.	Part Number	Page	Ref.	Part Number	Page	Ref.	Part Number	Page	Ref.
35101-K52-B61	57	3	43000			50000			53175-KRF-C91	56	14	77225-K52-900	69	4	87560-KYY-600ZA	87	5
35106-KVX-600	57	4							53178-KYY-900	55	12	77234-GN2-000	68	6	87560-KYY-600ZB	87	5
35121-KTT-890	57	5	43100-KYY-900ZA	63	3	50100-K52-900	84	1	53208-GFM-970	52	7	77235-K52-900	69	5	87562-K70-L10	87	6
35151-K52-B41	55	4	43141-KRV-900	63	4	50301-KCS-W60	58	2	53211-KCS-W60	58	3	77236-GW0-000	68	10			
35200-K52-901	55	5	43145-KRF-B40	63	5	50315-H06-000	84	2	53212-KCS-W60	58	4	77245-K52-901	68	7	88000		
35330-KWK-901	55	6	43151-KCW-870	63	6	50315-KVC-D50ZA	69	1	53214-001-010	58	5	77250-KPN-A70	68	8			
35340-KRF-C91	56	1	43352-KSY-901	61	3	50315-KYY-900	84	3	53219-K52-B60	58	6				88130-MB6-620	54	1
35341-K52-B50	56	2	43353-KSY-901	61	4	50325-KVC-D50ZA	69	2	53220-074-000	58	7	80000			88210-K70-601	54	2
35350-KYY-901	74	7	43410-KYY-900	63	7	50325-KYY-900	82	14	53230-KYY-930ZB	57	8				88220-K70-601	54	3
35357-KYY-900	74	8	43431-KYY-900	77	6	50326-KYY-900	82	15				80102-K52-900	79	3			
35358-KYY-900	74	9	43434-ME1-670	63	8	50351-KYY-900	84	4	61000			80110-K52-900ZA	79	4	89000		
35759-K52-B41	42	5	43451-KYY-900	74	10	50500-KYY-971	76	1				80110-K52-910ZA	79	4			
35850-KWK-901	82	11				50505-KPN-A00	76	2	61100-K52-900ZA	59	5	80120-KVC-D50	79	5	89012-KZL-930	79	6
35856-KYY-930	82	12	44000			50526-KYY-900	76	3	61100-K52-900ZB	59	5	80202-KPH-970	81	13	89215-KSH-900	86	1
35857-KVX-601	82	13				50530-KYY-900	76	4	61100-K52-900ZC	59	5				89216-KRM-860	86	2
			44301-KYY-900	62	2	50531-KVX-600	76	5	61100-K52-900ZD	59	5	83000					
37000			44302-KTT-950	62	3	50535-KYY-900	72	8	61102-K52-900	59	6				90000		
			44311-KTJ-900	62	4	50610-K52-N70	75	1	61102-KYY-900	59	7	83119-GT4-000	72	9			
37100-K52-901	53	3	44620-KRF-B40	62	5	50616-KYA-700	75	2	61103-KEJ-660	59	8	83504-GE0-000	67	5	90002-KRM-840	30	12
37120-K52-901	53	4	44650-K52-900ZB	62	6	50661-K14-960	75	3	61104-KEJ-660	59	9				90003-KVS-900	46	11
37214-KYY-H01	53	5	44680-410-000	62	7	50710-KE8-000	75	4	61104-KPN-A70	81	12	83520-K52-900ZA	70	1	90011-GFC-J31	42	6
37215-KR1-760	53	6	44711-K52-901	62	8	50711-KYA-700	75	5	61300-K52-900ZA	85	1	83542-KPN-900	67	6	90012-KYY-900	30	13
37220-K52-B61	53	7	44800-KYA-620ZC	62	9	50712-KYY-930	75	6	61303-K52-900ZA	85	2				90014-KYY-900	29	13
37224-K52-B61	53	8	44806-KEH-930	62	10				61303-K52-900ZB	85	2	83545-K52-900ZA	70	3	90019-399-010	84	5
37230-K52-B41	53	9	44808-KEH-930	62	11	51000			61303-K52-900ZC	85	2	83545-K52-900ZB	70	3	90022-KRM-840	46	12
37240-K52-B41	53	10	44830-KYY-F21	53	12				61303-K52-900ZD	85	2	83545-K52-900ZC	70	3	90031-KYY-900	42	7
37305-GFM-901	53	11				51400-K52-901	60	1	61304-K52-900ZA	85	3	83545-K52-900ZD	70	3	90035-KRM-840	29	14
37800-K52-B41	66	14	45000			51401-KYY-931	60	2	61304-K52-900ZB	85	3	83551-376-000	67	7	90050-K09-C01	35	10
						51410-KYY-931	60	3	61304-K52-900ZC	85	3	83551-GE2-000	69	6	90050-KFL-850	36	11
38000			45107-KSY-901	61	5	51412-KYY-931	60	4	61304-K52-900ZD	85	3				90071-KYY-931	40	5
			45108-KSY-901	61	6	51413-KYY-931	60	5	61310-K52-900	85	4				90071-MB0-000	40	6
38110-KYY-901	83	8	45126-K52-B61	56	3	51414-KYY-931	60	6	61314-KYY-900	85	5	83618-323-000	82	16	90081-035-000	32	13
38301-KVX-601	83	9	45132-KSY-901	61	7	51420-K52-901	60	7	61315-KPN-A70	80	10	83620-K52-900ZA	70	4	90082-KYY-900	32	14
38306-KYY-S00	83	10	45133-KSY-901	61	8	51432-KYY-931	60	8				83645-K52-900ZA	70	5	90084-KTT-900	38	4
			45134-250-000	63	9	51437-KYY-931	60	9	64000			83645-K52-900ZB	70	5	90085-KTC-920	37	6
40000			45155-K52-B60	56	4	51440-KYY-931	60	10				83645-K52-900ZC	70	5	90087-KRM-840	38	5
			45156-K52-B60	56	5	51490-KYY-931	60	11	64220-K52-900ZA	67	1	83645-K52-900ZD	70	5	90101-KSY-901	56	15
40510-KYY-900	77	1	45203-KRF-C91	61	9	51500-K52-901	60	12	64220-K52-900ZB	67	1				90101-KVC-D51	81	15
40530-KYY-901	77	2	45215-KRF-C91	61	10	51520-K52-901	60	13	64220-K52-900ZC	67	1	86000			90102-KSY-901	56	16
40531-KYY-901	77	3	45250-KRF-C91	61	11				64220-K52-900ZD	67	1				90102-KZG-900	69	7
40543-KYY-901	77	4	45251-KVC-D61	62	12	52000			64225-K52-900	67	2	86101-K52-900ZA	88	1	90103-GFM-970	52	8
40546-KYY-900	77	5	45290-KRF-C91	61	12				64320-K52-900ZA	67	3	86102-K52-900ZA	88	2	90103-KSY-901	56	17
			45451-K52-N70	59	4	52101-KYY-900	77	7	64320-K52-900ZB	67	3	86150-KYS-940	85	8	90104-KPN-A70	70	6
41000			45504-KSY-901	56	6	52170-KYY-900	77	8	64320-K52-900ZC	67	3	86201-K52-900ZA	88	3	90104-MJ1-000	57	9
			45510-KRF-C91	56	7	52200-KYY-902	77	9	64320-K52-900ZD	67	3	86201-K52-900ZB	88	3	90105-MBB-000	62	13
41200-KVX-600	64	2	45512-KSY-901	56	8	52400-KYY-951	78	1	64325-K52-900	67	4	86201-K52-900ZC	88	3	90106-KY2-701	67	8
			45513-KSY-901	56	9	52485-KYY-930	78	2	64615-KR1-860	85	6	86201-K52-900ZD	88	3	90107-KYY-900	59	10
			45517-KSY-901	56	10	52486-KYY-930	78	3				86202-K52-900ZA	88	4	90108-KYY-900	59	11
			45520-KSY-901	56	11	52487-KYY-930	78	4	75000			86202-K52-900ZB	88	4	90109-KCW-870	76	6
42301-KYY-900	64	3	45521-KSY-901	56	12							86202-K52-900ZC	88	4	90111-162-000	69	8
42303-KYY-900	64	4	45530-KRF-C91	56	13	53000			75581-GN8-920	68	1	86202-K52-900ZD	88	4			
42311-KYY-900	64	5										86831-K52-900ZA	88	5			
42313-KYY-900	63	2	46000			53100-K52-901	57	6	77000						90111-KZG-900	54	4
42615-KYY-940	64	6				53105-KYY-900	57	7							90112-KZG-900	54	5
42620-KYY-900	64	7	46500-KYY-900	74	11	53140-KYY-900	55	7	77200-K52-900	68	2	87000					
42650-K52-900ZB	64	8	46510-KSP-900	74	12	53166-KTT-900	55	8	77205-286-000	68	3	87505-K52-900	87	1	90113-GFC-J31	83	11
42711-K52-901	64	9				53169-K52-B41	55	9	77205-KPP-700	68	4	87506-KYY-630	87	2	90113-KVR-C00	73	8
42712-GGC-G01	62	1				53172-K14-910	55	10	77206-KWS-900	68	5	87507-MEE-761	87	3	90113-KYY-900	55	13
	64	10				53172-KCC-900	55	11	77215-K52-900	69	3	87509-KVR-600	87	4	90114-KYY-A51	56	18

PART NO. INDEX

Part Number	Page	Ref.	Part Number	Page	Ref.	Part Number	Page	Ref.	Part Number	Page	Ref.	Part Number	Page	Ref.
90115-KW7-900	85	9	90455-KWS-900	41	13	91053-KYY-905	65	14	93903-25580	82	19	95701-06016-08	82	22
90116-KYY-931	60	14	90457-KRM-840	46	14	91059-MZ0-760	57	14	93903-35320	71	18	95701-06020-00	83	13
90116-SP0-003	69	9	90461-035-000	44	16	91203-KSP-911	42	11		53	18	95701-06020-08	72	18
90117-383-000	57	10	90461-459-010	44	17	91203-KYY-901	42	11	94000			95701-06022-00	74	19
90119-KTT-900	77	10	90463-KRM-840	28	3	91204-KSP-911	34	10				95701-06022-07	29	19
90123-KRM-860	60	15		32	17	91204-KWB-601	44	23	94001-06000-0S	77	14	95701-06022-08	55	17
90123-KYY-931	60	16		34	8	91204-KYY-901	44	23	94001-08080-0S	63	15	95701-06022-08	85	13
90126-KVX-600	57	11	90475-KWB-600	32	18	91254-KYY-931	60	20		77	15	95701-06025-00	32	20
90132-KB5-920	84	6	90501-K52-900	73	10	91256-KK3-840	53	13	94001-10080-0S	54	7	95701-06030-00	40	9
90145-GW3-981	56	19	90502-KVX-600	78	6	91257-KYY-930	65	15	94002-06080-0S	82	20	95701-06035-08	29	20
90155-KEH-950	61	13	90502-KYY-900	85	10	91258-KYA-600	62	17	94050-05000	81	17	95701-08018-08	63	17
90155-KY4-901	61	13	90503-011-000	57	13	91301-KVC-901	42	12	94050-06000	55	16	95701-08025-00	75	10
90164-KPN-A00	67	9	90505-425-000	63	12	91303-KRM-840	38	7		72	14	95701-08035-07	69	12
90201-GCC-000	29	15	90505-KRM-860	74	13	91303-KYY-900	34	11		81	18	95701-08035-08	58	8
90202-KRM-840	35	11	90521-028-000	76	8	91305-443-740	66	16	94050-06080	66	18	95701-08035-08	66	19
			90521-KSP-900	60	17	91305-KYY-900	38	8	94050-10000	73	11		74	20
			90544-KF0-000	32	19	91307-035-000	34	12		80	12	95801-10035-08	78	8
90206-001-000	30	14	90544-KYY-931	60	18	91309-KYY-931	40	7		84	7	95801-10055-08	73	13
90301-473-003	59	12	90545-KCW-880	56	21	91313-KVR-C00	29	18	94050-12000	39	4	95801-10075-08	84	8
			90559-KYY-900	63	13	91320-KYY-931	40	8	94101-05800	74	14	95801-10085-08	84	9
90301-GFM-890	79	9		64	12	91351-KYY-931	60	21	94101-06000	75	7	95801-10095-08	84	10
90301-KEJ-900	59	12	90601-KYY-900	44	18	91352-KSP-900	65	16	94101-08800	77	16	96000		
			90602-KJ9-670	72	11	91405-MF5-860	72	13	94102-12000	78	7	96001-06012-00	56	23
90301-KVX-600	78	5	90602-KYY-900	44	19	91406-KVX-600	71	15	94111-06800	82	21	96001-06014-00	28	5
90301-KYY-A51	56	20	90605-KYY-900	47	10	91509-K52-900	70	7	94201-16150	75	8	96001-06014-00	32	21
90301-MG8-000	79	9	90651-KSY-901	56	22				94201-20150	63	16	96001-06016-00	42	15
90302-KRS-830	77	11	90651-KYY-931	60	19	92000				74	15	96001-06016-00	39	5
90302-KYA-601	63	10	90652-KRF-S00	66	15	92101-06010-0A	44	24	94201-30250	77	18	96001-06022-00	39	6
90303-GGL-J01	79	10	90677-KPN-A00	69	10	92800-12000	42	13	94301-08100	28	4	96001-06025-00	28	6
90303-KZG-900	54	6	90677-KWV-C00	85	11	92811-10000	63	14	94510-14000	46	15	96001-06028-00	29	6
90304-159-000	57	12	90678-KRF-B40	72	12	92812-10000	77	13	94510-18000	47	11	96001-06030-00	38	9
90304-KYA-601	64	11	90701-KVR-C00	29	17	92915-10025-0E	65	17	94540-06018	41	16	96001-06035-00	34	13
90304-VMO-770	76	7		33	3				94591-46000	79	13	96001-06035-00	38	10
90305-KSP-900	73	9	90702-KRM-840	34	9	93000						96001-06040-00	41	18
90305-KYA-601	63	11		38	6	93500-04016-0G	66	17	95000			96001-06040-00	42	16
90306-KYA-601	62	14		41	14	93500-05020-0G	55	14	95002-02070	72	15	96001-06060-00	38	11
			90703-KWS-900	42	10	93500-05025-0G	55	15	95002-02089	48	24	96001-06110-00	42	17
90307-GFM-970	52	9	90741-003-010	43	8	93700-05016-0A	62	18	95002-02130	71	19	96001-06110-00	29	22
90311-KSH-900	71	14	90741-KGH-900	43	9	93891-04012-00	53	14	95002-02659	50	22	96100-62000-00	35	14
			90755-229-003	62	15	93892-04010-18	48	21	95005-35195-20	72	16	96211-08000	36	15
90380-MB2-000	80	11				93892-04018-08	48	22	95005-35400-50	49	25	96220-30085	74	21
90401-GFM-900	29	16	91000			93892-05012-18	48	23		50	23	96220-30158	46	16
90401-KTJ-900	81	16				93901-22180	53	15	95011-61000	73	12	98000	41	19
90401-KYY-900	32	15	91001-KWS-901	43	10	93901-22420	53	16	95014-21201	57	15			
90403-K09-C01	35	12	91001-KYY-901	43	10	93901-34120	41	15	95014-73100	74	16	98200-21500	82	23
90403-KPH-900	36	13	91004-KYY-931	44	20	93903-24280	67	10	95015-32001	74	17	98200-22000	82	24
90404-KYY-900	32	16	91005-KYY-931	44	21	93903-24320	53	17	95015-42000	74	18	99000		
90407-259-000	42	8	91006-KYY-931	44	22				95015-81000	75	9			
90412-187-000	44	14	91011-KYY-901	37	7				95701-06012-00	68	9	99001-10120	86	3
90412-KPH-900	44	15	91051-KPN-A71	62	16	93903-24380	69	11	95701-06012-07	83	12	99001-14170	86	4
90417-KRM-840	46	13	91052-K09-C01	62	16	93903-24480	79	12	95701-06012-08	72	17	99003-10000	86	5
90432-KPT-A00	35	13	91052-KPN-A71	64	13	93903-25280	59	13	95701-06014-00	41	17	99003-30000	86	6
			91052-KYY-901	64	13	93903-25380	71	17	95701-06016-00	42	14	99008-01600	86	7
			91052-KYY-902	64	13									
90439-GFM-970	39	3	91052-KYY-903	64	13									
90441-KRM-840	42	9	91052-KYY-904	64	13									
90450-ZA0-000	72	10	91053-KYY-902	65	14									
90451-KGH-900	47	8	91053-KYY-903	65	14									
90454-KPH-900	47	9	91053-KYY-904	65	14									



PART NAME INDEX

Part name	Page	Ref.	Part name	Page	Ref.	Part name	Page	Ref.
[A]			BOLT, FLANGE, 6MM	79	7	BOLT, SPECIAL, 6X21	29	13
ADJUSTER COMP., CHAIN	77	4	BOLT, FLANGE, 6X110	82	17	BOLT, STUD, 10X25	65	17
ARM ASSY., KICK STARTER	74	4	BOLT, FLANGE, 6X12	29	22	BOLT, STUD, 8X22	29	14
ARM COMP., CAM CHAIN TENSIONER	32	3		56	23	BOLT, SWINGARM PIVOT	77	7
ARM COMP., IN. VALVE ROCKER ..	30	3		68	9	BOOT B, BUSH	61	8
ARM COMP., RR. BRAKE STOPPER ..	77	6		72	17	BOOT COMP.	56	6
ARM, RR. BRAKE	63	7	BOLT, FLANGE, 6X14	83	12	BOX ASSY., SPEEDOMETER GEAR...	62	9
AXLE, FR. WHEEL	62	2		28	5	BOX, BATTERY	82	14
AXLE, RR. WHEEL	64	3		32	21	BRACKET SUB ASSY., R. FR.	61	12
				41	17	BRACKET, AIR SUCTION VALVE	72	8
				42	15	BRACKET, L. HANDLE LEVER	55	10
			BOLT, FLANGE, 6X16	39	5	BRIDGE, FORK TOP	57	8
				42	14	BRUSH SET, TERMINAL	40	2
				82	22	BULB, HEADLIGHT	52	5
				83	13	BULB, POSITION LIGHT	52	6
			BOLT, FLANGE, 6X20	72	18		81	10
				74	19	BULB, TAIL & STOP LIGHT	81	11
			BOLT, FLANGE, 6X22	29	19	BULB, WEDGE BASE	53	1
				39	6			2
BAG, TOOL, 160MM	86	7		55	17	BULB, WINKER LIGHT	80	9
BALL ASSY., STEEL, #6X21	58	1		56	16	BUSH B	61	7
BALL, STEEL, #8	74	21	BOLT, FLANGE, 6X25	85	13	BUSH, 15MM	44	3
BAND A, AIR CLEANER CONNECTING				28	6	BUSH, RUBBER UNDER	78	3
TUBE	71	11		29	21	BUSH, RUBBER UPPER	78	2
BAND B1, WIRE	55	3		32	20			
BAND, BATTERY	82	15		40	9			
BAND, INSULATOR	29	7	BOLT, FLANGE, 6X28	57	10			
BAND, TOOL	79	6		72	19			
BAR COMP., SIDE STAND	76	4		29	20			
BAR COMP., STEP	75	1		38	9			
BAR, L. PILLION STEP	75	6	BOLT, FLANGE, 6X30	34	13			
BAR, R. PILLION STEP	75	5		38	10			
BASE COMP., CONTACT	57	3		41	18			
BASE COMP., TAILLIGHT	81	3		63	17			
BATTERY	82	2	BOLT, FLANGE, 6X35	41	18			
BEARING, NEEDLE, 21X27X18	37	7		63	17			
BEARING, RADIAL BALL, 6001	44	21		42	16	CABLE ASSY., SPEEDOMETER	53	12
BEARING, RADIAL BALL, 6004UU ..	65	14		38	11	CABLE COMP., CLUTCH	55	2
BEARING, RADIAL BALL, 6200	35	14		42	17	CABLE SET, THROTTLE	55	1
	36	15		42	17	CABLE, BATTERY EARTH	82	10
BEARING, RADIAL BALL, 6201	44	20		41	18	CABLE, STARTER MAGNETIC		
BEARING, RADIAL BALL, 6203	44	22		63	17		82	7
BEARING, RADIAL BALL, 6301UU ..	62	16	BOLT, FLANGE, 6X40	42	16	CABLE, STARTER MOTOR	82	9
BEARING, RADIAL BALL, 6302UU ..	64	13		42	16	CALIPER SUB ASSY., R. FR.	61	11
BEARING, RADIAL BALL, 63/22 ..	43	10	BOLT, FLANGE, 6X60	38	11	CAMSHAFT COMP.	30	2
BODY COMP., FRAME	84	1		42	17	CAM, RR. BRAKE	63	4
BOLT-WASHER, 8X22	32	14	BOLT, FLANGE, 8X18	75	10	CAP ASSY., NOISE SUPPRESSOR ..	83	4
BOLT A, BRAKE STOPPER	63	14	BOLT, FLANGE, 8X19	57	9	CAP COMP., FUEL FILLER	66	12
BOLT A, STOPPER ARM	77	13		61	13	CAP, 14MM	38	4
BOLT, ADJUSTER	52	8	BOLT, FLANGE, 8X25	69	12	CAP, 32MM	38	5
BOLT, BRAKE DISK, 8X24	62	13		58	8	CAP, AXLE NUT	62	3
BOLT, CYLINDER STUD	42	7	BOLT, FLANGE, 8X35	66	19	CAP, BLEEDER	61	4
BOLT, DRAIN PLUG, 12MM	42	13		74	20	CAP, MASTER CYLINDER	56	9
BOLT, FLANGE, 10X110	84	5	BOLT, FR. FORK	60	15	CAP, PIPE END	84	2
BOLT, FLANGE, 10X130	84	6		16	16			3
BOLT, FLANGE, 10X35	78	8	BOLT, HANDLE LEVER PIVOT	55	13	CAP, SPECIAL	52	1
BOLT, FLANGE, 10X55	73	13		56	18	CAP, SWINGARM END	77	5
BOLT, FLANGE, 10X75	84	8	BOLT, HEX., 6X10	44	24	CARBURETOR ASSY.	48	14
BOLT, FLANGE, 10X85	84	9	BOLT, HEX., 6X20	46	11		50	13
BOLT, FLANGE, 10X95	84	10	BOLT, L. ADAPTER, 10MM	54	5	CASE COMP., L. BOTTOM	60	13
BOLT, FLANGE, 5X14	30	12	BOLT, OIL, 10X22	56	19	CASE SUB ASSY., AIR CLEANER ..	71	5
	69	8	BOLT, R. ADAPTER, 10MM	54	4	CASE, DRIVE CHAIN	77	1
	71	13	BOLT, SEALING, 14MM	32	13	CASE, FUSE	82	5
	77	10	BOLT, SETTING	40	3			6
			BOLT, SOCKET, 6X14	37	6	CASE, R. BOTTOM	60	7
			BOLT, SOCKET, 8X30	60	14	CASE, UNDER	53	7
			BOLT, SPECIAL FLANGE, 6X25	35	10	CENTER, CLUTCH	35	3
				36	11		36	3

PART NAME INDEX

Part name	Page	Ref.	Part name	Page	Ref.	Part name	Page	Ref.
CHAIN, CAM	32	2	COVER B, L. SIDE	70	5	DUST SEAL, 40X50X5	62	17
CHAIN, DRIVE	77	2	COVER B, R. SIDE	70	3	DUST SEAL, BRAKE CAM	63	9
CHAMBER SET, FLOAT	48	4	COVER B, STARTER MAGNETIC			DUST SEAL, STEERING HEAD	58	5
	50	4	TERMINAL	82	8	[E]		
CIRCLIP	56	22	COVER COMP., CYLINDER HEAD	28	1	ELEMENT COMP., AIR CLEANER	71	1
CIRCLIP, 17MM	44	18	COVER COMP., HEADLIGHT RR.	85	4	EMBLEM, PRODUCT	85	8
CIRCLIP, 20MM	44	19	COVER COMP., LICENSE	81	8	E-RING, 6MM	41	16
CIRCLIP, EXTERNAL, 14MM	46	15	COVER COMP., L. RR.	38	2			
CIRCLIP, EXTERNAL, 18MM	47	11	COVER COMP., R. CRANKCASE	34	1	[F]		
CLAMP	53	6	COVER SET, FR.	85	1	FENDER A, FR.	59	5
CLAMPER A, FR. BRAKE HOSE	56	4	COVER SET, L. SIDE	70	4	FENDER B, FR.	59	6
CLAMPER A, HARNESS	42	4	COVER SET, R. SIDE	70	1	FENDER SET, RR.	79	4
CLAMPER B, FR. BRAKE HOSE	56	5	COVER SUB ASSY., AIR CLEANER ..	71	9	FILTER, CUP	66	6
CLAMPER, FUEL HOSE	29	11	COVER, COMBINATION SWITCH	57	4	FLANGE SUB ASSY., RR. DRIVEN ..	64	6
CLAMPER, STARTER CABLE	34	7	COVER, CYLINDER HEAD L. SIDE ..	29	4	FLOAT SET	48	3
CLAMP, TUBE	71	15	COVER, KEY LOCK	79	5		50	3
	72	13	COVER, LOCK NUT	54	1	FLYWHEEL COMP.	39	1
CLIP, BUMPER SEAL	69	9	COVER, L. CRANKCASE	38	1	FORK ASSY., L. FR.	60	12
CLIP, FUEL HOSE	72	12	COVER, L. HANDLE LEVER	55	11	FORK ASSY., R. FR.	60	1
CLIP, HEADLIGHT	52	7	COVER, MUFFLER	73	5	FORK, L. GEARSHIFT	46	2
CLIP, KICK STARTER ARM	74	3	COVER, OIL FILTER	41	10	FORK, R. GEARSHIFT	46	1
CLIP, OIL DRAIN TUBE	72	2	COVER, SOCKET	52	3	FUEL UNIT	66	14
CLIP, PISTON PIN, 12MM	43	5	COVER, TAILLIGHT	79	3	FUSE B	82	23
CLIP, TUBE	48	24	COWL, L. SIDE	69	4		24	
	49	25	COWL, RR. CENTER	69	5	[G]		
	50	22	COWL, R. SIDE	69	3	GARNISH, L. FR.	85	3
		23	CRANKCASE COMP., L.	42	2	GARNISH, R. FR.	85	2
	66	15	CRANKCASE COMP., R.	42	1	GASKET B, HEAD COVER	41	1
	71	19	CRANKSHAFT COMP.	43	1	GASKET SET	48	1
	72	11	CUP SET, FUEL STRAINER	66	4		50	1
		15	CUSHION ASSY., RR.	78	1	GASKET, AIR FEED PIPE	72	7
CLIP, VALVE GUIDE	29	2	CUSHION, C.D.I. UNIT	83	1	GASKET, CYLINDER	33	2
CLIP, WIRE	79	13	CUSHION, FR. FUEL TANK	66	11	GASKET, CYLINDER HEAD	29	3
CLUTCH, ONE WAY	37	2	CYLINDER COMP.	33	1	GASKET, EX. PIPE	73	1
COCK ASSY., FUEL	66	2	CYLINDER SET, MASTER	56	13	GASKET, FLOAT CHAMBER	48	17
COIL ASSY., IGNITION	83	3	CYLINDER SUB ASSY., FR. BRAKE				50	16
COLLAR	40	4	MASTER	56	7	GASKET, HEAD COVER	28	2
	81	12	C.D.I. UNIT	83	2	GASKET, L. CRANKCASE COVER	38	3
	44	13	C.D.I. UNIT COMP., DIGITAL	83	2	GASKET, OIL FILTER COVER	41	9
COLLAR, 20MM	44	13	[D]			GASKET, OIL PUMP	41	3
COLLAR, AIR CLEANER	82	1	DAMPER SET, WHEEL	64	1	GASKET, R. CRANKCASE COVER	34	2
COLLAR, CAM CHAIN ROLLER	32	6	DIAPHRAGM	56	11	GAUGE, OIL LEVEL	34	3
COLLAR, CAM CHAIN TENSIONER ..	32	5	DISK, CLUTCH FRICTION	35	4	GEAR, COUNTERSHAFT FIRST	44	4
COLLAR, FR. AXLE DISTANCE	62	5		36	4	GEAR, COUNTERSHAFT FOURTH	44	10
COLLAR, FR. FENDER MOUNTING ..	59	8				GEAR, COUNTERSHAFT SECOND	44	6
COLLAR, FR. WHEEL SIDE	62	4				GEAR, COUNTERSHAFT THIRD	44	8
COLLAR, FUEL TANK MOUNT	66	9				GEAR, MAINSHAFT FOURTH	44	9
COLLAR, HEADLIGHT RR. COVER ..	85	5				GEAR, MAINSHAFT SECOND	44	5
COLLAR, KICK SPRING	47	5				GEAR, MAINSHAFT THIRD	44	7
COLLAR, LICENSE LIGHT	81	13	DISK, FR. BRAKE	62	12	GEAR, OIL PUMP DRIVEN	41	4
COLLAR, L. RR. WHEEL SIDE	64	5	DOWEL PIN, 10X14	42	10	GEAR, PRIMARY DRIVE	43	7
COLLAR, METER	72	9	DOWEL PIN, 8X10	28	4	GEAR, SPEEDOMETER	62	10
COLLAR, MUFFLER MOUNTING	73	7	DOWEL PIN, 8X14	34	9			
COLLAR, PRIMARY DRIVE GEAR	43	6		38	6			
COLLAR, RR. AXLE DISTANCE	64	7		41	14			
COLLAR, RR. BRAKE PANEL SIDE ..	63	2	DOWEL PIN, SPECIAL, 8X14	29	17			
COLLAR, RUBBER BUSH UPPER	78	4		33	3			
CORD ASSY., FR. STOP	56	2	DRIVER 1, PLUS SCREW	86	5			
COTTER, VALVE	30	11	DRIVER 3, MINUS SCREW	86	6			
COUNTERSHAFT	44	2	DRUM, GEARSHIFT	46	4			
			DUCT, AIR CLEANER	71	4			



PART NAME INDEX

Part name	Page	Ref.	Part name	Page	Ref.	Part name	Page	Ref.
GEAR, STARTER DRIVEN	37	1	KEY, WOODRUFF, 4MM	43	8	NUT, FLANGE, 12MM	39	4
GEAR, STARTER REDUCTION	37	4			9		62	14
GRIP COMP., THROTTLE	55	7	[L]			NUT, FLANGE, 14MM	77	12
GRIP, L. HANDLE	55	8				NUT, FLANGE, 5MM	63	11
GRIP, L. RR.	69	2	LABEL, AIR CLEANER ELEMENT				79	9
GRIP, R. RR.	69	1	NOTICE	87	4	NUT, FLANGE, 6MM	81	17
GROMMET A, RR. COVER	72	1	LABEL, DRIVE CAUTION	87	5		55	16
GROMMET, AIR CLEANER CASE	69	6	LABEL, DRIVE CHAIN	87	3		63	10
	79	14	LABEL, TIRE	87	1		66	18
GROMMET, RR. COVER	81	14	LENS	53	9		72	14
	67	5		81	2	NUT, HEX., 10MM	81	18
	85	7		81	2		54	6
GROMMET, SIDE COVER	67	6	LENS COMP., L.	80	6	NUT, HEX., 6MM	7	7
		7	LENS COMP., R.	80	2		56	20
	70	2	LEVER COMP., CLUTCH	34	4		77	14
GUIDE, CLUTCH OUTER	35	2	LEVER COMP., L. HANDLE	55	12		82	20
	36	2	LEVER SET, CHOKE	48	6	NUT, HEX., 7MM	29	15
GUIDE, FR. FENDER CABLE	59	4		50	6	NUT, HEX., 8MM	63	15
GUIDE, FR. FORK	60	6	LEVER, FUEL COCK	66	7		77	15
[H]			LEVER, R. STEERING HANDLE	56	14	NUT, SPECIAL FLANGE, 14MM	35	11
HARNES, WIRE	83	7	LIGHT ASSY., LICENSE	81	7		36	12
HEADLIGHT UNIT	52	2	LOCK ASSY., SEAT	68	7		41	11
HEAD COMP., CYLINDER	29	1	LOCK COMP., SEAT	68	8	NUT, SPECIAL, 5MM	79	9
HEAD, CAM CHAIN TENSIONER PUSH			[M]			NUT, SPECIAL, 6MM	59	12
ROD	32	9	MAINSHAFT	44	1		77	11
HEATER ONLY	48	11	MARK, BATTERY CAUTION	87	2	NUT, SPRING, 4MM	79	10
	50	10	MARK, HONDA	88	1	NUT, STEERING STEM	57	12
HOLDER A2, HANDLE PIPE UPPER	57	15			2	NUT, TAPPET ADJUSTING	30	14
HOLDER SUB ASSY., AIR CLEANER	71	8	MARK, L. WING	88	4	NUT, U, 10MM	76	7
HOLDER, MASTER CYLINDER	56	10	MARK, REFUEL CAUTION	87	6	NUT, U, 6MM	59	12
HOLDER, NEEDLE JET	48	18	MARK, R. WING	88	3		79	8
	50	17	MARK, SIDE COVER	88	5	[O]		
HORN COMP.	83	8	METER ASSY., COMBINATION	53	3	OIL SEAL, 14X22X5	42	11
HOSE COMP., FR. BRAKE	56	3	MIRROR COMP., L.	54	3	OIL SEAL, 16X28X7	34	10
HOSE, REED VALVE	72	5	MIRROR COMP., R.	54	2	OIL SEAL, 17X29X5	44	23
HOUSING, UPPER THROTTLE	55	9	MOTOR ASSY., STARTER	40	1	OIL SEAL, 21X37X7	62	15
[I]			MUFFLER COMP., EX.	73	3	OIL SEAL, 28X42X7	65	15
INDICATOR, RR. BRAKE	63	5	[N]			0-RING	40	8
INSULATOR, CARBURETOR	29	6	NEEDLE SET, JET	48	2		48	13
INSULATOR, INLET PIPE A	29	9		50	2		50	12
[J]			NUT-WASHER, 6MM	40	5		66	1
JET, MAIN, #102	49	27			6	0-RING, 10X1.5	53	13
	51	25	NUT B, BRAKE ROD ADJUSTING	74	18	0-RING, 13.8X2.5	38	7
JET, SLOW, #35	49	28	NUT, CLIP, 5MM	69	10	0-RING, 16.5X2.5	42	12
JET, SLOW, #38	51	26		85	11	0-RING, 18X3	34	12
JOINT B, BRAKE ARM	74	17	NUT, CLIP, 6MM	71	14	0-RING, 1.3X4.3	48	12
JOINT, DRIVE CHAIN	77	3		82	18		50	11
[K]			NUT, EXHAUST PIPE, 8MM	73	9	0-RING, 22X2.8	60	21
KEY SET	57	1	NUT, FLANGE CAP, 10MM	78	5	0-RING, 24.4X3.1	40	7
KEY, BLANK	57	5		64	11	0-RING, 27X2.0	29	18
			NUT, FLANGE, 10MM	73	11	0-RING, 31.7X2.4	38	8
				80	12	0-RING, 39.5X5	66	16
				84	7	0-RING, 51X2	65	16
						0-RING, 8.8X1.9	34	11

1

FOREWORD INDEX

2

ENGINE GROUP

3

FRAME GROUP

4

PART NUMBER INDEX

5

PART NAME INDEX

HONDA
The Power of Dreams



PARTS CATALOGUE NEWS

Honda Motor Co., Ltd.
Service Division Service Information Dept.

PARTS CATALOGUE - CORRECTED

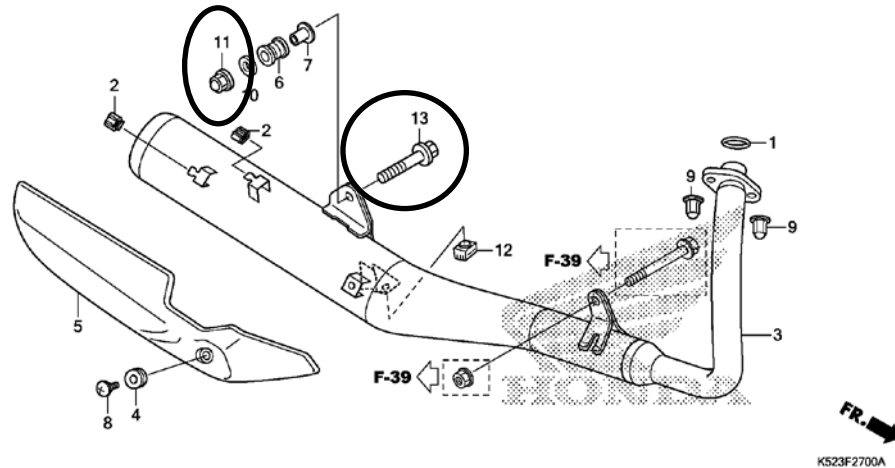
Printed in Japan

CODE NO.	13K52J01
PARTS CATALOGUE NEWS	CBF125S]CBF125SJ CBF125SK
NEWS NO.	001

Block No.	Ref. No.	Note	Part No.	Description	Reqd. QTY	Serial No.	Parts catalogue code
-----------	----------	------	----------	-------------	-----------	------------	----------------------

F-27 EXHAUST MUFFLER

ILLUSTRATION-CORRECTED



F-27	11	E	94050-10000	*PART NO. DELETION			
		A	90301-KVX-600	NUT, FLANGE CAP, 10MM.	1	1	

NOTE A:PART NO. CHANGE D:NEWLY PROVIDED E:PART NO. DELETION K:REQUIRED NO. CORRECTION L:APPLICATION SERIAL NO. CORRECTION
M:PART DESCRIPTION CORRECTION T:APPLICATION CORRECTION Z:REMARKS CHANGE