



CBF160M

CBF160M_H

PARTS CATALOGUE

1

FOREWORD INDEX

1

ENGINE GROUP

2

FRAME GROUP

3

PART NUMBER INDEX

4

PART NAME INDEX

5

Instruction for use of parts catalogue

- **This parts catalogue has been created as of June 10, 2016.**
 - Since this date, the sales practice for repair parts may have been changed or the parts may have been eliminated (listed for those not for sale).
 - The modified information is reflected on the latest Electronic Parts Catalogue (EPC). Also, refer to the parts catalogue news for any change.
 - See the parts catalogue news for any revision that is made after June 10, 2016.
- **Always specify the part number when ordering a part.**
 - Check the model, type, serial numbers, color, maker, and the size as needed before ordering a part.
 - Note that the illustrations (part drawings) can differ from the actual parts in shape. They are given just to help you to refer to the parts.
- **When modifications or additions to this parts catalogue are made, a revised edition will be issued at an appropriate time, with successively progressing revision numbers on the cover. We recommend obtaining such revisions in order to keep your parts catalogue up-to-date at all times. To check whether a parts catalogue revision has been issued, please contact your Honda distributor.**

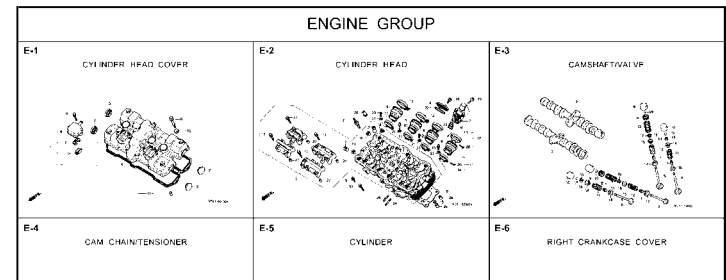
Initial version issue date
June 10, 2016
Honda Motor Co., Ltd.

CONTENTS

	Page
● Instruction for use of parts catalogue	1
● How to refer to the part information	2
● Part catalogue structure	3
● When the parts were revised.....	5
● Abbreviations used in the parts catalogue.....	5
● Part block and serial number check	6
● Color label attachment position check.....	6
● Models, parts catalogue codes and applicable serial numbers.....	7
● Color label	8
● Color chart.....	9
● Fuel hose, general purpose hoses and vinyl hose	15
● FLAT RATE SERVICE TIME	19
● Illustrated index	24
● ENGINE GROUP.....	32
● FRAME GROUP.....	53
● PART NO. INDEX.....	102
● PART NAME INDEX.....	106

How to refer to the part information

A Reference with "Illustrated index"

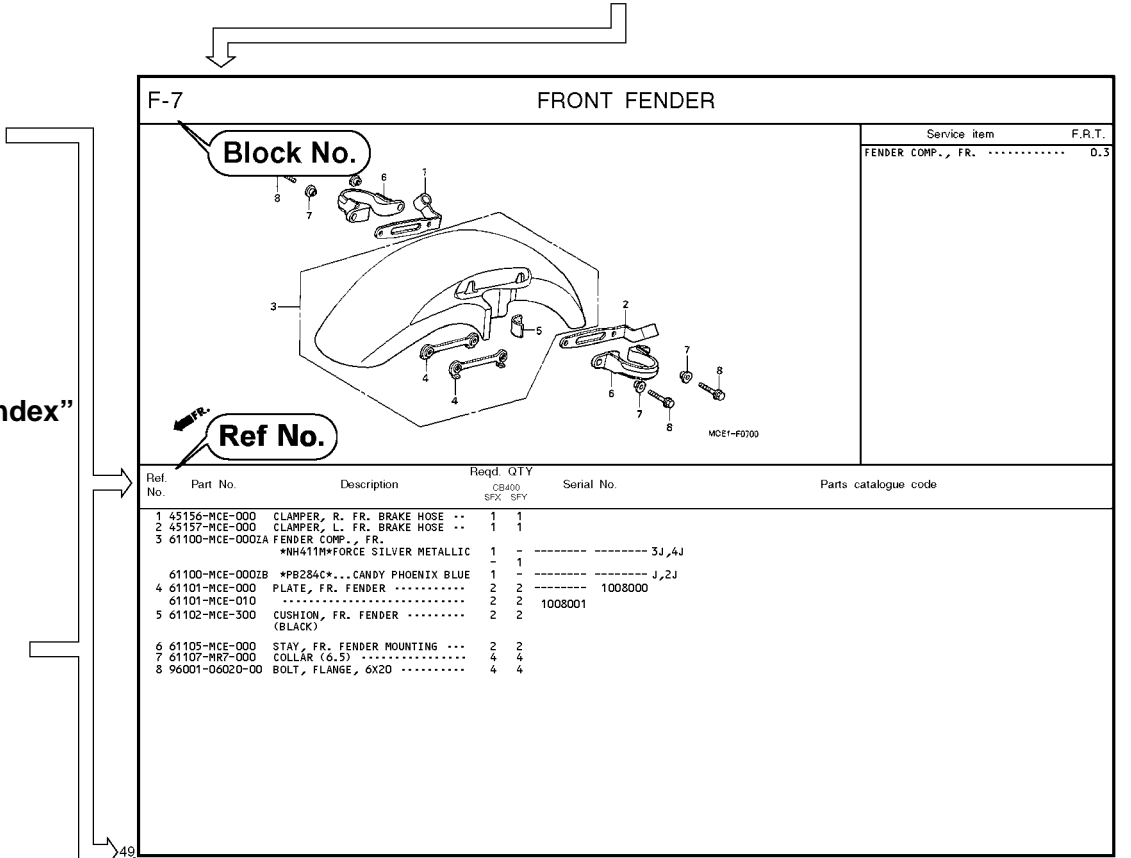


B Reference with "Part number index"

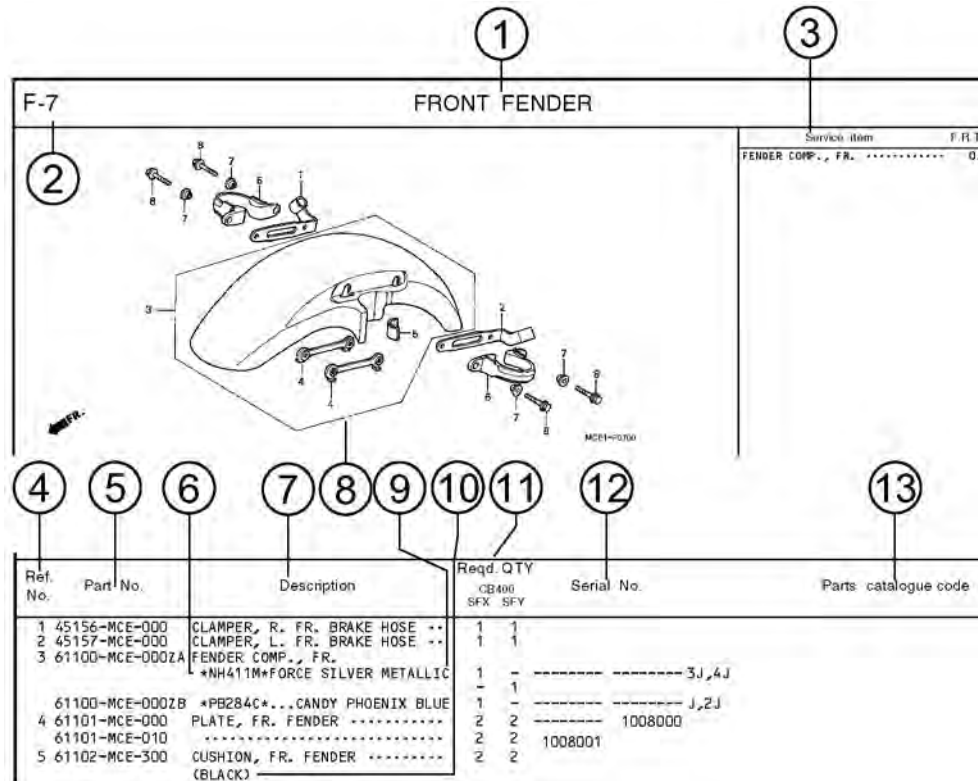
PART NO. INDEX			
Part Number	Page	Ref.	
04000			13323-MY9-751 28 10
			13324-MY9-751 28 10
04911-MCE-000	26	1	13325-MY9-751 28 10
			13327-MY9-751 28 10
06000			14000
06405-MY5-P00	67	3	14100-MCE-000 13 2
06405-MY5-P10	67	3	14200-MCE-000 13 3
06410-MY9-860	56	1	14321-MCE-000 16 2
06435-MCE-006	55	1	14401-MCE-003 16 3
06451-166-405	51	2	14510-MCE-000 16 4
06451-443-405	55	2	14520-MY9-691 16 5
06451-MA7-405	51	1	14524-MY9-690 16 6
06455-MCE-006	51	3	14546-MCE-000 16 7
			14620-MY9-691 16 8
			14711-MCE-000 13 4
11000			14712-MCE-000 13 5
11210-MCE-000	25	1	14721-MCE-000 13 6
11330-MCE-305	18	1	14722-MCE-000 13 7
11333-RT3-000	22	1	14730-MCE-000 13 8
11335-MCE-000	18	2	14731-MCE-000 13 9
11360-MCE-000	23	1	14731-MY9-751 13 10
11365-MCE-000	23	2	14751-MY2-000 13 11
11396-MY9-000	18	3	14751-MCE-000 13 12
11631-MCE-000	21	1	14761-MCE-000 13 13
11691-MY9-000	21	2	

C Reference with "Part name index"

PART NAME INDEX			
Part name	Page	Ref.	Pe
[A]			
ADJUSTER, CHAIN	67	5	BOLT, CHANGE
ARM COMP., GEAR CHANGE	64	3	BOLT, CLUTCH
ARM, L. MAIN STEP	65	8	BOLT, CONNECT
ARM, L. PILLION STEP	65	12	BOLT, DISK, 4
ARM, R. MAIN STEP	65	5	BOLT, DRAIN F
ARM, R. PILLION STEP	65	11	BOLT, FLANGE
AUTO COOK ASSY., FUEL	73	3	BOLT, FLANGE
AXLE, FR. WHEEL	52	5	BOLT, FLANGE
AXLE, RR. WHEEL	56	3	BOLT, FLANGE
[B]			
BAG, AIR PRESSURE GAUGE	77	4	BOLT, FLANGE
BAG, SERVICE BOOK	77	1	BOLT, FLANGE
BAG, TOOL	77	3	BOLT, FLANGE
BALL, STEEL	65	20	BOLT, FLANGE
BAND A, INSULATOR	11	11	BOLT, FLANGE
BAND B, INSULATOR	11	12	BOLT, FLANGE
BAND, AIR CLEANER CONNECTING TUBE	62	22	BOLT, FLANGE
BAND, U-LOCK	70	3	BOLT, FLANGE
BAND, WIRE	26	14	BOLT, FLANGE
	63	21	BOLT, FLANGE
	74	18	



Part catalogue structure



① Block title ② Block number

③ Service item/Flat rate time

④ Reference number

- Title number marked with the parenthesis or parentheses indicates that it continues from the previous page.

⑤ Part number ⑥ Honda color code

⑦ Description

⑧ Assemblies

- Sections framed with broken lines in the exploded view drawings are available as complete assemblies. (Their individual parts can also be obtained.)

⑨ Color description

⑩ Note

- Notes are shown with the parentheses in the part name column.

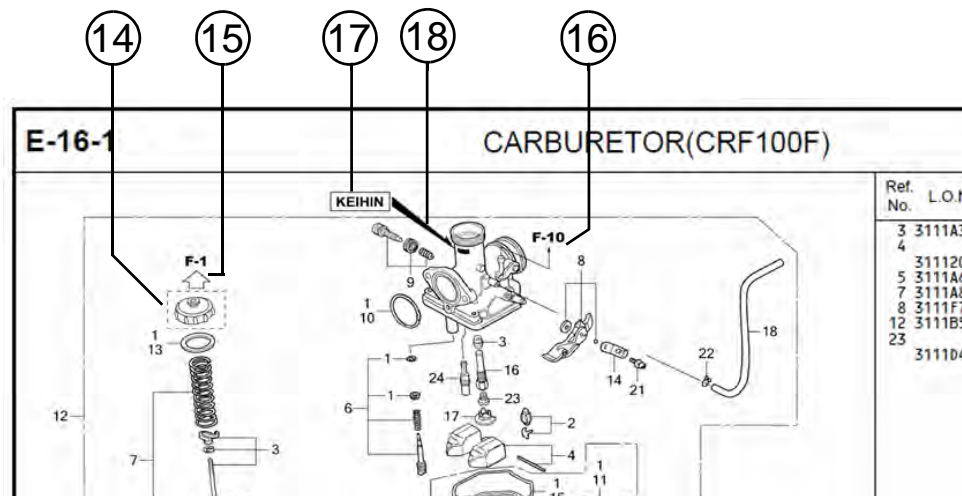
⑪ Required quantity

- Reqd. QTY shown in the parenthesis or parentheses indicates the optional part.
- Reqd. QTY marked with "N" indicates the optional part that should be selected as needed.
- Reqd. QTY indicates the number of the part used in the block.

⑫ Serial number

⑬ Parts catalogue code

- When the parts catalogue code column is blank, it indicates that the part is applicable to all codes.



⑭
 • Parts enclosed within a dotted line are covered in a different block.

⑮
 • A hollow arrow indicates the block No. for the parts enclosed within a dotted line .


⑯
 • A solid arrow indicates the block No. the part in question is connected to.

⑰ **Replacement Identification Information for Designated Part No.**

⑱ **Location of Replacement Identification Information for Designated Part No.**

- If an arrow mark is indicated in 18, the part is incompatible with a different part No.
- Make sure to order the part of the same manufacture, including the component part.
- To make an order, indicate the part No., which includes the symbol displayed on the applicable section of the part to be replaced.

When the parts were revised



Ref. No.	Part No.	Description	Reqd. QTY		Serial No.
			CB400 SFX	SFY	
1	45156-MCE-000	CLAMPER, R. FR. BRAKE HOSE ..	1	1	
2	45157-MCE-000	CLAMPER, L. FR. BRAKE HOSE ..	1	1	
3	61100-MCE-000ZA	FENDER COMP., FR. *NH411M*FORCE SILVER METALLIC	1	-	-----3J,4J
	61100-MCE-000ZB	*PB284C*...CANDY PHOENIX BLUE	1	-	-----J,2J
4	61101-MCE-000	PLATE, FR. FENDER (###).....	2	2	-----1008000
	61101-MCE-010	2	2	-----1008001
5	61102-MCE-300	CUSHION, FR. FENDER (BLACK)	2	2	
6	61105-MCE-000	STAY, FR. FENDER MOUNTING ...	2	2	
7	61107-MR7-000	COLLAR (6,5)	4	4	
8	96001-06020-00	BOLT, FLANGE, 6X20	4	4	


The number has been used from the initial model without revision.

When shown at the left side, it is applicable to the models of No.1008001 and the subsequent numbers.

When shown at the right side, it is applicable to the models up to No.1008000.

The parts listed with "###" at the end of the parts name have limited supply period (parts not for sale).

Abbreviations used in the parts catalogue

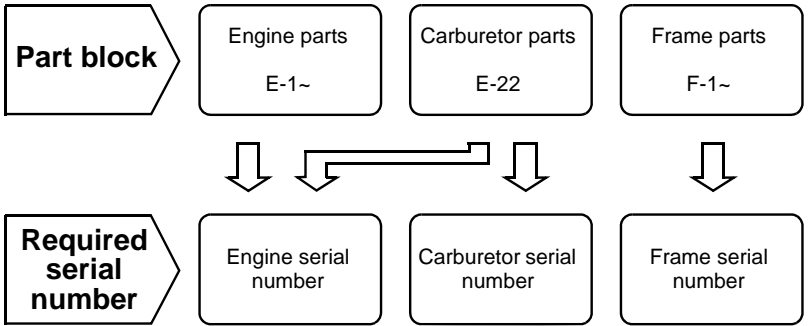


* "L." or "R." in the description of a part stands for the LEFT hand side or the RIGHT hand side. Determine the left or right as if you were in the motorcycle seat.

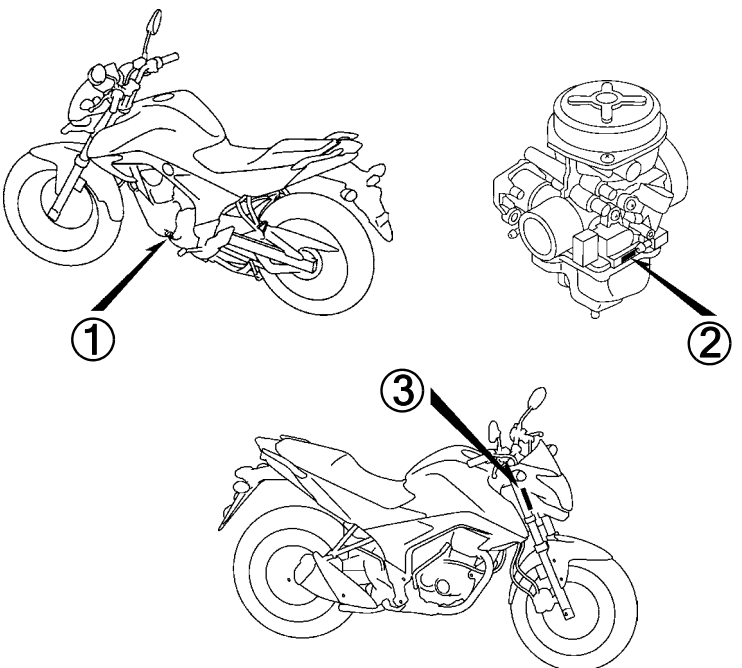
The following abbreviations are used in this parts catalogue.

A Ampere	L.Left
ABS Anti-lock brake system	L (100L) .Link (100 Links)
A.C. Alternating current	L.E.D.Light emitted diode
A.M. Attaching mark	MMMillimeter
ASSY. Assembly	MPHMiles per hour
C.D.I. Capacitive discharge ignition	R.Right
COMP. ... Complete	RR.Rear
D.C. Direct current	STD.Standard
EX. Exhaust	T (22T) ...Tooth (22 Teeth)
FR. Front	TCSTraction control system
G Gram	T.M.Transcript mark
HEX. Hexagonal	VVolt
IN. Inlet	WWatt
KPH Kilometers per hour	WLWith labelling
	WOLWithout labelling

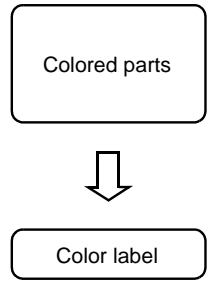
Part block and serial number check




Check point ① ② ③



Color label attachment position check



④



Models, parts catalogue codes and applicable serial numbers

Models, parts catalogue codes and applicable serial Nos. given in this parts catalogue can be identified as follows.

Parts with parts catalogue codes are exclusive for models destined for countries designated.

If no area codes are listed, parts are for common use.

Model	Parts catalogue code	Type	Applicable engine serial No.	Applicable frame serial No.	Applicable carburetor serial No.
CBF160MH	2CO	Colombia			AVK6BF A
	CO				
	LA	Latin America	KC23E-1000001~	ME4KC233*H8000001~	AVK6BD A
	MX	Mexico	KC23E-2000001~	ME4KC234*H8000001~	AVK6BF A

* Of carburetor/throttle body identification numbers, only the portions underlined in the example below are used for registration.

AVK6BF A KC ア

1

Color label

- When ordering parts, check the model name, main color, and code by observing the “COLOR LABEL” on the vehicle.
- When ordering a colored part, use the color chart in the instruction for use of parts catalogue.

VFR800FIW COLOR R-157 CODE R157		MODEL	VFR800FIW					
	No.	COLOR	Sparkling silver metallic	Mute black metallic	Applicable model		Applicable block No.	Re
		CODE	NH-295M	NH-359M	Initial applicable model	Final applicable model		
		Name of colored parts	Basic part No.	NH295	NH359			
	1							
	2							
	3							
	4							
	5							
	6							
	7							
	8							
	9							
	10							

Color chart

- When ordering a colored part, refer to the chart below and use a part number consisting of the relevant basic part number to which has been added a part color code.

CBF160M (CBF160MH).....2CO

No.	MODEL		CBF160MH							
	COLOR		Pearl nightstar black NH-A84P	Pearl amazing white NH-B63P	Sports red R-321	Neo orange metallic YR-302M	Applicable model		Applicable block No.	Ref. No.
	CODE		NHA84	NHB63	R321	YR302	Initial applicable model	Final applicable model		
	Name of colored parts	Basic part No.								
1	BRIDGE, FORK TOP	53230-K43-900	ZA	ZA	ZA	ZA			F-7	8
2	COVER ASSY., L. FUEL TANK	64425-K43-900	ZE	ZD	ZB	ZA			F-21-20	6
3	COVER ASSY., R. FUEL TANK	64415-K43-900	ZE	ZD	ZB	ZA			F-21-20	4
4	COVER SET, R. SIDE	83560-K43-C00	ZA	ZA	ZA	ZA			F-24	4
5	FENDER SET A, FR.	61000-K43-910	ZK	ZH	ZJ	ZF			F-10	1
6	FENDER SET A, RR.	80110-K43-900	ZA	ZA	ZA	ZA			F-34	5
7	FLANGE SUB ASSY., RR. DRIVEN	42615-K43-900	ZA	ZA	ZA	ZA			F-19-40	6
8	GARNISH SET, L. RR.	77280-K43-L00	ZA	ZA	ZA	ZA			F-23-10	8
9	GARNISH SET, R. RR.	77270-K43-L00	ZA	ZA	ZA	ZA			F-23-10	7
10	GARNISH, L. FR.	61306-K43-900	ZE	ZD	ZB	ZA			F-43	4
11	GARNISH, L. SHROUD	50251-K43-900	ZA	ZA	ZA	ZA			F-24	2
12	GARNISH, R. FR.	61305-K43-900	ZE	ZD	ZB	ZA			F-43	3
13	GARNISH, R. SHROUD	50241-K43-900	ZA	ZA	ZA	ZA			F-24	1
14	GRIP, L. RR.	50450-K43-900	ZA	ZA	ZA	ZA			F-23	2
15	GRIP, R. RR.	50400-K43-900	ZA	ZA	ZA	ZA			F-23	1
16	HOLDER, HANDLE UPPER	53131-KSP-B00	ZA	ZA	ZA	ZA			F-7	7
17	HOLDER, L. STEP	50710-K43-900	ZA	ZA	ZA	ZA			F-30	11
18	HOLDER, R. STEP	50610-K43-910	ZA	ZA	ZA	ZA			F-30	5
19	MARK	86611-K43-900	ZB	ZA	ZB	ZB			F-50	3
20	MARK, HET	86833-K55-600	ZA	ZA	ZA	ZA			F-50	5

CBF160M (CBF160MH).....2CO

No.	MODEL		CBF160MH							
	COLOR		Pearl nightstar black	Pearl amazing white	Sports red	Neo orange metallic	Applicable model		Applicable block No.	Ref. No.
	CODE		NH-A84P	NH-B63P	R-321	YR-302M				
	Name of colored parts	Basic part No.	NHA84	NHB63	R321	YR302	Initial applicable model	Final applicable model		
21	MARK, HONDA	86101-K43-900	ZA	ZA	ZA	ZA			F-50	1
22	MARK, HONDA	86102-K43-900	ZA	ZA	ZA	ZA			F-50	2
23	MARK, RR. GARNISH	86773-K43-L00	ZA	ZA	ZA	ZA			F-50	4
24	MIRROR COMP., L.	88220-K38-901	ZC	ZC	ZC	ZC			F-3	3
25	MIRROR COMP., R.	88210-K38-901	ZC	ZC	ZC	ZC			F-3	2
26	PIPE, STEERING HANDLE	53100-K43-900	ZA	ZA	ZA	ZA			F-7	6
27	SWINGARM SUB ASSY., RR.	52200-K43-910	ZA	ZA	ZA	ZA			F-32	10
28	VISOR SET, FR.	61300-K43-900	ZA	ZA	ZA	ZA			F-43	1
29	WHEEL SUB ASSY., FR.	44650-K43-900	ZA	ZA	ZA	ZA			F-14-40	6
30	WHEEL SUB ASSY., RR.	42650-K43-910	ZA	ZA	ZA	ZA			F-19-40	9

CBF160M (CBF160MH).....CO

No.	MODEL		CBF160MH							
	COLOR		Pearl nightstar black NH-A84P	Pearl amazing white NH-B63P	Sports red R-321	Neo orange metallic YR-302M	Applicable model		Applicable block No.	Ref. No.
	CODE		NHA84	NHB63	R321	YR302	Initial applicable model	Final applicable model		
	Name of colored parts	Basic part No.								
1	BRIDGE, FORK TOP	53230-K43-900	ZA	ZA	ZA	ZA			F-7	8
2	COVER ASSY., L. FUEL TANK	64425-K43-900	ZE	ZD	ZB	ZA			F-21-20	6
3	COVER ASSY., R. FUEL TANK	64415-K43-900	ZE	ZD	ZB	ZA			F-21-20	4
4	COVER SET, R. SIDE	83560-K43-C00	ZA	ZA	ZA	ZA			F-24	4
5	FENDER A, FR.	61111-K43-900	ZE	ZD	ZB	ZA			F-10	4
6	FENDER SET A, RR.	80110-K43-900	ZA	ZA	ZA	ZA			F-34	5
7	FLANGE SUB ASSY., RR. DRIVEN	42615-K43-900	ZA	ZA	ZA	ZA			F-19-30	5
8	GARNISH SET, L. RR.	77280-K43-L00	ZA	ZA	ZA	ZA			F-23-10	8
9	GARNISH SET, R. RR.	77270-K43-L00	ZA	ZA	ZA	ZA			F-23-10	7
10	GARNISH, L. FR.	61306-K43-900	ZE	ZD	ZB	ZA			F-43	4
11	GARNISH, L. SHROUD	50251-K43-900	ZA	ZA	ZA	ZA			F-24	2
12	GARNISH, R. FR.	61305-K43-900	ZE	ZD	ZB	ZA			F-43	3
13	GARNISH, R. SHROUD	50241-K43-900	ZA	ZA	ZA	ZA			F-24	1
14	GRIP, L. RR.	50450-K43-900	ZA	ZA	ZA	ZA			F-23	2
15	GRIP, R. RR.	50400-K43-900	ZA	ZA	ZA	ZA			F-23	1
16	HOLDER, HANDLE UPPER	53131-KSP-B00	ZA	ZA	ZA	ZA			F-7	7
17	HOLDER, L. STEP	50710-K43-900	ZA	ZA	ZA	ZA			F-30	11
18	HOLDER, R. STEP	50610-K43-900	ZA	ZA	ZA	ZA			F-30	4
19	MARK, HET	86833-K55-600	ZA	ZA	ZA	ZA			F-50	5
20	MARK, HONDA	86101-K43-900	ZA	ZA	ZA	ZA			F-50	1
21	MARK, HONDA	86102-K43-900	ZA	ZA	ZA	ZA			F-50	2
22	MARK, RR. GARNISH	86773-K43-L00	ZA	ZA	ZA	ZA			F-50	4
23	MIRROR COMP., L.	88220-K38-901	ZC	ZC	ZC	ZC			F-3	3
24	MIRROR COMP., R.	88210-K38-901	ZC	ZC	ZC	ZC			F-3	2
25	PANEL COMP., RR. BRAKE	43100-K43-900	ZA	ZA	ZA	ZA			F-18	2



CBF160M (CBF160MH).....CO

No.	MODEL		CBF160MH							
	COLOR		Pearl nightstar black	Pearl amazing white	Sports red	Neo orange metallic	Applicable model		Applicable block No.	Ref. No.
	CODE		NH-A84P	NH-B63P	R-321	YR-302M				
	Name of colored parts	Basic part No.	NHA84	NHB63	R321	YR302	Initial applicable model	Final applicable model		
26	PIPE, STEERING HANDLE	53100-K43-900	ZA	ZA	ZA	ZA			F-7	6
27	SWINGARM SUB ASSY., RR.	52200-K43-900	ZA	ZA	ZA	ZA			F-32	10
28	VISOR SET, FR.	61300-K43-900	ZA	ZA	ZA	ZA			F-43	1
29	WHEEL SUB ASSY., FR.	44650-K43-900	ZA	ZA	ZA	ZA			F-14-40	6
30	WHEEL SUB ASSY., RR.	42650-K43-900	ZA	ZA	ZA	ZA			F-19-30	8

CBF160M (CBF160MH).....LA,MX

No.	MODEL		CBF160MH							
	COLOR		Pearl nightstar black	Pearl amazing white	Sports red	Neo orange metallic	Applicable model		Applicable block No.	Ref. No.
	CODE		NH-A84P	NH-B63P	R-321	YR-302M	Initial applicable model	Final applicable model		
	Name of colored parts	Basic part No.	NHA84	NHB63	R321	YR302				
1	BRIDGE, FORK TOP	53230-K43-900	ZA	ZA	ZA	ZA			F-7	8
2	COVER ASSY., L. FUEL TANK	64425-K43-900	ZE	ZD	ZB	ZA			F-21-20	6
3	COVER ASSY., R. FUEL TANK	64415-K43-900	ZE	ZD	ZB	ZA			F-21-20	4
4	COVER SET, R. SIDE	83560-K43-C00	ZA	ZA	ZA	ZA			F-24	4
5	FENDER A, FR.	61111-K43-900	ZE	ZD	ZB	ZA			F-10	4
6	FENDER SET A, RR.	80110-K43-900	ZA	ZA	ZA	ZA			F-34	5
7	FLANGE SUB ASSY., RR. DRIVEN	42615-K43-900	ZA	ZA	ZA	ZA			F-19-30	5
8	GARNISH SET, L. RR.	77280-K43-L00	ZA	ZA	ZA	ZA			F-23-10	8
9	GARNISH SET, R. RR.	77270-K43-L00	ZA	ZA	ZA	ZA			F-23-10	7
10	GARNISH, L. FR.	61306-K43-900	ZE	ZD	ZB	ZA			F-43	4
11	GARNISH, L. SHROUD	50251-K43-900	ZA	ZA	ZA	ZA			F-24	2
12	GARNISH, R. FR.	61305-K43-900	ZE	ZD	ZB	ZA			F-43	3
13	GARNISH, R. SHROUD	50241-K43-900	ZA	ZA	ZA	ZA			F-24	1
14	GRIP, L. RR.	50450-K43-900	ZA	ZA	ZA	ZA			F-23	2
15	GRIP, R. RR.	50400-K43-900	ZA	ZA	ZA	ZA			F-23	1
16	HOLDER, HANDLE UPPER	53131-KSP-B00	ZA	ZA	ZA	ZA			F-7	7
17	HOLDER, L. STEP	50710-K43-900	ZA	ZA	ZA	ZA			F-30	11
18	HOLDER, R. STEP	50610-K43-900	ZA	ZA	ZA	ZA			F-30	4
19	MARK, HET	86833-K55-600	ZA	ZA	ZA	ZA			F-50	5
20	MARK, HONDA	86101-K43-900	ZA	ZA	ZA	ZA			F-50	1
21	MARK, HONDA	86102-K43-900	ZA	ZA	ZA	ZA			F-50	2
22	MARK, RR. GARNISH	86773-K43-L00	ZA	ZA	ZA	ZA			F-50	4
23	MIRROR COMP., L.	88220-K38-901	ZC	ZC	ZC	ZC			F-3	3
24	MIRROR COMP., R.	88210-K38-901	ZC	ZC	ZC	ZC			F-3	2
25	PANEL COMP., RR. BRAKE	43100-K43-900	ZA	ZA	ZA	ZA			F-18	2



CBF160M (CBF160MH).....LA,MX

No.	MODEL		CBF160MH							
	COLOR		Pearl nightstar black	Pearl amazing white	Sports red	Neo orange metallic	Applicable model		Applicable block No.	Ref. No.
	CODE		NH-A84P	NH-B63P	R-321	YR-302M				
	Name of colored parts	Basic part No.	NHA84	NHB63	R321	YR302	Initial applicable model	Final applicable model		
26	PIPE, STEERING HANDLE	53100-K43-900	ZA	ZA	ZA	ZA			F-7	6
27	SWINGARM SUB ASSY., RR.	52200-K43-900	ZA	ZA	ZA	ZA			F-32	10
28	VISOR SET, FR.	61300-K43-900	ZA	ZA	ZA	ZA			F-43	1
29	WHEEL SUB ASSY., FR.	44650-K43-900	ZA	ZA	ZA	ZA			F-14-40	6
30	WHEEL SUB ASSY., RR.	42650-K43-900	ZA	ZA	ZA	ZA			F-19-30	8

Fuel hose, general purpose hoses and vinyl hose

- The standard part fuel hose, general purpose hose and vinyl hose may be substituted by the coiled bulk part.
- When ordering the standard part fuel hose, general purpose hose and vinyl hose use the bulk part number written in the parts catalogue in brackets () underneath the part name, or use the catalogue below.
(The bulk part standard length is 1 m, however, those displayed in the catalogue < > are available in 3 m and 8 m lengths.)
- When exchanging the hose, cut and use at the specified length as mentioned in the part name.
(For the method of cutting the bulk part, and method of filling out orders etc., please refer to the service manual and the instructions issued with the bulk part.)
- The list below is a catalogue of the standard part numbers and bulk part numbers. Note that those numbers are applicable to the listed replacement parts only.

Fuel hoses/Tubes			
Standard part No.	Bulk part No.	Bulk part	
		Inner diameter (mm)	Length (m)
95001-30xxx-2x	95001-30001-20M	3.0	1
95001-30xxx-3x	95001-30001-30M	3.0	1
95001-30xxx-4x	95001-30001-40M	3.0	1
95001-35xxx-2x	95001-35001-50M <95001-35003-50M>	3.5	1 3
95001-35xxx-3x	95001-35001-60M <95001-35003-60M>	3.5	1 3
95001-35xxx-4x	95001-35001-60M <95001-35003-60M>	3.5	1 3
95001-35xxx-5x	95001-35001-50M <95001-35003-50M>	3.5	1 3
95001-35xxx-6x	95001-35001-60M <95001-35003-60M>	3.5	1 3
95001-45xxx-2x	95001-45001-50M <95001-45003-50M>	4.5	1 3
95001-45xxx-3x	95001-45001-60M <95001-45003-60M> <95001-45008-60M>	4.5	1 3 8
95001-45xxx-4x	95001-45001-60M <95001-45003-60M> <95001-45008-60M>	4.5	1 3 8
95001-45xxx-5x	95001-45001-50M <95001-45003-50M>	4.5	1 3
95001-45xxx-6x	95001-45001-60M <95001-45003-60M> <95001-45008-60M>	4.5	1 3 8
95001-55xxx-2x	95001-55001-50M <95001-55003-50M> <95001-55008-50M>	5.5	1 3 8

Fuel hoses/Tubes			
Standard part No.	Bulk part No.	Bulk part	
		Inner diameter (mm)	Length (m)
95001-55xxx-3x	95001-55001-60M <95001-55003-60M> <95001-55008-60M>	5.5	1 3 8
95001-55xxx-4x	95001-55001-60M <95001-55003-60M> <95001-55008-60M>	5.5	1 3 8
95001-55xxx-5x	95001-55001-50M <95001-55003-50M> <95001-55008-50M>	5.5	1 3 8
95001-55xxx-6x	95001-55001-60M <95001-55003-60M> <95001-55008-60M>	5.5	1 3 8
95001-75xxx-2x	95001-75001-50M <95001-75003-50M>	7.5	1 3
95001-75xxx-3x	95001-75001-60M <95001-75003-60M> <95001-75008-60M>	7.5	1 3 8
95001-75xxx-4x	95001-75001-60M <95001-75003-60M> <95001-75008-60M>	7.5	1 3 8
95001-75xxx-5x	95001-75001-50M <95001-75003-50M>	7.5	1 3
95001-75xxx-6x	95001-75001-60M <95001-75003-60M> <95001-75008-60M>	7.5	1 3 8
95001-80xxx-2x	95001-80001-50M	8.0	1
95001-80xxx-3x	95001-80001-60M	8.0	1
95001-80xxx-4x	95001-80001-60M	8.0	1
95001-80xxx-5x	95001-80001-50M	8.0	1
95001-80xxx-6x	95001-80001-60M	8.0	1

Vinyl tube				
Standard part No.	Bulk part No.	Bulk part		
		Inner dia- meter (mm)	Outer dia-meter (mm)	Length (m)
95003-01xxx-3x	95003-01001-60M <95003-01003-60M>	2.9	6.8	1 3
95003-01xxx-60	95003-01001-60M <95003-01003-60M>	2.9	6.8	1 3
95003-03xxx-3x	95003-03001-60M <95003-03003-60M>	3.0	6.0	1 3
95003-03xxx-60	95003-03001-60M <95003-03003-60M>	3.0	6.0	1 3
95003-05xxx-3x	95003-05001-60M <95003-05003-60M> <95003-05008-60M>	3.5	6.5	1 3 8
95003-05xxx-60	95003-05001-60M <95003-05003-60M> <95003-05008-60M>	3.5	6.5	1 3 8
95003-07xxx-1x	95003-07001-10M <95003-07003-10M> <95003-07008-10M>	4.0	7.0	1 3 8
95003-07xxx-20	95003-07001-10M <95003-07003-10M> <95003-07008-10M>	4.0	7.0	1 3 8
95003-07xxx-3x	95003-07001-60M <95003-07003-60M> <95003-07008-60M>	4.0	7.0	1 3 8
95003-07xxx-60	95003-07001-60M <95003-07003-60M> <95003-07008-60M>	4.0	7.0	1 3 8
95003-07xxx-7x	95003-07001-70M <95003-07003-70M> <95003-07008-70M>	4.0	7.0	1 3 8
95003-08xxx-1x	95003-08001-10M <95003-08003-10M> <95003-08008-10M>	4.5	6.5	1 3 8
95003-09xxx-3x	95003-09001-60M <95003-09003-60M>	4.5	8.0	1 3
95003-09xxx-60	95003-09001-60M <95003-09003-60M>	4.5	8.0	1 3
95003-10xxx-1x	95003-10001-10M <95003-10003-10M>	5.0	8.0	1 3
95003-10xxx-20	95003-10001-10M <95003-10003-10M>	5.0	8.0	1 3
95003-10xxx-3x	95003-10001-60M <95003-10003-60M>	5.0	8.0	1 3
95003-10xxx-60	95003-10001-60M <95003-10003-60M>	5.0	8.0	1 3
95003-11xxx-3x	95003-11001-60M <95003-11003-60M> <95003-11008-60M>	5.0	9.0	1 3 8
95003-11xxx-60	95003-11001-60M <95003-11003-60M> <95003-11008-60M>	5.0	9.0	1 3 8
95003-12xxx-1x	95003-12001-10M <95003-12003-10M> <95003-12008-10M>	5.0	7.0	1 3 8
95003-12xxx-20	95003-12001-10M <95003-12003-10M> <95003-12008-10M>	5.0	7.0	1 3 8

Vinyl tube				
Standard part No.	Bulk part No.	Bulk part		
		Inner dia- meter (mm)	Outer dia-meter (mm)	Length (m)
95003-14xxx-1x	95003-14001-10M <95003-14003-10M>	6.0	9.0	1 3
95003-14xxx-20	95003-14001-10M <95003-14003-10M>	6.0	9.0	1 3
95003-14xxx-3x	95003-14001-60M <95003-14003-60M>	6.0	9.0	1 3
95003-17xxx-1x	95003-17001-10M <95003-17003-10M>	7.0	9.0	1 3
95003-19xxx-1x	95003-19001-10M <95003-19003-10M> <95003-19008-10M>	7.0	11.0	1 3 8
95003-19xxx-20	95003-19001-10M <95003-19003-10M> <95003-19008-10M>	7.0	11.0	1 3 8
95003-19xxx-3x	95003-19001-60M <95003-19003-60M> <95003-19008-60M>	7.0	11.0	1 3 8
95003-19xxx-60	95003-19001-60M <95003-19003-60M> <95003-19008-60M>	7.0	11.0	1 3 8
95003-21xxx-1x	95003-21001-10M <95003-21003-10M>	8.0	9.0	1 3
95003-21xxx-20	95003-21001-10M <95003-21003-10M>	8.0	9.0	1 3
95003-23xxx-1x	95003-23001-10M <95003-23003-10M>	8.0	12.0	1 3
95003-23xxx-20	95003-23001-10M <95003-23003-10M>	8.0	12.0	1 3
95003-23xxx-3x	95003-23001-60M <95003-23003-60M> <95003-23008-60M>	8.0	12.0	1 3 8
95003-23xxx-60	95003-23001-60M <95003-23003-60M> <95003-23008-60M>	8.0	12.0	1 3 8
95003-25xxx-1x	95003-25001-10M <95003-25003-10M>	9.0	11.0	1 3
95003-25xxx-20	95003-25001-10M <95003-25003-10M>	9.0	11.0	1 3
95003-25xxx-3x	95003-25001-60M <95003-25003-60M>	9.0	11.0	1 3
95003-25xxx-7x	95003-25001-70M <95003-25003-70M>	9.0	11.0	1 3
95003-27xxx-1x	95003-27001-10M <95003-27003-10M>	9.0	13.0	1 3
95003-27xxx-20	95003-27001-10M <95003-27003-10M>	9.0	13.0	1 3
95003-27xxx-3x	95003-27001-60M <95003-27003-60M>	9.0	13.0	1 3
95003-27xxx-60	95003-27001-60M <95003-27003-60M>	9.0	13.0	1 3
95003-33xxx-1x	95003-33001-10M <95003-33003-10M>	10.0	14.0	1 3
95003-33xxx-20	95003-33001-10M <95003-33003-10M>	10.0	14.0	1 3

Vinyl tube				
Standard part No.	Bulk part No.	Bulk part		
		Inner dia- meter (mm)	Outer dia-meter (mm)	Length (m)
95003-36xxx-1x	95003-36001-10M <95003-36003-10M> <95003-36008-10M>	11.0	13.0	1 3 8
95003-36xxx-20	95003-36001-10M <95003-36003-10M> <95003-36008-10M>	11.0	13.0	1 3 8
95003-37xxx-3x	95003-37001-60M <95003-37003-60M>	11.0	15.0	1 3
95003-37xxx-60	95003-37001-60M <95003-37003-60M>	11.0	15.0	1 3
95003-38xxx-1x	95003-38001-10M <95003-38003-10M>	12.0	13.0	1 3
95003-38xxx-20	95003-38001-10M <95003-38003-10M>	12.0	13.0	1 3
95003-39xxx-1x	95003-39001-10M <95003-39003-10M>	12.0	14.0	1 3
95003-39xxx-20	95003-39001-10M <95003-39003-10M>	12.0	14.0	1 3
95003-40xxx-20	95003-40001-10M <95003-40003-10M>	12.0	16.0	1 3
95003-40xxx-3x	95003-40001-60M <95003-40003-60M>	12.0	16.0	1 3
95003-40xxx-60	95003-40001-60M <95003-40003-60M>	12.0	16.0	1 3
95003-43xxx-1x	95003-43001-10M <95003-43003-10M> <95003-43008-10M>	13.0	15.0	1 3 8
95003-43xxx-20	95003-43001-10M <95003-43003-10M> <95003-43008-10M>	13.0	15.0	1 3 8
95003-45xxx-1x	95003-45001-10M <95003-45003-10M> <95003-45008-10M>	14.0	18.0	1 3 8
95003-45xxx-20	95003-45001-10M <95003-45003-10M> <95003-45008-10M>	14.0	18.0	1 3 8
95003-50xxx-1x	95003-50001-10M <95003-50003-10M>	16.0	19.0	1 3
95003-50xxx-20	95003-50001-10M <95003-50003-10M>	16.0	19.0	1 3
95003-50xxx-3x	95003-50001-60M <95003-50003-60M>	16.0	19.0	1 3
95003-55xxx-1x	95003-55001-10M <95003-55003-10M>	17.5	20.5	1 3
95003-55xxx-20	95003-55001-10M <95003-55003-10M>	17.5	20.5	1 3
95003-60xxx-1x	95003-60001-10M <95003-60003-10M>	22.0	27.0	1 3
95003-60xxx-20	95003-60001-10M <95003-60003-10M>	22.0	27.0	1 3
95003-60xxx-3x	95003-60001-60M <95003-60003-60M>	22.0	27.0	1 3
95003-60xxx-60	95003-60001-60M <95003-60003-60M>	22.0	27.0	1 3

General purpose hoses			
Standard part No.	Bulk part No.	Bulk part	
		Inner diameter (mm)	Length (m)
95005-11xxx-3x	95005-11001-30M	11.0	1
95005-11xxx-5x	95005-11001-50M	11.0	1
95005-12xxx-1x	95005-12001-10M <95005-12003-10M>	12.0	1 3
95005-12xxx-2x	95005-12001-20M	12.0	1
95005-12xxx-3x	95005-12001-30M	12.0	1
95005-12xxx-5x	95005-12001-50M	12.0	1
95005-14xxx-1x	95005-14001-10M	14.0	1
95005-14xxx-2x	95005-14001-20M <95005-14003-20M>	14.0	1 3
95005-14xxx-3x	95005-14001-30M	14.0	1
95005-14xxx-5x	95005-14001-50M	14.0	1
95005-17xxx-1x	95005-17001-10M	17.0	1
95005-17xxx-2x	95005-17001-20M	17.0	1
95005-17xxx-3x	95005-17001-30M	17.0	1
95005-17xxx-5x	95005-17001-50M	17.0	1
95005-30xxx-3x	95005-30001-30M	3.0	1
95005-30xxx-5x	95005-30001-50M	3.0	1
95005-35xxx-1x	95005-35001-10M <95005-35003-10M> <95005-35008-10M>	3.5	1 3 8
95005-35xxx-2x	95005-35001-20M	3.5	1
95005-35xxx-3x	95005-35001-30M	3.5	1
95005-35xxx-4x	95005-35001-10M <95005-35003-10M> <95005-35008-10M>	3.5	1 3 8
95005-35xxx-5x	95005-35001-50M	3.5	1
95005-45xxx-1x	95005-45001-10M <95005-45003-10M> <95005-45008-10M>	4.5	1 3 8
95005-45xxx-2x	95005-45001-20M	4.5	1
95005-45xxx-3x	95005-45001-30M	4.5	1

General purpose hoses			
Standard part No.	Bulk part No.	Bulk part	
		Inner diameter (mm)	Length (m)
95005-45xxx-4x	95005-45001-10M <95005-45003-10M> <95005-45008-10M>	4.5	1 3 8
95005-45xxx-5x	95005-45001-50M	4.5	1
95005-50xxx-3x	95005-50001-30M <95005-50003-30M>	5.0	1 3
95005-50xxx-5x	95005-50001-50M	5.0	1
95005-55xxx-1x	95005-55001-10M <95005-55003-10M> <95005-55008-10M>	5.3	1 3 8
95005-55xxx-2x	95005-55001-20M <95005-55003-20M>	5.3	1 3
95005-55xxx-4x	95005-55001-10M <95005-55003-10M> <95005-55008-10M>	5.3	1 3 8
95005-65xxx-1x	95005-65001-10M <95005-65003-10M>	6.5	1 3
95005-65xxx-2x	95005-65001-20M	6.5	1
95005-70xxx-3x	95005-70001-30M <95005-70003-30M>	7.0	1 3
95005-70xxx-5x	95005-70001-50M	7.0	1
95005-75xxx-1x	95005-75001-10M <95005-75003-10M>	7.3	1 3
95005-75xxx-2x	95005-75001-20M	7.3	1
95005-80xxx-1x	95005-80001-10M <95005-80003-10M>	8.0	1 3
95005-80xxx-2x	95005-80001-20M	8.0	1
95005-80xxx-3x	95005-80001-30M	8.0	1
95005-80xxx-5x	95005-80001-50M	8.0	1
95005-91xxx-3x	95005-91001-30M	12.0	1
95005-91xxx-5x	95005-91001-50M	12.0	1
95005-92xxx-3x	95005-92001-30M	12.0	1
95005-92xxx-5x	95005-92001-50M	12.0	1

NOTE: X is displayed to represent the omitted numerals and letters of the roman alphabet.

⊙ **CAUTION: It is DANGEROUS to confuse the fuel hose with the general purpose hose or vinyl hose.**

Never use a general purpose hose or vinyl hose in place of a fuel hose or vice versa. Always use the correct bulk part in the parts catalogue, according to the service manual or the instructions issued with the bulk part.

• Bulk part number of fuel hose, general purpose hose and vinyl hose.

(Example)

95001-75001-50M

Bulk part number: Refers to the bulk part.

Marking code (hose type): (fuel hose and general purpose hose)

Change code (for added hose): (Vinyl hose)

- Indicates number mark or change sequence, however, the code for the bulk part must be strictly 0 (zero).

Types of code:

- Fuel hose
 - 2: Red outside braid (3 mm inside dia. only)
 - 5: Black inside braid
 - 3: Red (3 mm inside dia. only)
 - 4: Ash gray with red stripe (3 mm inside dia. only)
 - 6: Black
- Vinyl hose
 - 1: Clear
 - 2: Black
 - 3: Light red
 - 6: Light red
 - 7: Pale black
- General hose
 - 1: Ash gray
 - 2: Ash gray
 - 3: Black
 - 5: Black

Lengths: 001: 1 m (standard)
003: 3 m
008: 8 m

I.D code: (fuel hose and general purpose hose)

- 30: 3.0 mm
- 35: 3.5 mm
- 45: 4.5 mm
- 50: 5.0 mm
- 55: 5.3 mm, 5.5 mm
- 65: 6.5 mm
- 70: 7.0 mm
- 75: 7.3 mm, 7.5 mm
- 80: 8.0 mm
- 11: 11 mm
- 91: 12 mm (outside dia. 15) mm
- 92: 12 mm (outside dia. 16) mm
- 12: 12 mm (outside dia. 17) mm
- 14: 14 mm
- 17: 17 mm

ID./OD. code: (vinyl hose)

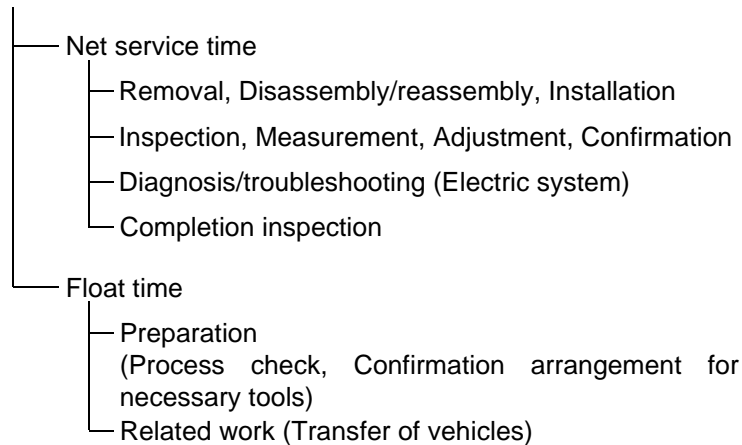
- 01: ID. 2.9, OD. 6.8 mm
- 03: ID. 3.0, OD. 6.0 mm
- 05: ID. 3.5, OD. 6.5 mm
- 07: ID. 4.0, OD. 7.0 mm
- 08: ID. 4.5, OD. 6.5 mm
- 09: ID. 4.5, OD. 8.0 mm
- 12: ID. 5.0, OD. 7.0 mm
- 10: ID. 5.0, OD. 8.0 mm
- 11: ID. 5.0, OD. 9.0 mm
- 14: ID. 6.0, OD. 9.0 mm
- 17: ID. 7.0, OD. 9.0 mm
- 19: ID. 7.0, OD. 11.0 mm
- 21: ID. 8.0, OD. 9.0 mm
- 23: ID. 8.0, OD. 12.0 mm
- 25: ID. 9.0, OD. 11.0 mm
- 27: ID. 9.0, OD. 13.0 mm
- 33: ID. 10.0, OD. 14.0 mm
- 36: ID. 11.0, OD. 13.0 mm
- 37: ID. 11.0, OD. 15.0 mm
- 38: ID. 12.0, OD. 13.0 mm
- 39: ID. 12.0, OD. 14.0 mm
- 40: ID. 12.0, OD. 16.0 mm
- 43: ID. 13.0, OD. 15.0 mm
- 45: ID. 14.0, OD. 18.0 mm
- 50: ID. 16.0, OD. 19.0 mm
- 55: ID. 17.5, OD. 20.5 mm
- 60: ID. 22.0, OD. 27.0 mm

Hose type: 1: Fuel hose
3: Vinyl hose
5: General hose

FLAT RATE SERVICE TIME

Flat rate service time (FRT) means the standard time required to service a MC, which is listed in this manual to help the dealers control the actual working process and calculate the service charge by using it as a guide.

FRT setting system



* Float time is set by multiplying the net service time by a given coefficient.

Editorial style

The service items shown in the text are listed with the exchange work time for the repair sales parts as the subject. Other representative service items not using repair parts (removal/installation, adjustment, inspection/measuring, and other work) are listed collectively in the list in the preface, classified according to the work.

FRT setting standard

- Decimal system (in unit of 0.1) is adopted to set FRT as it is convenient to calculate the wage.
Example: (0.1) → 6 minutes, (0.2) → 12 minutes
[Labor cost per hour] x [FRT] = [Wage]
- FRT is set with a hand tool.
- Service items and FRT can be subject to change depending on development of tools and service equipment and improvement in service procedure.

Work procedure

- As the work procedure is set with the work time according to the method in the separate Service Manual, refer to this Manual as required.
- Work methods permitting servicing in the shortest time still permitting assurance of safe work and product warranty are used for the setting of service items not listed in the Service Manual.
- Work basically is to be performed by one person, and when two or more people are required, setting is done as the total time for the number of people.
- The set value for the technological level of the workers uses a person with three years of experience in the repair of Honda vehicles as the standard.
- Special tools and service equipment used to set FRT are those specified or recommended in Service Manual.

Service item whose FRT is not presented

- Accessories and service parts that are not listed to use in this manual.
- Locations with little aging deterioration or breakage during normal use.
- Service work that can be finished by one touch.
- Service work that is seldom done (i.e. extremely small causes of trouble and service frequency).

* When FRT is not presented, please calculate wages based on appropriate actual work time

Operation not included of FRT

- Oil and coolant water draining, Waiting time for warming up operation and etc..
- Additional operation that involves removal/installation of standard exterior equipment.
- Indirect time spent for service by visiting the customer, trade-in, and delivery of a MC.
- Indirect time required for ordering and delivery of parts.
- Cost for grease, adhesive agent, etc. used for service work.

**Explanation of FRT by using an example
(The example may differ from the actual presented items)**

Ref. No.	L.O.N.	(Relative ref. Number) Description	F.R.T.
②	111118	(1, 3, 4, 7) CAMSHAFT 4.5	②
③	111118A	⑥ • Includes: Valve clearance adjustment Replace rocker arm add 1.0	⑤

- ① Reference No. of the illustration of part that shows location of the replacement work.
- ② FRT is an abbreviation of Flat Rate Time indicating the standard service time required for the replacement.
- ③ LON is an abbreviation of Labor Operation Number, and it is a classification of the service items by the work unit code.

The same operation code is used regardless of the models.

Standard operation is indicated with 6 digits code, and additional operation is indicated with 7 digits code.
- ④ Indicating the camshaft replacement and FRT4.5.
- ⑤ Indicating FRT1.0 that will be added when additional operation (replace rocker arm) is done in association with camshaft replacement.

- ⑥ Indicating work contents that are included in the service item.
- ⑦ Indicating a reference No. whose operation and time are the same as FRT4.5 for the camshaft.

(The application range is limited to the service items without an LON setting within a same block.)

**How to refer to the service item by using the sample
(camshaft replacement)**

Open to the page of the block where the camshaft's spare part illustration is shown.



Look for the camshaft illustration, and refer to the service item and FRT that agree with the reference No.

Indication mark for the listing of service items that continues to the following page

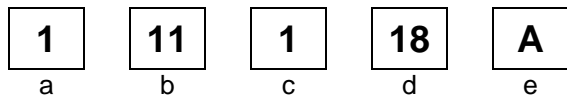
Ref. No.	L.O.N.	(Relative ref. Number) Description	F.R.T.
2	111118	CAMSHAFT	4.5
	.	.	.
	.	.	.

+
Mark indicated at the last line.

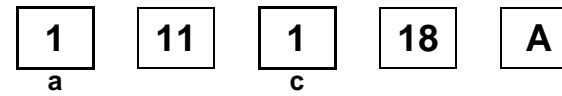
Indication of the block with no setting of FRT

Ref. No.	L.O.N.	(Relative ref. Number) Description	F.R.T.
NO INFORMATION			

• LON code system



- a) Category code..... Engine
- b) Location/function code Engine upper
- c) Operation code..... Replace
- d) Operation sequence number (Unit code can be shown with alphabet) camshaft (No regular rule of code)
- e) Additional code replace rocker arm (No regular rule of code)



a) Category codes and classification

Code	Category
1	Engine
2	Transmission
3	Fuel & Exhaust
4	Frame & Body
5	Steering/Suspension
6	Electrical
7	Wheels/Brakes
8	Controls/instrument
9	-
0	-

c) Operation codes and classification

Code	Operation category
1	Replace, Removal/Installation, Change
2	Overhaul
3	Adjust, Balance
4	(Paint-related work: Top-coat)
5	Test, Inspect/diagnose, Measurement, Check
6	(Overhaul-related work: Rebore)
7	(Overhaul-related work: Reseal)
8	(Resurface)
9	(Paint-related work: Refinish)
0	Repair, Cleaning, Air bleeding

Major service items without using spare parts
Removal/Installation, Adjustment, Inspection/Measurement, Overhaul, Other work

[E: Engine, F: Frame]

* OPERATIONS OTHER THAN REPLACING PARTS

• Removal/installation

Set for the configuration with the parts removed from the vehicle.

	LON	DESCRIPTION	FRT
E	1101E5	TILTING ENGINE ASSEMBLY-REMOVAL/INSTALLATION INCLUDES: All necessary adjustment	2.1
	3111D6	CARBURETOR ASSEMBLY-REMOVAL/INSTALLATION	0.4
	1101E6	CRANKCASE SEPARATION INCLUDES: Engine removal and installation	4.1

• Adjustment

	LON	DESCRIPTION	FRT
E	3113A0	CARBURETOR IDLE-ADJUSTMENT	0.1
	2123A0	CLUTCH-ADJUSTMENT INCLUDES: Clutch lever adjustment	0.1
	6143A1	SPARK PLUG-ADJUSTMENT/CLEANING	0.1
	1113A0	VALVE CLEARANCE-ADJUSTMENT NOTE: For 1 vehicle	0.6
F	6163A0	HEADLIGHT-AIMING	0.1
	2133A0	DRIVE CHAIN-ADJUSTMENT	0.1
	7103A1	FRONT WHEEL-BALANCE	0.5
	7103A2	REAR WHEEL-BALANCE	0.6
	7113A1	REAR BRAKE-ADJUSTMENT EXCLUDES: Rear brake shoe adjustment	0.1
	3113A3	THROTTLE OPERATION-ADJUSTMENT	0.1

• Inspection/Measurement

	LON	DESCRIPTION	FRT
E	1115A0	COMPRESSION PRESSURE-MEASUREMENT	0.2
	3115A0	CARBURETOR FLOAT LEVEL-MEASUREMENT	0.6
	6145A0	IGNITION TIMING-INSPECTION	0.2
F	6105A0	BATTERY-CHARGE INCLUDES: In case of open type battery, checking electrolyte level and charge.	0.2

• Overhaul

Work condition: The required Measurements, inspections, adjustments, and cleaning/washing of each part are performed, including the main body removal/installation work and the replacement of defective parts.

	LON	DESCRIPTION	FRT
E	311200	CARBURETOR-OVERHAUL INCLUDES: All necessary adjustment	0.8

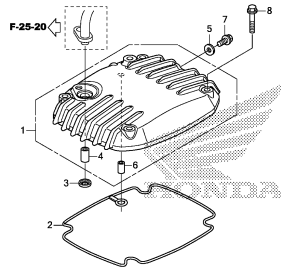
• Other work

	LON	DESCRIPTION	FRT
E	1130A1	OIL FILTER SCREEN-CLEANING	0.5
F	7110A0	FRONT BRAKE-AIR BLEEDING	0.2
	7110A1	REAR BRAKE-AIR BLEEDING	0.3

ENGINE GROUP

E-1

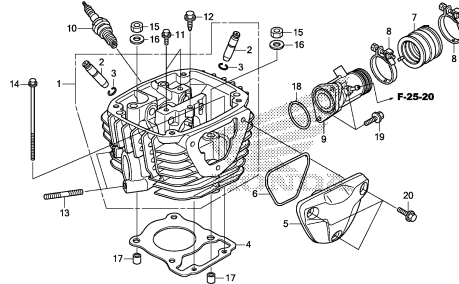
CYLINDER HEAD COVER



K433E0100

E-2

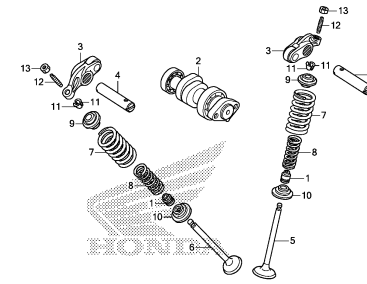
CYLINDER HEAD



K433E0200

E-3

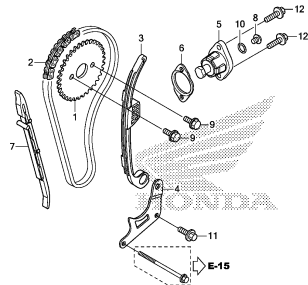
CAMSHAFT/VALVE



K433E0300

E-4

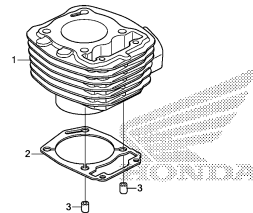
CAM CHAIN/TENSIONER



K433E0400

E-5

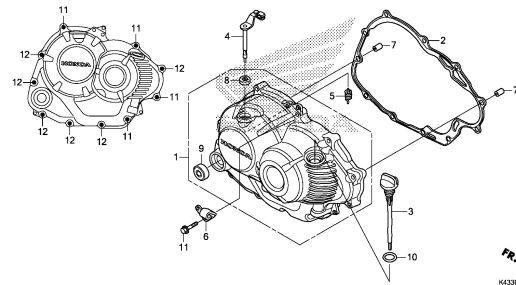
CYLINDER



K433E0500

E-6

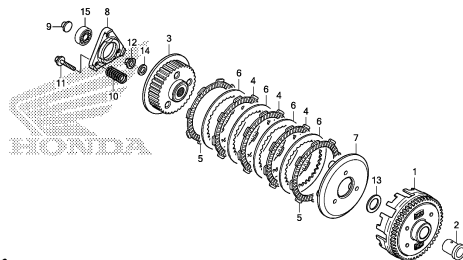
RIGHT CRANKCASE COVER



K433E0600

E-8

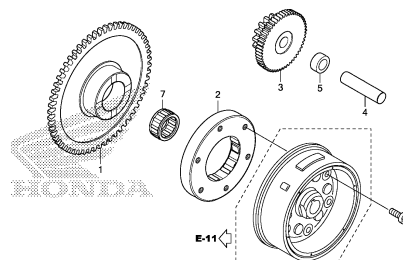
CLUTCH



K433E0800

E-9

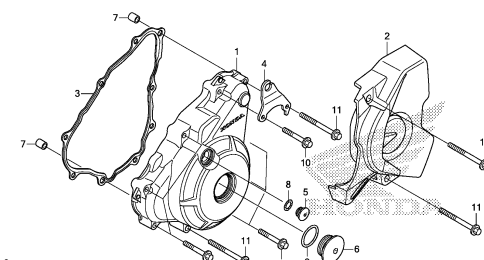
STARTING CLUTCH



K433E0900

E-10

LEFT CRANKCASE COVER

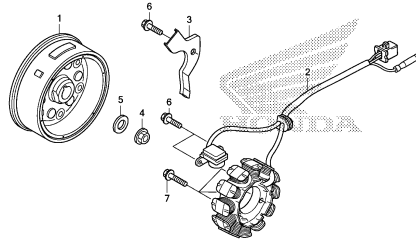


K433E1000

ENGINE GROUP

E-11

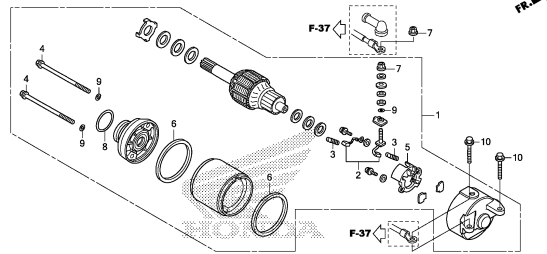
GENERATOR



K433E1300

E-13

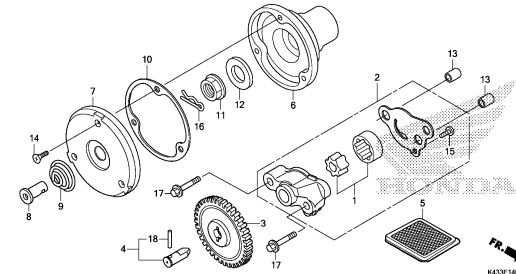
STARTING MOTOR



K433E1300

E-14

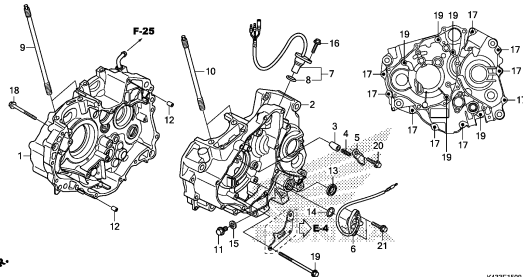
OIL PUMP



K433E1400

E-15

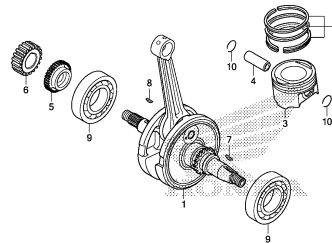
CRANKCASE



K433E1500

E-16

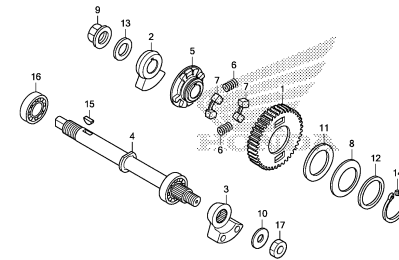
CRANKSHAFT/PISTON



K433E1600

E-16-10

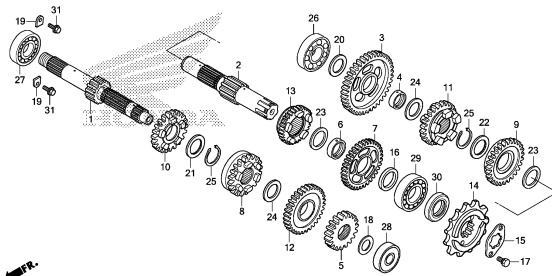
BALANCER SHAFT



K433E1610

E-17

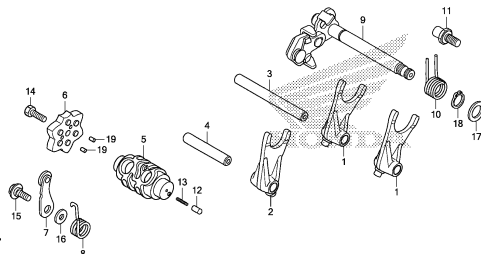
TRANSMISSION



K433E1700

E-19

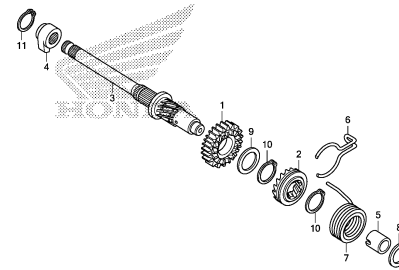
GEARSHIFT DRUM



K433E1900

E-20

KICK STARTER SPINDLE



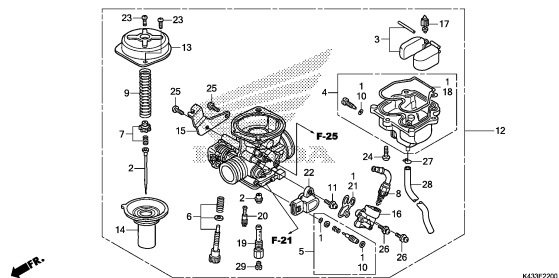
K433E2000

2

ENGINE GROUP

E-22

CARBURETOR

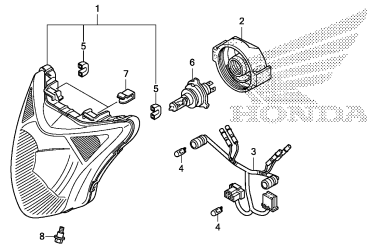


2

FRAME GROUP

F-1

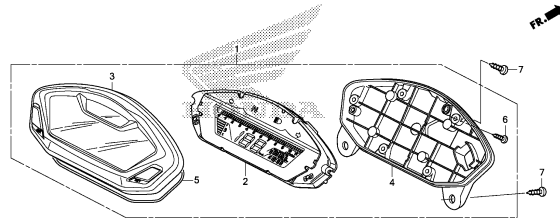
HEADLIGHT



K433F0100

F-2

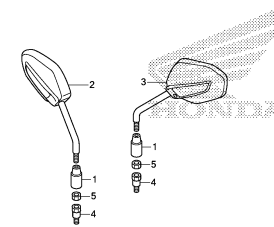
METER



K433F0200

F-3

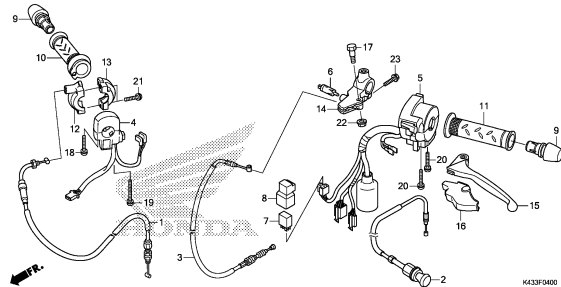
MIRROR



K433F0300

F-4

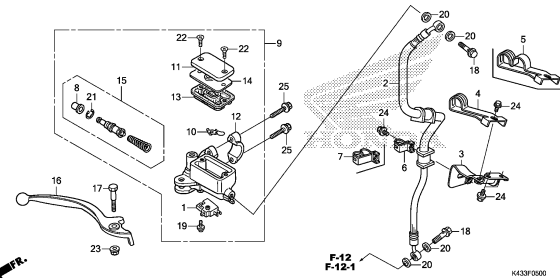
HANDLE LEVER/SWITCH/CABLE



K433F0400

F-5

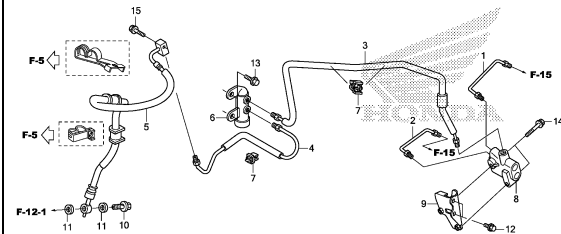
FRONT BRAKE MASTER CYLINDER



K433F0500

F-5-30

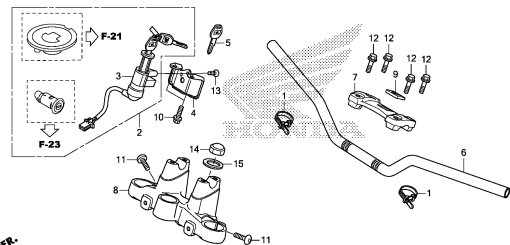
BRAKE PIPE



K433F0630

F-7

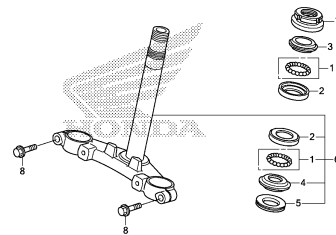
HANDLE PIPE/TOP BRIDGE



K433F0700

F-9

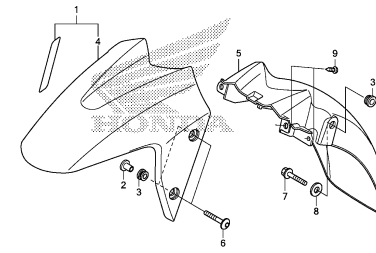
STEERING STEM



K433F0900

F-10

FRONT FENDER

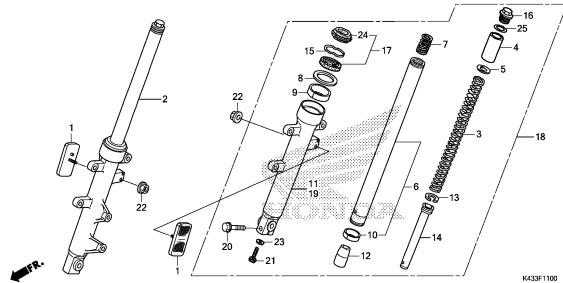


K433F1000

FRAME GROUP

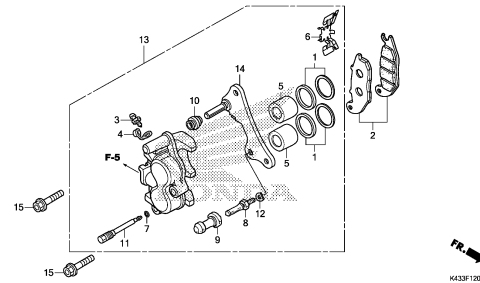
F-11

FRONT FORK



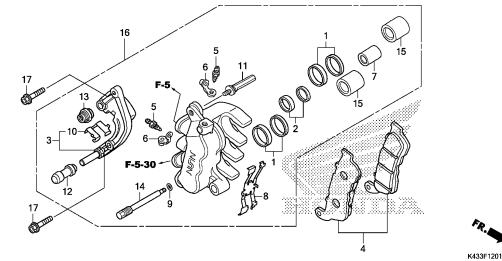
F-12

FRONT BRAKE CALIPER(1)



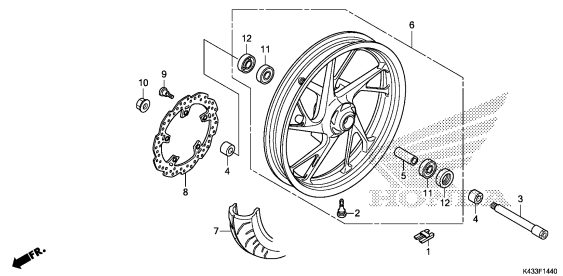
F-12-1

FRONT BRAKE CALIPER(2)



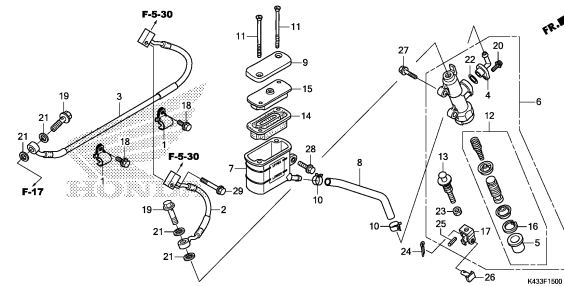
F-14-40

FRONT WHEEL



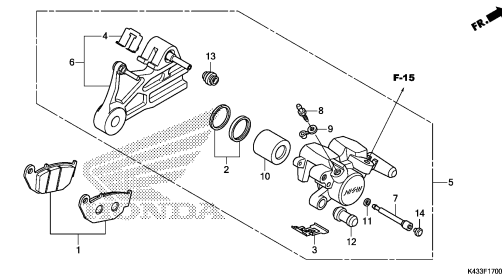
F-15

REAR BRAKE MASTER CYLINDER



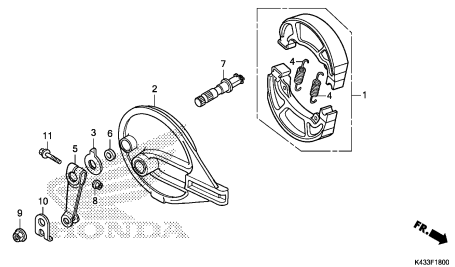
F-17

REAR BRAKE CALIPER



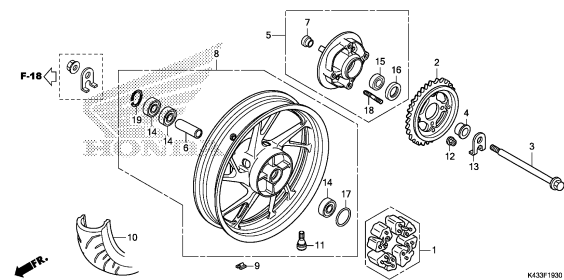
F-18

REAR BRAKE PANEL



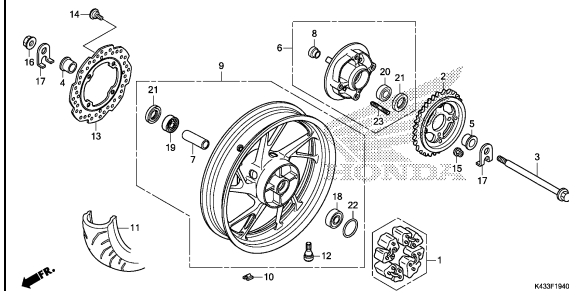
F-19-30

REAR WHEEL(DRUM BRAKE)



F-19-40

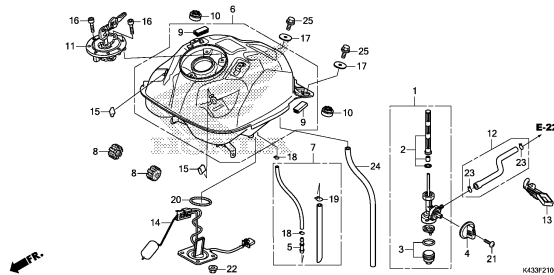
REAR WHEEL(DISK BRAKE)



FRAME GROUP

F-21

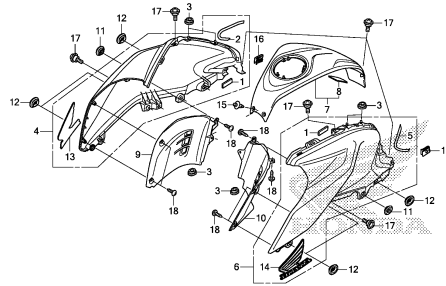
FUEL TANK



K433F2100

F-21-20

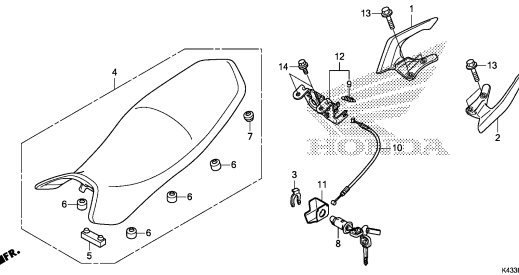
FUEL TANK COVER



K433F2120

F-23

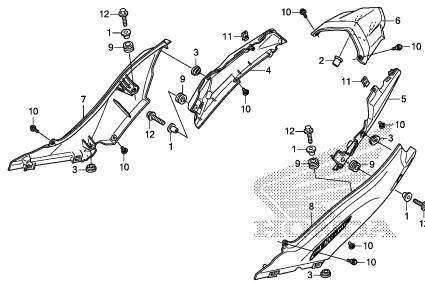
SEAT/REAR GRIP



K433F2300

F-23-10

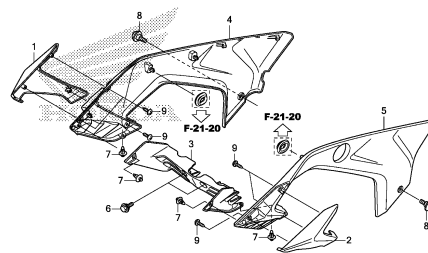
REAR COWL



K433F2310

F-24

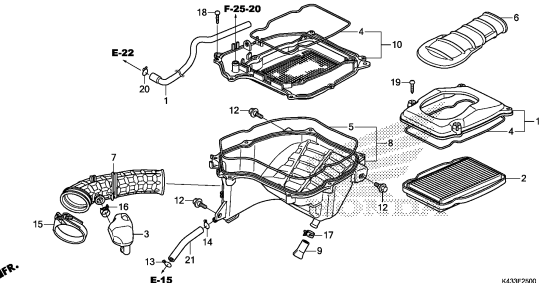
SIDE COVER



K433F2400

F-25

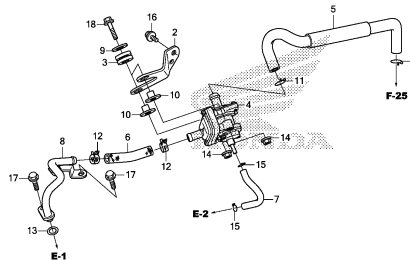
AIR CLEANER



K433F2500

F-25-20

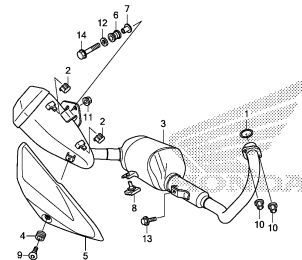
AIR SUCTION VALVE



K433F2520

F-27

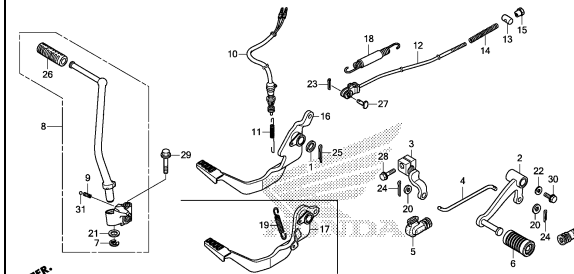
EXHAUST MUFFLER



K433F2700

F-29

PEDAL

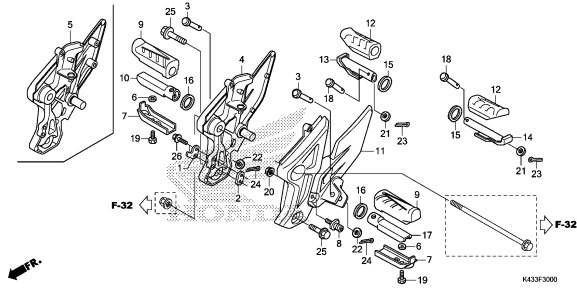


K433F2900

FRAME GROUP

F-30

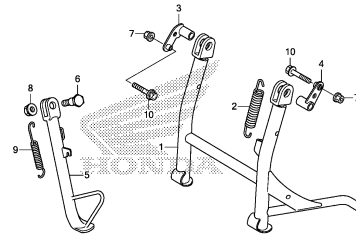
STEP



K433F3000

F-31

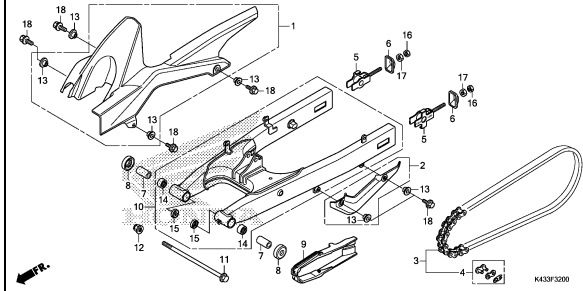
STAND



K433F3100

F-32

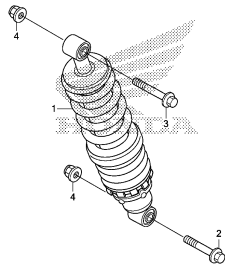
SWINGARM



K433F3200

F-33

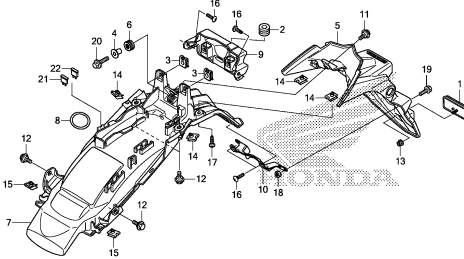
REAR CUSHION



K433F3300

F-34

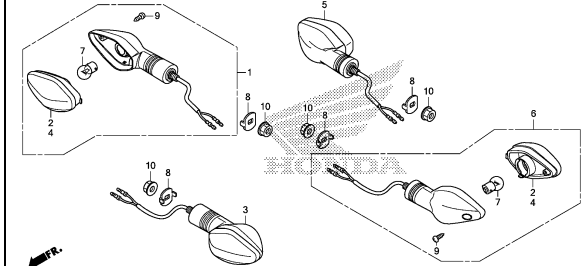
REAR FENDER



K433F3400

F-35

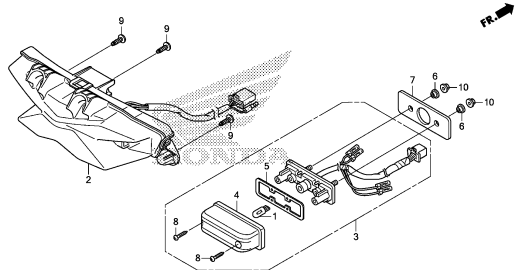
WINKER



K433F3500

F-36

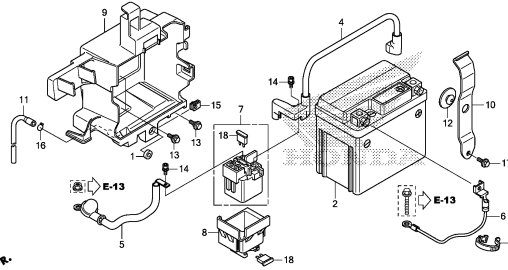
TAILLIGHT



K433F3600

F-37

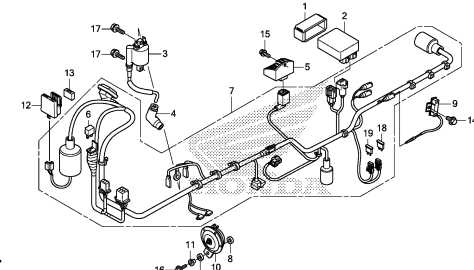
BATTERY



K433F3700

F-38

WIRE HARNESS

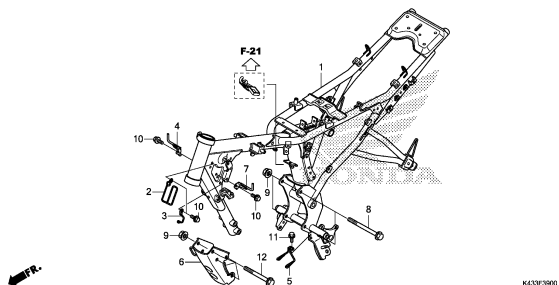


K433F3800

FRAME GROUP

F-39

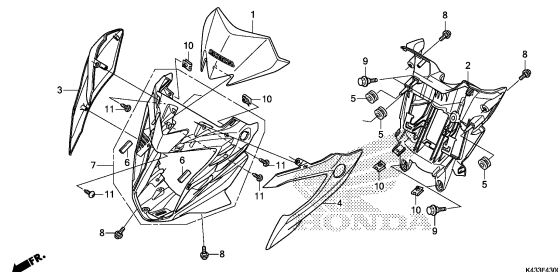
FRAME BODY



K433F3900

F-43

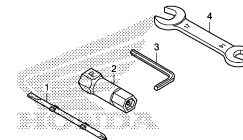
UPPER COWL



K433F4300

F-48

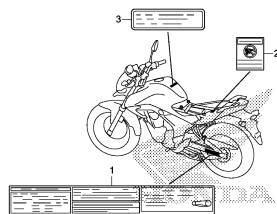
TOOLS



K433F4800

F-49

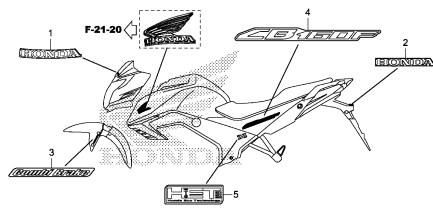
CAUTION LABEL



K433F4900

F-50

MARK

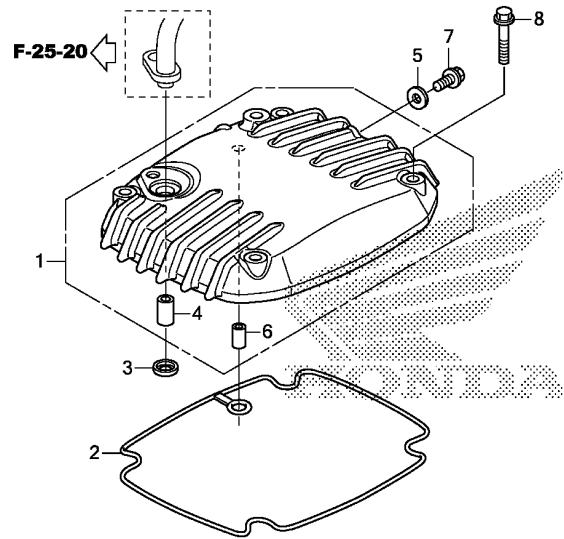


K433F5000

3

E-1

CYLINDER HEAD COVER



K433E0100

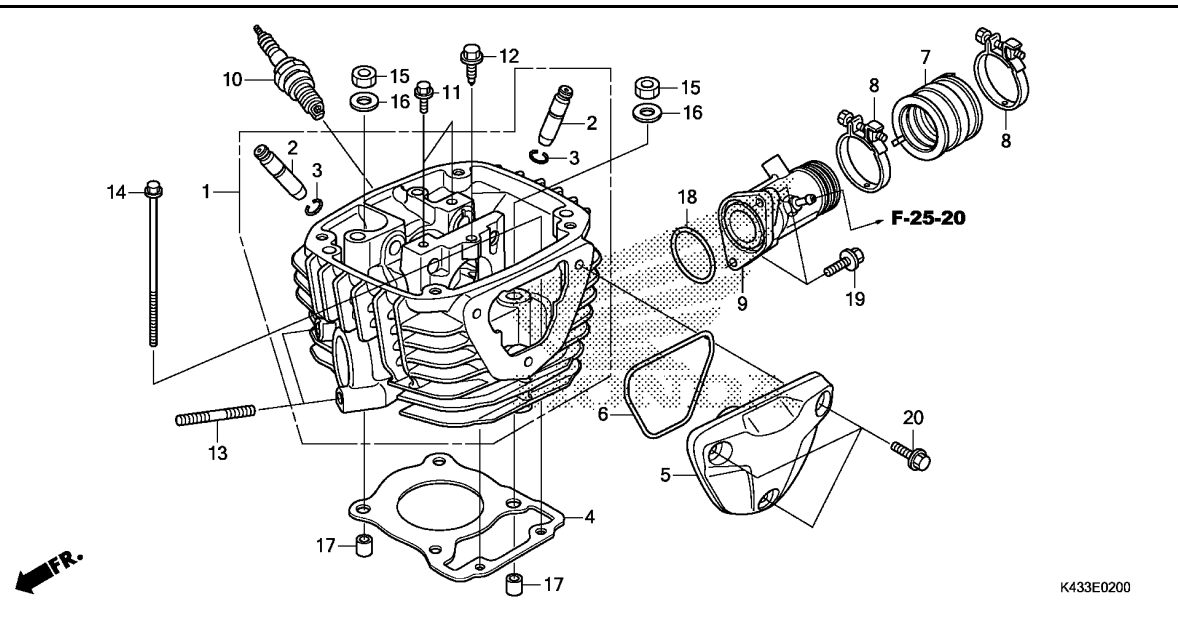
Ref. No.	L.O.N.	(Relative ref. Number) Description	F.R.T.
1	1111C4	COVER, CYLINDER HEAD	0.6
2	1111D2	GASKET, CYLINDER HEAD COVER ..	0.6

Ref. No.	Part No.	Description	Reqd. QTY CBF160M H	Serial No.	Parts catalogue code
1	12310-K38-900	COVER COMP., CYLINDER HEAD ..	1		
2	12391-K38-900	GASKET, HEAD COVER	1		
3	12397-KWG-601	GASKET C, HEAD COVER	1		
4	12398-KSP-B00	COLLAR, 10MM	1		
5	90463-KRM-840	WASHER, SEALING, 6.2X12X1.2 ..	1		
6	94301-07120	PIN A, DOWEL, 7X12	1		
7	96001-06012-00	BOLT, FLANGE, 6X12	1		
8	96001-06035-00	BOLT, FLANGE, 6X35	4		

2

E-2

CYLINDER HEAD



Ref. No.	L.O.N.	(Relative ref. Number) Description	F.R.T.
1	111106	HEAD, CYLINDERINCLUDES: Valve adjust and reface	2.6
2	1111L9	GUIDE, INTAKE VALVE(ONE)INCLUDES: Reaming .INCLUDES: Valve adjust and reface	2.7
	1111M0	GUIDE, EXHAUST VALVE(ONE)INCLUDES: Reaming .INCLUDES: Valve adjust and reface	2.7
	1111M9	GUIDE, VALVE :FOR 1 VEHICLE .. .INCLUDES: Reaming .INCLUDES: Valve adjust and reface	3.0
4	111115	GASKET, CYLINDER HEAD (6)	1.9
5	1111C5	COVER, CYLINDER HEAD :LEFT ...	0.1
7	311131	INSULATOR, THROTTLE BODY/ CARBURETOR (18)	0.4
9	111107	MANIFOLD, INTAKE	0.6
10	614130	PLUG, SPARK	0.1

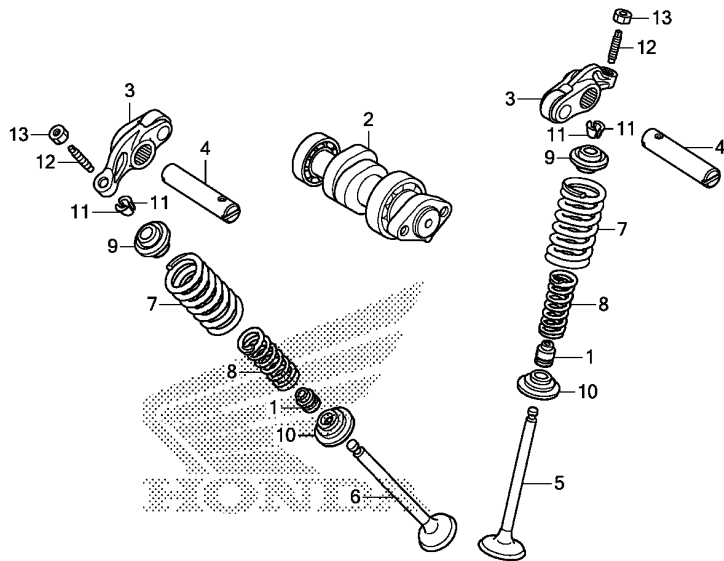
K433E0200

Ref. No.	Part No.	Description	Reqd. QTY	Serial No.	Parts catalogue code
			CBF160M H		
1	12200-K38-900	HEAD COMP., CYLINDER	1		
2	12204-KRE-P00	GUIDE, VALVE(O.S.)	2		
3	12213-KSP-910	CLIP, VALVE GUIDE	2		
4	12251-K38-901	GASKET, CYLINDER HEAD	1		
	12252-K38-900	GASKET, CYLINDER HEAD(O.S.) ..	(1)		
5	12341-K38-900	COVER, CYLINDER HEAD L. SIDE	1		
6	12395-KRE-G00	O-RING, 72.8X2.0	1		
7	16211-K38-900	INSULATOR, CARBURETOR	1		
8	16217-KSP-910	BAND, INSULATOR	2		
9	17110-K38-900	PIPE COMP., IN.	1		
10	31916-KRM-841	PLUG, SPARK(CPR8EA-9)(NGK) ..	1		
11	90002-KRM-840	BOLT, FLANGE, 5X14	2		
12	90014-KRE-G00	BOLT, SPECIAL, 6X21	1		
13	90035-KRM-840	BOLT, STUD, 8X22	2		
14	90036-KRE-G00	BOLT, FLANGE, 6X110	2		
15	90201-KRE-G00	NUT, LOCK, 9MM	4		
16	90404-KRE-G00	WASHER, 9.2X19X2.3	4		
17	90701-KRE-G00	DOWEL PIN, SPECIAL, 10X12 ...	2		
18	91304-KRM-840	O-RING, 33.5X3.0	1		
19	95701-06025-00	BOLT, FLANGE, 6X25	2		
20	96001-06022-00	BOLT, FLANGE, 6X22	3		



E-3

CAMSHAFT/VALVE



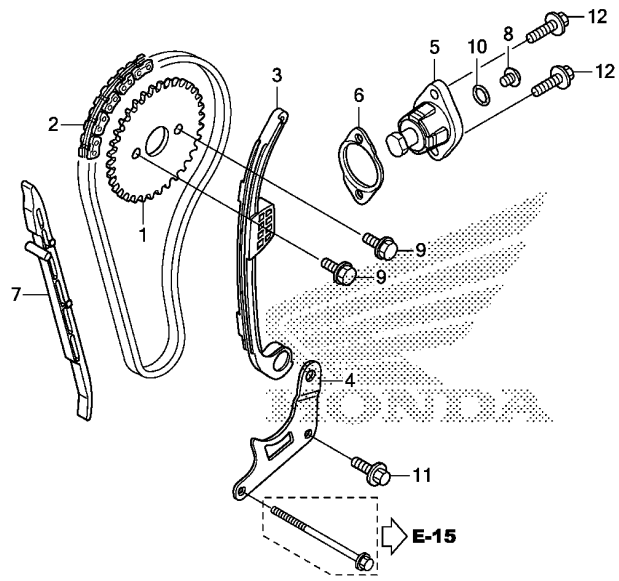
K433E0300

Ref. No.	L.O.N.	(Relative ref. Number) Description	F.R.T.
2	111118	CAMSHAFTINCLUDES: Valve adjustment (4)	1.0
3	1111K8	ARM, INTAKE VALVE ROCKER(ONE) .INCLUDES: Valve adjustment	1.0
	1111K9	ARM, EXHAUST VALVE ROCKER(ONE) .INCLUDES: Valve adjustment	1.0
	1111L8	ARM, VALVE ROCKER :FOR 1 VEHICLE	1.0
		.INCLUDES: Valve adjustment	
5	1111N0	VALVE, INTAKE(ONE)	2.2
		.INCLUDES: Refacing	
6	1111N1	VALVE, EXHAUST(ONE)	2.2
		.INCLUDES: Refacing	
	1111P0	VALVE :FOR 1 VEHICLE	2.4
		.INCLUDES: Refacing (1,8,9,10,11)	
7	1111P2	INTAKE VALVE SPRING AND/OR STEM SEAL(ONE)	2.0
	1111P3	EXHAUST VALVE SPRING AND/OR STEM SEAL(ONE)	2.0
	1111Q2	VALVE SPRING AND/OR STEM SEAL :FOR 1 VEHICLE	2.1

Ref. No.	Part No.	Description	Reqd. QTY	Serial No.	Parts catalogue code
			CBF160M H		
1	12209-GB4-682	SEAL, VALVE STEM(ARAI)	2		
2	14100-K38-900	CAMSHAFT COMP.	1		
3	14430-KRE-600	ARM COMP., VALVE ROCKER	2		
4	14451-KRE-600	SHAFT, ROCKER ARM	2		
5	14711-K38-900	VALVE, IN.	1		
6	14721-K38-900	VALVE, EX.	1		
7	14751-KRE-600	SPRING, VALVE OUTER	2		
8	14761-KRE-600	SPRING, VALVE INNER	2		
9	14771-KRE-600	RETAINER, VALVE SPRING	2		
10	14777-KRE-600	SEAT, VALVE SPRING	2		
11	14781-MA6-000	COTTER, VALVE	4		
12	90012-KK3-830	SCREW, TAPPET ADJUSTING	2		
13	90206-250-000	NUT, TAPPET ADJUSTING	2		

E-4

CAM CHAIN/TENSIONER



Ref. No.	L.O.N.	(Relative ref. Number) Description	F.R.T.
1	1111Q4	SPROCKET, CAM	0.8
2	110140	CHAIN, CAM	1.4
3	111130	TENSIONER, CAM CHAIN	1.3
5		(6)	
	111133	LIFTER, TENSIONER	0.2
7	111139	GUIDE, CAM CHAIN	1.9

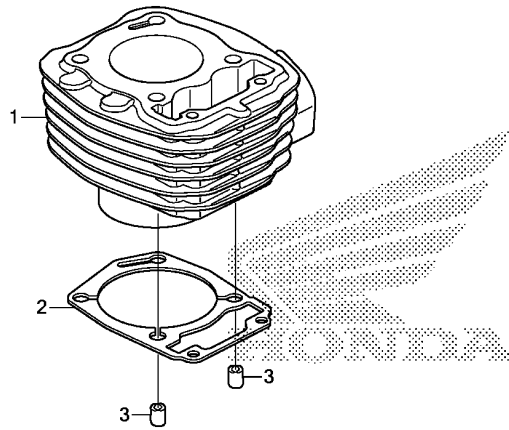
K433E0400

Ref. No.	Part No.	Description	Reqd. QTY	Serial No.	Parts catalogue code
			CBF160M H		
1	14321-KRM-840	SPROCKET, CAM(34T)	1		
2	14401-K43-901	CHAIN, CAM(98L)(BORG WARNER)	1		
3	14510-KRE-600	TENSIONER ASSY., CAM CHAIN ..	1		
4	14515-KRE-600	PLATE, TENSIONER SETTING	1		
5	14520-K38-901	LIFTER ASSY., TENSIONER	1		
6	14560-KSP-910	GASKET, TENSIONER LIFTER	1		
7	14611-KRE-600	GUIDE, CAM CHAIN	1		
8	90005-K15-900	SCREW, PAN, 6X6	1		
9	90083-KRM-840	BOLT, KNOCK, 5MM	2		
10	91306-KRM-840	O-RING, 1.5X9.5	1		
11	95701-06016-00	BOLT, FLANGE, 6X16	1		
12	96001-06022-00	BOLT, FLANGE, 6X22	2		



E-5

CYLINDER



FR.

K433E0500

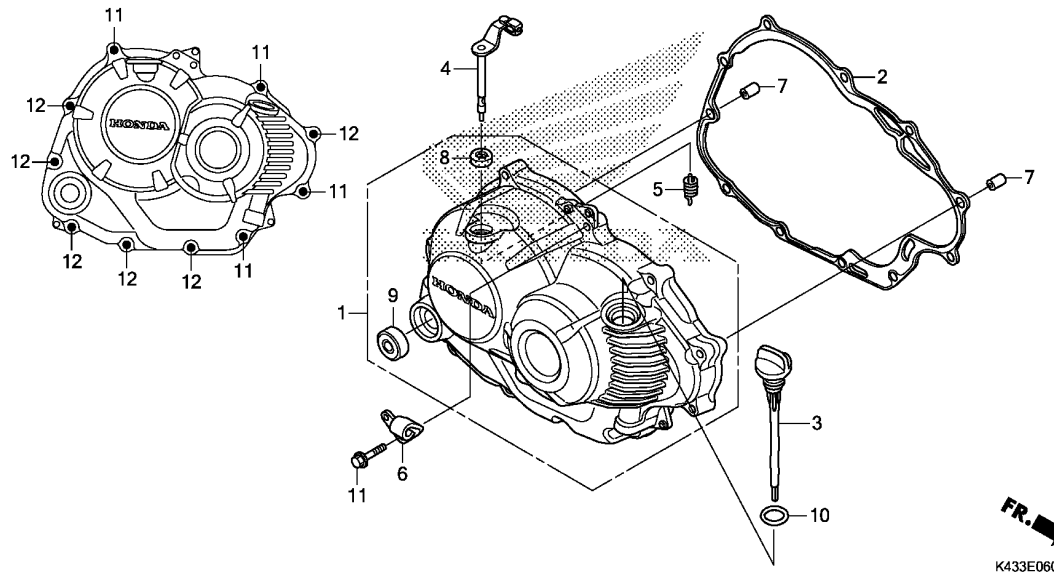
Ref. No.	L.O.N.	(Relative ref. Number) Description	F.R.T.
1	1111A5	CYLINDER	2.1
2	111102	GASKET, CYLINDER	2.0

Ref. No.	Part No.	Description	Reqd. QTY CBF160M H	Serial No.	Parts catalogue code
1	12100-K38-900	CYLINDER COMP.	1		
2	12191-KRE-G00	GASKET, CYLINDER	1		
3	90701-KRE-G00	DOWEL PIN, SPECIAL, 10X12 ...	2		

2

E-6

RIGHT CRANKCASE COVER

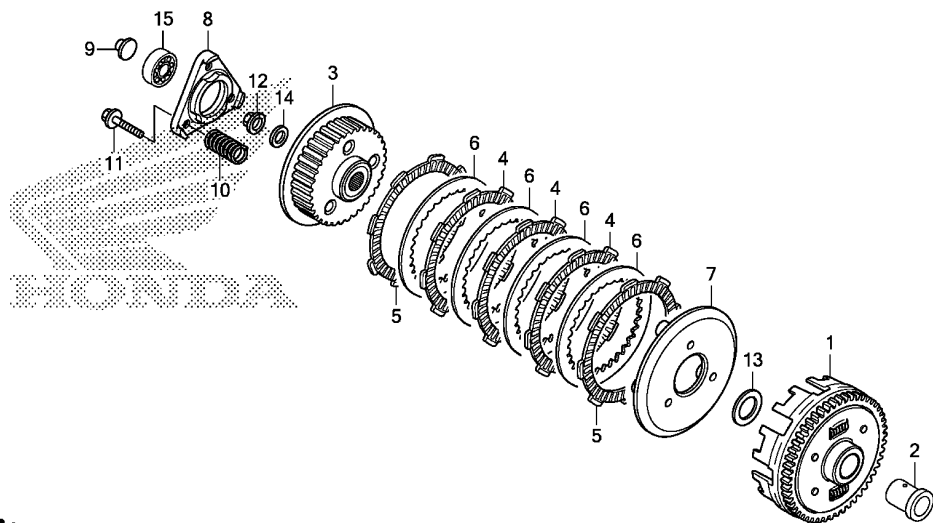


Ref. No.	L.O.N.	(Relative ref. Number) Description	F.R.T.
1	110159	COVER, CRANKCASE :RIGHT	0.5
2	110158	GASKET, CRANKCASE COVER :RIGHT (5,8)	0.5
4	2121A7	LEVER, CLUTCH	0.5
9	112105	OIL SEAL, KICK STARTER SPINDLE	0.5

Ref. No.	Part No.	Description	Reqd. QTY	Serial No.	Parts catalogue code
			CBF160M H		
1	11300-K38-900	COVER ASSY., R. CRANKCASE ...	1		
2	11393-KRE-G01	GASKET, R. COVER	1		
3	15651-K38-900	GAUGE, OIL LEVEL	1		
4	22810-KRE-G00	LEVER COMP., CLUTCH	1		
5	22815-KM7-700	SPRING, CLUTCH LEVER	1		
6	22821-K43-900	RECEIVER, CLUTCH CABLE	1		
7	90702-KRM-840	DOWEL PIN, 8X14	2		
8	91202-KSP-911	OIL SEAL, 12X18X4	1		
9	91204-KSP-911	OIL SEAL, 16X28X7	1		
10	91307-KRM-840	O-RING, 18X3	1		
11	96001-06030-00	BOLT, FLANGE, 6X30	5		
12	96001-06040-00	BOLT, FLANGE, 6X40	6		

E-8

CLUTCH



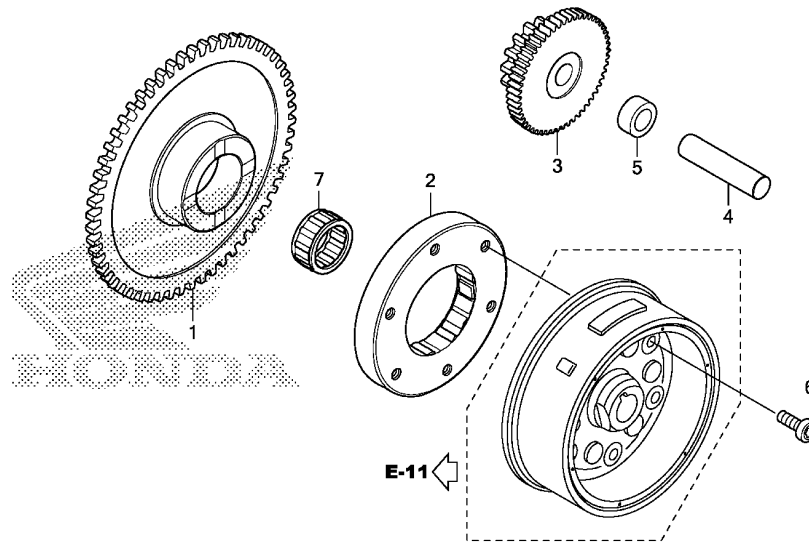
K433E0800

Ref. No.	L.O.N.	(Relative ref. Number) Description	F.R.T.
1	2121A0	OUTER, CLUTCH	0.9
3	212112	CENTER, CLUTCH	0.9
4	2121A1	(5,6,7) DISC, CLUTCH FRICTION	0.9
		.NOTE: Same time for two units or more	
8	2121A4	PLATE, CLUTCH LIFTER	0.6
9	2121B6	ROD, CLUTCH LIFTER	0.5
10	212107	SPRING, CLUTCH	0.6
		.NOTE: Same time for two units or more	
15	2121B4	BEARING, CLUTCH LIFTER	0.5

Ref. No.	Part No.	Description	Reqd. QTY	Serial No.	Parts catalogue code
			CBF160M H		
1	22100-K38-900	OUTER COMP., CLUTCH(69T)	1		
2	22115-KRE-600	GUIDE, CLUTCH OUTER	1		
3	22120-KVS-J01	CENTER, CLUTCH	1		
4	22201-KPM-850	DISK, CLUTCH FRICTION(4X8X45)	3		
5	22201-KRE-G01	DISK, CLUTCH FRICTION(F.C.C.)	2		
6	22321-KPS-900	PLATE, CLUTCH	4		
7	22355-KVS-J01	PLATE, CLUTCH PRESSURE	1		
8	22361-KVS-J01	PLATE, CLUTCH LIFTER	1		
9	22366-KRM-840	ROD, CLUTCH LIFTER	1		
10	22401-KVS-J01	SPRING, CLUTCH	3		
11	90008-KRM-840	BOLT, FLANGE, 6X25	3		
12	90202-KRM-840	NUT, SPECIAL FLANGE, 14MM ...	1		
13	90401-KRM-B10	WASHER, PLAIN, 17MM	1		
	90401-KVS-740	1		
14	90501-KPT-A00	WASHER, 14.1X29X2.8	1		
15	96100-60030-00	BEARING, RADIAL BALL, 6003 ..	1		

E-9

STARTING CLUTCH



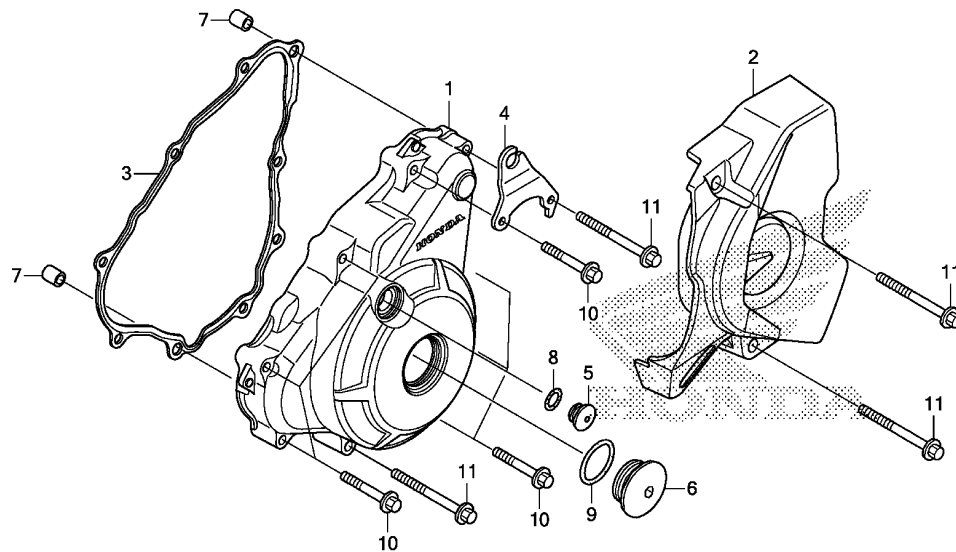
Ref. No.	L.O.N.	(Relative ref. Number) Description	F.R.T.
1	612120	(7) GEAR, STARTER DRIVEN	0.5
2	6121A2	CLUTCH, STARTING ONE WAY	0.6
3	612125	GEAR, STARTER REDUCTION	0.5

Ref. No.	Part No.	Description	Reqd. QTY		Serial No.	Parts catalogue code
			CBF160M	H		
1	28110-KRE-G00	GEAR, STARTER DRIVEN(62T) ...	1			
2	28120-KPH-701	CLUTCH ASSY., ONE WAY(EXEDY)	1			
3	28131-KRE-G01	GEAR, STARTER REDUCTION (14/60T)	1			
4	28132-KN6-930	SHAFT, REDUCTION GEAR	1			
5	28133-KRM-850	COLLAR, STARTER REDUCTION ...	1			
6	90085-KSP-901	BOLT, SOCKET, 6MM	6			
7	91022-K38-901	BEARING, NEEDLE, 22X29X16.8 -	1			



E-10

LEFT CRANKCASE COVER

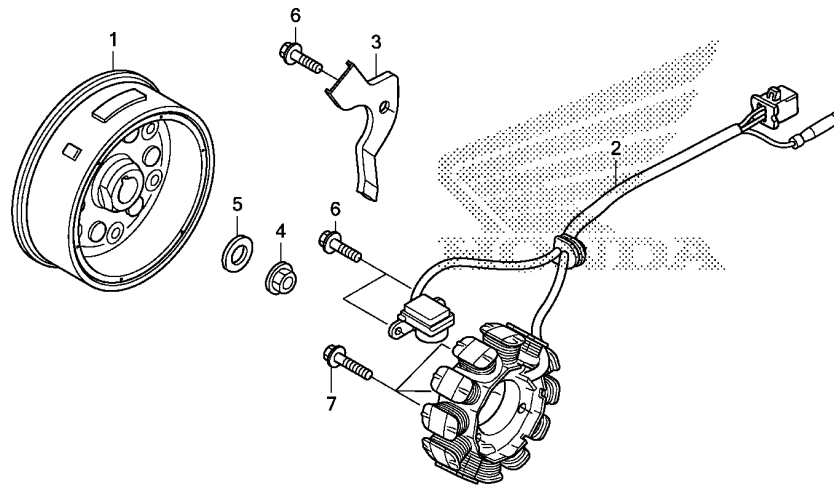


Ref. No.	L.O.N.	(Relative ref. Number) Description	F.R.T.
1	1101A6	COVER, CRANKCASE :LEFT	0.5
2	1101B0	COVER, CRANKCASE :LEFT REAR ..	0.1
3	1101A3	GASKET, CRANKCASE COVER :LEFT	0.4

Ref. No.	Part No.	Description	Reqd. QTY	Serial No.	Parts catalogue code
			CBF160M H		
1	11341-K38-900	COVER, L. CRANKCASE	1		
2	11360-K43-900	COVER COMP., L. RR.	1		
3	11395-KRE-601	GASKET, L. COVER	1		
4	17952-K38-900	STAY, CHOKE CABLE	1		
5	90084-MN8-010	CAP, 14MM	1		
6	90087-KSP-860	CAP, 32MM	1		
7	90702-KRM-840	DOWEL PIN, 8X14	2		
8	91303-KRM-840	O-RING, 13.8X2.5	1		
9	91305-KRM-840	O-RING, 31.7X2.4	1		
10	96001-06035-00	BOLT, FLANGE, 6X35	7		
11	96001-06045-00	BOLT, FLANGE, 6X45	4		

E-11

GENERATOR



K433E1100

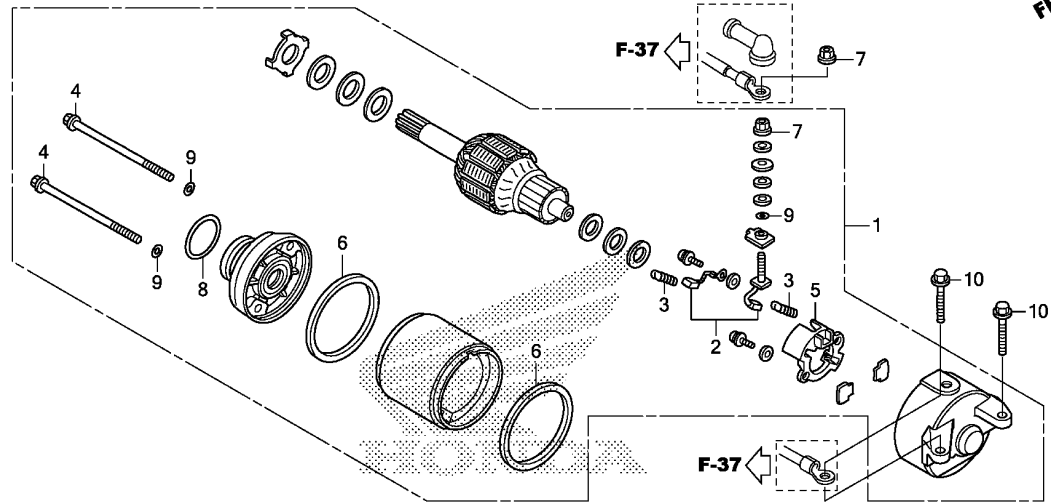
Ref. No.	L.O.N.	(Relative ref. Number) Description	F.R.T.
1	613105	ROTOR OR FLYWHEEL	0.6
2	6131A3	STATOR	0.7

Ref. No.	Part No.	Description	Reqd. QTY		Serial No.	Parts catalogue code
			CBF160M	H		
1	31110-K38-901	FLYWHEEL COMP.(MITSUBA)	1			
2	31120-K43-901	STATOR COMP.(MITSUBA)	1			
3	32111-KRE-600	CLAMPER, A.C. GENERATOR CORD	1			
4	90201-KRM-840	NUT, FLANGE, 14MM	1			
5	90501-KPT-A00	WASHER, 14.1X29X2.8	1			
6	96001-06016-00	BOLT, FLANGE, 6X16	3			
7	96001-06022-00	BOLT, FLANGE, 6X22	3			



E-13

STARTING MOTOR



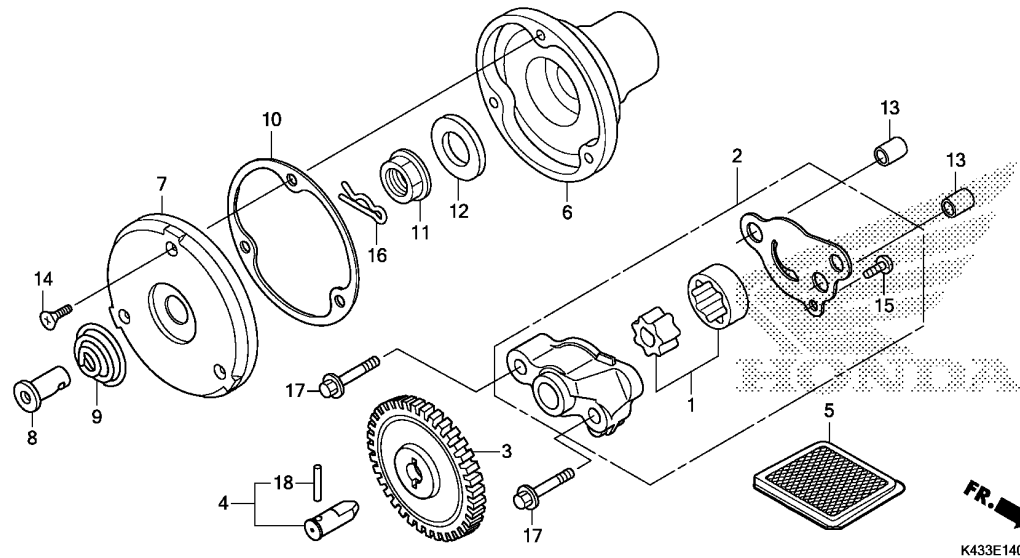
K433E1300

Ref. No.	L.O.N.	(Relative ref. Number) Description	F.R.T.
1		(8)	
612105		MOTOR, STARTING	0.4
2		(3,6)	
6121A4		TERMINAL, BRUSH(STARTER)	0.6
5		6121A5 HOLDER, BRUSH(STARTER)	0.6

Ref. No.	Part No.	Description	Reqd. QTY CBF160M H	Serial No.	Parts catalogue code
1	31200-K38-901	MOTOR ASSY., STARTER(MITSUBA)	1		
2	31201-KPT-A01	TERMINAL SET, BRUSH	1		
3	31204-KG8-004	SPRING, CARBON BRUSH	2		
4	31205-KTC-921	BOLT, SETTING	2		
5	31206-KPH-881	HOLDER, BRUSH	1		
6	31207-MBE-008	RING	2		
7	90071-MB0-000	NUT-WASHER, 6MM	2		
8	91309-425-003	O-RING, 24.4X3.1(ARAI)	1		
9	91320-MB0-000	O-RING, 4X2	3		
10	95701-06022-00	BOLT, FLANGE, 6X22	2		

E-14

OIL PUMP

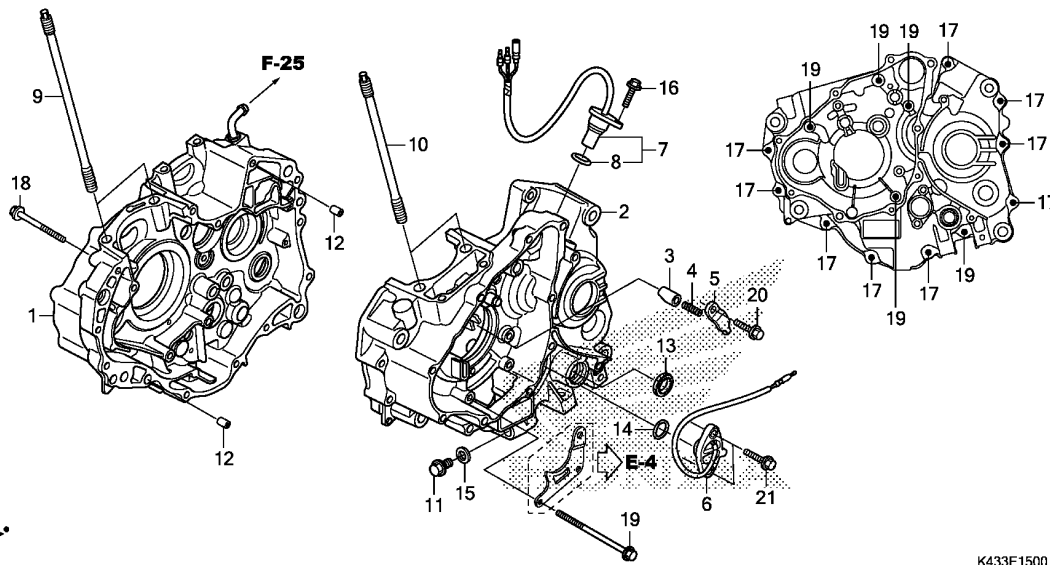


Ref. No.	L.O.N.	(Relative ref. Number) Description	F.R.T.
2		(1)	
2	113105	PUMP ASSY., OIL	0.6
3	1131C4	GEAR, OIL PUMP DRIVEN	0.5
5	1131B5	SCREEN, OIL FILTER	0.5
6	1101L0	ROTOR, OIL FILTER	0.6
7	1101L1	CAP, OIL FILTER ROTOR	0.6

Ref. No.	Part No.	Description	Reqd. QTY	Serial No.	Parts catalogue code
			CBF160M		
			H		
1	15021-KRE-G00	ROTOR SET A, OIL PUMP	1		
	15022-KRE-G00	ROTOR SET B, OIL PUMP	1		
2	15100-KRE-G00	PUMP ASSY., OIL	1		
3	15133-K38-900	GEAR, OIL PUMP DRIVEN(33T) ..	1		
4	15135-KRE-G00	SHAFT COMP., OIL PUMP	1		
5	15421-KSP-910	SCREEN, OIL FILTER	1		
6	15430-KRE-G00	ROTOR, OIL FILTER	1		
7	15436-KRM-840	CAP, OIL FILTER ROTOR	1		
8	15441-KCS-650	THROUGH, OIL	1		
9	15446-107-000	SPRING, OIL THROUGH	1		
10	15459-KWK-900	GASKET, OIL FILTER CAP	1		
11	90202-KRM-840	NUT, SPECIAL FLANGE, 14MM ...	1		
12	90501-KPT-A00	WASHER, 14.1X29X2.8	1		
13	90702-KRM-840	DOWEL PIN, 8X14	2		
14	93700-05012-OA	SCREW, OVAL, 5X12	3		
15	93901-34120	SCREW, TAPPING, 4X8	1		
16	94251-08000	PIN, LOCK, 8MM	1		
17	95701-06035-00	BOLT, FLANGE, 6X35	2		
18	96220-30168	ROLLER, 3X16.8	1		

E-15

CRANKCASE

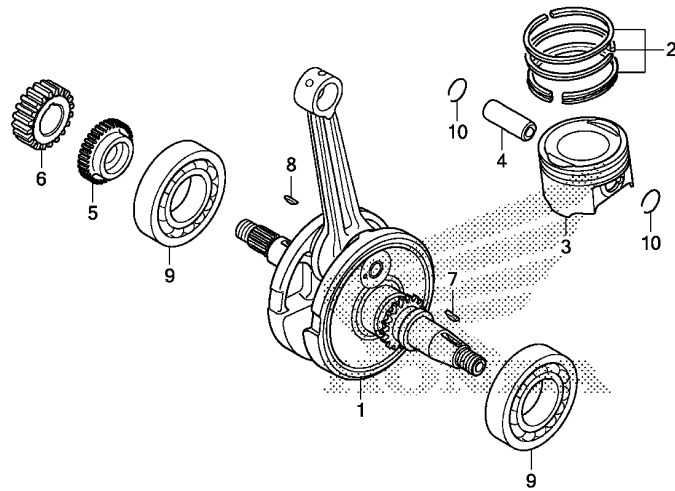


Ref. No.	L.O.N.	(Relative ref. Number) Description	F.R.T.
1	110120	CRANKCASE :RIGHTINCLUDES: Engine removal and installation	5.1
2	110115	CRANKCASE :LEFTINCLUDES: Engine removal and installation	4.8
	1101A2	CRANKCASE :BOTHINCLUDES: Engine removal and installation	6.0
6	6151B8	SWITCH, NEUTRAL	0.4
7	617198	SENSOR, SPEEDOMETER	0.4
13	1101F9	OIL SEAL, GEARSHIFT SPINDLE ..	0.9

Ref. No.	Part No.	Description	Reqd. QTY	Serial No.	Parts catalogue code
			CBF160M H		
1	11100-K43-900	CRANKCASE COMP., R.	1		
2	11200-K38-900	CRANKCASE COMP., L.	1		
3	11215-KRM-840	PLUG, BEARING PUSH	1		
4	11216-KRM-840	SPRING, BEARING PUSH	1		
5	11217-KRM-840	PLATE, BEARING PUSH	1		
6	35759-K38-901	CONTACT ASSY., NEUTRAL SWITCH	1		
7	37700-K43-901	SENSOR ASSY., SPEED	1		
8	37701-K38-901	O-RING, 17.7X2.4	1		
9	90031-KRE-600	BOLT A, CYLINDER STUD, 204.5MM	2		
10	90032-KRE-600	BOLT B, CYLINDER STUD, 168.5MM	2		
11	90131-KRM-840	BOLT, DRAIN PLUG, 12MM	1		
12	90702-KRM-840	DOWEL PIN, 8X14	2		
13	91203-KSP-911	OIL SEAL, 14X22X5(ARAI)	1		
14	91305-KPH-900	O-RING, 19.4X2.3	1		
15	94109-12000	WASHER, DRAIN PLUG, 12MM	1		
16	95701-06016-00	BOLT, FLANGE, 6X16	1		
17	95701-06040-00	BOLT, FLANGE, 6X40	9		
18	95701-06045-00	BOLT, FLANGE, 6X45	1		
19	95701-06070-00	BOLT, FLANGE, 6X70	6		
20	96001-06016-00	BOLT, FLANGE, 6X16	1		
21	96001-06020-00	BOLT, FLANGE, 6X20	2		

E-16

CRANKSHAFT/PISTON



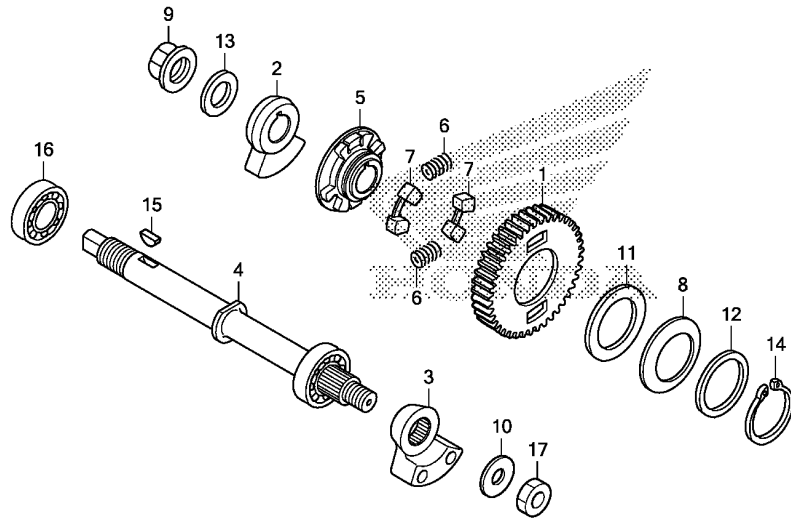
Ref. No.	L.O.N.	(Relative ref. Number) Description	F.R.T.
1	1101B5	CRANKSHAFTINCLUDES: Engine removal and installation (2,4,10)	4.3
3	111103	PISTON RING AND/OR PISTON(ONE)	2.2
5	110183	GEAR, BALANCER DRIVE	0.9
6	211105	GEAR, PRIMARY DRIVE	0.9
9	1101B6	BEARING, CRANKSHAFT :LEFTINCLUDES: Engine removal and installation	4.3
	1101B7	BEARING, CRANKSHAFT :RIGHTINCLUDES: Engine removal and installation	4.5
	1101G0	BEARING, CRANKSHAFT :BOTHINCLUDES: Engine removal and installation	4.7

Ref. No.	Part No.	Description	Reqd. QTY	Serial No.	Parts catalogue code
			CBF160M H		
1	13000-K38-900	CRANKSHAFT COMP.	1		
2	13011-K38-900	RING SET, PISTON(STD.) (TPR) -	1		
	13021-K38-900	RING SET, PISTON(0.25) (TPR) -	(1)		
	13031-K38-900	RING SET, PISTON(0.50) (TPR) -	(1)		
	13041-K38-900	RING SET, PISTON(0.75) (TPR) -	(1)		
	13051-K38-900	RING SET, PISTON(1.00) (TPR) -	(1)		
3	13101-K38-900	PISTON(STD.)	1		
	13102-K38-900	PISTON(0.25)	(1)		
	13103-K38-900	PISTON(0.50)	(1)		
	13104-K38-900	PISTON(0.75)	(1)		
	13105-K38-900	PISTON(1.00)	(1)		
4	13111-KSP-910	PIN, PISTON	1		
5	13411-K38-900	GEAR, BALANCER DRIVE(41T) ...	1		
6	23121-KRE-600	GEAR, PRIMARY DRIVE(22T)	1		
7	90741-KFB-000	KEY, WOODRUFF, 4MM	1		
8	90741-KGH-900	KEY, WOODRUFF, 4MM	1		
9	91001-KRE-601	BEARING, RADIAL BALL, 35X72X15 (FUJIKOSHI)	2		
10	94601-14000	CLIP, PISTON PIN, 14MM	2		



E-16-10

BALANCER SHAFT



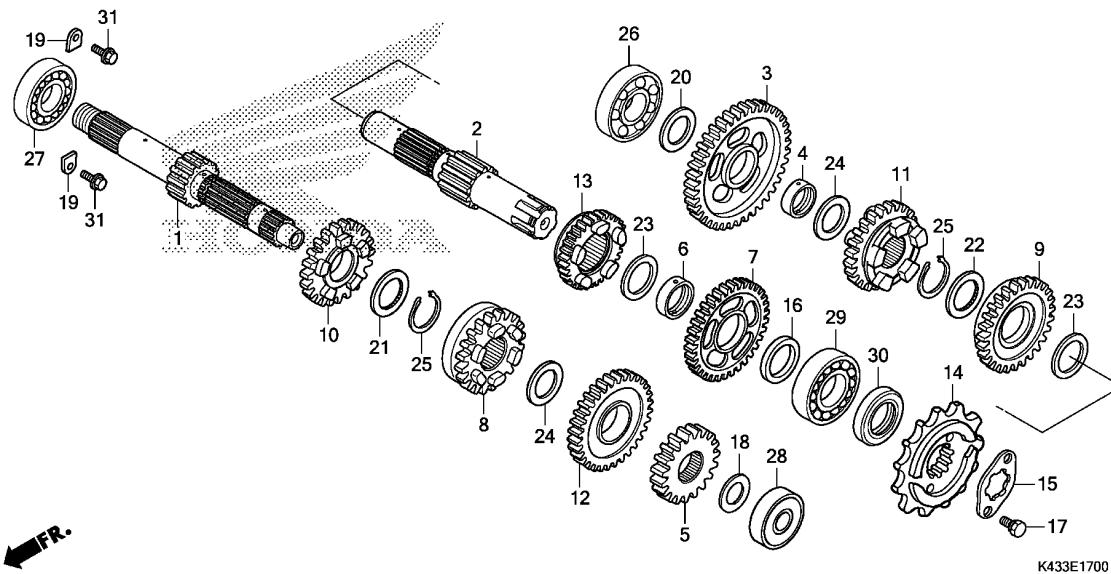
K433E1610

Ref. No.	L.O.N.	(Relative ref. Number) Description	F.R.T.
1		(5,6,7)	
1101L5		GEAR, BALANCER DRIVEN	0.7
4	110185	SHAFT, BALANCER	4.2
		.INCLUDES: Engine removal and installation	
16	1101G4	BEARING, BALANCER SHAFT :RIGHT	4.4
		.INCLUDES: Engine removal and installation	

Ref. No.	Part No.	Description	Reqd. QTY	Serial No.	Parts catalogue code
			CBF160M H		
1	13422-K38-900	GEAR, BALANCER DRIVEN(41T) ..	1		
2	13423-KRE-G00	WEIGHT A, BALANCER	1		
3	13424-KRE-G00	WEIGHT B, BALANCER	1		
4	13425-K38-900	SHAFT COMP., BALANCER	1		
5	13426-KRE-G01	BUSH, BALANCER DRIVEN GEAR ..	1		
6	13427-KRM-840	SPRING, DAMPER	2		
7	13428-KRM-840	RUBBER, DAMPER	2		
8	13538-KRM-840	SPRING, THRUST	1		
9	90202-KRM-840	NUT, SPECIAL FLANGE, 14MM ...	1		
10	90401-KRE-G00	WASHER, 12.2X24X2.6	1		
11	90403-KRM-840	WASHER, 28.1X45X1.4	1		
12	90458-KRE-G00	WASHER, THRUST, 28.2X36X1.0 ..	1		
13	90501-KPT-A00	WASHER, 14.1X29X2.8	1		
14	90604-KRM-840	CIRCLIP, EXTERNAL, 28MM	1		
	94510-28000	1		
15	90741-KGH-900	KEY, WOODRUFF, 4MM	1		
16	91004-K38-901	BEARING, RADIAL BALL, 15X35X11	1		
17	94002-12200-0S	NUT, HEX., 12MM	1		

E-17

TRANSMISSION



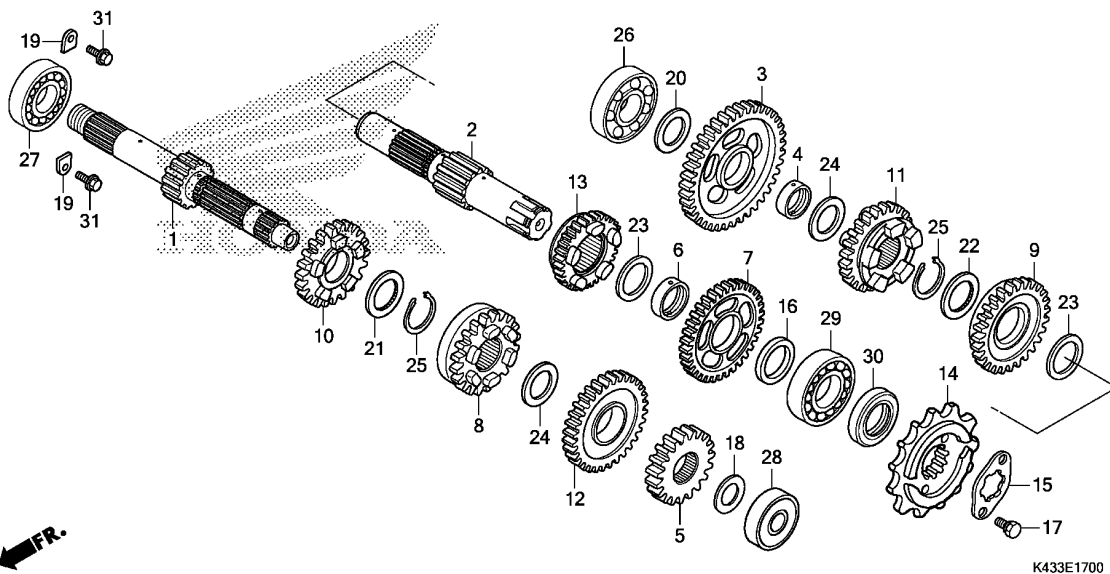
Ref. No.	L.O.N.	(Relative ref. Number) Description	F.R.T.
1		(5,8,10,12)	
210141		MAINSHAFT, TRANSMISSION	4.4
		.INCLUDES: Engine removal and installation	
210141A		.Replace countershaft add	0.2
2		(3,7,9,11,13)	
210142		COUNTERSHAFT, TRANSMISSION ...	4.4
		.INCLUDES: Engine removal and installation	
210142A		.Replace mainshaft add	0.2
14		213135 SPROCKET, DRIVE	0.3
26		2101C8 BEARING, COUNTERSHAFT :RIGHT	4.5
		.INCLUDES: Engine removal and installation	
27		2101C5 BEARING, MAINSHAFT :RIGHT	4.5
		.INCLUDES: Engine removal and installation	
28		2101C2 BEARING, MAINSHAFT :LEFT	4.3
		.INCLUDES: Engine removal and installation	
		2101C6 BEARING, MAINSHAFT :BOTH	4.7
		.INCLUDES: Engine removal and installation	
+29		2101C7 BEARING, COUNTERSHAFT :LEFT ..	4.3

Ref. No.	Part No.	Description	Reqd. QTY	Serial No.	Parts catalogue code
			CBF160M H		
1	23210-K38-900	MAINSHAFT COMP.(13T)	1		
2	23221-K43-900	COUNTERSHAFT	1		
3	23421-K43-900	GEAR, COUNTERSHAFT FIRST(40T)	1		
4	23427-KRM-840	BUSH, 17X20.5X8.0	1		
5	23431-K43-900	GEAR, MAINSHAFT SECOND(19T) -	1		
6	23432-KRM-840	BUSH, 20MM	1		
7	23441-K43-900	GEAR, COUNTERSHAFT SECOND(34T)	1		
8	23451-K43-900	GEAR, MAINSHAFT THIRD(20T) ..	1		
9	23461-K43-900	GEAR, COUNTERSHAFT THIRD(26T)	1		
10	23471-K43-900	GEAR, MAINSHAFT FOURTH(30T) -	1		
11	23481-K43-900	GEAR, COUNTERSHAFT FOURTH(32T)	1		
12	23491-K43-900	GEAR, MAINSHAFT FIFTH(24T) ..	1		
13	23501-K43-900	GEAR, COUNTERSHAFT FIFTH(22T)	1		
14	23800-K21-900	SPROCKET COMP., DRIVE(15T) ..	1		
15	23811-KR3-600	PLATE A2, FIXING	1		
16	23911-KRE-600	COLLAR, 20MM	1		
17	90084-041-000	BOLT, DRIVE SPROCKET FIXING -	2		
18	90412-KPH-900	WASHER, SPECIAL, 12X23	1		
19	90441-KRM-840	PLATE, BEARING HOLDER	2		
20	90451-KRE-600	WASHER, SPECIAL(17MM)	1		
21	90453-KVS-900	WASHER, SPLINE, 20MM	1		
	90453-KVX-600	1		
22	90453-KVS-900	WASHER, SPLINE, 20MM	1		
23	90454-KPS-900	WASHER B, THRUST, 20MM	2		
24	90458-KVS-900	WASHER, THRUST, 17MM	2		



E-17

TRANSMISSION



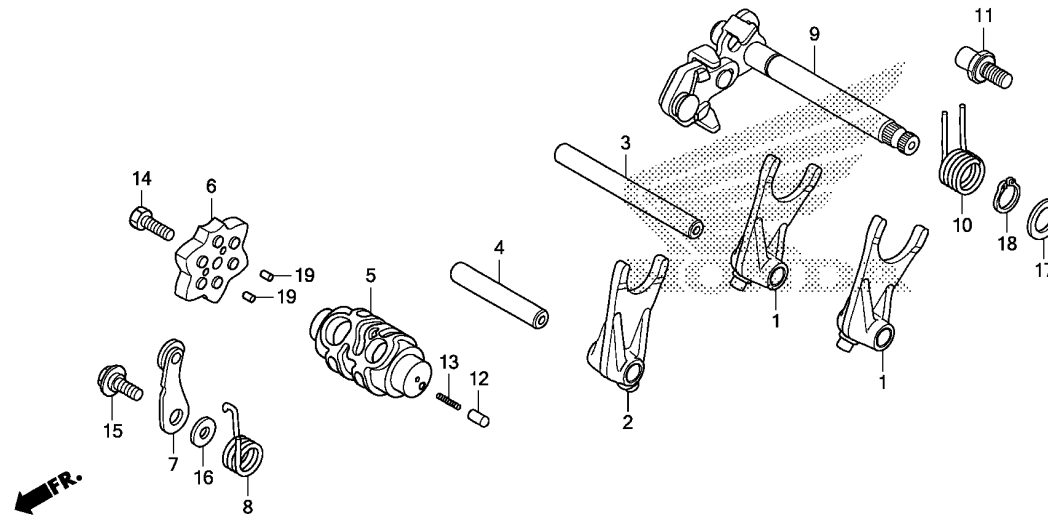
← MFR.

Ref. No.	L.O.N.	(Relative ref. Number) Description	F.R.T.
+29		.INCLUDES: Engine removal and installation	
2101C9		BEARING, COUNTERSHAFT :BOTH ..	4.7
2101D4		BEARING, MAINSHAFT AND COUNTERSHAFT :ALL	4.9
30	2101G7	OIL SEAL, COUNTERSHAFT :LEFT .	4.2
		.INCLUDES: Engine removal and installation	

Ref. No.	Part No.	Description	Reqd. QTY	Serial No.	Parts catalogue code
			CBF160M H		
25	90605-KVS-900	SET RING, 20MM	2		
26	91003-K38-901	BEARING, RADIAL BALL, 17X42X12	1		
27	91004-KTN-900	BEARING, RADIAL BALL, 17X40X12	1		
28	91005-K38-901	BEARING, RADIAL BALL, 12X32X10	1		
29	91006-K38-901	BEARING, RADIAL BALL, 20X52X15	1		
30	91216-KSP-911	OIL SEAL, 20X34X7 (ARAI)	1		
31	95701-06016-00	BOLT, FLANGE, 6X16	2		

E-19

GEARSHIFT DRUM



K433E1900

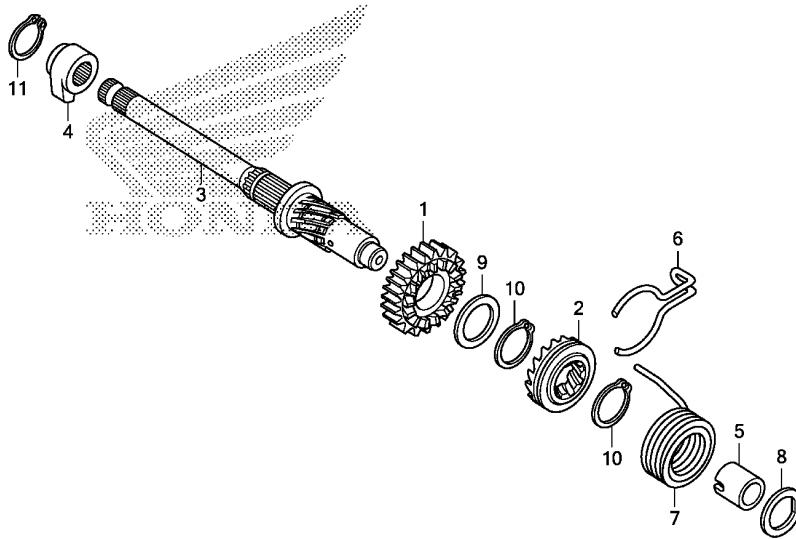
Ref. No.	L.O.N.	(Relative ref. Number) Description	F.R.T.
1	(2)	210112 FORK, GEARSHIFT	4.1
		.INCLUDES: Engine removal and installation .NOTE: Same time for two units or more	
5	2101A9	DRUM, GEARSHIFT	4.2
		.INCLUDES: Engine removal and installation	
6	2101D6	PLATE, GEARSHIFT DRUM STOPPER (8)	0.9
7	210125	STOPPER OR SPRING, SHIFT DRUM (10)	0.9
9	210122	SPINDLE, GEARSHIFT	0.9

Ref. No.	Part No.	Description	Reqd. QTY CBF160M H	Serial No.	Parts catalogue code
1	24211-KRM-840	FORK, GEARSHIFT	2		
2	24212-K38-900	FORK, CENTER GEARSHIFT	1		
3	24241-KRM-840	SHAFT A, GEARSHIFT FORK	1		
4	24242-KRM-840	SHAFT B, GEARSHIFT FORK	1		
5	24301-KRE-600	DRUM, GEARSHIFT	1		
6	24410-KSP-860	PLATE COMP., GEARSHIFT DRUM STOPPER	1		
7	24430-KRM-B10	STOPPER COMP., GEARSHIFT DRUM	1		
8	24436-KTT-900	SPRING, DRUM STOPPER	1		
9	24610-KRE-600	SPINDLE COMP., GEARSHIFT	1		
10	24651-KSP-910	SPRING, GEARSHIFT RETURN	1		
11	24652-KRM-840	PIN, SHIFT RETURN SPRING	1		
12	35751-KPH-900	CAP, CHANGE SWITCH CONTACT ..	1		
13	35752-KRM-840	SPRING, CHANGE SWITCH CONTACT	1		
14	90003-KVS-900	BOLT, HEX., 6X20	1		
15	90022-KRM-840	PIVOT, SHIFT DRUM STOPPER ARM	1		
16	90417-KRM-840	WASHER, DRUM STOPPER	1		
17	90457-KRM-840	WASHER, 14MM	1		
18	94510-14000	CIRCLIP, EXTERNAL, 14MM	1		
19	96220-30085	ROLLER, 3X8.5	2		



E-20

KICK STARTER SPINDLE



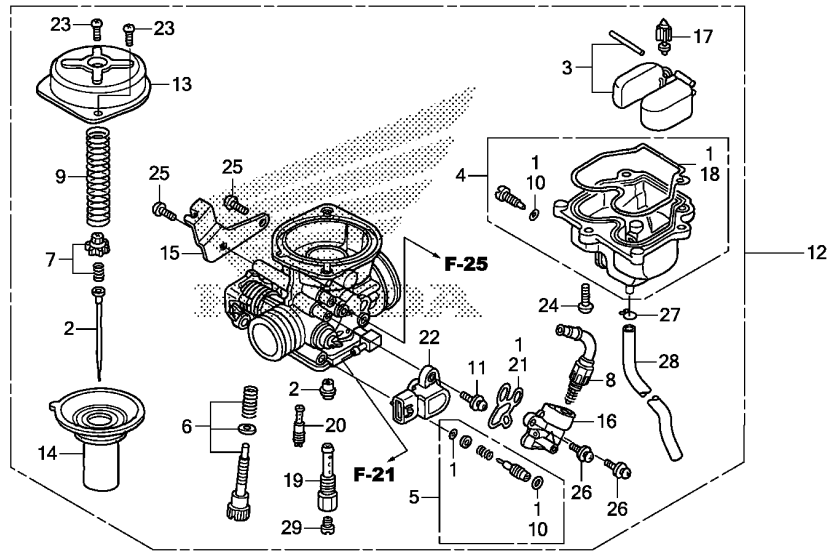
K433E2000

Ref. No.	L.O.N.	(Relative ref. Number) Description	F.R.T.
3	1121A2	(1,2,7) SPINDLE, KICK STARTERINCLUDES: Engine removal and installation	4.2

Ref. No.	Part No.	Description	Reqd. QTY CBF160M H	Serial No.	Parts catalogue code
1	28211-K38-900	PINION, KICK STARTER(21T) ...	1		
2	28221-KWS-900	RATCHET, STARTER DRIVE	1		
3	28251-K38-900	SPINDLE, KICK STARTER	1		
4	28262-KWS-900	RETAINER, KICK SPINDLE	1		
5	28265-KWB-600	COLLAR, KICK SPRING	1		
6	28271-KWB-600	SPRING, FRICTION STARTER GEAR	1		
7	28281-KWB-600	SPRING, KICK RETURN	1		
8	90451-KGH-900	WASHER, SPECIAL, 14MM	1		
9	90454-KPH-900	WASHER, 25X20.2X1	1		
10	90605-200-000	SET RING, 20MM	2		
11	94510-18000	CIRCLIP, EXTERNAL, 18MM	1		

E-22

CARBURETOR



K433E2200

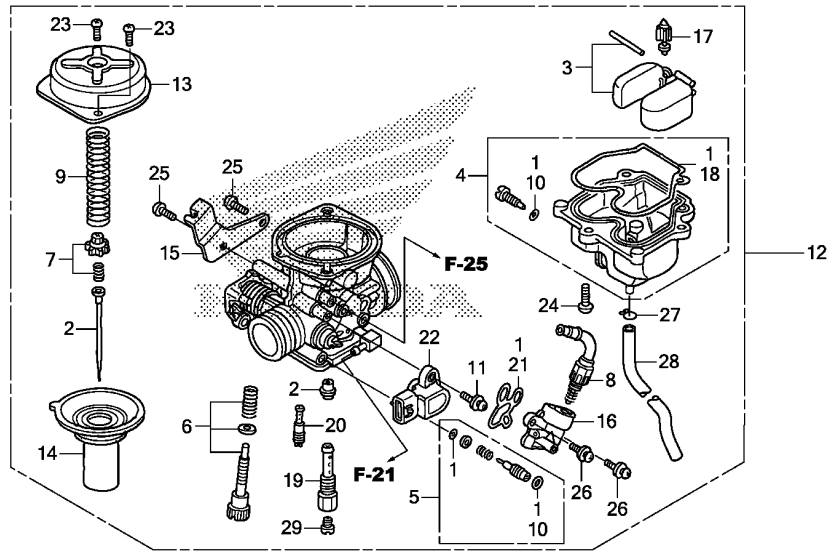
Ref. No.	L.O.N.	(Relative ref. Number) Description	F.R.T.
2	3111A3	NEEDLE, JET	0.7
3		(17)	
	311120	FLOAT OR FLOAT VALVE	0.6
4	3111A6	CHAMBER, FLOAT	0.5
8	311125	VALVE, STARTER	0.4
12	3111B5	CARBURETOR ASSEMBLY	0.4
14	311109	PISTON, VACUUM	0.5
22	617115	SENSOR, THROTTLE	0.6
29		(19,20)	
	3111D4	JET, MAIN	0.6

Ref. No.	Part No.	Description	Reqd. QTY	Serial No.	Parts catalogue code
			CBF160M H		
1	16010-KSP-911	GASKET SET	1		
2	16012-K43-L01	NEEDLE SET, JET	1		
3	16013-KRC-921	FLOAT SET	1		
4	16015-KSP-911	CHAMBER SET, FLOAT	1		
5	16016-KSP-911	SCREW SET A	1		
6	16028-KPP-901	SCREW SET B	1		
7	16037-KPP-861	PLATE SET, VALVE	1		
8	16046-KVC-901	VALVE SET, STARTER	1		
9	16050-K38-901	SPRING, COMPRESSION COIL	1		
10	16075-KRP-981	O-RING	2		
11	16080-KTN-901	SCREW-WASHER, TORX(5X16)	1		
12	16100-K43-C01	CARBURETOR ASSY.(AVK6BF A) ..	1	-----	2C0,CO,MX
	16100-K43-L01	CARBURETOR ASSY.(AVK6BD A) ..	1	-----	LA
13	16107-KGH-901	TOP	1		
14	16111-K38-901	PISTON COMP., VACUUM	1		
15	16119-K38-901	STAY, WIRE	1		
16	16140-K38-901	BODY COMP., BYSTARTER	1		
17	16155-KFR-701	VALVE COMP., FLOAT	1		
18	16163-KRP-981	GASKET, FLOAT CHAMBER	1		
19	16165-K21-901	HOLDER, NEEDLE JET	1		
20	16180-K38-901	JET, SLOW, #38	1		
21	16423-KGH-901	GASKET, BYSTARTER	1		
22	37890-KTN-901	SENSOR ASSY., THROTTLE	1		
23	93500-04008-1H	SCREW, PAN, 4X8	2		
24	93500-04012-0H	SCREW, PAN, 4X12	3		



E-22

CARBURETOR



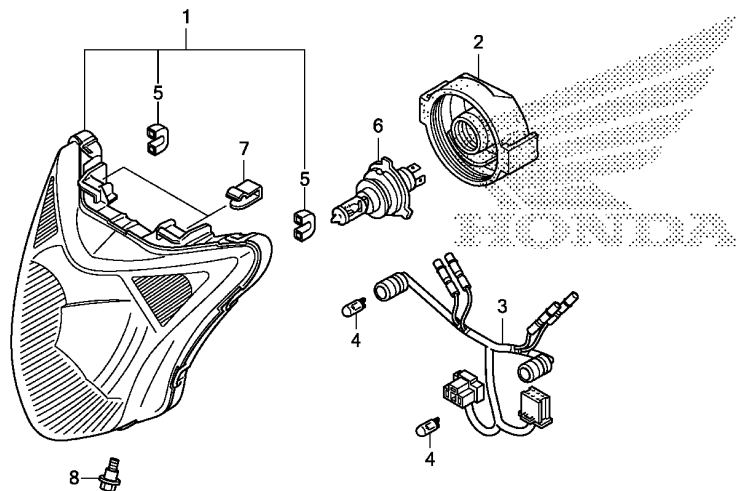
K433E2200

Ref. No.	Part No.	Description	Reqd. QTY		Serial No.	Parts catalogue code
			CBF160M	H		
25	93500-05012-1H	SCREW, PAN, 5X12	2			
26	93892-05012-18	SCREW-WASHER, 5X12	2			
27	95002-02089	CLIP, TUBE(B8)	1			
28	95005-45555-50	TUBE, 4.5X555 (95005-45001-50M)	1			
29	99101-KSP-1120	JET, MAIN, #112	1		-----	2CO,CO,MX
	99101-MAZ-1150	JET, MAIN, #115	1		-----	LA

2

F-1

HEADLIGHT



K433F0100

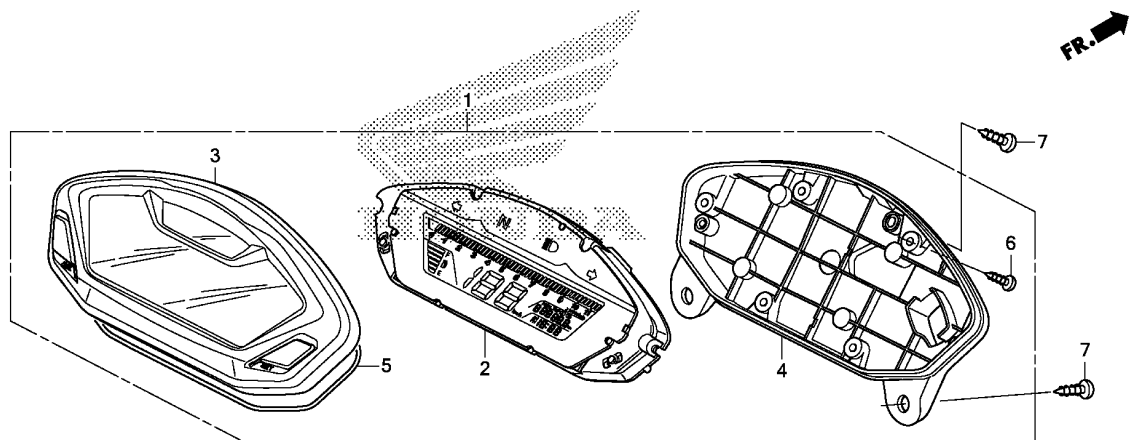
Ref. No.	L.O.N.	(Relative ref. Number) Description	F.R.T.
1	6161A7	HEADLIGHT UNIT	0.3
3	616180	SOCKET, POSITION LIGHT	0.2
4	616182	BULB, POSITION LIGHT	0.2
.NOTE: Same time for two units (2)			
6	616118	BULB, HEADLIGHT	0.2

Ref. No.	Part No.	Description	Reqd. QTY CBF160M H	Serial No.	Parts catalogue code
1	33120-K43-901	HEADLIGHT UNIT	1		
2	33126-K21-901	COVER, RUBBER	1		
3	33150-K43-901	SOCKET COMP., POSITION LIGHT	1		
4	33301-KVE-900	BULB, WEDGE BASE(T10 12V 5W)	2		
	33301-SA0-741	BULB(12V 5W)(STANLEY)	2		
5	33706-K43-901	TUBE	2		
6	34901-KTE-740	BULB, HEADLIGHT(HS1) (12V 35/35W)(PHILIPS)	1		
	34901-KVN-971	BULB, HEADLIGHT(HS1) (12V 35/35W)(PHOENIX)	1		
7	53209-GAH-000	CLIP, HEADLIGHT	2		
8	90102-K43-900	BOLT, ADJUSTING	1		



F-2

METER



K433F0200

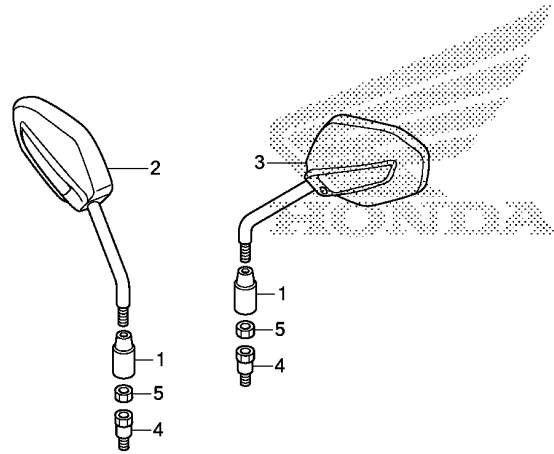
Ref. No.	L.O.N.	(Relative ref. Number) Description	F.R.T.
1	8121A1	METER ASSY., COMBINATION	0.3
2	8121A2	METER, COMBINATION	0.4
3		(5)	
	8121B4	CASE, METER :UPPER	0.3
4	8121B5	CASE, METER :LOWER	0.3

3

Ref. No.	Part No.	Description	Reqd. QTY CBF160M H	Serial No.	Parts catalogue code
1	37100-K43-901	METER ASSY., COMBINATION(KPH)	1		
2	37101-K43-901	METER COMP., LCD	1		
3	37102-K38-901	CASE ASSY., UPPER	1		
4	37103-K43-901	CASE ASSY., UNDER	1		
5	37180-K38-901	GASKET	1		
6	90314-K38-901	SCREW, TAPPING, 3X14	6		
7	93903-35220	SCREW, TAPPING, 5X12	3		

F-3

MIRROR



K433F0300

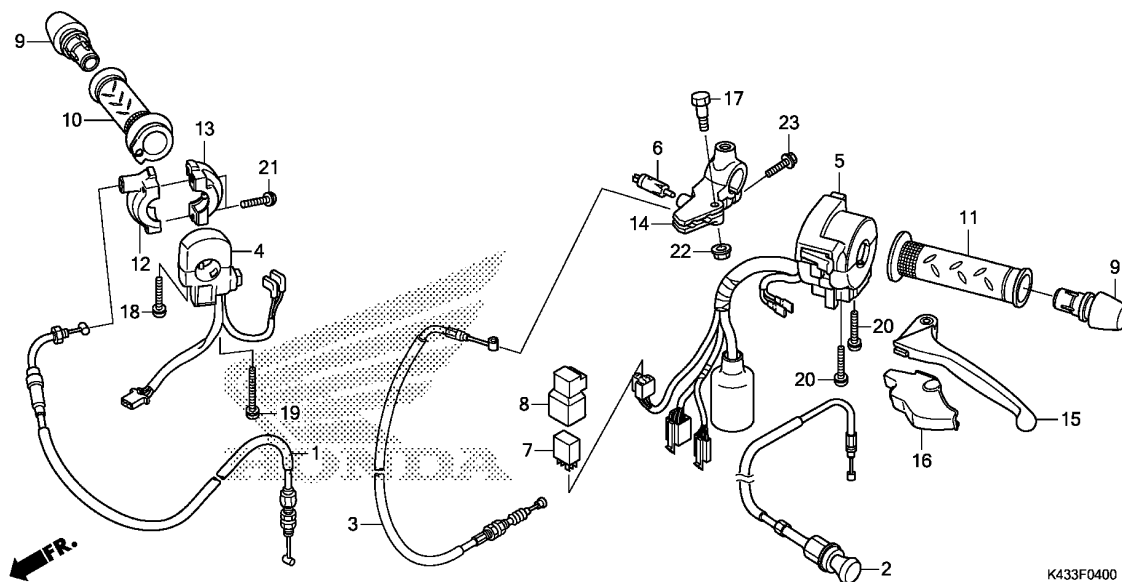
Ref. No.	L.O.N.	(Relative ref. Number) Description	F.R.T.
----------	--------	------------------------------------	--------

NO INFORMATION

Ref. No.	Part No.	Description	Reqd. QTY	Serial No.	Parts catalogue code
			CBF160M H		
1	88114-198-D10	CAP, LOCK NUT	2		
2	88210-K38-901ZC	MIRROR COMP., R. *NH1*.....BLACK	1		
3	88220-K38-901ZC	MIRROR COMP., L. *NH1*.....BLACK	1		
4	90103-KTE-920	BOLT, ADAPTER, 10MM	2		
5	90201-MW3-620	NUT, HEX., 10MM (LEFT HAND THREAD)	2		

F-4

HANDLE LEVER/SWITCH/CABLE

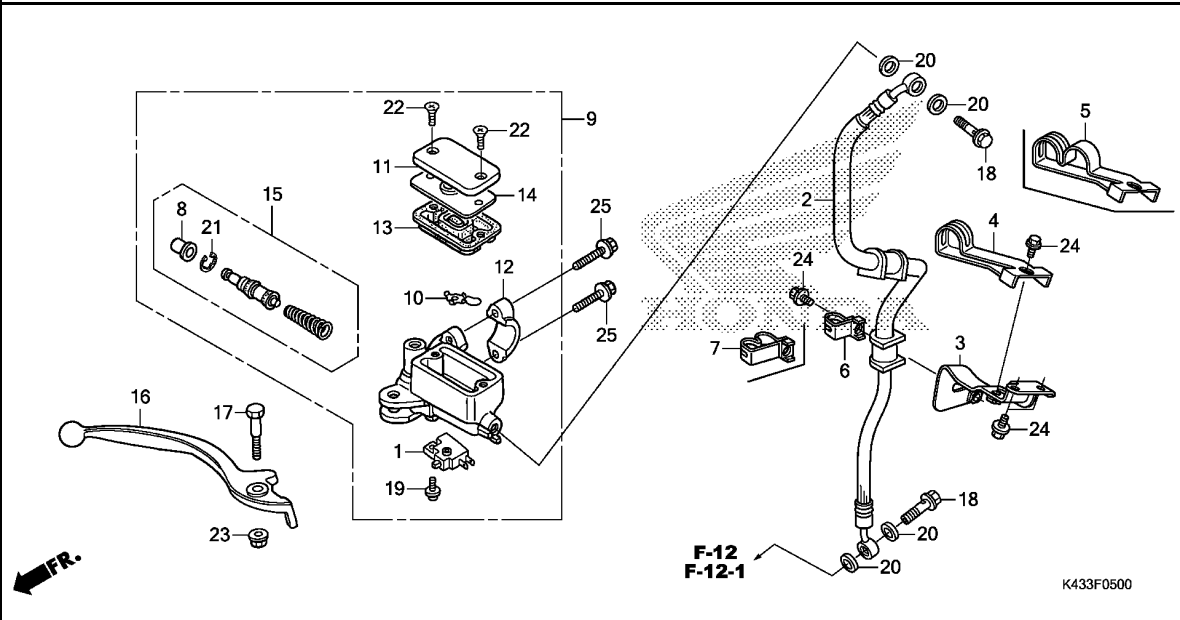


Ref. No.	L.O.N.	(Relative ref. Number) Description	F.R.T.
1	811100	CABLE, THROTTLE	0.5
2	811120	CABLE, CHOKE	0.4
3	811115	CABLE, CLUTCH	0.3
4	615116	SWITCH, STARTER	0.5
5	615118	SWITCH, WINKER	0.5
6	6151A9	SWITCH, CLUTCH	0.3
7	6111M4	RELAY, PASSING	0.3
10	810150	GRIP, THROTTLE	0.1
11	8101C0	GRIP, HANDLE :LEFT	0.1
14	8101C8	BRACKET, HANDLE LEVER :LEFT ..	0.3
15	8101C6	LEVER, HANDLE :LEFT	0.1
	8101F5	LEVER, HANDLE :BOTH	0.2

Ref. No.	Part No.	Description	Reqd. QTY	Serial No.	Parts catalogue code
			CBF160M H		
1	17910-K43-901	CABLE COMP., THROTTLE	1		
2	17950-K43-901	CABLE COMP., CHOKE	1		
3	22870-K43-901	CABLE COMP., CLUTCH	1		
4	35150-K38-901	SWITCH ASSY., STARTER	1		
5	35200-K43-L01	SWITCH ASSY., WINKER	1		
6	35330-KWS-901	SWITCH ASSY., CLUTCH	1		
7	38502-KSP-910	RELAY COMP., POWER (MICRO ISO 5P)	1		
8	38506-KSP-910	SUSPENSION, POWER RELAY	1		
9	53105-KRC-900	END, STEERING HANDLE	2		
10	53140-KSP-A70	GRIP COMP., THROTTLE	1		
11	53166-KSP-A70	GRIP, L. HANDLE	1		
12	53167-KWF-900	HOUSING, UPPER THROTTLE	1		
13	53168-KTE-910	HOUSING, UNDER THROTTLE	1		
14	53172-KTE-930	BRACKET, L. HANDLE LEVER	1		
15	53178-K21-900	LEVER COMP., L. HANDLE	1		
16	53179-KWF-950	COVER, L. HANDLE LEVER	1		
17	90114-310-000	BOLT, HANDLE LEVER PIVOT	1		
18	93500-04032-0G	SCREW, PAN, 4X32	1		
19	93500-04045-0G	SCREW, PAN, 4X45	1		
20	93500-05020-0G	SCREW, PAN, 5X20	2		
21	93500-05022-0G	SCREW, PAN, 5X22	2		
22	94050-06000	NUT, FLANGE, 6MM	1		
23	96001-06025-00	BOLT, FLANGE, 6X25	1		

F-5

FRONT BRAKE MASTER CYLINDER



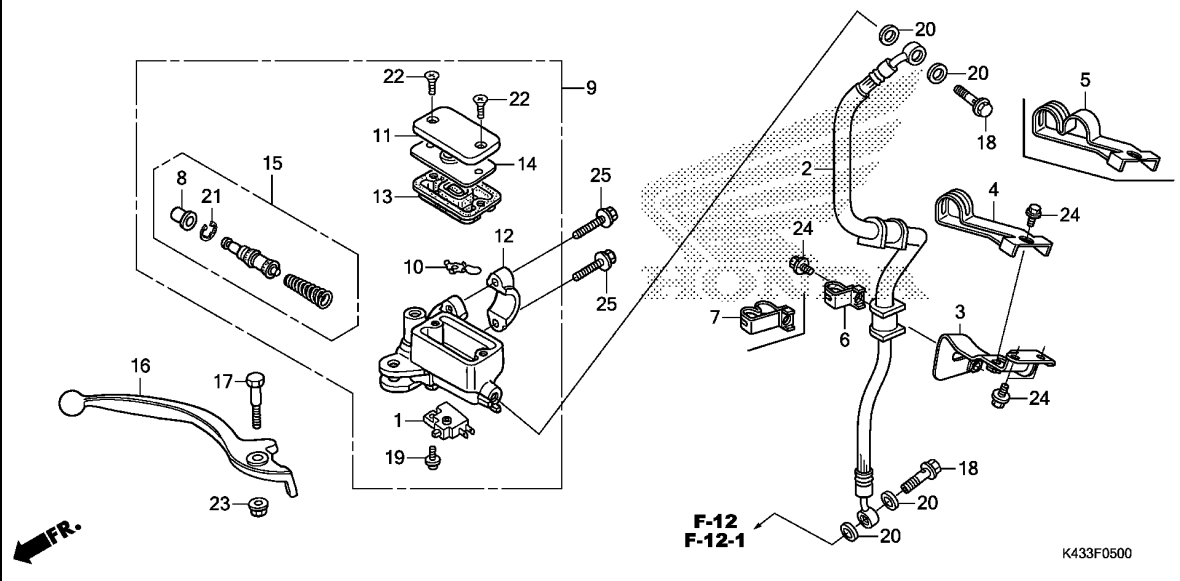
Ref. No.	L.O.N.	(Relative ref. Number) Description	F.R.T.
1	6151B2	SWITCH, FRONT STOP	0.2
2	712127	HOSE A, FRONT BRAKE	0.5
9	712105	CYLINDER, FRONT BRAKE MASTER . .INCLUDES: Bleed brakes	0.4
13	7121G6	DIAPHRAGM, FRONT BRAKE MASTER CYLINDER	0.1
15	7121G9	PISTON SET, FRONT BRAKE MASTER .INCLUDES: Bleed brakes	0.4
16	8101C7	LEVER, HANDLE :RIGHT	0.1
	8101F5	LEVER, HANDLE :BOTH	0.2

Ref. No.	Part No.	Description	Reqd. QTY	Serial No.	Parts catalogue code
			CBF160M H		
1	35340-KSP-B51	SWITCH ASSY., FR. STOP	1		
2	45126-K43-911	HOSE COMP. A, FR. BRAKE	1	----- 2CO	
	45126-K43-901	1	----- CO,LA,MX	
3	45131-K43-900	STAY COMP., FR. BRAKE HOSE ..	1		
4	45155-K43-900	CLAMPER A, FR. BRAKE HOSE ...	1	----- CO,LA,MX	
5	45155-K43-910	CLAMPER A, FR. BRAKE HOSE ...	1	----- 2CO	
6	45156-K43-900	CLAMPER B, FR. BRAKE HOSE ...	1	----- CO,LA,MX	
7	45156-K43-910	CLAMPER B, FR. BRAKE HOSE ...	1	----- 2CO	
8	45504-410-003	BOOT COMP.	1		
9	45510-K21-901	CYLINDER SUB ASSY., FR. BRAKE MASTER(NISSIN)	1		
10	45512-MA6-006	PROTECTOR	1		
11	45513-HA2-006	CAP, MASTER CYLINDER	1		
12	45517-166-006	HOLDER, MASTER CYLINDER	1		
13	45520-GE2-006	DIAPHRAGM	1		
14	45521-K21-901	PLATE, DIAPHRAGM	1		
15	45530-471-831	CYLINDER SET, MASTER	1		
16	53175-KSP-B51	LEVER, R. STEERING HANDLE ...	1		
17	90114-166-006	BOLT, HANDLE LEVER PIVOT	1		
18	90145-GAZ-981	BOLT, OIL, 10X22	2		
19	90508-K21-921	SCREW-WASHER, 4X12	1		
20	90545-300-000	WASHER, OIL BOLT	4		
21	90651-MA5-671	CIRCLIP	1		
22	93600-04012-1G	SCREW, FLAT, 4X12	2		
23	94050-06000	NUT, FLANGE, 6MM	1		



F-5

FRONT BRAKE MASTER CYLINDER



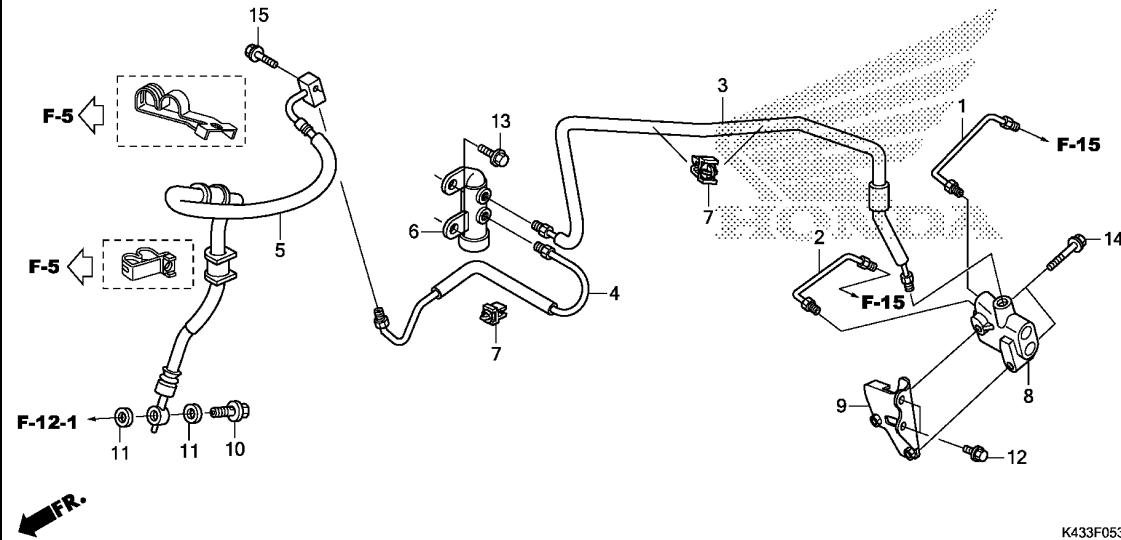
Ref. No.	Part No.	Description	Reqd. QTY		Serial No.	Parts catalogue code
			CBF160M	H		

24	96001-06012-00	BOLT, FLANGE, 6X12	4		
25	96001-06022-00	BOLT, FLANGE, 6X22	2		

3

F-5-30

BRAKE PIPE

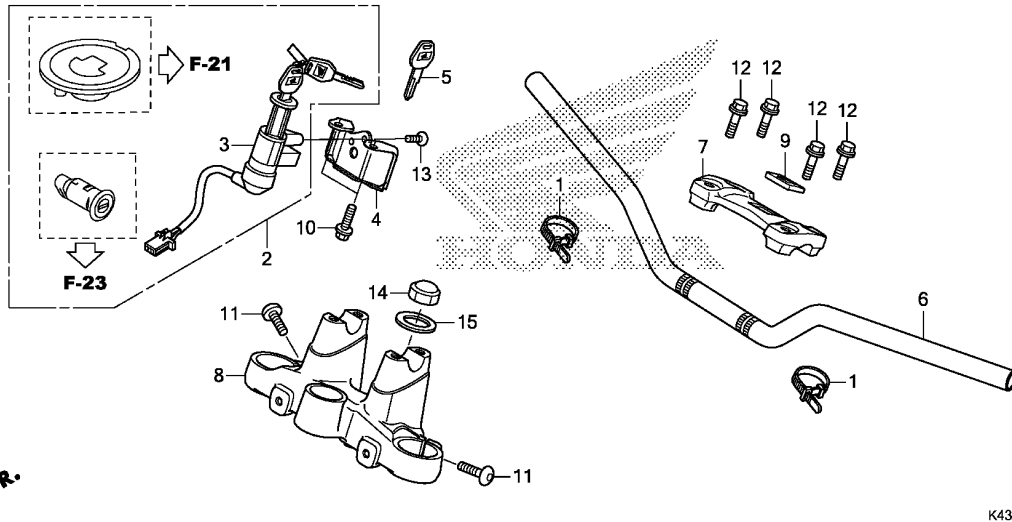


Ref. No.	L.O.N.	(Relative ref. Number) Description	F.R.T.
1	7121D7	PIPE A, REAR BRAKEINCLUDES: Bleed brakes	1.0
2	7121D8	PIPE B, REAR BRAKEINCLUDES: Bleed brakes	1.0
3	7121C5	PIPE, FRONT BRAKEINCLUDES: Bleed brakes	1.0
4	7121C8	PIPE B, FRONT BRAKEINCLUDES: Bleed brakes	0.8
5	712128	HOSE B, FRONT BRAKEINCLUDES: Bleed brakes	0.7
6	712165	VALVE, DELAYINCLUDES: Bleed brakes	0.6
8	7121H2	VALVE, PROPORTIONING CONTROLINCLUDES: Bleed brakes	1.1

Ref. No.	Part No.	Description	Reqd. QTY		Serial No.	Parts catalogue code
			CBF160M	H		
1	43311-K43-910	PIPE COMP. A, RR. BRAKE	1	-----	-----	2C0
2	43312-K43-910	PIPE COMP. B, RR. BRAKE	1	-----	-----	2C0
3	45127-K43-910	PIPE COMP., FR. BRAKE	1	-----	-----	2C0
4	45128-K43-910	PIPE COMP. B, FR. BRAKE	1	-----	-----	2C0
5	45129-K43-911	HOSE COMP. B, FR. BRAKE	1	-----	-----	2C0
6	46300-MFG-D21	VALVE ASSY., DELAY	1	-----	-----	2C0
7	46391-SDA-A01	CLIP G, BRAKE PIPE	3	-----	-----	2C0
8	46400-K21-921	PCV ASSY.	1	-----	-----	2C0
9	46410-K43-910	STAY COMP., PCV	1	-----	-----	2C0
10	90145-GAZ-981	BOLT, OIL, 10X22	1	-----	-----	2C0
11	90545-300-000	WASHER, OIL BOLT	2	-----	-----	2C0
12	95701-06012-08	BOLT, FLANGE, 6X12	2	-----	-----	2C0
13	95701-06014-00	BOLT, FLANGE, 6X14	2	-----	-----	2C0
14	95801-06040-08	BOLT, FLANGE, 6X40	2	-----	-----	2C0
	95802-06040-08	2	-----	-----	2C0
15	96001-06025-00	BOLT, FLANGE, 6X25	1	-----	-----	2C0

F-7

HANDLE PIPE/TOP BRIDGE

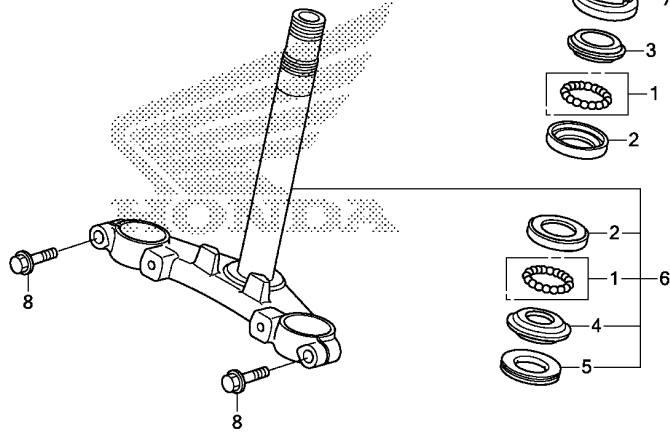


Ref. No.	L.O.N.	(Relative ref. Number) Description	F.R.T.
2	6151A1	KEY SET	1.2
3	615145	SWITCH, COMBINATION & LOCK ...	0.9
6	810100	PIPE, STEERING HANDLE	0.5
8	510110	BRIDGE, FORK TOP	0.9

Ref. No.	Part No.	Description	Reqd. QTY CBF160M H	Serial No.	Parts catalogue code
1	32161-KSP-920	BAND B1, WIRE	2		
2	35010-K43-900	KEY SET	1		
3	35100-K38-901	SWITCH ASSY., COMBINATION & LOCK	1		
4	35105-K43-900	STAY COMP., COMBINATION SWITCH	1		
5	35121-KPP-N01	KEY, BLANK	(1)		
6	53100-K43-900ZA	PIPE, STEERING HANDLE *NHBO7M*			
7	53131-KSP-B00ZA	HOLDER, HANDLE UPPER *NH303M*	1		
8	53230-K43-900ZA	BRIDGE, FORK TOP *NH1*.....BLACK	1		
9	86150-KWS-601	EMBLEM, PRODUCT(SJS)	1		
10	90100-KYJ-710	BOLT, COMBINATION SWITCH SETTING	2		
11	90101-K43-900	BOLT, SOCKET, 8X35	2		
12	90111-362-000	BOLT, FLANGE, 8X36	4		
13	90164-KPL-900	SCREW, U-LOCK FLAT, 6X12	2		
14	90304-KSP-900	NUT, STEERING STEM	1		
15	90503-KSP-900	WASHER, STEERING STEM	1		

F-9

STEERING STEM



←FR.

K433F0900

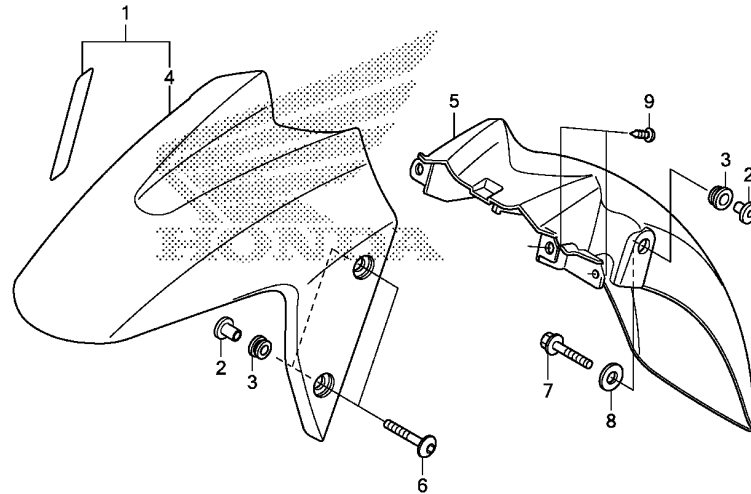
Ref. No.	L.O.N.	(Relative ref. Number) Description	F.R.T.
2		(1)	
	5101A0	RACE, STEERING BALL :UPPER ...	1.4
	5101A1	RACE, STEERING BALL :LOWER ...	1.6
	5101C9	RACE, STEERING BALL :BOTH	1.6
3	5101A9	RACE, STEERING TOP CONE	1.4
4		(1,5)	
	5101B0	RACE, STEERING BOTTOM CONE ...	1.6
6	510100	STEM OR SHAFT ASSY., STEERING	1.4
7	5101B2	THREAD, STEERING HEAD TOP	1.2

Ref. No.	Part No.	Description	Reqd. QTY CBF160M H	Serial No.	Parts catalogue code
1	06531-KW6-840	BALL ASSY., STEEL, #8X18	2		
2	50301-K21-900	RACE, STEERING BALL	2		
	50301-KTR-900	RACE, STEERING TOP BALL	2		
3	53211-268-010	RACE, STEERING TOP CONE	1		
4	53212-200-000	RACE, STEERING BOTTOM CONE ..	1		
	53212-K21-900	1		
5	53214-200-000	DUST SEAL, STEERING HEAD	1		
6	53219-K43-900	STEM SUB ASSY., STEERING	1		
7	53220-KSP-860	THREAD COMP., STEERING HEAD			
		TOP	1		
8	95701-10032-07	BOLT, FLANGE, 10X32	2		

3

F-10

FRONT FENDER



K433F1000

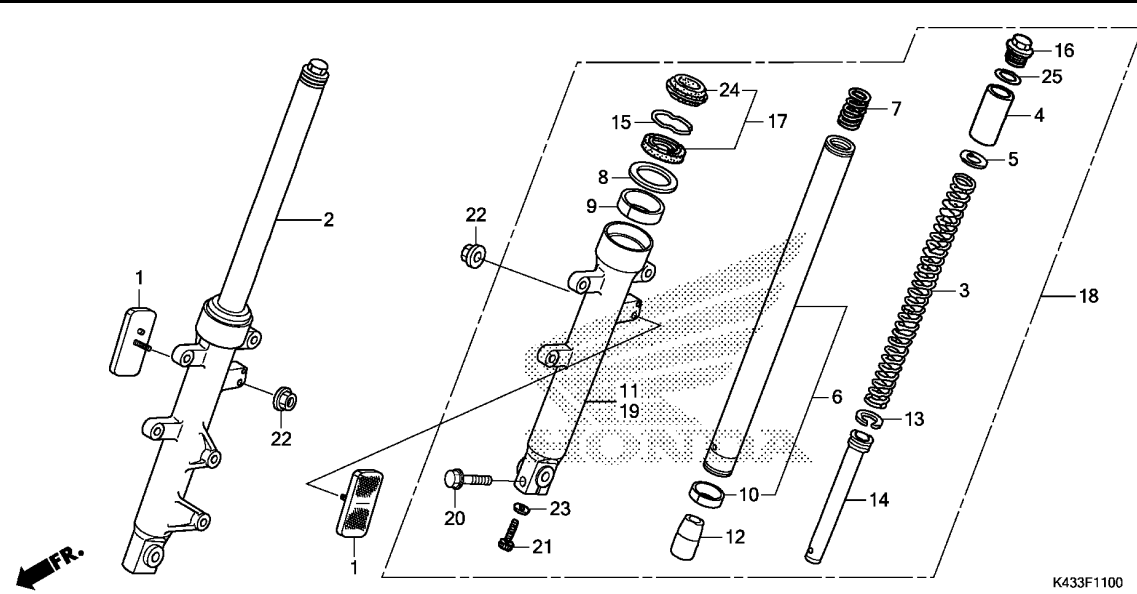
Ref. No.	L.O.N.	(Relative ref. Number) Description	F.R.T.
1		(4)	
413103		FENDER A, FRONT	0.4
413104		FENDER B, FRONT	0.4

3

Ref. No.	Part No.	Description	Reqd. QTY	Serial No.	Parts catalogue code
			CBF160M H		
1	61000-K43-910ZF	FENDER SET A, FR.(WL)			
		TYPE5.....	1	-----	2C0
	61000-K43-910ZH	*TYPE3*.....	1	-----	2C0
	61000-K43-910ZJ	*TYPE2*.....	1	-----	2C0
	61000-K43-910ZK	*TYPE1*.....	1	-----	2C0
2	61103-KRY-900	COLLAR A, FR. FENDER	6		
3	61105-KRY-900	RUBBER, FR. FENDER MOUNTING	6		
4	61111-K43-900ZA	FENDER A, FR.			
		YR302M..NEO ORANGE METALLIC	1	-----	CO,LA,MX
	61111-K43-900ZB	*R321*.....SPORTS RED	1	-----	CO,LA,MX
	61111-K43-900ZD	*NHB63P*..PEARL AMAZING WHITE	1	-----	CO,LA,MX
	61111-K43-900ZE	*NHA84P*PEARL NIGHTSTAR BLACK	1	-----	CO,LA,MX
5	61121-K43-900	FENDER B, FR.	1		
6	90130-KYJ-900	SCREW, PAN, 6X22	4		
7	90131-KYJ-900	BOLT, FLANGE, 6X22	2		
8	90485-286-000	WASHER, 6MM	2		
9	93903-25280	SCREW, TAPPING, 5X12	4		

F-11

FRONT FORK

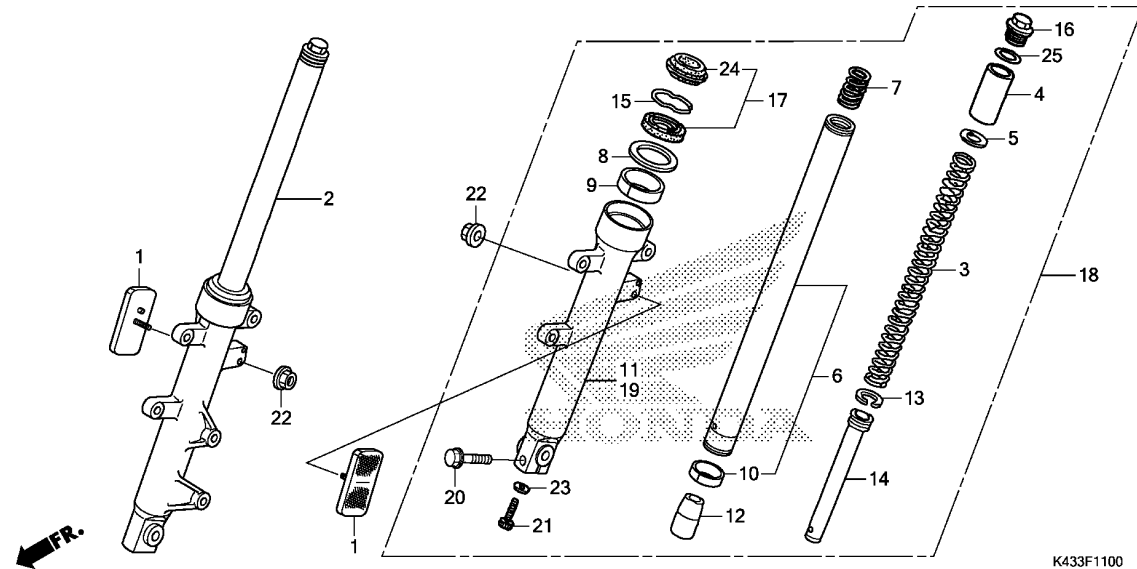


Ref. No.	L.O.N.	(Relative ref. Number) Description	F.R.T.
2	5111C3	FORK ASSY., FRONT :RIGHT	0.4
3	5111C5	SPRING, FRONT FORK :LEFT	0.6
	5111C6	SPRING, FRONT FORK :RIGHT	0.6
	5111C7	SPRING, FRONT FORK :BOTH	0.9
6		(7,9,10,12,13,14)	
	5111G2	PIPE, FRONT FORK :LEFT	0.8
	5111G3	PIPE, FRONT FORK :RIGHT	0.8
	5111G4	PIPE, FRONT FORK :BOTH	1.3
11	5111D2	CASE, BOTTOM :RIGHT	0.8
17	5111E7	SEAL SET, FRONT FORK :LEFT	0.7
	5111E8	SEAL SET, FRONT FORK :RIGHT	0.7
	5111E9	SEAL SET, FRONT FORK :BOTH	1.1
18	5111C2	FORK ASSY., FRONT :LEFT	0.4
	5111C4	FORK ASSY., FRONT :BOTH	0.5
19	5111D1	CASE, BOTTOM :LEFT	0.8
	5111D3	CASE, BOTTOM :BOTH	1.3

Ref. No.	Part No.	Description	Reqd. QTY	Serial No.	Parts catalogue code
			CBF160M H		
1	33740-KZK-951	REFLECTOR, FR. SIDE REFLEX ..	2		
2	51400-K43-911	FORK ASSY., R. FR.(SHOWA) ..	1	----- 2CO	
	51400-K43-901	1	----- CO,LA,MX	
3	51401-K43-901	SPRING, FR. CUSHION	2		
4	51402-KYJ-711	COLLAR, SPRING	2		
5	51403-ME4-003	SEAT, SPRING	2		
6	51410-K43-901	PIPE COMP., FR. FORK	2		
7	51411-MG1-003	SPRING, FR. FORK REBOUND	2		
8	51412-461-003	RING, BACK UP	2		
9	51414-KFB-901	BUSH, GUIDE	2		
10	51415-KFB-901	BUSH, SLIDER	2		
11	51420-K43-911	CASE, R. BOTTOM	1	----- 2CO	
	51420-K43-901	1	----- CO,LA,MX	
12	51432-K43-901	PIECE, OIL LOCK	2		
13	51437-ML7-691	RING, PISTON	2		
14	51440-KYJ-711	PIPE, SEAT	2		
15	51447-KR6-003	RING, OIL SEAL STOPPER	2		
16	51450-K43-901	BOLT, FR. FORK	2		
17	51490-KWL-003	SEAL SET, FR. FORK	2		
18	51500-K43-901	FORK ASSY., L. FR.(SHOWA) ..	1		
19	51520-K43-901	CASE, L. BOTTOM	1		
20	90109-MR7-000	BOLT, FLANGE, 8X45	1		
21	90116-KV3-701	BOLT, SOCKET, 8MM(SHOWA)	2		
22	90301-KWN-901	NUT, U, 5MM	2		
23	90544-283-000	WASHER, SPECIAL, 8MM(SHOWA) ..	2		

F-11

FRONT FORK



K433F1100

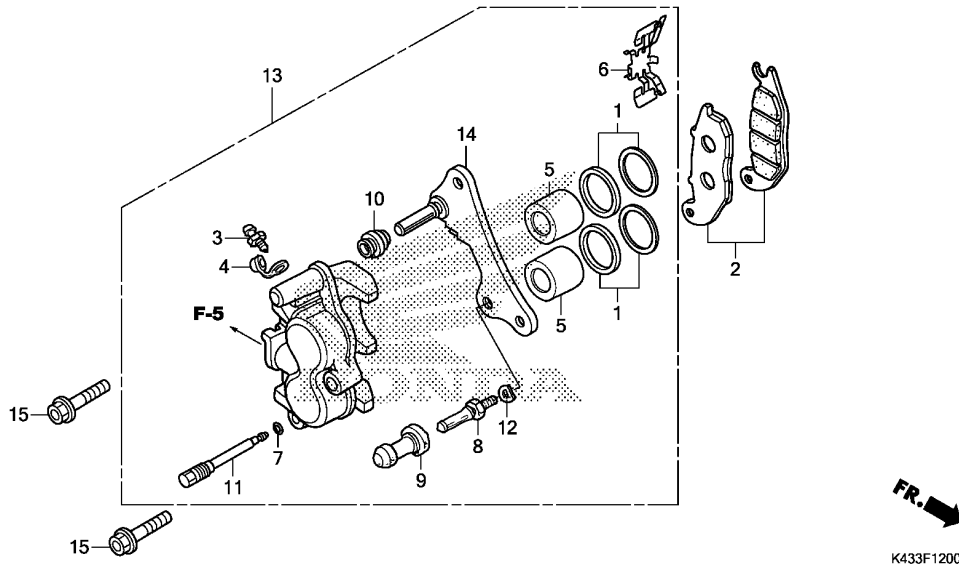
3

Ref. No.	Part No.	Description	Reqd. QTY		Serial No.	Parts catalogue code
			CBF160M	H		

24	91254-KAZ-003	SEAL, DUST	2			
25	91357-ME4-003	O-RING, 27.7X3.5	2			

F-12

FRONT BRAKE CALIPER(1)

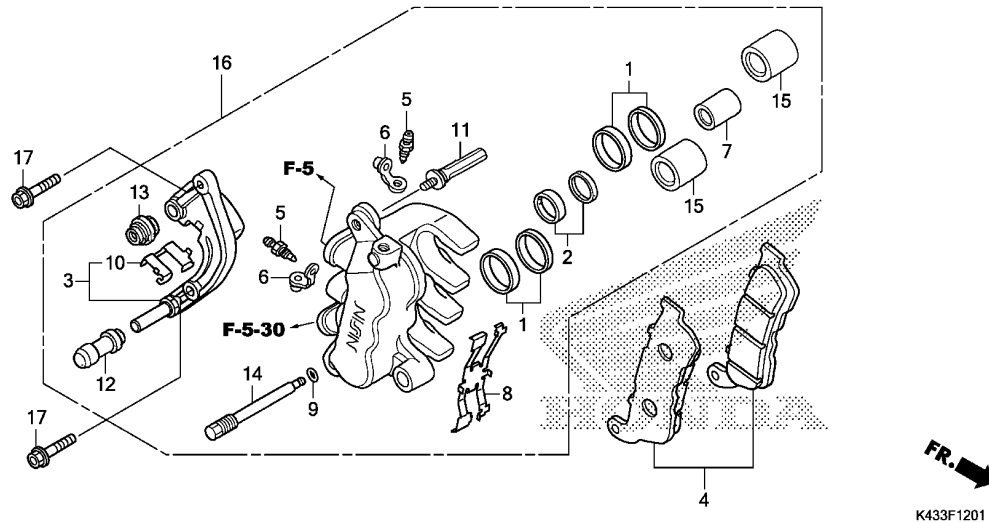


Ref. No.	L.O.N.	(Relative ref. Number) Description	F.R.T.
2	711115	SHOE(PAD) SET, BRAKE :FRONT .. (1)	0.1
5	7111D1	PISTON, FRONT BRAKE CALIPER .. .INCLUDES: Bleed brakes .NOTE: Same time for two units	0.5
13	711130	CALIPER, FRONT BRAKE	0.4
14	7111G0	BRACKET, FRONT CALIPER	0.2

Ref. No.	Part No.	Description	Reqd. QTY	Serial No.	Parts catalogue code
			CBF160M H		
1	06451-GE2-405	SEAL SET, PISTON	2	-----	CO,LA,MX
2	06455-KPP-N01	PAD SET, FR.	1	-----	CO,LA,MX
3	43352-568-003	SCREW, BLEEDER(NISSIN)	1	-----	CO,LA,MX
4	43353-461-771	CAP, BLEEDER	1	-----	CO,LA,MX
5	45107-GE2-006	PISTON	2	-----	CO,LA,MX
6	45108-KPH-951	SPRING, PAD	1	-----	CO,LA,MX
7	45111-MAJ-G41	RING, STOPPER	1	-----	CO,LA,MX
8	45131-GZ0-006	BOLT, PIN	1	-----	CO,LA,MX
9	45132-166-016	BOOT, PIN BUSH(NISSIN)	1	-----	CO,LA,MX
10	45133-MA3-006	BOOT B	1	-----	CO,LA,MX
11	45215-KPH-951	PIN, HANGER	1	-----	CO,LA,MX
12	45216-166-006	WASHER, WAVE	1	-----	CO,LA,MX
13	45250-KYE-902	CALIPER SUB ASSY., R. FR. (NISSIN)	1	-----	CO,LA,MX
14	45290-KPP-901	BRACKET SUB ASSY., R. FR.	1	-----	CO,LA,MX
15	90131-KYJ-710	BOLT, FLANGE, 8X32	2	-----	CO,LA,MX

F-12-1

FRONT BRAKE CALIPER(2)



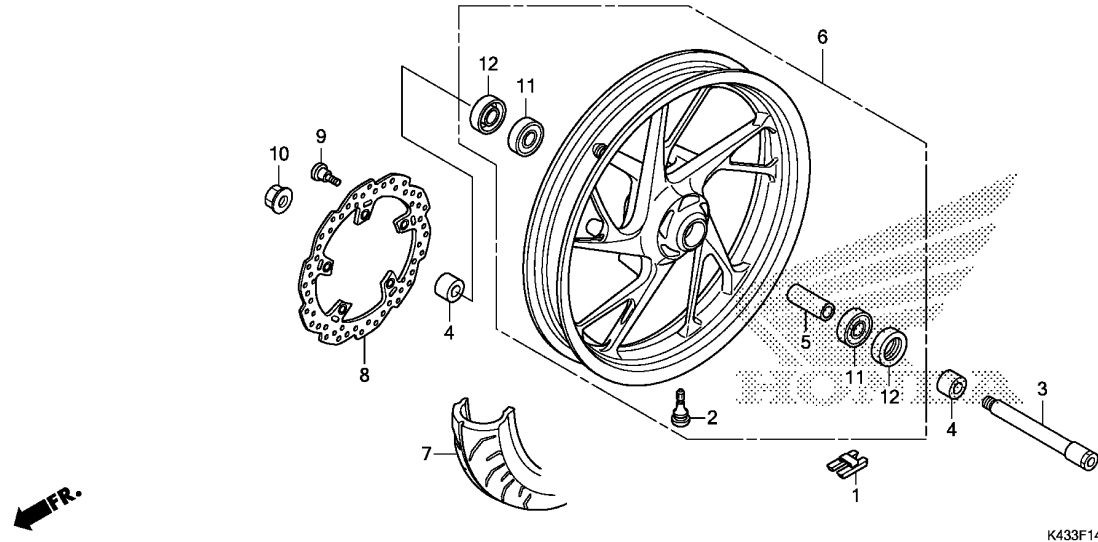
Ref. No.	L.O.N.	(Relative ref. Number) Description	F.R.T.
3	7111G0	BRACKET, FRONT CALIPER	0.2
4	7111H5	SHOE(PAD) SET, BRAKE :FRONT ..	0.1
7	7111Q2	PISTON, FRONT BRAKE CALIPER(A) .INCLUDES: Bleed brakes .NOTE: Same time for two units or more	0.9
16	7111Q3	CALIPER, FRONT BRAKE(A)	0.7
		.INCLUDES: Bleed brakes	

3

Ref. No.	Part No.	Description	Reqd. QTY	Serial No.	Parts catalogue code
			CBF160M H		
1	06431-MA3-405	SEAL SET, PISTON	2	-----	2C0
2	06451-MZ2-405	SEAL SET, PISTON	1	-----	2C0
3	06453-MCW-H01	BRACKET SUB ASSY., R. FR. ...	1	-----	2C0
4	06455-K43-911	PAD SET, FR.	1	-----	2C0
5	43352-568-003	SCREW, BLEEDER(NISSIN)	2	-----	2C0
6	43353-461-771	CAP, BLEEDER	2	-----	2C0
7	45107-MAJ-G41	PISTON A, 22X27	1	-----	2C0
8	45108-MBT-D52	SPRING, PAD	1	-----	2C0
9	45111-MAJ-G41	RING, STOPPER	1	-----	2C0
10	45112-MZ2-006	RETAINER, BRACKET	2	-----	2C0
11	45131-ML7-921	BOLT A, PIN	1	-----	2C0
12	45132-166-016	BOOT, PIN BUSH(NISSIN)	1	-----	2C0
13	45133-MA3-006	BOOT B	1	-----	2C0
14	45215-MBT-D51	PIN, HANGER	1	-----	2C0
15	45218-MAJ-G41	PISTON B, 27X35	2	-----	2C0
16	45250-K43-911	CALIPER SUB ASSY., R. FR. (NISSIN)	1	-----	2C0
17	90131-KYJ-710	BOLT, FLANGE, 8X32	2	-----	2C0

F-14-40

FRONT WHEEL

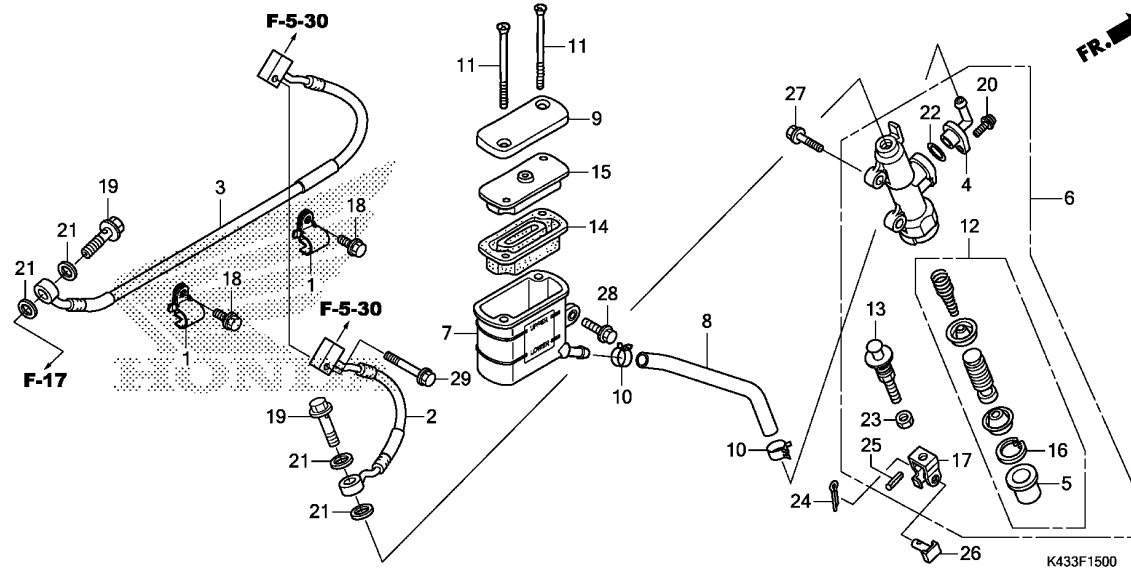


Ref. No.	L.O.N.	(Relative ref. Number) Description	F.R.T.
1	7101A6	WEIGHT, BALANCE :FRONT	0.5
3		(12)	
	710151	AXLE, FRONT WHEEL	0.2
6	7101D4	FRONT WHEEL	0.9
		.INCLUDES: Balance	
7	710139	FRONT TIRE(ONE)	0.8
		.INCLUDES: Balance	
8	711120	DISC, FRONT BRAKE	0.3
11	710115	BEARING, FRONT WHEEL(ONE)	0.4
	710115G	.Replace 1 bearing add	0.1

Ref. No.	Part No.	Description	Reqd. QTY	Serial No.	Parts catalogue code
			CBF160M H		
1	42704-MER-D00	WEIGHT, BALANCE(10G)	N		
	42705-MER-D00	WEIGHT, BALANCE(20G)	N		
	42706-MER-D00	WEIGHT, BALANCE(30G)	N		
2	42753-KWF-901	VALVE, RIM(TRITON)	1		
3	44301-KYJ-900	AXLE, FR. WHEEL	1		
4	44311-KYJ-900	COLLAR, FR. WHEEL	2		
5	44620-KYJ-900	COLLAR, FR. AXLE DISTANCE	1		
6	44650-K43-900ZA	WHEEL SUB ASSY., FR. *NH303M*			
		MAT AXIS GRAY METALLIC	1		
7	44711-K43-901	TIRE, FR.(MRF) (100/80-17 M/C 52S)	1		
8	45251-K43-901	DISK, FR. BRAKE(YUTAKA)	1		
9	90105-KSP-870	BOLT, DISK, 8X24	5		
10	90306-KTE-911	NUT, FLANGE SPECIAL, 12MM (SIMMONDS MARSHALL)	1		
11	91052-K21-901	BEARING, RADIAL BALL, 6302UU (NEI)	2		
12	91252-MC7-003	DUST SEAL, 22X42X7(ARAI)	2		

F-15

REAR BRAKE MASTER CYLINDER



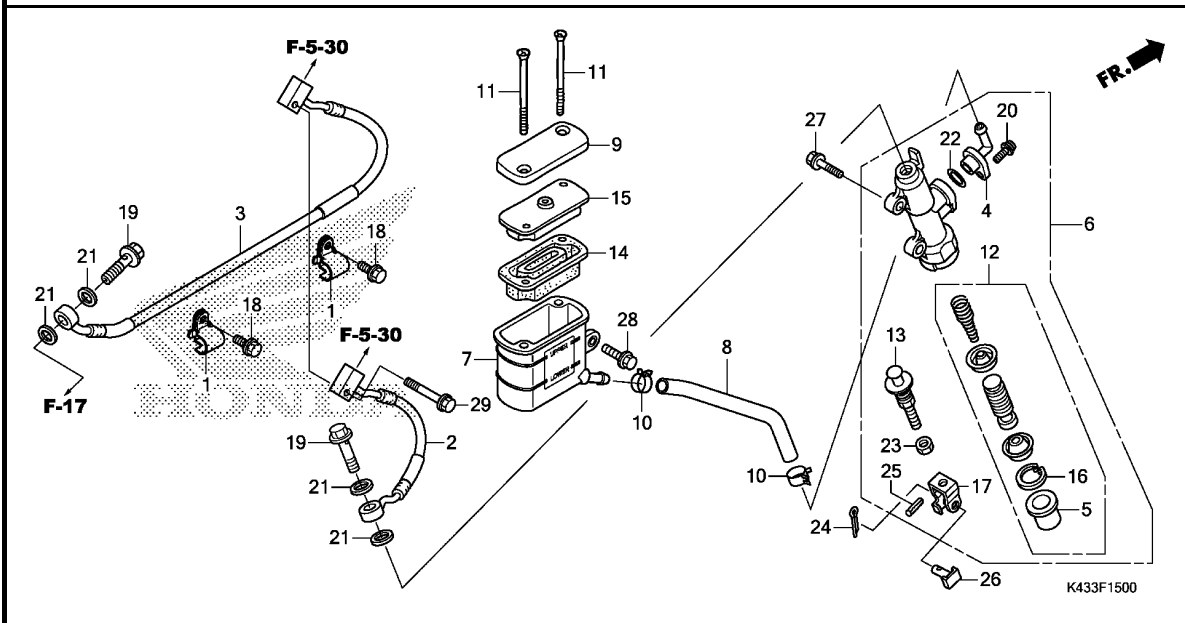
Ref. No.	L.O.N.	(Relative ref. Number) Description	F.R.T.
2	712180	HOSE A, REAR BRAKEINCLUDES: Bleed brakes	0.6
3	712180	HOSE B, REAR BRAKEINCLUDES: Bleed brakes	0.6
6	712125	CYLINDER, REAR BRAKE MASTER .. .INCLUDES: Bleed brakes	0.7
7	7121F6	CUP, REAR MASTER CYLINDER OIL .INCLUDES: Bleed brakes	0.4
8	7121C2	HOSE, REAR MASTER CYLINDER OIL CUPINCLUDES: Bleed brakes	0.5
12	7121H0	PISTON SET, REAR BRAKE MASTER .INCLUDES: Bleed brakes	0.7
14	7121G7	DIAPHRAGM, REAR BRAKE MASTER CYLINDER	0.1

3

Ref. No.	Part No.	Description	Reqd. QTY	Serial No.	Parts catalogue code
			CBF160M H		
1	43155-K15-900	CLAMPER, RR. BRAKE HOSE	2	----- 2C0	
2	43310-K43-911	HOSE COMP. A, RR. BRAKE	1	----- 2C0	
3	43313-K43-911	HOSE COMP. B, RR. BRAKE	1	----- 2C0	
4	43503-MER-D01	CONNECTOR, MASTER CYLINDER ..	1	----- 2C0	
5	43504-MB2-006	BOOT COMP.	1	----- 2C0	
6	43510-K43-911	CYLINDER SUB ASSY., RR. MASTER (NISSIN)	1	----- 2C0	
7	43511-K43-911	CUP COMP., OIL	1	----- 2C0	
8	43512-K43-911	HOSE, RR. MASTER CYLINDER ...	1	----- 2C0	
9	43513-KBP-881	CAP, MASTER CYLINDER	1	----- 2C0	
10	43514-KS6-701	CLAMP, MASTER CYLINDER OIL HOSE	2	----- 2C0	
11	43516-KYJ-901	SCREW, FLAT, 4X60	2	----- 2C0	
12	43520-MB2-315	PISTON SET, MASTER CYLINDER (NISSIN)	1	----- 2C0	
13	43530-MV9-006	ROD COMP., PUSH	1	----- 2C0	
14	45520-GW0-911	DIAPHRAGM	1	----- 2C0	
15	45521-GW0-911	PLATE, DIAPHRAGM	1	----- 2C0	
16	46182-MEL-D21	CIRCLIP	1	----- 2C0	
17	46504-KV6-702	JOINT, BRAKE ROD	1	----- 2C0	
18	90102-KGH-900	BOLT, FLANGE, 6X10	2	----- 2C0	
19	90145-GAZ-981	BOLT, OIL, 10X22	2	----- 2C0	
20	90508-K21-921	SCREW-WASHER, 4X12	1	----- 2C0	
21	90545-300-000	WASHER, OIL BOLT	4	----- 2C0	
22	91212-422-006	O-RING, 14.8X2.4	1	----- 2C0	

F-15

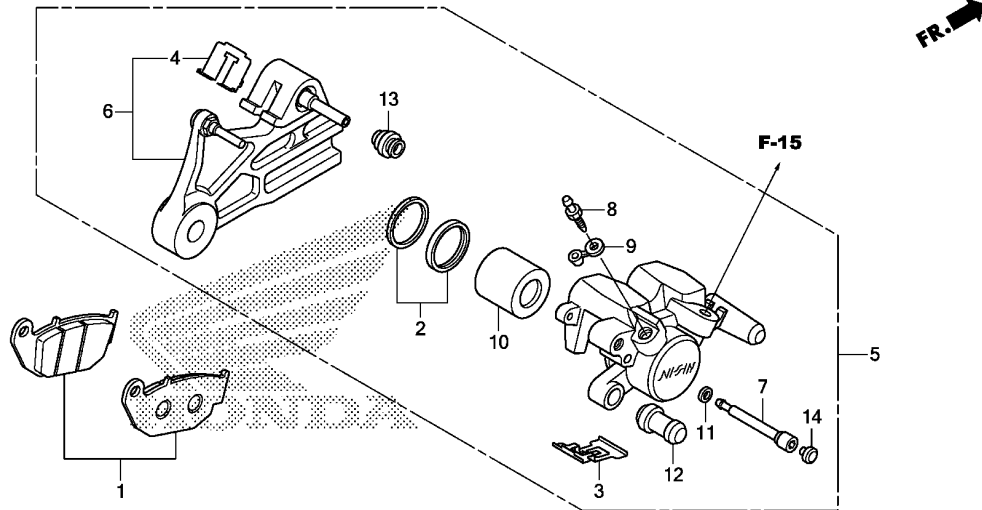
REAR BRAKE MASTER CYLINDER



Ref. No.	Part No.	Description	Reqd. QTY		Serial No.	Parts catalogue code
			CBF160M	H		
23	94002-08000-0S	NUT, HEX., 8MM	1	-----	-----	2C0
24	94201-20120	PIN, SPLIT, 2.0X12	1	-----	-----	2C0
25	94305-20102	PIN, SPRING, 2X10	1	-----	-----	2C0
26	95015-54000	PIN D, JOINT	1	-----	-----	2C0
27	95701-06022-08	BOLT, FLANGE, 6X22	2	-----	-----	2C0
28	96001-06014-00	BOLT, FLANGE, 6X14	1	-----	-----	2C0
29	96001-06045-07	BOLT, FLANGE, 6X45	1	-----	-----	2C0

F-17

REAR BRAKE CALIPER



K433F1700

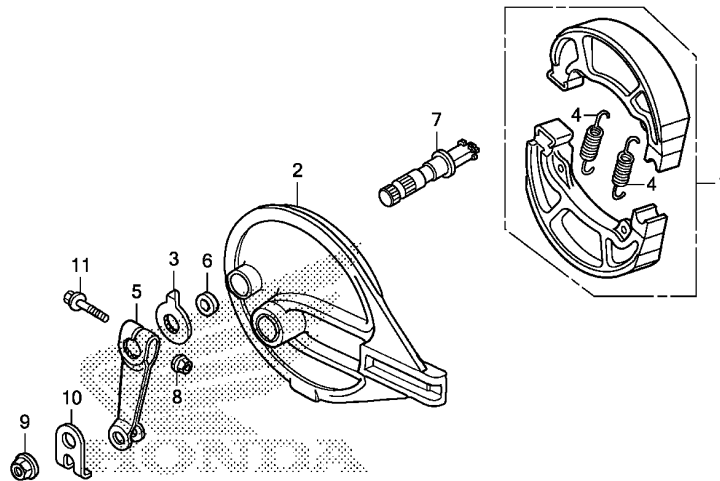
Ref. No.	L.O.N.	(Relative ref. Number) Description	F.R.T.
1	711140	SHOE(PAD) SET, BRAKE :REAR ...	0.1
5	711155	CALIPER, REAR BRAKEINCLUDES: Bleed brakes	0.6
6	7111C1	BRACKET, REAR CALIPER	0.4
10	7111D5	PISTON, REAR BRAKE CALIPERINCLUDES: Bleed brakes	0.7

3

Ref. No.	Part No.	Description	Reqd. QTY	Serial No.	Parts catalogue code
			CBF160M H		
1	06435-KSP-B02	PAD SET, RR.	1	-----	2C0
2	06451-961-405	SEAL SET, PISTON	1	-----	2C0
3	43108-KSP-B51	SPRING, PAD(NISSIN)	1	-----	2C0
4	43112-KSP-B01	RETAINER	1	-----	2C0
5	43150-K43-911	CALIPER SUB ASSY., RR.(NISSIN)	1	-----	2C0
6	43190-K43-911	BRACKET SUB ASSY., RR.	1	-----	2C0
7	43215-KGH-901	PIN, HANGER	1	-----	2C0
8	43352-568-003	SCREW, BLEEDER(NISSIN)	1	-----	2C0
9	43353-461-771	CAP, BLEEDER	1	-----	2C0
10	45107-MA6-006	PISTON	1	-----	2C0
11	45111-MAJ-G41	RING, STOPPER	1	-----	2C0
12	45132-166-016	BOOT, PIN BUSH(NISSIN)	1	-----	2C0
13	45133-MA3-006	BOOT B	1	-----	2C0
14	45203-MCC-006	PLUG, PIN	1	-----	2C0

F-18

REAR BRAKE PANEL



FR. →

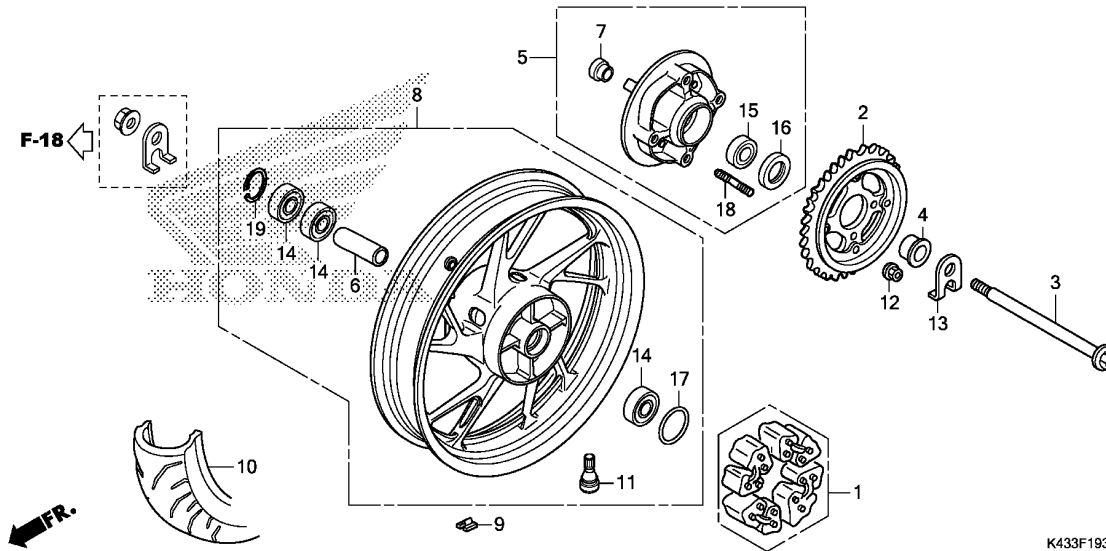
K433F1800

Ref. No.	L.O.N.	(Relative ref. Number) Description	F.R.T.
1	7111R4	SHOE(PAD) SET, BRAKE(A) :REAR	0.4
2	7111A9	PANEL, REAR BRAKE	0.5
5	7111C4	ARM, BRAKE :REAR	0.2
7	7111B4	CAM, BRAKE :REAR	0.5

Ref. No.	Part No.	Description	Reqd. QTY	Serial No.	Parts catalogue code
			CBF160M H		
1	06430-KTN-700	SHOE SET, BRAKE(JB)	1	-----	CO,LA,MX
	06430-KVT-D10	SHOE SET, BRAKE(ASK)	1	-----	CO,LA,MX
2	43100-K43-900ZA	PANEL COMP., RR. BRAKE *NH303M*	1	-----	CO,LA,MX
		MAT AXIS GRAY METALLIC	1	-----	CO,LA,MX
3	43145-K38-900	INDICATOR, RR. BRAKE	1	-----	CO,LA,MX
4	43151-329-000	SPRING, BRAKE SHOE	2	-----	CO,LA,MX
	45133-KCC-900	SPRING, FR. BRAKE SHOE	2	-----	CO,LA,MX
		(FOR RR.)	2	-----	CO,LA,MX
	45133-KPL-900	(FOR RR.)	2	-----	CO,LA,MX
5	43410-KRY-930	ARM, RR. BRAKE	1	-----	CO,LA,MX
6	45134-250-000	DUST SEAL, BRAKE CAM	1	-----	CO,LA,MX
7	45141-KTC-900	CAM, FR. BRAKE	1	-----	CO,LA,MX
		(FOR RR.)	1	-----	CO,LA,MX
8	90301-KGH-901	NUT, U, 6MM(FUJI SEIMITSU) ..	1	-----	CO,LA,MX
	90302-KTE-911	NUT, FLANGE SPECIAL, 6MM (SIMMONDS MARSHALL)	1	-----	CO,LA,MX
9	90305-KYJ-711	NUT, FLANGE, 16MM (PREVAILING TORQUE)	1	-----	CO,LA,MX
	90306-KCJ-951	NUT, U, 16MM	1	-----	CO,LA,MX
10	90559-KYJ-900	WASHER, RR. SWINGARM	1	-----	CO,LA,MX
11	95701-06035-00	BOLT, FLANGE, 6X35	1	-----	CO,LA,MX

F-19-30

REAR WHEEL(DRUM BRAKE)



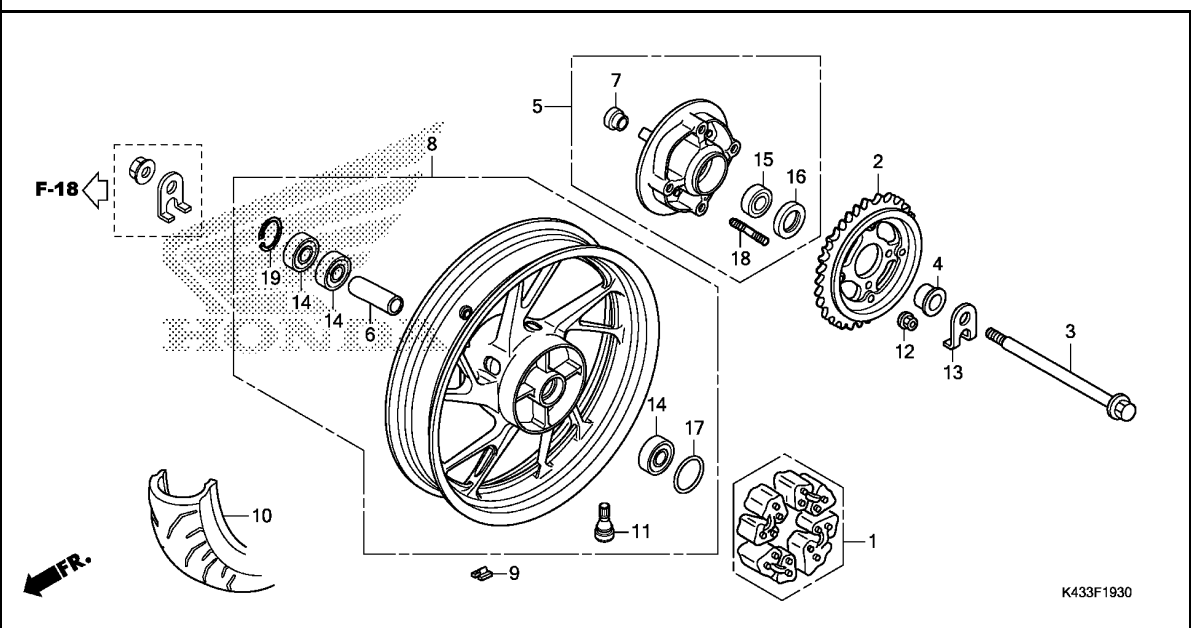
Ref. No.	L.O.N.	(Relative ref. Number) Description	F.R.T.
1		(17)	
1	710157	DAMPER, REAR WHEEL	0.3
2	7101A0	SPROCKET, FINAL DRIVEN	0.4
3		(16)	
3	710160	AXLE, REAR WHEEL	0.3
5	7101A5	FLANGE ASSY., FINAL DRIVEN ...	0.4
8	710118	REAR WHEEL	0.9
9	7101E1	.INCLUDES: Balance WEIGHT, BALANCE :REAR	0.6
10	710142	REAR TIRE(ONE)	0.9
14	710133	.INCLUDES: Balance BEARING, REAR WHEEL(ONE)	0.5
	710133G	.Replace 1 bearing add	0.1
	710133A	.Replace 2 bearings add	0.2
15	7101D1	BEARING, FINAL DRIVEN FLANGE ..	0.5

Ref. No.	Part No.	Description	Reqd. QTY	Serial No.	Parts catalogue code
			CBF160M H		
1	06410-KSP-900	DAMPER SET, WHEEL	1	-----	CO,LA,MX
2	41200-K43-900	SPROCKET COMP., FINAL DRIVEN (47T)	1	-----	CO,LA,MX
3	42301-K43-900	AXLE, RR. WHEEL	1	-----	CO,LA,MX
4	42313-KYJ-900	COLLAR, L. RR. WHEEL SIDE ...	1	-----	CO,LA,MX
5	42615-K43-900ZA	FLANGE SUB ASSY., RR. DRIVEN *NH303M*	1	-----	CO,LA,MX
		MAT AXIS GRAY METALLIC	1	-----	CO,LA,MX
6	42620-K43-900	COLLAR, RR. WHEEL DISTANCE ..	1	-----	CO,LA,MX
7	42625-MC4-000	COLLAR B, RR. AXLE DISTANCE ..	1	-----	CO,LA,MX
8	42650-K43-900ZA	WHEEL SUB ASSY., RR. *NH303M*	1	-----	CO,LA,MX
		MAT AXIS GRAY METALLIC	1	-----	CO,LA,MX
9	42704-MER-D00	WEIGHT, BALANCE(10G)	N	-----	CO,LA,MX
	42705-MER-D00	WEIGHT, BALANCE(20G)	N	-----	CO,LA,MX
	42706-MER-D00	WEIGHT, BALANCE(30G)	N	-----	CO,LA,MX
10	42711-K43-901	TIRE, RR.(MRF) (140/70-17 M/C 66S)	1	-----	CO,LA,MX
11	42753-KWF-901	VALVE, RIM(TRITON)	1	-----	CO,LA,MX
12	90304-KTE-911	NUT, FLANGE SPECIAL, 10MM (SIMMODS MARSHALL)	4	-----	CO,LA,MX
13	90559-KYJ-900	WASHER, RR. SWINGARM	1	-----	CO,LA,MX
14	91081-KYJ-711	BEARING, RADIAL BALL, 6203UU (NEI)	3	-----	CO,LA,MX
15	91082-KYJ-711	BEARING, RADIAL BALL, 6204UU (NEI)	1	-----	CO,LA,MX

3

F-19-30

REAR WHEEL(DRUM BRAKE)



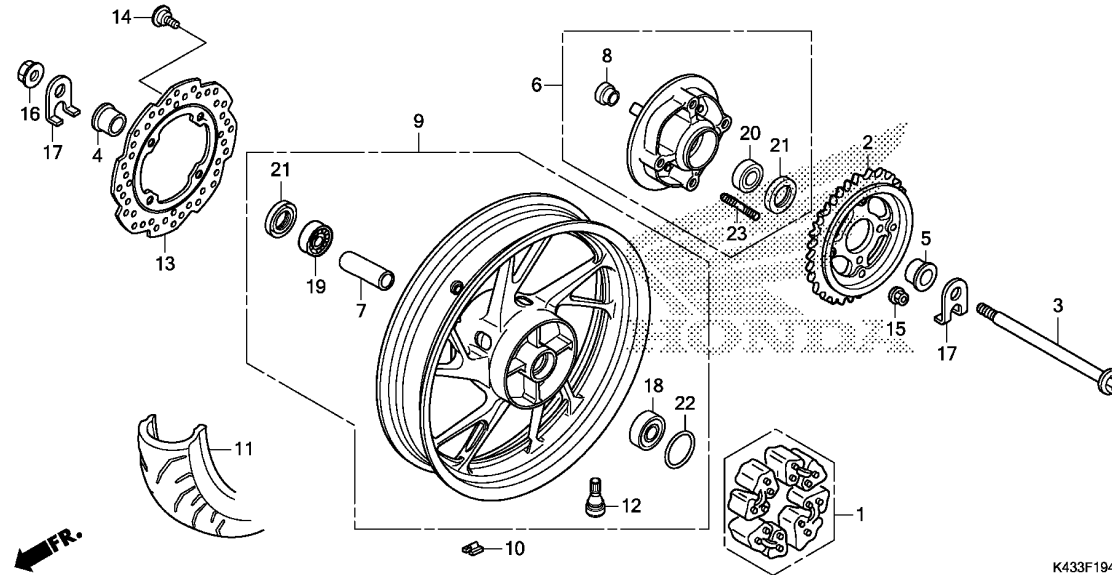
Ref. No.	Part No.	Description	Reqd. QTY		Serial No.	Parts catalogue code
			CBF160M	H		

16	91253-443-761	DUST SEAL, 30X47X8(ARAI)	1	-----	-----	CO,LA,MX
17	91352-KSP-900	O-RING, 51X2	1	-----	-----	CO,LA,MX
18	92915-10025-0E	BOLT, STUD, 10X25	4	-----	-----	CO,LA,MX
19	94520-40000	CIRCLIP, INTERNAL, 40MM	1	-----	-----	CO,LA,MX

3

F-19-40

REAR WHEEL(DISK BRAKE)

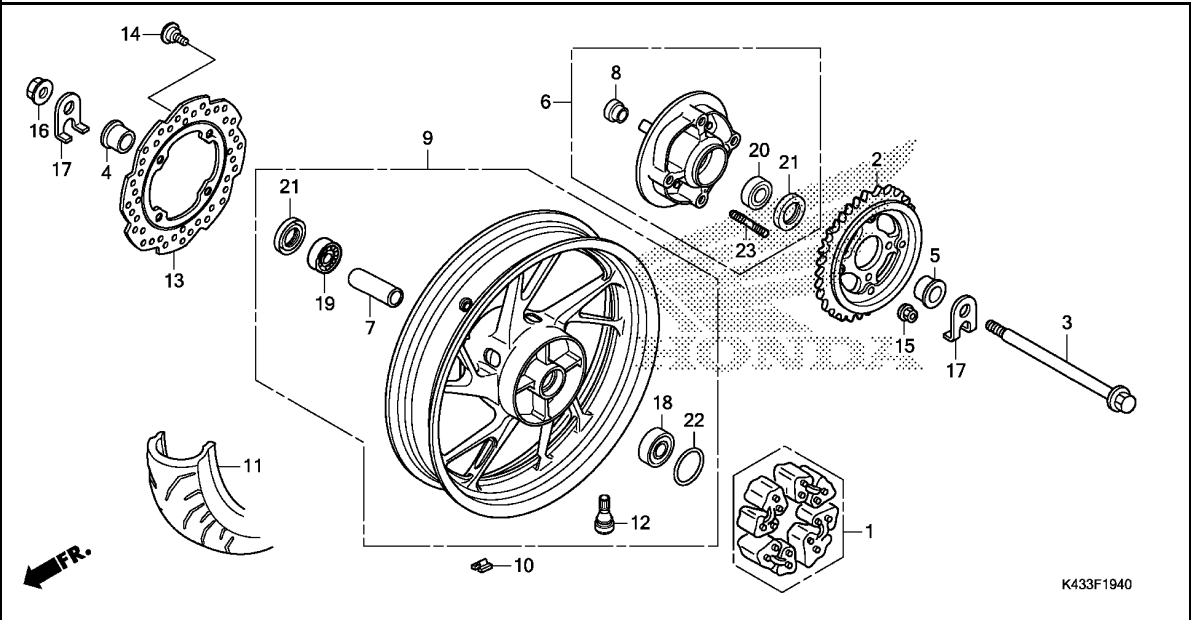


Ref. No.	L.O.N.	(Relative ref. Number) Description	F.R.T.
1		(22)	
1	710157	DAMPER, REAR WHEEL	0.3
2	7101A0	SPROCKET, FINAL DRIVEN	0.4
3		(21)	
3	710160	AXLE, REAR WHEEL	0.3
6	7101A5	FLANGE ASSY., FINAL DRIVEN ...	0.4
9	7101G6	REAR WHEEL(A)	1.0
		.INCLUDES: Balance	
10	7101E1	WEIGHT, BALANCE :REAR	0.6
11	710142	REAR TIRE(ONE)	0.9
		.INCLUDES: Balance	
13	711145	DISC, REAR BRAKE	0.4
18		(19)	
	710133	BEARING, REAR WHEEL(ONE)	0.5
	710133G	.Replace 1 bearing add	0.1
20	7101D1	BEARING, FINAL DRIVEN FLANGE ..	0.5

Ref. No.	Part No.	Description	Reqd. QTY	Serial No.	Parts catalogue code
			CBF160M H		
1	06410-KSP-900	DAMPER SET, WHEEL	1	-----	2C0
2	41200-K43-900	SPROCKET COMP., FINAL DRIVEN (47T)	1	-----	2C0
3	42301-K43-900	AXLE, RR. WHEEL	1	-----	2C0
4	42312-KYJ-900	COLLAR, R. RR. WHEEL SIDE ...	1	-----	2C0
5	42313-KYJ-900	COLLAR, L. RR. WHEEL SIDE ...	1	-----	2C0
6	42615-K43-900ZA	FLANGE SUB ASSY., RR. DRIVEN *NH303M*	1	-----	2C0
		MAT AXIS GRAY METALLIC	1	-----	2C0
7	42620-KYJ-900	COLLAR, RR. WHEEL DISTANCE ..	1	-----	2C0
8	42625-MC4-000	COLLAR B, RR. AXLE DISTANCE ..	1	-----	2C0
9	42650-K43-910ZA	WHEEL SUB ASSY., RR. *NH303M*	1	-----	2C0
		MAT AXIS GRAY METALLIC	1	-----	2C0
10	42704-MER-D00	WEIGHT, BALANCE(10G)	N	-----	2C0
	42705-MER-D00	WEIGHT, BALANCE(20G)	N	-----	2C0
	42706-MER-D00	WEIGHT, BALANCE(30G)	N	-----	2C0
11	42711-K43-901	TIRE, RR.(MRF) (140/70-17 M/C 66S)	1	-----	2C0
12	42753-KWF-901	VALVE, RIM(TRITON)	1	-----	2C0
13	43251-K43-911	DISK, RR. BRAKE(YUTAKA)	1	-----	2C0
14	90105-KSP-870	BOLT, DISK, 8X24	4	-----	2C0
15	90304-KTE-911	NUT, FLANGE SPECIAL, 10MM (SIMMODS MARSHALL)	4	-----	2C0
16	90305-KYJ-711	NUT, FLANGE, 16MM (PREVAILING TORQUE)	1	-----	2C0

F-19-40

REAR WHEEL(DISK BRAKE)

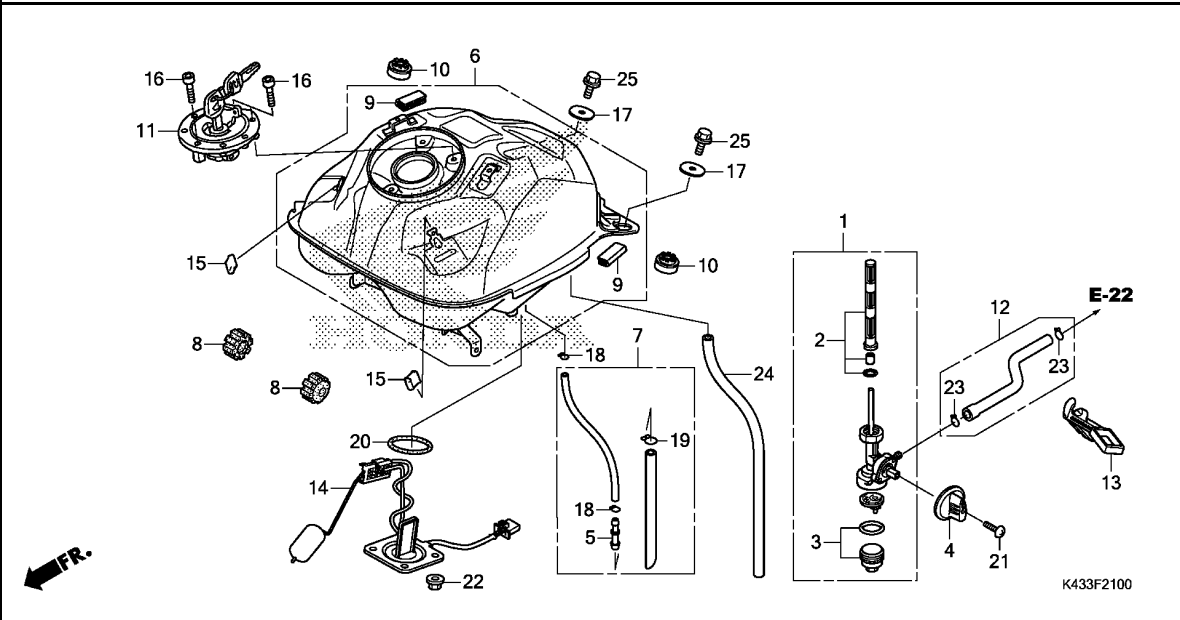


Ref. No.	Part No.	Description	Reqd. QTY		Serial No.	Parts catalogue code
			CBF160M	H		
16)	90306-KCJ-951	NUT, U, 16MM	1	-----	-----	2C0
17	90559-KYJ-900	WASHER, RR. SWINGARM	2	-----	-----	2C0
18	91051-K43-901	BEARING, RADIAL BALL, 6203U (NBC)	1	-----	-----	2C0
19	91052-K43-901	BEARING, RADIAL BALL, 6303U (NBC)	1	-----	-----	2C0
20	91082-KYJ-711	BEARING, RADIAL BALL, 6204UU (NEI)	1	-----	-----	2C0
21	91253-443-761	DUST SEAL, 30X47X8(ARAI)	2	-----	-----	2C0
22	91352-KSP-900	O-RING, 51X2	1	-----	-----	2C0
23	92915-10025-0E	BOLT, STUD, 10X25	4	-----	-----	2C0

3

F-21

FUEL TANK



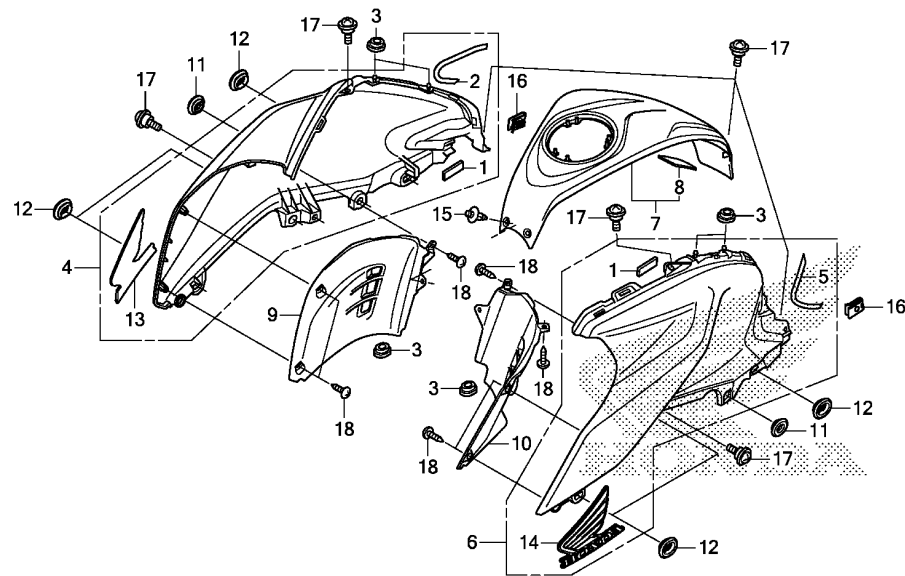
Ref. No.	L.O.N.	(Relative ref. Number) Description	F.R.T.
1	310110	COCK ASSY., FUEL	0.3
2	310115	SCREEN, FUEL STRAINER	0.3
3	3101A6	CUP, FUEL STRAINER	0.1
6	310100	TANK, FUEL	0.6
11	3101C1	LOCKING FUEL TANK CAP	0.1
12	3101B5	TUBE, FUEL	0.4
14		(20)	
	617105	FUEL TANK SENDING UNIT	0.5

3

Ref. No.	Part No.	Description	Reqd. QTY	Serial No.	Parts catalogue code
			CBF160M H		
1	16950-K43-901	COCK ASSY., FUEL	1		
2	16952-K43-900	SCREEN SET, FUEL STRAINER ...	1		
3	16953-K43-900	CUP SET, FUEL STRAINER	1		
4	16955-K43-900	LEVER, FUEL COCK	1		
5	17525-KVE-900	JOINT, TUBE	1		
6	17530-K43-900	TANK SUB ASSY., FUEL	1		
7	17535-K38-900	TUBE ASSY., BREATHER	1		
8	17611-KFN-850	CUSHION, FR. FUEL TANK	2		
9	17612-K43-900	RUBBER, BODY COVER SETTING ..	2		
10	17613-K43-900	CUSHION, FUEL TANK	2		
11	17620-KSP-861	CAP COMP., FUEL FILLER	1		
12	17681-K43-900	TUBE, FUEL	1		
13	17685-K43-L00	CLAMPER, FUEL HOSE	1		
14	37800-K43-901	FUEL UNIT	1		
15	77267-KTR-900	RUBBER, COWL	2		
16	90111-KSP-860	BOLT, SOCKET, 4X21	3		
17	90136-428-870	WASHER, TANK SETTING	2		
18	90652-KWP-F00	CLIP, TUBE(B8)	2		
19	90653-KWP-F00	CLIP, TUBE(B12.5)	1		
20	91351-K21-900	O-RING, 39.5X5	1		
21	93500-04030-0G	SCREW, PAN, 4X30	1		
22	94050-06000	NUT, FLANGE, 6MM	4		
23	95002-02100	CLIP, TUBE(B10)	2		
24	95005-80700-20	TUBE, 8X700(95005-80001-20M)	1		
25	95701-06012-00	BOLT, FLANGE, 6X12	2		
	95702-06012-00	2		

F-21-20

FUEL TANK COVER



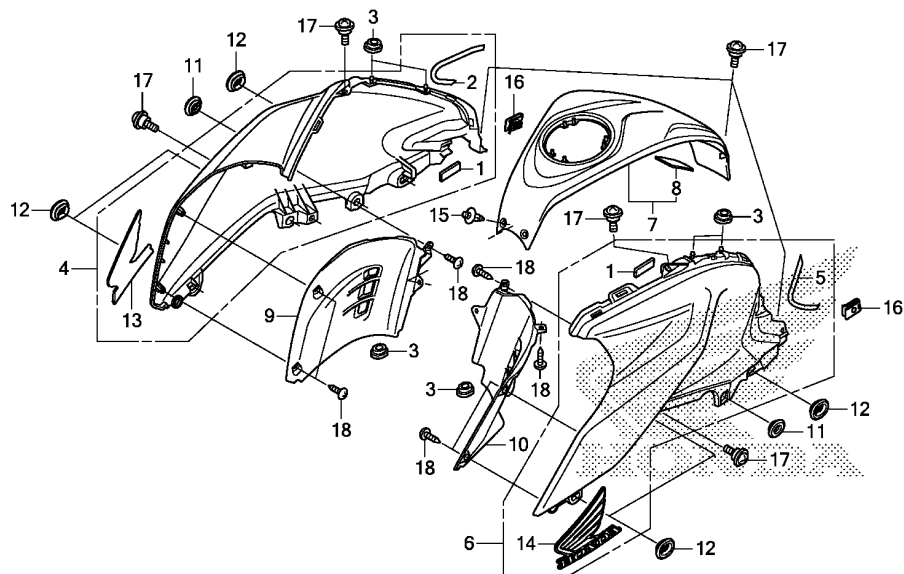
K433F2120

Ref. No.	L.O.N.	(Relative ref. Number) Description	F.R.T.
4	4131Q7	COVER, TANK SIDE :RIGHT	0.3
6	4131Q6	COVER, TANK SIDE :LEFT	0.3
	4131Q8	COVER, TANK SIDE :BOTH	0.5
7	4131Q5	COVER, FUEL TANK CENTER	0.1
9	4131EQ	COVER, FUEL TANK INNER :RIGHT	0.3
10	4131ER	COVER, FUEL TANK INNER :LEFT	0.3
	4131ET	COVER, FUEL TANK INNER :BOTH	0.5

Ref. No.	Part No.	Description	Reqd. QTY CBF160M H	Serial No.	Parts catalogue code
1	64412-K43-900	SPONGE, FUEL TANK SIDE COVER RUBBER	2		
2	64413-K43-900	FILM, FUEL TANK COVER PROTECTOR(R.)	1		
3	64413-KSS-C00	GROMMET, BODY COVER	6		
4	64415-K43-900ZA	COVER ASSY., R. FUEL TANK (WITH EMBLEM)	1		
	YR302M	NEO ORANGE METALLIC	1		
	64415-K43-900ZB	*R321*	SPORTS RED	1	
	64415-K43-900ZD	*NHB63P*	PEARL AMAZING WHITE	1	
	64415-K43-900ZE	*NHA84P*	PEARL NIGHTSTAR BLACK	1	
5	64423-K43-900	FILM, FUEL TANK COVER PROTECTOR(L.)	1		
6	64425-K43-900ZA	COVER ASSY., L. FUEL TANK (WITH EMBLEM)	1		
	YR302M	NEO ORANGE METALLIC	1		
	64425-K43-900ZB	*R321*	SPORTS RED	1	
	64425-K43-900ZD	*NHB63P*	PEARL AMAZING WHITE	1	
	64425-K43-900ZE	*NHA84P*	PEARL NIGHTSTAR BLACK	1	
7	64431-K43-900	COVER, FUEL TANK CENTER	1		
8	64432-K43-900	SPONGE, FUEL TANK CENTER COVER RUBBER	1		
9	64461-K43-900	COVER, R. FUEL TANK INNER	1		
10	64471-K43-900	COVER, L. FUEL TANK INNER	1		
11	83551-376-000	GROMMET, SIDE COVER	2		
12	83551-GE2-000	GROMMET, AIR CLEANER CASE	6		
13	86201-K43-900	EMBLEM, R. WING(95MM)	1		

F-21-20

FUEL TANK COVER

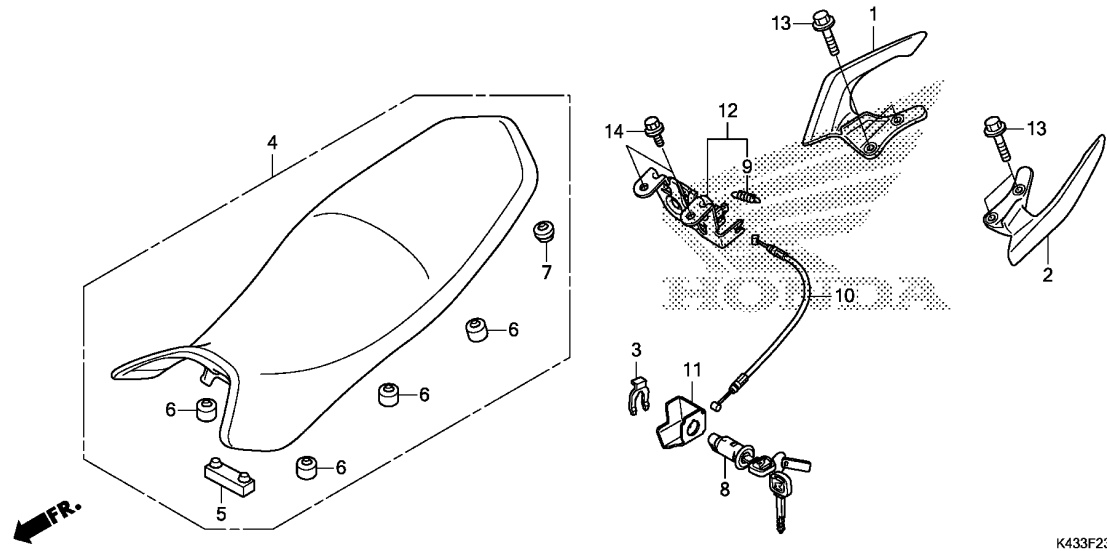


K433F2120

Ref. No.	Part No.	Description	Reqd. QTY		Serial No.	Parts catalogue code
			CBF160M	H		
14	86202-K43-900	EMBLEM, L. WING(95MM)	1			
15	90116-SP0-003	CLIP, BUMPER SEAL	2			
16	90320-KTE-600	NUT, SPRING, 5MM	2			
17	91509-GE2-760	SCREW, PAN, 5X11.5	7			
18	93903-25280	SCREW, TAPPING, 5X12	8			

F-23

SEAT/REAR GRIP

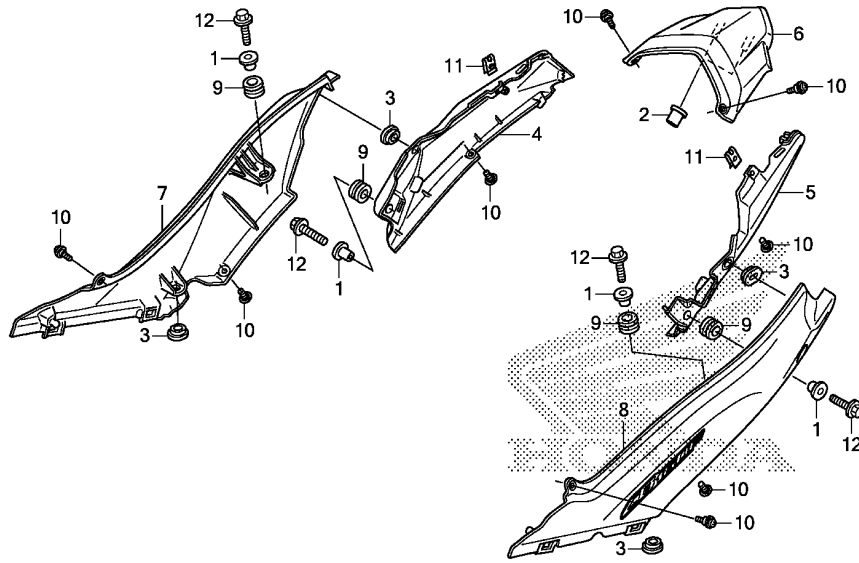


Ref. No.	L.O.N.	(Relative ref. Number) Description	F.R.T.
1	4131F4	RAIL, GRAB :RIGHT	0.1
2	4131F3	RAIL, GRAB :LEFT	0.1
	4131F5	RAIL, GRAB :BOTH	0.1
8	4131F2	KEY, SEAT LOCK	0.2
10	811175	CABLE, SEAT LOCK	0.6
12	4131F0	LOCK, SEAT	0.6

Ref. No.	Part No.	Description	Reqd. QTY	Serial No.	Parts catalogue code
			CBF160M H		
1	50400-K43-900ZA	GRIP, R. RR. *NH806M*SPACE SILVER METALLIC	1		
2	50450-K43-900ZA	GRIP, L. RR. *NH806M*SPACE SILVER METALLIC	1		
3	75581-GN8-920	SPRING, LOCK KEY SETTING	1		
4	77200-K43-L00	SEAT COMP., DOUBLE	1	-----	2CO,CO
	77200-K43-901	1	-----	LA,MX
5	77205-286-000	RUBBER B, SEAT SETTING	1		
6	77206-KTE-910	RUBBER, SEAT SETTING	6		
7	77206-KWS-900	RUBBER, SEAT SETTING	2		
8	77225-K43-901	LOCK ASSY., SEAT	1		
9	77234-GN2-000	SPRING, SEAT LOCK	1		
10	77240-K43-900	CABLE, SEAT LOCK	1		
11	77241-K43-900	STAY, SEAT LOCK CABLE	1		
12	77250-K43-900	LOCK COMP., SEAT	1		
13	95701-08025-00	BOLT, FLANGE, 8X25	4		
	95702-08025-00	4		
14	96001-06012-00	BOLT, FLANGE, 6X12	2		

F-23-10

REAR COWL



K433F2310

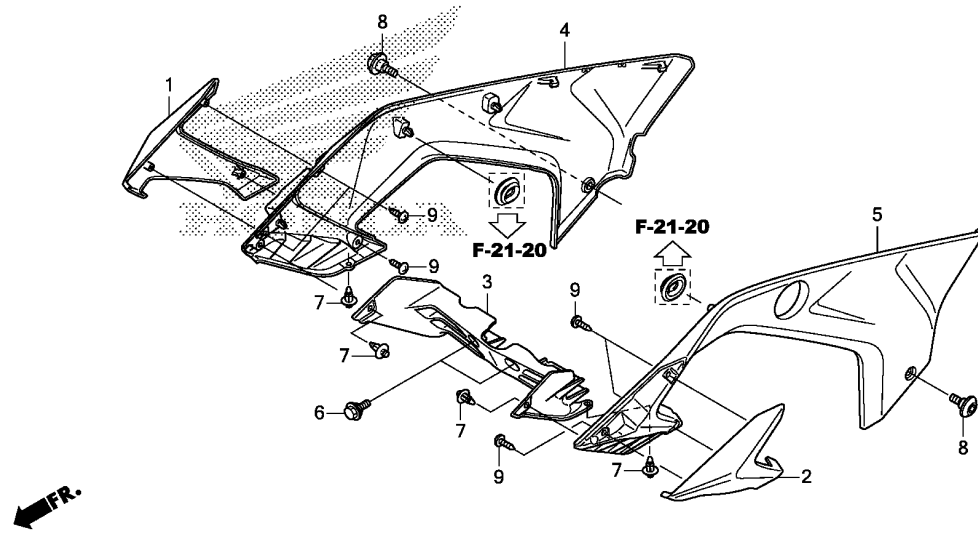
Ref. No.	L.O.N.	(Relative ref. Number) Description	F.R.T.
4	4111X7	COWL, REAR :RIGHT	0.5
5	4111X6	COWL, REAR :LEFT	0.5
	4111X8	COWL, REAR :BOTH	0.5
6	4111K7	COWL, REAR CENTER	0.1
7	4131LE	GARNISH, REAR :RIGHT	0.2
8	4131KZ	GARNISH, REAR :LEFT	0.2
	4131LF	GARNISH, REAR :BOTH	0.2

3

Ref. No.	Part No.	Description	Reqd. QTY	Serial No.	Parts catalogue code
			CBF160M H		
1	17232-KYJ-900	COLLAR, AIR CLEANER MOUNTING	4		
2	33706-K38-900	GROMMET, TAILLIGHT	2		
3	64413-KSS-C00	GROMMET, BODY COVER	4		
4	77211-K43-900	COWL, R. RR.	1		
5	77221-K43-900	COWL, L. RR.	1		
6	77231-K43-900	COWL, RR. CENTER	1		
7	77270-K43-L00ZA	GARNISH SET, R. RR.(WL) *NHBO6M*SPACE SILVER METALLIC	1		
8	77280-K43-L00ZA	GARNISH SET, L. RR.(WL) *NHBO6M*SPACE SILVER METALLIC	1		
9	83545-KCJ-690	RUBBER, SIDE COVER	4		
10	90101-GEO-000	SCREW, HINGE PATCH	8		
11	90320-KTE-600	NUT, SPRING, 5MM	2		
12	95701-06020-00	BOLT, FLANGE, 6X20	4		
	95702-06020-00	4		

F-24

SIDE COVER

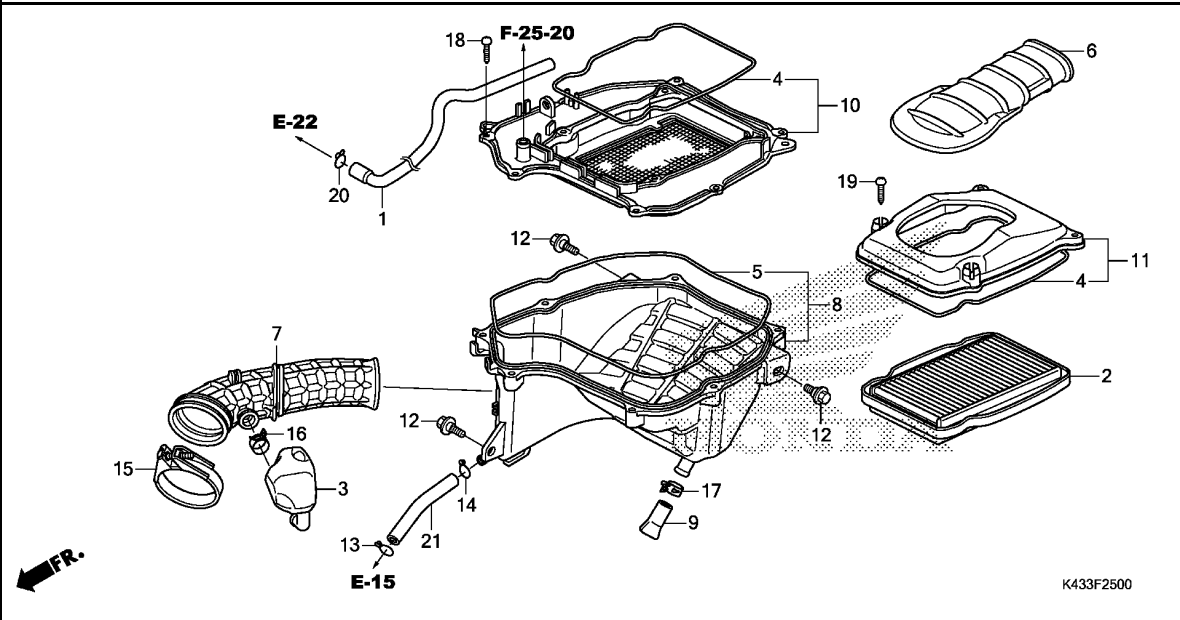


Ref. No.	L.O.N.	(Relative ref. Number) Description	F.R.T.
1	4131KX	GARNISH, FRONT :RIGHT	0.1
2	4131KW	GARNISH, FRONT :LEFT	0.1
	4131KY	GARNISH, FRONT :BOTH	0.2
3	4131GN	SHROUD, CENTER	0.2
4	4111H9	COVER, SIDE :RIGHT	0.1
5	4111H8	COVER, SIDE :LEFT	0.1
	4111J0	COVER, SIDE :BOTH	0.2

Ref. No.	Part No.	Description	Reqd. QTY	Serial No.	Parts catalogue code
			CBF160M H		
1	50241-K43-900ZA	GARNISH, R. SHROUD *NH806M*SPACE SILVER METALLIC	1		
2	50251-K43-900ZA	GARNISH, L. SHROUD *NH806M*SPACE SILVER METALLIC	1		
3	50271-K43-900	GARNISH, SHROUD CENTER	1		
4	83560-K43-C00ZA	COVER SET, R. SIDE(WL) *TYPE1*.....	1		
5	83571-K43-900	COVER, L. SIDE	1		
6	90111-187-000	BOLT, FLANGE, 6MM	2		
7	90116-SPO-003	CLIP, BUMPER SEAL	4		
8	90134-K43-900	SCREW, PAN, 5X14	2		
9	93903-24380	SCREW, TAPPING, 4X12	6		

F-25

AIR CLEANER



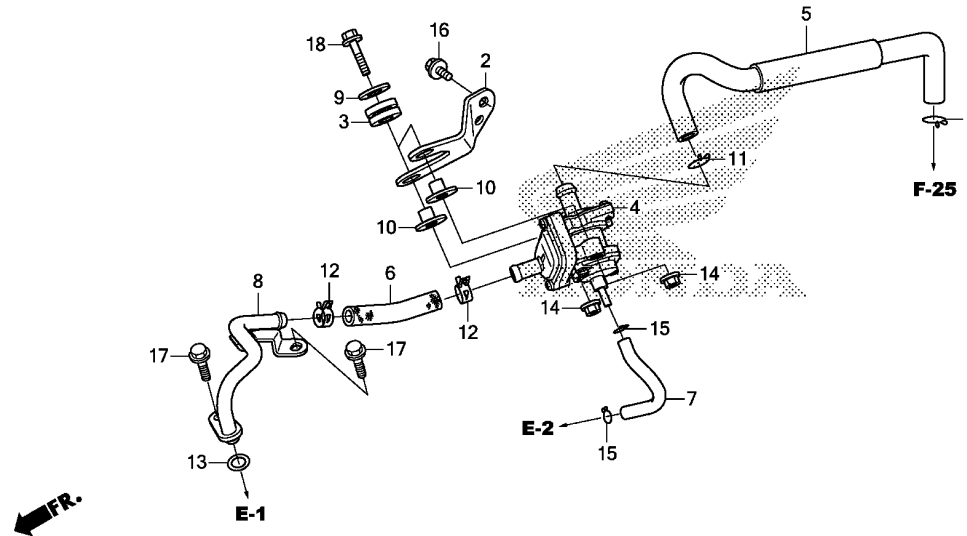
Ref. No.	L.O.N.	(Relative ref. Number) Description	F.R.T.
2	312105	ELEMENT, AIR CLEANER	0.1
3	3121C1	RESONATOR	0.5
7	3121B6	TUBE, AIR CLEANER CONNECTING ..	1.6
8	3121D1	CASE, AIR CLEANER :LOWER	1.6
10	3121D0	CASE, AIR CLEANER :MIDDLE	1.5
11	312102	COVER, AIR CLEANER CASE	0.2

3

Ref. No.	Part No.	Description	Reqd. QTY	Serial No.	Parts catalogue code
			CBF160M H		
1	16198-K38-900	TUBE, AIR VENT	1		
2	17211-K38-900	ELEMENT COMP., AIR CLEANER ..	1		
3	17213-K38-900	RESONATOR	1		
4	17214-K38-900	SEAL, AIR CLEANER	2		
5	17215-KSP-900	SEAL A, AIR CLEANER	1		
6	17219-K38-900	DUCT, AIR CLEANER	1		
7	17222-K38-900	TUBE, AIR CLEANER CONNECTING ..	1		
8	17225-K38-900	CASE SUB ASSY., AIR CLEANER ..	1		
9	17227-KTE-910	TUBE, VINYL, 11X15X40	1		
10	17235-K38-900	HOLDER SUB ASSY., AIR CLEANER ..	1		
11	17245-K38-900	COVER SUB ASSY., AIR CLEANER ..	1		
12	90111-162-000	BOLT, FLANGE, 6MM	3		
13	90651-KM9-000	CLIP, TUBE(B14)	1		
14	90651-MK3-780	CLIP, TUBE(B12.5)	1		
15	90652-K43-900	BAND, AIR CLEANER CONNECTING TUBE(54MM)	1		
16	90678-K38-900	CLIP, RESONATOR	1		
17	91406-KFN-850	CLAMP, TUBE(D14.5)	1		
18	93903-25480	SCREW, TAPPING, 5X20	7		
19	93903-25580	SCREW, TAPPING, 5X25	4		
20	95002-70000	CLIP, TUBE(C11)	1		
21	95005-80100-20	TUBE, 8X100(95005-80001-20M)	1		

F-25-20

AIR SUCTION VALVE



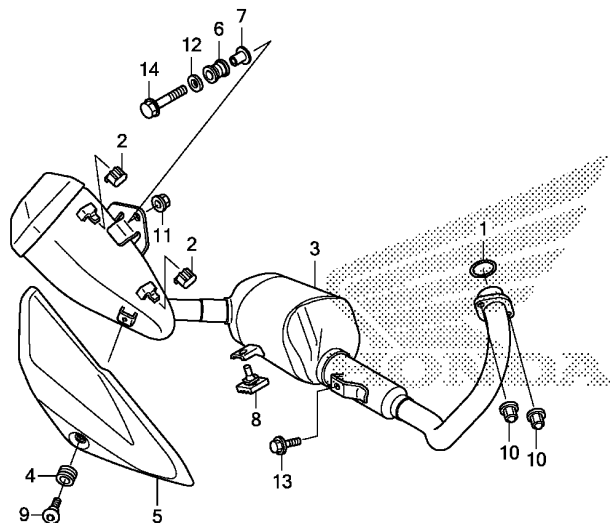
K433F2520

Ref. No.	L.O.N.	(Relative ref. Number) Description	F.R.T.
4	314130	VALVE, SECONDARY AIR CONTROL	0.5
8	3111D1	PIPE, SECONDARY AIR	0.4

Ref. No.	Part No.	Description	Reqd. QTY	Serial No.	Parts catalogue code
			CBF160M H		
1	15772-GW3-980	CLIP, BREATHER TUBE	1		
2	17365-K38-900	PLATE, AIR SUCTION VALVE	1		
		SETTING	1		
3	17622-GB7-900	RUBBER, CUSHION	2		
4	18600-K38-901	VALVE ASSY., AIR SUCTION	1		
5	18601-K38-900	TUBE, SUCTION	1		
6	18602-K38-900	TUBE, REED VALVE	1		
7	18603-K38-900	TUBE, PB	1		
8	18640-K38-900	PIPE COMP., AIR FEED	1		
9	90417-KSP-900	WASHER, AIR SUCTION VALVE	2		
10	90502-KEZ-900	COLLAR, CUSHION RUBBER	2		
11	90646-657-000	CLIP, AIR HOSE, 16MM	1		
12	90678-MR1-690	CLIP, HOSE	2		
13	91309-MJ0-003	O-RING, 9.8X2.8(ARAI)	1		
14	94050-06000	NUT, FLANGE, 6MM	2		
15	95002-02070	CLIP, TUBE(B7)	2		
16	95701-06012-07	BOLT, FLANGE, 6X12	1		
	95702-06012-07		1		
17	95701-06016-00	BOLT, FLANGE, 6X16	2		
18	95701-06030-00	BOLT, FLANGE, 6X30	2		
	95702-06030-00		2		

F-27

EXHAUST MUFFLER



FR.
 K433F2700

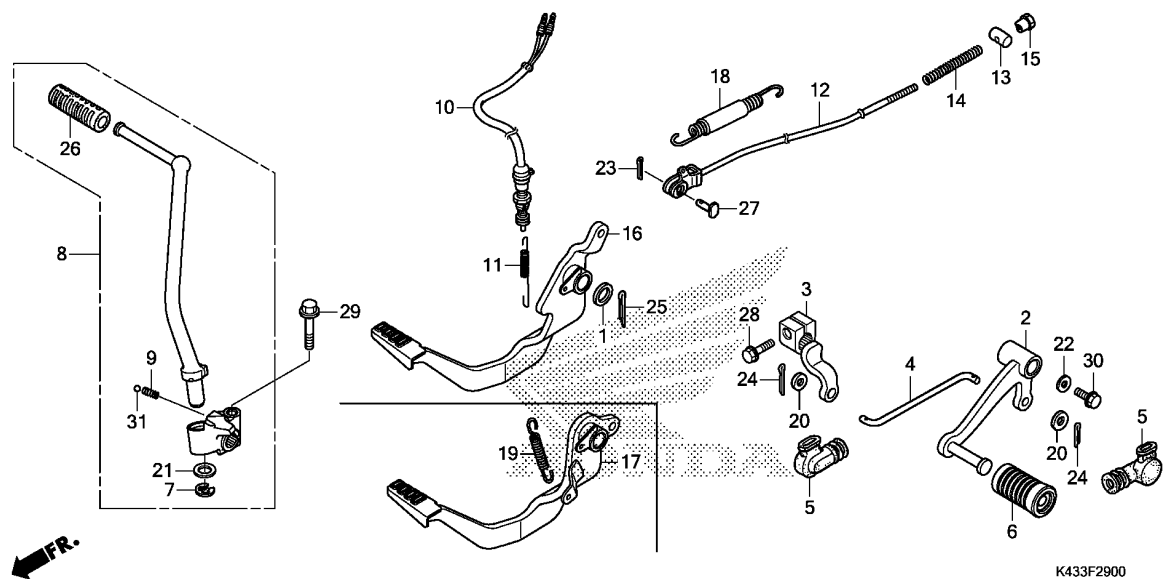
Ref. No.	L.O.N.	(Relative ref. Number) Description	F.R.T.
1	3131B4	GASKET, EXHAUST PIPE	0.2
3	313120	MUFFLER	0.2
5	4111X4	COVER, MUFFLER	0.1

3

Ref. No.	Part No.	Description	Reqd. QTY CBF160M H	Serial No.	Parts catalogue code
1	18291-KSP-901	GASKET, EX. PIPE	1		
2	18293-MCA-A20	RUBBER, PROTECTOR PACKING ...	2		
3	18300-K43-900	MUFFLER COMP., EX.	1		
4	18345-MBT-610	RUBBER, PROTECTOR MOUNTING ..	1		
5	18355-K43-900	COVER, MUFFLER	1		
6	18421-438-670	RUBBER, MUFFLER MOUNTING	1		
7	18442-KRC-900	COLLAR, MUFFLER MOUNTING	1		
8	50524-K15-900	RUBBER, STAND STOPPER	1		
9	90113-KYJ-710	SCREW, PAN, 6X12	1		
10	90305-KSP-900	NUT, EXHAUST PIPE, 8MM	2		
11	94050-10000	NUT, FLANGE, 10MM	1		
12	94103-10000	WASHER, PLAIN, 10MM	1		
13	95701-08016-00	BOLT, FLANGE, 8X16	1		
14	95801-10055-07	BOLT, FLANGE, 10X55	1		

F-29

PEDAL

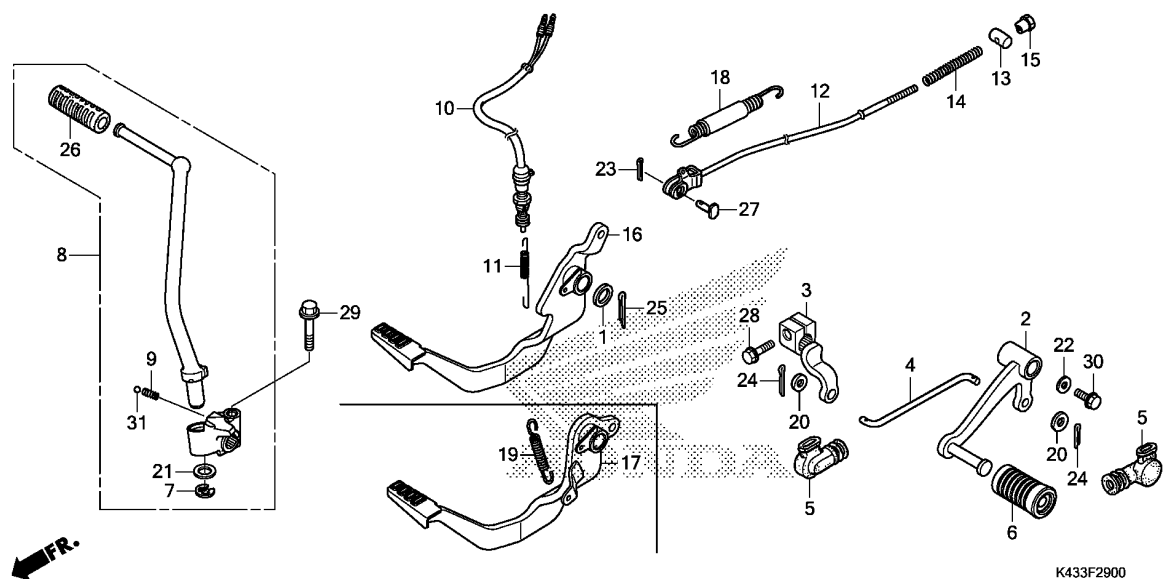


Ref. No.	L.O.N.	(Relative ref. Number) Description	F.R.T.
2	4101A1	PEDAL, GEAR CHANGE	0.1
3	4101A2	ARM, GEAR CHANGE	0.1
4	5101B5	ROD, CHANGE	0.1
8	112107	ARM, KICK STARTER	0.1
10	6151B5	SWITCH, REAR STOP :PEDAL SIDE	0.4
12	811135	ROD, REAR BRAKE	0.5
16		(17)	
	810160	PEDAL, REAR BRAKE	0.5
18	8101A8	SPRING, BRAKE PEDAL	0.2

Ref. No.	Part No.	Description	Reqd. QTY	Serial No.	Parts catalogue code
			CBF160M H		
1	16502-880-000	WASHER, SWITCH BOSS	1		
2	24701-K43-900	PEDAL, GEAR CHANGE	1		
3	24711-K43-900	ARM, GEAR CHANGE	1		
4	24720-K43-900	ROD, TIE	1		
5	24721-GS3-000	COVER, CHANGE PEDAL	2		
6	24781-KSP-860	RUBBER, CHANGE PEDAL	1		
7	28293-333-000	CLIP, KICK STARTER ARM	1		
8	28300-K43-900	ARM ASSY., KICK STARTER	1		
9	28333-KK0-000	SPRING, KICK STARTER	1		
10	35350-K38-901	SWITCH ASSY., RR. STOP	1		
11	35357-KBA-900	SPRING, STOP SWITCH	1		
12	43451-K43-900	ROD COMP., RR. BRAKE	1	-----	CO,LA,MX
13	43455-KSP-900	JOINT, BRAKE ARM	1	-----	CO,LA,MX
14	43456-KSP-900	SPRING, BRAKE ROD	1	-----	CO,LA,MX
15	43459-KSP-900	NUT, BRAKE ROD ADJUSTING	1	-----	CO,LA,MX
16	46500-K43-900	PEDAL COMP., BRAKE	1	-----	CO,LA,MX
17	46500-K43-910	PEDAL COMP., BRAKE	1	-----	2C0
18	46510-K21-900	SPRING SET, BRAKE PEDAL	1	-----	CO,LA,MX
19	46514-KN5-670	SPRING, BRAKE PEDAL	1	-----	2C0
20	90502-K43-900	WASHER, PLAIN, 7MM	2		
21	90505-KRM-860	WASHER, 15.5X22	1		
22	94103-06000	WASHER, PLAIN, 6MM	1		
23	94201-20120	PIN, SPLIT, 2.0X12	1	-----	CO,LA,MX
24	94201-20150	PIN, SPLIT, 2.0X15	2		
25	94201-25220	PIN, SPLIT, 2.5X22	1		

F-29

PEDAL

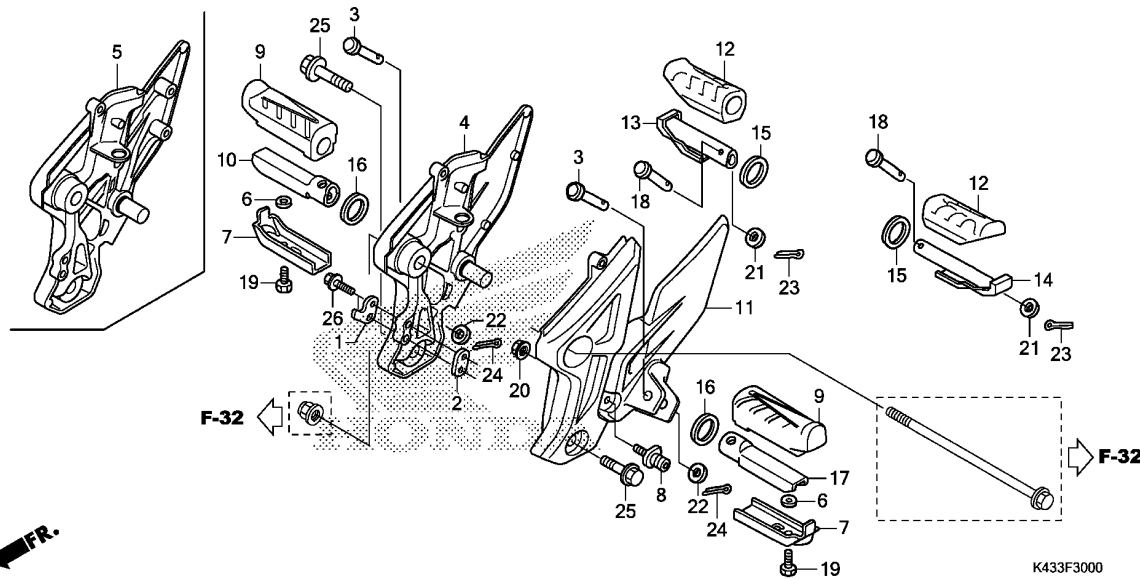


Ref. No.	Part No.	Description	Reqd. QTY		Serial No.	Parts catalogue code
			CBF160M	H		
26	95011-51000	RUBBER A, KICK STARTER	1			
27	95015-53000	PIN C, JOINT	1		----- CO,LA,MX	
28	95701-06020-07	BOLT, FLANGE, 6X20	1			
	95702-06020-07	1			
29	95701-08040-07	BOLT, FLANGE, 8X40	1			
	95702-08040-07	1			
30	96001-06012-00	BOLT, FLANGE, 6X12	1			
31	96211-08000	BALL, STEEL, #8(1/4)	1			

3

F-30

STEP

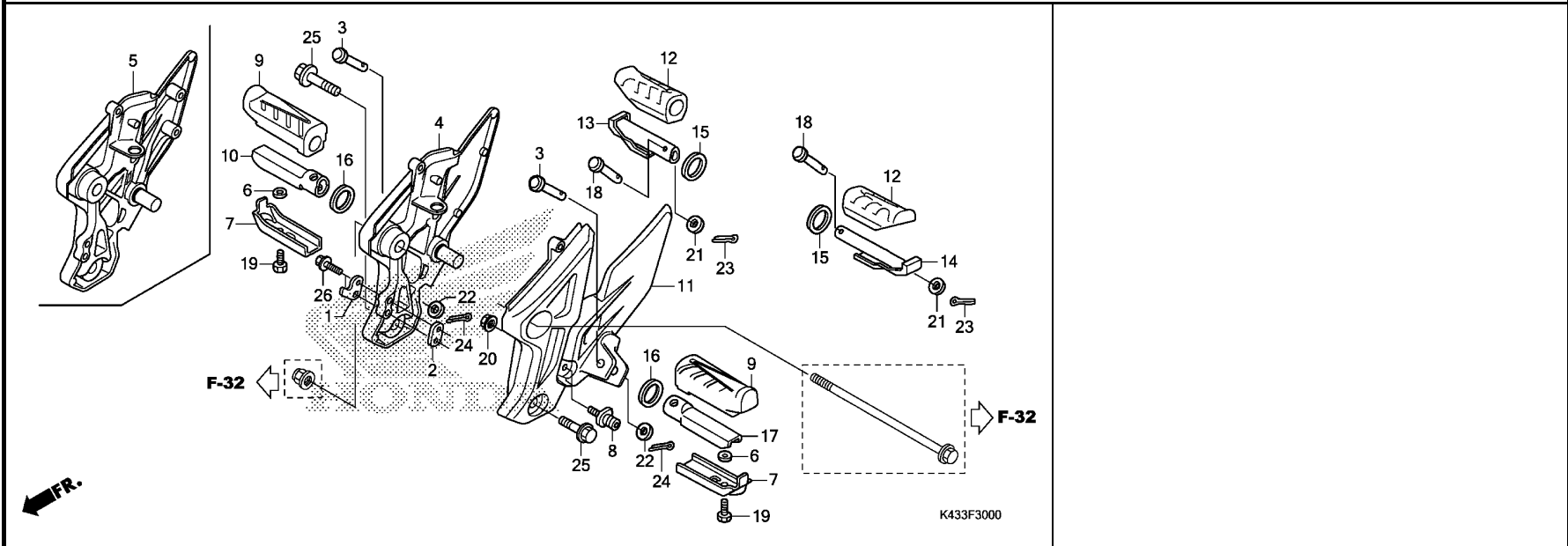


Ref. No.	L.O.N.	(Relative ref. Number) Description	F.R.T.
4	(5)	HOLDER, STEP :RIGHT	0.3
10	(9)	BAR, MAIN STEP :RIGHT	0.1
11	4101N1	HOLDER, STEP :LEFT	0.8
	4101N6	HOLDER, STEP :BOTH	0.9
13	(12)	BAR, PILLION STEP :RIGHT	0.1
14	4101C8	BAR, PILLION STEP :LEFT	0.1
	4101C7	BAR, PILLION STEP :LEFT	0.1
	4101P4	BAR, PILLION STEP :BOTH	0.2
17	(9)	BAR, MAIN STEP :LEFT	0.1
	4101C5	BAR, MAIN STEP :LEFT	0.1
	4101J1	BAR, MAIN STEP :BOTH	0.2

Ref. No.	Part No.	Description	Reqd. QTY	Serial No.	Parts catalogue code
			CBF160M H		
1	50220-K43-900	STOPPER, KICK STARTER	1		
2	50221-K43-900	NUT, PLATE	1		
3	50603-KSP-900	PIN, STEP BAR JOINT	2		
4	50610-K43-900ZA	HOLDER, R. STEP *NH411M*FORCE SILVER METALLIC	1	-----	CO,LA,MX
5	50610-K43-910ZA	HOLDER, R. STEP *NH411M*FORCE SILVER METALLIC	1	-----	2C0
6	50618-KE8-000	COLLAR, 6.5X11X3	2		
7	50619-KSP-900	PLATE, STEP LOWER	2		
8	50643-KYJ-900	PIVOT, CHANGE PEDAL	1		
9	50661-K43-900	RUBBER, MAIN STEP	2		
10	50701-KSP-900	BAR, R. MAIN STEP	1		
11	50710-K43-900ZA	HOLDER, L. STEP *NH411M*FORCE SILVER METALLIC	1		
12	50710-KYJ-900	RUBBER, PILLION STEP	2		
13	50711-K43-900	BAR, R. PILLION STEP	1		
14	50712-K43-900	BAR, L. PILLION STEP	1		
15	50715-KE8-000	PLATE, PILLION STEP SIDE	2		
16	50715-KSP-910	PLATE, PILLION STEP SIDE (MAIN)	2		
17	50801-KSP-900	BAR, L. MAIN STEP	1		
18	90131-KWP-F00	PIN, PILLION STEP	2		
19	92101-06012-0G	BOLT, HEX., 6X12	2		
20	94050-08000	NUT, FLANGE, 8MM	1		
21	94101-06000	WASHER, PLAIN, 6MM	2		

F-30

STEP



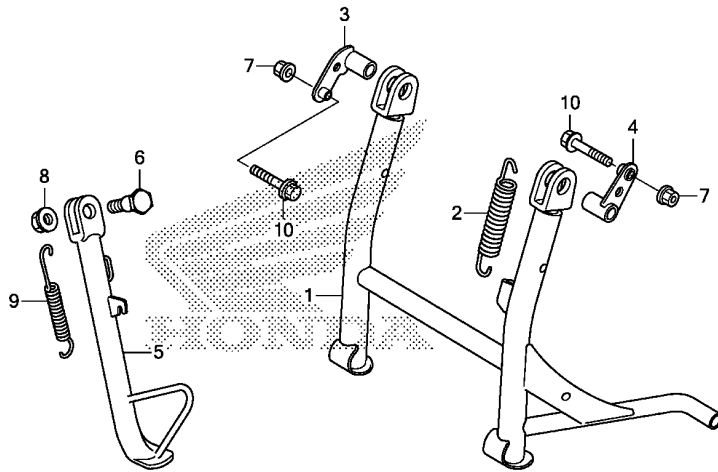
Ref. No.	Part No.	Description	Reqd. QTY		Serial No.	Parts catalogue code
			CBF160M	H		

22	94102-08000	WASHER, PLAIN, 8MM	2			
23	94201-16150	PIN, SPLIT, 1.6X15	2			
24	94201-20150	PIN, SPLIT, 2.0X15	2			
25	95701-10030-00	BOLT, FLANGE, 10X30	2			
	95702-10030-00	2			
26	95801-06028-07	BOLT, FLANGE, 6X28	2			

3

F-31

STAND



FR.

K433F3100

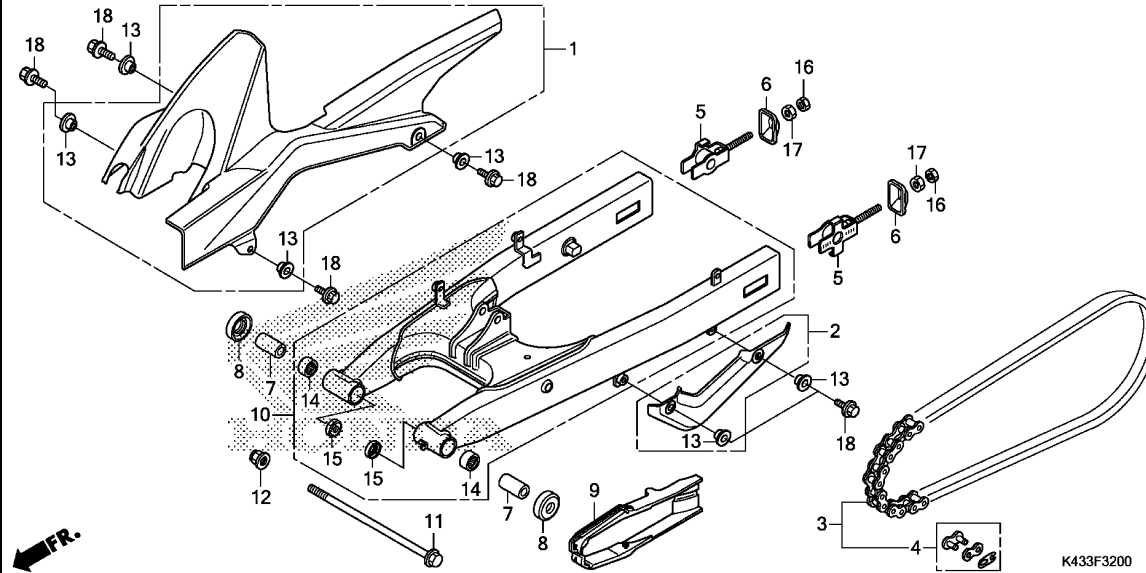
Ref. No.	L.O.N.	(Relative ref. Number) Description	F.R.T.
1	410175	STAND, MAIN	0.3
2	410176	SPRING, MAIN STAND	0.2
5	410180	BAR, SIDE STAND	0.2
9	410182	SPRING, SIDE STAND	0.1

Ref. No.	Part No.	Description	Reqd. QTY	Serial No.	Parts catalogue code
			CBF160M H		
1	50500-K43-900	STAND COMP., MAIN	1		
2	50520-K21-900	SPRING, MAIN STAND	1		
3	50526-K43-900	SHAFT, MAIN STAND PIVOT(R.) -	1		
4	50527-K43-900	SHAFT, MAIN STAND PIVOT(L.) -	1		
5	50530-K43-900	BAR COMP., SIDE STAND	1		
6	90107-GN1-010	SCREW, SIDE STAND PIVOT	1		
7	90302-KTE-911	NUT, FLANGE SPECIAL, 6MM (SIMMONDS MARSHALL)	2		
8	90304-KTE-911	NUT, FLANGE SPECIAL, 10MM (SIMMODS MARSHALL)	1		
9	95014-72102	SPRING A, SIDE STAND	1		
10	95701-06030-00	BOLT, FLANGE, 6X30	2		
	95702-06030-00	2		

3

F-32

SWINGARM



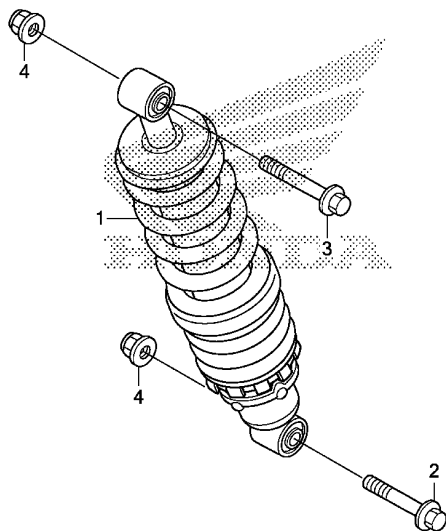
Ref. No.	L.O.N.	(Relative ref. Number) Description	F.R.T.
1	410195	CASE, DRIVE CHAIN	0.1
2	4101M0	CASE, DRIVE CHAIN :LOWER	0.1
3	213165	CHAIN, DRIVE	0.3
9	4101E5	SLIDER, CHAIN	0.7
10	5121B0	SWINGARM ASSEMBLY	0.7
14	5121C8	BEARING, SWINGARM PIVOT :LEFT	0.9
	5121C9	BEARING, SWINGARM PIVOT :RIGHT	0.9
	5121D0	BEARING, SWINGARM PIVOT :BOTH	1.0

3

Ref. No.	Part No.	Description	Reqd. QTY	Serial No.	Parts catalogue code
			CBF160M H		
1	40511-K43-900	CASE, DRIVE CHAIN	1		
2	40521-K43-900	COVER, DRIVE CHAIN UNDER	1		
3	40530-K43-902	CHAIN, DRIVE(LGB) (R428HBS-132L)	1		
4	40531-KWF-961	JOINT, DRIVE CHAIN(LGB)	1		
5	40543-K43-900	ADJUSTER COMP., CHAIN	2		
6	40546-K43-900	CAP, SWINGARM END	2		
7	52141-KSP-900	COLLAR, SWINGARM PIVOT	2		
8	52144-GC4-003	DUST SEAL, 31X40.5X7.1(ARAI)	2		
9	52170-K43-900	SLIDER, CHAIN	1		
10	52200-K43-910ZA	SWINGARM SUB ASSY., RR.			
	NH1.....BLACK		1	----- 2CO	
	NH1.....BLACK		1	----- CO,LA,MX	
11	90121-KSP-900	BOLT, SWINGARM PIVOT	1		
12	90305-KVN-901	NUT, FLANGE, 14MM (SIMMONDS MARSHALL)	1		
13	90522-KSP-860	COLLAR, CHAIN CASE SETTING ..	6		
14	91071-KSP-901	BEARING, NEEDLE, 20X26X20 ..	2		
15	91254-KS6-003	DUST SEAL, 20X26X4.5(ARAI) ..	2		
16	94002-08000-0S	NUT, HEX., 8MM	2		
17	94031-08000	NUT, HEX., 8MM	2		
18	95701-06012-07	BOLT, FLANGE, 6X12	6		
	95702-06012-07	6		

F-33

REAR CUSHION



K433F3300

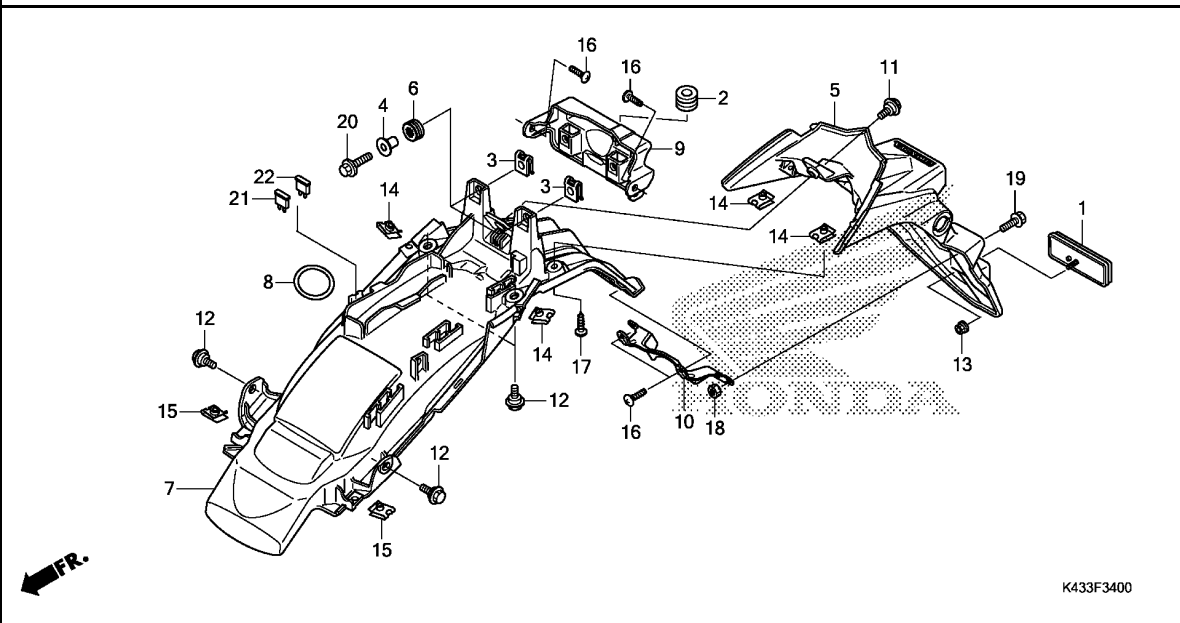
Ref. No.	L.O.N. (Relative ref. Number)	Description	F.R.T.
1	512115	CUSHION ASSY., REAR	0.8

Ref. No.	Part No.	Description	Reqd. QTY	Serial No.	Parts catalogue code
			CBF160M H		
1	52400-K43-901	CUSHION ASSY., RR. (SHOWA) ...	1		
2	90151-KSP-900	BOLT, FLANGE, 10X48	1		
3	90153-KYJ-900	BOLT, FLANGE, 10X53	1		
4	90304-KTE-911	NUT, FLANGE SPECIAL, 10MM (SIMMODS MARSHALL)	2		

3

F-34

REAR FENDER



Ref. No.	L.O.N.	(Relative ref. Number) Description	F.R.T.
5	413105	FENDER A, REAR	0.6
7	413110	FENDER B, REAR	0.6

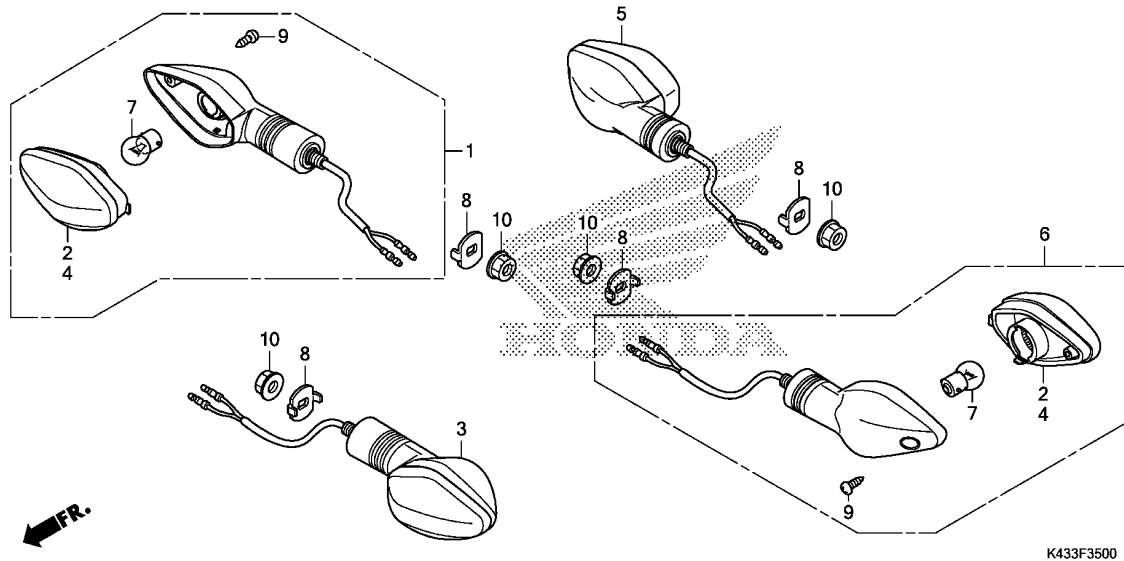
K433F3400

Ref. No.	Part No.	Description	Reqd. QTY CBF160M H	Serial No.	Parts catalogue code
1	33741-KPL-902	REFLECTOR, REFLEX	1		
2	61103-357-000	RUBBER, FR. FENDER MOUNTING ..	1		
3	80102-KZJ-900	NUT, CLIP, 6MM	2		
4	80105-KZJ-900	COLLAR, RR. FENDER INNER	2		
5	80110-K43-900ZA	FENDER SET A, RR.(WL) *TYPE1*.....	1		
6	80112-KVN-900	RUBBER, RR. FENDER	2		
7	80121-K43-900	FENDER B, RR.	1		
8	80124-K26-900	BAND, TOOL	1		
9	80131-K43-900	STAY, INNER FENDER	1		
10	80141-K43-C00	BRACKET, NUMBER PLATE	1		
11	90111-147-000	BOLT, FLANGE, 6MM	1		
12	90111-162-000	BOLT, FLANGE, 6MM	4		
13	90301-KWN-901	NUT, U, 5MM	1		
14	90320-KTE-600	NUT, SPRING, 5MM	4		
15	90677-KAN-T00	NUT, CLIP, 5MM	2		
16	93903-35320	SCREW, TAPPING, 5X16	4		
17	93903-35380	SCREW, TAPPING, 5X16	2		
18	94001-06080-0S	NUT, HEX., 6MM	2		
19	95701-06014-08	BOLT, FLANGE, 6X14	2		
	95702-06014-08	2		
20	95701-06022-00	BOLT, FLANGE, 6X22	2		
	95702-06022-00	2		
21	98200-40500	FUSE, MINI(5A)	1		
22	98200-41500	FUSE, MINI(15A)	1		

3

F-35

WINKER

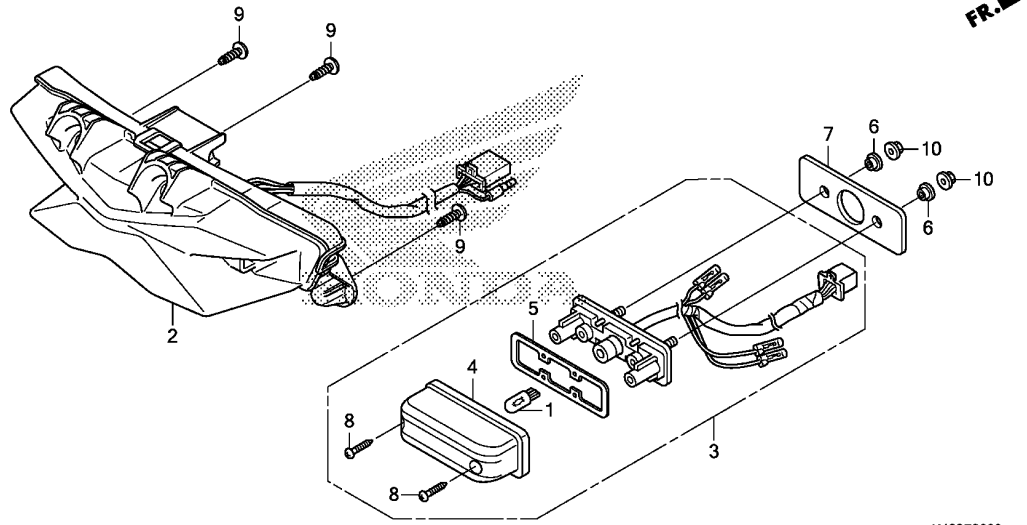


Ref. No.	L.O.N.	(Relative ref. Number) Description	F.R.T.
1	6161C4	WINKER :RIGHT FRONT	0.2
3	6161C3	WINKER :LEFT FRONT	0.2
	6161C5	WINKER :BOTH FRONT	0.3
5	6161C7	WINKER :RIGHT REAR	0.5
6	6161C6	WINKER :LEFT REAR	0.5
	6161C8	WINKER :BOTH REAR	0.6
7		(2,4)	
	616133	BULB, WINKER :FRONT	0.1
		.NOTE: Same time for two units	
	616139	BULB, WINKER :REAR	0.1
		.NOTE: Same time for two units	
	6161G0	BULB, WINKER :FOR 1 VEHICLE ..	0.2

Ref. No.	Part No.	Description	Reqd. QTY	Serial No.	Parts catalogue code
			CBF160M H		
1	33400-K21-901	WINKER ASSY., R. FR.(12V 10W)	1		
2	33403-KWS-901	LENS COMP., R. (R. FR./L. RR.)	2		
3	33450-K21-901	WINKER ASSY., L. FR.(12V 10W)	1		
4	33453-KWS-901	LENS COMP., L. (L. FR./R. RR.)	2		
5	33600-K43-901	WINKER ASSY., R. RR.(12V 10W)	1		
6	33650-K43-901	WINKER ASSY., L. RR.(12V 10W)	1		
7	34930-KWA-930	BULB, WINKER(12V 10W)(AMBER)	4		
8	61315-GGJ-700	STAY, WINKER	4		
9	93901-34380	SCREW, TAPPING, 4X12	4		
10	94050-10000	NUT, FLANGE, 10MM	4		

F-36

TAILLIGHT



K433F3600

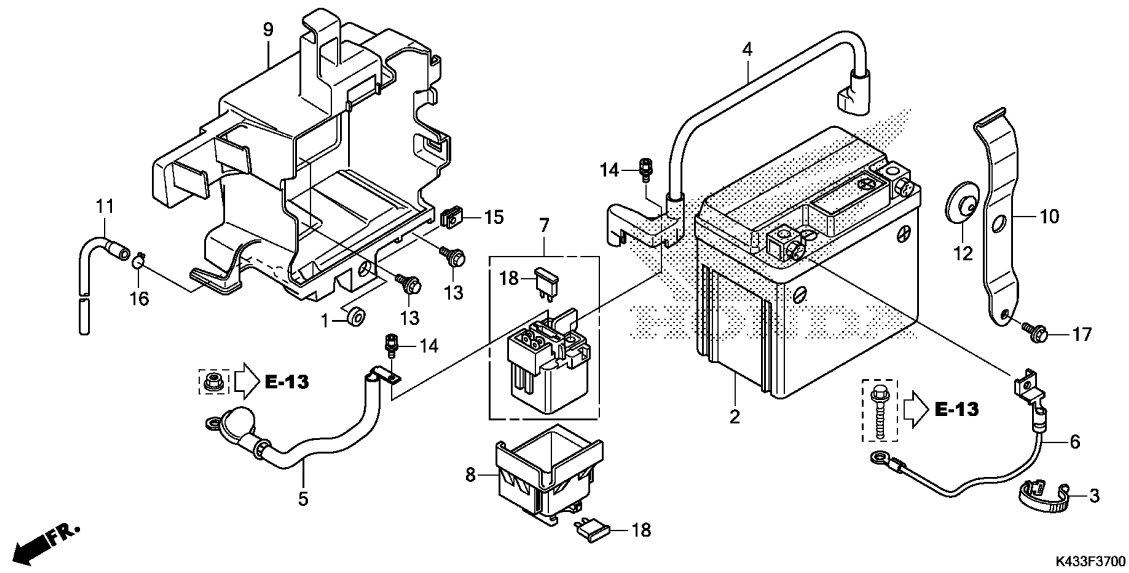
Ref. No.	L.O.N.	(Relative ref. Number) Description	F.R.T.
1		(4,5)	
6161F3		BULB, LICENSE LIGHT	0.1
2		6161D5 TAILLIGHT UNIT	0.6
3		(7)	
6161D8		LIGHT, LICENSE	0.6

3

Ref. No.	Part No.	Description	Reqd. QTY	Serial No.	Parts catalogue code
			CBF160M H		
1	33301-KYJ-901	BULB, WEDGE BASE(T10 12V 5W)	1		
2	33701-K43-901	TAILLIGHT UNIT(RINDER)(LED)	1		
3	33720-K43-901	LIGHT ASSY., LICENSE(12V 5W)	1		
4	33723-KSP-B01	COVER COMP.	1		
5	33729-KSP-B01	PACKING, LENS	1		
6	80202-KVE-900	COLLAR, LICENSE LIGHT	2		
7	80203-KVE-900	RUBBER, LICENSE LIGHT	1		
8	93901-24480	SCREW, TAPPING, 4X16	2		
9	93903-35320	SCREW, TAPPING, 5X16	3		
10	94050-05000	NUT, FLANGE, 5MM	2		

F-37

BATTERY



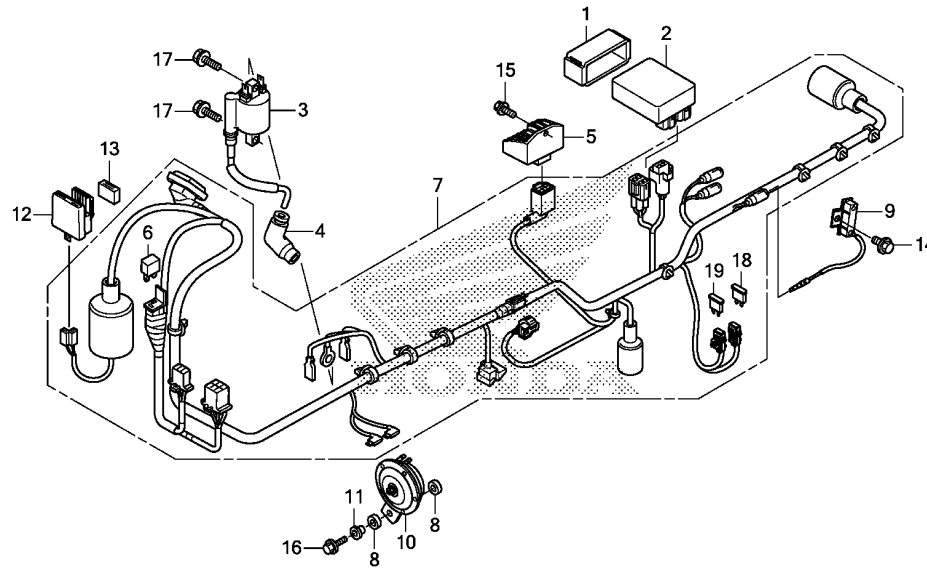
Ref. No.	L.O.N.	(Relative ref. Number) Description	F.R.T.
2	610100	BATTERY	0.2
4	610105	CABLE, POSITIVE BATTERY	0.2
5	612115	CABLE, STARTER MOTOR	0.2
6	610110	CABLE, NEGATIVE BATTERY	0.1
7	615113	SWITCH, STARTER MAGNETIC	0.2
9	4101B0	HOLDER, BATTERY BOX	0.2

Ref. No.	Part No.	Description	Reqd. QTY	Serial No.	Parts catalogue code
			CBF160M		
			H		
1	17223-KVX-600	COLLAR, AIR CLEANER	1		
2	31500-KSP-B01	BATTERY (YTX5L-BS) (TYBC)	1		
3	32161-KSP-920	BAND B1, WIRE	1		
4	32401-K43-900	CABLE, STARTER MAGNETIC	1		
5	32410-K43-900	CABLE, STARTER MOTOR	1		
6	32601-K38-900	CABLE, BATTERY EARTH	1		
7	35850-K38-901	SWITCH ASSY., STARTER MAGNETIC	1		
8	35856-K43-900	RUBBER, SHOCK	1		
9	50384-K43-900	BOX, BATTERY	1		
10	50386-K43-900	BAND, BATTERY	1		
11	50388-K38-900	TUBE, BATTERY BOX	1		
12	83618-323-000	RUBBER, BATTERY BOX	1		
13	90111-162-000	BOLT, FLANGE, 6MM	3		
14	90111-MR5-000	BOLT, SOCKET, 5X9	2		
15	90311-MT3-000	NUT, CLIP, 6MM	1		
16	90651-MK3-780	CLIP, TUBE(B12.5)	1		
17	95701-06016-00	BOLT, FLANGE, 6X16	1		
18	98200-32000	FUSE, BLADE(20A)	2		



F-38

WIRE HARNESS

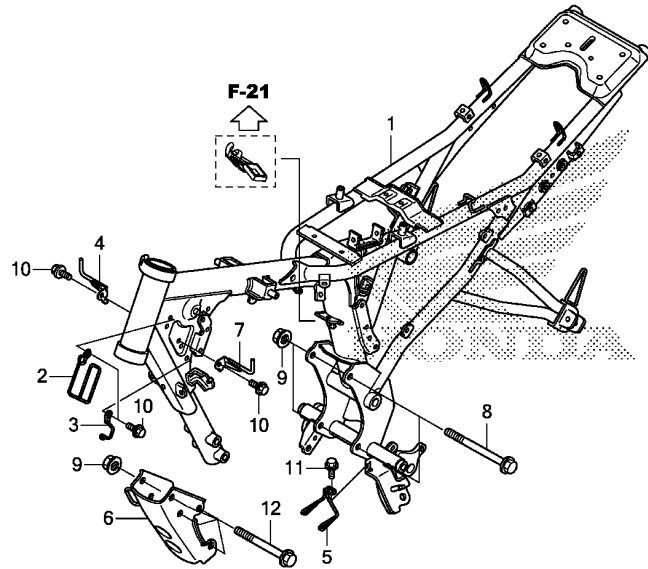


Ref. No.	L.O.N.	(Relative ref. Number) Description	F.R.T.
2	6141A1	IGNITION CONTROL MODULE	0.6
3	614105	COIL, IGNITION	0.5
4	6141E3	CAP, NOISE SUPPRESSOR	0.2
5	6131B2	RECTIFIER, REGULATE	0.4
6	6131B3	RECTIFIER, SILICON	0.3
7	611100	HARNESS, WIRE	1.2
9	613140	RESISTOR(FRAME OR ENGINE)	0.3
10	616169	HORN	0.2
12	6111C3	RELAY, WINKER	0.3

Ref. No.	Part No.	Description	Reqd. QTY CBF160M H	Serial No.	Parts catalogue code
1	30401-KWP-D21	CUSHION, C.D.I. UNIT (SHINDENGEN)	1		
2	30410-K43-901	C.D.I. UNIT(DC)	1		
3	30500-K38-901	COIL ASSY., IGNITION	1		
4	30700-KZA-W01	CAP ASSY., NOISE SUPPRESSOR	1		
5	31600-K14-961	RECTIFIER COMP., REGULATE (STAR ENGINEERS)	1		
6	31700-124-008	RECTIFIER ASSY., SILICON (SHINDENGEN)	1		
7	32100-K43-900	HARNESS, WIRE	1		
8	33714-K38-900	RUBBER, TAILLIGHT BRACKET ...	2		
9	35400-K43-901	RESISTOR COMP.	1		
10	38110-K43-901	HORN COMP.(HIGH)	1		
11	38117-KFE-701	COLLAR, HORN SETTING	1		
12	38301-K63-D21	RELAY COMP., WINKER (STAR ENGINEERS)	1		
13	38306-K38-901	SUSPENSION, WINKER RELAY (STAR ENGINEERS)	1		
14	95701-06010-00	BOLT, FLANGE, 6X10	1		
	95702-06010-00	1		
15	95701-06016-00	BOLT, FLANGE, 6X16	1		
	95702-06016-00	1		
16	95701-06020-08	BOLT, FLANGE, 6X20	1		
	95702-06020-08	1		
17	96001-06020-00	BOLT, FLANGE, 6X20	2		
18	98200-40500	FUSE, MINI(5A)	1		
19	98200-41500	FUSE, MINI(15A)	1		

F-39

FRAME BODY

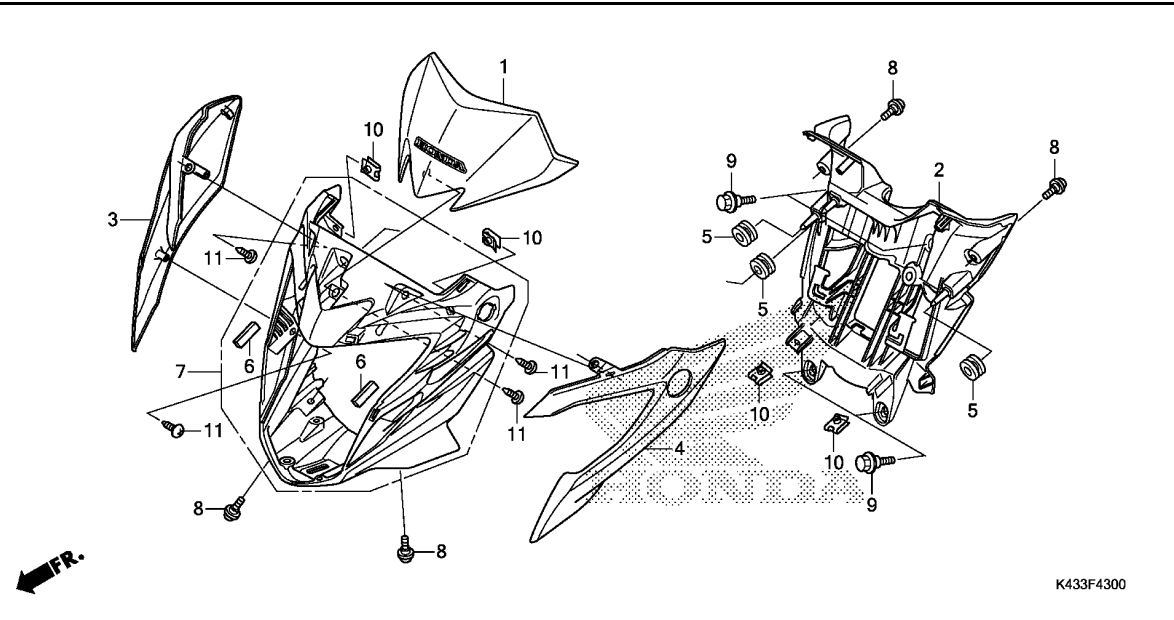


Ref. No.	L.O.N.	(Relative ref. Number) Description	F.R.T.
1	410100	BODY, FRAMEINCLUDES: Engine removal and installation	6.4
6	4101ND	PLATE, FRONT ENGINE HANGER ...	0.3

Ref. No.	Part No.	Description	Reqd. QTY	Serial No.	Parts catalogue code
			CBF160M H		
1	50100-K43-910	BODY COMP., FRAME	1	----- 2C0	
	50100-K43-900	1	----- CO,LA,MX	
2	50211-K43-900	GUIDE, HARNESS	1		
3	50212-K43-900	GUIDE, CLUTCH CABLE	1		
4	50295-K43-900	STAY, R. INNER COVER	1		
5	50297-K43-L00	GUIDE, DRAIN TUBE	1		
6	50351-K43-900	PLATE COMP., FR. ENGINE HANGER	1		
7	50395-K43-900	STAY, L. INNER COVER	1		
8	90019-399-010	BOLT, FLANGE, 10X110	2		
9	94050-10000	NUT, FLANGE, 10MM	6		
10	95701-06012-07	BOLT, FLANGE, 6X12	4		
	95702-06012-07	4		
11	95701-06016-07	BOLT, FLANGE, 6X16	1		
	95702-06016-07	1		
12	95801-10090-00	BOLT, FLANGE, 10X90	4		

F-43

UPPER COWL



Ref. No.	L.O.N.	(Relative ref. Number) Description	F.R.T.
1	4111BZ	VISOR :FRONT	0.2
2	413135	COVER, HEADLIGHT	0.4
3	4111AR	GARNISH, FRONT COVER :RIGHT ..	0.4
4	4111AQ	GARNISH, FRONT COVER :LEFT ...	0.4
	4111AS	GARNISH, FRONT COVER :BOTH ...	0.5
7	4111L3	COWL, FRONT CENTER	0.6

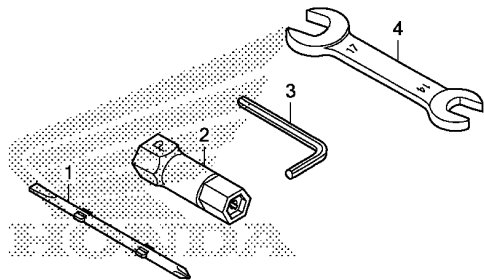
K433F4300

3

Ref. No.	Part No.	Description	Reqd. QTY	Serial No.	Parts catalogue code
			CBF160M H		
1	61300-K43-900ZA	VISOR SET, FR.(WL) *TYPE1*.....	1		
2	61303-K43-900	COVER, HEADLIGHT RR.	1		
3	61305-K43-900ZA	GARNISH, R. FR. *YR302M*..NEO ORANGE METALLIC	1		
	61305-K43-900ZB	*R321*.....SPORTS RED	1		
	61305-K43-900ZD	*NHB63P*..PEARL AMAZING WHITE	1		
	61305-K43-900ZE	*NHA84P*PEARL NIGHTSTAR BLACK	1		
4	61306-K43-900ZA	GARNISH, L. FR. *YR302M*..NEO ORANGE METALLIC	1		
	61306-K43-900ZB	*R321*.....SPORTS RED	1		
	61306-K43-900ZD	*NHB63P*..PEARL AMAZING WHITE	1		
	61306-K43-900ZE	*NHA84P*PEARL NIGHTSTAR BLACK	1		
5	61307-K43-900	GROMMET, HEADLIGHT COVER	3		
6	61308-K43-900	SPONGE, FR. COWL RUBBER	2		
7	61350-K43-900	COVER ASSY., FR. COWL	1		
8	90101-GEO-000	SCREW, HINGE PATCH	4		
9	90111-187-000	BOLT, FLANGE, 6MM	4		
10	90320-KTE-600	NUT, SPRING, 5MM	4		
11	93903-25220	SCREW, TAPPING, 5X12	7		

F-48

TOOLS



K433F4800

Ref. No.	L.O.N.	(Relative ref. Number) Description	F.R.T.
----------	--------	------------------------------------	--------

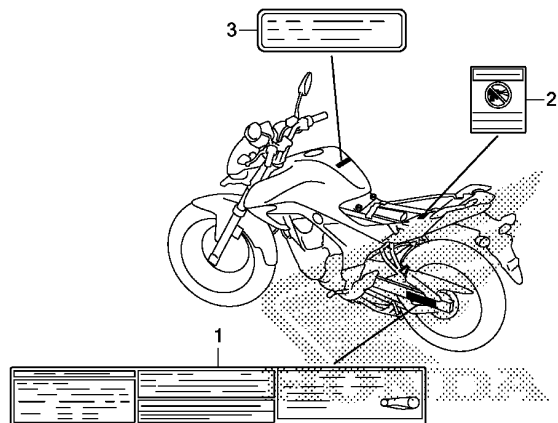
NO INFORMATION

Ref. No.	Part No.	Description	Reqd. QTY	Serial No.	Parts catalogue code
			CBF160M		
			H		
1	89102-KTE-910	DRIVER, SCREW(NO.2 + -)	1		
2	89216-KTE-910	WRENCH, SPARK PLUG	1		
3	89221-429-000	WRENCH, HEX., 5MM	1		
4	89233-KSP-900	SPANNER, 14X17	1		



F-49

CAUTION LABEL



K433F4900

Ref. No.	L.O.N. (Relative ref. Number)	Description	F.R.T.
----------	-------------------------------	-------------	--------

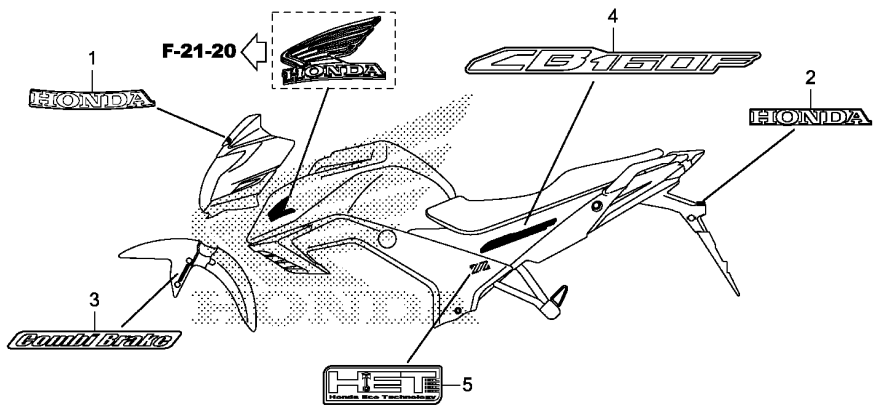
NO INFORMATION

Ref. No.	Part No.	Description	Reqd. QTY CBF160M H	Serial No.	Parts catalogue code
1	87505-K43-L00	LABEL, TIRE & DRIVE CHAIN (SPANISH)	1		
2	87509-KWS-840	LABEL, AIR CLEANER ELEMENT NOTICE (SPANISH)	1		
3	87560-K43-L00	LABEL, DRIVE (SPANISH)	1		

3

F-50

MARK



K433F5000

Ref. L.O.N. (Relative ref. Number) F.R.T.
No. Description

NO INFORMATION

Ref. No.	Part No.	Description	Reqd. QTY	Serial No.	Parts catalogue code
			CBF160M H		
1	86101-K43-900ZA	MARK, HONDA (85MM) *TYPE1*	1		
2	86102-K43-900ZA	MARK, HONDA (75MM) *TYPE1*	1		
3	86611-K43-900ZA	MARK (COMBI BRAKE) *TYPE2*	1	-----	2C0
	86611-K43-900ZB	*TYPE1*	1	-----	2C0
4	86773-K43-L00ZA	MARK, RR. GARNISH *TYPE1*	2		
5	86833-K55-600ZA	MARK, HET *TYPE1* (R. SIDE ONLY)	1		

3

PART NO. INDEX

Part Number	Page	Ref.	Part Number	Page	Ref.	Part Number	Page	Ref.	Part Number	Page	Ref.	Part Number	Page	Ref.
06000			13111-KSP-910	45	4	16080-KTN-901	51	11	18442-KRC-900	84	7	24720-K43-900	85	4
06410-KSP-900	72	1	13411-K38-900	45	5	16100-K43-C01	51	12	18600-K38-901	83	4	24721-GS3-000	85	5
	74	1	13422-K38-900	46	1	16100-K43-L01	51	12	18601-K38-900	83	5	24781-KSP-860	85	6
06430-KTN-700	71	1	13423-KRE-G00	46	2	16107-KGH-901	51	13	18602-K38-900	83	6			
06430-KVT-D10	71	1	13424-KRE-G00	46	3	16111-K38-901	51	14	18603-K38-900	83	7	28000		
06431-MA3-405	66	1	13425-K38-900	46	4	16119-K38-901	51	15	18640-K38-900	83	8			
06435-KSP-B02	70	1	13426-KRE-G01	46	5	16140-K38-901	51	16				28110-KRE-G00	39	1
06451-961-405	70	2	13427-KRM-840	46	6	16155-KFR-701	51	17	22000			28120-KPH-701	39	2
06451-GE2-405	65	1	13428-KRM-840	46	7	16163-KRP-981	51	18				28131-KRE-G01	39	3
06451-MZ2-405	66	2	13538-KRM-840	46	8	16165-K21-901	51	19	22100-K38-900	38	1	28132-KN6-930	39	4
06453-MCW-H01	66	3				16180-K38-901	51	20	22115-KRE-G00	38	2	28133-KRM-850	39	5
06455-K43-911	66	4	14000			16198-K38-900	82	1	22120-KVS-J01	38	3	28211-K38-900	50	1
06455-KPP-N01	65	2	14100-K38-900	34	2	16211-K38-900	33	7	22201-KPM-850	38	4	28221-KWS-900	50	2
06531-KW6-840	61	1	14321-KRM-840	35	1	16217-KSP-910	33	8	22201-KRE-G01	38	5	28251-K38-900	50	3
			14401-K43-901	35	2	16423-KGH-901	51	21	22321-KPS-900	38	6	28262-KWS-900	50	4
			14430-KRE-G00	34	3	16502-880-000	85	1	22355-KVS-J01	38	7	28265-KWB-600	50	5
			14451-KRE-G00	34	4	16950-K43-901	76	1	22361-KVS-J01	38	8	28271-KWB-600	50	6
11000			14510-KRE-G00	35	3	16952-K43-900	76	2	22366-KRM-840	38	9	28281-KWB-600	50	7
11100-K43-900	44	1	14515-KRE-G00	35	4	16953-K43-900	76	3	22401-KVS-J01	38	10	28293-333-000	85	7
11200-K38-900	44	2	14560-KSP-910	35	6	16955-K43-900	76	4	22810-KRE-G00	37	4	28300-K43-900	85	8
11215-KRM-840	44	3	14611-KRE-G00	35	7				22815-KM7-700	37	5	28333-KK0-000	85	9
11216-KRM-840	44	4	14711-K38-900	34	5	17000			22821-K43-900	37	6			
11217-KRM-840	44	5	14721-K38-900	34	6	17110-K38-900	33	9	22870-K43-901	56	3	30000		
11300-K38-900	37	1	14751-KRE-G00	34	7	17211-K38-900	82	2	23000			30401-KWP-D21	96	1
11341-K38-900	40	1	14761-KRE-G00	34	8	17212-K38-900	82	3	23121-KRE-G00	45	6	30410-K43-901	96	2
11360-K43-900	40	2	14771-KRE-G00	34	9	17222-K38-900	82	4	23210-K38-900	47	1	30500-K38-901	96	3
11393-KRE-G01	37	2	14777-KRE-G00	34	10	17223-KVX-600	95	1	23221-K43-900	47	2	30700-KZA-W01	96	4
11395-KRE-G01	40	3	14781-MA6-000	34	11	17225-K38-900	82	8	23421-K43-900	47	3	31000		
						17227-KTE-910	82	9	23427-KRM-840	47	4	31110-K38-901	41	1
12000						17232-KYJ-900	80	1	23431-K43-900	47	5	31120-K43-901	41	2
12100-K38-900	36	1				17235-K38-900	82	10	23432-KRM-840	47	6	31200-K38-901	42	1
12191-KRE-G00	36	2	15021-KRE-G00	43	1	17245-K38-900	82	11	23441-K43-900	47	7	31201-KPT-A01	42	2
12200-K38-900	33	1	15022-KRE-G00	43	1	17252-KVE-900	76	5	23451-K43-900	47	8	31204-KG8-004	42	3
12204-KRM-P00	33	2	15100-KRE-G00	43	2	17530-K43-900	76	6	23461-K43-900	47	9	31205-KTC-921	42	4
12209-GB4-682	34	1	15133-K38-900	43	3	17535-K38-900	76	7	23471-K43-900	47	10	31206-KPH-881	42	5
12213-KSP-910	33	3	15135-KRE-G00	43	4	17535-K38-900	76	7	23481-K43-900	47	11	31207-MBE-008	42	6
12251-K38-901	33	4	15421-KSP-910	43	5	17535-K38-900	76	7	23491-K43-900	47	12	31500-KSP-B01	95	2
12252-K38-900	33	4	15430-KRE-G00	43	6	17611-KFN-850	76	8	23501-K43-900	47	13	31600-K14-961	96	5
12310-K38-900	32	1	15436-KRM-840	43	7	17612-K43-900	76	9	23800-K21-900	47	14	31700-124-008	96	6
12310-K38-900	33	5	15441-KCS-650	43	8	17613-K43-900	76	10	23811-KR3-600	47	15	31916-KRM-841	33	10
12391-K38-900	32	2	15446-107-000	43	9	17620-KSP-861	76	11	23911-KRE-G00	47	16			
12395-KRE-G00	33	6	15459-KWK-900	43	10	17622-GB7-900	83	3	24000			32000		
12397-KWG-601	32	3	15651-K38-900	37	3	17681-K43-900	76	12	24211-KRM-840	49	1	32100-K43-900	96	7
12398-KSP-B00	32	4	15772-GW3-980	83	1	17685-K43-L00	76	13	24212-K38-900	49	2	32111-KRE-G00	41	3
						17910-K43-901	56	1	24241-KRM-840	49	3	32161-KSP-920	60	1
13000			16000			17950-K43-901	56	2	24242-KRM-840	49	4			
13000-K38-900	45	1	16010-KSP-911	51	1	17952-K38-900	40	4	24301-KRE-G00	49	5	32401-K43-900	95	4
13011-K38-900	45	2	16012-K43-L01	51	2				24410-KSP-860	49	6	32410-K43-900	95	5
13021-K38-900	45	2	16013-KRC-921	51	3	18000			24430-KRM-B10	49	7	32601-K38-900	95	6
13031-K38-900	45	2	16015-KSP-911	51	4	18291-KSP-901	84	1	24436-KTT-900	49	8			
13041-K38-900	45	2	16016-KSP-911	51	5	18293-MCA-A20	84	2	24610-KRE-G00	49	9	33000		
13051-K38-900	45	2	16028-KPP-901	51	6	18300-K43-900	84	3	24651-KSP-910	49	10	33120-K43-901	53	1
13101-K38-900	45	3	16037-KPP-861	51	7	18345-MBT-610	84	4	24652-KRM-840	49	11	33126-K21-901	53	2
13102-K38-900	45	3	16046-KVC-901	51	8	18355-K43-900	84	5	24701-K43-900	85	2			
13103-K38-900	45	3	16050-K38-901	51	9	18421-438-670	84	6	24711-K43-900	85	3	38000		
13104-K38-900	45	3	16075-KRP-981	51	10							38110-K43-901	96	10
13105-K38-900	45	3												

PART NO. INDEX

Part Number	Page	Ref.	Part Number	Page	Ref.	Part Number	Page	Ref.	Part Number	Page	Ref.	Part Number	Page	Ref.
38117-KFE-701	96	11	43190-K43-911	70	6	45133-KCC-900	71	4	50351-K43-900	97	6	52400-K43-901	91	1
38301-K63-D21	96	12	43215-KGH-901	70	7	45133-KPL-900	71	4	50384-K43-900	95	9			
38306-K38-901	96	13	43251-K43-911	74	13	45133-MA3-006	65	10	50386-K43-900	95	10	53000		
38502-KSP-910	56	7	43310-K43-911	68	2		66	13	50388-K38-900	95	11			
38506-KSP-910	56	8	43311-K43-910	59	1		70	13	50395-K43-900	97	7	53100-K43-900ZA	60	6
			43312-K43-910	59	2	45134-250-000	71	6	50400-K43-900ZA	79	1	53105-KRC-900	56	9
40000			43313-K43-911	68	3	45141-KTC-900	71	7	50450-K43-900ZA	79	2	53166-KSP-A70	56	11
			43352-568-003	65	3	45155-K43-900	57	4	50500-K43-900	89	1	53167-KWF-900	56	12
40511-K43-900	90	1				45155-K43-910	57	5	50520-K21-900	89	2	53168-KTE-910	56	13
40521-K43-900	90	2	43353-461-771	65	4	45156-K43-900	57	6	50524-K15-900	84	8	53172-KTE-930	56	14
40530-K43-902	90	3				45156-K43-910	57	7	50526-K43-900	89	3	53175-KSP-B51	57	16
40531-KWF-961	90	4				45203-MCC-006	70	14	50527-K43-900	89	4	53178-K21-900	56	15
40543-K43-900	90	5				45215-KPH-951	65	11	50530-K43-900	89	5	53179-KWF-950	56	16
40546-K43-900	90	6	43410-KRY-930	71	5	45215-MBT-D51	66	14	50603-KSP-900	87	3	53209-GAH-000	53	7
			43451-K43-900	85	12	45216-166-006	65	12	50610-K43-900ZA	87	4	53211-268-010	61	3
41000			43455-KSP-900	85	13	45218-MAJ-G41	66	15	50610-K43-910ZA	87	5	53212-200-000	61	4
			43456-KSP-900	85	14	45250-K43-911	66	16	50618-KE8-000	87	6	53212-K21-900	61	4
41200-K43-900	72	2	43459-KSP-900	85	15	45250-KYE-902	65	13	50619-KSP-900	87	7	53214-200-000	61	5
	74	2	43503-MER-D01	68	4	45251-K43-901	67	8	50643-KYJ-900	87	8	53219-K43-900	61	6
			43504-MB2-006	68	5	45290-KPP-901	65	14	50661-K43-900	87	9	53220-KSP-860	61	7
42000			43510-K43-911	68	6	45504-410-003	57	8	50701-KSP-900	87	10	53230-K43-900ZA	60	8
			43511-K43-911	68	7	45510-K21-901	57	9	50710-K43-900ZA	87	11			
42301-K43-900	72	3	43512-K43-911	68	8	45512-MA6-006	57	10	50710-KYJ-900	87	12	61000-K43-910ZF	62	1
	74	3	43513-KBP-881	68	9	45513-HA2-006	57	11	50711-K43-900	87	13	61000-K43-910ZH	62	1
42312-KYJ-900	74	4	43514-KS6-701	68	10	45517-166-006	57	12	50712-K43-900	87	14	61000-K43-910ZJ	62	1
42313-KYJ-900	72	4	43516-KYJ-901	68	11	45520-GE2-006	57	13	50715-KE8-000	87	15	61000-K43-910ZK	62	1
	74	5	43520-MB2-315	68	12	45520-GW0-911	68	14	50715-KSP-910	87	16	61103-357-000	92	2
42615-K43-900ZA	72	5	43530-MV9-006	68	13	45521-K21-901	57	14	50801-KSP-900	87	17	61103-KRY-900	62	2
	74	6				45521-K21-901	57	14				61105-KRY-900	62	3
42620-K43-900	72	6	44000			45530-471-831	57	15	51000			61111-K43-900ZA	62	4
42620-KYJ-900	74	7							51400-K43-901	63	2	61111-K43-900ZB	62	4
42625-MC4-000	72	7	44301-KYJ-900	67	3	46000			51400-K43-911	63	2	61111-K43-900ZD	62	4
	74	8	44311-KYJ-900	67	4	46182-MEL-D21	68	16	51401-K43-901	63	3	61111-K43-900ZE	62	4
42650-K43-900ZA	72	8	44620-KYJ-900	67	5	46300-MFG-D21	59	6	51402-KYJ-711	63	4	61121-K43-900	62	5
42650-K43-910ZA	74	9	44650-K43-900ZA	67	6	46391-SDA-A01	59	7	51403-ME4-003	63	5	61300-K43-900ZA	98	1
42704-MER-D00	67	1	44711-K43-901	67	7	46400-K21-921	59	8	51410-K43-901	63	6	61303-K43-900	98	2
	72	9				46410-K43-910	59	9	51411-MG1-003	63	7	61305-K43-900ZA	98	3
42705-MER-D00	67	1	45000			46500-K43-900	85	16	51412-461-003	63	8	61305-K43-900ZB	98	3
	72	9				46500-K43-910	85	17	51414-KFB-901	63	9	61305-K43-900ZD	98	3
	74	10	45107-GE2-006	65	5	46504-KV6-702	68	17	51415-KFB-901	63	10	61305-K43-900ZE	98	4
	74	10	45107-MA6-006	70	10	46510-K21-900	85	18	51420-K43-901	63	11	61306-K43-900ZA	98	4
42706-MER-D00	67	1	45107-MAJ-G41	66	7	46514-KN5-670	85	19	51420-K43-911	63	11	61306-K43-900ZB	98	4
	72	9	45108-KPH-951	65	6				51432-K43-901	63	12	61306-K43-900ZD	98	4
	74	10	45108-MBT-D52	66	8				51437-ML7-691	63	13	61306-K43-900ZE	98	4
42711-K43-901	72	10	45111-MAJ-G41	65	7	50000			51440-KYJ-711	63	14	61307-K43-900	98	5
	74	11				50100-K43-900	97	1	51447-KR6-003	63	15	61308-K43-900	98	6
42753-KWF-901	67	2				50100-K43-910	97	1	51450-K43-901	63	16	61315-GGJ-700	93	8
	72	11	45112-MZ2-006	66	10	50211-K43-900	97	2	51490-KWL-003	63	17	61350-K43-900	98	7
	74	12	45126-K43-901	57	2	50212-K43-900	97	3	51500-K43-901	63	18	64000		
			45127-K43-910	59	3	50220-K43-900	87	1	51520-K43-901	63	19	64412-K43-900	77	1
43000			45128-K43-910	59	4	50221-K43-900	87	2				64413-K43-900	77	2
			45129-K43-911	59	5	50241-K43-900ZA	81	1	52000			64413-KSS-C00	77	3
43100-K43-900ZA	71	2	45131-GZ0-006	65	8	50251-K43-900ZA	81	2	52141-KSP-900	90	7	83560-K43-C00ZA	81	4
43108-KSP-B51	70	3	45131-K43-900	57	3	50271-K43-900	81	3	52144-GC4-003	90	8	83571-K43-900	81	5
43112-KSP-B01	70	4	45131-ML7-921	66	11	50295-K43-900	97	4	52170-K43-900	90	9	83618-323-000	95	12
43145-K38-900	71	3	45132-166-016	65	9	50297-K43-L00	97	5	52200-K43-900ZA	90	10			
43150-K43-911	70	5				50301-K21-900	61	2	52200-K43-910ZA	90	10			
43151-329-000	71	4				50301-KTR-900	61	2						
43155-K15-900	68	1												



PART NO. INDEX

Part Number	Page	Ref.	Part Number	Page	Ref.	Part Number	Page	Ref.	Part Number	Page	Ref.	Part Number	Page	Ref.
95702-06030-00	83	18												
	89	10												
95702-08025-00	79	13												
95702-08040-07	86	29												
95702-10030-00	88	25												
95801-06028-07	88	26												
95801-06040-08	59	14												
95801-10055-07	84	14												
95801-10090-00	97	12												
95802-06040-08	59	14												
96000														
96001-06012-00	32	7												
	58	24												
	79	14												
	86	30												
96001-06014-00	69	28												
96001-06016-00	41	6												
	44	20												
96001-06020-00	44	21												
	96	17												
96001-06022-00	33	20												
	35	12												
	41	7												
	58	25												
96001-06025-00	56	23												
	59	15												
96001-06030-00	37	11												
96001-06035-00	32	8												
	40	10												
96001-06040-00	37	12												
96001-06045-00	40	11												
96001-06045-07	69	29												
96100-60030-00	38	15												
96211-08000	86	31												
96220-30085	49	19												
96220-30168	43	18												
98000														
98200-32000	95	18												
98200-40500	92	21												
	96	18												
98200-41500	92	22												
	96	19												
99000														
99101-KSP-1120	52	29												
99101-MAZ-1150	52	29												

PART NAME INDEX

Part name	Page	Ref.	Part name	Page	Ref.	Part name	Page	Ref.
[A]			BOLT, FLANGE, 10X48	91	2	BOLT, FLANGE, 6X35	43	17
ADJUSTER COMP., CHAIN	90	5	BOLT, FLANGE, 10X53	91	3		71	11
ARM ASSY., KICK STARTER	85	8	BOLT, FLANGE, 10X55	84	14	BOLT, FLANGE, 6X40	37	12
ARM COMP., VALVE ROCKER	34	3	BOLT, FLANGE, 10X90	97	12		44	17
ARM, GEAR CHANGE	85	3	BOLT, FLANGE, 5X14	33	11		59	14
ARM, RR. BRAKE	71	5	BOLT, FLANGE, 6MM	81	6	BOLT, FLANGE, 6X45	40	11
AXLE, FR. WHEEL	67	3		82	12		44	18
AXLE, RR. WHEEL	72	3		92	11		69	29
	74	3			12	BOLT, FLANGE, 6X70	44	19
[B]				95	13	BOLT, FLANGE, 8X16	84	13
BALL ASSY., STEEL, #8X18	61	1	BOLT, FLANGE, 6X10	68	18	BOLT, FLANGE, 8X25	79	13
BALL, STEEL, #8	86	31		96	14	BOLT, FLANGE, 8X32	65	15
BAND B1, WIRE	60	1	BOLT, FLANGE, 6X110	33	14		66	17
	95	3	BOLT, FLANGE, 6X12	32	7	BOLT, FLANGE, 8X36	60	12
BAND, AIR CLEANER CONNECTING TUBE	82	15		58	24	BOLT, FLANGE, 8X40	86	29
BAND, BATTERY	95	10		59	12	BOLT, FLANGE, 8X45	63	20
BAND, INSULATOR	33	8		76	25	BOLT, FR. FORK	63	16
BAND, TOOL	92	8		79	14	BOLT, HANDLE LEVER PIVOT	56	17
BAR COMP., SIDE STAND	89	5		83	16		57	17
BAR, L. MAIN STEP	87	17	BOLT, FLANGE, 6X14	59	13	BOLT, HEX., 6X12	87	19
BAR, L. PILLION STEP	87	14		86	30	BOLT, HEX., 6X20	49	14
BAR, R. MAIN STEP	87	10		90	18	BOLT, KNOCK, 5MM	35	9
BAR, R. PILLION STEP	87	13		97	10	BOLT, OIL, 10X22	57	18
BATTERY	95	2	BOLT, FLANGE, 6X16	35	11		59	10
BEARING, NEEDLE, 20X26X20	90	14		41	6	BOLT, PIN	65	8
BEARING, NEEDLE, 22X29X16.8	39	7		44	16	BOLT, SETTING	42	4
BEARING, RADIAL BALL, 12X32X10	48	28		20		BOLT, SOCKET, 4X21	76	16
BEARING, RADIAL BALL, 15X35X11	46	16		31	20	BOLT, SOCKET, 5X9	95	14
BEARING, RADIAL BALL, 17X40X12	48	27		48	31	BOLT, SOCKET, 6MM	39	6
BEARING, RADIAL BALL, 17X42X12	48	26		83	17	BOLT, SOCKET, 8MM	63	21
BEARING, RADIAL BALL, 20X52X15	48	29		95	17	BOLT, SOCKET, 8X35	60	11
BEARING, RADIAL BALL, 35X72X15	45	9	BOLT, FLANGE, 6X20	44	21	BOLT, SPECIAL, 6X21	33	12
BEARING, RADIAL BALL, 6003	38	15		96	15	BOLT, STUD, 10X25	73	18
BEARING, RADIAL BALL, 6203U	75	18		97	11		75	23
BEARING, RADIAL BALL, 6203UU	72	14		80	12	BOLT, STUD, 8X22	33	13
BEARING, RADIAL BALL, 6204UU	72	15		86	28	BOLT, SWINGARM PIVOT	90	11
	75	20	BOLT, FLANGE, 6X22	96	16	BOOT B	65	10
BEARING, RADIAL BALL, 6302UU	67	11		17			66	13
BEARING, RADIAL BALL, 6303U	75	19		33	20	BOOT COMP.	57	8
BODY COMP., BYSTARTER	51	16		35	12		68	5
BODY COMP., FRAME	97	1		41	7	BOOT, PIN BUSH	65	9
BOLT A, CYLINDER STUD, 204.5MM	44	9		42	10		66	12
BOLT A, PIN	66	11		58	25		70	12
BOLT B, CYLINDER STUD, 168.5MM	44	10		62	7	BOX, BATTERY	95	9
BOLT, ADAPTER, 10MM	55	4	BOLT, FLANGE, 6X25	33	19	BRACKET SUB ASSY., RR.	70	6
BOLT, ADJUSTING	53	8		38	11	BRACKET SUB ASSY., R. FR.	65	14
BOLT, COMBINATION SWITCH				56	23		66	3
SETTING	60	10		59	15	BRACKET, L. HANDLE LEVER	56	14
BOLT, DISK, 8X24	67	9	BOLT, FLANGE, 6X28	88	26	BRACKET, NUMBER PLATE	92	10
	74	14	BOLT, FLANGE, 6X30	37	11	BRIDGE, FORK TOP	60	8
BOLT, DRAIN PLUG, 12MM	44	11		88	26	BULB	53	4
BOLT, DRIVE SPROCKET FIXING	47	17		83	18	BULB, HEADLIGHT	53	6
BOLT, FLANGE, 10X110	97	8	BOLT, FLANGE, 6X35	32	8	BULB, WEDGE BASE	53	4
BOLT, FLANGE, 10X30	88	25		89	10		94	1
BOLT, FLANGE, 10X32	61	8		40	10	BULB, WINKER	93	7
						BUSH, 17X20.5X8.0	47	4
						BUSH, 20MM	47	6

PART NAME INDEX

Part name	Page	Ref.	Part name	Page	Ref.	Part name	Page	Ref.
BUSH, BALANCER DRIVEN GEAR ...	46	5	CLIP G, BRAKE PIPE	59	7	COVER SET, R. SIDE	81	4
BUSH, GUIDE	63	9	CLIP, AIR HOSE, 16MM	83	11	COVER SUB ASSY., AIR CLEANER..	82	11
BUSH, SLIDER	63	10	CLIP, BREATHER TUBE	83	1	COVER, CHANGE PEDAL	85	5
[C]			CLIP, BUMPER SEAL	78	15	COVER, CYLINDER HEAD L. SIDE..	33	5
CABLE COMP., CHOKE	56	2	CLIP, HEADLIGHT	81	7	COVER, DRIVE CHAIN UNDER.....	90	2
CABLE COMP., CLUTCH	56	3	CLIP, HOSE	53	7	COVER, FUEL TANK CENTER.....	77	7
CABLE COMP., THROTTLE	56	1	CLIP, KICK STARTER ARM	83	12	COVER, HEADLIGHT RR.....	98	2
CABLE, BATTERY EARTH	95	6	CLIP, PISTON PIN, 14MM	85	7	COVER, L. CRANKCASE.....	40	1
CABLE, SEAT LOCK	79	10	CLIP, RESONATOR	45	10	COVER, L. FUEL TANK INNER.....	77	10
CABLE, STARTER MAGNETIC			CLIP, TUBE	82	16	COVER, L. HANDLE LEVER.....	56	16
BATTERY	95	4		52	27	COVER, L. SIDE.....	81	5
CABLE, STARTER MOTOR	95	5		76	18	COVER, MUFFLER	84	5
CALIPER SUB ASSY., RR.	70	5			19	COVER, RUBBER.....	53	2
CALIPER SUB ASSY., R. FR.	65	13			23	COVER, R. FUEL TANK INNER.....	77	9
	66	16			13	COWL, L. RR.	80	5
CAMSHAFT COMP.	34	2			14	COWL, RR. CENTER.....	80	6
CAM, FR. BRAKE	71	7			20	COWL, R. RR.	80	4
CAP ASSY., NOISE SUPPRESSOR ..	96	4		83	15	CRANKCASE COMP., L.	44	2
CAP COMP., FUEL FILLER	76	11	CLIP, VALVE GUIDE	95	16	CRANKCASE COMP., R.	44	1
CAP, 14MM	40	5	CLUTCH ASSY., ONE WAY	33	3	CRANKSHAFT COMP.	45	1
CAP, 32MM	40	6	COCK ASSY., FUEL	39	2	CUP COMP., OIL	68	7
CAP, BLEEDER	65	4	COIL ASSY., IGNITION	76	1	CUP SET, FUEL STRAINER	76	3
	66	6	COLLAR A, FR. FENDER	96	3	CUSHION ASSY., RR.	91	1
	70	9	COLLAR B, RR. AXLE DISTANCE ...	62	2	CUSHION, C.D.I. UNIT	96	1
CAP, CHANGE SWITCH CONTACT ...	49	12		72	7	CUSHION, FR. FUEL TANK	76	8
CAP, LOCK NUT	55	1		74	8	CUSHION, FUEL TANK	76	10
CAP, MASTER CYLINDER	57	11	COLLAR, 10MM	32	4	CYLINDER COMP.	36	1
	68	9	COLLAR, 20MM	47	16	CYLINDER SET, MASTER.....	57	15
CAP, OIL FILTER ROTOR	43	7	COLLAR, 6.5X11X3	87	6			
CAP, SWINGARM END	90	6	COLLAR, AIR CLEANER	95	1	CYLINDER SUB ASSY., FR. BRAKE		
CARBURETOR ASSY.	51	12	COLLAR, AIR CLEANER MOUNTING ..	80	1	MASTER	57	9
CASE ASSY., UNDER	54	4	COLLAR, CHAIN CASE SETTING ...	90	13	CYLINDER SUB ASSY., RR. MASTER	68	6
CASE ASSY., UPPER	54	3	COLLAR, CUSHION RUBBER	90	13			
CASE SUB ASSY., AIR CLEANER ..	82	8	COLLAR, FR. AXLE DISTANCE	83	10	C.D.I. UNIT.....	96	2
CASE, DRIVE CHAIN	90	1	COLLAR, FR. WHEEL	67	5			
CASE, L. BOTTOM	63	19	COLLAR, HORN SETTING	67	4	[D]		
CASE, R. BOTTOM	63	11	COLLAR, KICK SPRING	96	11	DAMPER SET, WHEEL	72	1
CENTER, CLUTCH	38	3	COLLAR, LICENSE LIGHT	50	5		74	1
CHAIN, CAM	35	2	COLLAR, L. RR. WHEEL SIDE	94	6	DIAPHRAGM	57	13
CHAIN, DRIVE	90	3	COLLAR, MUFLER MOUNTING	72	4		68	14
CHAMBER SET, FLOAT	51	4	COLLAR, RR. FENDER INNER	74	5	DISK, CLUTCH FRICTION.....	38	4
CIRCLIP	57	21	COLLAR, RR. WHEEL DISTANCE ...	74	6			5
	68	16		74	7	DISK, FR. BRAKE	67	8
CIRCLIP, EXTERNAL, 14MM	49	18	COLLAR, R. RR. WHEEL SIDE	74	4	DISK, RR. BRAKE	74	13
CIRCLIP, EXTERNAL, 18MM	50	11	COLLAR, R. RR. WHEEL SIDE	74	4	DOWEL PIN, 8X14.....	37	7
CIRCLIP, EXTERNAL, 28MM	46	14	COLLAR, SPRING	74	4		40	7
CIRCLIP, INTERNAL, 40MM	73	19	COLLAR, STARTER REDUCTION	63	4	DRIVER, SCREW	43	13
CLAMPER A, FR. BRAKE HOSE	57	4	COLLAR, SWINGARM PIVOT	39	5		44	12
		5	CONNECTOR, MASTER CYLINDER ...	90	7	DOWEL PIN, SPECIAL, 10X12.....	33	17
		6	CONTACT ASSY., NEUTRAL SWITCH ..	68	4		36	3
CLAMPER B, FR. BRAKE HOSE	57	6	COTTER, VALVE	44	6	DRUM, GEARSHIFT	99	1
		7	COUNTERSHAFT	34	11	DUCT, AIR CLEANER	49	5
CLAMPER, A.C. GENERATOR CORD ..	41	3	COVER ASSY., FR. COWL	47	2	DUST, AIR CLEANER	82	6
CLAMPER, FUEL HOSE	76	13	COVER ASSY., L. FUEL TANK	98	7	DUST SEAL, 20X26X4.5.....	90	15
CLAMPER, RR. BRAKE HOSE	68	1	COVER ASSY., R. CRANKCASE	77	6	DUST SEAL, 22X42X7	67	12
CLAMP, MASTER CYLINDER OIL			COVER ASSY., R. FUEL TANK	37	1	DUST SEAL, 30X47X8	73	16
HOSE			COVER COMP.	77	4		75	21
CLAMP, TUBE	68	10	COVER COMP., CYLINDER HEAD	94	4	DUST SEAL, 31X40.5X7.1	90	8
	82	17	COVER COMP., CYLINDER HEAD	32	1	DUST SEAL, BRAKE CAM	71	6
			COVER COMP., L. RR.	40	2	DUST SEAL, STEERING HEAD.....	61	5



PART NAME INDEX

Part name	Page	Ref.	Part name	Page	Ref.	Part name	Page	Ref.
[E]								
ELEMENT COMP., AIR CLEANER ...	82	2	GEAR, COUNTERSHAFT FIRST	47	3	JET, MAIN, #115	52	29
EMBLEM, L. WING	78	14	GEAR, COUNTERSHAFT FOURTH	47	11	JET, SLOW, #38	51	20
EMBLEM, PRODUCT	60	9	GEAR, COUNTERSHAFT SECOND	47	7	JOINT, BRAKE ARM	85	13
EMBLEM, R. WING	77	13	GEAR, COUNTERSHAFT THIRD	47	9	JOINT, BRAKE ROD	68	17
END, STEERING HANDLE	56	9	GEAR, MAINSHAFT FIFTH	47	12	JOINT, DRIVE CHAIN	90	4
			GEAR, MAINSHAFT FOURTH	47	10	JOINT, TUBE	76	5
			GEAR, MAINSHAFT SECOND	47	5	[K]		
			GEAR, MAINSHAFT THIRD	47	8			
[F]			GEAR, OIL PUMP DRIVEN	43	3	KEY SET	60	2
FENDER A, FR.	62	4	GEAR, PRIMARY DRIVE	45	6	KEY, BLANK	60	5
FENDER B, FR.	62	5	GEAR, STARTER DRIVEN	39	1	KEY, WOODRUFF, 4MM	45	7
FENDER B, RR.	92	7	GEAR, STARTER REDUCTION	39	3			
FENDER SET A, FR.	62	1	GRIP COMP., THROTTLE	56	10			
FENDER SET A, RR.	92	5	GRIP, L. HANDLE	56	11			
FILM, FUEL TANK COVER			GRIP, L. RR.	79	2			
PROTECTOR	77	2	GRIP, R. RR.	79	1	[L]		
			GROMMET, AIR CLEANER CASE	77	12	LABEL, AIR CLEANER ELEMENT		
			GROMMET, BODY COVER	77	3	NOTICE	100	2
FLANGE SUB ASSY., RR. DRIVEN -	72	5	GROMMET, HEADLIGHT COVER	80	3	LABEL, DRIVE	100	3
	74	6	GROMMET, SIDE COVER	98	5	LABEL, TIRE & DRIVE CHAIN	100	1
FLOAT SET	51	3	GROMMET, TAILLIGHT	77	11	LENS COMP., L.	93	4
FLYWHEEL COMP.	41	1	GUIDE, CAM CHAIN	80	2	LENS COMP., R.	93	2
FORK ASSY., L. FR.	63	18	GUIDE, CLUTCH CABLE	35	7	LEVER COMP., CLUTCH	37	4
FORK ASSY., R. FR.	63	2	GUIDE, CLUTCH OUTER	97	3	LEVER COMP., L. HANDLE	56	15
FORK, CENTER GEARSHIFT	49	2	GUIDE, DRAIN TUBE	38	2	LEVER, FUEL COCK	76	4
FORK, GEARSHIFT	49	1	GUIDE, HARNES	97	5	LEVER, R. STEERING HANDLE	57	16
FUEL UNIT	76	14	GUIDE, VALVE	97	2	LIFTER ASSY., TENSIONER	35	5
FUSE, BLADE	95	18	[H]			LIGHT ASSY., LICENSE	94	3
FUSE, MINI	92	21	HARNESS, WIRE	96	7	LOCK ASSY., SEAT	79	8
			HEADLIGHT UNIT	53	1	LOCK COMP., SEAT	79	12
	96	18	HEAD COMP., CYLINDER	33	1	[M]		
		19	HOLDER SUB ASSY., AIR CLEANER -	82	10	MAINSHAFT COMP.	47	1
[G]			HOLDER, BRUSH	42	5	MARK	101	3
GARNISH SET, L. RR.	80	8	HOLDER, HANDLE UPPER	60	7	MARK, HET	101	5
GARNISH SET, R. RR.	80	7	HOLDER, L. STEP	87	11	MARK, HONDA	101	1
GARNISH, L. FR.	98	4	HOLDER, MASTER CYLINDER	57	12			
GARNISH, L. SHROUD	81	2	HOLDER, NEEDLE JET	51	19	MARK, RR. GARNISH	101	4
GARNISH, R. FR.	98	3	HOLDER, R. STEP	87	4	METER ASSY., COMBINATION	54	1
GARNISH, R. SHROUD	81	1	HORN COMP.	96	10	METER COMP., LCD	54	2
GARNISH, SHROUD CENTER	81	3	HOSE COMP. A, FR. BRAKE	57	2	METER COMP., L.	55	3
GASKET	54	5	HOSE COMP. A, RR. BRAKE	68	2	MIRROR COMP., R.	55	2
GASKET C, HEAD COVER	32	3	HOSE COMP. B, FR. BRAKE	59	5	MOTOR ASSY., STARTER	42	1
GASKET SET	51	1	HOSE COMP. B, RR. BRAKE	68	3	MUFFLER COMP., EX.	84	3
GASKET, BYSTARTER	51	21	HOSE, RR. MASTER CYLINDER	68	8	[N]		
GASKET, CYLINDER	36	2	HOUSING, UNDER THROTTLE	56	13	NEEDLE SET, JET	51	2
GASKET, CYLINDER HEAD	33	4	HOUSING, UPPER THROTTLE	56	12	NUT-WASHER, 6MM	42	7
GASKET, EX. PIPE	84	1	[I]			NUT, BRAKE ROD ADJUSTING	85	15
GASKET, FLOAT CHAMBER	51	18	INDICATOR, RR. BRAKE	71	3	NUT, CLIP, 5MM	92	15
GASKET, HEAD COVER	32	2	INSULATOR, CARBURETOR	33	7	NUT, CLIP, 6MM	92	3
GASKET, L. COVER	40	3	[J]			NUT, EXHAUST PIPE, 8MM	95	15
GASKET, OIL FILTER CAP	43	10	JET, MAIN, #112	52	29	NUT, FLANGE SPECIAL, 10MM	72	12
GASKET, R. COVER	37	2					74	15
GASKET, TENSIONER LIFTER	35	6						
GAUGE, OIL LEVEL	37	3						
GEAR, BALANCER DRIVE	45	5						
GEAR, BALANCER DRIVEN	46	1						
GEAR, COUNTERSHAFT FIFTH	47	13						

PART NAME INDEX

Part name	Page	Ref.	Part name	Page	Ref.	Part name	Page	Ref.
NUT, FLANGE SPECIAL, 10MM ----	89	8	O-RING, 4X2	42	9	PLATE COMP., GEARSHIFT DRUM		
	91	4	O-RING, 51X2	73	17	STOPPER	49	6
NUT, FLANGE SPECIAL, 12MM ----	67	10		75	22	PLATE SET, VALVE	51	7
NUT, FLANGE SPECIAL, 6MM	71	8	O-RING, 72.8X2.0	33	6	PLATE, AIR SUCTION VALVE		
	89	7	O-RING, 9.8X2.8	83	13	SETTING	83	2
NUT, FLANGE, 10MM	84	11	OUTER COMP., CLUTCH	38	1	PLATE, BEARING HOLDER	47	19
	93	10				PLATE, BEARING PUSH	44	5
	97	9	[P]			PLATE, CLUTCH	38	6
NUT, FLANGE, 14MM	41	4	PACKING, LENS	94	5	PLATE, CLUTCH LIFTER	38	8
	90	12	PAD SET, FR.	65	2	PLATE, CLUTCH PRESSURE	38	7
NUT, FLANGE, 16MM	71	9		66	4	PLATE, DIAPHRAGM	57	14
	74	16	PAD SET, RR.	70	1		68	15
NUT, FLANGE, 5MM	94	10	PANEL COMP., RR. BRAKE	71	2	PLATE, PILLION STEP SIDE	87	15
NUT, FLANGE, 6MM	56	22	PCV ASSY.	59	8		16	16
	57	23	PEDAL COMP., BRAKE	85	16	PLATE, STEP LOWER	87	7
	76	22			17	PLATE, TENSIONER SETTING	35	4
	83	14	PEDAL, GEAR CHANGE	85	2	PLUG, BEARING PUSH	44	3
NUT, FLANGE, 8MM	87	20	PIECE, OIL LOCK	63	12	PLUG, PIN	70	14
NUT, HEX., 10MM	55	5	PINION, KICK STARTER	50	1	PLUG, SPARK	33	10
NUT, HEX., 12MM	46	17	PIN A, DOWEL, 7X12	32	6	PROTECTOR	57	10
NUT, HEX., 6MM	92	18	PIN C, JOINT	86	27	PUMP ASSY., OIL	43	2
NUT, HEX., 8MM	69	23	PIN D, JOINT	69	26			
	90	16	PIN, HANGER	65	11	[R]		
		17		66	14	RACE, STEERING BALL	61	2
NUT, LOCK, 9MM	33	15	PIN, LOCK, 8MM	70	7	RACE, STEERING BOTTOM CONE	61	4
NUT, PLATE	87	2		43	16	RACE, STEERING TOP BALL	61	2
NUT, SPECIAL FLANGE, 14MM ----	38	12	PIN, PILLION STEP	87	18	RACE, STEERING TOP CONE	61	3
	43	11	PIN, PISTON	45	4	RATCHET, STARTER DRIVE	50	2
	46	9	PIN, SHIFT RETURN SPRING	49	11	RECEIVER, CLUTCH CABLE	37	6
NUT, SPRING, 5MM	78	16	PIN, SPLIT, 1.6X15	88	23	RECTIFIER ASSY., SILICON	96	6
	80	11	PIN, SPLIT, 2.0X12	69	24	RECTIFIER COMP., REGULATE	96	5
	92	14		85	23	REFLECTOR, FR. SIDE REFLEX	63	1
	98	10	PIN, SPLIT, 2.0X15	85	24	REFLECTOR, REFLEX	92	1
NUT, STEERING STEM	60	14		88	24	RELAY COMP., POWER	56	7
NUT, TAPPET ADJUSTING	34	13	PIN, SPLIT, 2.5X22	85	25	RELAY COMP., WINKER	96	12
NUT, U, 16MM	71	9	PIN, SPRING, 2X10	69	25	RESISTOR COMP.	96	9
	75	16	PIN, STEP BAR JOINT	87	3	RESONATOR	82	3
NUT, U, 5MM	63	22	PIPE COMP. A, RR. BRAKE	59	1	RETAINER	70	4
	92	13	PIPE COMP. B, FR. BRAKE	59	4	RETAINER, BRACKET	66	10
NUT, U, 6MM	71	8	PIPE COMP. B, RR. BRAKE	59	2	RETAINER, KICK SPINDLE	50	4
			PIPE COMP., AIR FEED	83	8	RETAINER, VALVE SPRING	34	9
[O]			PIPE COMP., FR. BRAKE	59	3	RING	42	6
OIL SEAL, 12X18X4	37	8	PIPE COMP., FR. FORK	63	6	RING SET, PISTON	45	2
OIL SEAL, 14X22X5	44	13	PIPE COMP., IN.	33	9	RING, BACK UP	63	8
OIL SEAL, 16X28X7	37	9	PIPE, SEAT	63	14	RING, OIL SEAL STOPPER	63	15
OIL SEAL, 20X34X7	48	30	PIPE, STEERING HANDLE	60	6	RING, PISTON	63	13
O-RING	51	10	PISTON	45	3	RING, STOPPER	65	7
O-RING, 13.8X2.5	40	8		65	5		66	9
O-RING, 14.8X2.4	68	22	PISTON A, 22X27	70	10		70	11
O-RING, 17.7X2.4	44	8	PISTON B, 27X35	66	7	ROD COMP., PUSH	68	13
O-RING, 18X3	37	10	PISTON COMP., VACUUM	66	15	ROD COMP., RR. BRAKE	85	12
O-RING, 19.4X2.3	44	14	PISTON SET, MASTER CYLINDER	51	14	ROD, CLUTCH LIFTER	38	9
O-RING, 1.5X9.5	35	10	PIVOT, CHANGE PEDAL	68	12	ROD, TIE	85	4
O-RING, 24.4X3.1	42	8	PIVOT, SHIFT DRUM STOPPER ARM	87	8	ROLLER, 3X16.8	43	18
O-RING, 27.7X3.5	64	25	PLATE A2, FIXING	49	15	ROLLER, 3X8.5	49	19
O-RING, 31.7X2.4	40	9	PLATE COMP., FR. ENGINE HANGER	47	15	ROTOR SET A, OIL PUMP	43	1
O-RING, 33.5X3.0	33	18		97	6	ROTOR SET B, OIL PUMP	43	1
O-RING, 39.5X5	76	20				ROTOR, OIL FILTER	43	6



PART NAME INDEX

Part name	Page	Ref.	Part name	Page	Ref.	Part name	Page	Ref.
RUBBER A, KICK STARTER	86	26	SCREW, TAPPING, 4X12	81	9	SPRING, COMPRESSION COIL	51	9
RUBBER B, SEAT SETTING	79	5		93	9	SPRING, DAMPER	46	6
RUBBER, BATTERY BOX	95	12	SCREW, TAPPING, 4X16	94	8	SPRING, DRUM STOPPER	49	8
RUBBER, BODY COVER SETTING ...	76	9	SCREW, TAPPING, 4X8	43	15	SPRING, FRICTION STARTER GEAR	50	6
RUBBER, CHANGE PEDAL	85	6	SCREW, TAPPING, 5X12	54	7	SPRING, FR. BRAKE SHOE	71	4
RUBBER, COWL	76	15		62	9	SPRING, FR. CUSHION	63	3
RUBBER, CUSHION	83	3		78	18	SPRING, FR. FORK REBOUND	63	7
RUBBER, DAMPER	46	7		98	11	SPRING, GEARSHIFT RETURN	49	10
RUBBER, FR. FENDER MOUNTING ..	62	3	SCREW, TAPPING, 5X16	92	16	SPRING, KICK RETURN	50	7
	92	2		94	9	SPRING, KICK STARTER	85	9
RUBBER, LICENSE LIGHT	94	7		82	18	SPRING, LOCK KEY SETTING	79	3
RUBBER, MAIN STEP	87	9	SCREW, TAPPING, 5X20	82	18	SPRING, MAIN STAND	89	2
RUBBER, MUFFLER MOUNTING	84	6	SCREW, TAPPING, 5X25	82	19	SPRING, OIL THROUGH	43	9
RUBBER, PILLION STEP	87	12	SCREW, U-LOCK FLAT, 6X12	60	13	SPRING, PAD	65	6
RUBBER, PROTECTOR MOUNTING ...	84	4	SEAL A, AIR CLEANER	82	5		66	8
RUBBER, PROTECTOR PACKING ...	84	2	SEAL SET, FR. FORK	63	17		70	3
RUBBER, RR. FENDER	92	6	SEAL SET, PISTON	65	1	SPRING, SEAT LOCK	79	9
RUBBER, SEAT SETTING	79	6		66	1	SPRING, STOP SWITCH	85	11
		7			2	SPRING, THRUST	46	8
RUBBER, SHOCK	95	8		70	2	SPRING, VALVE INNER	34	8
RUBBER, SIDE COVER	80	9	SEAL, AIR CLEANER	82	4	SPRING, VALVE OUTER	34	7
RUBBER, STAND STOPPER	84	8	SEAL, DUST	64	24	SPROCKET COMP., DRIVE	47	14
RUBBER, TAILLIGHT BRACKET	96	8	SEAL, VALVE STEM	34	1	SPROCKET COMP., FINAL DRIVEN	72	2
			SEAT COMP., DOUBLE	79	4		74	2
[S]			SEAT, SPRING	63	5	SPROCKET, CAM	35	1
SCREEN SET, FUEL STRAINER	76	2	SEAT, VALVE SPRING	34	10	STAND COMP., MAIN	89	1
SCREEN, OIL FILTER	43	5	SENSOR ASSY., SPEED	44	7	STATOR COMP.	41	2
SCREW-WASHER, 4X12	57	19	SENSOR ASSY., THROTTLE	51	22	STAY COMP., COMBINATION SWITCH	60	4
	68	20	SET RING, 20MM	48	25	STAY COMP., FR. BRAKE HOSE ...	57	3
SCREW-WASHER, 5X12	52	26		50	10	STAY COMP., PCV	59	9
SCREW-WASHER, TORX	51	11	SHAFT A, GEARSHIFT FORK	49	3	STAY, CHOKÉ CABLE	40	4
SCREW SET A	51	5	SHAFT B, GEARSHIFT FORK	49	4	STAY, INNER FENDER	92	9
SCREW SET B	51	6	SHAFT COMP., BALANCER	46	4	STAY, L. INNER COVER	97	7
SCREW, BLEEDER	65	3	SHAFT COMP., OIL PUMP	43	4	STAY, R. INNER COVER	97	4
	66	5	SHAFT, MAIN STAND PIVOT	89	3	STAY, SEAT LOCK CABLE	79	11
	70	8			4	STAY, WINKER	93	8
SCREW, FLAT, 4X12	57	22	SHAFT, REDUCTION GEAR	39	4	STAY, WIRE	51	15
SCREW, FLAT, 4X60	68	11	SHAFT, ROCKER ARM	34	4	STEM SUB ASSY., STEERING	61	6
SCREW, HINGE PATCH	80	10	SHOE SET, BRAKE	71	1	STOPPER COMP., GEARSHIFT DRUM	49	7
	98	8	SLIDER, CHAIN	90	9	STOPPER, KICK STARTER	87	1
SCREW, OVAL, 5X12	43	14	SOCKET COMP., POSITION LIGHT ..	53	3	SUSPENSION, POWER RELAY	56	8
SCREW, PAN, 4X12	51	24	SPANNER, 14X17	99	4	SUSPENSION, WINKER RELAY	96	13
SCREW, PAN, 4X30	76	21	SPINDLE COMP., GEARSHIFT	49	9	SWINGARM SUB ASSY., RR.	90	10
SCREW, PAN, 4X32	56	18	SPINDLE, KICK STARTER	50	3	SWITCH ASSY., CLUTCH	56	6
SCREW, PAN, 4X45	56	19	SPONGE, FR. COWL RUBBER	98	6	SWITCH ASSY., COMBINATION & LOCK	60	3
SCREW, PAN, 4X8	51	23	SPONGE, FUEL TANK CENTER COVER			SWITCH ASSY., FR. STOP	57	1
SCREW, PAN, 5X11.5	78	17				SWITCH ASSY., RR. STOP	85	10
SCREW, PAN, 5X12	52	25				SWITCH ASSY., STARTER	56	4
SCREW, PAN, 5X14	81	8				SWITCH ASSY., STARTER MAGNETIC	95	7
SCREW, PAN, 5X20	56	20				SWITCH ASSY., WINKER	56	5
SCREW, PAN, 5X22	56	21	SPRING A, SIDE STAND	89	9			
SCREW, PAN, 6X12	84	9	SPRING SET, BRAKE PEDAL	85	18	[T]		
SCREW, PAN, 6X22	62	6	SPRING, BEARING PUSH	44	4	TAILLIGHT UNIT	94	2
SCREW, PAN, 6X6	35	8	SPRING, BRAKE PEDAL	85	19	TANK SUB ASSY., FUEL	76	6
SCREW, SIDE STAND PIVOT	89	6	SPRING, BRAKE ROD	85	14	TENSIONER ASSY., CAM CHAIN ...	35	3
SCREW, TAPPET ADJUSTING	34	12	SPRING, BRAKE SHOE	71	4	TERMINAL SET, BRUSH	42	2
SCREW, TAPPING, 3X14	54	6	SPRING, CARBON BRUSH	42	3			
			SPRING, CHANGE SWITCH CONTACT	49	13			
			SPRING, CLUTCH	38	10			
			SPRING, CLUTCH LEVER	37	5			

PART NAME INDEX

Part name	Page	Ref.	Part name	Page	Ref.	Part name	Page	Ref.
THREAD COMP., STEERING HEAD TOP	61	7	WASHER, PLAIN, 8MM	88	22			
THROUGH, OIL	43	8	WASHER, RR. SWINGARM	71	10			
TIRE, FR.	67	7		72	13			
TIRE, RR.	72	10	WASHER, SEALING, 6.2X12X1.2 ...	32	5			
	74	11	WASHER, SPECIAL	47	20			
TOP	51	13	WASHER, SPECIAL, 12X23	47	18			
TUBE	53	5	WASHER, SPECIAL, 14MM	50	8			
TUBE ASSY., BREATHER	76	7	WASHER, SPECIAL, 8MM	63	23			
TUBE, 4.5X555	52	28	WASHER, SPLINE, 20MM	47	21			
TUBE, 8X100	82	21			22			
TUBE, 8X700	76	24	WASHER, STEERING STEM	60	15			
TUBE, AIR CLEANER CONNECTING ..	82	7	WASHER, SWITCH BOSS	85	1			
TUBE, AIR VENT	82	1	WASHER, TANK SETTING	76	17			
TUBE, BATTERY BOX	95	11	WASHER, THRUST, 17MM	47	24			
TUBE, FUEL	76	12	WASHER, THRUST, 28.2X36X1.0 ...	46	12			
TUBE, PB	83	7	WASHER, WAVE	65	12			
TUBE, REED VALVE	83	6	WEIGHT A, BALANCER	46	2			
TUBE, SUCTION	83	5	WEIGHT B, BALANCER	46	3			
TUBE, VINYL, 11X15X40	82	9	WEIGHT, BALANCE	67	1			
				72	9			
[V]				74	10			
VALVE ASSY., AIR SUCTION	83	4	WHEEL SUB ASSY., FR.	67	6			
VALVE ASSY., DELAY	59	6	WHEEL SUB ASSY., RR.	72	8			
VALVE COMP., FLOAT	51	17		74	9			
VALVE SET, STARTER	51	8	WINKER ASSY., L. FR.	93	3			
VALVE, EX.	34	6	WINKER ASSY., L. RR.	93	6			
VALVE, IN.	34	5	WINKER ASSY., R. FR.	93	1			
VALVE, RIM	67	2	WINKER ASSY., R. RR.	93	5			
	72	11	WRENCH, HEX., 5MM	99	3			
	74	12	WRENCH, SPARK PLUG	99	2			
VISOR SET, FR.	98	1						
[W]								
WASHER B, THRUST, 20MM	47	23						
WASHER, 12.2X24X2.6	46	10						
WASHER, 14MM	49	17						
WASHER, 14.1X29X2.8	38	14						
	41	5						
	43	12						
	46	13						
WASHER, 15.5X22	85	21						
WASHER, 25X20.2X1	50	9						
WASHER, 28.1X45X1.4	46	11						
WASHER, 6MM	62	8						
WASHER, 9.2X19X2.3	33	16						
WASHER, AIR SUCTION VALVE	83	9						
WASHER, DRAIN PLUG, 12MM	44	15						
WASHER, DRUM STOPPER	49	16						
WASHER, OIL BOLT	57	20						
	59	11						
	68	21						
WASHER, PLAIN, 10MM	84	12						
WASHER, PLAIN, 17MM	38	13						
WASHER, PLAIN, 6MM	85	22						
	87	21						
WASHER, PLAIN, 7MM	85	20						

1

FOREWORD INDEX

2

ENGINE GROUP

3

FRAME GROUP

4

PART NUMBER INDEX

5

PART NAME INDEX

HONDA
The Power of Dreams



PARTS CATALOGUE NEWS

Honda Motor Co., Ltd.
Service Division Service Technology

PARTS CATALOGUE - CORRECTED

Printed in Japan

CODE NO.	13K43H01
PARTS CATALOGUE NEWS	CBF160M CBF160MH
NEWS NO.	001

(ID-KD)K43

Block No.	Ref. No.	Note	Part No.	Description	Reqd. QTY	Serial No.	Parts catalogue code
					CBF160M H		
F-9	2	E	50301-K21-900	*PART NO. DELETION			
F-21	25	E	95702-06012-00	*PART NO. DELETION			
F-23	13	E	95702-08025-00	*PART NO. DELETION			
F-23-10	12	E	95702-06020-00	*PART NO. DELETION			
F-25-20	16	E	95702-06012-07	*PART NO. DELETION			
	18	E	95702-06030-00	*PART NO. DELETION			
F-29	28	E	95702-06020-07	*PART NO. DELETION			
	29	E	95702-08040-07	*PART NO. DELETION			
F-30	25	E	95702-10030-00	*PART NO. DELETION			
F-31	10	E	95702-06030-00	*PART NO. DELETION			
F-32	18	E	95702-06012-07	*PART NO. DELETION			
F-38	14	E	95702-06010-00	*PART NO. DELETION			
	15	E	95702-06016-00	*PART NO. DELETION			
	16	E	95702-06020-08	*PART NO. DELETION			
F-39	10	E	95702-06012-07	*PART NO. DELETION			

NOTE A:PART NO. CHANGE D:NEWLY PROVIDED E:PART NO. DELETION K:REQUIRED NO. CORRECTION L:APPLICATION SERIAL NO. CORRECTION
M:PART DESCRIPTION CORRECTION T:APPLICATION CORRECTION Z:REMARKS CHANGE

PARTS CATALOGUE NEWS

BOOKNo. :13K43H01

Block No.	Ref. No.	Note	Part No.	Description	Reqd. QTY	Serial No.	Parts catalogue code
	11	E	95702-06016-07	*PART NO. DELETION	CBF160M H		

NOTE A:PART NO. CHANGE D:NEWLY PROVIDED E:PART NO. DELETION K:REQUIRED NO. CORRECTION L:APPLICATION SERIAL NO. CORRECTION
M:PART DESCRIPTION CORRECTION T:APPLICATION CORRECTION Z:REMARKS CHANGE



PARTS CATALOGUE NEWS

Honda Motor Co., Ltd.
Service Division Service Technology

PARTS CATALOGUE - CORRECTED

Printed in Japan

CODE NO.	13K43H01
PARTS CATALOGUE NEWS	CBF160M CBF160MH
NEWS NO.	002

(ID-KD)K43

Block No.	Ref. No.	Note	Part No.	Description	Reqd. QTY	Serial No.	Parts catalogue code
F-25-20	15	E	95002-02070	*PARTS NO. DELETION	CBF160M H		
		A	90651-KWP-F00	CLIP, TUBE (B7).....	2		

NOTE A:PART NO. CHANGE D:NEWLY PROVIDED E:PART NO. DELETION K:REQUIRED NO. CORRECTION L:APPLICATION SERIAL NO. CORRECTION
M:PART DESCRIPTION CORRECTION T:APPLICATION CORRECTION Z:REMARKS CHANGE



PARTS CATALOGUE NEWS

Honda Motor Co., Ltd.
Service Division Service Technology

PARTS CATALOGUE - CORRECTED

Printed in Japan

CODE NO.	13K43H01
PARTS CATALOGUE NEWS	CBF160M CBF160MH
NEWS NO.	003

(ID-KD)K43

Block No.	Ref. No.	Note	Part No.	Description	Reqd. QTY		Serial No.	Parts catalogue code
						CBF160M H		
E-22	12	E	16100-K43-C01	*PARTS NO. DELETION				
		A	16100-K43-C02	CARBURETOR ASSY. (AVK6BF A)....	1		-----	2CO. CO. MX
		E	16100-K43-L01	*PARTS NO. DELETION				
		A	16100-K43-L02	CARBURETOR ASSY. (AVK6BD A)....	1		-----	LA

NOTE A:PART NO. CHANGE D:NEWLY PROVIDED E:PART NO. DELETION K:REQUIRED NO. CORRECTION L:APPLICATION SERIAL NO. CORRECTION
M:PART DESCRIPTION CORRECTION T:APPLICATION CORRECTION Z:REMARKS CHANGE



PARTS CATALOGUE NEWS

Honda Motor Co., Ltd.
Service Division Service Technology

PARTS CATALOGUE - CORRECTED

Printed in Japan

CODE NO.	13K43H01
PARTS CATALOGUE NEWS	CBF160M CBF160MH
NEWS NO.	004

(ID-KD)

Block No.	Ref. No.	Note	Part No.	Description	Reqd. QTY	Serial No.		Parts catalogue code
					CBF160M H			
F-31	1	T	50500-K43-900	STAND COMP., MAIN.....	1	-----	-----	LA, MX
		A	50500-K43-C00	1	-----	-----	2CO, CO
	5	T	50530-K43-900	BAR COMP., SIDE STAND.....	1	-----	-----	LA, MX
		A	50530-K43-C00	1	-----	-----	2CO, CO

NOTE A:PART NO. CHANGE D:NEWLY PROVIDED E:PART NO. DELETION K:REQUIRED NO. CORRECTION L:APPLICATION SERIAL NO. CORRECTION
M:PART DESCRIPTION CORRECTION T:APPLICATION CORRECTION Z:REMARKS CHANGE