

# CGX125WH

CGX125WH<sub>F</sub>

PARTS CATALOGUE

1

Prohibida la Reproducción y Distribución  
Bolivia | Bolivia | Douglas Parada Viana

---

FOREWORD INDEX

**1**

---

ENGINE GROUP

**2**

---

FRAME GROUP

**3**

---

PART NUMBER INDEX

**4**

---

PART NAME INDEX

**5**

---

**Prohibida la Reproducción y Distribución**  
**Bolivia | Bolivia | Douglas Parada Viana**

**Instruction for use of parts catalogue**

- **This parts catalogue has been created as of July 10, 2014.**
  - Since this date, the sales practice for repair parts may have been changed or the parts may have been eliminated (listed for those not for sale).
  - The modified information is reflected on the latest Electronic Parts Catalogue (EPC). Also, refer to the parts catalogue news for any change.
  - See the parts catalogue news for any revision that is made after July 10, 2014.
- **Always specify the part number when ordering a part.**
  - Check the model, type, serial numbers, color, maker, and the size as needed before ordering a part.
  - Note that the illustrations (part drawings) can differ from the actual parts in shape. They are given just to help you to refer to the parts.
- **When modifications or additions to this parts catalogue are made, a revised edition will be issued at an appropriate time, with successively progressing revision numbers on the cover. We recommend obtaining such revisions in order to keep your parts catalogue up-to-date at all times. To check whether a parts catalogue revision has been issued, please contact your Honda distributor.**

Initial version issue date  
 July 10, 2014  
**Honda Motor Co., Ltd.**

**CONTENTS**

	Page	Address No.
● Instruction for use of parts catalogue .....	1	B 1
● How to refer to the part information .....	2	B 2
● Part catalogue structure .....	3	B 3
● When the parts were revised .....	5	B 5
● Abbreviations used in the parts catalogue .....	5	B 5
● Part block and serial number check .....	6	B 6
● Color label attachment position check .....	6	B 6
● Models, parts catalogue codes and applicable serial numbers .....	7	B 7
● Color label .....	8	B 8
● Color chart .....	9	B 9
● Fuel hose, general purpose hoses and vinyl hose .....	11	B11
● FLAT RATE SERVICE TIME .....	15	B15
● Illustrated index .....	20	C 4
● ENGINE GROUP .....	27	D 1
● FRAME GROUP .....	49	F 1
● PART NO. INDEX .....	91	I 1
● PART NAME INDEX .....	95	J 1

**1**

**1**

**2**

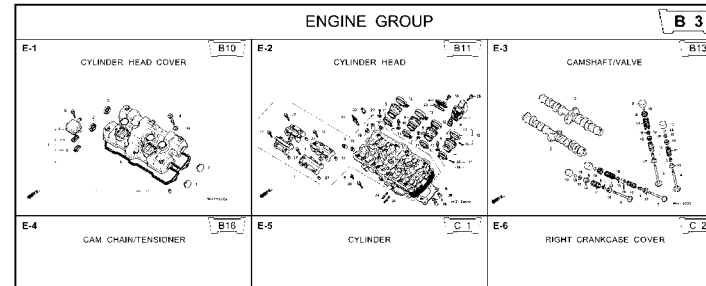
**3**

**4**

**5**

How to refer to the part information

A Reference with "Illustrated index"



B Reference with "Part number index"

PART NO. INDEX

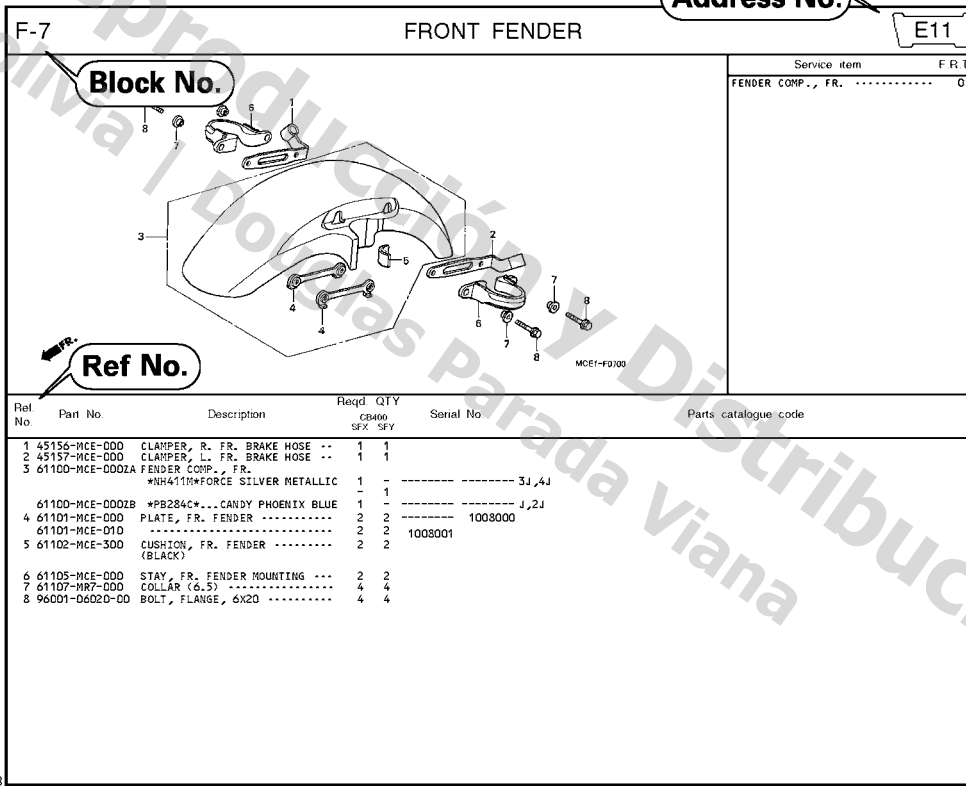
Part Number	Address	Page	Rel.	Part Number	Address	Page	Rel.
04000				13323-MY9-751	C12	28	10 14921
04911-MCE-000	C10	26	1	13324-MY9-751	C12	28	10 14931
				13325-MY9-751	C12	28	10 14931
				13327-MY9-751	C12	28	10 14931
06000				14000			14931
06405-MY9-P00	F13	67	3	14100-MCE-000	B13	13	2 14931
06405-MY9-P10	F13	67	3	14200-MCE-000	B13	13	3 14931
06410-MY9-860	F2	56	1	14321-MCE-000	B16	16	2 14931
06435-MCE-006	F1	55	1	14401-MCE-003	B16	16	3 14931
06451-769-405	E13	51	2	14510-MBE-000	B16	16	4 14941
06451-443-405	F1	55	2	14520-MY9-691	B16	16	5 14941
06451-MA7-405	E13	51	1	14524-MY9-690	B16	16	6 14941
06455-MCE-006	E13	51	3	14546-MCE-000	B16	16	7 14941
				14620-MY9-691	B16	16	8 14941
11000				14711-MCE-000	B13	13	4 14941
11210-MCE-000	C9	25	1	14712-MCE-000	B13	13	5 14941
11330-MCE-305	C2	18	1	14721-MCE-000	B13	13	6 14941
11333-KT8-000	C6	22	1	14722-MCE-000	B13	13	7 14941
11335-MCE-000	C2	18	2	14730-MCE-000	B13	13	8 14941
11360-MCE-000	C7	23	1	14731-MCE-000	B13	13	9 14941
11365-MCE-000	C7	23	2	14731-MY9-751	B13	13	10 14941
11396-MY9-000	C2	18	3	14751-KY2-000	B13	13	11 14941
11631-MCE-000	C5	21	1	14751-MCE-000	B13	13	12 14941
11691-MY9-000	C5	21	2	14761-MCE-000	B13	13	13 14941

C Reference with "Part name index"

PART NAME INDEX

Part name	Address	Page	Ref.	Part name	Address	Page	Ref.
[ A ]				BOLT , CHANG I			
ADJUSTER , CHAIN	F13	67	5	BOLT , CLUTC H			
ARM COMP. , SEA R CHANGE	F10	64	3	BOLT , CONNECT			
ARM , L. MAIN STEP	F11	65	8	BOLT , DISK , 6			
ARM , L. PILLI O STEP	F11	65	12	BOLT , DISK , 8			
ARM , R. MAIN STEP	F11	65	5	BOLT , DRAIN I			
ARM , R. PILLI O STEP	F11	65	11	BOLT , FLANG E			
AUT O DOC K ASSY. , FUEL	F4	58	2	BOLT , FLANG E			
AXLE , FR. WHEEL	E14	52	3	BOLT , FLANG E			
AXLE , RR. WHEEL	F2	56	5	BOLT , FLANG E			
[ B ]				BOLT , FLANG E			
BAG , AIR PRESSUR E GAUGE	F67	77	4	BOLT , FLANG E			
BAG , SERVICE BOOK	F67	77	1	BOLT , FLANG E			
BAG , TOOL	F67	77	3	BOLT , FLANG E			
BALL , STEEL	F11	65	20	BOLT , FLANG E			
BAND A , INSULATOR	B11	11	11	BOLT , FLANG E			
BAND B , INSULATOR	B11	11	12	BOLT , FLANG E			
BAND , AIR CLEANER CONNECTING				BOLT , FLANG E			
BAND , U-LOCK	F8	62	22	BOLT , FLANG E			
BAND , WIRE	F16	70	5	BOLT , FLANG E			
	C10	26	14				
	E5	43	21				
	R4	74	1R				

Address No.



Page No.

2000.09.01 E

Part catalogue structure

Ref. No.	Part No.	Description	Reqd. QTY CB-400 SFX SFY	Serial No.	Parts catalogue code
1	45156-MCE-000	CLAMPER, R. FR. BRAKE HOSE ..	1 1		
2	45157-MCE-000	CLAMPER, L. FR. BRAKE HOSE ..	1 1		
3	61100-MCE-000ZA	FENDER COMP., FR. *NH411M*FORCE SILVER METALLIC	1 -	----- 3J,4J	
	61100-MCE-000ZB	*PB284C*...CANDY PHOENIX BLUE	- 1	----- J,2J	
4	61101-MCE-000	PLATE, FR. FENDER .....	2 2	1008000	
	61101-MCE-010	.....	2 2	1008001	
5	61102-MCE-300	CUSHION, FR. FENDER .....	2 2		
		(BLACK)			

① Address number

• Address No. is provided (in place of the page No.) to help you refer to the part with the part No. or part name.

② Block title ③ Block number

④ Service item/Flat rate time

⑤ Reference number

• Title number marked with the parenthesis or parentheses indicates that it continues from the previous page.

⑥ Part number ⑦ Honda color code

⑧ Description

⑨ Assemblies

• Sections framed with broken lines in the exploded view drawings are available as complete assemblies. (Their individual parts can also be obtained.)

⑩ Color description

⑪ Note

• Notes are shown with the parentheses in the part name column.

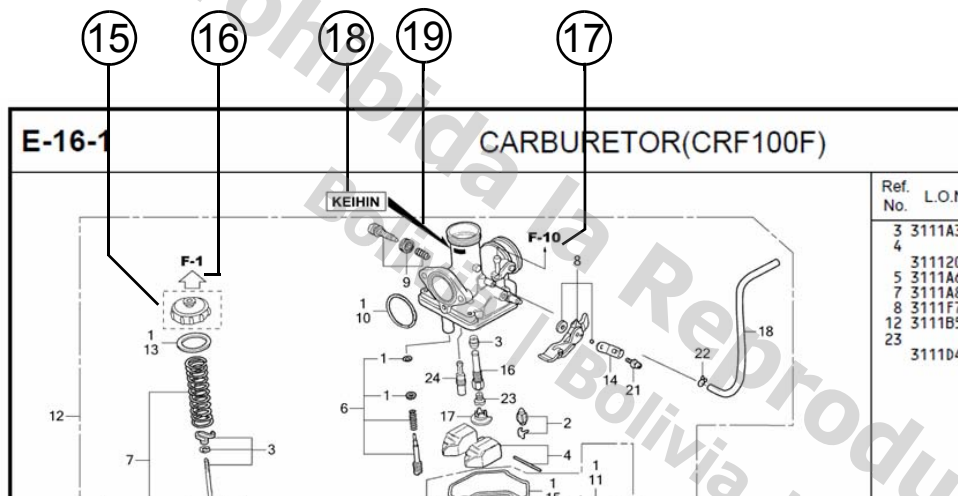
⑫ Required quantity



• Reqd. QTY shown in the parenthesis or parentheses indicates the optional part.  
• Reqd. QTY marked with "N" indicates the optional part that should be selected as needed.  
• Reqd. QTY indicates the number of the part used in the block.




⑬ Serial number



⑭ Parts catalogue code

• When the parts catalogue code column is blank, it indicates that the part is applicable to all codes.



⑮    
 • Parts enclosed within a dotted line  are covered in a different block.

⑯    
 • A hollow arrow  indicates the block No. for the parts enclosed within a dotted line .


⑰    
 • A solid arrow  indicates the block No. the part in question is connected to.

⑱ **Replacement Identification Information for Designated Part No.**

⑲ **Location of Replacement Identification Information for Designated Part No.**

- If an arrow mark is indicated in 19, the part is incompatible with a different part No.
- Make sure to order the part of the same manufacture, including the component part.
- To make an order, indicate the part No., which includes the symbol displayed on the applicable section of the part to be replaced.

**When the parts were revised**



Ref. No.	Part No.	Description	Reqd. QTY		Serial No.
			CB400	SFX SFY	
1	45156-MCE-000	CLAMPER, R. FR. BRAKE HOSE ..	1	1	
2	45157-MCE-000	CLAMPER, L. FR. BRAKE HOSE ..	1	1	
3	61100-MCE-000ZA	FENDER COMP., FR. *NH411M*FORCE SILVER METALLIC	1	-	3J,4J
	61100-MCE-000ZB	*PB284C*...CANDY PHOENIX BLUE	1	-	J,2J
4	61101-MCE-000	PLATE, FR. FENDER (###).....	2	2	1008000
	61101-MCE-010	.....	2	2	1008001
5	61102-MCE-300	CUSHION, FR. FENDER ..... (BLACK)	2	2	
6	61105-MCE-000	STAY, FR. FENDER MOUNTING ...	2	2	
7	61107-MR7-000	COLLAR (6,5) .....	4	4	
8	96001-06020-00	BOLT, FLANGE, 6X20 .....	4	4	

The number has been used from the initial model without revision.

When shown at the left side, it is applicable to the models of No.1008001 and the subsequent numbers.

When shown at the right side, it is applicable to the models up to No.1008000.

The parts listed with "###" at the end of the parts name have limited supply period (parts not for sale).

**Abbreviations used in the parts catalogue**



\* "L." or "R." in the description of a part stands for the LEFT hand side or the RIGHT hand side. Determine the left or right as if you were in the motorcycle seat.


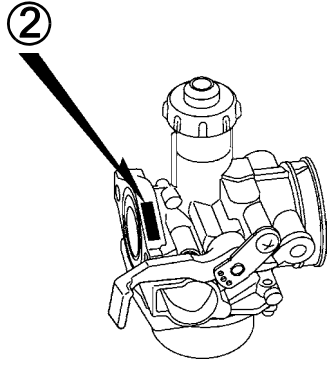

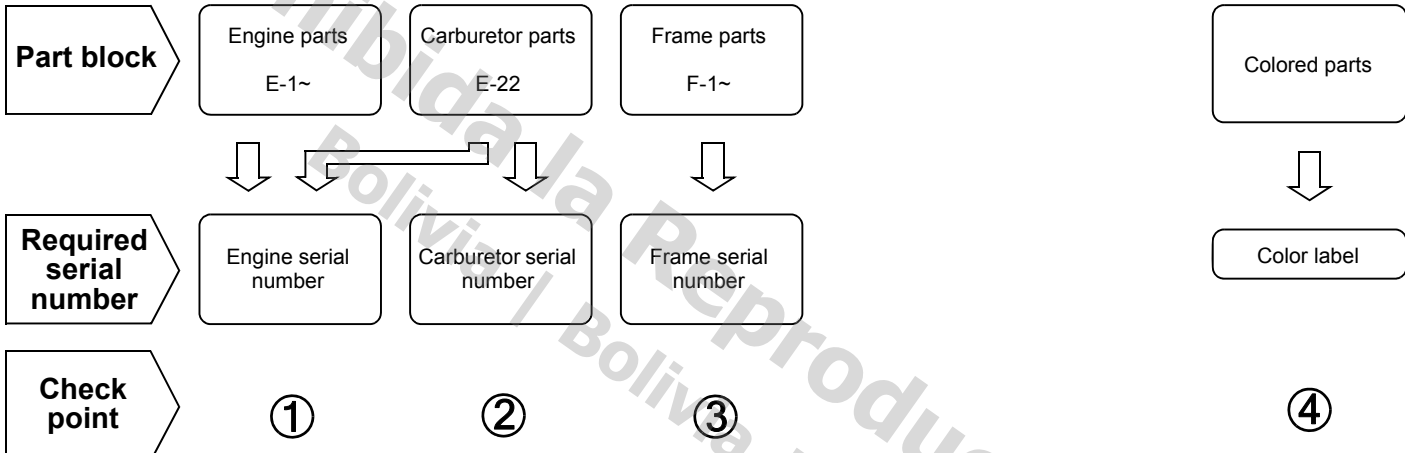
**The following abbreviations are used in this parts catalogue.**

- A ..... Ampere
- ABS ..... Anti-lock brake system
- A.C. .... Alternating current
- A.M. .... Attaching mark
- ASSY. .... Assembly
- C.D.I. .... Capacitive discharge ignition
- COMP. ... Complete
- D.C. .... Direct current
- EX. .... Exhaust
- FR. .... Front
- G ..... Gram
- HEX. .... Hexagonal
- IN. .... Inlet
- KPH ..... Kilometers per hour
- L. ....Left
- L (100L) .Link (100 Links)
- L.E.D. ....Light emitted diode
- MM .....Millimeter
- MPH .....Miles per hour
- R. ....Right
- RR. ....Rear
- STD. ....Standard
- T (22T) ...Tooth (22 Teeth)
- TCS .....Traction control system
- T.M. ....Transcript mark
- V .....Volt
- W .....Watt
- WL .....With labelling
- WOL .....Without labelling



Part block and serial number check

Color label attachment position check



### Models, parts catalogue codes and applicable serial numbers

Models, parts catalogue codes and applicable serial Nos. given in this parts catalogue can be identified as follows.

Parts with parts catalogue codes are exclusive for models destined for countries designated.

If no area codes are listed, parts are for common use.

Model	Parts catalogue code	Type	Applicable engine serial No.	Applicable frame serial No.	Applicable carburetor serial No.
CGX125WHF	3LA	Latin America	JA33E5000001~	LWBJA3395E1000001~	PB 7RJA
	4LA		JA33E5000001~	LWBJA3390E1000001~	
	AG	Argentina	JA33E5000001~	8CHJA3500FL000001~	PB 7RPA
	CL	Chili	JA33E5000001~	LWBJA3392E1000001~	
	LA	Latin America	JA33E5000001~	LWBJA3398E1000001~	

\* Of carburetor/throttle body identification numbers, only the portions underlined in the example below are used for registration.

PB 7RJ A KC 7

**Color label**

1

- When ordering parts, check the model name, main color, and code by observing the “COLOR LABEL” on the vehicle.
- When ordering a colored part, use the color chart in the instruction for use of parts catalogue.

No.	MODEL		VFR800FIW				
	COLOR	CODE	Sparkling silver metallic	Mute black metallic	Applicable model		Applicable block No.
			NH-295M	NH-359M	Initial applicable model	Final applicable model	
Name of colored parts	Basic part No.	NH295	NH359				
1							
2							
3							
4							
5							
6							
7							
8							
9							
10							

**VFR800FIW**  
**COLOR R-157**  
**CODE R157**

Prohibida la Reproducción y Distribución  
 Bolivia / Douglas Parada Viana

## Color chart

- When ordering a colored part, refer to the chart below and use a part number consisting of the relevant basic part number to which has been added a part color code.

CGX125WH (CGX125WHF).....4LA,CL

No.	MODEL		CGX125WHF							
	COLOR		Pearl procyon black	Digital silver metallic	Candy aruja blue	Candy lucid red	Applicable model		Applicable block No.	Ref. No.
	CODE		NH-A06P	NH-A30M	PB-323C	R-264C	Initial applicable model	Final applicable model		
	Name of colored parts	Basic part No.	NHA06	NHA30	PB323	R264				
1	BRIDGE, FORK TOP	53230-KYY-930	ZB	ZB	ZB	ZB			F-7	7
2	COVER SET, L. SIDE	83620-K51-600	ZA	ZA	ZA	ZA			F-24	4
3	COVER SET, R. SIDE	83520-K51-600	ZA	ZA	ZA	ZA			F-24	1
4	COWL SET, FR.	61300-K51-610	ZD	ZA	ZC	ZB			F-43	2
5	COWL, RR.	77220-KYY-950	ZA	ZG	ZE	ZB			F-23	13
6	FENDER SET, RR.	80110-K51-610	ZA	ZA	ZA	ZA			F-34	6
7	FENDER SET, RR.	80110-KYY-930	ZA	ZA	ZA	ZA			F-34	6
8	FENDER, FR.	61100-KYY-930	ZD	ZP	ZB	ZK			F-10	5
9	LABEL, DRIVE CAUTION	87560-KYY-600	ZB	ZA	ZB	ZB			F-49	5
10	MARK, HONDA	86101-K51-610	-	ZB	-	-			F-50	1
11	MARK, HONDA	86613-KYY-930	ZD	-	ZC	ZB			F-50	1
12	MARK, HONDA	86801-KYY-930	ZA	ZA	ZA	ZA			F-50	4
13	MARK, L. WING	86172-KYY-930	ZC	-	ZB	ZA			F-50	3
14	MARK, L. WING	86202-K51-600	-	ZB	-	-			F-50	3
15	MARK, R. WING	86171-KYY-930	ZC	-	ZB	ZA			F-50	2
16	MARK, R. WING	86201-K51-600	-	ZB	-	-			F-50	2
17	MARK, SIDE COVER	86831-K51-600	ZA	ZA	ZA	ZA			F-50	5
18	PANEL COMP., RR. BRAKE	43100-KYY-930	ZA	ZA	ZA	ZA			F-18	3
19	PANEL SUB COMP., FR. BRAKE	45010-KYY-930	ZA	ZA	ZA	ZA			F-13	6
20	TANK SET, FUEL	17520-K51-600	ZD	ZA	ZC	ZB			F-21	9
21	WHEEL SUB ASSY., FR.	44650-KYY-940	ZA	ZA	ZA	ZA			F-14-30	4
22	WHEEL SUB ASSY., RR.	42650-KYY-940	ZA	ZA	ZA	ZA			F-19-30	8

## CGX125WH (CGX125WHF).....3LA,AG,LA

No.	MODEL		CGX125WHF							
	COLOR		Pearl procyon black	Digital silver metallic	Candy aruja blue	Candy lucid red	Applicable model		Applicable block No.	Ref. No.
	CODE		NH-A06P	NH-A30M	PB-323C	R-264C	Initial applicable model	Final applicable model		
	Name of colored parts	Basic part No.	NHA06	NHA30	PB323	R264				
1	BRIDGE, FORK TOP	53230-KYY-A10	ZA	ZA	ZA	ZA			F-7	8
2	COVER SET, L. SIDE	83620-K51-600	ZA	ZA	ZA	ZA			F-24	4
3	COVER SET, R. SIDE	83520-K51-600	ZA	ZA	ZA	ZA			F-24	1
4	COWL, RR.	77220-KYY-950	ZA	ZG	ZE	ZB			F-23	13
5	FENDER SET, RR.	80110-K51-610	ZA	ZA	ZA	ZA			F-34	6
6	FENDER, FR.	61100-KYY-930	ZD	ZP	ZB	ZK			F-10	5
7	HUB SUB ASSY., FR.	44635-KYY-900	ZA	ZA	ZA	ZA			F-14-10	4
8	HUB SUB ASSY., RR.	42635-KYY-900	ZA	ZA	ZA	ZA			F-19-10	8
9	LABEL, DRIVE CAUTION	87560-KYY-600	ZB	ZA	ZB	ZB			F-49	5
10	MARK, HONDA	86801-KYY-930	ZA	ZA	ZA	ZA			F-50	4
11	MARK, L. WING	86172-KYY-930	ZC	-	ZB	ZA			F-50	3
12	MARK, L. WING	86202-K51-600	-	ZB	-	-			F-50	3
13	MARK, R. WING	86171-KYY-930	ZC	-	ZB	ZA			F-50	2
14	MARK, R. WING	86201-K51-600	-	ZB	-	-			F-50	2
15	MARK, SIDE COVER	86831-K51-600	ZA	ZA	ZA	ZA			F-50	5
16	PANEL COMP., RR. BRAKE	43100-KYY-930	ZB	ZB	ZB	ZB			F-18	3
17	PANEL SUB COMP., FR. BRAKE	45010-KYY-930	ZB	ZB	ZB	ZB			F-13	6
18	TANK SET, FUEL	17520-K51-600	ZD	ZA	ZC	ZB			F-21	9
19	WHEEL SUB ASSY., FR.	44650-KYY-900	ZB	ZB	ZB	ZB			F-14-10	5
20	WHEEL SUB ASSY., RR.	42650-KYY-900	ZB	ZB	ZB	ZB			F-19-10	9

## Fuel hose, general purpose hoses and vinyl hose

- The standard part fuel hose, general purpose hose and vinyl hose may be substituted by the coiled bulk part.
- When ordering the standard part fuel hose, general purpose hose and vinyl hose use the bulk part number written in the parts catalogue in brackets ( ) underneath the part name, or use the catalogue below.  
(The bulk part standard length is 1 m, however, those displayed in the catalogue < > are available in 3 m and 8 m lengths.)
- When exchanging the hose, cut and use at the specified length as mentioned in the part name.  
(For the method of cutting the bulk part, and method of filling out orders etc., please refer to the service manual and the instructions issued with the bulk part.)
- The list below is a catalogue of the standard part numbers and bulk part numbers. Note that those numbers are applicable to the listed replacement parts only.

Fuel hoses/Tubes			
Standard part No.	Bulk part No.	Bulk part	
		Inner diameter (mm)	Length (m)
95001-30xxx-2x	95001-30001-20M	3.0	1
95001-30xxx-3x	95001-30001-30M	3.0	1
95001-30xxx-4x	95001-30001-40M	3.0	1
95001-35xxx-2x	95001-35001-50M <95001-35003-50M>	3.5	1 3
95001-35xxx-3x	95001-35001-60M <95001-35003-60M>	3.5	1 3
95001-35xxx-4x	95001-35001-60M <95001-35003-60M>	3.5	1 3
95001-35xxx-5x	95001-35001-50M <95001-35003-50M>	3.5	1 3
95001-35xxx-6x	95001-35001-60M <95001-35003-60M>	3.5	1 3
95001-45xxx-2x	95001-45001-50M <95001-45003-50M>	4.5	1 3
95001-45xxx-3x	95001-45001-60M <95001-45003-60M> <95001-45008-60M>	4.5	1 3 8
95001-45xxx-4x	95001-45001-60M <95001-45003-60M> <95001-45008-60M>	4.5	1 3 8
95001-45xxx-5x	95001-45001-50M <95001-45003-50M>	4.5	1 3
95001-45xxx-6x	95001-45001-60M <95001-45003-60M> <95001-45008-60M>	4.5	1 3 8
95001-55xxx-2x	95001-55001-50M <95001-55003-50M> <95001-55008-50M>	5.5	1 3 8

Fuel hoses/Tubes			
Standard part No.	Bulk part No.	Bulk part	
		Inner diameter (mm)	Length (m)
95001-55xxx-3x	95001-55001-60M <95001-55003-60M> <95001-55008-60M>	5.5	1 3 8
95001-55xxx-4x	95001-55001-60M <95001-55003-60M> <95001-55008-60M>	5.5	1 3 8
95001-55xxx-5x	95001-55001-50M <95001-55003-50M> <95001-55008-50M>	5.5	1 3 8
95001-55xxx-6x	95001-55001-60M <95001-55003-60M> <95001-55008-60M>	5.5	1 3 8
95001-75xxx-2x	95001-75001-50M <95001-75003-50M>	7.5	1 3
95001-75xxx-3x	95001-75001-60M <95001-75003-60M> <95001-75008-60M>	7.5	1 3 8
95001-75xxx-4x	95001-75001-60M <95001-75003-60M> <95001-75008-60M>	7.5	1 3 8
95001-75xxx-5x	95001-75001-50M <95001-75003-50M>	7.5	1 3
95001-75xxx-6x	95001-75001-60M <95001-75003-60M> <95001-75008-60M>	7.5	1 3 8
95001-80xxx-2x	95001-80001-50M	8.0	1
95001-80xxx-3x	95001-80001-60M	8.0	1
95001-80xxx-4x	95001-80001-60M	8.0	1
95001-80xxx-5x	95001-80001-50M	8.0	1
95001-80xxx-6x	95001-80001-60M	8.0	1

Vinyl tube				
Standard part No.	Bulk part No.	Bulk part		
		Inner dia- meter (mm)	Outer dia-meter (mm)	Length (m)
95003-01xxx-3x	95003-01001-60M <95003-01003-60M>	2.9	6.8	1 3
95003-01xxx-60	95003-01001-60M <95003-01003-60M>	2.9	6.8	1 3
95003-03xxx-3x	95003-03001-60M <95003-03003-60M>	3.0	6.0	1 3
95003-03xxx-60	95003-03001-60M <95003-03003-60M>	3.0	6.0	1 3
95003-05xxx-3x	95003-05001-60M <95003-05003-60M> <95003-05008-60M>	3.5	6.5	1 3 8
95003-05xxx-60	95003-05001-60M <95003-05003-60M> <95003-05008-60M>	3.5	6.5	1 3 8
95003-07xxx-1x	95003-07001-10M <95003-07003-10M> <95003-07008-10M>	4.0	7.0	1 3 8
95003-07xxx-20	95003-07001-10M <95003-07003-10M> <95003-07008-10M>	4.0	7.0	1 3 8
95003-07xxx-3x	95003-07001-60M <95003-07003-60M> <95003-07008-60M>	4.0	7.0	1 3 8
95003-07xxx-60	95003-07001-60M <95003-07003-60M> <95003-07008-60M>	4.0	7.0	1 3 8
95003-07xxx-7x	95003-07001-70M <95003-07003-70M> <95003-07008-70M>	4.0	7.0	1 3 8
95003-08xxx-1x	95003-08001-10M <95003-08003-10M> <95003-08008-10M>	4.5	6.5	1 3 8
95003-09xxx-3x	95003-09001-60M <95003-09003-60M>	4.5	8.0	1 3
95003-09xxx-60	95003-09001-60M <95003-09003-60M>	4.5	8.0	1 3
95003-10xxx-1x	95003-10001-10M <95003-10003-10M>	5.0	8.0	1 3
95003-10xxx-20	95003-10001-10M <95003-10003-10M>	5.0	8.0	1 3
95003-10xxx-3x	95003-10001-60M <95003-10003-60M>	5.0	8.0	1 3
95003-10xxx-60	95003-10001-60M <95003-10003-60M>	5.0	8.0	1 3
95003-11xxx-3x	95003-11001-60M <95003-11003-60M> <95003-11008-60M>	5.0	9.0	1 3 8
95003-11xxx-60	95003-11001-60M <95003-11003-60M> <95003-11008-60M>	5.0	9.0	1 3 8
95003-12xxx-1x	95003-12001-10M <95003-12003-10M> <95003-12008-10M>	5.0	7.0	1 3 8
95003-12xxx-20	95003-12001-10M <95003-12003-10M> <95003-12008-10M>	5.0	7.0	1 3 8

Vinyl tube				
Standard part No.	Bulk part No.	Bulk part		
		Inner dia- meter (mm)	Outer dia-meter (mm)	Length (m)
95003-14xxx-1x	95003-14001-10M <95003-14003-10M>	6.0	9.0	1 3
95003-14xxx-20	95003-14001-10M <95003-14003-10M>	6.0	9.0	1 3
95003-14xxx-3x	95003-14001-60M <95003-14003-60M>	6.0	9.0	1 3
95003-17xxx-1x	95003-17001-10M <95003-17003-10M>	7.0	9.0	1 3
95003-19xxx-1x	95003-19001-10M <95003-19003-10M> <95003-19008-10M>	7.0	11.0	1 3 8
95003-19xxx-20	95003-19001-10M <95003-19003-10M> <95003-19008-10M>	7.0	11.0	1 3 8
95003-19xxx-3x	95003-19001-60M <95003-19003-60M> <95003-19008-60M>	7.0	11.0	1 3 8
95003-19xxx-60	95003-19001-60M <95003-19003-60M> <95003-19008-60M>	7.0	11.0	1 3 8
95003-21xxx-1x	95003-21001-10M <95003-21003-10M>	8.0	9.0	1 3
95003-21xxx-20	95003-21001-10M <95003-21003-10M>	8.0	9.0	1 3
95003-23xxx-1x	95003-23001-10M <95003-23003-10M>	8.0	12.0	1 3
95003-23xxx-20	95003-23001-10M <95003-23003-10M>	8.0	12.0	1 3
95003-23xxx-3x	95003-23001-60M <95003-23003-60M> <95003-23008-60M>	8.0	12.0	1 3 8
95003-23xxx-60	95003-23001-60M <95003-23003-60M> <95003-23008-60M>	8.0	12.0	1 3 8
95003-25xxx-1x	95003-25001-10M <95003-25003-10M>	9.0	11.0	1 3
95003-25xxx-20	95003-25001-10M <95003-25003-10M>	9.0	11.0	1 3
95003-25xxx-3x	95003-25001-60M <95003-25003-60M>	9.0	11.0	1 3
95003-25xxx-7x	95003-25001-70M <95003-25003-70M>	9.0	11.0	1 3
95003-27xxx-1x	95003-27001-10M <95003-27003-10M>	9.0	13.0	1 3
95003-27xxx-20	95003-27001-10M <95003-27003-10M>	9.0	13.0	1 3
95003-27xxx-3x	95003-27001-60M <95003-27003-60M>	9.0	13.0	1 3
95003-27xxx-60	95003-27001-60M <95003-27003-60M>	9.0	13.0	1 3
95003-33xxx-1x	95003-33001-10M <95003-33003-10M>	10.0	14.0	1 3
95003-33xxx-20	95003-33001-10M <95003-33003-10M>	10.0	14.0	1 3

Vinyl tube				
Standard part No.	Bulk part No.	Bulk part		
		Inner dia- meter (mm)	Outer dia-meter (mm)	Length (m)
95003-36xxx-1x	95003-36001-10M <95003-36003-10M> <95003-36008-10M>	11.0	13.0	1 3 8
95003-36xxx-20	95003-36001-10M <95003-36003-10M> <95003-36008-10M>	11.0	13.0	1 3 8
95003-37xxx-3x	95003-37001-60M <95003-37003-60M>	11.0	15.0	1 3
95003-37xxx-60	95003-37001-60M <95003-37003-60M>	11.0	15.0	1 3
95003-38xxx-1x	95003-38001-10M <95003-38003-10M>	12.0	13.0	1 3
95003-38xxx-20	95003-38001-10M <95003-38003-10M>	12.0	13.0	1 3
95003-39xxx-1x	95003-39001-10M <95003-39003-10M>	12.0	14.0	1 3
95003-39xxx-20	95003-39001-10M <95003-39003-10M>	12.0	14.0	1 3
95003-40xxx-20	95003-40001-10M <95003-40003-10M>	12.0	16.0	1 3
95003-40xxx-3x	95003-40001-60M <95003-40003-60M>	12.0	16.0	1 3
95003-40xxx-60	95003-40001-60M <95003-40003-60M>	12.0	16.0	1 3
95003-43xxx-1x	95003-43001-10M <95003-43003-10M> <95003-43008-10M>	13.0	15.0	1 3 8
95003-43xxx-20	95003-43001-10M <95003-43003-10M> <95003-43008-10M>	13.0	15.0	1 3 8
95003-45xxx-1x	95003-45001-10M <95003-45003-10M> <95003-45008-10M>	14.0	18.0	1 3 8
95003-45xxx-20	95003-45001-10M <95003-45003-10M> <95003-45008-10M>	14.0	18.0	1 3 8
95003-50xxx-1x	95003-50001-10M <95003-50003-10M>	16.0	19.0	1 3
95003-50xxx-20	95003-50001-10M <95003-50003-10M>	16.0	19.0	1 3
95003-50xxx-3x	95003-50001-60M <95003-50003-60M>	16.0	19.0	1 3
95003-55xxx-1x	95003-55001-10M <95003-55003-10M>	17.5	20.5	1 3
95003-55xxx-20	95003-55001-10M <95003-55003-10M>	17.5	20.5	1 3
95003-60xxx-1x	95003-60001-10M <95003-60003-10M>	22.0	27.0	1 3
95003-60xxx-20	95003-60001-10M <95003-60003-10M>	22.0	27.0	1 3
95003-60xxx-3x	95003-60001-60M <95003-60003-60M>	22.0	27.0	1 3
95003-60xxx-60	95003-60001-60M <95003-60003-60M>	22.0	27.0	1 3

General purpose hoses			
Standard part No.	Bulk part No.	Bulk part	
		Inner diameter (mm)	Length (m)
95005-11xxx-3x	95005-11001-30M	11.0	1
95005-11xxx-5x	95005-11001-50M	11.0	1
95005-12xxx-1x	95005-12001-10M <95005-12003-10M>	12.0	1 3
95005-12xxx-2x	95005-12001-20M	12.0	1
95005-12xxx-3x	95005-12001-30M	12.0	1
95005-12xxx-5x	95005-12001-50M	12.0	1
95005-14xxx-1x	95005-14001-10M	14.0	1
95005-14xxx-2x	95005-14001-20M <95005-14003-20M>	14.0	1 3
95005-14xxx-3x	95005-14001-30M	14.0	1
95005-14xxx-5x	95005-14001-50M	14.0	1
95005-17xxx-1x	95005-17001-10M	17.0	1
95005-17xxx-2x	95005-17001-20M	17.0	1
95005-17xxx-3x	95005-17001-30M	17.0	1
95005-17xxx-5x	95005-17001-50M	17.0	1
95005-30xxx-3x	95005-30001-30M	3.0	1
95005-30xxx-5x	95005-30001-50M	3.0	1
95005-35xxx-1x	95005-35001-10M <95005-35003-10M> <95005-35008-10M>	3.5	1 3 8
95005-35xxx-2x	95005-35001-20M	3.5	1
95005-35xxx-3x	95005-35001-30M	3.5	1
95005-35xxx-4x	95005-35001-10M <95005-35003-10M> <95005-35008-10M>	3.5	1 3 8
95005-35xxx-5x	95005-35001-50M	3.5	1
95005-45xxx-1x	95005-45001-10M <95005-45003-10M> <95005-45008-10M>	4.5	1 3 8
95005-45xxx-2x	95005-45001-20M	4.5	1
95005-45xxx-3x	95005-45001-30M	4.5	1

General purpose hoses			
Standard part No.	Bulk part No.	Bulk part	
		Inner diameter (mm)	Length (m)
95005-45xxx-4x	95005-45001-10M <95005-45003-10M> <95005-45008-10M>	4.5	1 3 8
95005-45xxx-5x	95005-45001-50M	4.5	1
95005-50xxx-3x	95005-50001-30M <95005-50003-30M>	5.0	1 3
95005-50xxx-5x	95005-50001-50M	5.0	1
95005-55xxx-1x	95005-55001-10M <95005-55003-10M> <95005-55008-10M>	5.3	1 3 8
95005-55xxx-2x	95005-55001-20M <95005-55003-20M>	5.3	1 3
95005-55xxx-4x	95005-55001-10M <95005-55003-10M> <95005-55008-10M>	5.3	1 3 8
95005-65xxx-1x	95005-65001-10M <95005-65003-10M>	6.5	1 3
95005-65xxx-2x	95005-65001-20M	6.5	1
95005-70xxx-3x	95005-70001-30M <95005-70003-30M>	7.0	1 3
95005-70xxx-5x	95005-70001-50M	7.0	1
95005-75xxx-1x	95005-75001-10M <95005-75003-10M>	7.3	1 3
95005-75xxx-2x	95005-75001-20M	7.3	1
95005-80xxx-1x	95005-80001-10M <95005-80003-10M>	8.0	1 3
95005-80xxx-2x	95005-80001-20M	8.0	1
95005-80xxx-3x	95005-80001-30M	8.0	1
95005-80xxx-5x	95005-80001-50M	8.0	1
95005-91xxx-3x	95005-91001-30M	12.0	1
95005-91xxx-5x	95005-91001-50M	12.0	1
95005-92xxx-3x	95005-92001-30M	12.0	1
95005-92xxx-5x	95005-92001-50M	12.0	1

NOTE: X is displayed to represent the omitted numerals and letters of the roman alphabet.

⊙ **CAUTION: It is DANGEROUS to confuse the fuel hose with the general purpose hose or vinyl hose.**

Never use a general purpose hose or vinyl hose in place of a fuel hose or vice versa. Always use the correct bulk part in the parts catalogue, according to the service manual or the instructions issued with the bulk part.



• Bulk part number of fuel hose, general purpose hose and vinyl hose.

(Example)

9 5 0 0 1 - 7 5 0 0 1 - 5 0 M

Bulk part number: Refers to the bulk part.

Marking code (hose type): (fuel hose and general purpose hose)

Change code (for added hose): (Vinyl hose)

- Indicates number mark or change sequence, however, the code for the bulk part must be strictly 0 (zero).

Types of code:

- Fuel hose
  - 2: Red outside braid (3 mm inside dia. only)
  - 5: Black inside braid
  - 3: Red (3 mm inside dia. only)
  - 4: Ash gray with red stripe (3 mm inside dia. only)
  - 6: Black
- Vinyl hose
  - 1: Clear
  - 2: Black
  - 3: Light red
  - 6: Light red
  - 7: Pale black
- General hose
  - 1: Ash gray
  - 2: Ash gray
  - 3: Black
  - 5: Black

Lengths: 001: 1 m (standard)  
003: 3 m  
008: 8 m

I.D code: (fuel hose and general purpose hose)

- 30: 3.0 mm
- 35: 3.5 mm
- 45: 4.5 mm
- 50: 5.0 mm
- 55: 5.3 mm, 5.5 mm
- 65: 6.5 mm
- 70: 7.0 mm
- 75: 7.3 mm, 7.5 mm
- 80: 8.0 mm
- 11: 11 mm
- 91: 12 mm (outside dia. 15) mm
- 92: 12 mm (outside dia. 16) mm
- 12: 12 mm (outside dia. 17) mm
- 14: 14 mm
- 17: 17 mm

ID./OD. code: (vinyl hose)

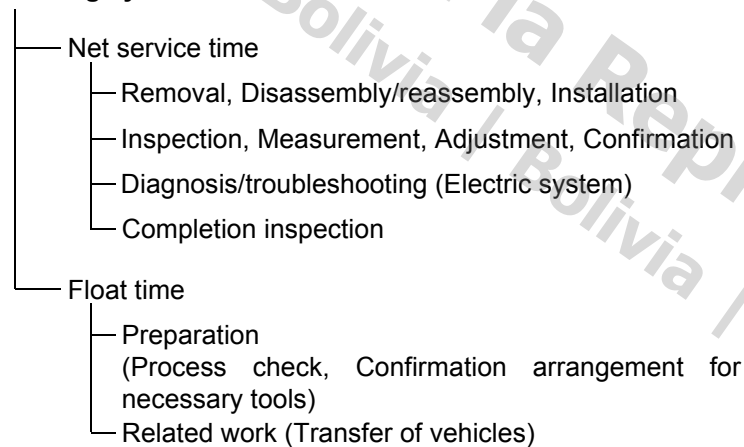
- 01: ID. 2.9, OD. 6.8 mm
- 03: ID. 3.0, OD. 6.0 mm
- 05: ID. 3.5, OD. 6.5 mm
- 07: ID. 4.0, OD. 7.0 mm
- 08: ID. 4.5, OD. 6.5 mm
- 09: ID. 4.5, OD. 8.0 mm
- 12: ID. 5.0, OD. 7.0 mm
- 10: ID. 5.0, OD. 8.0 mm
- 11: ID. 5.0, OD. 9.0 mm
- 14: ID. 6.0, OD. 9.0 mm
- 17: ID. 7.0, OD. 9.0 mm
- 19: ID. 7.0, OD. 11.0 mm
- 21: ID. 8.0, OD. 9.0 mm
- 23: ID. 8.0, OD. 12.0 mm
- 25: ID. 9.0, OD. 11.0 mm
- 27: ID. 9.0, OD. 13.0 mm
- 33: ID. 10.0, OD. 14.0 mm
- 36: ID. 11.0, OD. 13.0 mm
- 37: ID. 11.0, OD. 15.0 mm
- 38: ID. 12.0, OD. 13.0 mm
- 39: ID. 12.0, OD. 14.0 mm
- 40: ID. 12.0, OD. 16.0 mm
- 43: ID. 13.0, OD. 15.0 mm
- 45: ID. 14.0, OD. 18.0 mm
- 50: ID. 16.0, OD. 19.0 mm
- 55: ID. 17.5, OD. 20.5 mm
- 60: ID. 22.0, OD. 27.0 mm

Hose type: 1: Fuel hose  
3: Vinyl hose  
5: General hose

## FLAT RATE SERVICE TIME

Flat rate service time (FRT) means the standard time required to service a MC, which is listed in this manual to help the dealers control the actual working process and calculate the service charge by using it as a guide.

### FRT setting system



\* Float time is set by multiplying the net service time by a given coefficient.

### Editorial style

The service items shown in the text are listed with the exchange work time for the repair sales parts as the subject. Other representative service items not using repair parts (removal/installation, adjustment, inspection/measuring, and other work) are listed collectively in the list in the preface, classified according to the work.

### FRT setting standard

- Decimal system (in unit of 0.1) is adopted to set FRT as it is convenient to calculate the wage.  
Example: (0.1) → 6 minutes, (0.2) → 12 minutes  
[Labor cost per hour] x [FRT] = [Wage]
- FRT is set with a hand tool.
- Service items and FRT can be subject to change depending on development of tools and service equipment and improvement in service procedure.

**Work procedure**

- As the work procedure is set with the work time according to the method in the separate Service Manual, refer to this Manual as required.
- Work methods permitting servicing in the shortest time still permitting assurance of safe work and product warranty are used for the setting of service items not listed in the Service Manual.
- Work basically is to be performed by one person, and when two or more people are required, setting is done as the total time for the number of people.
- The set value for the technological level of the workers uses a person with three years of experience in the repair of Honda vehicles as the standard.
- Special tools and service equipment used to set FRT are those specified or recommended in Service Manual.

**Service item whose FRT is not presented**

- Accessories and service parts that are not listed to use in this manual.
  - Locations with little aging deterioration or breakage during normal use.
  - Service work that can be finished by one touch.
  - Service work that is seldom done (i.e. extremely small causes of trouble and service frequency).
- \* When FRT is not presented, please calculate wages based on appropriate actual work time

**Operation not included of FRT**

- Oil and coolant water draining, Waiting time for warming up operation and etc..
- Additional operation that involves removal/installation of standard exterior equipment.
- Indirect time spent for service by visiting the customer, trade-in, and delivery of a MC.
- Indirect time required for ordering and delivery of parts.
- Cost for grease, adhesive agent, etc. used for service work.

**Explanation of FRT by using an example  
(The example may differ from the actual presented items)**

Ref. No.	L.O.N.	(Relative ref. Number) Description	F.R.T.
②	111118	(1, 3, 4, 7) CAMSHAFT..... ④	②
③	111118A	⑥ • Includes: Valve clearance adjustment Replace rocker arm add..... ⑤	⑤

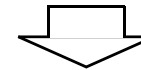
- ① Reference No. of the illustration of part that shows location of the replacement work.
- ② FRT is an abbreviation of Flat Rate Time indicating the standard service time required for the replacement.
- ③ LON is an abbreviation of Labor Operation Number, and it is a classification of the service items by the work unit code.  
  
The same operation code is used regardless of the models.  
  
Standard operation is indicated with 6 digits code, and additional operation is indicated with 7 digits code.
- ④ Indicating the camshaft replacement and FRT4.5.
- ⑤ Indicating FRT1.0 that will be added when additional operation (replace rocker arm) is done in association with camshaft replacement.

- ⑥ Indicating work contents that are included in the service item.
- ⑦ Indicating a reference No. whose operation and time are the same as FRT4.5 for the camshaft.

(The application range is limited to the service items without an LON setting within a same block.)

**How to refer to the service item by using the sample  
(camshaft replacement)**

Open to the page of the block where the camshaft's spare part illustration is shown.



Look for the camshaft illustration, and refer to the service item and FRT that agree with the reference No.

Indication mark for the listing of service items that continues to the following page

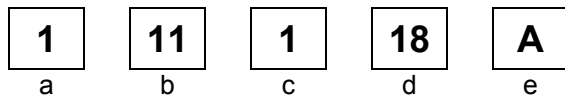
Ref. No.	L.O.N.	(Relative ref. Number) Description	F.R.T.
2	111118	CAMSHAFT .....	4.5
	.	.	.
	.	.	.

+  
Mark indicated at the last line.

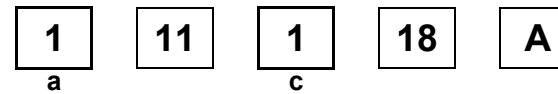
Indication of the block with no setting of FRT

Ref. No.	L.O.N.	(Relative ref. Number) Description	F.R.T.
NO INFORMATION .....			

• LON code system



- a) Category code..... Engine
- b) Location/function code ..... Engine upper
- c) Operation code..... Replace
- d) Operation sequence number (Unit code can be shown with alphabet)  
..... camshaft  
(No regular rule of code)
- e) Additional code ..... replace rocker arm  
(No regular rule of code)



a) Category codes and classification

Code	Category
1	Engine
2	Transmission
3	Fuel & Exhaust
4	Frame & Body
5	Steering/Suspension
6	Electrical
7	Wheels/Brakes
8	Controls/instrument
9	-
0	-

c) Operation codes and classification

Code	Operation category
1	Replace, Removal/Installation, Change
2	Overhaul
3	Adjust, Balance
4	(Paint-related work: Top-coat)
5	Test, Inspect/diagnose, Measurement, Check
6	(Overhaul-related work: Rebore)
7	(Overhaul-related work: Reseal)
8	(Resurface)
9	(Paint-related work: Refinish)
0	Repair, Cleaning, Air bleeding

Major service items without using spare parts  
Removal/Installation, Adjustment, Inspection/Measurement, Overhaul, Other work

E: Engine, F: Frame

#### \* OPERATIONS OTHER THAN REPLACING PARTS

##### • Removal/installation

Set for the configuration with the parts removed from the vehicle.

	LON	DESCRIPTION	FRT
E	1101E5	<b>TILTING ENGINE ASSEMBLY-REMOVAL/INSTALLATION</b> INCLUDES: All necessary adjustment	1.5
	3111D6	<b>CARBURETOR ASSEMBLY-REMOVAL/INSTALLATION</b>	0.4
	1101E6	<b>CRANKCASE SEPARATION</b> INCLUDES: Engine removal and installation	3.2

##### • Adjustment

	LON	DESCRIPTION	FRT
E	3113A0	<b>CARBURETOR IDLE-ADJUSTMENT</b>	0.1
	2123A0	<b>CLUTCH-ADJUSTMENT</b> INCLUDES: Clutch lever adjustment	0.1
	6143A1	<b>SPARK PLUG-ADJUSTMENT/CLEANING</b>	0.1
	1113A0	<b>VALVE CLEARANCE-ADJUSTMENT</b> NOTE: For 1 vehicle	0.5
F	6163A0	<b>HEADLIGHT-AIMING</b>	0.1
	2133A0	<b>DRIVE CHAIN-ADJUSTMENT</b>	0.1
	7113A0	<b>FRONT BRAKE-ADJUSTMENT</b> EXCLUDES: Front brake shoe adjustment	0.1
	7113A1	<b>REAR BRAKE-ADJUSTMENT</b> EXCLUDES: Rear brake shoe adjustment	0.1
	3113A3	<b>THROTTLE OPERATION-ADJUSTMENT</b>	0.1

##### • Inspection/Measurement

	LON	DESCRIPTION	FRT
E	1115A0	<b>COMPRESSION PRESSURE-MEASUREMENT</b>	0.1
	3115A0	<b>CARBURETOR FLOAT LEVEL-MEASUREMENT</b>	0.6
	6145A0	<b>IGNITION TIMING-INSPECTION</b>	0.2
F	6105A0	<b>BATTERY-CHECKING OF ELECTROLYTE LEVEL &amp; CHARGE</b>	0.2

##### • Overhaul

Work condition: The required Measurements, inspections, adjustments, and cleaning/washing of each part are performed, including the main body removal/installation work and the replacement of defective parts.

	LON	DESCRIPTION	FRT
E	311200	<b>CARBURETOR-OVERHAUL</b> INCLUDES: All necessary adjustment	0.8

##### • Other work

	LON	DESCRIPTION	FRT
E	1130A1	<b>OIL FILTER SCREEN-CLEANING</b>	0.3

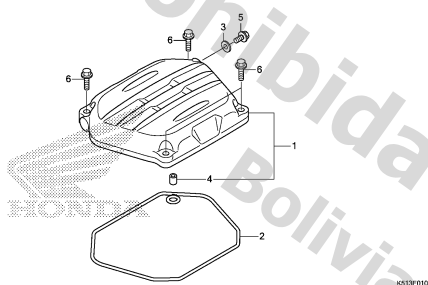
# ENGINE GROUP

**C 4**

**E-1**

CYLINDER HEAD COVER

**D 1**

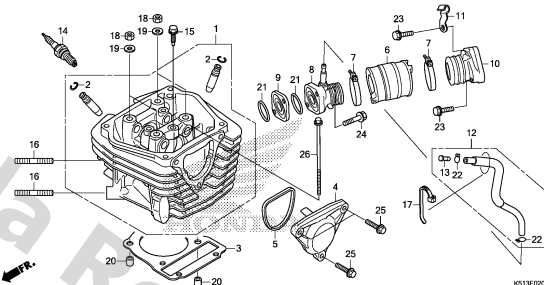


K513E0100

**E-2**

CYLINDER HEAD

**D 2**

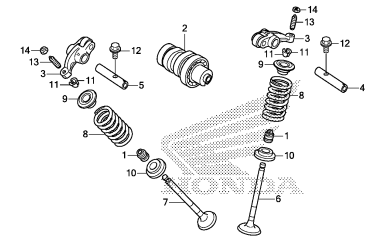


K513E0200

**E-3**

CAMSHAFT/VALVE

**D 4**

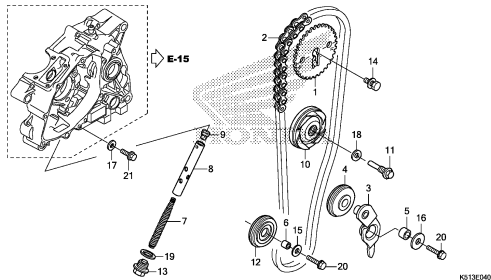


K513E0300

**E-4**

CAM CHAIN/TENSIONER

**D 6**

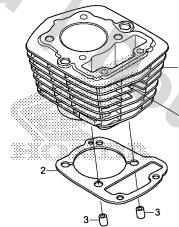


K513E0400

**E-5**

CYLINDER

**D 7**

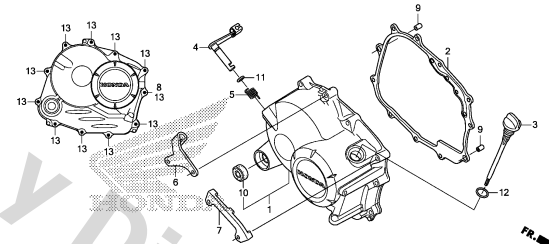


K513E0500

**E-6**

RIGHT CRANKCASE COVER

**D 8**

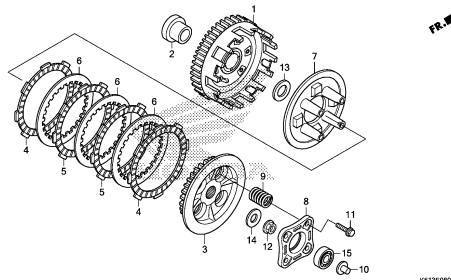


K513E0600

**E-8**

CLUTCH

**D 9**

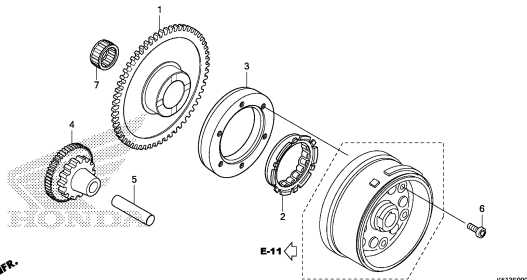


K513E0800

**E-9**

STARTING CLUTCH

**D10**

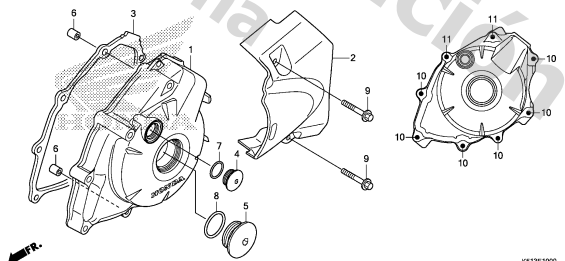


K513E0900

**E-10**

LEFT CRANKCASE COVER

**D11**



K513E1000

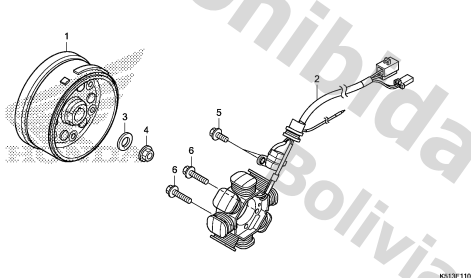
# ENGINE GROUP

C 5

E-11

GENERATOR

D12

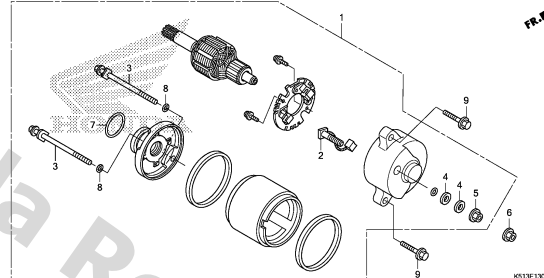


K513E1100

E-13

STARTER MOTOR

D13

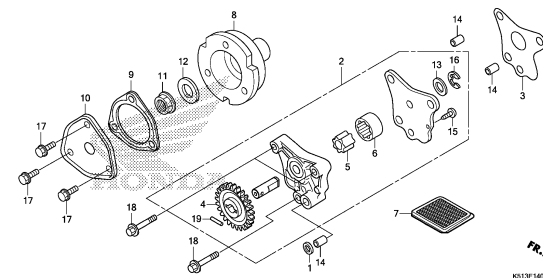


K513E1300

E-14

OIL PUMP

D14

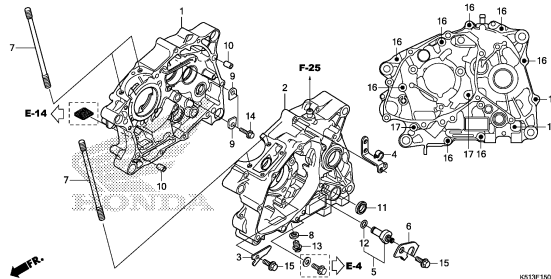


K513E1400

E-15

CRANKCASE

D15

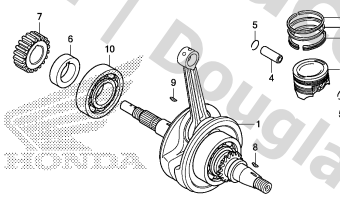


K513E1500

E-16

CRANKSHAFT/PISTON

D16

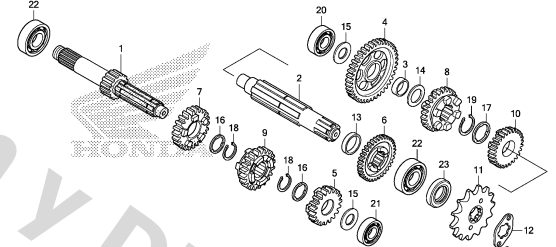


K513E1600

E-17

TRANSMISSION

E 1

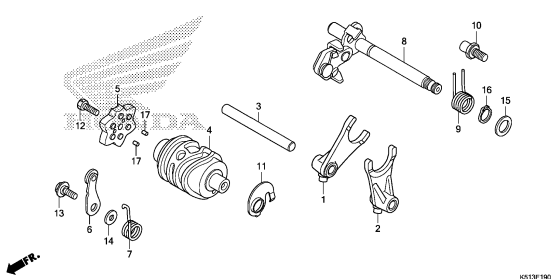


K513E1700

E-19

GEARSHIFT DRUM

E 3

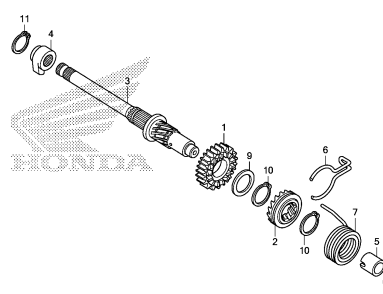


K513E1900

E-20

KICK STARTER SPINDLE

E 4

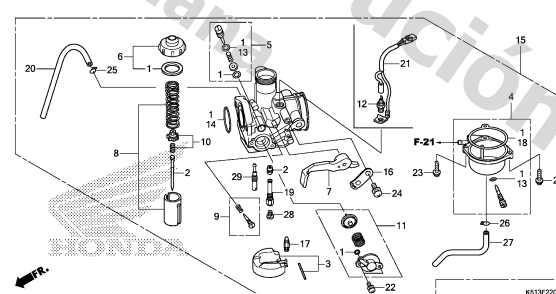


K513E2000

E-22

CARBURETOR

E 5



K513E2200

2



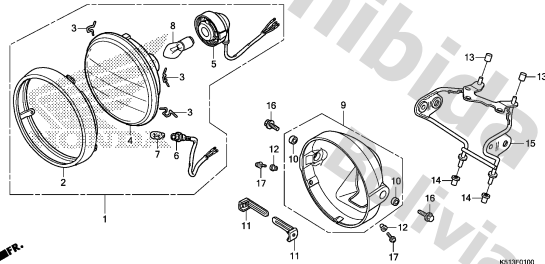
# FRAME GROUP

C 6

F-1

HEADLIGHT(1)(AG,LA,3LA)

F 1

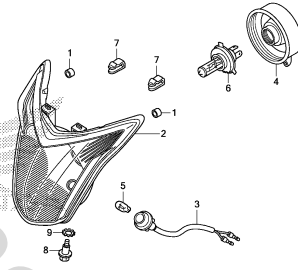


K513F0100

F-1-1

HEADLIGHT(2)(CL,4LA)

F 2

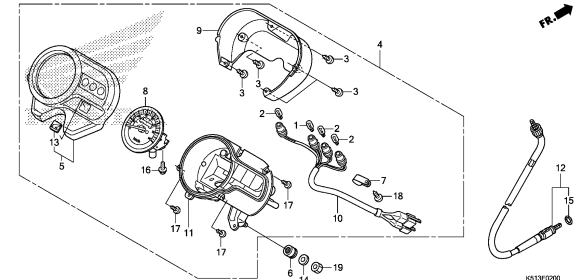


K513F0101

F-2

METER(1)(AG,LA,3LA)

F 3

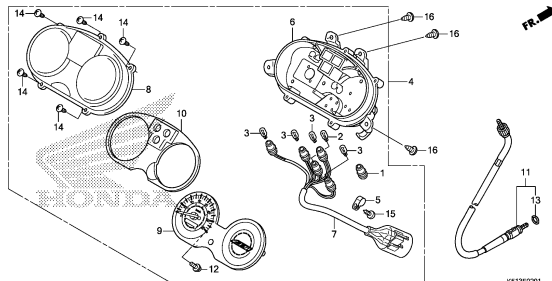


K513F0200

F-2-1

METER(2)(CL,4LA)

F 4

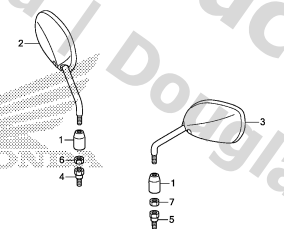


K513F0201

F-3

MIRROR

F 5

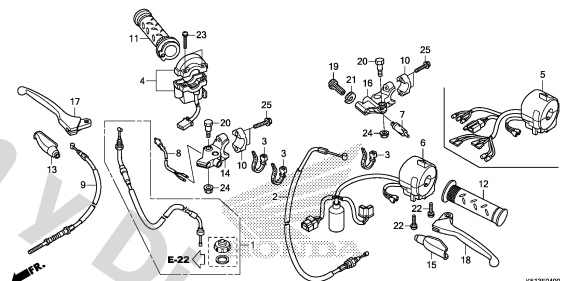


K513F0300

F-4

HANDLE LEVER/SWITCH/CABLE

F 6

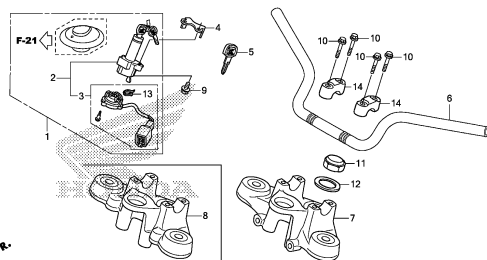


K513F0400

F-7

HANDLE PIPE/TOP BRIDGE

F 8

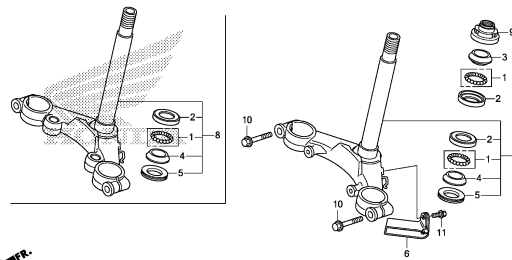


K513F0700

F-9

STEERING STEM

F 9

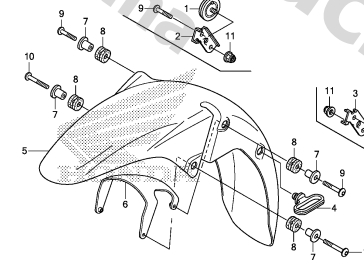


K513F0900

F-10

FRONT FENDER

F10



K513F1000

3

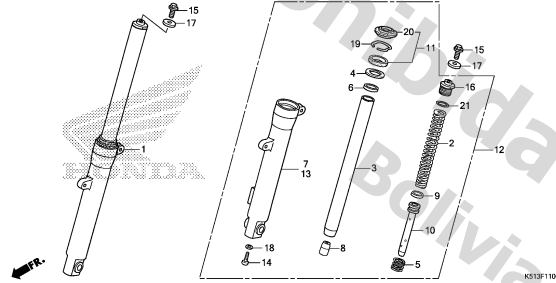
# FRAME GROUP

C 7

F-11

FRONT FORK

F11

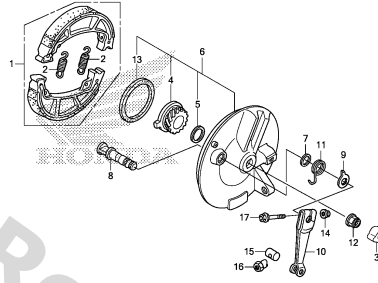


K513F1100

F-13

FRONT BRAKE PANEL

F14

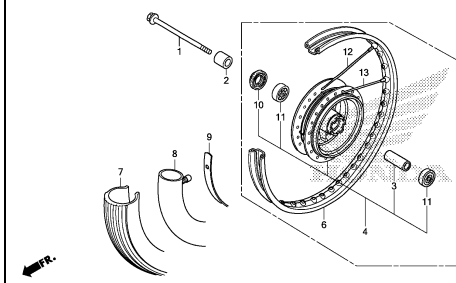


K513F1300

F-14-10

FRONT WHEEL(SPOKE)

F15

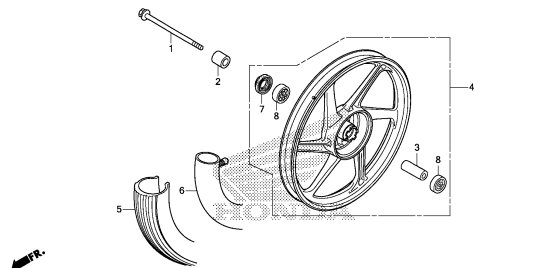


K513F1410

F-14-30

FRONT WHEEL(CAST)

F16

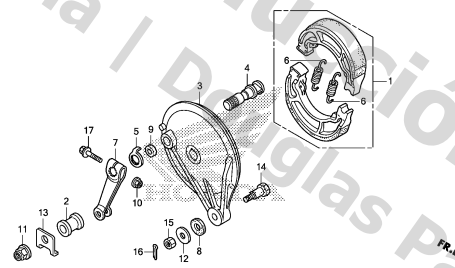


K513F1430

F-18

REAR BRAKE PANEL

G 1

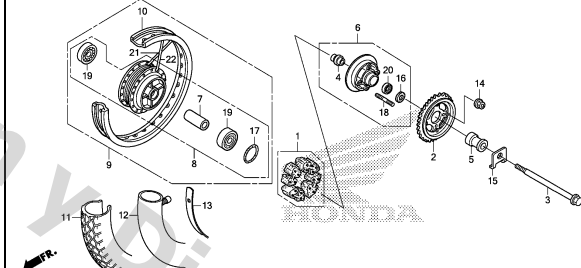


K513F1800

F-19-10

REAR WHEEL(SPOKE)

G 2

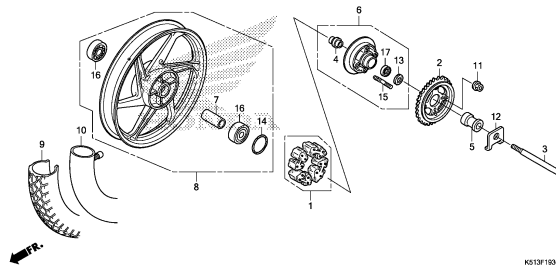


K513F1910

F-19-30

REAR WHEEL(CAST)

G 4

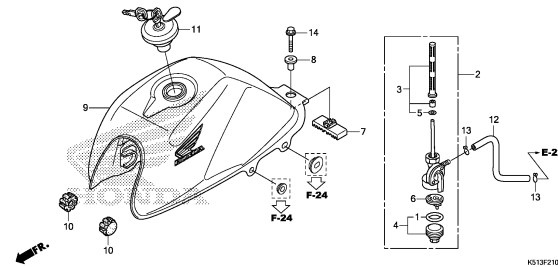


K513F1930

F-21

FUEL TANK

G 5

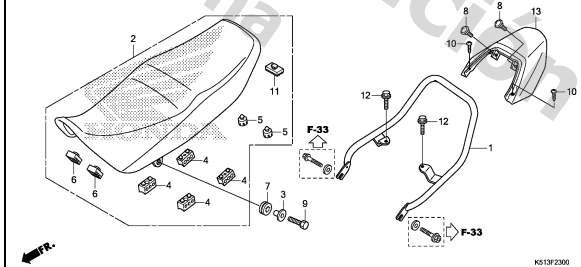


K513F2100

F-23

SEAT/REAR COWL

G 6



K513F2300

3

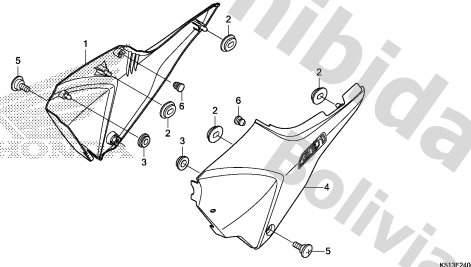
# FRAME GROUP

C 8

F-24

G 7

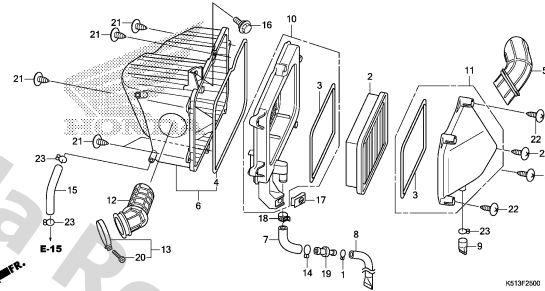
SIDE COVER



F-25

G 8

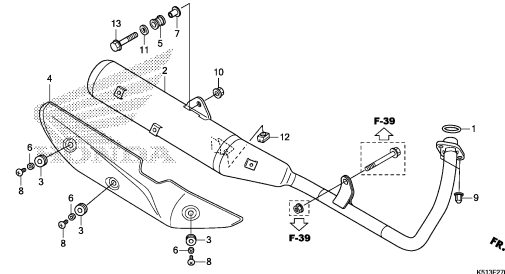
AIR CLEANER



F-27

G 9

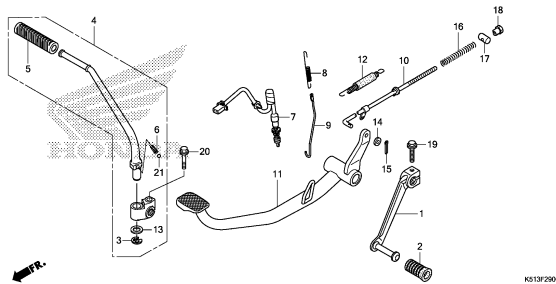
EXHAUST MUFFLER



F-29

G10

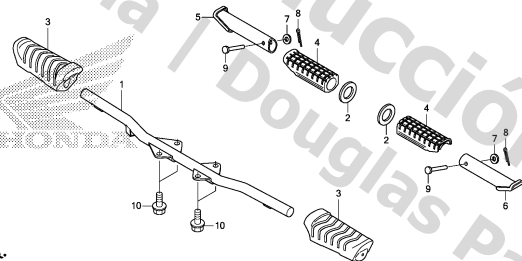
PEDAL/KICK STARTER



F-30

G11

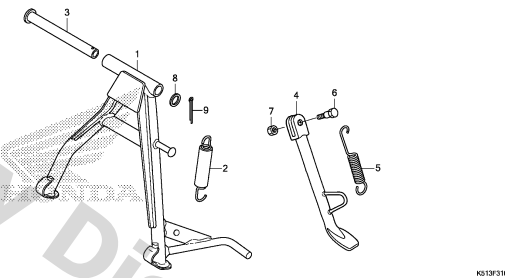
STEP



F-31

G12

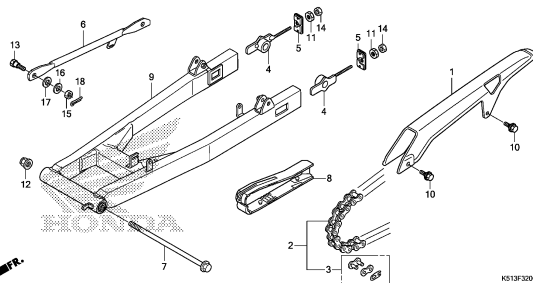
STAND



F-32

G13

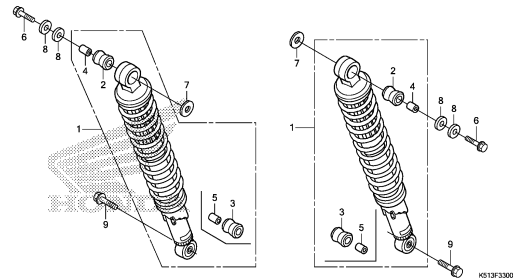
SWINGARM



F-33

G14

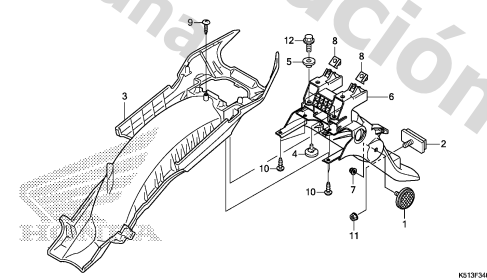
REAR CUSHION



F-34

G15

REAR FENDER



3

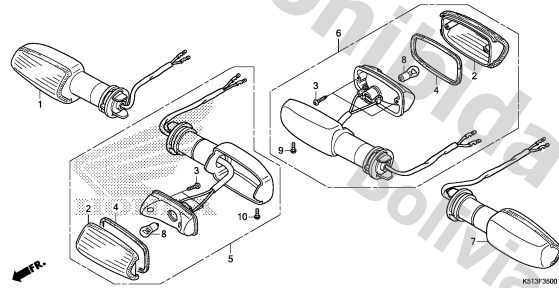
# FRAME GROUP

C 9

F-35

WINKER

G16

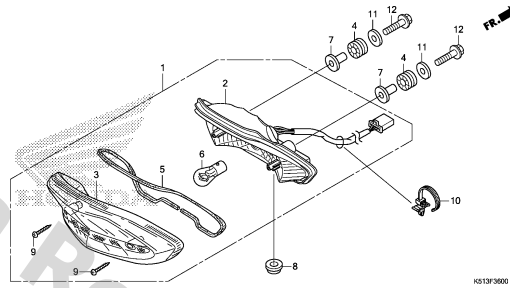


K513F3500

F-36

TAILLIGHT

H 1

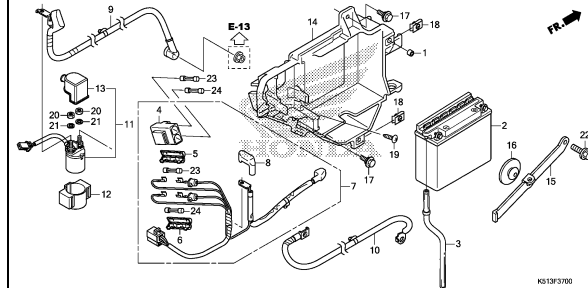


K513F3600

F-37

BATTERY

H 2

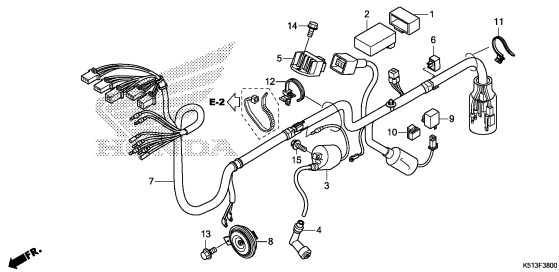


K513F3700

F-38

WIRE HARNESS(1)(AG,LA,3LA)

H 4

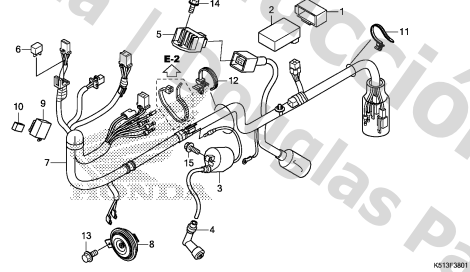


K513F3800

F-38-1

WIRE HARNESS(2)(CL,4LA)

H 5

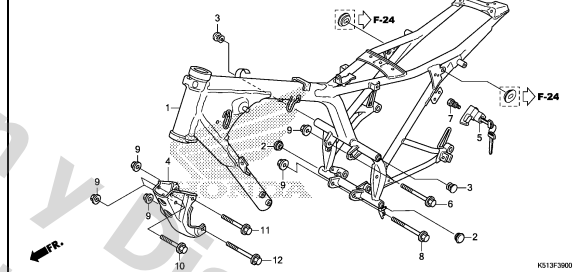


K513F3801

F-39

FRAME BODY

H 6

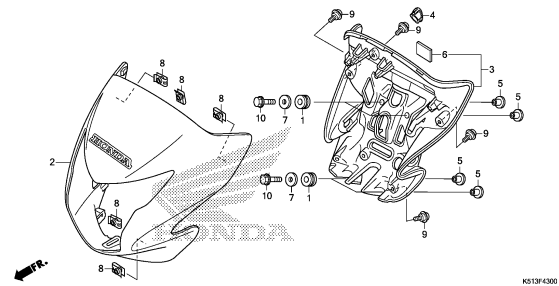


K513F3900

F-43

FRONT VISOR

H 7

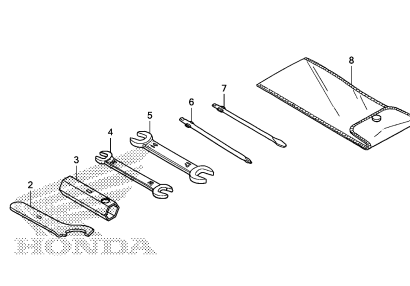


K513F4300

F-48

TOOLS

H 8

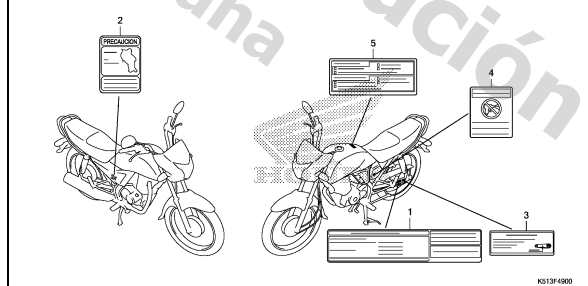


K513F4800

F-49

CAUTION LABEL

H 9



K513F4900

3

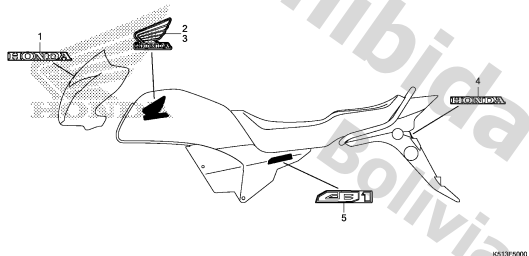
FRAME GROUP

C10

F-50

H10

MARK

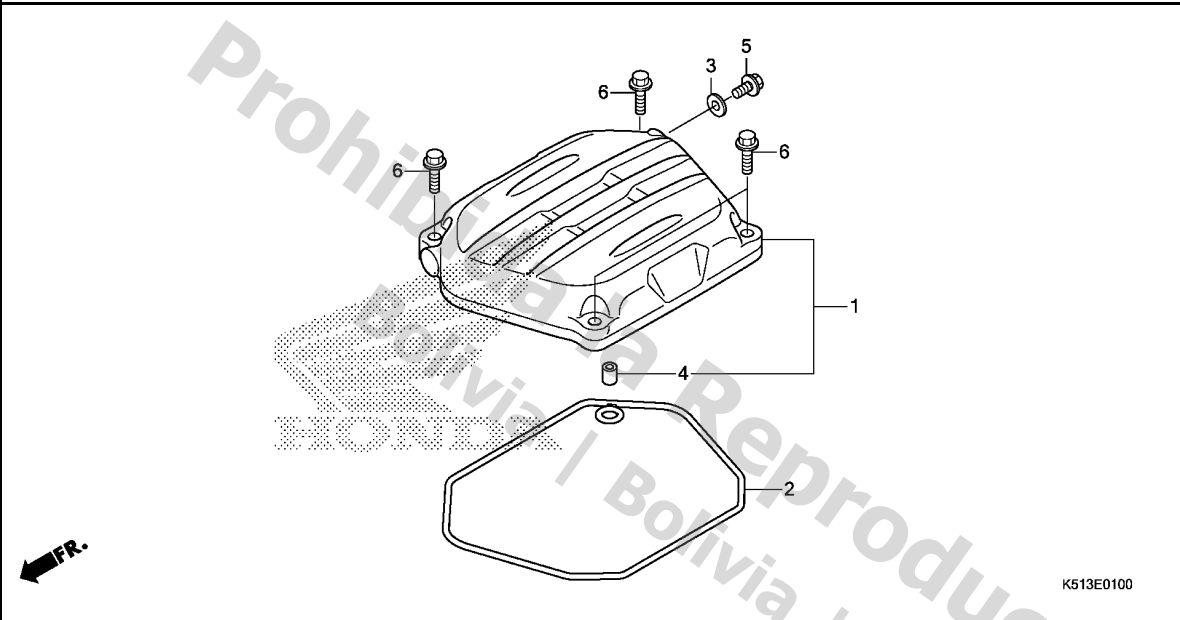


3

E-1

CYLINDER HEAD COVER

D 1



Ref. No.	L.O.N. (Relative ref. Number)	Description	F.R.T.
1	1111C4	COVER, CYLINDER HEAD .....	0.2
2	1111D2	GASKET, CYLINDER HEAD COVER ..	0.2

←FR.

K513E0100

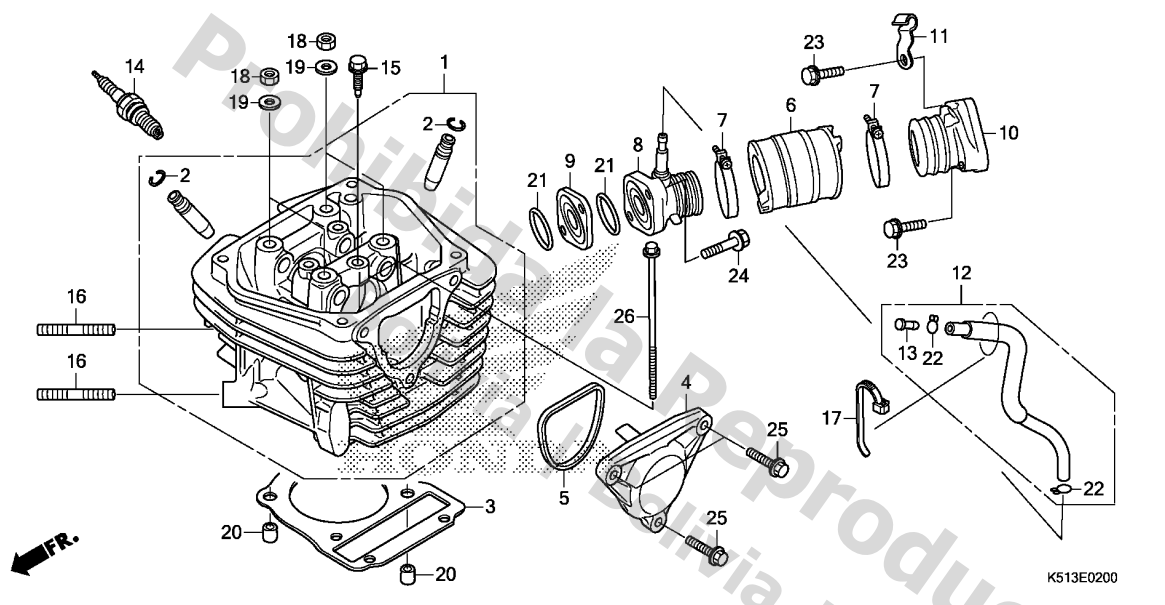
Ref. No.	Part No.	Description	Reqd. QTY CGX125WH F	Serial No.	Parts catalogue code
1	12310-K51-600	COVER COMP., CYLINDER HEAD ..	1		
2	12391-KYY-900	GASKET, HEAD COVER .....	1		
3	90463-KRM-840	WASHER, SEALING, 6.2X12X1.2 ..	1		
4	94301-08100	DOWEL PIN, 8X10 .....	1		
5	96001-06014-00	BOLT, FLANGE, 6X14 .....	1		
6	96001-06025-00	BOLT, FLANGE, 6X25 .....	4		

2

E-2

CYLINDER HEAD

D 2



Ref. No.	L.O.N.	(Relative ref. Number) Description	F.R.T.
1	111106	HEAD, CYLINDER ..... .INCLUDES: Engine removal and installation	2.6
3	111115	GASKET, CYLINDER HEAD ..... .INCLUDES: Engine removal and installation	1.7
4	1111D0	COVER, CYLINDER HEAD SIDE :LEFT ..... (8,9,21)	0.1
6	311131	INSULATOR, THROTTLE BODY/ CARBURETOR .....	0.4
10	111107	MANIFOLD, INTAKE .....	0.5
14	614130	PLUG, SPARK .....	0.1

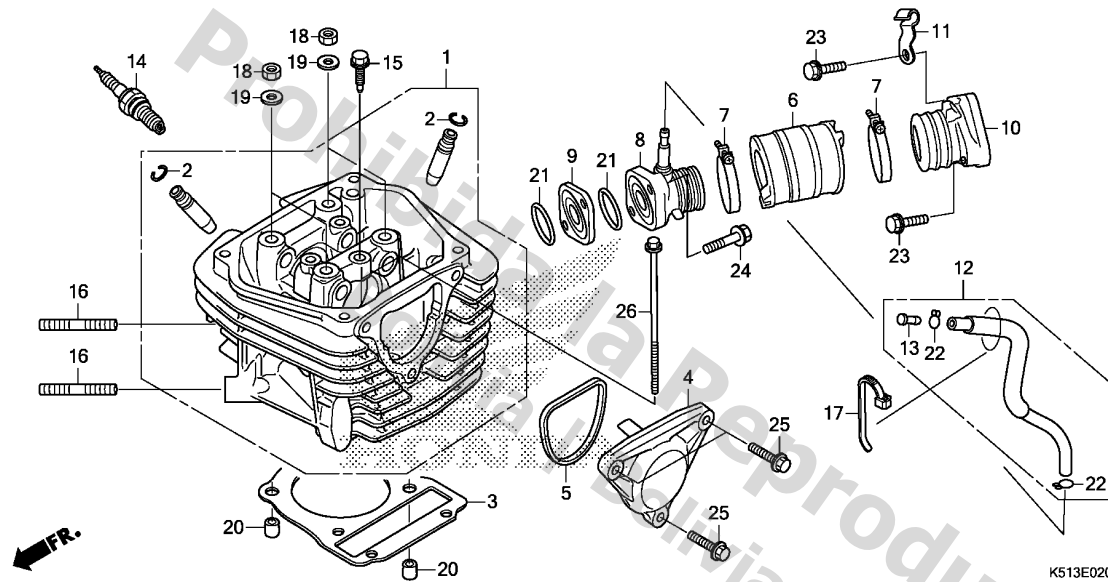
Ref. No.	Part No.	Description	Reqd. QTY CGX125WH F	Serial No.	Parts catalogue code
1	12200-K51-600	HEAD COMP., CYLINDER .....	1		
2	12206-KPL-900	CLIP, VALVE GUIDE .....	2		
3	12251-KYY-901	GASKET, CYLINDER HEAD .....	1		
4	12341-KYY-930	COVER, CYLINDER HEAD L. SIDE	1		
5	12395-KYY-900	GASKET, L. CYLINDER HEAD SIDE COVER	1		
6	16211-KYY-901	INSULATOR, CARBURETOR .....	1		
7	16217-KYY-900	BAND, INSULATOR .....	2		
8	17110-KYY-D00	PIPE COMP A, INLET .....	1		
9	17113-KYY-901	INSULATOR, INLET PIPE A .....	1		
10	17115-KYY-D00	PIPE B, INLET .....	1		
11	17116-KYY-740	CLAMPER, FUEL TUBE .....	1		
12	18611-KYY-970	TUBE ASSY., INTAKE .....	1		
13	18612-KYY-970	CAP, INTAKE .....	1		
14	31916-KPH-901	PLUG, SPARK (CPR6EA-9) (NGK) ..	1		
15	31917-KPH-901	PLUG, SPARK (CPR7EA-9) (NGK) ..	(1)		
15	90014-KYY-900	BOLT, SPECIAL, 6X21 .....	1		
16	90035-KRM-840	BOLT, STUD, 8X22 .....	2		
17	90111-GFC-J31	BAND, WIRE HARNESS .....	1		
18	90201-GCC-000	NUT, HEX., 7MM .....	4		
19	90401-GFM-900	WASHER, 7.2X16X2.5 .....	4		
20	90701-KVR-C00	DOWEL PIN, SPECIAL, 8X14 .....	2		
21	91313-KVR-C00	O-RING, 27X2.0 .....	2		
22	95002-02070	CLIP, TUBE (B7) .....	2		
23	95701-06022-00	BOLT, FLANGE, 6X22 .....	2		

2

E-2

CYLINDER HEAD

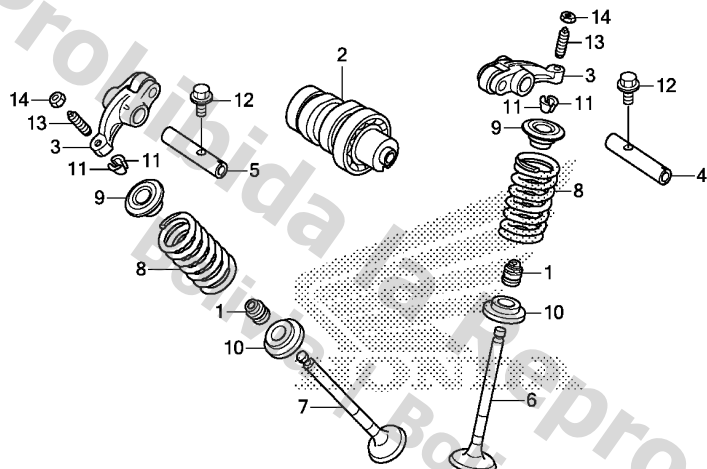
D 3



Ref. No.	Part No.	Description	Reqd. QTY CGX125WH F	Serial No.	Parts catalogue code
24	95701-06030-00	BOLT, FLANGE, 6X30 .....	2		
25	96001-06025-00	BOLT, FLANGE, 6X25 .....	3		
26	96001-06110-00	BOLT, FLANGE, 6X110 .....	2		

2





FR.

K513E0300

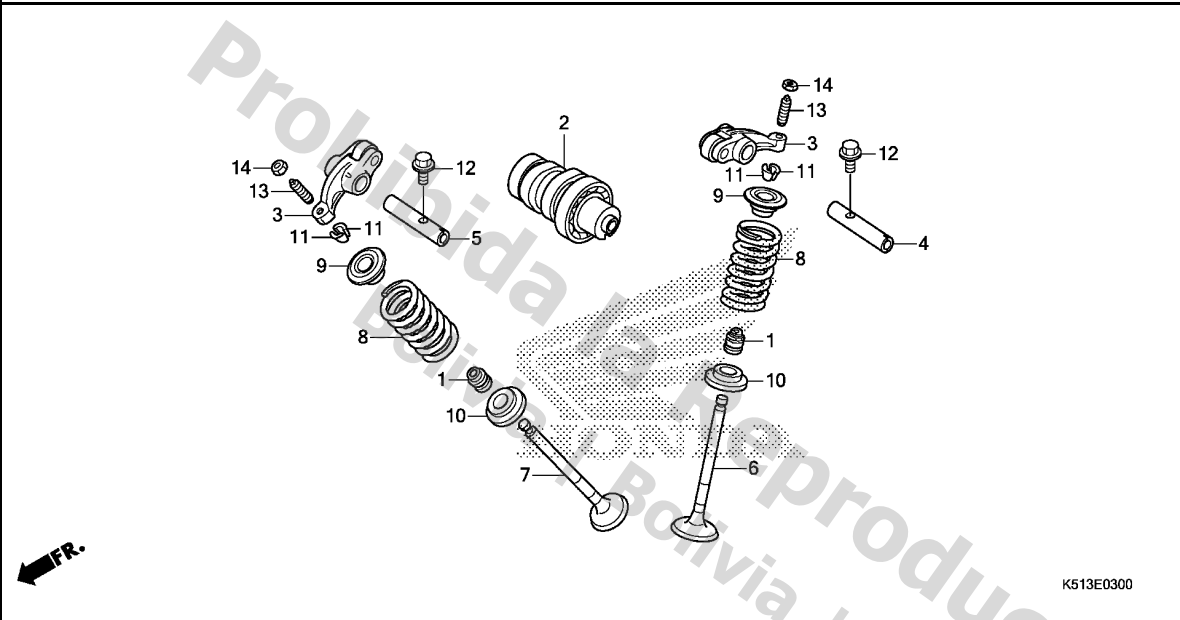
Ref. No.	L.O.N.	(Relative ref. Number) Description	F.R.T.
2	111118	CAMSHAFT ..... .INCLUDES: Valve adjustment (4,5)	0.7
3	1111K8	ARM, INTAKE VALVE ROCKER(ONE) .INCLUDES: Engine removal and installation	1.9
	1111K9	ARM, EXHAUST VALVE ROCKER(ONE) .INCLUDES: Engine removal and installation	1.9
	1111L8	ARM, VALVE ROCKER :FOR 1 VEHICLE ..... .INCLUDES: Valve adjustment	1.9
6	1111N0	VALVE, INTAKE(ONE) ..... .INCLUDES: Engine removal and installation	2.2
7	1111N1	VALVE, EXHAUST(ONE) ..... .INCLUDES: Engine removal and installation	2.2
+	1111P0	VALVE :FOR 1 VEHICLE ..... .INCLUDES: Refacing	2.4

Ref. No.	Part No.	Description	Reqd. QTY	Serial No.	Parts catalogue code
			CGX125WH F		
1	12209-GB4-681	SEAL, VALVE STEM(NOK) .....	2		
	12209-GB4-682	SEAL, VALVE STEM(ARAI) .....	2		
2	14100-KYY-900	CAMSHAFT COMP. ....	1		
3	14430-K09-C00	ARM COMP., IN. VALVE ROCKER (IN./EX.) .....	2		
	14430-KYY-930	(IN./EX.) .....	2		
4	14451-KYY-900	SHAFT, IN. ROCKER ARM .....	1		
5	14452-KYY-900	SHAFT, EX. ROCKER ARM .....	1		
6	14711-KWB-600	VALVE, IN. ....	1		
7	14721-KVY-900	VALVE, EX. ....	1		
8	14751-GGC-900	SPRING, VALVE .....	2		
9	14771-GB4-680	RETAINER, VALVE SPRING .....	2		
10	14775-GGC-900	SEAT, VALVE SPRING .....	2		
11	14781-KSY-900	COTTER, VALVE .....	4		
12	90002-KRM-840	BOLT, FLANGE, 5X14 .....	2		
13	90012-KYY-900	SCREW, TAPPET ADJUSTING .....	2		
14	90206-001-000	NUT, TAPPET ADJUSTING .....	2		

E-3

CAMSHAFT/VALVE

D 5

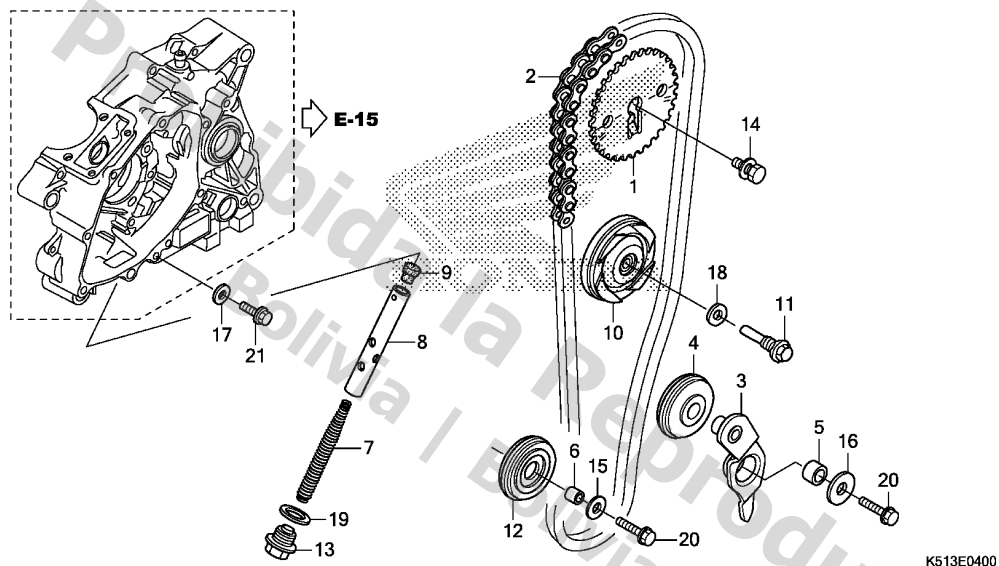


FR.

K513E0300

Ref. No.	L.O.N.	(Relative ref. Number) Description	F.R.T.
+ 7		.INCLUDES: Engine removal and installation	
8		.INCLUDES: Refacing (1,9,10,11)	
1111P2		INTAKE VALVE SPRING AND/OR STEM SEAL(ONE) .....	2.0
		.INCLUDES: Engine removal and installation	
1111P3		EXHAUST VALVE SPRING AND/OR STEM SEAL(ONE) .....	2.0
		.INCLUDES: Engine removal and installation	
1111Q2		VALVE SPRING AND/OR STEM SEAL :FOR 1 VEHICLE .....	2.1
		.INCLUDES: Engine removal and installation	

2



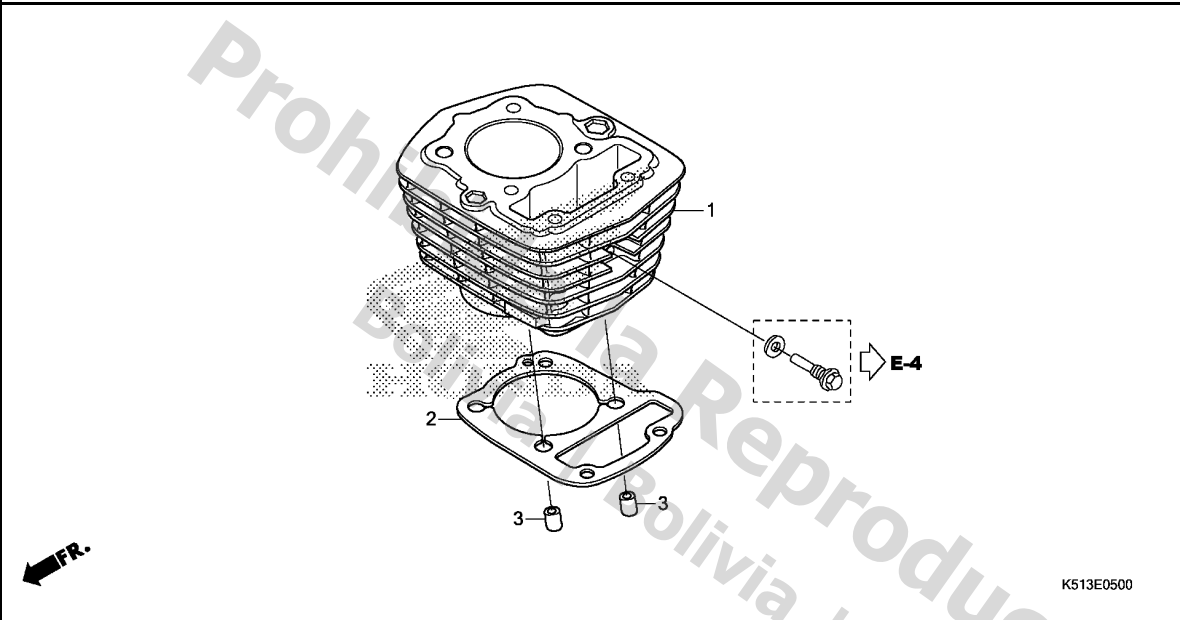
Ref. No.	L.O.N.	(Relative ref. Number) Description	F.R.T.
1	1111Q4	SPROCKET, CAM .....	0.5
2	110140	CHAIN, CAM .....	0.9
3	111151	ARM, CAM CHAIN TENSIONER .....	0.4
4	111148	ROLLER(S), CAM CHAIN TENSIONER .....	0.4
7	111136	SPRING, CAM CHAIN TENSIONER ..	0.1
8	1111Q3	ROD, CAM CHAIN TENSIONER PUSH	0.2
10	1111G4	ROLLER, CAM CHAIN GUIDE .....	0.4
12	1111J0	SPROCKET, CAM CHAIN GUIDE ....	0.4

Ref. No.	Part No.	Description	Reqd. QTY CGX125WH F	Serial No.	Parts catalogue code
1	14321-KYY-900	SPROCKET, CAM(32T) .....	1		
2	14401-KYY-901	CHAIN, CAM(90L) .....	1		
3	14500-KYY-900	ARM COMP., CAM CHAIN TENSIONER	1		
4	14502-KYY-901	ROLLER, CAM CHAIN TENSIONER -	1		
5	14531-KYY-900	COLLAR, CAM CHAIN TENSIONER -	1		
6	14532-KWS-900	COLLAR, CAM CHAIN ROLLER ....	1		
7	14541-GB4-681	SPRING, CAM CHAIN TENSIONER -	1		
8	14550-KYY-900	PUSH ROD COMP., TENSIONER ...	1		
9	14566-086-030	HEAD, CAM CHAIN TENSIONER PUSH ROD	1		
10	14610-KYY-901	ROLLER COMP., CAM CHAIN GUIDE	1		
11	14615-KFL-850	PIN, GUIDE ROLLER .....	1		
12	14670-KYY-901	ROLLER COMP., CAM CHAIN GUIDE	1		
13	90081-035-000	BOLT, SEALING, 14MM .....	1		
14	90082-KYY-900	BOLT, WASHER, 8X22 .....	1		
15	90401-KYY-900	WASHER, PLAIN, 6.5X15 .....	1		
16	90404-KYY-900	WASHER, 6.5X26X2.3 .....	1		
17	90463-KRM-840	WASHER, SEALING, 6.2X12X1.2 -	1		
18	90475-KWB-600	WASHER, 8MM .....	1		
19	90544-KFO-000	WASHER, SEALING, 14MM .....	1		
20	95701-06025-00	BOLT, FLANGE, 6X25 .....	2		
21	96001-06014-00	BOLT, FLANGE, 6X14 .....	1		

E-5

CYLINDER

D 7



Ref. No.	L.O.N.	(Relative ref. Number) Description	F.R.T.
1	1111A5	CYLINDER ..... .INCLUDES: Engine removal and installation	1.9
2	111102	GASKET, CYLINDER ..... .INCLUDES: Engine removal and installation	1.8

Ref. No.	Part No.	Description	Reqd. QTY CGX125WH F	Serial No.	Parts catalogue code
----------	----------	-------------	----------------------------	------------	----------------------

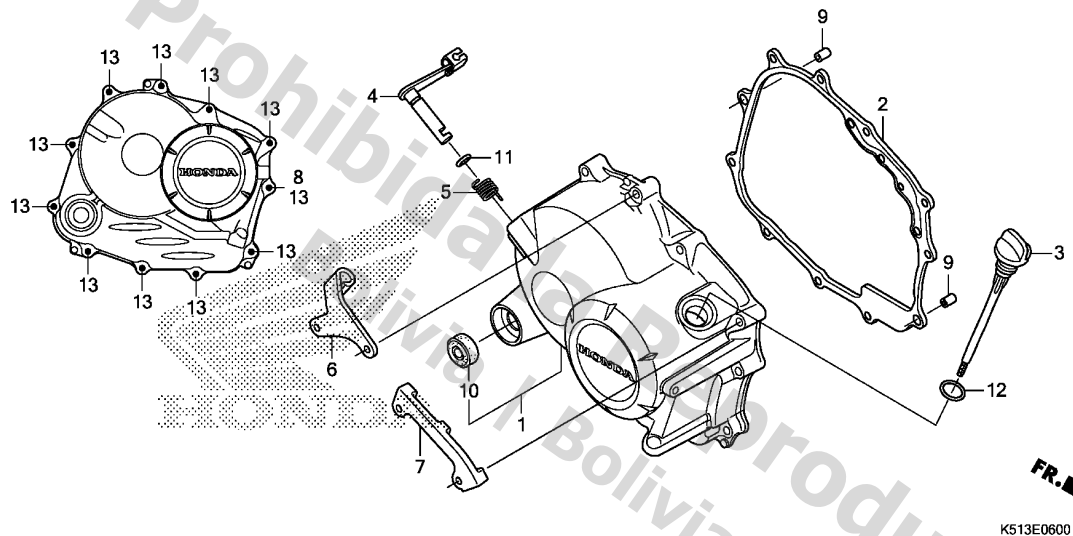
1	12100-KYY-930	CYLINDER COMP. ....	1		
2	12191-KYY-900	GASKET, CYLINDER ....	1		
3	90701-KVR-C00	DOWEL PIN, SPECIAL, 8X14 ....	2		

2

E-6

RIGHT CRANKCASE COVER

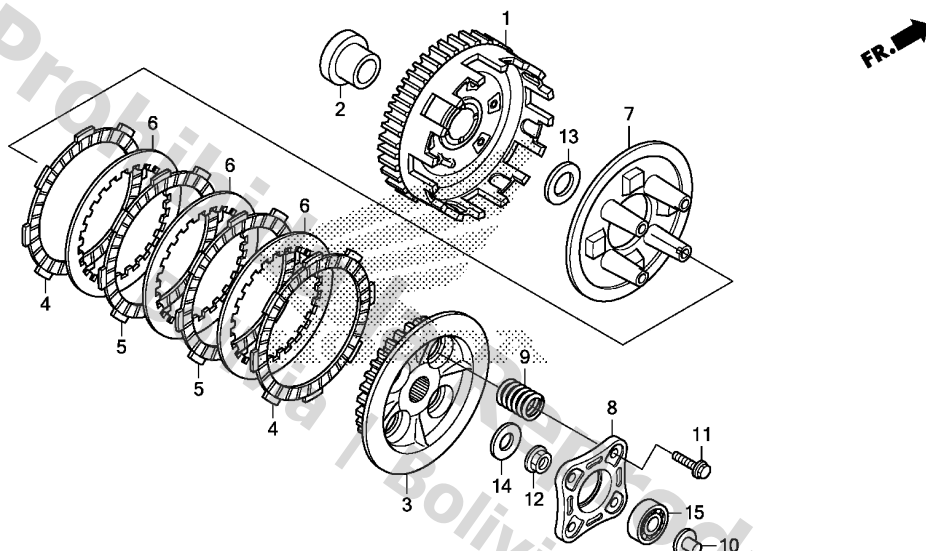
D 8



Ref. No.	L.O.N.	(Relative ref. Number) Description	F.R.T.
1	110159	COVER, CRANKCASE :RIGHT .....	0.4
2	110158	GASKET, CRANKCASE COVER :RIGHT (5)	0.3
4	2121A7	LEVER, CLUTCH .....	0.4
10	112105	OIL SEAL, KICK STARTER SPINDLE	0.3

K513E0600

Ref. No.	Part No.	Description	Reqd. QTY CGX125WH F	Serial No.	Parts catalogue code
1	11330-KYY-H00	COVER COMP., R. CRANKCASE ...	1		
2	11394-KWS-901	GASKET, R. CRANKCASE COVER ..	1		
3	15651-KWS-900	GAUGE, OIL LEVEL .....	1		
4	22810-KYY-900	LEVER COMP., CLUTCH .....	1		
5	22815-166-000	SPRING, CLUTCH LEVER .....	1		
6	22821-KYY-900	RECEIVER, CLUTCH CABLE .....	1		
7	31124-KYY-900	CLAMPER, STARTER CABLE .....	1		
8	90463-KRM-840	WASHER, SEALING, 6.2X12X1.2 ..	1		
9	90702-KRM-840	DOWEL PIN, 8X14 .....	2		
10	91204-KSP-911	OIL SEAL, 16X28X7 .....	1		
	91205-KYY-901	.....	1		
11	91303-KYY-900	O-RING, 8.8X1.9 .....	1		
12	91307-035-000	O-RING, 18X3 .....	1		
13	96001-06035-00	BOLT, FLANGE, 6X35 .....	11		



K513E0800

Ref. No.	L.O.N.	(Relative ref. Number) Description	F.R.T.
1	2121A0	OUTER, CLUTCH .....	0.7
3	212112	CENTER, CLUTCH .....	0.7
4	2121A1	(5,6) DISC, CLUTCH FRICTION .....	0.7
		.NOTE: Same time for two units or more	
7	2121A3	PLATE, CLUTCH PRESSURE .....	0.7
8	2121A4	PLATE, CLUTCH LIFTER .....	0.4
9	212107	SPRING, CLUTCH .....	0.4
		.NOTE: Same time for two units or more	
10	2121B6	ROD, CLUTCH LIFTER .....	0.3
15	2121B4	BEARING, CLUTCH LIFTER .....	0.4

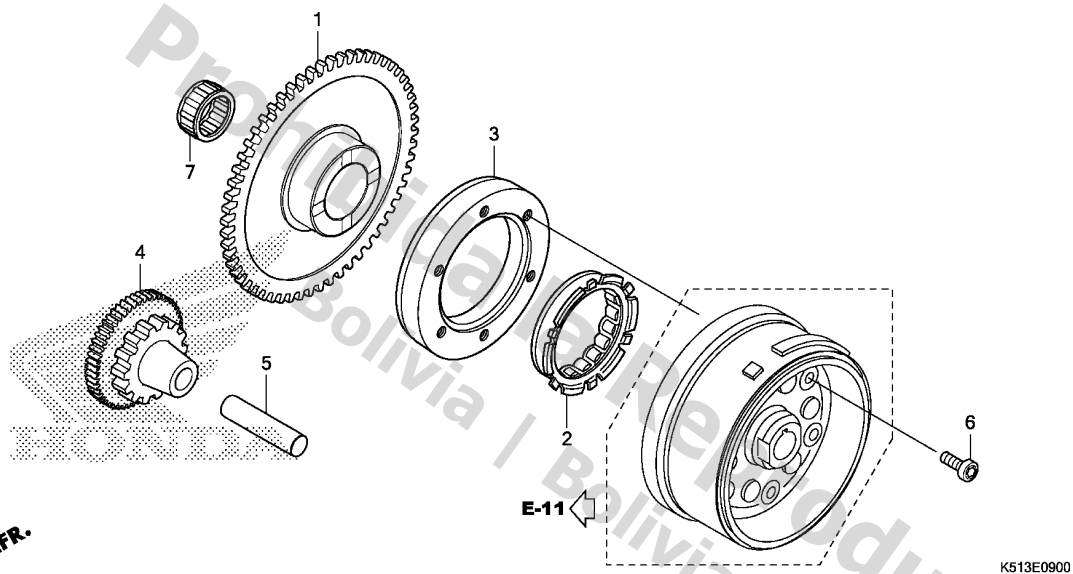
Ref. No.	Part No.	Description	Reqd. QTY CGX125WH F	Serial No.	Parts catalogue code
1	22100-KYY-D01	OUTER COMP., CLUTCH .....	1		
2	22115-KWS-900	GUIDE, CLUTCH OUTER .....	1		
3	22120-KYY-D01	CENTER, CLUTCH .....	1		
4	22201-KBW-900	DISK, CLUTCH FRICTION .....	2		
5	22201-KTT-900	DISK, CLUTCH FRICTION .....	2		
6	22321-KWB-601	PLATE, CLUTCH .....	3		
7	22355-KYY-D01	PLATE, CLUTCH PRESSURE .....	1		
8	22361-KFM-900	PLATE, CLUTCH LIFTER .....	1		
9	22401-KYY-901	SPRING, CLUTCH .....	4		
10	22847-KCC-900	ROD, CLUTCH LIFTER .....	1		
11	90050-KFL-850	BOLT, SPECIAL FLANGE, 6X25 ..	4		
12	90202-KRM-840	NUT, SPECIAL FLANGE, 14MM ..	1		
13	90403-KPH-900	WASHER, THRUST, 17MM .....	1		
14	90432-KPT-A00	WASHER, 14.2X26X3 .....	1		
15	96100-62000-00	BEARING, RADIAL BALL, 6200 ..	1		



E-9

STARTING CLUTCH

D10



Ref. No.	L.O.N.	(Relative ref. Number) Description	F.R.T.
1		(7)	
612120		GEAR, STARTER DRIVEN .....	0.4
3		(2)	
612131		OUTER, STARTING CLUTCH .....	0.5
4		612125 GEAR, STARTER REDUCTION .....	0.4

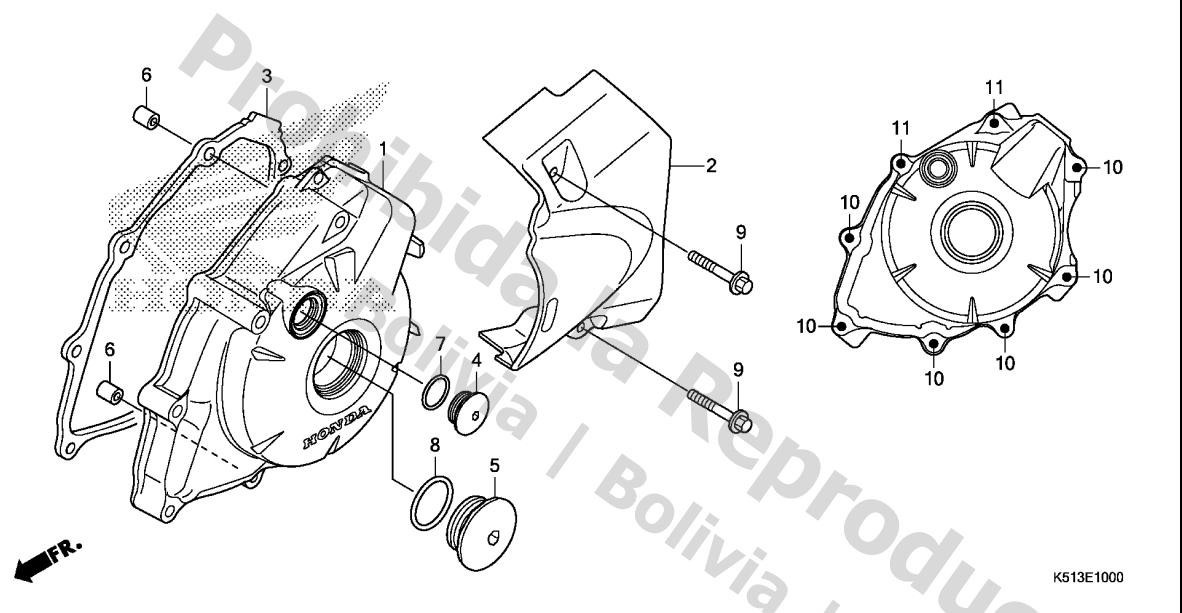
Ref. No.	Part No.	Description	Reqd. QTY CGX125WH F	Serial No.	Parts catalogue code
1	28111-KYY-901	GEAR, STARTER DRIVEN(58T) ...	1		
2	28120-KYA-901	CLUTCH, ONE WAY .....	1		
3	28128-KVC-900	OUTER, STARTING CLUTCH .....	1		
4	28131-KYY-900	GEAR, STARTER REDUCTION (13T/43T)	1		
5	28132-KWS-900	SHAFT, REDUCTION GEAR .....	1		
6	90085-KTC-920	BOLT, SOCKET, 6X14 .....	6		
7	91011-KYY-901	BEARING, NEEDLE, 21X27X18(NRB)	1		

2

E-10

LEFT CRANKCASE COVER

D11

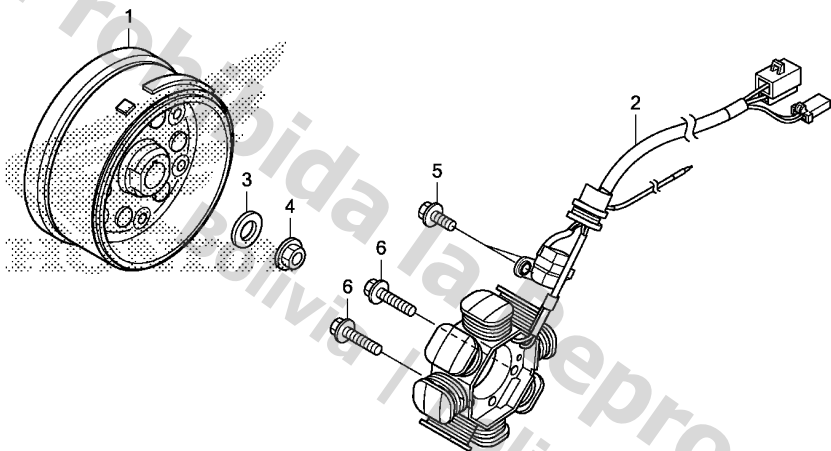


Ref. No.	L.O.N.	(Relative ref. Number) Description	F.R.T.
1	1101A6	COVER, CRANKCASE :LEFT .....	0.4
2	1101B0	COVER, CRANKCASE :LEFT REAR ..	0.1
3	1101A3	GASKET, CRANKCASE COVER :LEFT	0.3

Ref. No.	Part No.	Description	Reqd. QTY CGX125WH F	Serial No.	Parts catalogue code
1	11341-KYY-A00	COVER, L. CRANKCASE .....	1		
2	11360-KYY-970	COVER COMP., L. RR. ....	1		
3	11395-KWS-900	GASKET, L. CRANKCASE COVER ..	1		
4	90084-KTT-900	CAP, 14MM .....	1		
5	90087-KRM-840	CAP, 32MM .....	1		
6	90702-KRM-840	DOWEL PIN, 8X14 .....	2		
7	91303-KRM-840	O-RING, 13.8X2.5 .....	1		
8	91305-KYY-900	O-RING, 31.7X2.4 .....	1		
9	96001-06030-00	BOLT, FLANGE, 6X30 .....	2		
10	96001-06035-00	BOLT, FLANGE, 6X35 .....	6		
11	96001-06060-00	BOLT, FLANGE, 6X60 .....	2		

2





K513E1100

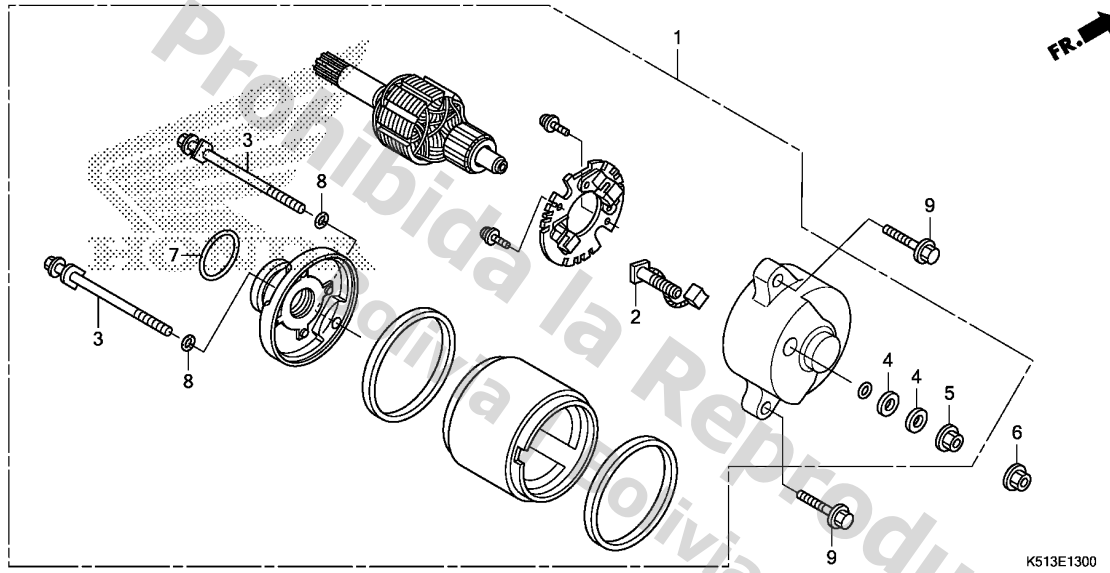
Ref. No.	L.O.N.	(Relative ref. Number) Description	F.R.T.
1	613105	ROTOR OR FLYWHEEL .....	0.5
2	6131A3	STATOR .....	0.6

Ref. No.	Part No.	Description	Reqd. QTY CGX125WH F	Serial No.	Parts catalogue code
1	31110-K51-601	FLYWHEEL COMP. ....	1		
2	31120-K51-601	STATOR COMP. ....	1		
3	90439-GFM-970	WASHER, 12X24X2.3 .....	1		
4	94050-12000	NUT, FLANGE, 12MM .....	1		
5	96001-06016-00	BOLT, FLANGE, 6X16 .....	2		
6	96001-06022-00	BOLT, FLANGE, 6X22 .....	3		

E-13

STARTER MOTOR

D13



Ref. No.	L.O.N.	(Relative ref. Number) Description	F.R.T.
1		(7)	
612105		MOTOR, STARTING .....	0.4
2		6121A4 TERMINAL, BRUSH(STARTER) .....	0.6

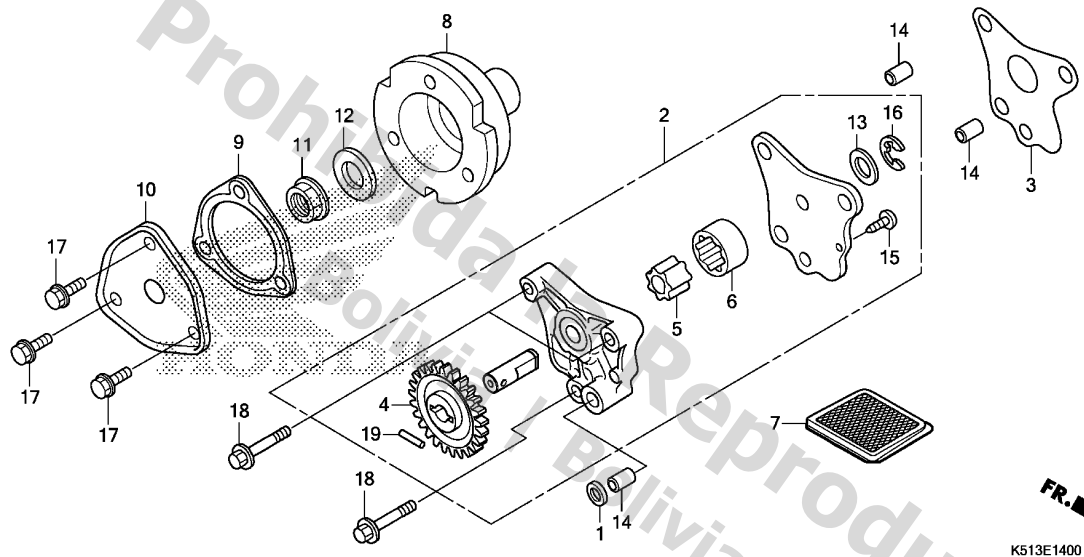
Ref. No.	Part No.	Description	Reqd. QTY CGX125WH F	Serial No.	Parts catalogue code
1	31200-KYY-931	MOTOR ASSY., STARTER .....	1		
2	31201-KYY-931	BRUSH SET, TERMINAL .....	1		
3	31205-KYY-931	BOLT, SETTING .....	2		
4	31209-KYY-931	COLLAR .....	2		
5	90071-KYY-931	NUT-WASHER, 6MM .....	1		
6	90071-MB0-000	NUT-WASHER, 6MM .....	1		
7	91309-KYY-931	O RING, 24.4X3.1 .....	1		
8	91320-KYY-931	O-RING .....	2		
9	95701-06025-00	BOLT, FLANGE, 6X25 .....	2		

2

E-14

OIL PUMP

D14



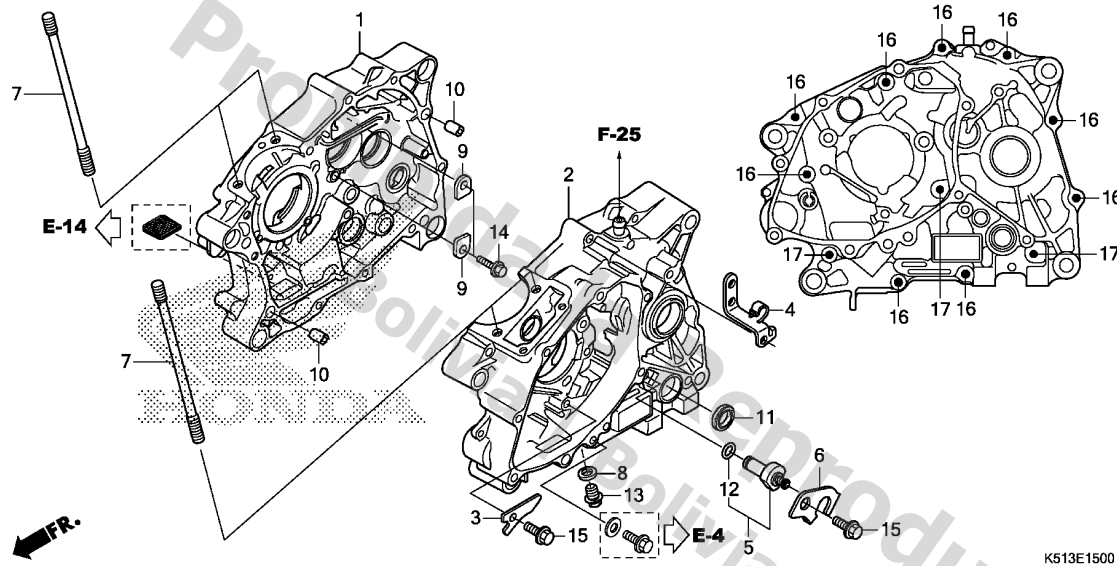
Ref. No.	L.O.N.	(Relative ref. Number) Description	F.R.T.
2		(3)	
113105		PUMP ASSY., OIL .....	0.4
5		(6)	
1131C7		ROTOR, OIL PUMP .....	0.5
7		1131B5 SCREEN, OIL FILTER .....	0.3
8		1101L0 ROTOR, OIL FILTER .....	0.5
10		(9)	
1101L1		CAP, OIL FILTER ROTOR .....	0.4

Ref. No.	Part No.	Description	Reqd. QTY	Serial No.	Parts catalogue code
			CGX125WH F		
1	12396-KRM-840	GASKET B, HEAD COVER .....	1		
2	15100-KYY-900	OIL PUMP ASSY. ....	1		
3	15119-KWS-901	GASKET, OIL PUMP .....	1		
4	15133-KYY-900	GEAR, OIL PUMP DRIVEN(23T) ..	1		
5	15331-KYY-900	ROTOR, OIL PUMP INNER .....	1		
6	15332-KYY-900	ROTOR, OIL PUMP OUTER .....	1		
7	15421-KSP-910	SCREEN, OIL FILTER .....	1		
8	15431-K08-900	ROTOR, OIL FILTER .....	1		
9	15439-KWS-901	GASKET, OIL FILTER COVER ....	1		
10	15441-KWS-900	COVER, OIL FILTER .....	1		
11	90202-KRM-840	NUT, SPECIAL FLANGE, 14MM ...	1		
12	90432-KPT-A00	WASHER, 14.2X26X3 .....	1		
13	90455-KWS-900	WASHER, 9.2MM .....	1		
14	90702-KRM-840	DOWEL PIN, 8X14 .....	3		
15	93901-34120	SCREW, TAPPING, 4X8 .....	1		
16	94540-06018	E-RING, 6MM .....	1		
17	95701-06014-00	BOLT, FLANGE, 6X14 .....	3		
18	96001-06035-00	BOLT, FLANGE, 6X35 .....	3		
19	96220-30158	ROLLER, 3X15.8 .....	1		

# E-15

# CRANKCASE

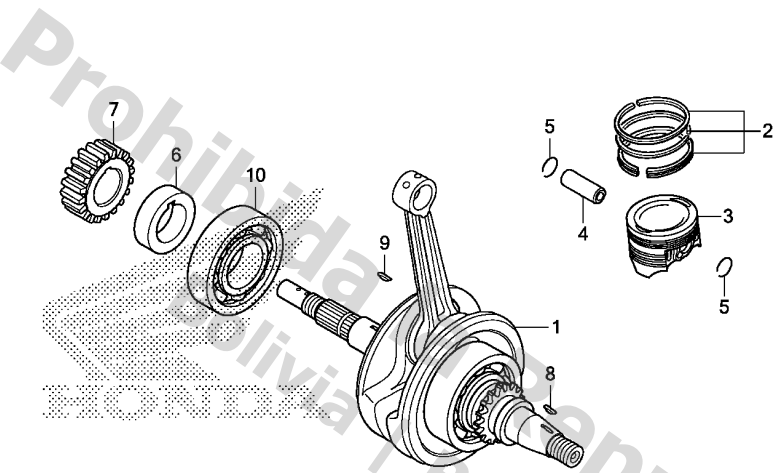
# D15



Ref. No.	L.O.N.	(Relative ref. Number) Description	F.R.T.
1	110120	CRANKCASE :RIGHT ..... .INCLUDES: Engine removal and installation	4.2
2	110115	CRANKCASE :LEFT ..... .INCLUDES: Engine removal and installation	3.9
	1101A2	CRANKCASE :BOTH ..... .INCLUDES: Engine removal and installation	4.8
5	6151B8	(12) SWITCH, NEUTRAL .....	0.3
11	1101F9	OIL SEAL, GEARSHIFT SPINDLE ..	0.8

Ref. No.	Part No.	Description	Reqd. QTY CGX125WH F	Serial No.	Parts catalogue code
1	11100-KYY-A00	CRANKCASE COMP., R. ....	1		
2	11200-KYY-A00	CRANKCASE COMP., L. ....	1		
3	11218-KWS-900	PLATE, OIL STOPPER .....	1		
4	32699-KYY-900	CLAMPER A, HARNESS .....	1		
5	35750-KYY-901	CONTACT, NEUTRAL SWITCH .....	1		
6	35755-KYY-900	PLATE, CONTACT FIXING .....	1		
7	90031-KYY-900	BOLT, CYLINDER STUD .....	4		
8	90407-259-000	PACKING, DRAIN COCK, 12.5X20	1		
9	90441-KRM-840	PLATE, BEARING HOLDER .....	2		
10	90703-KWS-900	DOWEL PIN, 10X14 .....	2		
11	91203-KSP-911	OIL SEAL, 14X22X5 (ARAI) .....	1		
	91203-KYY-901	OIL SEAL, 14X22X5 .....	1		
12	91312-107-000	O-RING, 7X1.7 .....	1		
13	92800-12000	BOLT, DRAIN PLUG, 12MM .....	1		
14	95701-06016-00	BOLT, FLANGE, 6X16 .....	2		
15	96001-06014-00	BOLT, FLANGE, 6X14 .....	2		
16	96001-06040-00	BOLT, FLANGE, 6X40 .....	9		
17	96001-06060-00	BOLT, FLANGE, 6X60 .....	3		



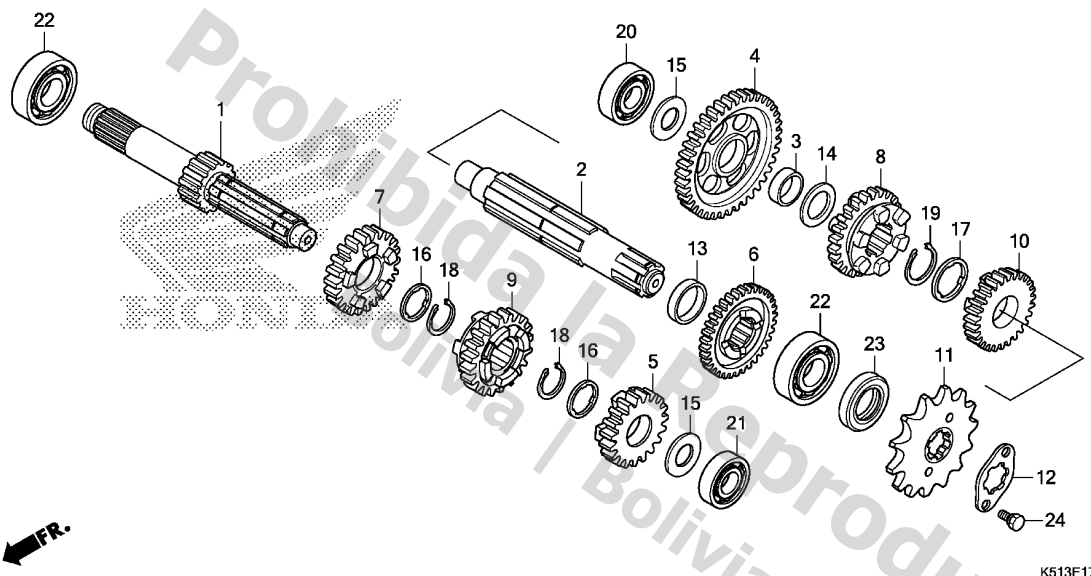


FR.

K513E1600

Ref. No.	L.O.N.	(Relative ref. Number) Description	F.R.T.
1	1101B5	CRANKSHAFT ..... .INCLUDES: Engine removal and installation (2,4,5)	3.4
3	111103	PISTON RING AND/OR PISTON(ONE) ..... .INCLUDES: Engine removal and installation	2.1
10	1101B7	BEARING, CRANKSHAFT :RIGHT ... .INCLUDES: Engine removal and installation	3.4

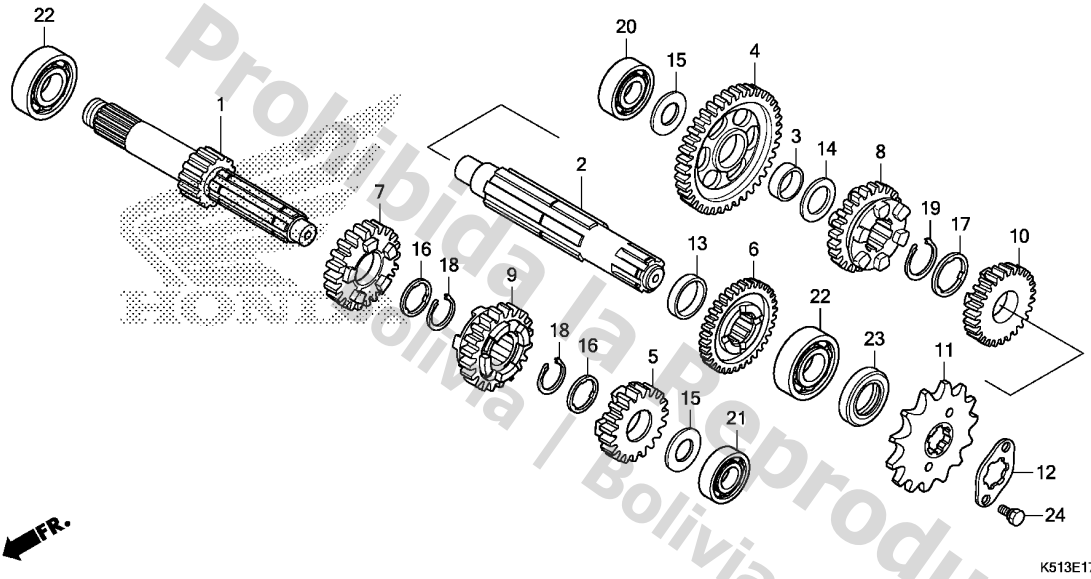
Ref. No.	Part No.	Description	Reqd. QTY CGX125WH F	Serial No.	Parts catalogue code
1	13000-KYY-900	CRANKSHAFT COMP. ....	1		
	13000-KYY-B60	.....	1		
2	13011-KYY-900	RING SET, PISTON(STD.) ....	1		
	13021-KYY-900	RING SET, PISTON(0.25) ....	(1)		
	13031-KYY-900	RING SET, PISTON(0.50) ....	(1)		
3	13101-KYY-900	PISTON(STD.) ....	1		
	13102-KYY-900	PISTON(0.25) ....	(1)		
	13103-KYY-900	PISTON(0.50) ....	(1)		
4	13111-KWS-900	PIN, PISTON ....	1		
5	13115-KWS-900	CLIP, PISTON PIN, 12MM ....	2		
6	13412-KWS-900	COLLAR, PRIMARY DRIVE GEAR ..	1		
7	23121-KYY-900	GEAR, PRIMARY DRIVE(20T) ....	1		
8	90741-003-010	KEY, WOODRUFF, 4MM ....	1		
9	90741-KGH-900	KEY, WOODRUFF, 4MM ....	1		
10	91001-KWS-901	BEARING, RADIAL BALL, 63/22 (NSK)	1		
	91001-KYY-901	BEARING, RADIAL BALL, 63/22 ..	1		



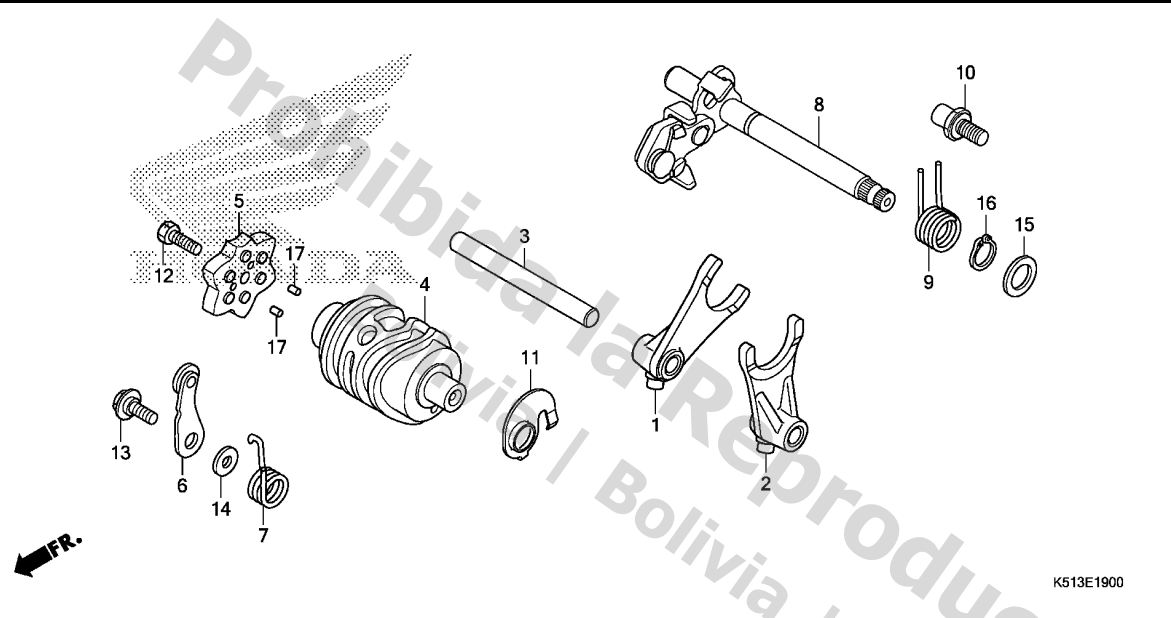
Ref. No.	L.O.N.	(Relative ref. Number) Description	F.R.T.
1	210141	(5,7,9) MAINSHAFT, TRANSMISSION ..... .INCLUDES: Engine removal and installation	3.5
	210141A	.Replace countershaft add ....	0.2
2	210142	(4,6,8,10) COUNTERSHAFT, TRANSMISSION ... .INCLUDES: Engine removal and installation	3.5
	210142A	.Replace mainshaft add .....	0.2
11	213135	SPROCKET, DRIVE .....	0.2
20	2101C8	BEARING, COUNTERSHAFT :RIGHT - .INCLUDES: Engine removal and installation	3.5
21	2101C2	BEARING, MAINSHAFT :LEFT ..... .INCLUDES: Engine removal and installation	3.5
22	2101C5	BEARING, MAINSHAFT :RIGHT .... .INCLUDES: Engine removal and installation	3.5
	2101C6	BEARING, MAINSHAFT :BOTH ..... .INCLUDES: Engine removal and installation	3.7
+	2101C7	BEARING, COUNTERSHAFT :LEFT ..	3.5

Ref. No.	Part No.	Description	Reqd. QTY	Serial No.	Parts catalogue code
			CGX125WH F		
1	23211-KYY-900	MAINSHAFT(11T) .....	1		
2	23221-KYY-900	COUNTERSHAFT .....	1		
3	23415-KPH-900	BUSH, 15MM .....	1		
4	23421-KYY-900	GEAR, COUNTERSHAFT FIRST(35T)	1		
5	23431-KYY-900	GEAR, MAINSHAFT SECOND(17T) -	1		
6	23441-KYY-900	GEAR, COUNTERSHAFT SECOND(29T)	1		
7	23451-KYY-901	GEAR, MAINSHAFT THIRD(21T) ..	1		
8	23461-KYY-901	GEAR, COUNTERSHAFT THIRD(26T)	1		
9	23471-KYY-901	GEAR, MAINSHAFT FOURTH(24T) -	1		
10	23481-KYY-901	GEAR, COUNTERSHAFT FOURTH(22T)	1		
11	23801-GF6-000	SPROCKET, DRIVE(14T) .....	1		
12	23802-GN5-910	PLATE, FIXING .....	1		
13	23911-KWS-900	COLLAR, 20MM .....	1		
14	90412-187-000	WASHER, THRUST, 15MM .....	1		
15	90412-KPH-900	WASHER, SPECIAL, 12X23 .....	2		
16	90461-035-000	WASHER, SPLINE, 17MM .....	2		
17	90461-459-010	WASHER, SPLINE, 20MM .....	1		
18	90601-KYY-900	CIRCLIP, 17MM .....	2		
19	90602-KYY-900	CIRCLIP, 20MM .....	1		
20	91004-KYY-931	BEARING, RADIAL BALL, 6201 ..	1		
21	91005-KYY-931	BEARING, RADIAL BALL, 6001 ..	1		
22	91006-KYY-931	BEARING, RADIAL BALL, 6203 ..	2		
23	91204-KWB-601	OIL SEAL, 17X29X5 .....	1		
	91204-KYY-901	.....	1		
24	92101-06010-0A	BOLT, HEX., 6X10 .....	2		





Ref. No.	L.O.N. (Relative ref. Number)	Description	F.R.T.
+22		.INCLUDES: Engine removal and installation	
2101C9		BEARING, COUNTERSHAFT :BOTH ..	3.7
2101D4		BEARING, MAINSHAFT AND COUNTERSHAFT :ALL .....	3.9
		.INCLUDES: Engine removal and installation	



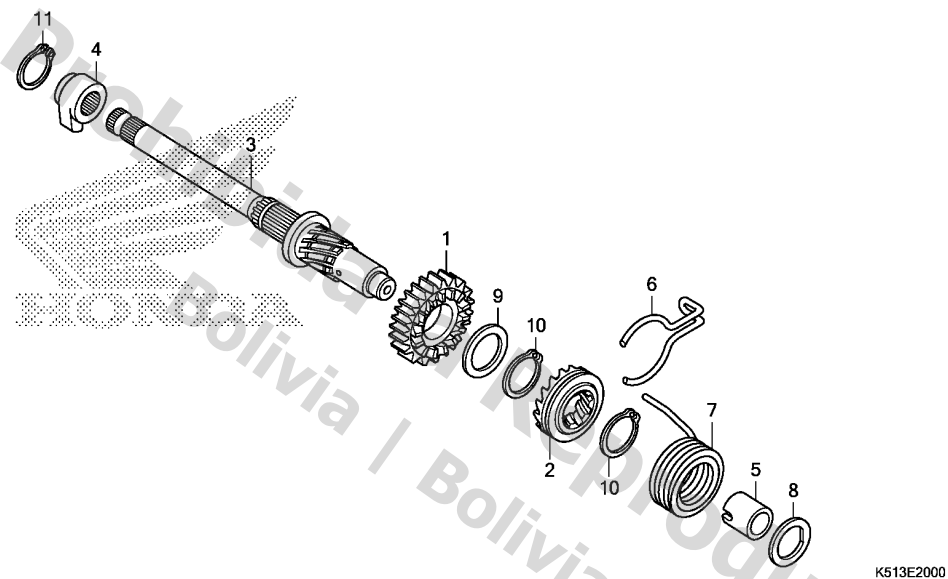
K513E1900

Ref. No.	L.O.N.	(Relative ref. Number) Description	F.R.T.
1		(2)	
210112		FORK, GEARSHIFT ..... .INCLUDES: Engine removal and installation .NOTE: Same time for two units	3.3
4	2101A9	DRUM, GEARSHIFT ..... .INCLUDES: Engine removal and installation	3.3
5	2101D6	PLATE, GEARSHIFT DRUM STOPPER (7)	0.8
6	210125	STOPPER OR SPRING, SHIFT DRUM (9)	0.8
8	210122	SPINDLE, GEARSHIFT .....	0.7

Ref. No.	Part No.	Description	Reqd. QTY CGX125WH F	Serial No.	Parts catalogue code
1	24211-KWS-900	FORK, R. GEARSHIFT .....	1		
2	24212-KWS-900	FORK, L. GEARSHIFT .....	1		
3	24241-KPH-C00	SHAFT, GEARSHIFT FORK .....	1		
4	24301-KWS-900	DRUM, GEARSHIFT .....	1		
5	24410-KTT-900	PLATE COMP., GEARSHIFT DRUM STOPPER	1		
6	24430-KRM-B10	STOPPER COMP., GEARSHIFT DRUM	1		
7	24436-KRM-840	SPRING, SHIFT DRUM STOPPER ..	1		
8	24610-KYY-900	SPINDLE COMP., GEARSHIFT ....	1		
9	24651-KSP-910	SPRING, GEARSHIFT RETURN ....	1		
10	24652-KRM-840	PIN, SHIFT RETURN SPRING ....	1		
11	35753-KWS-900	ROTOR, NEUTRAL SWITCH .....	1		
12	90003-KVS-900	BOLT, HEX., 6X20 .....	1		
13	90022-KRM-840	PIVOT, SHIFT DRUM STOPPER ARM	1		
14	90417-KRM-840	WASHER, DRUM STOPPER .....	1		
15	90457-KRM-840	WASHER, 14MM .....	1		
16	94510-14000	CIRCLIP, EXTERNAL, 14MM .....	1		
17	96220-30085	ROLLER, 3X8.5 .....	2		

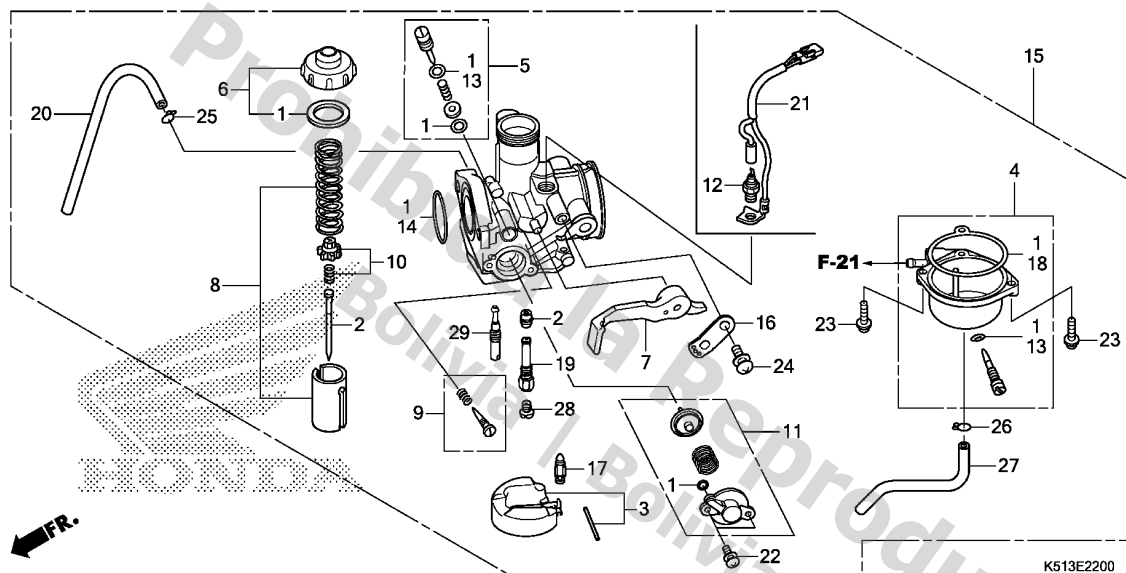






Ref. No.	L.O.N.	(Relative ref. Number) Description	F.R.T.
1		(2)	
1	1121A0	PINION, KICK STARTER ..... .INCLUDES: Engine removal and installation	3.3
3	1121A2	SPINDLE, KICK STARTER ..... .INCLUDES: Engine removal and installation	3.3
7	112103	SPRING, KICK STARTER RETURN .. .INCLUDES: Engine removal and installation	3.3

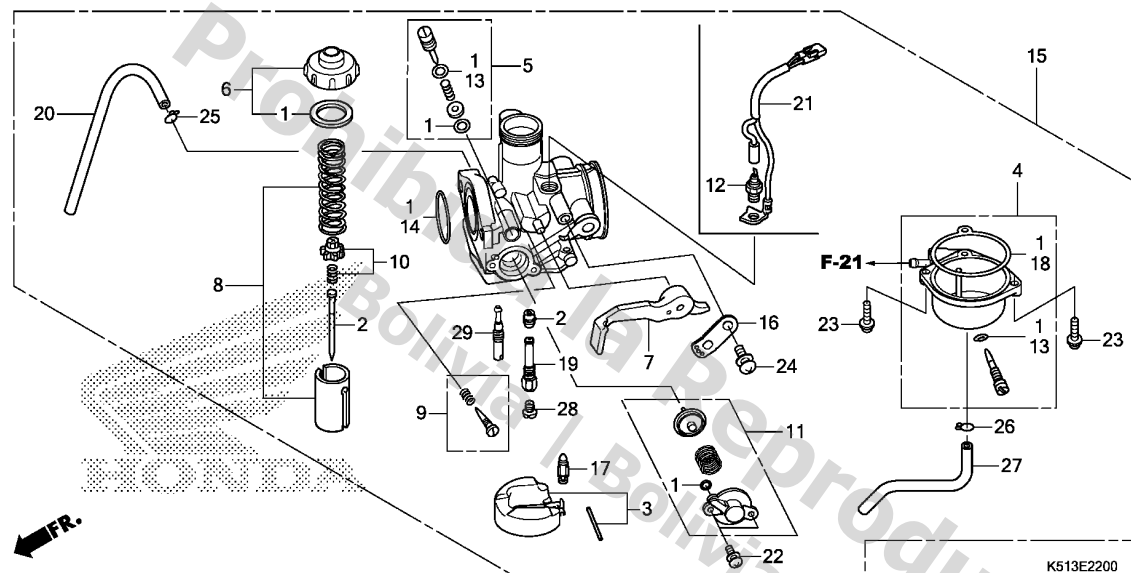
Ref. No.	Part No.	Description	Reqd. QTY CGX125WH F	Serial No.	Parts catalogue code
1	28211-KWS-900	PINION, KICK STARTER(21T) ...	1		
2	28221-KWS-900	RATCHET, STARTER DRIVE .....	1		
3	28251-KWS-900	SPINDLE, KICK STARTER .....	1		
4	28262-KWS-900	RETAINER, KICK SPINDLE .....	1		
5	28265-KWB-600	COLLAR, KICK SPRING .....	1		
6	28271-KYY-900	SPRING, FRICTION STARTER GEAR	1		
7	28281-KWB-600	SPRING, KICK RETURN .....	1		
8	90451-KGH-900	WASHER, SPECIAL, 14MM .....	1		
9	90454-KPH-900	WASHER, 25X20.2X1 .....	1		
10	90605-KYY-900	SET RING, 20MM .....	2		
11	94510-18000	CIRCLIP, EXTERNAL, 18MM .....	1		



Ref. No.	L.O.N.	(Relative ref. Number) Description	F.R.T.
2	3111A3	NEEDLE, JET	0.7
3		(17)	
	311120	FLOAT OR FLOAT VALVE	0.6
4	3111A6	CHAMBER, FLOAT	0.5
8	3111A8	VALVE, THROTTLE	0.2
12	3111B4	HEATER, CARBURETOR	0.2
15	3111B5	CARBURETOR ASSEMBLY	0.5
28		(19,29)	
	3111D4	JET, MAIN	0.6

Ref. No.	Part No.	Description	Reqd. QTY	Serial No.	Parts catalogue code
			CGX125WH F		
1	16010-KYY-601	GASKET SET	1		
2	16012-KYY-971	NEEDLE SET, JET	1		
3	16013-KPH-C01	FLOAT SET	1		
4	16015-KYY-901	CHAMBER SET, FLOAT	1		
5	16016-KYY-601	SCREW SET	1		
6	16017-KWS-901	TOP SET	1		
7	16019-KYY-901	LEVER SET, CHOKE	1		
8	16022-KYY-971	VALVE SET, THROTTLE	1		
9	16028-KYY-901	SCREW SET	1		
10	16037-KPH-901	PLATE SET, VALVE	1		
11	16048-KTT-901	VALVE SET, AIR CUT	1		
12	16071-KPN-J01	HEATER ONLY	1	-----	AG,CL,LA
13	16075-GHB-640	O-RING, 1.3X4.3	2		
14	16075-KPH-901	O-RING	1		
15	16100-KYY-613	CARBURETOR ASSY. (PB 7RJA)	1	-----	3LA,4LA
	16100-KYY-841	CARBURETOR ASSY. (PB 7RPA)	1	-----	AG,CL,LA
16	16119-440-004	PLATE, STAY	1		
17	16155-KRS-861	VALVE COMP., FLOAT	1		
18	16163-KWS-901	GASKET, FLOAT CHAMBER	1		
19	16165-KYY-901	HOLDER, NEEDLE JET	1		
20	16197-KYY-971	TUBE, AIR VENT	1		
21	32160-KYY-760	SUB HARNESS, CARBURETOR HEATER	1	-----	AG,CL,LA
22	93892-04010-18	SCREW-WASHER, 4X10	2		
23	93892-04018-08	SCREW-WASHER, 4X18	2		
24	93892-05012-18	SCREW-WASHER, 5X12	1		





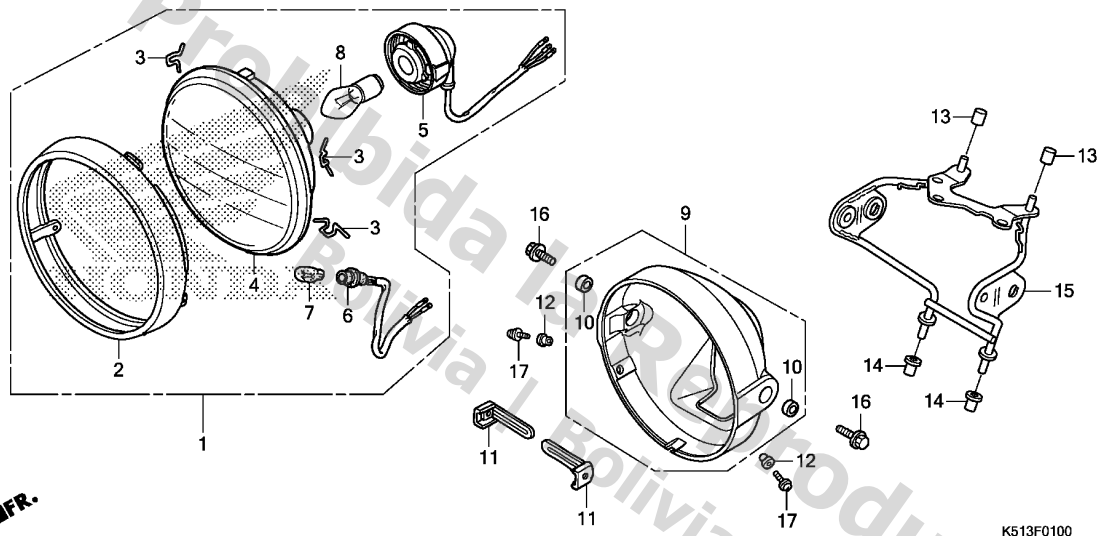
Ref. No.	Part No.	Description	Reqd. QTY CGX125WH F	Serial No.	Parts catalogue code
----------	----------	-------------	----------------------------	------------	----------------------

25	95002-02089	CLIP, TUBE(B8)	1		
26	95002-02659	CLIP, TUBE(B6.5)	1		
27	95005-35400-50	TUBE, 3.5X400(95005-35001-50M)	1		
28	99102-GBE-1020	JET, MAIN, #102	1		
29	99103-GW3-0380	JET, SLOW, #38	1		

F-1

HEADLIGHT(1)(AG,LA,3LA)

F 1



Ref. No.	L.O.N.	(Relative ref. Number) Description	F.R.T.
1	616115	HEADLIGHT ASSEMBLY .....	0.1
4		(2)	
	6161A7	HEADLIGHT UNIT .....	0.2
5	6161B1	SOCKET, HEADLIGHT .....	0.2
6	616180	SOCKET, POSITION LIGHT .....	0.2
7	616182	BULB, POSITION LIGHT .....	0.1
8	616118	BULB, HEADLIGHT .....	0.1
9	616103	CASE, HEADLIGHT .....	0.3
15	6161G7	STAY, HEADLIGHT .....	0.7

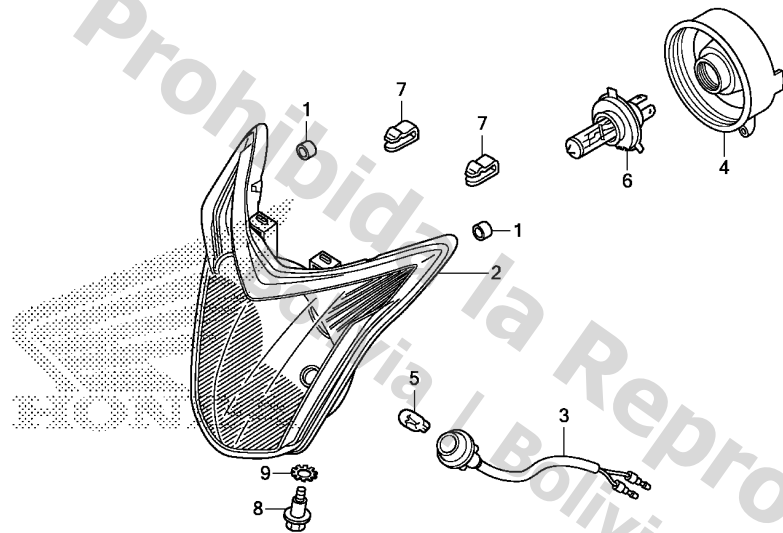
Ref. No.	Part No.	Description	Reqd. QTY	Serial No.	Parts catalogue code
			CGX125WH F		
1	33100-KTJ-941	HEADLIGHT ASSY.(12V 35/35W) ..	1	-----	3LA,AG,LA
2	33101-KTJ-941	RIM COMP., HEADLIGHT .....	1	-----	3LA,AG,LA
3	33108-KTJ-941	SPRING, UNIT HOLDER .....	3	-----	3LA,AG,LA
4	33120-KTJ-941	HEADLIGHT UNIT .....	1	-----	3LA,AG,LA
5	33130-KTJ-941	SOCKET ASSY., HEADLIGHT .....	1	-----	3LA,AG,LA
6	33150-KTJ-941	SOCKET COMP., POSITION LIGHT ..	1	-----	3LA,AG,LA
7	33301-SAO-741	BULB(12V 5W)(STANLEY) .....	1	-----	3LA,AG,LA
8	34901-KPN-B01	BULB, HEADLIGHT(12V 35/35W) ..	1	-----	3LA,AG,LA
9	61300-KYY-970	CASE, HEADLIGHT .....	1	-----	3LA,AG,LA
10	61302-KVX-700	COLLAR, HEADLIGHT CASE .....	2	-----	3LA,AG,LA
11	61303-198-D00	NUT, R. HEADLIGHT CASE .....	2	-----	3LA,AG,LA
12	61304-379-690	COLLAR, HEADLIGHT SETTING ...	2	-----	3LA,AG,LA
13	61315-KVX-600	BOOT, HEADLIGHT STAY UPPER ..	2	-----	3LA,AG,LA
14	61316-KVX-600	BOOT, HEADLIGHT STAY LOWER ..	2	-----	3LA,AG,LA
15	61320-K51-600	STAY, HEADLIGHT .....	1	-----	3LA,AG,LA
16	90100-438-850	BOLT, SPECIAL FLANGE, 8X22 ..	2	-----	3LA,AG,LA
17	93892-05016-07	SCREW-WASHER, 5X16 .....	2	-----	3LA,AG,LA

3

F-1-1

HEADLIGHT(2)(CL,4LA)

F 2



K513F0101

Ref. No.	L.O.N.	(Relative ref. Number) Description	F.R.T.
2	6161A7	HEADLIGHT UNIT .....	0.2
3	616180	SOCKET, POSITION LIGHT .....	0.2
5	6161Z6	BULB, POSITION LIGHT(A) .....	0.2
6		(4)	
	6161V8	BULB, HEADLIGHT(A) .....	0.2

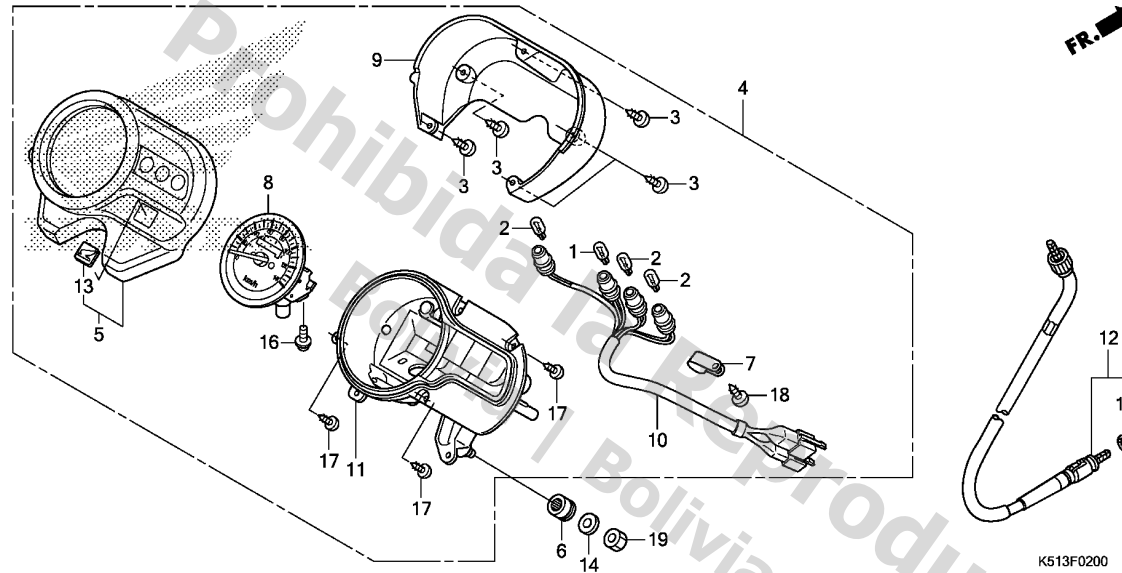
3

Ref. No.	Part No.	Description	Reqd. QTY CGX125WH F	Serial No.	Parts catalogue code
1	33117-KYY-901	CAP, SPECIAL .....	2	-----	4LA,CL
2	33120-K51-611	HEADLIGHT UNIT .....	1	-----	4LA,CL
3	33130-K51-611	SOCKET COMP., POSITION .....	1	-----	4LA,CL
4	33140-K51-611	COVER, SOCKET .....	1	-----	4LA,CL
5	33301-KVJ-911	BULB, POSITION LIGHT(12V 5W)	1	-----	4LA,CL
6	34901-KVC-D01	BULB, HEADLIGHT(12V 35/35W) .	1	-----	4LA,CL
7	53208-GFM-970	CLIP, HEADLIGHT .....	2	-----	4LA,CL
8	90103-GFM-970	BOLT, ADJUSTER .....	1	-----	4LA,CL
9	90307-GFM-970	WASHER, LOCK, 6MM .....	1	-----	4LA,CL

F-2

METER(1)(AG,LA,3LA)

F 3



Ref. No.	L.O.N.	(Relative ref. Number) Description	F.R.T.
1		(2)	
6161G3		BULB, METER .....	0.4
		.NOTE: Same time for two units or more	
4	8121A3	SPEEDOMETER ASSEMBLY .....	0.4
5	8121B4	CASE, METER :UPPER .....	0.5
8	8121H1	SPEEDOMETER .....	0.6
9	8121B5	CASE, METER :LOWER .....	0.4
10	6161G4	SOCKET ASSY., METER BULB .....	0.4
11	8121B6	CASE, METER :INNER .....	0.5
12	811160	CABLE, SPEEDOMETER .....	0.3

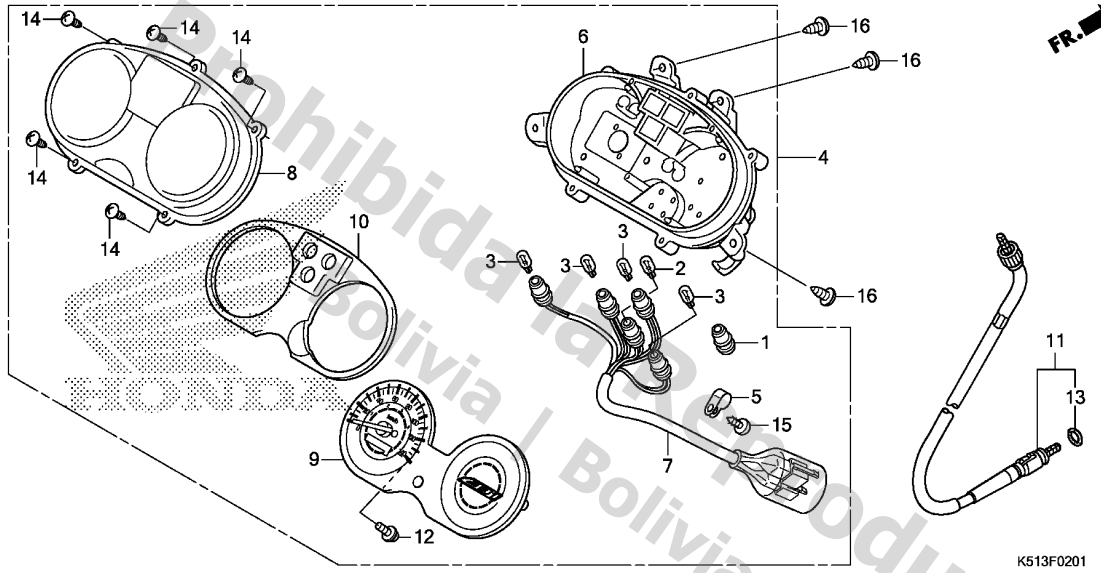
Ref. No.	Part No.	Description	Reqd. QTY	Serial No.	Parts catalogue code
			CGX125WH F		
1	34908-KYA-601	BULB, WEDGE BASE(T10) (12V 3.4W)	1	-----	3LA,AG,LA
2	34910-GFM-901	BULB, WEDGE BASE(T10) (12V 1.7W)	1	-----	3LA,AG,LA
3	37111-KYY-970	SCREW, TAPPING, 3X14 .....	5	-----	3LA,AG,LA
4	37200-KYY-971	SPEEDOMETER ASSY. ....	1	-----	3LA,AG,LA
5	37210-KYY-971	CASE COMP., METER UPPER .....	1	-----	3LA,AG,LA
6	37215-KPN-J00	RUBBER, METER SETTING .....	3	-----	3LA,AG,LA
7	37215-KR1-760	CLAMP .....	1	-----	3LA,AG,LA
8	37220-KYY-971	SPEEDOMETER COMP.(KPH) .....	1	-----	3LA,AG,LA
9	37223-KYY-971	CASE, LOWER .....	1	-----	3LA,AG,LA
10	37224-KYY-971	SOCKET COMP. ....	1	-----	3LA,AG,LA
11	37230-KYY-971	CASE COMP., METER INNER .....	1	-----	3LA,AG,LA
12	44830-K51-601	CABLE ASSY., SPEEDOMETER .....	1	-----	3LA,AG,LA
13	86150-KYS-940	EMBLEM, PRODUCT .....	1	-----	3LA,AG,LA
14	90525-K51-600	WASHER, PLAIN, 6MM .....	3	-----	3LA,AG,LA
15	91352-671-003	O-RING, 8.5X1.5(ARAI) .....	1	-----	3LA,AG,LA
16	93891-04012-00	SCREW-WASHER, 4X12 .....	2	-----	3LA,AG,LA
17	93901-22320	SCREW, TAPPING, 3X12 .....	3	-----	3LA,AG,LA
18	93903-24320	SCREW, TAPPING, 4X12 .....	1	-----	3LA,AG,LA
19	94001-06080-0S	NUT, HEX., 6MM .....	3	-----	3LA,AG,LA

3

F-2-1

METER(2)(CL,4LA)

F 4



Ref. No.	L.O.N.	(Relative ref. Number) Description	F.R.T.
2	(3)	BULB, METER(A) .....	0.2
.NOTE: Same time for two units or more			
4	8121J4	SPEEDOMETER ASSEMBLY(A) .....	0.3
6	8121D5	CASE, METER(A) :LOWER .....	0.5
7	6161G4	SOCKET ASSY., METER BULB .....	0.4
8	8121B7	LENS, METER .....	0.3
9	8121H1	SPEEDOMETER .....	0.6
10	4131A3	PLATE, REFLECTING .....	0.3
11	8111C5	CABLE, SPEEDOMETER(A) .....	0.2

K513F0201

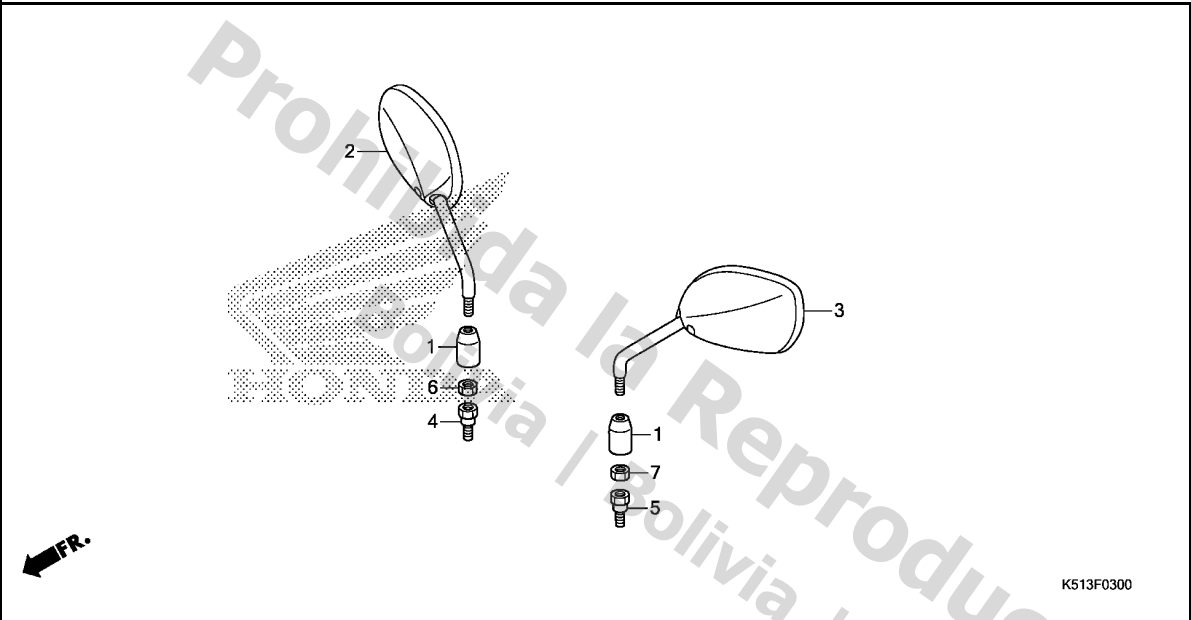
3

Ref. No.	Part No.	Description	Reqd. QTY	Serial No.	Parts catalogue code
			CGX125WH F		
1	32742-KYY-C51	SOCKET, OUTER .....	1	-----	4LA,CL
2	34909-GGC-900	BULB, WEDGE BASE(T10 12V 3W)	1	-----	4LA,CL
3	34910-GFM-901	BULB, WEDGE BASE(T10) (12V 1.7W)	4	-----	4LA,CL
4	37200-K51-611	METER ASSY., COMBINATION(KPH)	1	-----	4LA,CL
5	37215-KR1-760	CLAMP .....	1	-----	4LA,CL
6	37220-KYY-C51	CASE ASSY. ....	1	-----	4LA,CL
7	37224-K51-611	SOCKET COMP. ....	1	-----	4LA,CL
8	37230-KYY-901	LENS .....	1	-----	4LA,CL
9	37230-KYY-C51	SPEEDOMETER COMP.(KPH) .....	1	-----	4LA,CL
10	37240-KYY-980	PLATE ASSY., REFLECTING .....	1	-----	4LA,CL
11	44830-KYY-931	CABLE ASSY., SPEEDOMETER .....	1	-----	4LA,CL
12	90035-GFM-901	SCREW-WASHER, SPECIAL, 4X12	2	-----	4LA,CL
13	91352-671-003	O-RING, 8.5X1.5(ARAI) .....	1	-----	4LA,CL
14	93901-22320	SCREW, TAPPING, 3X12 .....	5	-----	4LA,CL
15	93903-24320	SCREW, TAPPING, 4X12 .....	1	-----	4LA,CL
16	93903-35320	SCREW, TAPPING, 5X16 .....	4	-----	4LA,CL

F-3

MIRROR

F 5



Ref. No.	L.O.N. (Relative ref. Number)	Description	F.R.T.
NO INFORMATION .....			

Ref. No.	Part No.	Description	Reqd. QTY CGX125WH F	Serial No.	Parts catalogue code
1	88130-KYY-A00	CAP, LOCK NUT .....	2		
2	88210-KYY-A00	MIRROR COMP., R. ....	1		
3	88220-KYY-A00	MIRROR COMP., L. ....	1		
4	90101-KVC-A40	BOLT, R. ADAPTER, 10MM .....	1		
5	90102-KVC-A40	BOLT, L. ADAPTER, 10MM .....	1		
6	90301-KVC-A40	NUT, HEX., 10MM .....	1		
7	90302-KVC-A40	NUT, HEX., 10MM (LEFT HAND THREAD)	1		

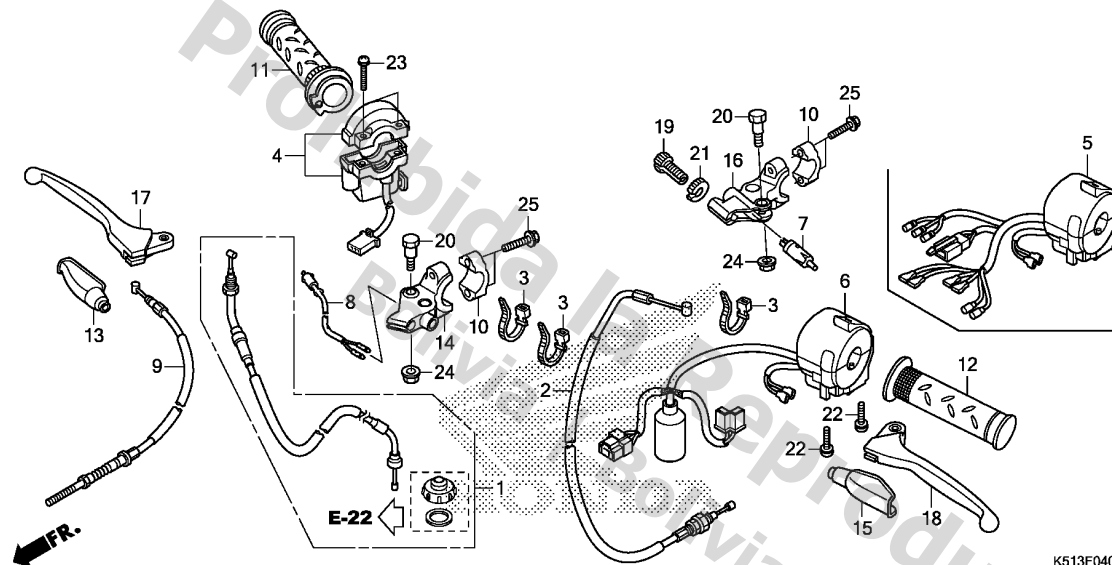
3



F-4

HANDLE LEVER/SWITCH/CABLE

F 6



Ref. No.	L.O.N.	(Relative ref. Number) Description	F.R.T.
1	811100	CABLE, THROTTLE .....	0.4
2	811115	CABLE, CLUTCH .....	0.4
4	615116	SWITCH, STARTER .....	0.3
6		(5)	
6	615118	SWITCH, WINKER .....	0.4
7	6151A9	SWITCH, CLUTCH .....	0.2
8	6151B2	SWITCH, FRONT STOP .....	0.3
9	811125	CABLE, FRONT BRAKE .....	0.3
11	810150	GRIP, THROTTLE .....	0.2
12	8101C0	GRIP, HANDLE :LEFT .....	0.1
14	8101C9	BRACKET, HANDLE LEVER :RIGHT ..	0.3
16	8101C8	BRACKET, HANDLE LEVER :LEFT ..	0.2
	8101D0	BRACKET, HANDLE LEVER :BOTH ..	0.5
17	8101C7	LEVER, HANDLE :RIGHT .....	0.1
18	8101C6	LEVER, HANDLE :LEFT .....	0.1
	8101F5	LEVER, HANDLE :BOTH .....	0.2

K513F0400

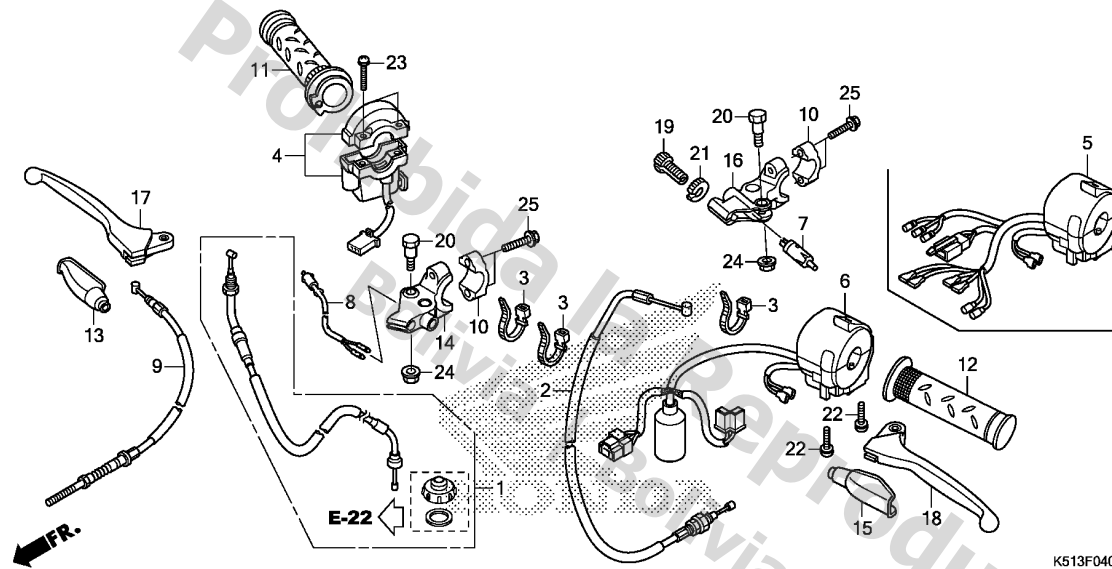
Ref. No.	Part No.	Description	Reqd. QTY	Serial No.	Parts catalogue code
			CGX125WH F		
1	17920-K51-408	CABLE SET, THROTTLE .....	1	-----	3LA,AG,LA
	17920-KYY-307	.....		-----	4LA,CL
2	22870-K51-601	CABLE COMP., CLUTCH .....	1	-----	3LA,AG,LA
	22870-KYY-931	.....		-----	4LA,CL
3	32161-404-000	BAND B1, WIRE .....	3		
4	35150-KYY-A12	SWITCH ASSY., START .....	1	-----	3LA,AG,LA
	35150-KYY-B52	SWITCH ASSY., STARTER .....	1	-----	4LA,CL
5	35200-K51-601	SWITCH ASSY., WINKER .....	1	-----	3LA,AG,LA
6	35200-K51-611	SWITCH ASSY., WINKER .....	1	-----	4LA,CL
7	35330-KYY-931	SWITCH COMP., FR. LEVER .....	1		
8	35340-KYY-931	SWITCH ASSY., FR. STOP .....	1		
9	45450-K51-601	CABLE COMP., FR. BRAKE .....	1	-----	3LA,AG,LA
	45450-KYY-931	.....		-----	4LA,CL
10	45517-KCS-W60	HOLDER, MASTER CYLINDER .....	2		
11	53140-KYY-970	GRIP COMP., THROTTLE .....	1		
12	53166-KYY-970	GRIP, L. HANDLE .....	1		
13	53171-402-700	COVER, R. HANDLE LEVER .....	1		
14	53171-KYY-900	BRACKET, R. HANDLE LEVER .....	1		
15	53172-402-700	COVER, L. HANDLE LEVER .....	1		
16	53172-KYY-900	BRACKET, L. HANDLE LEVER .....	1		
17	53175-KYY-900	LEVER COMP., R. HANDLE .....	1		
18	53178-KYY-900	LEVER COMP., L. HANDLE .....	1		
19	53192-KTJ-900	BOLT, WIRE ADJUSTING .....	1		
20	90113-KYY-900	BOLT, HANDLE LEVER PIVOT .....	2		
21	90321-KTJ-900	NUT, FIXING .....	1		

3

F-4

HANDLE LEVER/SWITCH/CABLE

F 7



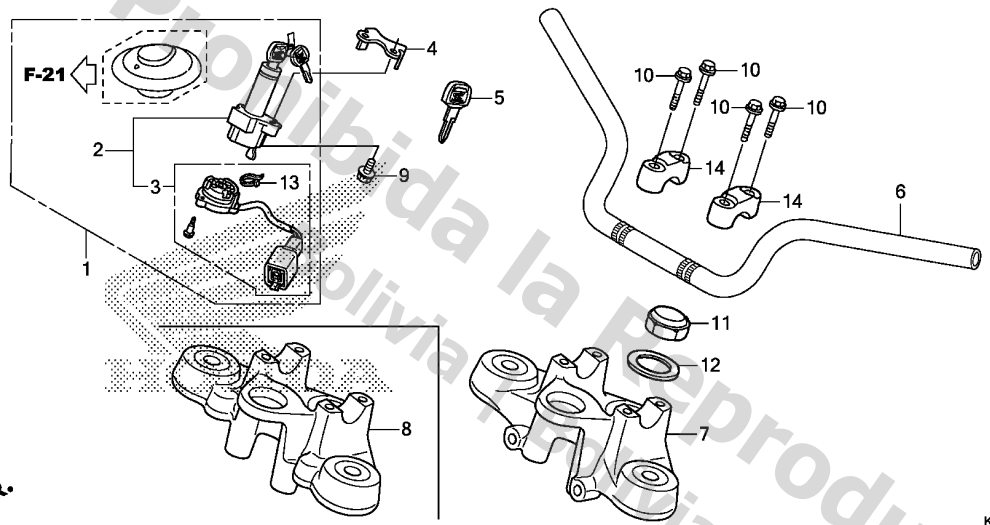
Ref. No.	Part No.	Description	Reqd. QTY CGX125WH F	Serial No.	Parts catalogue code
22	93500-05020-0G	SCREW, PAN, 5X20 .....	2		
23	93500-05025-0G	SCREW, PAN, 5X25 .....	2		
24	94050-06000	NUT, FLANGE, 6MM .....	2		
25	96001-06025-07	BOLT, FLANGE, 6X25 .....	4		

3

F-7

HANDLE PIPE/TOP BRIDGE

F 8



Ref. No.	L.O.N.	(Relative ref. Number) Description	F.R.T.
1	6151A1	KEY SET .....	0.5
	6151A1H	.Cowling add .....	0.1
2	615145	SWITCH, COMBINATION & LOCK ...	0.5
	615145E	.Cowling add .....	0.1
3	6151C2	BASE, CONTACT .....	0.6
6	810100	PIPE, STEERING HANDLE .....	0.5
7	510110	BRIDGE, FORK TOP .....	0.7

K513F0700

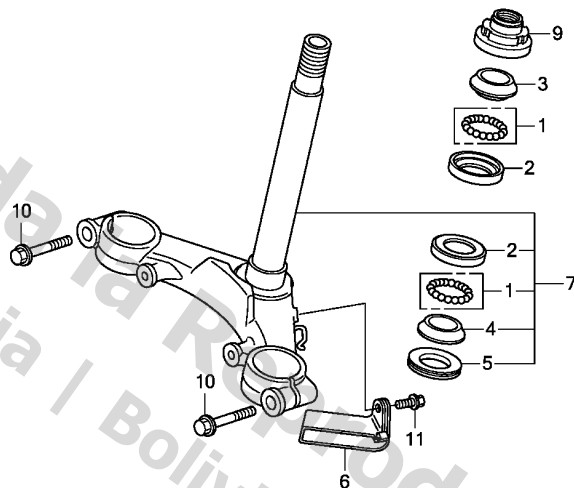
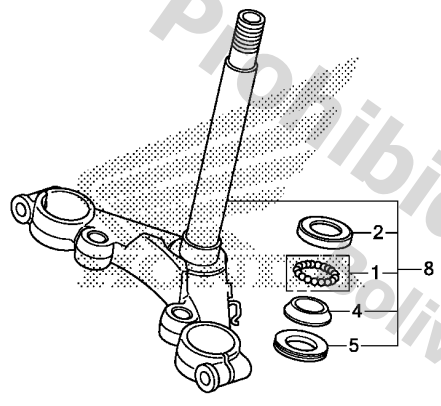
Ref. No.	Part No.	Description	Reqd. QTY	Serial No.	Parts catalogue code
			CGX125WH F		
1	35010-KYY-970	KEY SET .....	1	-----	3LA,AG,LA
	35010-K51-610	.....	1	-----	4LA,CL
2	35100-KYY-971	SWITCH ASSY., COMBINATION & LOCK	1	-----	3LA,AG,LA
	35100-K51-611	.....	1	-----	4LA,CL
3	35101-K51-611	BASE COMP., CONTACT .....	1	-----	4LA,CL
4	35106-KVX-600	COVER, COMBINATION SWITCH ...	1	-----	
5	35121-K51-600	KEY, BLANK .....	(1)	-----	
6	53100-KYY-C50	PIPE, STEERING HANDLE .....	1	-----	
7	53230-KYY-930ZB	BRIDGE, FORK TOP	1	-----	
	*NH1*	.....BLACK	1	-----	4LA,CL
8	53230-KYY-A10ZA	BRIDGE, FORK TOP	1	-----	
	*NH1*	.....BLACK	1	-----	3LA,AG,LA
9	90104-MJ1-000	BOLT, FLANGE, 8X19 .....	2	-----	
10	90117-383-000	BOLT, FLANGE, 6X28 .....	4	-----	
11	90304-159-000	NUT, STEERING STEM .....	1	-----	
12	90503-011-000	WASHER, STEERING STEM .....	1	-----	
13	91058-KC6-950	BAND, SELF LOCK .....	1	-----	3LA,AG,LA
14	95014-21201	HOLDER A2, HANDLE PIPE UPPER	2	-----	

3

F-9

STEERING STEM

F 9



FR.

K513F0900

Ref. No.	L.O.N.	(Relative ref. Number) Description	F.R.T.
2		(1)	
	5101A0	RACE, STEERING BALL :UPPER ...	0.9
	5101A1	RACE, STEERING BALL :LOWER ...	0.9
	5101C9	RACE, STEERING BALL :BOTH ....	0.9
3	5101A9	RACE, STEERING TOP CONE .....	0.6
4		(1,5)	
	5101B0	RACE, STEERING BOTTOM CONE ...	1.1
7		(8)	
	510100	STEM OR SHAFT ASSY., STEERING	0.9
9	5101B2	THREAD, STEERING HEAD TOP ....	0.6

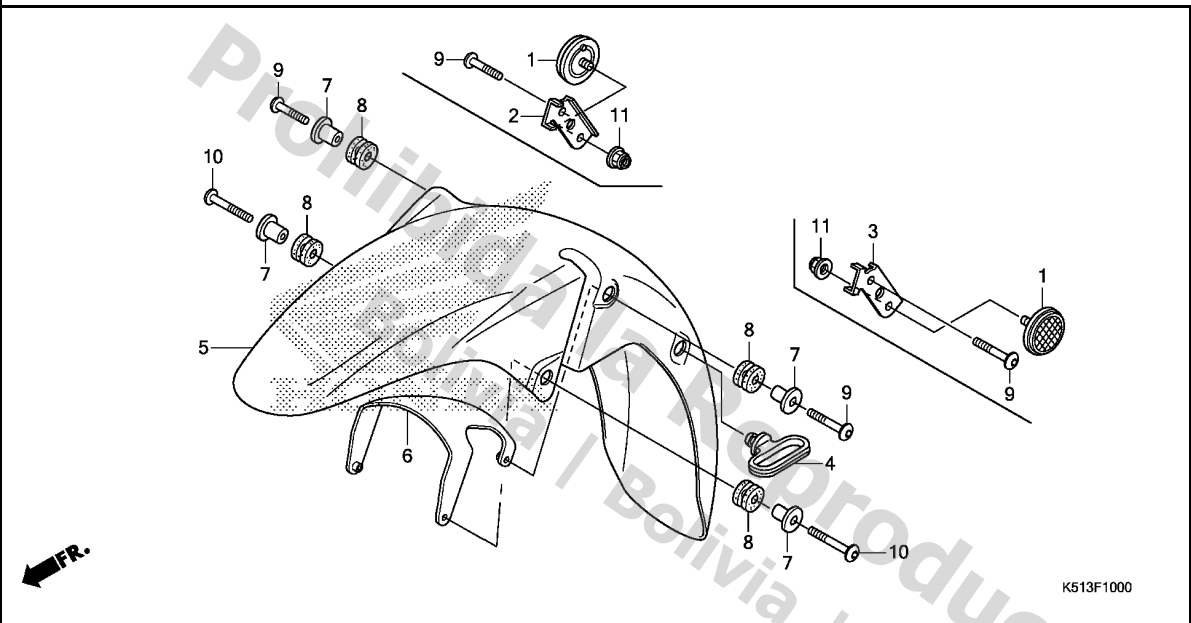
Ref. No.	Part No.	Description	Reqd. QTY	Serial No.	Parts catalogue code
			CGX125WH F		
1	06530-KRF-H70	BALL ASSY., STEEL, #6X21 ....	2		
2	50301-KCS-W60	RACE, STEERING BALL .....	2		
3	53211-KCS-W60	RACE, STEERING TOP CONE .....	1		
4	53212-KCS-W60	RACE, STEERING BOTTOM CONE ..	1		
5	53214-001-010	DUST SEAL, STEERING HEAD ....	1		
6	53216-KYY-900	PLATE, WIRE HARNESS GUIDE ...	1		
7	53219-KYY-900	STEM SUB ASSY., STEERING ....	1	----- 4LA,CL	
8	53219-KYY-970	STEM SUB ASSY., STEERING ....	1	----- 3LA,AG,LA	
9	53220-074-000	THREAD COMP., STEERING HEAD	1		
		TOP	1		
10	95701-08035-07	BOLT, FLANGE, 8X35 .....	2		
11	96001-06012-07	BOLT, FLANGE, 6X12 .....	1		

3

**F-10**

**FRONT FENDER**

**F10**



Ref. No.	L.O.N. (Relative ref. Number)	Description	F.R.T.
5	(6)		
4131B7		FENDER, FRONT .....	0.3

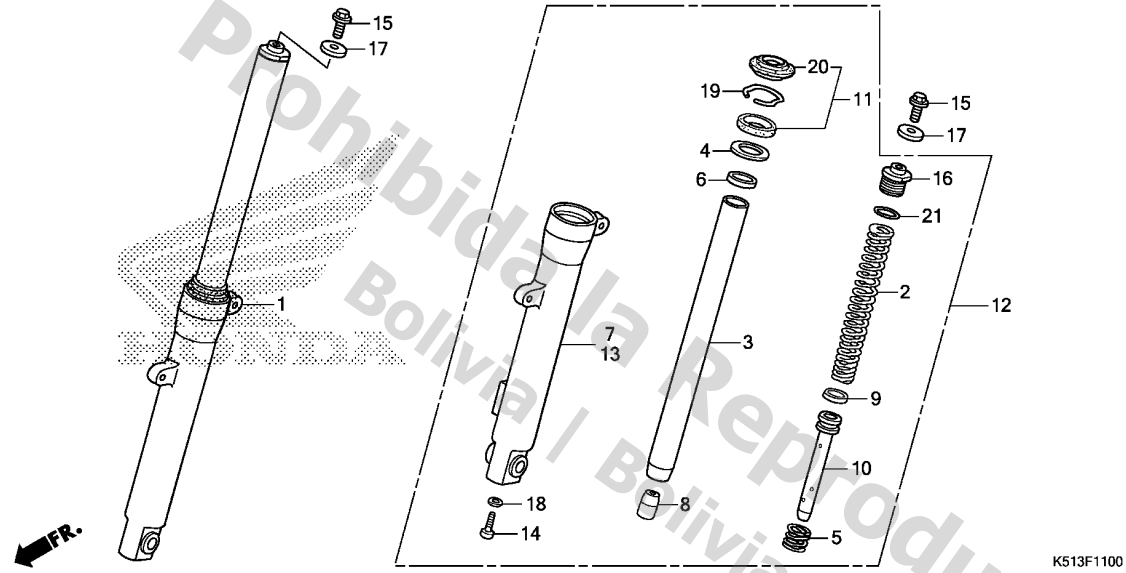
**3**

Ref. No.	Part No.	Description	Reqd. QTY	Serial No.	Parts catalogue code
			CGX125WH F		
1	33741-GFM-901	REFLECTOR, RR. SIDE REFLEX ..	2	-----	CL
2	33742-KYY-970	STAY, R. FR. SIDE REFLECTOR .	1	-----	CL
3	33743-KYY-970	STAY, L. FR. SIDE REFLECTOR .	1	-----	CL
4	45451-473-000	GUIDE, FR. FENDER CABLE .....	1		
5	61100-KYY-930ZB	FENDER, FR. *2TN564*			
		CANDY ARUJA BLUE/ MAT BLACK (#15-#20)	1		
	61100-KYY-930ZD	*2TN098*			
		PEARL PROCYON BLACK/ MAT BLACK (#15-#20)	1		
	61100-KYY-930ZK	*2TN476*			
		CANDY LUCID RED/ MAT BLACK (#15-#20)	1		
	61100-KYY-930ZP	*2TN825*			
		DIGITAL SILVER METALLIC/ MAT BLACK (#15-#20)	1		
6	61102-KYY-900	STAY, FR. FENDER .....	1		
7	61103-KEJ-660	COLLAR, FR. FENDER MOUNTING .	4		
8	61104-KEJ-660	RUBBER, FR. FENDER MOUNTING .	4		
9	90107-KYY-930	SCREW, PAN, 6X28 .....	2		
10	90108-KYY-930	SCREW, PAN, 6X35 .....	2		
11	90301-088-660	NUT, SPECIAL, 6MM .....	2	-----	CL

F-11

FRONT FORK

F11

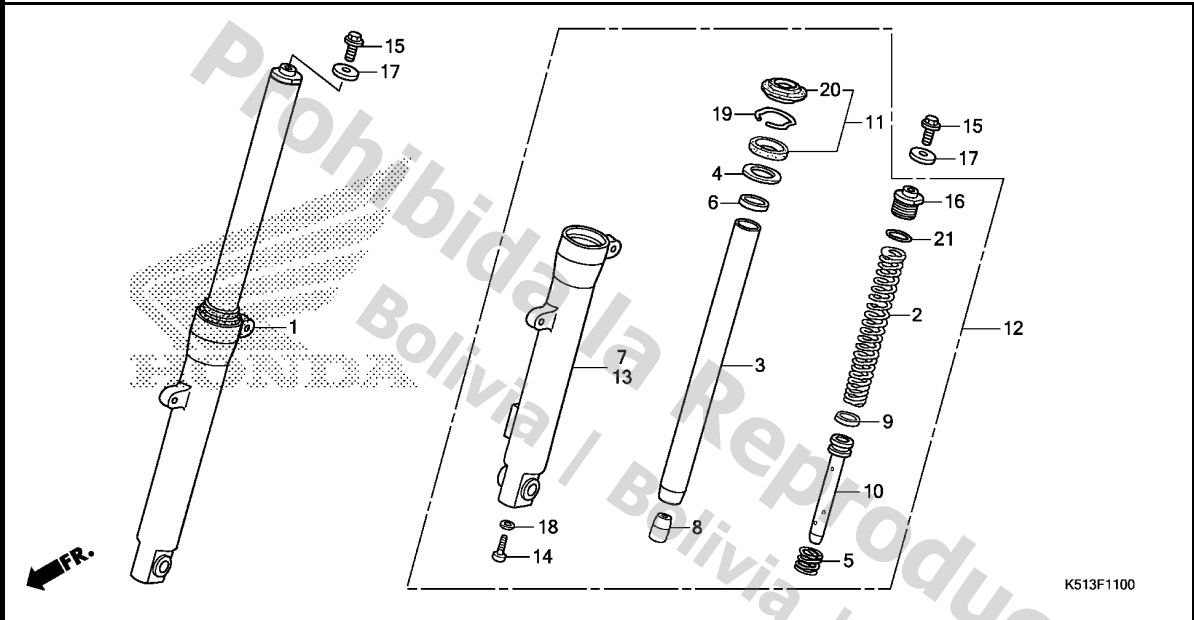


Ref. No.	L.O.N.	(Relative ref. Number) Description	F.R.T.
1	5111C3	FORK ASSY., FRONT :RIGHT .....	0.4
2	5111C5	SPRING, FRONT FORK :LEFT .....	0.6
	5111C6	SPRING, FRONT FORK :RIGHT .....	0.6
	5111C7	SPRING, FRONT FORK :BOTH .....	0.9
3		(5,8,9,10)	
	5111G2	PIPE, FRONT FORK :LEFT .....	0.7
	5111G3	PIPE, FRONT FORK :RIGHT .....	0.7
	5111G4	PIPE, FRONT FORK :BOTH .....	1.1
7	5111D2	CASE, BOTTOM :RIGHT .....	0.8
11	5111E7	SEAL SET, FRONT FORK :LEFT ...	0.8
	5111E8	SEAL SET, FRONT FORK :RIGHT ..	0.8
	5111E9	SEAL SET, FRONT FORK :BOTH ...	1.3
12	5111C2	FORK ASSY., FRONT :LEFT .....	0.4
	5111C4	FORK ASSY., FRONT :BOTH .....	0.5
13	5111D1	CASE, BOTTOM :LEFT .....	0.8
	5111D3	CASE, BOTTOM :BOTH .....	1.3

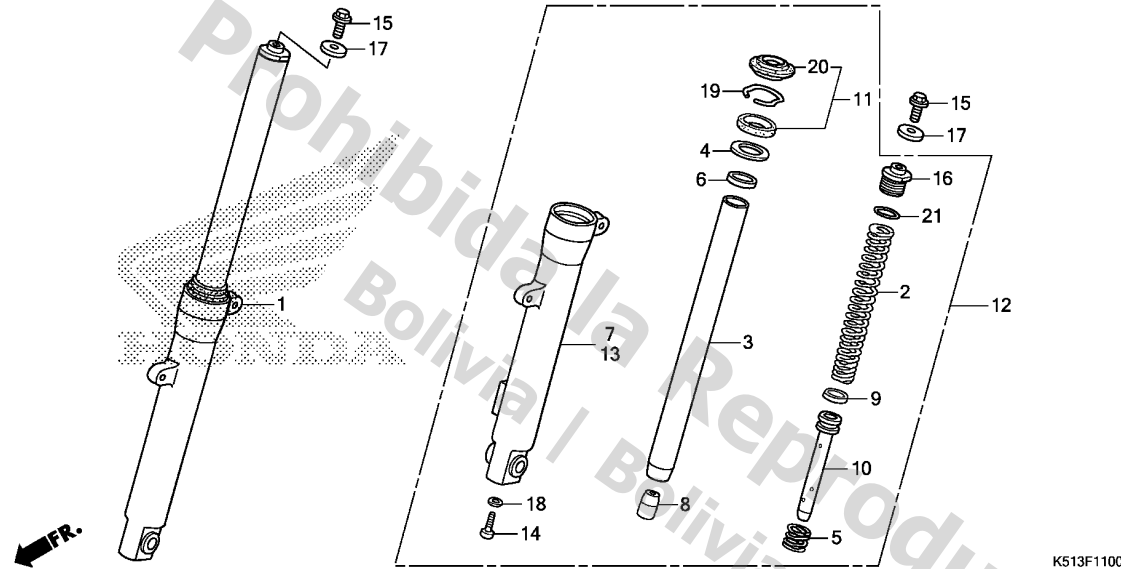
K513F1100

Ref. No.	Part No.	Description	Reqd. QTY	Serial No.	Parts catalogue code
			CGX125WH F		
1	51400-KYY-971	FORK ASSY., R. FR. (CHUANNAN ABSORBER)	1	-----	3LA,AG,LA
	51400-KYY-B51	FORK ASSY., R. FR. (BRIGHT STAR)	1	-----	3LA,AG,LA
	51400-K51-611	FORK ASSY., R. FR. (CHUANNAN ABSORBER)	1	-----	4LA,CL
	51400-K51-621	FORK ASSY., R. FR. (BRIGHT STAR)	1	-----	4LA,CL
2	51401-KYY-901	SPRING, FR. FORK (CHUANNAN ABSORBER)	2		
	51401-KYY-931	SPRING, FR. FORK(BRIGHT STAR)	2		
3	51410-KYY-902	PIPE COMP., FR. FORK (CHUANNAN ABSORBER)	2		
	51410-KYY-931	PIPE COMP., FR. FORK (BRIGHT STAR)	2		
4	51412-GGC-901	WASHER, OIL SEAL (CHUANNAN ABSORBER)	2		
	51412-KYY-931	WASHER, OIL SEAL(BRIGHT STAR)	2		
5	51413-KPN-A00	SPRING, REBOUND (CHUANNAN ABSORBER)	2		
	51413-KYY-931	SPRING, REBOUND(BRIGHT STAR)	2		
6	51414-GFM-J11	GUIDE, FR. FORK (CHUANNAN ABSORBER)	2		
	51414-KYY-931	GUIDE, FR. FORK(BRIGHT STAR)	2		
7	51420-KYY-971	CASE, R. BOTTOM (CHUANNAN ABSORBER)	1	-----	3LA,AG,LA
	51420-KYY-B51	CASE, R. BOTTOM(BRIGHT STAR)	1	-----	3LA,AG,LA

3



Ref. No.	Part No.	Description	Reqd. QTY	Serial No.	Parts catalogue code
			CGX125WH F		
(7)	51420-K51-611	CASE, R. BOTTOM (CHUANNAN ABSORBER)	1	-----	4LA,CL
	51420-K51-621	CASE, R. BOTTOM(BRIGHT STAR)	1	-----	4LA,CL
8	51432-KRF-H71	PIECE, OIL LOCK (CHUANNAN ABSORBER)	2		
	51432-KYY-931	PIECE, OIL LOCK(BRIGHT STAR)	2		
9	51437-KRF-H71	RING, PISTON (CHUANNAN ABSORBER)	2		
	51437-KYY-931	RING, PISTON(BRIGHT STAR) ...	2		
10	51440-KYY-901	PIPE, SEAT(CHUANNAN ABSORBER)	2		
	51440-KYY-931	PIPE, SEAT(BRIGHT STAR) .....	2		
11	51490-KYY-901	SEAL SET, FR. FORK (CHUANNAN ABSORBER)	2		
	51490-KYY-931	SEAL SET, FR. FORK (BRIGHT STAR)	2		
12	51500-KYY-903	FORK ASSY., L. FR. (CHUANNAN ABSORBER)	1	-----	3LA,AG,LA
	51500-KYY-931	FORK ASSY., L. FR. (BRIGHT STAR)	1	-----	3LA,AG,LA
	51500-KYY-951	FORK ASSY., L. FR. (CHUANNAN ABSORBER)	1	-----	4LA,CL
	51500-KYY-952	FORK ASSY., L. FR. (BRIGHT STAR)	1	-----	4LA,CL
13	51520-KYY-902	CASE, L. BOTTOM (CHUANNAN ABSORBER)	1	-----	3LA,AG,LA
	51520-KYY-931	CASE, L. BOTTOM(BRIGHT STAR)	1	-----	3LA,AG,LA
	51520-KYY-951	CASE, L. BOTTOM (CHUANNAN ABSORBER)	1	-----	4LA,CL



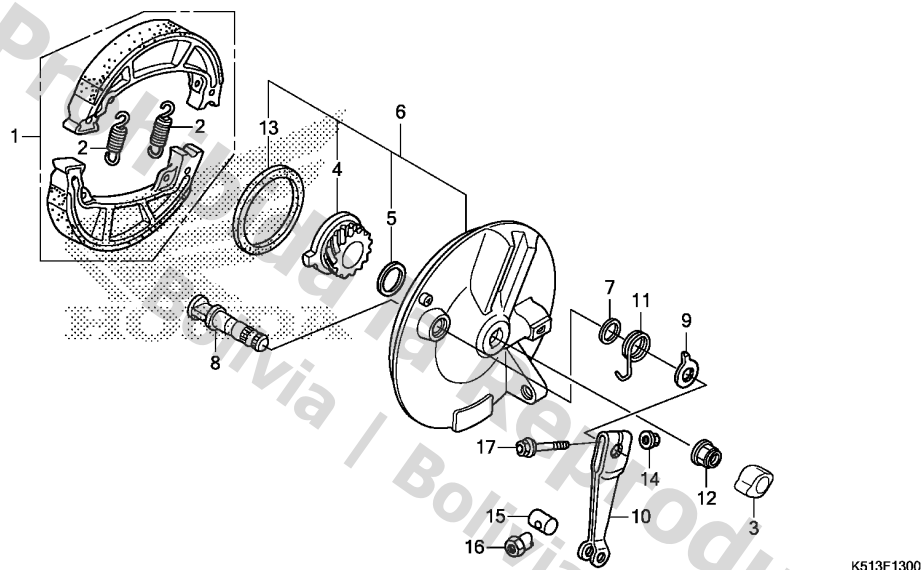
Ref. No.	Part No.	Description	Reqd. QTY	Serial No.	Parts catalogue code
			CGX125WH F		
13)	51520-KYY-952	CASE, L. BOTTOM(BRIGHT STAR)	1	-----	4LA,CL
14	90116-KRF-H71	BOLT, SOCKET, 8X30 (CHUANNAN ABSORBER)	2		
	90116-KYY-931	BOLT, SOCKET, 8X30 (BRIGHT STAR)	2		
15	90123-KRM-860	BOLT, FR. FORK .....	2		
16	90123-KYY-901	BOLT, FR. FORK (CHUANNAN ABSORBER)	2		
	90123-KYY-931	BOLT, FR. FORK(BRIGHT STAR)	2		
17	90521-KSP-900	WASHER, 10.3MM .....	2		
18	90544-KRF-H71	WASHER, SPECIAL, 8MM (CHUANNAN ABSORBER)	2		
	90544-KYY-931	WASHER, SPECIAL, 8MM (BRIGHT STAR)	2		
19	90651-KRF-H71	RING, OIL SEAL STOPPER (CHUANNAN ABSORBER)	2		
	90651-KYY-931	RING, OIL SEAL STOPPER (BRIGHT STAR)	2		
20	91254-KRF-H71	SEAL, DUST(CHUANNAN ABSORBER)	2		
	91254-KYY-931	SEAL, DUST(BRIGHT STAR) .....	2		
21	91351-KRF-H71	O-RING, 22X2.8 (CHUANNAN ABSORBER)	2		
	91351-KYY-931	O-RING, 22X2.8(BRIGHT STAR)	2		



F-13

FRONT BRAKE PANEL

F14



Ref. No.	L.O.N.	(Relative ref. Number) Description	F.R.T.
1	711115	SHOE(PAD) SET, BRAKE :FRONT ..	0.3
4		(13)	
4	7101C3	GEAR, SPEEDOMETER .....	0.3
6		(8)	
	7111D0	PANEL, FRONT BRAKE .....	0.4
10	7111C3	ARM, BRAKE :FRONT .....	0.1

K513F1300

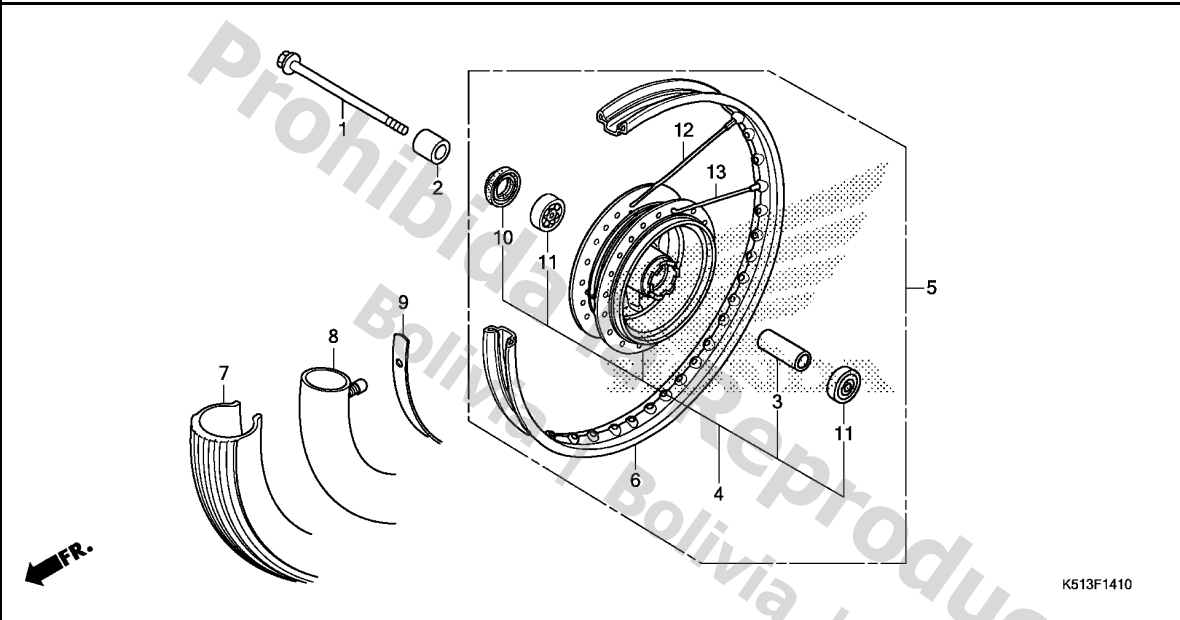
Ref. No.	Part No.	Description	Reqd. QTY	Serial No.	Parts catalogue code
			CGX125WH F		
1	06430-KRF-B70	SHOE SET, BRAKE(ASK) .....	1		
	06430-KRF-B90	SHOE SET, BRAKE(JB) .....	1		
2	43151-KCW-870	SPRING, BRAKE SHOE .....	2		
3	44302-KTT-950	CAP, AXLE NUT .....	1		
4	44806-KST-900	GEAR, SPEEDOMETER(21T) .....	1		
5	44808-107-720	WASHER, SPEEDOMETER GEAR .....	1		
6	45010-KYY-930ZB	PANEL SUB COMP., FR. BRAKE	1	-----	3LA,AG,LA
		*NH132M*..MAX SILVER METALLIC			
	45010-KYY-930ZA	*NH303M*	1	-----	4LA,CL
		MAT AXIS GRAY METALLIC			
7	45134-250-000	DUST SEAL, BRAKE CAM .....	1		
8	45141-KVX-600	CAM, FR. BRAKE .....	1		
9	45145-KRF-B40	INDICATOR, FR. BRAKE .....	1		
10	45410-KVX-600	ARM, FR. BRAKE .....	1		
11	45435-121-010	SPRING, FR. BRAKE ARM RETURN	1		
12	90306-KYA-601	NUT, FLANGE, 12MM(PT) .....	1		
13	91251-GK4-003	OIL SEAL, 47X60X7 (ARAI) .....	1		
	91251-GK4-005	OIL SEAL, 47X60X7 (NOK) .....	1		
14	94050-06080	NUT, FLANGE, 6MM .....	1		
15	95015-32001	JOINT B, BRAKE ARM .....	1		
16	95015-42000	NUT B, BRAKE ROD ADJUSTING ..	1		
17	95701-06032-00	BOLT, FLANGE, 6X32 .....	1		

3

**F-14-10**

**FRONT WHEEL(SPOKE)**

**F15**



Ref. No.	L.O.N.	(Relative ref. Number) Description	F.R.T.
1		(10)	
1	710151	AXLE, FRONT WHEEL .....	0.2
4		(12,13)	
4	710103	HUB, FRONT WHEEL .....	2.2
5	710104	FRONT WHEEL .....	0.7
6	710109	RIM, WHEEL :FRONT .....	2.1
7		(8,9)	
7	7101J8	FRONT TIRE AND/OR TUBE(ONE) ..	0.7
11	710115	BEARING, FRONT WHEEL(ONE) ....	0.4
	710115G	.Replace 1 bearing add .....	0.1

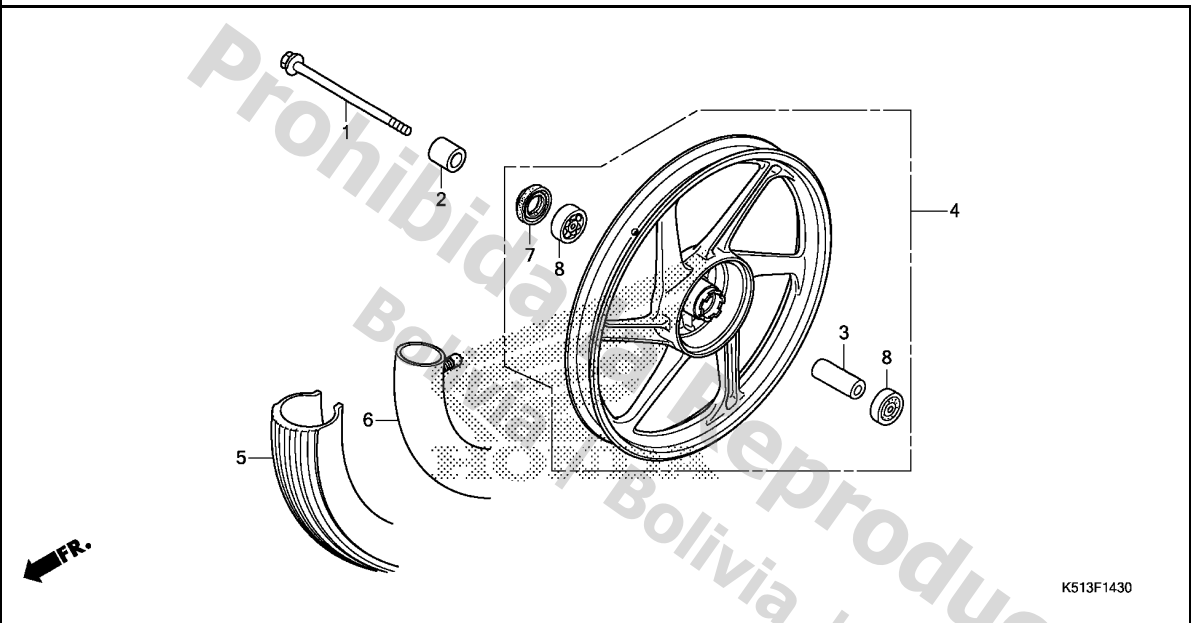
Ref. No.	Part No.	Description	Reqd. QTY	Serial No.	Parts catalogue code
			CGX125WH F		
1	44301-KYY-900	AXLE, FR. WHEEL .....	1	-----	3LA,AG,LA
2	44311-KYY-900	COLLAR, FR. WHEEL SIDE .....	1	-----	3LA,AG,LA
3	44620-400-000	COLLAR, FR. AXLE DISTANCE ...	1	-----	3LA,AG,LA
	44620-KRS-830	.....	1	-----	3LA,AG,LA
4	44635-KYY-900ZA	HUB SUB ASSY., FR. *NH132M*..MAX SILVER METALLIC	1	-----	3LA,AG,LA
5	44650-KYY-900ZB	WHEEL SUB ASSY., FR. *NH132M*..MAX SILVER METALLIC	1	-----	3LA,AG,LA
6	44701-KVX-700	RIM, FR. WHEEL .....	1	-----	3LA,AG,LA
7	44711-KYY-H01	TIRE, FR.(A SHIN TIRE) (80/100-18M/C 47P)	1	-----	3LA,LA
	44711-KYA-600	TIRE, FR.(CHENG SHIN) (80/100-18M/C 47P)	1	-----	AG
8	44712-KYY-H01	TUBE, TIRE .....	1	-----	3LA,LA
	44712-KVX-600	TUBE, TIRE(CHENG SHIN) (80/100-18)	1	-----	AG
9	44713-KVX-600	FLAP, TIRE(CHENG SHIN) (18X1.60)	1	-----	3LA,AG,LA
10	91251-KYY-900	DUST SEAL, 21X37X7 .....	1	-----	3LA,AG,LA
11	96140-63010-10	BEARING, RADIAL BALL, 6301U .	2	-----	3LA,AG,LA
12	97334-41163-PO	SPOKE SET(A10X161.5) .....	18	-----	3LA,AG,LA
		(INSIDE)	18	-----	3LA,AG,LA
13	97600-41162-PO	SPOKE SET(A10X161) .....	18	-----	3LA,AG,LA
		(OUTSIDE)	18	-----	3LA,AG,LA

**3**

F-14-30

FRONT WHEEL(CAST)

F16



Ref. No.	L.O.N.	(Relative ref. Number) Description	F.R.T.
1		(7)	
710151		AXLE, FRONT WHEEL .....	0.2
4	7101D4	FRONT WHEEL .....	0.7
5		(6)	
7101J8		FRONT TIRE AND/OR TUBE(ONE) ..	0.7
8	710115	BEARING, FRONT WHEEL(ONE) ....	0.4
	710115G	.Replace 1 bearing add .....	0.1

K513F1430

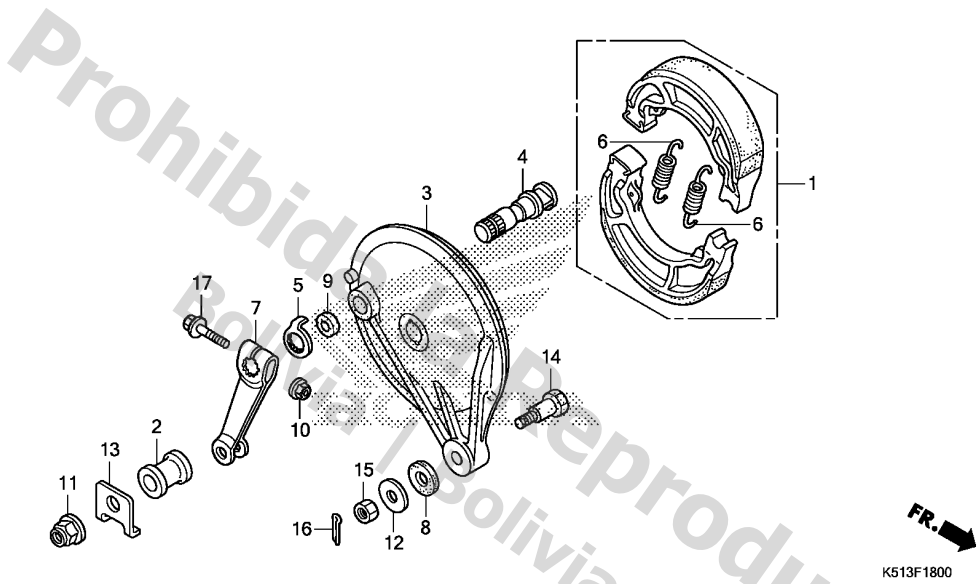
Ref. No.	Part No.	Description	Reqd. QTY	CGX125WH	Serial No.	Parts catalogue code
1	44301-KYY-900	AXLE, FR. WHEEL .....	1	-----	-----	4LA,CL
2	44311-KYY-900	COLLAR, FR. WHEEL SIDE .....	1	-----	-----	4LA,CL
3	44620-400-000	COLLAR, FR. AXLE DISTANCE ...	1	-----	-----	4LA,CL
	44620-KRS-830	.....	1	-----	-----	4LA,CL
4	44650-KYY-940ZA	WHEEL SUB ASSY., FR. *NH303M*	1	-----	-----	4LA,CL
		MAT AXIS GRAY METALLIC	1	-----	-----	4LA,CL
5	44711-KYY-H01	TIRE, FR.(A SHIN TIRE) (80/100-18M/C 47P)	1	-----	-----	4LA,CL
6	44712-KYY-H01	TUBE, TIRE .....	1	-----	-----	4LA,CL
7	91251-KYY-900	DUST SEAL, 21X37X7 .....	1	-----	-----	4LA,CL
8	96140-63010-10	BEARING, RADIAL BALL, 6301U ..	2	-----	-----	4LA,CL

3

F-18

REAR BRAKE PANEL

G 1



Ref. No.	L.O.N.	(Relative ref. Number) Description	F.R.T.
1	711140	SHOE(PAD) SET, BRAKE :REAR ... (4)	0.4
3	7111A9	PANEL, REAR BRAKE .....	0.5
7	7111C4	ARM, BRAKE :REAR .....	0.1

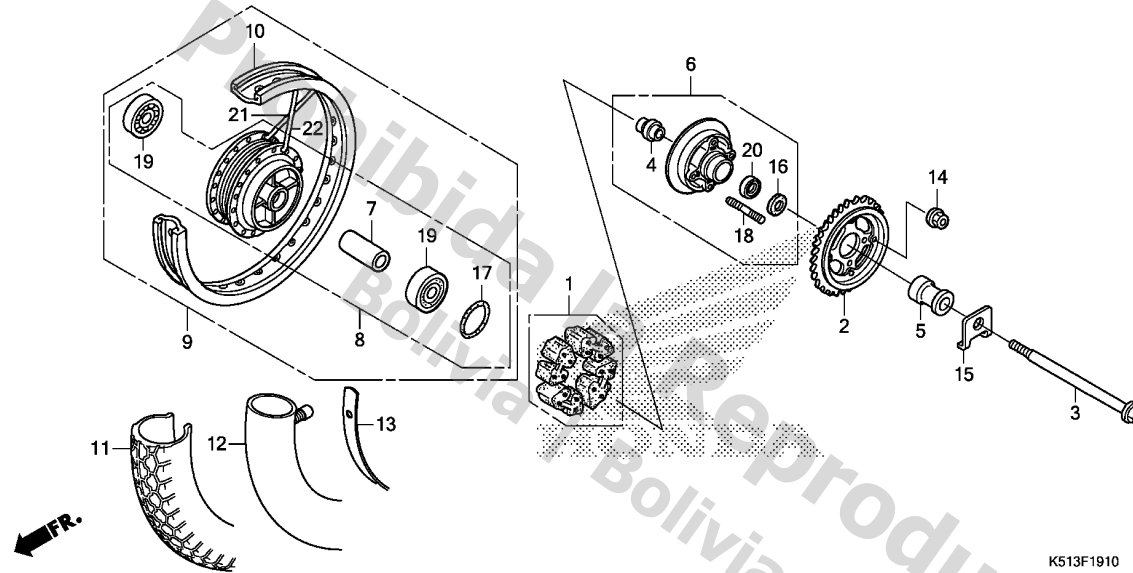
Ref. No.	Part No.	Description	Reqd. QTY	Serial No.	Parts catalogue code
			CGX125WH F		
1	06430-KRF-B70	SHOE SET, BRAKE(ASK) .....	1		
	06430-KRF-B90	SHOE SET, BRAKE(JB) .....	1		
2	42313-KYY-900	COLLAR, RR. BRAKE PANEL SIDE	1		
3	43100-KYY-930ZB	PANEL COMP., RR. BRAKE	1		
		*NH132M*..MAX SILVER METALLIC	1	-----	3LA,AG,LA
	43100-KYY-930ZA	*NH303M*	1	-----	4LA,CL
		MAT AXIS GRAY METALLIC	1		
4	43141-KRV-900	CAM, RR. BRAKE .....	1		
5	43145-KRF-B40	INDICATOR, RR. BRAKE .....	1		
6	43151-KCW-870	SPRING, BRAKE SHOE .....	2		
7	43410-KYY-900	ARM, RR. BRAKE .....	1		
8	43434-ME1-670	RUBBER, STOPPER ARM .....	1		
9	45134-250-000	DUST SEAL, BRAKE CAM .....	1		
10	90302-KYA-601	NUT, FLANGE, 6MM(PT) .....	1		
11	90305-KYA-601	NUT, FLANGE, 14MM(PT) .....	1		
12	90505-425-000	WASHER, 8MM .....	1		
13	90559-KYY-900	WASHER, RR. AXLE .....	1		
14	92811-10000	BOLT A, BRAKE STOPPER .....	1		
15	94001-08080-0S	NUT, HEX., 8MM .....	1		
16	94201-20150	PIN, SPLIT, 2.0X15 .....	1		
17	95701-06035-08	BOLT, FLANGE, 6X35 .....	1		

3

**F-19-10**

**REAR WHEEL(SPOKE)**

**G 2**



Ref. No.	L.O.N.	(Relative ref. Number) Description	F.R.T.
1		(17)	
710157		DAMPER, REAR WHEEL .....	0.3
2	7101A0	SPROCKET, FINAL DRIVEN .....	0.4
3		(16)	
710160		AXLE, REAR WHEEL .....	0.3
6	7101A5	FLANGE ASSY., FINAL DRIVEN ...	0.4
8		(21,22)	
710121		HUB, REAR WHEEL .....	2.3
9	710118	REAR WHEEL .....	0.8
10	710127	RIM, WHEEL :REAR .....	2.2
11		(12,13)	
7101J9		REAR TIRE AND/OR TUBE(ONE) ...	0.8
19	710133	BEARING, REAR WHEEL(ONE) .....	0.5
	710133G	.Replace 1 bearing add .....	0.1
20	7101D1	BEARING, FINAL DRIVEN FLANGE ..	0.5

K513F1910

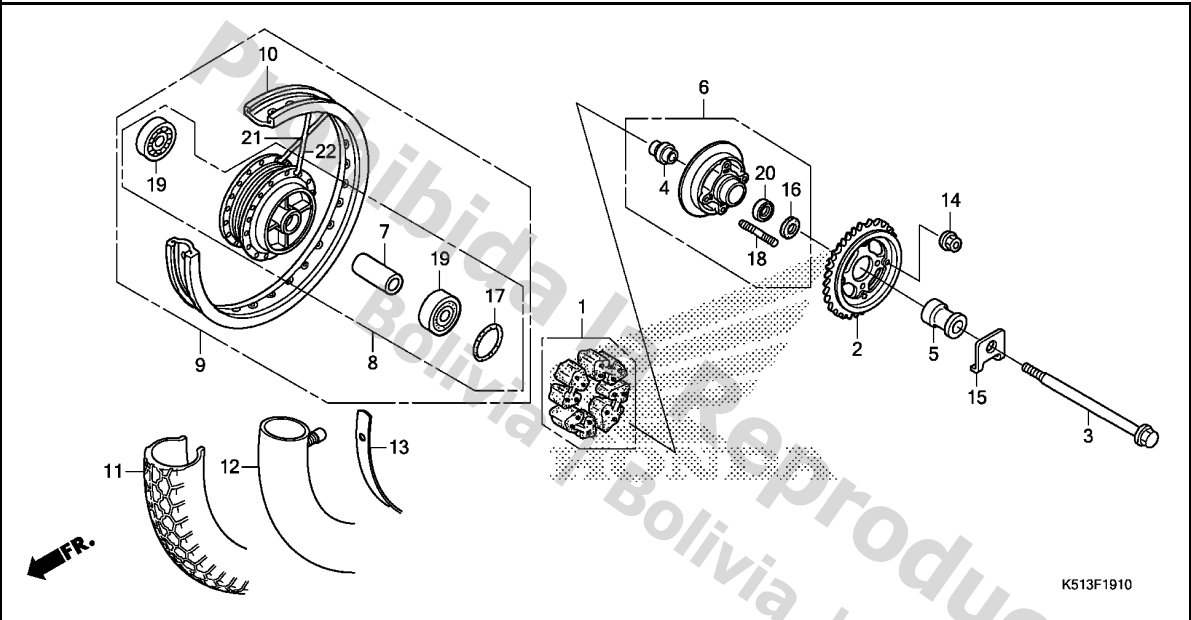
Ref. No.	Part No.	Description	Reqd. QTY	Serial No.	Parts catalogue code
			CGX125WH F		
1	06410-KSP-900	DAMPER SET, WHEEL .....	1	-----	3LA,AG,LA
2	41200-KYY-B50	SPROCKET COMP., FINAL DRIVEN (44T)	1	-----	3LA,AG,LA
3	42301-KYY-900	AXLE, RR. WHEEL .....	1	-----	3LA,AG,LA
4	42303-KYY-900	SLEEVE, RR. WHEEL .....	1	-----	3LA,AG,LA
5	42311-KYY-900	COLLAR, L. RR. WHEEL SIDE ...	1	-----	3LA,AG,LA
6	42615-KYY-930	FLANGE SUB ASSY., RR. DRIVEN	1	-----	3LA,AG,LA
7	42620-KYY-900	COLLAR, RR. AXLE DISTANCE ...	1	-----	3LA,AG,LA
8	42635-KYY-900ZA	HUB SUB ASSY., RR. *NH132M*.MAX SILVER METALLIC	1	-----	3LA,AG,LA
9	42650-KYY-900ZB	WHEEL SUB ASSY., RR. *NH132M*.MAX SILVER METALLIC	1	-----	3LA,AG,LA
10	42701-KWK-920	RIM, RR. WHEEL .....	1	-----	3LA,AG,LA
11	42711-KYY-H01	TIRE, RR.(A SHIN TIRE) (90/90-18M/C 51P)	1	-----	3LA,LA
	42711-KYA-600	TIRE, RR.(CHENG SHIN) (90/90-18M/C 51P)	1	-----	AG
12	42712-KYY-H01	TUBE, TIRE .....	1	-----	3LA,LA
	42712-KYA-600	TUBE, TIRE(CHENG SHIN) (90/90-18M/C)	1	-----	AG
13	44713-KVX-600	FLAP, TIRE(CHENG SHIN) (18X1.60)	1	-----	3LA,AG,LA
14	90304-KYA-601	NUT, FLANGE, 10MM(PT) .....	4	-----	3LA,AG,LA
15	90559-KYY-900	WASHER, RR. AXLE .....	1	-----	3LA,AG,LA
16	91257-KYY-930	OIL SEAL, 28X42X7 .....	1	-----	3LA,AG,LA
17	91352-KSP-900	O-RING, 51X2 .....	1	-----	3LA,AG,LA

**3**

**F-19-10**

**REAR WHEEL(SPOKE)**

**G 3**



K513F1910

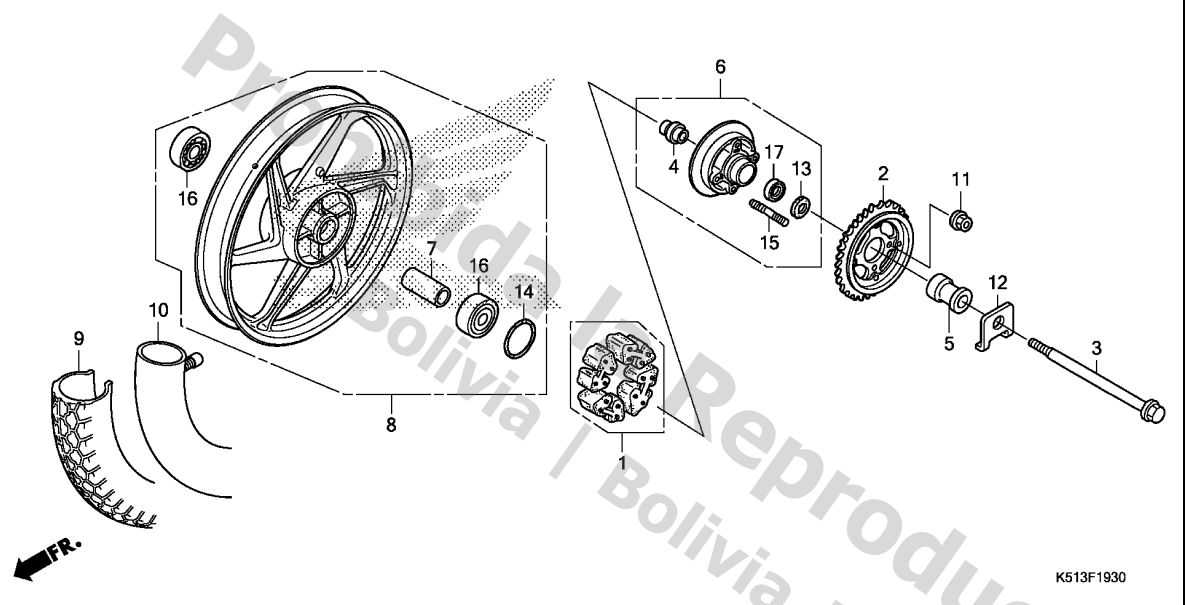
Ref. No.	Part No.	Description	Reqd. QTY CGX125WH F	Serial No.	Parts catalogue code
18	92915-10025-0E	BOLT, STUD, 10X25 .....	4	-----	3LA,AG,LA
19	96140-63020-10	BEARING, RADIAL BALL, 6302U ..	2	-----	3LA,AG,LA
20	96150-60040-10	BEARING, RADIAL BALL, 6004UU	1	-----	3LA,AG,LA
21	97284-52164-RO	SPOKE SET B(9X162) .....	18	-----	3LA,AG,LA
		(INSIDE)			
22	97605-52163-RO	SPOKE SET B(9X161.5) .....	18	-----	3LA,AG,LA
		(OUTSIDE)			

**3**

F-19-30

REAR WHEEL(CAST)

G 4

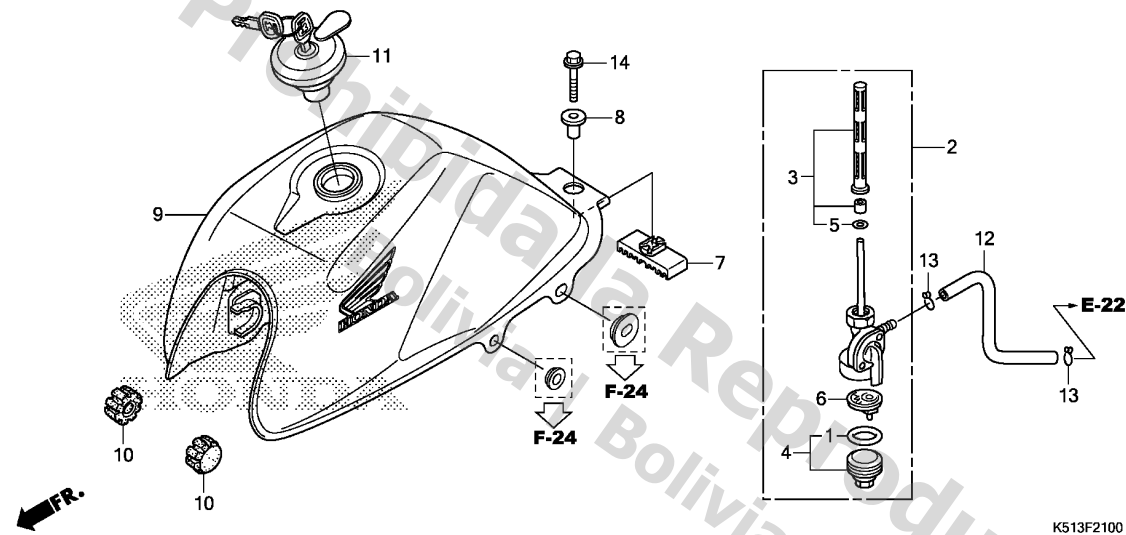


Ref. No.	L.O.N.	(Relative ref. Number) Description	F.R.T.
1		(14)	
1	710157	DAMPER, REAR WHEEL .....	0.3
2	7101A0	SPROCKET, FINAL DRIVEN .....	0.4
3		(13)	
3	710160	AXLE, REAR WHEEL .....	0.3
6	7101A5	FLANGE ASSY., FINAL DRIVEN ...	0.4
8	710118	REAR WHEEL .....	0.8
9		(10)	
9	7101J9	REAR TIRE AND/OR TUBE(ONE) ...	0.8
16	710133	BEARING, REAR WHEEL(ONE) .....	0.5
	710133G	.Replace 1 bearing add .....	0.1
17	7101D1	BEARING, FINAL DRIVEN FLANGE ..	0.5

K513F1930

Ref. No.	Part No.	Description	Reqd. QTY	Serial No.	Parts catalogue code
			CGX125WH F		
1	06410-KSP-900	DAMPER SET, WHEEL .....	1	-----	4LA,CL
2	41200-KYY-B50	SPROCKET COMP., FINAL DRIVEN (44T)	1	-----	4LA,CL
3	42301-KYY-900	AXLE, RR. WHEEL .....	1	-----	4LA,CL
4	42303-KYY-900	SLEEVE, RR. WHEEL .....	1	-----	4LA,CL
5	42311-KYY-900	COLLAR, L. RR. WHEEL SIDE ...	1	-----	4LA,CL
6	42615-KYY-930	FLANGE SUB ASSY., RR. DRIVEN	1	-----	4LA,CL
7	42620-KYY-900	COLLAR, RR. AXLE DISTANCE ...	1	-----	4LA,CL
8	42650-KYY-940ZA	WHEEL SUB ASSY., RR. *NH303M*	1	-----	4LA,CL
9	42711-KYY-H01	MAT AXIS GRAY METALLIC TIRE, RR.(A SHIN TIRE)	1	-----	4LA,CL
		(90/90-18M/C 51P)	1	-----	4LA,CL
10	42712-KYY-H01	TUBE, TIRE .....	1	-----	4LA,CL
11	90304-KYA-601	NUT, FLANGE, 10MM(PT) .....	4	-----	4LA,CL
12	90559-KYY-900	WASHER, RR. AXLE .....	1	-----	4LA,CL
13	91257-KYY-930	OIL SEAL, 28X42X7 .....	1	-----	4LA,CL
14	91352-KSP-900	O-RING, 51X2 .....	1	-----	4LA,CL
15	92915-10025-0E	BOLT, STUD, 10X25 .....	4	-----	4LA,CL
16	96140-63020-10	BEARING, RADIAL BALL, 6302U ..	2	-----	4LA,CL
17	96150-60040-10	BEARING, RADIAL BALL, 6004UU	1	-----	4LA,CL

3



Ref. No.	L.O.N.	(Relative ref. Number) Description	F.R.T.
2	310110	COCK ASSY., FUEL	0.2
3		(5)	
3	310115	SCREEN, FUEL STRAINER	0.2
4		(1,6)	
4	3101A6	CUP, FUEL STRAINER	0.1
9	310100	TANK, FUEL	0.2

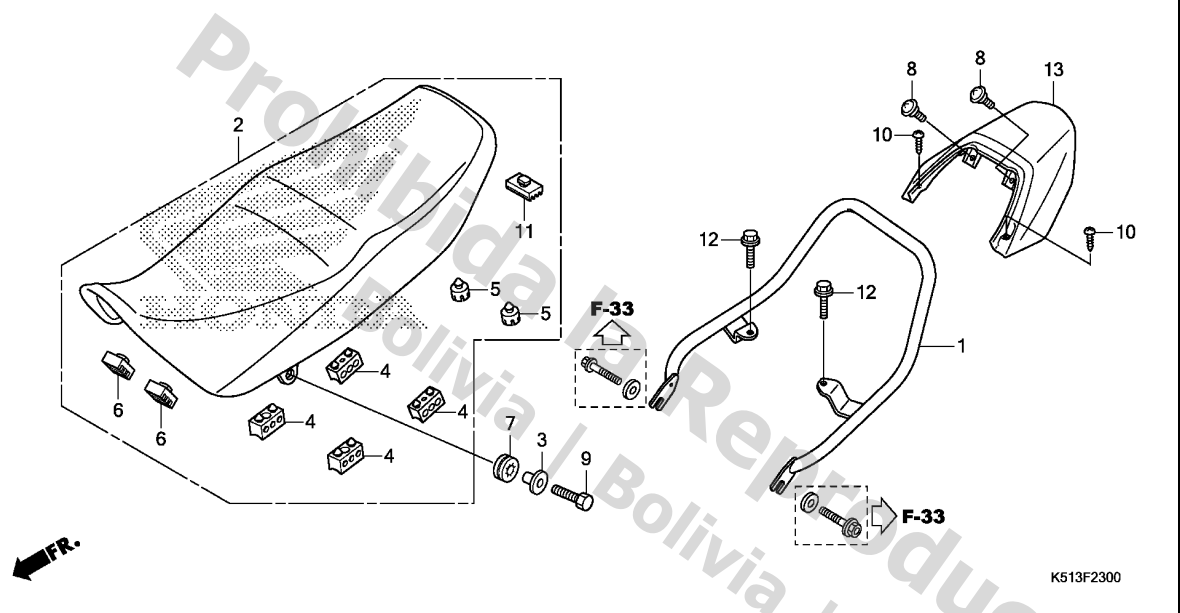
Ref. No.	Part No.	Description	Reqd. QTY CGX125WH F	Serial No.	Parts catalogue code
1	16173-KEJ-900	O-RING	1		
2	16950-KYY-710	COCK ASSY., FUEL	1		
3	16952-KYY-710	SCREEN SET, FUEL STRAINER	1		
4	16953-KWK-900	CUP SET, FUEL STRAINER	1		
5	16958-KEJ-900	O-RING	1		
6	16959-KEJ-900	FILTER, CUP	1		
7	17508-KYY-900	RUBBER, RR. FUEL TANK MOUNTING	1		
8	17509-KVX-600	COLLAR, FUEL TANK MOUNT	1		
9	17520-K51-600ZA	TANK SET, FUEL(WL)	1		
		*TYPE4*	1		
	17520-K51-600ZB	*TYPE3*	1		
	17520-K51-600ZC	*TYPE2*	1		
	17520-K51-600ZD	*TYPE1*	1		
10	17611-286-000	CUSHION, FR. FUEL TANK	2		
11	17620-KYY-971	CAP COMP., FUEL FILLER	1		
12	17681-KYY-710	TUBE, FUEL	1		
13	90652-KRF-S00	CLIP, TUBE(B8)	2		
14	95701-08035-08	BOLT, FLANGE, 8X35	1		



F-23

SEAT/REAR COWL

G 6



Ref. No.	L.O.N.	(Relative ref. Number) Description	F.R.T.
1	4131F6	RAIL, GRAB :REAR .....	0.1
2	4131E4	SEAT :DOUBLE .....	0.1
13	411135	COWL, REAR .....	0.3

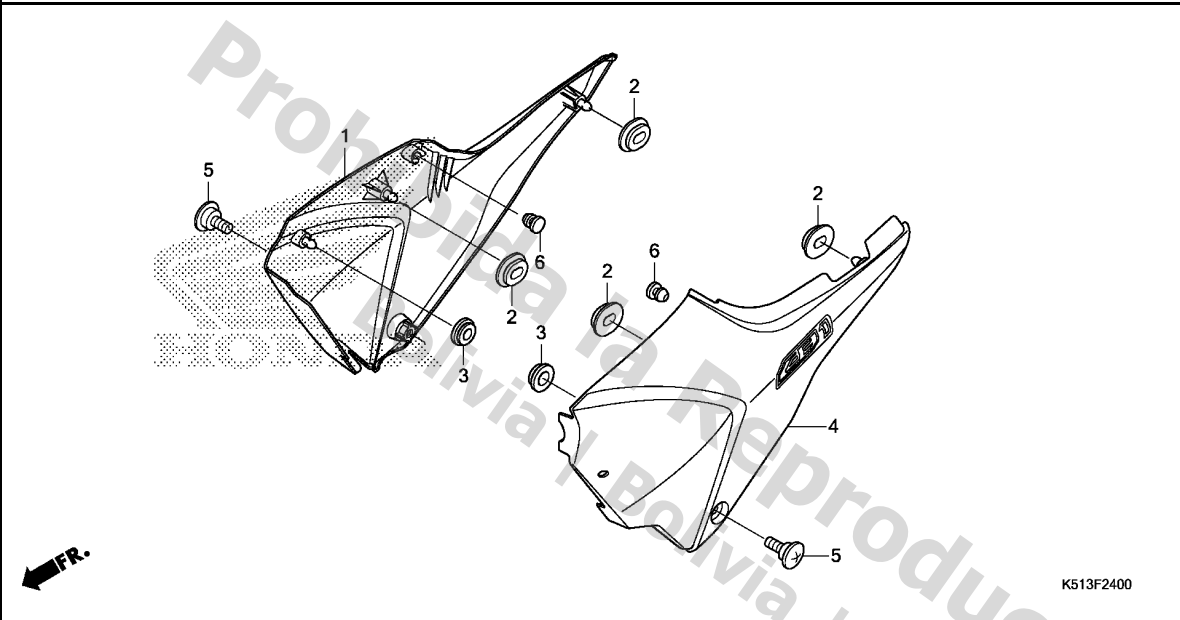
3

Ref. No.	Part No.	Description	Reqd. QTY CGX125WH F	Serial No.	Parts catalogue code
1	50400-KYY-930	PIPE COMP., RR. GRIP .....	1		
2	77200-K51-600	SEAT ASSY., DOUBLE .....	1		
3	77201-KYY-930	COLLAR, SEAT MOUNTING .....	2		
4	77204-KYA-600	RUBBER A, SEAT SETTING .....	4		
5	77206-KFN-850	RUBBER, SEAT CUSHION .....	2		
6	77207-KYA-600	RUBBER B, SEAT SETTING .....	2		
7	77218-KYY-900	RUBBER, SEAT STAY .....	2		
8	91510-KYA-600	SCREW, PAN, 5X15 .....	2		
9	92101-08028-0A	BOLT, HEX., 8X28 .....	2		
10	93903-34320	SCREW, TAPPING, 4X12 .....	2		
11	95011-64000	RUBBER D, STAND STOPPER .....	1		
12	95701-08016-08	BOLT, FLANGE, 8X16 .....	2		
13	77220-KYY-950ZA	COWL, RR. *NHA06P*..PEARL PROCYON BLACK	1		
	77220-KYY-950ZB	*R264C*.....CANDY LUCID RED	1		
	77220-KYY-950ZE	*PB323C*.....CANDY ARUJA BLUE	1		
	77220-KYY-950ZG	*NHA30M* DIGITAL SILVER METALLIC	1		

F-24

SIDE COVER

G 7



Ref. No.	L.O.N.	(Relative ref. Number) Description	F.R.T.
1	4111H9	COVER, SIDE :RIGHT .....	0.1
4	4111H8	COVER, SIDE :LEFT .....	0.1
	4111J0	COVER, SIDE :BOTH .....	0.1

K513F2400

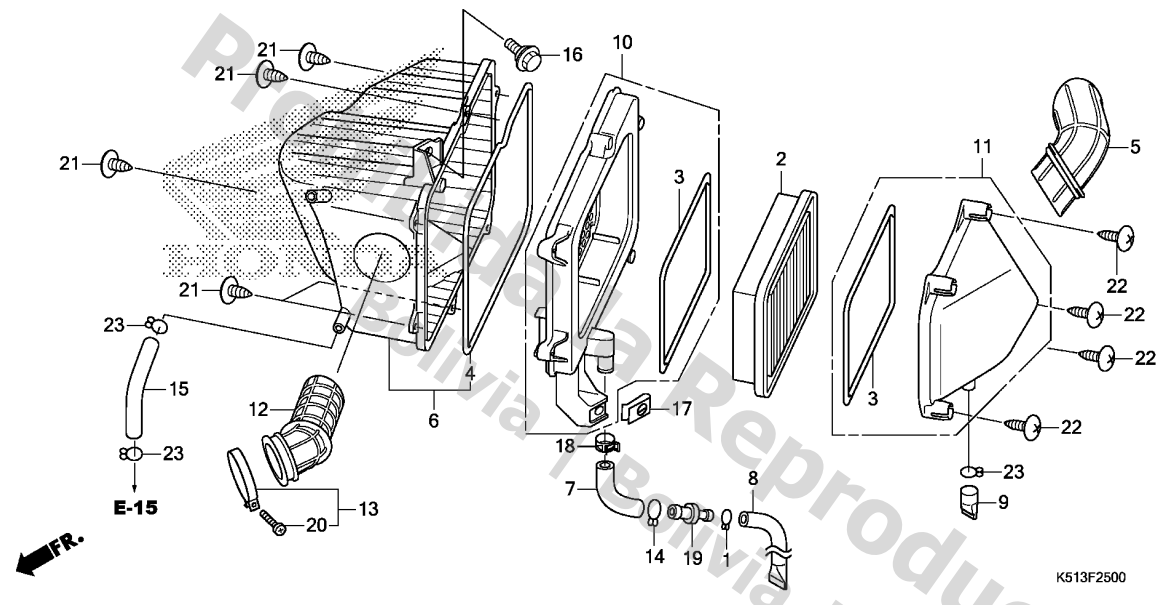
Ref. No.	Part No.	Description	Reqd. QTY CGX125WH F	Serial No.	Parts catalogue code
1	83520-K51-600ZA	COVER SET, R. SIDE(WL) *TYPE1*.....	1		
2	83542-KPN-900	GROMMET, SIDE COVER .....	4		
3	83551-376-000	GROMMET, SIDE COVER .....	2		
4	83620-K51-600ZA	COVER SET, L. SIDE(WL) *TYPE1*.....	1		
5	90104-KYY-B00	SCREW, SPECIAL, 6X25 .....	2		
6	90572-KV3-300	RUBBER, SEPARATOR MOUNTING ..	2		

3

F-25

AIR CLEANER

G 8



Ref. No.	L.O.N.	(Relative ref. Number) Description	F.R.T.
2		(3)	
	312105	ELEMENT, AIR CLEANER .....	0.1
6	3121A5	CASE, AIR CLEANER .....	0.5
10	3121E8	CASE, SUB AIR CLEANER .....	0.4
11		(5)	
	312102	COVER, AIR CLEANER CASE .....	0.2
12	3121B6	TUBE, AIR CLEANER CONNECTING ..	0.5

Ref. No.	Part No.	Description	Reqd. QTY CGX125WH F	Serial No.	Parts catalogue code
1	15772-KYY-930	CLIP, TUBE .....	1		
2	17211-K51-600	ELEMENT COMP., AIR CLEANER ..	1		
3	17214-KVX-600	SEAL, AIR CLEANER .....	2		
4	17215-KYY-900	SEAL, AIR CLEANER CASE .....	1		
5	17219-KYY-900	DUCT, AIR CLEANER .....	1		
6	17225-KYY-600	CASE SUB ASSY., AIR CLEANER ..	1		
7	17226-KYY-930	TUBE, DRAIN .....	1		
8	17227-KYY-930	TUBE, B DRAIN .....	1		
9	17234-KCC-941	TUBE, AIR CLEANER DRAIN .....	1		
10	17235-KYY-900	HOLDER SUB ASSY., AIR CLEANER	1		
11	17245-KYY-900	COVER SUB ASSY., AIR CLEANER	1		
12	17253-KYY-900	TUBE, AIR CLEANER CONNECTING	1		
13	17255-329-000	BAND A, AIR CLEANER CONNECTING TUBE	1		
14	17316-KRH-900	CLIP, BREATHER TUBE .....	1		
15	17368-KYY-900	TUBE, BREATHER .....	1		
16	90111-162-000	BOLT, FLANGE, 6MM .....	1		
17	90311-KSH-900	NUT, CLIP, 6MM .....	1		
18	91405-KRF-B50	CLAMP, TUBE(D17) .....	1		
19	91463-KYY-930	JOINT, TUBE .....	1		
20	93500-05025-0G	SCREW, PAN, 5X25 .....	1		
21	93903-25380	SCREW, TAPPING, 5X16 .....	6		
22	93903-25580	SCREW, TAPPING, 5X25 .....	4		
23	95002-02130	CLIP, TUBE(B12.5) .....	3		

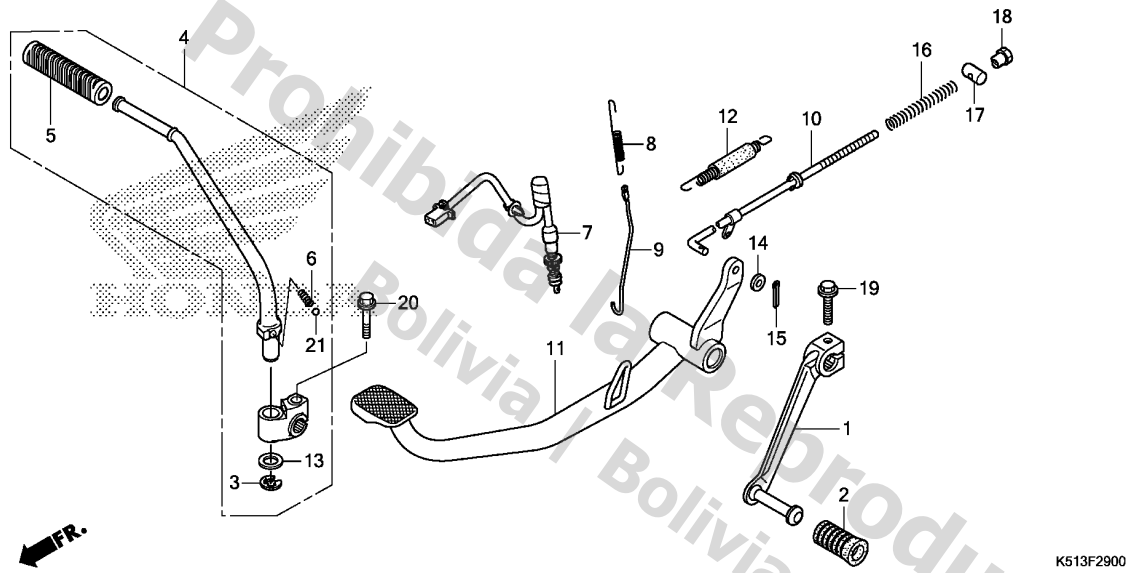
3



F-29

PEDAL/KICK STARTER

G10

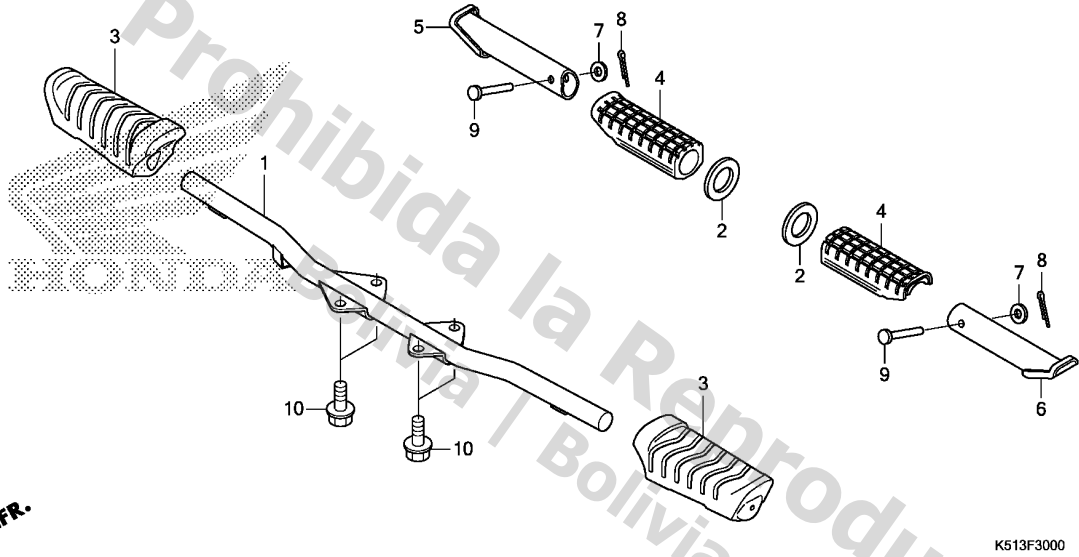


Ref. No.	L.O.N.	(Relative ref. Number) Description	F.R.T.
1	4101A1	PEDAL, GEAR CHANGE .....	0.1
4	112107	ARM, KICK STARTER .....	0.1
7	6151B5	SWITCH, REAR STOP :PEDAL SIDE .....	0.4
10	811135	ROD, REAR BRAKE .....	0.4
11	810160	PEDAL, REAR BRAKE .....	0.4
12	8101A8	SPRING, BRAKE PEDAL .....	0.2

K513F2900

3

Ref. No.	Part No.	Description	Reqd. QTY	Serial No.	Parts catalogue code
			CGX125WH F		
1	24701-KYY-900	PEDAL, GEAR CHANGE .....	1		
2	24781-KR3-770	RUBBER, GEAR CHANGE PEDAL .....	1		
3	28293-333-000	CLIP, KICK STARTER ARM .....	1		
4	28300-KYY-900	ARM ASSY., KICK STARTER .....	1		
5	28311-KWS-900	RUBBER, KICK STARTER .....	1		
6	28333-KK0-000	SPRING, KICK STARTER .....	1		
7	35350-KYY-901	SWITCH ASSY., RR. STOP .....	1		
8	35357-KYY-900	SPRING, STOP SWITCH .....	1		
9	35358-KYY-900	ROD, STOP SWITCH .....	1		
10	43451-KYY-930	ROD COMP., RR. BRAKE .....	1		
11	46500-KYY-900	PEDAL COMP., BRAKE .....	1		
12	46510-KSP-900	SPRING SET, BRAKE PEDAL .....	1		
13	90505-KRM-860	WASHER, 15.5X22 .....	1		
14	94101-05800	WASHER, PLAIN, 5MM .....	1		
15	94201-20150	PIN, SPLIT, 2.0X15 .....	1		
16	95014-73100	SPRING A, BRAKE ROD .....	1		
17	95015-32001	JOINT B, BRAKE ARM .....	1		
18	95015-42000	NUT B, BRAKE ROD ADJUSTING ..	1		
19	95701-06020-08	BOLT, FLANGE, 6X20 .....	1		
20	95701-08035-08	BOLT, FLANGE, 8X35 .....	1		
21	96211-08000	BALL, STEEL, #8(1/4) .....	1		



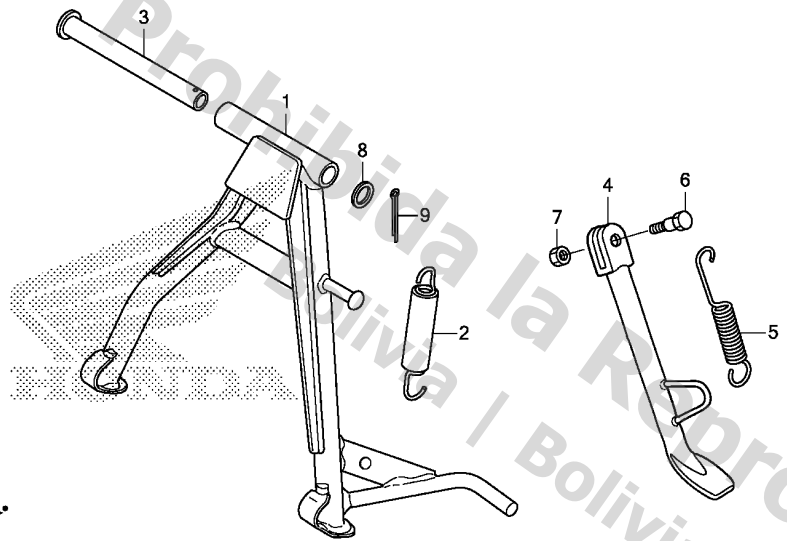
Ref. No.	L.O.N.	(Relative ref. Number) Description	F.R.T.
1	410145	BAR, STEP .....	0.3
3	4101D3	RUBBER, STEP :LEFT .....	0.1
	4101D4	RUBBER, STEP :RIGHT .....	0.1
	4101L8	RUBBER, STEP :BOTH .....	0.1
5		(4)	
	4101C8	BAR, PILLION STEP :RIGHT .....	0.1
6		(4)	
	4101C7	BAR, PILLION STEP :LEFT .....	0.1
	4101P4	BAR, PILLION STEP :BOTH .....	0.2

Ref. No.	Part No.	Description	Reqd. QTY CGX125WH F	Serial No.	Parts catalogue code
1	50610-KYY-970	BAR COMP., STEP .....	1		
2	50616-KYA-700	PLATE, MAIN STEP SIDE .....	2		
3	50661-KYY-900	RUBBER, STEP .....	2		
4	50710-KE8-000	RUBBER, PILLION STEP .....	2		
5	50711-KYA-700	BAR, R. PILLION STEP .....	1		
6	50712-KYY-930	BAR, L. PILLION STEP .....	1		
7	94101-06000	WASHER, PLAIN, 6MM .....	2		
8	94201-16150	PIN, SPLIT, 1.6X15 .....	2		
9	95015-81000	PIN A, PILLION STEP .....	2		
10	95701-08018-08	BOLT, FLANGE, 8X18 .....	4		

F-31

STAND

G12



FR.

K513F3100

Ref. No.	L.O.N.	(Relative ref. Number) Description	F.R.T.
1		(3)	
410175		STAND, MAIN .....	0.4
410176		SPRING, MAIN STAND .....	0.2
410180		BAR, SIDE STAND .....	0.2
410182		SPRING, SIDE STAND .....	0.1

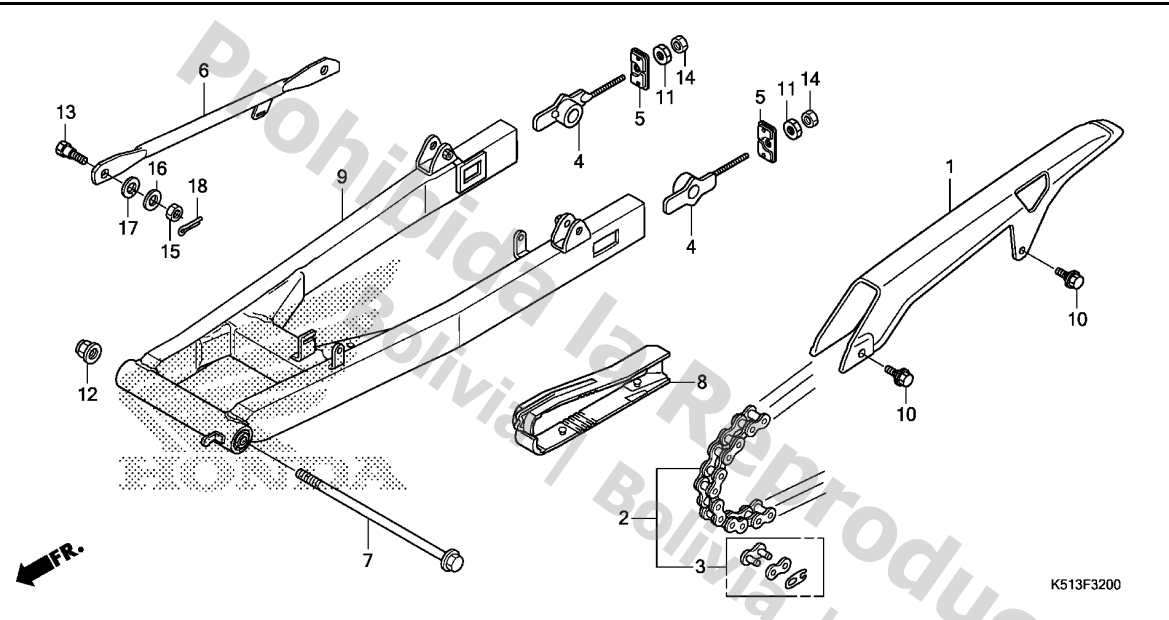
3

Ref. No.	Part No.	Description	Reqd. QTY CGX125WH F	Serial No.	Parts catalogue code
1	50500-KYY-930	STAND COMP., MAIN .....	1		
2	50505-KPN-A00	SPRING ASSY., MAIN STAND .....	1		
3	50526-KYY-970	SHAFT, MAIN STAND PIVOT .....	1		
4	50530-KYY-900	BAR COMP., SIDE STAND .....	1		
5	50531-KVX-600	SPRING, SIDE STAND .....	1		
6	90109-KCW-870	SCREW, SIDE STAND PIVOT .....	1		
7	90304-VMO-770	NUT, U, 10MM .....	1		
8	90521-028-000	WASHER, 17X22 .....	1		
9	94201-30250	PIN, SPLIT, 3.0X25 .....	1		

# F-32

# SWINGARM

**G13**



Ref. No.	L.O.N.	(Relative ref. Number) Description	F.R.T.
1	410195	CASE, DRIVE CHAIN .....	0.1
2	213165	CHAIN, DRIVE .....	0.2
6	7111H2	ARM, REAR BRAKE STOPPER .....	0.2
8	4101E5	SLIDER, CHAIN .....	0.2
9	5121B0	SWINGARM ASSEMBLY .....	0.8

Ref. No.	Part No.	Description	Reqd. QTY CGX125WH F	Serial No.	Parts catalogue code
1	40510-KYY-900	CASE, DRIVE CHAIN .....	1		
2	40530-KYY-931	CHAIN, DRIVE(KMC428DF-122L) ..	1		
3	40531-KYY-931	JOINT, DRIVE CHAIN .....	1		
4	40543-KYY-901	ADJUSTER COMP., CHAIN .....	2		
5	40546-KYY-900	CAP, SWINGARM END .....	2		
6	43431-KYY-930	ARM COMP., RR. BRAKE STOPPER ..	1		
7	52101-KYY-900	BOLT, SWINGARM PIVOT .....	1		
8	52170-KYY-900	SLIDER, CHAIN .....	1		
9	52200-KYY-902	SWINGARM SUB ASSY., RR. ....	1		
10	90119-KTT-900	BOLT, FLANGE, 6MM .....	2		
11	90302-KRS-830	NUT, SPECIAL, 6MM .....	2		
12	90306-KYA-601	NUT, FLANGE, 12MM(PT) .....	1		
13	92812-10000	BOLT A, STOPPER ARM .....	1		
14	94001-06000-0S	NUT, HEX., 6MM .....	2		
15	94001-08080-0S	NUT, HEX., 8MM .....	1		
16	94101-08800	WASHER, PLAIN, 8MM .....	1		
17	94111-10800	WASHER, SPRING, 10MM .....	1		
18	94201-20150	PIN, SPLIT, 2.0X15 .....	1		

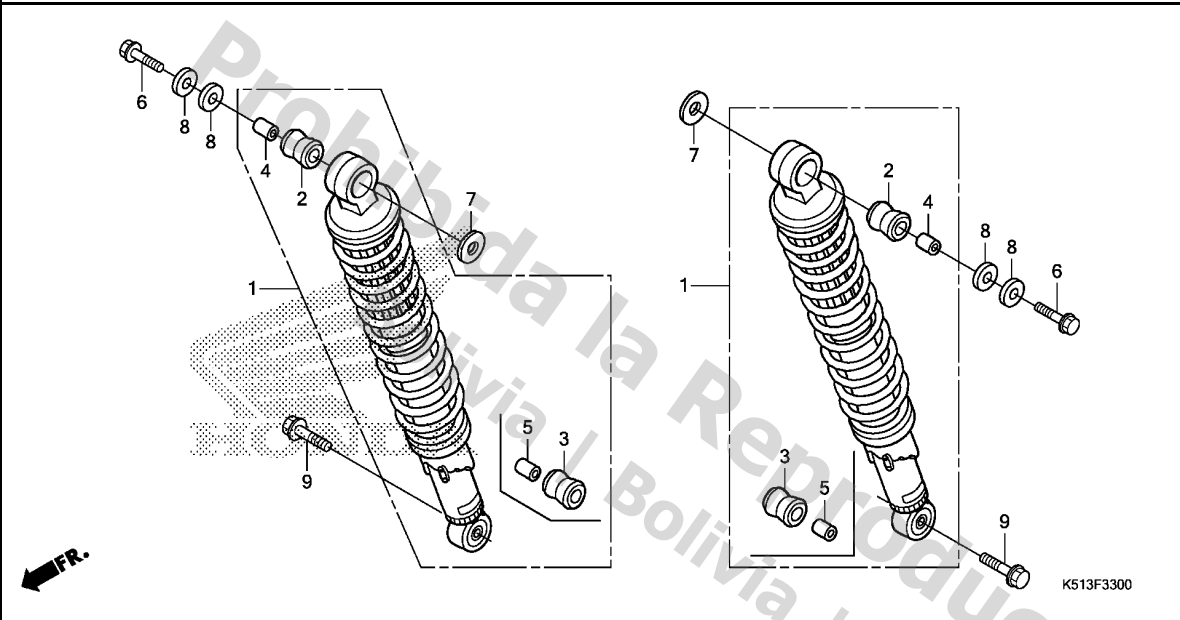
**3**



F-33

REAR CUSHION

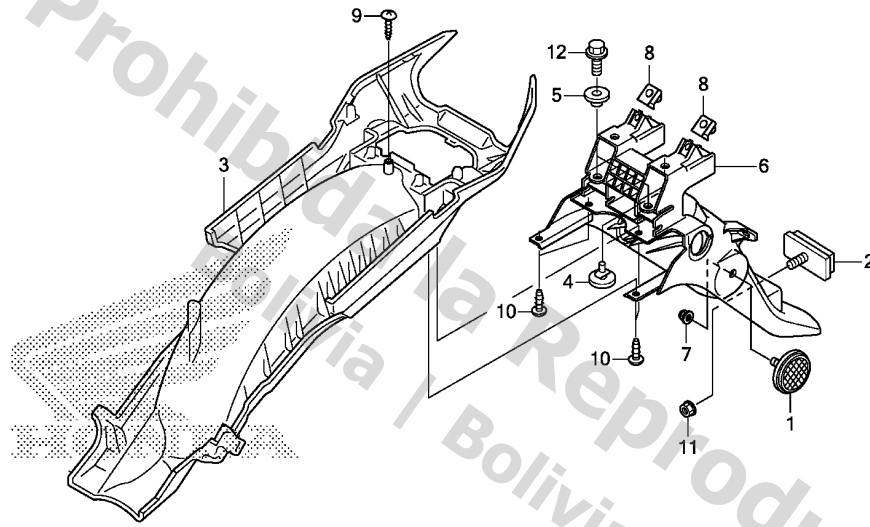
G14



Ref. No.	L.O.N.	(Relative ref. Number) Description	F.R.T.
1	5121B6	CUSHION ASSY., REAR :LEFT	0.1
	5121B7	CUSHION ASSY., REAR :RIGHT	0.1
	5121B8	CUSHION ASSY., REAR :BOTH	0.2

3

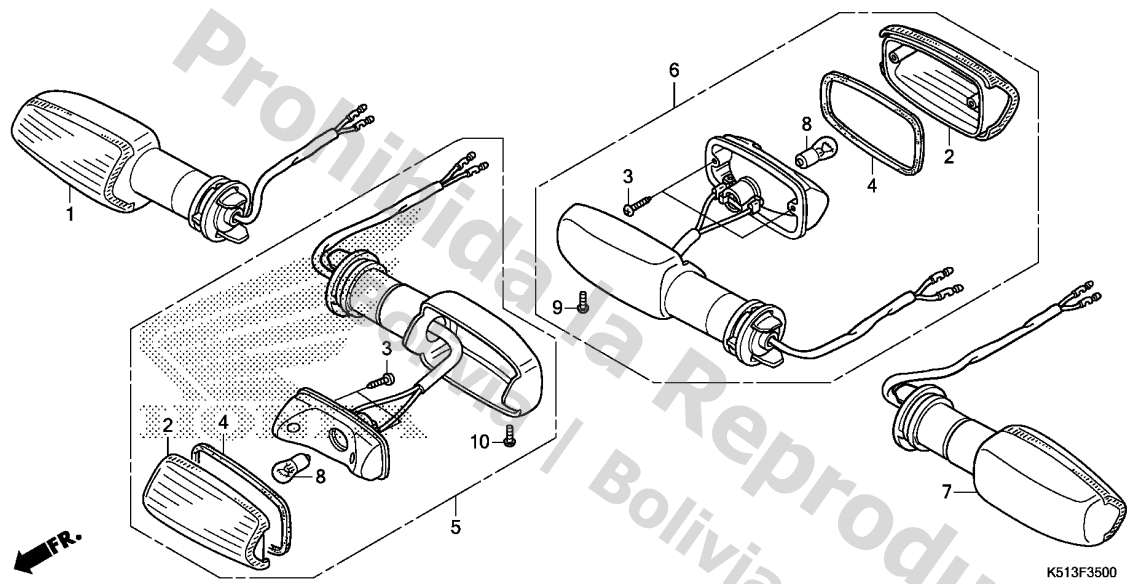
Ref. No.	Part No.	Description	Reqd. QTY	Serial No.	Parts catalogue code
			CGX125WH		
			F		
1	52400-KYY-902	CUSHION ASSY., RR. (CHUANNAN ABSORBER)	2		
	52400-KYY-931	CUSHION ASSY., RR. (BRIGHT STAR)	2		
2	52485-KRF-H71	BUSH, RUBBER UPPER (CHUANNAN ABSORBER)	2		
	52485-KYY-930	BUSH, RUBBER UPPER (BRIGHT STAR)	2		
3	52486-KYY-930	BUSH, RUBBER UNDER (BRIGHT STAR)	2		
4	52487-KRF-H71	COLLAR, RUBBER BUSH UPPER (CHUANNAN ABSORBER)	2		
	52487-KYY-930	COLLAR, RUBBER BUSH UPPER (BRIGHT STAR)	2		
5	52487-KYY-930	COLLAR, RUBBER BUSH UPPER (BRIGHT STAR)	2		
6	90183-GFM-970	BOLT, SPECIAL FLANGE, 8X26	2		
7	94102-12000	WASHER, PLAIN, 12MM	2		
8	94103-08000	WASHER, PLAIN, 8MM	4		
9	95801-10035-08	BOLT, FLANGE, 10X35	2		



K513F3400

Ref. No.	L.O.N.	(Relative ref. Number) Description	F.R.T.
3	413110	FENDER B, REAR .....	0.6
6	413105	FENDER A, REAR .....	0.8

Ref. No.	Part No.	Description	Reqd. QTY	Serial No.	Parts catalogue code
			CGX125WH F		
1	33741-K51-621	REFLECTOR, RR. SIDE REFLEX (RED)	2	-----	CL
2	33741-KYY-931	REFLECTOR, RR. REFLEX .....	1	-----	CL
3	80101-KYY-930	FENDER B, RR. ....	1	-----	CL
4	80102-KYY-900	RUBBER, MOUNT .....	2	-----	CL
5	80108-KYY-930	COLLAR, RR. FENDER .....	2	-----	CL
6	80110-K51-610ZA	FENDER SET, RR.(WL)	1	-----	3LA,4LA,AG,LA
	80110-KYY-930ZA	*TYPE1*.....	1	-----	CL
7	90301-088-660	NUT, SPECIAL, 6MM .....	2	-----	CL
8	90677-KPN-A00	NUT, CLIP, 5MM .....	2	-----	CL
9	93903-25580	SCREW, TAPPING, 5X25 .....	1	-----	
10	93903-34320	SCREW, TAPPING, 4X12 .....	4	-----	
11	94050-05000	NUT, FLANGE, 5MM .....	1	-----	
12	95701-06016-08	BOLT, FLANGE, 6X16 .....	2	-----	



Ref. No.	L.O.N.	(Relative ref. Number) Description	F.R.T.
1	6161C4	WINKER :RIGHT FRONT .....	0.2
5	6161C3	WINKER :LEFT FRONT .....	0.2
	6161C5	WINKER :BOTH FRONT .....	0.3
6	6161C7	WINKER :RIGHT REAR .....	0.5
7	6161C6	WINKER :LEFT REAR .....	0.5
	6161C8	WINKER :BOTH REAR .....	0.6
8		(2,4)	
	616133	BULB, WINKER :FRONT .....	0.1
		.NOTE: Same time for two units	
	616139	BULB, WINKER :REAR .....	0.1
		.NOTE: Same time for two units	
	6161G0	BULB, WINKER :FOR 1 VEHICLE ..	0.2

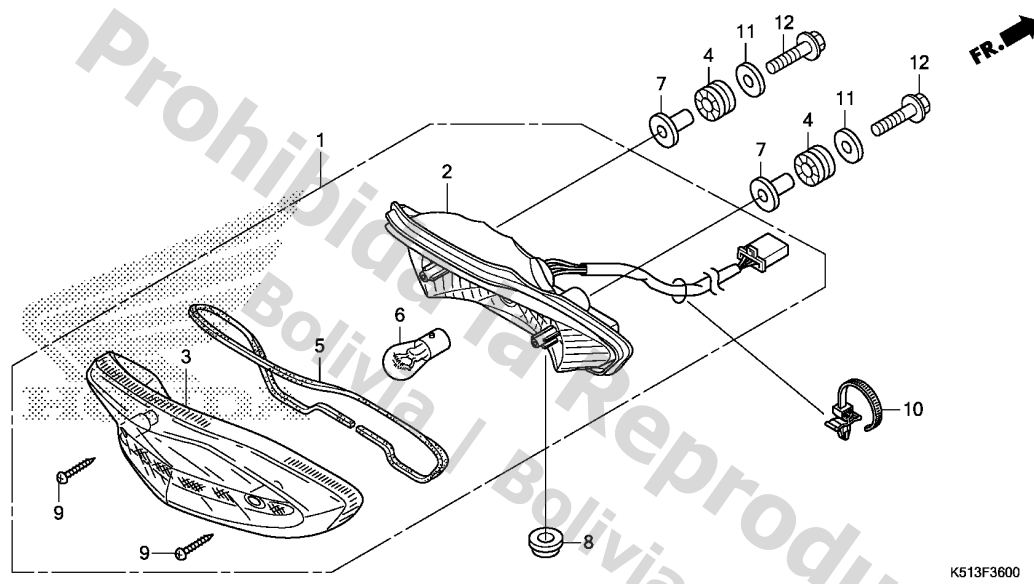
3

Ref. No.	Part No.	Description	Reqd. QTY CGX125WH F	Serial No.	Parts catalogue code
1	33400-KYY-F01	WINKER ASSY., R. FR.(12V 10W)	1	-----	3LA,AG,LA
	33400-KYY-D01	.....	1	-----	4LA,CL
2	33402-KTJ-870	LENS, WINKER .....	4		
3	33409-KVX-600	SCREW, TAPPING, 2.9X13 .....	8		
4	33410-KTJ-870	SEAL, RUBBER .....	4		
5	33450-KYY-F01	WINKER ASSY., L. FR.(12V 10W)	1	-----	3LA,AG,LA
	33450-KYY-D01	.....	1	-----	4LA,CL
6	33600-KYY-D01	WINKER ASSY., R. RR.(12V 10W)	1		
7	33650-KYY-D01	WINKER ASSY., L. RR.(12V 10W)	1		
8	34904-KYY-F01	BULB, WINKER LIGHT(12V 10W) ..	4		
9	90102-KYY-D00	SCREW, PAN, 4X12 .....	2		
10	93500-04012-1G	SCREW, PAN, 4X12 .....	2	-----	3LA,AG,LA
	90102-KYY-D00	.....	2	-----	4LA,CL

F-36

TAILLIGHT

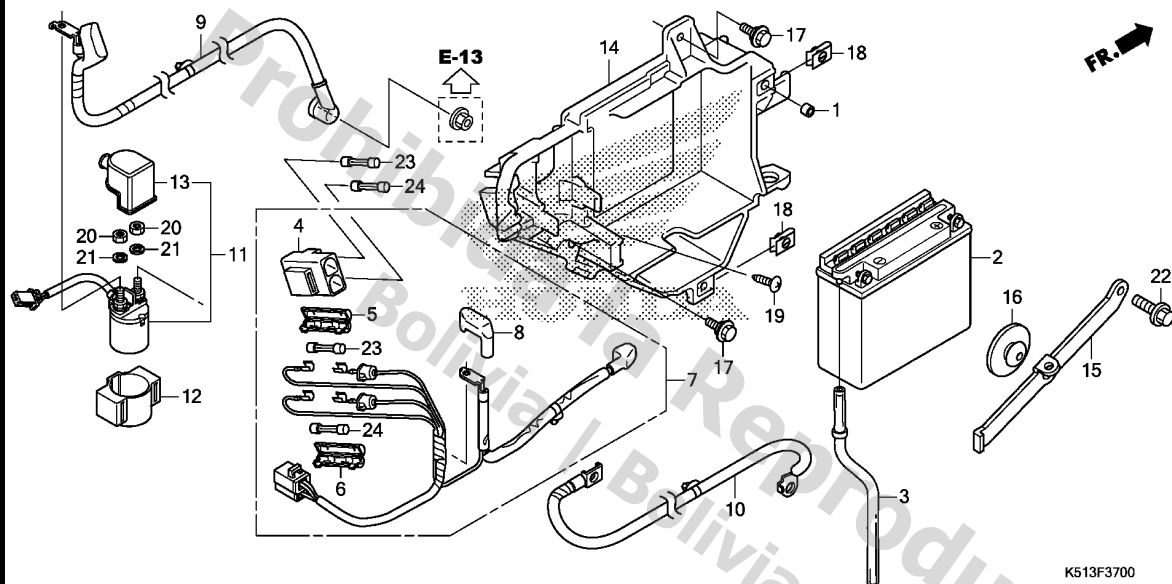
H 1



Ref. No.	L.O.N.	(Relative ref. Number) Description	F.R.T.
1	6161D5	TAILLIGHT UNIT .....	0.5
2	6161E2	BASE, TAILLIGHT .....	0.6
6		(3,5)	
	6161G1	BULB, TAILLIGHT .....	0.1

Ref. No.	Part No.	Description	Reqd. QTY CGX125WH F	Serial No.	Parts catalogue code
1	33701-KYY-D01	TAILLIGHT UNIT(12V 21/5W) ...	1		
2	33703-KYY-D01	BASE COMP., TAILLIGHT .....	1		
3	33704-KPN-J01	LENS COMP., TAILLIGHT .....	1		
4	33705-KW7-900	RUBBER A, TAILLIGHT MOUNTING	2		
5	33709-KTJ-870	RUBBER, SEAL .....	1		
6	34903-K09-C01	BULB, STOP & TAILLIGHT(P21/5W)	1		
7	61104-428-000	COLLAR, FR. FENDER .....	2		
8	83601-MN5-000	GROMMET, SIDE COVER .....	1		
9	90101-KYY-D00	SCREW, TAPPING, 4X20 .....	2		
10	90113-GFC-J31	STRAP, CABLE .....	1		
11	90401-KTJ-900	WASHER, 6.3X22X1.2 .....	2		
12	95701-06020-00	BOLT, FLANGE, 6X20 .....	2		

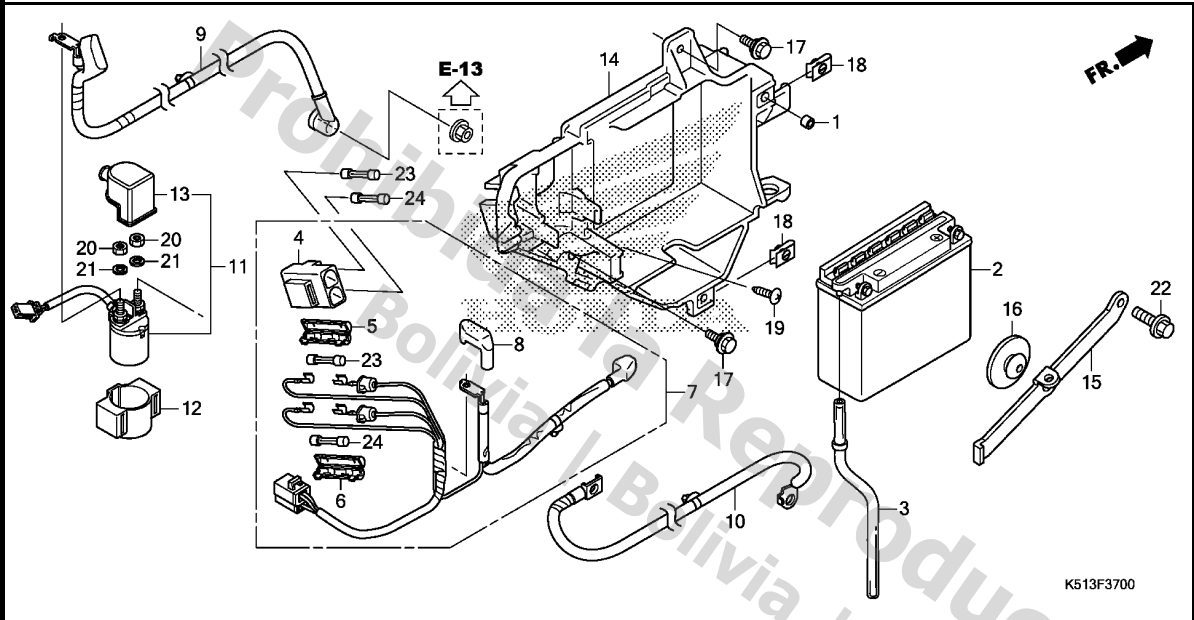
3



Ref. No.	L.O.N.	(Relative ref. Number) Description	F.R.T.
2	610100	BATTERY .....	0.2
7	610105	CABLE, POSITIVE BATTERY .....	0.2
9	612115	CABLE, STARTER MOTOR .....	0.4
10	610110	CABLE, NEGATIVE BATTERY .....	0.3
11	615113	SWITCH, STARTER MAGNETIC .....	0.3
14	410185	BOX, BATTERY .....	0.5

3

Ref. No.	Part No.	Description	Reqd. QTY CGX125WH F	Serial No.	Parts catalogue code
1	17223-KVX-600	COLLAR, AIR CLEANER .....	1		
2	31500-KTJ-A41	BATTERY (12N7A-3A) .....	1		
	31500-KYY-601	BATTERY (12M7A-3A) (SPANISH) ..	1		
3	31502-KYY-930	TUBE, BATTERY BREATHER .....	1		
4	32106-KTT-900	SUSPENSION, FUSE .....	1		
5	32126-KYY-901	CASE, FUSE (15A) .....	1		
6	32127-KYY-901	CASE, FUSE (20A) .....	1		
7	32401-KYY-B00	CABLE, STARTER MAGNETIC .....	1		
		BATTERY TERMINAL .....	1		
8	32406-KEH-660	COVER B, STARTER MAGNETIC .....	1		
9	32410-KYY-930	CABLE, STARTER MOTOR .....	1		
10	32601-K51-600	CABLE, BATTERY EARTH .....	1		
11	35850-KWK-901	SWITCH ASSY., STARTER MAGNETIC ..	1		
12	35856-KYY-930	RUBBER A, SHOCK .....	1		
13	35857-KVX-601	RUBBER B, SHOCK .....	1		
14	50325-KYY-930	BOX, BATTERY .....	1		
15	50326-KYY-900	BAND, BATTERY .....	1		
16	83618-323-000	RUBBER, BATTERY BOX .....	1		
17	90111-162-000	BOLT, FLANGE, 6MM .....	2		
18	90311-KSH-900	NUT, CLIP, 6MM .....	2		
19	93903-25380	SCREW, TAPPING, 5X16 .....	1		
20	94002-06080-0S	NUT, HEX., 6MM .....	2		
21	94111-06800	WASHER, SPRING, 6MM .....	2		
22	95701-06016-08	BOLT, FLANGE, 6X16 .....	1		

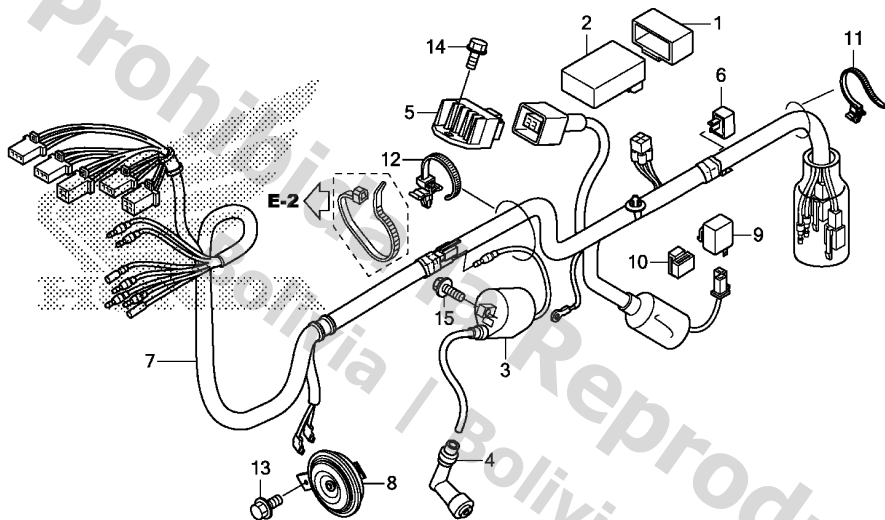


K513F3700

Ref. No.	Part No.	Description	Reqd. QTY CGX125WH F	Serial No.	Parts catalogue code
----------	----------	-------------	----------------------------	------------	----------------------

23	98200-21500	FUSE B(15A) .....	2		
24	98200-22000	FUSE B(20A) .....	2		

**3**



Ref. No.	L.O.N.	(Relative ref. Number) Description	F.R.T.
2	6141A1	IGNITION CONTROL MODULE .....	0.4
3	614105	COIL, IGNITION .....	0.3
5	6131B2	RECTIFIER, REGULATE .....	0.4
6	6131B3	RECTIFIER, SILICON .....	0.3
7	611100	HARNESS, WIRE .....	0.9
8	616169	HORN .....	0.1
9	6111C3	RELAY, WINKER .....	0.2

FR.

K513F3800

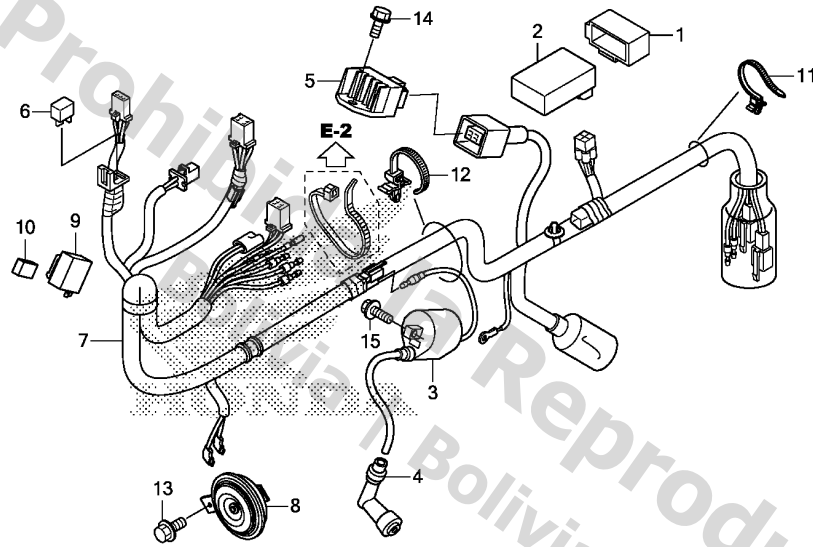
3

Ref. No.	Part No.	Description	Reqd. QTY	Serial No.	Parts catalogue code
			CGX125WH F		
1	30401-KYA-601	CUSHION, C.D.I. UNIT .....	1	-----	3LA,AG,LA
2	30410-KYY-S01	C.D.I. UNIT(DC) .....	1	-----	3LA,AG,LA
3	30500-KYY-901	COIL ASSY., IGNITION .....	1	-----	3LA,AG,LA
4	30700-KYY-901	CAP ASSY., NOISE SUPPRESSOR .....	1	-----	3LA,AG,LA
5	31600-KYY-971	RECTIFIER ASSY., REGULATE .....	1	-----	3LA,AG,LA
6	31700-KVX-701	RECTIFIER ASSY., SILICON .....	1	-----	3LA,AG,LA
7	32100-K51-630	HARNESS, WIRE .....	1	-----	3LA
	32100-K51-600	.....	1	-----	AG,LA
8	38110-KYY-901	HORN COMP.(HIGH) .....	1	-----	3LA,AG,LA
9	38301-KVX-601	RELAY COMP., WINKER .....	1	-----	3LA,AG,LA
10	38306-KYY-S00	SUSPENSION, WINKER RELAY .....	1	-----	3LA,AG,LA
11	90011-GFC-J31	STRAP, CABLE .....	1	-----	3LA,AG,LA
12	90113-GFC-J31	STRAP, CABLE .....	1	-----	3LA,AG,LA
13	95701-06012-07	BOLT, FLANGE, 6X12 .....	1	-----	3LA,AG,LA
14	95701-06014-08	BOLT, FLANGE, 6X14 .....	1	-----	3LA,AG,LA
15	95701-06016-08	BOLT, FLANGE, 6X16 .....	2	-----	3LA,AG,LA

F-38-1

WIRE HARNESS(2)(CL,4LA)

H 5



K513F3801

Ref. No.	L.O.N.	(Relative ref. Number) Description	F.R.T.
2	6141A1	IGNITION CONTROL MODULE .....	0.4
3	614105	COIL, IGNITION .....	0.3
5	6131B2	RECTIFIER, REGULATE .....	0.4
6	6131B3	RECTIFIER, SILICON .....	0.3
7	611100	HARNESS, WIRE .....	0.9
8	616169	HORN .....	0.1
9	6111N4	RELAY, WINKER(A) .....	0.3

Ref. No.	Part No.	Description	Reqd. QTY	Serial No.	Parts catalogue code
			CGX125WH F		
1	30401-KYA-601	CUSHION, C.D.I. UNIT .....	1	-----	4LA,CL
2	30410-KYY-S01	C.D.I. UNIT(DC) .....	1	-----	4LA,CL
3	30500-KYY-901	COIL ASSY., IGNITION .....	1	-----	4LA,CL
4	30700-KYY-901	CAP ASSY., NOISE SUPPRESSOR ..	1	-----	4LA,CL
5	31600-KYY-971	RECTIFIER ASSY., REGULATE ...	1	-----	4LA,CL
6	31700-KVX-701	RECTIFIER ASSY., SILICON ....	1	-----	4LA,CL
7	32100-K51-610	HARNESS, WIRE .....	1	-----	4LA
	32100-K51-620	.....	1	-----	CL
8	38110-KYY-901	HORN COMP.(HIGH) .....	1	-----	4LA,CL
9	38301-KVX-601	RELAY COMP., WINKER .....	1	-----	4LA,CL
10	38306-KVX-600	SUSPENSION, WINKER RELAY ....	1	-----	4LA,CL
11	90011-GFC-J31	STRAP, CABLE .....	1	-----	4LA,CL
12	90113-GFC-J31	STRAP, CABLE .....	1	-----	4LA,CL
13	95701-06012-07	BOLT, FLANGE, 6X12 .....	1	-----	4LA,CL
14	95701-06014-08	BOLT, FLANGE, 6X14 .....	1	-----	4LA,CL
15	95701-06016-08	BOLT, FLANGE, 6X16 .....	2	-----	4LA,CL

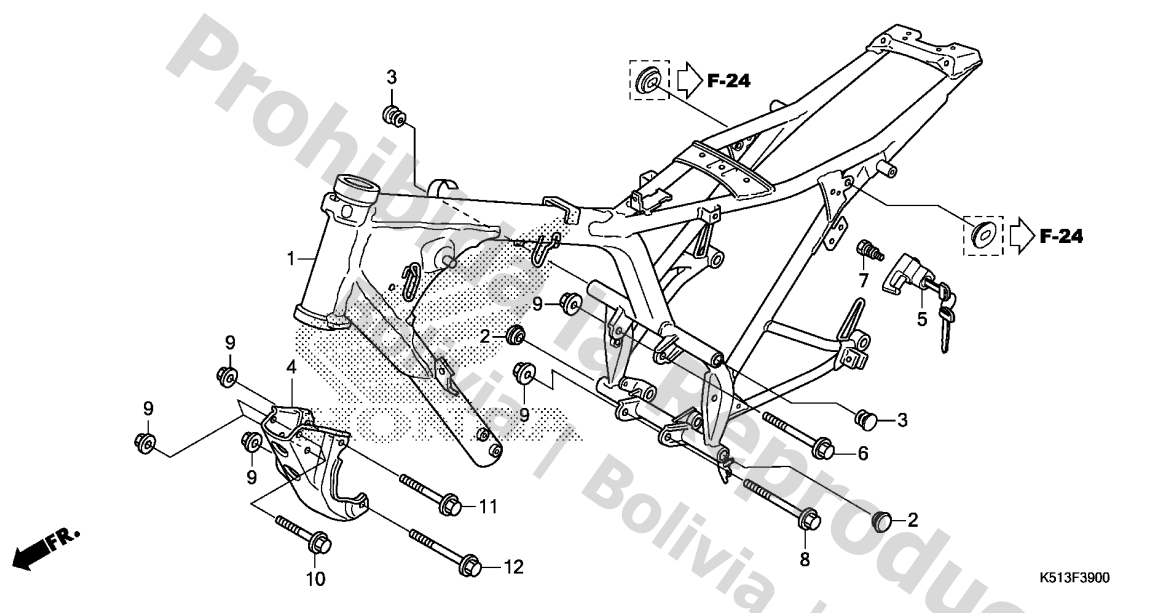
3



F-39

FRAME BODY

H 6



Ref. No.	L.O.N.	(Relative ref. Number) Description	F.R.T.
1	410100	BODY, FRAME ..... .INCLUDES: Engine removal and installation	5.5
4	4101ND	PLATE, FRONT ENGINE HANGER ...	0.2
5	410197	LOCK, HELMET .....	0.2

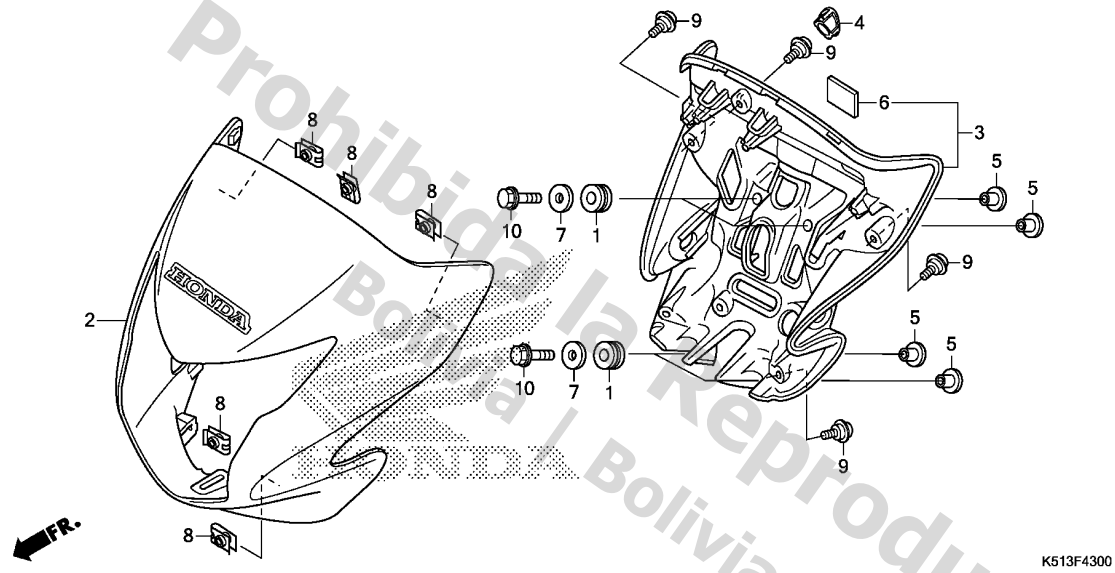
3

Ref. No.	Part No.	Description	Reqd. QTY CGX125WH F	Serial No.	Parts catalogue code
1	50100-K51-610	BODY COMP., FRAME .....	1	----- 3LA,4LA,CL,LA	
	50100-K51-600	.....	1	----- AG	
2	50315-K51-600	CAP, PIPE END .....	2		
3	50315-KYY-900	CAP, PIPE END .....	2		
4	50351-KYY-900	PLATE, FR. ENGINE HANGER ....	1		
5	50710-KVX-A00	HOLDER ASSY., HELMET .....	1		
6	90019-399-010	BOLT, FLANGE, 10X110 .....	1		
7	90107-449-000	BOLT, HELMET HOLDER SETTING ..	1		
8	90132-KB5-920	BOLT, FLANGE, 10X130 .....	1		
9	94050-10000	NUT, FLANGE, 10MM .....	6		
10	95801-10075-08	BOLT, FLANGE, 10X75 .....	2		
11	95801-10085-08	BOLT, FLANGE, 10X85 .....	1		
12	95801-10095-08	BOLT, FLANGE, 10X95 .....	1		

F-43

FRONT VISOR

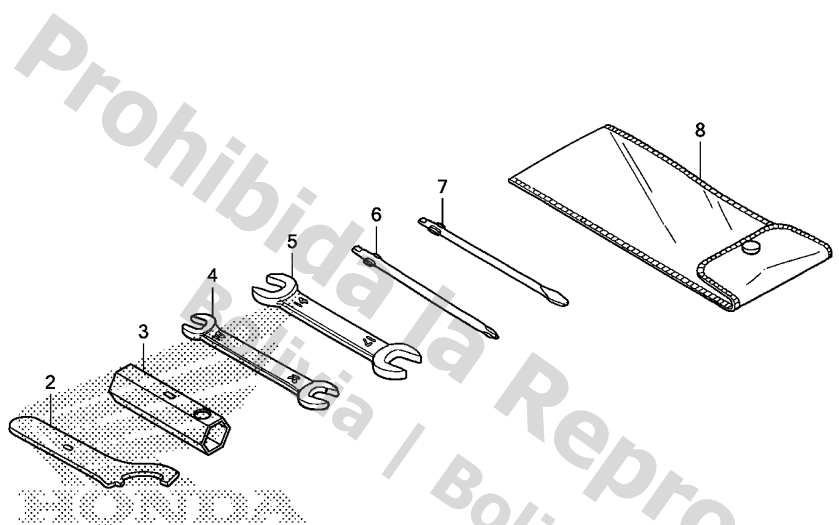
H 7



Ref. No.	L.O.N.	(Relative ref. Number) Description	F.R.T.
2	4111L3	COWL, FRONT CENTER .....	0.2
3	413135	COVER, HEADLIGHT .....	0.5

Ref. No.	Part No.	Description	Reqd. QTY CGX125WH F	Serial No.	Parts catalogue code
1	61103-KYY-930	RUBBER, METER COVER .....	4	-----	4LA,CL
2	61300-K51-610ZA	COWL SET, FR. (WL)			
		*TYPE4*.....	1	-----	4LA,CL
	61300-K51-610ZB	*TYPE3*.....	1	-----	4LA,CL
	61300-K51-610ZC	*TYPE2*.....	1	-----	4LA,CL
	61300-K51-610ZD	*TYPE1*.....	1	-----	4LA,CL
3	61310-KYY-930	COVER ASSY., METER .....	1	-----	4LA,CL
4	61313-KYY-930	PLUG, BLIND .....	1	-----	4LA,CL
5	61314-KYY-930	COLLAR, HEADLIGHT RR. COVER ..	4	-----	4LA,CL
6	86150-KYS-940	EMBLEM, PRODUCT .....	1	-----	4LA,CL
7	90502-KYY-900	WASHER, HEADLIGHT RR. COVER ..	4	-----	4LA,CL
8	90677-KPN-A00	NUT, CLIP, 5MM .....	5	-----	4LA,CL
9	91510-KYA-600	SCREW, PAN, 5X15 .....	5	-----	4LA,CL
10	95701-06022-08	BOLT, FLANGE, 6X22 .....	4	-----	4LA,CL

3



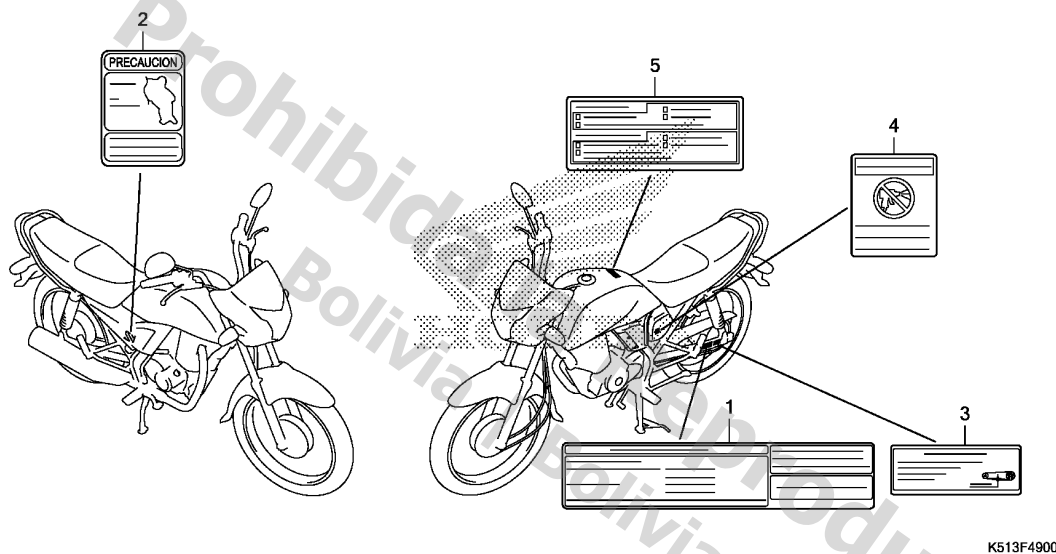
K513F4800

Ref. L.O.N. (Relative ref. Number) F.R.T.  
No. Description

NO INFORMATION .....

3

Ref. No.	Part No.	Description	Reqd. QTY CGX125WH F	Serial No.	Parts catalogue code
2	89215-KSH-900	SPANNER, PIN .....	1		
3	89216-KRM-860	WRENCH, SPARK PLUG .....	1		
4	99001-10120	SPANNER, 10X12 .....	1		
5	99001-14170	SPANNER, 14X17 .....	1		
6	99003-10000	DRIVER 1, PLUS SCREW(NO.2) ..	1		
7	99003-30000	DRIVER 3, MINUS SCREW(NO.2) ..	1		
8	99008-01600	BAG, TOOL, 160MM .....	1		



Ref. No.	L.O.N. (Relative ref. Number)	Description	F.R.T.
----------	-------------------------------	-------------	--------

NO INFORMATION .....

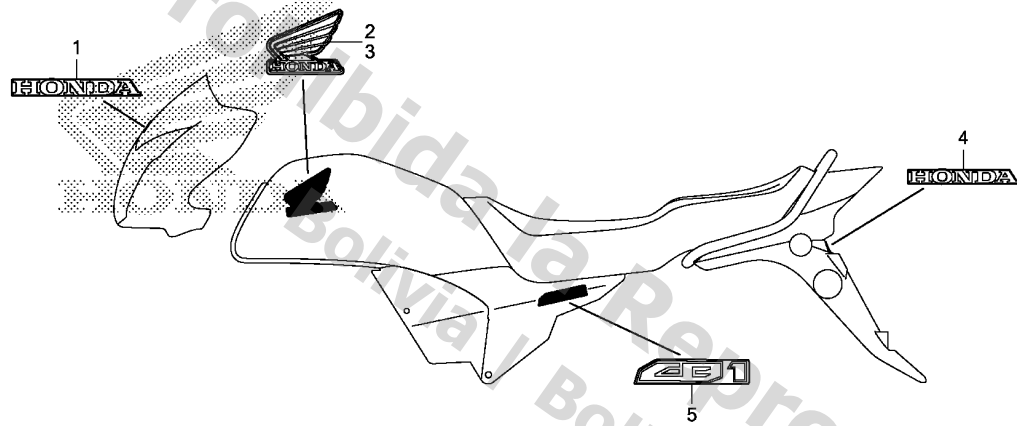
Ref. No.	Part No.	Description	Reqd. QTY	Serial No.	Parts catalogue code
			CGX125WH F		
1	87505-K51-610	LABEL, TIRE (SPANISH) .....	1	----- 3LA, 4LA, CL, LA	
	87505-K51-600	.....	1	----- AG	
2	87506-KYY-630	MARK, BATTERY CAUTION (SPANISH)	1		
3	87507-MEE-761	LABEL, DRIVE CHAIN .....	1		
4	87509-KVR-600	LABEL, AIR CLEANER ELEMENT	1		
		NOTICE	1		
5	87560-KYY-600ZA	LABEL, DRIVE CAUTION (SPANISH)	1		
		*TYPE2* .....	1		
	87560-KYY-600ZB	*TYPE1* .....	1		

3

F-50

MARK

H10



K513F5000

Ref. L.O.N. (Relative ref. Number) F.R.T.  
No. Description

NO INFORMATION .....

3

Ref. No.	Part No.	Description	Reqd. QTY CGX125WH F	Serial No.	Parts catalogue code
1	86101-K51-610ZB	MARK, HONDA(95MM)	1	-----	4LA,CL
		*TYPE1*.....			
	86613-KYY-930ZB	MARK, HONDA	1	-----	4LA,CL
		*TYPE3*.....			
	86613-KYY-930ZC	*TYPE2*.....	1	-----	4LA,CL
	86613-KYY-930ZD	*TYPE1*.....	1	-----	4LA,CL
2	86171-KYY-930ZA	MARK, R. WING(105MM)	1	-----	
		*TYPE3*.....	1	-----	
	86171-KYY-930ZB	*TYPE2*.....	1	-----	
	86171-KYY-930ZC	*TYPE1*.....	1	-----	
	86201-K51-600ZB	*TYPE1*.....	1	-----	
3	86172-KYY-930ZA	MARK, L. WING(105MM)	1	-----	
		*TYPE3*.....	1	-----	
	86172-KYY-930ZB	*TYPE2*.....	1	-----	
	86172-KYY-930ZC	*TYPE1*.....	1	-----	
	86202-K51-600ZB	*TYPE1*.....	1	-----	
4	86801-KYY-930ZA	MARK, HONDA(70MM)	1	-----	
		*TYPE1*.....	1	-----	
5	86831-K51-600ZA	MARK, SIDE COVER	2	-----	
		*TYPE1*.....			



# PART NO. INDEX

Part Number	Address	Page	Ref.	Part Number	Address	Page	Ref.	Part Number	Address	Page	Ref.	Part Number	Address	Page	Ref.																	
33150-KTJ-941	F1	49	6	37000				42711-KYY-H01	G2	66	11	45451-473-000	F10	58	4	51490-KYY-931	F12	60	11													
33301-KVJ-911	F2	50	5						G4	68	9	45517-KCS-W60	F6	54	10	51500-KYY-903	F12	60	12													
33301-SA0-741	F1	49	7	37111-KYY-970	F3	51	3	42712-KYA-600	G2	66	12	46000				51500-KYY-931	F12	60	12													
33400-KYY-D01	G16	80	1	37200-K51-611	F4	52	4	42712-KYY-H01	G2	66	12					51500-KYY-951	F12	60	12													
33400-KYY-F01	G16	80	1	37200-KYY-971	F3	51	4		G4	68	10	46500-KYY-900				51500-KYY-952	F12	60	12													
33402-KTJ-870	G16	80	2	37210-KYY-971	F3	51	5	43000				46510-KSP-900	G10	74	12	51520-KYY-902	F12	60	13													
33409-KVX-600	G16	80	3	37215-KPN-J00	F3	51	6					50000				51520-KYY-931	F12	60	13													
33410-KTJ-870	G16	80	4	37215-KR1-760	F3	51	7					50100-K51-600				51520-KYY-951	F12	60	13													
33450-KYY-D01	G16	80	5		F4	52	5	43100-KYY-930ZA	G1	65	3	50100-K51-610				51520-KYY-952	F13	61	13													
33450-KYY-F01	G16	80	5	37220-KYY-971	F3	51	8	43100-KYY-930ZB	G1	65	3	52000																				
33600-KYY-D01	G16	80	6	37220-KYY-C51	F4	52	6	43141-KRV-900	G1	65	4																					
33650-KYY-D01	G16	80	7	37223-KYY-971	F3	51	9	43145-KRF-B40	G1	65	5	50301-KCS-W60				52101-KYY-900				G13	77	7										
33701-KYY-D01	H1	81	1	37224-K51-611	F4	52	7	43151-KCW-870	F14	62	2	50315-K51-600				52170-KYY-900				G13	77	8										
33703-KYY-D01	H1	81	2	37224-KYY-971	F3	51	10		G1	65	6	50315-KYY-900				52200-KYY-902				G13	77	9										
33704-KPN-J01	H1	81	3	37230-KYY-901	F4	52	8	43410-KYY-900	G1	65	7	50325-KYY-930				52400-KYY-902				G14	78	1										
33705-KW7-900	H1	81	4	37230-KYY-971	F3	51	11	43431-KYY-930	G13	77	6	50326-KYY-900				52400-KYY-931				G14	78	1										
33709-KTJ-870	H1	81	5	37230-KYY-C51	F4	52	9	43434-ME1-670	G1	65	8	50351-KYY-900				52485-KRF-H71				G14	78	2										
33741-GFM-901	F10	58	1	37240-KYY-980	F4	52	10	43451-KYY-930	G10	74	10	50400-KYY-930				52485-KYY-930				G14	78	2										
33741-K51-621	G15	79	1	38000				44000				50500-KYY-930				52486-KYY-930				G14	78	3										
33741-KYY-931	G15	79	2									50505-KPN-A00				52487-KRF-H71				G14	78	4										
33742-KYY-970	F10	58	2									50526-KYY-970				52487-KYY-930				G14	78	4										
33743-KYY-970	F10	58	3	38110-KYY-901	H4	84	8	44301-KYY-900	F15	63	1	50530-KYY-900																				
34000				38301-KVX-601				H4	84	9	44302-KTT-950	F14	62	50531-KVX-600																		
34901-KPN-B01	F1	49	8					H5	85	9	44311-KYY-900	F15	63	50610-KYY-970				53000														
34901-KVC-D01	F2	50	6	38306-KVX-600	H5	85	10					50616-KYA-700				53100-KYY-C50				F8	56	6										
34903-K09-C01	H1	81	6	38306-KYY-S00	H4	84	10	44620-400-000				50661-KYY-900				53140-KYY-970				F6	54	11										
34904-KYY-F01	G16	80	8	40000				44620-KRS-830				50710-KE8-000				53166-KYY-970				F6	54	12										
34908-KYA-601	F3	51	1									50710-KVX-A00				53171-402-700				F6	54	13										
34909-GGC-900	F4	52	2	40510-KYY-900				G13	77	1	50711-KYA-700				53171-KYY-900				F6	54	14											
34910-GFM-901	F3	51	2	40530-KYY-931				G13	77	2	50712-KYY-930				53172-402-700				F6	54	15											
				40531-KYY-931				G13	77	3	51000				53172-KYY-900				F6	54	16											
				40543-KYY-901				G13	77	4					53175-KYY-900				F6	54	17											
				40546-KYY-900				G13	77	5					53178-KYY-900				F6	54	18											
35000				41000								51400-K51-611				F11	59	1	53192-KTJ-900				F6	54	19							
35010-K51-610	F8	56	1					44711-KYY-H01				F15	63	7	51400-K51-621				F11	59	1	53208-GFM-970				F2	50	7				
35010-KYY-970	F8	56	1	41200-KYY-B50				G2	66	2	44712-KVX-600				F15	63	8	51400-KYY-971				F11	59	1	53211-KCS-W60				F9	57	3	
35100-K51-611	F8	56	2					G4	68	2	44712-KYY-H01				F15	63	8	51400-KYY-B51				F11	59	1	53212-KCS-W60				F9	57	4	
35100-KYY-971	F8	56	2					44713-KVX-600				F15	63	9	51401-KYY-901				F11	59	2	53214-001-010				F9	57	5				
35101-K51-611	F8	56	3									44806-KST-900				F14	62	4	51401-KYY-931				F11	59	2	53216-KYY-900				F9	57	6
35106-KVX-600	F8	56	4									44808-107-720				F14	62	5	51410-KYY-902				F11	59	3	53219-KYY-900				F9	57	7
35121-K51-600	F8	56	5									44830-K51-601				F3	51	12	51410-KYY-931				F11	59	3	53219-KYY-970				F9	57	8
35150-KYY-A12	F6	54	4	42301-KYY-900	G2	66	3	44830-KYY-931				F4	52	11	51412-GGC-901				F11	59	4	53220-074-000				F9	57	9				
35150-KYY-B52	F6	54	4									51413-KPN-A00				F11	59	5	53230-KYY-930ZB				F8	56	7							
35200-K51-601	F6	54	5	42303-KYY-900	G2	66	4					51413-KYY-931				F11	59	5	53230-KYY-A10ZA				F8	56	8							
35200-K51-611	F6	54	6									51414-GFM-J11				F11	59	6														
35330-KYY-931	F6	54	7	42311-KYY-900	G2	66	5	45000				51414-KYY-931				F11	59	6	61000													
35340-KYY-931	F6	54	8									51420-K51-611				F12	60	7														
35350-KYY-901	G10	74	7	42313-KYY-900	G1	65	2	45010-KYY-930ZA				F14	62	6	51420-K51-621				F12	60	7	61100-KYY-930ZB				F10	58	5				
35357-KYY-900	G10	74	8	42615-KYY-930	G2	66	6	45010-KYY-930ZB				F14	62	6	51420-KYY-971				F11	59	7	61100-KYY-930ZD				F10	58	5				
35358-KYY-900	G10	74	9									45134-250-000				F14	62	7	51420-KYY-B51				F11	59	7	61100-KYY-930ZK				F10	58	5
35750-KYY-901	D15	41	5	42620-KYY-900	G2	66	7									51432-KRF-H71				F12	60	8	61102-KYY-900				F10	58	6			
35753-KWS-900	E3	45	11													51432-KYY-931				F12	60	8	61103-KEJ-660				F10	58	7			
35755-KYY-900	D15	41	6	42635-KYY-900ZA	G2	66	8	45141-KVX-600				F14	62	8	51437-KRF-H71				F12	60	9	61103-KYY-930				H7	87	1				
35850-KWK-901	H2	82	11	42650-KYY-900ZB	G2	66	9	45145-KRF-B40				F14	62	9	51440-KYY-901				F12	60	10	61104-428-000				H1	81	7				
35856-KYY-930	H2	82	12	42650-KYY-940ZA	G4	68	8	45410-KVX-600				F14	62	10	51440-KYY-931				F12	60	9	61104-KEJ-660				F10	58	8				
35857-KVX-601	H2	82	13	42701-KWK-920	G2	66	10	45435-121-010				F14	62	11	51490-KYY-901				F12	60	11	61300-K51-610ZA				H7	87	2				
				42711-KYA-600	G2	66	11	45450-K51-601				F6	54	9																		
								45450-KYY-931				F6	54	9																		





# PART NO. INDEX

14

Part Number	Address	Page	Ref.	Part Number	Address	Page	Ref.	Part Number	Address	Page	Ref.	Part Number	Address	Page	Ref.
94050-06000	F7	55	24	95701-08018-08	G11	75	10	99102-GBE-1020	E6	48	28				
94050-06080	F14	62	14	95701-08035-07	F9	57	10	99103-GW3-0380	E6	48	29				
94050-10000	G9	73	10	95701-08035-08	G5	69	14								
	H6	86	9		G10	74	20								
94050-12000	D12	38	4	95801-10035-08	G14	78	9								
94101-05800	G10	74	14	95801-10055-08	G9	73	13								
94101-06000	G11	75	7	95801-10075-08	H6	86	10								
94101-08800	G13	77	16	95801-10085-08	H6	86	11								
94102-12000	G14	78	7	95801-10095-08	H6	86	12								
94103-08000	G14	78	8												
94103-10000	G9	73	11	96000											
94111-06800	H2	82	21												
94111-10800	G13	77	17	96001-06012-07	F9	57	11								
94201-16150	G11	75	8	96001-06014-00	D1	27	5								
94201-20150	G1	65	16		D6	32	21								
	G10	74	15		D15	41	15								
	G13	77	18	96001-06016-00	D12	38	5								
94201-30250	G12	76	9	96001-06022-00	D12	38	6								
94301-08100	D1	27	4	96001-06025-00	D1	27	6								
94510-14000	E3	45	16		D3	29	25								
94510-18000	E4	46	11	96001-06025-07	F7	55	25								
94540-06018	D14	40	16	96001-06030-00	D11	37	9								
				96001-06035-00	D8	34	13								
95000					D11	37	10								
					D14	40	18								
95002-02070	D2	28	22	96001-06040-00	D15	41	16								
95002-02089	E6	48	25	96001-06060-00	D11	37	11								
95002-02130	G8	72	23		D15	41	17								
95002-02659	E6	48	26	96001-06110-00	D3	29	26								
95005-35400-50	E6	48	27	96100-62000-00	D9	35	15								
95011-61000	G9	73	12	96140-63010-10	F15	63	11								
95011-64000	G6	70	11		F16	64	8								
95014-21201	F8	56	14	96140-63020-10	G3	67	19								
95014-73100	G10	74	16		G4	68	16								
95015-32001	F14	62	15	96150-60040-10	G3	67	20								
	G10	74	17		G4	68	17								
95015-42000	F14	62	16	96211-08000	G10	74	21								
	G10	74	18	96220-30085	E3	45	17								
95015-81000	G11	75	9	96220-30158	D14	40	19								
95701-06012-07	H4	84	13												
	H5	85	13	97000											
95701-06014-00	D14	40	17												
95701-06014-08	H4	84	14	97284-52164-R0	G3	67	21								
	H5	85	14	97334-41163-P0	F15	63	12								
95701-06016-00	D15	41	14	97600-41162-P0	F15	63	13								
95701-06016-08	G15	79	12	97605-52163-R0	G3	67	22								
	H2	82	22												
	H4	84	15	98000											
	H5	85	15												
95701-06020-00	H1	81	12	98200-21500	H3	83	23								
95701-06020-08	G10	74	19	98200-22000	H3	83	24								
95701-06022-00	D2	28	23												
95701-06022-08	H7	87	10	99000											
95701-06025-00	D6	32	20												
	D13	39	9	99001-10120	H8	88	4								
95701-06030-00	D3	29	24	99001-14170	H8	88	5								
95701-06032-00	F14	62	17	99003-10000	H8	88	6								
95701-06035-08	G1	65	17	99003-30000	H8	88	7								
95701-08016-08	G6	70	12	99008-01600	H8	88	8								

# PART NAME INDEX

J 1

Part name	Address	Page	Ref.	Part name	Address	Page	Ref.	Part name	Address	Page	Ref.	
[ A ]												
ADJUSTER COMP., CHAIN .....	G13	77	4	BOLT, FLANGE, 5X14 .....	D4	30	12	BOLT, SOCKET, 8X30 .....	F13	61	14	
ARM ASSY., KICK STARTER .....	G10	74	4	BOLT, FLANGE, 6MM .....	G8	72	16	BOLT, SPECIAL FLANGE, 6X25 .....	D9	35	11	
ARM COMP., CAM CHAIN TENSIONER .....	D6	32	3		G13	77	10	BOLT, SPECIAL FLANGE, 8X22 .....	F1	49	16	
ARM COMP., IN. VALVE ROCKER .....	D4	30	3	BOLT, FLANGE, 6X110 .....	H2	82	17	BOLT, SPECIAL FLANGE, 8X26 .....	G14	78	6	
ARM COMP., RR. BRAKE STOPPER .....	G13	77	6	BOLT, FLANGE, 6X12 .....	F9	57	11	BOLT, SPECIAL, 6X21 .....	D2	28	15	
ARM, FR. BRAKE .....	F14	62	10		H4	84	13	BOLT, STUD, 10X25 .....	G3	67	18	
ARM, RR. BRAKE .....	G1	65	7		H5	85	13		G4	68	15	
AXLE, FR. WHEEL .....	F15	63	1	BOLT, FLANGE, 6X14 .....	D1	27	5	BOLT, STUD, 8X22 .....	D2	28	16	
	F16	64	1		D6	32	21	BOLT, SWINGARM PIVOT .....	G13	77	7	
AXLE, RR. WHEEL .....	G2	66	3		D14	40	17	BOLT, WASHER, 8X22 .....	D6	32	14	
	G4	68	3		D15	41	15	BOLT, WIRE ADJUSTING .....	F6	54	19	
					H4	84	14	BOOT, HEADLIGHT STAY LOWER .....	F1	49	14	
					H5	85	14	BOOT, HEADLIGHT STAY UPPER .....	F1	49	13	
[ B ]				BOLT, FLANGE, 6X16 .....	D12	38	5	BOX, BATTERY .....	H2	82	14	
BAG, TOOL, 160MM .....	H8	88	8		D15	41	14	BRACKET, L. HANDLE LEVER .....	F6	54	16	
BALL ASSY., STEEL, #6X21 .....	F9	57	1		D15	41	14	BRACKET, R. HANDLE LEVER .....	F6	54	14	
BALL, STEEL, #8 .....	G10	74	21		G15	79	12	BRIDGE, FORK TOP .....	F8	56	7	
BAND A, AIR CLEANER CONNECTING TUBE .....	G8	72	13	BOLT, FLANGE, 6X20 .....	H2	82	22					
	F6	54	3		H4	84	15	BRUSH SET, TERMINAL .....	D13	39	2	
BAND B1, WIRE .....	F6	54	3		H5	85	15	BULB .....	F1	49	7	
BAND, BATTERY .....	H2	82	15	BOLT, FLANGE, 6X22 .....	H5	85	15	BULB, HEADLIGHT .....	F1	49	8	
BAND, INSULATOR .....	D2	28	7		H4	84	15		F2	50	6	
BAND, SELF LOCK .....	F8	56	13	BOLT, FLANGE, 6X25 .....	H5	85	15	BULB, POSITION LIGHT .....	F2	50	5	
BAND, WIRE HARNESS .....	D2	28	17		H4	84	15	BULB, STOP & TAILLIGHT .....	H1	81	6	
BAR COMP., SIDE STAND .....	G12	76	4	BOLT, FLANGE, 6X25 .....	H5	85	15	BULB, WEDGE BASE .....	F3	51	1	
BAR COMP., STEP .....	G11	75	1		H4	84	15		F4	52	2	
BAR, L. PILLION STEP .....	G11	75	6	BOLT, FLANGE, 6X28 .....	D3	29	25					
BAR, R. PILLION STEP .....	G11	75	5		D6	32	20	BULB, WINKER LIGHT .....	G16	80	8	
BASE COMP., CONTACT .....	F8	56	3	BOLT, FLANGE, 6X30 .....	D13	39	9	BUSH, 15MM .....	E1	43	3	
BASE COMP., TAILLIGHT .....	H1	81	2		F7	55	25	BUSH, RUBBER UNDER .....	G14	78	3	
BATTERY .....	H2	82	2	BOLT, FLANGE, 6X32 .....	F8	56	10	BUSH, RUBBER UPPER .....	G14	78	2	
BEARING, NEEDLE, 21X27X18 .....	D10	36	7		D3	29	24					
BEARING, RADIAL BALL, 6001 .....	E1	43	21	BOLT, FLANGE, 6X35 .....	D11	37	9					
BEARING, RADIAL BALL, 6004UU .....	G3	67	20		D11	37	9					
	G4	68	17	BOLT, FLANGE, 6X40 .....	D14	40	18					
BEARING, RADIAL BALL, 6200 .....	D9	35	15		D14	40	18					
BEARING, RADIAL BALL, 6201 .....	E1	43	20	BOLT, FLANGE, 6X40 .....	G1	65	17					
BEARING, RADIAL BALL, 6203 .....	E1	43	22		G1	65	17	CABLE ASSY., SPEEDOMETER .....	F3	51	12	
BEARING, RADIAL BALL, 6301U .....	F15	63	11	BOLT, FLANGE, 6X60 .....	G1	65	17		F4	52	11	
	F16	64	8		D15	41	17	CABLE COMP., CLUTCH .....	F6	54	2	
BEARING, RADIAL BALL, 6302U .....	F16	64	8	BOLT, FLANGE, 8X16 .....	D11	37	11	CABLE COMP., FR. BRAKE .....	F6	54	9	
	G3	67	19		D15	41	17	CABLE SET, THROTTLE .....	F6	54	1	
	G4	68	16	BOLT, FLANGE, 8X18 .....	D15	41	17	CABLE, BATTERY EARTH .....	H2	82	10	
BEARING, RADIAL BALL, 63/22 .....	D16	42	10	BOLT, FLANGE, 8X19 .....	D15	41	17	CABLE, STARTER MAGNETIC .....				
BODY COMP., FRAME .....	H6	86	1		G6	70	12					
BOLT A, BRAKE STOPPER .....	G1	65	14	BOLT, FLANGE, 8X18 .....	G11	75	10		BATTERY	H2	82	7
BOLT A, STOPPER ARM .....	G13	77	13	BOLT, FLANGE, 8X19 .....	G11	75	10	CABLE, STARTER MOTOR .....	H2	82	9	
BOLT, ADJUSTER .....	F2	50	8	BOLT, FLANGE, 8X35 .....	F8	56	9	CAMSHAFT COMP. ....	D4	30	2	
BOLT, BODY COVER SETTING .....	G9	73	8		F9	57	10	CAM, FR. BRAKE .....	F14	62	8	
BOLT, CYLINDER STUD .....	D15	41	7	BOLT, FR. FORK .....	G5	69	14	CAM, RR. BRAKE .....	G1	65	4	
BOLT, DRAIN PLUG, 12MM .....	D15	41	13		G10	74	20	CAP ASSY., NOISE SUPPRESSOR .....	H4	84	4	
BOLT, FLANGE, 10X110 .....	H6	86	6	BOLT, HANDLE LEVER PIVOT .....	G10	74	20		H5	85	4	
BOLT, FLANGE, 10X130 .....	H6	86	8		F13	61	15	CAP COMP., FUEL FILLER .....	G5	69	11	
BOLT, FLANGE, 10X35 .....	G14	78	9	BOLT, HELMET HOLDER SETTING .....	F6	54	20		D11	37	4	
BOLT, FLANGE, 10X55 .....	G9	73	13	BOLT, HEX., 6X10 .....	H6	86	7	CAP, 14MM .....	D11	37	4	
BOLT, FLANGE, 10X75 .....	H6	86	10		E1	43	24	CAP, 32MM .....	D11	37	5	
BOLT, FLANGE, 10X85 .....	H6	86	11	BOLT, HEX., 6X20 .....	E1	43	24	CAP, AXLE NUT .....	F14	62	3	
BOLT, FLANGE, 10X95 .....	H6	86	12	BOLT, HEX., 8X28 .....	E3	45	12	CAP, INTAKE .....	D2	28	13	
					G6	70	9	CAP, LOCK NUT .....	F5	53	1	
				BOLT, L. ADAPTER, 10MM .....	F5	53	5	CAP, PIPE END .....	H6	86	2	
				BOLT, R. ADAPTER, 10MM .....	F5	53	4					
				BOLT, SEALING, 14MM .....	D6	32	13					
				BOLT, SETTING .....	D13	39	3	CAP, SPECIAL .....	F2	50	1	
				BOLT, SOCKET, 6X14 .....	D10	36	6	CAP, SWINGARM END .....	G13	77	5	



# PART NAME INDEX

J 3

Part name	Address	Page	Ref.	Part name	Address	Page	Ref.	Part name	Address	Page	Ref.
GEAR, OIL PUMP DRIVEN .....	D14	40	4	[ L ]				NUT, HEX., 6MM .....	H2	82	20
GEAR, PRIMARY DRIVE .....	D16	42	7	LABEL, AIR CLEANER ELEMENT				NUT, HEX., 7MM .....	D2	28	18
GEAR, SPEEDOMETER .....	F14	62	4	NOTICE	H9	89	4	NUT, HEX., 8MM .....	G1	65	15
GEAR, STARTER DRIVEN .....	D10	36	1	LABEL, DRIVE CAUTION .....	H9	89	5		G13	77	15
GEAR, STARTER REDUCTION .....	D10	36	4	LABEL, DRIVE CHAIN .....	H9	89	3	NUT, R. HEADLIGHT CASE .....	F1	49	11
GRIP COMP., THROTTLE .....	F6	54	11	LABEL, TIRE .....	H9	89	1	NUT, SPECIAL FLANGE, 14MM .....	D9	35	12
GRIP, L. HANDLE .....	F6	54	12	LENS .....	F4	52	8		D14	40	11
GROMMET, SIDE COVER .....	G7	71	2	LENS COMP., TAILLIGHT .....	H1	81	3	NUT, SPECIAL, 6MM .....	F10	58	11
				LENS, WINKER .....	G16	80	2		G13	77	11
	H1	81	8	LEVER COMP., CLUTCH .....	D8	34	4	NUT, STEERING STEM .....	F8	56	11
GUIDE, CLUTCH OUTER .....	D9	35	2	LEVER COMP., L. HANDLE .....	F6	54	18	NUT, TAPPET ADJUSTING .....	D4	30	14
GUIDE, FR. FENDER CABLE .....	F10	58	4	LEVER COMP., R. HANDLE .....	F6	54	17	NUT, U, 10MM .....	G12	76	7
GUIDE, FR. FORK .....	F11	59	6	LEVER SET, CHOKE .....	E5	47	7				
				[ M ]				[ O ]			
[ H ]				MAINSHAFT .....	E1	43	1	OIL PUMP ASSY. ....	D14	40	2
HARNES, WIRE .....	H4	84	7	MARK, BATTERY CAUTION .....	H9	89	2	OIL SEAL, 14X22X5 .....	D15	41	11
	H5	85	7	MARK, HONDA .....	H10	90	1	OIL SEAL, 16X28X7 .....	D8	34	10
HEADLIGHT ASSY. ....	F1	49	1	MARK, L. WING .....	H10	90	3	OIL SEAL, 17X29X5 .....	E1	43	23
HEADLIGHT UNIT .....	F1	49	4	MARK, R. WING .....	H10	90	2	OIL SEAL, 28X42X7 .....	G2	66	16
	F2	50	2	MARK, SIDE COVER .....	H10	90	5		G4	68	13
HEAD COMP., CYLINDER .....	D2	28	1	METER ASSY., COMBINATION .....	F4	52	4	OIL SEAL, 47X60X7 .....	F14	62	13
HEAD, CAM CHAIN TENSIONER PUSH				MIRROR COMP., L. ....	F5	53	3	O-RING .....	D13	39	8
ROD	D6	32	9	MIRROR COMP., R. ....	F5	53	2		E5	47	14
HEATER ONLY .....	E5	47	12	MOTOR ASSY., STARTER .....	D13	39	1		G5	69	1
HOLDER A2, HANDLE PIPE UPPER	F8	56	14	MUFFLER COMP., EX. ....	G9	73	2	O-RING, 13.8X2.5 .....	D11	37	7
HOLDER ASSY., HELMET .....	H6	86	5					O-RING, 18X3 .....	D8	34	12
HOLDER SUB ASSY., AIR CLEANER	G8	72	10					O-RING, 1.3X4.3 .....	E5	47	13
HOLDER, MASTER CYLINDER .....	F6	54	10					O-RING, 22X2.8 .....	F13	61	21
HOLDER, NEEDLE JET .....	E5	47	19					O-RING, 27X2.0 .....	D2	28	21
HORN COMP. ....	H4	84	8	[ N ]				O-RING, 31.7X2.4 .....	D11	37	8
	H5	85	8	NEEDLE SET, JET .....	E5	47	2	O-RING, 51X2 .....	G2	66	17
HUB SUB ASSY., FR. ....	F15	63	4	NUT-WASHER, 6MM .....	D13	39	5		G4	68	14
HUB SUB ASSY., RR. ....	G2	66	8					O-RING, 7X1.7 .....	D15	41	12
				NUT B, BRAKE ROD ADJUSTING .....	F14	62	16	O-RING, 8.5X1.5 .....	F3	51	15
[ I ]					G10	74	18		F4	52	13
INDICATOR, FR. BRAKE .....	F14	62	9	NUT, CLIP, 5MM .....	G15	79	8	O-RING, 8.8X1.9 .....	D8	34	11
INDICATOR, RR. BRAKE .....	G1	65	5		H7	87	8	OUTER COMP., CLUTCH .....	D9	35	1
INSULATOR, CARBURETOR .....	D2	28	6	NUT, CLIP, 6MM .....	G8	72	17	OUTER, STARTING CLUTCH .....	D10	36	3
INSULATOR, INLET PIPE A .....	D2	28	9		H2	82	18	O RING, 24.4X3.1 .....	D13	39	7
				NUT, EXHAUST PIPE, 8MM .....	G9	73	9				
[ J ]				NUT, FIXING .....	F6	54	21	[ P ]			
JET, MAIN, #102 .....	E6	48	28	NUT, FLANGE, 10MM .....	G2	66	14	PACKING, DRAIN COCK, 12.5X20 .....	D15	41	8
JET, SLOW, #38 .....	E6	48	29		G4	68	11	PANEL COMP., RR. BRAKE .....	G1	65	3
JOINT B, BRAKE ARM .....	F14	62	15		G9	73	10	PANEL SUB COMP., FR. BRAKE .....	F14	62	6
	G10	74	17	NUT, FLANGE, 12MM .....	H6	86	9	PEDAL COMP., BRAKE .....	G10	74	11
JOINT, DRIVE CHAIN .....	G13	77	3		D12	38	4	PEDAL, GEAR CHANGE .....	G10	74	1
JOINT, TUBE .....	G8	72	19		F14	62	12	PIECE, OIL LOCK .....	F12	60	8
				NUT, FLANGE, 14MM .....	G1	65	11	PINION, KICK STARTER .....	E4	46	1
[ K ]				NUT, FLANGE, 5MM .....	G15	79	11	PIN A, PILLION STEP .....	G11	75	9
KEY SET .....	F8	56	1	NUT, FLANGE, 6MM .....	F7	55	24	PIN, GUIDE ROLLER .....	D6	32	11
KEY, BLANK .....	F8	56	5		F14	62	14	PIN, PISTON .....	D16	42	4
KEY, WOODRUFF, 4MM .....	D16	42	8		G1	65	10	PIN, SHIFT RETURN SPRING .....	E3	45	10
			9	NUT, HEX., 10MM .....	F5	53	6	PIN, SPLIT, 1.6X15 .....	G11	75	8
					G1	65	7	PIN, SPLIT, 2.0X15 .....	G1	65	16
				NUT, HEX., 6MM .....	F3	51	19		G10	74	15
					G13	77	14				

# PART NAME INDEX

J 4

Part name	Address	Page	Ref.	Part name	Address	Page	Ref.	Part name	Address	Page	Ref.
PIN, SPLIT, 2.0X15 .....	G13	77	18	ROLLER, 3X8.5 .....	E3	45	17	SCREW, TAPPING, 4X12 .....	F3	51	18
PIN, SPLIT, 3.0X25 .....	G12	76	9	ROLLER, CAM CHAIN TENSIONER ...	D6	32	4		F4	52	15
PIPE B, INLET .....	D2	28	10	ROTOR, NEUTRAL SWITCH .....	E3	45	11		G6	70	10
PIPE COMP A, INLET .....	D2	28	8	ROTOR, OIL FILTER .....	D14	40	8		G15	79	10
PIPE COMP., FR. FORK .....	F11	59	3	ROTOR, OIL PUMP INNER .....	D14	40	5	SCREW, TAPPING, 4X20 .....	H1	81	9
PIPE COMP., RR. GRIP .....	G6	70	1	ROTOR, OIL PUMP OUTER .....	D14	40	6	SCREW, TAPPING, 4X8 .....	D14	40	15
PIPE, SEAT .....	F12	60	10	RUBBER A, SEAT SETTING .....	G6	70	4	SCREW, TAPPING, 5X16 .....	F4	52	16
PIPE, STEERING HANDLE .....	F8	56	6	RUBBER A, SHOCK .....	H2	82	12		G8	72	21
PISTON .....	D16	42	3	RUBBER A, STAND STOPPER .....	G9	73	12		H2	82	19
PIVOT, SHIFT DRUM STOPPER ARM	E3	45	13	RUBBER A, TAILLIGHT MOUNTING ..	H1	81	4	SCREW, TAPPING, 5X25 .....	G8	72	22
PLATE ASSY., REFLECTING DRUM	F4	52	10	RUBBER B, SEAT SETTING .....	G6	70	6		G15	79	9
PLATE COMP., GEARSHIFT DRUM				RUBBER B, SHOCK .....	H2	82	13	SEAL SET, FR. FORK .....	F12	60	11
	STOPPER	E3	45	RUBBER D, STAND STOPPER .....	G6	70	11	SEAL, AIR CLEANER .....	G8	72	3
PLATE SET, VALVE .....	E5	47	10	RUBBER, BATTERY BOX .....	H2	82	16	SEAL, AIR CLEANER CASE .....	G8	72	4
PLATE, BEARING HOLDER .....	D15	41	9	RUBBER, FR. FENDER MOUNTING ...	F10	58	8	SEAL, DUST .....	F13	61	20
PLATE, CLUTCH .....	D9	35	6	RUBBER, GEAR CHANGE PEDAL .....	G10	74	2	SEAL, RUBBER .....	G16	80	4
PLATE, CLUTCH LIFTER .....	D9	35	8	RUBBER, KICK STARTER .....	G10	74	5	SEAL, VALVE STEM .....	D4	30	1
PLATE, CLUTCH PRESSURE .....	D9	35	7	RUBBER, METER COVER .....	H7	87	1	SEAT ASSY., DOUBLE .....	G6	70	2
PLATE, CONTACT FIXING .....	D15	41	6	RUBBER, METER SETTING .....	F3	51	6	SEAT, VALVE SPRING .....	D4	30	10
PLATE, FIXING .....	E1	43	12	RUBBER, MOUNT .....	G15	79	4	SET RING, 20MM .....	E4	46	10
PLATE, FR. ENGINE HANGER .....	H6	86	4	RUBBER, MUFFLER MOUNTING .....	G9	73	3	SHAFT, EX. ROCKER ARM .....	D4	30	5
PLATE, MAIN STEP SIDE .....	G11	75	2					SHAFT, GEARSHIFT FORK .....	E3	45	3
PLATE, OIL STOPPER .....	D15	41	3	RUBBER, PILLION STEP .....	G11	75	4	SHAFT, IN. ROCKER ARM .....	D4	30	4
PLATE, STAY .....	E5	47	16	RUBBER, RR. FUEL TANK MOUNTING	G5	69	7	SHAFT, MAIN STAND PIVOT .....	G12	76	3
PLATE, WIRE HARNESS GUIDE .....	F9	57	6	RUBBER, SEAL .....	H1	81	5	SHAFT, REDUCTION GEAR .....	D10	36	5
PLUG, BLIND .....	H7	87	4	RUBBER, SEAT CUSHION .....	G6	70	5	SHOE SET, BRAKE .....	F14	62	1
PLUG, SPARK .....	D2	28	14	RUBBER, SEAT STAY .....	G6	70	7		G1	65	1
PUSH ROD COMP., TENSIONER .....	D6	32	8	RUBBER, SEPARATOR MOUNTING .....	G7	71	6	SLEEVE, RR. WHEEL .....	G2	66	4
				RUBBER, STEP .....	G11	75	3		G4	68	4
				RUBBER, STOPPER ARM .....	G1	65	8	SLIDER, CHAIN .....	G13	77	8
[ R ]								SOCKET ASSY., HEADLIGHT .....	F1	49	5
RACE, STEERING BALL .....	F9	57	2	[ S ]				SOCKET COMP. ....	F3	51	10
RACE, STEERING BOTTOM CONE ...	F9	57	4	SCREEN SET, FUEL STRAINER .....	G5	69	3		F4	52	7
RACE, STEERING TOP CONE .....	F9	57	3	SCREEN, OIL FILTER .....	D14	40	7	SOCKET COMP., POSITION .....	F2	50	3
RATCHET, STARTER DRIVE .....	E4	46	2	SCREW-WASHER, 4X10 .....	E5	47	22	SOCKET COMP., POSITION LIGHT ..	F1	49	6
RECEIVER, CLUTCH CABLE .....	D8	34	6	SCREW-WASHER, 4X12 .....	F3	51	16	SOCKET, OUTER .....	F4	52	1
RECTIFIER ASSY., REGULATE .....	H4	84	5	SCREW-WASHER, 4X18 .....	E5	47	23	SPANNER, 10X12 .....	H8	88	4
	H5	85	5	SCREW-WASHER, 5X12 .....	E5	47	24	SPANNER, 14X17 .....	H8	88	5
RECTIFIER ASSY., SILICON .....	H4	84	6	SCREW-WASHER, 5X16 .....	F1	49	17	SPANNER, PIN .....	H8	88	2
	H5	85	6	SCREW-WASHER, SPECIAL, 4X12 ...	F4	52	12	SPEEDOMETER ASSY. ....	F3	51	4
REFLECTOR, RR. REFLEX .....	G15	79	2	SCREW SET .....	E5	47	5	SPEEDOMETER COMP. ....	F3	51	8
REFLECTOR, RR. SIDE REFLEX ...	F10	58	1						F4	52	9
	G15	79	1	SCREW, PAN, 4X12 .....	G16	80	9	SPINDLE COMP., GEARSHIFT .....	E3	45	8
RELAY COMP., WINKER .....	H4	84	9					SPINDLE, KICK STARTER .....	E4	46	3
	H5	85	9	SCREW, PAN, 5X15 .....	G6	70	8	SPOKE SET .....	F15	63	12
RETAINER, KICK SPINDLE .....	E4	46	4								
RETAINER, VALVE SPRING .....	D4	30	9	SCREW, PAN, 5X20 .....	F7	55	22	SPOKE SET B .....	G3	67	21
RIM COMP., HEADLIGHT .....	F1	49	2	SCREW, PAN, 5X25 .....	F7	55	23				
RIM, FR. WHEEL .....	F15	63	6	SCREW, PAN, 6X28 .....	F10	58	9	SPRING ASSY., MAIN STAND .....	G12	76	2
RIM, RR. WHEEL .....	G2	66	10	SCREW, PAN, 6X35 .....	F10	58	10	SPRING A, BRAKE ROD .....	G10	74	16
RING SET, PISTON .....	D16	42	2	SCREW, SIDE STAND PIVOT .....	G12	76	6	SPRING SET, BRAKE PEDAL .....	G10	74	12
RING, OIL SEAL STOPPER .....	F13	61	19	SCREW, SPECIAL, 6X25 .....	G7	71	5	SPRING, BRAKE SHOE .....	F14	62	2
RING, PISTON .....	F12	60	9	SCREW, TAPPET ADJUSTING .....	D4	30	13		G1	65	6
ROD COMP., RR. BRAKE .....	G10	74	10	SCREW, TAPPING, 2.9X13 .....	G16	80	3	SPRING, CAM CHAIN TENSIONER ...	D6	32	7
ROD, CLUTCH LIFTER .....	D9	35	10	SCREW, TAPPING, 3X12 .....	F3	51	17	SPRING, CLUTCH .....	D9	35	9
ROD, STOP SWITCH .....	G10	74	9	SCREW, TAPPING, 3X14 .....	F3	51	14	SPRING, CLUTCH LEVER .....	D8	34	5
ROLLER COMP., CAM CHAIN GUIDE	D6	32	10					SPRING, FRICTION STARTER GEAR	E4	46	6
								SPRING, FR. BRAKE ARM RETURN ..	F14	62	11
ROLLER, 3X15.8 .....	D14	40	19					SPRING, FR. FORK .....	F11	59	2

# PART NAME INDEX

J 5

Part name	Address	Page	Ref.	Part name	Address	Page	Ref.	Part name	Address	Page	Ref.
SPRING, GEARSHIFT RETURN .....	E3	45	9	TUBE, BATTERY BREATHER .....	H2	82	3	WASHER, SPRING, 10MM .....	G13	77	17
SPRING, KICK RETURN .....	E4	46	7	TUBE, BREATHER .....	G8	72	15	WASHER, SPRING, 6MM .....	H2	82	21
SPRING, KICK STARTER .....	G10	74	6	TUBE, B DRAIN .....	G8	72	8	WASHER, STEERING STEM .....	F8	56	12
SPRING, REBOUND .....	F11	59	5	TUBE, DRAIN .....	G8	72	7	WASHER, THRUST, 15MM .....	E1	43	14
SPRING, SHIFT DRUM STOPPER ...	E3	45	7	TUBE, FUEL .....	G5	69	12	WASHER, THRUST, 17MM .....	D9	35	13
SPRING, SIDE STAND .....	G12	76	5	TUBE, TIRE .....	F15	63	8	WHEEL SUB ASSY., FR. ....	F15	63	5
SPRING, STOP SWITCH .....	G10	74	8		F16	64	6	WHEEL SUB ASSY., RR. ....	F16	64	4
SPRING, UNIT HOLDER .....	F1	49	3		G2	66	12		G2	66	9
SPRING, VALVE .....	D4	30	8		G4	68	10		G4	68	8
SPROCKET COMP., FINAL DRIVEN	G2	66	2					WINKER ASSY., L. FR. ....	G16	80	5
	G4	68	2	[ V ]				WINKER ASSY., L. RR. ....	G16	80	7
SPROCKET, CAM .....	D6	32	1	VALVE COMP., FLOAT .....	E5	47	17	WINKER ASSY., R. FR. ....	G16	80	1
SPROCKET, DRIVE .....	E1	43	11	VALVE SET, AIR CUT .....	E5	47	11	WINKER ASSY., R. RR. ....	G16	80	6
STAND COMP., MAIN .....	G12	76	1	VALVE SET, THROTTLE .....	E5	47	8	WRENCH, SPARK PLUG .....	H8	88	3
STATOR COMP. ....	D12	38	2	VALVE, EX. ....	D4	30	7				
STAY, FR. FENDER .....	F10	58	6	VALVE, IN. ....	D4	30	6				
STAY, HEADLIGHT .....	F1	49	15					[ W ]			
STAY, L. FR. SIDE REFLECTOR ..	F10	58	3	WASHER, 10.3MM .....	F13	61	17	WASHER, 12X24X2.3 .....	D12	38	3
STAY, R. FR. SIDE REFLECTOR ..	F10	58	2	WASHER, 14MM .....	E3	45	15	WASHER, 14.2X26X3 .....	D9	35	14
STEM SUB ASSY., STEERING .....	F9	57	7		D14	40	12	WASHER, 15.5X22 .....	G10	74	13
			8	WASHER, 17X22 .....	G12	76	8	WASHER, 25X20.2X1 .....	E4	46	9
STOPPER COMP., GEARSHIFT DRUM	E3	45	6	WASHER, 6.3X22X1.2 .....	H1	81	11	WASHER, 6.5X26X2.3 .....	D6	32	16
STRAP, CABLE .....	H1	81	10	WASHER, 7.2X16X2.5 .....	D2	28	19	WASHER, 8MM .....	D6	32	18
	H4	84	11	WASHER, 9.2MM .....	G1	65	12	WASHER, 9.2MM .....	D14	40	13
	H5	85	11	WASHER, DRUM STOPPER .....	E3	45	14	WASHER, HEADLIGHT RR. COVER ...	H7	87	7
			12	WASHER, LOCK, 6MM .....	F2	50	9	WASHER, LOCK, 6MM .....	F2	50	9
SUB HARNESS, CARBURETOR HEATER	E5	47	21	WASHER, OIL SEAL .....	F11	59	4	WASHER, PLAIN, 10MM .....	G9	73	11
SUSPENSION, FUSE .....	H2	82	4	WASHER, PLAIN, 12MM .....	G14	78	7	WASHER, PLAIN, 5MM .....	G10	74	14
SUSPENSION, WINKER RELAY .....	H4	84	10	WASHER, PLAIN, 6MM .....	F3	51	14	WASHER, PLAIN, 6.5X15 .....	D6	32	15
	H5	85	10	WASHER, PLAIN, 8MM .....	G13	77	16	WASHER, PLAIN, 8MM .....	G13	77	16
SWINGARM SUB ASSY., RR. ....	G13	77	9	WASHER, RR. AXLE .....	G14	78	8	WASHER, RR. AXLE .....	G1	65	13
SWITCH ASSY., COMBINATION & LOCK	F8	56	2		G2	66	15	WASHER, SEALING, 14MM .....	D6	32	19
SWITCH ASSY., FR. STOP .....	F6	54	8	WASHER, SEALING, 6.2X12X1.2 ...	D1	27	3	WASHER, SEALING, 14MM .....	D6	32	19
SWITCH ASSY., RR. STOP .....	G10	74	7		D6	32	17	WASHER, SPECIAL, 12X23 .....	E1	43	15
SWITCH ASSY., START .....	F6	54	4	WASHER, SPECIAL, 14MM .....	E4	46	8	WASHER, SPECIAL, 8MM .....	F13	61	18
SWITCH ASSY., STARTER .....	F6	54	4	WASHER, SPECIAL, 17MM .....	F14	62	5	WASHER, SPEEDOMETER GEAR .....	F14	62	5
SWITCH ASSY., STARTER MAGNETIC	H2	82	11	WASHER, SPLINE, 17MM .....	E1	43	16	WASHER, SPLINE, 20MM .....	E1	43	17
SWITCH ASSY., WINKER .....	F6	54	5		E1	43	16				
SWITCH COMP., FR. LEVER .....	F6	54	7								
				[ T ]							
TAILLIGHT UNIT .....	H1	81	1	WASHER, PLAIN, 6.5X15 .....	D6	32	15				
TANK SET, FUEL .....	G5	69	9	WASHER, PLAIN, 8MM .....	G13	77	16				
THREAD COMP., STEERING HEAD TOP	F9	57	9	WASHER, RR. AXLE .....	G14	78	8				
TIRE, FR. ....	F15	63	7		G1	65	13	WASHER, SEALING, 14MM .....	D6	32	19
	F16	64	5	WASHER, SEALING, 6.2X12X1.2 ...	D1	27	3	WASHER, SEALING, 14MM .....	D6	32	19
TIRE, RR. ....	G2	66	11		D6	32	17	WASHER, SEALING, 6.2X12X1.2 ...	D1	27	3
	G4	68	9	WASHER, SEALING, 14MM .....	D6	32	17	WASHER, SEALING, 6.2X12X1.2 ...	D1	27	3
TOP SET .....	E5	47	6	WASHER, SEALING, 14MM .....	D6	32	17	WASHER, SEALING, 6.2X12X1.2 ...	D1	27	3
TUBE ASSY., INTAKE .....	D2	28	12	WASHER, SEALING, 14MM .....	D6	32	17	WASHER, SEALING, 6.2X12X1.2 ...	D1	27	3
TUBE, 3.5X400 .....	E6	48	27	WASHER, SEALING, 14MM .....	D6	32	17	WASHER, SEALING, 6.2X12X1.2 ...	D1	27	3
TUBE, AIR CLEANER CONNECTING	G8	72	12	WASHER, SEALING, 14MM .....	D6	32	17	WASHER, SEALING, 6.2X12X1.2 ...	D1	27	3
TUBE, AIR CLEANER DRAIN .....	G8	72	9	WASHER, SEALING, 14MM .....	D6	32	17	WASHER, SEALING, 6.2X12X1.2 ...	D1	27	3
TUBE, AIR VENT .....	E5	47	20	WASHER, SEALING, 14MM .....	D6	32	17	WASHER, SEALING, 6.2X12X1.2 ...	D1	27	3

---

**1**

**FOREWORD INDEX**

---

**2**

**ENGINE GROUP**

---

**3**

**FRAME GROUP**

---

**4**

**PART NUMBER INDEX**

---

**5**

**PART NAME INDEX**

---

Prohibida la Reproducción y Distribución  
Bolivia | Bolivia | Douglas Parada Viana

Prohibida la Reproducción y Distribución  
Bolivia | Bolivia | Douglas Parada Viana

**HONDA**  
The Power of Dreams





# PARTS CATALOGUE NEWS

Honda Motor Co., Ltd.  
Service Division Service Technology

## PARTS CATALOGUE - CORRECTED

Printed in Japan

CODE NO.	13K51F01
PARTS CATALOGUE NEWS	CGX125WH CGX125WHF
NEWS NO.	001

(CH-KD)K51

Block No.	Ref. No.	Note	Part No.	Description	Reqd. QTY CGX125WH F	Serial No.	Parts catalogue code
F-14-10	7	E	44711-KYY-H01	*PARTS NO. DELETION			
		T	44711-KYA-600	TIRE, FR. (CHENG SHIN) (80/100-18M/C 47P)	1	-----	3LA, AG, LA
	8	E	44712-KYY-H01	*PARTS NO. DELETION			
		T	44712-KVX-600	TUBE, TIRE (CHENG SHIN) (80/100-18)	1	-----	3LA, AG, LA
F-14-30	5	E	44711-KYY-H01	*PARTS NO. DELETION			
		A	44711-KYA-600	TIRE, FR. (CHENG SHIN) (80/100-18M/C 47P)	1	-----	4LA, CL
	6	E	44712-KYY-H01	*PARTS NO. DELETION			
		A	44712-KVX-600	TUBE, TIRE (CHENG SHIN) (80/100-18)	1	-----	4LA, CL
F-19-10	11	E	42711-KYY-H01	*PARTS NO. DELETION			
		T	42711-KYA-600	TIRE, RR. (CHENG SHIN) (90/90-18M/C 51P)	1	-----	3LA, AG, LA
	12	E	42712-KYY-H01	*PARTS NO. DELETION			
		T	42712-KYA-600	TUBE, TIRE (CHENG SHIN) (90/90-18M/C)	1	-----	3LA, AG, LA

NOTE A:PART NO. CHANGE D:NEWLY PROVIDED E:PART NO. DELETION K:REQUIRED NO. CORRECTION L:APPLICATION SERIAL NO. CORRECTION  
M:PART DESCRIPTION CORRECTION T:APPLICATION CORRECTION Z:REMARKS CHANGE

PARTS CATALOGUE NEWS

BOOKNo. :13K51F01

Block No.	Ref. No.	Note	Part No.	Description	Reqd. QTY		Serial No.	Parts catalogue code
					CGX125MH	F		
F-19-30	9	E	42711-KYY-H01	*PARTS NO. DELETION				
		A	42711-KYA-600	TIRE, RR. (CHENG SHIN) (90/90-18M/C 51P)	1		-----	4LA, CL
	10	E	42712-KYY-H01	*PARTS NO. DELETION				
		A	42712-KYA-600	TUBE, TIRE (CHENG SHIN) (90/90-18M/C)	1		-----	4LA, CL
F-21	2	E	16950-KYY-710	*PARTS NO. DELETION				
		A	16950-KYY-711	COCK ASSY., FUEL .....	1			

Prohibida la Reproducción y Distribución  
Bolivia | Bolivia | Douglas Parada Viana

NOTE A:PART NO. CHANGE D:NEWLY PROVIDED E:PART NO. DELETION K:REQUIRED NO. CORRECTION L:APPLICATION SERIAL NO. CORRECTION  
M:PART DESCRIPTION CORRECTION T:APPLICATION CORRECTION Z:REMARKS CHANGE



# PARTS CATALOGUE NEWS

Honda Motor Co., Ltd.  
Service Division Service Technology

## PARTS CATALOGUE - CORRECTED

Printed in Japan

CODE NO.	13K51F01
PARTS CATALOGUE NEWS	CGX125WH CGX125WHF
NEWS NO.	002

(CH-KD)K51

Block No.	Ref. No.	Note	Part No.	Description	Reqd. QTY CGX125WH F	Serial No.	Parts catalogue code
E-22	4	E	16015-KYY-901	*PART NO. DELETION			
		A	16015-KYY-841	CHAMBER SET, FLOAT.....	1		
	15	E	16100-KYY-613	*PART NO. DELETION			
		E	16100-KYY-841	*PART NO. DELETION			
		A	16100-KYY-614	CARBURETOR ASSY. (PB 7RJB).....	1	-----	3LA, 4LA
		A	16100-KYY-842	CARBURETOR ASSY. (PB 7RPB).....	1	-----	AG, CL, LA

NOTE A:PART NO. CHANGE D:NEWLY PROVIDED E:PART NO. DELETION K:REQUIRED NO. CORRECTION L:APPLICATION SERIAL NO. CORRECTION  
M:PART DESCRIPTION CORRECTION T:APPLICATION CORRECTION Z:REMARKS CHANGE



# PARTS CATALOGUE NEWS

Honda Motor Co., Ltd.  
Service Division Service Technology

## PARTS CATALOGUE - CORRECTED

Printed in Japan

CODE NO.	13K51F01
PARTS CATALOGUE NEWS	CGX125WH CGX125WHF
NEWS NO.	003

(CH-KD)K51

Block No.	Ref. No.	Note	Part No.	Description	Reqd. QTY CGX125WH F	Serial No.	Parts catalogue code
F-49	1	E	87505-K51-610	*PART NO. DELETION			
		T	87505-K51-600	LABEL, TIRE (SPANISH).....	1		

Prohibida la Reproducción y Distribución en Bolivia | Bolivia | Douglas Parada Viana

NOTE A:PART NO. CHANGE D:NEWLY PROVIDED E:PART NO. DELETION K:REQUIRED NO. CORRECTION L:APPLICATION SERIAL NO. CORRECTION  
M:PART DESCRIPTION CORRECTION T:APPLICATION CORRECTION Z:REMARKS CHANGE