



# ***CGX125SH***

**CGX125SH<sub>c</sub>**  
**CGX125SH<sub>D</sub>**  
**CGX125SH<sub>E</sub>**

**PARTS CATALOGUE**

**4**

---

**FOREWORD INDEX**

**1**

---

**ENGINE GROUP**

**2**

---

**FRAME GROUP**

**3**

---

**PART NUMBER INDEX**

**4**

---

**PART NAME INDEX**

**5**

---



**Instruction for use of parts catalogue**

- **This parts catalogue has been created as of September 01, 2013.**
  - Since this date, the sales practice for repair parts may have been changed or the parts may have been eliminated (listed for those not for sale).
  - The modified information is reflected on the latest Electronic Parts Catalogue (EPC). Also, refer to the parts catalogue news for any change.
  - See the parts catalogue news for any revision that is made after September 01, 2013.
- **Always specify the part number when ordering a part.**
  - Check the model, type, serial numbers, color, maker, and the size as needed before ordering a part.
  - Note that the illustrations (part drawings) can differ from the actual parts in shape. They are given just to help you to refer to the parts.
- **When modifications or additions to this parts catalogue are made, a revised edition will be issued at an appropriate time, with successively progressing revision numbers on the cover. We recommend obtaining such revisions in order to keep your parts catalogue up-to-date at all times. To check whether a parts catalogue revision has been issued, please contact your Honda distributor.**

Initial version issue date  
December 10, 2011  
**Honda Motor Co., Ltd.**

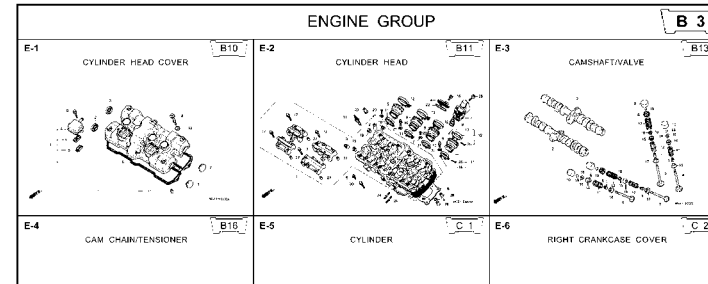
**CONTENTS**

	Page	Address No.
● Instruction for use of parts catalogue .....	1	B 1
● How to refer to the part information .....	2	B 2
● Part catalogue structure .....	3	B 3
● When the parts were revised .....	4	B 4
● Abbreviations used in the parts catalogue .....	4	B 4
● Part block and serial number check .....	5	B 5
● Color label attachment position check .....	5	B 5
● Models, parts catalogue codes and applicable serial numbers .....	6	B 6
● Color label .....	8	B 8
● Color chart .....	9	B 9
● Fuel hose, general purpose hoses and vinyl hose .....	29	C13
● FLAT RATE SERVICE TIME .....	33	D 1
● Illustrated index .....	38	D 6
● ENGINE GROUP .....	48	E 1
● FRAME GROUP .....	75	G 1
● PART NO. INDEX .....	166	M 1
● PART NAME INDEX .....	172	N 1



How to refer to the part information

A Reference with "Illustrated index"

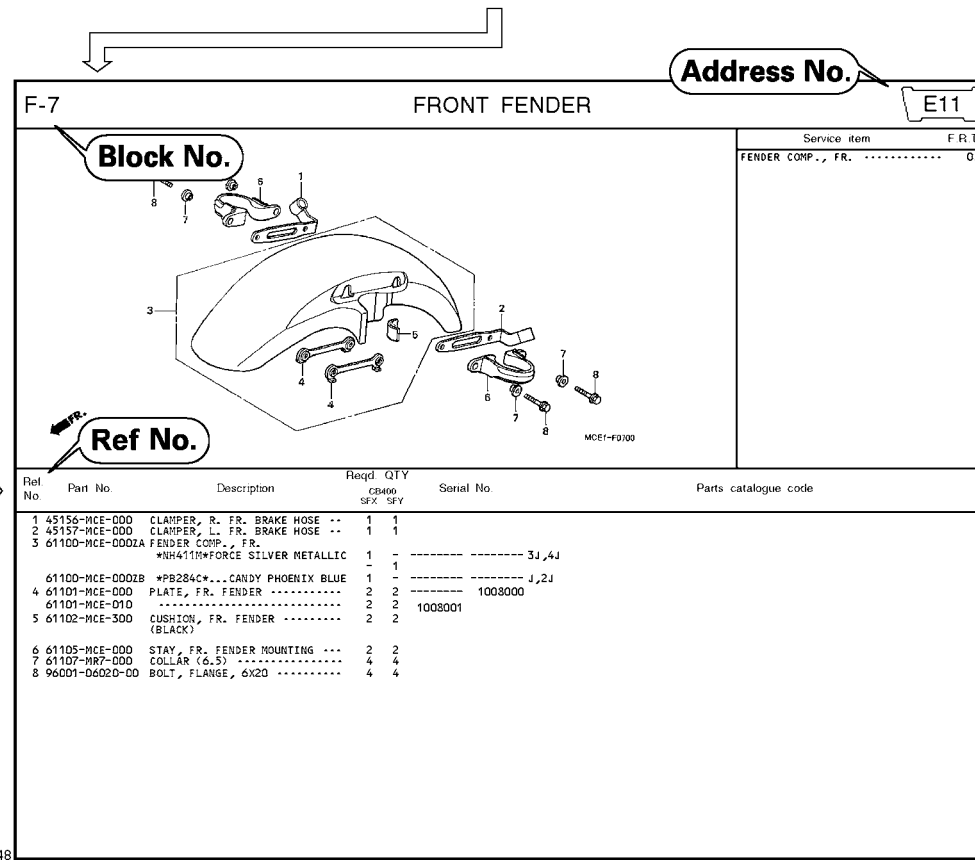


B Reference with "Part number index"

PART NO. INDEX					
Part Number	Address	Page	Rel.	Part Number	Address Page Rel.
04000				13323-MY9-751	C12 28 10 14921
04911-MCE-000	C10	26	1	13324-MY9-751	C12 28 10 14931
				13325-MY9-751	C12 28 10 14931
				13327-MY9-751	C12 28 10 14931
06000				14000	14931
06405-MY9-P00	F13	67	3	14100-MCE-000	B13 13 2 14931
06405-MY9-P10	F13	67	3	14200-MCE-000	B13 13 3 14931
06410-MY9-860	F2	56	1	14321-MCE-000	B16 16 2 14931
06435-MCE-006	F1	55	1	14401-MCE-003	B16 16 3 14931
06451-769-405	E13	51	2	14510-MBE-000	B16 16 4 14941
06451-443-405	F1	55	2	14520-MY9-691	B16 16 4 14941
06451-MA7-405	E13	51	1	14524-MY9-690	B16 16 6 14941
06455-MCE-006	E13	51	3	14546-MCE-000	B16 16 7 14941
				14620-MY9-691	B16 16 8 14941
11000				14711-MCE-000	B13 13 4 14941
11210-MCE-000	C9	25	1	14712-MCE-000	B13 13 5 14941
11330-MCE-305	C2	18	1	14721-MCE-000	B13 13 6 14941
11333-KT8-000	C6	22	1	14722-MCE-000	B13 13 7 14941
11335-MCE-000	C2	18	2	14730-MCE-000	B13 13 8 14941
11360-MCE-000	C7	23	1	14731-MCE-000	B13 13 9 14941
11365-MCE-000	C7	23	2	14731-MY9-751	B13 13 10 14941
11396-MY9-000	C2	18	3	14751-KY2-000	B13 13 11 14941
11631-MCE-000	C5	21	1	14751-MCE-000	B13 13 12 14941
11691-MY9-000	C5	21	2	14761-MCE-000	B13 13 13 14941

C Reference with "Part name index"

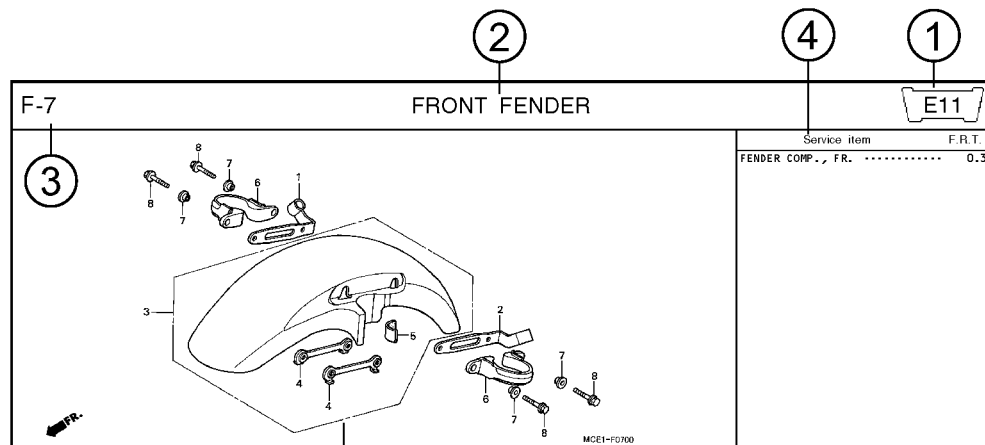
PART NAME INDEX					
Part name	Address	Page	Ref.	Part name	Address Page Ref.
[ A ]				BOLT , CHANG I	
ADJUSTER , CHAIN	F13	67	5	BOLT , CLUTC H	
ARM COMP. , SEA R CHANGE	F10	64	1	BOLT , CONNECT	
ARM , L. MAIN STEP	F11	65	8	BOLT , DISK , 6	
ARM , L. PILLI O STEP	F11	65	12	BOLT , DISK , 8	
ARM , R. MAIN STEP	F11	65	5	BOLT , DRAIN I	
ARM , R. PILLI O STEP	F11	65	11	BOLT , FLANG E	
AUT O DOC K ASSY. , FUEL	F4	58	2	BOLT , FLANG E	
AXLE , FR. WHEEL	E14	52	3	BOLT , FLANG E	
AXLE , RR. WHEEL	F2	56	5	BOLT , FLANG E	
[ B ]				BOLT , FLANG E	
BAG , AIR PRESSUR E GAUGE	F67	77	4	BOLT , FLANG E	
BAG , SERVICE BOOK	F67	77	1	BOLT , FLANG E	
BAG , TOOL	F67	77	3	BOLT , FLANG E	
BALL , STEEL	F11	65	20	BOLT , FLANG E	
BAND , A , INSULATOR	B11	11	11	BOLT , FLANG E	
BAND , B , INSULATOR	B11	11	12	BOLT , FLANG E	
BAND , AIR CLEANER CONNECTING				BOLT , FLANG E	
BAND , U-LOCK	F8	62	22	BOLT , FLANG E	
BAND , WIRE	F16	70	5	BOLT , FLANG E	
	C10	26	14		
	E5	43	21		
	G4	74	1R		



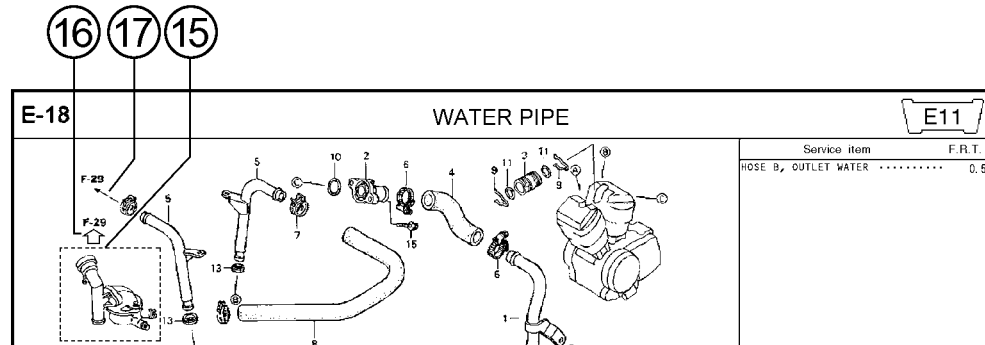
Page No.

2000.09.01 E

Part catalogue structure



Ref. No.	Part No.	Description	Reqd. QTY		Serial No.	Parts catalogue code
			CB400 SFX	SFY		
1	45156-MCE-000	CLAMPER, R. FR. BRAKE HOSE ..	1	1		
2	45157-MCE-000	CLAMPER, L. FR. BRAKE HOSE ..	1	1		
3	61100-MCE-000ZA	FENDER COMP., FR. *NH411M*FORCE SILVER METALLIC	1	-	----- 3J,4J	
	61100-MCE-000ZB	*PB284C*...CANDY PHOENIX BLUE	1	-	----- J,2J	
4	61101-MCE-000	PLATE, FR. FENDER .....	2	2	1008000	
	61101-MCE-010	.....	2	2	1008001	
5	61102-MCE-300	CUSHION, FR. FENDER .....	2	2		
		(BLACK)				



① Address number

• Address No. is provided (in place of the page No.) to help you refer to the part with the part No. or part name.

② Block title ③ Block number

④ Service item/Flat rate time

⑤ Reference number

• Title number marked with the parenthesis or parentheses indicates that it continues from the previous page.

⑥ Part number ⑦ Honda color code

⑧ Description

⑨ Assemblies

• Sections framed with broken lines in the exploded view drawings are available as complete assemblies. (Their individual parts can also be obtained.)

⑩ Color description

⑪ Note

• Notes are shown with the parentheses in the part name column.

⑫ Required quantity

• Reqd. QTY shown in the parenthesis or parentheses indicates the optional part.  
• Reqd. QTY marked with "N" indicates the optional part that should be selected as needed.  
• Reqd. QTY indicates the number of the part used in the block.

⑬ Serial number

⑭ Parts catalogue code

• When the parts catalogue code column is blank, it indicates that the part is applicable to all codes.

⑮

• Parts enclosed within a dotted line are covered in a different block.


⑯

• A hollow arrow indicates the block No. for the parts enclosed within a dotted line .

⑰

• A solid arrow indicates the block No. the part in question is connected to.

When the parts were revised



Ref. No.	Part No.	Description	Reqd. QTY		Serial No.
			CB400	SFX SFY	
1	45156-MCE-000	CLAMPER, R. FR. BRAKE HOSE ..	1	1	
2	45157-MCE-000	CLAMPER, L. FR. BRAKE HOSE ..	1	1	
3	61100-MCE-000ZA	FENDER COMP., FR. *NH411M*FORCE SILVER METALLIC	1	-	-----3J,4J
	61100-MCE-000ZB	*PB284C*...CANDY PHOENIX BLUE	1	-	-----J,2J
4	61101-MCE-000	PLATE, FR. FENDER (###).....	2	2	-----1008000
	61101-MCE-010	.....	2	2	-----1008001
5	61102-MCE-300	CUSHION, FR. FENDER ..... (BLACK)	2	2	
6	61105-MCE-000	STAY, FR. FENDER MOUNTING ...	2	2	
7	61107-MR7-000	COLLAR (6,5) .....	4	4	
8	96001-06020-00	BOLT, FLANGE, 6X20 .....	4	4	


The number has been used from the initial model without revision.

When shown at the left side, it is applicable to the models of No.1008001 and the subsequent numbers.

When shown at the right side, it is applicable to the models up to No.1008000.

The parts listed with "###" at the end of the parts name have limited supply period (parts not for sale).

Abbreviations used in the parts catalogue

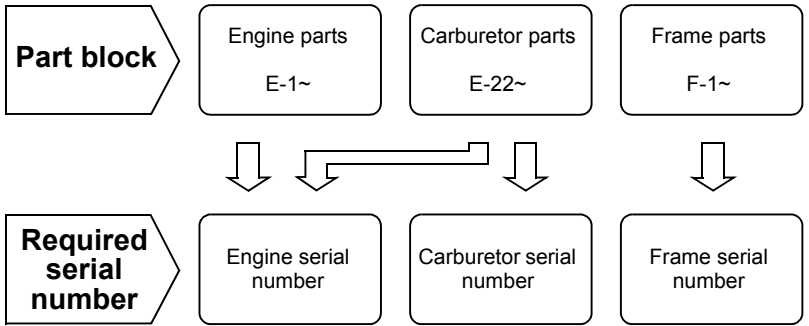


\* "L." or "R." in the description of a part stands for the LEFT hand side or the RIGHT hand side. Determine the left or right as if you were in the motorcycle seat.

The following abbreviations are used in this parts catalogue.

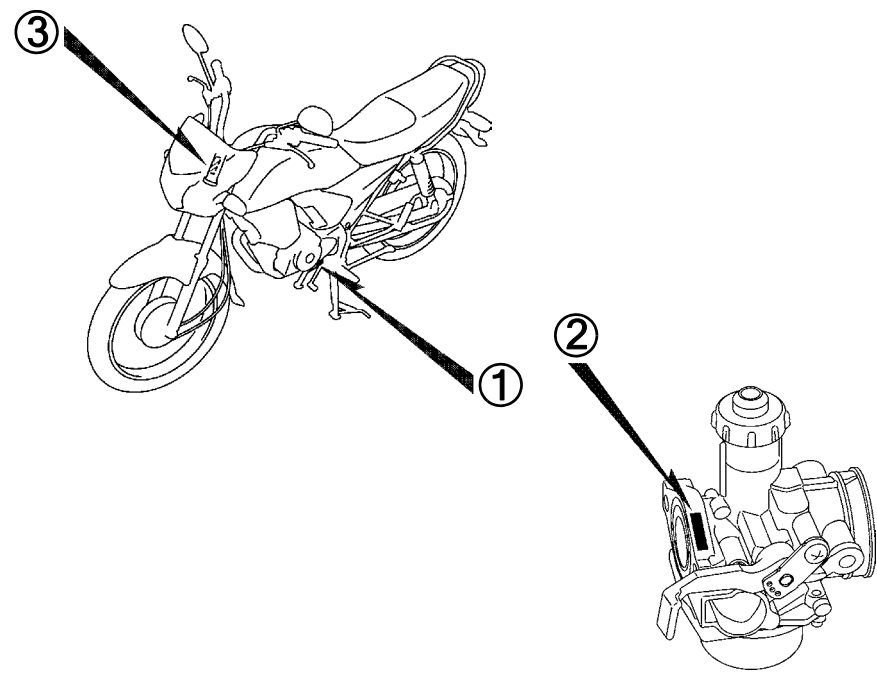
- A ..... Ampere
- ABS ..... Anti-lock brake system
- A.C. .... Alternating current
- A.M. .... Attaching mark
- ASSY. .... Assembly
- C.D.I. .... Capacitive discharge ignition
- COMP. ... Complete
- D.C. .... Direct current
- EX. .... Exhaust
- FR. .... Front
- G ..... Gram
- HEX. .... Hexagonal
- IN. .... Inlet
- KPH ..... Kilometers per hour
- L. ....Left
- L (100L) .Link (100 Links)
- L.E.D. ....Light emitted diode
- MM .....Millimeter
- MPH .....Miles per hour
- R. ....Right
- RR. ....Rear
- STD. ....Standard
- T (22T) ...Tooth (22 Teeth)
- TCS .....Traction control system
- T.M. ....Transcript mark
- V .....Volt
- W .....Watt
- WL .....With labelling
- WOL .....Without labelling

Part block and serial number check

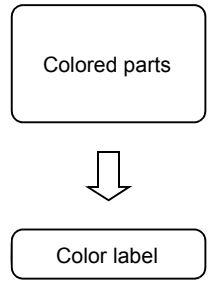


Check point

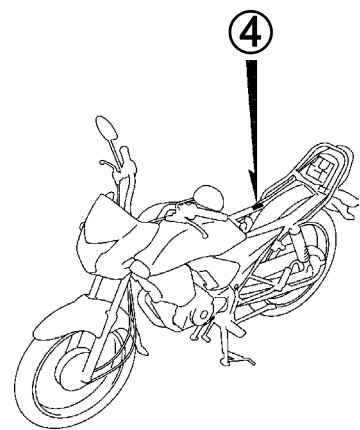
①                      ②                      ③



Color label attachment position check



④



### Models, parts catalogue codes and applicable serial numbers

Models, parts catalogue codes and applicable serial Nos. given in this parts catalogue can be identified as follows.

Parts with parts catalogue codes are exclusive for models destined for countries designated.

If no area codes are listed, parts are for common use.

Model	Parts catalogue code	Type	Applicable engine serial No.	Applicable frame serial No.	Applicable carburetor serial No.
CGX125SHc	2AG	Argentina			PB 7RHA
	2CL	Chili	SDH152FMIB3350003~B3399999	LALPCJ0E3B3301454~B3399999	
	2PE	Peru	SDH152FMIB3250002~	LALPCJ0E9B3301457~	PB 7RJA
	3DK	General export (KPH)	SDH152FMIB3400623~B3499999	LALPCJ0E8C3006304~C3099999	PB 7RMA
	AG	Argentina			PB 7RHA
	CL	Chili	SDH152FMIB3350001~B3399999	LALPCJ0EXB3301452~B3399999	
	DK	General export (KPH)	SDH152FMIB3400059~B3499999	LALPCJ0D5C3004260~C3099999	PB 7RMA
	MX	Mexico	SDH152FMIB3300001~B3399999	LALPCJ0E5B3301455~B3399999	PB 7RKA
	PE	Peru	SDH152FMIC3300128~	LALPCJ0E4C3013590~C3199999	PB 7RJA
CGX125SHD	2CL	Chili			PB 7RPA
	2PE	Peru	SDH152FMIC3306544~	LALPCJ099D3000001~	PB 7RJA
	2TU	Turkey	JA25E2000001~	LALJA25B*D3000001~	PB 7RTA
	3AG	Argentina	SDH152FMY000001~	8CHPCJ0E1DL000001~	PB 7RHA
	3CO	Colombia	SDH152FMIC3800113~	9FMPCJ016DF000002~	PB 7RKA
	3DK	General export (KPH)			PB 7RMA
	4AG	Argentina	SDH152FMY000001~	8CHPCJ091DL000001~	PB 7RHA
	4CO	Colombia	SDH152FMIC3800113~	9FMPCJ016DF000002~	PB 7RKA
	5AG	Argentina	SDH152FMIC700001~	8CHPCJ091DL000001~	PB 7RPA
	CL	Chili	SDH152FMIC3700001~	LALPCJ092C3000002~	
	DK	General export (KPH)	SDH152FMIC360270~	LALPCJ09*C3000001~	PB 7RMA
	PE	Peru	SDH152FMIC3602701~	LALPCJ09*C3000001~	PB 7RJA
	TU	Turkey	JA25E2000001~	LALJA25B*D3000001~	PB 7RTA

Model	Parts catalogue code	Type	Applicable engine serial No.	Applicable frame serial No.	Applicable carburetor serial No.
CGX125SHE	2DK	General export (KPH)			PB 7RMA
	2KE	Kenya	SDH152FMI0000001~	BFOJA309*DS000001~	PB 7RYA
	3DK	General export (KPH)			PB 7RMA
	CL	Chili			PB 7RPA
	DK	General export (KPH)			PB 7RMA
	KE	Kenya	SDH152FMI0000001~	BFOJA309*DS000001~	PB 7RYA
	PE	Peru			PB 7RJA
	SA	South Africa	JA25E-2000001~	LALJA25*#E3000001~	PB 7RZA

\* Of carburetor/throttle body identification numbers, only the portions underlined in the example below are used for registration.

PB 7RH A KC ア

**Color label**

**1**

- When ordering parts, check the model name, main color, and code by observing the “COLOR LABEL” on the vehicle.
- When ordering a colored part, use the color chart in the instruction for use of parts catalogue.

<b>VFR800FIW</b> <b>COLOR R-157</b> <b>CODE R157</b>	MODEL		VFR800FIW					
	No.	COLOR	Sparkling silver metallic	Mute black metallic	Applicable model		Applicable block No.	Re
		CODE	NH-295M	NH-359M	Initial applicable model	Final applicable model		
	Name of colored parts	Basic part No.	NH295	NH359				
1								
2								
3								
4								
5								
6								
7								
8								
9								
10								

**Color chart**

- When ordering a colored part, refer to the chart below and use a part number consisting of the relevant basic part number to which has been added a part color code.

CGX125SH (CGX125SHc).....2AG,2CL,2PE

No.	MODEL		CGX125SHC						Applicable block No.	Ref. No.
	COLOR		Pearl procyon black	Candy aruja blue	Candy lucid red	Applicable model				
	CODE		NH-A06P	PB-323C	R-264C	Initial applicable model	Final applicable model			
	Name of colored parts	Basic part No.	NHA06BE	PB323HE	R264KE	Initial applicable model	Final applicable model			
1	BRIDGE, FORK TOP	53230-KYY-970	ZB	ZB	ZB			F-7	9	
2	COVER SET, L. SIDE	83620-KYY-600	ZA	ZA	ZA			F-24	4	
3	COVER SET, R. SIDE	83520-KYY-600	ZA	ZA	ZA			F-24	1	
4	COWL SET, RR.	77215-KYY-900	ZC	ZB	ZA			F-23-1	7	
5	FENDER, FR.	61100-KYY-900	ZB	ZC	ZD			F-10	5	
6	LABEL, DRIVE CAUTION	87560-KYY-600	ZB	ZB	ZB			F-49	6	
7	MARK, HONDA	86771-KYY-900	ZC	ZB	ZA			F-50-1	1	
8	MARK, L. WING	86172-KYY-900	ZC	ZB	ZA			F-50-1	3	
9	MARK, R. WING	86171-KYY-900	ZC	ZB	ZA			F-50-1	2	
10	MARK, SIDE COVER	86833-KYY-600	ZA	ZA	ZA			F-50-1	4	
11	PANEL COMP., RR. BRAKE	43100-KYY-900	ZB	ZB	ZB			F-18	3	
12	PANEL SUB COMP., FR. BRAKE	45010-KYY-900	ZB	ZB	ZB			F-13	5	
13	TANK SET, FUEL	17520-KYY-601	ZC	ZD	ZE			F-21	9	
14	WHEEL SUB ASSY., FR.	44650-KYY-910	ZA	ZA	ZA			F-14-30	4	
15	WHEEL SUB ASSY., RR.	42650-KYY-910	ZA	ZA	ZA			F-19-30	9	



## CGX125SH (CGX125SHc).....3DK

No.	MODEL		CGX125SHC					Ref. No.
	COLOR		Candy aruja blue	Candy lucid red	Applicable model		Applicable block No.	
	CODE		PB-323C	R-264C	Initial applicable model	Final applicable model		
	Name of colored parts	Basic part No.	PB323B	R264B				
1	BRIDGE, FORK TOP	53230-KYY-900	ZB	ZB			F-7	8
2	CASE, DRIVE CHAIN LOWER	40520-KYY-970	ZB	ZB			F-32	2
3	CASE, DRIVE CHAIN UPPER	40510-KYY-970	ZB	ZB			F-32	1
4	COVER SET, L. SIDE	83620-KYY-980	ZA	ZB			F-24	4
5	COVER SET, R. SIDE	83520-KYY-980	ZA	ZB			F-24	1
6	COWL SET, RR.	77215-KYY-920	ZA	ZA			F-23-1	7
7	LABEL, DRIVE CAUTION	87560-KYY-970	ZA	ZA			F-49	6
8	MARK, HONDA	86613-KYY-900	ZB	ZA			F-50-2	5
9	MARK, HONDA	86771-KYY-900	ZF	ZF			F-50-2	6
10	MARK, L. WING	86172-KYY-900	ZB	ZA			F-50-2	2
11	MARK, R. WING	86171-KYY-900	ZB	ZA			F-50-2	1
12	MARK, SIDE COVER	86833-KYY-980	ZA	ZA			F-50-2	9
13	PANEL COMP., RR. BRAKE	43100-KYY-900	ZB	ZB			F-18	3
14	PANEL SUB COMP., FR. BRAKE	45010-KYY-900	ZB	ZB			F-13	5
15	STRIPE, L. FUEL TANK	86174-KYY-900	ZB	ZA			F-50-2	4
16	STRIPE, L. SIDE COVER	86832-KYY-970	ZA	ZB			F-50-2	8
17	STRIPE, R. FUEL TANK	86173-KYY-900	ZB	ZA			F-50-2	3
18	STRIPE, R. SIDE COVER	86831-KYY-970	ZA	ZB			F-50-2	7
19	SWINGARM SUB ASSY., RR.	52200-KYY-970	ZA	ZA			F-32	11
20	TANK SET, FUEL	17520-KYY-971	ZA	ZB			F-21	9
21	VISOR SET, FR.	61300-KYY-920	ZB	ZA			F-43	1
22	WHEEL SUB ASSY., FR.	44650-KYY-910	ZA	ZA			F-14-30	4
23	WHEEL SUB ASSY., RR.	42650-KYY-910	ZA	ZA			F-19-30	9

CGX125SH (CGX125SHc).....AG,CL,PE

No.	MODEL		CGX125SHC						Applicable block No.	Ref. No.
	COLOR		Pearl procyon black	Candy aruja blue	Candy lucid red	Applicable model				
	CODE		NH-A06P	PB-323C	R-264C	Initial applicable model	Final applicable model			
	Name of colored parts	Basic part No.	NHA06B	PB323H	R264K					
1	BRIDGE, FORK TOP	53230-KYY-970	ZB	ZB	ZB			F-7	9	
2	COVER SET, L. SIDE	83620-KYY-600	ZA	ZA	ZA			F-24	4	
3	COVER SET, R. SIDE	83520-KYY-600	ZA	ZA	ZA			F-24	1	
4	COWL SET, RR.	77215-KYY-900	ZC	ZB	ZA			F-23-1	7	
5	FENDER, FR.	61100-KYY-900	ZB	ZC	ZD			F-10	5	
6	HUB SUB ASSY., FR.	44635-KYY-900	ZA	ZA	ZA			F-14-10	5	
7	HUB SUB ASSY., RR.	42635-KYY-900	ZA	ZA	ZA			F-19-10	9	
8	LABEL, DRIVE CAUTION	87560-KYY-600	ZB	ZB	ZB			F-49	6	
9	MARK, HONDA	86771-KYY-900	ZC	ZB	ZA			F-50-1	1	
10	MARK, L. WING	86172-KYY-900	ZC	ZB	ZA			F-50-1	3	
11	MARK, R. WING	86171-KYY-900	ZC	ZB	ZA			F-50-1	2	
12	MARK, SIDE COVER	86833-KYY-600	ZA	ZA	ZA			F-50-1	4	
13	PANEL COMP., RR. BRAKE	43100-KYY-900	ZB	ZB	ZB			F-18	3	
14	PANEL SUB COMP., FR. BRAKE	45010-KYY-900	ZB	ZB	ZB			F-13	5	
15	TANK SET, FUEL	17520-KYY-601	ZC	ZD	ZE			F-21	9	
16	WHEEL SUB ASSY., FR.	44650-KYY-900	ZB	ZB	ZB			F-14-10	6	
17	WHEEL SUB ASSY., RR.	42650-KYY-900	ZB	ZB	ZB			F-19-10	10	



## CGX125SH (CGX125SHc).....DK

No.	MODEL		CGX125SHC					Applicable block No.	Ref. No.
	COLOR		Candy aruja blue	Candy lucid red	Applicable model				
	CODE		PB-323C	R-264C	Initial applicable model	Final applicable model			
	Name of colored parts	Basic part No.	PB323	R264					
1	BRIDGE, FORK TOP	53230-KYY-970	ZB	ZB			F-7	9	
2	CASE, DRIVE CHAIN LOWER	40520-KYY-970	ZB	ZB			F-32	2	
3	CASE, DRIVE CHAIN UPPER	40510-KYY-970	ZB	ZB			F-32	1	
4	COVER SET, L. SIDE	83620-KYY-970	ZA	ZB			F-24	4	
5	COVER SET, R. SIDE	83520-KYY-970	ZA	ZB			F-24	1	
6	HUB SUB ASSY., FR.	44635-KYY-900	ZA	ZA			F-14-10	5	
7	HUB SUB ASSY., RR.	42635-KYY-900	ZA	ZA			F-19-10	9	
8	LABEL, DRIVE CAUTION	87560-KYY-970	ZA	ZA			F-49	6	
9	MARK, L. WING	86172-KYY-900	ZB	ZA			F-50	2	
10	MARK, R. WING	86171-KYY-900	ZB	ZA			F-50	1	
11	MARK, SIDE COVER	86833-KYY-970	ZA	ZA			F-50	7	
12	PANEL COMP., RR. BRAKE	43100-KYY-900	ZB	ZB			F-18	3	
13	PANEL SUB COMP., FR. BRAKE	45010-KYY-900	ZB	ZB			F-13	5	
14	STRIPE, L. FUEL TANK	86174-KYY-900	ZB	ZA			F-50	4	
15	STRIPE, L. SIDE COVER	86832-KYY-970	ZA	ZB			F-50	6	
16	STRIPE, R. FUEL TANK	86173-KYY-900	ZB	ZA			F-50	3	
17	STRIPE, R. SIDE COVER	86831-KYY-970	ZA	ZB			F-50	5	
18	SWINGARM SUB ASSY., RR.	52200-KYY-970	ZA	ZA			F-32	11	
19	TANK SET, FUEL	17520-KYY-971	ZA	ZB			F-21	9	
20	WHEEL SUB ASSY., FR.	44650-KYY-900	ZB	ZB			F-14-10	6	
21	WHEEL SUB ASSY., RR.	42650-KYY-900	ZB	ZB			F-19-10	10	

## CGX125SH (CGX125SHc).....MX

No.	MODEL		CGX125SHC					Applicable block No.	Ref. No.
	COLOR		Pearl cancer white NH-495P	Candy lucid red R-264C	Applicable model				
	CODE		NH495	R264E	Initial applicable model	Final applicable model			
	Name of colored parts	Basic part No.							
1	BRIDGE, FORK TOP	53230-KYY-970	ZB	ZB			F-7	9	
2	COVER SET, L. SIDE	83620-KYY-620	ZA	ZA			F-24	4	
3	COVER SET, R. SIDE	83520-KYY-620	ZA	ZA			F-24	1	
4	COWL SET, RR.	77215-KYY-600	ZD	-			F-23-1	7	
5	COWL SET, RR.	77215-KYY-900	-	ZA			F-23-1	7	
6	FENDER, FR.	61100-KYY-900	ZK	ZD			F-10	5	
7	HUB SUB ASSY., FR.	44635-KYY-900	ZA	ZA			F-14-10	5	
8	HUB SUB ASSY., RR.	42635-KYY-900	ZA	ZA			F-19-10	9	
9	LABEL, DRIVE CAUTION	87560-KYY-600	ZA	ZB			F-49	6	
10	MARK, HONDA	86101-KYY-600	ZB	-			F-50-1	1	
11	MARK, HONDA	86771-KYY-900	-	ZA			F-50-1	1	
12	MARK, L. WING	86172-KYY-900	-	ZA			F-50-1	3	
13	MARK, L. WING	86202-KYY-600	ZF	-			F-50-1	3	
14	MARK, R. WING	86171-KYY-900	-	ZA			F-50-1	2	
15	MARK, R. WING	86201-KYY-600	ZF	-			F-50-1	2	
16	MARK, SIDE COVER	86833-KYY-620	ZA	ZA			F-50-1	5	
17	PANEL COMP., RR. BRAKE	43100-KYY-900	ZB	ZB			F-18	3	
18	PANEL SUB COMP., FR. BRAKE	45010-KYY-900	ZB	ZB			F-13	5	
19	TANK SET, FUEL	17520-KYY-601	ZK	ZE			F-21	9	
20	WHEEL SUB ASSY., FR.	44650-KYY-900	ZB	ZB			F-14-10	6	
21	WHEEL SUB ASSY., RR.	42650-KYY-900	ZB	ZB			F-19-10	10	

## CGX125SH (CGX125SHd).....2CL,2PE

No.	MODEL		CGX125SHD					
	COLOR		Black	Fighting red	Applicable model		Applicable block No.	Ref. No.
	CODE		NH-1	R-134	Initial applicable model	Final applicable model		
	Name of colored parts	Basic part No.	NH1	R134				
1	BRIDGE, FORK TOP	53230-KYY-970	ZA	ZA			F-7	9
2	CASE, DRIVE CHAIN LOWER	40520-KYY-970	ZB	ZB			F-32	2
3	CASE, DRIVE CHAIN UPPER	40510-KYY-970	ZB	ZB			F-32	1
4	COVER SET, L. SIDE	83620-KYY-600	ZA	ZA			F-24	4
5	COVER SET, R. SIDE	83520-KYY-600	ZA	ZA			F-24	1
6	COWL SET, RR.	77215-KYY-760	ZA	ZB			F-23-1	7
7	FENDER, FR. UPPER	61100-KYY-760	ZB	ZB			F-10-1	5
8	GUARD, L. KNUCKLE	53180-KYY-760	ZB	ZB			F-4	34
9	GUARD, R. KNUCKLE	53190-KYY-760	ZB	ZB			F-4	37
10	LABEL, DRIVE CAUTION	87560-KYY-600	ZB	ZB			F-49	6
11	MARK, HONDA	86101-KYY-760	ZA	ZB			F-50-3	1
12	MARK, L. WING	86202-KYY-760	ZA	ZB			F-50-3	5
13	MARK, R. WING	86201-KYY-760	ZA	ZB			F-50-3	4
14	MARK, SIDE COVER	86833-KYY-600	ZA	ZA			F-50-3	7
15	PANEL COMP., RR. BRAKE	43100-KYY-900	ZA	ZA			F-18	3
16	PANEL SUB COMP., FR. BRAKE	45010-KYY-900	ZA	ZA			F-13	5
17	STRIPE, L. FUEL TANK	86174-KYY-760	ZA	ZB			F-50-3	3
18	STRIPE, R. FUEL TANK	86173-KYY-760	ZB	ZC			F-50-3	2
19	SWINGARM SUB ASSY., RR.	52200-KYY-970	ZA	ZA			F-32	11
20	TANK SET, FUEL	17520-KYY-861	ZD	ZC			F-21	9
21	WHEEL SUB ASSY., FR.	44650-KYY-910	ZB	ZB			F-14-30	4
22	WHEEL SUB ASSY., RR.	42650-KYY-910	ZB	ZB			F-19-30	9

CGX125SH (CGX125SHd).....2TU,TU

No.	MODEL		CGX125SHD						Applicable block No.	Ref. No.
	COLOR		Pearl procyon black	Candy aruja blue	Candy lucid red	Applicable model				
	CODE		NH-A06P	PB-323C	R-264C	Initial applicable model	Final applicable model			
	Name of colored parts	Basic part No.	NHA06	PB323	R264					
1	BRIDGE, FORK TOP	53230-KYY-900	ZA	ZA	ZA			F-7	8	
2	COVER SET, L. SIDE	83620-KYY-B50	ZA	ZB	ZC			F-24-1	7	
3	COVER SET, R. SIDE	83520-KYY-B50	ZA	ZB	ZC			F-24-1	3	
4	COWL SET, RR.	77215-KYY-900	ZC	ZB	ZA			F-23-1	7	
5	FENDER, FR.	61100-KYY-900	ZB	ZC	ZD			F-10	5	
6	MARK, HONDA	86613-KYY-900	ZC	ZB	ZA			F-50-4	7	
7	MARK, HONDA	86771-KYY-900	ZC	ZB	ZA			F-50-4	8	
8	MARK, L. WING	86172-KYY-900	ZC	ZB	ZA			F-50-4	2	
9	MARK, R. WING	86171-KYY-900	ZC	ZB	ZA			F-50-4	1	
10	PANEL COMP., RR. BRAKE	43100-KYY-900	ZA	ZA	ZA			F-18	3	
11	PANEL SUB COMP., FR. BRAKE	45010-KYY-900	ZA	ZA	ZA			F-13	5	
12	STRIPE, L. FR. VISOR	86612-KYY-900	ZC	ZB	ZA			F-50-4	6	
13	STRIPE, L. FUEL TANK	86174-KYY-900	ZC	ZB	ZA			F-50-4	4	
14	STRIPE, L. SIDE COVER A	86832-KYY-900	ZC	ZB	ZA			F-50-4	10	
15	STRIPE, L. SIDE COVER B	86834-KYY-B50	ZA	ZB	ZC			F-50-4	12	
16	STRIPE, R. FR. VISOR	86611-KYY-900	ZC	ZB	ZA			F-50-4	5	
17	STRIPE, R. FUEL TANK	86173-KYY-900	ZC	ZB	ZA			F-50-4	3	
18	STRIPE, R. SIDE COVER A	86831-KYY-900	ZC	ZB	ZA			F-50-4	9	
19	STRIPE, R. SIDE COVER B	86833-KYY-B50	ZA	ZB	ZC			F-50-4	11	
20	TANK SET, FUEL(WL)	17520-KYY-A70	ZC	ZD	ZE			F-21-1	11	
21	VISOR SET, FR.	61300-KYY-900	ZC	ZB	ZA			F-43	1	
22	WHEEL SUB ASSY., FR.	44650-KYY-910	ZB	ZB	ZB			F-14-30	4	
23	WHEEL SUB ASSY., RR.	42650-KYY-910	ZB	ZB	ZB			F-19-30	9	



## CGX125SH (CGX125SHd).....3AG,3CO

No.	MODEL		CGX125SHD						Applicable block No.	Ref. No.
	COLOR		Pearl procyon black	Candy aruja blue	Candy lucid red	Applicable model				
	CODE		NH-A06P	PB-323C	R-264C	Initial applicable model	Final applicable model			
	Name of colored parts	Basic part No.	NHA06B	PB323H	R264K					
1	BRIDGE, FORK TOP	53230-KYY-970	ZB	ZB	ZB			F-7	9	
2	COVER SET, L. SIDE	83620-KYY-600	ZA	ZA	ZA			F-24	4	
3	COVER SET, R. SIDE	83520-KYY-600	ZA	ZA	ZA			F-24	1	
4	COWL SET, RR.	77215-KYY-900	ZC	ZB	ZA			F-23-1	7	
5	FENDER, FR.	61100-KYY-900	ZB	ZC	ZD			F-10	5	
6	HUB SUB ASSY., FR.	44635-KYY-900	ZA	ZA	ZA			F-14-10	5	
7	HUB SUB ASSY., RR.	42635-KYY-900	ZA	ZA	ZA			F-19-10	9	
8	LABEL, DRIVE CAUTION	87560-KYY-600	ZB	ZB	ZB			F-49	6	
9	MARK, HONDA	86771-KYY-900	ZC	ZB	ZA			F-50-1	1	
10	MARK, L. WING	86172-KYY-900	ZC	ZB	ZA			F-50-1	3	
11	MARK, R. WING	86171-KYY-900	ZC	ZB	ZA			F-50-1	2	
12	MARK, SIDE COVER	86833-KYY-600	ZA	ZA	ZA			F-50-1	4	
13	PANEL COMP., RR. BRAKE	43100-KYY-900	ZB	ZB	ZB			F-18	3	
14	PANEL SUB COMP., FR. BRAKE	45010-KYY-900	ZB	ZB	ZB			F-13	5	
15	TANK SET, FUEL	17520-KYY-601	ZC	ZD	ZE			F-21	9	
16	WHEEL SUB ASSY., FR.	44650-KYY-900	ZB	ZB	ZB			F-14-10	6	
17	WHEEL SUB ASSY., RR.	42650-KYY-900	ZB	ZB	ZB			F-19-10	10	

## CGX125SH (CGX125SHd).....3DK

No.	MODEL		CGX125SHD					
	COLOR		Black	Fighting red	Applicable model		Applicable block No.	Ref. No.
	CODE		NH-1	R-134	Initial applicable model	Final applicable model		
	Name of colored parts	Basic part No.	NH1	R134				
1	BRIDGE, FORK TOP	53230-KYY-970	ZA	ZA			F-7	9
2	CASE, DRIVE CHAIN LOWER	40520-KYY-970	ZB	ZB			F-32	2
3	CASE, DRIVE CHAIN UPPER	40510-KYY-970	ZB	ZB			F-32	1
4	COVER SET, L. SIDE	83620-KYY-860	ZA	ZA			F-24	4
5	COVER SET, R. SIDE	83520-KYY-860	ZA	ZA			F-24	1
6	COWL SET, RR.	77215-KYY-760	ZA	ZB			F-23-1	7
7	FENDER, FR. UPPER	61100-KYY-760	ZB	ZB			F-10-1	5
8	GUARD, L. KNUCKLE	53180-KYY-760	ZB	ZB			F-4	34
9	GUARD, R. KNUCKLE	53190-KYY-760	ZB	ZB			F-4	37
10	LABEL, DRIVE CAUTION	87560-KYY-970	ZA	ZA			F-49	6
11	MARK, HONDA	86101-KYY-760	ZA	ZB			F-50-3	1
12	MARK, L. WING	86202-KYY-760	ZA	ZB			F-50-3	5
13	MARK, R. WING	86201-KYY-760	ZA	ZB			F-50-3	4
14	MARK, SIDE COVER	86833-KYY-860	ZA	ZA			F-50-3	6
15	PANEL COMP., RR. BRAKE	43100-KYY-900	ZA	ZA			F-18	3
16	PANEL SUB COMP., FR. BRAKE	45010-KYY-900	ZA	ZA			F-13	5
17	STRIPE, L. FUEL TANK	86174-KYY-760	ZA	ZB			F-50-3	3
18	STRIPE, R. FUEL TANK	86173-KYY-760	ZB	ZC			F-50-3	2
19	SWINGARM SUB ASSY., RR.	52200-KYY-970	ZA	ZA			F-32	11
20	TANK SET, FUEL	17520-KYY-861	ZD	ZC			F-21	9
21	WHEEL SUB ASSY., FR.	44650-KYY-910	ZB	ZB			F-14-30	4
22	WHEEL SUB ASSY., RR.	42650-KYY-910	ZB	ZB			F-19-30	9



CGX125SH (CGX125SHd).....4AG,4CO

No.	MODEL		CGX125SHD						Applicable block No.	Ref. No.
	COLOR		Pearl procyon black	Candy aruja blue	Candy lucid red	Applicable model				
	CODE		NH-A06P	PB-323C	R-264C	Initial applicable model	Final applicable model			
	Name of colored parts	Basic part No.	NHA06BE	PB323HE	R264KE					
1	BRIDGE, FORK TOP	53230-KYY-970	ZB	ZB	ZB			F-7	9	
2	COVER SET, L. SIDE	83620-KYY-600	ZA	ZA	ZA			F-24	4	
3	COVER SET, R. SIDE	83520-KYY-600	ZA	ZA	ZA			F-24	1	
4	COWL SET, RR.	77215-KYY-900	ZC	ZB	ZA			F-23-1	7	
5	FENDER, FR.	61100-KYY-900	ZB	ZC	ZD			F-10	5	
6	LABEL, DRIVE CAUTION	87560-KYY-600	ZB	ZB	ZB			F-49	6	
7	MARK, HONDA	86771-KYY-900	ZC	ZB	ZA			F-50-1	1	
8	MARK, L. WING	86172-KYY-900	ZC	ZB	ZA			F-50-1	3	
9	MARK, R. WING	86171-KYY-900	ZC	ZB	ZA			F-50-1	2	
10	MARK, SIDE COVER	86833-KYY-600	ZA	ZA	ZA			F-50-1	4	
11	PANEL COMP., RR. BRAKE	43100-KYY-900	ZB	ZB	ZB			F-18	3	
12	PANEL SUB COMP., FR. BRAKE	45010-KYY-900	ZB	ZB	ZB			F-13	5	
13	TANK SET, FUEL	17520-KYY-601	ZC	ZD	ZE			F-21	9	
14	WHEEL SUB ASSY., FR.	44650-KYY-910	ZA	ZA	ZA			F-14-30	4	
15	WHEEL SUB ASSY., RR.	42650-KYY-910	ZA	ZA	ZA			F-19-30	9	

## CGX125SH (CGX125SHd).....5AG,CL,PE

No.	MODEL		CGX125SHD					
	COLOR		Black	Fighting red	Applicable model		Applicable block No.	Ref. No.
	CODE		NH-1	R-134	Initial applicable model	Final applicable model		
	Name of colored parts	Basic part No.	NH1	R134				
1	BRIDGE, FORK TOP	53230-KYY-970	ZA	ZA			F-7	9
2	CASE, DRIVE CHAIN LOWER	40520-KYY-970	ZB	ZB			F-32	2
3	CASE, DRIVE CHAIN UPPER	40510-KYY-970	ZB	ZB			F-32	1
4	COVER SET, L. SIDE	83620-KYY-600	ZA	ZA			F-24	4
5	COVER SET, R. SIDE	83520-KYY-600	ZA	ZA			F-24	1
6	COWL SET, RR.	77215-KYY-760	ZA	ZB			F-23-1	7
7	FENDER, FR. UPPER	61100-KYY-760	ZB	ZB			F-10-1	5
8	GUARD, L. KNUCKLE	53180-KYY-760	ZB	ZB			F-4	34
9	GUARD, R. KNUCKLE	53190-KYY-760	ZB	ZB			F-4	37
10	HUB SUB ASSY., FR.	44635-KYY-900	ZA	ZA			F-14-10	5
11	HUB SUB ASSY., RR.	42635-KYY-900	ZA	ZA			F-19-10	9
12	LABEL, DRIVE CAUTION	87560-KYY-600	ZB	ZB			F-49	6
13	MARK, HONDA	86101-KYY-760	ZA	ZB			F-50-3	1
14	MARK, L. WING	86202-KYY-760	ZA	ZB			F-50-3	5
15	MARK, R. WING	86201-KYY-760	ZA	ZB			F-50-3	4
16	MARK, SIDE COVER	86833-KYY-600	ZA	ZA			F-50-3	7
17	PANEL COMP., RR. BRAKE	43100-KYY-900	ZB	ZB			F-18	3
18	PANEL SUB COMP., FR. BRAKE	45010-KYY-900	ZB	ZB			F-13	5
19	STRIPE, L. FUEL TANK	86174-KYY-760	ZA	ZB			F-50-3	3
20	STRIPE, R. FUEL TANK	86173-KYY-760	ZB	ZC			F-50-3	2
21	SWINGARM SUB ASSY., RR.	52200-KYY-970	ZA	ZA			F-32	11
22	TANK SET, FUEL	17520-KYY-861	ZD	ZC			F-21	9
23	WHEEL SUB ASSY., FR.	44650-KYY-900	ZB	ZB			F-14-10	6
24	WHEEL SUB ASSY., RR.	42650-KYY-900	ZB	ZB			F-19-10	10

## CGX125SH (CGX125SHd).....DK

No.	MODEL		CGX125SHD					
	COLOR		Black	Fighting red	Applicable model		Applicable block No.	Ref. No.
	CODE		NH-1	R-134	Initial applicable model	Final applicable model		
	Name of colored parts	Basic part No.	NH1	R134				
1	BRIDGE, FORK TOP	53230-KYY-970	ZA	ZA			F-7	9
2	CASE, DRIVE CHAIN LOWER	40520-KYY-970	ZB	ZB			F-32	2
3	CASE, DRIVE CHAIN UPPER	40510-KYY-970	ZB	ZB			F-32	1
4	COVER SET, L. SIDE	83620-KYY-860	ZA	ZA			F-24	4
5	COVER SET, R. SIDE	83520-KYY-860	ZA	ZA			F-24	1
6	COWL SET, RR.	77215-KYY-760	ZA	ZB			F-23-1	7
7	FENDER, FR. UPPER	61100-KYY-760	ZB	ZB			F-10-1	5
8	GUARD, L. KNUCKLE	53180-KYY-760	ZB	ZB			F-4	34
9	GUARD, R. KNUCKLE	53190-KYY-760	ZB	ZB			F-4	37
10	HUB SUB ASSY., FR.	44635-KYY-900	ZA	ZA			F-14-10	5
11	HUB SUB ASSY., RR.	42635-KYY-900	ZA	ZA			F-19-10	9
12	LABEL, DRIVE CAUTION	87560-KYY-970	ZA	ZA			F-49	6
13	MARK, HONDA	86101-KYY-760	ZA	ZB			F-50-3	1
14	MARK, L. WING	86202-KYY-760	ZA	ZB			F-50-3	5
15	MARK, R. WING	86201-KYY-760	ZA	ZB			F-50-3	4
16	MARK, SIDE COVER	86833-KYY-860	ZA	ZA			F-50-3	6
17	PANEL COMP., RR. BRAKE	43100-KYY-900	ZB	ZB			F-18	3
18	PANEL SUB COMP., FR. BRAKE	45010-KYY-900	ZB	ZB			F-13	5
19	STRIPE, L. FUEL TANK	86174-KYY-760	ZA	ZB			F-50-3	3
20	STRIPE, R. FUEL TANK	86173-KYY-760	ZB	ZC			F-50-3	2
21	SWINGARM SUB ASSY., RR.	52200-KYY-970	ZA	ZA			F-32	11
22	TANK SET, FUEL	17520-KYY-861	ZD	ZC			F-21	9
23	WHEEL SUB ASSY., FR.	44650-KYY-900	ZB	ZB			F-14-10	6
24	WHEEL SUB ASSY., RR.	42650-KYY-900	ZB	ZB			F-19-10	10

## CGX125SH (CGX125SHE).....2DK

No.	MODEL		CGX125SHE					Applicable block No.	Ref. No.
	COLOR		Candy aruja blue	Candy lucid red	Applicable model				
	CODE		PB-323C	R-264C	Initial applicable model	Final applicable model			
	Name of colored parts	Basic part No.	PB323	R264					
1	BRIDGE, FORK TOP	53230-KYY-970	ZB	ZB			F-7	9	
2	CASE, DRIVE CHAIN LOWER	40520-KYY-970	ZB	ZB			F-32	2	
3	CASE, DRIVE CHAIN UPPER	40510-KYY-970	ZB	ZB			F-32	1	
4	COVER SET, L. SIDE	83620-K52-N00	ZA	ZB			F-24	4	
5	COVER SET, R. SIDE	83520-K52-N00	ZA	ZB			F-24	1	
6	HUB SUB ASSY., FR.	44635-KYY-900	ZA	ZA			F-14-10	5	
7	HUB SUB ASSY., RR.	42635-KYY-900	ZA	ZA			F-19-10	9	
8	LABEL, DRIVE CAUTION	87560-KYY-970	ZA	ZA			F-49	6	
9	MARK, SIDE COVER	86833-KYY-970	ZA	ZA			F-50	7	
10	PANEL COMP., RR. BRAKE	43100-KYY-900	ZB	ZB			F-18	3	
11	PANEL SUB COMP., FR. BRAKE	45010-KYY-900	ZB	ZB			F-13	5	
12	STRIPE, L. FUEL TANK	86172-K52-N00	ZC	ZD			F-50	9	
13	STRIPE, L. SIDE COVER	86832-K52-N00	ZA	ZB			F-50	11	
14	STRIPE, R. FUEL TANK	86171-K52-N00	ZC	ZD			F-50	8	
15	STRIPE, R. SIDE COVER	86831-K52-N00	ZA	ZB			F-50	10	
16	SWINGARM SUB ASSY., RR.	52200-KYY-970	ZA	ZA			F-32	11	
17	TANK SET, FUEL	17520-K52-N00	ZC	ZD			F-21	9	
18	WHEEL SUB ASSY., FR.	44650-KYY-900	ZB	ZB			F-14-10	6	
19	WHEEL SUB ASSY., RR.	42650-KYY-900	ZB	ZB			F-19-10	10	

## CGX125SH (CGX125SHE).....2KE

No.	MODEL		CGX125SHE					
	COLOR		Candy aruja blue	Candy lucid red	Applicable model		Applicable block No.	Ref. No.
	CODE		PB-323C	R-264C	Initial applicable model	Final applicable model		
	Name of colored parts	Basic part No.	PB323B	R264B				
1	BRIDGE, FORK TOP	53230-KYY-900	ZB	ZB			F-7	8
2	CASE, DRIVE CHAIN LOWER	40520-KYY-970	ZB	ZB			F-32	2
3	CASE, DRIVE CHAIN UPPER	40510-KYY-970	ZB	ZB			F-32	1
4	COVER SET, L. SIDE	83620-KYY-980	ZA	ZB			F-24	4
5	COVER SET, R. SIDE	83520-KYY-980	ZA	ZB			F-24	1
6	COWL SET, RR.	77215-KYY-920	ZA	ZA			F-23-1	7
7	LABEL, DRIVE CAUTION	87560-KYY-970	ZA	ZA			F-49	6
8	MARK, HONDA	86613-KYY-900	ZB	ZA			F-50-2	5
9	MARK, HONDA	86771-KYY-900	ZF	ZF			F-50-2	6
10	MARK, L. WING	86172-KYY-900	ZB	ZA			F-50-2	2
11	MARK, R. WING	86171-KYY-900	ZB	ZA			F-50-2	1
12	MARK, SIDE COVER	86833-KYY-980	ZA	ZA			F-50-2	9
13	PANEL COMP., RR. BRAKE	43100-KYY-900	ZB	ZB			F-18	3
14	PANEL SUB COMP., FR. BRAKE	45010-KYY-900	ZB	ZB			F-13	5
15	STRIPE, L. FUEL TANK	86174-KYY-900	ZB	ZA			F-50-2	4
16	STRIPE, L. SIDE COVER	86832-KYY-970	ZA	ZB			F-50-2	8
17	STRIPE, R. FUEL TANK	86173-KYY-900	ZB	ZA			F-50-2	3
18	STRIPE, R. SIDE COVER	86831-KYY-970	ZA	ZB			F-50-2	7
19	SWINGARM SUB ASSY., RR.	52200-KYY-970	ZA	ZA			F-32	11
20	TANK SET, FUEL	17520-KYY-971	ZA	ZB			F-21	9
21	VISOR SET, FR.	61300-KYY-920	ZB	ZA			F-43	1
22	WHEEL SUB ASSY., FR.	44650-KYY-910	ZA	ZA			F-14-30	4
23	WHEEL SUB ASSY., RR.	42650-KYY-910	ZA	ZA			F-19-30	9

## CGX125SH (CGX125SHE).....3DK

No.	MODEL		CGX125SHE					Applicable block No.	Ref. No.
	COLOR		Candy aruja blue	Candy lucid red	Applicable model				
	CODE		PB-323C	R-264C	Initial applicable model	Final applicable model			
	Name of colored parts	Basic part No.	PB323	R264					
1	BRIDGE, FORK TOP	53230-KYY-900	ZB	ZB			F-7	8	
2	CASE, DRIVE CHAIN LOWER	40520-KYY-970	ZB	ZB			F-32	2	
3	CASE, DRIVE CHAIN UPPER	40510-KYY-970	ZB	ZB			F-32	1	
4	COVER SET, L. SIDE	83620-K52-N10	ZA	ZB			F-24	4	
5	COVER SET, R. SIDE	83520-K52-N10	ZA	ZB			F-24	1	
6	COWL SET, RR.	77215-KYY-920	ZA	ZA			F-23-1	7	
7	LABEL, DRIVE CAUTION	87560-KYY-970	ZA	ZA			F-49	6	
8	MARK, HONDA	86613-KYY-900	ZB	ZA			F-50-2	5	
9	MARK, HONDA	86771-KYY-900	ZF	ZF			F-50-2	6	
10	MARK, SIDE COVER	86833-KYY-980	ZA	ZA			F-50-2	9	
11	PANEL COMP., RR. BRAKE	43100-KYY-900	ZB	ZB			F-18	3	
12	PANEL SUB COMP., FR. BRAKE	45010-KYY-900	ZB	ZB			F-13	5	
13	STRIPE, L. FUEL TANK	86172-K52-N00	ZA	ZB			F-50-2	11	
14	STRIPE, L. SIDE COVER	86832-K52-N10	ZA	ZB			F-50-2	13	
15	STRIPE, R. FUEL TANK	86171-K52-N00	ZA	ZB			F-50-2	10	
16	STRIPE, R. SIDE COVER	86831-K52-N10	ZA	ZB			F-50-2	12	
17	SWINGARM SUB ASSY., RR.	52200-KYY-970	ZA	ZA			F-32	11	
18	TANK SET, FUEL	17520-K52-N00	ZA	ZB			F-21	9	
19	VISOR SET, FR.	61300-KYY-920	ZB	ZA			F-43	1	
20	WHEEL SUB ASSY., FR.	44650-KYY-910	ZA	ZA			F-14-30	4	
21	WHEEL SUB ASSY., RR.	42650-KYY-910	ZA	ZA			F-19-30	9	

## CGX125SH (CGX125SHE).....CL

No.	MODEL		CGX125SHE					
	COLOR		Black	Fighting red	Applicable model		Applicable block No.	Ref. No.
	CODE		NH-1	R-134	Initial applicable model	Final applicable model		
	Name of colored parts	Basic part No.	NH1	R134				
1	BRIDGE, FORK TOP	53230-KYY-970	ZA	ZA			F-7	9
2	CASE, DRIVE CHAIN LOWER	40520-KYY-970	ZB	ZB			F-32	2
3	CASE, DRIVE CHAIN UPPER	40510-KYY-970	ZB	ZB			F-32	1
4	COVER SET, L. SIDE	83620-KYY-600	ZA	ZA			F-24	4
5	COVER SET, R. SIDE	83520-KYY-600	ZA	ZA			F-24	1
6	COWL SET, RR.	77215-KYY-760	ZA	ZB			F-23-1	7
7	FENDER, FR. UPPER	61100-KYY-760	ZB	ZB			F-10-1	5
8	GUARD, L. KNUCKLE	53180-KYY-760	ZB	ZB			F-4-1	37
9	GUARD, R. KNUCKLE	53190-KYY-760	ZB	ZB			F-4-1	40
10	HUB SUB ASSY., FR.	44635-KYY-900	ZA	ZA			F-14-10	5
11	HUB SUB ASSY., RR.	42635-KYY-900	ZA	ZA			F-19-10	9
12	LABEL, DRIVE CAUTION	87560-KYY-600	ZB	ZB			F-49	6
13	MARK, HONDA	86101-KYY-760	ZA	ZB			F-50-3	1
14	MARK, L. WING	86202-KYY-760	ZA	ZB			F-50-3	5
15	MARK, R. WING	86201-KYY-760	ZA	ZB			F-50-3	4
16	MARK, SIDE COVER	86833-KYY-600	ZA	ZA			F-50-3	7
17	PANEL COMP., RR. BRAKE	43100-KYY-900	ZB	ZB			F-18	3
18	PANEL SUB COMP., FR. BRAKE	45010-KYY-900	ZB	ZB			F-13	5
19	STRIPE, L. FUEL TANK	86174-KYY-760	ZA	ZB			F-50-3	3
20	STRIPE, R. FUEL TANK	86173-KYY-760	ZB	ZC			F-50-3	2
21	SWINGARM SUB ASSY., RR.	52200-KYY-970	ZA	ZA			F-32	11
22	TANK SET, FUEL	17520-KYY-861	ZD	ZC			F-21	9
23	WHEEL SUB ASSY., FR.	44650-KYY-900	ZB	ZB			F-14-10	6
24	WHEEL SUB ASSY., RR.	42650-KYY-900	ZB	ZB			F-19-10	10

CGX125SH (CGX125SHE).....DK

No.	MODEL		CGX125SHE					
	COLOR		Black	Fighting red	Applicable model		Applicable block No.	Ref. No.
	CODE		NH-1	R-134	Initial applicable model	Final applicable model		
	Name of colored parts	Basic part No.	NH1	R134				
1	BRIDGE, FORK TOP	53230-KYY-970	ZA	ZA			F-7	9
2	CASE, DRIVE CHAIN LOWER	40520-KYY-970	ZB	ZB			F-32	2
3	CASE, DRIVE CHAIN UPPER	40510-KYY-970	ZB	ZB			F-32	1
4	COVER SET, L. SIDE	83620-KYY-860	ZA	ZA			F-24	4
5	COVER SET, R. SIDE	83520-KYY-860	ZA	ZA			F-24	1
6	COWL SET, RR.	77215-KYY-760	ZA	ZB			F-23-1	7
7	FENDER, FR. UPPER	61100-KYY-760	ZB	ZB			F-10-1	5
8	GUARD, L. KNUCKLE	53180-KYY-760	ZB	ZB			F-4-1	37
9	GUARD, R. KNUCKLE	53190-KYY-760	ZB	ZB			F-4-1	40
10	HUB SUB ASSY., FR.	44635-KYY-900	ZA	ZA			F-14-10	5
11	HUB SUB ASSY., RR.	42635-KYY-900	ZA	ZA			F-19-10	9
12	LABEL, DRIVE CAUTION	87560-KYY-970	ZA	ZA			F-49	6
13	MARK, HONDA	86101-KYY-760	ZA	ZB			F-50-3	1
14	MARK, L. WING	86202-KYY-760	ZA	ZB			F-50-3	5
15	MARK, R. WING	86201-KYY-760	ZA	ZB			F-50-3	4
16	MARK, SIDE COVER	86833-KYY-860	ZA	ZA			F-50-3	6
17	PANEL COMP., RR. BRAKE	43100-KYY-900	ZB	ZB			F-18	3
18	PANEL SUB COMP., FR. BRAKE	45010-KYY-900	ZB	ZB			F-13	5
19	STRIPE, L. FUEL TANK	86174-KYY-760	ZA	ZB			F-50-3	3
20	STRIPE, R. FUEL TANK	86173-KYY-760	ZB	ZC			F-50-3	2
21	SWINGARM SUB ASSY., RR.	52200-KYY-970	ZA	ZA			F-32	11
22	TANK SET, FUEL	17520-KYY-861	ZD	ZC			F-21	9
23	WHEEL SUB ASSY., FR.	44650-KYY-900	ZB	ZB			F-14-10	6
24	WHEEL SUB ASSY., RR.	42650-KYY-900	ZB	ZB			F-19-10	10





## CGX125SH (CGX125SHE).....KE

No.	MODEL		CGX125SHE					Applicable block No.	Ref. No.
	COLOR		Candy aruja blue	Candy lucid red	Applicable model				
	CODE		PB-323C	R-264C	Initial applicable model	Final applicable model			
	Name of colored parts	Basic part No.	PB323	R264					
1	BRIDGE, FORK TOP	53230-KYY-970	ZB	ZB			F-7	9	
2	CASE, DRIVE CHAIN LOWER	40520-KYY-970	ZB	ZB			F-32	2	
3	CASE, DRIVE CHAIN UPPER	40510-KYY-970	ZB	ZB			F-32	1	
4	COVER SET, L. SIDE	83620-KYY-970	ZA	ZB			F-24	4	
5	COVER SET, R. SIDE	83520-KYY-970	ZA	ZB			F-24	1	
6	LABEL, DRIVE CAUTION	87560-KYY-970	ZA	ZA			F-49	6	
7	MARK, L. WING	86172-KYY-900	ZB	ZA			F-50	2	
8	MARK, R. WING	86171-KYY-900	ZB	ZA			F-50	1	
9	MARK, SIDE COVER	86833-KYY-970	ZA	ZA			F-50	7	
10	PANEL COMP., RR. BRAKE	43100-KYY-900	ZB	ZB			F-18	3	
11	PANEL SUB COMP., FR. BRAKE	45010-KYY-900	ZB	ZB			F-13	5	
12	STRIPE, L. FUEL TANK	86174-KYY-900	ZB	ZA			F-50	4	
13	STRIPE, L. SIDE COVER	86832-KYY-970	ZA	ZB			F-50	6	
14	STRIPE, R. FUEL TANK	86173-KYY-900	ZB	ZA			F-50	3	
15	STRIPE, R. SIDE COVER	86831-KYY-970	ZA	ZB			F-50	5	
16	SWINGARM SUB ASSY., RR.	52200-KYY-970	ZA	ZA			F-32	11	
17	TANK SET, FUEL	17520-KYY-971	ZA	ZB			F-21	9	
18	WHEEL SUB ASSY., FR.	44650-KYY-910	ZA	ZA			F-14-30	4	
19	WHEEL SUB ASSY., RR.	42650-KYY-910	ZA	ZA			F-19-30	9	

## CGX125SH (CGX125SHE).....PE

No.	MODEL		CGX125SHE					
	COLOR		Black	Fighting red	Applicable model		Applicable block No.	Ref. No.
	CODE		NH-1	R-134	Initial applicable model	Final applicable model		
	Name of colored parts	Basic part No.	NH1	R134				
1	BRIDGE, FORK TOP	53230-KYY-970	ZA	ZA			F-7	9
2	CASE, DRIVE CHAIN LOWER	40520-KYY-970	ZB	ZB			F-32	2
3	CASE, DRIVE CHAIN UPPER	40510-KYY-970	ZB	ZB			F-32	1
4	COVER SET, L. SIDE	83620-KYY-G00	ZA	ZB			F-24	4
5	COVER SET, R. SIDE	83520-KYY-G00	ZA	ZB			F-24	1
6	COWL SET, RR.	77215-KYY-760	ZA	ZB			F-23-1	7
7	FENDER, FR. UPPER	61100-KYY-760	ZB	ZB			F-10-1	5
8	GUARD, L. KNUCKLE	53180-KYY-760	ZB	ZB			F-4-1	37
9	GUARD, R. KNUCKLE	53190-KYY-760	ZB	ZB			F-4-1	40
10	HUB SUB ASSY., FR.	44635-KYY-900	ZA	ZA			F-14-10	5
11	HUB SUB ASSY., RR.	42635-KYY-900	ZA	ZA			F-19-10	9
12	LABEL, DRIVE CAUTION	87560-KYY-600	ZB	ZB			F-49	6
13	MARK, HONDA	86101-KYY-760	ZA	ZB			F-50-3	1
14	MARK, L. WING	86202-KYY-760	ZA	ZB			F-50-3	5
15	MARK, R. WING	86201-KYY-760	ZA	ZB			F-50-3	4
16	MARK, SIDE COVER	86833-KYY-600	ZA	ZA			F-50-3	7
17	PANEL COMP., RR. BRAKE	43100-KYY-900	ZB	ZB			F-18	3
18	PANEL SUB COMP., FR. BRAKE	45010-KYY-900	ZB	ZB			F-13	5
19	STRIPE, L. FUEL TANK	86174-KYY-G00	ZA	ZB			F-50-3	3
20	STRIPE, L. SIDE COVER	86832-KYY-710	ZA	ZB			F-50-3	9
21	STRIPE, R. FUEL TANK	86173-KYY-G00	ZA	ZB			F-50-3	2
22	STRIPE, R. SIDE COVER	86831-KYY-710	ZA	ZB			F-50-3	8
23	SWINGARM SUB ASSY., RR.	52200-KYY-970	ZA	ZA			F-32	11
24	TANK SET, FUEL	17520-KYY-G00	ZA	ZB			F-21	9
25	WHEEL SUB ASSY., FR.	44650-KYY-900	ZB	ZB			F-14-10	6
26	WHEEL SUB ASSY., RR.	42650-KYY-900	ZB	ZB			F-19-10	10

## CGX125SH (CGX125SHE).....SA

No.	MODEL		CGX125SHE					Ref. No.
	COLOR		Candy aruja blue	Candy lucid red	Applicable model		Applicable block No.	
	CODE		PB-323C	R-264C	Initial applicable model	Final applicable model		
	Name of colored parts	Basic part No.	PB323	R264				
1	BRIDGE, FORK TOP	53230-KYY-970	ZA	ZA			F-7	9
2	COVER SET, L. SIDE	83620-KYY-740	ZA	ZB			F-24	4
3	COVER SET, R. SIDE	83520-KYY-740	ZA	ZB			F-24	1
4	COWL SET, RR.	77215-KYY-900	ZB	ZA			F-23-1	7
5	LABEL, DRIVE CAUTION	87560-KYY-970	ZA	ZA			F-49	6
6	MARK, HONDA	86771-KYY-900	ZB	ZA			F-50-1	1
7	MARK, L. WING	86172-KYY-900	ZB	ZA			F-50-1	3
8	MARK, R. WING	86171-KYY-900	ZB	ZA			F-50-1	2
9	MARK, SIDE COVER	86833-KYY-970	ZA	ZA			F-50-1	10
10	PANEL COMP., RR. BRAKE	43100-KYY-900	ZA	ZA			F-18	3
11	PANEL SUB COMP., FR. BRAKE	45010-KYY-900	ZA	ZA			F-13	5
12	STRIPE, L. FUEL TANK	86174-KYY-710	ZA	ZB			F-50-1	7
13	STRIPE, L. SIDE COVER	86832-KYY-710	ZA	ZB			F-50-1	9
14	STRIPE, R. FUEL TANK	86173-KYY-710	ZA	ZB			F-50-1	6
15	STRIPE, R. SIDE COVER	86831-KYY-710	ZA	ZB			F-50-1	8
16	TANK SET, FUEL	17520-KYY-710	ZA	ZB			F-21	9
17	WHEEL SUB ASSY., FR.	44650-KYY-910	ZB	ZB			F-14-30	4
18	WHEEL SUB ASSY., RR.	42650-KYY-910	ZB	ZB			F-19-30	9

## Fuel hose, general purpose hoses and vinyl hose

- The standard part fuel hose, general purpose hose and vinyl hose may be substituted by the coiled bulk part.
- When ordering the standard part fuel hose, general purpose hose and vinyl hose use the bulk part number written in the parts catalogue in brackets ( ) underneath the part name, or use the catalogue below.  
(The bulk part standard length is 1 m, however, those displayed in the catalogue < > are available in 3 m and 8 m lengths.)
- When exchanging the hose, cut and use at the specified length as mentioned in the part name.  
(For the method of cutting the bulk part, and method of filling out orders etc., please refer to the service manual and the instructions issued with the bulk part.)
- The list below is a catalogue of the standard part numbers and bulk part numbers. Note that those numbers are applicable to the listed replacement parts only.

Fuel hoses/Tubes			
Standard part No.	Bulk part No.	Bulk part	
		Inner diameter (mm)	Length (m)
95001-30xxx-2x	95001-30001-20M	3.0	1
95001-30xxx-3x	95001-30001-30M	3.0	1
95001-30xxx-4x	95001-30001-40M	3.0	1
95001-35xxx-2x	95001-35001-50M <95001-35003-50M>	3.5	1 3
95001-35xxx-3x	95001-35001-60M <95001-35003-60M>	3.5	1 3
95001-35xxx-4x	95001-35001-60M <95001-35003-60M>	3.5	1 3
95001-35xxx-5x	95001-35001-50M <95001-35003-50M>	3.5	1 3
95001-35xxx-6x	95001-35001-60M <95001-35003-60M>	3.5	1 3
95001-45xxx-2x	95001-45001-50M <95001-45003-50M>	4.5	1 3
95001-45xxx-3x	95001-45001-60M <95001-45003-60M> <95001-45008-60M>	4.5	1 3 8
95001-45xxx-4x	95001-45001-60M <95001-45003-60M> <95001-45008-60M>	4.5	1 3 8
95001-45xxx-5x	95001-45001-50M <95001-45003-50M>	4.5	1 3
95001-45xxx-6x	95001-45001-60M <95001-45003-60M> <95001-45008-60M>	4.5	1 3 8
95001-55xxx-2x	95001-55001-50M <95001-55003-50M> <95001-55008-50M>	5.5	1 3 8

Fuel hoses/Tubes			
Standard part No.	Bulk part No.	Bulk part	
		Inner diameter (mm)	Length (m)
95001-55xxx-3x	95001-55001-60M <95001-55003-60M> <95001-55008-60M>	5.5	1 3 8
95001-55xxx-4x	95001-55001-60M <95001-55003-60M> <95001-55008-60M>	5.5	1 3 8
95001-55xxx-5x	95001-55001-50M <95001-55003-50M> <95001-55008-50M>	5.5	1 3 8
95001-55xxx-6x	95001-55001-60M <95001-55003-60M> <95001-55008-60M>	5.5	1 3 8
95001-75xxx-2x	95001-75001-50M <95001-75003-50M>	7.5	1 3
95001-75xxx-3x	95001-75001-60M <95001-75003-60M> <95001-75008-60M>	7.5	1 3 8
95001-75xxx-4x	95001-75001-60M <95001-75003-60M> <95001-75008-60M>	7.5	1 3 8
95001-75xxx-5x	95001-75001-50M <95001-75003-50M>	7.5	1 3
95001-75xxx-6x	95001-75001-60M <95001-75003-60M> <95001-75008-60M>	7.5	1 3 8
95001-80xxx-2x	95001-80001-50M	8.0	1
95001-80xxx-3x	95001-80001-60M	8.0	1
95001-80xxx-4x	95001-80001-60M	8.0	1
95001-80xxx-5x	95001-80001-50M	8.0	1
95001-80xxx-6x	95001-80001-60M	8.0	1

Vinyl tube				
Standard part No.	Bulk part No.	Bulk part		
		Inner dia- meter (mm)	Outer dia-meter (mm)	Length (m)
95003-01xxx-3x	95003-01001-60M <95003-01003-60M>	2.9	6.8	1 3
95003-01xxx-60	95003-01001-60M <95003-01003-60M>	2.9	6.8	1 3
95003-03xxx-3x	95003-03001-60M <95003-03003-60M>	3.0	6.0	1 3
95003-03xxx-60	95003-03001-60M <95003-03003-60M>	3.0	6.0	1 3
95003-05xxx-3x	95003-05001-60M <95003-05003-60M> <95003-05008-60M>	3.5	6.5	1 3 8
95003-05xxx-60	95003-05001-60M <95003-05003-60M> <95003-05008-60M>	3.5	6.5	1 3 8
95003-07xxx-1x	95003-07001-10M <95003-07003-10M> <95003-07008-10M>	4.0	7.0	1 3 8
95003-07xxx-20	95003-07001-10M <95003-07003-10M> <95003-07008-10M>	4.0	7.0	1 3 8
95003-07xxx-3x	95003-07001-60M <95003-07003-60M> <95003-07008-60M>	4.0	7.0	1 3 8
95003-07xxx-60	95003-07001-60M <95003-07003-60M> <95003-07008-60M>	4.0	7.0	1 3 8
95003-07xxx-7x	95003-07001-70M <95003-07003-70M> <95003-07008-70M>	4.0	7.0	1 3 8
95003-08xxx-1x	95003-08001-10M <95003-08003-10M> <95003-08008-10M>	4.5	6.5	1 3 8
95003-09xxx-3x	95003-09001-60M <95003-09003-60M>	4.5	8.0	1 3
95003-09xxx-60	95003-09001-60M <95003-09003-60M>	4.5	8.0	1 3
95003-10xxx-1x	95003-10001-10M <95003-10003-10M>	5.0	8.0	1 3
95003-10xxx-20	95003-10001-10M <95003-10003-10M>	5.0	8.0	1 3
95003-10xxx-3x	95003-10001-60M <95003-10003-60M>	5.0	8.0	1 3
95003-10xxx-60	95003-10001-60M <95003-10003-60M>	5.0	8.0	1 3
95003-11xxx-3x	95003-11001-60M <95003-11003-60M> <95003-11008-60M>	5.0	9.0	1 3 8
95003-11xxx-60	95003-11001-60M <95003-11003-60M> <95003-11008-60M>	5.0	9.0	1 3 8
95003-12xxx-1x	95003-12001-10M <95003-12003-10M> <95003-12008-10M>	5.0	7.0	1 3 8
95003-12xxx-20	95003-12001-10M <95003-12003-10M> <95003-12008-10M>	5.0	7.0	1 3 8

Vinyl tube				
Standard part No.	Bulk part No.	Bulk part		
		Inner dia- meter (mm)	Outer dia-meter (mm)	Length (m)
95003-14xxx-1x	95003-14001-10M <95003-14003-10M>	6.0	9.0	1 3
95003-14xxx-20	95003-14001-10M <95003-14003-10M>	6.0	9.0	1 3
95003-14xxx-3x	95003-14001-60M <95003-14003-60M>	6.0	9.0	1 3
95003-17xxx-1x	95003-17001-10M <95003-17003-10M>	7.0	9.0	1 3
95003-19xxx-1x	95003-19001-10M <95003-19003-10M> <95003-19008-10M>	7.0	11.0	1 3 8
95003-19xxx-20	95003-19001-10M <95003-19003-10M> <95003-19008-10M>	7.0	11.0	1 3 8
95003-19xxx-3x	95003-19001-60M <95003-19003-60M> <95003-19008-60M>	7.0	11.0	1 3 8
95003-19xxx-60	95003-19001-60M <95003-19003-60M> <95003-19008-60M>	7.0	11.0	1 3 8
95003-21xxx-1x	95003-21001-10M <95003-21003-10M>	8.0	9.0	1 3
95003-21xxx-20	95003-21001-10M <95003-21003-10M>	8.0	9.0	1 3
95003-23xxx-1x	95003-23001-10M <95003-23003-10M>	8.0	12.0	1 3
95003-23xxx-20	95003-23001-10M <95003-23003-10M>	8.0	12.0	1 3
95003-23xxx-3x	95003-23001-60M <95003-23003-60M> <95003-23008-60M>	8.0	12.0	1 3 8
95003-23xxx-60	95003-23001-60M <95003-23003-60M> <95003-23008-60M>	8.0	12.0	1 3 8
95003-25xxx-1x	95003-25001-10M <95003-25003-10M>	9.0	11.0	1 3
95003-25xxx-20	95003-25001-10M <95003-25003-10M>	9.0	11.0	1 3
95003-25xxx-3x	95003-25001-60M <95003-25003-60M>	9.0	11.0	1 3
95003-25xxx-7x	95003-25001-70M <95003-25003-70M>	9.0	11.0	1 3
95003-27xxx-1x	95003-27001-10M <95003-27003-10M>	9.0	13.0	1 3
95003-27xxx-20	95003-27001-10M <95003-27003-10M>	9.0	13.0	1 3
95003-27xxx-3x	95003-27001-60M <95003-27003-60M>	9.0	13.0	1 3
95003-27xxx-60	95003-27001-60M <95003-27003-60M>	9.0	13.0	1 3
95003-33xxx-1x	95003-33001-10M <95003-33003-10M>	10.0	14.0	1 3
95003-33xxx-20	95003-33001-10M <95003-33003-10M>	10.0	14.0	1 3

Vinyl tube				
Standard part No.	Bulk part No.	Bulk part		
		Inner dia- meter (mm)	Outer dia-meter (mm)	Length (m)
95003-36xxx-1x	95003-36001-10M <95003-36003-10M> <95003-36008-10M>	11.0	13.0	1 3 8
95003-36xxx-20	95003-36001-10M <95003-36003-10M> <95003-36008-10M>	11.0	13.0	1 3 8
95003-37xxx-3x	95003-37001-60M <95003-37003-60M>	11.0	15.0	1 3
95003-37xxx-60	95003-37001-60M <95003-37003-60M>	11.0	15.0	1 3
95003-38xxx-1x	95003-38001-10M <95003-38003-10M>	12.0	13.0	1 3
95003-38xxx-20	95003-38001-10M <95003-38003-10M>	12.0	13.0	1 3
95003-39xxx-1x	95003-39001-10M <95003-39003-10M>	12.0	14.0	1 3
95003-39xxx-20	95003-39001-10M <95003-39003-10M>	12.0	14.0	1 3
95003-40xxx-20	95003-40001-10M <95003-40003-10M>	12.0	16.0	1 3
95003-40xxx-3x	95003-40001-60M <95003-40003-60M>	12.0	16.0	1 3
95003-40xxx-60	95003-40001-60M <95003-40003-60M>	12.0	16.0	1 3
95003-43xxx-1x	95003-43001-10M <95003-43003-10M> <95003-43008-10M>	13.0	15.0	1 3 8
95003-43xxx-20	95003-43001-10M <95003-43003-10M> <95003-43008-10M>	13.0	15.0	1 3 8
95003-45xxx-1x	95003-45001-10M <95003-45003-10M> <95003-45008-10M>	14.0	18.0	1 3 8
95003-45xxx-20	95003-45001-10M <95003-45003-10M> <95003-45008-10M>	14.0	18.0	1 3 8
95003-50xxx-1x	95003-50001-10M <95003-50003-10M>	16.0	19.0	1 3
95003-50xxx-20	95003-50001-10M <95003-50003-10M>	16.0	19.0	1 3
95003-50xxx-3x	95003-50001-60M <95003-50003-60M>	16.0	19.0	1 3
95003-55xxx-1x	95003-55001-10M <95003-55003-10M>	17.5	20.5	1 3
95003-55xxx-20	95003-55001-10M <95003-55003-10M>	17.5	20.5	1 3
95003-60xxx-1x	95003-60001-10M <95003-60003-10M>	22.0	27.0	1 3
95003-60xxx-20	95003-60001-10M <95003-60003-10M>	22.0	27.0	1 3
95003-60xxx-3x	95003-60001-60M <95003-60003-60M>	22.0	27.0	1 3
95003-60xxx-60	95003-60001-60M <95003-60003-60M>	22.0	27.0	1 3

General purpose hoses			
Standard part No.	Bulk part No.	Bulk part	
		Inner diameter (mm)	Length (m)
95005-11xxx-3x	95005-11001-30M	11.0	1
95005-11xxx-5x	95005-11001-50M	11.0	1
95005-12xxx-1x	95005-12001-10M <95005-12003-10M>	12.0	1 3
95005-12xxx-2x	95005-12001-20M	12.0	1
95005-12xxx-3x	95005-12001-30M	12.0	1
95005-12xxx-5x	95005-12001-50M	12.0	1
95005-14xxx-1x	95005-14001-10M	14.0	1
95005-14xxx-2x	95005-14001-20M <95005-14003-20M>	14.0	1 3
95005-14xxx-3x	95005-14001-30M	14.0	1
95005-14xxx-5x	95005-14001-50M	14.0	1
95005-17xxx-1x	95005-17001-10M	17.0	1
95005-17xxx-2x	95005-17001-20M	17.0	1
95005-17xxx-3x	95005-17001-30M	17.0	1
95005-17xxx-5x	95005-17001-50M	17.0	1
95005-30xxx-3x	95005-30001-30M	3.0	1
95005-30xxx-5x	95005-30001-50M	3.0	1
95005-35xxx-1x	95005-35001-10M <95005-35003-10M> <95005-35008-10M>	3.5	1 3 8
95005-35xxx-2x	95005-35001-20M	3.5	1
95005-35xxx-3x	95005-35001-30M	3.5	1
95005-35xxx-4x	95005-35001-10M <95005-35003-10M> <95005-35008-10M>	3.5	1 3 8
95005-35xxx-5x	95005-35001-50M	3.5	1
95005-45xxx-1x	95005-45001-10M <95005-45003-10M> <95005-45008-10M>	4.5	1 3 8
95005-45xxx-2x	95005-45001-20M	4.5	1
95005-45xxx-3x	95005-45001-30M	4.5	1

General purpose hoses			
Standard part No.	Bulk part No.	Bulk part	
		Inner diameter (mm)	Length (m)
95005-45xxx-4x	95005-45001-10M <95005-45003-10M> <95005-45008-10M>	4.5	1 3 8
95005-45xxx-5x	95005-45001-50M	4.5	1
95005-50xxx-3x	95005-50001-30M <95005-50003-30M>	5.0	1 3
95005-50xxx-5x	95005-50001-50M	5.0	1
95005-55xxx-1x	95005-55001-10M <95005-55003-10M> <95005-55008-10M>	5.3	1 3 8
95005-55xxx-2x	95005-55001-20M <95005-55003-20M>	5.3	1 3
95005-55xxx-4x	95005-55001-10M <95005-55003-10M> <95005-55008-10M>	5.3	1 3 8
95005-65xxx-1x	95005-65001-10M <95005-65003-10M>	6.5	1 3
95005-65xxx-2x	95005-65001-20M	6.5	1
95005-70xxx-3x	95005-70001-30M <95005-70003-30M>	7.0	1 3
95005-70xxx-5x	95005-70001-50M	7.0	1
95005-75xxx-1x	95005-75001-10M <95005-75003-10M>	7.3	1 3
95005-75xxx-2x	95005-75001-20M	7.3	1
95005-80xxx-1x	95005-80001-10M <95005-80003-10M>	8.0	1 3
95005-80xxx-2x	95005-80001-20M	8.0	1
95005-80xxx-3x	95005-80001-30M	8.0	1
95005-80xxx-5x	95005-80001-50M	8.0	1
95005-91xxx-3x	95005-91001-30M	12.0	1
95005-91xxx-5x	95005-91001-50M	12.0	1
95005-92xxx-3x	95005-92001-30M	12.0	1
95005-92xxx-5x	95005-92001-50M	12.0	1

NOTE: X is displayed to represent the omitted numerals and letters of the roman alphabet.

⊙ **CAUTION: It is DANGEROUS to confuse the fuel hose with the general purpose hose or vinyl hose.**

Never use a general purpose hose or vinyl hose in place of a fuel hose or vice versa. Always use the correct bulk part in the parts catalogue, according to the service manual or the instructions issued with the bulk part.

• Bulk part number of fuel hose, general purpose hose and vinyl hose.

(Example)

9 5 0 0 1 - 7 5 0 0 1 - 5 0 M

Bulk part number: Refers to the bulk part.

Marking code (hose type): (fuel hose and general purpose hose)

Change code (for added hose): (Vinyl hose)

- Indicates number mark or change sequence, however, the code for the bulk part must be strictly 0 (zero).

Types of code:

- Fuel hose
  - 2: Red outside braid (3 mm inside dia. only)
  - 5: Black inside braid
  - 3: Red (3 mm inside dia. only)
  - 4: Ash gray with red stripe (3 mm inside dia. only)
  - 6: Black
- Vinyl hose
  - 1: Clear
  - 2: Black
  - 3: Light red
  - 6: Light red
  - 7: Pale black
- General hose
  - 1: Ash gray
  - 2: Ash gray
  - 3: Black
  - 5: Black

Lengths: 001: 1 m (standard)  
003: 3 m  
008: 8 m

I.D code: (fuel hose and general purpose hose)

- 30: 3.0 mm
- 35: 3.5 mm
- 45: 4.5 mm
- 50: 5.0 mm
- 55: 5.3 mm, 5.5 mm
- 65: 6.5 mm
- 70: 7.0 mm
- 75: 7.3 mm, 7.5 mm
- 80: 8.0 mm
- 11: 11 mm
- 91: 12 mm (outside dia. 15) mm
- 92: 12 mm (outside dia. 16) mm
- 12: 12 mm (outside dia. 17) mm
- 14: 14 mm
- 17: 17 mm

ID./OD. code: (vinyl hose)

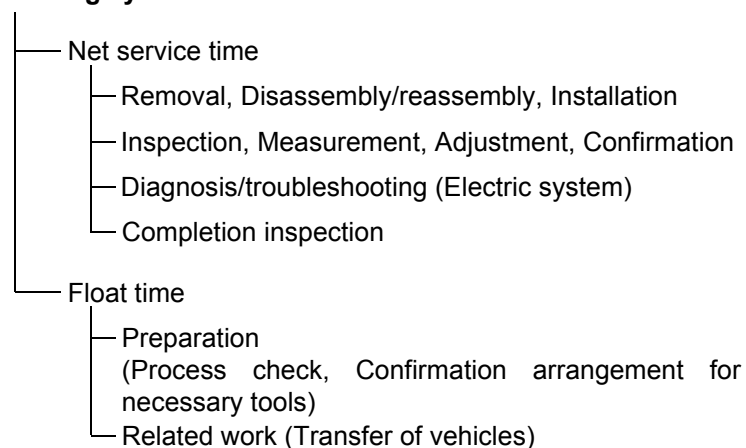
- 01: ID. 2.9, OD. 6.8 mm
- 03: ID. 3.0, OD. 6.0 mm
- 05: ID. 3.5, OD. 6.5 mm
- 07: ID. 4.0, OD. 7.0 mm
- 08: ID. 4.5, OD. 6.5 mm
- 09: ID. 4.5, OD. 8.0 mm
- 12: ID. 5.0, OD. 7.0 mm
- 10: ID. 5.0, OD. 8.0 mm
- 11: ID. 5.0, OD. 9.0 mm
- 14: ID. 6.0, OD. 9.0 mm
- 17: ID. 7.0, OD. 9.0 mm
- 19: ID. 7.0, OD. 11.0 mm
- 21: ID. 8.0, OD. 9.0 mm
- 23: ID. 8.0, OD. 12.0 mm
- 25: ID. 9.0, OD. 11.0 mm
- 27: ID. 9.0, OD. 13.0 mm
- 33: ID. 10.0, OD. 14.0 mm
- 36: ID. 11.0, OD. 13.0 mm
- 37: ID. 11.0, OD. 15.0 mm
- 38: ID. 12.0, OD. 13.0 mm
- 39: ID. 12.0, OD. 14.0 mm
- 40: ID. 12.0, OD. 16.0 mm
- 43: ID. 13.0, OD. 15.0 mm
- 45: ID. 14.0, OD. 18.0 mm
- 50: ID. 16.0, OD. 19.0 mm
- 55: ID. 17.5, OD. 20.5 mm
- 60: ID. 22.0, OD. 27.0 mm

Hose type: 1: Fuel hose  
3: Vinyl hose  
5: General hose

## FLAT RATE SERVICE TIME

Flat rate service time (FRT) means the standard time required to service a MC, which is listed in this manual to help the dealers control the actual working process and calculate the service charge by using it as a guide.

### FRT setting system



\* Float time is set by multiplying the net service time by a given coefficient.

### Editorial style

The service items shown in the text are listed with the exchange work time for the repair sales parts as the subject. Other representative service items not using repair parts (removal/installation, adjustment, inspection/measuring, and other work) are listed collectively in the list in the preface, classified according to the work.

### FRT setting standard

- Decimal system (in unit of 0.1) is adopted to set FRT as it is convenient to calculate the wage.  
Example: (0.1) → 6 minutes, (0.2) → 12 minutes  
[Labor cost per hour] x [FRT] = [Wage]
- FRT is set with a hand tool.
- Service items and FRT can be subject to change depending on development of tools and service equipment and improvement in service procedure.



**Work procedure**

- As the work procedure is set with the work time according to the method in the separate Service Manual, refer to this Manual as required.
- Work methods permitting servicing in the shortest time still permitting assurance of safe work and product warranty are used for the setting of service items not listed in the Service Manual.
- Work basically is to be performed by one person, and when two or more people are required, setting is done as the total time for the number of people.
- The set value for the technological level of the workers uses a person with three years of experience in the repair of Honda vehicles as the standard.
- Special tools and service equipment used to set FRT are those specified or recommended in Service Manual.

**Service item whose FRT is not presented**

- Accessories and service parts that are not listed to use in this manual.
  - Locations with little aging deterioration or breakage during normal use.
  - Service work that can be finished by one touch.
  - Service work that is seldom done (i.e. extremely small causes of trouble and service frequency).
- \* When FRT is not presented, please calculate wages based on appropriate actual work time

**Operation not included of FRT**

- Oil and coolant water draining, Waiting time for warming up operation and etc..
- Additional operation that involves removal/installation of standard exterior equipment.
- Indirect time spent for service by visiting the customer, trade-in, and delivery of a MC.
- Indirect time required for ordering and delivery of parts.
- Cost for grease, adhesive agent, etc. used for service work.

**Explanation of FRT by using an example  
(The example may differ from the actual presented items)**

Ref. No.	L.O.N.	(Relative ref. Number) Description	F.R.T.
②	111118	(1, 3, 4, 7) CAMSHAFT ..... 4.5	②
③	111118A	⑥ • Includes: Valve clearance adjustment Replace rocker arm add ..... 1.0	⑤

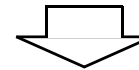
- ① Reference No. of the illustration of part that shows location of the replacement work.
- ② FRT is an abbreviation of Flat Rate Time indicating the standard service time required for the replacement.
- ③ LON is an abbreviation of Labor Operation Number, and it is a classification of the service items by the work unit code.  
  
The same operation code is used regardless of the models.  
  
Standard operation is indicated with 6 digits code, and additional operation is indicated with 7 digits code.
- ④ Indicating the camshaft replacement and FRT4.5.
- ⑤ Indicating FRT1.0 that will be added when additional operation (replace rocker arm) is done in association with camshaft replacement.

- ⑥ Indicating work contents that are included in the service item.
- ⑦ Indicating a reference No. whose operation and time are the same as FRT4.5 for the camshaft.

(The application range is limited to the service items without an LON setting within a same block.)

**How to refer to the service item by using the sample  
(camshaft replacement)**

Open to the page of the block where the camshaft's spare part illustration is shown.



Look for the camshaft illustration, and refer to the service item and FRT that agree with the reference No.

Indication mark for the listing of service items that continues to the following page

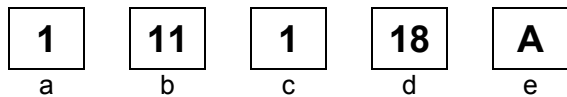
Ref. No.	L.O.N.	(Relative ref. Number) Description	F.R.T.
2	111118	CAMSHAFT .....	4.5
	.	.	.
	.	.	.
+			

Mark indicated at the last line.

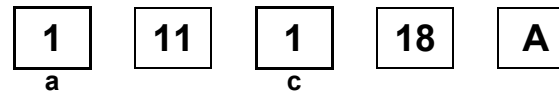
Indication of the block with no setting of FRT

Ref. No.	L.O.N.	(Relative ref. Number) Description	F.R.T.
NO INFORMATION .....			

• LON code system



- a) Category code..... Engine
- b) Location/function code ..... Engine upper
- c) Operation code..... Replace
- d) Operation sequence number (Unit code can be shown with alphabet) ..... camshaft (No regular rule of code)
- e) Additional code ..... replace rocker arm (No regular rule of code)



a) Category codes and classification

Code	Category
1	Engine
2	Transmission
3	Fuel & Exhaust
4	Frame & Body
5	Steering/Suspension
6	Electrical
7	Wheels/Brakes
8	Controls/instrument
9	-
0	-

c) Operation codes and classification

Code	Operation category
1	Replace, Removal/Installation, Change
2	Overhaul
3	Adjust, Balance
4	(Paint-related work: Top-coat)
5	Test, Inspect/diagnose, Measurement, Check
6	(Overhaul-related work: Rebore)
7	(Overhaul-related work: Reseal)
8	(Resurface)
9	(Paint-related work: Refinish)
0	Repair, Cleaning, Air bleeding

Major service items without using spare parts

(1) Removal/Installation, (2) Adjustment,  
(3) Inspection/Measurement, (4) Overhaul, (5) Other work

E: Engine, F: Frame

#### \* OPERATIONS OTHER THAN REPLACING PARTS

##### (1) Removal and installation

Set for the configuration with the parts removed from the vehicle.

	LON	DESCRIPTION	FRT
E	1101E5	<b>TILTING ENGINE ASSEMBLY-REMOVAL/INSTALLATION</b> INCLUDES: All necessary adjustment	1.5
	1111K0	<b>CYLINDER HEAD ASSEMBLY-REMOVAL/INSTALLATION</b> INCLUDES: Engine removal and installation	1.7
	3111D6	<b>CARBURETOR ASSEMBLY-REMOVAL/INSTALLATION</b>	0.4
	1101E6	<b>CRANKCASE SEPARATION</b> INCLUDES: Engine removal and installation	3.2

##### (2) Adjustment

	LON	DESCRIPTION	FRT
E	3113A0	<b>CARBURETOR IDLE-ADJUSTMENT</b>	0.1
	2123A0	<b>CLUTCH-ADJUSTMENT</b> INCLUDES: Clutch lever adjustment	0.1
	6143A1	<b>SPARK PLUG-ADJUSTMENT/CLEANING</b>	0.1
	1113A0	<b>VALVE CLEARANCE-ADJUSTMENT</b> NOTE: For 1 vehicle	0.5
F	6163A0	<b>HEADLIGHT-AIMING</b>	0.1
	2133A0	<b>DRIVE CHAIN-ADJUSTMENT</b>	0.1
	7113A0	<b>FRONT BRAKE-ADJUSTMENT</b> EXCLUDES: Front brake shoe adjustment	0.1
	7113A1	<b>REAR BRAKE-ADJUSTMENT</b> EXCLUDES: Rear brake shoe adjustment	0.1

F	3113A3	<b>THROTTLE OPERATION-ADJUSTMENT</b>	0.1
---	--------	--------------------------------------	-----

##### (3) Inspection, Measurement

	LON	DESCRIPTION	FRT
E	1115A0	<b>COMPRESSION PRESSURE-MEASUREMENT</b>	0.1
	3115A0	<b>CARBURETOR FLOAT LEVEL-MEASUREMENT</b>	0.6
	6145A0	<b>IGNITION TIMING-INSPECTION</b>	0.2
F	6105A0	<b>BATTERY-CHECKING OF ELECTROLYTE LEVEL &amp; CHARGE</b>	0.2

##### (4) Overhaul

Work condition: The required Measurements, inspections, adjustments, and cleaning/washing of each part are performed, including the main body removal/installation work and the replacement of defective parts.

	LON	DESCRIPTION	FRT
E	311200	<b>CARBURETOR-OVERHAUL</b> INCLUDES: All necessary adjustment	0.8

##### (5) Other work

	LON	DESCRIPTION	FRT
E	1130A1	<b>OIL FILTER SCREEN-CLEANING</b>	0.3
F	3120A0	<b>CLEANER ELEMENT-CLEANING</b>	0.2

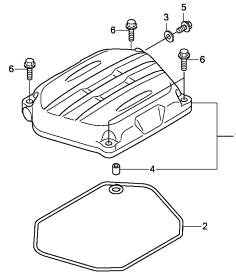
# ENGINE GROUP

**D 6**

**E-1**

CYLINDER HEAD COVER(1)

**E 1**

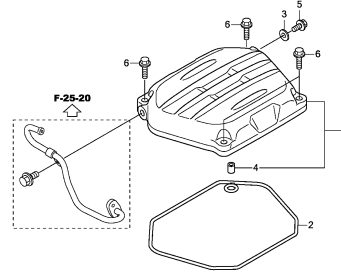


KYY3E0100

**E-1-1**

CYLINDER HEAD COVER(2)

**E 2**

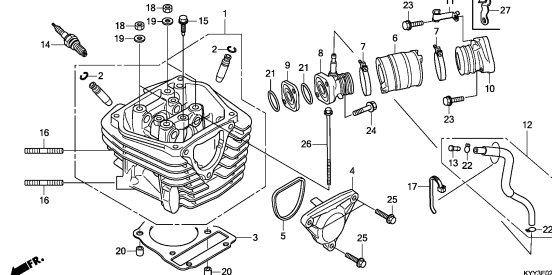


KYY3E0101

**E-2**

CYLINDER HEAD(1)

**E 3**

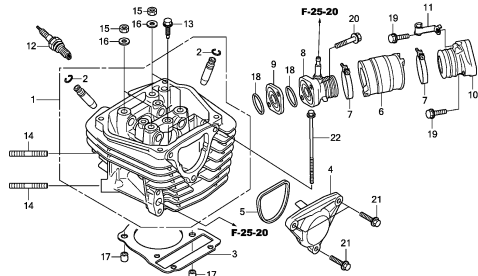


KYY3E0200A

**E-2-1**

CYLINDER HEAD(2)

**E 5**

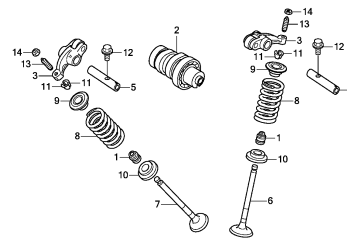


KYY3E0201

**E-3**

CAMSHAFT/VALVE

**E 6**

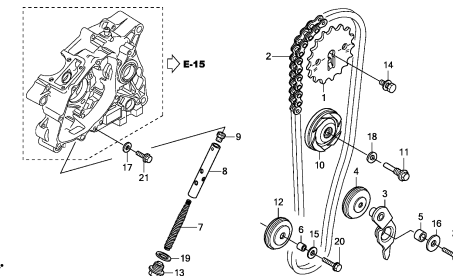


KYY3E0300

**E-4**

CAM CHAIN/TENSIONER

**E 8**

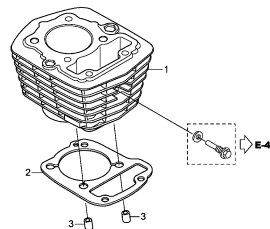


KYY3E0400

**E-5**

CYLINDER

**E 9**

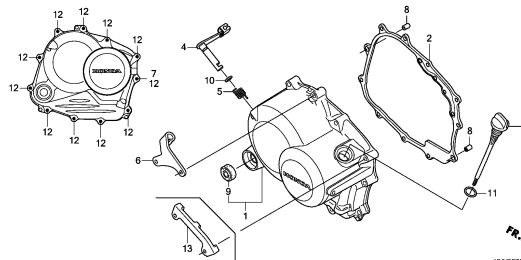


KYY3E0500

**E-6**

RIGHT CRANKCASE COVER

**E10**

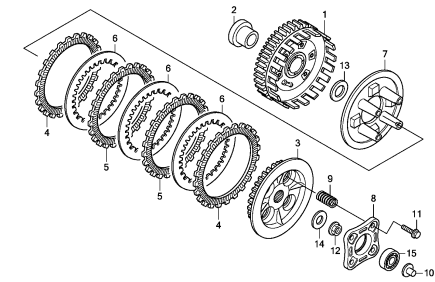


KYY3E0600A

**E-8**

CLUTCH

**E11**



KYY3E0800

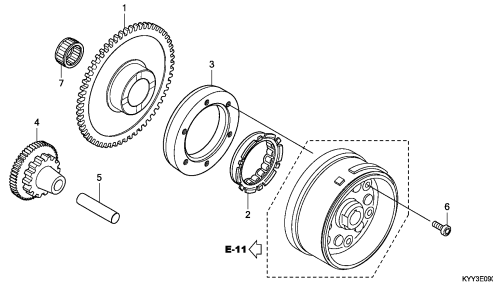
# ENGINE GROUP

**D 7**

**E-9**

STARTING CLUTCH

**E12**

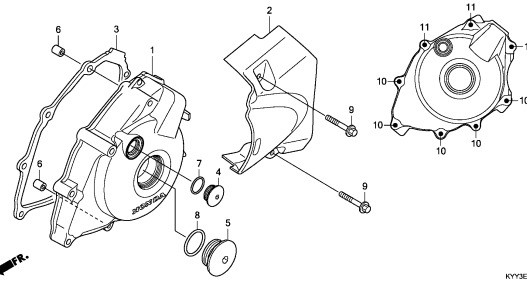


KYY3E000

**E-10**

LEFT CRANKCASE COVER

**E13**

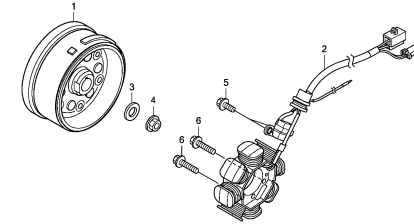


KYY3E100A

**E-11**

GENERATOR

**E14**

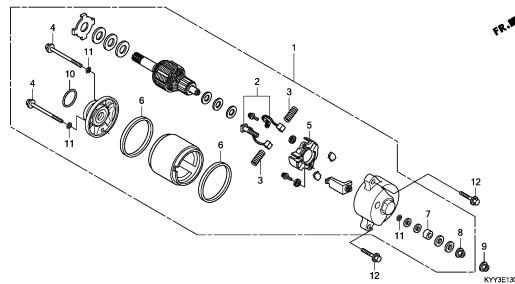


KYY3E100A

**E-13**

STARTER MOTOR(MITSUBA)

**E15**

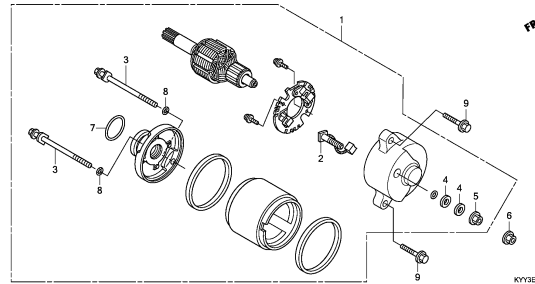


KYY3E1300

**E-13-1**

STARTER MOTOR(YUHUAN AVIATION MACHINERY)

**E16**

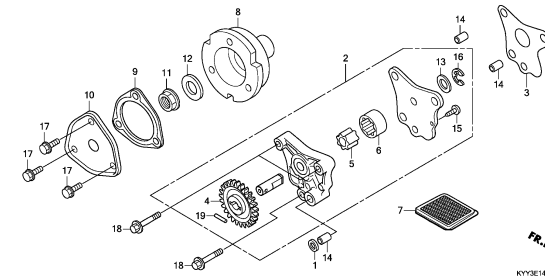


KYY3E1301

**E-14**

OIL PUMP

**F 1**

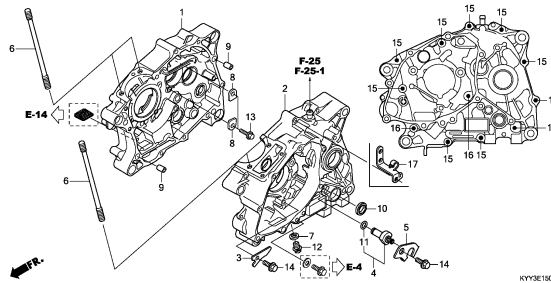


KYY3E1400

**E-15**

CRANKCASE

**F 2**

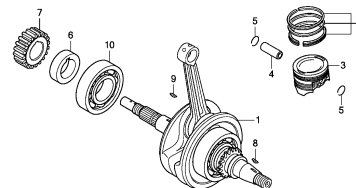


KYY3E1800B

**E-16**

CRANKSHAFT/PISTON

**F 3**

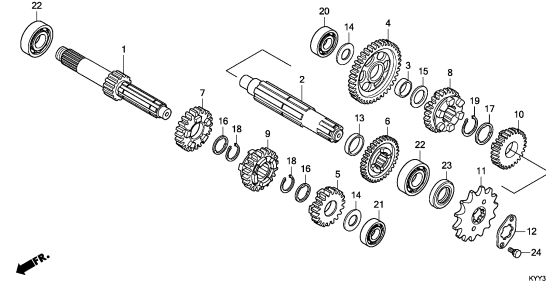


KYY3E1600

**E-17**

TRANSMISSION

**F 4**



KYY3E1700

**2**

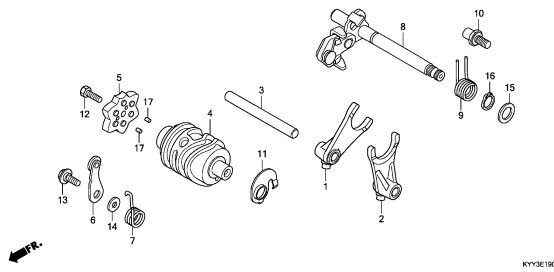
# ENGINE GROUP

D 8

E-19

GEARSHIFT DRUM

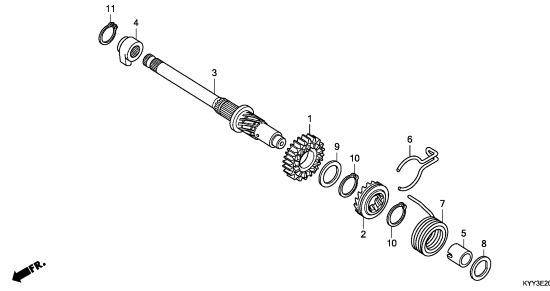
F 6



E-20

KICK STARTER SPINDLE

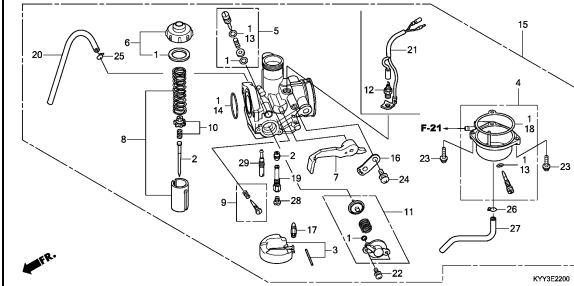
F 7



E-22

CARBURETOR(1)

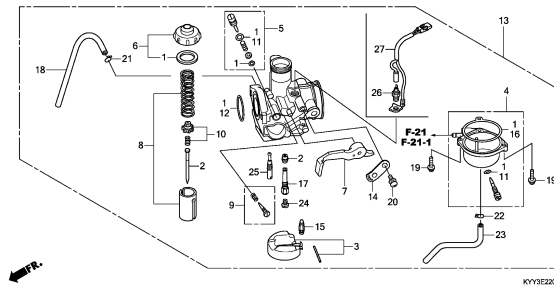
F 8



E-22-1

CARBURETOR(2)

F10



2

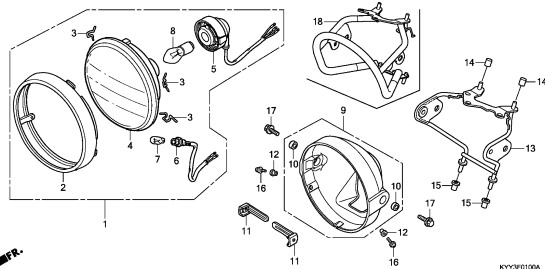
# FRAME GROUP

**D 9**

**F-1**

HEADLIGHT(1)

**G 1**

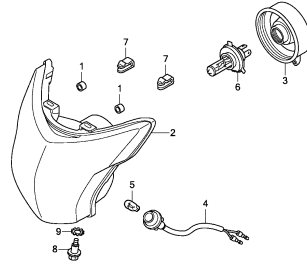


KYY3F0100A

**F-1-1**

HEADLIGHT(2)

**G 3**

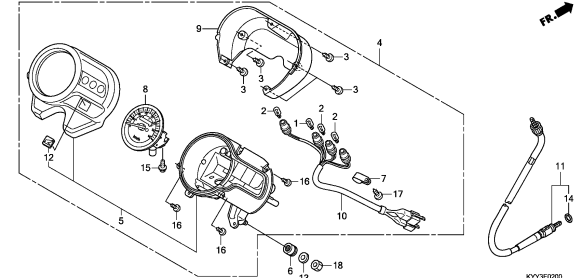


KYY3F0101

**F-2**

METER(1)

**G 4**

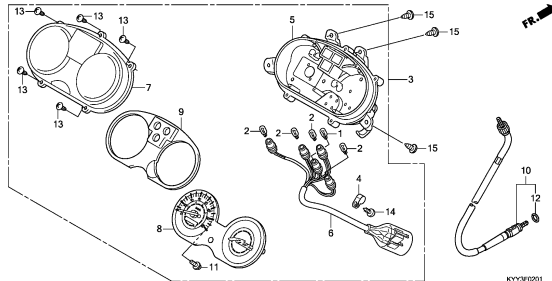


KYY3F0200

**F-2-1**

METER(2)

**G 6**

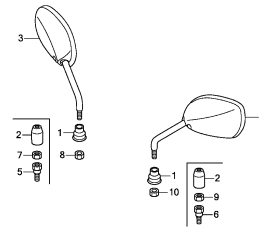


KYY3F0201

**F-3**

MIRROR

**G 8**

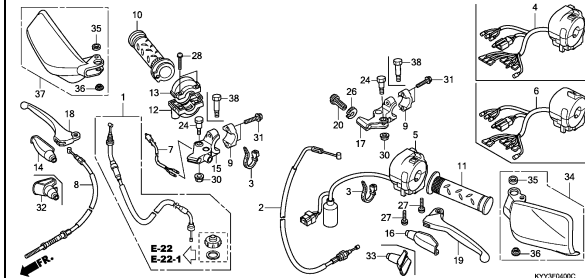


KYY3F0300

**F-4**

HANDLE LEVER/SWITCH/CABLE(1)

**G 9**

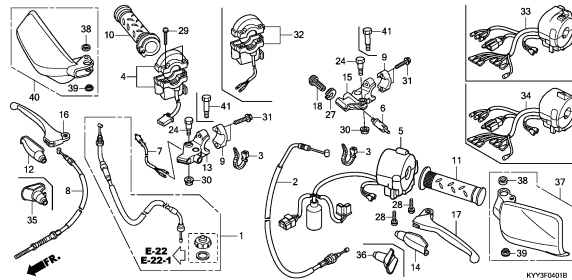


KYY3F0400C

**F-4-1**

HANDLE LEVER/SWITCH/CABLE(2)

**G12**

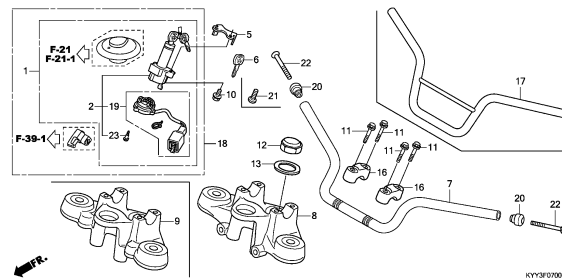


KYY3F0401B

**F-7**

HANDLE PIPE/TOP BRIDGE

**G14**

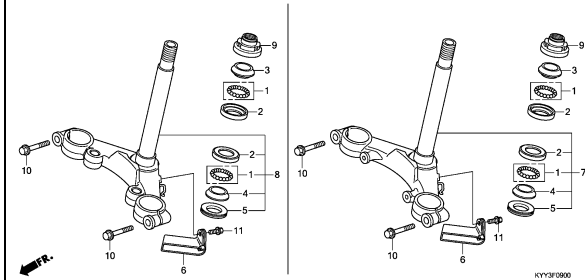


KYY3F0700C

**F-9**

STEERING STEM(1)

**G16**



KYY3F0900

**3**



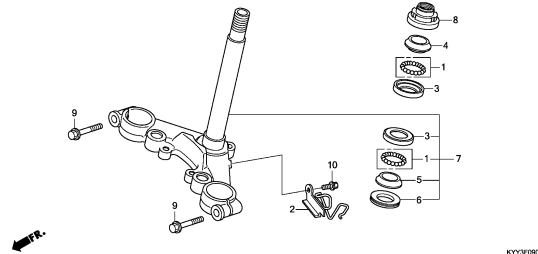
# FRAME GROUP

D10

F-9-1

STEERING STEM(2)

H 2

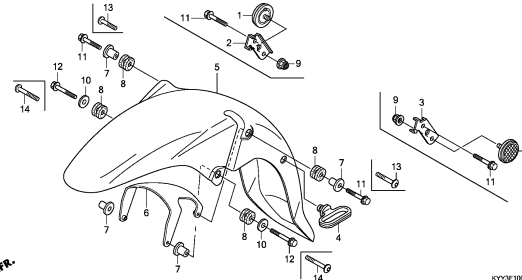


KYY3F0801

F-10

FRONT FENDER(1)

H 3

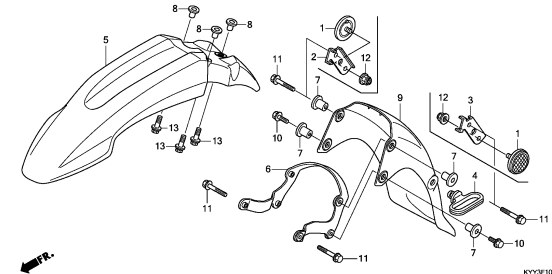


KYY3F1000C

F-10-1

FRONT FENDER(2)

H 5

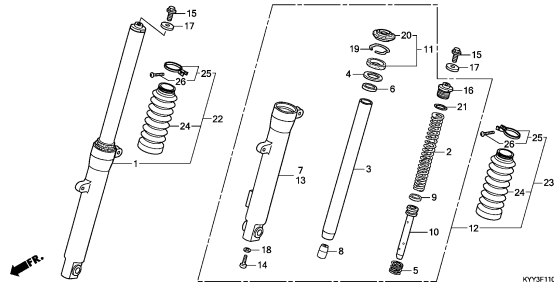


KYY3F1001

F-11

FRONT FORK

H 6

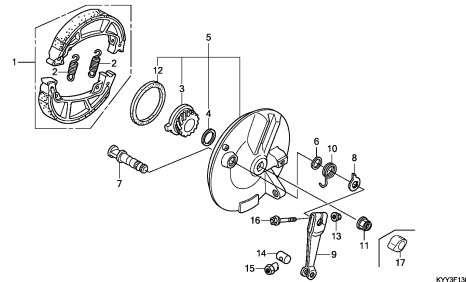


KYY3F1100A

F-13

FRONT BRAKE PANEL

H 9

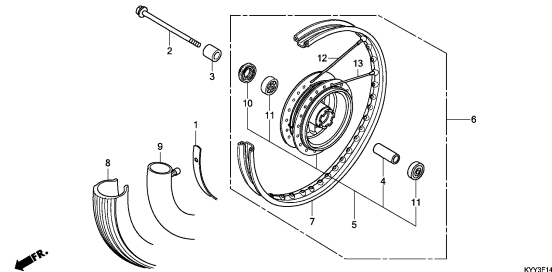


KYY3F1300A

F-14-10

FRONT WHEEL(SPOKE)

H10

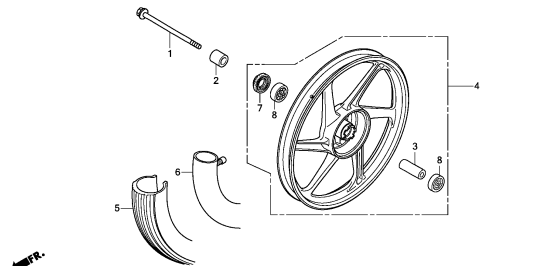


KYY3F1410

F-14-30

FRONT WHEEL(CAST)

H12

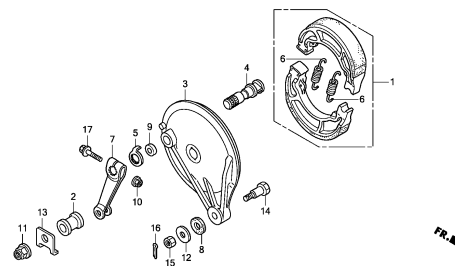


KYY3F1430

F-18

REAR BRAKE PANEL

H14

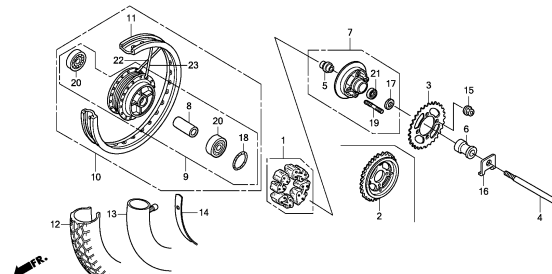


KYY3F1800

F-19-10

REAR WHEEL(SPOKE)

H15



KYY3F1910

3

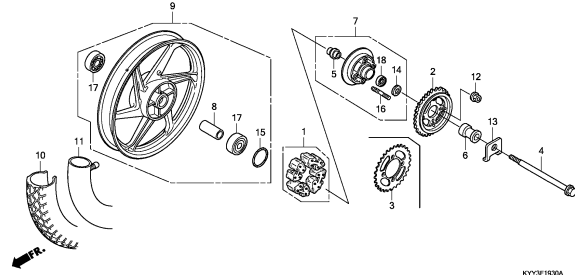
# FRAME GROUP

**D11**

**F-19-30**

REAR WHEEL(CAST)

**I 1**

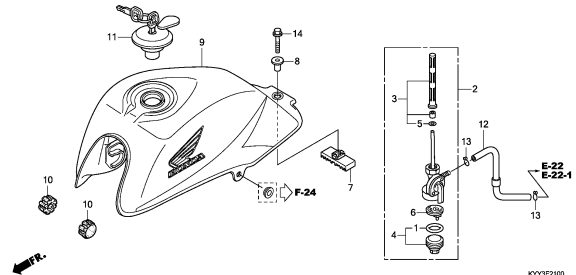


KYY3F1930A

**F-21**

FUEL TANK(1)

**I 3**

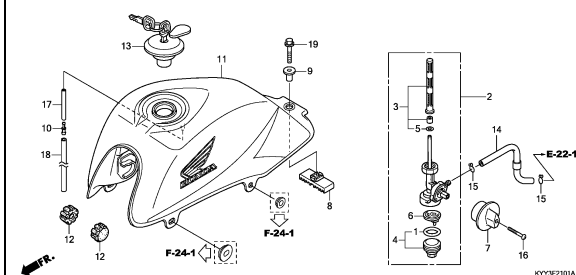


KYY3F2100

**F-21-1**

FUEL TANK(2)

**I 5**

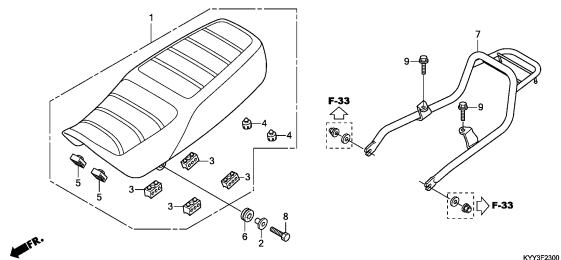


KYY3F2101A

**F-23**

SEAT/REAR COWL(1)

**I 6**

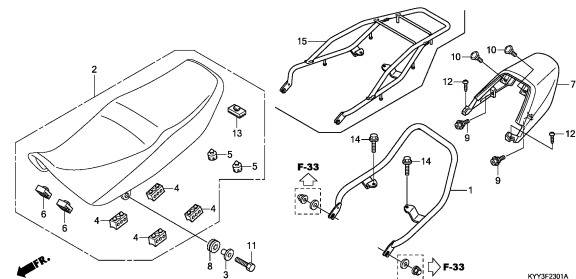


KYY3F2300

**F-23-1**

SEAT/REAR COWL(2)

**I 7**

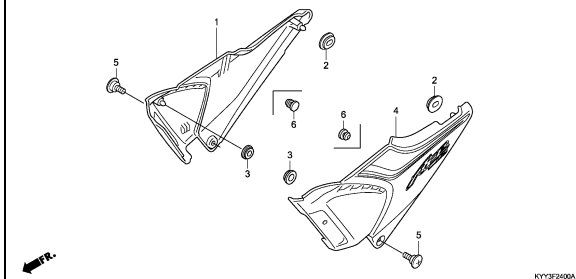


KYY3F2301A

**F-24**

SIDE COVER(1)

**I 9**

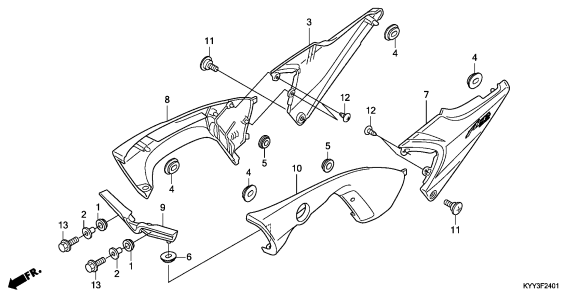


KYY3F2400A

**F-24-1**

SIDE COVER(2)

**I 11**

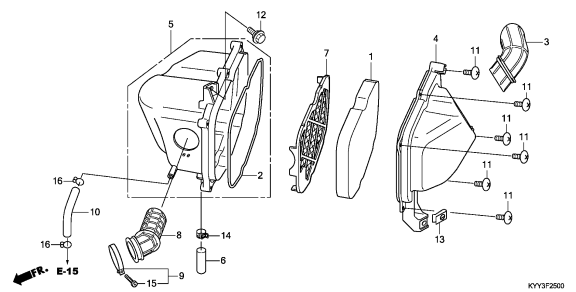


KYY3F2401

**F-25**

AIR CLEANER(1)

**I 12**

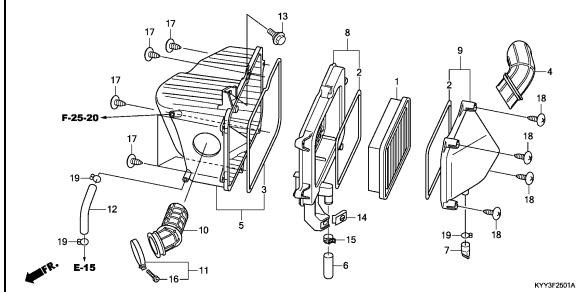


KYY3F2500

**F-25-1**

AIR CLEANER(2)

**I 13**



KYY3F2501A

**3**

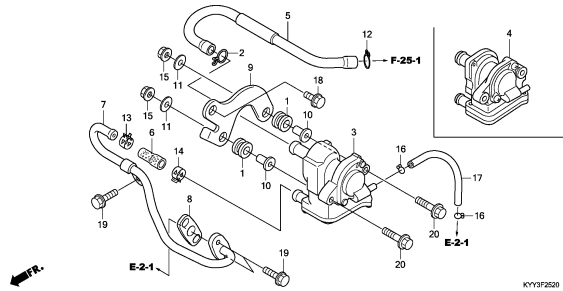
# FRAME GROUP

**D12**

**F-25-20**

**AIR SUCTION VALVE**

**I14**

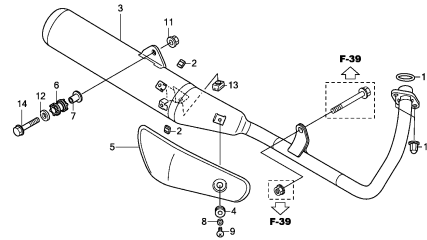


KYY3F2520

**F-27**

**EXHAUST MUFFLER(1)**

**I15**

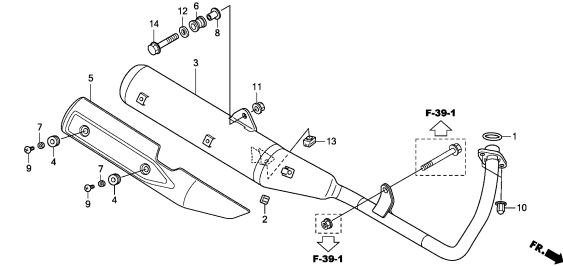


KYY3F2700

**F-27-1**

**EXHAUST MUFFLER(2)**

**I16**

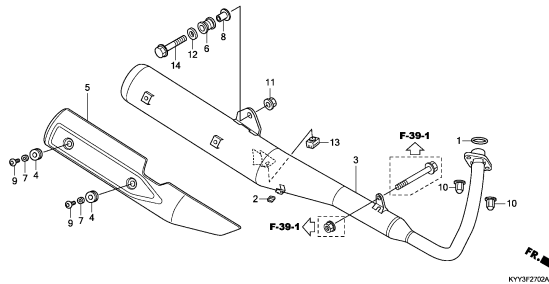


KYY3F2701

**F-27-2**

**EXHAUST MUFFLER(3)**

**J 2**

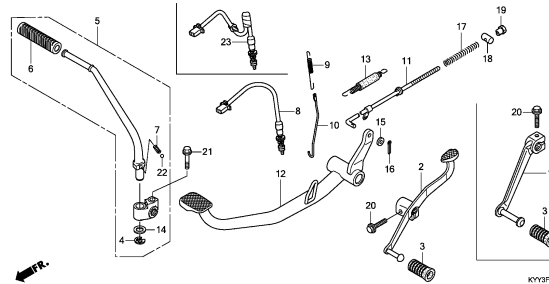


KYY3F2702A

**F-29**

**PEDAL/KICK STARTER**

**J 3**

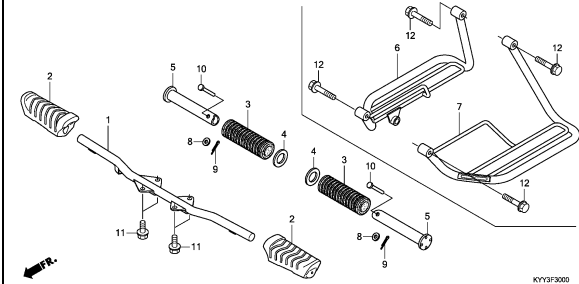


KYY3F2900A

**F-30**

**STEP**

**J 4**

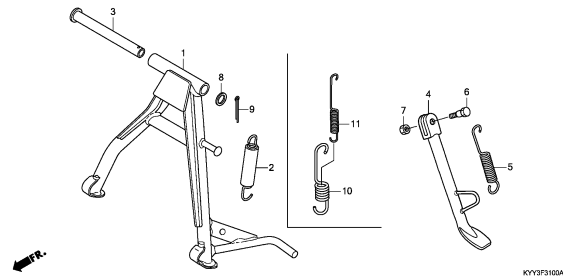


KYY3F3000

**F-31**

**STAND**

**J 5**

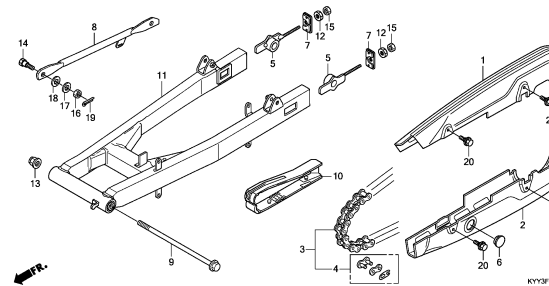


KYY3F3100A

**F-32**

**SWINGARM(1)**

**J 6**

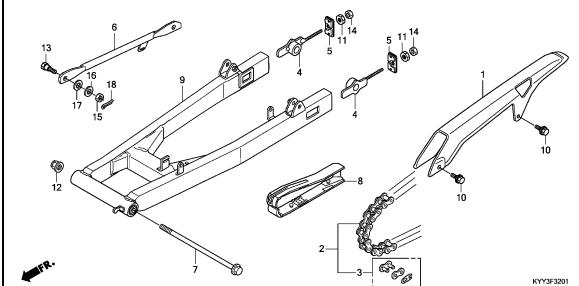


KYY3F3200

**F-32-1**

**SWINGARM(2)**

**J 8**



KYY3F3201

**3**

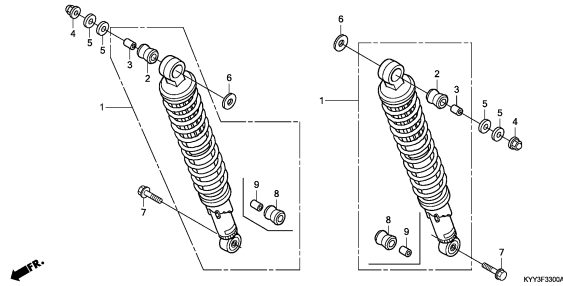
# FRAME GROUP

**D13**

**F-33**

REAR CUSHION

**J10**

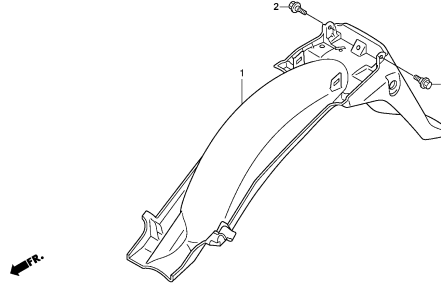


KYY3F3300A

**F-34**

REAR FENDER(1)

**J11**

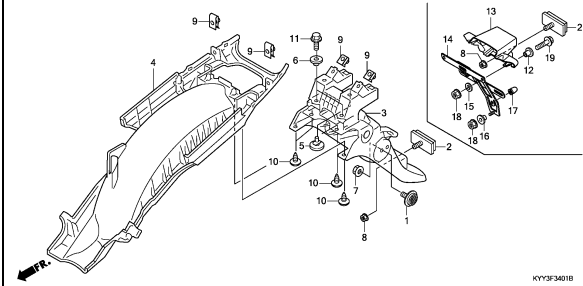


KYY3F3400A

**F-34-1**

REAR FENDER(2)

**J12**

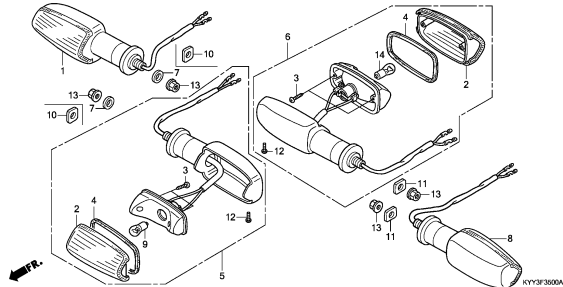


KYY3F3401B

**F-35**

WINKER

**J14**

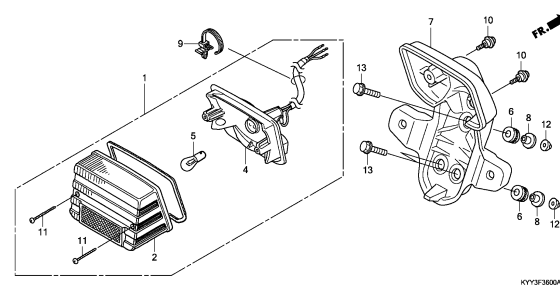


KYY3F3500A

**F-36**

TAILLIGHT(1)

**J16**

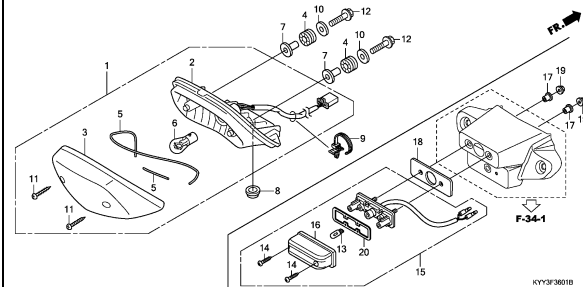


KYY3F3600A

**F-36-1**

TAILLIGHT(2)

**K 1**

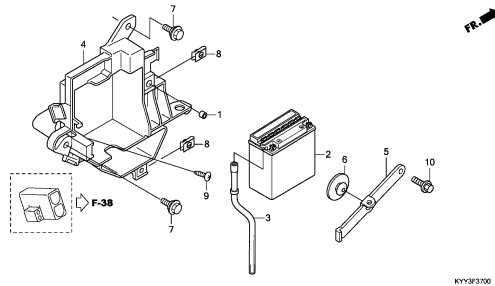


KYY3F3601B

**F-37**

BATTERY(1)

**K 3**

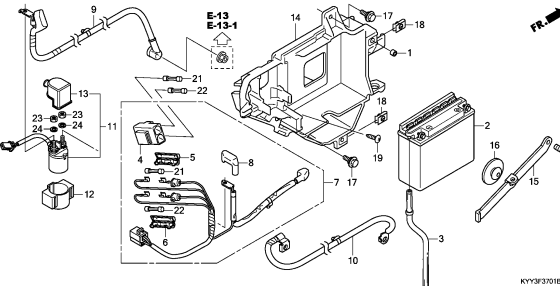


KYY3F3700

**F-37-1**

BATTERY(2)

**K 4**

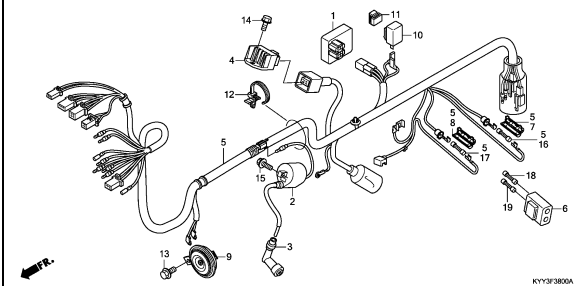


KYY3F3701B

**F-38**

WIRE HARNESS(1)

**K 6**



KYY3F3800A

**3**

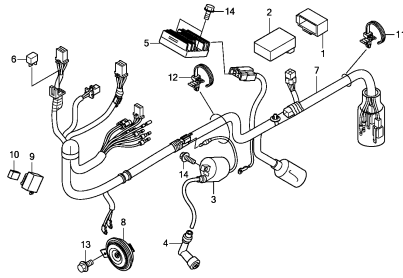
# FRAME GROUP

**D14**

**F-38-1**

WIRE HARNESS(2)

**K 8**

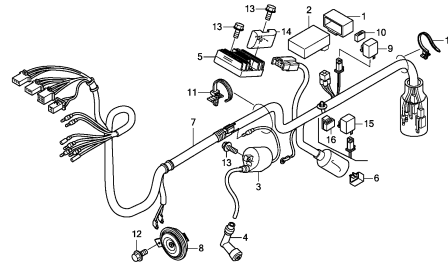


KYY3F3801

**F-38-2**

WIRE HARNESS(3)

**K 9**

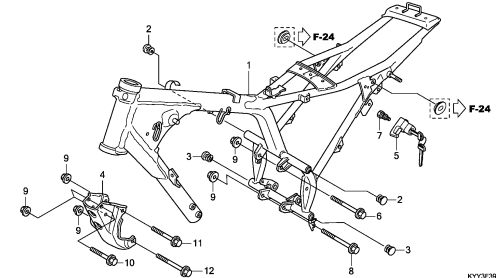


KYY3F3802A

**F-39**

FRAME BODY(1)

**K10**

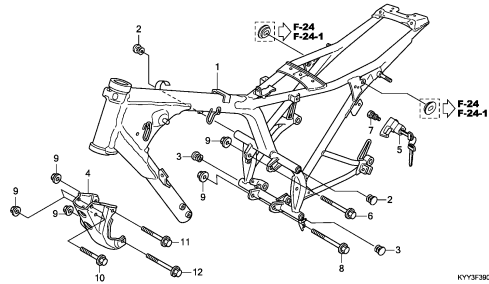


KYY3F3900A

**F-39-1**

FRAME BODY(2)

**K11**

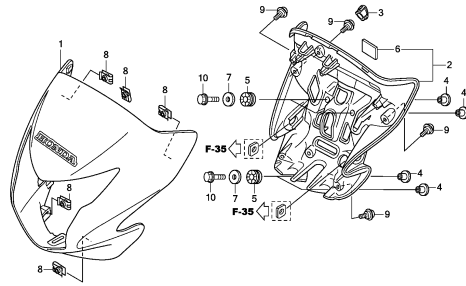


KYY3F3901A

**F-43**

FRONT VISOR

**K13**

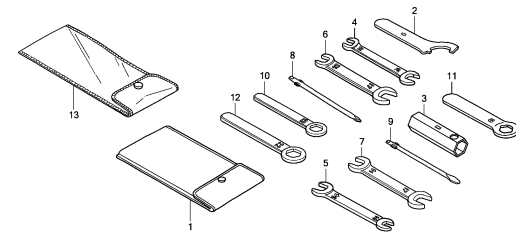


KYY3F4300

**F-48**

TOOLS

**K15**

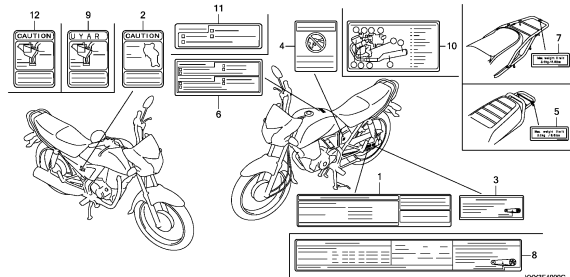


KYY3F4800

**F-49**

CAUTION LABEL

**K16**

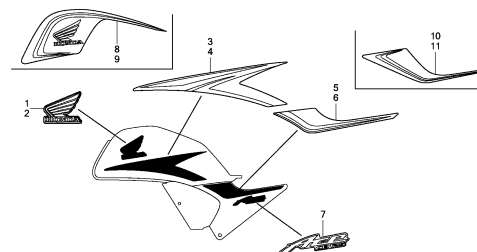


KYY3F4900C

**F-50**

MARK/STRIPE(1)

**L 2**

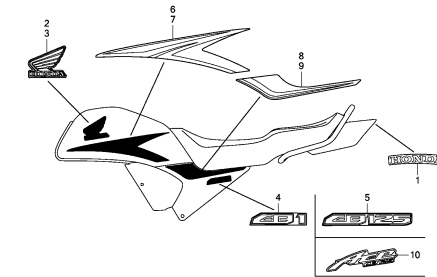


KYY3F5000A

**F-50-1**

MARK/STRIPE(2)

**L 4**



KYY3F5001A

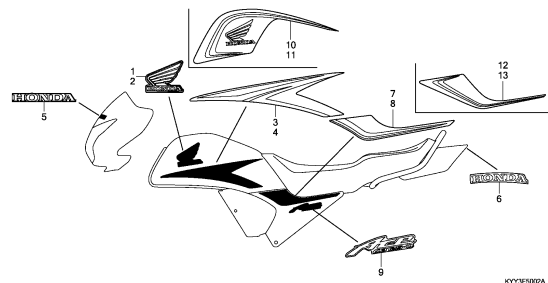
# FRAME GROUP

**D15**

**F-50-2**

MARK/STRIPE(3)

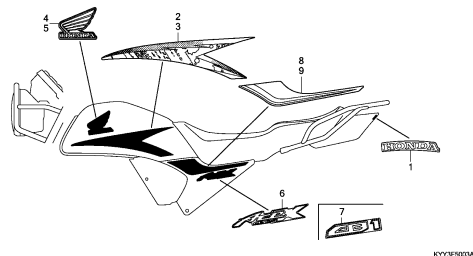
**L 6**



**F-50-3**

MARK/STRIPE(4)

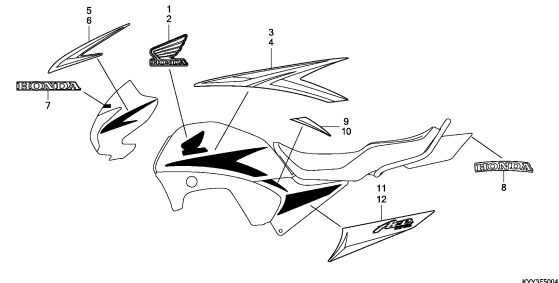
**L 8**



**F-50-4**

MARK/STRIPE(5)

**L10**

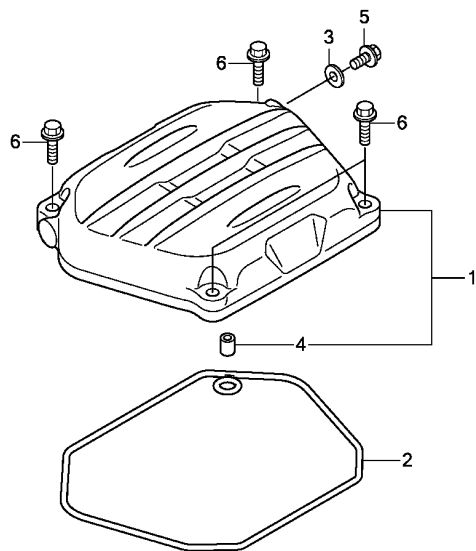


**3**

E-1

CYLINDER HEAD COVER(1)

E 1



KYY3E0100

Ref. No.	L.O.N.	(Relative ref. Number) Description	F.R.T.
1	1111C4	COVER, CYLINDER HEAD .....	0.2
2	1111D2	GASKET, CYLINDER HEAD COVER ..	0.2

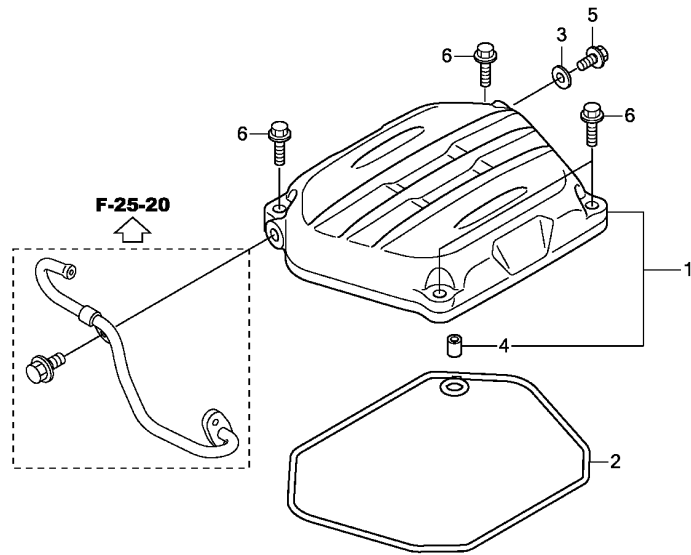
Ref. No.	Part No.	Description	Reqd. QTY			Serial No.	Parts catalogue code
			CGX125SH	C	D		
1	12310-KYY-970	COVER COMP., CYLINDER HEAD ..	1	1	1	-----	2AG,2CL,2DK,2KE,2PE,3AG,3CO,3DK,4AG,4CO,5AG,AG,CL,DK,KE,MX,PE,SA
2	12391-KYY-900	GASKET, HEAD COVER .....	1	1	1	-----	2AG,2CL,2DK,2KE,2PE,3AG,3CO,3DK,4AG,4CO,5AG,AG,CL,DK,KE,MX,PE,SA
3	90463-KRM-840	WASHER, SEALING, 6.2X12X1.2 ..	1	1	1	-----	2AG,2CL,2DK,2KE,2PE,3AG,3CO,3DK,4AG,4CO,5AG,AG,CL,DK,KE,MX,PE,SA
4	94301-08100	DOWEL PIN, 8X10 .....	1	1	1	-----	2AG,2CL,2DK,2KE,2PE,3AG,3CO,3DK,4AG,4CO,5AG,AG,CL,DK,KE,MX,PE,SA
5	96001-06014-00	BOLT, FLANGE, 6X14 .....	1	1	1	-----	2AG,2CL,2DK,2KE,2PE,3AG,3CO,3DK,4AG,4CO,5AG,AG,CL,DK,KE,MX,PE,SA
6	96001-06025-00	BOLT, FLANGE, 6X25 .....	4	4	4	-----	2AG,2CL,2DK,2KE,2PE,3AG,3CO,3DK,4AG,4CO,5AG,AG,CL,DK,KE,MX,PE,SA

2

E-1-1

CYLINDER HEAD COVER(2)

E 2

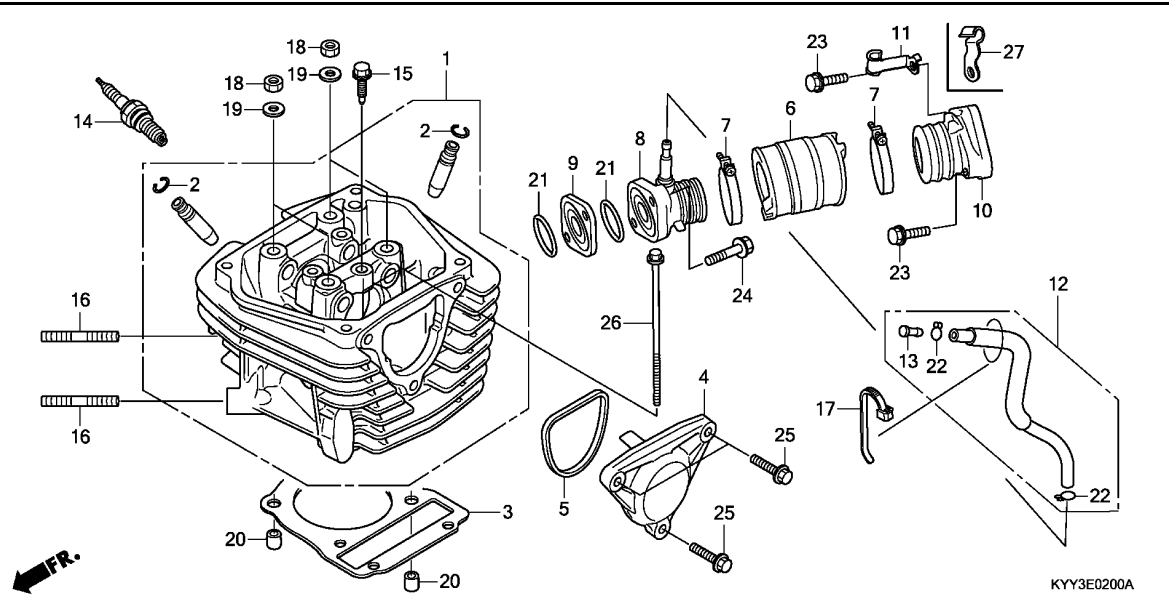


Ref. No.	L.O.N.	(Relative ref. Number) Description	F.R.T.
1	1111C4	COVER, CYLINDER HEAD .....	0.2
	1111AS	COVER, CYLINDER HEAD(A) .....	0.3
		.NOTE: 2TU/TU type	
2	1111D2	GASKET, CYLINDER HEAD COVER ..	0.2
	1111BV	GASKET, CYLINDER HEAD COVER(A) ..	0.3
		.NOTE: 2TU/TU type	

Ref. No.	Part No.	Description	Reqd. QTY			Serial No.	Parts catalogue code
			CGX125SH	C	D		
1	12310-KYY-900	COVER COMP., CYLINDER HEAD ..	-	1	-	-----	2TU,TU
2	12391-KYY-900	GASKET, HEAD COVER .....	-	1	-	-----	2TU,TU
3	90463-KRM-840	WASHER, SEALING, 6.2X12X1.2 ..	-	1	-	-----	2TU,TU
4	94301-08100	DOWEL PIN, 8X10 .....	-	1	-	-----	2TU,TU
5	96001-06014-00	BOLT, FLANGE, 6X14 .....	-	1	-	-----	2TU,TU
6	96001-06025-00	BOLT, FLANGE, 6X25 .....	-	4	-	-----	2TU,TU

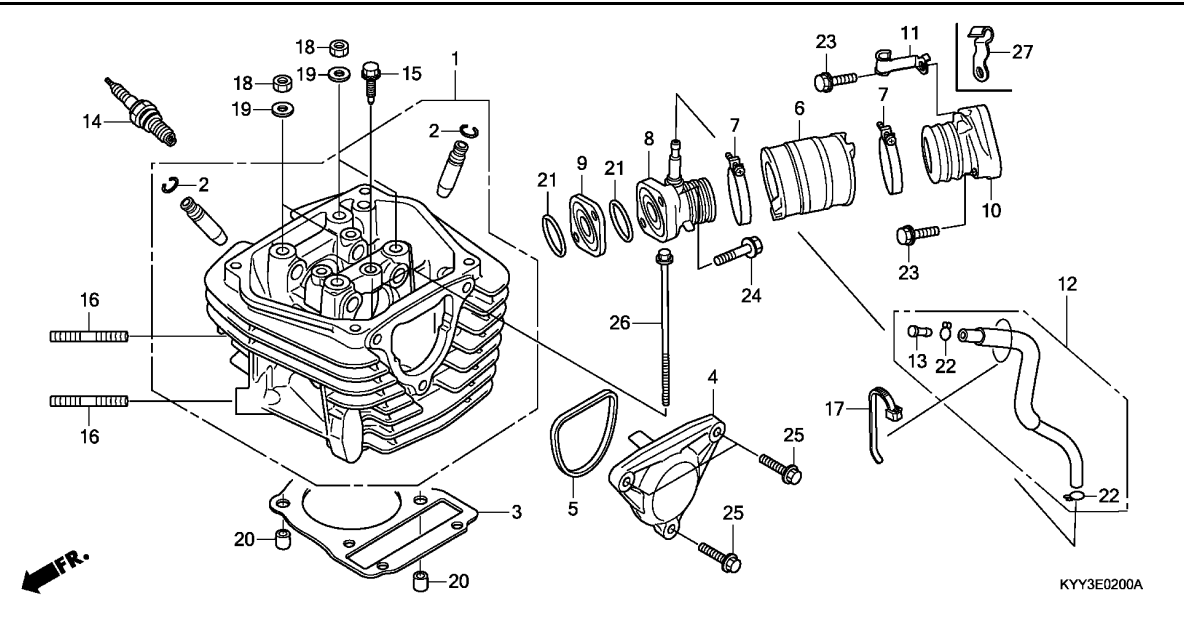
2





Ref. No.	L.O.N.	(Relative ref. Number) Description	F.R.T.
1	111106	HEAD, CYLINDER ..... .INCLUDES: Engine removal and installation .INCLUDES: Valve adjust and reface	2.6
3	111115	GASKET, CYLINDER HEAD ..... .INCLUDES: Engine removal and installation	1.7
4	1111D0	COVER, CYLINDER HEAD SIDE :LEFT ..... (8,9,21)	0.1
6	311131	INSULATOR, THROTTLE BODY/ CARBURETOR .....	0.4
10	111107	MANIFOLD, INTAKE .....	0.5
14	614130	PLUG, SPARK .....	0.1

Ref. No.	Part No.	Description	Reqd. QTY			Serial No.	Parts catalogue code
			CGX125SH	C	D		
1	12200-KYY-970	HEAD COMP., CYLINDER .....	1	1	1	-----	2AG,2CL,2DK,2KE,2PE,3AG,3CO,3DK,4AG,4CO,5AG,AG,CL,DK,KE,MX,PE,SA
2	12206-KPL-900	CLIP, VALVE GUIDE .....	2	2	2	-----	2AG,2CL,2DK,2KE,2PE,3AG,3CO,3DK,4AG,4CO,5AG,AG,CL,DK,KE,MX,PE,SA
3	12251-KYY-901	GASKET, CYLINDER HEAD .....	1	1	1	-----	2AG,2CL,2DK,2KE,2PE,3AG,3CO,3DK,4AG,4CO,5AG,AG,CL,DK,KE,MX,PE,SA
4	12341-KYY-900	COVER, CYLINDER HEAD L. SIDE .....	1	1	1	-----	2AG,2CL,2DK,2KE,2PE,3AG,3CO,3DK,4AG,4CO,5AG,AG,CL,DK,KE,MX,PE,SA
5	12395-KYY-900	GASKET, L. CYLINDER HEAD SIDE COVER .....	1	1	1	-----	2AG,2CL,2DK,2KE,2PE,3AG,3CO,3DK,4AG,4CO,5AG,AG,CL,DK,KE,MX,PE,SA
6	16211-KYY-901	INSULATOR, CARBURETOR .....	1	1	1	-----	2AG,2CL,2DK,2KE,2PE,3AG,3CO,3DK,4AG,4CO,5AG,AG,CL,DK,KE,MX,PE,SA
7	16217-KYY-900	BAND, INSULATOR .....	2	2	2	-----	2AG,2CL,2DK,2KE,2PE,3AG,3CO,3DK,4AG,4CO,5AG,AG,CL,DK,KE,MX,PE,SA
8	17110-KYY-904	PIPE COMP A, INLET .....	1	1	1	-----	2AG,2CL,2DK,2KE,2PE,3AG,3CO,3DK,4AG,4CO,5AG,AG,CL,DK,KE,MX,PE,SA
9	17113-KYY-901	INSULATOR, INLET PIPE A .....	1	1	1	-----	2AG,2CL,2DK,2KE,2PE,3AG,3CO,3DK,4AG,4CO,5AG,AG,CL,DK,KE,MX,PE,SA
10	17115-KYY-901	PIPE B, INLET .....	1	1	1	-----	2AG,2CL,2DK,2KE,2PE,3AG,3CO,3DK,4AG,4CO,5AG,AG,CL,DK,KE,MX,PE,SA
11	17116-KYY-902	CLAMPER, FUEL HOSE .....	1	1	-	-----	2AG,2CL,2PE,3AG,3CO,3DK,4AG,4CO,5AG,AG,CL,DK,MX,PE 2KE,CL,DK,KE
12	18611-KYY-970	TUBE ASSY., INTAKE .....	1	1	1	-----	2AG,2CL,2DK,2KE,2PE,3AG,3CO,3DK,4AG,4CO,5AG,AG,CL,DK,KE,MX,PE,SA
13	18612-KYY-970	CAP, INTAKE .....	1	1	1	-----	2AG,2CL,2DK,2KE,2PE,3AG,3CO,3DK,4AG,4CO,5AG,AG,CL,DK,KE,MX,PE,SA
14	31916-KPH-901	PLUG, SPARK (CPR6EA-9) (NGK) ..	1	1	1	-----	2AG,2CL,2DK,2KE,2PE,3AG,3CO,3DK,4AG,4CO,5AG,AG,CL,DK,KE,MX,PE,SA
	31917-KPH-901	PLUG, SPARK (CPR7EA-9) (NGK) ..	(1)	(1)	(1)	-----	2AG,2CL,2DK,2KE,2PE,3AG,3CO,3DK,4AG,4CO,5AG,AG,CL,DK,KE,MX,PE,SA
15	90014-KYY-900	BOLT, SPECIAL, 6X21 .....	1	1	1	-----	2AG,2CL,2DK,2KE,2PE,3AG,3CO,3DK,4AG,4CO,5AG,AG,CL,DK,KE,MX,PE,SA
16	90035-KRM-840	BOLT, STUD, 8X22 .....	2	2	2	-----	2AG,2CL,2DK,2KE,2PE,3AG,3CO,3DK,4AG,4CO,5AG,AG,CL,DK,KE,MX,PE,SA
17	90111-GFC-J31	BAND, WIRE HARNESS .....	1	1	1	-----	2AG,2CL,2DK,2KE,2PE,3AG,3CO,3DK,4AG,4CO,5AG,AG,CL,DK,KE,MX,PE,SA
18	90201-GCC-000	NUT, HEX., 7MM .....	4	4	4	-----	2AG,2CL,2DK,2KE,2PE,3AG,3CO,3DK,4AG,4CO,5AG,AG,CL,DK,KE,MX,PE,SA
19	90401-GFM-900	WASHER, 7.2X16X2.5 .....	4	4	4	-----	2AG,2CL,2DK,2KE,2PE,3AG,3CO,3DK,4AG,4CO,5AG,AG,CL,DK,KE,MX,PE,SA
20	90701-KVR-C00	DOWEL PIN, SPECIAL, 8X14 .....	2	2	2	-----	2AG,2CL,2DK,2KE,2PE,3AG,3CO,3DK,4AG,4CO,5AG,AG,CL,DK,KE,MX,PE,SA
21	91313-KVR-C00	O-RING, 27X2.0 .....	2	2	2	-----	2AG,2CL,2DK,2KE,2PE,3AG,3CO,3DK,4AG,4CO,5AG,AG,CL,DK,KE,MX,PE,SA
22	95002-02070	CLIP, TUBE(B7) .....	2	2	2	-----	2AG,2CL,2DK,2KE,2PE,3AG,3CO,3DK,4AG,4CO,5AG,AG,CL,DK,KE,MX,PE,SA

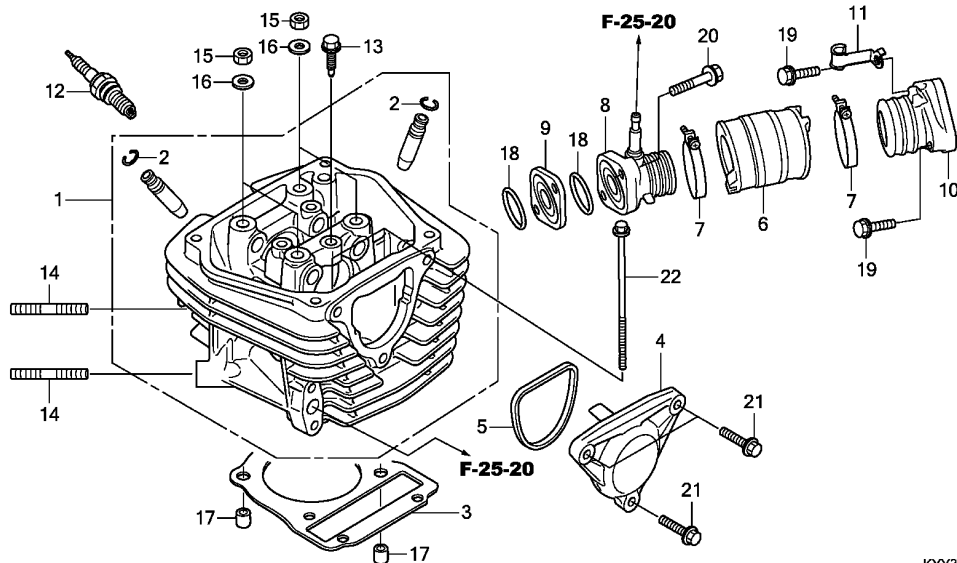


Ref. No.	Part No.	Description	Reqd. QTY			Serial No.	Parts catalogue code
			CGX125SH				
			C	D	E		
23	95701-06022-00	BOLT, FLANGE, 6X22 .....	2	2	2	-----	2AG,2CL,2DK,2KE,2PE,3AG,3CO,3DK,4AG,4CO,5AG,AG,CL,DK,KE,MX,PE,SA
24	95701-06030-00	BOLT, FLANGE, 6X30 .....	2	2	2	-----	2AG,2CL,2DK,2KE,2PE,3AG,3CO,3DK,4AG,4CO,5AG,AG,CL,DK,KE,MX,PE,SA
25	96001-06025-00	BOLT, FLANGE, 6X25 .....	3	3	3	-----	2AG,2CL,2DK,2KE,2PE,3AG,3CO,3DK,4AG,4CO,5AG,AG,CL,DK,KE,MX,PE,SA
26	96001-06110-00	BOLT, FLANGE, 6X110 .....	2	2	2	-----	2AG,2CL,2DK,2KE,2PE,3AG,3CO,3DK,4AG,4CO,5AG,AG,CL,DK,KE,MX,PE,SA
27	17116-KYY-740	CLAMPER, FUEL TUBE .....	-	-	1	-----	2DK,3DK,PE,SA

# E-2-1

# CYLINDER HEAD(2)

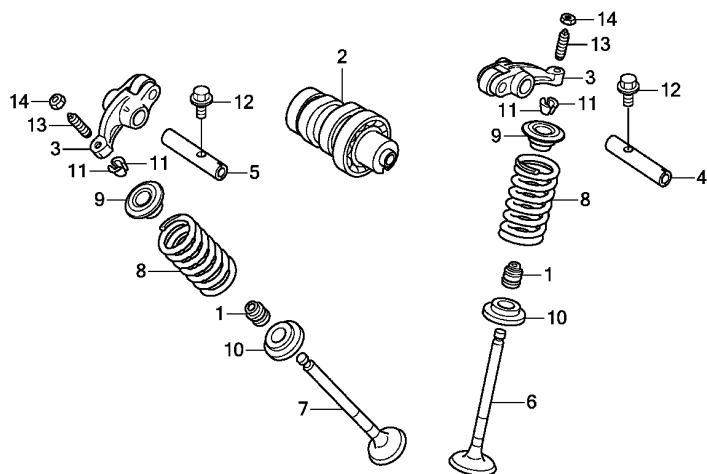
E 5



Ref. No.	L.O.N.	(Relative ref. Number) Description	F.R.T.
1	111106	HEAD, CYLINDER ..... .INCLUDES: Engine removal and installation	2.6
3	111115	GASKET, CYLINDER HEAD ..... .INCLUDES: Engine removal and installation	1.7
4	1111D0	COVER, CYLINDER HEAD SIDE :LEFT .....	0.1
6	311131	INSULATOR, THROTTLE BODY/ CARBURETOR .....	0.4
10	111107	MANIFOLD, INTAKE .....	0.5
12	614130	PLUG, SPARK .....	0.1

KYY3E0201

Ref. No.	Part No.	Description	Reqd. QTY	Serial No.	Parts catalogue code
			CGX125SH C D E		
1	12200-KYY-B60	HEAD COMP., CYLINDER .....	- 1	-	2TU
	12200-KYY-902	.....	- 1	-	2TU,TU
2	12206-KPL-900	CLIP, VALVE GUIDE .....	- 2	-	2TU,TU
3	12251-KYY-901	GASKET, CYLINDER HEAD .....	- 1	-	2TU,TU
4	12341-KYY-900	COVER, CYLINDER HEAD L. SIDE .....	- 1	-	2TU,TU
5	12395-KYY-900	GASKET, L. CYLINDER HEAD SIDE COVER .....	- 1	-	2TU,TU
6	16211-KYY-901	INSULATOR, CARBURETOR .....	- 1	-	2TU,TU
7	16217-KYY-900	BAND, INSULATOR .....	- 2	-	2TU,TU
8	17110-KYY-904	PIPE COMP A, INLET .....	- 1	-	2TU,TU
9	17113-KYY-901	INSULATOR, INLET PIPE A .....	- 1	-	2TU,TU
10	17115-KYY-901	PIPE B, INLET .....	- 1	-	2TU,TU
11	17116-KYY-902	CLAMPER, FUEL HOSE .....	- 1	-	2TU,TU
12	31916-KPH-901	PLUG, SPARK (CPR6EA-9) (NGK) ..	- 1	-	2TU,TU
	31917-KPH-901	PLUG, SPARK (CPR7EA-9) (NGK) ..	- (1)	-	2TU,TU
13	90014-KYY-900	BOLT, SPECIAL, 6X21 .....	- 1	-	2TU,TU
14	90035-KRM-840	BOLT, STUD, 8X22 .....	- 2	-	2TU,TU
15	90201-GCC-000	NUT, HEX., 7MM .....	- 4	-	2TU,TU
16	90401-GFM-900	WASHER, 7.2X16X2.5 .....	- 4	-	2TU,TU
17	90701-KVR-C00	DOWEL PIN, SPECIAL, 8X14 .....	- 2	-	2TU,TU
18	91313-KVR-C00	O-RING, 27X2.0 .....	- 2	-	2TU,TU
19	95701-06022-00	BOLT, FLANGE, 6X22 .....	- 2	-	2TU,TU
20	95701-06030-00	BOLT, FLANGE, 6X30 .....	- 2	-	2TU,TU
21	96001-06025-00	BOLT, FLANGE, 6X25 .....	- 3	-	2TU,TU
22	96001-06110-00	BOLT, FLANGE, 6X110 .....	- 2	-	2TU,TU



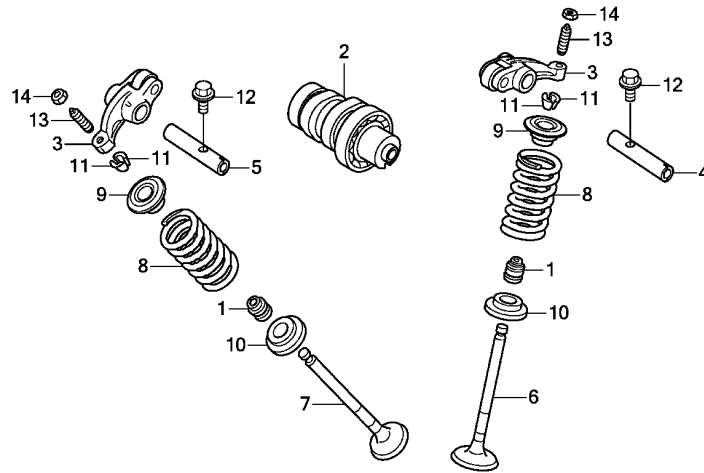
FR.

KYY3E0300

Ref. No.	L.O.N.	(Relative ref. Number) Description	F.R.T.
2	111118	CAMSHAFT ..... .INCLUDES: Valve adjustment (4,5)	0.7
3	1111K8	ARM, INTAKE VALVE ROCKER(ONE) .INCLUDES: Engine removal and installation	1.9
	1111K9	ARM, EXHAUST VALVE ROCKER(ONE) .INCLUDES: Engine removal and installation	1.9
	1111L8	ARM, VALVE ROCKER :FOR 1 VEHICLE ..... .INCLUDES: Engine removal and installation	1.9
6	1111N0	VALVE, INTAKE(ONE) ..... .INCLUDES: Engine removal and installation	2.2
7	1111N1	VALVE, EXHAUST(ONE) ..... .INCLUDES: Engine removal and installation	2.2
+	1111P0	VALVE :FOR 1 VEHICLE ..... .INCLUDES: Refacing	2.4

Ref. No.	Part No.	Description	Reqd. QTY			Serial No.	Parts catalogue code
			CGX125SH	C	D		
1	12209-GB4-681	SEAL, VALVE STEM(NOK) .....	2	2	2		
	12209-GB4-682	SEAL, VALVE STEM(ARAI) .....	2	2	2		
2	14100-KYY-900	CAMSHAFT COMP. ....	1	1	1		
3	14430-GGC-900	ARM COMP., IN. VALVE ROCKER (IN./EX.)	2	2	2		
	14430-K09-C00	(IN./EX.)	-	2	-	----- 2TU	
			-	-	2	----- 2DK,2KE,3DK,CL,DK,KE,PE	
4	14451-KYY-900	SHAFT, IN. ROCKER ARM .....	1	1	1		
5	14452-KYY-900	SHAFT, EX. ROCKER ARM .....	1	1	1		
6	14711-KWB-600	VALVE, IN. ....	1	1	1		
7	14721-KVY-900	VALVE, EX. ....	1	1	1		
8	14751-GGC-900	SPRING, VALVE .....	2	2	2		
9	14771-GB4-680	RETAINER, VALVE SPRING .....	2	2	2		
10	14775-KVY-900	SEAT, VALVE SPRING .....	2	2	2		
11	14781-KSY-900	COTTER, VALVE .....	4	4	4		
12	90002-KRM-840	BOLT, FLANGE, 5X14 .....	2	2	2		
13	90012-KYY-900	SCREW, TAPPET ADJUSTING .....	2	2	2		
14	90206-001-000	NUT, TAPPET ADJUSTING .....	2	2	2		

2



FR.

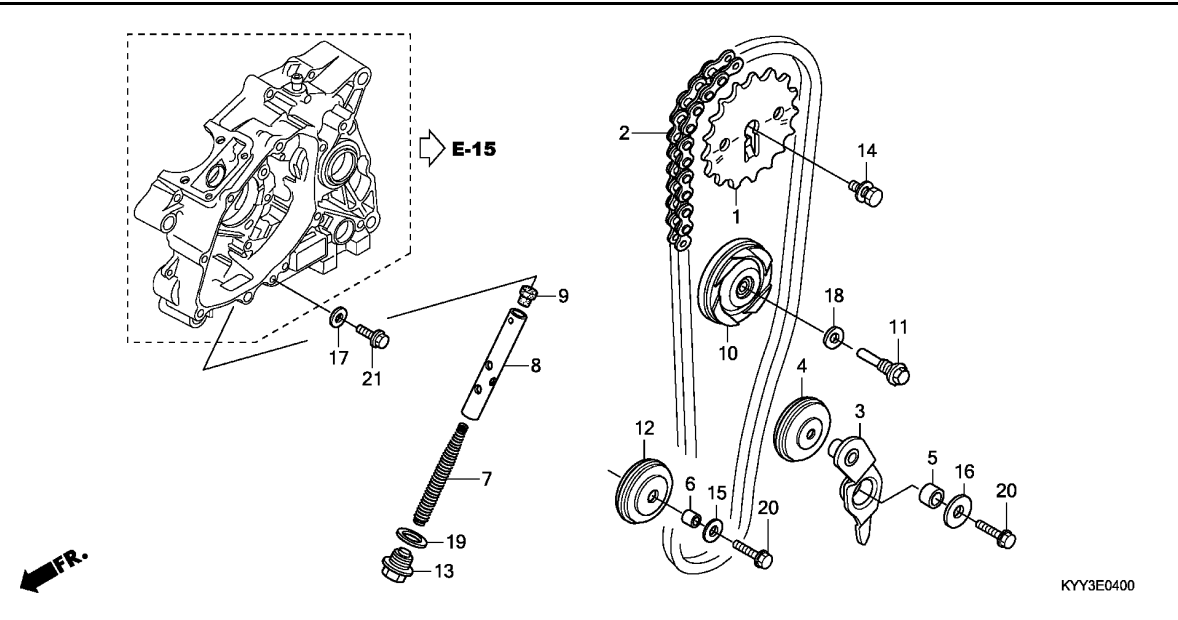
KYY3E0300

Ref. No.	L.O.N.	(Relative ref. Number) Description	F.R.T.
+ 7		.INCLUDES: Engine removal and installation	
8		.INCLUDES: Refacing (1,9,10,11)	
1111P2		INTAKE VALVE SPRING AND/OR STEM SEAL(ONE) .....	2.0
		.INCLUDES: Engine removal and installation	
1111P3		EXHAUST VALVE SPRING AND/OR STEM SEAL(ONE) .....	2.0
		.INCLUDES: Engine removal and installation	
1111Q2		VALVE SPRING AND/OR STEM SEAL :FOR 1 VEHICLE .....	2.1
		.INCLUDES: Engine removal and installation	

E-4

# CAM CHAIN/TENSIONER

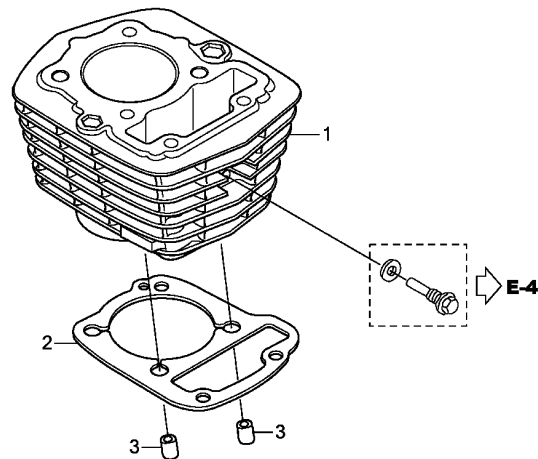
E 8



Ref. No.	L.O.N.	(Relative ref. Number) Description	F.R.T.
1	1111Q4	SPROCKET, CAM .....	0.5
2	110140	CHAIN, CAM .....	0.9
3	111151	ARM, CAM CHAIN TENSIONER .....	0.4
4	111148	ROLLER(S), CAM CHAIN TENSIONER .....	0.4
7	111136	SPRING, CAM CHAIN TENSIONER ..	0.1
8	1111Q3	ROD, CAM CHAIN TENSIONER PUSH .....	0.2
10	1111G4	ROLLER, CAM CHAIN GUIDE .....	0.4
12	1111J0	SPROCKET, CAM CHAIN GUIDE .....	0.4

Ref. No.	Part No.	Description	Reqd. QTY			Serial No.	Parts catalogue code
			CGX125SH	C	D		
1	14321-KYY-900	SPROCKET, CAM(32T) .....	1	1	1		
2	14401-KYY-901	CHAIN, CAM(90L) .....	1	1	1		
3	14500-KYY-900	ARM COMP., CAM CHAIN TENSIONER .....	1	1	1		
4	14502-KYY-900	ROLLER, CAM CHAIN TENSIONER ..	1	1	-		
	14502-KYY-901	.....	-	-	1		
5	14531-KYY-900	COLLAR, CAM CHAIN TENSIONER ..	1	1	1		
6	14532-KWS-900	COLLAR, CAM CHAIN ROLLER .....	1	1	1		
7	14541-GB4-681	SPRING, CAM CHAIN TENSIONER ..	1	1	1		
8	14550-KYY-900	PUSH ROD COMP., TENSIONER .....	1	1	1		
9	14566-086-030	HEAD, CAM CHAIN TENSIONER PUSH	1	1	1		
		ROD	1	1	1		
10	14610-KWB-600	ROLLER COMP., CAM CHAIN GUIDE ..	1	1	-		
	14610-KYY-901	.....	-	-	1		
11	14615-KFL-850	PIN, GUIDE ROLLER .....	1	1	1		
12	14670-KYY-900	ROLLER COMP., CAM CHAIN GUIDE ..	1	1	-		
	14670-KYY-901	.....	-	-	1		
13	90081-035-000	BOLT, SEALING, 14MM .....	1	1	1		
14	90082-KYY-900	BOLT, WASHER, 8X22 .....	1	1	1		
15	90401-KYY-900	WASHER, PLAIN, 6.5X15 .....	1	1	1		
16	90404-KYY-900	WASHER, 6.5X26X2.3 .....	1	1	1		
17	90463-KRM-840	WASHER, SEALING, 6.2X12X1.2 ..	1	1	1		
18	90475-KWB-600	WASHER, 8MM .....	1	1	1		
19	90544-KFO-000	WASHER, SEALING, 14MM .....	1	1	1		
20	95701-06025-00	BOLT, FLANGE, 6X25 .....	2	2	2		
21	96001-06014-00	BOLT, FLANGE, 6X14 .....	1	1	1		

2



KYY3E0500

Ref. No.	L.O.N.	(Relative ref. Number) Description	F.R.T.
1	1111A5	CYLINDER ..... .INCLUDES: Engine removal and installation	1.9
2	111102	GASKET, CYLINDER ..... .INCLUDES: Engine removal and installation	1.8

Ref. No.	Part No.	Description	Reqd. QTY			Serial No.	Parts catalogue code
			CGX125SH				
			C	D	E		
1	12100-KYY-901	CYLINDER COMP. ....	1	1	1		
2	12191-KYY-900	GASKET, CYLINDER .....	1	1	1		
3	90701-KVR-C00	DOWEL PIN, SPECIAL, 8X14 .....	2	2	2		

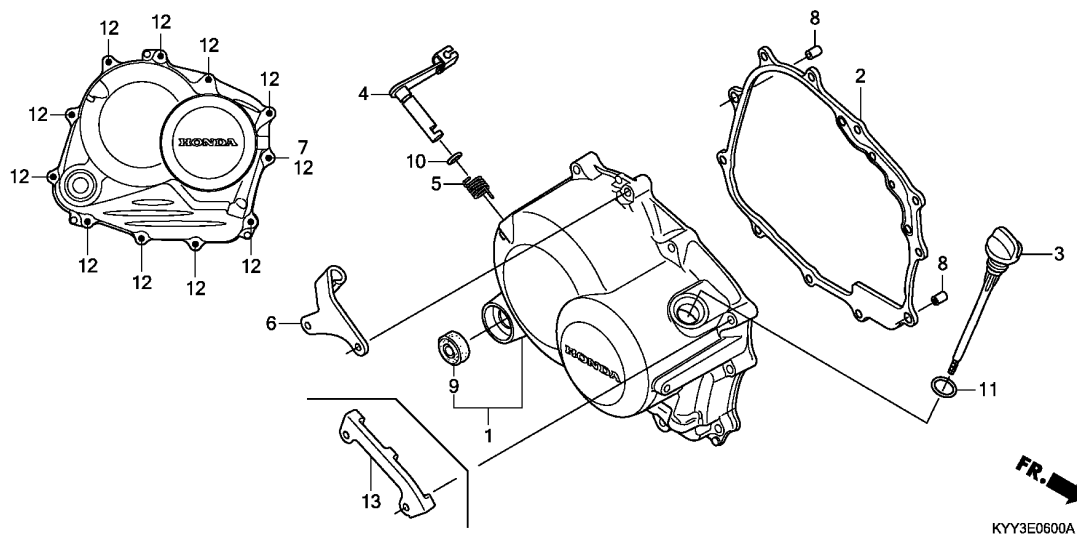
2

FR.

E-6

RIGHT CRANKCASE COVER

E10

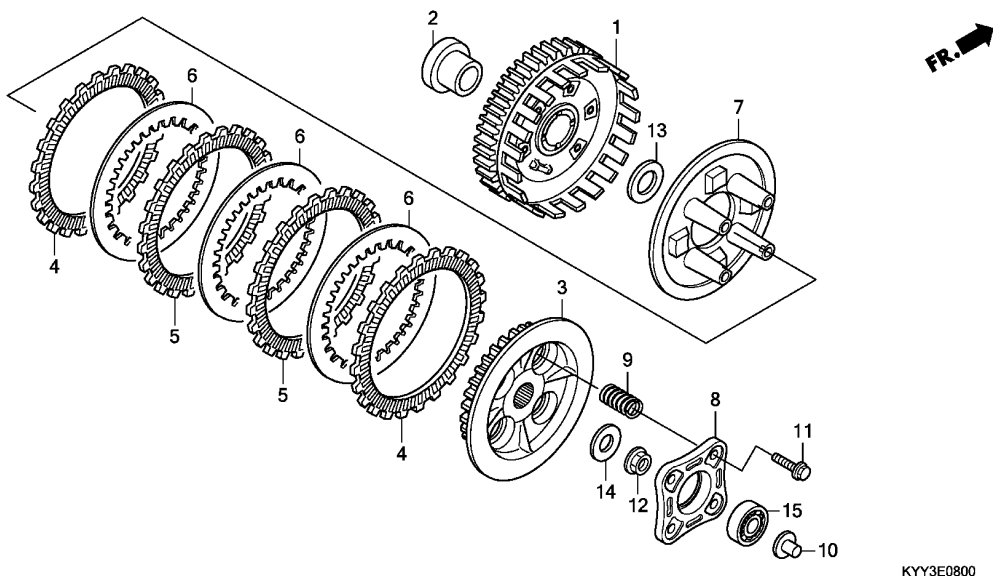


Ref. No.	L.O.N.	(Relative ref. Number) Description	F.R.T.
1	110159	COVER, CRANKCASE :RIGHT	0.4
2	110158	GASKET, CRANKCASE COVER :RIGHT (5)	0.3
4	2121A7	LEVER, CLUTCH	0.4
9	112105	OIL SEAL, KICK STARTER SPINDLE	0.3

Ref. No.	Part No.	Description	Reqd. QTY			Serial No.	Parts catalogue code
			CGX125SH	C	D		
1	11330-KYY-900	COVER COMP., R. CRANKCASE	1	1	1		
2	11394-KWS-901	GASKET, R. CRANKCASE COVER	1	1	1		
3	15651-KWS-900	GAUGE, OIL LEVEL	1	1	1		
4	22810-KYY-900	LEVER COMP., CLUTCH	1	1	1		
5	22815-166-000	SPRING, CLUTCH LEVER	1	1	1		
6	22821-KYY-900	RECEIVER, CLUTCH CABLE	1	1	1		
7	90463-KRM-840	WASHER, SEALING, 6.2X12X1.2	1	1	1		
8	90702-KRM-840	DOWEL PIN, 8X14	2	2	2		
9	91204-KSP-911	OIL SEAL, 16X28X7	1	1	1		
	91205-KYY-901		1	1	1		
10	91303-KYY-900	O-RING, 8.8X1.9	1	1	1		
11	91307-Q35-000	O-RING, 18X3	1	1	1		
12	96001-06035-00	BOLT, FLANGE, 6X35	11	11	11		
13	31124-KYY-900	CLAMPER, STARTER CABLE	-	1	-	----- 2TU,TU	
			-	-	1	----- CL,DK,PE,SA	

2





KYY3E0800

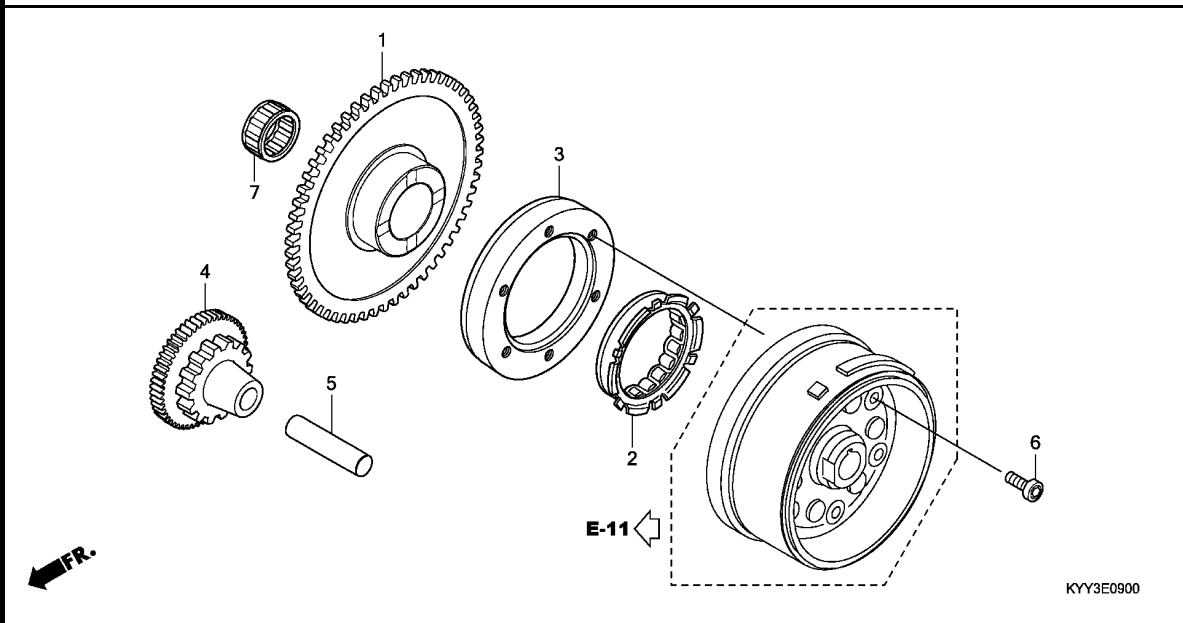
Ref. No.	L.O.N.	(Relative ref. Number) Description	F.R.T.
1	2121A0	OUTER, CLUTCH .....	0.7
3	212112	CENTER, CLUTCH .....	0.7
4	2121A1	(5,6) DISC, CLUTCH FRICTION .....	0.7
		.NOTE: Same time for two units or more	
7	2121A3	PLATE, CLUTCH PRESSURE .....	0.7
8	2121A4	PLATE, CLUTCH LIFTER .....	0.4
9	212107	SPRING, CLUTCH .....	0.4
		.NOTE: Same time for two units or more	
10	2121B6	ROD, CLUTCH LIFTER .....	0.3
15	2121B4	BEARING, CLUTCH LIFTER .....	0.4

Ref. No.	Part No.	Description	Reqd. QTY			Serial No.	Parts catalogue code
			CGX125SH				
			C	D	E		
1	22100-KYY-901	OUTER COMP., CLUTCH .....	1	1	1		
2	22115-KWS-900	GUIDE, CLUTCH OUTER .....	1	1	1		
3	22120-KWS-901	CENTER, CLUTCH .....	1	1	1		
4	22201-KWS-901	DISK, CLUTCH FRICTION .....	2	2	2		
5	22204-KWS-901	DISK B, CLUTCH FRICTION .....	2	2	-		
	22201-KWS-901	DISK, CLUTCH FRICTION .....	-	-	2	-----	2DK,2KE,3DK,DK,KE
	22204-KWS-901	DISK B, CLUTCH FRICTION .....	-	-	2	-----	CL,PE,SA
6	22321-KWB-601	PLATE, CLUTCH .....	3	3	3		
7	22355-KWS-901	PLATE, CLUTCH PRESSURE .....	1	1	1		
8	22361-KFM-900	PLATE, CLUTCH LIFTER .....	1	1	1		
9	22401-KYY-901	SPRING, CLUTCH .....	4	4	-		
	22401-KYY-971	.....	-	-	4	-----	2DK,2KE,3DK,DK,KE
	22401-KYY-901	.....	-	-	4	-----	CL,PE,SA
10	22847-KCC-900	ROD, CLUTCH LIFTER .....	1	1	1		
11	90050-KFL-850	BOLT, SPECIAL FLANGE, 6X25 ..	4	4	4		
12	90202-KRM-840	NUT, SPECIAL FLANGE, 14MM ..	1	1	1		
13	90403-KPH-900	WASHER, THRUST, 17MM .....	1	1	1		
14	90432-KPT-A00	WASHER, 14.2X26X3 .....	1	1	1		
15	96100-62000-00	BEARING, RADIAL BALL, 6200 ..	1	1	1		

E-9

STARTING CLUTCH

E12



Ref. No.	L.O.N.	(Relative ref. Number) Description	F.R.T.
1		(7)	
612120		GEAR, STARTER DRIVEN .....	0.4
3		(2)	
612131		OUTER, STARTING CLUTCH .....	0.5
4		612125 GEAR, STARTER REDUCTION .....	0.4

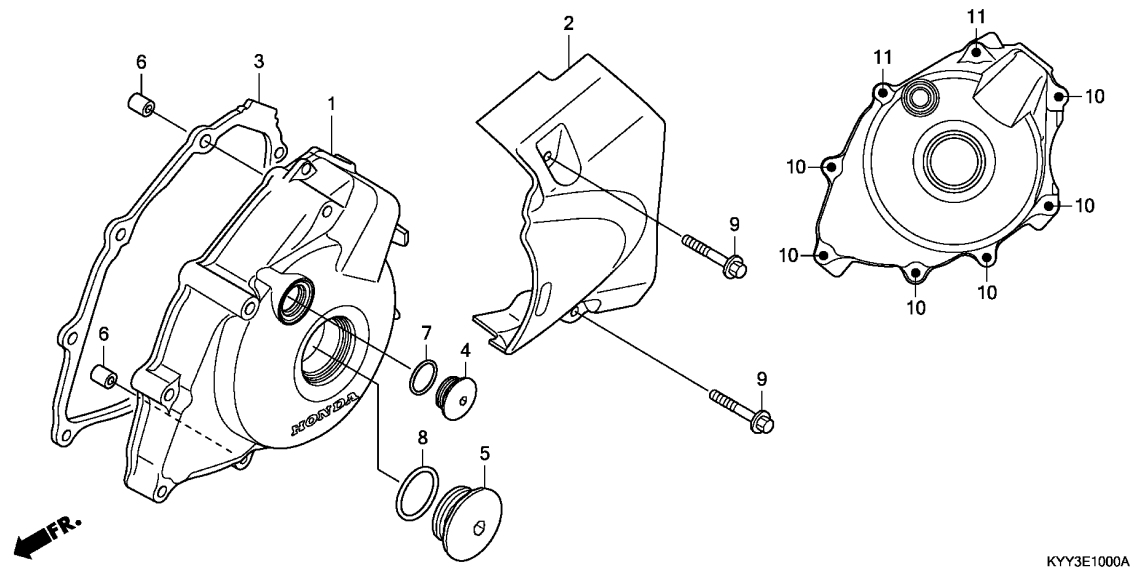
Ref. No.	Part No.	Description	Reqd. QTY		Serial No.	Parts catalogue code
			CGX125SH	E		
1	28111-KYY-901	GEAR, STARTER DRIVEN(58T) ...	-	1	-	2TU,TU CL,DK,PE,SA
2	28120-K09-C01	CLUTCH, ONE WAY .....	-	1	-	2TU
	28120-KYA-901	.....	-	1	-	2TU,TU
	28120-K09-C01	.....	-	1	-	CL,DK,PE
	28120-KYA-901	.....	-	1	-	CL,DK,PE,SA
3	28128-KVC-900	OUTER, STARTING CLUTCH .....	-	1	-	2TU,TU CL,DK,PE,SA
4	28131-KYY-900	GEAR, STARTER REDUCTION (13T/43T)	-	1	-	2TU,TU CL,DK,PE,SA
5	28132-KWS-900	SHAFT, REDUCTION GEAR .....	-	1	-	2TU,TU CL,DK,PE,SA
6	90085-KTC-920	BOLT, SOCKET, 6X14 .....	-	6	-	2TU,TU CL,DK,PE,SA
7	91011-KYY-901	BEARING, NEEDLE, 21X27X18(NRB)	-	1	-	2TU,TU CL,DK,PE,SA

2

E-10

LEFT CRANKCASE COVER

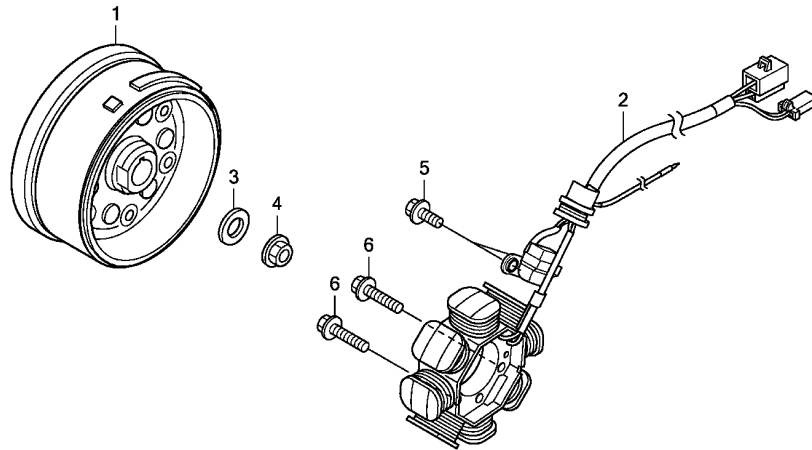
E13



Ref. No.	L.O.N.	(Relative ref. Number) Description	F.R.T.
1	1101A6	COVER, CRANKCASE :LEFT .....	0.4
2	1101B0	COVER, CRANKCASE :LEFT REAR ..	0.1
3	1101A3	GASKET, CRANKCASE COVER :LEFT	0.3

Ref. No.	Part No.	Description	Reqd. QTY			Serial No.	Parts catalogue code
			CGX125SH	C	D		
1	11341-KYY-900	COVER, L. CRANKCASE .....	1	1	1		
2	11360-KYY-970	COVER COMP., L. RR. ....	1	1	1	-----	2AG,2CL,2DK,2KE,2PE,3AG,3CO,3DK,4AG,4CO,5AG,AG,CL,DK,KE,MX,PE
	11360-KYY-900	.....	-	1	1	-----	2TU,SA,TU
3	11395-KWS-900	GASKET, L. CRANKCASE COVER ..	1	1	1		
4	90084-KTT-900	CAP, 14MM .....	1	1	1		
5	90087-KRM-840	CAP, 32MM .....	1	1	1		
6	90702-KRM-840	DOWEL PIN, 8X14 .....	2	2	2		
7	91303-KRM-840	O-RING, 13.8X2.5 .....	1	1	1		
8	91305-KYY-900	O-RING, 31.7X2.4 .....	1	1	1		
9	96001-06030-00	BOLT, FLANGE, 6X30 .....	2	2	2		
10	96001-06035-00	BOLT, FLANGE, 6X35 .....	6	6	6		
11	96001-06060-00	BOLT, FLANGE, 6X60 .....	2	2	2		

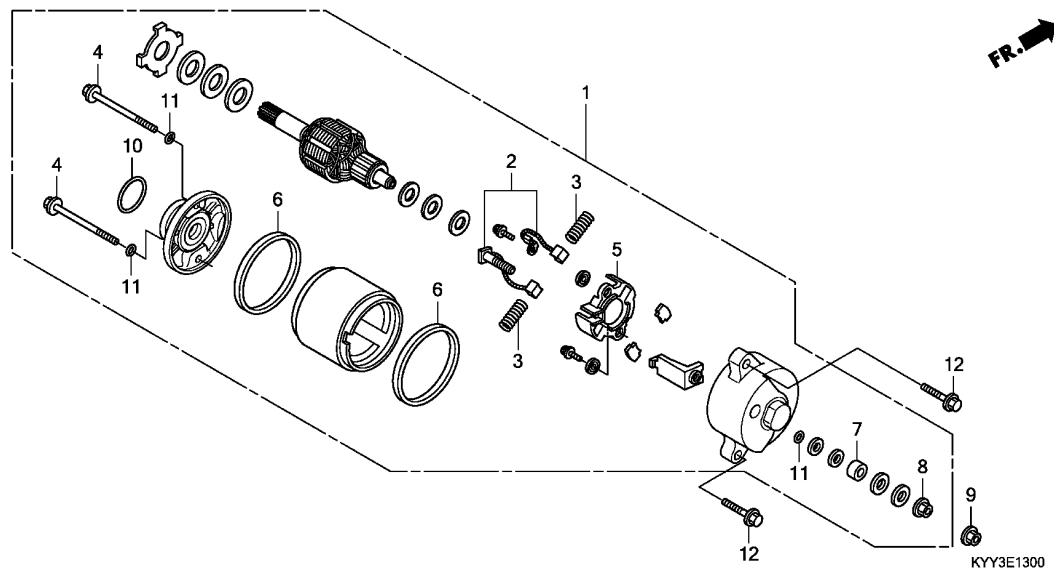
2



KYY3E1100A

Ref. No.	L.O.N.	(Relative ref. Number) Description	F.R.T.
1	613105	ROTOR OR FLYWHEEL .....	0.5
2	6131A3	STATOR .....	0.6

Ref. No.	Part No.	Description	Reqd. QTY			Serial No.	Parts catalogue code
			CGX125SH	C	D		
1	31110-KYY-972	FLYWHEEL COMP.(MITSUBA) .....	1	1	-	-----	2AG,2CL,2PE,3AG,3CO,3DK,4AG,4CO,5AG,AG,CL,DK,MX,PE
	31110-KYY-931	FLYWHEEL COMP.(GCE) .....	-	1	-	-----	2TU
	31110-KYY-901	FLYWHEEL COMP.(MITSUBA) .....	-	1	-	-----	2TU,TU
	31110-KYY-972	.....	-	-	1	-----	2DK,2KE,3DK,KE
	31110-KYY-C50	.....	-	-	1	-----	CL,DK
	31110-KYY-S01	.....	-	-	1	-----	PE,SA
2	31120-KYY-971	STATOR COMP.(MITSUBA) .....	1	1	-	-----	2AG,2CL,2PE,3AG,3CO,3DK,4AG,4CO,5AG,AG,CL,DK,MX,PE
	31120-KYY-931	STATOR COMP.(GCE) .....	-	1	-	-----	2TU
	31120-KYY-901	STATOR COMP.(MITSUBA) .....	-	1	-	-----	2TU,TU
	31120-KYY-971	.....	-	-	1	-----	2DK,2KE,3DK,KE
	31120-KYY-901	.....	-	-	1	-----	CL,DK,PE,SA
3	90439-GFM-970	WASHER, 12X24X2.3 .....	1	1	1	-----	
4	94050-12000	NUT, FLANGE, 12MM .....	1	1	1	-----	
5	96001-06016-00	BOLT, FLANGE, 6X16 .....	2	2	2	-----	
6	96001-06022-00	BOLT, FLANGE, 6X22 .....	3	3	3	-----	



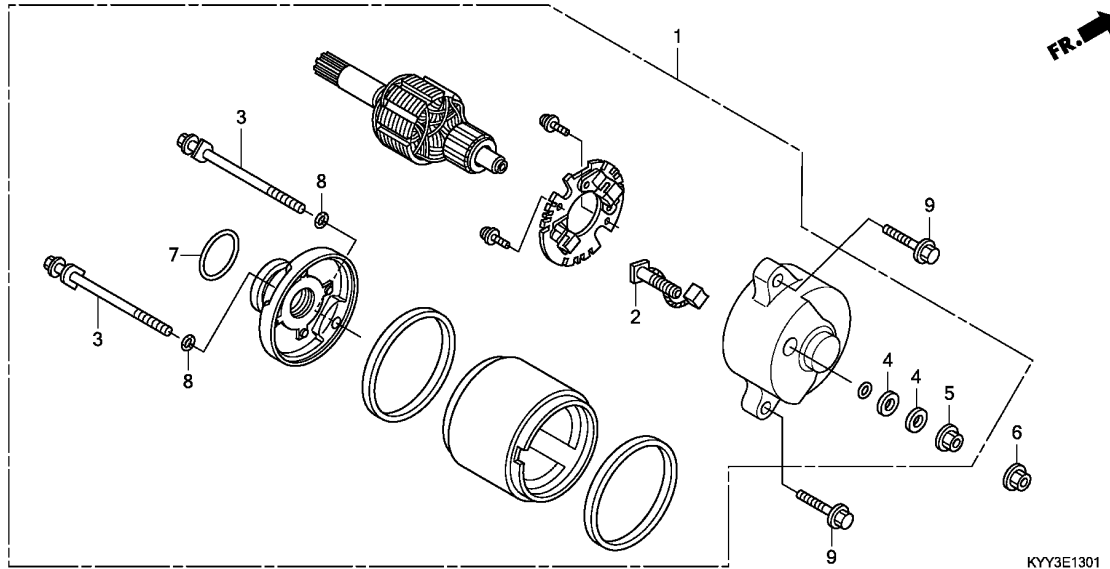
Ref. No.	L.O.N.	(Relative ref. Number) Description	F.R.T.
1		(10) MOTOR, STARTING .....	0.4
2		(3,6) TERMINAL, BRUSH(STARTER) .....	0.6
5		6121A5 HOLDER, BRUSH(STARTER) .....	0.6

Ref. No.	Part No.	Description	Reqd. QTY			Serial No.	Parts catalogue code
			CGX125SH	C	D		
1	31200-KYY-901	MOTOR ASSY., STARTER .....	-	1	-	2TU,TU	
2	31201-KYY-901	BRUSH SET, TERMINAL .....	-	1	-	CL,DK,PE,SA	
3	31204-KYY-901	SPRING, BRUSH .....	-	1	-	2TU,TU	
4	31205-KYY-901	BOLT, SETTING .....	-	2	-	CL,DK,PE,SA	
5	31206-KSS-901	HOLDER SET, BRUSH .....	-	2	-	2TU,TU	
			-	1	-	CL,DK,PE,SA	
6	31207-KYY-901	RING .....	-	2	-	2TU,TU	
7	31209-KSS-901	COLLAR .....	-	1	-	CL,DK,PE,SA	
8	90071-KYY-901	NUT-WASHER, 6MM .....	-	1	-	2TU,TU	
9	90071-MB0-000	NUT-WASHER, 6MM .....	-	1	1	CL,DK,PE,SA	
	90071-K28-910	.....	-	1	-	2TU,SA,TU	
10	91309-KYY-901	O-RING .....	-	1	-	CL,DK,PE	
			-	1	-	2TU,TU	
			-	1	-	CL,DK,PE,SA	
11	91320-KYY-901	O-RING .....	-	3	-	2TU,TU	
			-	3	-	CL,DK,PE,SA	
12	95701-06025-00	BOLT, FLANGE, 6X25 .....	-	2	-	2TU,TU	
			-	2	-	CL,DK,PE,SA	

E-13-1

STARTER MOTOR(YUHUAN AVIATION MACHINERY)

E16



Ref. No.	L.O.N.	(Relative ref. Number) Description	F.R.T.
1		(7) MOTOR, STARTING .....	0.4
2		6121A4 TERMINAL, BRUSH(STARTER) .....	0.6

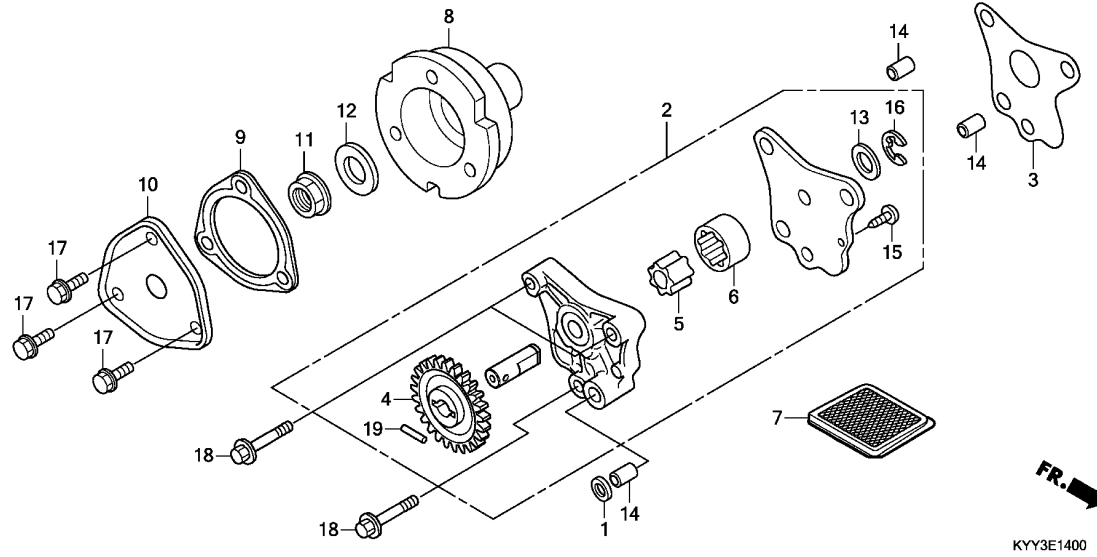
Ref. No.	Part No.	Description	Reqd. QTY			Serial No.	Parts catalogue code
			CGX125SH	C	D		
1	31200-KYY-931	MOTOR ASSY., STARTER .....	-	1	-	-----	2TU
2	31201-KYY-931	BRUSH SET, TERMINAL .....	-	1	-	-----	2TU
3	31205-KYY-931	BOLT, SETTING .....	-	2	-	-----	2TU
4	31209-KYY-931	COLLAR .....	-	2	-	-----	2TU
5	90071-KYY-931	NUT-WASHER, 6MM .....	-	1	-	-----	2TU
6	90071-MB0-000	NUT-WASHER, 6MM .....	-	1	-	-----	2TU
7	91309-KYY-931	O RING, 24.4X3.1 .....	-	1	-	-----	2TU
8	91320-KYY-931	O-RING .....	-	2	-	-----	2TU
9	95701-06025-00	BOLT, FLANGE, 6X25 .....	-	2	-	-----	2TU

2

# E-14

# OIL PUMP

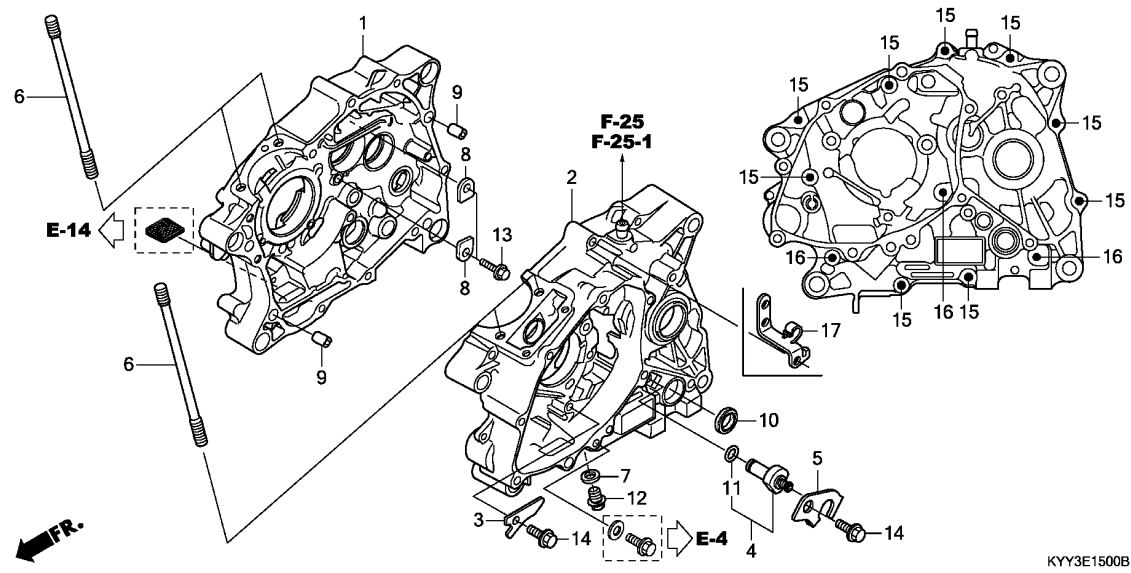
F 1



Ref. No.	L.O.N.	(Relative ref. Number) Description	F.R.T.
2		(3)	
113105		PUMP ASSY., OIL .....	0.4
5		(6)	
1131C7		ROTOR, OIL PUMP .....	0.5
7		1131B5 SCREEN, OIL FILTER .....	0.3
8		1101L0 ROTOR, OIL FILTER .....	0.5
10		(9)	
1101L1		CAP, OIL FILTER ROTOR .....	0.4

Ref. No.	Part No.	Description	Reqd. QTY			Serial No.	Parts catalogue code
			CGX125SH	C	D		
1	12396-KRM-840	GASKET B, HEAD COVER .....	1	1	1		
2	15100-KYY-900	OIL PUMP ASSY. ....	1	1	1		
3	15119-KWS-901	GASKET, OIL PUMP .....	1	1	1		
4	15133-KYY-900	GEAR, OIL PUMP DRIVEN(23T) ..	1	1	1		
5	15331-KYY-900	ROTOR, OIL PUMP INNER .....	1	1	1		
6	15332-KYY-900	ROTOR, OIL PUMP OUTER .....	1	1	1		
7	15421-KSP-910	SCREEN, OIL FILTER .....	1	1	1		
8	15431-KWS-900	ROTOR, OIL FILTER .....	1	1	1		
9	15439-KWS-901	GASKET, OIL FILTER COVER .....	1	1	1		
10	15441-KWS-900	COVER, OIL FILTER .....	1	1	1		
11	90202-KRM-840	NUT, SPECIAL FLANGE, 14MM ...	1	1	1		
12	90432-KPT-A00	WASHER, 14.2X26X3 .....	1	1	1		
13	90455-KWS-900	WASHER, 9.2MM .....	1	1	1		
14	90702-KRM-840	DOWEL PIN, 8X14 .....	3	3	3		
15	93901-34120	SCREW, TAPPING, 4X8 .....	1	1	1		
16	94540-06018	E-RING, 6MM .....	1	1	1		
17	95701-06014-00	BOLT, FLANGE, 6X14 .....	3	3	3		
18	96001-06035-00	BOLT, FLANGE, 6X35 .....	3	3	3		
19	96220-30158	ROLLER, 3X15.8 .....	1	1	1		

2

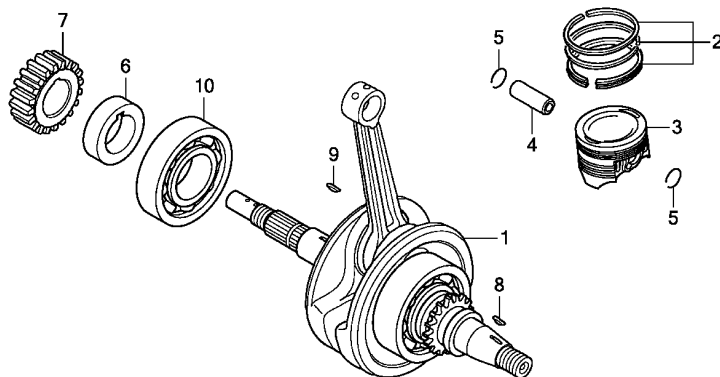


Ref. No.	L.O.N.	(Relative ref. Number) Description	F.R.T.
1	110120	CRANKCASE :RIGHT ..... .INCLUDES: Engine removal and installation	4.2
2	110115	CRANKCASE :LEFT ..... .INCLUDES: Engine removal and installation	3.9
	1101A2	CRANKCASE :BOTH ..... .INCLUDES: Engine removal and installation	4.8
4	6151B8	SWITCH, NEUTRAL .....	0.3
10	1101F9	OIL SEAL, GEARSHIFT SPINDLE ..	0.8

Ref. No.	Part No.	Description	Reqd. QTY			Serial No.	Parts catalogue code
			CGX125SH	C	D		
1	11100-KYY-901	CRANKCASE COMP., R. ....	1	1	-		
	11100-KYY-A00	.....	-	-	1	-----	2DK,2KE,3DK,KE,SA CL,DK,PE
2	11200-KYY-920	CRANKCASE COMP., L. ....	1	1	-	-----	2AG,2CL,2PE,3AG,3CO,3DK,4AG,4CO,5AG,AG,CL,DK,MX,PE
	11200-KYY-901	.....	-	1	1	-----	2TU,SA,TU
	11200-KYY-920	.....	-	-	1	-----	2DK,2KE,3DK,KE
	11200-KYY-A00	.....	-	-	1	-----	CL,DK,PE
3	11218-KWS-900	PLATE, OIL STOPPER .....	1	1	1		
4	35750-KYY-901	CONTACT, NEUTRAL SWITCH .....	1	1	1		
5	35755-KYY-900	PLATE, CONTACT FIXING .....	1	1	1		
6	90031-KYY-900	BOLT, CYLINDER STUD .....	4	4	4		
7	90407-259-000	PACKING, DRAIN COCK, 12.5X20 .....	1	1	1		
8	90441-KRM-840	PLATE, BEARING HOLDER .....	2	2	2		
9	90703-KWS-900	DOWEL PIN, 10X14 .....	2	2	2		
10	91203-KSP-911	OIL SEAL, 14X22X5 (ARAI) .....	1	1	1		
	91203-KYY-901	OIL SEAL, 14X22X5 .....	1	1	1		
11	91312-107-000	O-RING, 7X1.7 .....	1	1	1		
12	92800-12000	BOLT, DRAIN PLUG, 12MM .....	1	1	1		
13	95701-06016-00	BOLT, FLANGE, 6X16 .....	2	2	2		
14	96001-06014-00	BOLT, FLANGE, 6X14 .....	2	2	2		
15	96001-06040-00	BOLT, FLANGE, 6X40 .....	9	9	9		
16	96001-06060-00	BOLT, FLANGE, 6X60 .....	3	3	3		
17	32699-KYY-900	CLAMPER A, HARNESS .....	-	1	-	-----	2TU,TU CL,DK,PE,SA





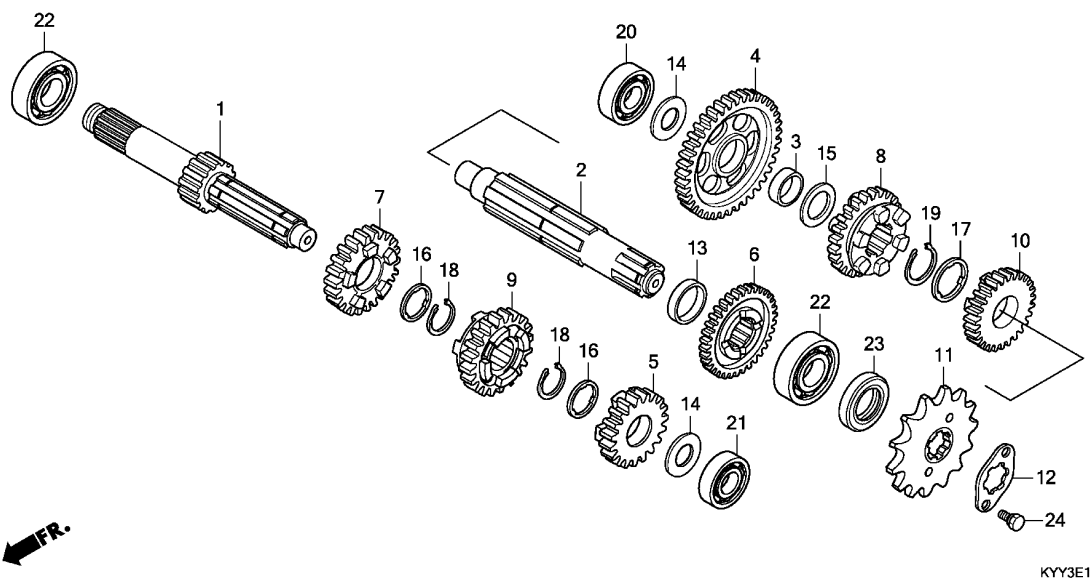


FR.

KYY3E1600

Ref. No.	L.O.N.	(Relative ref. Number) Description	F.R.T.
1	1101B5	CRANKSHAFT ..... .INCLUDES: Engine removal and installation (2,4,5)	3.4
3	111103	PISTON RING AND/OR PISTON(ONE) ..... .INCLUDES: Engine removal and installation	2.1
10	1101B7	BEARING, CRANKSHAFT :RIGHT ... .INCLUDES: Engine removal and installation	3.4

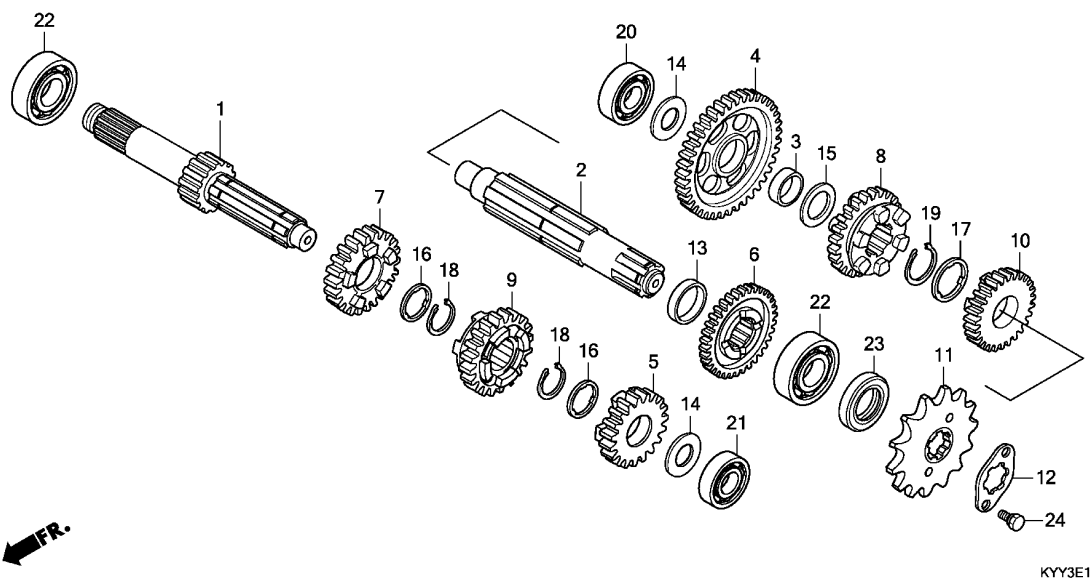
Ref. No.	Part No.	Description	Reqd. QTY			Serial No.	Parts catalogue code
			CGX125SH				
			C	D	E		
1	13000-KYY-900	CRANKSHAFT COMP. ....	1	1	1		
	13000-KYY-B60	.....	-	1	-	-----	----- 2TU
2	13011-KYY-900	RING SET, PISTON(STD.) .....	1	1	1	-----	----- 2DK,2KE,3DK,CL,DK,KE,PE
	13021-KYY-900	RING SET, PISTON(0.25) .....	(1)	(1)	(1)	-----	----- 2AG,2CL,2PE,2TU,3AG,3CO,4AG,4CO,5AG,AG,CL,MX,PE,SA,TU
	13031-KYY-900	RING SET, PISTON(0.50) .....	(1)	(1)	(1)	-----	----- 2AG,2CL,2PE,2TU,3AG,3CO,4AG,4CO,5AG,AG,CL,MX,PE,SA,TU
	13011-KYY-970	RING SET, PISTON(STD.) .....	1	1	1	-----	----- 2DK,2KE,3DK,DK,KE
	13021-KYY-970	RING SET, PISTON(0.25) .....	(1)	(1)	(1)	-----	----- 2DK,2KE,3DK,DK,KE
	13031-KYY-970	RING SET, PISTON(0.50) .....	(1)	(1)	(1)	-----	----- 2DK,2KE,3DK,DK,KE
3	13101-KYY-900	PISTON(STD.) .....	1	1	1		
	13102-KYY-900	PISTON(0.25) .....	(1)	(1)	(1)		
	13103-KYY-900	PISTON(0.50) .....	(1)	(1)	(1)		
4	13111-KWS-900	PIN, PISTON .....	1	1	1		
5	13115-KWS-900	CLIP, PISTON PIN, 12MM .....	2	2	2		
6	13412-KWS-900	COLLAR, PRIMARY DRIVE GEAR ..	1	1	1		
7	23121-KYY-900	GEAR, PRIMARY DRIVE(20T) ....	1	1	1		
8	90741-003-010	KEY, WOODRUFF, 4MM .....	1	1	1		
9	90741-KGH-900	KEY, WOODRUFF, 4MM .....	1	1	1		
10	91001-KWS-901	BEARING, RADIAL BALL, 63/22					
		(NSK)	1	1	1		
	91001-KYY-901	BEARING, RADIAL BALL, 63/22	1	1	1		



Ref. No.	L.O.N.	(Relative ref. Number) Description	F.R.T.
1		(5,7,9) MAINSHAFT, TRANSMISSION .....	3.5
		.INCLUDES: Engine removal and installation	
2		210141A .Replace countershaft add ....	0.2
2		(4,6,8,10) COUNTERSHAFT, TRANSMISSION ...	3.5
		.INCLUDES: Engine removal and installation	
		210142A .Replace mainshaft add .....	0.2
11		213135 SPROCKET, DRIVE .....	0.2
20		2101C8 BEARING, COUNTERSHAFT :RIGHT .	3.5
		.INCLUDES: Engine removal and installation	
21		2101C2 BEARING, MAINSHAFT :LEFT .....	3.5
		.INCLUDES: Engine removal and installation	
22		2101C5 BEARING, MAINSHAFT :RIGHT ....	3.5
		.INCLUDES: Engine removal and installation	
		2101C6 BEARING, MAINSHAFT :BOTH .....	3.7
		.INCLUDES: Engine removal and installation	
+		2101C7 BEARING, COUNTERSHAFT :LEFT ..	3.5

Ref. No.	Part No.	Description	Reqd. QTY			Serial No.	Parts catalogue code
			CGX125SH	C	D		
1	23211-KYY-900	MAINSHAFT(11T) .....	1	1	1		
2	23221-KYY-900	COUNTERSHAFT .....	1	1	1		
3	23415-KPH-900	BUSH, 15MM .....	1	1	1		
4	23421-KYY-900	GEAR, COUNTERSHAFT FIRST(35T)	1	1	1		
5	23431-KYY-900	GEAR, MAINSHAFT SECOND(17T) .	1	1	1		
6	23441-KYY-900	GEAR, COUNTERSHAFT SECOND(29T)	1	1	1		
7	23451-KYY-901	GEAR, MAINSHAFT THIRD(21T) ..	1	1	1		
8	23461-KYY-901	GEAR, COUNTERSHAFT THIRD(26T)	1	1	1		
9	23471-KYY-901	GEAR, MAINSHAFT FOURTH(24T) .	1	1	1		
10	23481-KYY-901	GEAR, COUNTERSHAFT FOURTH(22T)	1	1	1		
11	23801-GF6-000	SPROCKET, DRIVE(14T) .....	1	1	1		
12	23802-GN5-910	PLATE, FIXING .....	1	1	1		
13	23911-KWS-900	COLLAR, 20MM .....	1	1	1		
14	90412-KPH-900	WASHER, SPECIAL, 12X23 .....	2	2	2		
15	90412-187-000	WASHER, THRUST, 15MM .....	1	1	1		
16	90461-035-000	WASHER, SPLINE, 17MM .....	2	2	2		
17	90461-459-010	WASHER, SPLINE, 20MM .....	1	1	1		
18	90601-KYY-900	CIRCLIP, 17MM .....	2	2	2		
19	90602-KYY-900	CIRCLIP, 20MM .....	1	1	1		
20	91004-KYY-901	BEARING, RADIAL BALL, 6201 ..	1	1	-	-----	2AG,2CL,2PE,3AG,3DK,4AG,AG,CL,DK,MX,PE
	91004-KYY-931	.....	-	1	-	-----	2TU,3CO,4CO,5AG,TU
		.....	-	-	1		
21	91005-KYY-901	BEARING, RADIAL BALL, 6001 ..	1	1	-	-----	2AG,2CL,2PE,3AG,3DK,4AG,AG,CL,DK,MX,PE
	91005-KYY-931	.....	-	1	-	-----	2TU,3CO,4CO,5AG,TU
		.....	-	-	1		

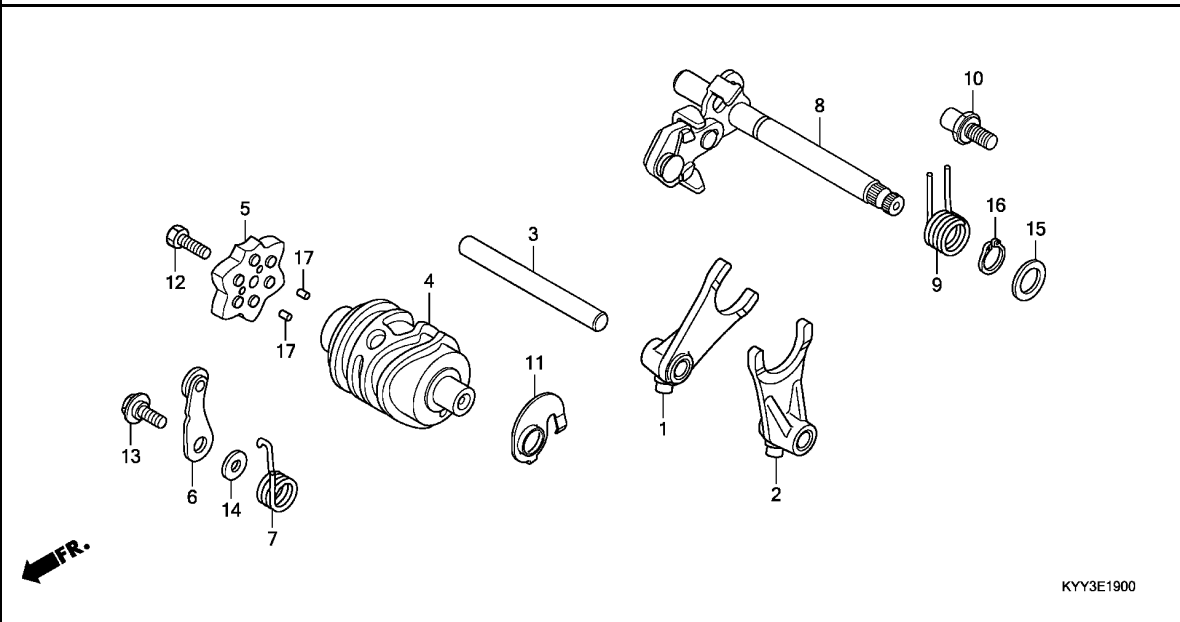




Ref. No.	L.O.N.	(Relative ref. Number) Description	F.R.T.
+22		.INCLUDES: Engine removal and installation	
2101C9		BEARING, COUNTERSHAFT :BOTH ..	3.7
2101D4		BEARING, MAINSHAFT AND COUNTERSHAFT :ALL .....	3.9
		.INCLUDES: Engine removal and installation	

KYY3E1700

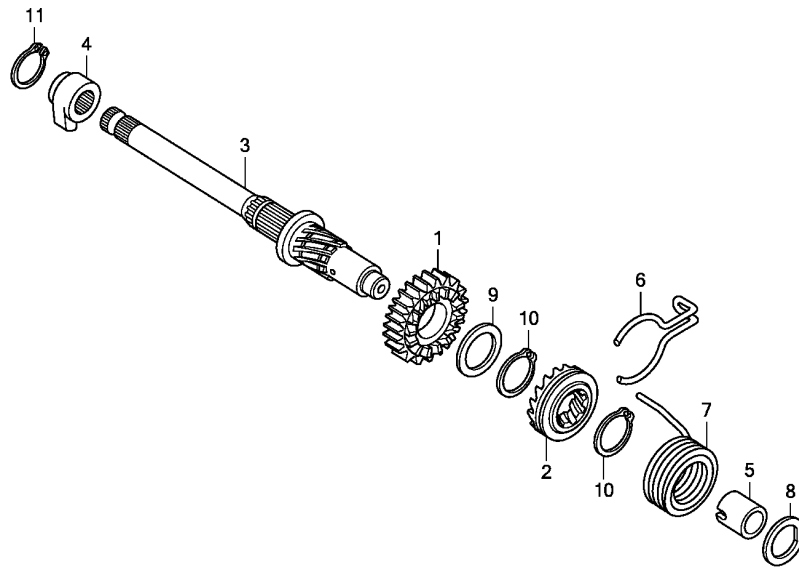
Ref. No.	Part No.	Description	Reqd. QTY			Serial No.	Parts catalogue code
			CGX125SH				
			C	D	E		
22	91006-KYY-901	BEARING, RADIAL BALL, 6203 ..	2	2	-	-----	2AG,2CL,2PE,3AG,3DK,4AG,AG,CL,DK,MX,PE
	91006-KYY-931	.....	-	2	-	-----	2TU,3CO,4CO,5AG,TU
			-	-	2		
23	91204-KWB-601	OIL SEAL, 17X29X5 .....	1	1	1		
	91204-KYY-901	.....	1	1	1		
24	92101-06010-0A	BOLT, HEX., 6X10 .....	2	2	2		



Ref. No.	L.O.N.	(Relative ref. Number) Description	F.R.T.
1		(2)	
210112		FORK, GEARSHIFT ..... .INCLUDES: Engine removal and installation .NOTE: Same time for two units	3.3
4	2101A9	DRUM, GEARSHIFT ..... .INCLUDES: Engine removal and installation	3.3
5	2101D6	PLATE, GEARSHIFT DRUM STOPPER (7)	0.8
6	210125	STOPPER OR SPRING, SHIFT DRUM (9)	0.8
8	210122	SPINDLE, GEARSHIFT .....	0.7

Ref. No.	Part No.	Description	Reqd. QTY			Serial No.	Parts catalogue code
			CGX125SH	C	D		
1	24211-KWS-900	FORK, R. GEARSHIFT .....	1	1	1		
2	24212-KWS-900	FORK, L. GEARSHIFT .....	1	1	1		
3	24241-KPH-C00	SHAFT, GEARSHIFT FORK .....	1	1	1		
4	24301-KWS-900	DRUM, GEARSHIFT .....	1	1	1		
5	24410-KVS-900	PLATE COMP., GEARSHIFT DRUM STOPPER	1	1	1		
6	24430-KRM-B10	STOPPER COMP., GEARSHIFT DRUM	1	1	1		
7	24436-KTT-900	SPRING, DRUM STOPPER .....	1	1	1	-----	2AG,2CL,2PE,2TU,3AG,3CO,4AG,4CO,5AG,AG,CL,MX,PE,SA,TU
	24436-KRM-840	SPRING, SHIFT DRUM STOPPER ..	1	1	1	-----	2DK,2KE,3DK,DK,KE
8	24610-KYY-900	SPINDLE COMP., GEARSHIFT .....	1	1	1		
9	24651-KSP-910	SPRING, GEARSHIFT RETURN ....	1	1	1		
10	24652-KRM-840	PIN, SHIFT RETURN SPRING ....	1	1	1		
11	35753-KWS-900	ROTOR, NEUTRAL SWITCH .....	1	1	1		
12	90003-KVS-900	BOLT, HEX., 6X20 .....	1	1	1		
13	90022-KRM-840	PIVOT, SHIFT DRUM STOPPER ARM	1	1	1		
14	90417-KRM-840	WASHER, DRUM STOPPER .....	1	1	1		
15	90457-KRM-840	WASHER, 14MM .....	1	1	1		
16	94510-14000	CIRCLIP, EXTERNAL, 14MM .....	1	1	1		
17	96220-30085	ROLLER, 3X8.5 .....	2	2	2		

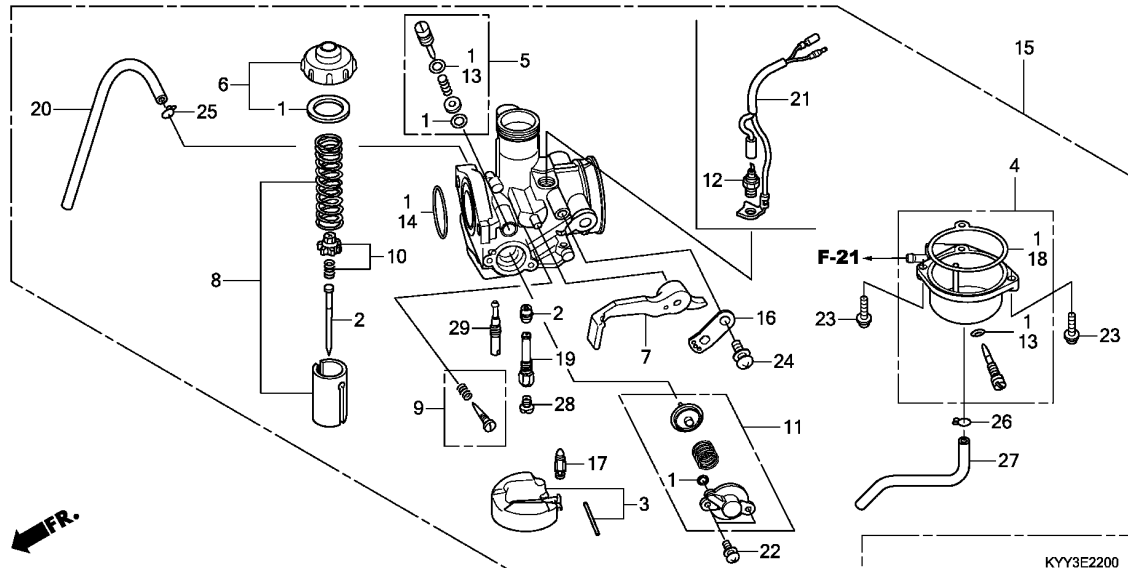




KYY3E2000

Ref. No.	L.O.N.	(Relative ref. Number) Description	F.R.T.
1		(2)	
1121A0		PINION, KICK STARTER ..... .INCLUDES: Engine removal and installation	3.3
3	1121A2	SPINDLE, KICK STARTER ..... .INCLUDES: Engine removal and installation	3.3
7	112103	SPRING, KICK STARTER RETURN .. .INCLUDES: Engine removal and installation	3.3

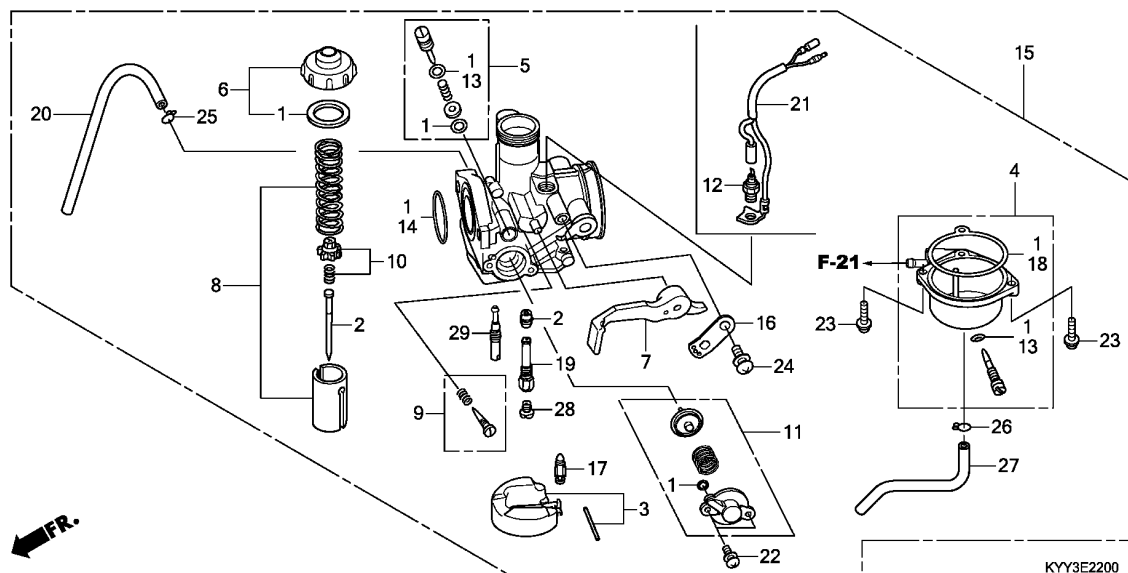
Ref. No.	Part No.	Description	Reqd. QTY			Serial No.	Parts catalogue code
			CGX125SH				
			C	D	E		
1	28211-KWS-900	PINION, KICK STARTER(21T) ...	1	1	1		
2	28221-KWS-900	RATCHET, STARTER DRIVE .....	1	1	1		
3	28251-KWS-900	SPINDLE, KICK STARTER .....	1	1	1		
4	28262-KWS-900	RETAINER, KICK SPINDLE .....	1	1	1		
5	28265-KWB-600	COLLAR, KICK SPRING .....	1	1	1		
6	28271-KYY-900	SPRING, FRICTION STARTER GEAR	1	1	1		
7	28281-KWB-600	SPRING, KICK RETURN .....	1	1	1		
8	90451-KGH-900	WASHER, SPECIAL, 14MM .....	1	1	1		
9	90454-KPH-900	WASHER, 25X20.2X1 .....	1	1	1		
10	90605-KYY-900	SET RING, 20MM .....	2	2	2		
11	94510-18000	CIRCLIP, EXTERNAL, 18MM .....	1	1	1		



Ref. No.	L.O.N.	(Relative ref. Number) Description	F.R.T.
2	3111A3	NEEDLE, JET	0.7
3		(17)	
	311120	FLOAT OR FLOAT VALVE	0.6
4	3111A6	CHAMBER, FLOAT	0.5
8	3111A8	VALVE, THROTTLE	0.2
12	3111B4	HEATER, CARBURETOR	0.2
15	3111B5	CARBURETOR ASSEMBLY	0.5
28		(19,29)	
	3111D4	JET, MAIN	0.6

Ref. No.	Part No.	Description	Reqd. QTY			Serial No.	Parts catalogue code
			CGX125SH	C	D		
1	16010-KYY-601	GASKET SET	1	1	1	-----	2AG,2CL,2PE,3AG,3CO,4AG,4CO,5AG,AG,CL,MX,PE,SA
2	16012-KYY-971	NEEDLE SET, JET	1	1	1	-----	2AG,2CL,2PE,3AG,3CO,4AG,4CO,5AG,AG,CL,MX,PE,SA
3	16013-KPH-C01	FLOAT SET	1	1	1	-----	2AG,2CL,2PE,3AG,3CO,4AG,4CO,5AG,AG,CL,MX,PE,SA
4	16015-KYY-901	CHAMBER SET, FLOAT	1	1	1	-----	2AG,2CL,2PE,3AG,3CO,4AG,4CO,5AG,AG,CL,MX,PE,SA
5	16016-KYY-601	SCREW SET	1	1	1	-----	2AG,2CL,2PE,3AG,3CO,4AG,4CO,5AG,AG,CL,MX,PE,SA
6	16017-KWS-901	TOP SET	1	1	1	-----	2AG,2CL,2PE,3AG,3CO,4AG,4CO,5AG,AG,CL,MX,PE,SA
7	16019-KYY-901	LEVER SET, CHOKE	1	1	1	-----	2AG,2CL,2PE,3AG,3CO,4AG,4CO,5AG,AG,CL,MX,PE,SA
8	16022-KYY-971	VALVE SET, THROTTLE	1	1	1	-----	2AG,2CL,2PE,3AG,3CO,4AG,4CO,5AG,AG,CL,MX,PE,SA
9	16028-KYY-901	SCREW SET	1	1	1	-----	2AG,2CL,2PE,3AG,3CO,4AG,4CO,5AG,AG,CL,MX,PE,SA
10	16037-KPH-901	PLATE SET, VALVE	1	1	1	-----	2AG,2CL,2PE,3AG,3CO,4AG,4CO,5AG,AG,CL,MX,PE,SA
11	16048-KTT-901	VALVE SET, AIR CUT	1	1	1	-----	2AG,2CL,2PE,3AG,3CO,4AG,4CO,5AG,AG,CL,MX,PE,SA
12	16071-KPN-J01	HEATER ONLY	1	1	1	-----	2AG,2CL,3AG,4AG,5AG,AG,CL,SA
13	16075-GHB-640	O-RING, 1.3X4.3	2	2	2	-----	2AG,2CL,2PE,3AG,3CO,4AG,4CO,5AG,AG,CL,MX,PE,SA
14	16075-KPH-901	O-RING	1	1	1	-----	2AG,2CL,2PE,3AG,3CO,4AG,4CO,5AG,AG,CL,MX,PE,SA
15	16100-KYY-613	CARBURETOR ASSY. (PB 7RJA)	1	1	1	-----	2PE,PE
	16100-KYY-621	CARBURETOR ASSY. (PB 7RKA)	1	1	-	-----	3CO,4CO,MX
	16100-KYY-601	CARBURETOR ASSY. (PB 7RHA)	1	-	-	-----	2AG,2CL,AG,CL
	16100-KYY-841	CARBURETOR ASSY. (PB 7RPA)	-	1	1	-----	2CL,5AG,CL
	16100-KYY-601	CARBURETOR ASSY. (PB 7RHA)	-	1	-	-----	3AG,4AG
	16100-KYY-S01	CARBURETOR ASSY. (PB 7RZA)	-	-	1	-----	SA
16	16119-440-004	PLATE, STAY	1	1	1	-----	2AG,2CL,2PE,3AG,3CO,4AG,4CO,5AG,AG,CL,MX,PE,SA
17	16155-KRS-861	VALVE COMP., FLOAT	1	1	1	-----	2AG,2CL,2PE,3AG,3CO,4AG,4CO,5AG,AG,CL,MX,PE,SA
18	16163-KWS-901	GASKET, FLOAT CHAMBER	1	1	1	-----	2AG,2CL,2PE,3AG,3CO,4AG,4CO,5AG,AG,CL,MX,PE,SA
19	16165-KYY-901	HOLDER, NEEDLE JET	1	1	1	-----	2AG,2CL,2PE,3AG,3CO,4AG,4CO,5AG,AG,CL,MX,PE,SA
20	16197-KYY-971	TUBE, AIR VENT	1	1	1	-----	2AG,2CL,2PE,3AG,3CO,4AG,4CO,5AG,AG,CL,MX,PE,SA



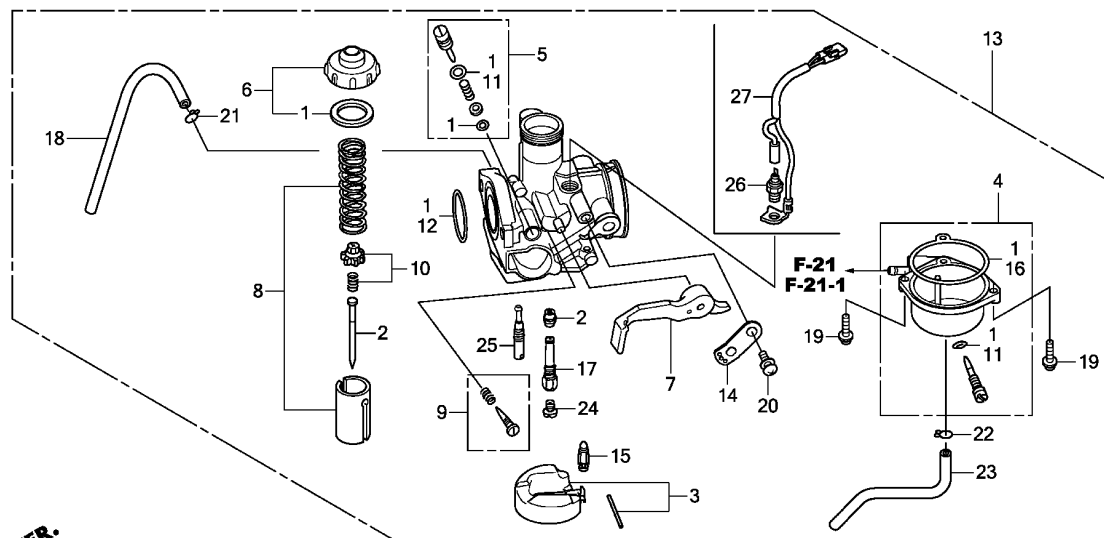


Ref. No.	Part No.	Description	Reqd. QTY			Serial No.	Parts catalogue code
			CGX125SH	C	D		
21	32160-KYY-900	SUB HARNESS, CARBURETOR HEATER	1	-	-	-----	2AG,2CL,AG,CL
	32160-KYY-760	.....	-	1	1	-----	2CL,5AG,CL,SA
	32160-KYY-900	.....	-	1	-	-----	3AG,4AG
22	93892-04010-18	SCREW-WASHER, 4X10	2	2	2	-----	2AG,2CL,2PE,3AG,3CO,4AG,4CO,5AG,AG,CL,MX,PE,SA
23	93892-04018-08	SCREW-WASHER, 4X18	2	2	2	-----	2AG,2CL,2PE,3AG,3CO,4AG,4CO,5AG,AG,CL,MX,PE,SA
24	93892-05012-18	SCREW-WASHER, 5X12	1	1	1	-----	2AG,2CL,2PE,3AG,3CO,4AG,4CO,5AG,AG,CL,MX,PE,SA
25	95002-02089	CLIP, TUBE(B8)	1	1	1	-----	2AG,2CL,2PE,3AG,3CO,4AG,4CO,5AG,AG,CL,MX,PE,SA
26	95002-02659	CLIP, TUBE(B6.5)	1	1	1	-----	2AG,2CL,2PE,3AG,3CO,4AG,4CO,5AG,AG,CL,MX,PE,SA
27	95005-35400-50	TUBE, 3.5X400(95005-35001-50M)	1	1	1	-----	2AG,2CL,2PE,3AG,3CO,4AG,4CO,5AG,AG,CL,MX,PE,SA
28	99102-GBE-1020	JET, MAIN, #102	1	1	1	-----	2AG,2CL,2PE,3AG,4AG,5AG,AG,CL,PE,SA
	99101-KTT-0980	JET, MAIN, #98	1	1	-	-----	3CO,4CO,MX
29	99103-GW3-0380	JET, SLOW, #38	1	1	1	-----	2AG,2CL,2PE,3AG,3CO,4AG,4CO,5AG,AG,CL,MX,PE,SA

E-22-1

CARBURETOR(2)

F10



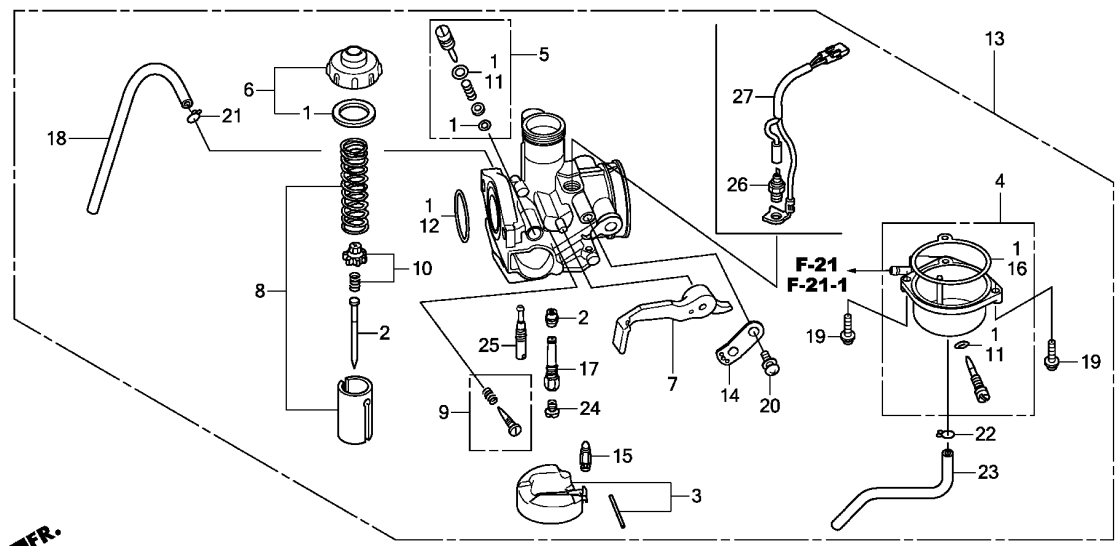
KYY3E2201A

Ref. No.	L.O.N.	(Relative ref. Number) Description	F.R.T.
2	3111A3	NEEDLE, JET .....	0.7
3		(15)	
	311120	FLOAT OR FLOAT VALVE .....	0.6
4	3111A6	CHAMBER, FLOAT .....	0.5
8	3111A8	VALVE, THROTTLE .....	0.2
13	3111B5	CARBURETOR ASSEMBLY .....	0.5
24		(17,25)	
	3111D4	JET, MAIN .....	0.6
26	3111B4	HEATER, CARBURETOR .....	0.2

Ref. No.	Part No.	Description	Reqd. QTY			Serial No.	Parts catalogue code
			CGX125SH	C	D		
1	16010-KYY-901	GASKET SET .....	1	1	1	-----	2DK,2KE,2TU,3DK,DK,KE,TU
2	16012-KYY-971	NEEDLE SET, JET .....	1	1	1	-----	2DK,2KE,3DK,DK,KE
	16012-KTT-903	.....	-	1	-	-----	2TU,TU
3	16013-KPH-C01	FLOAT SET .....	1	1	1	-----	2DK,2KE,2TU,3DK,DK,KE,TU
4	16015-KYY-901	CHAMBER SET, FLOAT .....	1	1	1	-----	2DK,2KE,2TU,3DK,DK,KE,TU
5	16016-KPW-H01	SCREW SET .....	1	1	1	-----	2DK,2KE,2TU,3DK,DK,KE,TU
6	16017-KWS-901	TOP SET .....	1	1	1	-----	2DK,2KE,2TU,3DK,DK,KE,TU
7	16019-KYY-901	LEVER SET, CHOKE .....	1	1	1	-----	2DK,2KE,3DK,DK,KE
	16019-KYY-B51	.....	-	1	-	-----	2TU,TU
8	16022-KYY-971	VALVE SET, THROTTLE .....	1	1	1	-----	2DK,2KE,3DK,DK,KE
	16022-KTT-901	.....	-	1	-	-----	2TU,TU
9	16028-KYY-901	SCREW SET .....	1	1	1	-----	2DK,2KE,2TU,3DK,DK,KE,TU
10	16037-KPH-901	PLATE SET, VALVE .....	1	1	1	-----	2DK,2KE,2TU,3DK,DK,KE,TU
11	16075-GHB-640	O-RING, 1.3X4.3 .....	2	2	2	-----	2DK,2KE,2TU,3DK,DK,KE,TU
	16075-KPH-901	.....	1	1	1	-----	2DK,2KE,2TU,3DK,DK,KE,TU
13	16100-KYY-741	CARBURETOR ASSY.(PB 7RMA) .....	1	1	1	-----	2DK,3DK,DK
	16100-KYY-B52	CARBURETOR ASSY.(PB 7RTA) .....	-	1	-	-----	2TU,TU
	16100-KYY-K01	CARBURETOR ASSY.(PB 7RYA) .....	-	-	1	-----	2KE,KE
14	16119-440-004	PLATE, STAY .....	1	1	1	-----	2DK,2KE,2TU,3DK,DK,KE,TU
15	16155-KRS-861	VALVE COMP., FLOAT .....	1	1	1	-----	2DK,2KE,2TU,3DK,DK,KE,TU
16	16163-KWS-901	GASKET, FLOAT CHAMBER .....	1	1	1	-----	2DK,2KE,2TU,3DK,DK,KE,TU
17	16165-KYY-901	HOLDER, NEEDLE JET .....	1	1	1	-----	2DK,2KE,2TU,3DK,DK,KE,TU
18	16197-KYY-971	TUBE, AIR VENT .....	1	1	1	-----	2DK,2KE,2TU,3DK,DK,KE,TU
19	93892-04018-08	SCREW-WASHER, 4X18 .....	2	2	2	-----	2DK,2KE,2TU,3DK,DK,KE,TU
20	93892-05012-18	SCREW-WASHER, 5X12 .....	1	1	1	-----	2DK,2KE,2TU,3DK,DK,KE,TU

2





KYY3E2201A

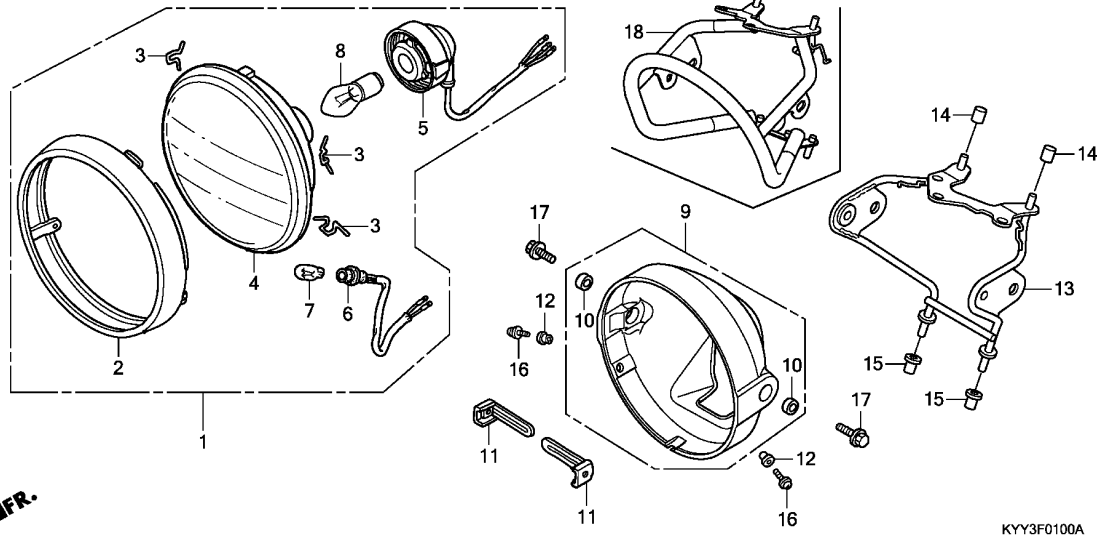
Ref. No.	Part No.	Description	Reqd. QTY			Serial No.	Parts catalogue code
			CGX125SH	C	D		
21	95002-02089	CLIP, TUBE(B8)	1	1	1	-----	2DK,2KE,2TU,3DK,DK,KE,TU
22	95002-02659	CLIP, TUBE(B6.5)	1	1	1	-----	2DK,2KE,2TU,3DK,DK,KE,TU
23	95005-35400-50	TUBE, 3.5X400(95005-35001-50M)	1	1	1	-----	2DK,2KE,3DK,DK,KE
	95005-35370-50	TUBE, 3.5X370(95005-35001-50M)	-	1	-	-----	2TU,TU
24	99101-KST-1000	JET, MAIN, #100	1	1	1	-----	2DK,3DK,DK
	99102-GBE-1020	JET, MAIN, #102	-	1	-	-----	2TU,TU
	99101-KSS-0950	JET, MAIN, #95	-	-	1	-----	2KE,KE
25	99103-KTT-0380	JET, SLOW, #38	1	1	1	-----	2DK,2KE,2TU,3DK,DK,KE,TU
26	16071-KPN-J01	HEATER ONLY	-	1	-	-----	2TU,TU
27	32160-KYY-760	SUB HARNESS, CARBURETOR HEATER	-	1	-	-----	2TU,TU

2

F-1

HEADLIGHT(1)

G 1



Ref. No.	L.O.N.	(Relative ref. Number) Description	F.R.T.
1	616115	HEADLIGHT ASSEMBLY (2)	0.1
4	6161A7	HEADLIGHT UNIT	0.2
5	6161B1	SOCKET, HEADLIGHT	0.2
6	616180	SOCKET, POSITION LIGHT	0.2
7	616182	BULB, POSITION LIGHT	0.1
8	616118	BULB, HEADLIGHT	0.1
9	616103	CASE, HEADLIGHT (18)	0.3
13	6161G7	STAY, HEADLIGHT	0.7

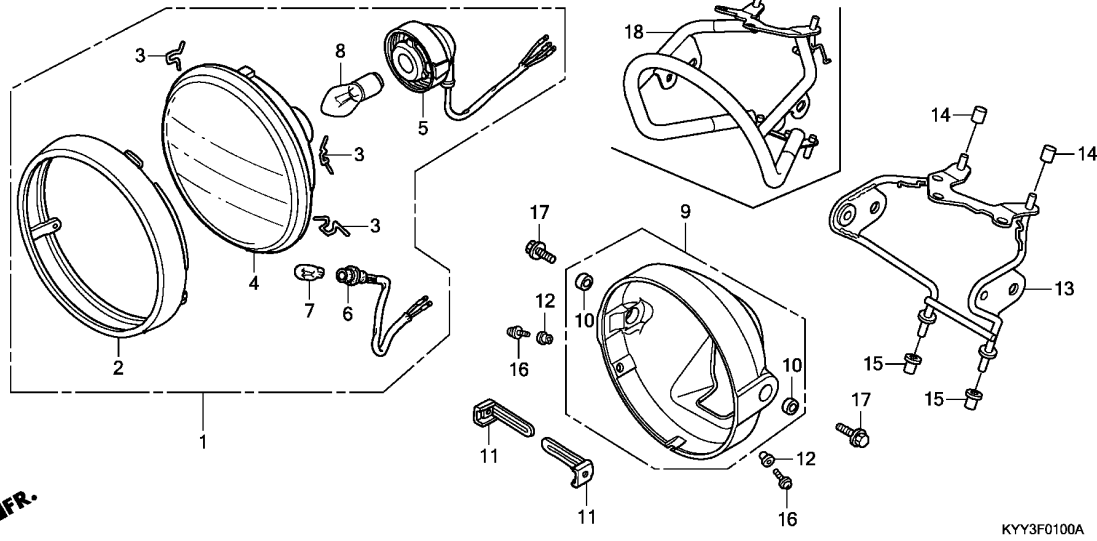
Ref. No.	Part No.	Description	Reqd. QTY			Serial No.	Parts catalogue code
			CGX125SH	C	D		
1	33100-KTJ-941	HEADLIGHT ASSY. (12V 35/35W)	1	-	-	2AG,2CL,2PE,AG,CL,DK,MX,PE	
			-	1	-	2CL,2PE,3AG,3CO,3DK,4AG,4CO,5AG,CL,DK,PE	
2	33101-KTJ-941	RIM COMP., HEADLIGHT	1	-	1	2DK,CL,DK,KE,PE,SA	
			-	1	-	2AG,2CL,2PE,AG,CL,DK,MX,PE	
3	33108-KTJ-941	SPRING, UNIT HOLDER	3	-	1	2CL,2PE,3AG,3CO,3DK,4AG,4CO,5AG,CL,DK,PE	
			-	3	-	2DK,CL,DK,KE,PE,SA	
4	33120-KTJ-941	HEADLIGHT UNIT	1	-	3	2AG,2CL,2PE,AG,CL,DK,MX,PE	
			-	1	-	2CL,2PE,3AG,3CO,3DK,4AG,4CO,5AG,CL,DK,PE	
5	33130-KTJ-941	SOCKET ASSY., HEADLIGHT	1	-	1	2DK,CL,DK,KE,PE,SA	
			-	1	-	2AG,2CL,2PE,AG,CL,DK,MX,PE	
			-	1	-	2CL,2PE,3AG,3CO,3DK,4AG,4CO,5AG,CL,DK,PE	
			-	1	-	2DK,CL,DK,KE,PE,SA	
6	33150-KTJ-941	SOCKET COMP., POSITION LIGHT	1	-	-	2AG,2CL,2PE,AG,CL,DK,MX,PE	
			-	1	-	2CL,2PE,3AG,3CO,3DK,4AG,4CO,5AG,CL,DK,PE	
			-	1	-	2DK,CL,DK,KE,PE,SA	
7	33301-SAO-741	BULB(12V 5W)(STANLEY)	1	-	-	2AG,2CL,2PE,AG,CL,DK,MX,PE	
			-	1	-	2CL,2PE,3AG,3CO,3DK,4AG,4CO,5AG,CL,DK,PE	
			-	1	-	2DK,CL,DK,KE,PE,SA	
8	34901-388-611	BULB, HEADLIGHT(12V 35/35W)	1	-	-	2AG,2CL,2PE,AG,CL,DK,MX,PE	
			-	1	-	2CL,2PE,3AG,3CO,3DK,4AG,4CO,5AG,CL,DK,PE	
			-	1	-	2DK,CL,DK,KE,PE,SA	
9	61300-KYY-970	CASE, HEADLIGHT	1	-	-	2AG,2CL,2PE,AG,CL,DK,MX,PE	
			-	1	-	2CL,2PE,3AG,3CO,3DK,4AG,4CO,5AG,CL,DK,PE	
			-	1	-	2DK,CL,DK,KE,PE,SA	

3

F-1

HEADLIGHT(1)

G 2



← MFR.

KYY3F0100A

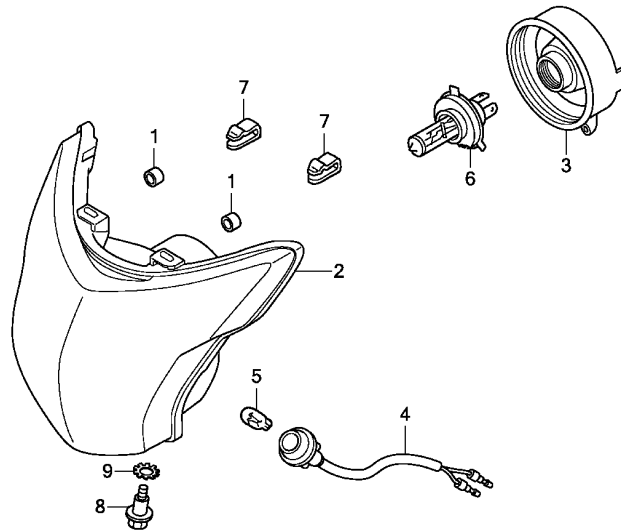
Ref. No.	Part No.	Description	Reqd. QTY			Serial No.	Parts catalogue code
			CGX125SH	C	D		
10	61302-KVX-700	COLLAR, HEADLIGHT CASE	2	-	-	2AG,2CL,2PE,AG,CL,DK,MX,PE	2CL,2PE,3AG,3CO,3DK,4AG,4CO,5AG,CL,DK,PE
			-	2	-	2DK,CL,DK,KE,PE,SA	
11	61303-198-D00	NUT, R. HEADLIGHT CASE	2	-	-	2AG,2CL,2PE,AG,CL,DK,MX,PE	2CL,2PE,3AG,3CO,3DK,4AG,4CO,5AG,CL,DK,PE
			-	2	-	2DK,CL,DK,KE,PE,SA	
12	61304-379-690	COLLAR, HEADLIGHT SETTING	2	-	-	2AG,2CL,2PE,AG,CL,DK,MX,PE	2CL,2PE,3AG,3CO,3DK,4AG,4CO,5AG,CL,DK,PE
			-	2	-	2DK,CL,DK,KE,PE,SA	
13	61311-KYY-970	STAY, HEADLIGHT	1	-	-	2AG,2CL,2PE,AG,CL,DK,MX,PE	2DK,3AG,3CO,4AG,4CO,KE,SA
14	61315-KVX-600	BOOT, HEADLIGHT STAY UPPER	2	-	-	2AG,2CL,2PE,AG,CL,DK,MX,PE	2CL,2PE,3AG,3CO,3DK,4AG,4CO,5AG,CL,DK,PE
			-	2	-	2DK,CL,DK,KE,PE,SA	
15	61316-KVX-600	BOOT, HEADLIGHT STAY LOWER	2	-	-	2AG,2CL,2PE,AG,CL,DK,MX,PE	2CL,2PE,3AG,3CO,3DK,4AG,4CO,5AG,CL,DK,PE
			-	2	-	2DK,CL,DK,KE,PE,SA	
16	93892-05016-07	SCREW-WASHER, 5X16	2	-	-	2AG,2CL,2PE,AG,CL,DK,MX,PE	2CL,2PE,3AG,3CO,3DK,4AG,4CO,5AG,CL,DK,PE
			-	2	-	2DK,CL,DK,KE,PE,SA	
17	95701-08022-08	BOLT, FLANGE, 8X22	2	-	-	2AG,2CL,2PE,AG,CL,DK,MX,PE	2CL,2PE,3AG,3CO,3DK,4AG,4CO,5AG,CL,DK,PE
			-	2	-	2DK,CL,DK,KE,PE,SA	
18	61320-KYY-860	STAY COMP., HEADLIGHT	-	1	-	2CL,2PE,3DK,5AG,CL,DK,PE	CL,DK,PE

3

F-1-1

HEADLIGHT(2)

G 3



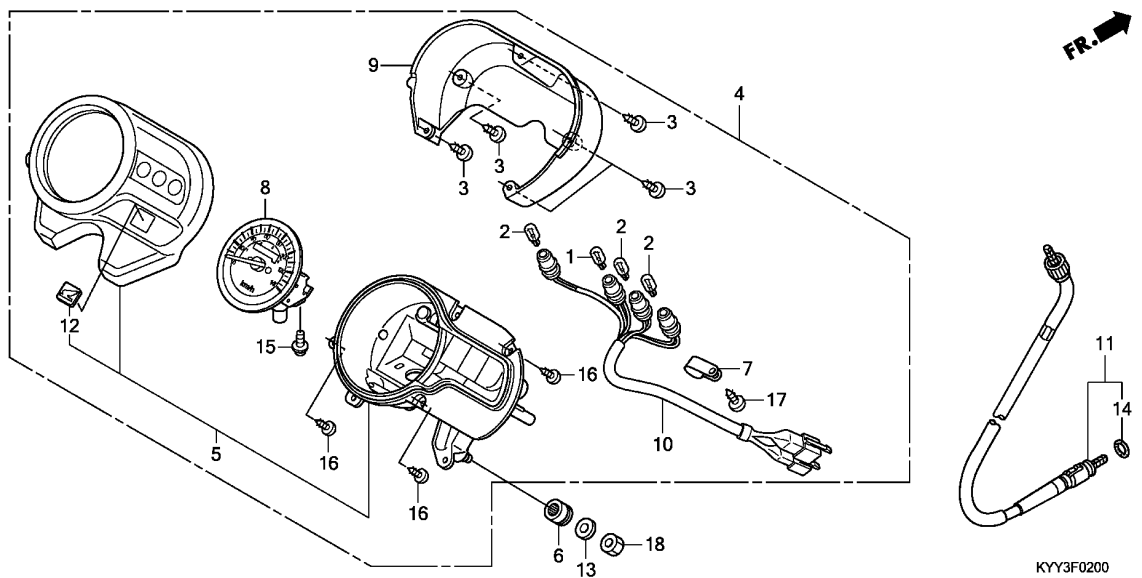
←FR.

KYY3F0101

Ref. No.	L.O.N.	(Relative ref. Number) Description	F.R.T.
2	6161A7	HEADLIGHT UNIT .....	0.2
4	616180	SOCKET, POSITION LIGHT .....	0.2
5	6161Z6	BULB, POSITION LIGHT(A) .....	0.2
6		(3)	
	6161V8	BULB, HEADLIGHT(A) .....	0.2

Ref. No.	Part No.	Description	Reqd. QTY			Serial No.	Parts catalogue code
			CGX125SH	C	D		
1	33117-KYY-901	CAP, SPECIAL .....	2	-	-	-----	3DK
			-	2	-	-----	2TU,TU
2	33120-KYY-901	HEADLIGHT UNIT .....	1	-	2	-----	2KE,3DK
			-	1	-	-----	3DK
3	33122-KVX-601	COVER, SOCKET .....	1	-	1	-----	2TU,TU
			-	1	-	-----	2KE,3DK
			-	1	-	-----	3DK
4	33130-KYY-901	SOCKET COMP., POSITION .....	1	-	1	-----	2TU,TU
			-	1	-	-----	2KE,3DK
			-	1	-	-----	3DK
5	33301-KVJ-911	BULB, POSITION LIGHT(12V 5W)	1	-	1	-----	2TU,TU
			-	1	-	-----	2KE,3DK
			-	1	-	-----	3DK
6	34901-KVJ-911	BULB, HEADLIGHT(HS1) (12V 35/35W)	1	-	-	-----	3DK
			-	1	-	-----	2TU,TU
			-	1	-	-----	2KE,3DK
7	53208-GFM-970	CLIP, HEADLIGHT .....	2	-	-	-----	3DK
			-	2	-	-----	2TU,TU
			-	2	-	-----	2KE,3DK
8	90103-GFM-970	BOLT, ADJUSTER .....	1	-	-	-----	3DK
			-	1	-	-----	2TU,TU
			-	1	-	-----	2KE,3DK
9	90307-GFM-970	WASHER, LOCK, 6MM .....	1	-	-	-----	3DK
			-	1	-	-----	2TU,TU
			-	1	-	-----	2KE,3DK

3



Ref. No.	L.O.N.	(Relative ref. Number) Description	F.R.T.
1		(2) BULB, METER .....	0.4
		.NOTE: Same time for two units or more	
4		SPEEDOMETER ASSEMBLY .....	0.4
5		CASE, METER .....	0.5
8		SPEEDOMETER .....	0.6
9		CASE, METER :LOWER .....	0.4
10		SOCKET ASSY., METER BULB .....	0.4
11		CABLE, SPEEDOMETER .....	0.3

KYY3F0200

Ref. No.	Part No.	Description	Reqd. QTY		Serial No.	Parts catalogue code
			CGX125SH	E		
1	34908-KYA-601	BULB, WEDGE BASE(T10) (12V 3.4W)	1	-	-----	2AG,2CL,2PE,AG,CL,DK,MX,PE
			-	1	-----	2CL,2PE,3AG,3CO,3DK,4AG,4CO,5AG,CL,DK,PE
			-	-	1	-----
2	34910-GFM-901	BULB, WEDGE BASE(T10) (12V 1.7W)	3	-	-----	2AG,2CL,2PE,AG,CL,DK,MX,PE
			-	3	-----	2CL,2PE,3AG,3CO,3DK,4AG,4CO,5AG,CL,DK,PE
			-	-	3	-----
3	37111-KVX-600	SCREW, TAPPING, 4.2X14 .....	5	-	-----	2AG,2CL,2PE,AG,CL,DK,MX,PE
			-	5	-----	2CL,2PE,3AG,3CO,3DK,4AG,4CO,5AG,CL,DK,PE
			-	-	5	-----
4	37200-KYY-970	SPEEDOMETER ASSY. ....	1	-	-----	2AG,2CL,2PE,AG,CL,DK,MX,PE
			-	1	-----	2CL,2PE,3AG,3CO,3DK,4AG,4CO,5AG,CL,DK,PE
			-	-	1	-----
5	37210-KYY-970	CASE COMP., METER .....	1	-	-----	2AG,2CL,2PE,AG,CL,DK,MX,PE
			-	1	-----	2CL,2PE,3AG,3CO,3DK,4AG,4CO,5AG,CL,DK,PE
			-	-	1	-----
6	37215-KPN-J00	RUBBER, METER SETTING .....	3	-	-----	2AG,2CL,2PE,AG,CL,DK,MX,PE
			-	3	-----	2CL,2PE,3AG,3CO,3DK,4AG,4CO,5AG,CL,DK,PE
			-	-	3	-----
7	37215-KR1-760	CLAMP .....	1	-	-----	2AG,2CL,2PE,AG,CL,DK,MX,PE
			-	1	-----	2CL,2PE,3AG,3CO,3DK,4AG,4CO,5AG,CL,DK,PE
			-	-	1	-----
8	37220-KYY-970	SPEEDOMETER COMP. (KPH) .....	1	-	-----	2AG,2CL,2PE,AG,CL,DK,MX,PE
			-	1	-----	2CL,2PE,3AG,3CO,3DK,4AG,4CO,5AG,CL,DK,PE
			-	-	1	-----

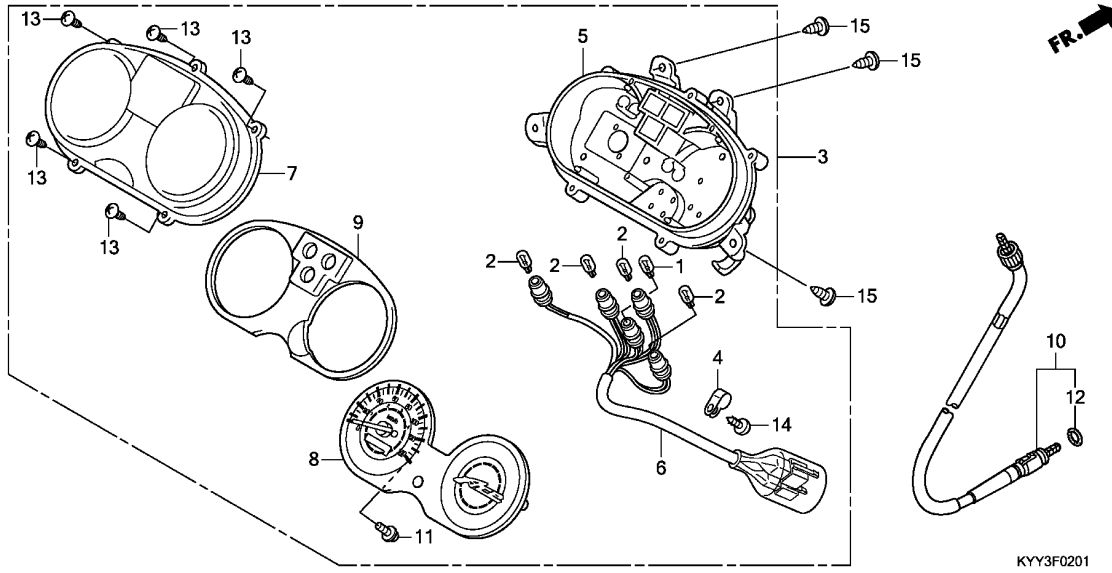
Ref. No.	Part No.	Description	Reqd. QTY			Serial No.	Parts catalogue code
			CGX125SH	C	D		
9	37223-KYY-970	CASE, LOWER .....	1	-	-	-----	2AG,2CL,2PE,AG,CL,DK,MX,PE
			-	1	-	-----	2CL,2PE,3AG,3CO,3DK,4AG,4CO,5AG,CL,DK,PE
			-	-	1	-----	2DK,CL,DK,KE,PE,SA
10	37224-KYY-970	SOCKET COMP. ....	1	-	-	-----	2AG,2CL,2PE,AG,CL,DK,MX,PE
			-	1	-	-----	2CL,2PE,3AG,3CO,3DK,4AG,4CO,5AG,CL,DK,PE
			-	-	1	-----	2DK,CL,DK,KE,PE,SA
11	44830-KYY-901	CABLE ASSY., SPEEDOMETER ....	1	-	-	-----	2AG,2CL,2PE,AG,CL,DK,MX,PE
			-	1	1	-----	2DK,3AG,3CO,4AG,4CO,KE,SA
			-	1	-	-----	2CL,2PE,3DK,5AG,CL,DK,PE
	44830-KYY-761	.....	-	-	1	-----	CL,DK,PE
12	86150-KYS-940	EMBLEM, PRODUCT .....	1	-	-	-----	2AG,2CL,2PE,AG,CL,DK,MX,PE
			-	1	-	-----	2CL,2PE,3AG,3CO,3DK,4AG,4CO,5AG,CL,DK,PE
			-	-	1	-----	2DK,CL,DK,KE,PE,SA
13	90525-KYY-970	WASHER, PLAIN, 6MM .....	3	-	-	-----	2AG,2CL,2PE,AG,CL,DK,MX,PE
			-	3	-	-----	2CL,2PE,3AG,3CO,3DK,4AG,4CO,5AG,CL,DK,PE
			-	-	3	-----	2DK,CL,DK,KE,PE,SA
14	91352-671-003	O-RING, 8.5X1.5(ARAI) .....	1	-	-	-----	2AG,2CL,2PE,AG,CL,DK,MX,PE
			1	-	-	-----	2AG,2CL,2PE,AG,CL,DK,MX,PE
			-	1	1	-----	2DK,3AG,3CO,4AG,4CO,KE,SA
			-	1	1	-----	2DK,3AG,3CO,4AG,4CO,KE,SA
			-	1	-	-----	2CL,2PE,3DK,5AG,CL,DK,PE
15	93891-04012-00	SCREW-WASHER, 4X12 .....	2	-	-	-----	2AG,2CL,2PE,AG,CL,DK,MX,PE
			-	2	-	-----	2CL,2PE,3AG,3CO,3DK,4AG,4CO,5AG,CL,DK,PE
			-	-	2	-----	2DK,CL,DK,KE,PE,SA
			3	-	-	-----	2AG,2CL,2PE,AG,CL,DK,MX,PE
			-	3	-	-----	2CL,2PE,3AG,3CO,3DK,4AG,4CO,5AG,CL,DK,PE
16	93901-22320	SCREW, TAPPING, 3X12 .....	3	-	-	-----	2AG,2CL,2PE,AG,CL,DK,MX,PE
			-	3	-	-----	2CL,2PE,3AG,3CO,3DK,4AG,4CO,5AG,CL,DK,PE
			-	-	3	-----	2DK,CL,DK,KE,PE,SA
17	93903-24320	SCREW, TAPPING, 4X12 .....	1	-	-	-----	2AG,2CL,2PE,AG,CL,DK,MX,PE
			-	1	-	-----	2CL,2PE,3AG,3CO,3DK,4AG,4CO,5AG,CL,DK,PE
			-	-	1	-----	2DK,CL,DK,KE,PE,SA
18	94001-06080-0S	NUT, HEX., 6MM .....	3	-	-	-----	2AG,2CL,2PE,AG,CL,DK,MX,PE
			-	3	-	-----	2CL,2PE,3AG,3CO,3DK,4AG,4CO,5AG,CL,DK,PE
			-	-	3	-----	2DK,CL,DK,KE,PE,SA



F-2-1

METER(2)

G 6

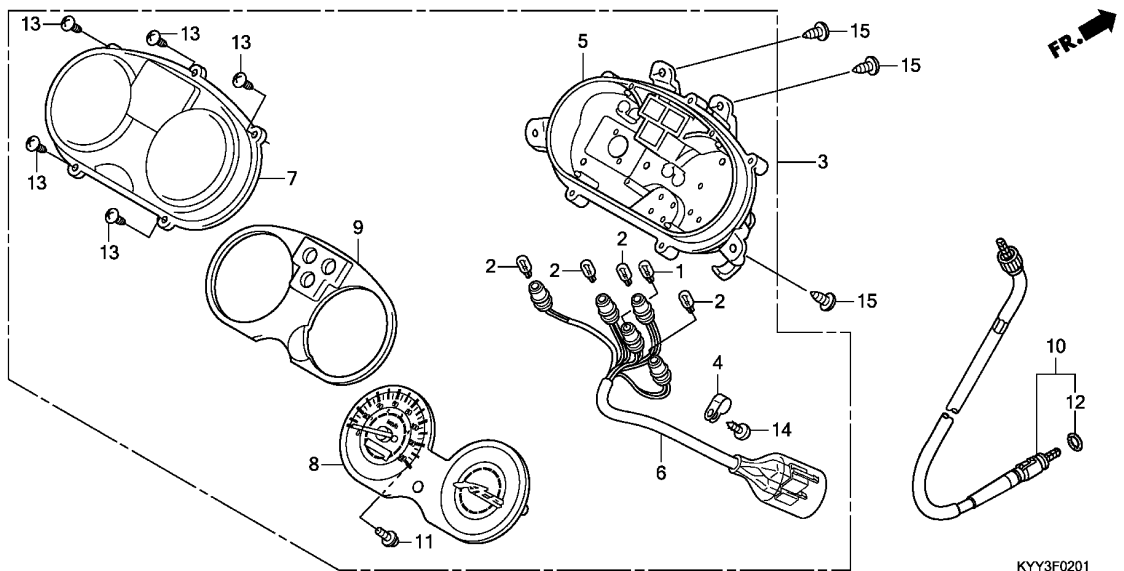


KYY3F0201

Ref. No.	L.O.N.	(Relative ref. Number) Description	F.R.T.
1		(2)	
	6161X8	BULB, METER(A) .....	0.2
		.NOTE: Same time for two units or more	
3	8121J4	SPEEDOMETER ASSEMBLY(A) .....	0.3
5	8121D5	CASE, METER(A) :LOWER .....	0.5
6	6161G4	SOCKET ASSY., METER BULB .....	0.4
7	8121B7	LENS, METER .....	0.3
8	8121H1	SPEEDOMETER .....	0.6
9	4131A3	PLATE, REFLECTING .....	0.3
10	8111C5	CABLE, SPEEDOMETER(A) .....	0.2

3

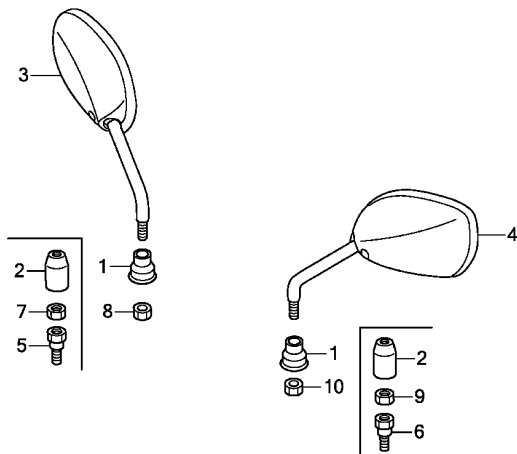
Ref. No.	Part No.	Description	Reqd. QTY			Serial No.	Parts catalogue code
			CGX125SH	C	D		
1	34909-GGC-900	BULB, WEDGE BASE(T10 12V 3W)	1	-	-	-----	3DK
			-	1	-	-----	2TU,TU
			-	-	1	-----	2KE,3DK
2	34910-GFM-901	BULB, WEDGE BASE(T10) (12V 1.7W)	4	-	-	-----	3DK
			-	4	-	-----	2TU,TU
			-	-	4	-----	2KE,3DK
3	37200-KYY-980	SPEEDOMETER ASSY. ....	1	-	-	-----	3DK
			-	1	-	-----	2TU,TU
			-	-	1	-----	2KE,3DK
4	37215-KR1-760	CLAMP .....	1	-	-	-----	3DK
			-	1	-	-----	2TU,TU
			-	-	1	-----	2KE,3DK
5	37220-KYY-980	CASE ASSY. ....	1	-	-	-----	3DK
			-	1	-	-----	2TU,TU
			-	-	1	-----	2KE,3DK
6	37224-KYY-980	SOCKET COMP. ....	1	-	-	-----	3DK
			-	1	-	-----	2TU,TU
			-	-	1	-----	2KE,3DK
7	37230-KYY-901	LENS .....	1	-	-	-----	3DK
			-	1	-	-----	2TU,TU
			-	-	1	-----	2KE,3DK
8	37230-KYY-980	SPEEDOMETER COMP.(KPH) .....	1	-	-	-----	3DK
			-	1	-	-----	2TU,TU
			-	-	1	-----	2KE,3DK
9	37240-KYY-980	PLATE ASSY., REFLECTING .....	1	-	-	-----	3DK
			-	1	-	-----	2TU,TU
			-	-	1	-----	2KE,3DK



KYY3F0201

Ref. No.	Part No.	Description	Reqd. QTY			Serial No.	Parts catalogue code
			CGX125SH	C	D		
10	44830-KYY-901	CABLE ASSY., SPEEDOMETER	1	-	-	-----	3DK 2TU,TU 2KE,3DK
11	90035-GFM-901	SCREW-WASHER, SPECIAL, 4X12	2	-	-	-----	3DK 2TU,TU 2KE,3DK
12	91352-671-003	O-RING, 8.5X1.5(ARAI)	1	-	-	-----	3DK
	91352-671-004	O-RING, 8.5X1.5(NOK)	1	-	-	-----	3DK
	91352-671-003	O-RING, 8.5X1.5(ARAI)	-	1	-	-----	2TU,TU
	91352-671-004	O-RING, 8.5X1.5(NOK)	-	1	-	-----	2TU,TU
	91352-671-003	O-RING, 8.5X1.5(ARAI)	-	-	1	-----	2KE,3DK
	91352-671-004	O-RING, 8.5X1.5(NOK)	-	-	1	-----	2KE,3DK
13	93901-22320	SCREW, TAPPING, 3X12	5	-	-	-----	3DK 2TU,TU 2KE,3DK
			-	5	-	-----	3DK
14	93903-24320	SCREW, TAPPING, 4X12	1	-	-	-----	3DK 2TU,TU 2KE,3DK
			-	1	-	-----	3DK
15	93903-35320	SCREW, TAPPING, 5X16	4	-	-	-----	3DK 2TU,TU 2KE,3DK
			-	4	-	-----	3DK
			-	-	4	-----	2TU,TU 2KE,3DK





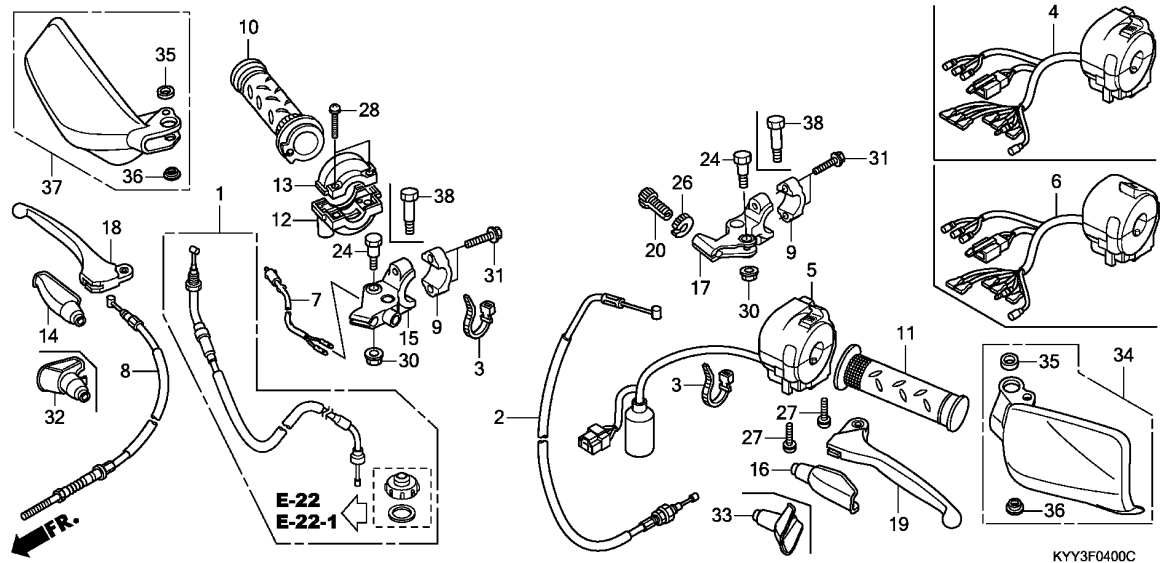
KYY3F0300

Ref. L.O.N. (Relative ref. Number) F.R.T.  
No. Description

NO INFORMATION .....

3

Ref. No.	Part No.	Description	Reqd. QTY			Serial No.	Parts catalogue code
			CGX125SH	C	D		
1	88113-GN5-900	CAP, LOCK NUT .....	2	2	2	-----	2AG,2CL,2DK,2KE,2PE,3AG,3CO,3DK,4AG,4CO,5AG,AG,CL,DK,KE,MX,PE
2	88130-KYY-A00	CAP, LOCK NUT .....	-	2	2	-----	2TU,SA,TU
3	88210-KYY-970	MIRROR COMP., R. ....	1	-	-	-----	
	88210-KYY-A00	.....	-	1	1	-----	2TU,SA,TU
	88210-KYY-900	.....	-	1	-	-----	2CL,2PE,3DK,5AG,CL,DK,PE
	88210-KYY-970	.....	-	1	-	-----	3AG,3CO,4AG,4CO
	88210-KYY-900	.....	-	-	1	-----	2DK,2KE,3DK,KE
	88210-KYY-900	.....	-	-	1	-----	CL,DK,PE
4	88220-KYY-970	MIRROR COMP., L. ....	1	-	-	-----	
	88220-KYY-A00	.....	-	1	1	-----	2TU,SA,TU
	88220-KYY-900	.....	-	1	-	-----	2CL,2PE,3DK,5AG,CL,DK,PE
	88220-KYY-970	.....	-	1	-	-----	3AG,3CO,4AG,4CO
	88220-KYY-900	.....	-	-	1	-----	2DK,2KE,3DK,KE
	88220-KYY-900	.....	-	-	1	-----	CL,DK,PE
5	90101-KVC-A40	BOLT, R. ADAPTER, 10MM .....	-	1	1	-----	2TU,SA,TU
6	90102-KVC-A40	BOLT, L. ADAPTER, 10MM .....	-	1	1	-----	2TU,SA,TU
7	90301-KVC-A40	NUT, HEX., 10MM .....	-	1	1	-----	2TU,SA,TU
8	90301-KYY-900	NUT, HEX., 10MM (LEFT HAND THREAD)	1	1	1	-----	2AG,2CL,2DK,2KE,2PE,3AG,3CO,3DK,4AG,4CO,5AG,AG,CL,DK,KE,MX,PE
9	90302-KVC-A40	NUT, HEX., 10MM (LEFT HAND THREAD)	-	1	1	-----	2TU,SA,TU
10	94001-10000-0S	NUT, HEX., 10MM .....	1	-	-	-----	
	90302-KYY-900	.....	-	1	-	-----	2CL,2PE,3DK,5AG,CL,DK,PE
	94001-10000-0S	.....	-	1	-	-----	3AG,3CO,4AG,4CO
	90302-KYY-900	.....	-	-	1	-----	2DK,2KE,3DK,KE
	90302-KYY-900	.....	-	-	1	-----	CL,DK,PE



Ref. No.	L.O.N.	(Relative ref. Number) Description	F.R.T.
1	811100	CABLE, THROTTLE .....	0.4
2	811115	CABLE, CLUTCH .....	0.4
5		(4,6)	
	615118	SWITCH, WINKER .....	0.4
7	6151B2	SWITCH, FRONT STOP .....	0.3
8	811125	CABLE, FRONT BRAKE .....	0.3
10	810150	GRIP, THROTTLE .....	0.2
11	8101C0	GRIP, HANDLE :LEFT .....	0.1
12	810155	HOUSING, THROTTLE .....	0.2
15	8101C9	BRACKET, HANDLE LEVER :RIGHT ..	0.3
17	8101C8	BRACKET, HANDLE LEVER :LEFT ..	0.2
	8101D0	BRACKET, HANDLE LEVER :BOTH ..	0.5
18	8101C7	LEVER, HANDLE :RIGHT .....	0.1
19	8101C6	LEVER, HANDLE :LEFT .....	0.1
	8101F5	LEVER, HANDLE :BOTH .....	0.2
34	8101E2	GUARD, KNUCKLE :LEFT .....	0.1
37	8101E3	GUARD, KNUCKLE :RIGHT .....	0.1

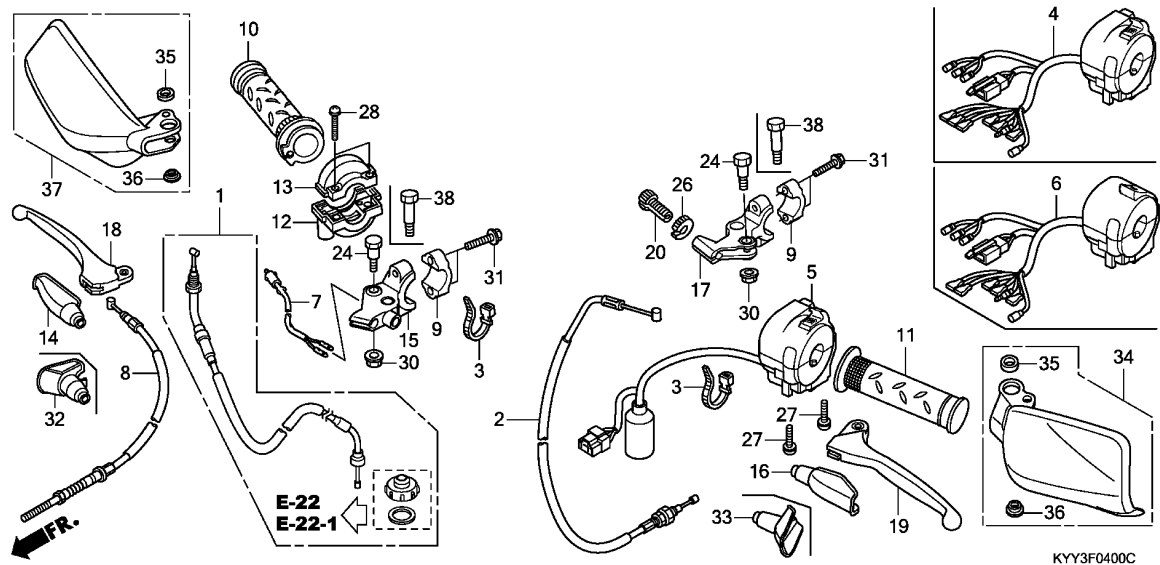
Ref. No.	Part No.	Description	Reqd. QTY			Serial No.	Parts catalogue code
			CGX125SH	C	D		
1	17920-KYY-305	CABLE SET, THROTTLE .....	1	-	1	-----	2KE,3DK
	17920-KYY-970	.....	1	-	-----	-----	2AG,2CL,2PE,AG,CL,DK,MX,PE
			-	1	-----	-----	2CL,2PE,3AG,3CO,3DK,4AG,4CO,5AG,CL,DK,PE
			-	-	-----	-----	2DK,KE
2	22870-KYY-901	CABLE COMP., CLUTCH .....	1	-	1	-----	2KE,3DK
	22870-KYY-971	.....	1	-	-----	-----	2AG,2CL,2PE,AG,CL,DK,MX,PE
			-	1	1	-----	2DK,3AG,3CO,4AG,4CO,KE
	22870-KYY-761	.....	-	1	-----	-----	2CL,2PE,3DK,5AG,CL,DK,PE
3	32161-404-000	BAND B1, WIRE .....	2	2	-	-----	2AG,2CL,2PE,3AG,3CO,3DK,4AG,4CO,5AG,AG,CL,DK,MX,PE
			-	-	2	-----	2DK,2KE,3DK,KE
4	35200-KYY-970	SWITCH ASSY., WINKER .....	1	-	-	-----	2PE,DK,MX,PE
			-	1	-	-----	2PE,3CO,3DK,4CO,DK,PE
			-	-	1	-----	2DK,KE
5	35200-KYY-980	SWITCH ASSY., WINKER .....	1	-	1	-----	2KE,3DK
6	35200-KYY-630	SWITCH ASSY., WINKER .....	1	-	-	-----	2AG,2CL,AG,CL
	35200-KYY-840	.....	-	1	-	-----	2CL,5AG,CL
	35200-KYY-630	.....	-	1	-	-----	3AG,4AG
7	35340-KWK-901	SWITCH ASSY., FR. STOP .....	1	1	-	-----	2AG,2CL,2PE,3AG,3CO,3DK,4AG,4CO,5AG,AG,CL,DK,MX,PE
			-	-	1	-----	2DK,2KE,3DK,KE
8	45450-KYY-900	CABLE COMP., FR. BRAKE .....	1	-	1	-----	2KE,3DK
	45450-KYY-970	.....	1	-	-	-----	2AG,2CL,2PE,AG,CL,DK,MX,PE
			-	1	-	-----	2CL,2PE,3AG,3CO,3DK,4AG,4CO,5AG,CL,DK,PE
			-	-	1	-----	2DK,KE
9	45517-KCS-W60	HOLDER, MASTER CYLINDER .....	2	2	-	-----	2AG,2CL,2PE,3AG,3CO,3DK,4AG,4CO,5AG,AG,CL,DK,MX,PE
			-	-	2	-----	2DK,2KE,3DK,KE
10	53140-KYY-970	GRIP COMP., THROTTLE .....	1	1	-	-----	2AG,2CL,2PE,3AG,3CO,3DK,4AG,4CO,5AG,AG,CL,DK,MX,PE
			-	-	1	-----	2DK,2KE,3DK,KE



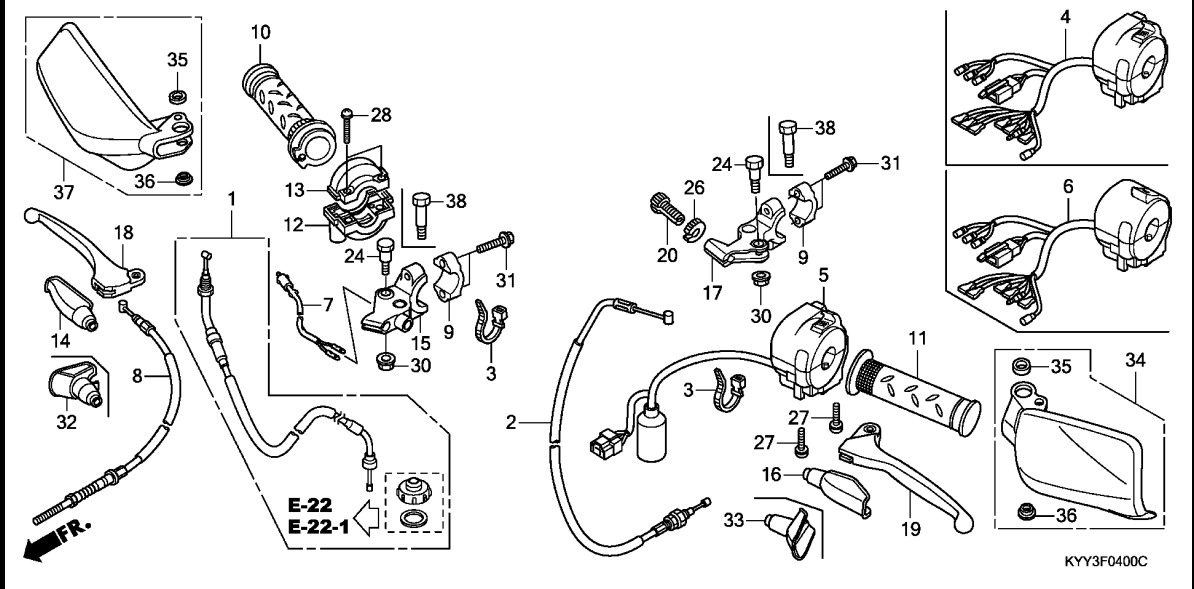
F-4

HANDLE LEVER/SWITCH/CABLE(1)

G10



Ref. No.	Part No.	Description	Reqd. QTY			Serial No.	Parts catalogue code
			CGX125SH	C	D		
11	53166-KYY-970	GRIP, L. HANDLE .....	1	1	-	-----	2AG,2CL,2PE,3AG,3CO,3DK,4AG,4CO,5AG,AG,CL,DK,MX,PE
			-	-	1	-----	2DK,2KE,3DK,KE
12	53167-GE4-000	HOUSING, THROTTLE .....	1	1	-	-----	2AG,2CL,2PE,3AG,3CO,3DK,4AG,4CO,5AG,AG,CL,DK,MX,PE
		(UNDER)	-	-	1	-----	2DK,2KE,3DK,KE
13	53168-KYY-920	HOUSING, UNDER THROTTLE .....	1	1	-	-----	2AG,2CL,2PE,3AG,3CO,3DK,4AG,4CO,5AG,AG,CL,DK,MX,PE
		(UPPER)	-	-	1	-----	2DK,2KE,3DK,KE
14	53171-402-700	COVER, R. HANDLE LEVER .....	1	-	-	-----	3AG,3CO,4AG,4CO
			-	-	1	-----	2DK,2KE,3DK,KE
15	53171-KYY-900	BRACKET, R. HANDLE LEVER .....	1	1	-	-----	2AG,2CL,2PE,3AG,3CO,3DK,4AG,4CO,5AG,AG,CL,DK,MX,PE
			-	-	1	-----	2DK,2KE,3DK,KE
16	53172-402-700	COVER, L. HANDLE LEVER .....	1	-	-	-----	3AG,3CO,4AG,4CO
			-	-	1	-----	2DK,2KE,3DK,KE
17	53172-KYY-920	BRACKET, L. HANDLE LEVER .....	1	1	-	-----	2AG,2CL,2PE,3AG,3CO,3DK,4AG,4CO,5AG,AG,CL,DK,MX,PE
			-	-	1	-----	2DK,2KE,3DK,KE
18	53175-KYY-900	LEVER COMP., R. HANDLE .....	1	1	-	-----	2AG,2CL,2PE,3AG,3CO,3DK,4AG,4CO,5AG,AG,CL,DK,MX,PE
			-	-	1	-----	2DK,2KE,3DK,KE
19	53178-KYY-900	LEVER COMP., L. HANDLE .....	1	1	-	-----	2AG,2CL,2PE,3AG,3CO,3DK,4AG,4CO,5AG,AG,CL,DK,MX,PE
			-	-	1	-----	2DK,2KE,3DK,KE
20	53192-KTJ-900	BOLT, WIRE ADJUSTING .....	1	1	-	-----	2AG,2CL,2PE,3AG,3CO,3DK,4AG,4CO,5AG,AG,CL,DK,MX,PE
			-	-	1	-----	2DK,2KE,3DK,KE
24	90113-KYY-900	BOLT, HANDLE LEVER PIVOT .....	2	-	-	-----	3AG,3CO,4AG,4CO
			-	2	-	-----	2DK,2KE,3DK,KE
			-	-	2	-----	2DK,2KE,3DK,KE



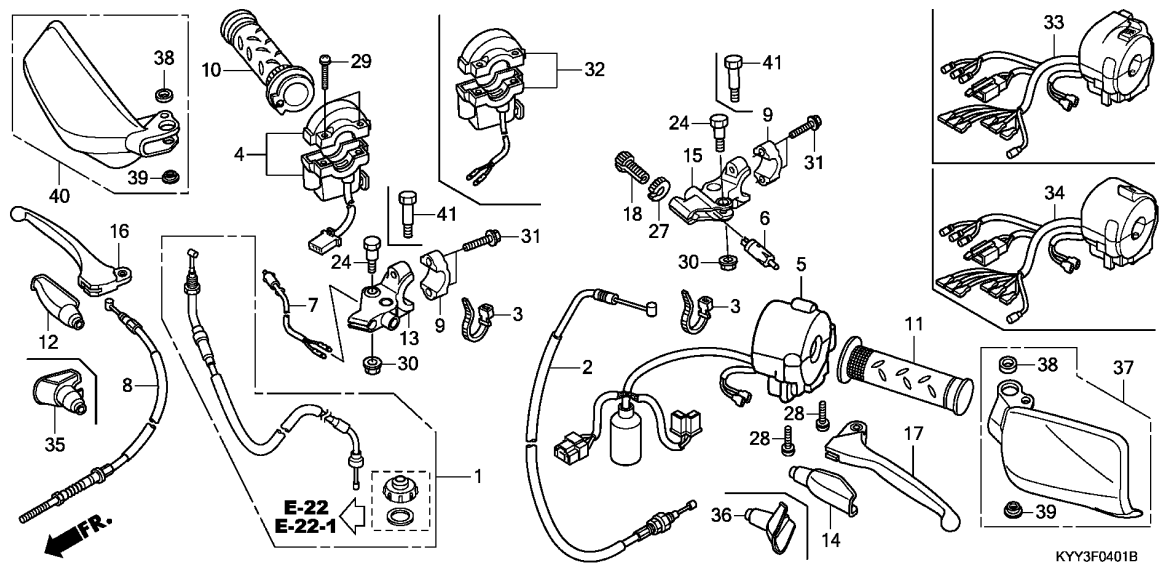
Ref. No.	Part No.	Description	Reqd. QTY			Serial No.	Parts catalogue code
			CGX125SH	C	D		
26	90321-KTJ-900	NUT, FIXING	1	1	-	2AG,2CL,2PE,3AG,3CO,3DK,4AG,4CO,5AG,AG,CL,DK,MX,PE	
27	93500-05020-0G	SCREW, PAN, 5X20	2	2	-	2DK,2KE,3DK,KE	
28	93500-05025-0A	SCREW, PAN, 5X25	2	2	-	2AG,2CL,2PE,3AG,3CO,3DK,4AG,4CO,5AG,AG,CL,DK,MX,PE	
30	94050-06000	NUT, FLANGE, 6MM	2	2	-	2DK,2KE,3DK,KE	
			-	-	2	2AG,2CL,2PE,3AG,3CO,3DK,4AG,4CO,5AG,AG,CL,DK,MX,PE	
31	95701-06022-07	BOLT, FLANGE, 6X22	4	4	-	2DK,2KE,3DK,KE	
			-	-	4	2AG,2CL,2PE,3AG,3CO,3DK,4AG,4CO,5AG,AG,CL,DK,MX,PE	
32	53171-KYY-760	COVER, R. HANDLE LEVER	-	1	-	2CL,2PE,3DK,5AG,CL,DK,PE	
33	53172-KYY-760	COVER, L. HANDLE LEVER	-	1	-	2CL,2PE,3DK,5AG,CL,DK,PE	
34	53180-KYY-760ZB	GUARD, L. KNUCKLE	-	-	-	2CL,2PE,3DK,5AG,CL,DK,PE	
		*NH1*.....BLACK	-	1	-	2CL,2PE,3DK,5AG,CL,DK,PE	
35	53181-KYY-760	COLLAR, KNUCKLE GUARD	-	2	-	2CL,2PE,3DK,5AG,CL,DK,PE	
36	53182-KYY-760	COLLAR, KNUCKLE GUARD MOUNT	-	2	-	2CL,2PE,3DK,5AG,CL,DK,PE	
37	53190-KYY-760ZB	GUARD, R. KNUCKLE	-	-	-	2CL,2PE,3DK,5AG,CL,DK,PE	
		*NH1*.....BLACK	-	1	-	2CL,2PE,3DK,5AG,CL,DK,PE	
38	90113-KYY-760	BOLT, HANDLE LEVER PIVOT	-	2	-	2CL,2PE,3DK,5AG,CL,DK,PE	



F-4-1

HANDLE LEVER/SWITCH/CABLE(2)

G12



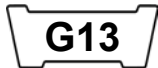
Ref. No.	L.O.N.	(Relative ref. Number) Description	F.R.T.
1	811100	CABLE, THROTTLE .....	0.4
2	811115	CABLE, CLUTCH .....	0.4
4		(32)	
4	615116	SWITCH, STARTER .....	0.3
5		(33,34)	
5	615118	SWITCH, WINKER .....	0.4
6	6151A9	SWITCH, CLUTCH .....	0.2
7	6151B2	SWITCH, FRONT STOP .....	0.3
8	811125	CABLE, FRONT BRAKE .....	0.3
10	810150	GRIP, THROTTLE .....	0.2
11	8101C0	GRIP, HANDLE :LEFT .....	0.1
13	8101C9	BRACKET, HANDLE LEVER :RIGHT ..	0.3
15	8101C8	BRACKET, HANDLE LEVER :LEFT ..	0.2
	8101D0	BRACKET, HANDLE LEVER :BOTH ..	0.5
16	8101C7	LEVER, HANDLE :RIGHT .....	0.1
17	8101C6	LEVER, HANDLE :LEFT .....	0.1
	8101F5	LEVER, HANDLE :BOTH .....	0.2
37	8101E2	GUARD, KNUCKLE :LEFT .....	0.1
40	8101E3	GUARD, KNUCKLE :RIGHT .....	0.1

Ref. No.	Part No.	Description	Reqd. QTY			Serial No.	Parts catalogue code
			CGX125SH	C	D		
1	17920-KYY-305	CABLE SET, THROTTLE .....	-	1	1	-----	2TU,SA,TU
	17920-KYY-970	.....	-	-	1	-----	CL,DK,PE
2	22870-KYY-901	CABLE COMP., CLUTCH .....	-	1	-	-----	2TU,TU
	22870-KYY-761	.....	-	-	1	-----	CL,DK,PE
	22870-KYY-971	.....	-	-	1	-----	SA
3	32161-404-000	BAND B1, WIRE .....	-	2	-	-----	2TU,TU
		.....	-	-	2	-----	CL,DK,PE,SA
4	35150-KYY-B52	SWITCH ASSY., STARTER .....	-	1	-	-----	2TU,TU
	35150-KYY-A72	.....	-	-	1	-----	SA
5	35200-KYY-B51	SWITCH ASSY., WINKER .....	-	1	-	-----	2TU,TU
6	35330-KWK-901	SWITCH COMP., FR. LEVER .....	-	1	-	-----	2TU,TU
		.....	-	-	1	-----	CL,DK,PE,SA
7	35340-KYY-901	SWITCH ASSY., FR. STOP .....	-	1	1	-----	2TU,SA,TU
	35340-KWK-901	.....	-	-	1	-----	CL,DK,PE
8	45450-KYY-900	CABLE COMP., FR. BRAKE .....	-	1	-	-----	2TU,TU
	45450-KYY-970	.....	-	-	1	-----	CL,DK,PE,SA
9	45517-KCS-W60	HOLDER, MASTER CYLINDER .....	-	2	-	-----	2TU,TU
		.....	-	-	2	-----	CL,DK,PE,SA
10	53140-KYY-900	GRIP COMP., THROTTLE .....	-	1	-	-----	2TU,TU
	53140-KYY-970	.....	-	-	1	-----	CL,DK,PE,SA
11	53166-KTT-900	GRIP, L. HANDLE .....	-	1	-	-----	2TU,TU
	53166-KYY-970	.....	-	-	1	-----	CL,DK,PE,SA
12	53171-402-700	COVER, R. HANDLE LEVER .....	-	1	1	-----	2TU,SA,TU
13	53171-KYY-900	BRACKET, R. HANDLE LEVER .....	-	1	-	-----	2TU,TU
		.....	-	-	1	-----	CL,DK,PE,SA
14	53172-402-700	COVER, L. HANDLE LEVER .....	-	1	1	-----	2TU,SA,TU

3

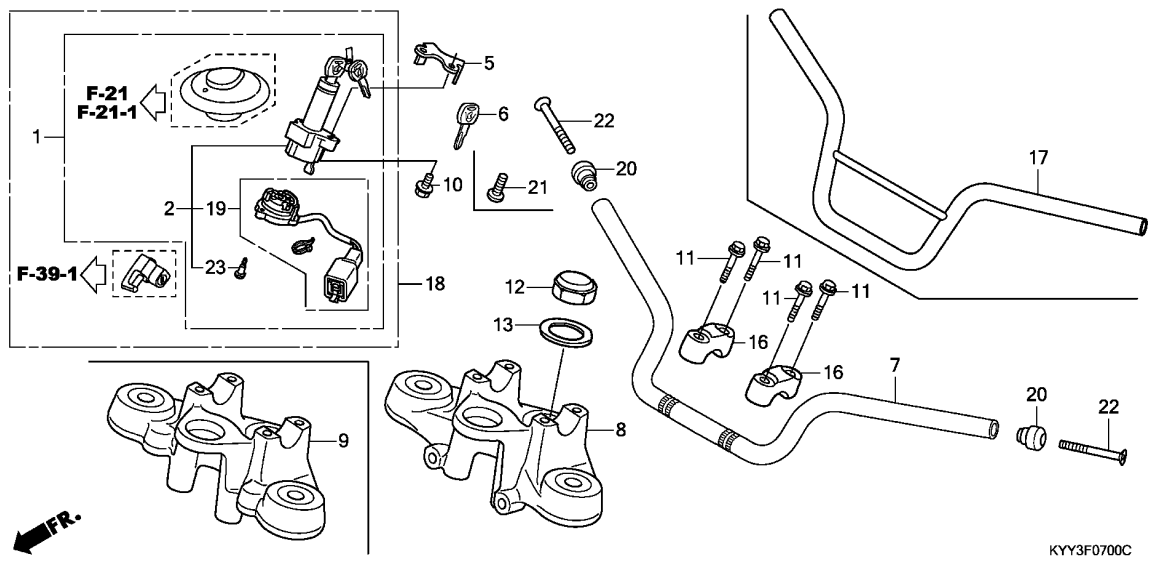
**F-4-1**

**HANDLE LEVER/SWITCH/CABLE(2)**



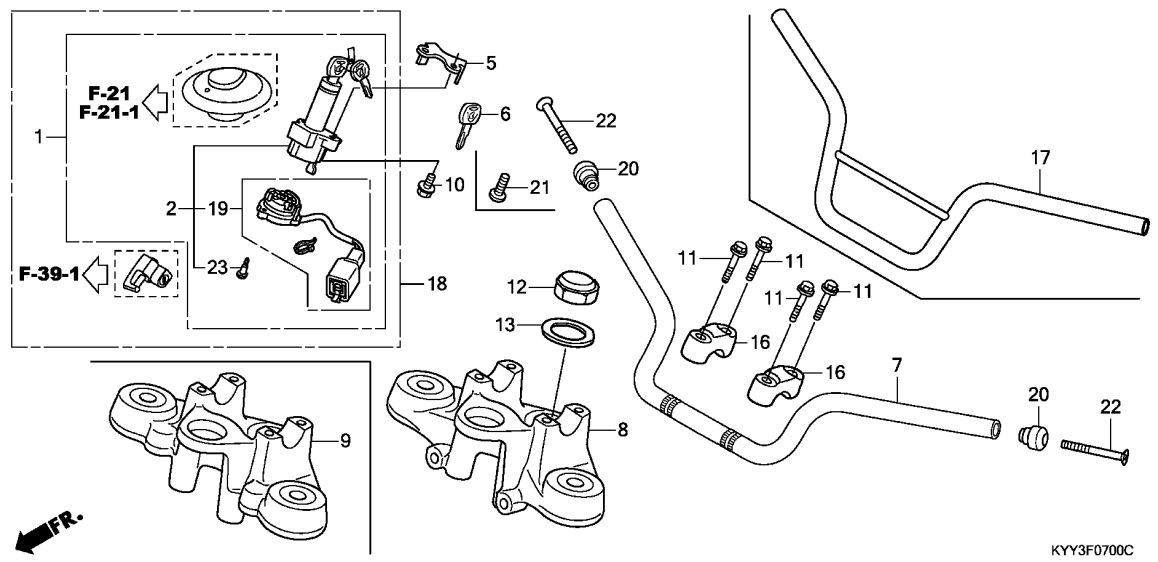
Ref. No.	Part No.	Description	Reqd. QTY			Serial No.	Parts catalogue code
			C	D	E		
15	53172-KYY-900	BRACKET, L. HANDLE LEVER .....	-	1	-	-----	2TU,TU CL,DK,PE,SA
16	53175-KYY-900	LEVER COMP., R. HANDLE .....	-	1	-	-----	2TU,TU CL,DK,PE,SA
17	53178-KYY-900	LEVER COMP., L. HANDLE .....	-	1	-	-----	2TU,TU CL,DK,PE,SA
18	53192-KTJ-900	BOLT, WIRE ADJUSTING .....	-	1	-	-----	2TU,TU CL,DK,PE,SA
24	90113-KYY-900	BOLT, HANDLE LEVER PIVOT .....	-	2	2	-----	2TU,SA,TU
27	90321-KTJ-900	NUT, FIXING .....	-	1	-	-----	2TU,TU CL,DK,PE,SA
28	93500-05020-0G	SCREW, PAN, 5X20 .....	-	2	-	-----	2TU,TU CL,DK,PE,SA
29	93500-05025-0G	SCREW, PAN, 5X25 .....	-	2	-	-----	2TU,TU CL,DK,PE,SA
30	94050-06000	NUT, FLANGE, 6MM .....	-	2	-	-----	2TU,TU CL,DK,PE,SA
31	95701-06022-07	BOLT, FLANGE, 6X22 .....	-	4	-	-----	2TU,TU CL,DK,PE,SA
32	35150-KYY-762	SWITCH ASSY., STARTER .....	-	-	1	-----	CL,DK,PE
33	35200-KYY-600	SWITCH ASSY., WINKER .....	-	-	1	-----	DK,PE
34	35200-KYY-G20	SWITCH ASSY., WINKER .....	-	-	1	-----	CL
	35200-KYY-S00	.....	-	-	1	-----	SA
35	53171-KYY-760	COVER, R. HANDLE LEVER .....	-	-	1	-----	CL,DK,PE
36	53172-KYY-760	COVER, L. HANDLE LEVER .....	-	-	1	-----	CL,DK,PE
37	53180-KYY-760ZB	GUARD, L. KNUCKLE *NH1*.....BLACK	-	-	1	-----	CL,DK,PE
38	53181-KYY-760	COLLAR, KNUCKLE GUARD .....	-	-	2	-----	CL,DK,PE
39	53182-KYY-760	COLLAR, KNUCKLE GUARD MOUNT .....	-	-	2	-----	CL,DK,PE
40	53190-KYY-760ZB	GUARD, R. KNUCKLE *NH1*.....BLACK	-	-	1	-----	CL,DK,PE
41	90113-KYY-760	BOLT, HANDLE LEVER PIVOT .....	-	-	2	-----	CL,DK,PE





Ref. No.	L.O.N.	(Relative ref. Number) Description	F.R.T.
1	6151A1	KEY SET .....	0.5
	6151D2	KEY SET(A) .....	0.6
		.NOTE: 3DK type	
2	615145	SWITCH, COMBINATION & LOCK ...	0.5
	6151E9	SWITCH, COMBINATION & LOCK(A) ...	0.6
		.NOTE: 3DK type	
7		(17)	
8	810100	PIPE, STEERING HANDLE .....	0.5
		(9)	
	510110	BRIDGE, FORK TOP .....	0.7
18	6151J7	KEY SET(B) .....	0.8
		.NOTE: 2TU/TU type	
19	6151C2	BASE, CONTACT .....	0.5
	6151F0	BASE, CONTACT(A) .....	0.6
		.NOTE: 3DK type	

Ref. No.	Part No.	Description	Reqd. QTY			Serial No.	Parts catalogue code
			CGX125SH	C	D		
1	35010-KYY-970	KEY SET .....	1	1	1	-----	2AG,2CL,2DK,2KE,2PE,3AG,3CO,3DK,4AG,4CO,5AG,AG,CL,DK,KE,MX,PE
	35010-KYY-980	.....	1	1	1	-----	2AG,2CL,2DK,2KE,2PE,3AG,3CO,3DK,4AG,4CO,5AG,AG,CL,DK,KE,MX,PE
2	35100-KYY-971	SWITCH ASSY., COMBINATION & LOCK	1	1	1	-----	2AG,2CL,2DK,2KE,2PE,3AG,3CO,3DK,4AG,4CO,5AG,AG,CL,DK,KE,MX,PE
	35100-KYY-980	.....	1	1	1	-----	2AG,2CL,2DK,2KE,2PE,3AG,3CO,3DK,4AG,4CO,5AG,AG,CL,DK,KE,MX,PE
	35100-KYY-B51	.....	-	1	1	-----	2TU,SA,TU
5	35106-KVX-600	COVER, COMBINATION SWITCH ...	1	1	1	-----	2AG,2CL,2DK,2KE,2PE,3AG,3CO,3DK,4AG,4CO,5AG,AG,CL,DK,KE,MX,PE
	35110-KYY-B50	.....	-	1	1	-----	2TU,SA,TU
6	35121-KTT-890	KEY, BLANK .....	(1)	(1)	(1)	-----	2AG,2CL,2DK,2KE,2PE,3AG,3CO,3DK,4AG,4CO,5AG,AG,CL,DK,KE,MX,PE
	35121-KTT-C01	.....	-	(1)	(1)	-----	2TU,SA,TU
7	53100-KYY-970	PIPE, STEERING HANDLE .....	1	-	-	-----	-----
	53100-KYY-900	.....	-	1	-	-----	2TU,TU
	53100-KYY-970	.....	-	1	-	-----	3AG,3CO,4AG,4CO
	53100-KYY-970	.....	-	-	1	-----	2DK,2KE,3DK,KE,SA
8	53230-KYY-900ZB	BRIDGE, FORK TOP	1	-	1	-----	2KE,3DK
	*NH1*.....BLACK	.....	-	1	-	-----	2TU,TU
	53230-KYY-900ZA	*NH105*...MAT BLACK (#15-#20)	-	1	-	-----	-----
9	53230-KYY-970ZB	BRIDGE, FORK TOP	1	-	-	-----	2AG,2CL,2PE,AG,CL,DK,MX,PE
	*NH1*.....BLACK	.....	-	1	1	-----	2DK,3AG,3CO,4AG,4CO,KE
	53230-KYY-970ZA	*NH105*...MAT BLACK (#15-#20)	-	1	-	-----	2CL,2PE,3DK,5AG,CL,DK,PE
	53230-KYY-970ZA	.....	-	-	1	-----	CL,DK,PE,SA
10	90104-MJ1-000	BOLT, FLANGE, 8X19 .....	2	2	2	-----	2AG,2CL,2DK,2KE,2PE,3AG,3CO,3DK,4AG,4CO,5AG,AG,CL,DK,KE,MX,PE
11	90117-383-000	BOLT, FLANGE, 6X28 .....	4	4	4	-----	-----
12	90304-159-000	NUT, STEERING STEM .....	1	1	1	-----	-----
13	90503-011-000	WASHER, STEERING STEM .....	1	1	1	-----	-----
16	95014-21201	HOLDER A2, HANDLE PIPE UPPER	2	2	2	-----	-----



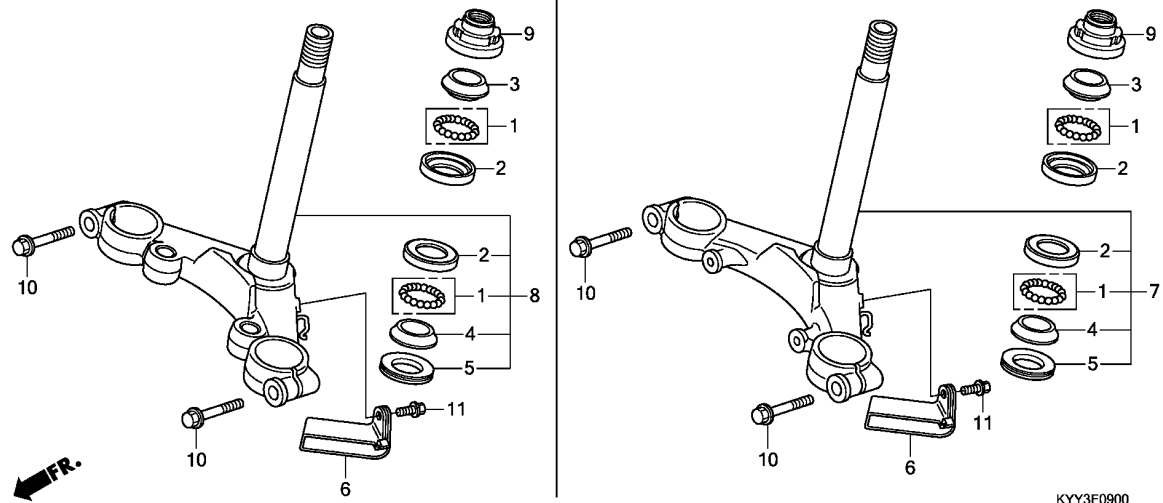
Ref. No.	Part No.	Description	Reqd. QTY			Serial No.	Parts catalogue code
			CGX125SH	C	D		
17	53100-KYY-770	PIPE, STEERING HANDLE	-	1	-	-----	2CL,2PE,3DK,5AG,CL,DK,PE
			-	-	1	-----	CL,DK,PE
18	35010-KYY-B50	KEY SET	-	1	-	-----	2TU,TU
	35010-KYY-S00		-	-	1	-----	SA
19	35101-KYY-B51	BASE COMP., CONTACT	-	1	1	-----	2TU,SA,TU
20	53105-KYY-900	WEIGHT, STEERING HANDLE	-	2	-	-----	2TU,TU
21	90107-MBG-000	BOLT, ONE-WAY, 8MM	-	2	2	-----	2TU,SA,TU
22	90126-KVX-600	SCREW, STEERING HANDLE WEIGHT	-	2	-	-----	2TU,TU
23	91059-GFM-901	SCREW, TAPPING, 3X16	-	3	3	-----	2TU,SA,TU



F-9

STEERING STEM(1)

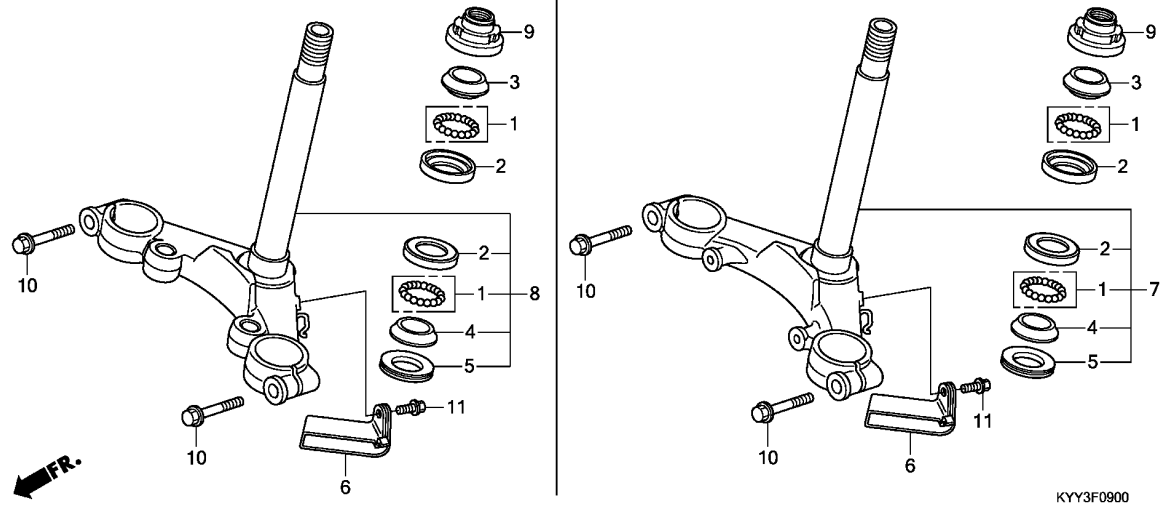
G16



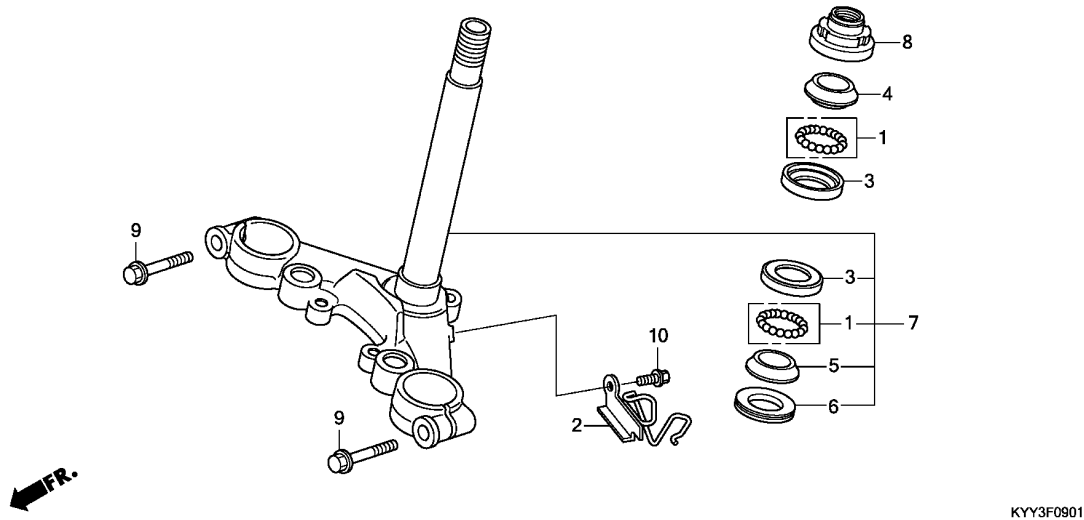
Ref. No.	L.O.N.	(Relative ref. Number) Description	F.R.T.
2		(1)	
	5101A0	RACE, STEERING BALL :UPPER ...	0.9
	5101A1	RACE, STEERING BALL :LOWER ...	0.9
	5101C9	RACE, STEERING BALL :BOTH ....	0.9
3	5101A9	RACE, STEERING TOP CONE .....	0.6
4		(1,5)	
	5101B0	RACE, STEERING BOTTOM CONE ...	1.1
7		(8)	
	510100	STEM OR SHAFT ASSY., STEERING	0.9
9	5101B2	THREAD, STEERING HEAD TOP ....	0.6

3

Ref. No.	Part No.	Description	Reqd. QTY			Serial No.	Parts catalogue code
			CGX125SH	C	D		
1	06530-KRF-H70	BALL ASSY., STEEL, #6X21 ....	2	-	-		
			-	2	-	-----	2TU,3AG,3CO,4AG,4CO,TU
			-	-	2	-----	2DK,2KE,3DK,KE,SA
2	50301-KCS-W60	RACE, STEERING BALL .....	2	-	-		
			-	2	-	-----	2TU,3AG,3CO,4AG,4CO,TU
			-	-	2	-----	2DK,2KE,3DK,KE,SA
3	53211-KCS-W60	RACE, STEERING TOP CONE .....	1	-	-		
			-	1	-	-----	2TU,3AG,3CO,4AG,4CO,TU
			-	-	1	-----	2DK,2KE,3DK,KE,SA
4	53212-KCS-W60	RACE, STEERING BOTTOM CONE ..	1	-	-		
			-	1	-	-----	2TU,3AG,3CO,4AG,4CO,TU
			-	-	1	-----	2DK,2KE,3DK,KE,SA
5	53214-001-010	DUST SEAL, STEERING HEAD ....	1	-	-		
			-	1	-	-----	2TU,3AG,3CO,4AG,4CO,TU
			-	-	1	-----	2DK,2KE,3DK,KE,SA
6	53216-KYY-900	PLATE, WIRE HARNESS GUIDE ...	1	-	-		
			-	1	-	-----	2TU,3AG,3CO,4AG,4CO,TU
			-	-	1	-----	2DK,2KE,3DK,KE,SA
7	53219-KYY-900	STEM SUB ASSY., STEERING ....	1	-	-		
			-	1	-	-----	3DK
			-	-	1	-----	2TU,TU
			-	-	1	-----	2KE,3DK,SA
8	53219-KYY-970	STEM SUB ASSY., STEERING ....	1	-	-		
			-	1	-	-----	2AG,2CL,2PE,AG,CL,DK,MX,PE
			-	1	1	-----	2DK,3AG,3CO,4AG,4CO,KE
9	53220-074-000	THREAD COMP., STEERING HEAD					
		TOP	1	-	-		
			-	1	-	-----	2TU,3AG,3CO,4AG,4CO,TU
			-	-	1	-----	2DK,2KE,3DK,KE,SA



Ref. No.	Part No.	Description	Reqd. QTY			Serial No.	Parts catalogue code
			CGX125SH				
			C	D	E		
10	95701-08035-07	BOLT, FLANGE, 8X35 .....	2	-	-		
			-	2	-	-----	2TU,3AG,3CO,4AG,4CO,TU
			-	-	2	-----	2DK,2KE,3DK,KE,SA
11	96001-06012-07	BOLT, FLANGE, 6X12 .....	1	-	-		
			-	1	-	-----	2TU,3AG,3CO,4AG,4CO,TU
			-	-	1	-----	2DK,2KE,3DK,KE,SA



Ref. No.	L.O.N.	(Relative ref. Number) Description	F.R.T.
3		(1)	
5101A0		RACE, STEERING BALL :UPPER ...	0.9
5101A1		RACE, STEERING BALL :LOWER ...	0.9
5101C9		RACE, STEERING BALL :BOTH ....	0.9
4	5101A9	RACE, STEERING TOP CONE .....	0.6
5		(1,6)	
5101B0		RACE, STEERING BOTTOM CONE ...	1.1
7	510100	STEM OR SHAFT ASSY., STEERING	0.9
8	5101B2	THREAD, STEERING HEAD TOP ....	0.6

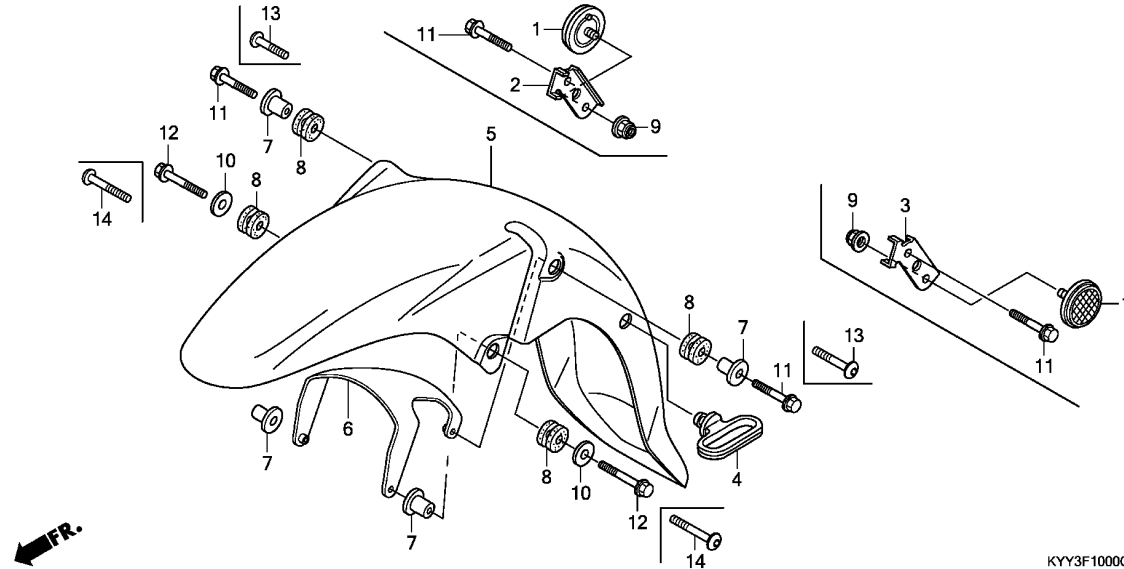
3

Ref. No.	Part No.	Description	Reqd. QTY			Serial No.	Parts catalogue code
			CGX125SH	C	D		
1	06530-KRF-H70	BALL ASSY., STEEL, #6X21 ....	-	2	-	-----	2CL,2PE,3DK,5AG,CL,DK,PE
2	45158-KYY-760	GUIDE COMP., CABLE .....	-	1	-	-----	CL,DK,PE
3	50301-KCS-W60	RACE, STEERING BALL .....	-	2	-	-----	2CL,2PE,3DK,5AG,CL,DK,PE
4	53211-KCS-W60	RACE, STEERING TOP CONE .....	-	1	-	-----	CL,DK,PE
5	53212-KCS-W60	RACE, STEERING BOTTOM CONE ..	-	1	-	-----	2CL,2PE,3DK,5AG,CL,DK,PE
6	53214-001-010	DUST SEAL, STEERING HEAD ....	-	1	-	-----	CL,DK,PE
7	53219-KYY-760	STEM SUB ASSY., STEERING ....	-	1	-	-----	2CL,2PE,3DK,5AG,CL,DK,PE
8	53220-074-000	THREAD COMP., STEERING HEAD	-	1	-	-----	CL,DK,PE
		TOP	-	1	-	-----	2CL,2PE,3DK,5AG,CL,DK,PE
9	95701-08035-07	BOLT, FLANGE, 8X35 .....	-	2	-	-----	CL,DK,PE
10	96001-06012-07	BOLT, FLANGE, 6X12 .....	-	1	-	-----	2CL,2PE,3DK,5AG,CL,DK,PE

**F-10**

**FRONT FENDER(1)**

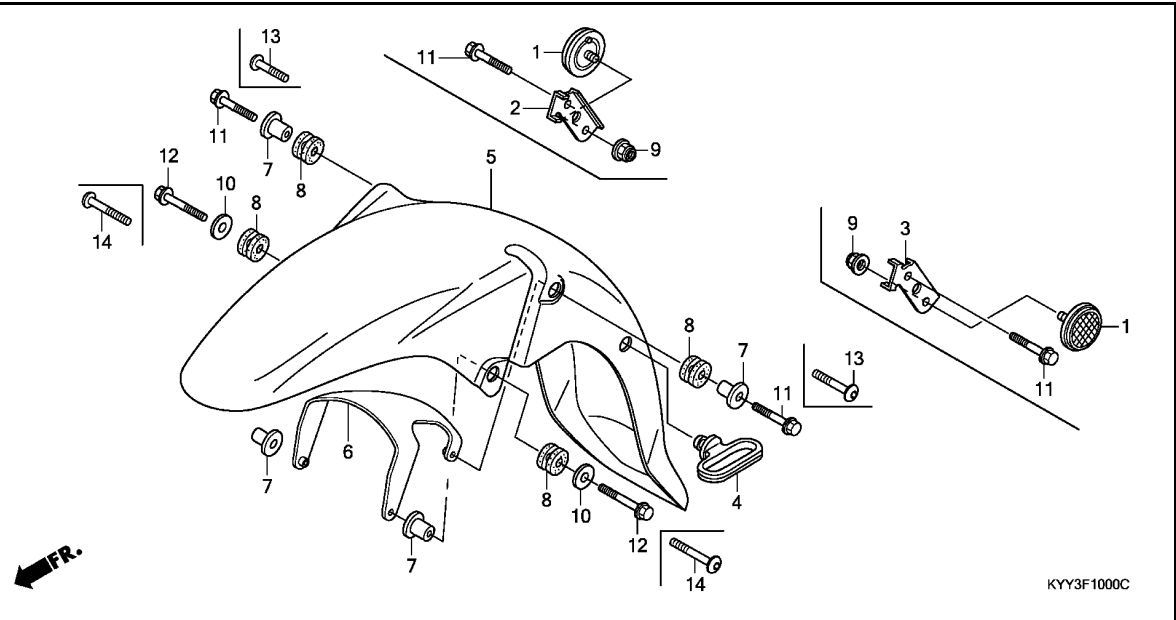
**H 3**



Ref. No.	L.O.N.	(Relative ref. Number) Description	F.R.T.
5	4131B7	(6) FENDER, FRONT .....	0.3

Ref. No.	Part No.	Description	Reqd. QTY			Serial No.	Parts catalogue code
			CGX125SH	C	D		
1	33741-KYY-901	REFLECTOR, REFLEX(AMBER) ....	2	-	-	-----	2CL,CL,DK 2DK,KE
2	33742-KYY-970	STAY, R. FR. SIDE REFLECTOR -	1	-	-	-----	2CL,CL,DK 2DK,KE
3	33743-KYY-970	STAY, L. FR. SIDE REFLECTOR -	1	-	-	-----	2CL,CL,DK 2DK,KE
4	45451-473-000	GUIDE, FR. FENDER CABLE .....	1	-	-	-----	2TU,3AG,3CO,4AG,4CO,TU 2DK,2KE,3DK,KE,SA
5	61100-KYY-900ZD	FENDER, FR. *R264C*.....CANDY LUCID RED	1	-	-	-----	2AG,2CL,2PE,AG,CL,MX,PE
	61100-KYY-900ZB	*NHA06P*..PEARL PROCYON BLACK	1	-	-	-----	2AG,2CL,2PE,AG,CL,PE
	61100-KYY-900ZC	*PB323C*.....CANDY ARUJA BLUE	1	-	-	-----	2AG,2CL,2PE,AG,CL,PE
	61100-KYY-970	.....	1	-	-	-----	3DK,DK
	61100-KYY-900ZK	*NH495P*..PEARL CANCER WHITE	1	-	-	-----	MX
	61100-KYY-900ZB	*NHA06P*..PEARL PROCYON BLACK	-	1	-	-----	2TU,3AG,3CO,4AG,4CO,TU
	61100-KYY-900ZC	*PB323C*.....CANDY ARUJA BLUE	-	1	-	-----	2TU,3AG,3CO,4AG,4CO,TU
	61100-KYY-900ZD	*R264C*.....CANDY LUCID RED	-	1	-	-----	2TU,3AG,3CO,4AG,4CO,TU
	61100-KYY-970	.....	-	-	1	-----	2DK,2KE,3DK,KE,SA
6	61102-KYY-900	STAY, FR. FENDER .....	1	-	-	-----	2TU,3AG,3CO,4AG,4CO,TU 2DK,2KE,3DK,KE,SA
7	61103-KEJ-660	COLLAR, FR. FENDER MOUNTING -	4	-	-	-----	2TU,3AG,3CO,4AG,4CO,TU 2DK,2KE,3DK,KE,SA
8	61104-KEJ-660	RUBBER, FR. FENDER MOUNTING -	4	-	-	-----	2TU,3AG,3CO,4AG,4CO,TU 2DK,2KE,3DK,KE,SA

**3**

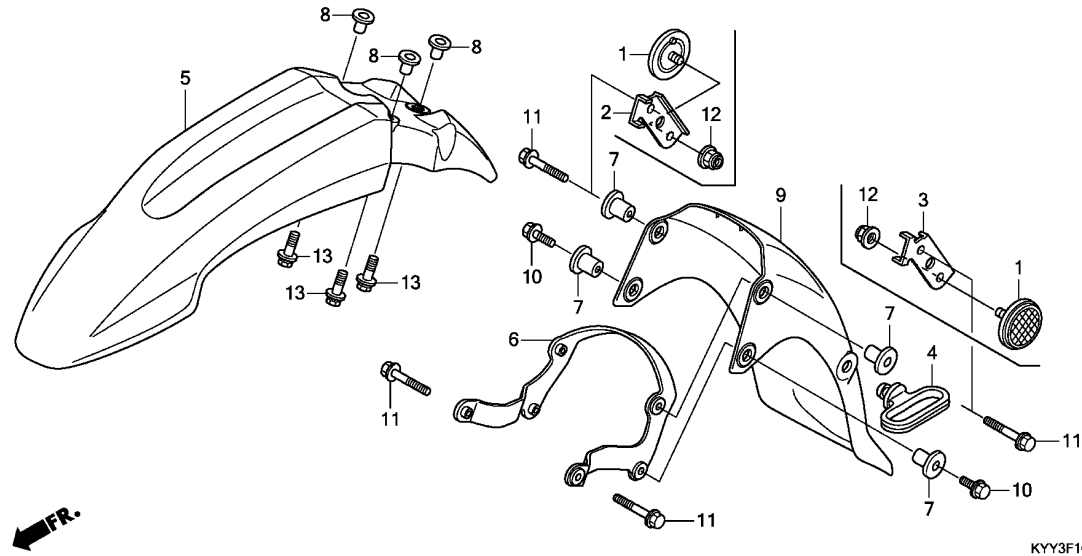


Ref. No.	Part No.	Description	Reqd. QTY			Serial No.	Parts catalogue code
			CGX125SH	C	D		
9	90301-473-003	NUT, U, 6MM(FUSERASHI)	2	-	-	-----	2CL,CL,DK
	90301-KEJ-900	NUT, SPECIAL, 6MM	2	-	-	-----	2CL,CL,DK
	90301-473-003	NUT, U, 6MM(FUSERASHI)	-	-	2	-----	2DK,KE
	90301-KEJ-900	NUT, SPECIAL, 6MM	-	-	2	-----	2DK,KE
10	90501-KYY-970	WASHER, FR. FENDER	2	-	-	-----	
			-	2	-	-----	3AG,3CO,4AG,4CO
			-	-	2	-----	2DK,2KE,3DK,KE,SA
11	96001-06028-00	BOLT, FLANGE, 6X28	2	-	-	-----	
			-	2	-	-----	3AG,3CO,4AG,4CO
			-	-	2	-----	2DK,2KE,3DK,KE,SA
12	96001-06035-00	BOLT, FLANGE, 6X35	2	-	-	-----	
			-	2	-	-----	3AG,3CO,4AG,4CO
			-	-	2	-----	2DK,2KE,3DK,KE,SA
13	90107-KYY-900	SCREW, PAN, 6X28	-	2	-	-----	2TU,TU
14	90108-KYY-900	SCREW, PAN, 6X35	-	2	-	-----	2TU,TU

**F-10-1**

**FRONT FENDER(2)**

**H 5**



Ref. No.	L.O.N.	(Relative ref. Number) Description	F.R.T.
5	413103	FENDER A, FRONT	0.1
9		(6)	
	413104	FENDER B, FRONT	0.1

KYY3F1001

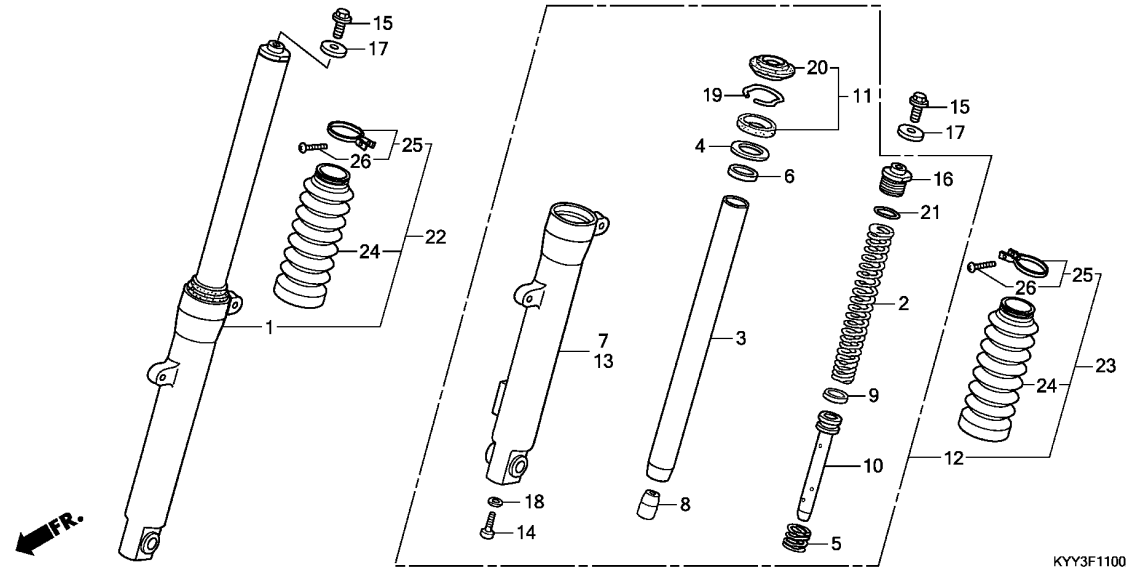
Ref. No.	Part No.	Description	Reqd. QTY			Serial No.	Parts catalogue code
			CGX125SH	C	D		
1	33741-KYY-901	REFLECTOR, REFLEX(AMBER) . . . .	-	2	2	-----	2CL,CL
2	33742-KYY-970	STAY, R. FR. SIDE REFLECTOR . . . .	-	1	1	-----	2CL,CL
3	33743-KYY-970	STAY, L. FR. SIDE REFLECTOR . . . .	-	1	1	-----	2CL,CL
4	45451-473-000	GUIDE, FR. FENDER CABLE . . . . .	-	1	-	-----	2CL,2PE,3DK,5AG,CL,DK,PE
			-	-	1	-----	CL,DK,PE
5	61100-KYY-760ZB	FENDER, FR. UPPER	-	1	-	-----	2CL,2PE,3DK,5AG,CL,DK,PE
		*NH1*.....BLACK	-	-	1	-----	CL,DK,PE
6	61102-KYY-760	STAY, FR. FENDER . . . . .	-	1	-	-----	2CL,2PE,3DK,5AG,CL,DK,PE
			-	-	1	-----	CL,DK,PE
7	61103-KYY-760	COLLAR, FR. LOWER FENDER MOUNT . . . .	-	4	-	-----	2CL,2PE,3DK,5AG,CL,DK,PE
			-	-	4	-----	CL,DK,PE
8	61104-KYY-760	COLLAR, FR. UPPER FENDER MOUNT . . . .	-	3	-	-----	2CL,2PE,3DK,5AG,CL,DK,PE
			-	-	3	-----	CL,DK,PE
9	61200-KYY-760	FENDER, FR. LOWER . . . . .	-	1	-	-----	2CL,2PE,3DK,5AG,CL,DK,PE
			-	-	1	-----	CL,DK,PE
10	90004-GHB-610	BOLT, FLANGE, 6X12(NSHF) . . . . .	-	2	-	-----	2CL,2PE,3DK,5AG,CL,DK,PE
			-	-	2	-----	CL,DK,PE
11	90004-GHB-670	BOLT, FLANGE, 6X25(NSHF) . . . . .	-	4	-	-----	2CL,2PE,3DK,5AG,CL,DK,PE
			-	-	4	-----	CL,DK,PE
12	90301-473-003	NUT, U, 6MM(FUSERASHI) . . . . .	-	2	2	-----	2CL,CL
	90301-KEJ-900	NUT, SPECIAL, 6MM . . . . .	-	2	2	-----	2CL,CL
13	93404-06020-00	BOLT-WASHER, 6X20 . . . . .	-	3	-	-----	2CL,2PE,3DK,5AG,CL,DK,PE
			-	-	3	-----	CL,DK,PE

**3**

# F-11

# FRONT FORK

H 6



Ref. No.	L.O.N.	(Relative ref. Number) Description	F.R.T.
1	5111C3	FORK ASSY., FRONT :RIGHT	0.4
2	5111C5	SPRING, FRONT FORK :LEFT	0.6
	5111C6	SPRING, FRONT FORK :RIGHT	0.6
	5111C7	SPRING, FRONT FORK :BOTH	0.9
3		(5,8,9,10)	
	5111G2	PIPE, FRONT FORK :LEFT	0.7
	5111G3	PIPE, FRONT FORK :RIGHT	0.7
	5111G4	PIPE, FRONT FORK :BOTH	1.1
7		(6)	
	5111D2	CASE, BOTTOM :RIGHT	0.8
11	5111E7	SEAL SET, FRONT FORK :LEFT	0.8
	5111E8	SEAL SET, FRONT FORK :RIGHT	0.8
	5111E9	SEAL SET, FRONT FORK :BOTH	1.3
12	5111C2	FORK ASSY., FRONT :LEFT	0.4
	5111C4	FORK ASSY., FRONT :BOTH	0.5
13		(6)	
	5111D1	CASE, BOTTOM :LEFT	0.8
	5111D3	CASE, BOTTOM :BOTH	1.3
24		(22,23)	
	5111J9	BOOT, FRONT FORK :LEFT	0.4
	5111K0	BOOT, FRONT FORK :RIGHT	0.4
	5111K1	BOOT, FRONT FORK :BOTH	0.5

KYY3F1100A

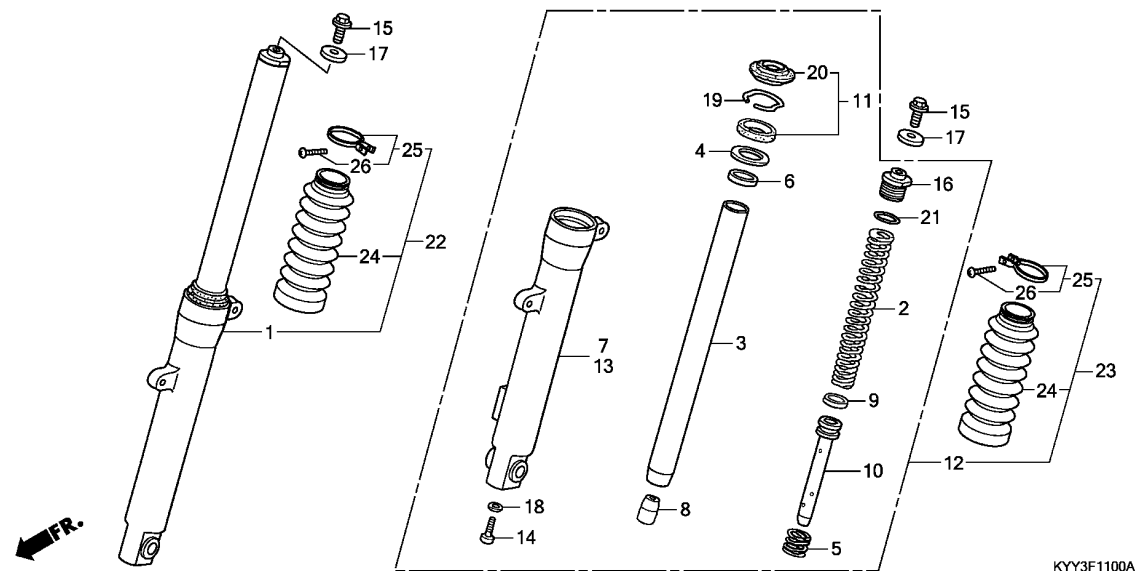
Ref. No.	Part No.	Description	Reqd. QTY			Serial No.	Parts catalogue code
			CGX125SH	C	D		
1	51400-KYY-971	FORK ASSY., R. FR. (CHUANNAN ABSORBER)	1	-	-		
	51400-KYY-B51	FORK ASSY., R. FR. (BRIGHT STAR)	-	1	1	-----	2KE,2TU,3AG,3CO,4AG,4CO,KE,SA,TU
	51400-K52-N00	FORK ASSY., R. FR. (CHUANNAN ABSORBER)	-	-	1	-----	2DK,3DK
2	51401-KYY-901	SPRING, FR. FORK (CHUANNAN ABSORBER)	2	2	2	-----	2TU,SA,TU
	51401-KYY-931	SPRING, FR. FORK(BRIGHT STAR)	-	2	2	-----	2TU,SA,TU
3	51410-KYY-902	PIPE COMP., FR. FORK (CHUANNAN ABSORBER)	2	2	2	-----	2TU,SA,TU
	51410-KYY-931	PIPE COMP., FR. FORK (BRIGHT STAR)	-	2	2	-----	2TU,SA,TU
4	51412-GGC-901	WASHER, OIL SEAL (CHUANNAN ABSORBER)	2	2	2	-----	2TU,SA,TU
	51412-KYY-931	WASHER, OIL SEAL(BRIGHT STAR)	-	2	2	-----	2TU,SA,TU
5	51413-KPN-A00	SPRING, REBOUND (CHUANNAN ABSORBER)	2	2	2	-----	2TU,SA,TU
	51413-KYY-931	SPRING, REBOUND(BRIGHT STAR)	-	2	2	-----	2TU,SA,TU
6	51414-GFM-J11	GUIDE, FR. FORK (CHUANNAN ABSORBER)	2	2	2	-----	2TU,SA,TU
	51414-KYY-931	GUIDE, FR. FORK(BRIGHT STAR)	-	2	2	-----	2TU,SA,TU
7	51420-KYY-971	CASE, R. BOTTOM (CHUANNAN ABSORBER)	1	-	-		
	51420-KYY-781	.....	-	1	1	-----	2CL,2DK,2PE,3DK,5AG,CL,DK,PE
	51420-KYY-971	.....	-	1	1	-----	2KE,2TU,3AG,3CO,4AG,4CO,KE,SA,TU

3

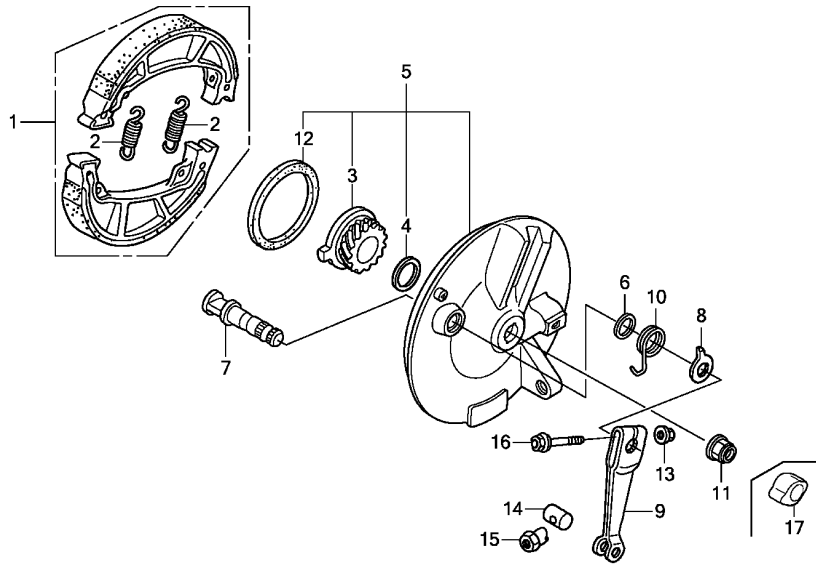
Ref. No.	Part No.	Description	Reqd. QTY			Serial No.	Parts catalogue code
			CGX125SH	C	D		
8	51432-KRF-H71	PIECE, OIL LOCK (CHUANNAN ABSORBER)	2	2	2		
	51432-KYY-931	PIECE, OIL LOCK(BRIGHT STAR)	-	2	2	-----	2TU,SA,TU
9	51437-KRF-H71	RING, PISTON (CHUANNAN ABSORBER)	2	2	2		
	51437-KYY-931	RING, PISTON(BRIGHT STAR) ...	-	2	2	-----	2TU,SA,TU
10	51440-KYY-901	PIPE, SEAT(CHUANNAN ABSORBER)	2	2	2		
	51440-KYY-931	PIPE, SEAT(BRIGHT STAR) .....	-	2	2	-----	2TU,SA,TU
11	51490-KYY-901	SEAL SET, FR. FORK (CHUANNAN ABSORBER)	2	2	2		
	51490-KYY-931	SEAL SET, FR. FORK (BRIGHT STAR)	-	2	2	-----	2TU,SA,TU
12	51500-KYY-903	FORK ASSY., L. FR. (CHUANNAN ABSORBER)	1	-	-		
	51500-KYY-931	FORK ASSY., L. FR. (BRIGHT STAR)	-	1	1	-----	2KE,2TU,3AG,3CO,4AG,4CO,KE,SA,TU
	51500-K52-N00	FORK ASSY., L. FR. (CHUANNAN ABSORBER)	-	-	1	-----	2DK,3DK
13	51520-KYY-902	CASE, L. BOTTOM (CHUANNAN ABSORBER)	1	-	-		
	51520-KYY-761	.....	-	1	1	-----	2CL,2DK,2PE,3DK,5AG,CL,DK,PE
	51520-KYY-902	.....	-	1	1	-----	2KE,2TU,3AG,3CO,4AG,4CO,KE,SA,TU
	51520-KYY-931	CASE, L. BOTTOM(BRIGHT STAR)	-	1	1	-----	2TU,SA,TU
14	90116-KRF-H71	BOLT, SOCKET, 8X30 (CHUANNAN ABSORBER)	2	2	2		
	90116-KYY-931	BOLT, SOCKET, 8X30 (BRIGHT STAR)	-	2	2	-----	2TU,SA,TU
15	90123-KRM-860	BOLT, FR. FORK .....	2	2	2		
16	90123-KYY-901	BOLT, FR. FORK (CHUANNAN ABSORBER)	2	2	2		
	90123-KYY-931	BOLT, FR. FORK(BRIGHT STAR) .	-	2	2	-----	2TU,SA,TU
17	90521-KSP-900	WASHER, 10.3MM .....	2	2	2		
18	90544-KRF-H71	WASHER, SPECIAL, 8MM (CHUANNAN ABSORBER)	2	2	2		
	90544-KYY-931	WASHER, SPECIAL, 8MM (BRIGHT STAR)	-	2	2	-----	2TU,SA,TU
19	90651-KRF-H71	RING, OIL SEAL STOPPER (CHUANNAN ABSORBER)	2	2	2		
	90651-KYY-931	RING, OIL SEAL STOPPER (BRIGHT STAR)	-	2	2	-----	2TU,SA,TU
20	91254-KRF-H71	SEAL, DUST(CHUANNAN ABSORBER)	2	2	2		
	91254-KYY-931	SEAL, DUST(BRIGHT STAR) .....	-	2	2	-----	2TU,SA,TU
21	91351-KRF-H71	O-RING, 22X2.8 (CHUANNAN ABSORBER)	2	2	2		
	91351-KYY-931	O-RING, 22X2.8(BRIGHT STAR) .	-	2	2	-----	2TU,SA,TU
22	51400-KYY-781	FORK ASSY., R. FR. (CHUANNAN ABSORBER)	-	1	-	-----	2CL,2PE,3DK,5AG,CL,DK,PE
			-	-	1	-----	CL,DK,PE
23	51500-KYY-761	FORK ASSY., L. FR. (CHUANNAN ABSORBER)	-	1	-	-----	2CL,2PE,3DK,5AG,CL,DK,PE
			-	-	1	-----	CL,DK,PE







Ref. No.	Part No.	Description	Reqd. QTY			Serial No.	Parts catalogue code
			CGX125SH	C	D		
24	51611-KYY-761	BOOT, FR. FORK (CHUANNAN ABSORBER)	-	2	-	-----	2CL,2PE,3DK,5AG,CL,DK,PE
			-	-	(2)	-----	2DK,3DK
			-	-	2	-----	CL,DK,PE
25	51612-KTJ-C00	BAND, FR. FORK BOOT (CHUANNAN ABSORBER)	-	2	-	-----	2CL,2PE,3DK,5AG,CL,DK,PE
			-	-	(2)	-----	2DK,3DK
			-	-	2	-----	CL,DK,PE
26	93500-03020-0G	SCREW, PAN, 3X20 .....	-	2	-	-----	2CL,2PE,3DK,5AG,CL,DK,PE
			-	-	(2)	-----	2DK,3DK
			-	-	2	-----	CL,DK,PE



Ref. No.	L.O.N.	(Relative ref. Number) Description	F.R.T.
1	711115	SHOE(PAD) SET, BRAKE :FRONT .. (12)	0.3
3	7101C3	GEAR, SPEEDOMETER .....	0.3
5	7111D0	PANEL, FRONT BRAKE .....	0.4
9	7111C3	ARM, BRAKE :FRONT .....	0.1

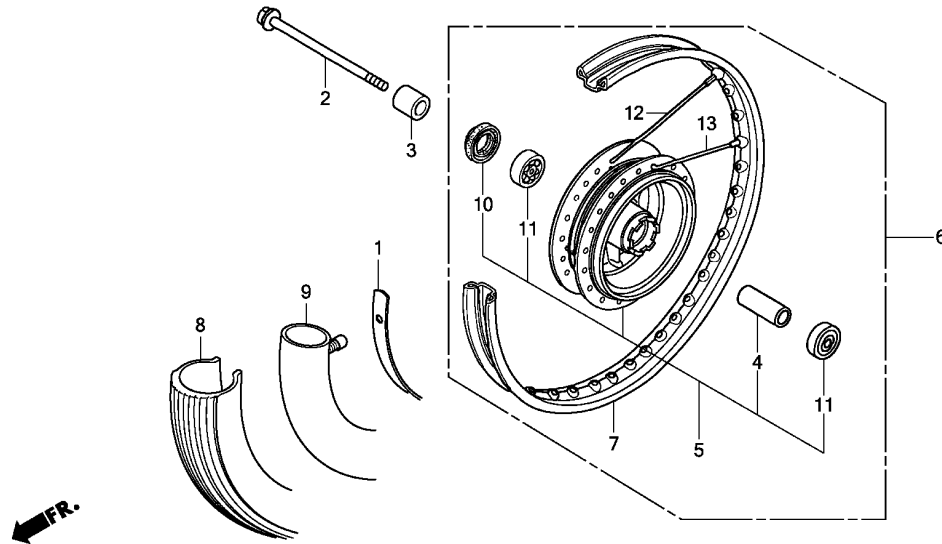
Ref. No.	Part No.	Description	Reqd. QTY			Serial No.	Parts catalogue code
			CGX125SH	C	D		
1	06430-KRF-B90	SHOE SET, BRAKE(JB) .....	1	1	1		
2	43151-KCW-870	SPRING, BRAKE SHOE .....	2	2	2		
3	44806-KST-900	GEAR, SPEEDOMETER(21T) .....	1	1	1		
4	44808-107-720	WASHER, SPEEDOMETER GEAR .....	1	1	1		
5	45010-KYY-900ZB	PANEL SUB COMP., FR. BRAKE	1	-	-		
		*NH132M*..MAX SILVER METALLIC					
	45010-KYY-900ZA	*NH303M*					
		MAT AXIS GRAY METALLIC	-	1	-	-----	2CL,2PE,2TU,3DK,TU
	45010-KYY-900ZB	*NH132M*..MAX SILVER METALLIC	-	1	-	-----	3AG,3CO,4AG,4CO,5AG,CL,DK,PE
			-	-	1	-----	2DK,2KE,3DK,CL,DK,KE,PE
	45010-KYY-900ZA	*NH303M*					
		MAT AXIS GRAY METALLIC	-	-	1	-----	SA
6	45134-250-000	DUST SEAL, BRAKE CAM .....	1	1	1		
7	45141-KVX-600	CAM, FR. BRAKE .....	1	1	1		
8	45145-KRF-B40	INDICATOR, FR. BRAKE .....	1	1	1		
9	45410-KVX-600	ARM, FR. BRAKE .....	1	1	1		
10	45435-121-010	SPRING, FR. BRAKE ARM RETURN	1	1	1		
11	90306-KYA-601	NUT, FLANGE, 12MM(PT) .....	1	1	1		
12	91251-GK4-003	OIL SEAL, 47X60X7(ARAI) .....	1	1	1		
	91251-GK4-005	OIL SEAL, 47X60X7(NOK) .....	1	1	1		
13	94050-06080	NUT, FLANGE, 6MM .....	1	1	1		
14	95015-32001	JOINT B, BRAKE ARM .....	1	1	1		
15	95015-42000	NUT B, BRAKE ROD ADJUSTING ..	1	1	1		
16	95701-06032-00	BOLT, FLANGE, 6X32 .....	1	1	1		
17	44302-KTT-950	CAP, AXLE NUT .....	-	1	1	-----	2TU,SA,TU



F-14-10

FRONT WHEEL(SPOKE)

H10



KYY3F1410

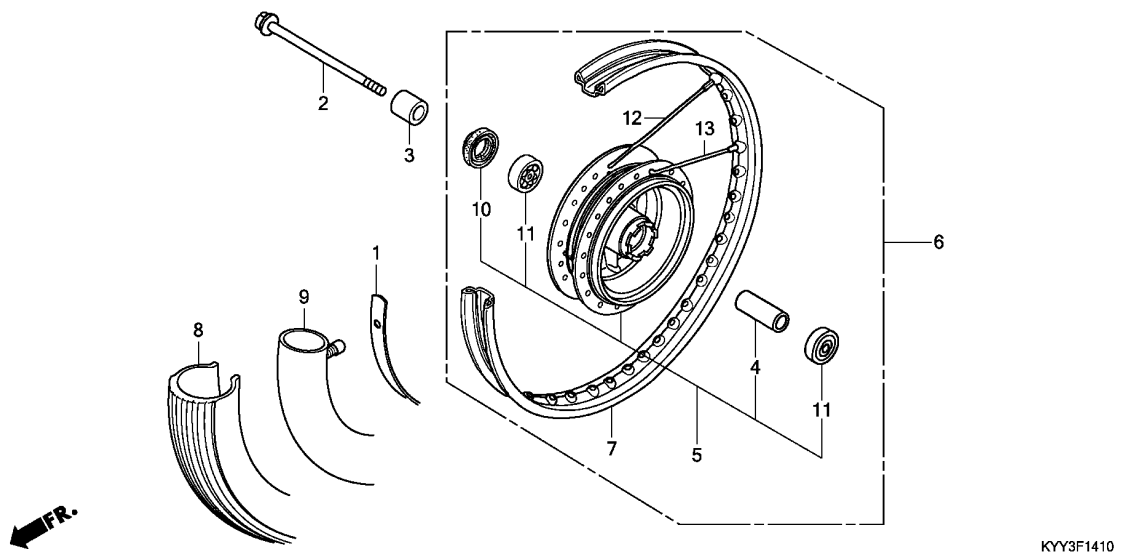
Ref. No.	L.O.N.	(Relative ref. Number) Description	F.R.T.
2		(10)	
710151		AXLE, FRONT WHEEL .....	0.2
5		(12,13)	
710103		HUB, FRONT WHEEL .....	2.2
6		7101D4 FRONT WHEEL .....	0.7
7		710109 RIM, WHEEL :FRONT .....	2.1
8		(1)	
710139		FRONT TIRE(ONE) .....	0.7
9		(1)	
710140		TUBE, FRONT TIRE(ONE) .....	0.7
11		710115 BEARING, FRONT WHEEL(ONE) .....	0.4
		710115G .Replace 1 bearing add .....	0.1

Ref. No.	Part No.	Description	Reqd. QTY			Serial No.	Parts catalogue code
			CGX125SH	C	D		
1	42713-KWK-920	FLAP, TIRE(DURO) .....	1	-	-	-----	AG,CL,DK,MX,PE
	44713-KVX-600	FLAP, TIRE(CHENG SHIN) (18X1.60)	1	-	-	-----	AG,CL,DK,MX,PE
	42713-KWK-920	FLAP, TIRE(DURO) .....	-	1	1	-----	2DK,3AG,3CO,5AG
	44713-KVX-600	FLAP, TIRE(CHENG SHIN) (18X1.60)	-	1	1	-----	2DK,3AG,3CO,5AG
	42713-KYY-761	FLAP, TIRE(KENDA) .....	-	1	1	-----	CL,DK,PE
2	44301-KYY-900	AXLE, FR. WHEEL .....	1	1	1	-----	2DK,3AG,3CO,5AG,AG,CL,DK,MX,PE
3	44311-KYY-900	COLLAR, FR. WHEEL SIDE .....	1	1	1	-----	2DK,3AG,3CO,5AG,AG,CL,DK,MX,PE
4	44620-400-000	COLLAR, FR. AXLE DISTANCE .....	1	1	1	-----	2DK,3AG,3CO,5AG,AG,CL,DK,MX,PE
	44620-KRS-830	.....	1	1	1	-----	2DK,3AG,3CO,5AG,AG,CL,DK,MX,PE
5	44635-KYY-900ZA	HUB SUB ASSY., FR. *NH132M*..MAX SILVER METALLIC	1	1	1	-----	2DK,3AG,3CO,5AG,AG,CL,DK,MX,PE
6	44650-KYY-900ZB	WHEEL SUB ASSY., FR. *NH132M*..MAX SILVER METALLIC	1	1	1	-----	2DK,3AG,3CO,5AG,AG,CL,DK,MX,PE
7	44701-KVX-700	RIM, FR. WHEEL .....	1	1	1	-----	2DK,3AG,3CO,5AG,AG,CL,DK,MX,PE
8	44711-KYA-600	TIRE, FR.(CHENG SHIN) (80/100-18M/C 47P)	1	-	-	-----	AG,CL,DK,MX,PE
	44711-KYY-971	TIRE, FR.(DURO) (80/100-18M/C 47P)	1	-	-	-----	AG,CL,DK,MX,PE
	44711-KYA-600	TIRE, FR.(CHENG SHIN) (80/100-18M/C 47P)	-	1	1	-----	2DK,3AG,3CO,5AG
	44711-KYY-971	TIRE, FR.(DURO) (80/100-18M/C 47P)	-	1	1	-----	2DK,3AG,3CO,5AG
	44711-KYY-761	TIRE, FR.(KENDA)(2.75-18 42P)	-	1	1	-----	CL,DK,PE
9	44712-KVX-600	TUBE, TIRE(CHENG SHIN) (80/100-18)	1	-	-	-----	AG,CL,DK,MX,PE
	44712-KYY-971	TUBE, TIRE(DURO)(80/100-18M/C)	1	-	-	-----	AG,CL,DK,MX,PE

F-14-10

FRONT WHEEL(SPOKE)

H11



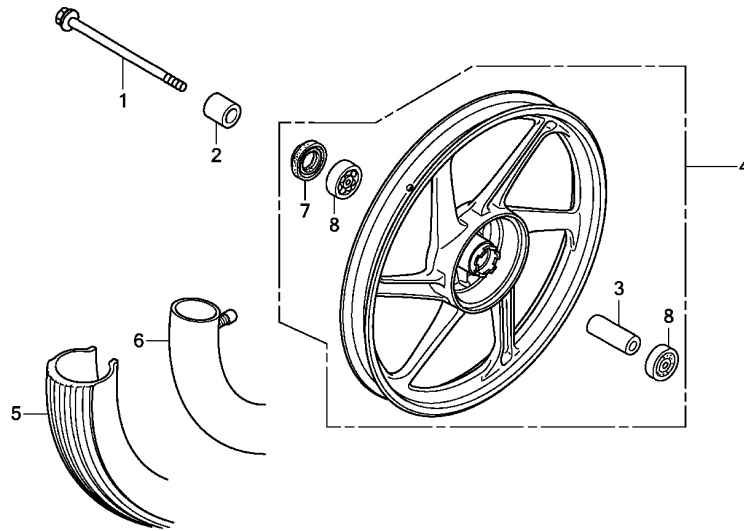
Ref. No.	Part No.	Description	Reqd. QTY			Serial No.	Parts catalogue code
			CGX125SH	C	D		
(9)	44712-KVX-600	TUBE, TIRE(CHENG SHIN) (80/100-18)	-	1	1	-----	2DK,3AG,3CO,5AG
	44712-KYY-971	TUBE, TIRE(DURO)(80/100-18M/C)	-	1	1	-----	2DK,3AG,3CO,5AG
	44712-KYY-761	TUBE, TIRE(KENDA) .....	-	1	1	-----	CL,DK,PE
10	91251-KYY-900	DUST SEAL, 21X37X7 .....	1	1	1	-----	2DK,3AG,3CO,5AG,AG,CL,DK,MX,PE
11	96140-63010-10	BEARING, RADIAL BALL, 6301U	2	2	2	-----	2DK,3AG,3CO,5AG,AG,CL,DK,MX,PE
12	97334-41163-PO	SPOKE SET(A10X161.5) .....	18	18	18	-----	2DK,3AG,3CO,5AG,AG,CL,DK,MX,PE
		(INSIDE)					
13	97600-41162-PO	SPOKE SET(A10X161) .....	18	18	18	-----	2DK,3AG,3CO,5AG,AG,CL,DK,MX,PE
		(OUTSIDE)					

3

F-14-30

FRONT WHEEL(CAST)

H12



Ref. No.	L.O.N.	(Relative ref. Number) Description	F.R.T.
1	(7)		
1	710151	AXLE, FRONT WHEEL .....	0.2
4	7101D4	FRONT WHEEL .....	0.7
5	710139	FRONT TIRE(ONE) .....	0.7
6	710140	TUBE, FRONT TIRE(ONE) .....	0.7
8	710115	BEARING, FRONT WHEEL(ONE) ....	0.4
	710115G	.Replace 1 bearing add .....	0.1

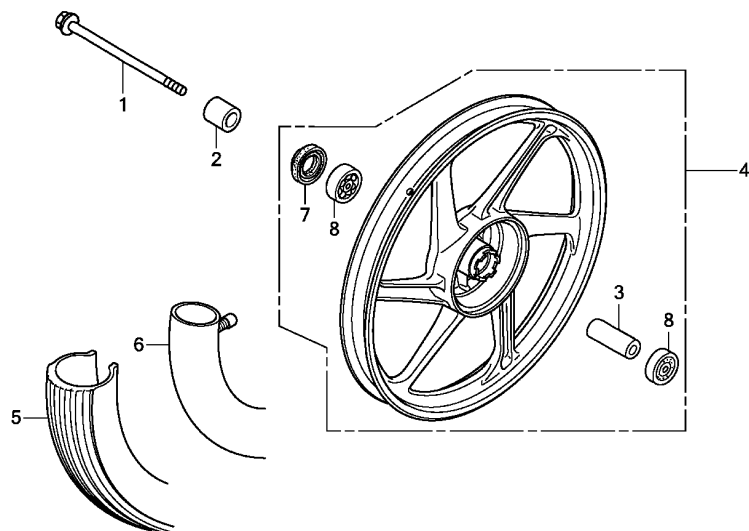
Ref. No.	Part No.	Description	Reqd. QTY			Serial No.	Parts catalogue code
			CGX125SH	C	D		
1	44301-KYY-900	AXLE, FR. WHEEL .....	1	1	1	-----	2AG,2CL,2KE,2PE,2TU,3DK,4AG,4CO,KE,SA,TU
2	44311-KYY-900	COLLAR, FR. WHEEL SIDE .....	1	1	1	-----	2AG,2CL,2KE,2PE,2TU,3DK,4AG,4CO,KE,SA,TU
3	44620-400-000	COLLAR, FR. AXLE DISTANCE ...	1	1	1	-----	2AG,2CL,2KE,2PE,2TU,3DK,4AG,4CO,KE,SA,TU
	44620-KRS-830	.....	1	1	1	-----	2AG,2CL,2KE,2PE,2TU,3DK,4AG,4CO,KE,SA,TU
4	44650-KYY-910ZA	WHEEL SUB ASSY., FR.	1	-	-	-----	2AG,2CL,2PE,3DK
	*NH132M*..MAX SILVER METALLIC		-	1	-	-----	2CL,2PE,2TU,3DK,TU
	44650-KYY-910ZB	*NH303M*	-	-	1	-----	4AG,4CO
		MAT AXIS GRAY METALLIC	-	-	1	-----	2KE,3DK,KE
	44650-KYY-910ZA	*NH132M*..MAX SILVER METALLIC	-	-	1	-----	SA
	44650-KYY-910ZB	*NH303M*	-	-	1	-----	
		MAT AXIS GRAY METALLIC	-	-	1	-----	
5	44711-KYA-600	TIRE, FR.(CHENG SHIN)	1	-	-	-----	2AG,2CL,2PE,3DK
	(80/100-18M/C 47P)		-	-	1	-----	2AG,2CL,2PE,3DK
	44711-KYY-971	TIRE, FR.(DURO)	1	-	-	-----	2AG,2CL,2PE,3DK
	(80/100-18M/C 47P)		-	-	1	-----	2CL,2PE,3DK
	44711-KYY-761	TIRE, FR.(KENDA)(2.75-18 42P)	-	1	-	-----	2TU,4AG,4CO,TU
	44711-KYA-600	TIRE, FR.(CHENG SHIN)	-	1	-	-----	2TU,4AG,4CO,TU
	(80/100-18M/C 47P)		-	-	1	-----	2KE,3DK,KE,SA
	44711-KYY-971	TIRE, FR.(DURO)	-	-	1	-----	2KE,3DK,KE,SA
	(80/100-18M/C 47P)		-	-	1	-----	
	44711-KYA-600	TIRE, FR.(CHENG SHIN)	-	-	1	-----	
	(80/100-18M/C 47P)		-	-	1	-----	
	44711-KYY-971	TIRE, FR.(DURO)	-	-	1	-----	
	(80/100-18M/C 47P)		-	-	1	-----	
6	44712-KVX-600	TUBE, TIRE(CHENG SHIN)	1	-	-	-----	2AG,2CL,2PE,3DK
	(80/100-18)		1	-	-	-----	2AG,2CL,2PE,3DK
	44712-KYY-971	TUBE, TIRE(DURO)(80/100-18M/C)	1	-	-	-----	

3

F-14-30

FRONT WHEEL(CAST)

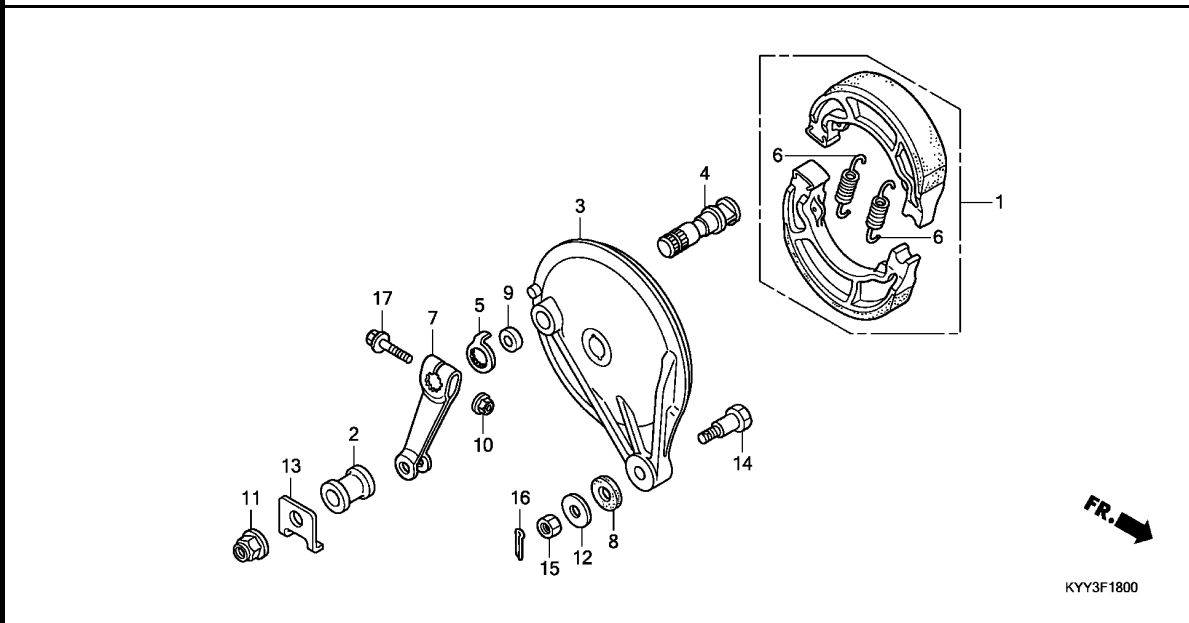
H13



KYY3F1430

Ref. No.	Part No.	Description	Reqd. QTY			Serial No.	Parts catalogue code
			CGX	125SH			
			C	D	E		
(6)	44712-KYY-761	TUBE, TIRE(KENDA) .....	-	1	-	-----	2CL,2PE,3DK
	44712-KVX-600	TUBE, TIRE(CHENG SHIN) (80/100-18)	-	1	-	-----	2TU,4AG,4CO,TU
	44712-KYY-971	TUBE, TIRE(DURO)(80/100-18M/C)	-	1	-	-----	2TU,4AG,4CO,TU
	44712-KVX-600	TUBE, TIRE(CHENG SHIN) (80/100-18)	-	-	1	-----	2KE,3DK,KE,SA
	44712-KYY-971	TUBE, TIRE(DURO)(80/100-18M/C)	-	-	1	-----	2KE,3DK,KE,SA
7	91251-KYY-900	DUST SEAL, 21X37X7 .....	1	1	1	-----	2AG,2CL,2KE,2PE,2TU,3DK,4AG,4CO,KE,SA,TU
8	96140-63010-10	BEARING, RADIAL BALL, 6301U	2	2	2	-----	2AG,2CL,2KE,2PE,2TU,3DK,4AG,4CO,KE,SA,TU

3



Ref. No.	L.O.N.	(Relative ref. Number) Description	F.R.T.
1	711140	SHOE(PAD) SET, BRAKE :REAR ... (4)	0.4
3	7111A9	PANEL, REAR BRAKE .....	0.5
7	7111C4	ARM, BRAKE :REAR .....	0.1

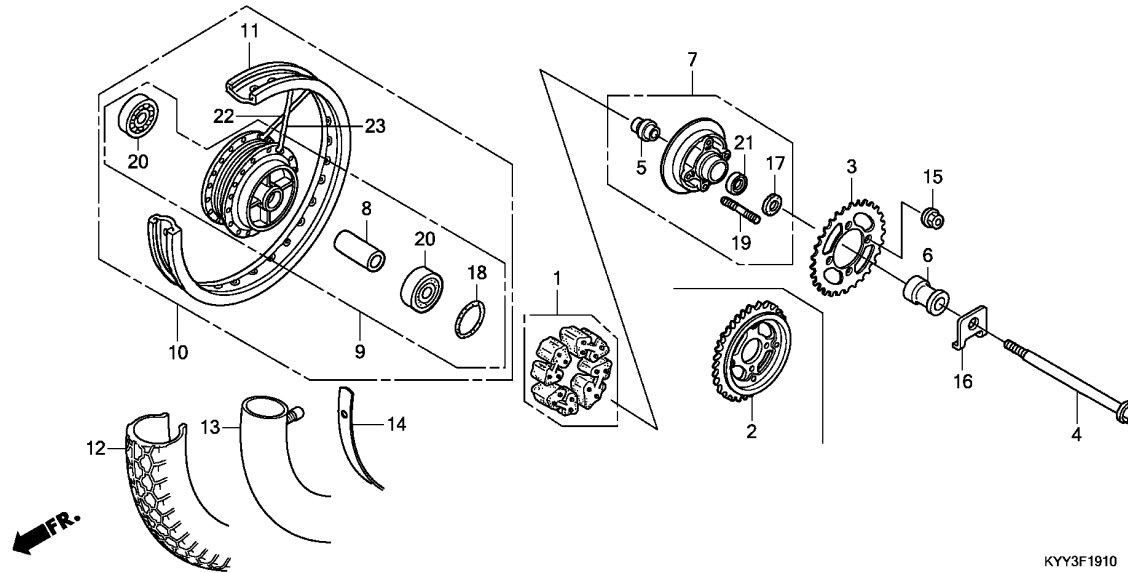
3

Ref. No.	Part No.	Description	Reqd. QTY			Serial No.	Parts catalogue code
			CGX125SH	C	D		
1	06430-KRF-B70	SHOE SET, BRAKE(ASK) .....	1	1	1		
	06430-KRF-B90	SHOE SET, BRAKE(JB) .....	-	-	1	-----	2DK,3DK,PE,SA
2	42313-KYY-900	COLLAR, RR. BRAKE PANEL SIDE	1	1	1		
3	43100-KYY-900ZB	PANEL COMP., RR. BRAKE	1	-	-		
	*NH132M*..MAX SILVER METALLIC						
	43100-KYY-900ZA	*NH303M*					
		MAT AXIS GRAY METALLIC	-	1	-	-----	2CL,2PE,2TU,3DK,TU
	43100-KYY-900ZB	*NH132M*..MAX SILVER METALLIC	-	1	-	-----	3AG,3CO,4AG,4CO,5AG,CL,DK,PE
			-	-	1	-----	2DK,2KE,3DK,CL,DK,KE,PE
	43100-KYY-900ZA	*NH303M*					
		MAT AXIS GRAY METALLIC	-	-	1	-----	SA
4	43141-KRV-900	CAM, RR. BRAKE .....	1	1	1		
5	43145-KRF-B40	INDICATOR, RR. BRAKE .....	1	1	1		
6	43151-KCW-870	SPRING, BRAKE SHOE .....	2	2	2		
7	43410-KYY-900	ARM, RR. BRAKE .....	1	1	1		
8	43434-ME1-670	RUBBER, STOPPER ARM .....	1	1	1		
9	45134-250-000	DUST SEAL, BRAKE CAM .....	1	1	1		
10	90302-KYA-601	NUT, FLANGE, 6MM(PT) .....	1	1	1		
11	90305-KYA-601	NUT, FLANGE, 14MM(PT) .....	1	1	1		
12	90505-425-000	WASHER, 8MM .....	1	1	1		
13	90559-KYY-900	WASHER, RR. AXLE .....	1	1	1		
14	92811-10000	BOLT A, BRAKE STOPPER .....	1	1	1		
15	94001-08080-0S	NUT, HEX., 8MM .....	1	1	1		
16	94201-20150	PIN, SPLIT, 2.0X15 .....	1	1	1		
17	95701-06035-08	BOLT, FLANGE, 6X35 .....	1	1	1		

# F-19-10

# REAR WHEEL(SPOKE)

H15



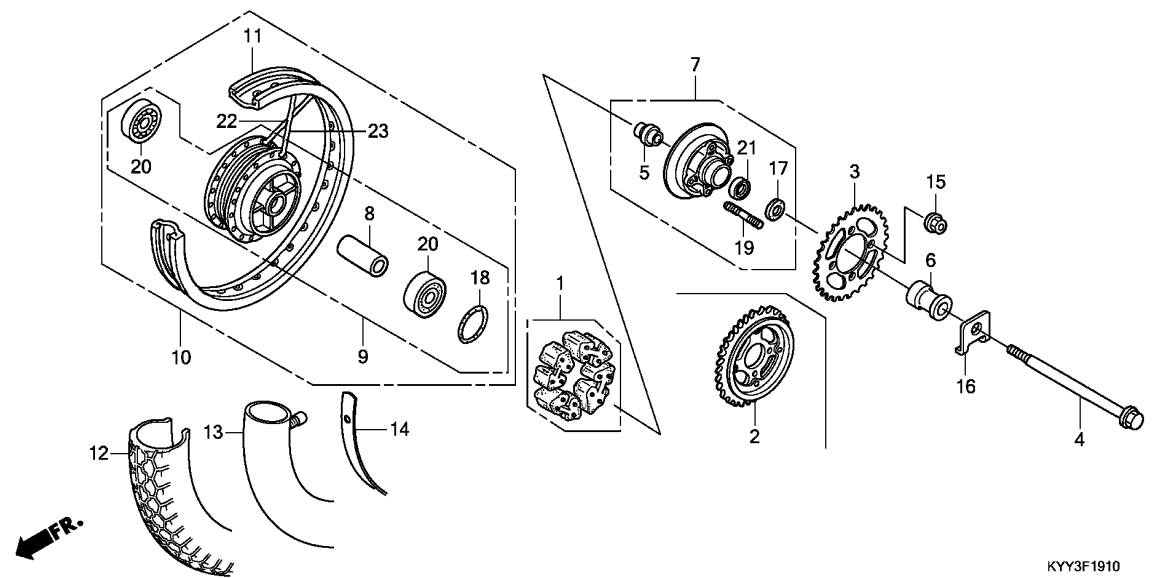
KYY3F1910

Ref. No.	L.O.N.	(Relative ref. Number) Description	F.R.T.
1		(18)	
710157		DAMPER, REAR WHEEL .....	0.3
3		(2)	
7101A0		SPROCKET, FINAL DRIVEN .....	0.4
4		(17)	
710160		AXLE, REAR WHEEL .....	0.3
7101A5		FLANGE ASSY., FINAL DRIVEN ...	0.4
9		(22,23)	
710121		HUB, REAR WHEEL .....	2.3
10		710118 REAR WHEEL .....	0.8
11		710127 RIM, WHEEL :REAR .....	2.2
12		(14)	
710142		REAR TIRE(ONE) .....	0.8
13		(14)	
7101A7		TUBE, REAR TIRE(ONE) .....	0.8
20		710133 BEARING, REAR WHEEL(ONE) .....	0.5
710133G		.Replace 1 bearing add .....	0.1
21		7101D1 BEARING, FINAL DRIVEN FLANGE ..	0.5

Ref. No.	Part No.	Description	Reqd. QTY			Serial No.	Parts catalogue code
			CGX125SH	C	D		
1	06410-KSP-900	DAMPER SET, WHEEL .....	1	1	1	-----	2DK,3AG,3CO,5AG,AG,CL,DK,MX,PE
2	41200-KVX-600	SPROCKET COMP., FINAL DRIVEN (44T)	1	-	-	-----	AG,CL,MX,PE
			-	1	-	-----	3AG,3CO
3	41201-KYY-970	SPROCKET, FINAL DRIVEN(44T) -	1	-	-	-----	DK
			-	1	1	-----	2DK,5AG,CL,DK,PE
4	42301-KYY-900	AXLE, RR. WHEEL .....	1	1	1	-----	2DK,3AG,3CO,5AG,AG,CL,DK,MX,PE
5	42303-KYY-900	SLEEVE, RR. WHEEL .....	1	1	1	-----	2DK,3AG,3CO,5AG,AG,CL,DK,MX,PE
6	42311-KYY-900	COLLAR, L. RR. WHEEL SIDE ...	1	1	1	-----	2DK,3AG,3CO,5AG,AG,CL,DK,MX,PE
7	42615-KYY-900	FLANGE SUB ASSY., RR. DRIVEN	1	1	1	-----	2DK,3AG,3CO,5AG,AG,CL,DK,MX,PE
8	42620-KYY-900	COLLAR, RR. AXLE DISTANCE ...	1	1	1	-----	2DK,3AG,3CO,5AG,AG,CL,DK,MX,PE
9	42635-KYY-900ZA	HUB SUB ASSY., RR. *NH132M*..MAX SILVER METALLIC	1	1	1	-----	2DK,3AG,3CO,5AG,AG,CL,DK,MX,PE
10	42650-KYY-900ZB	WHEEL SUB ASSY., RR. *NH132M*..MAX SILVER METALLIC	1	1	1	-----	2DK,3AG,3CO,5AG,AG,CL,DK,MX,PE
11	42701-KWK-920	RIM, RR. WHEEL .....	1	1	1	-----	2DK,3AG,3CO,5AG,AG,CL,DK,MX,PE
12	42711-KWK-900	TIRE, RR.(90/90-18M/C 51P) ..	1	-	-	-----	AG,CL,DK,MX,PE
	42711-KYA-600	TIRE, RR.(CHENG SHIN) (90/90-18M/C 51P)	1	-	-	-----	AG,CL,DK,MX,PE
	42711-KWK-900	TIRE, RR.(90/90-18M/C 51P) ..	-	1	1	-----	2DK,3AG,3CO,5AG
	42711-KYA-600	TIRE, RR.(CHENG SHIN) (90/90-18M/C 51P)	-	1	1	-----	2DK,3AG,3CO,5AG
	42711-KYY-761	TIRE, RR.(KENDA) (90/90-18 M/C 51P)	-	1	1	-----	CL,DK,PE
13	42712-KWK-900	TUBE, TIRE(DURO)(90/90-18M/C)	1	-	-	-----	AG,CL,DK,MX,PE
	42712-KYA-600	TUBE, TIRE(CHENG SHIN) (90/90-18M/C)	1	-	-	-----	AG,CL,DK,MX,PE

3





KYY3F1910

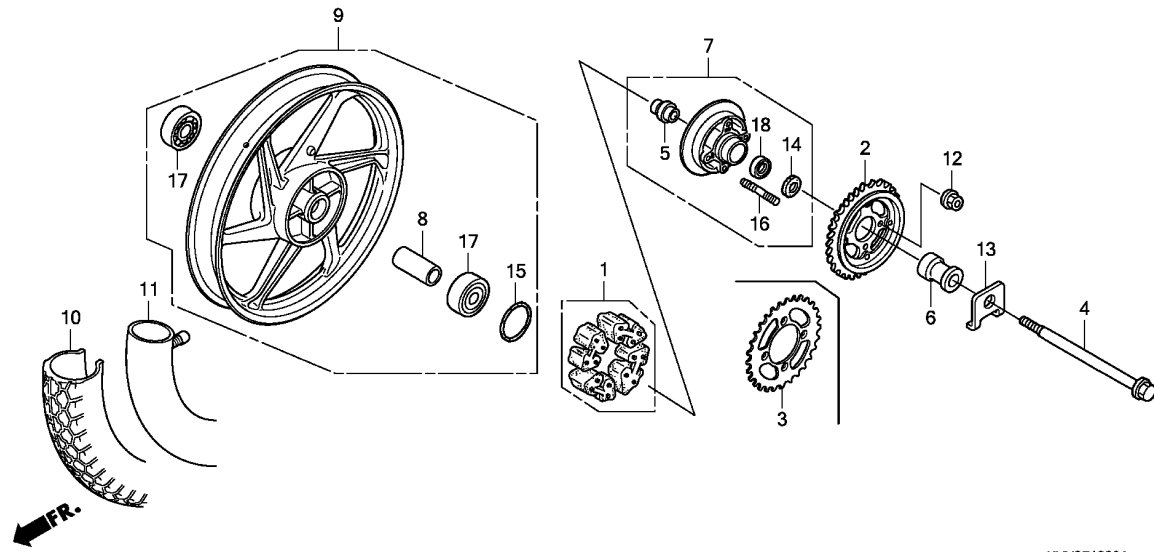
3

Ref. No.	Part No.	Description	Reqd. QTY			Serial No.	Parts catalogue code
			CGX125SH	C	D		
13)	42712-KWK-900	TUBE, TIRE(DURO) (90/90-18M/C)	-	1	1	-----	2DK,3AG,3CO,5AG
	42712-KYA-600	TUBE, TIRE(CHENG SHIN) (90/90-18M/C)	-	1	1	-----	2DK,3AG,3CO,5AG
	42712-KYY-761	TUBE, TIRE(KENDA) (90/90-18)	-	1	1	-----	CL,DK,PE
14	42713-KWK-920	FLAP, TIRE(DURO)	1	-	-	-----	AG,CL,DK,MX,PE
	44713-KVX-600	FLAP, TIRE(CHENG SHIN) (18X1.60)	1	-	-	-----	AG,CL,DK,MX,PE
	42713-KWK-920	FLAP, TIRE(DURO)	-	1	1	-----	2DK,3AG,3CO,5AG
	44713-KVX-600	FLAP, TIRE(CHENG SHIN) (18X1.60)	-	1	1	-----	2DK,3AG,3CO,5AG
	42713-KYY-761	FLAP, TIRE(KENDA)	-	1	1	-----	CL,DK,PE
15	90304-KYA-601	NUT, FLANGE, 10MM(PT)	4	4	4	-----	2DK,3AG,3CO,5AG,AG,CL,DK,MX,PE
16	90559-KYY-900	WASHER, RR. AXLE	1	1	1	-----	2DK,3AG,3CO,5AG,AG,CL,DK,MX,PE
17	91257-230-003	OIL SEAL, 28X42X7(ARAI)	1	1	1	-----	2DK,3AG,3CO,5AG,AG,CL,DK,MX,PE
	91257-230-005	OIL SEAL, 28X42X7(NOK)	1	1	1	-----	2DK,3AG,3CO,5AG,AG,CL,DK,MX,PE
18	91352-KSP-900	O-RING, 51X2	1	1	1	-----	2DK,3AG,3CO,5AG,AG,CL,DK,MX,PE
19	92915-10025-0E	BOLT, STUD, 10X25	4	4	4	-----	2DK,3AG,3CO,5AG,AG,CL,DK,MX,PE
20	96140-63020-10	BEARING, RADIAL BALL, 6302U	2	2	2	-----	2DK,3AG,3CO,5AG,AG,CL,DK,MX,PE
21	96150-60040-10	BEARING, RADIAL BALL, 6004UU	1	1	1	-----	2DK,3AG,3CO,5AG,AG,CL,DK,MX,PE
22	97284-52164-RO	SPOKE SET B(9X162) (INSIDE)	18	18	18	-----	2DK,3AG,3CO,5AG,AG,CL,DK,MX,PE
23	97605-52163-RO	SPOKE SET B(9X161.5) (OUTSIDE)	18	18	18	-----	2DK,3AG,3CO,5AG,AG,CL,DK,MX,PE

# F-19-30

# REAR WHEEL(CAST)

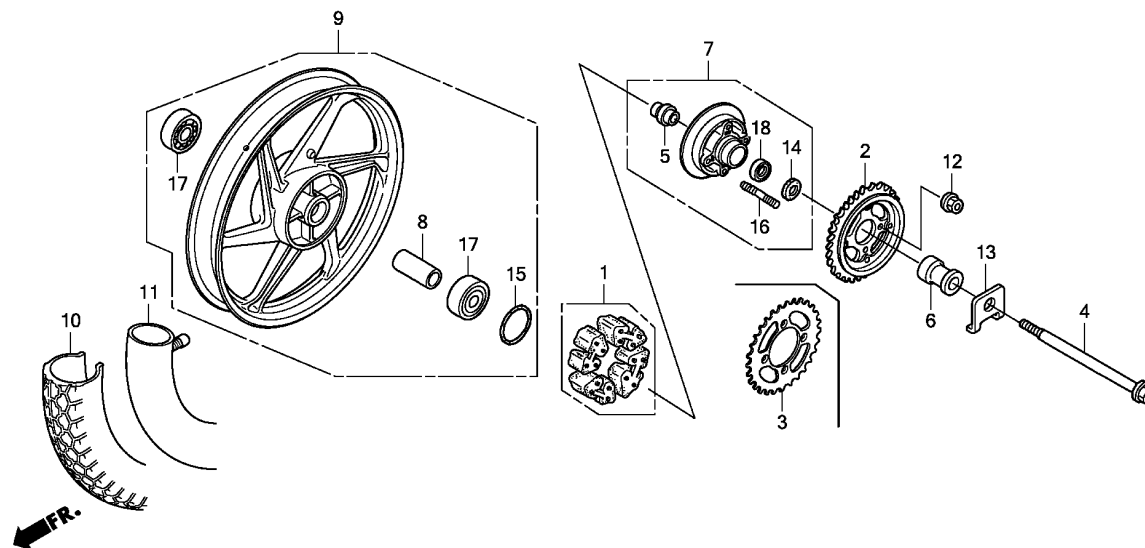
11



Ref. No.	L.O.N.	(Relative ref. Number) Description	F.R.T.
1		(15)	
1	710157	DAMPER, REAR WHEEL .....	0.3
2		(3)	
2	7101A0	SPROCKET, FINAL DRIVEN .....	0.4
4		(14)	
4	710160	AXLE, REAR WHEEL .....	0.3
7	7101A5	FLANGE ASSY., FINAL DRIVEN ...	0.4
9	710118	REAR WHEEL .....	0.8
10	710142	REAR TIRE(ONE) .....	0.8
11	7101A7	TUBE, REAR TIRE(ONE) .....	0.8
17	710133	BEARING, REAR WHEEL(ONE) .....	0.5
	710133G	.Replace 1 bearing add .....	0.1
18	7101D1	BEARING, FINAL DRIVEN FLANGE ..	0.5

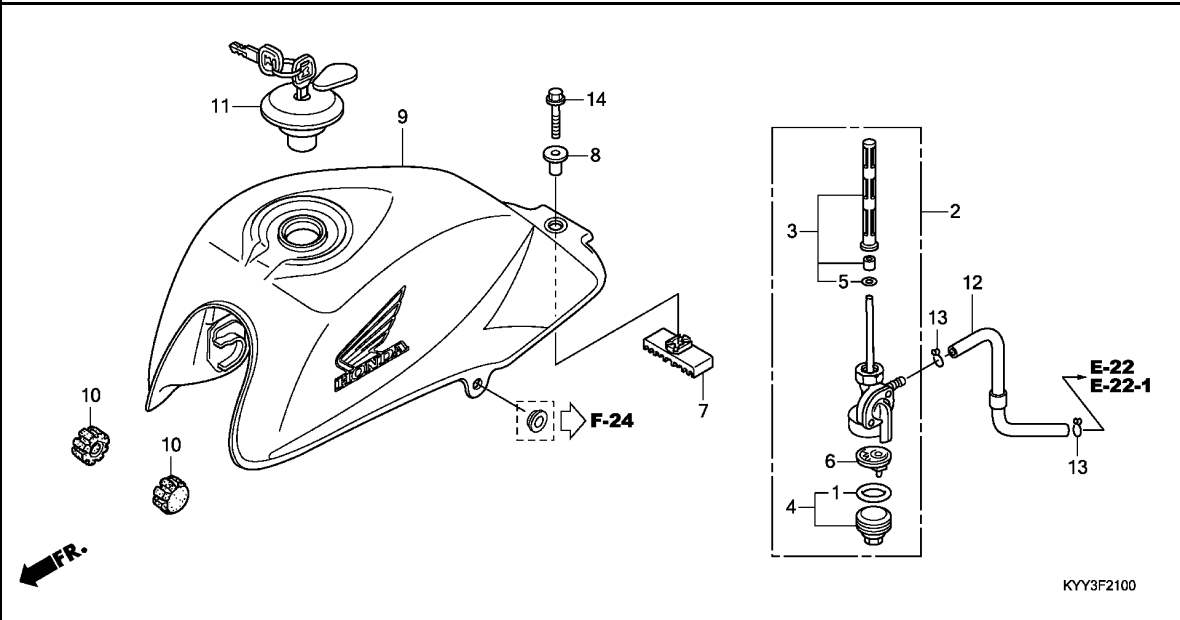
Ref. No.	Part No.	Description	Reqd. QTY			Serial No.	Parts catalogue code
			CGX125SH	C	D		
1	06410-KSP-900	DAMPER SET, WHEEL .....	1	1	1	-----	2AG,2CL,2KE,2PE,2TU,3DK,4AG,4CO,KE,SA,TU
2	41200-KVX-600	SPROCKET COMP., FINAL DRIVEN (44T)	1	-	-	-----	2AG,2CL,2PE
	41200-KYY-B50	.....	-	1	1	-----	2TU,SA,TU
	41200-KVX-600	.....	-	1	-	-----	4AG,4CO
3	41201-KYY-970	SPROCKET, FINAL DRIVEN(44T) -	1	-	1	-----	2KE,3DK,KE
			-	1	-	-----	2CL,2PE,3DK
4	42301-KYY-900	AXLE, RR. WHEEL .....	1	1	1	-----	2AG,2CL,2KE,2PE,2TU,3DK,4AG,4CO,KE,SA,TU
5	42303-KYY-900	SLEEVE, RR. WHEEL .....	1	1	1	-----	2AG,2CL,2KE,2PE,2TU,3DK,4AG,4CO,KE,SA,TU
6	42311-KYY-900	COLLAR, L. RR. WHEEL SIDE ...	1	1	1	-----	2AG,2CL,2KE,2PE,2TU,3DK,4AG,4CO,KE,SA,TU
7	42615-KYY-900	FLANGE SUB ASSY., RR. DRIVEN	1	1	1	-----	2AG,2CL,2KE,2PE,2TU,3DK,4AG,4CO,KE,SA,TU
8	42620-KYY-900	COLLAR, RR. AXLE DISTANCE ...	1	1	1	-----	2AG,2CL,2KE,2PE,2TU,3DK,4AG,4CO,KE,SA,TU
9	42650-KYY-910ZA	WHEEL SUB ASSY., RR. *NH132M*..MAX SILVER METALLIC	1	-	-	-----	2AG,2CL,2PE,3DK
	42650-KYY-910ZB	*NH303M* MAT AXIS GRAY METALLIC	-	1	-	-----	2CL,2PE,2TU,3DK,TU
	42650-KYY-910ZA	*NH132M*..MAX SILVER METALLIC	-	1	-	-----	4AG,4CO
	42650-KYY-910ZB	*NH303M* MAT AXIS GRAY METALLIC	-	-	1	-----	2KE,3DK,KE
10	42711-KWK-900	TIRE, RR.(90/90-18M/C 51P) ..	1	-	-	-----	2AG,2CL,2PE,3DK
	42711-KYA-600	TIRE, RR.(CHENG SHIN) (90/90-18M/C 51P)	1	-	-	-----	2AG,2CL,2PE,3DK
	42711-KYY-761	TIRE, RR.(KENDA) (90/90-18 M/C 51P)	-	1	-	-----	2CL,2PE,3DK
	42711-KWK-900	TIRE, RR.(90/90-18M/C 51P) ..	-	1	-	-----	2TU,4AG,4CO,TU
	42711-KYA-600	TIRE, RR.(CHENG SHIN) (90/90-18M/C 51P)	-	1	-	-----	2TU,4AG,4CO,TU

3



KYY3F1930A

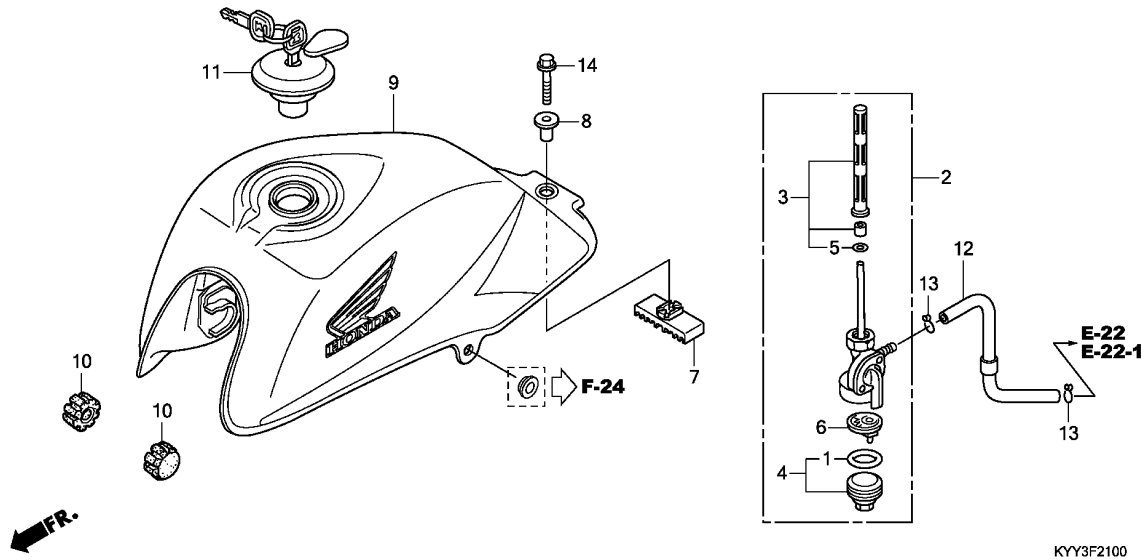
Ref. No.	Part No.	Description	Reqd. QTY			Serial No.	Parts catalogue code
			CGX125SH	C	D		
10)	42711-KWK-900	TIRE, RR.(90/90-18M/C 51P) ..	-	-	1	-----	2KE,3DK,KE,SA
	42711-KYA-600	TIRE, RR.(CHENG SHIN) (90/90-18M/C 51P)	-	-	1	-----	2KE,3DK,KE,SA
11	42712-KWK-900	TUBE, TIRE(DURO)(90/90-18M/C)	1	-	-	-----	2AG,2CL,2PE,3DK
	42712-KYA-600	TUBE, TIRE(CHENG SHIN) (90/90-18M/C)	1	-	-	-----	2AG,2CL,2PE,3DK
	42712-KYY-761	TUBE, TIRE(KENDA)(90/90-18)	-	1	-	-----	2CL,2PE,3DK
	42712-KWK-900	TUBE, TIRE(DURO)(90/90-18M/C)	-	1	-	-----	2TU,4AG,4CO,TU
	42712-KYA-600	TUBE, TIRE(CHENG SHIN) (90/90-18M/C)	-	1	-	-----	2TU,4AG,4CO,TU
	42712-KWK-900	TUBE, TIRE(DURO)(90/90-18M/C)	-	-	1	-----	2KE,3DK,KE,SA
	42712-KYA-600	TUBE, TIRE(CHENG SHIN) (90/90-18M/C)	-	-	1	-----	2KE,3DK,KE,SA
12	90304-KYA-601	NUT, FLANGE, 10MM(PT) .....	4	4	4	-----	2AG,2CL,2KE,2PE,2TU,3DK,4AG,4CO,KE,SA,TU
13	90559-KYY-900	WASHER, RR. AXLE .....	1	1	1	-----	2AG,2CL,2KE,2PE,2TU,3DK,4AG,4CO,KE,SA,TU
14	91257-230-003	OIL SEAL, 28X42X7 (ARAI) .....	1	1	1	-----	2AG,2CL,2KE,2PE,2TU,3DK,4AG,4CO,KE,SA,TU
	91257-230-005	OIL SEAL, 28X42X7 (NOK) .....	1	1	1	-----	2AG,2CL,2KE,2PE,2TU,3DK,4AG,4CO,KE,SA,TU
15	91352-KSP-900	O-RING, 51X2 .....	1	1	1	-----	2AG,2CL,2KE,2PE,2TU,3DK,4AG,4CO,KE,SA,TU
16	92915-10025-0E	BOLT, STUD, 10X25 .....	4	4	4	-----	2AG,2CL,2KE,2PE,2TU,3DK,4AG,4CO,KE,SA,TU
17	96140-63020-10	BEARING, RADIAL BALL, 6302U ..	2	2	2	-----	2AG,2CL,2KE,2PE,2TU,3DK,4AG,4CO,KE,SA,TU
18	96150-60040-10	BEARING, RADIAL BALL, 6004UU	1	1	1	-----	2AG,2CL,2KE,2PE,2TU,3DK,4AG,4CO,KE,SA,TU



Ref. No.	L.O.N.	(Relative ref. Number) Description	F.R.T.
2	310110	COCK ASSY., FUEL	0.2
3	310115	SCREEN, FUEL STRAINER	0.2
4	3101A6	CUP, FUEL STRAINER	0.1
9	310100	TANK, FUEL	0.2

Ref. No.	Part No.	Description	Reqd. QTY			Serial No.	Parts catalogue code
			CGX125SH	C	D		
1	16173-KEJ-900	O-RING	1	1	1	2AG,2CL,2DK,2KE,2PE,3AG,3CO,3DK,4AG,4CO,5AG,AG,CL,DK,KE,MX,PE,SA	
2	16950-KWK-901	COCK ASSY., FUEL	1	1	-	2AG,2CL,2PE,3AG,3CO,3DK,4AG,4CO,5AG,AG,CL,DK,MX,PE	
	16950-KYY-710		-	-	1	2DK,3DK,PE,SA	
	16950-KWK-901		-	-	1	2KE,CL,DK,KE	
3	16952-KWK-900	SCREEN SET, FUEL STRAINER	1	1	-	2AG,2CL,2PE,3AG,3CO,3DK,4AG,4CO,5AG,AG,CL,DK,MX,PE	
	16952-KYY-710		-	-	1	2DK,3DK,PE,SA	
	16952-KWK-900		-	-	1	2KE,CL,DK,KE	
4	16953-KWK-900	CUP SET, FUEL STRAINER	1	1	1	2AG,2CL,2DK,2KE,2PE,3AG,3CO,3DK,4AG,4CO,5AG,AG,CL,DK,KE,MX,PE,SA	
5	16958-KEJ-900	O-RING	1	1	1	2AG,2CL,2DK,2KE,2PE,3AG,3CO,3DK,4AG,4CO,5AG,AG,CL,DK,KE,MX,PE,SA	
6	16959-KEJ-900	FILTER, CUP	1	1	1	2AG,2CL,2DK,2KE,2PE,3AG,3CO,3DK,4AG,4CO,5AG,AG,CL,DK,KE,MX,PE,SA	
7	17508-KYY-900	RUBBER, RR. FUEL TANK MOUNTING	1	1	1	2AG,2CL,2DK,2KE,2PE,3AG,3CO,3DK,4AG,4CO,5AG,AG,CL,DK,KE,MX,PE,SA	
8	17509-KVX-600	COLLAR, FUEL TANK MOUNT	1	1	1	2AG,2CL,2DK,2KE,2PE,3AG,3CO,3DK,4AG,4CO,5AG,AG,CL,DK,KE,MX,PE,SA	
9	17520-KYY-601ZE	TANK SET, FUEL(WL)	1	-	-	2AG,2CL,2PE,AG,CL,MX,PE	
	*TYPE1*		1	-	-	2AG,2CL,2PE,AG,CL,PE	
	17520-KYY-601ZC	*TYPE3*	1	-	-	2AG,2CL,2PE,AG,CL,PE	
	17520-KYY-601ZD	*TYPE2*	1	-	-	2AG,2CL,2PE,AG,CL,PE	
	17520-KYY-971ZA	*TYPE2*	1	-	-	3DK,DK	
	17520-KYY-971ZB	*TYPE1*	1	-	-	3DK,DK	
	17520-KYY-601ZK	*TYPE4 1*	1	-	-	MX	
	17520-KYY-861ZC	*TYPE1 1*	-	1	-	2CL,2PE,3DK,5AG,CL,DK,PE	
	17520-KYY-861ZD	*TYPE2 1*	-	1	-	2CL,2PE,3DK,5AG,CL,DK,PE	
	17520-KYY-601ZC	*TYPE3*	-	1	-	3AG,3CO,4AG,4CO	
	17520-KYY-601ZD	*TYPE2*	-	1	-	3AG,3CO,4AG,4CO	
	17520-KYY-601ZE	*TYPE1*	-	1	-	3AG,3CO,4AG,4CO	
	17520-K52-N00ZC	*TYPE2*	-	-	1	2DK	
	17520-K52-N00ZD	*TYPE1*	-	-	1	2DK	
	17520-KYY-971ZA	*TYPE2*	-	-	1	2KE,KE	
	17520-KYY-971ZB	*TYPE1*	-	-	1	2KE,KE	



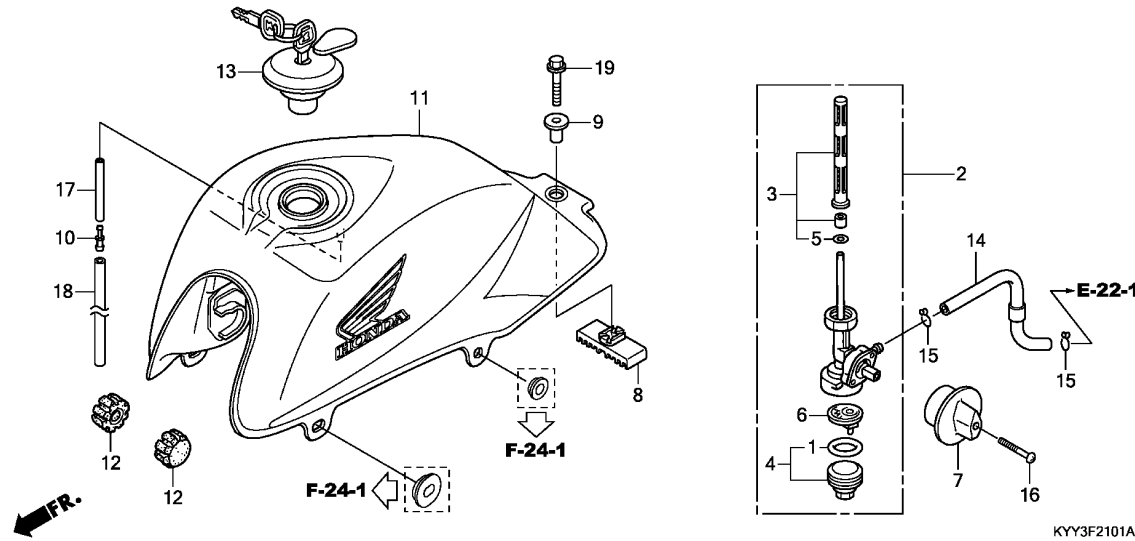


Ref. No.	Part No.	Description	Reqd. QTY			Serial No.	Parts catalogue code
			CGX125SH	C	D		
(9)	17520-K52-N00ZA	TANK SET, FUEL(WL)	-	-	1	-----	3DK
	17520-K52-N00ZB	*TYPE4*	-	-	1	-----	3DK
	17520-KYY-861ZC	*TYPE1 1*	-	-	1	-----	CL,DK
	17520-KYY-861ZD	*TYPE2 1*	-	-	1	-----	CL,DK
	17520-KYY-G00ZA	*TYPE2*	-	-	1	-----	PE
	17520-KYY-G00ZB	*TYPE1*	-	-	1	-----	PE
	17520-KYY-710ZA	*TYPE2*	-	-	1	-----	SA
	17520-KYY-710ZB	*TYPE1*	-	-	1	-----	SA
10	17611-286-000	CUSHION, FR. FUEL TANK	2	2	2	-----	2AG,2CL,2DK,2KE,2PE,3AG,3CO,3DK,4AG,4CO,5AG,AG,CL,DK,KE,MX,PE,SA
11	17620-KVX-601	CAP COMP., FUEL FILLER	1	1	1	-----	2AG,2CL,2DK,2KE,2PE,3AG,3CO,3DK,4AG,4CO,5AG,AG,CL,DK,KE,MX,PE,SA
	17620-KVX-A00	.....	1	1	1	-----	2AG,2CL,2PE,3AG,3CO,3DK,4AG,4CO,5AG,AG,CL,DK,MX,PE
	17620-KYY-971	.....	-	-	1	-----	2DK,3DK,PE
	17620-KVX-A00	.....	-	-	1	-----	2KE,CL,DK,KE
12	17681-KYY-900	TUBE, FUEL	1	1	1	-----	2AG,2CL,2PE,3AG,3CO,3DK,4AG,4CO,5AG,AG,CL,DK,MX,PE
	17681-KYY-710	.....	-	-	1	-----	2DK,3DK,PE,SA
	17681-KYY-900	.....	-	-	1	-----	2KE,CL,DK,KE
13	90652-KRF-S00	CLIP, TUBE(B8)	2	2	2	-----	2AG,2CL,2DK,2KE,2PE,3AG,3CO,3DK,4AG,4CO,5AG,AG,CL,DK,KE,MX,PE,SA
14	95701-08035-08	BOLT, FLANGE, 8X35	1	1	1	-----	2AG,2CL,2DK,2KE,2PE,3AG,3CO,3DK,4AG,4CO,5AG,AG,CL,DK,KE,MX,PE,SA

# F-21-1

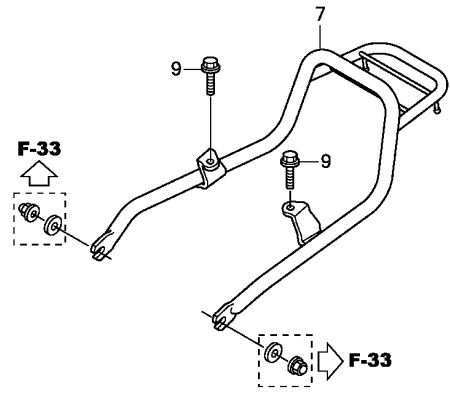
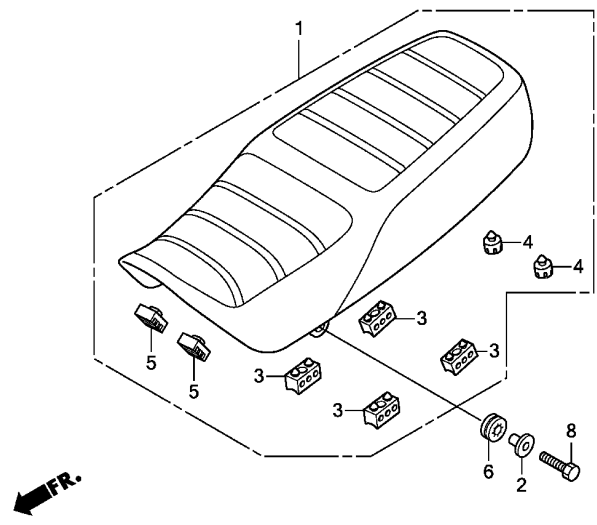
# FUEL TANK(2)

15



Ref. No.	L.O.N.	(Relative ref. Number) Description	F.R.T.
2	310110	COCK ASSY., FUEL .....	0.2
3		(5)	
3	310115	SCREEN, FUEL STRAINER .....	0.2
4		(1,6)	
4	3101A6	CUP, FUEL STRAINER .....	0.1
11	310100	TANK, FUEL .....	0.2

Ref. No.	Part No.	Description	Reqd. QTY			Serial No.	Parts catalogue code
			CGX125SH	C	D		
1	16173-KTT-900	O-RING .....	-	1	-	2TU,TU	
2	16950-KTT-900	COCK ASSY., FUEL .....	-	1	-	2TU,TU	
3	16952-KTT-900	SCREEN SET, FUEL STRAINER .....	-	1	-	2TU,TU	
4	16953-KTT-900	CUP SET, FUEL STRAINER .....	-	1	-	2TU,TU	
5	16958-KTT-900	O-RING .....	-	1	-	2TU,TU	
6	16959-KTT-900	FILTER, CUP .....	-	1	-	2TU,TU	
7	16963-KYY-900	LEVER, FUEL COCK .....	-	1	-	2TU,TU	
8	17508-KYY-900	RUBBER, RR. FUEL TANK MOUNTING .....	-	1	-	2TU,TU	
9	17509-KVX-600	COLLAR, FUEL TANK MOUNT .....	-	1	-	2TU,TU	
10	17520-KTT-900	JOINT, BREATHER TUBE .....	-	1	-	2TU,TU	
11	17520-KYY-A70ZC	TANK SET, FUEL(WL) *TYPE3*	-	1	-	2TU,TU	
	17520-KYY-A70ZD	*TYPE2*	-	1	-	2TU,TU	
	17520-KYY-A70ZE	*TYPE1*	-	1	-	2TU,TU	
12	17611-286-000	CUSHION, FR. FUEL TANK .....	-	2	-	2TU,TU	
13	17620-KYY-B51	CAP COMP., FUEL FILLER .....	-	1	-	2TU,TU	
14	17681-KYY-900	TUBE, FUEL .....	-	1	-	2TU,TU	
15	90652-KRF-S00	CLIP, TUBE(B8) .....	-	2	-	2TU,TU	
16	93500-04025-0G	SCREW, PAN, 4X25 .....	-	1	-	2TU,TU	
17	95001-45150-40	TUBE, FUEL, 4.5X150 (95001-45001-60M)	-	1	-	2TU,TU	
18	95001-75500-40	TUBE, FUEL, 7.3X500 (95001-75001-60M)	-	1	-	2TU,TU	
19	95701-08035-08	BOLT, FLANGE, 8X35 .....	-	1	-	2TU,TU	



KYY3F2300

Ref. No.	L.O.N.	(Relative ref. Number) Description	F.R.T.
1	4131E4	SEAT :DOUBLE .....	0.1
7	410165	CARRIER, LUGGAGE .....	0.1

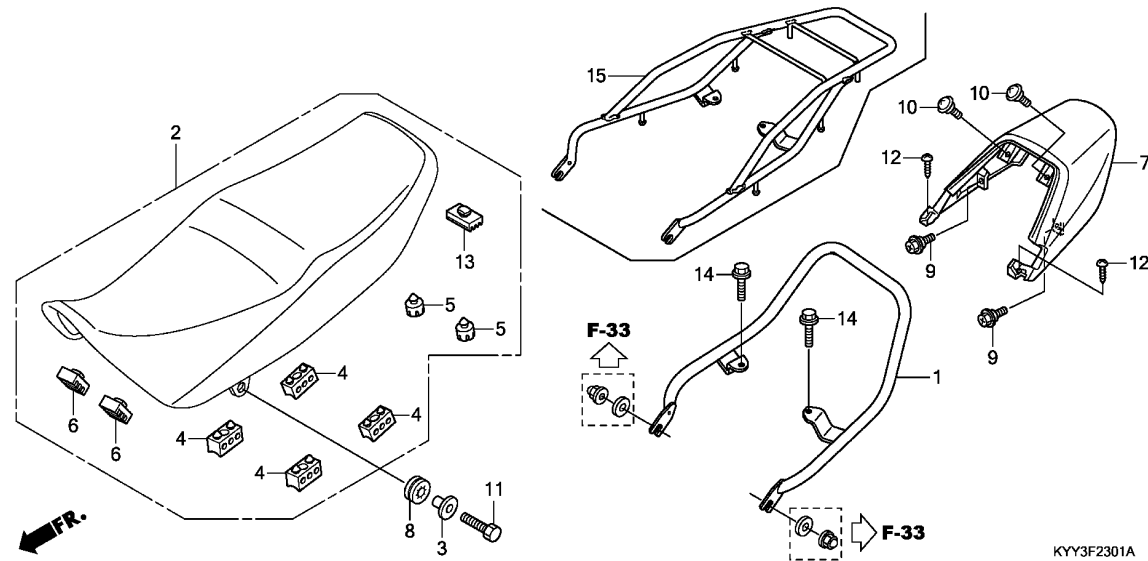
3

Ref. No.	Part No.	Description	Reqd. QTY			Serial No.	Parts catalogue code
			CGX125SH	C	D		
1	77200-KYY-970	SEAT ASSY., DOUBLE .....	1	-	-	-----	DK
			-	-	1	-----	2DK,KE
2	77201-KYY-900	COLLAR, SEAT MOUNTING .....	2	-	-	-----	DK
			-	-	2	-----	2DK,KE
3	77204-KYA-600	RUBBER A, SEAT SETTING .....	4	-	-	-----	DK
			-	-	4	-----	2DK,KE
4	77206-KFN-850	RUBBER, SEAT CUSHION .....	2	-	-	-----	DK
			-	-	2	-----	2DK,KE
5	77207-KYA-600	RUBBER B, SEAT SETTING .....	2	-	-	-----	DK
			-	-	2	-----	2DK,KE
6	77218-KYY-900	RUBBER, SEAT STAY .....	2	-	-	-----	DK
			-	-	2	-----	2DK,KE
7	81200-KYY-970	CARRIER COMP., RR. ....	1	-	-	-----	DK
			-	-	1	-----	2DK,KE
8	92101-08028-0A	BOLT, HEX., 8X28 .....	2	-	-	-----	DK
			-	-	2	-----	2DK,KE
9	95701-08016-08	BOLT, FLANGE, 8X16 .....	2	-	-	-----	DK
			-	-	2	-----	2DK,KE

# F-23-1

# SEAT/REAR COWL(2)

17

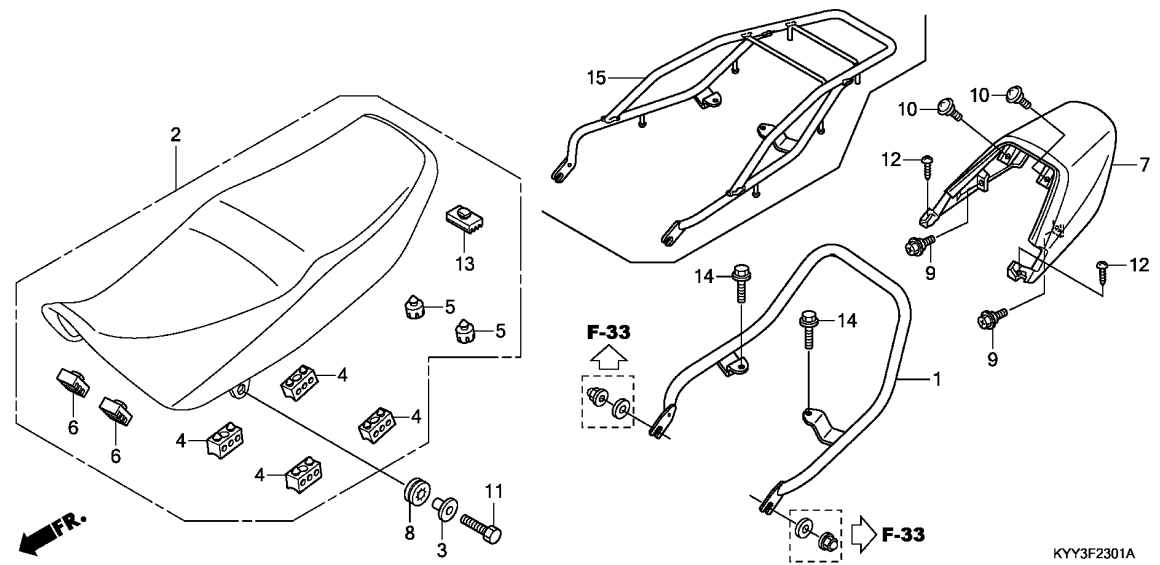


Ref. No.	L.O.N.	(Relative ref. Number) Description	F.R.T.
1		(15)	
	4131F6	RAIL, GRAB :REAR .....	0.1
	4131GP	RAIL, GRAB(A) :REAR .....	0.2
		.NOTE: 2TU/TU type	
2	4131E4	SEAT :DOUBLE .....	0.1
7	411135	COWL, REAR .....	0.3

Ref. No.	Part No.	Description	Reqd. QTY			Serial No.	Parts catalogue code
			CGX125SH	C	D		
1	50400-KYY-900	PIPE COMP., RR. GRIP .....	1	-	-	2AG,2CL,2PE,3DK,AG,CL,MX,PE 2TU,3AG,3CO,4AG,4CO,TU	
2	77200-KYY-900	SEAT ASSY., DOUBLE .....	1	-	-	2KE,3DK,SA 2AG,2CL,2PE,3DK,AG,CL,MX,PE	
3	77201-KYY-900	COLLAR, SEAT MOUNTING .....	2	-	-	2CL,2KE,2PE,2TU,3AG,3CO,3DK,4AG,4CO,5AG,CL,DK,PE,SA,TU	
4	77204-KYA-600	RUBBER A, SEAT SETTING .....	4	-	-	2AG,2CL,2PE,3DK,AG,CL,MX,PE	
5	77206-KFN-850	RUBBER, SEAT CUSHION .....	2	-	-	2CL,2KE,2PE,2TU,3AG,3CO,3DK,4AG,4CO,5AG,CL,DK,PE,SA,TU	
6	77207-KYA-600	RUBBER B, SEAT SETTING .....	2	-	-	2AG,2CL,2PE,3DK,AG,CL,MX,PE	
7	77215-KYY-920ZA	COWL SET, RR.(WL)	-	-	-	2CL,2KE,2PE,2TU,3AG,3CO,3DK,4AG,4CO,5AG,CL,DK,PE,SA,TU	
	*TYPE6*	.....	1	-	1	2KE,3DK	
	77215-KYY-900ZA	*TYPE1*.....	1	-	-	2AG,2CL,2PE,AG,CL,MX,PE	
	77215-KYY-900ZB	*TYPE2*.....	1	-	-	2AG,2CL,2PE,AG,CL,PE	
	77215-KYY-900ZC	*TYPE3*.....	1	-	-	2AG,2CL,2PE,AG,CL,PE	
	77215-KYY-600ZD	*TYPE1*.....	1	-	-	MX	
	77215-KYY-900ZA	*TYPE1*.....	-	1	1	2TU,3AG,3CO,4AG,4CO,SA,TU	
	77215-KYY-900ZB	*TYPE2*.....	-	1	1	2TU,3AG,3CO,4AG,4CO,SA,TU	
	77215-KYY-760ZA	*TYPE2*.....	-	1	-	2CL,2PE,3DK,5AG,CL,DK,PE	
	77215-KYY-760ZB	*TYPE1*.....	-	1	-	2CL,2PE,3DK,5AG,CL,DK,PE	
	77215-KYY-900ZC	*TYPE3*.....	-	1	-	2TU,3AG,3CO,4AG,4CO,TU	
	77215-KYY-760ZA	*TYPE2*.....	-	-	1	CL,DK,PE	
	77215-KYY-760ZB	*TYPE1*.....	-	-	1	CL,DK,PE	
8	77218-KYY-900	RUBBER, SEAT STAY .....	2	-	-	2AG,2CL,2PE,3DK,AG,CL,MX,PE	
		.....	-	2	2	2CL,2KE,2PE,2TU,3AG,3CO,3DK,4AG,4CO,5AG,CL,DK,PE,SA,TU	

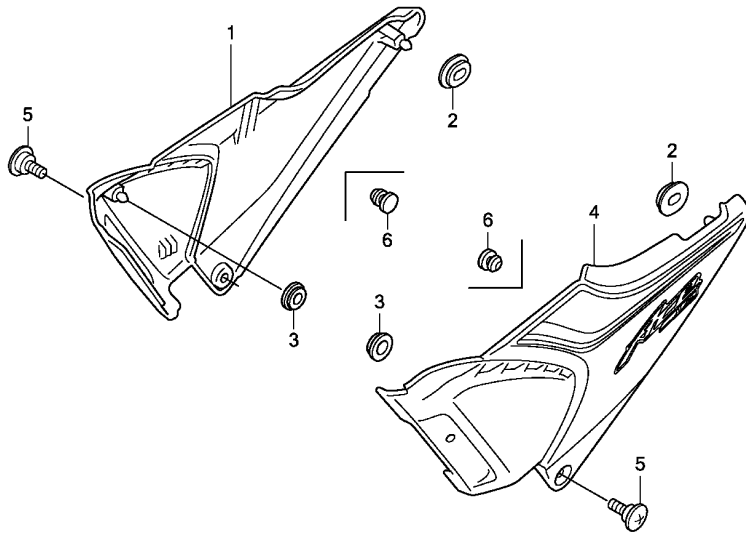
3





3

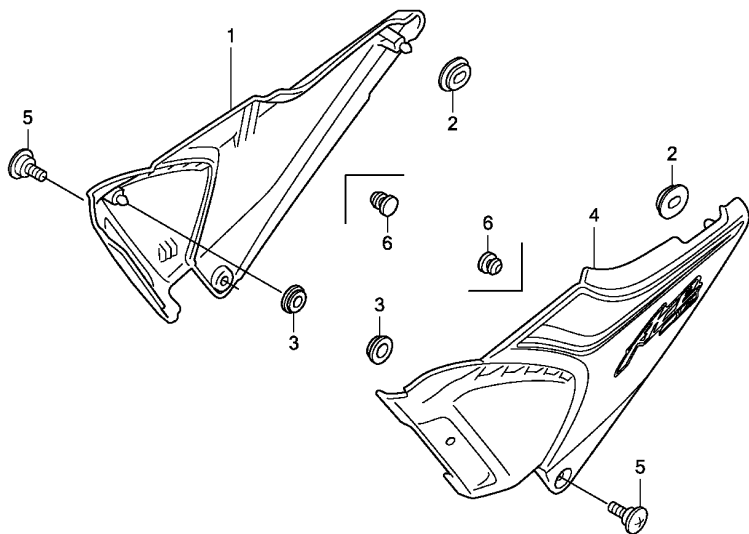
Ref. No.	Part No.	Description	Reqd. QTY			Serial No.	Parts catalogue code
			CGX125SH	C	D		
9	90106-KYY-900	SCREW, PAN, 5X13	2	-	-	-----	2AG,2CL,2PE,3DK,AG,CL,MX,PE
10	91510-KYA-600	SCREW, PAN, 5X15	2	-	-	-----	2CL,2KE,2PE,2TU,3AG,3CO,3DK,4AG,4CO,5AG,CL,DK,PE,SA,TU
			-	2	2	-----	2AG,2CL,2PE,3DK,AG,CL,MX,PE
			-	2	2	-----	2CL,2KE,2PE,2TU,3AG,3CO,3DK,4AG,4CO,5AG,CL,DK,PE,SA,TU
11	92101-08028-0A	BOLT, HEX., 8X28	2	-	-	-----	2AG,2CL,2PE,3DK,AG,CL,MX,PE
			-	2	2	-----	2CL,2KE,2PE,2TU,3AG,3CO,3DK,4AG,4CO,5AG,CL,DK,PE,SA,TU
12	93903-34320	SCREW, TAPPING, 4X12	2	-	-	-----	2AG,2CL,2PE,3DK,AG,CL,MX,PE
			-	2	2	-----	2CL,2KE,2PE,2TU,3AG,3CO,3DK,4AG,4CO,5AG,CL,DK,PE,SA,TU
13	95011-64000	RUBBER D, STAND STOPPER	1	-	-	-----	2AG,2CL,2PE,3DK,AG,CL,MX,PE
			-	1	1	-----	2CL,2KE,2PE,2TU,3AG,3CO,3DK,4AG,4CO,5AG,CL,DK,PE,SA,TU
14	95701-08016-08	BOLT, FLANGE, 8X16	2	-	-	-----	2AG,2CL,2PE,3DK,AG,CL,MX,PE
			-	2	2	-----	2CL,2KE,2PE,2TU,3AG,3CO,3DK,4AG,4CO,5AG,CL,DK,PE,SA,TU
15	81200-KYY-860	CARRIER COMP., RR.	-	1	-	-----	2CL,2PE,3DK,5AG,CL,DK,PE
			-	-	1	-----	CL,DK,PE



KYY3F2400A

Ref. No.	L.O.N.	(Relative ref. Number) Description	F.R.T.
1	4111H9	COVER, SIDE :RIGHT .....	0.1
4	4111H8	COVER, SIDE :LEFT .....	0.1
	4111J0	COVER, SIDE :BOTH .....	0.1

Ref. No.	Part No.	Description	Reqd. QTY		Serial No.	Parts catalogue code
			CGX125SH			
			C	D	E	
1	83520-KYY-600ZA	COVER SET, R. SIDE(WL)	1	1	-	2AG,2CL,2PE,3AG,3CO,4AG,4CO,5AG,AG,CL,PE
		*TYPE1*	1	-	-	3DK
	83520-KYY-980ZA	*TYPE2*	1	-	-	3DK
	83520-KYY-980ZB	*TYPE1*	1	-	-	DK
	83520-KYY-970ZA	*TYPE2*	1	-	-	DK
	83520-KYY-970ZB	*TYPE1*	1	-	-	MX
	83520-KYY-620ZA	*TYPE1*	-	1	-	3DK,DK
	83520-KYY-860ZA	*TYPE1*	-	1	-	2DK
	83520-K52-N00ZA	*TYPE2*	-	1	-	2DK
	83520-K52-N00ZB	*TYPE1*	-	1	-	2KE
	83520-KYY-980ZA	*TYPE2*	-	1	-	2KE
	83520-KYY-980ZB	*TYPE1*	-	1	-	3DK
	83520-K52-N10ZA	*TYPE2*	-	1	-	3DK
	83520-K52-N10ZB	*TYPE1*	-	1	-	CL
	83520-KYY-600ZA	*TYPE1*	-	1	-	DK
	83520-KYY-860ZA	*TYPE1*	-	1	-	KE
	83520-KYY-970ZA	*TYPE2*	-	1	-	KE
	83520-KYY-970ZB	*TYPE1*	-	1	-	PE
	83520-KYY-G00ZA	*TYPE2*	-	1	-	PE
	83520-KYY-G00ZB	*TYPE1*	-	1	-	SA
	83520-KYY-740ZA	*TYPE2*	-	1	-	SA
	83520-KYY-740ZB	*TYPE1*	-	1	-	2AG,2CL,2DK,2KE,2PE,3AG,3CO,3DK,4AG,4CO,5AG,AG,CL,DK,KE,MX,PE,SA
2	83542-KPN-900	GROMMET, SIDE COVER	2	2	2	2AG,2CL,2DK,2KE,2PE,3AG,3CO,3DK,4AG,4CO,5AG,AG,CL,DK,KE,MX,PE,SA
3	83551-376-000	GROMMET, SIDE COVER	2	2	2	2AG,2CL,2DK,2KE,2PE,3AG,3CO,3DK,4AG,4CO,5AG,AG,CL,DK,KE,MX,PE,SA
4	83620-KYY-600ZA	COVER SET, L. SIDE(WL)	1	1	-	2AG,2CL,2PE,3AG,3CO,4AG,4CO,5AG,AG,CL,PE
		*TYPE1*	1	-	-	3DK
	83620-KYY-980ZA	*TYPE2*	1	-	-	3DK
	83620-KYY-980ZB	*TYPE1*	1	-	-	DK
	83620-KYY-970ZA	*TYPE2*	1	-	-	



KYY3F2400A

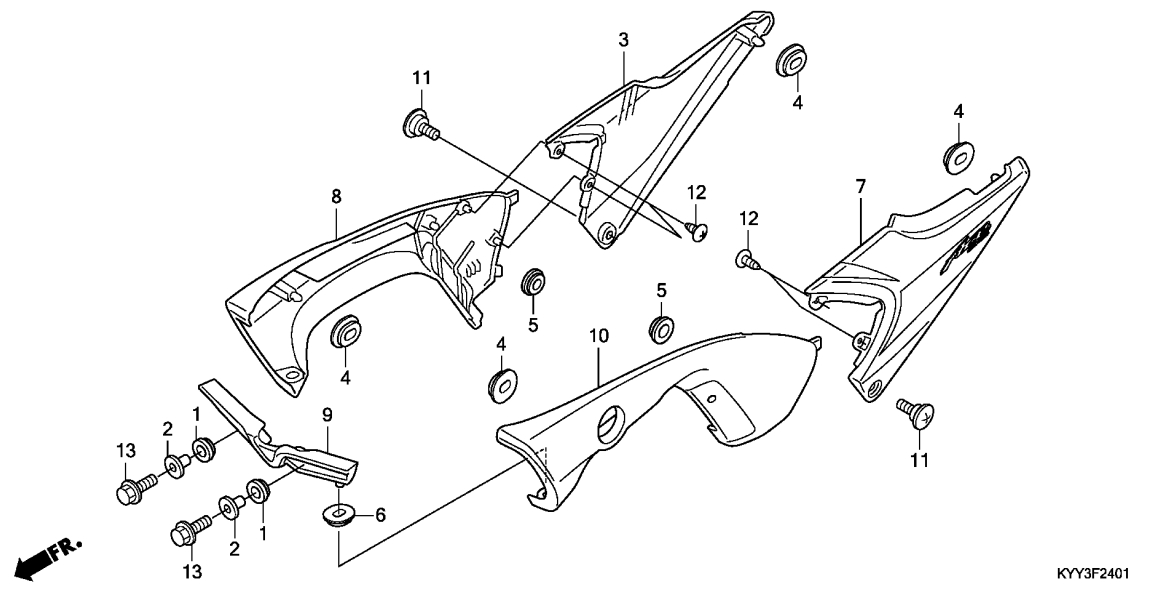
3

Ref. No.	Part No.	Description	Reqd. QTY			Serial No.	Parts catalogue code
			CGX125SH	C	D		
(4)	83620-KYY-970ZB	COVER SET, L. SIDE(WL)	1	-	-	-----	DK
	83620-KYY-620ZA	*TYPE1*	1	-	-	-----	MX
	83620-KYY-860ZA	*TYPE1*	-	1	-	-----	3DK,DK
	83620-K52-N00ZA	*TYPE2*	-	-	1	-----	2DK
	83620-K52-N00ZB	*TYPE1*	-	-	1	-----	2DK
	83620-KYY-980ZA	*TYPE2*	-	-	1	-----	2KE
	83620-KYY-980ZB	*TYPE1*	-	-	1	-----	2KE
	83620-K52-N10ZA	*TYPE2*	-	-	1	-----	3DK
	83620-K52-N10ZB	*TYPE1*	-	-	1	-----	3DK
	83620-KYY-600ZA	*TYPE1*	-	-	1	-----	CL
	83620-KYY-860ZA	*TYPE1*	-	-	1	-----	DK
	83620-KYY-970ZA	*TYPE2*	-	-	1	-----	KE
	83620-KYY-970ZB	*TYPE1*	-	-	1	-----	KE
	83620-KYY-G00ZA	*TYPE2*	-	-	1	-----	PE
	83620-KYY-G00ZB	*TYPE1*	-	-	1	-----	PE
	83620-KYY-740ZA	*TYPE2*	-	-	1	-----	SA
	83620-KYY-740ZB	*TYPE1*	-	-	1	-----	SA
5	90104-KYY-900	SCREW, SPECIAL, 6X17	2	2	2	-----	2AG,2CL,2DK,2KE,2PE,3AG,3CO,3DK,4AG,4CO,5AG,AG,CL,DK,KE,MX,PE,SA
6	90572-KV3-300	RUBBER, SEPARATOR MOUNTING	-	-	2	-----	2DK,3DK,PE,SA

F-24-1

SIDE COVER(2)

I11

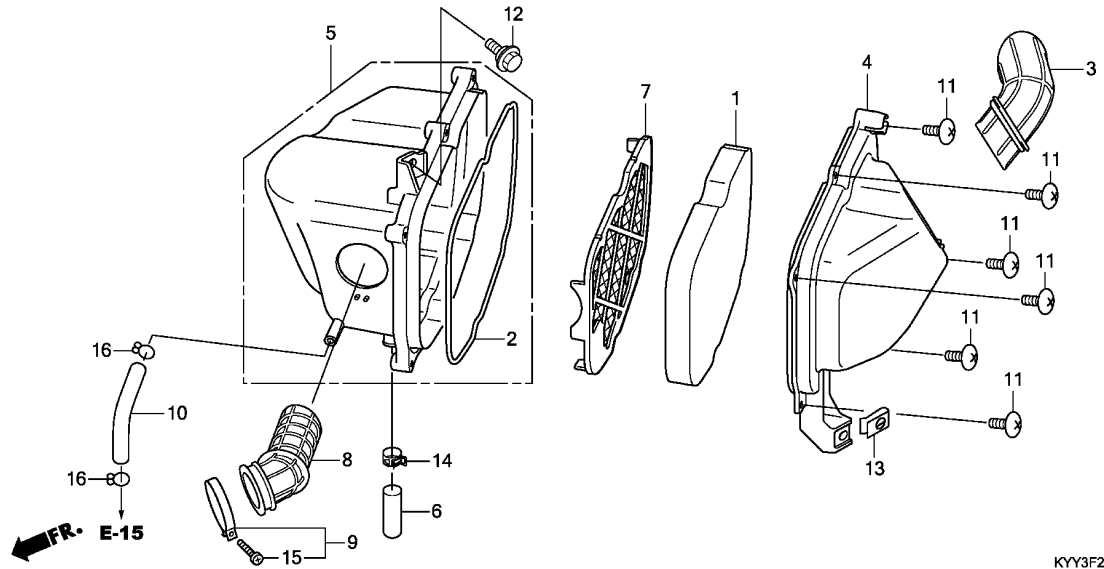


Ref. No.	L.O.N.	(Relative ref. Number) Description	F.R.T.
3	(8,9)		
4111H9		COVER, SIDE :RIGHT .....	0.1
7	(9,10)		
4111H8		COVER, SIDE :LEFT .....	0.1
4111J0		COVER, SIDE :BOTH .....	0.1

KYY3F2401

Ref. No.	Part No.	Description	Reqd. QTY			Serial No.	Parts catalogue code
			CGX125SH	C	D		
1	11344-MB0-000	GROMMET A, RR. COVER(8X16X6.6)	-	2	-	-----	2TU,TU
2	83119-MG9-000	COLLAR, LOCK SETTING .....	-	2	-	-----	2TU,TU
3	83520-KYY-B50ZA	COVER SET, R. SIDE(WL)	-	-	-	-----	2TU,TU
		*TYPE3*.....	-	1	-	-----	2TU,TU
	83520-KYY-B50ZB	*TYPE2*.....	-	1	-	-----	2TU,TU
	83520-KYY-B50ZC	*TYPE1*.....	-	1	-	-----	2TU,TU
4	83542-KPN-900	GROMMET, SIDE COVER .....	-	4	-	-----	2TU,TU
5	83551-376-000	GROMMET, SIDE COVER .....	-	2	-	-----	2TU,TU
6	83551-GE2-000	GROMMET, AIR CLEANER CASE ...	-	2	-	-----	2TU,TU
7	83620-KYY-B50ZA	COVER SET, L. SIDE(WL)	-	-	-	-----	2TU,TU
		*TYPE3*.....	-	1	-	-----	2TU,TU
	83620-KYY-B50ZB	*TYPE2*.....	-	1	-	-----	2TU,TU
	83620-KYY-B50ZC	*TYPE1*.....	-	1	-	-----	2TU,TU
8	83740-KYY-900	COVER, R. FR. SIDE .....	-	1	-	-----	2TU,TU
9	83741-KYY-900	BRACKET, FR. SIDE COVER .....	-	1	-	-----	2TU,TU
10	83840-KYY-900	COVER, L. FR. SIDE .....	-	1	-	-----	2TU,TU
11	90104-KYY-900	SCREW, SPECIAL, 6X17 .....	-	2	-	-----	2TU,TU
12	93903-24220	SCREW, TAPPING, 4X10 .....	-	4	-	-----	2TU,TU
13	95701-06016-07	BOLT, FLANGE, 6X16 .....	-	2	-	-----	2TU,TU

3



Ref. No.	L.O.N.	(Relative ref. Number) Description	F.R.T.
1	312105	ELEMENT, AIR CLEANER .....	0.2
4		(3)	
4	312102	COVER, AIR CLEANER CASE .....	0.2
5	3121A5	CASE, AIR CLEANER .....	0.5
8	3121B6	TUBE, AIR CLEANER CONNECTING .	0.5

KYY3F2500

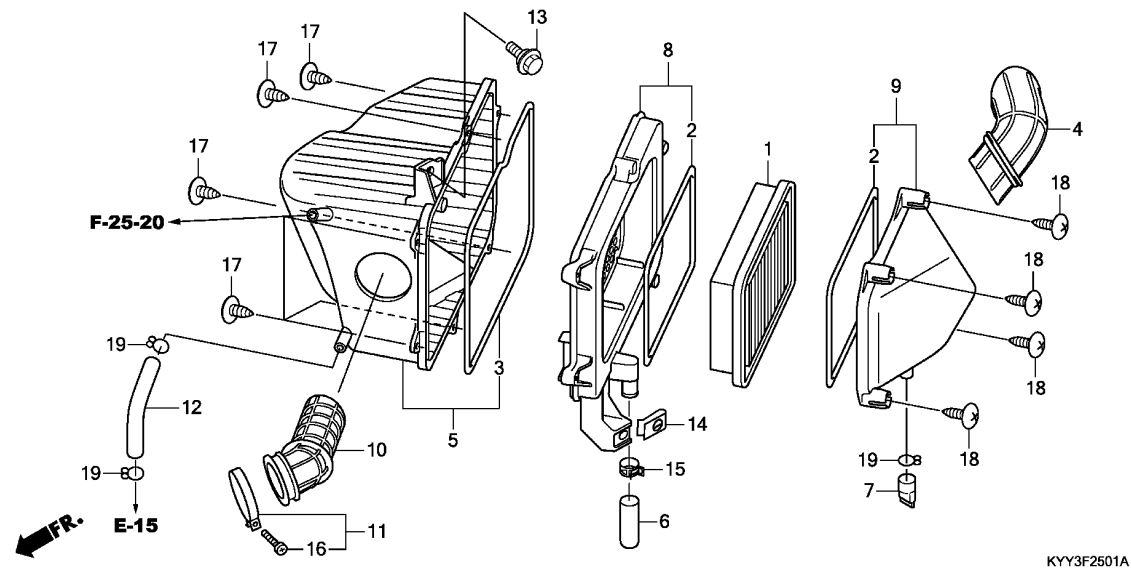
3

Ref. No.	Part No.	Description	Reqd. QTY			Serial No.	Parts catalogue code
			CGX125SH				
			C	D	E		
1	17205-KYY-970	ELEMENT, AIR CLEANER .....	1	1	1	-----	2DK,2KE,3DK,DK,KE
2	17213-KYY-970	SEAL, AIR CLEANER COVER .....	1	1	1	-----	2DK,2KE,3DK,DK,KE
3	17219-KYY-900	DUCT, AIR CLEANER .....	1	1	1	-----	2DK,2KE,3DK,DK,KE
4	17220-KYY-970	COVER, AIR CLEANER CASE .....	1	1	1	-----	2DK,2KE,3DK,DK,KE
5	17225-KYY-970	CASE SUB ASSY., AIR CLEANER .	1	1	1	-----	2DK,2KE,3DK,DK,KE
6	17227-KYY-900	TUBE, VINYL, 11X15X40 .....	1	1	1	-----	2DK,2KE,3DK,DK,KE
7	17250-KYY-970	HOLDER COMP., ELEMENT GUARD .	1	1	1	-----	2DK,2KE,3DK,DK,KE
8	17253-KYY-970	TUBE, AIR CLEANER CONNECTING	1	1	1	-----	2DK,2KE,3DK,DK,KE
9	17255-329-000	BAND A, AIR CLEANER CONNECTING TUBE	1	1	1	-----	2DK,2KE,3DK,DK,KE
10	17368-KYY-900	TUBE, BREATHER .....	1	1	1	-----	2DK,2KE,3DK,DK,KE
11	90104-964-000	SCREW, 5X12 .....	6	6	6	-----	2DK,2KE,3DK,DK,KE
12	90111-162-000	BOLT, FLANGE, 6MM .....	1	1	1	-----	2DK,2KE,3DK,DK,KE
13	90311-KSH-900	NUT, CLIP, 6MM .....	1	1	1	-----	2DK,2KE,3DK,DK,KE
14	91406-KVX-600	CLAMP, TUBE(D14.5) .....	1	1	1	-----	2DK,2KE,3DK,DK,KE
15	93500-05025-0G	SCREW, PAN, 5X25 .....	1	1	1	-----	2DK,2KE,3DK,DK,KE
16	95002-02130	CLIP, TUBE(B12.5) .....	2	2	2	-----	2DK,2KE,3DK,DK,KE

# F-25-1

# AIR CLEANER(2)

I13



Ref. No.	L.O.N.	(Relative ref. Number) Description	F.R.T.
1	(2)	ELEMENT, AIR CLEANER(A) .....	0.1
5		CASE, AIR CLEANER .....	0.5
8		CASE, SUB AIR CLEANER .....	0.4
9	(4)	COVER, AIR CLEANER CASE .....	0.2
10		TUBE, AIR CLEANER CONNECTING ..	0.5

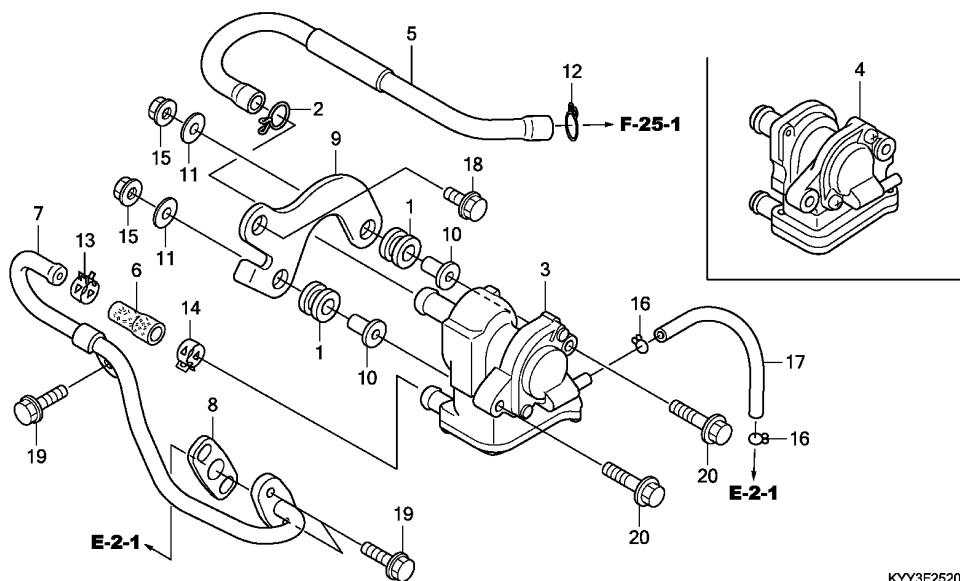
Ref. No.	Part No.	Description	Reqd. QTY			Serial No.	Parts catalogue code
			CGX125SH	C	D		
1	17211-KVX-600 17211-KVC-680	ELEMENT COMP., AIR CLEANER ..	1	1	-	-----	2AG,2CL,2PE,3AG,3CO,4AG,4CO,AG,CL,MX,PE 2TU,5AG,TU
2	17214-KVX-600	SEAL, AIR CLEANER .....	2	2	2	-----	CL,PE,SA 2AG,2CL,2PE,2TU,3AG,3CO,4AG,4CO,5AG,AG,CL,MX,PE,SA,TU
3	17215-KYY-900	SEAL, AIR CLEANER CASE .....	1	1	1	-----	2AG,2CL,2PE,2TU,3AG,3CO,4AG,4CO,5AG,AG,CL,MX,PE,SA,TU
4	17219-KYY-900	DUCT, AIR CLEANER .....	1	1	1	-----	2AG,2CL,2PE,2TU,3AG,3CO,4AG,4CO,5AG,AG,CL,MX,PE,SA,TU
5	17225-KYY-600 17225-KYY-900	CASE SUB ASSY., AIR CLEANER ..	1	1	1	-----	2AG,2CL,2PE,3AG,3CO,4AG,4CO,5AG,AG,CL,MX,PE,SA 2TU,TU
6	17227-KYY-900	TUBE, VINYL, 11X15X40 .....	1	1	1	-----	2AG,2CL,2PE,2TU,3AG,3CO,4AG,4CO,5AG,AG,CL,MX,PE,SA,TU
7	17234-KCC-941	TUBE, AIR CLEANER DRAIN .....	1	1	1	-----	2AG,2CL,2PE,2TU,3AG,3CO,4AG,4CO,5AG,AG,CL,MX,PE,SA,TU
8	17235-KYY-900	HOLDER SUB ASSY., AIR CLEANER	1	1	1	-----	2AG,2CL,2PE,2TU,3AG,3CO,4AG,4CO,5AG,AG,CL,MX,PE,SA,TU
9	17245-KYY-900	COVER SUB ASSY., AIR CLEANER	1	1	1	-----	2AG,2CL,2PE,2TU,3AG,3CO,4AG,4CO,5AG,AG,CL,MX,PE,SA,TU
10	17253-KYY-900	TUBE, AIR CLEANER CONNECTING	1	1	1	-----	2AG,2CL,2PE,2TU,3AG,3CO,4AG,4CO,5AG,AG,CL,MX,PE,SA,TU
11	17255-329-000	BAND A, AIR CLEANER CONNECTING TUBE	1	1	1	-----	2AG,2CL,2PE,2TU,3AG,3CO,4AG,4CO,5AG,AG,CL,MX,PE,SA,TU
12	17368-KYY-900	TUBE, BREATHER .....	1	1	1	-----	2AG,2CL,2PE,2TU,3AG,3CO,4AG,4CO,5AG,AG,CL,MX,PE,SA,TU
13	90111-162-000	BOLT, FLANGE, 6MM .....	1	1	1	-----	2AG,2CL,2PE,2TU,3AG,3CO,4AG,4CO,5AG,AG,CL,MX,PE,SA,TU
14	90311-KSH-900	NUT, CLIP, 6MM .....	1	1	1	-----	2AG,2CL,2PE,2TU,3AG,3CO,4AG,4CO,5AG,AG,CL,MX,PE,SA,TU
15	91406-KVX-600	CLAMP, TUBE(D14.5) .....	1	1	1	-----	2AG,2CL,2PE,2TU,3AG,3CO,4AG,4CO,5AG,AG,CL,MX,PE,SA,TU
16	93500-05025-0G	SCREW, PAN, 5X25 .....	1	1	1	-----	2AG,2CL,2PE,2TU,3AG,3CO,4AG,4CO,5AG,AG,CL,MX,PE,SA,TU
17	93903-25380	SCREW, TAPPING, 5X16 .....	6	6	6	-----	2AG,2CL,2PE,2TU,3AG,3CO,4AG,4CO,5AG,AG,CL,MX,PE,SA,TU
18	93903-25580	SCREW, TAPPING, 5X25 .....	4	4	4	-----	2AG,2CL,2PE,2TU,3AG,3CO,4AG,4CO,5AG,AG,CL,MX,PE,SA,TU
19	95002-02130	CLIP, TUBE(B12.5) .....	3	3	3	-----	2AG,2CL,2PE,2TU,3AG,3CO,4AG,4CO,5AG,AG,CL,MX,PE,SA,TU

3

# F-25-20

# AIR SUCTION VALVE

I14



Ref. No.	L.O.N.	(Relative ref. Number) Description	F.R.T.
3	(4)	VALVE, SECONDARY AIR CONTROL	0.2
7	(8)	PIPE, SECONDARY AIR	0.1

KYY3F2520

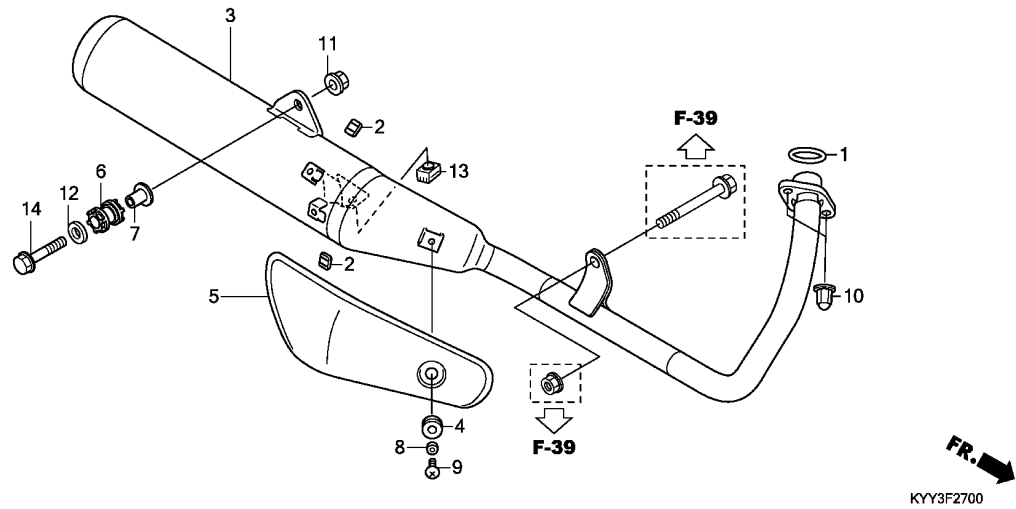
Ref. No.	Part No.	Description	Reqd. QTY			Serial No.	Parts catalogue code
			CGX125SH	C	D		
1	11344-MB0-000	GROMMET A, RR. COVER(8X16X6.6)	-	2	-	-----	2TU,TU
2	15771-KV6-000	CLIP, OIL DRAIN TUBE	-	1	-	-----	2TU,TU
3	18600-KYY-901	VALVE ASSY., AIR SUCTION (MIKUNI)	-	1	-	-----	2TU,TU
4	18600-KYY-B61	VALVE ASSY., AIR SUCTION	-	1	-	-----	2TU
5	18601-KYY-900	TUBE, SUCTION	-	1	-	-----	2TU,TU
6	18602-KYY-900	HOSE, REED VALVE	-	1	-	-----	2TU,TU
7	18640-KYY-900	PIPE COMP., AIR FEED	-	1	-	-----	2TU,TU
8	18645-KPH-C00	GASKET, AIR FEED PIPE	-	1	-	-----	2TU,TU
9	50535-KYY-900	BRACKET, AIR SUCTION VALVE	-	1	-	-----	2TU,TU
10	83119-GT4-000	COLLAR, METER	-	2	-	-----	2TU,TU
11	90450-ZA0-000	WASHER, PLAIN, 6X16	-	2	-	-----	2TU,TU
12	90602-KJ9-670	CLIP, TUBE	-	1	-	-----	2TU,TU
13	90678-KRF-B40	CLIP, FUEL HOSE	-	1	-	-----	2TU,TU
14	91405-MF5-860	CLAMP, TUBE(D17)	-	1	-	-----	2TU,TU
15	94050-06000	NUT, FLANGE, 6MM	-	2	-	-----	2TU,TU
16	95002-02070	CLIP, TUBE(B7)	-	2	-	-----	2TU,TU
17	95005-35195-20	TUBE, 3.5X195(95005-35001-20M)	-	1	-	-----	2TU,TU
18	95701-06012-08	BOLT, FLANGE, 6X12	-	1	-	-----	2TU,TU
19	95701-06020-00	BOLT, FLANGE, 6X20	-	3	-	-----	2TU,TU
20	96001-06028-00	BOLT, FLANGE, 6X28	-	2	-	-----	2TU,TU

3

F-27

EXHAUST MUFFLER(1)

I15

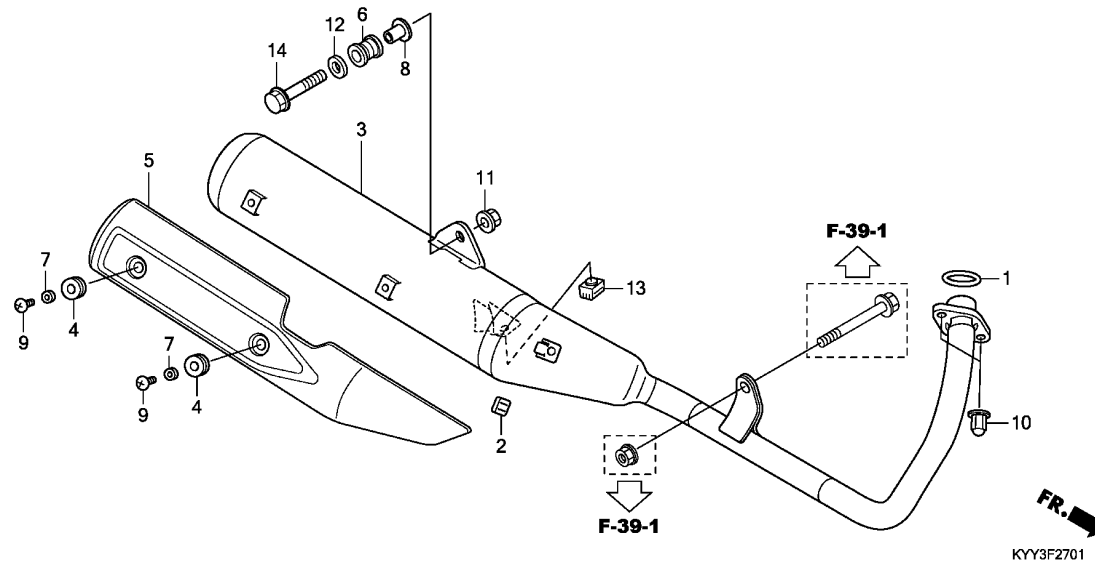


Ref. No.	L.O.N.	(Relative ref. Number) Description	F.R.T.
1	3131B4	GASKET, EXHAUST PIPE .....	0.2
3	313120	MUFFLER .....	0.2
5	313121	PROTECTOR, MUFFLER .....	0.1

Ref. No.	Part No.	Description	Reqd. QTY			Serial No.	Parts catalogue code
			CGX125SH	C	D		
1	18291-GE2-920	GASKET, EX. PIPE .....	1	-	-	-----	DK
2	18293-KYY-900	RUBBER, PROTECTOR PACKING ...	2	-	-	-----	2DK,KE
3	18300-KYY-970	MUFFLER COMP., EX. ....	1	-	2	-----	DK
4	18345-KTJ-900	RUBBER, MUFFLER MOUNTING ....	1	-	-	-----	2DK,KE
5	18355-KYY-970	COVER, MUFFLER .....	1	-	-	-----	DK
6	18421-KBA-900	RUBBER, MUFFLER MOUNTING ....	1	-	-	-----	2DK,KE
7	18422-KBA-900	COLLAR, MUFFLER MOUNTING ....	1	-	-	-----	DK
8	18422-KTJ-900	COLLAR, MUFFLER MOUNTING ....	1	-	-	-----	2DK,KE
9	90107-KWK-900	BOLT, BODY COVER SETTING ....	1	-	-	-----	DK
10	90305-KSP-900	NUT, EXHAUST PIPE, 8MM .....	2	-	-	-----	2DK,KE
11	94050-08000	NUT, FLANGE, 8MM .....	1	-	-	-----	DK
12	94103-08000	WASHER, PLAIN, 8MM .....	1	-	-	-----	2DK,KE
13	95011-61000	RUBBER A, STAND STOPPER .....	1	-	-	-----	DK
14	95801-08045-08	BOLT, FLANGE, 8X45 .....	1	-	-	-----	2DK,KE

3





Ref. No.	L.O.N.	(Relative ref. Number) Description	F.R.T.
1	3131B4	GASKET, EXHAUST PIPE .....	0.2
3	313120	MUFFLER .....	0.2
5	313121	PROTECTOR, MUFFLER .....	0.1

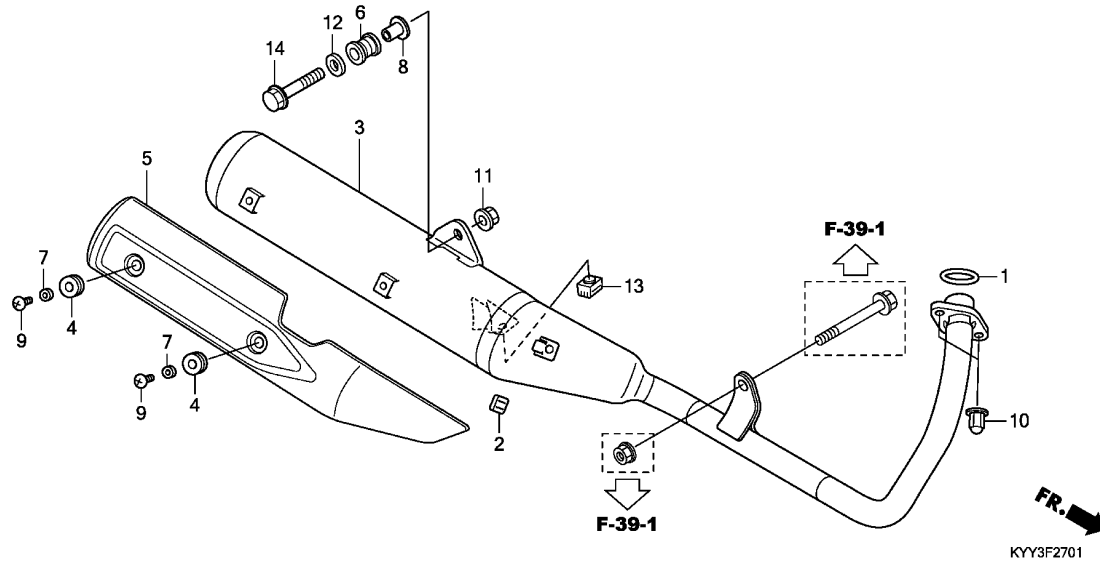
3

Ref. No.	Part No.	Description	Reqd. QTY			Serial No.	Parts catalogue code
			CGX125SH	C	D		
1	18291-GE2-920	GASKET, EX. PIPE .....	1	-	1	-----	2AG,2CL,2PE,3DK,AG,CL,MX,PE
2	18293-KYY-900	RUBBER, PROTECTOR PACKING ...	1	-	1	-----	2CL,2KE,2PE,3AG,3CO,3DK,4AG,4CO,5AG,CL,DK,PE,SA
3	18300-KYY-600	MUFFLER COMP., EX. ....	1	-	1	-----	2AG,2CL,2PE,3DK,AG,CL,MX,PE
	18300-KYY-980	.....	1	-	1	-----	3DK
	18300-KYY-600	.....	-	1	1	-----	2CL,2KE,2PE,3DK,5AG,CL,DK,PE,SA
4	18345-KTJ-900	RUBBER, MUFFLER MOUNTING ....	2	-	2	-----	3AG,3CO,4AG,4CO
5	18355-KYY-900	COVER, MUFFLER .....	1	-	1	-----	2AG,2CL,2PE,3DK,AG,CL,MX,PE
			-	1	1	-----	2CL,2KE,2PE,3AG,3CO,3DK,4AG,4CO,5AG,CL,DK,PE,SA
6	18421-KVX-600	RUBBER, MUFFLER MOUNTING ....	1	-	1	-----	2AG,2CL,2PE,3DK,AG,CL,MX,PE
			-	1	1	-----	2CL,2KE,2PE,3AG,3CO,3DK,4AG,4CO,5AG,CL,DK,PE,SA
7	18422-KTJ-900	COLLAR, MUFFLER MOUNTING ....	2	-	2	-----	2AG,2CL,2PE,3DK,AG,CL,MX,PE
			-	2	2	-----	2CL,2KE,2PE,3AG,3CO,3DK,4AG,4CO,5AG,CL,DK,PE,SA
8	18442-KRC-900	COLLAR, MUFFLER MOUNTING ....	1	-	1	-----	2AG,2CL,2PE,3DK,AG,CL,MX,PE
			-	1	1	-----	2CL,2KE,2PE,3AG,3CO,3DK,4AG,4CO,5AG,CL,DK,PE,SA
9	90107-KWK-900	BOLT, BODY COVER SETTING ....	2	-	2	-----	2AG,2CL,2PE,3DK,AG,CL,MX,PE
			-	2	2	-----	2CL,2KE,2PE,3AG,3CO,3DK,4AG,4CO,5AG,CL,DK,PE,SA
10	90305-KSP-900	NUT, EXHAUST PIPE, 8MM .....	2	-	2	-----	2AG,2CL,2PE,3DK,AG,CL,MX,PE
			-	2	2	-----	2CL,2KE,2PE,3AG,3CO,3DK,4AG,4CO,5AG,CL,DK,PE,SA
11	94050-10000	NUT, FLANGE, 10MM .....	1	-	1	-----	2AG,2CL,2PE,3DK,AG,CL,MX,PE
			-	1	1	-----	2CL,2KE,2PE,3AG,3CO,3DK,4AG,4CO,5AG,CL,DK,PE,SA
12	94103-10000	WASHER, PLAIN, 10MM .....	1	-	1	-----	2AG,2CL,2PE,3DK,AG,CL,MX,PE
			-	1	1	-----	2CL,2KE,2PE,3AG,3CO,3DK,4AG,4CO,5AG,CL,DK,PE,SA

F-27-1

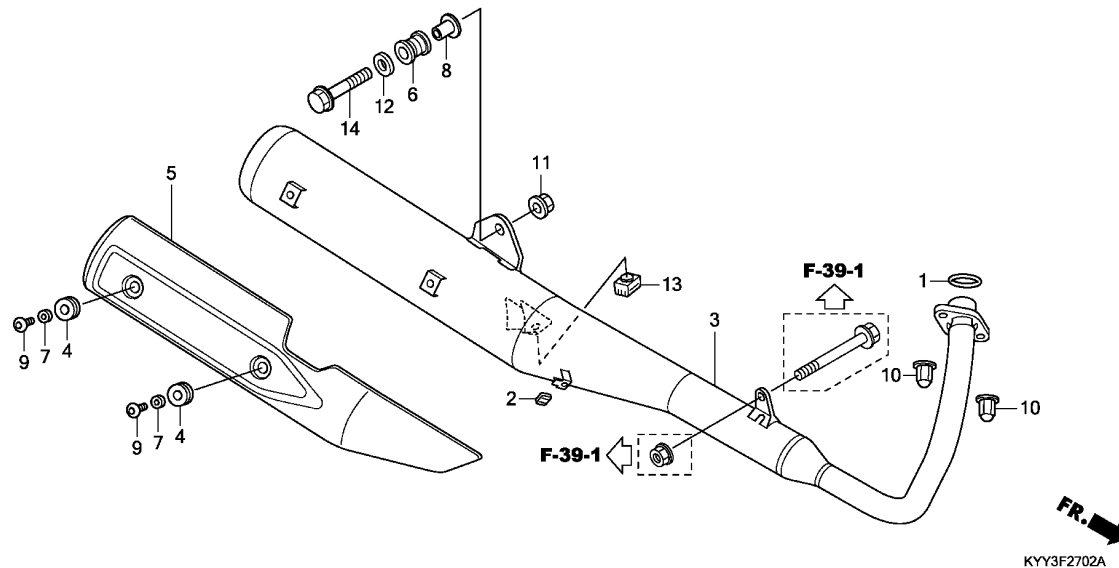
EXHAUST MUFFLER(2)

J 1



Ref. No.	Part No.	Description	Reqd. QTY			Serial No.	Parts catalogue code
			CGX125SH				
			C	D	E		
13	95011-61000	RUBBER A, STAND STOPPER .....	1	-	-	-----	2AG,2CL,2PE,3DK,AG,CL,MX,PE
			-	1	1	-----	2CL,2KE,2PE,3AG,3CO,3DK,4AG,4CO,5AG,CL,DK,PE,SA
14	95801-10055-08	BOLT, FLANGE, 10X55 .....	1	-	-	-----	2AG,2CL,2PE,3DK,AG,CL,MX,PE
			-	1	1	-----	2CL,2KE,2PE,3AG,3CO,3DK,4AG,4CO,5AG,CL,DK,PE,SA

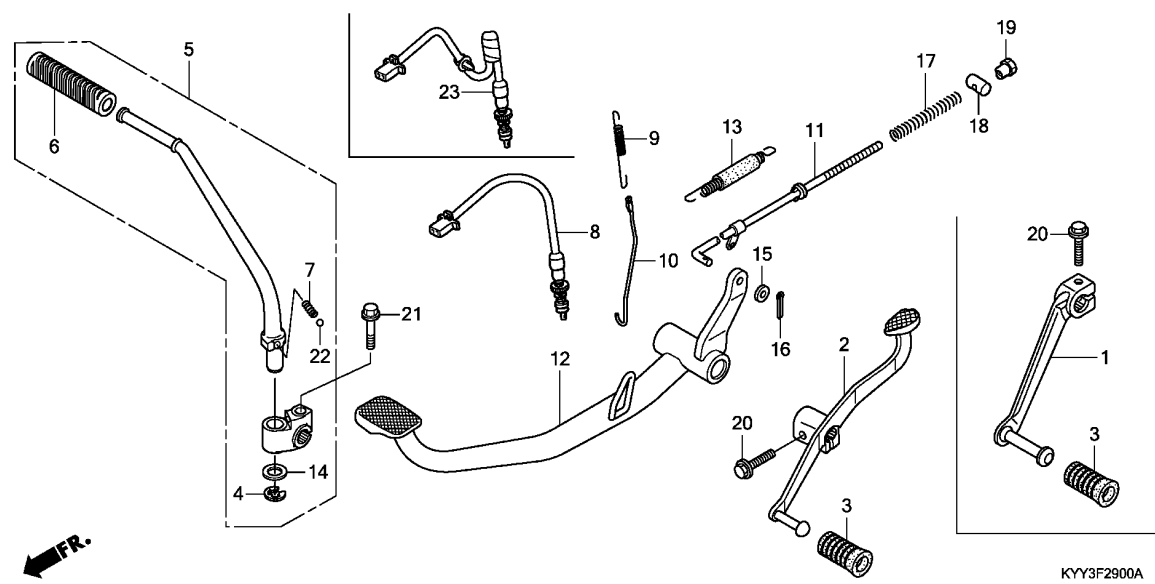
3



Ref. No.	L.O.N.	(Relative ref. Number) Description	F.R.T.
1	3131B4	GASKET, EXHAUST PIPE .....	0.2
3	313120	MUFFLER .....	0.2
5	313121	PROTECTOR, MUFFLER .....	0.1

3

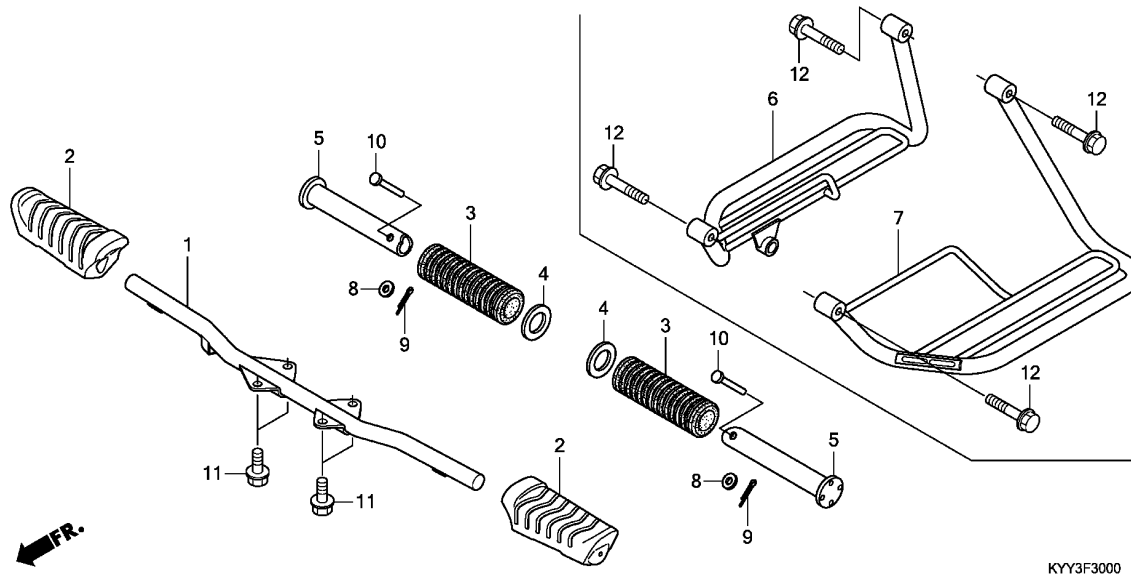
Ref. No.	Part No.	Description	Reqd. QTY			Serial No.	Parts catalogue code
			CGX125SH	C	D		
1	18291-GE2-920	GASKET, EX. PIPE .....	-	1	-	-----	2TU,TU
2	18293-KYY-900	RUBBER, PROTECTOR PACKING .....	-	1	-	-----	2TU,TU
3	18300-KYY-B60	MUFFLER COMP., EX. ....	-	1	-	-----	2TU,TU
4	18345-KTJ-900	RUBBER, MUFFLER MOUNTING .....	-	2	-	-----	2TU,TU
5	18355-KYY-900	COVER, MUFFLER .....	-	1	-	-----	2TU,TU
6	18421-KVX-600	RUBBER, MUFFLER MOUNTING .....	-	1	-	-----	2TU,TU
7	18422-KTJ-900	COLLAR, MUFFLER MOUNTING .....	-	2	-	-----	2TU,TU
8	18442-KRC-900	COLLAR, MUFFLER MOUNTING .....	-	1	-	-----	2TU,TU
9	90107-KWK-900	BOLT, BODY COVER SETTING .....	-	2	-	-----	2TU,TU
10	90305-KSP-900	NUT, EXHAUST PIPE, 8MM .....	-	2	-	-----	2TU,TU
11	94050-10000	NUT, FLANGE, 10MM .....	-	1	-	-----	2TU,TU
12	94103-10000	WASHER, PLAIN, 10MM .....	-	1	-	-----	2TU,TU
13	95011-61000	RUBBER A, STAND STOPPER .....	-	1	-	-----	2TU,TU
14	95801-10055-08	BOLT, FLANGE, 10X55 .....	-	1	-	-----	2TU,TU



Ref. No.	L.O.N.	(Relative ref. Number) Description	F.R.T.
2		(1)	
4101A1		PEDAL, GEAR CHANGE .....	0.1
5	112107	ARM, KICK STARTER .....	0.1
8		(23)	
6151B5		SWITCH, REAR STOP :PEDAL SIDE	0.4
11	811135	ROD, REAR BRAKE .....	0.4
12	810160	PEDAL, REAR BRAKE .....	0.4
13	8101A8	SPRING, BRAKE PEDAL .....	0.2

Ref. No.	Part No.	Description	Reqd. QTY			Serial No.	Parts catalogue code
			CGX125SH	C	D		
1	24701-KYY-900	PEDAL, GEAR CHANGE .....	1	1	1	-----	2AG,2CL,2PE,2TU,3AG,3CO,4AG,4CO,5AG,AG,CL,MX,PE,SA,TU
2	24701-KYY-970	PEDAL, GEAR CHANGE .....	1	1	1	-----	2DK,2KE,3DK,DK,KE
3	24781-KR3-770	RUBBER, GEAR CHANGE PEDAL ...	1	1	1		
4	28293-333-000	CLIP, KICK STARTER ARM .....	1	1	1		
5	28300-KYY-900	ARM ASSY., KICK STARTER .....	1	1	1		
6	28311-KWS-900	RUBBER, KICK STARTER .....	1	1	1		
7	28333-KK0-000	SPRING, KICK STARTER .....	1	1	1		
8	35350-KYY-971	SWITCH ASSY., RR. STOP .....	1	1	-	-----	2AG,2CL,2PE,3AG,3CO,3DK,4AG,4CO,5AG,AG,CL,DK,MX,PE
			-	-	1	-----	2DK,2KE,3DK,KE
9	35357-KYY-900	SPRING, STOP SWITCH .....	1	1	1		
10	35358-KYY-900	ROD, STOP SWITCH .....	1	1	1		
11	43451-KYY-900	ROD COMP., RR. BRAKE .....	1	1	1		
12	46500-KYY-900	PEDAL COMP., BRAKE .....	1	1	1		
13	46510-KSP-900	SPRING SET, BRAKE PEDAL .....	1	1	1		
14	90505-KRM-860	WASHER, 15.5X22 .....	1	1	1		
15	94101-05800	WASHER, PLAIN, 5MM .....	1	1	1		
16	94201-20150	PIN, SPLIT, 2.0X15 .....	1	1	1		
17	95014-73100	SPRING A, BRAKE ROD .....	1	1	1		
18	95015-32001	JOINT B, BRAKE ARM .....	1	1	1		
19	95015-42000	NUT B, BRAKE ROD ADJUSTING ..	1	1	1		
20	95701-06020-08	BOLT, FLANGE, 6X20 .....	1	1	1		
21	95701-08035-08	BOLT, FLANGE, 8X35 .....	1	1	1		
22	96211-08000	BALL, STEEL, #8(1/4) .....	1	1	1		
23	35350-KYY-901	SWITCH ASSY., RR. STOP .....	-	1	-	-----	2TU,TU
			-	-	1	-----	CL,DK,PE,SA





Ref. No.	L.O.N.	(Relative ref. Number) Description	F.R.T.
1	410145	BAR, STEP .....	0.3
2	4101D3	RUBBER, STEP :LEFT .....	0.1
	4101D4	RUBBER, STEP :RIGHT .....	0.1
	4101L8	RUBBER, STEP :BOTH .....	0.1
5		(3,6,7)	
	4101C7	BAR, PILLION STEP :LEFT .....	0.1
	4101C8	BAR, PILLION STEP :RIGHT .....	0.1
	4101P4	BAR, PILLION STEP :BOTH .....	0.2

KYY3F3000

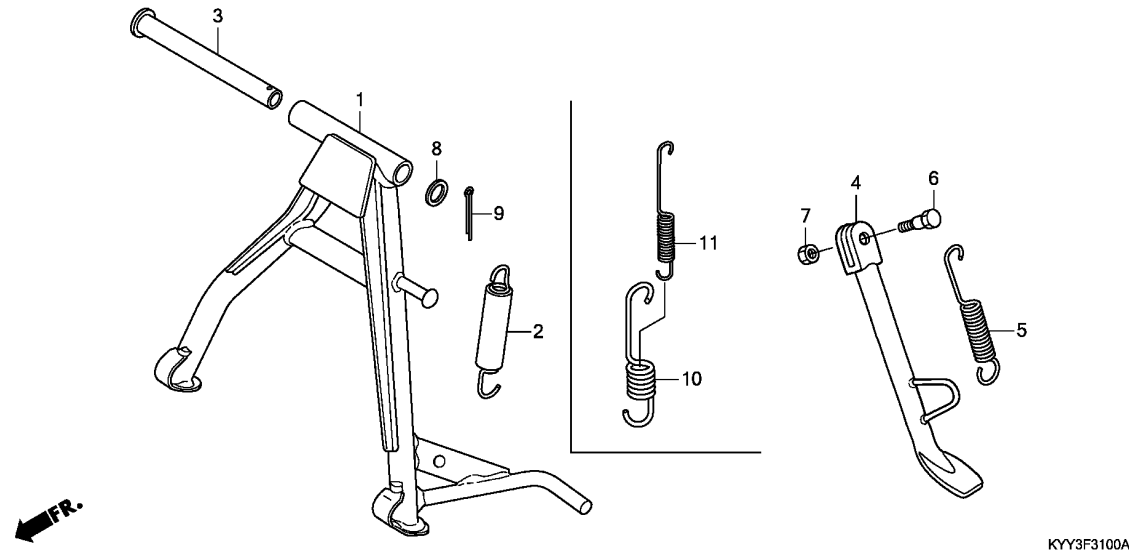
3

Ref. No.	Part No.	Description	Reqd. QTY			Serial No.	Parts catalogue code
			CGX125SH	C	D		
1	50610-KYY-970	BAR COMP., STEP .....	1	1	1		
2	50661-KYY-900	RUBBER, STEP .....	2	2	2		
3	50710-405-000	RUBBER, PILLION STEP .....	2	-	-	-----	2AG,2CL,2PE,3DK,AG,CL,MX,PE
			-	2	2	-----	2CL,2KE,2PE,2TU,3AG,3CO,3DK,4AG,4CO,5AG,CL,DK,PE,SA,TU
4	50712-405-000	WASHER, PILLION STEP .....	2	-	-	-----	2AG,2CL,2PE,3DK,AG,CL,MX,PE
			-	2	2	-----	2CL,2KE,2PE,2TU,3AG,3CO,3DK,4AG,4CO,5AG,CL,DK,PE,SA,TU
5	50715-KSW-B00	BAR, PILLION STEP .....	2	-	-	-----	2AG,2CL,2PE,3DK,AG,CL,MX,PE
			-	2	2	-----	2CL,2KE,2PE,2TU,3AG,3CO,3DK,4AG,4CO,5AG,CL,DK,PE,SA,TU
6	50715-KYY-970	BOAD COMP., R. PILLION STEP -	1	-	-	-----	DK
			-	-	1	-----	2DK,KE
7	50725-KYY-970	BOAD COMP., L. PILLION STEP -	1	-	-	-----	DK
			-	-	1	-----	2DK,KE
8	94101-06000	WASHER, PLAIN, 6MM .....	2	-	-	-----	2AG,2CL,2PE,3DK,AG,CL,MX,PE
			-	2	2	-----	2CL,2KE,2PE,2TU,3AG,3CO,3DK,4AG,4CO,5AG,CL,DK,PE,SA,TU
9	94201-16150	PIN, SPLIT, 1.6X15 .....	2	-	-	-----	2AG,2CL,2PE,3DK,AG,CL,MX,PE
			-	2	2	-----	2CL,2KE,2PE,2TU,3AG,3CO,3DK,4AG,4CO,5AG,CL,DK,PE,SA,TU
10	95015-81000	PIN A, PILLION STEP .....	2	-	-	-----	2AG,2CL,2PE,3DK,AG,CL,MX,PE
			-	2	2	-----	2CL,2KE,2PE,2TU,3AG,3CO,3DK,4AG,4CO,5AG,CL,DK,PE,SA,TU
11	95701-08018-08	BOLT, FLANGE, 8X18 .....	4	4	4		
12	95701-08045-00	BOLT, FLANGE, 8X45 .....	4	-	-	-----	DK
			-	-	4	-----	2DK,KE

F-31

STAND

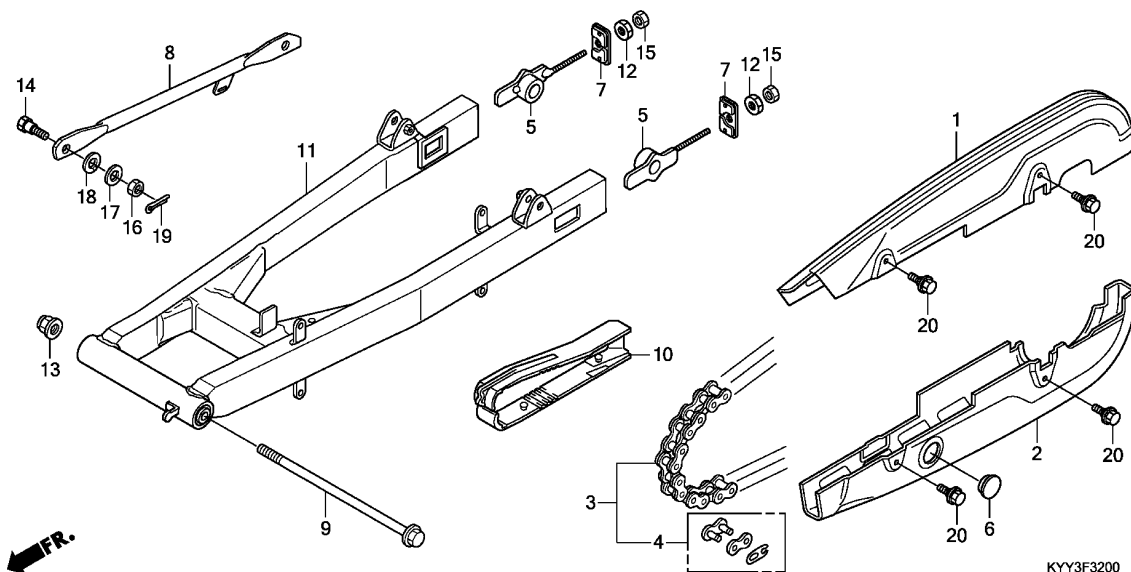
J 5



Ref. No.	L.O.N.	(Relative ref. Number) Description	F.R.T.
1	(3)		
410175		STAND, MAIN .....	0.4
2	(10,11)		
410176		SPRING, MAIN STAND .....	0.2
.NOTE: Same time for two units			
4	410180	BAR, SIDE STAND .....	0.2
5	410182	SPRING, SIDE STAND .....	0.1

Ref. No.	Part No.	Description	Reqd. QTY			Serial No.	Parts catalogue code
			CGX125SH				
			C	D	E		
1	50500-KYY-970	STAND COMP., MAIN .....	1	1	-	-----	2AG,2CL,2PE,3DK,AG,CL,DK,MX,PE
	50500-KYY-971	.....	-	1	-	-----	2TU,3AG,3CO,4AG,4CO,5AG,TU
2	50505-KPN-A00	SPRING ASSY., MAIN STAND ....	1	1	1	-----	2DK,2KE,3DK,CL,DK,KE,PE
3	50526-KYY-970	SHAFT, MAIN STAND PIVOT .....	1	1	1	-----	2AG,2CL,2DK,2KE,2PE,3AG,3CO,3DK,4AG,4CO,5AG,AG,CL,DK,KE,MX,PE
4	50530-KYY-900	BAR COMP., SIDE STAND .....	1	1	1	-----	2AG,2CL,2DK,2KE,2PE,3AG,3CO,3DK,4AG,4CO,5AG,AG,CL,DK,KE,MX,PE,SA
5	50531-KVX-600	SPRING, SIDE STAND .....	1	1	1	-----	2AG,2CL,2DK,2KE,2PE,3AG,3CO,3DK,4AG,4CO,5AG,AG,CL,DK,KE,MX,PE,SA
6	90109-KCW-870	SCREW, SIDE STAND PIVOT .....	1	1	1	-----	2AG,2CL,2DK,2KE,2PE,3AG,3CO,3DK,4AG,4CO,5AG,AG,CL,DK,KE,MX,PE,SA
7	90304-VM0-770	NUT, U, 10MM .....	1	1	1	-----	2AG,2CL,2DK,2KE,2PE,3AG,3CO,3DK,4AG,4CO,5AG,AG,CL,DK,KE,MX,PE,SA
8	90521-028-000	WASHER, 17X22 .....	1	1	1	-----	
9	94201-30250	PIN, SPLIT, 3.0X25 .....	1	1	1	-----	
10	50522-KYY-B50	SPRING, MAIN STAND .....	-	1	-	-----	2TU,TU
11	50523-KYY-B50	SUB SPRING, MAIN STAND .....	-	1	-	-----	2TU,TU

3

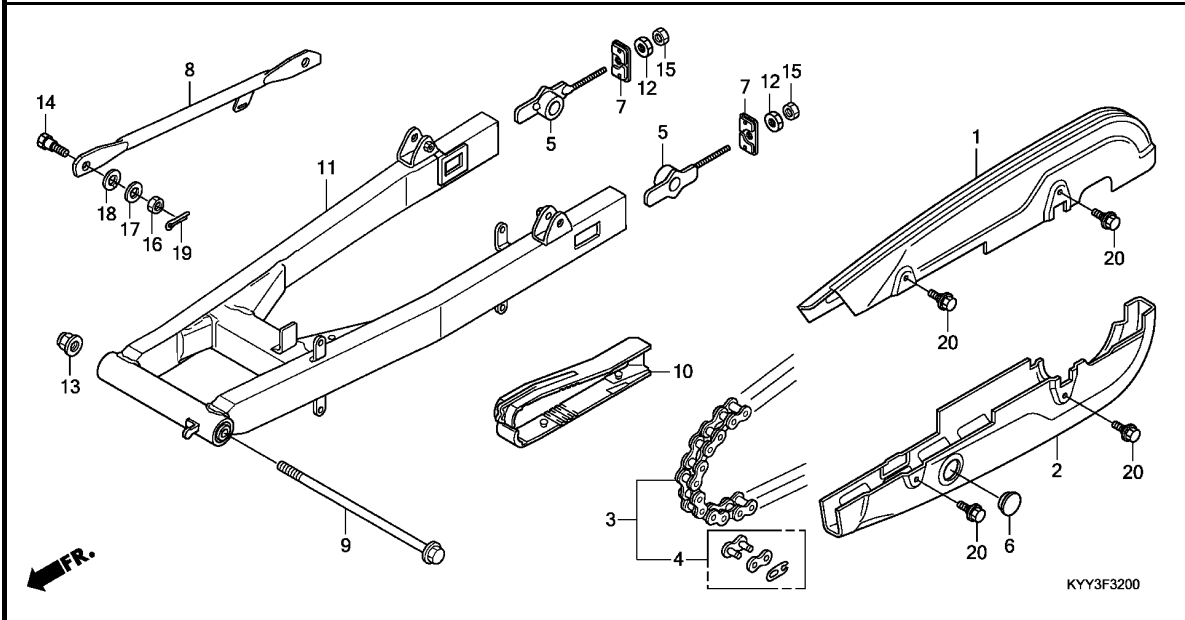


Ref. No.	L.O.N.	(Relative ref. Number) Description	F.R.T.
1	4101L9	CASE, DRIVE CHAIN :UPPER .....	0.1
2	4101M0	CASE, DRIVE CHAIN :LOWER .....	0.1
3	4101P7	CASE, DRIVE CHAIN :BOTH .....	0.1
3	213165	CHAIN, DRIVE .....	0.2
8	7111H2	ARM, REAR BRAKE STOPPER .....	0.2
10	4101E5	SLIDER, CHAIN .....	0.2
11	5121B0	SWINGARM ASSEMBLY .....	0.8

KYY3F3200

3

Ref. No.	Part No.	Description	Reqd. QTY			Serial No.	Parts catalogue code
			CGX125SH	C	D		
1	40510-KYY-970ZB	CASE, DRIVE CHAIN UPPER *NH35M*.CLOUD SILVER METALLIC	1	-	-	----- 3DK,DK	
2	40520-KYY-970ZB	CASE, DRIVE CHAIN LOWER *NH35M*.CLOUD SILVER METALLIC	-	1	1	----- 2CL,2DK,2KE,2PE,3DK,5AG,CL,DK,KE,PE	
3	40530-KYY-901	CHAIN, DRIVE(KMC428DF-122L)	-	1	1	----- 3DK,DK	
4	40531-KYY-901	JOINT, DRIVE CHAIN(KMC)	-	1	1	----- 2CL,2DK,2KE,2PE,3DK,5AG,CL,DK,KE,PE	
5	40543-KYY-901	ADJUSTER COMP., CHAIN	-	1	1	----- 3DK,DK	
			-	2	2	----- 2CL,2DK,2KE,2PE,3DK,5AG,CL,DK,KE,PE	
6	40545-001-000	CAP, CHAIN CASE PEEP HOLE	1	-	-	----- 3DK,DK	
			-	1	1	----- 2CL,2DK,2KE,2PE,3DK,5AG,CL,DK,KE,PE	
7	40546-KYY-900	CAP, SWINGARM END	2	-	-	----- 3DK,DK	
			-	2	2	----- 2CL,2DK,2KE,2PE,3DK,5AG,CL,DK,KE,PE	
8	43431-KYY-900	ARM COMP., RR. BRAKE STOPPER	1	-	-	----- 3DK,DK	
	43431-KYY-760	.....	-	1	-	----- 2CL,2PE,3DK,5AG,CL,DK,PE	
	43431-KYY-900	.....	-	-	1	----- 2DK,2KE,3DK,KE	
	43431-KYY-760	.....	-	-	1	----- CL,DK,PE	
9	52101-KYY-900	BOLT, SWINGARM PIVOT	1	-	-	----- 3DK,DK	
			-	1	1	----- 2CL,2DK,2KE,2PE,3DK,5AG,CL,DK,KE,PE	
10	52170-KYY-900	SLIDER, CHAIN	1	-	-	----- 3DK,DK	
			-	1	1	----- 2CL,2DK,2KE,2PE,3DK,5AG,CL,DK,KE,PE	
11	52200-KYY-970ZA	SWINGARM SUB ASSY., RR. *NH1*.....BLACK	1	-	-	----- 3DK,DK	
			-	1	1	----- 2CL,2DK,2KE,2PE,3DK,5AG,CL,DK,KE,PE	



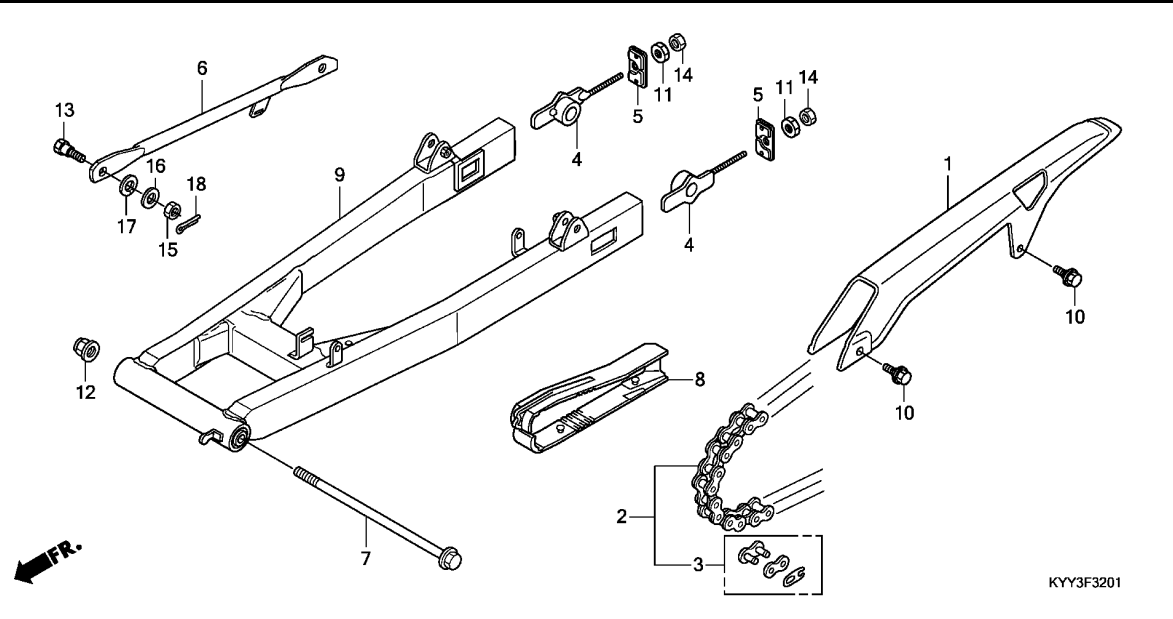
Ref. No.	Part No.	Description	Reqd. QTY			Serial No.	Parts catalogue code
			CGX125SH				
			C	D	E		
12	90302-KRS-830	NUT, SPECIAL, 6MM .....	2	-	-	-----	3DK,DK
			-	2	2	-----	2CL,2DK,2KE,2PE,3DK,5AG,CL,DK,KE,PE
13	90306-KYA-601	NUT, FLANGE, 12MM(PT) .....	1	-	-	-----	3DK,DK
			-	1	1	-----	2CL,2DK,2KE,2PE,3DK,5AG,CL,DK,KE,PE
14	92812-20000	BOLT A, BRAKE STOPPER ARM ...	1	-	-	-----	3DK,DK
	92812-10000	BOLT A, STOPPER ARM .....	-	1	-	-----	2CL,2PE,3DK,5AG,CL,DK,PE
	92812-20000	BOLT A, BRAKE STOPPER ARM ...	-	-	1	-----	2DK,2KE,3DK,KE
	92812-10000	BOLT A, STOPPER ARM .....	-	-	1	-----	CL,DK,PE
15	94001-06000-0S	NUT, HEX., 6MM .....	2	-	-	-----	3DK,DK
			-	2	2	-----	2CL,2DK,2KE,2PE,3DK,5AG,CL,DK,KE,PE
16	94001-08080-0S	NUT, HEX., 8MM .....	1	-	-	-----	3DK,DK
			-	1	1	-----	2CL,2DK,2KE,2PE,3DK,5AG,CL,DK,KE,PE
17	94101-08800	WASHER, PLAIN, 8MM .....	1	-	-	-----	3DK,DK
			-	1	1	-----	2CL,2DK,2KE,2PE,3DK,5AG,CL,DK,KE,PE
18	94111-10800	WASHER, SPRING, 10MM .....	1	-	-	-----	3DK,DK
			-	1	1	-----	2CL,2DK,2KE,2PE,3DK,5AG,CL,DK,KE,PE
19	94201-20150	PIN, SPLIT, 2.0X15 .....	1	-	-	-----	3DK,DK
			-	1	1	-----	2CL,2DK,2KE,2PE,3DK,5AG,CL,DK,KE,PE
20	95701-06008-00	BOLT, FLANGE, 6X8 .....	4	-	-	-----	3DK,DK
			-	4	4	-----	2CL,2DK,2KE,2PE,3DK,5AG,CL,DK,KE,PE



F-32-1

SWINGARM(2)

J 8



Ref. No.	L.O.N.	(Relative ref. Number) Description	F.R.T.
1	410195	CASE, DRIVE CHAIN .....	0.1
2	213165	CHAIN, DRIVE .....	0.2
6	7111H2	ARM, REAR BRAKE STOPPER .....	0.2
8	4101E5	SLIDER, CHAIN .....	0.2
9	5121B0	SWINGARM ASSEMBLY .....	0.8

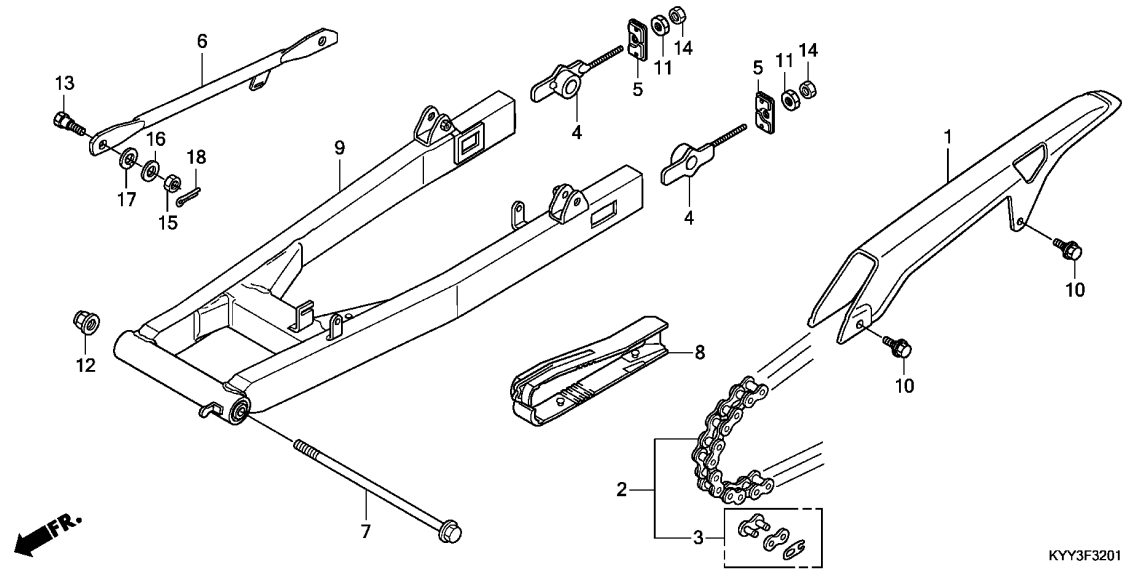
3

Ref. No.	Part No.	Description	Reqd. QTY			Serial No.	Parts catalogue code
			CGX125SH	C	D		
1	40510-KYY-900	CASE, DRIVE CHAIN .....	1	-	-	-----	2AG,2CL,2PE,AG,CL,MX,PE
			-	1	1	-----	2TU,3AG,3CO,4AG,4CO,SA,TU
2	40530-KYY-901	CHAIN, DRIVE(KMC428DF-122L) .....	1	-	-	-----	2AG,2CL,2PE,AG,CL,MX,PE
			-	1	1	-----	2TU,3AG,3CO,4AG,4CO,SA,TU
3	40531-KYY-901	JOINT, DRIVE CHAIN(KMC) .....	1	-	-	-----	2AG,2CL,2PE,AG,CL,MX,PE
			-	1	1	-----	2TU,3AG,3CO,4AG,4CO,SA,TU
4	40543-KYY-901	ADJUSTER COMP., CHAIN .....	2	-	-	-----	2AG,2CL,2PE,AG,CL,MX,PE
			-	2	2	-----	2TU,3AG,3CO,4AG,4CO,SA,TU
5	40546-KYY-900	CAP, SWINGARM END .....	2	-	-	-----	2AG,2CL,2PE,AG,CL,MX,PE
			-	2	2	-----	2TU,3AG,3CO,4AG,4CO,SA,TU
6	43431-KYY-900	ARM COMP., RR. BRAKE STOPPER .....	1	-	-	-----	2AG,2CL,2PE,AG,CL,MX,PE
			-	1	1	-----	2TU,3AG,3CO,4AG,4CO,SA,TU
7	52101-KYY-900	BOLT, SWINGARM PIVOT .....	1	-	-	-----	2AG,2CL,2PE,AG,CL,MX,PE
			-	1	1	-----	2TU,3AG,3CO,4AG,4CO,SA,TU
8	52170-KYY-900	SLIDER, CHAIN .....	1	-	-	-----	2AG,2CL,2PE,AG,CL,MX,PE
			-	1	1	-----	2TU,3AG,3CO,4AG,4CO,SA,TU
9	52200-KYY-902	SWINGARM SUB ASSY., RR. ....	1	-	-	-----	2AG,2CL,2PE,AG,CL,MX,PE
			-	1	1	-----	2TU,3AG,3CO,4AG,4CO,SA,TU
10	90119-KTT-900	BOLT, FLANGE, 6MM .....	2	-	-	-----	2AG,2CL,2PE,AG,CL,MX,PE
			-	2	2	-----	2TU,3AG,3CO,4AG,4CO,SA,TU
11	90302-KRS-830	NUT, SPECIAL, 6MM .....	2	-	-	-----	2AG,2CL,2PE,AG,CL,MX,PE
			-	2	2	-----	2TU,3AG,3CO,4AG,4CO,SA,TU
12	90306-KYA-601	NUT, FLANGE, 12MM(PT) .....	1	-	-	-----	2AG,2CL,2PE,AG,CL,MX,PE
			-	1	1	-----	2TU,3AG,3CO,4AG,4CO,SA,TU
13	92812-20000	BOLT A, BRAKE STOPPER ARM ...	1	-	-	-----	2AG,2CL,2PE,AG,CL,MX,PE
	92812-10000	BOLT A, STOPPER ARM .....	-	1	1	-----	2TU,SA,TU
	92812-20000	BOLT A, BRAKE STOPPER ARM ...	-	1	-	-----	3AG,3CO,4AG,4CO

F-32-1

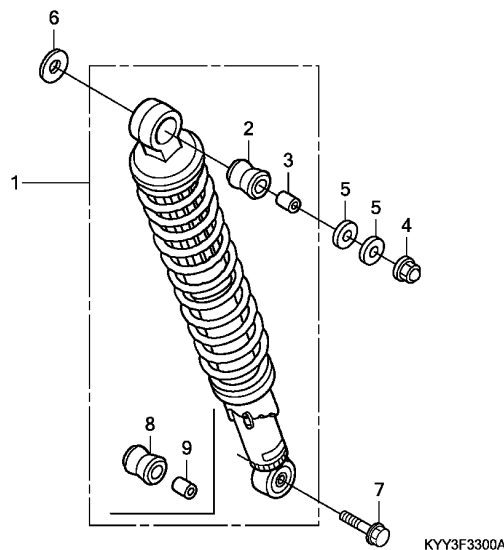
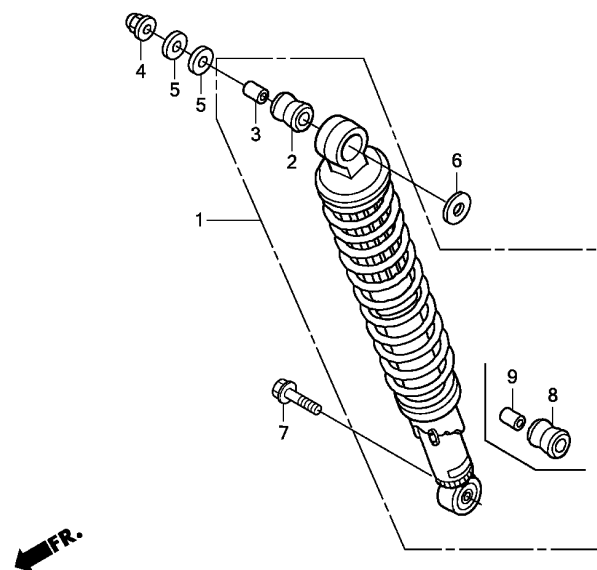
SWINGARM(2)

J 9



Ref. No.	Part No.	Description	Reqd. QTY			Serial No.	Parts catalogue code
			CGX125SH				
			C	D	E		
14	94001-06000-0S	NUT, HEX., 6MM .....	2	-	-	-----	2AG,2CL,2PE,AG,CL,MX,PE 2TU,3AG,3CO,4AG,4CO,SA,TU
15	94001-08080-0S	NUT, HEX., 8MM .....	1	-	-	-----	2AG,2CL,2PE,AG,CL,MX,PE 2TU,3AG,3CO,4AG,4CO,SA,TU
16	94101-08800	WASHER, PLAIN, 8MM .....	1	-	-	-----	2AG,2CL,2PE,AG,CL,MX,PE 2TU,3AG,3CO,4AG,4CO,SA,TU
17	94111-10800	WASHER, SPRING, 10MM .....	1	-	-	-----	2AG,2CL,2PE,AG,CL,MX,PE 2TU,3AG,3CO,4AG,4CO,SA,TU
18	94201-20150	PIN, SPLIT, 2.0X15 .....	1	-	-	-----	2AG,2CL,2PE,AG,CL,MX,PE 2TU,3AG,3CO,4AG,4CO,SA,TU

3



Ref. No.	L.O.N.	(Relative ref. Number) Description	F.R.T.
1	5121B6	CUSHION ASSY., REAR :LEFT ....	0.1
	5121K1	CUSHION ASSY., REAR(A) :LEFT .	0.2
		.NOTE: 2TU/TU type	
	5121B7	CUSHION ASSY., REAR :RIGHT ...	0.1
	5121K2	CUSHION ASSY., REAR(A) :RIGHT	0.2
		.NOTE: 2TU/TU type	
	5121B8	CUSHION ASSY., REAR :BOTH ....	0.2
	5121K3	CUSHION ASSY., REAR(A) :BOTH .	0.3
		.NOTE: 2TU/TU type	

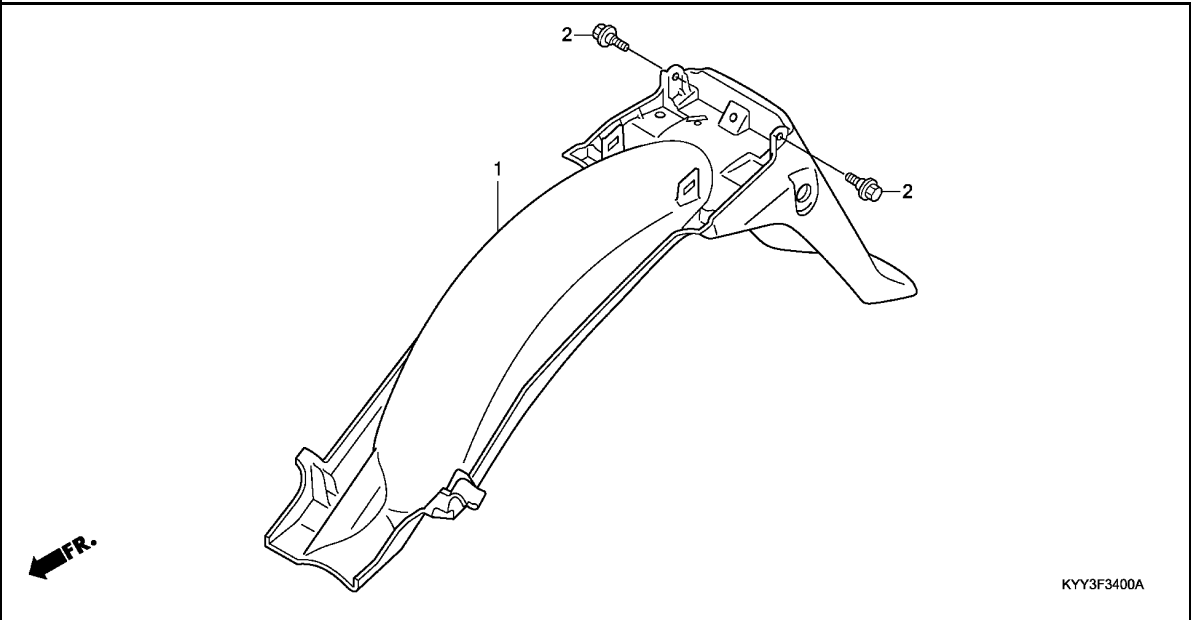
3

Ref. No.	Part No.	Description	Reqd. QTY		Serial No.	Parts catalogue code
			CGX125SH	E		
1	52400-KYY-971	CUSHION ASSY., RR. (CHUANNAN ABSORBER)	2	-	-	
	52400-KYY-902	.....	-	2	2	----- 2TU,SA,TU
	52400-KYY-931	CUSHION ASSY., RR. (BRIGHT STAR)	-	2	2	----- 2TU,SA,TU
	52400-KYY-761	CUSHION ASSY., RR. (CHUANNAN ABSORBER)	-	2	-	----- 2CL,2PE,3DK,5AG,CL,DK,PE
	52400-KYY-972	.....	-	2	-	----- 3AG,3CO,4AG,4CO
		.....	-	-	2	----- 2DK,2KE,3DK,KE
	52400-KYY-761	.....	-	-	2	----- CL,DK,PE
2	52485-KRF-H71	BUSH, RUBBER UPPER (CHUANNAN ABSORBER)	2	2	2	
	52485-KYY-930	BUSH, RUBBER UPPER (BRIGHT STAR)	-	2	2	----- 2TU,SA,TU
3	52487-KRF-H71	COLLAR, RUBBER BUSH UPPER (CHUANNAN ABSORBER)	2	2	2	
	52487-KYY-930	COLLAR, RUBBER BUSH UPPER (BRIGHT STAR)	-	2	2	----- 2TU,SA,TU
4	90301-KVX-600	NUT, FLANGE CAP, 10MM	2	2	2	
5	90502-KVX-600	WASHER, PLAIN, 10MM	4	4	4	
6	94102-12000	WASHER, PLAIN, 12MM	2	2	2	
7	95801-10035-08	BOLT, FLANGE, 10X35	2	2	2	
8	52486-KYY-930	BUSH, RUBBER UNDER (BRIGHT STAR)	-	2	2	----- 2TU,SA,TU
9	52487-KYY-930	COLLAR, RUBBER BUSH UPPER (BRIGHT STAR)	-	2	2	----- 2TU,SA,TU

F-34

REAR FENDER(1)

J11



Ref. No.	L.O.N.	(Relative ref. Number) Description	F.R.T.
1	413102	FENDER, REAR .....	0.5

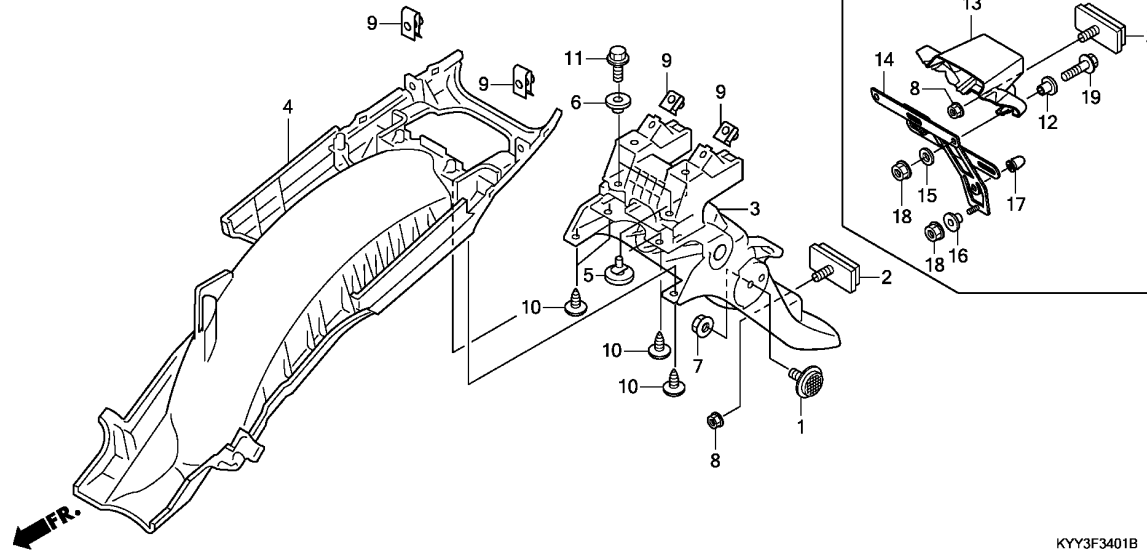
Ref. No.	Part No.	Description	Reqd. QTY			Serial No.	Parts catalogue code
			CGX125SH	C	D		
1	80100-KYY-970	FENDER, RR. ....	1	-	-	-----	DK
			-	-	1	-----	2DK,KE
2	90111-162-000	BOLT, FLANGE, 6MM .....	2	-	-	-----	DK
			-	-	2	-----	2DK,KE

3

F-34-1

REAR FENDER(2)

J12

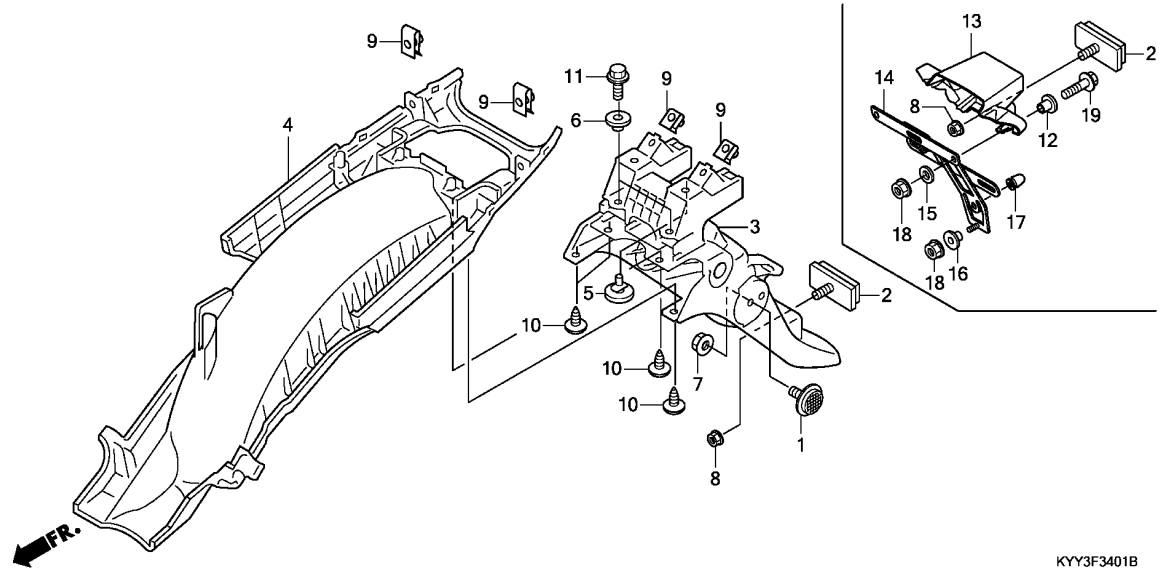


KYY3F3401B

Ref. No.	L.O.N.	(Relative ref. Number) Description	F.R.T.
3	413105	FENDER A, REAR .....	0.8
4	413110	FENDER B, REAR .....	0.6
13	6161N5	BRACKET, LICENSE LIGHT .....	0.5

3

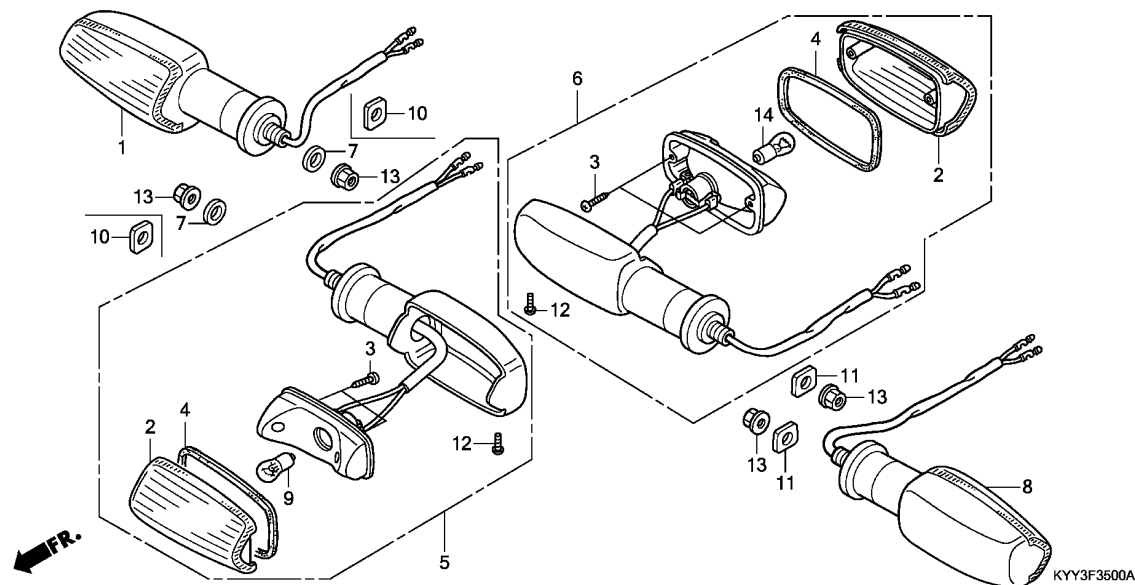
Ref. No.	Part No.	Description	Reqd. QTY			Serial No.	Parts catalogue code
			CGX125SH	C	D		
1	33741-KYY-901	REFLECTOR, REFLEX(AMBER) .....	2	-	-	2AG,3DK,AG	
	33741-HB9-641	REFLECTOR, RR. REFLEX(RED) .....	2	-	-	2CL,CL	
	33741-KYY-841	REFLECTOR, SIDE REFLEX(RED) .....	-	2	2	2CL,CL	
	33741-KYY-901	REFLECTOR, REFLEX(AMBER) .....	-	2	2	2KE,2PE,3AG,3DK,4AG,5AG,DK,PE	
	33741-KAK-971	REFLECTOR, FR. REFLEX .....	-	2	2	2TU,SA,TU	
2	33742-KVR-601	REFLECTOR, RR. REFLEX .....	1	-	-	2AG,2CL,2PE,3DK,AG,CL,MX,PE	
		.....	-	1	1	2CL,2KE,2PE,3AG,3CO,3DK,4AG,4CO,5AG,CL,DK,PE	
	33741-KTT-951	.....	-	1	1	2TU,SA,TU	
3	80100-KYY-900	FENDER A, RR. ....	1	-	-	2AG,2CL,3DK,AG,CL	
	80100-KYY-610	.....	1	-	-	2PE,MX,PE	
	80100-KYY-760	.....	-	1	-	2CL,2PE,2TU,3DK,5AG,CL,DK,PE,TU	
	80100-KYY-900	.....	-	1	-	3AG,4AG	
	80100-KYY-610	.....	-	1	-	3CO,4CO	
	80100-KYY-900	.....	-	-	1	2KE,3DK	
	80100-KYY-760	.....	-	-	1	CL,DK,PE,SA	
4	80101-KYY-900	FENDER B, RR. ....	1	-	-	2AG,2CL,2PE,3DK,AG,CL,MX,PE	
	80101-KYY-B50	.....	-	1	1	2CL,2KE,2PE,3AG,3CO,3DK,4AG,4CO,5AG,CL,DK,PE	
	80101-KYY-B50	.....	-	1	1	2TU,SA,TU	
5	80102-KYY-900	RUBBER, MOUNT .....	2	-	-	2AG,2CL,2PE,3DK,AG,CL,MX,PE	
		.....	-	2	2	2CL,2KE,2PE,2TU,3AG,3CO,3DK,4AG,4CO,5AG,CL,DK,PE,SA,TU	
6	80108-KYY-900	COLLAR, RR. FENDER .....	2	-	-	2AG,2CL,2PE,3DK,AG,CL,MX,PE	
		.....	-	2	2	2CL,2KE,2PE,2TU,3AG,3CO,3DK,4AG,4CO,5AG,CL,DK,PE,SA,TU	
7	90301-473-003	NUT, U, 6MM(FUSERASHI) .....	2	-	-	2AG,2CL,3DK,AG,CL	
	90301-KEJ-900	NUT, SPECIAL, 6MM .....	2	-	-	2AG,2CL,3DK,AG,CL	
	90301-473-003	NUT, U, 6MM(FUSERASHI) .....	-	2	2	2CL,2KE,2PE,2TU,3AG,3DK,4AG,5AG,CL,DK,PE,SA,TU	
	90301-KEJ-900	NUT, SPECIAL, 6MM .....	-	2	2	2CL,2KE,2PE,2TU,3AG,3DK,4AG,5AG,CL,DK,PE,SA,TU	
8	90301-GFM-890	NUT, SPECIAL, 5MM .....	1	-	-	2AG,2CL,2PE,3DK,AG,CL,MX,PE	
	90301-MG8-000	NUT, FLANGE, 5MM(FUSE RASHI) .....	1	-	-	2AG,2CL,2PE,3DK,AG,CL,MX,PE	



KYY3F3401B

Ref. No.	Part No.	Description	Reqd. QTY			Serial No.	Parts catalogue code
			CGX125SH	C	D		
(8)	90301-GFM-890	NUT, SPECIAL, 5MM .....	-	1	1	-----	2CL,2KE,2PE,2TU,3AG,3CO,3DK,4AG,4CO,5AG,CL,DK,PE,SA,TU
	90301-MG8-000	NUT, FLANGE, 5MM(FUSE RASHI) .....	-	1	1	-----	2CL,2KE,2PE,2TU,3AG,3CO,3DK,4AG,4CO,5AG,CL,DK,PE,SA,TU
	9 90677-GFM-970	NUT, CLIP, 5MM .....	4	-	-	-----	2AG,2CL,2PE,3DK,AG,CL,MX,PE
			-	4	4	-----	2CL,2KE,2PE,2TU,3AG,3CO,3DK,4AG,4CO,5AG,CL,DK,PE,SA,TU
10	93903-34320	SCREW, TAPPING, 4X12 .....	4	-	-	-----	2AG,2CL,2PE,3DK,AG,CL,MX,PE
			-	4	4	-----	2CL,2KE,2PE,2TU,3AG,3CO,3DK,4AG,4CO,5AG,CL,DK,PE,SA,TU
11	95701-06016-08	BOLT, FLANGE, 6X16 .....	2	-	-	-----	2AG,2CL,2PE,3DK,AG,CL,MX,PE
			-	2	2	-----	2CL,2KE,2PE,2TU,3AG,3CO,3DK,4AG,4CO,5AG,CL,DK,PE,SA,TU
12	38117-KFE-701	COLLAR, HORN SETTING .....	-	2	2	-----	2TU,SA,TU
13	80201-KYY-B50	BRACKET, LICENSE LIGHT .....	-	1	1	-----	2TU,SA,TU
14	84700-KYY-B50	BRACKET, LICENSE PLATE .....	-	1	1	-----	2TU,SA,TU
15	90109-KYY-B50	WASHER, PLAIN, 6X16 .....	-	2	2	-----	2TU,SA,TU
16	90522-KRH-900	WASHER, CHAIN CASE .....	-	1	1	-----	2TU,SA,TU
17	90899-422-610	PLUG, CONE TYPE .....	-	1	1	-----	2TU,SA,TU
18	94050-06070	NUT, FLANGE, 6MM .....	-	3	3	-----	2TU,SA,TU
19	96001-06018-07	BOLT, FLANGE, 6X18 .....	-	2	2	-----	2TU,SA,TU

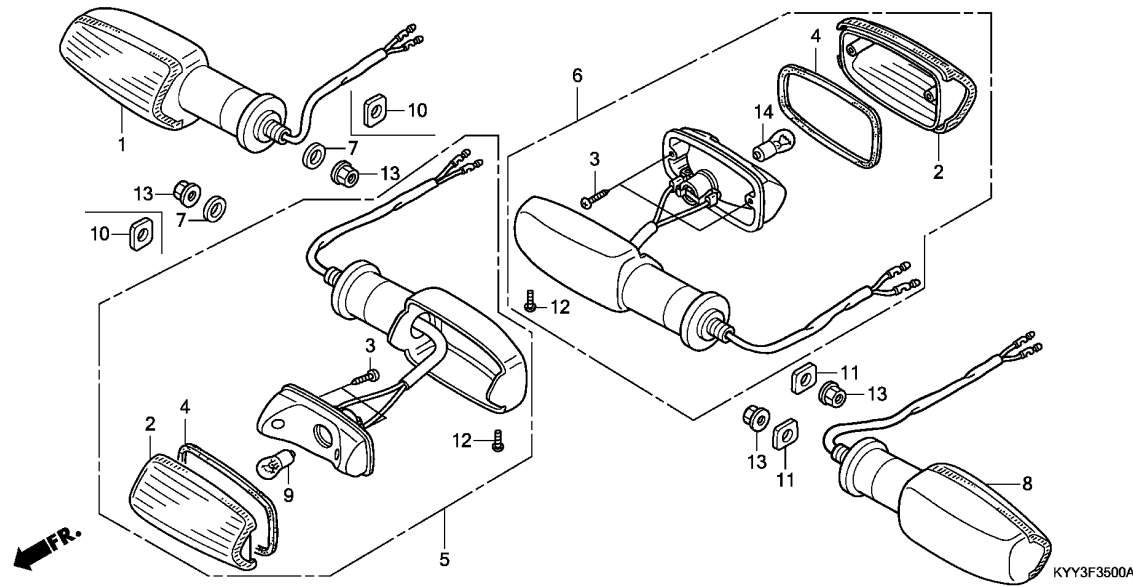




Ref. No.	L.O.N.	(Relative ref. Number) Description	F.R.T.
1	6161C4	WINKER :RIGHT FRONT .....	0.2
5	6161C3	WINKER :LEFT FRONT .....	0.2
	6161C5	WINKER :BOTH FRONT .....	0.3
6	6161C7	WINKER :RIGHT REAR .....	0.5
	6161H0	WINKER(A) :RIGHT REAR .....	0.2
		.NOTE: DK/KE type	
8	6161C6	WINKER :LEFT REAR .....	0.5
	6161G9	WINKER(A) :LEFT REAR .....	0.2
		.NOTE: DK/KE type	
	6161C8	WINKER :BOTH REAR .....	0.6
	6161H1	WINKER(A) :BOTH REAR .....	0.3
		.NOTE: DK/KE type	
9		(2,4)	
	616133	BULB, WINKER :FRONT .....	0.1
		.NOTE: Same time for two units	
14		(2,4)	
	616139	BULB, WINKER :REAR .....	0.1
		.NOTE: Same time for two units	
	6161G0	BULB, WINKER :FOR 1 VEHICLE ..	0.2

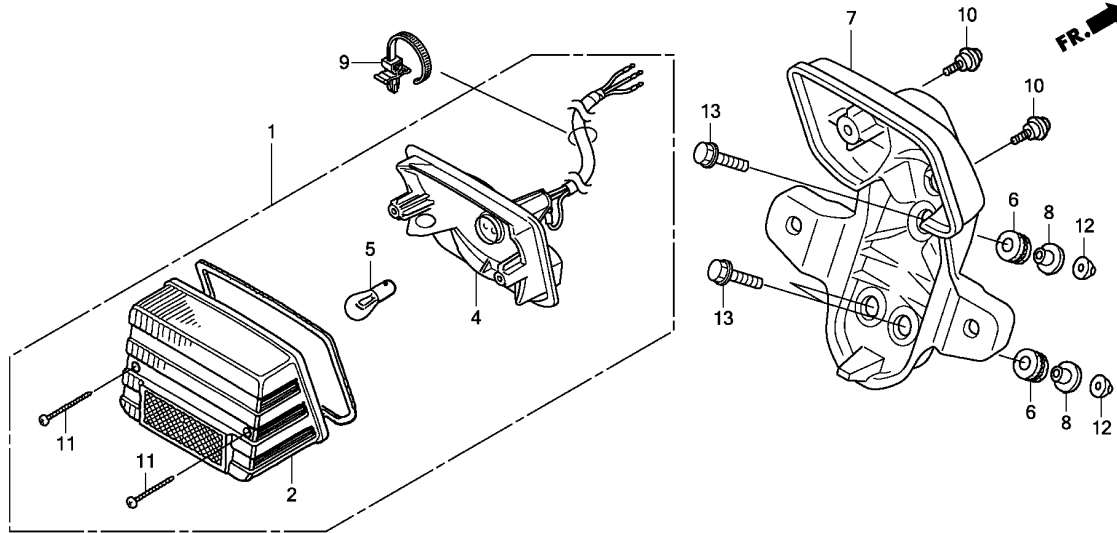
3

Ref. No.	Part No.	Description	Reqd. QTY			Serial No.	Parts catalogue code
			CGX125SH	C	D		
1	33400-KYY-970	WINKER ASSY., R. FR.(12V 10W)	1	-	-	2AG,2CL,2PE,AG,CL,DK,MX,PE	
	33400-KYY-901	.....	1	-	-	3DK	
	33400-KYY-970	.....	-	1	-	2CL,2PE,3AG,3CO,3DK,4AG,4CO,5AG,CL,DK,PE	
	33400-KYY-901	.....	-	1	-	2TU,TU	
	33400-KYY-970	.....	-	-	1	2DK,CL,DK,KE,SA	
	33400-KYY-901	.....	-	-	1	2KE,3DK	
	33400-KYY-F41	.....	-	-	1	PE	
2	33402-KTJ-870	LENS, WINKER .....	4	4	4		
3	33409-KVX-600	SCREW, TAPPING, 2.9X13 .....	8	8	8		
4	33410-KTJ-870	SEAL, RUBBER .....	4	4	4		
5	33450-KYY-970	WINKER ASSY., L. FR.(12V 10W)	1	-	-	2AG,2CL,2PE,AG,CL,DK,MX,PE	
	33450-KYY-901	.....	1	-	-	3DK	
	33450-KYY-970	.....	-	1	-	2CL,2PE,3AG,3CO,3DK,4AG,4CO,5AG,CL,DK,PE	
	33450-KYY-901	.....	-	1	-	2TU,TU	
	33450-KYY-970	.....	-	-	1	2DK,CL,DK,KE,SA	
	33450-KYY-901	.....	-	-	1	2KE,3DK	
	33450-KYY-F41	.....	-	-	1	PE	
6	33600-KYY-901	WINKER ASSY., R. RR.(12V 10W)	1	-	-	2AG,2CL,2PE,3DK,AG,CL,MX,PE	
	33600-KYY-970	.....	1	-	-	DK	
	33600-KYY-901	.....	-	1	-	2DK,KE	
	33600-KYY-970	.....	-	-	1	2KE,3DK,SA	
	33600-KYY-F01	.....	-	-	1	CL,DK,PE	
7	33650-KAF-000	COLLAR, FR. WINKER .....	2	-	-	2AG,2CL,2PE,AG,CL,DK,MX,PE	
		.....	-	2	-	2CL,2PE,3AG,3CO,3DK,4AG,4CO,5AG,CL,DK,PE	
		.....	-	-	2	2DK,CL,DK,KE,PE,SA	
8	33650-KYY-901	WINKER ASSY., L. RR.(12V 10W)	1	-	-	2AG,2CL,2PE,3DK,AG,CL,MX,PE	
	33650-KYY-970	.....	1	-	-	DK	



Ref. No.	Part No.	Description	Reqd. QTY			Serial No.	Parts catalogue code
			CGX125SH	C	D		
(8)	33650-KYY-901	WINKER ASSY., L. RR.(12V 10W)	-	1	-		
	33650-KYY-970	.....	-	1	-	2DK,KE	
	33650-KYY-901	.....	-	1	-	2KE,3DK,SA	
	33650-KYY-F01	.....	-	1	-	CL,DK,PE	
9	34907-KVX-600	BULB, WINKER(12V 10W) (FR.)	2	2	-		
	34904-KYY-F01	BULB, WINKER LIGHT(12V 10W) (FR.)	-	-	2	2DK,2KE,3DK,CL,DK,KE,SA	
10	61315-KYY-900	PLATE, FR. WINKER	2	-	-	PE	
			-	-	2	3DK	
			-	-	2	2TU,TU	
			-	-	2	2KE,3DK	
11	80103-KYY-900	PLATE, RR. WINKER	2	-	-	2AG,2CL,2PE,3DK,AG,CL,MX,PE	
	80103-KYY-970	.....	2	-	-	DK	
	80103-KYY-900	.....	-	2	2	2CL,2KE,2PE,2TU,3AG,3CO,3DK,4AG,4CO,5AG,CL,DK,PE,SA,TU	
	80103-KYY-970	.....	-	2	2	2DK,KE	
12	93500-04012-1G	SCREW, PAN, 4X12	4	4	4		
13	94050-10000	NUT, FLANGE, 10MM	4	4	4		
14	34907-KVX-600	BULB, WINKER(12V 10W) (RR.)	2	2	-		
	34904-KYY-F01	BULB, WINKER LIGHT(12V 10W) (RR.)	-	-	2	2DK,2KE,3DK,KE,SA	
			-	-	2	CL,DK,PE	





Ref. No.	L.O.N.	(Relative ref. Number) Description	F.R.T.
1	6161D5	TAILLIGHT UNIT .....	0.2
4	6161E7	SOCKET, TAILLIGHT .....	0.3
5		(2)	
	6161G1	BULB, TAILLIGHT .....	0.1
7	4131K7	BRACKET, NUMBER PLATE .....	0.2

KYY3F3600A

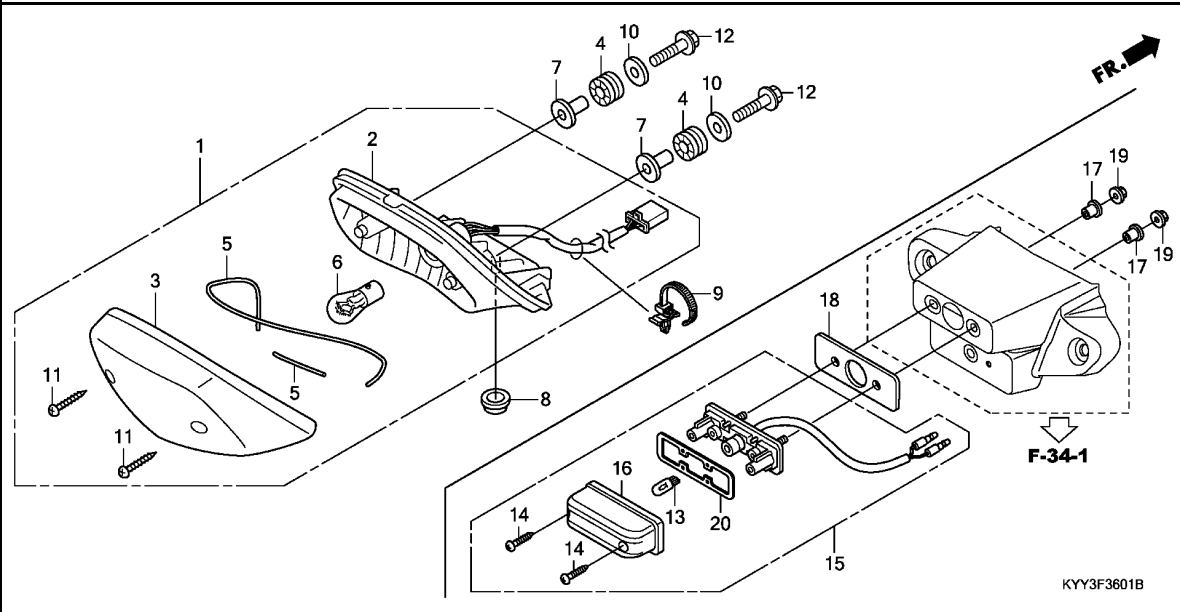
3

Ref. No.	Part No.	Description	Reqd. QTY		Serial No.	Parts catalogue code
			CGX125SH			
			C	D	E	
1	33701-KYY-970	TAILLIGHT UNIT(12V 21/5W) ...	1	-	-	DK
			-	-	1	2DK,KE
2	33702-KCS-W70	LENS, TAILLIGHT .....	1	-	-	DK
			-	-	1	2DK,KE
4	33705-KYY-970	SOCKET COMP., TAILLIGHT .....	1	-	-	DK
			-	-	1	2DK,KE
5	34906-447-711	BULB, TAIL & STOP LIGHT (12V 21/5W)(STANLEY)	1	-	-	DK
			-	-	1	2DK,KE
6	61103-357-000	RUBBER, FR. FENDER MOUNTING .	3	-	-	DK
			-	-	3	2DK,KE
7	84701-KYY-970	BRACKET, NUMBER PLATE .....	1	-	-	DK
			-	-	1	2DK,KE
8	84704-KYY-970	COLLAR, NUMBER PLATE BRACKET	3	-	-	DK
			-	-	3	2DK,KE
9	90113-GFC-J31	STRAP, CABLE .....	1	-	-	DK
			-	-	1	2DK,KE
10	90117-KCS-650	SCREW, PAN, 5X13 .....	2	-	-	DK
			-	-	2	2DK,KE
11	93901-24710	SCREW, TAPPING, 4X30 .....	2	-	-	DK
			-	-	2	2DK,KE
12	94050-06080	NUT, FLANGE, 6MM .....	3	-	-	DK
			-	-	3	2DK,KE
13	95701-06025-08	BOLT, FLANGE, 6X25 .....	3	-	-	DK
			-	-	3	2DK,KE

# F-36-1

# TAILLIGHT(2)

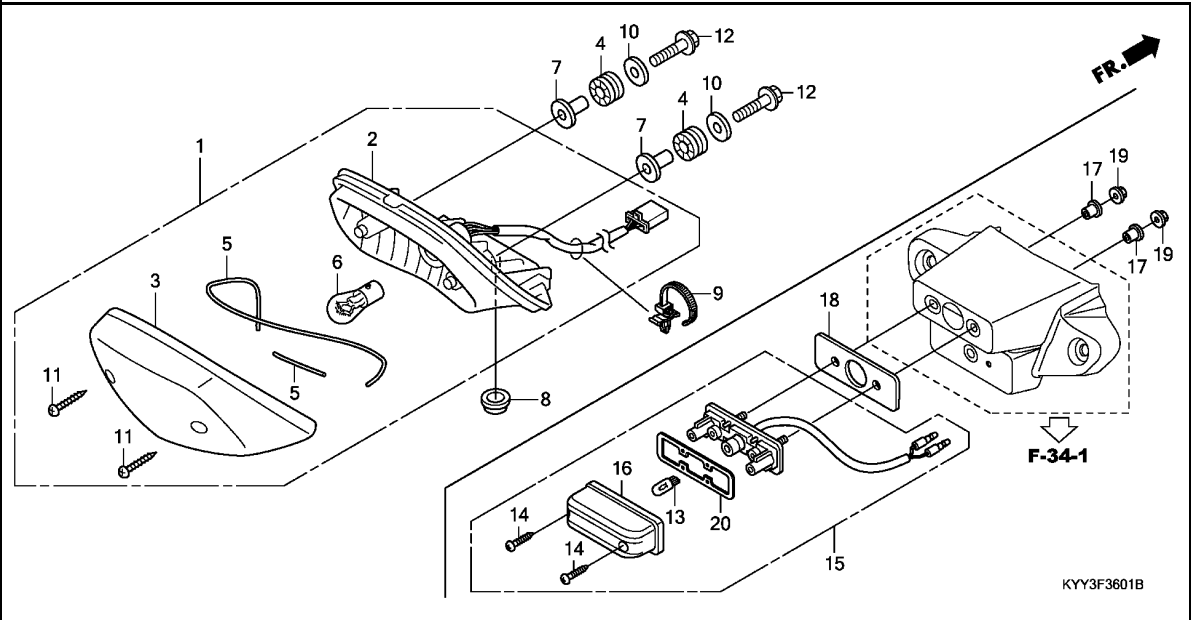
**K 1**



Ref. No.	L.O.N.	(Relative ref. Number) Description	F.R.T.
1	6161W6	TAILLIGHT UNIT(A) .....	0.5
2	6161W4	BASE, TAILLIGHT(A) .....	0.6
6		(3,5)	
	6161G1	BULB, TAILLIGHT .....	0.1
13		(16,20)	
	6161F3	BULB, LICENSE LIGHT .....	0.1
15		(18)	
	6161D8	LIGHT, LICENSE .....	0.5

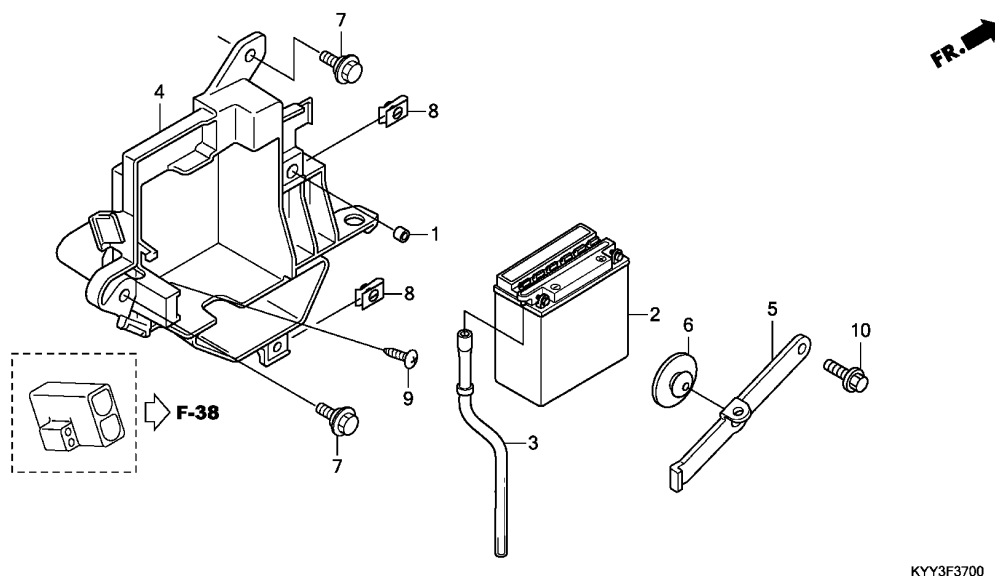
Ref. No.	Part No.	Description	Reqd. QTY			Serial No.	Parts catalogue code
			CGX125SH	C	D		
1	33701-KYY-901	TAILLIGHT UNIT(12V 21/5W) ...	1	-	-	-----	2AG,2CL,2PE,3DK,AG,CL,MX,PE
	33701-KYY-B51	.....	-	1	1	-----	2TU,SA,TU
	33701-KYY-901	.....	-	1	-	-----	2CL,2PE,3AG,3CO,3DK,4AG,4CO,5AG,CL,DK,PE
		.....	-	-	-	-----	2KE,3DK
	33701-KYY-F01	TAILLIGHT UNIT(P21/5W) .....	-	-	1	-----	CL,DK,PE
2	33703-KYY-901	BASE COMP., TAILLIGHT .....	1	-	-	-----	2AG,2CL,2PE,3DK,AG,CL,MX,PE
	33703-KYY-B51	.....	-	1	1	-----	2TU,SA,TU
	33703-KYY-901	.....	-	1	-	-----	2CL,2PE,3AG,3CO,3DK,4AG,4CO,5AG,CL,DK,PE
		.....	-	-	1	-----	2KE,3DK
	33703-KYY-F01	.....	-	-	1	-----	CL,DK,PE
3	33704-KTJ-C01	LENS COMP., TAILLIGHT .....	1	-	-	-----	2AG,2CL,2PE,3DK,AG,CL,MX,PE
		.....	-	1	1	-----	2CL,2KE,2PE,3AG,3CO,3DK,4AG,4CO,5AG,CL,DK,PE
	33704-K09-901	.....	-	1	1	-----	2TU,SA,TU
4	33705-KW7-900	RUBBER A, TAILLIGHT MOUNTING	2	-	-	-----	2AG,2CL,2PE,3DK,AG,CL,MX,PE
		.....	-	2	2	-----	2CL,2KE,2PE,2TU,3AG,3CO,3DK,4AG,4CO,5AG,CL,DK,PE,SA,TU
		.....	-	-	-	-----	2AG,2CL,2PE,3DK,AG,CL,MX,PE
5	33709-KTJ-C20	RUBBER, SEAL .....	2	-	-	-----	2AG,2CL,2PE,3DK,AG,CL,MX,PE
		.....	-	2	2	-----	2CL,2KE,2PE,2TU,3AG,3CO,3DK,4AG,4CO,5AG,CL,DK,PE,SA,TU
6	34906-447-711	BULB, TAIL & STOP LIGHT (12V 21/5W)(STANLEY)	1	-	-	-----	2AG,2CL,2PE,3DK,AG,CL,MX,PE
		.....	-	1	-	-----	2KE,3DK,SA
		.....	-	-	1	-----	CL,DK,PE
	34903-K09-C01	BULB, STOP & TAILLIGHT(P21/5W)	-	-	-	-----	2AG,2CL,2PE,3DK,AG,CL,MX,PE
7	61104-428-000	COLLAR, FR. FENDER .....	2	-	-	-----	2CL,2KE,2PE,2TU,3AG,3CO,3DK,4AG,4CO,5AG,CL,DK,PE,SA,TU
		.....	-	2	2	-----	2AG,2CL,2PE,3DK,AG,CL,MX,PE
8	83601-MN5-000	GROMMET, SIDE COVER .....	1	-	-	-----	2CL,2KE,2PE,2TU,3AG,3CO,3DK,4AG,4CO,5AG,CL,DK,PE,SA,TU
		.....	-	1	1	-----	2AG,2CL,2PE,3DK,AG,CL,MX,PE
9	90113-GFC-J31	STRAP, CABLE .....	1	-	-	-----	2AG,2CL,2PE,3DK,AG,CL,MX,PE
		.....	-	1	1	-----	2CL,2KE,2PE,2TU,3AG,3CO,3DK,4AG,4CO,5AG,CL,DK,PE,SA,TU

**3**



Ref. No.	Part No.	Description	Reqd. QTY				Serial No.	Parts catalogue code
			CGX125SH	C	D	E		
10	90401-KTJ-900	WASHER, 6.3X22X1.2	2	-	-	-----	2AG,2CL,2PE,3DK,AG,CL,MX,PE	
			-	2	2	-----	2CL,2KE,2PE,2TU,3AG,3CO,3DK,4AG,4CO,5AG,CL,DK,PE,SA,TU	
11	93901-44580	SCREW, TAPPING, 4X20	2	-	-	-----	2AG,2CL,2PE,3DK,AG,CL,MX,PE	
			-	2	-	-----	2KE,3DK,SA	
	33702-KYY-F01	SCREW, TAPPING, 4.2X19	-	-	2	-----	CL,DK,PE	
12	95701-06025-00	BOLT, FLANGE, 6X25	2	-	-	-----	2AG,2CL,2PE,3DK,AG,CL,MX,PE	
			-	2	2	-----	2CL,2KE,2PE,2TU,3AG,3CO,3DK,4AG,4CO,5AG,CL,DK,PE,SA,TU	
13	33301-SAO-741	BULB(12V 5W)(STANLEY)	-	1	1	-----	2TU,SA,TU	
14	33609-KVR-C01	SCREW, TAPPING, 4.2X16	-	2	2	-----	2TU,SA,TU	
15	33720-KYY-B51	LIGHT ASSY., LICENSE(12V 5W)	-	1	1	-----	2TU,SA,TU	
16	33721-KZL-931	COVER COMP., LICENSE	-	1	1	-----	2TU,SA,TU	
17	80202-KPH-970	COLLAR, LICENSE LIGHT	-	2	2	-----	2TU,SA,TU	
18	80203-KVE-900	RUBBER, LICENSE LIGHT	-	1	1	-----	2TU,SA,TU	
19	94050-05080	NUT, FLANGE, 5MM	-	2	2	-----	2TU,SA,TU	
20	33729-KPH-W00	PACKING, LENS	-	1	1	-----	2TU,SA,TU	

3



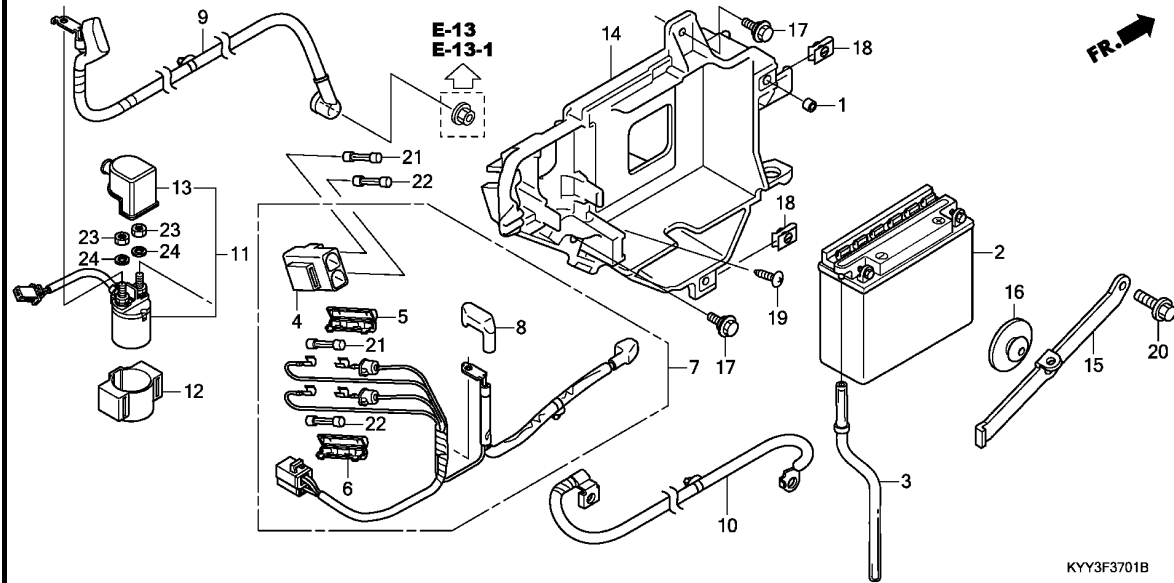
Ref. No.	L.O.N.	(Relative ref. Number) Description	F.R.T.
2	610100	BATTERY .....	0.2
4	410185	BOX, BATTERY .....	0.3

Ref. No.	Part No.	Description	Reqd. QTY			Serial No.	Parts catalogue code
			CGX125SH	C	D		
1	17223-KVX-600	COLLAR, AIR CLEANER .....	1	1	-	-----	2AG,2CL,2PE,3AG,3CO,3DK,4AG,4CO,5AG,AG,CL,DK,MX,PE
2	31500-KYY-631	BATTERY (CB3L-A) (SPANISH) .....	1	1	-	-----	2AG,2CL,2PE,3AG,3CO,4AG,4CO,5AG,AG,CL,MX,PE
	31500-KYY-971	BATTERY (CB3L-A) (YUSAN) (ENGLISH)	1	1	-	-----	3DK,DK
			-	-	1	-----	2DK,2KE,3DK,KE
3	31502-KYY-970	TUBE, BATTERY BREATHER .....	1	1	-	-----	2AG,2CL,2PE,3AG,3CO,3DK,4AG,4CO,5AG,AG,CL,DK,MX,PE
			-	-	1	-----	2DK,2KE,3DK,KE
4	50325-KYY-970	BOX, BATTERY .....	1	1	-	-----	2AG,2CL,2PE,3AG,3CO,3DK,4AG,4CO,5AG,AG,CL,DK,MX,PE
			-	-	1	-----	2DK,2KE,3DK,KE
5	50326-KYY-970	BAND, BATTERY .....	1	1	-	-----	2AG,2CL,2PE,3AG,3CO,3DK,4AG,4CO,5AG,AG,CL,DK,MX,PE
			-	-	1	-----	2DK,2KE,3DK,KE
6	83618-323-000	RUBBER, BATTERY BOX .....	1	1	-	-----	2AG,2CL,2PE,3AG,3CO,3DK,4AG,4CO,5AG,AG,CL,DK,MX,PE
			-	-	1	-----	2DK,2KE,3DK,KE
7	90111-162-000	BOLT, FLANGE, 6MM .....	2	2	-	-----	2AG,2CL,2PE,3AG,3CO,3DK,4AG,4CO,5AG,AG,CL,DK,MX,PE
			-	-	2	-----	2DK,2KE,3DK,KE
8	90311-KSH-900	NUT, CLIP, 6MM .....	2	2	-	-----	2AG,2CL,2PE,3AG,3CO,3DK,4AG,4CO,5AG,AG,CL,DK,MX,PE
			-	-	2	-----	2DK,2KE,3DK,KE
9	93903-25380	SCREW, TAPPING, 5X16 .....	1	1	-	-----	2AG,2CL,2PE,3AG,3CO,3DK,4AG,4CO,5AG,AG,CL,DK,MX,PE
			-	-	1	-----	2DK,2KE,3DK,KE
10	95701-06016-08	BOLT, FLANGE, 6X16 .....	1	1	-	-----	2AG,2CL,2PE,3AG,3CO,3DK,4AG,4CO,5AG,AG,CL,DK,MX,PE
			-	-	1	-----	2DK,2KE,3DK,KE

# F-37-1

# BATTERY(2)

**K 4**



Ref. No.	L.O.N.	(Relative ref. Number) Description	F.R.T.
2	610100	BATTERY .....	0.2
7	610105	CABLE, POSITIVE BATTERY .....	0.2
9	612115	CABLE, STARTER MOTOR .....	0.4
10	610110	CABLE, NEGATIVE BATTERY .....	0.3
11	615113	SWITCH, STARTER MAGNETIC .....	0.3
14	4101CT	BOX, BATTERY(A) .....	0.5

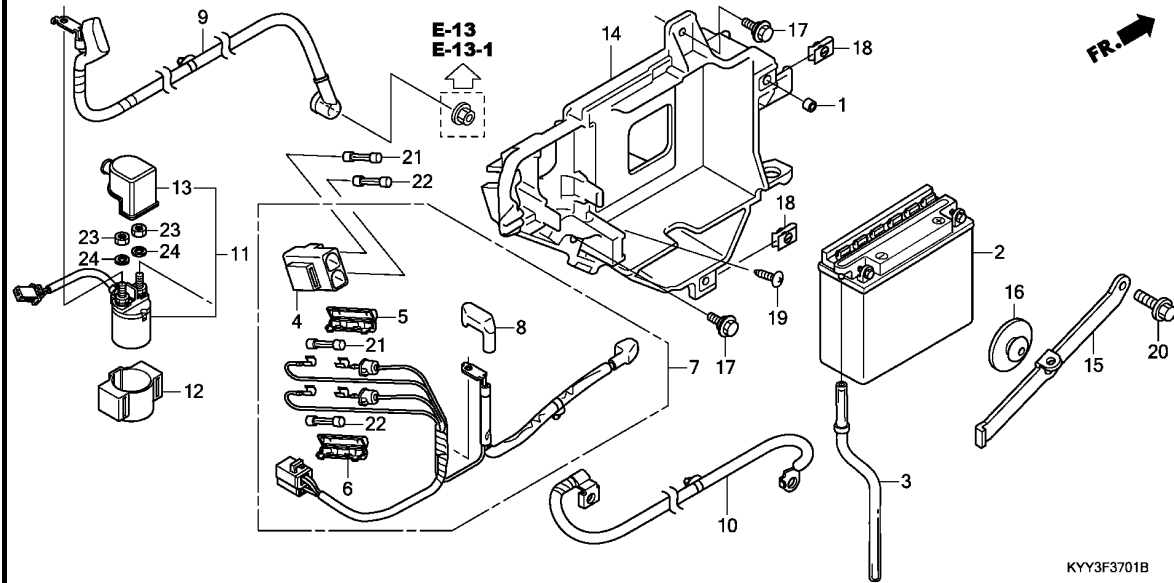
**3**

Ref. No.	Part No.	Description	Reqd. QTY			Serial No.	Parts catalogue code
			CGX125SH	C	D		
1	17223-KVX-600	COLLAR, AIR CLEANER .....	-	1	-	2TU, TU	
2	31500-KYY-B51	BATTERY (12N7A-3A) (TURKEY) ...	-	1	-	CL, DK, PE, SA	
	31500-KTJ-A41	BATTERY, (12N7A-3A) .....	-	1	-	2TU, TU	
	31500-KRF-P60	BATTERY (YB7) .....	-	1	-	CL, PE	
	31500-KYY-B30	BATTERY (12N7A-3A) (ENGLISH) ..	-	1	-	DK	
3	31502-KYY-900	TUBE, BATTERY BREATHER .....	-	1	-	SA	
	31502-KYY-930	.....	-	1	-	2TU, SA, TU	
4	32106-KTT-900	SUSPENSION, FUSE .....	-	1	-	CL, DK, PE	
			-	1	-	2TU, TU	
5	32126-KYY-901	CASE, FUSE(15A) .....	-	1	-	CL, DK, PE, SA	
			-	1	-	2TU, TU	
			-	1	-	CL, DK, PE, SA	
6	32127-KYY-901	CASE, FUSE(20A) .....	-	1	-	2TU, TU	
			-	1	-	CL, DK, PE, SA	
7	32401-KYY-900	CABLE, STARTER MAGNETIC .....	-	1	-	2TU, TU	
		BATTERY .....	-	1	-	CL, DK	
	32401-KYY-S00	.....	-	1	-	PE, SA	
8	32406-KEH-660	COVER B, STARTER MAGNETIC .....	-	1	-	2TU, TU	
		TERMINAL .....	-	1	-	CL, DK, PE, SA	
9	32410-KYY-900	CABLE, STARTER MOTOR .....	-	1	-	2TU, TU	
			-	1	-	CL, DK, PE, SA	
10	32601-KYY-900	CABLE, BATTERY EARTH .....	-	1	-	2TU, TU	
			-	1	-	CL, DK, PE, SA	
11	35850-KWK-901	SWITCH ASSY., STARTER MAGNETIC ..	-	1	-	2TU, TU	
			-	1	-	CL, DK, PE, SA	

F-37-1

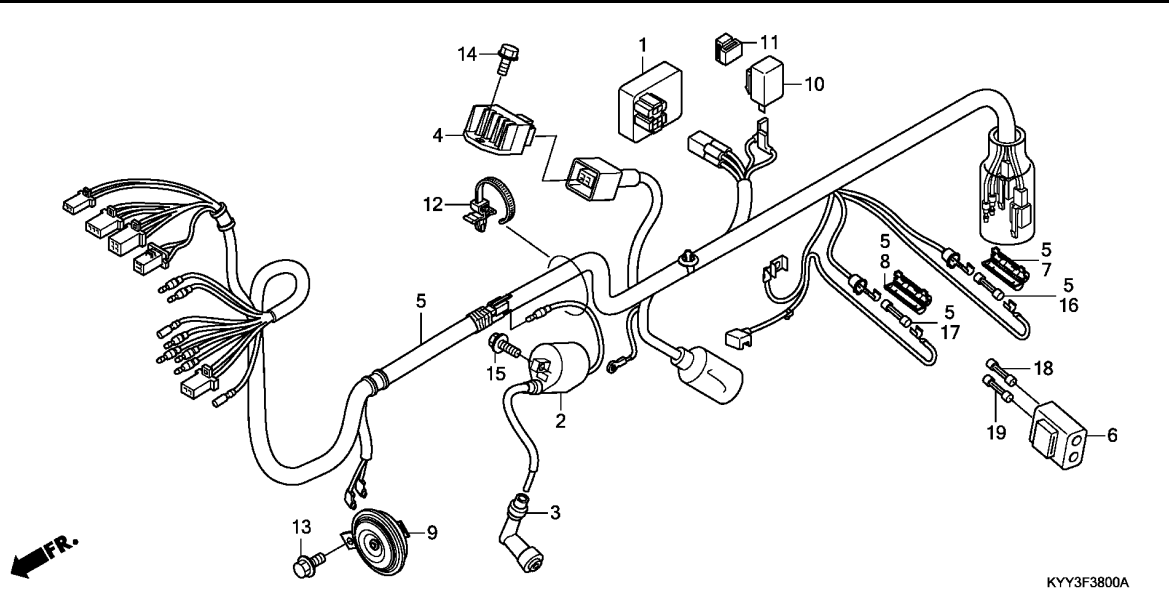
BATTERY(2)

K 5



Ref. No.	Part No.	Description	Reqd. QTY			Serial No.	Parts catalogue code
			CGX125SH	C	D		
12	35856-KWK-900	RUBBER A, SHOCK	-	1	-	2TU, TU	
	35856-KYY-930		-	1	-	CL, DK, PE, SA	
13	35857-KVX-601	RUBBER B, SHOCK	-	1	-	PE	
			-	1	-	2TU, TU	
14	50325-KYY-900	BOX, BATTERY	-	1	-	CL, DK, PE, SA	
			-	1	-	2TU, TU	
15	50326-KYY-900	BAND, BATTERY	-	1	-	CL, DK, PE, SA	
			-	1	-	2TU, TU	
			-	1	-	CL, DK, PE, SA	
16	83618-323-000	RUBBER, BATTERY BOX	-	1	-	2TU, TU	
			-	1	-	CL, DK, PE, SA	
17	90111-162-000	BOLT, FLANGE, 6MM	-	2	-	2TU, TU	
			-	2	-	CL, DK, PE, SA	
18	90311-KSH-900	NUT, CLIP, 6MM	-	2	-	2TU, TU	
			-	2	-	CL, DK, PE, SA	
19	93903-25380	SCREW, TAPPING, 5X16	-	1	-	2TU, TU	
			-	1	-	CL, DK, PE, SA	
20	95701-06016-08	BOLT, FLANGE, 6X16	-	1	-	2TU, TU	
			-	1	-	CL, DK, PE, SA	
21	98200-21500	FUSE B(15A)	-	2	-	2TU, TU	
			-	2	-	CL, DK, PE, SA	
22	98200-22000	FUSE B(20A)	-	2	-	2TU, TU	
			-	2	-	CL, DK, PE, SA	
23	94002-06080-0S	NUT, HEX., 6MM	-	2	-	2TU, TU	
			-	2	-	CL, DK, PE, SA	
24	94111-06800	WASHER, SPRING, 6MM	-	2	-	2TU, TU	
			-	2	-	CL, DK, PE, SA	

3

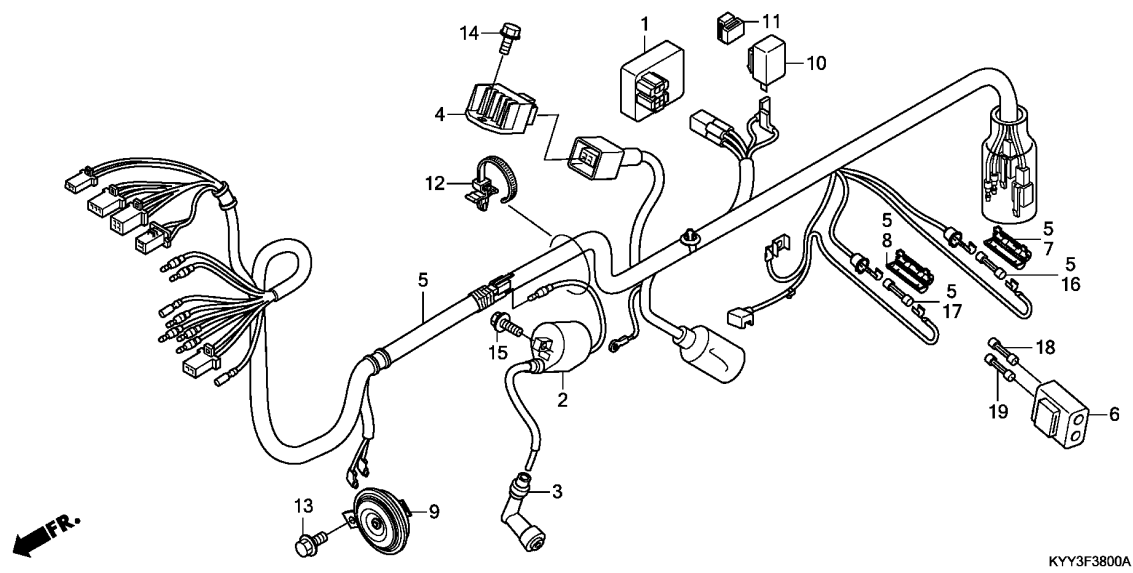


Ref. No.	L.O.N.	(Relative ref. Number) Description	F.R.T.
1	6141A1	IGNITION CONTROL MODULE .....	0.4
2	614105	COIL, IGNITION .....	0.3
4	6131B2	RECTIFIER, REGULATE .....	0.4
5	611100	HARNESS, WIRE .....	0.9
9	616169	HORN .....	0.1
10	6111C3	RELAY, WINKER .....	0.2

KYY3F3800A



Ref. No.	Part No.	Description	Reqd. QTY			Serial No.	Parts catalogue code
			CGX125SH	C	D		
1	30410-KYY-970	C.D.I. UNIT(DC) .....	1	1	-	2AG,2CL,2PE,3AG,3CO,3DK,4AG,4CO,5AG,AG,CL,DK,MX,PE	
			-	-	1	2DK,2KE,3DK,KE	
2	30500-KYY-901	COIL ASSY., IGNITION .....	1	1	-	2AG,2CL,2PE,3AG,3CO,3DK,4AG,4CO,5AG,AG,CL,DK,MX,PE	
			-	-	1	2DK,2KE,3DK,KE	
3	30700-KYY-901	CAP ASSY., NOISE SUPPRESSOR ..	1	1	-	2AG,2CL,2PE,3AG,3CO,3DK,4AG,4CO,5AG,AG,CL,DK,MX,PE	
			-	-	1	2DK,2KE,3DK,KE	
4	31600-KYY-971	RECTIFIER ASSY., REGULATE ...	1	1	-	2AG,2CL,2PE,3AG,3CO,3DK,4AG,4CO,5AG,AG,CL,DK,MX,PE	
			-	-	1	2DK,2KE,3DK,KE	
5	32100-KYY-980	HARNESS, WIRE .....	1	-	1	2KE,3DK	
	32100-KYY-630	.....	1	-	-	2AG,2CL,AG,CL	
	32100-KYY-610	.....	1	-	-	2PE,MX,PE	
	32100-KYY-970	.....	1	-	-	DK	
	32100-KYY-840	.....	-	1	-	2CL,5AG,CL	
	32100-KYY-780	.....	-	1	-	2PE,3DK,DK,PE	
	32100-KYY-630	.....	-	1	-	3AG,4AG	
	32100-KYY-610	.....	-	1	-	3CO,4CO	
	32100-KYY-970	.....	-	-	1	2DK,KE	
6	32106-KYY-970	SUSPENSION, FUSE .....	1	1	-	2AG,2CL,2PE,3AG,3CO,3DK,4AG,4CO,5AG,AG,CL,DK,MX,PE	
			-	-	1	2DK,2KE,3DK,KE	
7	32126-KYY-901	CASE, FUSE(15A) .....	1	1	-	2AG,2CL,2PE,3AG,3CO,3DK,4AG,4CO,5AG,AG,CL,DK,MX,PE	
			-	-	1	2DK,2KE,3DK,KE	
8	32127-KYY-901	CASE, FUSE(20A) .....	1	1	-	2AG,2CL,2PE,3AG,3CO,3DK,4AG,4CO,5AG,AG,CL,DK,MX,PE	
			-	-	1	2DK,2KE,3DK,KE	
9	38110-KYY-901	HORN COMP.(HIGH) .....	1	1	-	2AG,2CL,2PE,3AG,3CO,3DK,4AG,4CO,5AG,AG,CL,DK,MX,PE	
			-	-	1	2DK,2KE,3DK,KE	
10	38301-KVX-601	RELAY COMP., WINKER .....	1	1	-	2AG,2CL,2PE,3AG,3CO,3DK,4AG,4CO,5AG,AG,CL,DK,MX,PE	
			-	-	1	2DK,2KE,3DK,KE	



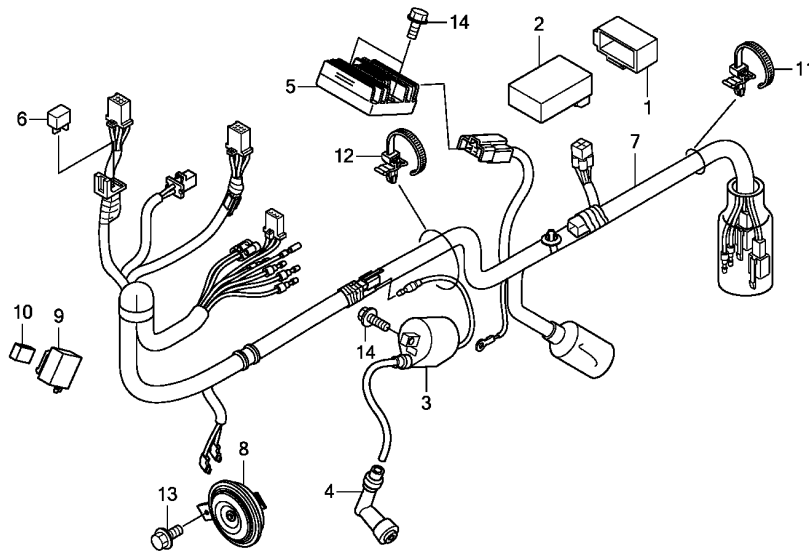
Ref. No.	Part No.	Description	Reqd. QTY			Serial No.	Parts catalogue code
			CGX125SH	C	D		
11	38306-KYY-970	SUSPENSION, WINKER RELAY	1	1	-	-----	2AG,2CL,2PE,3AG,3CO,3DK,4AG,4CO,5AG,AG,CL,DK,MX,PE
12	90113-GFC-J31	STRAP, CABLE	1	1	-	-----	2DK,2KE,3DK,KE
13	95701-06012-07	BOLT, FLANGE, 6X12	1	1	-	-----	2AG,2CL,2PE,3AG,3CO,3DK,4AG,4CO,5AG,AG,CL,DK,MX,PE
14	95701-06014-08	BOLT, FLANGE, 6X14	1	1	-	-----	2DK,2KE,3DK,KE
15	95701-06016-08	BOLT, FLANGE, 6X16	2	2	-	-----	2AG,2CL,2PE,3AG,3CO,3DK,4AG,4CO,5AG,AG,CL,DK,MX,PE
16	98200-21500	FUSE B(15A)	1	-	-	-----	2DK,2KE,3DK,KE
	98200-11500	FUSE(15A)	-	1	-	-----	2CL,2PE,3DK,5AG,CL,DK,PE
	98200-21500	FUSE B(15A)	-	1	-	-----	3AG,3CO,4AG,4CO
17	98200-22000	FUSE B(20A)	1	-	-	-----	2DK,2KE,3DK,KE
	98200-12000	FUSE A(20A)	-	1	-	-----	2CL,2PE,3DK,5AG,CL,DK,PE
	98200-22000	FUSE B(20A)	-	1	-	-----	3AG,3CO,4AG,4CO
18	98200-21500	FUSE B(15A)	1	1	-	-----	2DK,2KE,3DK,KE
			-	-	1	-----	2AG,2CL,2PE,3AG,3CO,3DK,4AG,4CO,5AG,AG,CL,DK,MX,PE
19	98200-22000	FUSE B(20A)	1	1	-	-----	2DK,2KE,3DK,KE
			-	-	1	-----	2AG,2CL,2PE,3AG,3CO,3DK,4AG,4CO,5AG,AG,CL,DK,MX,PE



F-38-1

WIRE HARNESS(2)

K 8

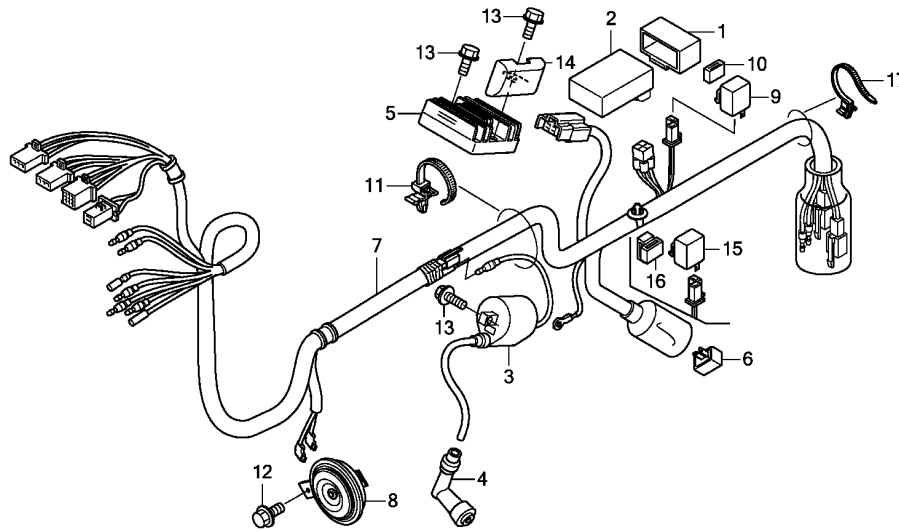


KYY3F3801

Ref. No.	L.O.N.	(Relative ref. Number) Description	F.R.T.
2	6141A1	IGNITION CONTROL MODULE .....	0.4
3	614105	COIL, IGNITION .....	0.3
5	6131B2	RECTIFIER, REGULATE .....	0.4
6	6131B3	RECTIFIER, SILICON .....	0.3
7	611100	HARNESS, WIRE .....	0.9
8	616169	HORN .....	0.1
9	6111N4	RELAY, WINKER(A) .....	0.3

Ref. No.	Part No.	Description	Reqd. QTY			Serial No.	Parts catalogue code
			CGX125SH	C	D		
1	30401-KYA-601	CUSHION, C.D.I. UNIT .....	-	1	-	-----	2TU
	30401-KYY-900	.....	-	1	-	-----	2TU,TU
2	30410-KYY-761	C.D.I. UNIT COMP., DIGITAL ..	-	1	-	-----	2TU
	30410-KYY-901	.....	-	1	-	-----	2TU,TU
3	30500-KYY-901	COIL ASSY., IGNITION .....	-	1	-	-----	2TU,TU
4	30700-KYY-901	CAP ASSY., NOISE SUPPRESSOR ..	-	1	-	-----	2TU,TU
5	31600-KYY-901	RECTIFIER ASSY., REGULATE ...	-	1	-	-----	2TU,TU
6	31700-KVX-701	RECTIFIER ASSY., SILICON .....	-	1	-	-----	2TU,TU
7	32100-KYY-B50	HARNESS, WIRE .....	-	1	-	-----	2TU,TU
8	38110-KYY-901	HORN COMP.(HIGH) .....	-	1	-	-----	2TU,TU
9	38301-KK4-024	RELAY COMP., WINKER(MITSUBA)	-	1	-	-----	2TU,TU
10	38306-KK4-000	SUSPENSION, WINKER RELAY (MITSUBA)	-	1	-	-----	2TU,TU
11	90011-GFC-J31	STRAP, CABLE .....	-	1	-	-----	2TU,TU
12	90113-GFC-J31	STRAP, CABLE .....	-	1	-	-----	2TU,TU
13	95701-06012-07	BOLT, FLANGE, 6X12 .....	-	1	-	-----	2TU,TU
14	95701-06016-08	BOLT, FLANGE, 6X16 .....	-	4	-	-----	2TU,TU

3

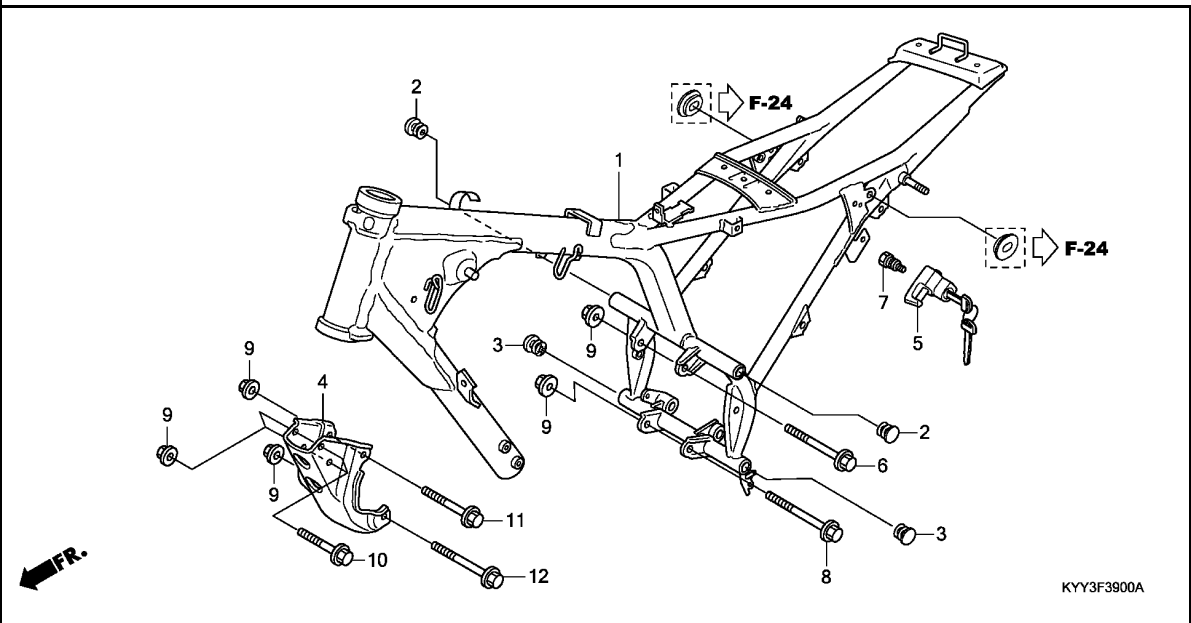


FR.

KYY3F3802A

Ref. No.	L.O.N.	(Relative ref. Number) Description	F.R.T.
2	6141A1	IGNITION CONTROL MODULE	0.4
3	614105	COIL, IGNITION	0.3
5	6131B2	RECTIFIER, REGULATE	0.4
6	6131B3	RECTIFIER, SILICON	0.2
7	611100	HARNESS, WIRE	0.9
8	616169	HORN	0.1
9		(15)	
	6111C3	RELAY, WINKER	0.2

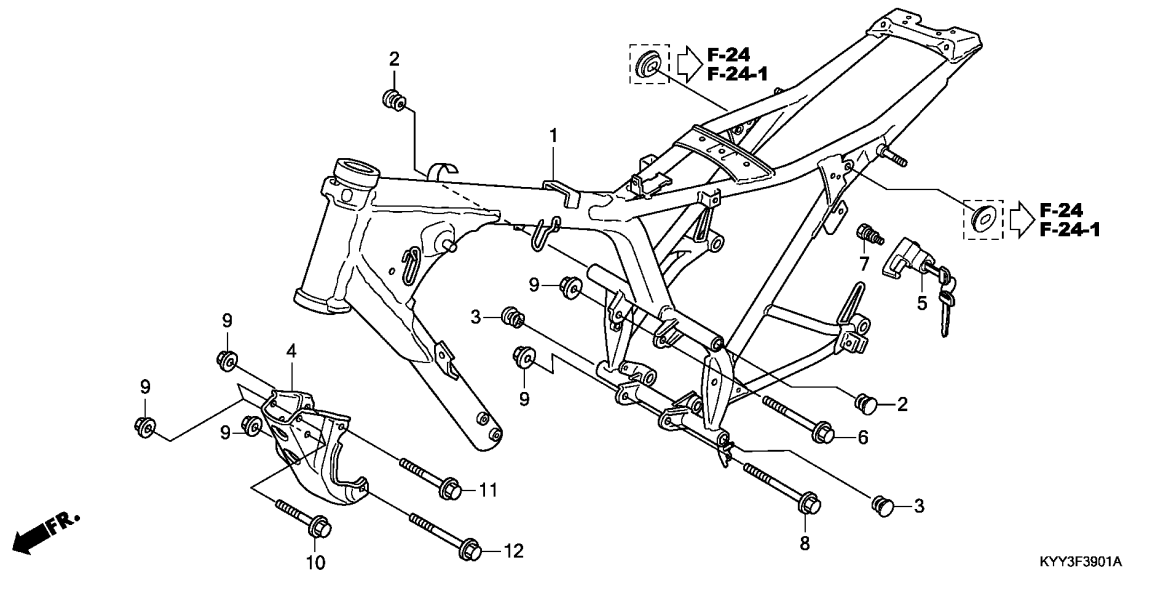
Ref. No.	Part No.	Description	Reqd. QTY			Serial No.	Parts catalogue code
			CGX125SH	C	D		
1	30401-KYA-601	CUSHION, C.D.I. UNIT	-	-	1	-----	CL,DK,PE,SA
2	30410-KYY-970	C.D.I. UNIT(DC)	-	-	1	-----	CL,DK,PE,SA
3	30500-KYY-901	COIL ASSY., IGNITION	-	-	1	-----	CL,DK,PE,SA
4	30700-KYY-901	CAP ASSY., NOISE SUPPRESSOR	-	-	1	-----	CL,DK,PE,SA
5	31600-KYY-901	RECTIFIER ASSY., REGULATE	-	-	1	-----	CL,DK
	31600-KYY-S00	.....	-	-	1	-----	PE,SA
6	31700-KVX-701	RECTIFIER ASSY., SILICON	-	-	1	-----	CL,DK,PE,SA
7	32100-KYY-G20	HARNESS, WIRE	-	-	1	-----	CL
	32100-KYY-G00	.....	-	-	1	-----	DK,PE
	32100-KYY-S00	.....	-	-	1	-----	SA
8	38110-KYY-901	HORN COMP.(HIGH)	-	-	1	-----	CL,DK,PE,SA
9	38301-KVX-601	RELAY COMP., WINKER	-	-	1	-----	CL,DK,PE
10	38306-KVX-600	SUSPENSION, WINKER RELAY	-	-	1	-----	CL,DK,PE
11	90113-GFC-J31	STRAP, CABLE	-	-	1	-----	CL,DK,PE,SA
12	95701-06012-07	BOLT, FLANGE, 6X12	-	-	1	-----	CL,DK,PE,SA
13	95701-06016-08	BOLT, FLANGE, 6X16	-	-	4	-----	CL,DK,PE,SA
14	31611-KYY-S00	COVER, REGULATER	-	-	1	-----	PE,SA
15	38301-KVX-601	RELAY COMP., WINKER	-	-	1	-----	SA
16	38306-KYY-S00	SUSPENSION, WINKER RELAY	-	-	1	-----	SA
17	90011-GFC-J31	STRAP, CABLE	-	-	1	-----	SA



Ref. No.	L.O.N.	(Relative ref. Number) Description	F.R.T.
1	410100	BODY, FRAME ..... .INCLUDES: Engine removal and installation	5.5
4	4101N0	PLATE, FRONT ENGINE HANGER ...	0.2
5	410197	LOCK, HELMET .....	0.2

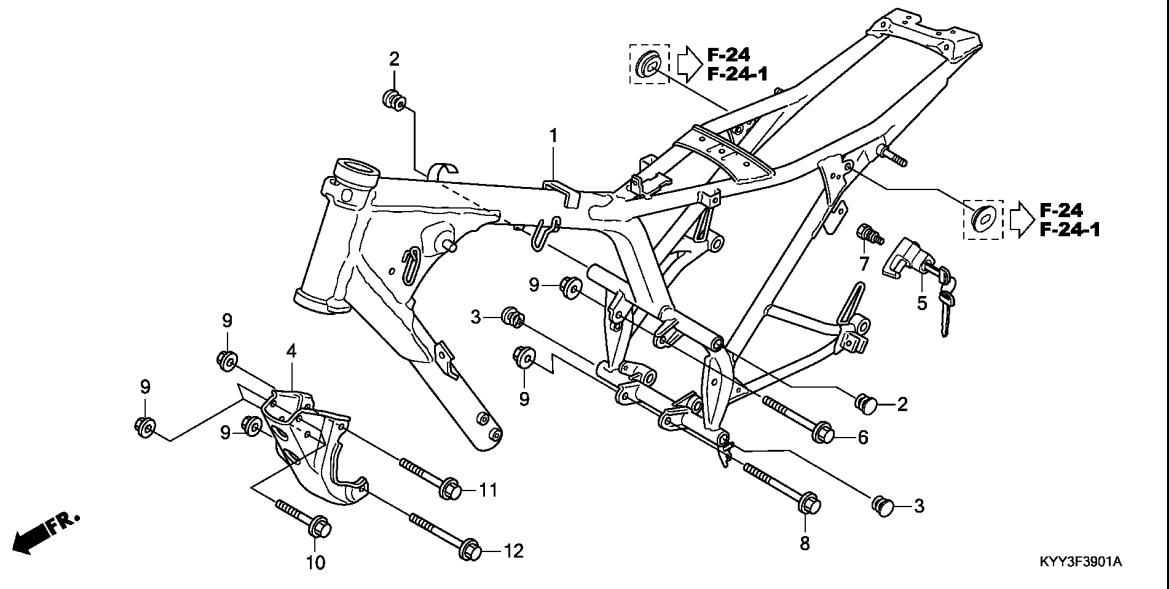
3

Ref. No.	Part No.	Description	Reqd. QTY			Serial No.	Parts catalogue code
			CGX125SH	C	D		
1	50100-KYY-970	BODY COMP., FRAME .....	1	-	-	-----	DK
			-	-	1	-----	2DK,KE
2	50315-H06-000	CAP, PIPE END .....	2	-	-	-----	DK
			-	-	2	-----	2DK,KE
3	50315-KYY-900	CAP, PIPE END .....	2	-	-	-----	DK
			-	-	2	-----	2DK,KE
4	50351-KYY-920	PLATE, FR. ENGINE HANGER ....	1	-	-	-----	DK
			-	-	1	-----	2DK,KE
5	50710-KVX-A00	HOLDER ASSY., HELMET .....	(1)	-	-	-----	DK
			-	-	(1)	-----	2DK,KE
6	90019-399-010	BOLT, FLANGE, 10X110 .....	1	-	-	-----	DK
			-	-	1	-----	2DK,KE
7	90107-449-000	BOLT, HELMET HOLDER SETTING .	(1)	-	-	-----	DK
			-	-	(1)	-----	2DK,KE
8	90132-KB5-920	BOLT, FLANGE, 10X130 .....	1	-	-	-----	DK
			-	-	1	-----	2DK,KE
9	94050-10000	NUT, FLANGE, 10MM .....	6	-	-	-----	DK
			-	-	6	-----	2DK,KE
10	95801-10065-08	BOLT, FLANGE, 10X65 .....	2	-	-	-----	DK
			-	-	2	-----	2DK,KE
11	95801-10085-08	BOLT, FLANGE, 10X85 .....	1	-	-	-----	DK
			-	-	1	-----	2DK,KE
12	95801-10095-08	BOLT, FLANGE, 10X95 .....	1	-	-	-----	DK
			-	-	1	-----	2DK,KE



Ref. No.	L.O.N.	(Relative ref. Number) Description	F.R.T.
1	410100	BODY, FRAME ..... .INCLUDES: Engine removal and installation	5.5
4	4101N0	PLATE, FRONT ENGINE HANGER ...	0.2
5	410197	LOCK, HELMET .....	0.2

Ref. No.	Part No.	Description	Reqd. QTY			Serial No.	Parts catalogue code
			CGX125SH	C	D		
1	50100-KYY-980	BODY COMP., FRAME .....	1	-	-	2AG,2CL,2PE,3DK,AG,CL,MX,PE	
	50100-KYY-860	.....	-	1	-	2CL,2PE,3DK,5AG,CL,DK,PE	
	50100-KYY-B50	.....	-	1	-	2TU,TU	
	50100-KYY-980	.....	-	1	-	3AG,3CO,4AG,4CO	
	50100-KYY-600	.....	-	-	1	2KE,3DK	
	50100-KYY-S00	.....	-	-	1	CL,DK,PE	
2	50315-H06-000	CAP, PIPE END .....	2	-	-	2AG,2CL,2PE,3DK,AG,CL,MX,PE	
3	50315-KYY-900	CAP, PIPE END .....	2	-	2	2CL,2KE,2PE,2TU,3AG,3CO,3DK,4AG,4CO,5AG,CL,DK,PE,SA,TU	
4	50351-KYY-920	PLATE, FR. ENGINE HANGER ....	1	-	-	2AG,2CL,2PE,3DK,AG,CL,MX,PE	
	50351-KYY-900	.....	-	1	-	2CL,2PE,3AG,3CO,3DK,4AG,4CO,5AG,CL,DK,PE	
	50351-KYY-920	.....	-	-	1	2TU,TU	
	50351-KYY-900	.....	-	-	1	2KE,3DK	
5	50710-KVX-A00	HOLDER ASSY., HELMET .....	(1)	-	-	2AG,2CL,2PE,3DK,AG,CL,MX,PE	
	50710-KYY-B51	.....	-	(1)	(1)	2CL,2KE,2PE,3AG,3CO,3DK,4AG,4CO,5AG,CL,DK,PE	
6	90019-399-010	BOLT, FLANGE, 10X110 .....	1	-	-	2AG,2CL,2PE,3DK,AG,CL,MX,PE	
		.....	-	1	1	2CL,2KE,2PE,2TU,3AG,3CO,3DK,4AG,4CO,5AG,CL,DK,PE,SA,TU	
7	90107-449-000	BOLT, HELMET HOLDER SETTING ..	(1)	-	-	2AG,2CL,2PE,3DK,AG,CL,MX,PE	
		.....	-	(1)	(1)	2CL,2KE,2PE,3AG,3CO,3DK,4AG,4CO,5AG,CL,DK,PE	
		.....	-	1	1	2TU,SA,TU	
8	90132-KB5-920	BOLT, FLANGE, 10X130 .....	1	-	-	2AG,2CL,2PE,3DK,AG,CL,MX,PE	
		.....	-	1	1	2CL,2KE,2PE,2TU,3AG,3CO,3DK,4AG,4CO,5AG,CL,DK,PE,SA,TU	
9	94050-10000	NUT, FLANGE, 10MM .....	6	-	-	2AG,2CL,2PE,3DK,AG,CL,MX,PE	
		.....	-	6	6	2CL,2KE,2PE,2TU,3AG,3CO,3DK,4AG,4CO,5AG,CL,DK,PE,SA,TU	

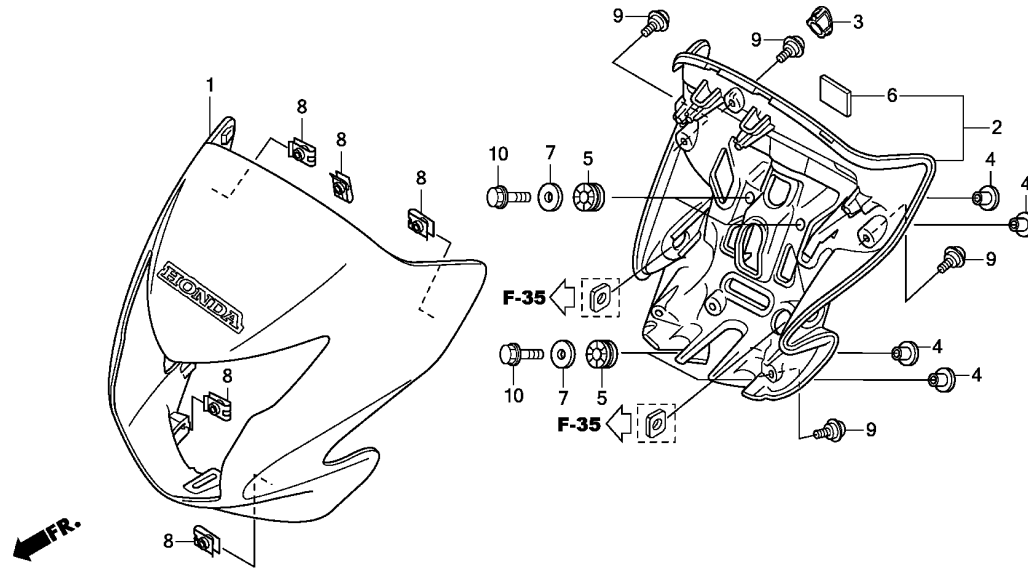


Ref. No.	Part No.	Description	Reqd. QTY			Serial No.	Parts catalogue code
			CGX125SH	C	D		
10	95801-10065-08	BOLT, FLANGE, 10X65	2	-	-	-----	2AG,2CL,2PE,3DK,AG,CL,MX,PE
	95801-10075-08	BOLT, FLANGE, 10X75	-	2	-	-----	2CL,2PE,2TU,3DK,5AG,CL,DK,PE,TU
	95801-10065-08	BOLT, FLANGE, 10X65	-	2	-	-----	3AG,3CO,4AG,4CO
			-	-	2	-----	2KE,3DK
	95801-10075-08	BOLT, FLANGE, 10X75	-	-	2	-----	CL,DK,PE,SA
11	95801-10085-08	BOLT, FLANGE, 10X85	1	-	-	-----	2AG,2CL,2PE,3DK,AG,CL,MX,PE
			-	1	1	-----	2CL,2KE,2PE,2TU,3AG,3CO,3DK,4AG,4CO,5AG,CL,DK,PE,SA,TU
12	95801-10095-08	BOLT, FLANGE, 10X95	1	-	-	-----	2AG,2CL,2PE,3DK,AG,CL,MX,PE
			-	1	1	-----	2CL,2KE,2PE,2TU,3AG,3CO,3DK,4AG,4CO,5AG,CL,DK,PE,SA,TU

# F-43

# FRONT VISOR

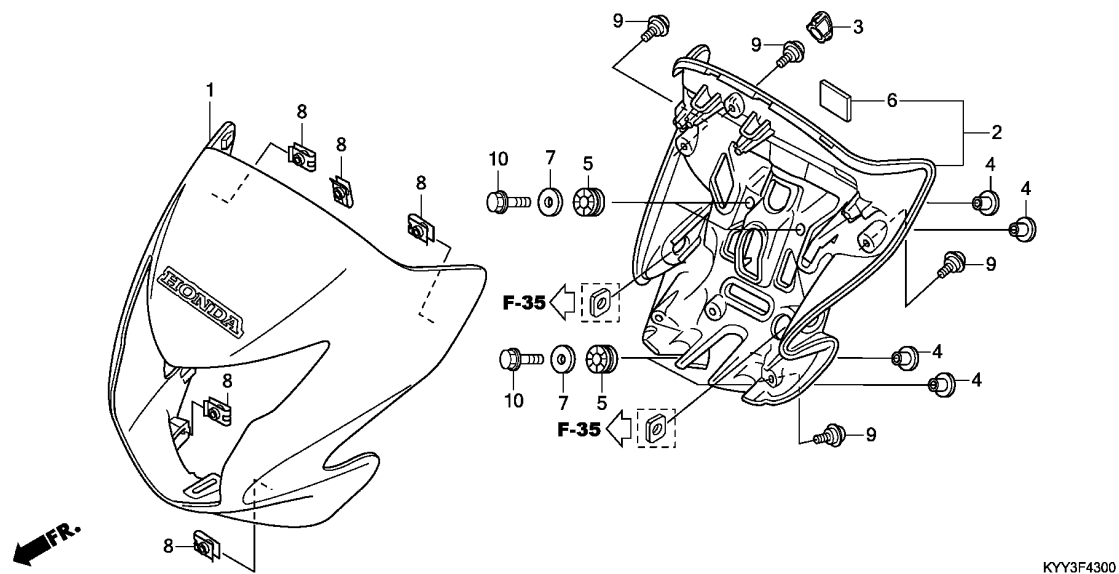
**K13**



Ref. No.	L.O.N.	(Relative ref. Number) Description	F.R.T.
1	4111L3	COWL, FRONT CENTER .....	0.2
2	413135	COVER, HEADLIGHT .....	0.5

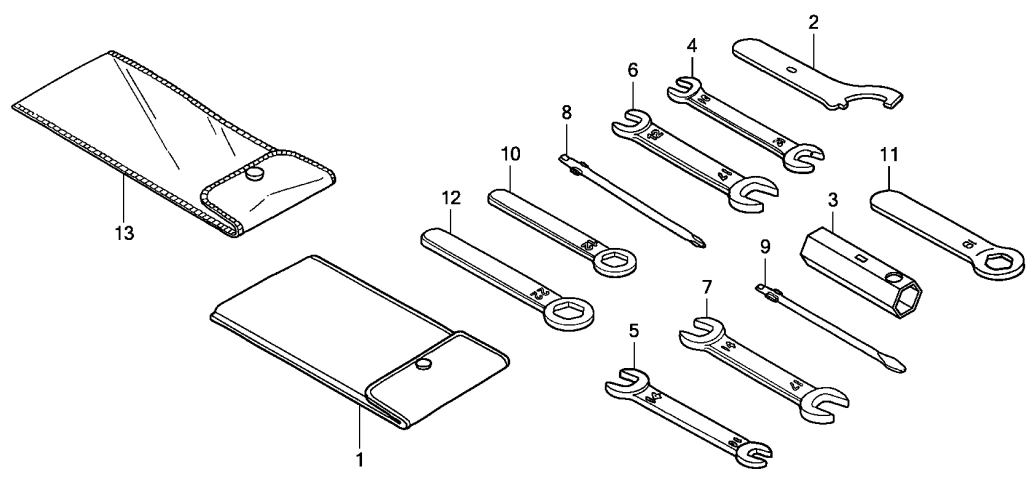
Ref. No.	Part No.	Description	Reqd. QTY		Serial No.	Parts catalogue code
			CGX125SH	E		
1	61300-KYY-920ZA	VISOR SET, FR.(WL)	1	-	1	----- 2KE,3DK
		*TYPE1*	1	-	1	----- 2KE,3DK
	61300-KYY-920ZB	*TYPE2*	1	-	1	----- 2KE,3DK
	61300-KYY-900ZA	*TYPE1*	-	1	-	----- 2TU,TU
	61300-KYY-900ZB	*TYPE2*	-	1	-	----- 2TU,TU
	61300-KYY-900ZC	*TYPE3*	-	1	-	----- 2TU,TU
2	61310-KYY-900	COVER ASSY., HEADLIGHT RR. ..	1	-	-	----- 3DK
			-	1	-	----- 2TU,TU
			-	1	-	----- 2KE,3DK
3	61313-KYY-900	PLUG, BLIND .....	1	-	-	----- 3DK
			-	1	-	----- 2TU,TU
			-	1	-	----- 2KE,3DK
4	61314-KYY-900	COLLAR, HEADLIGHT RR. COVER -	4	-	-	----- 3DK
			-	4	-	----- 2TU,TU
			-	4	-	----- 2KE,3DK
5	64615-KR1-860	RUBBER, LOWER COWL MOUNTING -	4	-	-	----- 3DK
			-	4	-	----- 2TU,TU
			-	4	-	----- 2KE,3DK
6	86150-KYS-940	EMBLEM, PRODUCT .....	1	-	-	----- 3DK
			-	1	-	----- 2TU,TU
			-	1	-	----- 2KE,3DK
7	90502-KYY-900	WASHER, HEADLIGHT RR. COVER -	4	-	-	----- 3DK
			-	4	-	----- 2TU,TU
			-	4	-	----- 2KE,3DK
8	90677-GFM-970	NUT, CLIP, 5MM .....	5	-	-	----- 3DK
			-	5	-	----- 2TU,TU
			-	5	-	----- 2KE,3DK

**3**



3

Ref. No.	Part No.	Description	Reqd. QTY			Serial No.	Parts catalogue code
			CGX125SH				
			C	D	E		
9	91510-KYA-600	SCREW, PAN, 5X15 .....	5	-	-	-----	3DK
			-	5	-	-----	2TU,TU
			-	-	5	-----	2KE,3DK
10	95701-06022-08	BOLT, FLANGE, 6X22 .....	4	-	-	-----	3DK
			-	4	-	-----	2TU,TU
			-	-	4	-----	2KE,3DK



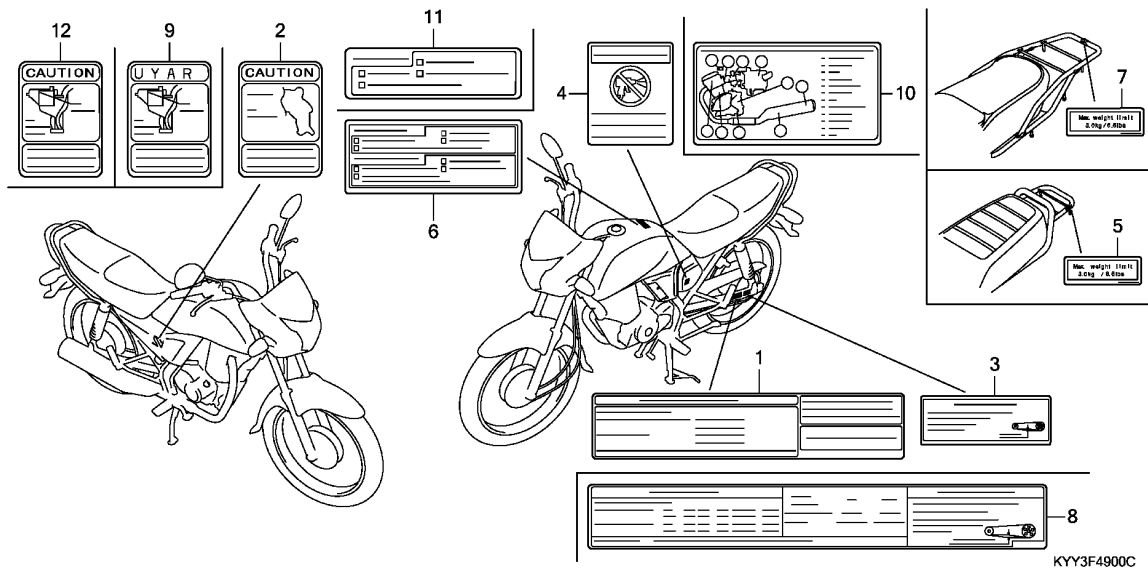
KYY3F4800

Ref. L.O.N. (Relative ref. Number) F.R.T.  
No. Description

NO INFORMATION .....

Ref. No.	Part No.	Description	Reqd. QTY			Serial No.	Parts catalogue code
			CGX125SH	C	D		
1	83642-171-000	BAG, OWNERS MANUAL .....	1	1	1		
2	89215-KSH-900	SPANNER, PIN .....	1	1	1	-----	2AG,2CL,2PE,2TU,3AG,3CO,4AG,4CO,5AG,AG,CL,MX,PE,TU
3	89216-KRM-860	WRENCH, SPARK PLUG .....	1	1	1	-----	2AG,2CL,2PE,2TU,3AG,3CO,4AG,4CO,5AG,AG,CL,MX,PE,TU
4	99001-10120	SPANNER, 10X12 .....	1	1	1	-----	2DK,2KE,3DK,DK,KE,SA
5	99001-10140	SPANNER, 10X14 .....	1	1	1	-----	2DK,2KE,3DK,DK,KE,SA
6	99001-12170	SPANNER, 12X17 .....	1	1	1	-----	2DK,2KE,3DK,DK,KE,SA
7	99001-14170	SPANNER, 14X17 .....	1	1	1	-----	2AG,2CL,2PE,2TU,3AG,3CO,4AG,4CO,5AG,AG,CL,MX,PE,TU
8	99003-10000	DRIVER 1, PLUS SCREW(NO.2) ..	1	1	1	-----	2AG,2CL,2PE,2TU,3AG,3CO,4AG,4CO,5AG,AG,CL,MX,PE,TU
9	99003-30000	DRIVER 3, MINUS SCREW(NO.2) ..	1	1	1	-----	2DK,2KE,3DK,DK,KE,SA
10	99006-12000	HANDLE, EYE WRENCH, 12MM .....	1	1	1	-----	2DK,2KE,3DK,DK,KE,SA
11	99006-19000	WRENCH, EYE, 19MM .....	1	1	1	-----	2DK,2KE,3DK,DK,KE,SA
12	99006-22000	WRENCH, EYE, 22MM .....	1	1	1	-----	2DK,2KE,3DK,DK,KE,SA
13	99008-01600	BAG, TOOL, 160MM .....	1	1	1		





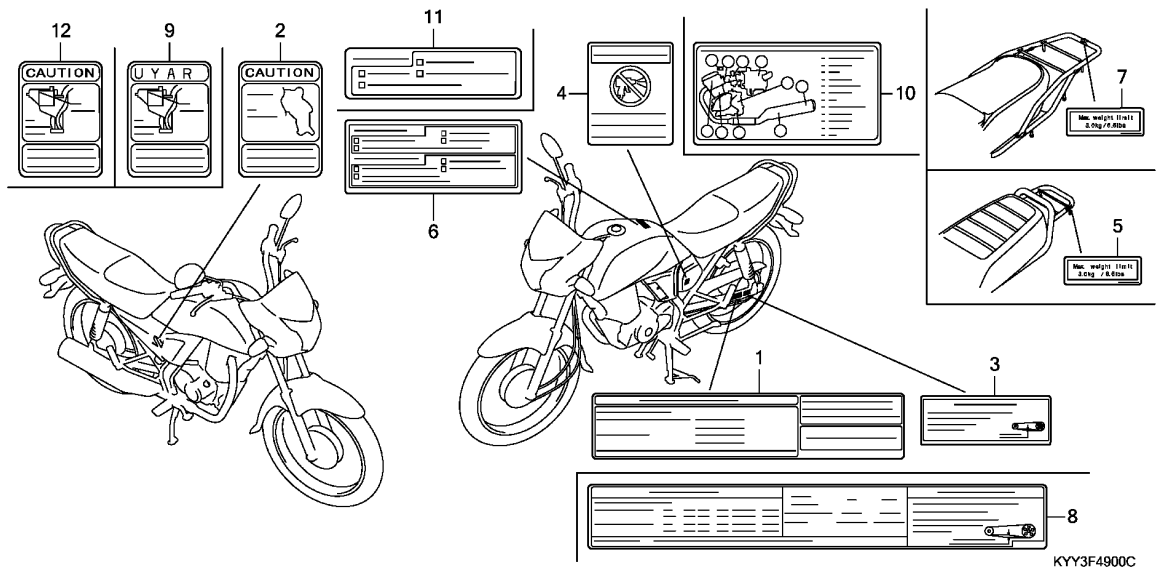
Ref. L.O.N. (Relative ref. Number) F.R.T.  
No. Description

NO INFORMATION .....

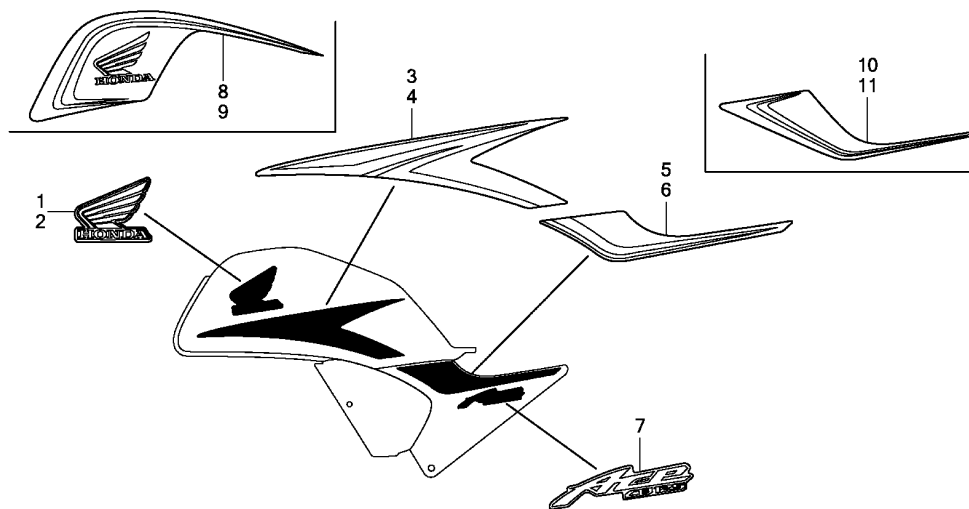
KYY3F4900C

3

Ref. No.	Part No.	Description	Reqd. QTY			Serial No.	Parts catalogue code
			CGX125SH	C	D		
1	87505-KYY-600	LABEL, TIRE (SPANISH)	1	-	-	2AG,2CL,2PE,AG,CL,MX,PE	
	87505-KYY-971	LABEL, TIRE (ENGLISH)	1	-	-	3DK,DK	
	87505-KYY-781	LABEL, TIRE (SPANISH)	-	1	-	2CL,2PE,CL,PE	
	87505-KYY-600	.....	-	1	-	3AG,3CO,4AG,4CO,5AG	
	87505-KYY-860	LABEL, TIRE (ENGLISH)	-	1	-	3DK,DK	
	87505-KYY-971	.....	-	-	1	2DK,2KE,3DK,KE,SA	
	87505-KYY-780	LABEL, TIRE (SPANISH)	-	-	1	CL	
	87505-KYY-860	LABEL, TIRE (ENGLISH)	-	-	1	DK	
	87505-KYY-781	LABEL, TIRE (SPANISH)	-	-	1	PE	
2	87506-KYY-630	MARK, BATTERY CAUTION (SPANISH)	1	1	1	2AG,2CL,2PE,3AG,3CO,4AG,4CO,5AG,AG,CL,MX,PE	
	87506-KYY-970	MARK, BATTERY CAUTION (ENGLISH)	1	1	1	2DK,2KE,3DK,DK,KE	
3	87507-MEE-761	LABEL, DRIVE CHAIN	1	1	1	2AG,2CL,2PE,3AG,3CO,4AG,4CO,5AG,AG,CL,MX,PE	
	87507-MCW-D20	.....	1	1	1	2DK,2KE,3DK,DK,KE,SA	
4	87509-KVR-G00	LABEL, AIR CLEANER ELEMENT	1	1	1	2AG,2CL,2PE,3AG,3CO,4AG,4CO,5AG,AG,CL,MX,PE	
	87509-KWP-900	..... NOTICE	-	-	1	SA	
5	87512-KYY-970	LABEL, RR. CARRIER	1	-	-	DK	
			-	-	1	2DK,KE	
6	87560-KYY-600ZB	LABEL, DRIVE CAUTION (SPANISH)	1	1	1	2AG,2CL,2PE,3AG,3CO,4AG,4CO,5AG,AG,CL,MX,PE	
	*TYPE1*	.....	1	1	1	2AG,2CL,2PE,3AG,3CO,4AG,4CO,5AG,AG,CL,MX,PE	
	87560-KYY-970ZA	LABEL, DRIVE CAUTION	1	1	1	2DK,2KE,3DK,DK,KE,SA	
	*TYPE1*	.....	1	1	1	2DK,2KE,3DK,DK,KE,SA	
	87560-KYY-600ZA	LABEL, DRIVE CAUTION (SPANISH)	1	-	-	MX	
	*TYPE2*	.....	1	-	-	2CL,2PE,5AG,CL,PE	
7	81220-KRF-E20	LABEL, RR. CARRIER (SPANISH)	-	1	1	2CL,2PE,5AG,CL,PE	
	81220-KRF-N10	LABEL, RR. CARRIER	-	1	-	3DK,DK	
			-	-	1	DK	



Ref. No.	Part No.	Description	Reqd. QTY			Serial No.	Parts catalogue code
			CGX125SH	C	D		
8	87505-KYY-B50	LABEL, TIRE & DRIVE CHAIN (TURKEY)	-	1	-	-----	2TU,TU
9	87506-KYY-B50	MARK, BATTERY CAUTION(TURKEY)	-	1	-	-----	2TU,TU
10	87520-KYY-B61	LABEL, TAMPER PROOF .....	-	1	-	-----	2TU,TU
11	87560-KYY-B50	LABEL, DRIVE CAUTION(TURKEY)	-	1	-	-----	2TU,TU
12	87506-KYY-B30	MARK, BATTERY CAUTION(ENGLISH)	-	-	1	-----	SA

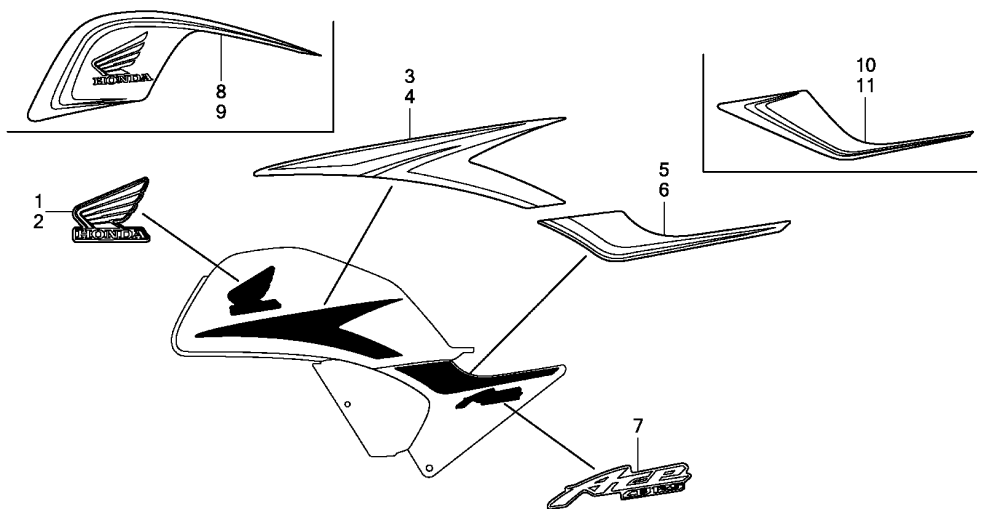


KYY3F5000A

Ref. L.O.N. (Relative ref. Number) F.R.T.  
No. Description

NO INFORMATION .....

Ref. No.	Part No.	Description	Reqd. QTY		Serial No.	Parts catalogue code
			CGX125SH C D E			
1	86171-KYY-900ZA	MARK, R. WING	1	-	-	DK
		*TYPE1*.....	1	-	-	DK
	86171-KYY-900ZB	*TYPE2*.....	1	-	-	DK
	86171-KYY-900ZA	*TYPE1*.....	-	-	1	KE
	86171-KYY-900ZB	*TYPE2*.....	-	-	1	KE
2	86172-KYY-900ZA	MARK, L. WING	1	-	-	DK
		*TYPE1*.....	1	-	-	DK
	86172-KYY-900ZB	*TYPE2*.....	1	-	-	DK
	86172-KYY-900ZA	*TYPE1*.....	-	-	1	KE
	86172-KYY-900ZB	*TYPE2*.....	-	-	1	KE
3	86173-KYY-900ZA	STRIPE, R. FUEL TANK	1	-	-	DK
		*TYPE1*.....	1	-	-	DK
	86173-KYY-900ZB	*TYPE2*.....	1	-	-	DK
	86173-KYY-900ZA	*TYPE1*.....	-	-	1	KE
	86173-KYY-900ZB	*TYPE2*.....	-	-	1	KE
4	86174-KYY-900ZA	STRIPE, L. FUEL TANK	1	-	-	DK
		*TYPE1*.....	1	-	-	DK
	86174-KYY-900ZB	*TYPE2*.....	1	-	-	DK
	86174-KYY-900ZA	*TYPE1*.....	-	-	1	KE
	86174-KYY-900ZB	*TYPE2*.....	-	-	1	KE
5	86831-KYY-970ZA	STRIPE, R. SIDE COVER	1	-	-	DK
		*TYPE2*.....	1	-	-	DK
	86831-KYY-970ZB	*TYPE1*.....	1	-	-	DK
	86831-KYY-970ZA	*TYPE2*.....	-	-	1	KE
	86831-KYY-970ZB	*TYPE1*.....	-	-	1	KE
6	86832-KYY-970ZA	STRIPE, L. SIDE COVER	1	-	-	DK
		*TYPE2*.....	1	-	-	DK
	86832-KYY-970ZB	*TYPE1*.....	1	-	-	DK



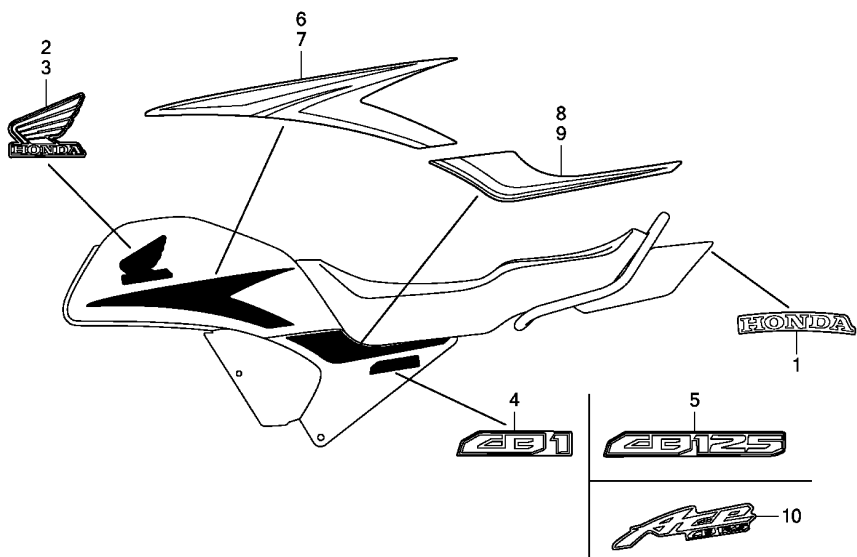
KYY3F5000A

Ref. No.	Part No.	Description	Reqd. QTY			Serial No.	Parts catalogue code
			CGX125SH	C	D		
(6)	86832-KYY-970ZA	STRIPE, L. SIDE COVER	-	-	1	-----	KE
		*TYPE2*	-	-	1	-----	KE
	86832-KYY-970ZB	*TYPE1*	-	-	1	-----	KE
7	86833-KYY-970ZA	MARK, SIDE COVER	2	-	-	-----	DK
		*TYPE1*	-	-	2	-----	2DK,KE
8	86171-K52-N00ZC	STRIPE, R. FUEL TANK	-	-	1	-----	2DK
		*TYPE2*	-	-	1	-----	2DK
	86171-K52-N00ZD	*TYPE1*	-	-	1	-----	2DK
9	86172-K52-N00ZC	STRIPE, L. FUEL TANK	-	-	1	-----	2DK
		*TYPE2*	-	-	1	-----	2DK
	86172-K52-N00ZD	*TYPE1*	-	-	1	-----	2DK
10	86831-K52-N00ZA	STRIPE, R. SIDE COVER	-	-	1	-----	2DK
		*TYPE2*	-	-	1	-----	2DK
	86831-K52-N00ZB	*TYPE1*	-	-	1	-----	2DK
11	86832-K52-N00ZA	STRIPE, L. SIDE COVER	-	-	1	-----	2DK
		*TYPE2*	-	-	1	-----	2DK
	86832-K52-N00ZB	*TYPE1*	-	-	1	-----	2DK

F-50-1

MARK/STRIPE(2)

L 4



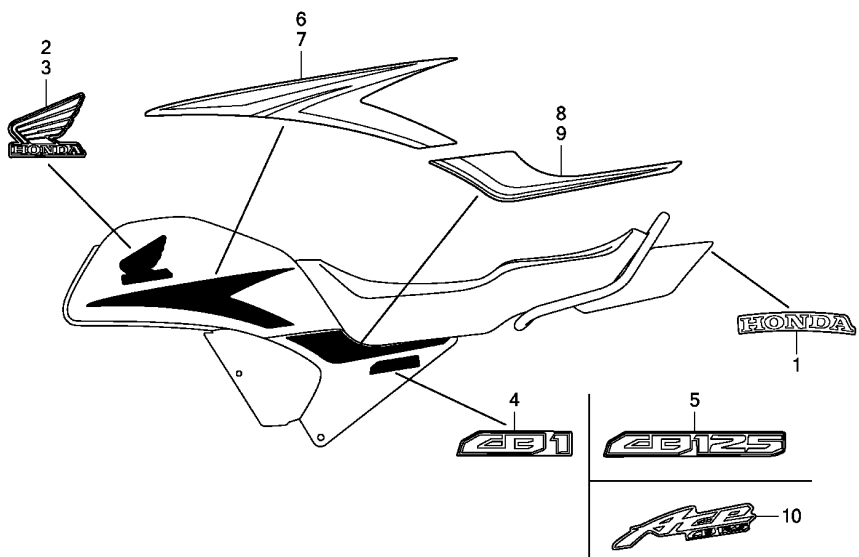
KYY3F5001A

Ref. L.O.N. (Relative ref. Number) F.R.T.  
No. Description

NO INFORMATION .....

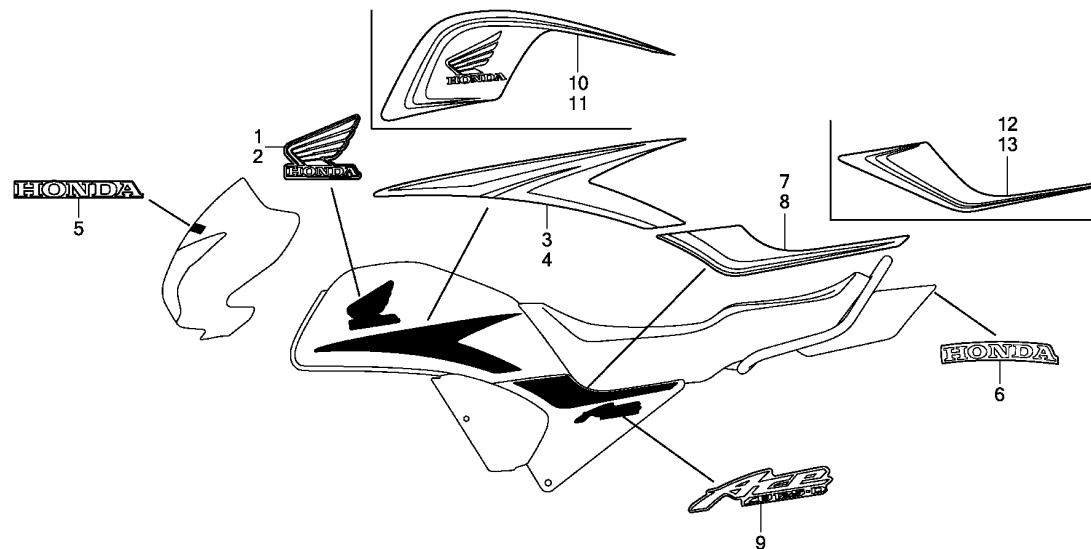
3

Ref. No.	Part No.	Description	Reqd. QTY		Serial No.	Parts catalogue code
			CGX125SH C D E			
1	86771-KYY-900ZA	MARK, HONDA	1	-	-	2AG,2CL,2PE,AG,CL,MX,PE
		*TYPE1*	1	-	-	2AG,2CL,2PE,AG,CL,PE
	86771-KYY-900ZB	*TYPE2*	1	-	-	2AG,2CL,2PE,AG,CL,PE
	86771-KYY-900ZC	*TYPE3*	1	-	-	2AG,2CL,2PE,AG,CL,PE
	86101-KYY-600ZB	MARK, HONDA(90MM)	1	-	-	MX
		*TYPE4*	1	-	-	MX
	86771-KYY-900ZA	MARK, HONDA	-	1	1	3AG,3CO,4AG,4CO,SA
	86771-KYY-900ZB	*TYPE1*	-	1	1	3AG,3CO,4AG,4CO,SA
	86771-KYY-900ZC	*TYPE2*	-	1	1	3AG,3CO,4AG,4CO,SA
	86771-KYY-900ZC	*TYPE3*	-	1	-	3AG,3CO,4AG,4CO
2	86171-KYY-900ZA	MARK, R. WING	1	-	-	2AG,2CL,2PE,AG,CL,MX,PE
		*TYPE1*	1	-	-	2AG,2CL,2PE,AG,CL,PE
	86171-KYY-900ZB	*TYPE2*	1	-	-	2AG,2CL,2PE,AG,CL,PE
	86171-KYY-900ZC	*TYPE3*	1	-	-	2AG,2CL,2PE,AG,CL,PE
	86201-KYY-600ZF	MARK, R. WING(105MM)	1	-	-	MX
		*TYPE4 1*	1	-	-	MX
	86171-KYY-900ZA	MARK, R. WING	-	1	1	3AG,3CO,4AG,4CO,SA
	86171-KYY-900ZB	*TYPE1*	-	1	1	3AG,3CO,4AG,4CO,SA
	86171-KYY-900ZC	*TYPE2*	-	1	1	3AG,3CO,4AG,4CO,SA
	86171-KYY-900ZC	*TYPE3*	-	1	-	3AG,3CO,4AG,4CO
3	86172-KYY-900ZA	MARK, L. WING	1	-	-	2AG,2CL,2PE,AG,CL,MX,PE
		*TYPE1*	1	-	-	2AG,2CL,2PE,AG,CL,PE
	86172-KYY-900ZB	*TYPE2*	1	-	-	2AG,2CL,2PE,AG,CL,PE
	86172-KYY-900ZC	*TYPE3*	1	-	-	2AG,2CL,2PE,AG,CL,PE
	86202-KYY-600ZF	MARK, L. WING(105MM)	1	-	-	MX
		*TYPE4 1*	1	-	-	MX
	86172-KYY-900ZA	MARK, L. WING	-	1	1	3AG,3CO,4AG,4CO,SA
	86172-KYY-900ZB	*TYPE1*	-	1	1	3AG,3CO,4AG,4CO,SA
	86172-KYY-900ZB	*TYPE2*	-	1	1	3AG,3CO,4AG,4CO,SA



KYY3F5001A

Ref. No.	Part No.	Description	Reqd. QTY			Serial No.	Parts catalogue code
			CGX125SH	C	D		
(3)	86172-KYY-900ZC	MARK, L. WING *TYPE3*	-	1	-	-----	3AG,3CO,4AG,4CO
4	86833-KYY-600ZA	MARK, SIDE COVER(CB1) *TYPE1*	2	-	-	-----	2AG,2CL,2PE,AG,CL,PE
			-	2	-	-----	3AG,3CO,4AG,4CO
5	86833-KYY-620ZA	MARK, SIDE COVER(CB125) *TYPE1*	2	-	-	-----	MX
6	86173-KYY-710ZA	STRIPE, R. FUEL TANK *TYPE2*	-	-	1	-----	SA
	86173-KYY-710ZB	*TYPE1*	-	-	1	-----	SA
7	86174-KYY-710ZA	STRIPE, L. FUEL TANK *TYPE2*	-	-	1	-----	SA
	86174-KYY-710ZB	*TYPE1*	-	-	1	-----	SA
8	86831-KYY-710ZA	STRIPE, R. SIDE COVER *TYPE2*	-	-	1	-----	SA
	86831-KYY-710ZB	*TYPE1*	-	-	1	-----	SA
9	86832-KYY-710ZA	STRIPE, L. SIDE COVER *TYPE2*	-	-	1	-----	SA
	86832-KYY-710ZB	*TYPE1*	-	-	1	-----	SA
10	86833-KYY-970ZA	MARK, SIDE COVER *TYPE1*	-	-	2	-----	SA



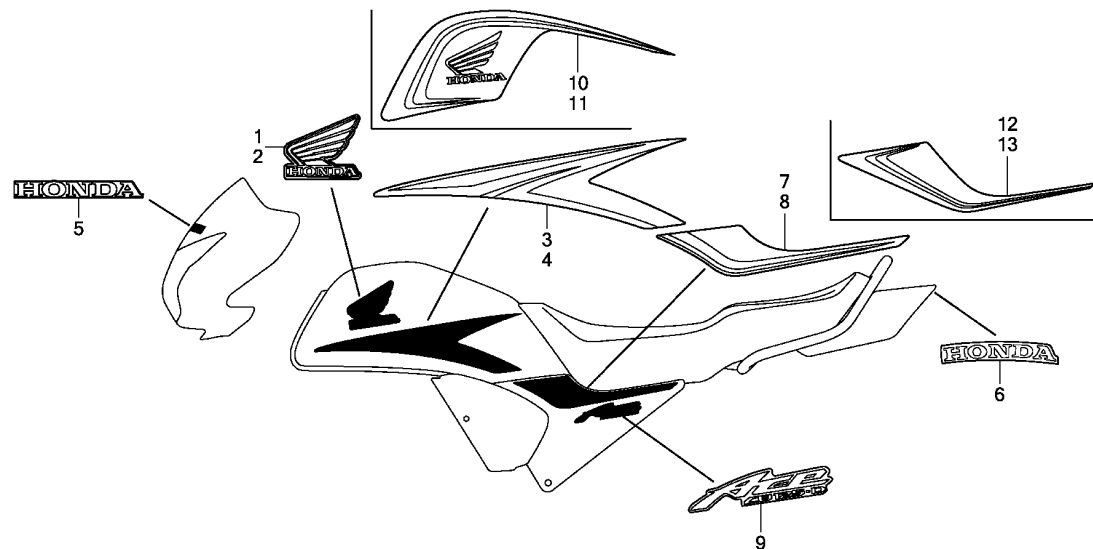
KYY3F5002A

Ref. L.O.N. (Relative ref. Number) F.R.T.  
No. Description

NO INFORMATION .....

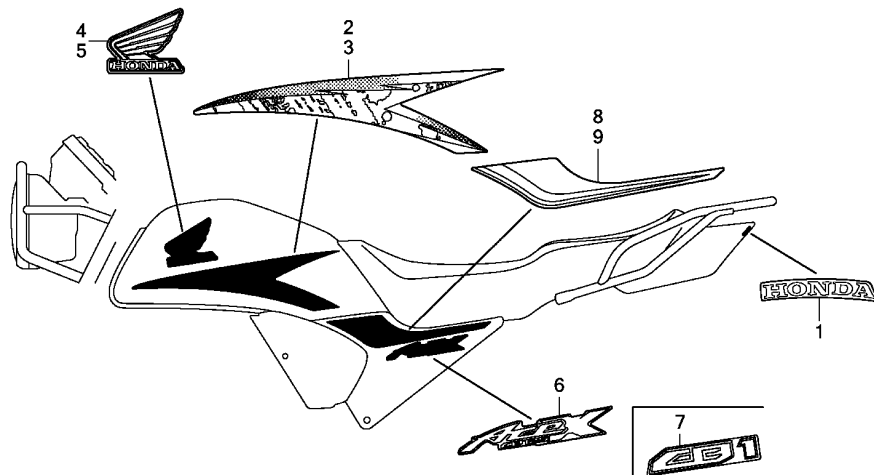
3

Ref. No.	Part No.	Description	Reqd. QTY			Serial No.	Parts catalogue code
			CGX125SH	C	D		
1	86171-KYY-900ZA	MARK, R. WING	1	-	-		
		*TYPE1*.....	1	-	-		3DK
	86171-KYY-900ZB	*TYPE2*.....	1	-	-		3DK
	86171-KYY-900ZA	*TYPE1*.....	-	-	1		2KE
	86171-KYY-900ZB	*TYPE2*.....	-	-	1		2KE
2	86172-KYY-900ZA	MARK, L. WING	1	-	-		
		*TYPE1*.....	1	-	-		3DK
	86172-KYY-900ZB	*TYPE2*.....	1	-	-		3DK
	86172-KYY-900ZA	*TYPE1*.....	-	-	1		2KE
	86172-KYY-900ZB	*TYPE2*.....	-	-	1		2KE
3	86173-KYY-900ZA	STRIPE, R. FUEL TANK	1	-	-		
		*TYPE1*.....	1	-	-		3DK
	86173-KYY-900ZB	*TYPE2*.....	1	-	-		3DK
	86173-KYY-900ZA	*TYPE1*.....	-	-	1		2KE
	86173-KYY-900ZB	*TYPE2*.....	-	-	1		2KE
4	86174-KYY-900ZA	STRIPE, L. FUEL TANK	1	-	-		
		*TYPE1*.....	1	-	-		3DK
	86174-KYY-900ZB	*TYPE2*.....	1	-	-		3DK
	86174-KYY-900ZA	*TYPE1*.....	-	-	1		2KE
	86174-KYY-900ZB	*TYPE2*.....	-	-	1		2KE
5	86613-KYY-900ZA	MARK, HONDA	1	-	1		
		*TYPE1*.....	1	-	1		2KE,3DK
	86613-KYY-900ZB	*TYPE2*.....	1	-	1		2KE,3DK
6	86771-KYY-900ZF	MARK, HONDA	1	-	1		
		*TYPE6*.....	1	-	1		2KE,3DK
7	86831-KYY-970ZA	STRIPE, R. SIDE COVER	1	-	-		
		*TYPE2*.....	1	-	-		3DK
	86831-KYY-970ZB	*TYPE1*.....	1	-	-		3DK



Ref. No.	Part No.	Description	Reqd. QTY			Serial No.	Parts catalogue code
			CGX125SH	C	D		
(7)	86831-KYY-970ZA	STRIPE, R. SIDE COVER	-	-	1	-----	2KE
		*TYPE2*	-	-	1	-----	2KE
	86831-KYY-970ZB	*TYPE1*	-	-	1	-----	2KE
8	86832-KYY-970ZA	STRIPE, L. SIDE COVER	1	-	-	-----	3DK
		*TYPE2*	1	-	-	-----	3DK
	86832-KYY-970ZB	*TYPE1*	-	-	1	-----	2KE
	86832-KYY-970ZA	*TYPE2*	-	-	1	-----	2KE
	86832-KYY-970ZB	*TYPE1*	-	-	1	-----	2KE
9	86833-KYY-980ZA	MARK, SIDE COVER	2	-	2	-----	2KE,3DK
		*TYPE1*	-	-	-	-----	-
10	86171-K52-N00ZA	STRIPE, R. FUEL TANK	-	-	1	-----	3DK
		*TYPE4*	-	-	1	-----	3DK
	86171-K52-N00ZB	*TYPE3*	-	-	1	-----	3DK
11	86172-K52-N00ZA	STRIPE, L. FUEL TANK	-	-	1	-----	3DK
		*TYPE4*	-	-	1	-----	3DK
	86172-K52-N00ZB	*TYPE3*	-	-	1	-----	3DK
12	86831-K52-N10ZA	STRIPE, R. SIDE COVER	-	-	1	-----	3DK
		*TYPE2*	-	-	1	-----	3DK
	86831-K52-N10ZB	*TYPE1*	-	-	1	-----	3DK
13	86832-K52-N10ZA	STRIPE, L. SIDE COVER	-	-	1	-----	3DK
		*TYPE2*	-	-	1	-----	3DK
	86832-K52-N10ZB	*TYPE1*	-	-	1	-----	3DK





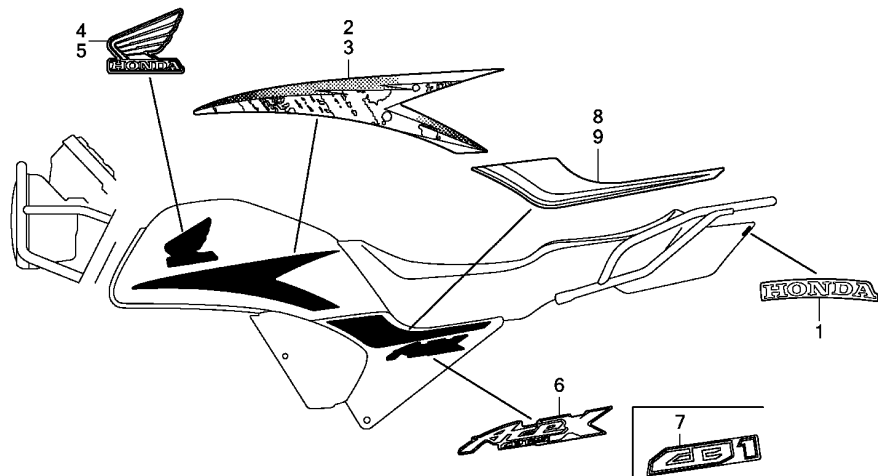
KYY3F5003A

Ref. L.O.N. (Relative ref. Number) F.R.T.  
No. Description

NO INFORMATION .....

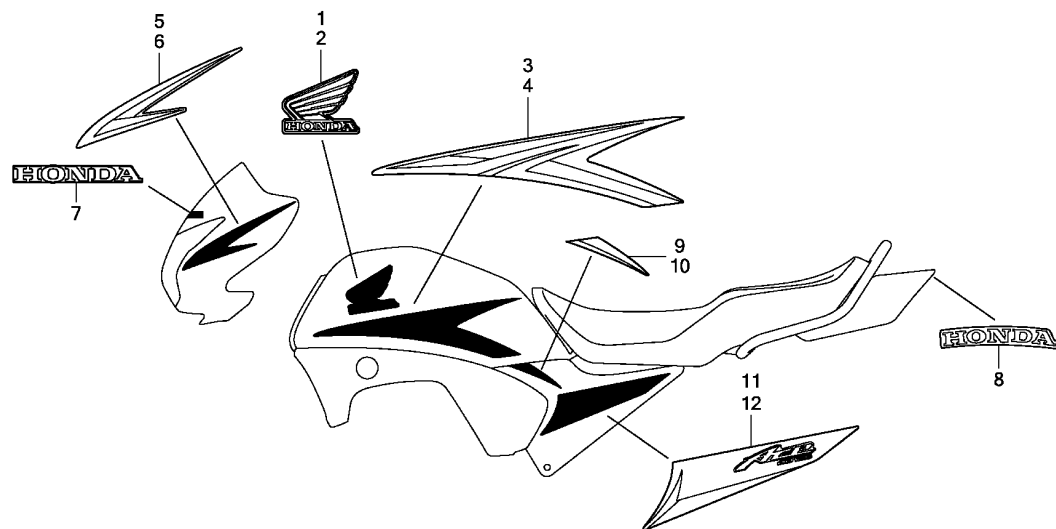
3

Ref. No.	Part No.	Description	Reqd. QTY		Serial No.	Parts catalogue code
			CGX125SH	E		
1	86101-KYY-760ZA	MARK, HONDA(90MM)	-	1	-	2CL,2PE,3DK,5AG,CL,DK,PE
		*TYPE2*	-	1	-	2CL,2PE,3DK,5AG,CL,DK,PE
	86101-KYY-760ZB	*TYPE1*	-	1	-	2CL,2PE,3DK,5AG,CL,DK,PE
	86101-KYY-760ZA	*TYPE2*	-	1	-	CL,DK,PE
	86101-KYY-760ZB	*TYPE1*	-	1	-	CL,DK,PE
2	86173-KYY-760ZB	STRIPE, R. FUEL TANK	-	1	-	2CL,2PE,3DK,5AG,CL,DK,PE
		*TYPE2*	-	1	-	2CL,2PE,3DK,5AG,CL,DK,PE
	86173-KYY-760ZC	*TYPE1*	-	1	-	CL,DK
	86173-KYY-760ZB	*TYPE2*	-	1	-	CL,DK
	86173-KYY-760ZC	*TYPE1*	-	1	-	PE
	86173-KYY-G00ZA	*TYPE2*	-	1	-	PE
	86173-KYY-G00ZB	*TYPE1*	-	1	-	PE
3	86174-KYY-760ZA	STRIPE, L. FUEL TANK	-	1	-	2CL,2PE,3DK,5AG,CL,DK,PE
		*TYPE2*	-	1	-	2CL,2PE,3DK,5AG,CL,DK,PE
	86174-KYY-760ZB	*TYPE1*	-	1	-	CL,DK
	86174-KYY-760ZA	*TYPE2*	-	1	-	CL,DK
	86174-KYY-760ZB	*TYPE1*	-	1	-	PE
	86174-KYY-G00ZA	*TYPE2*	-	1	-	PE
	86174-KYY-G00ZB	*TYPE1*	-	1	-	PE
4	86201-KYY-760ZA	MARK, R. WING(105MM)	-	1	-	2CL,2PE,3DK,5AG,CL,DK,PE
		*TYPE2*	-	1	-	2CL,2PE,3DK,5AG,CL,DK,PE
	86201-KYY-760ZB	*TYPE1*	-	1	-	CL,DK,PE
	86201-KYY-760ZA	*TYPE2*	-	1	-	CL,DK,PE
	86201-KYY-760ZB	*TYPE1*	-	1	-	CL,DK,PE
5	86202-KYY-760ZA	MARK, L. WING(105MM)	-	1	-	2CL,2PE,3DK,5AG,CL,DK,PE
		*TYPE2*	-	1	-	2CL,2PE,3DK,5AG,CL,DK,PE
	86202-KYY-760ZB	*TYPE1*	-	1	-	CL,DK,PE
	86202-KYY-760ZA	*TYPE2*	-	1	-	CL,DK,PE
	86202-KYY-760ZB	*TYPE1*	-	1	-	CL,DK,PE



KYY3F5003A

Ref. No.	Part No.	Description	Reqd. QTY			Serial No.	Parts catalogue code
			CGX125SH	C	D		
6	86833-KYY-860ZA	MARK, SIDE COVER *TYPE1*.....	-	2	-	-----	3DK,DK
			-	-	2	-----	DK
7	86833-KYY-600ZA	MARK, SIDE COVER(CB1) *TYPE1*.....	-	2	2	-----	2CL,2PE,5AG,CL,PE
8	86831-KYY-710ZA	STRIPE, R. SIDE COVER *TYPE2*.....	-	-	1	-----	PE
	86831-KYY-710ZB	*TYPE1*.....	-	-	1	-----	PE
9	86832-KYY-710ZA	STRIPE, L. SIDE COVER *TYPE2*.....	-	-	1	-----	PE
	86832-KYY-710ZB	*TYPE1*.....	-	-	1	-----	PE

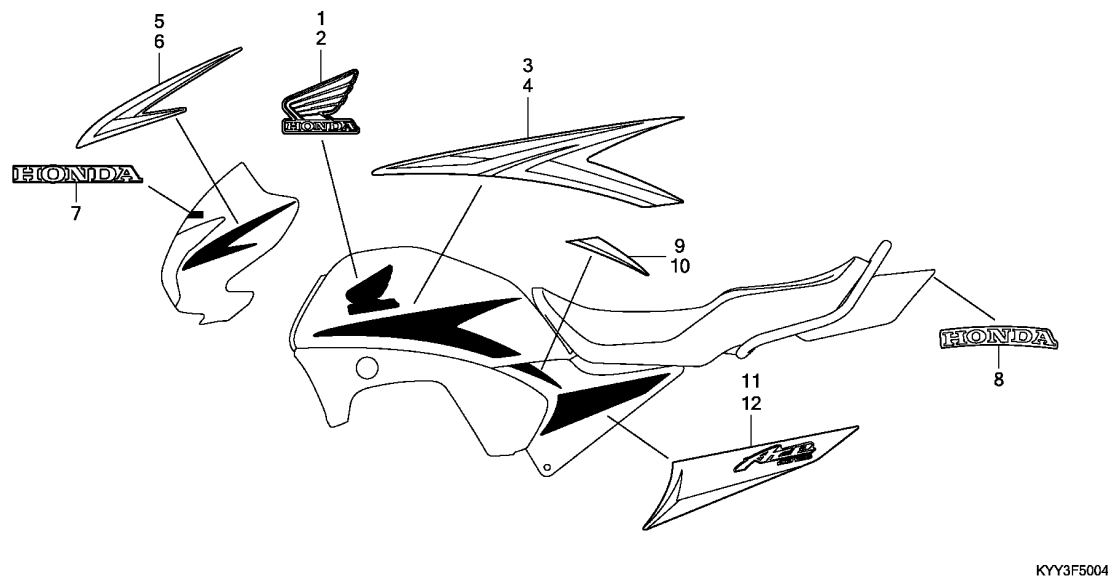


KYY3F5004

Ref. L.O.N. (Relative ref. Number) F.R.T.  
No. Description

NO INFORMATION .....

Ref. No.	Part No.	Description	Reqd. QTY		Serial No.	Parts catalogue code
			CGX125SH			
			C	D	E	
1	86171-KYY-900ZA	MARK, R. WING	-	1	-	2TU,TU
		*TYPE1*	-	1	-	2TU,TU
	86171-KYY-900ZB	*TYPE2*	-	1	-	2TU,TU
	86171-KYY-900ZC	*TYPE3*	-	1	-	2TU,TU
2	86172-KYY-900ZA	MARK, L. WING	-	1	-	2TU,TU
		*TYPE1*	-	1	-	2TU,TU
	86172-KYY-900ZB	*TYPE2*	-	1	-	2TU,TU
	86172-KYY-900ZC	*TYPE3*	-	1	-	2TU,TU
3	86173-KYY-900ZA	STRIPE, R. FUEL TANK	-	1	-	2TU,TU
		*TYPE1*	-	1	-	2TU,TU
	86173-KYY-900ZB	*TYPE2*	-	1	-	2TU,TU
	86173-KYY-900ZC	*TYPE3*	-	1	-	2TU,TU
4	86174-KYY-900ZA	STRIPE, L. FUEL TANK	-	1	-	2TU,TU
		*TYPE1*	-	1	-	2TU,TU
	86174-KYY-900ZB	*TYPE2*	-	1	-	2TU,TU
	86174-KYY-900ZC	*TYPE3*	-	1	-	2TU,TU
5	86611-KYY-900ZA	STRIPE, R. FR. VISOR	-	1	-	2TU,TU
		*TYPE1*	-	1	-	2TU,TU
	86611-KYY-900ZB	*TYPE2*	-	1	-	2TU,TU
	86611-KYY-900ZC	*TYPE3*	-	1	-	2TU,TU
6	86612-KYY-900ZA	STRIPE, L. FR. VISOR	-	1	-	2TU,TU
		*TYPE1*	-	1	-	2TU,TU
	86612-KYY-900ZB	*TYPE2*	-	1	-	2TU,TU
	86612-KYY-900ZC	*TYPE3*	-	1	-	2TU,TU
7	86613-KYY-900ZA	MARK, HONDA	-	1	-	2TU,TU
		*TYPE1*	-	1	-	2TU,TU
	86613-KYY-900ZB	*TYPE2*	-	1	-	2TU,TU
	86613-KYY-900ZC	*TYPE3*	-	1	-	2TU,TU



KYY3F5004

Ref. No.	Part No.	Description	Reqd. QTY			Serial No.	Parts catalogue code
			CGX125SH	C	D		
8	86771-KYY-900ZA	MARK, HONDA	-	1	-	-	2TU,TU
	86771-KYY-900ZB	*TYPE1*	-	1	-	-	2TU,TU
	86771-KYY-900ZC	*TYPE2*	-	1	-	-	2TU,TU
9	86831-KYY-900ZA	STRIPE, R. SIDE COVER A	-	1	-	-	2TU,TU
	86831-KYY-900ZB	*TYPE1*	-	1	-	-	2TU,TU
	86831-KYY-900ZC	*TYPE2*	-	1	-	-	2TU,TU
10	86832-KYY-900ZA	STRIPE, L. SIDE COVER A	-	1	-	-	2TU,TU
	86832-KYY-900ZB	*TYPE1*	-	1	-	-	2TU,TU
	86832-KYY-900ZC	*TYPE2*	-	1	-	-	2TU,TU
11	86833-KYY-B50ZA	STRIPE, R. SIDE COVER B	-	1	-	-	2TU,TU
	86833-KYY-B50ZB	*TYPE1*	-	1	-	-	2TU,TU
	86833-KYY-B50ZC	*TYPE2*	-	1	-	-	2TU,TU
12	86834-KYY-B50ZA	STRIPE, L. SIDE COVER B	-	1	-	-	2TU,TU
	86834-KYY-B50ZB	*TYPE1*	-	1	-	-	2TU,TU
	86834-KYY-B50ZC	*TYPE2*	-	1	-	-	2TU,TU

# PART NO. INDEX



Part Number	Address	Page	Ref.	Part Number	Address	Page	Ref.	Part Number	Address	Page	Ref.	Part Number	Address	Page	Ref.
06000				13031-KYY-970	F3	66	2	16015-KYY-901	F10	73	3	16959-KTT-900	I5	111	6
06410-KSP-900	H15	105	1	13101-KYY-900	F3	66	3	16016-KPW-H01	F10	73	5	16963-KYY-900	I5	111	7
06430-KRF-B70	H14	104	1	13102-KYY-900	F3	66	3	16016-KYY-601	F8	71	5	17000			
06430-KRF-B90	H9	99	1	13103-KYY-900	F3	66	3	16017-KWS-901	F8	71	6	17110-KYY-904	E3	50	8
06530-KRF-H70	H14	104	1	13111-KWS-900	F3	66	4	16019-KYY-901	F8	71	7	17113-KYY-901	E3	50	9
	G16	90	1	13115-KWS-900	F3	66	5		F10	73	6		E5	52	8
	H2	92	1	13412-KWS-900	F3	66	6	14000					E5	52	9
								14000				17115-KYY-901	E3	50	10
11000				14100-KYY-900	E6	53	2	16019-KYY-B51	F10	73	7	17116-KYY-740	E4	51	27
11100-KYY-901	F2	65	1	14321-KYY-900	E8	55	1	16022-KTT-901	F10	73	8	17116-KYY-902	E3	50	11
11100-KYY-A00	F2	65	1	14401-KYY-901	E8	55	2	16022-KYY-971	F8	71	8	17205-KYY-970	I12	118	1
11200-KYY-901	F2	65	2	14430-GGC-900	E6	53	3	16028-KYY-901	F10	73	9	17211-KVC-680	I13	119	1
11200-KYY-920	F2	65	2	14430-K09-C00	E6	53	3	16037-KPH-901	F8	71	10	17211-KVX-600	I13	119	1
11200-KYY-A00	F2	65	2	14451-KYY-900	E6	53	4	16048-KTT-901	F10	73	10	17213-KYY-970	I12	118	2
11218-KWS-900	F2	65	3	14452-KYY-900	E6	53	5	16071-KPN-J01	F8	71	12	17214-KVX-600	I13	119	2
11330-KYY-900	E10	57	1	14500-KYY-900	E8	55	4	16075-GHB-640	F8	71	13	17215-KYY-900	I13	119	3
11341-KYY-900	E13	60	1	14502-KYY-901	E8	55	4	16075-KPH-901	F10	73	11	17219-KYY-900	I12	118	3
11344-MB0-000	I11	117	1	14502-KYY-901	E8	55	4		F10	73	11		I13	119	4
	I14	120	1	14531-KYY-900	E8	55	5	16075-KPH-901	F8	71	14	17220-KYY-970	I12	118	4
11360-KYY-900	E13	60	2	14532-KWS-900	E8	55	6	16100-KYY-601	F10	73	12	17223-KVX-600	K3	141	1
11360-KYY-970	E13	60	2	14541-GB4-681	E8	55	7	16100-KYY-613	F8	71	15	17225-KYY-600	K4	142	1
11394-KWS-901	E10	57	2	14550-KYY-900	E8	55	8	16100-KYY-621	F8	71	15	17225-KYY-900	I13	119	5
11395-KWS-900	E13	60	3	14566-O86-O30	E8	55	9	16100-KYY-621	F8	71	15	17225-KYY-970	I12	118	5
				14610-KWB-600	E8	55	10	16100-KYY-741	F10	73	13	17227-KYY-900	I12	118	6
12000				14610-KYY-901	E8	55	10	16100-KYY-841	F8	71	15	17234-KCC-941	I13	119	6
12100-KYY-901	E9	56	1	14615-KFL-850	E8	55	11	16100-KYY-B52	F10	73	13	17235-KYY-900	I13	119	7
12191-KYY-900	E9	56	2	14670-KYY-900	E8	55	12	16100-KYY-K01	F10	73	13	17245-KYY-900	I13	119	8
12200-KYY-902	E5	52	1	14670-KYY-901	E8	55	12	16119-440-004	F8	71	16	17250-KYY-970	I12	118	7
12200-KYY-970	E3	50	1	14711-KWB-600	E6	53	6	16155-KRS-861	F10	73	14	17253-KYY-900	I13	119	10
12200-KYY-B60	E5	52	1	14721-KVY-900	E6	53	7	16163-KWS-901	F8	71	17	17253-KYY-970	I12	118	8
12206-KPL-900	E3	50	2	14751-GGC-900	E6	53	8		F10	73	15	17255-329-000	I12	118	9
	E5	52	2	14771-GB4-680	E6	53	9	16165-KYY-901	F8	71	19	17368-KYY-900	I13	119	11
	E5	52	2	14775-KVY-900	E6	53	10		F10	73	17	17508-KYY-900	I13	119	12
12209-GB4-681	E6	53	1	14781-KSY-900	E6	53	11	16173-KEJ-900	I3	109	1	17509-KVX-600	I3	109	7
12209-GB4-682	E6	53	1	15000				16173-KTT-900	I5	111	1	17520-K52-N00ZA	I4	110	9
12251-KYY-901	E3	50	3	15100-KYY-900	F1	64	2	16197-KYY-971	F8	71	20	17520-K52-N00ZB	I4	110	9
12310-KYY-900	E2	49	1	15119-KWS-901	F1	64	3	16211-KYY-901	F10	73	18	17520-K52-N00ZC	I3	109	9
12310-KYY-970	E1	48	1	15133-KYY-900	F1	64	4	16217-KYY-900	E3	50	7	17520-K52-N00ZD	I3	109	9
12341-KYY-900	E3	50	4	15331-KYY-900	F1	64	5	16950-KTT-900	E5	52	7	17520-KYY-601ZD	I3	109	9
	E5	52	4	15332-KYY-900	F1	64	6	16950-KWK-901	I5	111	2	17520-KYY-601ZE	I3	109	9
12391-KYY-900	E1	48	2	15421-KSP-910	F1	64	7	16950-KYY-710	I3	109	2	17520-KYY-601ZK	I3	109	9
	E2	49	2	15431-KWS-900	F1	64	8	16952-KTT-900	I5	111	3	17520-KYY-601ZE	I3	109	9
12395-KYY-900	E3	50	5	15439-KWS-901	F1	64	9	16952-KWK-900	I3	109	3	17520-KYY-601ZK	I3	109	9
	E5	52	5	15441-KWS-900	F1	64	10	16952-KYY-710	I3	109	3	17520-KYY-710ZA	I4	110	9
12396-KRM-840	F1	64	1	15651-KWS-900	E10	57	3	16953-KWK-900	I3	109	4	17520-KYY-710ZB	I4	110	9
				15771-KV6-000	I14	120	2	16953-KTT-900	I5	111	4	17520-KYY-710ZC	I3	109	9
13000				16000				16958-KEJ-900	I3	109	5	17520-KYY-861ZD	I3	109	9
13000-KYY-900	F3	66	1	16010-KYY-601	F8	71	1	16958-KTT-900	I5	111	5		I4	110	9
13000-KYY-B60	F3	66	1	16010-KYY-901	F10	73	1	16959-KEJ-900	I3	109	6		I4	110	9
13011-KYY-900	F3	66	2	16012-KTT-903	F10	73	2								
13011-KYY-970	F3	66	2	16012-KYY-971	F8	71	2								
13021-KYY-900	F3	66	2	16013-KPH-C01	F8	71	3								
13021-KYY-970	F3	66	2												
13031-KYY-900	F3	66	2												

4





# PART NO. INDEX

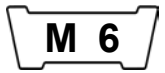
Part Number	Address	Page	Ref.	Part Number	Address	Page	Ref.	Part Number	Address	Page	Ref.	Part Number	Address	Page	Ref.
53178-KYY-900	G10	84	19	61314-KYY-900	K13	151	4	83520-K52-N00ZA	I9	115	1	86000			
	G13	87	17	61315-KVX-600	G2	76	14	83520-K52-N00ZB	I9	115	1	86174-KYY-900ZC	L10	164	4
53180-KYY-760ZB	G11	85	34	61315-KYY-900	J15	137	10	83520-K52-N10ZA	I9	115	1	86174-KYY-G00ZA	L8	162	3
	G13	87	37	61316-KVX-600	G2	76	15	83520-K52-N10ZB	I9	115	1	86174-KYY-G00ZB	L8	162	3
53181-KYY-760	G11	85	35	61320-KYY-860	G2	76	18	83520-KYY-600ZA	I9	115	1	86201-KYY-600ZF	L4	158	2
	G13	87	38					83520-KYY-620ZA	I9	115	1	86201-KYY-760ZA	L8	162	4
53182-KYY-760	G11	85	36	64000				83520-KYY-740ZA	I9	115	1	86201-KYY-760ZB	L8	162	4
	G13	87	39					83520-KYY-740ZB	I9	115	1	86202-KYY-600ZF	L4	158	3
53190-KYY-760ZB	G11	85	37	64615-KR1-860	K13	151	5	83520-KYY-860ZA	I9	115	1	86202-KYY-760ZA	L8	162	5
	G13	87	40					83520-KYY-970ZA	I9	115	1	86202-KYY-760ZB	L8	162	5
53192-KTJ-900	G10	84	20	77000				83520-KYY-970ZB	I9	115	1	86611-KYY-900ZA	L10	164	5
	G13	87	18					83520-KYY-980ZA	I9	115	1	86611-KYY-900ZB	L10	164	5
53208-GFM-970	G3	77	7	77200-KYY-900	I7	113	2	83520-KYY-980ZB	I9	115	1	86611-KYY-900ZC	L10	164	5
53211-KCS-W60	G16	90	3	77200-KYY-970	I6	112	1	83520-KYY-B50ZA	I11	117	3	86612-KYY-900ZA	L10	164	6
	H2	92	4	77201-KYY-900	I6	112	2	83520-KYY-B50ZB	I11	117	3	86612-KYY-900ZB	L10	164	6
53212-KCS-W60	G16	90	4					83520-KYY-B50ZC	I11	117	3	86612-KYY-900ZC	L10	164	6
	H2	92	5	77204-KYA-600	I6	112	3	83520-KYY-G00ZA	I9	115	1	86613-KYY-900ZA	L6	160	5
53214-001-010	G16	90	5					83520-KYY-G00ZB	I9	115	1		L10	164	7
	H2	92	6	77206-KFN-850	I6	112	4	83542-KPN-900	I9	115	2	86613-KYY-900ZB	L6	160	5
53216-KYY-900	G16	90	6						I11	117	4		L10	164	7
53219-KYY-760	H2	92	7	77207-KYA-600	I6	112	5	83551-376-000	I9	115	3	86613-KYY-900ZC	L10	164	7
53219-KYY-900	G16	90	7						I11	117	5	86771-KYY-900ZA	L4	158	1
53219-KYY-970	G16	90	8	77215-KYY-600ZD	I7	113	7	83551-GE2-000	I11	117	6		L11	165	8
53220-074-000	G16	90	9	77215-KYY-760ZA	I7	113	7	83601-MN5-000	K1	139	8	86771-KYY-900ZB	L4	158	1
	H2	92	8	77215-KYY-760ZB	I7	113	7	83618-323-000	K3	141	6		L11	165	8
53230-KYY-900ZA	G14	88	8	77215-KYY-900ZA	I7	113	7		K5	143	16	86771-KYY-900ZC	L4	158	1
53230-KYY-900ZB	G14	88	8	77215-KYY-900ZB	I7	113	7	83620-K52-N00ZA	I10	116	4		L11	165	8
53230-KYY-970ZA	G14	88	8	77215-KYY-900ZC	I7	113	7	83620-K52-N00ZB	I10	116	4	86771-KYY-900ZF	L6	160	6
53230-KYY-970ZB	G14	88	9	77215-KYY-920ZA	I7	113	7	83620-K52-N10ZA	I10	116	4	86831-K52-N00ZA	L3	157	10
				77218-KYY-900	I6	112	6	83620-K52-N10ZB	I10	116	4	86831-K52-N00ZB	L3	157	10
61000					I7	113	8	83620-K52-N10ZC	I10	116	4	86831-K52-N10ZA	L7	161	12
								83620-KYY-600ZA	I9	115	4	86831-K52-N10ZB	L7	161	12
61100-KYY-760ZB	H5	95	5	80000					I10	116	4	86831-KYY-710ZA	L5	159	8
61100-KYY-900ZB	H3	93	5					83620-KYY-620ZA	I10	116	4		L9	163	8
61100-KYY-900ZC	H3	93	5	80100-KYY-610	J12	134	3	83620-KYY-740ZA	I10	116	4	86831-KYY-710ZB	L5	159	8
61100-KYY-900ZD	H3	93	5	80100-KYY-760	J12	134	3	83620-KYY-740ZB	I10	116	4		L9	163	8
61100-KYY-900ZK	H3	93	5	80100-KYY-900	J12	134	3	83620-KYY-860ZA	I10	116	4	86831-KYY-900ZA	L11	165	9
61100-KYY-970	H3	93	5	80100-KYY-970	J11	133	1	83620-KYY-970ZA	I9	115	4	86831-KYY-900ZB	L11	165	9
61102-KYY-760	H5	95	6	80101-KYY-900	J12	134	4		I10	116	4	86831-KYY-900ZC	L11	165	9
61102-KYY-900	H3	93	6	80101-KYY-B50	J12	134	4	83620-KYY-970ZB	I10	116	4	86831-KYY-970ZA	L2	156	5
61103-357-000	J16	138	6	80102-KYY-900	J12	134	5	83620-KYY-980ZA	I9	115	4		L6	160	7
61103-KEJ-660	H3	93	7	80103-KYY-900	J15	137	11		I10	116	4	86831-KYY-970ZB	L2	156	5
61103-KYY-760	H5	95	7	80103-KYY-970	J15	137	11	83620-KYY-980ZB	I9	115	4		L6	160	7
61104-428-000	K1	139	7	80108-KYY-900	J12	134	6		I10	116	4	86831-KYY-970ZC	L2	156	5
61104-KEJ-660	H3	93	8	80201-KYY-B50	J13	135	13	83620-KYY-B50ZA	I11	117	7		L7	161	7
61104-KYY-760	H5	95	8	80202-KPH-970	K2	140	17	83620-KYY-B50ZB	I11	117	7	86832-K52-N00ZA	L3	157	11
61200-KYY-760	H5	95	9	80203-KVE-900	K2	140	18	83620-KYY-G00ZA	I10	116	4	86832-K52-N00ZB	L3	157	11
61300-KYY-900ZA	K13	151	1					83620-KYY-G00ZB	I10	116	4	86832-K52-N10ZA	L7	161	13
61300-KYY-900ZB	K13	151	1	81000				83642-171-000	K15	153	1	86832-K52-N10ZB	L7	161	13
61300-KYY-900ZC	K13	151	1					83740-KYY-900	I11	117	8	86832-KYY-710ZA	L5	159	9
61300-KYY-920ZA	K13	151	1	81200-KYY-860	I8	114	15	83741-KYY-900	I11	117	9		L9	163	9
61300-KYY-920ZB	K13	151	1	81200-KYY-970	I6	112	7	83840-KYY-900	I11	117	10	86832-KYY-710ZB	L5	159	9
61300-KYY-970	G1	75	9	81220-KRF-E20	K16	154	7						L9	163	9
61302-KVX-700	G2	76	10	81220-KRF-N10	K16	154	7					86832-KYY-900ZA	L11	165	10
61303-198-D00	G2	76	11					84000				86832-KYY-900ZB	L11	165	10
61304-379-690	G2	76	12	83000				84700-KYY-B50	J13	135	14	86832-KYY-900ZC	L11	165	10
61310-KYY-900	K13	151	2					84701-KYY-970	J16	138	7	86832-KYY-970ZA	L2	156	6
61311-KYY-970	G2	76	13	83119-GT4-000	I14	120	10	84704-KYY-970	J16	138	8		L3	157	6
61313-KYY-900	K13	151	3	83119-MG9-000	I11	117	2						L7	161	8
												86832-KYY-970ZB	L2	156	6







# PART NO. INDEX



Part Number	Address	Page	Ref.	Part Number	Address	Page	Ref.	Part Number	Address	Page	Ref.	Part Number	Address	Page	Ref.
92800-12000	F2	65	12	94050-06080	H9	99	13	95701-06008-00	J7	129	20		E8	55	21
92811-10000	H14	104	14		J16	138	12	95701-06012-07	K7	145	13		F2	65	14
92812-10000	J7	129	14	94050-08000	I15	121	11		K8	146	13	96001-06016-00	E14	61	5
	J8	130	13	94050-10000	I16	122	11		K9	147	12	96001-06018-07	J13	135	19
92812-20000	J7	129	14		J2	124	11	95701-06012-08	I14	120	18	96001-06022-00	E14	61	6
	J8	130	13		J15	137	13	95701-06014-00	F1	64	17	96001-06025-00	E1	48	6
92915-10025-0E	H16	106	19		K10	148	9	95701-06014-08	K7	145	14		E2	49	6
	I2	108	16		K11	149	9	95701-06016-00	F2	65	13		E4	51	25
					E14	61	4	95701-06016-07	I11	117	13		E5	52	21
93000				94050-12000	J3	125	15	95701-06016-08	J13	135	11	96001-06028-00	H4	94	11
				94101-05800	J4	126	8		K3	141	10		I14	120	20
				94101-06000	J7	129	17		K5	143	20	96001-06030-00	E13	60	9
				94101-08800	J9	131	16		K7	145	15	96001-06035-00	E10	57	12
93404-06020-00	H5	95	13		J10	132	6		K8	146	14		E13	60	10
93500-03020-0G	H8	98	26	94102-12000	I15	121	12	95701-06020-00	I14	120	19		F1	64	18
93500-04012-1G	J15	137	12	94103-08000	I16	122	12	95701-06020-08	J3	125	20	96001-06040-00	F2	65	15
93500-04025-0G	I5	111	16	94103-10000	J2	124	12	95701-06022-00	E4	51	23	96001-06060-00	E13	60	11
93500-05020-0G	G11	85	27		J2	124	12		E5	52	19		F2	65	16
	G13	87	28	94111-06800	K5	143	24	95701-06022-07	G11	85	31	96001-06110-00	E4	51	26
93500-05025-0A	G11	85	28	94111-10800	J7	129	18		G13	87	31		E5	52	22
93500-05025-0G	G13	87	29		J9	131	17	94201-16150	J4	126	9		E11	58	15
	I12	118	15		J4	126	9	94201-20150	H14	104	16	96100-62000-00	E11	58	15
	I13	119	16		J3	125	16		J3	125	16	96140-63010-10	H11	101	11
93891-04012-00	G5	79	15		J7	129	19		J9	131	18		H13	103	8
93892-04010-18	F9	72	22	94201-30250	J5	127	9	95701-06022-08	K14	152	10	96140-63020-10	H16	106	20
93892-04018-08	F9	72	23	94301-08100	E1	48	4	95701-06025-00	E8	55	20		I2	108	17
	F10	73	19		E2	49	4		E15	62	12		I2	108	18
93892-05012-18	F9	72	24	94510-14000	F6	69	16		E16	63	9	96150-60040-10	H16	106	21
	F10	73	20	94510-18000	F7	70	11	95701-06030-00	K2	140	12		I2	108	17
93892-05016-07	G2	76	16	94540-06018	F1	64	16		J16	138	13	96211-08000	J3	125	22
93901-22320	G5	79	16					95701-06032-00	E4	51	24	96220-30085	F6	69	17
	G7	81	13	95000				95701-06035-08	E5	52	20	96220-30158	F1	64	19
93901-24710	J16	138	11					95701-08016-08	H9	99	16				
93901-34120	F1	64	15					95701-08018-08	H14	104	17	97000			
93901-44580	K2	140	11					95701-08018-08	I8	114	14				
93903-24220	I11	117	12	95001-45150-40	I5	111	17	95701-08022-08	J4	126	11	97284-52164-R0	H16	106	22
93903-24320	G5	79	17	95001-75500-40	I5	111	18	95701-08035-07	G2	76	17	97334-41163-P0	H11	101	12
	G7	81	14	95002-02070	E3	50	22		H1	91	10	97600-41162-P0	H11	101	13
93903-25380	I13	119	17		I14	120	16	95701-08035-08	H2	92	9	97605-52163-R0	H16	106	23
	K3	141	9	95002-02089	F9	72	25		I4	110	14				
	K5	143	19		F11	74	21	95701-08045-00	I5	111	19	98000			
93903-25580	I13	119	18	95002-02130	I12	118	16	95801-08045-08	J3	125	21				
93903-34320	I8	114	12		I13	119	19	95801-10035-08	J4	126	12	98200-11500	K7	145	16
	J13	135	10	95002-02659	I13	119	19	95801-10035-08	I15	121	14	98200-12000	K7	145	17
93903-35320	G7	81	15		F9	72	26	95801-10055-08	J10	132	7	98200-21500	K5	143	21
					F11	74	22		J1	123	14		K7	145	16
94000				95005-35195-20	I14	120	17	95801-10065-08	J2	124	14				
				95005-35370-50	F11	74	23		K10	148	10	98200-22000	K5	143	22
94001-06000-0S	J7	129	15	95005-35400-50	F9	72	27	95801-10075-08	K12	150	10		K7	145	17
	J9	131	14		F11	74	23	95801-10085-08	K12	150	10				
94001-06080-0S	G5	79	18	95011-61000	I15	121	13	95801-10085-08	K10	148	11				
94001-08080-0S	H14	104	15		J1	123	13		K12	150	11	99000			
	J7	129	16		J2	124	13	95801-10095-08	K10	148	12				
	J9	131	15	95011-64000	I8	114	13		K12	150	12	99001-10120	K15	153	4
94001-10000-0S	G8	82	10	95014-21201	G14	88	16					99001-10140	K15	153	5
94002-06080-0S	K5	143	23	95014-73100	J3	125	17	96000				99001-12170	K15	153	6
94050-05080	K2	140	19	95015-32001	H9	99	14	96001-06012-07	H1	91	11	99001-14170	K15	153	7
94050-06000	G11	85	30		J3	125	18		H2	92	10	99003-10000	K15	153	8
	G13	87	30	95015-42000	H9	99	15	96001-06014-00	E1	48	5	99003-30000	K15	153	9
	I14	120	15		J3	125	19		E2	49	5	99006-12000	K15	153	10
94050-06070	J13	135	18	95015-81000	J4	126	10								



# PART NAME INDEX

N 1

Part name	Address	Page	Ref.	Part name	Address	Page	Ref.	Part name	Address	Page	Ref.
[ A ]				BOLT A, BRAKE STOPPER .....	H14	104	14	BOLT, FLANGE, 6X22 .....	E4	51	23
ADJUSTER COMP., CHAIN .....	J6	128	5	BOLT A, BRAKE STOPPER ARM .....	J7	129	14		E5	52	19
	J8	130	4		J8	130	13		E14	61	6
ARM ASSY., KICK STARTER .....	J3	125	5	BOLT A, STOPPER ARM .....	J7	129	14		G11	85	31
ARM COMP., CAM CHAIN TENSIONER	E8	55	3		J8	130	13		G13	87	31
ARM COMP., IN. VALVE ROCKER ..	E6	53	3	BOLT, ADJUSTER .....	G3	77	8	BOLT, FLANGE, 6X25 .....	K14	152	10
ARM COMP., RR. BRAKE STOPPER ..	J6	128	8	BOLT, BODY COVER SETTING .....	I15	121	9		E1	48	6
	J8	130	6		I16	122	9		E2	49	6
ARM, FR. BRAKE .....	H9	99	9	BOLT, CYLINDER STUD .....	J2	124	9		E4	51	25
ARM, RR. BRAKE .....	H14	104	7	BOLT, DRAIN PLUG, 12MM .....	F2	65	6		E5	52	21
AXLE, FR. WHEEL .....	H10	100	2	BOLT, FLANGE, 10X110 .....	F2	65	12		E8	55	20
	H12	102	1		K10	148	6		E15	62	12
AXLE, RR. WHEEL .....	H15	105	4	BOLT, FLANGE, 10X130 .....	K11	149	6		E16	63	9
	I1	107	4		K10	148	8		H5	95	11
[ B ]				BOLT, FLANGE, 10X130 .....	K11	149	8		J16	138	13
BAG, OWNERS MANUAL .....	K15	153	1	BOLT, FLANGE, 10X35 .....	J10	132	7	BOLT, FLANGE, 6X28 .....	K2	140	12
BAG, TOOL, 160MM .....	K15	153	13	BOLT, FLANGE, 10X55 .....	J1	123	14		G14	88	11
BALL ASSY., STEEL, #6X21 .....	G16	90	1		J2	124	14		H4	94	11
	H2	92	1	BOLT, FLANGE, 10X65 .....	K10	148	10	BOLT, FLANGE, 6X30 .....	I14	120	20
BALL, STEEL, #8 .....	J3	125	22	BOLT, FLANGE, 10X75 .....	K12	150	10		E4	51	24
BAND A, AIR CLEANER CONNECTING				BOLT, FLANGE, 10X85 .....	K10	148	11		E5	52	20
TUBE	I12	118	9	BOLT, FLANGE, 10X95 .....	K12	150	11	BOLT, FLANGE, 6X32 .....	E13	60	9
	I13	119	11		K10	148	12	BOLT, FLANGE, 6X35 .....	E10	57	12
BAND B1, WIRE .....	G9	83	3	BOLT, FLANGE, 5X14 .....	K12	150	12		E13	60	10
	G12	86	3	BOLT, FLANGE, 6MM .....	E6	53	12		F1	64	18
BAND, BATTERY .....	K3	141	5		I12	118	12		H4	94	12
	K5	143	15		I13	119	13	BOLT, FLANGE, 6X40 .....	H14	104	17
BAND, FR. FORK BOOT .....	H8	98	25	BOLT, FLANGE, 6X110 .....	J8	130	10		F2	65	15
BAND, INSULATOR .....	E3	50	7		J11	133	2	BOLT, FLANGE, 6X60 .....	E13	60	11
	E5	52	7	BOLT, FLANGE, 6X12 .....	K3	141	7		F2	65	16
BAND, WIRE HARNESS .....	E3	50	17		K5	143	17	BOLT, FLANGE, 6X8 .....	J7	129	20
BAR COMP., SIDE STAND .....	J5	127	4	BOLT, FLANGE, 6X14 .....	E4	51	26	BOLT, FLANGE, 8X16 .....	I6	112	9
BAR COMP., STEP .....	J4	126	1		E5	52	22		I8	114	14
BAR, PILLION STEP .....	J4	126	5	BOLT, FLANGE, 6X16 .....	H1	91	11	BOLT, FLANGE, 8X18 .....	J4	126	11
BASE COMP., CONTACT .....	G15	89	19		H2	92	10	BOLT, FLANGE, 8X19 .....	G14	88	10
BASE COMP., TAILLIGHT .....	K1	139	2		H5	95	10	BOLT, FLANGE, 8X22 .....	G2	76	17
BATTERY .....	K3	141	2		I14	120	18	BOLT, FLANGE, 8X35 .....	H1	91	10
	K4	142	2	BOLT, FLANGE, 6X14 .....	K7	145	13		H2	92	9
	K4	142	2		K8	146	13		I4	110	14
BATTERY, .....	K4	142	2	BOLT, FLANGE, 6X16 .....	K9	147	12		I5	111	19
BEARING, NEEDLE, 21X27X18 .....	E12	59	7		E1	48	5	BOLT, FLANGE, 8X45 .....	J3	125	21
BEARING, RADIAL BALL, 6001 .....	F4	67	21		E2	49	5		I15	121	14
BEARING, RADIAL BALL, 6004UU ..	H16	106	21		E8	55	21	BOLT, FR. FORK .....	J4	126	12
	I2	108	18	BOLT, FLANGE, 6X14 .....	F1	64	17		H7	97	15
BEARING, RADIAL BALL, 6200 .....	E11	58	15		F2	65	14				
BEARING, RADIAL BALL, 6201 .....	F4	67	20	BOLT, FLANGE, 6X16 .....	K7	145	14	BOLT, HANDLE LEVER PIVOT .....	G10	84	24
BEARING, RADIAL BALL, 6203 .....	F5	68	22		E14	61	5		G11	85	38
BEARING, RADIAL BALL, 6301U ..	H11	101	11		F2	65	13		G13	87	24
	H13	103	8		I11	117	13				41
BEARING, RADIAL BALL, 6302U ..	H16	106	20		J13	135	11	BOLT, HELMET HOLDER SETTING .....	K10	148	7
	I2	108	17	BOLT, FLANGE, 6X18 .....	K3	141	10		K11	149	7
BEARING, RADIAL BALL, 63/22 ..	F3	66	10		K5	143	20	BOLT, HEX., 6X10 .....	F5	68	24
BOARD COMP., L. PILLION STEP ..	J4	126	7	BOLT, FLANGE, 6X20 .....	K7	145	15	BOLT, HEX., 6X20 .....	F6	69	12
BOARD COMP., R. PILLION STEP ..	J4	126	6		K8	146	14	BOLT, HEX., 8X28 .....	I6	112	8
BODY COMP., FRAME .....	K10	148	1		K9	147	13		I8	114	11
	K11	149	1	BOLT, FLANGE, 6X20 .....	J13	135	19	BOLT, L. ADAPTER, 10MM .....	G8	82	6
BOLT-WASHER, 6X20 .....	H5	95	13		I14	120	19	BOLT, ONE-WAY, 8MM .....	G15	89	21
					J3	125	20	BOLT, R. ADAPTER, 10MM .....	G8	82	5

# PART NAME INDEX

N 2

Part name	Address	Page	Ref.	Part name	Address	Page	Ref.	Part name	Address	Page	Ref.
BOLT, SEALING, 14MM .....	E8	55	13	CABLE COMP., CLUTCH .....	G9	83	2	CIRCLIP, EXTERNAL, 14MM .....	F6	69	16
BOLT, SETTING .....	E15	62	4		G12	86	2	CIRCLIP, EXTERNAL, 18MM .....	F7	70	11
	E16	63	3	CABLE COMP., FR. BRAKE .....	G9	83	8	CLAMP .....	G4	78	7
BOLT, SOCKET, 6X14 .....	E12	59	6		G12	86	8		G6	80	4
BOLT, SOCKET, 8X30 .....	H7	97	14	CABLE SET, THROTTLE .....	G9	83	1	CLAMPER A, HARNESS .....	F2	65	17
BOLT, SPECIAL FLANGE, 6X25 ...	E11	58	11		G12	86	1	CLAMPER, FUEL HOSE .....	E3	50	11
BOLT, SPECIAL, 6X21 .....	E3	50	15	CABLE, BATTERY EARTH .....	K4	142	10		E5	52	11
	E5	52	13	CABLE, STARTER MAGNETIC				CLAMPER, FUEL TUBE .....	E4	51	27
BOLT, STUD, 10X25 .....	H16	106	19	BATTERY	K4	142	7	CLAMPER, STARTER CABLE .....	E10	57	13
	I2	108	16	CABLE, STARTER MOTOR .....	K4	142	9	CLAMP, TUBE .....	I12	118	14
BOLT, STUD, 8X22 .....	E3	50	16	CAMSHAFT COMP. ....	E6	53	2		I13	119	15
	E5	52	14	CAM, FR. BRAKE .....	H9	99	7		I14	120	14
BOLT, SWINGARM PIVOT .....	J6	128	9	CAM, RR. BRAKE .....	H14	104	4	CLIP, FUEL HOSE .....	I14	120	13
	J8	130	7	CAP ASSY., NOISE SUPPRESSOR ...	K6	144	3	CLIP, HEADLIGHT .....	G3	77	7
BOLT, WASHER, 8X22 .....	E8	55	14		K8	146	4	CLIP, KICK STARTER ARM .....	J3	125	4
BOLT, WIRE ADJUSTING .....	G10	84	20		K9	147	4	CLIP, OIL DRAIN TUBE .....	I14	120	2
	G13	87	18	CAP COMP., FUEL FILLER .....	I4	110	11	CLIP, PISTON PIN, 12MM .....	F3	66	5
BOOT, FR. FORK .....	H8	98	24		I5	111	13	CLIP, TUBE .....	E3	50	22
BOOT, HEADLIGHT STAY LOWER ...	G2	76	15	CAP, 14MM .....	E13	60	4		F9	72	25
BOOT, HEADLIGHT STAY UPPER ...	G2	76	14	CAP, 32MM .....	E13	60	5				26
BOX, BATTERY .....	K3	141	4	CAP, AXLE NUT .....	H9	99	17		F11	74	21
	K5	143	14	CAP, CHAIN CASE PEEP HOLE .....	J6	128	6				22
BRACKET, AIR SUCTION VALVE ...	I14	120	9	CAP, INTAKE .....	E3	50	13		I4	110	13
BRACKET, FR. SIDE COVER .....	I11	117	9	CAP, LOCK NUT .....	G8	82	1		I5	111	15
BRACKET, LICENSE LIGHT .....	J13	135	13				2		I12	118	16
BRACKET, LICENSE PLATE .....	J13	135	14	CAP, PIPE END .....	K10	148	2		I13	119	19
BRACKET, L. HANDLE LEVER .....	G10	84	17				3		I14	120	12
	G13	87	15		K11	149	2	CLIP, VALVE GUIDE .....	E3	50	2
BRACKET, NUMBER PLATE .....	J16	138	7				3		E5	52	2
BRACKET, R. HANDLE LEVER .....	G10	84	15	CAP, SPECIAL .....	G3	77	1		E12	59	2
	G12	86	13	CAP, SWINGARM END .....	J6	128	7	CLUTCH, ONE WAY .....	I3	109	2
BRIDGE, FORK TOP .....	G14	88	8		J8	130	5	COCK ASSY., FUEL .....	I5	111	2
			9	CARBURETOR ASSY. ....	F8	71	15		K6	144	2
BRUSH SET, TERMINAL .....	E15	62	2		F10	73	13	COIL ASSY., IGNITION .....	K8	146	3
	E16	63	2	CARRIER COMP., RR. ....	I6	112	7		K9	147	3
BULB .....	G1	75	7		I8	114	15	COLLAR .....	E15	62	7
BULB, HEADLIGHT .....	K2	140	13	CASE ASSY. ....	G6	80	5		E16	63	4
	G1	75	8	CASE COMP., METER .....	G4	78	5	COLLAR, 20MM .....	F4	67	13
BULB, HEADLIGHT .....	G3	77	6	CASE SUB ASSY., AIR CLEANER ...	I12	118	5	COLLAR, AIR CLEANER .....	K3	141	1
BULB, POSITION LIGHT .....	G3	77	5		I13	119	5		K4	142	1
BULB, STOP & TAILLIGHT .....	K1	139	6	CASE, DRIVE CHAIN .....	J8	130	1	COLLAR, CAM CHAIN ROLLER .....	E8	55	6
BULB, TAIL & STOP LIGHT .....	J16	138	5	CASE, DRIVE CHAIN LOWER .....	J6	128	2	COLLAR, CAM CHAIN TENSIONER ...	E8	55	5
	K1	139	6	CASE, DRIVE CHAIN UPPER .....	J6	128	1	COLLAR, FR. AXLE DISTANCE ...	H10	100	4
BULB, WEDGE BASE .....	G4	78	1	CASE, FUSE .....	K4	142	5		H12	102	3
			2				6	COLLAR, FR. FENDER .....	K1	139	7
	G6	80	1				7	COLLAR, FR. FENDER MOUNTING ...	H3	93	7
			2	CASE, HEADLIGHT .....	G1	75	9	COLLAR, FR. LOWER FENDER MOUNT	H5	95	7
BULB, WINKER .....	J15	137	9	CASE, LOWER .....	G5	79	9	COLLAR, FR. UPPER FENDER MOUNT	H5	95	8
			14	CASE, L. BOTTOM .....	H7	97	13	COLLAR, FR. WHEEL SIDE .....	H10	100	3
BULB, WINKER LIGHT .....	J15	137	9	CASE, R. BOTTOM .....	H6	96	7		H12	102	2
			14	CENTER, CLUTCH .....	E11	58	3	COLLAR, FR. WINKER .....	J14	136	7
BUSH, 15MM .....	F4	67	3	CHAIN, CAM .....	E8	55	2	COLLAR, FUEL TANK MOUNT .....	I3	109	8
BUSH, RUBBER UNDER .....	J10	132	8	CHAIN, DRIVE .....	J6	128	3		I5	111	9
BUSH, RUBBER UPPER .....	J10	132	2		J8	130	2	COLLAR, HEADLIGHT CASE .....	G2	76	10
			2	CHAMBER SET, FLOAT .....	F8	71	4	COLLAR, HEADLIGHT RR. COVER ...	K13	151	4
[ C ]					F10	73	4	COLLAR, HEADLIGHT SETTING .....	G2	76	12
CABLE ASSY., SPEEDOMETER .....	G5	79	11	CIRCLIP, 17MM .....	F4	67	18	COLLAR, HORN SETTING .....	J13	135	12
	G7	81	10	CIRCLIP, 20MM .....	F4	67	19	COLLAR, KICK SPRING .....	F7	70	5





# PART NAME INDEX

Part name	Address	Page	Ref.	Part name	Address	Page	Ref.	Part name	Address	Page	Ref.
GEAR, MAINSHAFT THIRD .....	F4	67	7	HUB SUB ASSY., FR. ....	H10	100	5	LIGHT ASSY., LICENSE.....	K2	140	15
GEAR, OIL PUMP DRIVEN .....	F1	64	4	HUB SUB ASSY., RR. ....	H15	105	9				
GEAR, PRIMARY DRIVE .....	F3	66	7					[ M ]			
GEAR, SPEEDOMETER .....	H9	99	3	[ I ]				MAINSHAFT.....	F4	67	1
GEAR, STARTER DRIVEN .....	E12	59	1	INDICATOR, FR. BRAKE .....	H9	99	8	MARK, BATTERY CAUTION.....	K16	154	2
GEAR, STARTER REDUCTION .....	E12	59	4	INDICATOR, RR. BRAKE .....	H14	104	5		L1	155	9
GRIP COMP., THROTTLE .....	G9	83	10	INSULATOR, CARBURETOR .....	E3	50	6				12
	G12	86	10		E5	52	6	MARK, HONDA.....	L4	158	1
GRIP, L. HANDLE .....	G10	84	11	INSULATOR, INLET PIPE A .....	E3	50	9		L6	160	5
	G12	86	11		E5	52	9				6
GROMMET A, RR. COVER .....	I11	117	1	[ J ]					L8	162	1
	I14	120	1	JET, MAIN, #100 .....	F11	74	24		L10	164	7
GROMMET, AIR CLEANER CASE .....	I11	117	6	JET, MAIN, #102 .....	F9	72	28	MARK, L. WING.....	L11	165	8
GROMMET, SIDE COVER .....	I9	115	2		F11	74	24		L2	156	2
			3	JET, MAIN, #95 .....	F11	74	24		L4	158	3
	I11	117	4	JET, MAIN, #98 .....	F9	72	28		L5	159	3
			5	JET, SLOW, #38 .....	F9	72	29		L6	160	2
GUARD, L. KNUCKLE .....	K1	139	8		F11	74	25	MARK, R. WING.....	L8	162	5
	G11	85	34	JOINT B, BRAKE ARM .....	H9	99	14		L10	164	2
	G13	87	37		J3	125	18		L2	156	1
GUARD, R. KNUCKLE .....	G11	85	37	JOINT, BREATHER TUBE .....	I5	111	10		L4	158	2
	G13	87	40	JOINT, DRIVE CHAIN .....	J6	128	4		L6	160	1
GUIDE COMP., CABLE .....	H2	92	2		J8	130	3		L8	162	4
GUIDE, CLUTCH OUTER .....	E11	58	2	[ K ]				MARK, SIDE COVER.....	L10	164	1
GUIDE, FR. FENDER CABLE .....	H3	93	4	KEY SET .....	G14	88	1		L3	157	7
	H5	95	4		G15	89	18		L5	159	4
GUIDE, FR. FORK .....	H6	96	6	KEY, BLANK .....	G14	88	6		L7	161	9
				KEY, WOODRUFF, 4MM .....	F3	66	8		L9	163	6
[ H ]							9	MIRROR COMP., L. ....	G8	82	4
HANDLE, EYE WRENCH, 12MM .....	K15	153	10					MIRROR COMP., R. ....	G8	82	3
HARNES, WIRE .....	K6	144	5	[ L ]				MOTOR ASSY., STARTER.....	E15	62	1
	K8	146	7	LABEL, AIR CLEANER ELEMENT					E16	63	1
	K9	147	7		NOTICE	K16	154	MUFFLER COMP., EX. ....	I15	121	3
HEADLIGHT ASSY. ....	G1	75	1	LABEL, DRIVE CAUTION .....	K16	154	6		I16	122	3
HEADLIGHT UNIT .....	G1	75	4		L1	155	11	[ N ]	J2	124	3
	G3	77	2	LABEL, DRIVE CHAIN .....	K16	154	3	NEEDLE SET, JET.....	F8	71	2
HEAD COMP., CYLINDER .....	E3	50	1	LABEL, RR. CARRIER .....	K16	154	5		F10	73	2
	E5	52	1					NUT-WASHER, 6MM.....	E15	62	8
HEAD, CAM CHAIN TENSIONER PUSH				LABEL, TAMPER PROOF .....	L1	155	10				9
ROD	E8	55	9	LABEL, TIRE .....	K16	154	1		E16	63	5
HEATER ONLY .....	F8	71	12	LABEL, TIRE & DRIVE CHAIN .....	L1	155	8				6
	F11	74	26	LENS .....	G6	80	7	NUT B, BRAKE ROD ADJUSTING.....	H9	99	15
HOLDER A2, HANDLE PIPE UPPER .....	G14	88	16	LENS COMP., TAILLIGHT .....	K1	139	3		J3	125	19
HOLDER ASSY., HELMET .....	K10	148	5	LENS, TAILLIGHT .....	J16	138	2	NUT, CLIP, 5MM.....	J13	135	9
	K11	149	5	LENS, WINKER .....	J14	136	2		K13	151	8
HOLDER COMP., ELEMENT GUARD .....	I12	118	7	LEVER COMP., CLUTCH .....	E10	57	4	NUT, CLIP, 6MM.....	I12	118	13
HOLDER SET, BRUSH .....	E15	62	5	LEVER COMP., L. HANDLE .....	G10	84	19		I13	119	14
HOLDER SUB ASSY., AIR CLEANER .....	I13	119	8		G13	87	17		K3	141	8
HOLDER, MASTER CYLINDER .....	G9	83	9	LEVER COMP., R. HANDLE .....	G10	84	18		K5	143	18
	G12	86	9	LEVER SET, CHOKE .....	F8	71	7	NUT, EXHAUST PIPE, 8MM.....	I15	121	10
HOLDER, NEEDLE JET .....	F8	71	19		F10	73	7		I16	122	10
	F10	73	17	LEVER, FUEL COCK .....	I5	111	7		J2	124	10
HORN COMP. ....	K6	144	9								
	K8	146	8								
	K9	147	8								
HOSE, REED VALVE .....	I14	120	6								
HOUSING, THROTTLE .....	G10	84	12								
HOUSING, UNDER THROTTLE .....	G10	84	13								

# PART NAME INDEX

N 5

Part name	Address	Page	Ref.	Part name	Address	Page	Ref.	Part name	Address	Page	Ref.
NUT, FIXING .....	G11	85	26	OIL SEAL, 14X22X5 .....	F2	65	10	PIPE COMP., AIR FEED .....	I14	120	7
	G13	87	27	OIL SEAL, 16X28X7 .....	E10	57	9	PIPE COMP., FR. FORK .....	H6	96	3
NUT, FLANGE CAP, 10MM .....	J10	132	4	OIL SEAL, 17X29X5 .....	F5	68	23	PIPE COMP., RR. GRIP .....	I7	113	1
NUT, FLANGE, 10MM .....	H16	106	15	OIL SEAL, 28X42X7 .....	H16	106	17	PIPE, SEAT .....	H7	97	10
	I2	108	12		I2	108	14	PIPE, STEERING HANDLE .....	G14	88	7
	I16	122	11	OIL SEAL, 47X60X7 .....	H9	99	12		G15	89	17
	J2	124	11	O-RING .....	E15	62	10	PISTON .....	F3	66	3
	J15	137	13				11	PIVOT, SHIFT DRUM STOPPER ARM .....	F6	69	13
	K10	148	9		E16	63	8	PLATE ASSY., REFLECTING .....	G6	80	9
	K11	149	9		F8	71	14	PLATE COMP., GEARSHIFT DRUM			
NUT, FLANGE, 12MM .....	E14	61	4		F10	73	12	STOPPER	F6	69	5
	H9	99	11		I3	109	1	PLATE SET, VALVE .....	F8	71	10
	J7	129	13				5		F10	73	10
	J8	130	12		I5	111	1	PLATE, BEARING HOLDER .....	F2	65	8
							5	PLATE, CLUTCH .....	E11	58	6
NUT, FLANGE, 14MM .....	H14	104	11	O-RING, 10X1.5 .....	G5	79	14	PLATE, CLUTCH LIFTER .....	E11	58	8
NUT, FLANGE, 5MM .....	J12	134	8	O-RING, 13.8X2.5 .....	E13	60	7	PLATE, CLUTCH PRESSURE .....	E11	58	7
	J13	135	8	O-RING, 18X3 .....	E10	57	11	PLATE, CONTACT FIXING .....	F2	65	5
	K2	140	19	O-RING, 1.3X4.3 .....	F8	71	13	PLATE, FIXING .....	F4	67	12
NUT, FLANGE, 6MM .....	G11	85	30		F10	73	11	PLATE, FR. ENGINE HANGER .....	K10	148	4
	G13	87	30	O-RING, 22X2.8 .....	H7	97	21		K11	149	4
	H9	99	13	O-RING, 27X2.0 .....	E3	50	21	PLATE, FR. WINKER .....	J15	137	10
	H14	104	10		E5	52	18	PLATE, OIL STOPPER .....	F2	65	3
	I14	120	15	O-RING, 31.7X2.4 .....	E13	60	8	PLATE, RR. WINKER .....	J15	137	11
	J13	135	18	O-RING, 51X2 .....	H16	106	18	PLATE, STAY .....	F8	71	16
	J16	138	12		I2	108	15		F10	73	14
NUT, FLANGE, 8MM .....	I15	121	11	O-RING, 7X1.7 .....	F2	65	11	PLATE, WIRE HARNESS GUIDE .....	G16	90	6
NUT, HEX., 10MM .....	G8	82	7	O-RING, 8.5X1.5 .....	G5	79	14	PLUG, BLIND .....	K13	151	3
			9		G7	81	12	PLUG, CONE TYPE .....	J13	135	17
			10	O-RING, 8.8X1.9 .....	E10	57	10	PLUG, SPARK .....	E3	50	14
NUT, HEX., 6MM .....	G5	79	18	OUTER COMP., CLUTCH .....	E11	58	1		E5	52	12
	J7	129	15	OUTER, STARTING CLUTCH .....	E12	59	3	PUSH ROD COMP., TENSIONER .....	E8	55	8
	J9	131	14	O RING, 24.4X3.1 .....	E16	63	7				
	K5	143	23					[ R ]			
NUT, HEX., 7MM .....	E3	50	18	[ P ]				RACE, STEERING BALL .....	G16	90	2
	E5	52	15	PACKING, DRAIN COCK, 12.5X20 .....	F2	65	7		H2	92	3
NUT, HEX., 8MM .....	H14	104	15	PACKING, LENS .....	K2	140	20	RACE, STEERING BOTTOM CONE .....	G16	90	4
	J7	129	16	PANEL COMP., RR. BRAKE .....	H14	104	3		H2	92	5
	J9	131	15	PANEL SUB COMP., FR. BRAKE .....	H9	99	5	RACE, STEERING TOP CONE .....	G16	90	3
NUT, R. HEADLIGHT CASE .....	G2	76	11	PEDAL COMP., BRAKE .....	J3	125	12		H2	92	4
NUT, SPECIAL FLANGE, 14MM .....	E11	58	12	PEDAL, GEAR CHANGE .....	J3	125	1	RATCHET, STARTER DRIVE .....	F7	70	2
	F1	64	11				2	RECEIVER, CLUTCH CABLE .....	E10	57	6
NUT, SPECIAL, 5MM .....	J12	134	8	PIECE, OIL LOCK .....	H7	97	8	RECTIFIER ASSY., REGULATE .....	K6	144	4
	J13	135	8	PINION, KICK STARTER .....	F7	70	1		K8	146	5
NUT, SPECIAL, 6MM .....	H4	94	9	PIN A, PILLION STEP .....	J4	126	10	RECTIFIER ASSY., SILICON .....	K9	147	5
	H5	95	12	PIN, GUIDE ROLLER .....	E8	55	11		K8	146	6
	J7	129	12	PIN, PISTON .....	F3	66	4	REFLECTOR, FR. REFLEX .....	J12	134	1
	J8	130	11	PIN, SHIFT RETURN SPRING .....	F6	69	10	REFLECTOR, REFLEX .....	H3	93	1
	J12	134	7	PIN, SPLIT, 1.6X15 .....	J4	126	9		H5	95	1
NUT, STEERING STEM .....	G14	88	12	PIN, SPLIT, 2.0X15 .....	H14	104	16	REFLECTOR, RR. REFLEX .....	J12	134	1
NUT, TAPPET ADJUSTING .....	E6	53	14		J3	125	16		J12	134	1
NUT, U, 10MM .....	J5	127	7	PIN, SPLIT, 3.0X25 .....	J5	127	9	RELAY COMP., WINKER .....	K6	144	10
NUT, U, 6MM .....	H4	94	9	PIPE B, INLET .....	E3	50	10		K8	146	9
	H5	95	12		E5	52	10		K9	147	9
	J12	134	7	PIPE COMP A, INLET .....	E3	50	8				15
[ O ]					E5	52	8				
OIL PUMP ASSY. ....	F1	64	2								

# PART NAME INDEX

N 6

Part name	Address	Page	Ref.	Part name	Address	Page	Ref.	Part name	Address	Page	Ref.
RETAINER, KICK SPINDLE .....	F7	70	4	RUBBER, SEPARATOR MOUNTING .....	I10	116	6	SCREW, TAPPING, 5X16 .....	K3	141	9
RETAINER, VALVE SPRING .....	E6	53	9	RUBBER, STEP .....	J4	126	2	SCREW, TAPPING, 5X25 .....	K5	143	19
RIM COMP., HEADLIGHT .....	G1	75	2	RUBBER, STOPPER ARM .....	H14	104	8	SEAL SET, FR. FORK .....	H7	97	11
RIM, FR. WHEEL .....	H10	100	7					SEAL, AIR CLEANER .....	I13	119	2
RIM, RR. WHEEL .....	H15	105	11	[ S ]				SEAL, AIR CLEANER CASE .....	I13	119	3
RING .....	E15	62	6	SCREEN SET, FUEL STRAINER .....	I3	109	3	SEAL, AIR CLEANER COVER .....	I12	118	2
RING SET, PISTON .....	F3	66	2		I5	111	3	SEAL, DUST .....	H7	97	20
RING, OIL SEAL STOPPER .....	H7	97	19	SCREEN, OIL FILTER .....	F1	64	7	SEAL, RUBBER .....	J14	136	4
RING, PISTON .....	H7	97	9	SCREW-WASHER, 4X10 .....	F9	72	22	SEAL, VALVE STEM .....	E6	53	1
ROD COMP., RR. BRAKE .....	J3	125	11	SCREW-WASHER, 4X12 .....	G5	79	15	SEAT ASSY., DOUBLE .....	I6	112	1
ROD, CLUTCH LIFTER .....	E11	58	10	SCREW-WASHER, 4X18 .....	F9	72	23		I7	113	2
ROD, STOP SWITCH .....	J3	125	10		F10	73	19	SEAT, VALVE SPRING .....	E6	53	10
ROLLER COMP., CAM CHAIN GUIDE	E8	55	10	SCREW-WASHER, 5X12 .....	F9	72	24	SET RING, 20MM .....	F7	70	10
			12		F10	73	20	SHAFT, EX. ROCKER ARM .....	E6	53	5
ROLLER, 3X15.8 .....	F1	64	19	SCREW-WASHER, 5X16 .....	G2	76	16	SHAFT, GEARSHIFT FORK .....	F6	69	3
ROLLER, 3X8.5 .....	F6	69	17	SCREW-WASHER, SPECIAL, 4X12 .....	G7	81	11	SHAFT, IN. ROCKER ARM .....	E6	53	4
ROLLER, CAM CHAIN TENSIONER ..	E8	55	4	SCREW SET .....	F8	71	5	SHAFT, MAIN STAND PIVOT .....	J5	127	3
ROTOR, NEUTRAL SWITCH .....	F6	69	11					SHAFT, REDUCTION GEAR .....	E12	59	5
ROTOR, OIL FILTER .....	F1	64	8		F10	73	5	SHOE SET, BRAKE .....	H9	99	1
ROTOR, OIL PUMP INNER .....	F1	64	5	SCREW, 5X12 .....	I12	118	11		H14	104	1
ROTOR, OIL PUMP OUTER .....	F1	64	6	SCREW, PAN, 3X20 .....	H8	98	26	SLEEVE, RR. WHEEL .....	H15	105	5
RUBBER A, SEAT SETTING .....	I6	112	3	SCREW, PAN, 4X12 .....	J15	137	12		I1	107	5
	I7	113	4	SCREW, PAN, 4X25 .....	I5	111	16	SLIDER, CHAIN .....	J6	128	10
RUBBER A, SHOCK .....	K5	143	12	SCREW, PAN, 5X13 .....	I8	114	9		J8	130	8
RUBBER A, STAND STOPPER .....	I15	121	13		J16	138	10	SOCKET ASSY., HEADLIGHT .....	G1	75	5
	J1	123	13	SCREW, PAN, 5X15 .....	I8	114	10	SOCKET COMP. ....	G5	79	10
	J2	124	13		K14	152	9	SOCKET COMP., POSITION .....	G3	77	4
RUBBER A, TAILLIGHT MOUNTING ..	K1	139	4	SCREW, PAN, 5X20 .....	G11	85	27	SOCKET COMP., POSITION LIGHT ..	G1	75	6
RUBBER B, SEAT SETTING .....	I6	112	5		G13	87	28	SOCKET COMP., TAILLIGHT .....	J16	138	4
	I7	113	6	SCREW, PAN, 5X25 .....	G11	85	28	SPANNER, 10X12 .....	K15	153	4
RUBBER B, SHOCK .....	K5	143	13		G13	87	29	SPANNER, 10X14 .....	K15	153	5
RUBBER D, STAND STOPPER .....	I8	114	13	SCREW, PAN, 6X28 .....	H4	94	13	SPANNER, 12X17 .....	K15	153	6
RUBBER, BATTERY BOX .....	K3	141	6		I13	119	16	SPANNER, 14X17 .....	K15	153	7
	K5	143	16	SCREW, PAN, 6X35 .....	H4	94	14	SPANNER, PIN .....	K15	153	2
RUBBER, FR. FENDER MOUNTING ..	H3	93	8	SCREW, PAN, 6X35 .....	H4	94	14	SPEEDOMETER ASSY. ....	G4	78	4
	J16	138	6	SCREW, SIDE STAND PIVOT .....	J5	127	6		G6	80	3
RUBBER, GEAR CHANGE PEDAL .....	J3	125	3	SCREW, SPECIAL, 6X17 .....	I10	116	5	SPEEDOMETER COMP. ....	G4	78	8
RUBBER, KICK STARTER .....	J3	125	6		I11	117	11		G6	80	8
RUBBER, LICENSE LIGHT .....	K2	140	18	SCREW, STEERING HANDLE WEIGHT ..	G15	89	22	SPINDLE COMP., GEARSHIFT .....	F6	69	8
RUBBER, LOWER COWL MOUNTING ..	K13	151	5	SCREW, TAPPET ADJUSTING .....	E6	53	13	SPINDLE, KICK STARTER .....	F7	70	3
RUBBER, METER SETTING .....	G4	78	6	SCREW, TAPPING, 2.9X13 .....	J14	136	3	SPOKE SET .....	H11	101	12
RUBBER, MOUNT .....	J12	134	5	SCREW, TAPPING, 3X12 .....	G5	79	16				13
RUBBER, MUFFLER MOUNTING .....	I15	121	4		G7	81	13	SPOKE SET B .....	H16	106	22
		I16	122	SCREW, TAPPING, 3X16 .....	G15	89	23				23
		J2	124	SCREW, TAPPING, 4X10 .....	I11	117	12	SPRING ASSY., MAIN STAND .....	J5	127	2
			6	SCREW, TAPPING, 4X12 .....	G5	79	17	SPRING A, BRAKE ROD .....	J3	125	17
RUBBER, PILLION STEP .....	J4	126	3		G7	81	14	SPRING SET, BRAKE PEDAL .....	J3	125	13
RUBBER, PROTECTOR PACKING .....	I15	121	2	SCREW, TAPPING, 4X20 .....	K2	140	11	SPRING, BRAKE SHOE .....	H9	99	2
	I16	122	2		J13	135	10		H14	104	6
	J2	124	2	SCREW, TAPPING, 4X30 .....	J16	138	11	SPRING, BRUSH .....	E15	62	3
RUBBER, RR. FUEL TANK MOUNTING	I3	109	7	SCREW, TAPPING, 4X8 .....	F1	64	15	SPRING, CAM CHAIN TENSIONER ..	E8	55	7
	I5	111	8	SCREW, TAPPING, 4.2X14 .....	G4	78	3	SPRING, CLUTCH .....	E11	58	9
RUBBER, SEAL .....	K1	139	5	SCREW, TAPPING, 4.2X16 .....	K2	140	14	SPRING, CLUTCH LEVER .....	E10	57	5
RUBBER, SEAT CUSHION .....	I6	112	4	SCREW, TAPPING, 4.2X19 .....	K2	140	11	SPRING, DRUM STOPPER .....	F6	69	7
	I7	113	5	SCREW, TAPPING, 5X16 .....	G7	81	15	SPRING, FRICTION STARTER GEAR ..	F7	70	6
RUBBER, SEAT STAY .....	I6	112	6		I13	119	17	SPRING, FR. BRAKE ARM RETURN ..	H9	99	10
	I7	113	8					SPRING, FR. FORK .....	H6	96	2



# PART NAME INDEX

N 7

Part name	Address	Page	Ref.	Part name	Address	Page	Ref.	Part name	Address	Page	Ref.
SPRING, GEARSHIFT RETURN .....	F6	69	9	STRIPE, R. FUEL TANK .....	L7	161	10	TUBE, 3.5X370 .....	F11	74	23
SPRING, KICK RETURN .....	F7	70	7		L8	162	2	TUBE, 3.5X400 .....	F9	72	27
SPRING, KICK STARTER .....	J3	125	7		L10	164	3		F11	74	23
SPRING, MAIN STAND .....	J5	127	10	STRIPE, R. SIDE COVER .....	L2	156	5	TUBE, AIR CLEANER CONNECTING..	I12	118	8
SPRING, REBOUND .....	H6	96	5		L3	157	10		I13	119	10
SPRING, SHIFT DRUM STOPPER ...	F6	69	7		L5	159	8	TUBE, AIR CLEANER DRAIN .....	I13	119	7
SPRING, SIDE STAND .....	J5	127	5		L6	160	7	TUBE, AIR VENT .....	F8	71	20
SPRING, STOP SWITCH .....	J3	125	9		L7	161	7		F10	73	18
SPRING, UNIT HOLDER .....	G1	75	3				12	TUBE, BATTERY BREATHER .....	K3	141	3
SPRING, VALVE .....	E6	53	8		L9	163	8		K4	142	3
SPROCKET COMP., FINAL DRIVEN .	H15	105	2	STRIPE, R. SIDE COVER A .....	L11	165	9	TUBE, BREATHER .....	I12	118	10
	I1	107	2	STRIPE, R. SIDE COVER B .....	L11	165	11		I13	119	12
SPROCKET, CAM .....	E8	55	1	SUB HARNESS, CARBURETOR HEATER	F9	72	21	TUBE, FUEL .....	I4	110	12
SPROCKET, DRIVE .....	F4	67	11		F11	74	27		I5	111	14
SPROCKET, FINAL DRIVEN .....	H15	105	3	SUB SPRING, MAIN STAND .....	J5	127	11	TUBE, FUEL, 4.5X150 .....	I5	111	17
	I1	107	3	SUSPENSION, FUSE .....	K4	142	4	TUBE, FUEL, 7.3X500 .....	I5	111	18
STAND COMP., MAIN .....	J5	127	1		K6	144	6	TUBE, SUCTION .....	I14	120	5
STATOR COMP. ....	E14	61	2	SUSPENSION, WINKER RELAY .....	K7	145	11	TUBE, TIRE .....	H10	100	9
STAY COMP., HEADLIGHT .....	G2	76	18		K8	146	10		H11	101	9
STAY, FR. FENDER .....	H3	93	6		K9	147	10		H12	102	6
	H5	95	6	SWINGARM SUB ASSY., RR. ....	J6	128	11		H13	103	6
STAY, HEADLIGHT .....	G2	76	13		J8	130	9		H15	105	13
STAY, L. FR. SIDE REFLECTOR ..	H3	93	3	SWITCH ASSY., COMBINATION &					H16	106	13
	H5	95	3	LOCK	G14	88	2	TUBE, VINYL, 11X15X40 .....	I2	108	11
STAY, R. FR. SIDE REFLECTOR ..	H3	93	2	SWITCH ASSY., FR. STOP .....	G9	83	7		I12	118	6
	H5	95	2		G12	86	7		I13	119	6
STEM SUB ASSY., STEERING .....	G16	90	7	SWITCH ASSY., RR. STOP .....	J3	125	8				
			8				23	[ V ]			
	H2	92	7	SWITCH ASSY., STARTER .....	G12	86	4	VALVE ASSY., AIR SUCTION .....	I14	120	3
STOPPER COMP., GEARSHIFT DRUM	F6	69	6		G13	87	32				4
STRAP, CABLE .....	J16	138	9	SWITCH ASSY., STARTER MAGNETIC	K4	142	11	VALVE COMP., FLOAT .....	F8	71	17
	K1	139	9	SWITCH ASSY., WINKER .....	G9	83	4		F10	73	15
	K7	145	12				5	VALVE SET, AIR CUT .....	F8	71	11
	K8	146	11				6	VALVE SET, THROTTLE .....	F8	71	8
			12				6		F10	73	8
	K9	147	11		G12	86	5	VALVE, EX. ....	E6	53	7
			17		G13	87	33	VALVE, IN. ....	E6	53	6
STRIPE, L. FR. VISOR .....	L10	164	6	SWITCH COMP., FR. LEVER .....	G12	86	6	VISOR SET, FR. ....	K13	151	1
STRIPE, L. FUEL TANK .....	L2	156	4				34				
	L3	157	9	[ T ]				[ W ]			
	L5	159	7	TAILLIGHT UNIT .....	J16	138	1	WASHER, 10.3MM .....	H7	97	17
	L6	160	4		K1	139	1	WASHER, 12X24X2.3 .....	E14	61	3
	L7	161	11	TANK SET, FUEL .....	I3	109	9	WASHER, 14MM .....	F6	69	15
	L8	162	3		I4	110	9	WASHER, 14.2X26X3 .....	E11	58	14
STRIPE, L. SIDE COVER .....	L2	156	6	TANK SET, FUEL(WL) .....	I5	111	11		F1	64	12
	L3	157	6	THREAD COMP., STEERING HEAD				WASHER, 15.5X22 .....	J3	125	14
			11		TOP	G16	90	WASHER, 17X22 .....	J5	127	8
	L5	159	9		H2	92	8	WASHER, 25X20.2X1 .....	F7	70	9
	L7	161	8	TIRE, FR. ....	H10	100	8	WASHER, 6.3X22X1.2 .....	K2	140	10
			13		H12	102	5	WASHER, 6.5X26X2.3 .....	E8	55	16
STRIPE, L. SIDE COVER A .....	L11	165	10	TIRE, RR. ....	H15	105	12	WASHER, 7.2X16X2.5 .....	E3	50	19
STRIPE, L. SIDE COVER B .....	L11	165	12		I1	107	10		E5	52	16
STRIPE, R. FR. VISOR .....	L10	164	5	TOP SET .....	I2	108	10	WASHER, 8MM .....	E8	55	18
STRIPE, R. FUEL TANK .....	L2	156	3		F8	71	6		H14	104	12
	L3	157	8	TUBE ASSY., INTAKE .....	F10	73	6	WASHER, 9.2MM .....	F1	64	13
	L5	159	6	TUBE, 3.5X195 .....	E3	50	12	WASHER, CHAIN CASE .....	J13	135	16
	L6	160	3		I14	120	17	WASHER, DRUM STOPPER .....	F6	69	14

# PART NAME INDEX

Part name	Address	Page	Ref.	Part name	Address	Page	Ref.	Part name	Address	Page	Ref.
WASHER, FR. FENDER .....	H4	94	10								
WASHER, HEADLIGHT RR. COVER ..	K13	151	7								
WASHER, LOCK, 6MM .....	G3	77	9								
WASHER, OIL SEAL .....	H6	96	4								
WASHER, PILLION STEP .....	J4	126	4								
WASHER, PLAIN, 10MM .....	I16	122	12								
	J2	124	12								
	J10	132	5								
WASHER, PLAIN, 12MM .....	J10	132	6								
WASHER, PLAIN, 5MM .....	J3	125	15								
WASHER, PLAIN, 6MM .....	G5	79	13								
	J4	126	8								
WASHER, PLAIN, 6X16 .....	I14	120	11								
	J13	135	15								
WASHER, PLAIN, 6.5X15 .....	E8	55	15								
WASHER, PLAIN, 8MM .....	I15	121	12								
	J7	129	17								
	J9	131	16								
WASHER, RR. AXLE .....	H14	104	13								
	H16	106	16								
	I2	108	13								
WASHER, SEALING, 14MM .....	E8	55	19								
WASHER, SEALING, 6.2X12X1.2 ..	E1	48	3								
	E2	49	3								
	E8	55	17								
	E10	57	7								
WASHER, SPECIAL, 12X23 .....	F4	67	14								
WASHER, SPECIAL, 14MM .....	F7	70	8								
WASHER, SPECIAL, 8MM .....	H7	97	18								
WASHER, SPEEDOMETER GEAR .....	H9	99	4								
WASHER, SPLINE, 17MM .....	F4	67	16								
WASHER, SPLINE, 20MM .....	F4	67	17								
WASHER, SPRING, 10MM .....	J7	129	18								
	J9	131	17								
WASHER, SPRING, 6MM .....	K5	143	24								
WASHER, STEERING STEM .....	G14	88	13								
WASHER, THRUST, 15MM .....	F4	67	15								
WASHER, THRUST, 17MM .....	E11	58	13								
WEIGHT, STEERING HANDLE .....	G15	89	20								
WHEEL SUB ASSY., FR. ....	H10	100	6								
	H12	102	4								
WHEEL SUB ASSY., RR. ....	H15	105	10								
	I1	107	9								
WINKER ASSY., L. FR. ....	J14	136	5								
WINKER ASSY., L. RR. ....	J14	136	8								
	J15	137	8								
WINKER ASSY., R. FR. ....	J14	136	1								
WINKER ASSY., R. RR. ....	J14	136	6								
WRENCH, EYE, 19MM .....	K15	153	11								
WRENCH, EYE, 22MM .....	K15	153	12								
WRENCH, SPARK PLUG .....	K15	153	3								

---

**1**

**FOREWORD INDEX**

---

**2**

**ENGINE GROUP**

---

**3**

**FRAME GROUP**

---

**4**

**PART NUMBER INDEX**

---

**5**

**PART NAME INDEX**

---

**HONDA**  
The Power of Dreams



# PARTS CATALOGUE NEWS

Honda Motor Co., Ltd.  
Customer Service Technology Development Division

## PARTS CATALOGUE - CORRECTED

Printed in Japan

CODE NO.	13KYYC04
PARTS CATALOGUE NEWS	CGX125SH CGX125SH C/D
NEWS NO.	001

(CH-KD)KYY

Block No.	Ref. No.	Note	Part No.	Description	Reqd. QTY			Serial No.	Parts catalogue code
					C	D	E		
E-2	11	T	17116-KYY-902	CLAMPER, FUEL HOSE.....	-	-	1	-----	CL, DK
	27	T	17116-KYY-740	CLAMPER, FUEL TUBE.....	-	-	1	-----	2DK, 2KE, 3DK, KE, PE, SA

NOTE A:PART NO. CHANGE D:NEWLY PROVIDED E:PART NO. DELETION K:REQUIRED NO. CORRECTION L:APPLICATION SERIAL NO. CORRECTION  
M:PART DESCRIPTION CORRECTION T:APPLICATION CORRECTION Z:REMARKS CHANGE



# PARTS CATALOGUE NEWS

Honda Motor Co., Ltd.  
Customer Service Technology Development Division

## PARTS CATALOGUE - CORRECTED

Printed in Japan

CODE NO.	13KYYC04
PARTS CATALOGUE NEWS	CGX125SH CGX125SH C/D
NEWS NO.	002

(CH-KD)KYY

Engine serial No. / Frame serial No. - Corrected

Model	Parts catalogue code	Type	Applicable engine serial No.	Applicable frame serial No.	Applicable carburetor serial No.
CGX125SHe	2DK	General export (KPH)	SDH152FMI-3*D3330681~	LALPCJ0F*E3000001~	PB 7RMA
	2KE	Kenya	SDH152FMI0000001~	BFOJA309*DS000001~	PB 7RYA
	3DK	General export (KPH)	SDH152FMI-3*D3330681~	LALPCJ0G*E3000001~	PB 7RMA
	CL	Chili			PB 7RPA
	DK	General export (KPH)			PB 7RMA
	KE	Kenya	SDH152FMI0000001~	BFOJA309*DS000001~	PB 7RYA
	PE	Peru			PB 7RJA
	SA	South Africa	JA25E-2000001~	LALJA25*#E3000001~	PB 7RZA

NOTE A:PART NO. CHANGE D:NEWLY PROVIDED E:PART NO. DELETION K:REQUIRED NO. CORRECTION L:APPLICATION SERIAL NO. CORRECTION  
M:PART DESCRIPTION CORRECTION T:APPLICATION CORRECTION Z:REMARKS CHANGE

September 30, 2013



# PARTS CATALOGUE NEWS

Honda Motor Co., Ltd.

Customer Service Technology Development Division

PARTS CATALOGUE - CORRECTED

Printed in Japan

CODE NO.	13KYYC04
PARTS CATALOGUE NEWS	CGX125SH CGX125SH C/D/E
NEWS NO.	003

(CH-KD)KYY

NOTE A:PART NO. CHANGE D:NEWLY PROVIDED E:PART NO.DELETION K:REQUIRED NO. CORRECTION L:APPLICATION SERIAL NO. CORRECTION  
M:PART DESCRIPTION CORRECTION T:APPLICATION CORRECTION Z:REMARKS CHANGE

CGX125SH (CGX125SHE).....CL

No.	MODEL		CGX125SHE					
	COLOR		Black	Fighting red	Applicable model		Applicable block No.	Ref. No.
	CODE		NH-1	R-134	Initial applicable model	Final applicable model		
	Name of colored parts	Basic part No.	NH1	R134				
1	BRIDGE, FORK TOP	53230-KYY-970	ZA	ZA			F-7	9
2	CASE, DRIVE CHAIN LOWER	40520-KYY-970	ZB	ZB			F-32	2
3	CASE, DRIVE CHAIN UPPER	40510-KYY-970	ZB	ZB			F-32	1
4	COVER SET, L. SIDE	<b>83620-KYY-G00</b>	<b>ZA</b>	<b>ZB</b>			F-24	4
5	COVER SET, R. SIDE	<b>83520-KYY-G00</b>	<b>ZA</b>	<b>ZB</b>			F-24	1
6	COWL SET, RR.	77215-KYY-760	ZA	ZB			F-23-1	7
7	FENDER, FR. UPPER	61100-KYY-760	ZB	ZB			F-10-1	5
8	GUARD, L. KNUCKLE	53180-KYY-760	ZB	ZB			F-4-1	37
9	GUARD, R. KNUCKLE	53190-KYY-760	ZB	ZB			F-4-1	40
10	HUB SUB ASSY., FR.	44635-KYY-900	ZA	ZA			F-14-10	5
11	HUB SUB ASSY., RR.	42635-KYY-900	ZA	ZA			F-19-10	9
12	LABEL, DRIVE CAUTION	87560-KYY-600	ZB	ZB			F-49	6
13	MARK, HONDA	86101-KYY-760	ZA	ZB			F-50-3	1
14	MARK, L. WING	86202-KYY-760	ZA	ZB			F-50-3	5
15	MARK, R. WING	86201-KYY-760	ZA	ZB			F-50-3	4
16	MARK, SIDE COVER	86833-KYY-600	ZA	ZA			F-50-3	7
17	PANEL COMP., RR. BRAKE	43100-KYY-900	ZB	ZB			F-18	3
18	PANEL SUB COMP., FR. BRAKE	45010-KYY-900	ZB	ZB			F-13	5
19	STRIPE, L. FUEL TANK	86174-KYY-760	ZA	ZB			F-50-3	3
20	STRIPE, R. FUEL TANK	86173-KYY-760	ZB	ZC			F-50-3	2
21	SWINGARM SUB ASSY., RR.	52200-KYY-970	ZA	ZA			F-32	11
22	TANK SET, FUEL	<b>17520-KYY-G00</b>	<b>ZA</b>	<b>ZB</b>			F-21	9
23	WHEEL SUB ASSY., FR.	44650-KYY-900	ZB	ZB			F-14-10	6
24	WHEEL SUB ASSY., RR.	42650-KYY-900	ZB	ZB			F-19-10	10

NOTE A:PART NO. CHANGE D:NEWLY PROVIDED E:PART NO.DELETION K:REQUIRED NO. CORRECTION L:APPLICATION SERIAL NO. CORRECTION  
M:PART DESCRIPTION CORRECTION T:APPLICATION CORRECTION Z:REMARKS CHANGE



CGX125SH (CGX125SHE).....DK

No.	MODEL		CGX125SHE					
	COLOR		Black	Fighting red	Applicable model		Applicable block No.	Ref. No.
	CODE		NH-1	R-134	Initial applicable model	Final applicable model		
	Name of colored parts	Basic part No.	NH1	R134				
1	BRIDGE, FORK TOP	53230-KYY-970	ZA	ZA			F-7	9
2	CASE, DRIVE CHAIN LOWER	40520-KYY-970	ZB	ZB			F-32	2
3	CASE, DRIVE CHAIN UPPER	40510-KYY-970	ZB	ZB			F-32	1
4	COVER SET, L. SIDE	<b>83620-KYY-G30</b>	<b>ZA</b>	<b>ZB</b>			F-24	4
5	COVER SET, R. SIDE	<b>83520-KYY-G30</b>	<b>ZA</b>	<b>ZB</b>			F-24	1
6	COWL SET, RR.	77215-KYY-760	ZA	ZB			F-23-1	7
7	FENDER, FR. UPPER	61100-KYY-760	ZB	ZB			F-10-1	5
8	GUARD, L. KNUCKLE	53180-KYY-760	ZB	ZB			F-4-1	37
9	GUARD, R. KNUCKLE	53190-KYY-760	ZB	ZB			F-4-1	40
10	HUB SUB ASSY., FR.	44635-KYY-900	ZA	ZA			F-14-10	5
11	HUB SUB ASSY., RR.	42635-KYY-900	ZA	ZA			F-19-10	9
12	LABEL, DRIVE CAUTION	87560-KYY-970	ZA	ZA			F-49	6
13	MARK, HONDA	86101-KYY-760	ZA	ZB			F-50-3	1
14	MARK, L. WING	86202-KYY-760	ZA	ZB			F-50-3	5
15	MARK, R. WING	86201-KYY-760	ZA	ZB			F-50-3	4
16	MARK, SIDE COVER	86833-KYY-860	ZA	ZA			F-50-3	6
17	PANEL COMP., RR. BRAKE	43100-KYY-900	ZB	ZB			F-18	3
18	PANEL SUB COMP., FR. BRAKE	45010-KYY-900	ZB	ZB			F-13	5
19	STRIPE, L. FUEL TANK	86174-KYY-760	ZA	ZB			F-50-3	3
20	STRIPE, R. FUEL TANK	86173-KYY-760	ZB	ZC			F-50-3	2
21	SWINGARM SUB ASSY., RR.	52200-KYY-970	ZA	ZA			F-32	11
22	TANK SET, FUEL	<b>17520-KYY-G00</b>	<b>ZA</b>	<b>ZB</b>			F-21	9
23	WHEEL SUB ASSY., FR.	44650-KYY-900	ZB	ZB			F-14-10	6
24	WHEEL SUB ASSY., RR.	42650-KYY-900	ZB	ZB			F-19-10	10

NOTE A:PART NO. CHANGE D:NEWLY PROVIDED E:PART NO.DELETION K:REQUIRED NO. CORRECTION L:APPLICATION SERIAL NO. CORRECTION  
M:PART DESCRIPTION CORRECTION T:APPLICATION CORRECTION Z:REMARKS CHANGE

CGX125SH (CGX125SHE).....PE

No.	MODEL		CGX125SHE					
	COLOR		Black	Fighting red	Applicable model		Applicable block No.	Ref. No.
	CODE		NH-1	R-134	Initial applicable model	Final applicable model		
	Name of colored parts	Basic part No.	NH1	R134				
1	BRIDGE, FORK TOP	53230-KYY-970	ZA	ZA			F-7	9
2	CASE, DRIVE CHAIN LOWER	40520-KYY-970	ZB	ZB			F-32	2
3	CASE, DRIVE CHAIN UPPER	40510-KYY-970	ZB	ZB			F-32	1
4	COVER SET, L. SIDE	83620-KYY-G00	ZA	ZB			F-24	4
5	COVER SET, R. SIDE	83520-KYY-G00	ZA	ZB			F-24	1
6	COWL SET, RR.	77215-KYY-760	ZA	ZB			F-23-1	7
7	FENDER, FR. UPPER	61100-KYY-760	ZB	ZB			F-10-1	5
8	GUARD, L. KNUCKLE	53180-KYY-760	ZB	ZB			F-4-1	37
9	GUARD, R. KNUCKLE	53190-KYY-760	ZB	ZB			F-4-1	40
10	HUB SUB ASSY., FR.	44635-KYY-900	ZA	ZA			F-14-10	5
11	HUB SUB ASSY., RR.	42635-KYY-900	ZA	ZA			F-19-10	9
12	LABEL, DRIVE CAUTION	87560-KYY-600	ZB	ZB			F-49	6
13	MARK, HONDA	86101-KYY-760	ZA	ZB			F-50-3	1
14	MARK, L. WING	86202-KYY-760	ZA	ZB			F-50-3	5
15	MARK, R. WING	86201-KYY-760	ZA	ZB			F-50-3	4
16	MARK, SIDE COVER	86833-KYY-600	ZA	ZA			F-50-3	7
17	PANEL COMP., RR. BRAKE	43100-KYY-900	ZB	ZB			F-18	3
18	PANEL SUB COMP., FR. BRAKE	45010-KYY-900	ZB	ZB			F-13	5
19	STRIPE, L. FUEL TANK	86174-KYY-G00	ZA	ZB			F-50-3	3
20	STRIPE, L. SIDE COVER	86832-KYY-740	ZA	ZB			F-50-3	9
21	STRIPE, R. FUEL TANK	86173-KYY-G00	ZA	ZB			F-50-3	2
22	STRIPE, R. SIDE COVER	86831-KYY-740	ZA	ZB			F-50-3	8
23	SWINGARM SUB ASSY., RR.	52200-KYY-970	ZA	ZA			F-32	11
24	TANK SET, FUEL	17520-KYY-G00	ZA	ZB			F-21	9
25	WHEEL SUB ASSY., FR.	44650-KYY-900	ZB	ZB			F-14-10	6
26	WHEEL SUB ASSY., RR.	42650-KYY-900	ZB	ZB			F-19-10	10

NOTE A:PART NO. CHANGE D:NEWLY PROVIDED E:PART NO.DELETION K:REQUIRED NO. CORRECTION L:APPLICATION SERIAL NO. CORRECTION  
M:PART DESCRIPTION CORRECTION T:APPLICATION CORRECTION Z:REMARKS CHANGE

CGX125SH (CGX125SHE).....SA

No.	MODEL		CGX125SHE					
	COLOR		Candy aruja blue	Candy lucid red	Applicable model		Applicable block No.	Ref. No.
	CODE		PB-323C	R-264C	Initial applicable model	Final applicable model		
	Name of colored parts	Basic part No.	PB323	R264				
1	BRIDGE, FORK TOP	53230-KYY-970	ZA	ZA			F-7	9
2	COVER SET, L. SIDE	<b>83620-K52-N00</b>	ZA	ZB			F-24	4
3	COVER SET, R. SIDE	<b>83520-K52-N00</b>	ZA	ZB			F-24	1
4	COWL SET, RR.	77215-KYY-900	ZB	ZA			F-23-1	7
5	LABEL, DRIVE CAUTION	87560-KYY-970	ZA	ZA			F-49	6
6	MARK, HONDA	86771-KYY-900	ZB	ZA			F-50-1	1
7	MARK, L. WING	<del>86172-KYY-900</del>	<del>ZB</del>	<del>ZA</del>			<del>F-50-1</del>	<del>3</del>
8	MARK, R. WING	<del>86171-KYY-900</del>	<del>ZB</del>	<del>ZA</del>			<del>F-50-1</del>	<del>2</del>
9	MARK, SIDE COVER	86833-KYY-970	ZA	ZA			F-50-1	10
10	PANEL COMP., RR. BRAKE	43100-KYY-900	ZA	ZA			F-18	3
11	PANEL SUB COMP., FR. BRAKE	45010-KYY-900	ZA	ZA			F-13	5
12	STRIPE, L. FUEL TANK	<b>86172-K52-N00</b>	<b>ZC</b>	<b>ZD</b>			F-50-1	7
13	STRIPE, L. SIDE COVER	<b>86832-K52-N00</b>	ZA	ZB			F-50-1	9
14	STRIPE, R. FUEL TANK	<b>86171-K52-N00</b>	<b>ZC</b>	<b>ZD</b>			F-50-1	6
15	STRIPE, R. SIDE COVER	<b>86831-K52-N00</b>	ZA	ZB			F-50-1	8
16	TANK SET, FUEL	<b>17520-K52-N00</b>	<b>ZC</b>	<b>ZD</b>			F-21	9
17	WHEEL SUB ASSY., FR.	44650-KYY-910	ZB	ZB			F-14-30	4
18	WHEEL SUB ASSY., RR.	42650-KYY-910	ZB	ZB			F-19-30	9

NOTE A:PART NO. CHANGE D:NEWLY PROVIDED E:PART NO.DELETION K:REQUIRED NO. CORRECTION L:APPLICATION SERIAL NO. CORRECTION  
M:PART DESCRIPTION CORRECTION T:APPLICATION CORRECTION Z:REMARKS CHANGE

PARTS CATALOGUE NEWS

BOOKNo. : 13KYYC04

Block No.	Ref. No.	Note	Part No.	Description	Reqd. QTY			Serial No.	Parts catalogue code
					C	D	E		
E-2	11	T	17116-KYY-902	CLAMPER, FUEL HOSE .....	1	1	-	-----	2AG, 2CL, 2PE, 3AG, 3CO, 3DK, 4AG, 4CO, 5AG, AG, CL, DK, MX, PE
	27	T	17116-KYY-740	CLAMPER, FUEL TUBE .....	-	-	1	-----	
E-11	1	E	31110-KYY-C50	*PARTS NO. DELETION					
		T	31110-KYY-S01	FLYWHEEL COMP. (MITSUBA) .....	-	-	1	-----	CL, DK, PE, SA
E-22	7	T	16019-KYY-901	LEVER SET, CHOKE .....	1	1	1	-----	2AG, 2CL, 2PE, 3AG, 3CO, 4AG, 4CO, 5AG, AG, CL, MX, PE
		A	16019-KYY-B51	.....	-	-	1	-----	SA
F-11	24	T	51611-KYY-761	BOOT, FR. FORK (CHUANNAN ABSORBER)	(2)	-	-	-----	3DK, DK
					-	2	-	-----	2CL, 2PE, 3DK, 5AG, CL, DK, PE
					-	-	(2)	-----	2DK, 3DK
					-	-	2	-----	CL, DK, PE
					(2)	-	-	-----	3DK, DK
					-	2	-	-----	2CL, 2PE, 3DK, 5AG, CL, DK, PE
	25	T	51612-KTJ-C00	BAND, FR. FORK BOOT (CHUANNAN ABSORBER)	(2)	-	-	-----	3DK, DK
					-	2	-	-----	2CL, 2PE, 3DK, 5AG, CL, DK, PE
					-	-	(2)	-----	2DK, 3DK
					-	-	2	-----	CL, DK, PE
					(2)	-	-	-----	3DK, DK
					-	2	-	-----	2CL, 2PE, 3DK, 5AG, CL, DK, PE
26	T	93500-03020-0G	SCREW, PAN, 3X20 .....	(2)	-	-	-----	3DK, DK	
				-	2	-	-----	2CL, 2PE, 3DK, 5AG, CL, DK, PE	
				-	-	(2)	-----	2DK, 3DK	
				-	-	2	-----	CL, DK, PE	
				(2)	-	-	-----	3DK, DK	
				-	2	-	-----	2CL, 2PE, 3DK, 5AG, CL, DK, PE	
F-21	2	T	16950-KWK-901	COCK ASSY., FUEL .....	1	1	-	-----	2AG, 2CL, 2PE, 3AG, 3CO, 3DK, 4AG, 4CO, 5AG, AG, CL, DK, MX, PE
					-	-	1	-----	2KE, KE
					-	-	1	-----	2DK, 3DK, CL, DK, PE, SA
	3	T	16952-KWK-900	SCREEN SET, FUEL STRAINER .....	1	1	-	-----	2AG, 2CL, 2PE, 3AG, 3CO, 3DK, 4AG, 4CO, 5AG, AG, CL, DK, MX, PE
					-	-	1	-----	2KE, KE

NOTE A:PART NO. CHANGE D:NEWLY PROVIDED E:PART NO.DELETION K:REQUIRED NO. CORRECTION L:APPLICATION SERIAL NO. CORRECTION  
M:PART DESCRIPTION CORRECTION T:APPLICATION CORRECTION Z:REMARKS CHANGE

PARTS CATALOGUE NEWS

BOOKNo. : 13KYYC04

Block No.	Ref. No.	Note	Part No.	Description	Reqd. QTY			Serial No.	Parts catalogue code
					C	D	E		
		T	16952-KYY-710	.....	-	-	1	-----	2DK, 3DK, CL, DK, PE, SA
	9	E	17520-KYY-710ZA	*PARTS NO. DELETION					
		E	17520-KYY-710ZB	*PARTS NO. DELETION					
		T	17520-KYY-861ZC	TANK SET, FUEL (WL) *TYPE1 1*.....	-	1	-	-----	2CL, 2PE, 3DK, 5AG, CL, DK, PE
		T	17520-KYY-861ZD	*TYPE2 1*.....	-	1	-	-----	2CL, 2PE, 3DK, 5AG, CL, DK, PE
		A	17520-K52-N00ZC	*TYPE2*.....	-	-	1	-----	2DK, SA
		A	17520-K52-N00ZD	*TYPE1*.....	-	-	1	-----	2DK, SA
		A	17520-KYY-G00ZA	*TYPE2*.....	-	-	1	-----	CL, DK, PE
		A	17520-KYY-G00ZB	*TYPE1*.....	-	-	1	-----	CL, DK, PE
	11	T	17620-KVX-A00	CAP COMP., FUEL FILLER .....	1	1	-	-----	2AG, 2CL, 2PE, 3AG, 3CO, 3DK, 4AG, 4CO, 5AG, AG, CL, DK, MX, PE
					-	-	1	-----	2KE, KE
	12	T	17681-KYY-900	TUBE, FUEL .....	1	1	-	-----	2AG, 2CL, 2PE, 3AG, 3CO, 3DK, 4AG, 4CO, 5AG, AG, CL, DK, MX, PE
					-	-	1	-----	2KE, KE
		T	17681-KYY-710	.....	-	-	1	-----	2DK, 3DK, CL, DK, PE, SA
F-24	1	E	83520-KYY-740ZA	*PARTS NO. DELETION					
		E	83520-KYY-740ZB	*PARTS NO. DELETION					
		T	83520-KYY-600ZA	COVER SET, R. SIDE (WL) *TYPE1*.....	1	1	-	-----	2AG, 2CL, 2PE, 3AG, 3CO, 4AG, 4CO, 5AG, AG, CL, PE
		T	83520-KYY-860ZA	*TYPE1*.....	-	1	-	-----	3DK, DK
		A	83520-K52-N00ZA	*TYPE2*.....	-	-	1	-----	2DK, SA
		A	83520-K52-N00ZB	*TYPE1*.....	-	-	1	-----	2DK, SA
		A	83520-KYY-G00ZA	*TYPE2*.....	-	-	1	-----	CL, PE
		A	83520-KYY-G00ZB	*TYPE1*.....	-	-	1	-----	CL, PE
		A	83520-KYY-G30ZA	*TYPE2*.....	-	-	1	-----	DK

NOTE A:PART NO. CHANGE D:NEWLY PROVIDED E:PART NO.DELETION K:REQUIRED NO. CORRECTION L:APPLICATION SERIAL NO. CORRECTION  
M:PART DESCRIPTION CORRECTION T:APPLICATION CORRECTION Z:REMARKS CHANGE

PARTS CATALOGUE NEWS

BOOKNo. : 13KYYC04

Block No.	Ref. No.	Note	Part No.	Description	Reqd. QTY			Serial No.	Parts catalogue code
					C	D	E		
		A	83520-KYY-G30ZB	*TYPE1*.....	-	-	1	-----	DK
	4	E	83620-KYY-740ZA	*PARTS NO. DELETION					
		E	83620-KYY-740ZB	*PARTS NO. DELETION					
		T	83620-KYY-600ZA	COVER SET, L. SIDE(WL) *TYPE1*.....	1	1	-	-----	2AG, 2CL, 2PE, 3AG, 3CO, 4AG, 4CO, 5AG, AG, CL, PE
		T	83620-KYY-860ZA	*TYPE1*.....	-	1	-	-----	3DK, DK
		A	83620-K52-N00ZA	*TYPE2*.....	-	-	1	-----	2DK, SA
		A	83620-K52-N00ZB	*TYPE1*.....	-	-	1	-----	2DK, SA
		A	83620-KYY-G00ZA	*TYPE2*.....	-	-	1	-----	CL, PE
		A	83620-KYY-G00ZB	*TYPE1*.....	-	-	1	-----	CL, PE
		A	83620-KYY-G30ZA	*TYPE2*.....	-	-	1	-----	DK
		A	83620-KYY-G30ZB	*TYPE1*.....	-	-	1	-----	DK
	6	T	90572-KV3-300	RUBBER, SEPARATOR MOUNTING ...	-	-	2	-----	2DK, 3DK, CL, DK, PE, SA
F-35	1	T	33400-KYY-970	WINKER ASSY., R. FR. (12V 10W)	1	-	-	-----	2AG, 2CL, 2PE, AG, CL, DK, MX, PE
					-	1	-	-----	2CL, 2PE, 3AG, 3CO, 3DK, 4AG, 4CO, 5AG, CL, DK, PE
					-	-	1	-----	2DK, KE, SA
		T	33400-KYY-F41	.....	-	-	1	-----	CL, DK, PE
	5	T	33450-KYY-970	WINKER ASSY., L. FR. (12V 10W)	1	-	-	-----	2AG, 2CL, 2PE, AG, CL, DK, MX, PE
					-	1	-	-----	2CL, 2PE, 3AG, 3CO, 3DK, 4AG, 4CO, 5AG, CL, DK, PE
					-	-	1	-----	2DK, KE, SA
		T	33450-KYY-F41	.....	-	-	1	-----	CL, DK, PE
	9	T	34907-KVX-600	BULB, WINKER (12V 10W) ..... (FR.)	2	2	-	-----	
				(FR.)	-	-	2	-----	2DK, 2KE, 3DK, KE, SA
		T	34904-KYY-F01	BULB, WINKER LIGHT (12V 10W) .. (FR.)	-	-	2	-----	CL, DK, PE

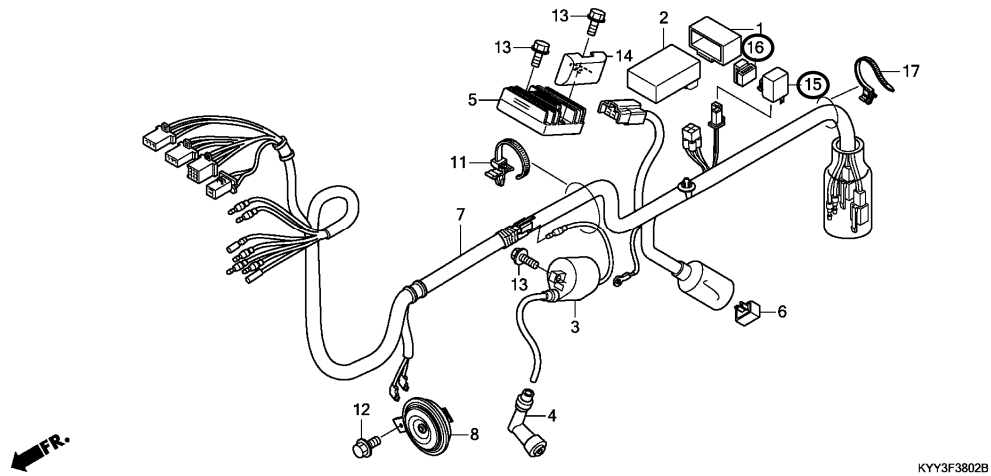
NOTE A:PART NO.CHANGE D:NEWLY PROVIDED E:PART NO.DELETION K:REQUIRED NO.CORRECTION L:APPLICATION SERIAL NO.CORRECTION  
M:PART DESCRIPTION CORRECTION T:APPLICATION CORRECTION Z:REMARKS CHANGE

PARTS CATALOGUE NEWS

BOOKNo. : 13KYYC04

Block No.	Ref. No.	Note	Part No.	Description	Reqd. QTY			Serial No.	Parts catalogue code
					C	D	E		
F-37-1	2	E	31500-KRF-P60	*PARTS NO. DELETION					
	A		31500-KYY-B31	BATTERY (12N7A-3A) (ENGLISH) ...	-	-	1	-----	DK
	7	T	32401-KYY-900	CABLE, STARTER MAGNETIC BATTERY	-	1	-	-----	2TU, TU
		T	32401-KYY-S00	.....	-	-	1	-----	CL, DK, PE, SA
	12	T	35856-KWK-900	RUBBER A, SHOCK .....	-	1	1	-----	2TU, SA, TU
		T	35856-KYY-930	.....	-	-	1	-----	CL, DK, PE

F-38-2 WIRE HARNESS (3)



F-38-2	5	E	31600-KYY-901	*PARTS NO. DELETION					
		T	31600-KYY-S00	RECTIFIER ASSY., REGULATE ....	-	-	1	-----	CL, DK, PE, SA
	9	E	38301-KVX-601	*PARTS NO. DELETION					
	10	E	38306-KVX-600	*PARTS NO. DELETION					
	14	T	31611-KYY-S00	COVER, REGULATER .....	-	-	1	-----	CL, DK, PE, SA

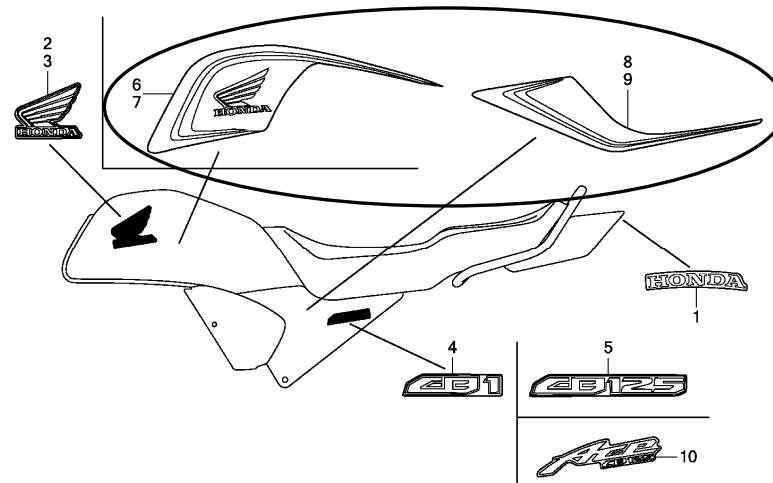
NOTE A:PART NO. CHANGE D:NEWLY PROVIDED E:PART NO.DELETION K:REQUIRED NO. CORRECTION L:APPLICATION SERIAL NO. CORRECTION  
M:PART DESCRIPTION CORRECTION T:APPLICATION CORRECTION Z:REMARKS CHANGE

PARTS CATALOGUE NEWS

BOOKNo. : 13KYYC04

Block No.	Ref. No.	Note	Part No.	Description	Reqd. QTY			Serial No.	Parts catalogue code
					C	D	E		
	15	T	38301-KVX-601	RELAY COMP., WINKER .....	-	-	1	-----	CL, DK, PE, SA
	16	T	38306-KYY-S00	SUSPENSION, WINKER RELAY .....	-	-	1	-----	CL, DK, PE, SA
F-49	1	E	87505-KYY-780	*PARTS NO. DELETION					
		T	87505-KYY-781	LABEL, TIRE (SPANISH) .....	-	1	1	-----	2CL, 2PE, CL, PE

F-50-1 MARK/STRIPE (2)



KYY3F5001B

F-50-1	2	T	86171-KYY-900ZA	MARK, R. WING *TYPE1*.....	1	-	-	-----	2AG, 2CL, 2PE, AG, CL, MX, PE
					-	1	-	-----	3AG, 3CO, 4AG, 4CO
		T	86171-KYY-900ZB	*TYPE2*.....	1	-	-	-----	2AG, 2CL, 2PE, AG, CL, PE
					-	1	-	-----	3AG, 3CO, 4AG, 4CO
	3	T	86172-KYY-900ZA	MARK, L. WING *TYPE1*.....	1	-	-	-----	2AG, 2CL, 2PE, AG, CL, MX, PE
					-	1	-	-----	3AG, 3CO, 4AG, 4CO
		T	86172-KYY-900ZB	*TYPE2*.....	1	-	-	-----	2AG, 2CL, 2PE, AG, CL, PE

NOTE A:PART NO. CHANGE D:NEWLY PROVIDED E:PART NO.DELETION K:REQUIRED NO. CORRECTION L:APPLICATION SERIAL NO. CORRECTION  
M:PART DESCRIPTION CORRECTION T:APPLICATION CORRECTION Z:REMARKS CHANGE



PARTS CATALOGUE NEWS

BOOKNo. : 13KYYC04

Block No.	Ref. No.	Note	Part No.	Description	Reqd. QTY			Serial No.	Parts catalogue code
					C	D	E		
					-	1	-	-----	3AG, 3CO, 4AG, 4CO
	6	E	86173-KYY-710ZA	*PARTS NO. DELETION					
		E	86173-KYY-710ZB	*PARTS NO. DELETION					
		A	86171-K52-N00ZC	STRIPE, R. FUEL TANK *TYPE2*.....	-	-	1	-----	SA
		A	86171-K52-N00ZD	*TYPE1*.....	-	-	1	-----	SA
	7	E	86174-KYY-710ZA	*PARTS NO. DELETION					
		E	86174-KYY-710ZB	*PARTS NO. DELETION					
		A	86172-K52-N00ZC	STRIPE, L. FUEL TANK *TYPE2*.....	-	-	1	-----	SA
		A	86172-K52-N00ZD	*TYPE1*.....	-	-	1	-----	SA
	8	E	86831-KYY-710ZA	*PARTS NO. DELETION					
		E	86831-KYY-710ZB	*PARTS NO. DELETION					
		A	86831-K52-N00ZA	STRIPE, R. SIDE COVER *TYPE2*.....	-	-	1	-----	SA
		A	86831-K52-N00ZB	*TYPE1*.....	-	-	1	-----	SA
	9	E	86832-KYY-710ZA	*PARTS NO. DELETION					
		E	86832-KYY-710ZB	*PARTS NO. DELETION					
		A	86832-K52-N00ZA	STRIPE, L. SIDE COVER *TYPE2*.....	-	-	1	-----	SA
		A	86832-K52-N00ZB	*TYPE1*.....	-	-	1	-----	SA

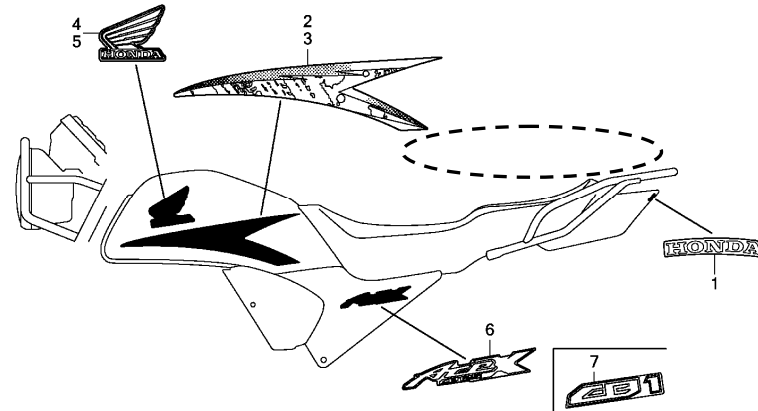
NOTE A:PART NO. CHANGE D:NEWLY PROVIDED E:PART NO.DELETION K:REQUIRED NO. CORRECTION L:APPLICATION SERIAL NO. CORRECTION  
M:PART DESCRIPTION CORRECTION T:APPLICATION CORRECTION Z:REMARKS CHANGE

PARTS CATALOGUE NEWS

BOOKNo. : 13KYYC04

Block No.	Ref. No.	Note	Part No.	Description	Reqd. QTY		Serial No.	Parts catalogue code
					C	D E		

F-50-3 MARK/STRIPE (4)



KYY3F5003B

F-50-3	2	E	86173-KYY-G00ZA	*PARTS NO. DELETION				
		E	86173-KYY-G00ZB	*PARTS NO. DELETION				
		T	86173-KYY-760ZB	STRIPE, R. FUEL TANK *TYPE2*.....	- 1 -	-----	-----	2CL, 2PE, 3DK, 5AG, CL, DK, PE
		T	86173-KYY-760ZC	*TYPE1*.....	- 1 -	-----	-----	2CL, 2PE, 3DK, 5AG, CL, DK, PE
3	E	86174-KYY-G00ZA	*PARTS NO. DELETION					
	E	86174-KYY-G00ZB	*PARTS NO. DELETION					
	T	86174-KYY-760ZA	STRIPE, L. FUEL TANK *TYPE2*.....	- 1 -	-----	-----	2CL, 2PE, 3DK, 5AG, CL, DK, PE	
	T	86174-KYY-760ZB	*TYPE1*.....	- 1 -	-----	-----	2CL, 2PE, 3DK, 5AG, CL, DK, PE	
8	E	86831-KYY-710ZA	*PARTS NO. DELETION					
	E	86831-KYY-710ZB	*PARTS NO. DELETION					
9	E	86832-KYY-710ZA	*PARTS NO. DELETION					

NOTE A:PART NO. CHANGE D:NEWLY PROVIDED E:PART NO. DELETION K:REQUIRED NO. CORRECTION L:APPLICATION SERIAL NO. CORRECTION  
M:PART DESCRIPTION CORRECTION T:APPLICATION CORRECTION Z:REMARKS CHANGE

## PARTS CATALOGUE NEWS

BOOKNo. : 13KYYC04

Block No.	Ref. No.	Note	Part No.	Description	Reqd. QTY	Serial No.	Parts catalogue code
					C D E		
		E	86832-KYY-710ZB	*PARTS NO. DELETION			

NOTE A:PART NO. CHANGE D:NEWLY PROVIDED E:PART NO.DELETION K:REQUIRED NO. CORRECTION L:APPLICATION SERIAL NO. CORRECTION  
M:PART DESCRIPTION CORRECTION T:APPLICATION CORRECTION Z:REMARKS CHANGE



# PARTS CATALOGUE NEWS

Honda Motor Co., Ltd.  
Customer Service Technology Development Division

## PARTS CATALOGUE - CORRECTED

Printed in Japan

CODE NO.	13KYYC04
PARTS CATALOGUE NEWS	CGX125SH CGX125SH C/D/E
NEWS NO.	004

(CH-KD)KYY

Block No.	Ref. No.	Note	Part No.	Description	Reqd. QTY			Serial No.	Parts catalogue code
					C	D	E		
F-11	1	E	51400-K52-N00	*PARTS NO. DELETION					
		A	51400-KYY-981	FORK ASSY., R. FR. (CHUANNAN ABSORBER)	-	-	1	-----	2DK, 3DK
	12	E	51500-K52-N00	*PARTS NO. DELETION					
		A	51500-KYY-981	FORK ASSY., L. FR. (CHUANNAN ABSORBER)	-	-	1	-----	2DK, 3DK

NOTE A:PART NO. CHANGE D:NEWLY PROVIDED E:PART NO. DELETION K:REQUIRED NO. CORRECTION L:APPLICATION SERIAL NO. CORRECTION  
M:PART DESCRIPTION CORRECTION T:APPLICATION CORRECTION Z:REMARKS CHANGE



# PARTS CATALOGUE NEWS

Honda Motor Co., Ltd.  
Customer Service Technology Development Division

## PARTS CATALOGUE - CORRECTED

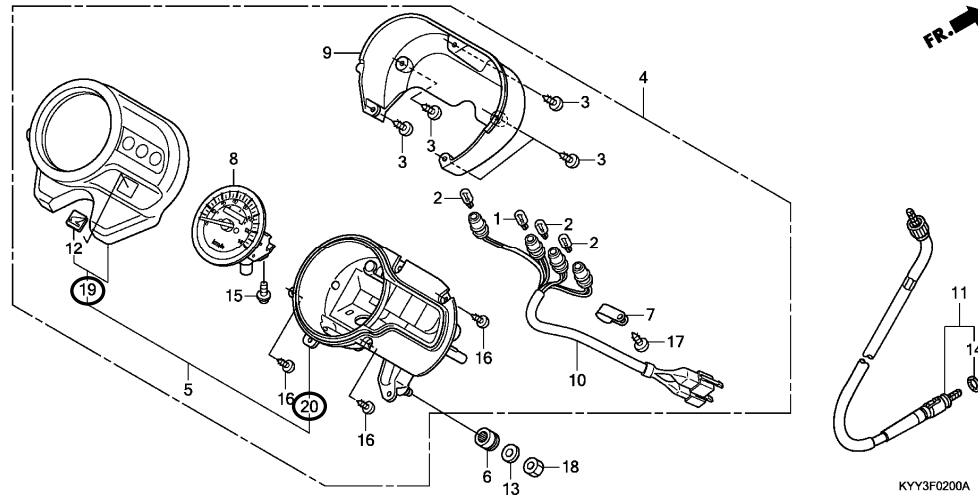
Printed in Japan

CODE NO.	13KYYC04
PARTS CATALOGUE NEWS	CGX125SH CGX125SH C/D/E
NEWS NO.	005

(CH-KD)KYY

Block No.	Ref. No.	Note	Part No.	Description	Reqd. QTY CGX125SH C D E	Serial No.	Parts catalogue code
-----------	----------	------	----------	-------------	--------------------------------	------------	----------------------

F-2      METER (1)



F-2	3	T	37111-KVX-600	SCREW, TAPPING, 4. 2X14 .....	5	-	-----	2AG, 2CL, 2PE, AG, CL, DK, MX, PE
					-	5	-----	2CL, 2PE, 3AG, 3CO, 3DK, 4AG, 4CO, 5AG, CL, DK, PE

NOTE A:PART NO. CHANGE D:NEWLY PROVIDED E:PART NO. DELETION K:REQUIRED NO. CORRECTION L:APPLICATION SERIAL NO. CORRECTION  
M:PART DESCRIPTION CORRECTION T:APPLICATION CORRECTION Z:REMARKS CHANGE

PARTS CATALOGUE NEWS

BOOKNo. : 13KYYC04

Block No.	Ref. No.	Note	Part No.	Description	Reqd. QTY			Serial No.	Parts catalogue code
					C	D	E		
					-	-	5	-----	2DK, CL, DK, KE, PE
		A	37111-KYY-970	SCREW, TAPPING, 3X14 .....	-	-	5	-----	SA
	4	T	37200-KYY-970	SPEEDOMETER ASSY. ....	1	-	-	-----	2AG, 2CL, 2PE, AG, CL, DK, MX, PE
					-	1	-	-----	2CL, 2PE, 3AG, 3CO, 3DK, 4AG, 4CO, 5AG, CL, DK, PE
					-	-	1	-----	2DK, CL, DK, KE, PE
		A	37200-KYY-971	.....	-	-	1	-----	SA
	5	T	37210-KYY-970	CASE COMP., METER	1	-	-	-----	2AG, 2CL, 2PE, AG, CL, DK, MX, PE
					-	1	-	-----	2CL, 2PE, 3AG, 3CO, 3DK, 4AG, 4CO, 5AG, CL, DK, PE
					-	-	1	-----	2DK, CL, DK, KE, PE
	8	T	37220-KYY-970	SPEEDOMETER COMP. (KPH) .....	1	-	-	-----	2AG, 2CL, 2PE, AG, CL, DK, MX, PE
					-	1	-	-----	2CL, 2PE, 3AG, 3CO, 3DK, 4AG, 4CO, 5AG, CL, DK, PE
					-	-	1	-----	2DK, CL, DK, KE, PE
		A	37220-KYY-971	.....	-	-	1	-----	SA
	9	T	37223-KYY-970	CASE, LOWER .....	1	-	-	-----	2AG, 2CL, 2PE, AG, CL, DK, MX, PE
					-	1	-	-----	2CL, 2PE, 3AG, 3CO, 3DK, 4AG, 4CO, 5AG, CL, DK, PE
					-	-	1	-----	2DK, CL, DK, KE, PE
		A	37223-KYY-971	.....	-	-	1	-----	SA
	10	T	37224-KYY-970	SOCKET COMP. ....	1	-	-	-----	2AG, 2CL, 2PE, AG, CL, DK, MX, PE
					-	1	-	-----	2CL, 2PE, 3AG, 3CO, 3DK, 4AG, 4CO, 5AG, CL, DK, PE
					-	-	1	-----	2DK, CL, DK, KE, PE
		A	37224-KYY-971	.....	-	-	1	-----	SA
	19	D	37210-KYY-971	CASE COMP., METER UPPER .....	-	-	1	-----	SA
	20	D	37230-KYY-971	CASE COMP., METER INNER .....	-	-	1	-----	SA
F-4-1	1	T	17920-KYY-305	CABLE SET, THROTTLE .....	-	1	-	-----	2TU, TU

NOTE A:PART NO. CHANGE D:NEWLY PROVIDED E:PART NO.DELETION K:REQUIRED NO. CORRECTION L:APPLICATION SERIAL NO. CORRECTION  
M:PART DESCRIPTION CORRECTION T:APPLICATION CORRECTION Z:REMARKS CHANGE

PARTS CATALOGUE NEWS

BOOKNo. : 13KYYC04

Block No.	Ref. No.	Note	Part No.	Description	Reqd. QTY			Serial No.	Parts catalogue code
					C	D	E		
		T	17920-KYY-970	.....	-	-	1	-----	CL, DK, PE, SA
F-37-1	2	E	31500-KYY-B30	*PARTS NO. DELETION					
		T	31500-KYY-B31	BATTERY (12N7A-3A) (ENGLISH) ...	-	-	1	-----	DK, SA

NOTE A:PART NO. CHANGE D:NEWLY PROVIDED E:PART NO.DELETION K:REQUIRED NO. CORRECTION L:APPLICATION SERIAL NO. CORRECTION  
M:PART DESCRIPTION CORRECTION T:APPLICATION CORRECTION Z:REMARKS CHANGE



# PARTS CATALOGUE NEWS

Honda Motor Co., Ltd.

Customer Service Technology Development Division

## PARTS CATALOGUE - CORRECTED

Printed in Japan

CODE NO.	13KYYC04
PARTS CATALOGUE NEWS	CGX125SH CGX125SH C/D/E
NEWS NO.	006

(CH-KD)KYY

Block No.	Ref. No.	Note	Part No.	Description	Reqd. QTY			Serial No.	Parts catalogue code	
					C	D	E			
E-2	17	T	90111-GFC-J31	BAND, WIRE HARNESS .....	1	1	-	-----	2AG, 2CL, 2PE, 3AG, 3CO, 3DK, 4AG, 4CO, 5AG, AG, CL, DK, MX, PE	
					-	-	1	-----	2DK, 2KE, 3DK, KE, SA	
E-13	9	E	90071-K28-910	*PARTS NO. DELETION						
			T	90071-MBO-000	NUT-WASHER, 6MM .....	-	1	-	-----	2TU, TU
						-	-	1	-----	CL, DK, PE, SA
F-1	8	T	34901-388-611	BULB, HEADLIGHT (12V 35/35W) ..	1	-	-	-----	2AG, 2CL, 2PE, AG, CL, DK, MX, PE	
					-	1	-	-----	2CL, 2PE, 3AG, 3CO, 3DK, 4AG, 4CO, 5AG, CL, DK, PE	
					-	-	1	-----	2DK, KE	
		A	34901-KPN-B01	.....	-	-	1	-----	CL, DK, PE, SA	
F-2	3	T	37111-KVX-600	SCREW, TAPPING, 4. 2X14 .....	5	-	-	-----	2AG, 2CL, 2PE, AG, CL, DK, MX, PE	
					-	5	-	-----	2CL, 2PE, 3AG, 3CO, 3DK, 4AG, 4CO, 5AG, CL, DK, PE	
					-	-	5	-----	2DK, KE	
					-	-	5	-----	CL, DK, PE, SA	
		T	37111-KYY-970	SCREW, TAPPING, 3X14 .....	-	-	5	-----	CL, DK, PE, SA	
4	T	37200-KYY-970	SPEEDOMETER ASSY. ....	1	-	-	-----	2AG, 2CL, 2PE, AG, CL, DK, MX, PE		
				-	1	-	-----	2CL, 2PE, 3AG, 3CO, 3DK, 4AG, 4CO, 5AG, CL, DK, PE		

NOTE A:PART NO. CHANGE D:NEWLY PROVIDED E:PART NO. DELETION K:REQUIRED NO. CORRECTION L:APPLICATION SERIAL NO. CORRECTION  
M:PART DESCRIPTION CORRECTION T:APPLICATION CORRECTION Z:REMARKS CHANGE



PARTS CATALOGUE NEWS

BOOKNo. : 13KYYC04

Block No.	Ref. No.	Note	Part No.	Description	Reqd. QTY			Serial No.	Parts catalogue code
					C	D	E		
					-	-	1	-----	2DK, KE
		T	37200-KYY-971	.....	-	-	1	-----	CL, DK, PE, SA
	5	T	37210-KYY-970	CASE COMP., METER .....	1	-	-	-----	2AG, 2CL, 2PE, AG, CL, DK, MX, PE
					-	1	-	-----	2CL, 2PE, 3AG, 3CO, 3DK, 4AG, 4CO, 5AG, CL, DK, PE
					-	-	1	-----	2DK, KE
	8	T	37220-KYY-970	SPEEDOMETER COMP. (KPH) .....	1	-	-	-----	2AG, 2CL, 2PE, AG, CL, DK, MX, PE
					-	1	-	-----	2CL, 2PE, 3AG, 3CO, 3DK, 4AG, 4CO, 5AG, CL, DK, PE
					-	-	1	-----	2DK, KE
		T	37220-KYY-971	.....	-	-	1	-----	CL, DK, PE, SA
	9	T	37223-KYY-970	CASE, LOWER .....	1	-	-	-----	2AG, 2CL, 2PE, AG, CL, DK, MX, PE
					-	1	-	-----	2CL, 2PE, 3AG, 3CO, 3DK, 4AG, 4CO, 5AG, CL, DK, PE
					-	-	1	-----	2DK, KE
		T	37223-KYY-971	.....	-	-	1	-----	CL, DK, PE, SA
	10	T	37224-KYY-970	SOCKET COMP. ....	1	-	-	-----	2AG, 2CL, 2PE, AG, CL, DK, MX, PE
					-	1	-	-----	2CL, 2PE, 3AG, 3CO, 3DK, 4AG, 4CO, 5AG, CL, DK, PE
					-	-	1	-----	2DK, KE
		T	37224-KYY-971	.....	-	-	1	-----	CL, DK, PE, SA
	19	T	37210-KYY-971	CASE COMP., METER UPPER .....	-	-	1	-----	CL, DK, PE, SA
	20	T	37230-KYY-971	CASE COMP., METER INNER .....	-	-	1	-----	CL, DK, PE, SA
F-4-1	1	A	17920-KYY-309	CABLE SET, THROTTLE .....	-	-	1	-----	CL, DK, PE
		T	17920-KYY-970	.....	-	-	1	-----	SA
	33	E	35200-KYY-G00	*PARTS NO. DELETION					
		A	35200-KYY-G01	SWITCH ASSY., WINKER .....	-	-	1	-----	DK, PE
	34	E	35200-KYY-G20	*PARTS NO. DELETION					

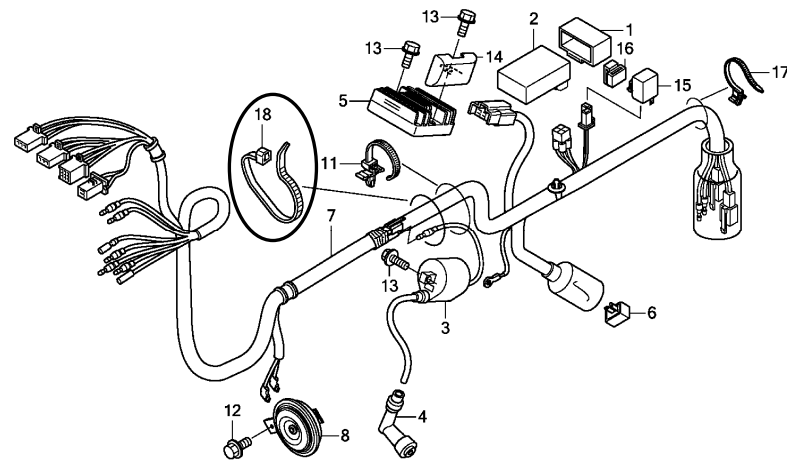
NOTE A:PART NO. CHANGE D:NEWLY PROVIDED E:PART NO.DELETION K:REQUIRED NO. CORRECTION L:APPLICATION SERIAL NO. CORRECTION  
M:PART DESCRIPTION CORRECTION T:APPLICATION CORRECTION Z:REMARKS CHANGE

PARTS CATALOGUE NEWS

BOOKNo. : 13KYYC04

Block No.	Ref. No.	Note	Part No.	Description	Reqd. QTY			Serial No.	Parts catalogue code
					C	D	E		
		A	35200-KYY-G21	SWITCH ASSY., WINKER .....	-	-	1	-----	CL
F-7	1	T	35010-KYY-980	KEY SET .....	1	1	-	-----	2AG, 2CL, 2PE, 3AG, 3CO, 3DK, 4AG, 4CO, 5AG, AG, CL, DK, MX, PE
					-	-	1	-----	2DK, 2KE, 3DK, KE
	2	T	35100-KYY-980	SWITCH ASSY., COMBINATION & LOCK	1	1	-	-----	2AG, 2CL, 2PE, 3AG, 3CO, 3DK, 4AG, 4CO, 5AG, AG, CL, DK, MX, PE
					-	-	1	-----	2DK, 2KE, 3DK, KE
F-21	11	T	17620-KVX-601	CAP COMP., FUEL FILLER .....	1	1	-	-----	2AG, 2CL, 2PE, 3AG, 3CO, 3DK, 4AG, 4CO, 5AG, AG, CL, DK, MX, PE
					-	-	1	-----	2DK, 2KE, 3DK, KE, SA
		T	17620-KVX-A00	.....	1	1	-	-----	2AG, 2CL, 2PE, 3AG, 3CO, 3DK, 4AG, 4CO, 5AG, AG, CL, DK, MX, PE
					-	-	1	-----	2KE, CL, DK, KE
F-37-1	23	T	94002-06080-0S	NUT, HEX, 6MM .....	-	2	2	-----	2TU, SA, TU
	24	T	94111-06800	WASHER, SPRING, 6MM .....	-	2	2	-----	2TU, SA, TU

F-38-2 WIRE HARNESS (3)



KYY3F3802C

NOTE A:PART NO. CHANGE D:NEWLY PROVIDED E:PART NO.DELETION K:REQUIRED NO. CORRECTION L:APPLICATION SERIAL NO. CORRECTION  
M:PART DESCRIPTION CORRECTION T:APPLICATION CORRECTION Z:REMARKS CHANGE

PARTS CATALOGUE NEWS

BOOKNo. : 13KYYC04

Block No.	Ref. No.	Note	Part No.	Description	Reqd. QTY			Serial No.	Parts catalogue code
					C	D	E		
F-38-2	18	D	90111-GFC-J31	BAND, WIRE HARNESS .....	-	-	1	-----	CL, DK, PE

NOTE A:PART NO. CHANGE D:NEWLY PROVIDED E:PART NO.DELETION K:REQUIRED NO. CORRECTION L:APPLICATION SERIAL NO. CORRECTION  
M:PART DESCRIPTION CORRECTION T:APPLICATION CORRECTION Z:REMARKS CHANGE



# PARTS CATALOGUE NEWS

Honda Motor Co., Ltd.

Customer Service Technology Development Division

## PARTS CATALOGUE - CORRECTED

Printed in Japan

CODE NO.	13KYYC04
PARTS CATALOGUE NEWS	CGX125SH CGX125SH C/D/E
NEWS NO.	007

(CH-KD)KYY

Frame serial No. - Corrected

Model	Parts catalogue code	Type	Applicable engine serial No.	Applicable frame serial No.	Applicable carburetor serial No.
CGX125SHE	2DK	General export (KPH)	SDH152FMI-3*D3330681~	LALPCJ0F*E3000001~	PB 7RMA
	2KE	Kenya	SDH152FMI0000001~	<b>BF0JA309*DS000001~</b>	PB 7RYA
	3DK	General export (KPH)	SDH152FMI-3*D3330681~	LALPCJ0G*E3000001~	PB 7RMA
	CL	Chili			PB 7RPA
	DK	General export (KPH)			PB 7RMA
	KE	Kenya	SDH152FMI0000001~	<b>BF0JA309*DS000001~</b>	PB 7RYA
	PE	Peru			PB 7RJA
	SA	South Africa	JA25E-2000001~	LALJA25*#E3000001~	PB 7RZA

NOTE A:PART NO. CHANGE D:NEWLY PROVIDED E:PART NO. DELETION K:REQUIRED NO. CORRECTION L:APPLICATION SERIAL NO. CORRECTION  
M:PART DESCRIPTION CORRECTION T:APPLICATION CORRECTION Z:REMARKS CHANGE



# PARTS CATALOGUE NEWS

Honda Motor Co., Ltd.  
Customer Service Technology Development Division

## PARTS CATALOGUE - CORRECTED

Printed in Japan

CODE NO.	13KYYC04
PARTS CATALOGUE NEWS	CGX125SH CGX125SH C/D/E
NEWS NO.	008

(CH-KD)KYY

Block No.	Ref. No.	Note	Part No.	Description	Reqd. QTY			Serial No.	Parts catalogue code
					C	D	E		
F-37	2	D	31500-K09-D01	BATTERY (12M3L-A) (YUSAN)	1	1	-	-----	3DK, DK
				(ENGLISH)	-	-	1	-----	2DK, 3DK
		D	31500-KYY-C11	BATTERY (12M3L-A) (YUSAN)	1	1	-	-----	2AG, 2CL, 2PE, 3AG, 3CO, 4AG, 4CO, 5AG, AG, CL, MX, PE
F-37-1	2	D	31500-KYY-B52	BATTERY (12M7A-3A) (YUSAN)	-	1	-	-----	2TU, TU
				(TURKISH)	-	-	1	-----	CL, PE
				D	31500-KYY-G01	BATTERY (12M7A-3A) (SPANISH) . . . .	-	-	1
		D	31500-KYY-G31	BATTERY (12M7A-3A) (ENGLISH) . . . .	-	-	1	-----	

NOTE A:PART NO. CHANGE D:NEWLY PROVIDED E:PART NO. DELETION K:REQUIRED NO. CORRECTION L:APPLICATION SERIAL NO. CORRECTION  
M:PART DESCRIPTION CORRECTION T:APPLICATION CORRECTION Z:REMARKS CHANGE



# PARTS CATALOGUE NEWS

Honda Motor Co., Ltd.  
Customer Service Technology Development Division

## PARTS CATALOGUE - CORRECTED

Printed in Japan

CODE NO.	13KYYC04
PARTS CATALOGUE NEWS	CGX125SH CGX125SH C/D/E
NEWS NO.	009

(CH-KD)KYY

Block No.	Ref. No.	Note	Part No.	Description	Reqd. QTY			Serial No.	Parts catalogue code
					C	D	E		
F-11	7	T	51420-KYY-971	CASE, R. BOTTOM (CHUANNAN ABSORBER)	-	1	1	-----	2KE, 3AG, 3CO, 4AG, 4CO, KE
		A	51420-KYY-B51	.....	-	1	1	-----	2TU, SA, TU

NOTE A:PART NO. CHANGE D:NEWLY PROVIDED E:PART NO.DELETION K:REQUIRED NO. CORRECTION L:APPLICATION SERIAL NO. CORRECTION  
M:PART DESCRIPTION CORRECTION T:APPLICATION CORRECTION Z:REMARKS CHANGE



# PARTS CATALOGUE NEWS

Honda Motor Co., Ltd.  
Customer Service Technology Development Division

## PARTS CATALOGUE - CORRECTED

Printed in Japan

CODE NO.	13KYYC04
PARTS CATALOGUE NEWS	CGX125SH CGX125SH C/D/E
NEWS NO.	010

(CH-KD)KYY

Block No.	Ref. No.	Note	Part No.	Description	Reqd. QTY			Serial No.	Parts catalogue code
					C	D	E		
F-37-1	23	T	94002-06080-0S	NUT, HEX., 6MM .....	-	2	-	-----	2TU, TU
					-	-	2	-----	CL, DK, PE, SA
	24	T	94111-06800	WASHER, SPRING, 6MM .....	-	2	-	-----	2TU, TU
					-	-	2	-----	CL, DK, PE, SA

NOTE A:PART NO. CHANGE D:NEWLY PROVIDED E:PART NO.DELETION K:REQUIRED NO. CORRECTION L:APPLICATION SERIAL NO. CORRECTION  
M:PART DESCRIPTION CORRECTION T:APPLICATION CORRECTION Z:REMARKS CHANGE



# PARTS CATALOGUE NEWS

Honda Motor Co., Ltd.

Customer Service Technology Development Division

PARTS CATALOGUE - CORRECTED

Printed in Japan

CODE NO.	13KYYC04
PARTS CATALOGUE NEWS	CGX125SH CGX125SH C/D/E
NEWS NO.	011

(CH-KD)KYY

Frame serial No. - Corrected

Model	Parts catalogue code	Type	Applicable engine serial No.	Applicable frame serial No.	Applicable carburetor serial No.
CGX125SHE	2DK	General export (KPH)	SDH152FMI-3*D3330681~	LALPCJ0F*E3000001~	PB 7RMA
	2KE	Kenya	SDH152FMI0000001~	BF0JA309*DS000001~	PB 7RYA
	3DK	General export (KPH)	SDH152FMI-3*D3330681~	LALPCJ0G*E3000001~	PB 7RMA
	CL	Chili			PB 7RPA
	DK	General export (KPH)			PB 7RMA
	KE	Kenya	SDH152FMI0000001~	BF0JA309*DS000001~	PB 7RYA
	PE	Peru			PB 7RJA
	SA	South Africa	JA25E-2000001~	<b>LALJA25B*E3000001~</b>	PB 7RZA

NOTE A:PART NO. CHANGE D:NEWLY PROVIDED E:PART NO. DELETION K:REQUIRED NO. CORRECTION L:APPLICATION SERIAL NO. CORRECTION  
M:PART DESCRIPTION CORRECTION T:APPLICATION CORRECTION Z:REMARKS CHANGE





# PARTS CATALOGUE NEWS

Honda Motor Co., Ltd.  
Customer Service Technology Development Division

Printed in Japan

CODE NO.	13KYYC04
PARTS CATALOGUE NEWS	CGX125SH CGX125SH C/D/E
NEWS NO.	012

(CH-KD)KYY

## NEW MODEL CGX125SH<sub>E</sub>-2PE, 3PE AND 4CO TYPES COMPONENT PARTS-MARKETED

This Parts News lists CGX125SH<sub>E</sub>-2PE, 3PE and 4CO types parts exclusively and is based on CGX125SH<sub>E</sub>-PE, CGX125SH<sub>D</sub>-4CO types listed on the CGX125SH Parts Catalogue.

All other parts not listed herein are the same as CGX125SH<sub>E</sub>-PE, CGX125SH<sub>D</sub>-4CO types parts.

Model	Parts catalogue code	Type	Applicable engine serial No.	Applicable frame serial No.	Applicable carburetor serial No.
CGX125SH <sub>E</sub>	2PE	Peru			PB 7RJA
	3PE	Peru			
	4CO	Colombia	SDH152FMI30001~	9FMPCJ02XFF000001~	PB 7RKA

BOOKNo. : 13KYYC04

## Color chart

CGX125SH (CGX125SHE).....2PE,3PE

No.	MODEL		CGX125SHE					
	COLOR		Black	Fighting red	Applicable model		Applicable block No.	Ref. No.
	CODE		NH-1	R-134	Initial applicable model	Final applicable model		
	Name of colored parts	Basic part No.	NH1	R134				
1	BRIDGE, FORK TOP	53230-KYY-970	ZA	ZA			F-7	9
2	CASE, DRIVE CHAIN LOWER	40520-KYY-970	ZB	ZB			F-32	2
3	CASE, DRIVE CHAIN UPPER	40510-KYY-970	ZB	ZB			F-32	1
4	COVER SET, L. SIDE	83620-KYY-G70	ZA	ZA			F-24	4
5	COVER SET, R. SIDE	83520-KYY-G70	ZA	ZA			F-24	1
6	COWL SET, RR.	77215-KYY-760	ZA	ZB			F-23-1	7
7	FENDER, FR. UPPER	61100-KYY-760	ZB	ZB			F-10-1	5
8	GUARD, L. KNUCKLE	53180-KYY-760	ZB	ZB			F-4-1	37
9	GUARD, R. KNUCKLE	53190-KYY-760	ZB	ZB			F-4-1	40
10	HUB SUB ASSY., FR.	44635-KYY-900	ZA	ZA			F-14-10	5
11	HUB SUB ASSY., RR.	42635-KYY-900	ZA	ZA			F-19-10	9
12	LABEL, DRIVE CAUTION	87560-KYY-600	ZB	ZB			F-49	6
13	MARK, HONDA	86101-KYY-760	ZA	ZB			F-50-3	1
14	MARK, L. WING	86202-KYY-760	ZA	ZB			F-50-3	5
15	MARK, R. WING	86201-KYY-760	ZA	ZB			F-50-3	4
16	MARK, SIDE COVER	86833-KYY-G70	ZA	ZA			F-50-3	10
17	PANEL COMP., RR. BRAKE	43100-KYY-900	ZB	ZB			F-18	3
18	PANEL SUB COMP., FR. BRAKE	45010-KYY-900	ZB	ZB			F-13	5
19	SWINGARM SUB ASSY., RR.	52200-KYY-970	ZA	ZA			F-32	11
20	TANK SET, FUEL	17520-KYY-G00	ZA	ZB			F-21	9
21	WHEEL SUB ASSY., FR.	44650-KYY-900	ZB	ZB			F-14-10	6
22	WHEEL SUB ASSY., RR.	42650-KYY-900	ZB	ZB			F-19-10	10

## PARTS CATALOGUE NEWS

BOOKNo. : 13KYYC04

## CGX125SH (CGX125SHE).....4CO

No.	MODEL		CGX125SHE						
	COLOR		Pearl procyon black	Candy aruja blue	Candy lucid red	Applicable model		Applicable block No.	Ref. No.
	CODE		NH-A06P	PB-323C	R-264C	Initial applicable model	Final applicable model		
	Name of colored parts	Basic part No.	NHA06	PB323	R264				
1	BRIDGE, FORK TOP	53230-KYY-900	ZB	ZB	ZB			F-7	8
2	COVER SET, L. SIDE	83620-KYY-600	ZA	ZA	ZA			F-24	4
3	COVER SET, R. SIDE	83520-KYY-600	ZA	ZA	ZA			F-24	1
4	COWL SET, RR.	77215-KYY-900	ZC	ZB	ZA			F-23-1	7
5	FENDER, FR.	61100-KYY-900	ZB	ZC	ZD			F-10	5
6	LABEL, DRIVE CAUTION	87560-KYY-600	ZB	ZB	ZB			F-49	6
7	MARK, HONDA	86613-KYY-900	ZC	ZB	ZA			F-50-2	5
8	MARK, HONDA	86771-KYY-900	ZC	ZB	ZA			F-50-2	6
9	MARK, L. WING	86172-KYY-900	ZC	ZB	ZA			F-50-2	2
10	MARK, R. WING	86171-KYY-900	ZC	ZB	ZA			F-50-2	1
11	MARK, SIDE COVER	86833-KYY-600	ZA	ZA	ZA			F-50-2	14
12	PANEL COMP., RR. BRAKE	43100-KYY-900	ZB	ZB	ZB			F-18	3
13	PANEL SUB COMP., FR. BRAKE	45010-KYY-900	ZB	ZB	ZB			F-13	5
14	TANK SET, FUEL	17520-KYY-601	ZC	ZD	ZE			F-21	9
15	VISOR SET, FR.	61300-KYY-920	ZC	ZB	ZA			F-43	1
16	WHEEL SUB ASSY., FR.	44650-KYY-910	ZA	ZA	ZA			F-14-30	4
17	WHEEL SUB ASSY., RR.	42650-KYY-910	ZA	ZA	ZA			F-19-30	9

## PARTS CATALOGUE NEWS

BOOKNo. : 13KYYC04

Block No.	Ref. No.	Part No.	Description	Reqd. QTY			Base Part No.	Parts catalogue code
				C	D	E		
E-2	17		BAND, WIRE HARNESS.....	-	-	0	90111-GFC-J31	4C0
E-3	3	14430-K09-C00	ARM COMP., IN. VALVE ROCKER... (IN./EX.)	-	-	2		4C0
E-4	4	14502-KYY-901	ROLLER, CAM CHAIN TENSIONER...	-	-	1	14502-KYY-900	4C0
	10	14610-KYY-901	ROLLER COMP., CAM CHAIN GUIDE.	-	-	1	14610-KWB-600	4C0
	12	14670-KYY-901	ROLLER COMP., CAM CHAIN GUIDE.	-	-	1	14670-KYY-900	4C0
E-6	13	31124-KYY-900	CLAMPER, STARTER CABLE.....	-	-	1		4C0
E-9	1	28111-KYY-901	GEAR, STARTER DRIVEN(58T).....	-	-	1		4C0
	2	28120-K09-C01	CLUTCH, ONE WAY.....	-	-	1		4C0
		28120-KYA-901	CLUTCH, ONE WAY.....	-	-	1		4C0
	3	28128-KVC-900	OUTER, STARTING CLUTCH.....	-	-	1		4C0
	4	28131-KYY-900	GEAR, STARTER REDUCTION (13T/43T)	-	-	1		4C0
	5	28132-KWS-900	SHAFT, REDUCTION GEAR.....	-	-	1		4C0
	6	90085-KTC-920	BOLT, SOCKET, 6X14.....	-	-	6		4C0
	7	91011-KYY-901	BEARING, NEEDLE, 21X27X18(NRB)	-	-	1		4C0
E-11	1	31110-KYY-S01	FLYWHEEL COMP. (MITSUBA).....	-	-	1	31110-KYY-972	4C0
	2	31120-KYY-901	STATOR COMP. (MITSUBA).....	-	-	1	31120-KYY-971	4C0
E-13	1	31200-KYY-901	MOTOR ASSY., STARTER.....	-	-	1		4C0
	2	31201-KYY-901	BRUSH SET, TERMINAL.....	-	-	1		4C0
	3	31204-KYY-901	SPRING, BRUSH.....	-	-	2		4C0
	4	31205-KYY-901	BOLT, SETTING.....	-	-	2		4C0
	5	31206-KSS-901	HOLDER SET, BRUSH.....	-	-	1		4C0
	6	31207-KYY-901	RING.....	-	-	2		4C0
	7	31209-KSS-901	COLLAR.....	-	-	1		4C0

## PARTS CATALOGUE NEWS

BOOKNo. : 13KYYC04

Block No.	Ref. No.	Part No.	Description	Reqd. QTY			Base Part No.	Parts catalogue code
				C	D	E		
	8	90071-KYY-901	NUT-WASHER, 6MM.....	-	-	1	400	
	9	90071-K28-910	NUT-WASHER, 6MM.....	-	-	1	400	
	10	91309-KYY-901	O-RING.....	-	-	1	400	
	11	91320-KYY-901	O-RING.....	-	-	3	400	
	12	95701-06025-00	BOLT, FLANGE, 6X25.....	-	-	2	400	
E-13-1	1	31200-KYY-931	MOTOR ASSY., STARTER.....	-	-	1	400	
	2	31201-KYY-931	BRUSH SET, TERMINAL.....	-	-	1	400	
	3	31205-KYY-931	BOLT, SETTING.....	-	-	2	400	
	4	31209-KYY-931	COLLAR.....	-	-	2	400	
	5	90071-KYY-931	NUT-WASHER, 6MM.....	-	-	1	400	
	6	90071-K28-910	NUT-WASHER, 6MM.....	-	-	1	400	
	7	91309-KYY-931	O RING, 24. 4X3. 1.....	-	-	1	400	
	8	91320-KYY-931	O-RING.....	-	-	2	400	
	9	95701-06025-00	BOLT, FLANGE, 6X25.....	-	-	2	400	
E-15	1	11100-KYY-A00	CRANKCASE COMP., R.....	-	-	1	11100-KYY-901	400
	2	11200-KYY-A00	CRANKCASE COMP., L.....	-	-	1	11200-KYY-920	400
	17	32699-KYY-900	CLAMPER A, HARNESS.....	-	-	1	400	
E-16	1	13000-KYY-B60	CRANKSHAFT COMP.....	-	-	1	400	
F-1	1		HEADLIGHT ASSY. (12V 35/35W)...	-	-	0	33100-KTJ-941	400
	2		RIM COMP., HEADLIGHT.....	-	-	0	33101-KTJ-941	400
	3		SPRING, UNIT HOLDER.....	-	-	0	33108-KTJ-941	400
	4		HEADLIGHT UNIT.....	-	-	0	33120-KTJ-941	400
	5		SOCKET ASSY., HEADLIGHT.....	-	-	0	33130-KTJ-941	400
	6		SOCKET COMP., POSITION LIGHT..	-	-	0	33150-KTJ-941	400

## PARTS CATALOGUE NEWS

BOOKNo. : 13KYYC04

Block No.	Ref. No.	Part No.	Description	Reqd. QTY			Base Part No.	Parts catalogue code
				C	D	E		
	7		BULB (12V 5W) (STANLEY).....	-	-	0	33301-SA0-741	4C0
	8		BULB, HEADLIGHT (12V 35/35W)...	-	-	0	34901-388-611	4C0
	9		CASE, HEADLIGHT.....	-	-	0	61300-KYY-970	4C0
	10		COLLAR, HEADLIGHT CASE.....	-	-	0	61302-KVX-700	4C0
	11		NUT, R. HEADLIGHT CASE.....	-	-	0	61303-198-D00	4C0
	12		COLLAR, HEADLIGHT SETTING.....	-	-	0	61304-379-690	4C0
	13		STAY, HEADLIGHT.....	-	-	0	61311-KYY-970	4C0
	14		BOOT, HEADLIGHT STAY UPPER....	-	-	0	61315-KVX-600	4C0
	15		BOOT, HEADLIGHT STAY LOWER....	-	-	0	61316-KVX-600	4C0
	16		SCREW-WASHER, 5X16.....	-	-	0	93892-05016-07	4C0
	17		BOLT, FLANGE, 8X22.....	-	-	0	95701-08022-08	4C0
F-1-1	1	33117-KYY-901	CAP, SPECIAL.....	-	-	2		4C0
	2	33120-KYY-901	HEADLIGHT UNIT.....	-	-	1		4C0
	3	33122-KVX-601	COVER, SOCKET.....	-	-	1		4C0
	4	33130-KYY-901	SOCKET COMP., POSITION.....	-	-	1		4C0
	5	33301-KVJ-911	BULB, POSITION LIGHT (12V 5W)...	-	-	1		4C0
	6	34901-KVJ-911	BULB, HEADLIGHT (HS1) (12V 35/35W)	-	-	1		4C0
	7	53208-GFM-970	CLIP, HEADLIGHT.....	-	-	2		4C0
	8	90103-GFM-970	BOLT, ADJUSTER.....	-	-	1		4C0
	9	90307-GFM-970	WASHER, LOCK, 6MM.....	-	-	1		4C0
F-2	1		BULB, WEDGE BASE (T10) (12V 3.4W)	-	-	0	34908-KYA-601	4C0
	2		BULB, WEDGE BASE (T10) (12V 1.7W)	-	-	0	34910-GFM-901	4C0
	3		SCREW, TAPPING, 4.2X14.....	-	-	0	37111-KVX-600	4C0

## PARTS CATALOGUE NEWS

BOOKNo. : 13KYYC04

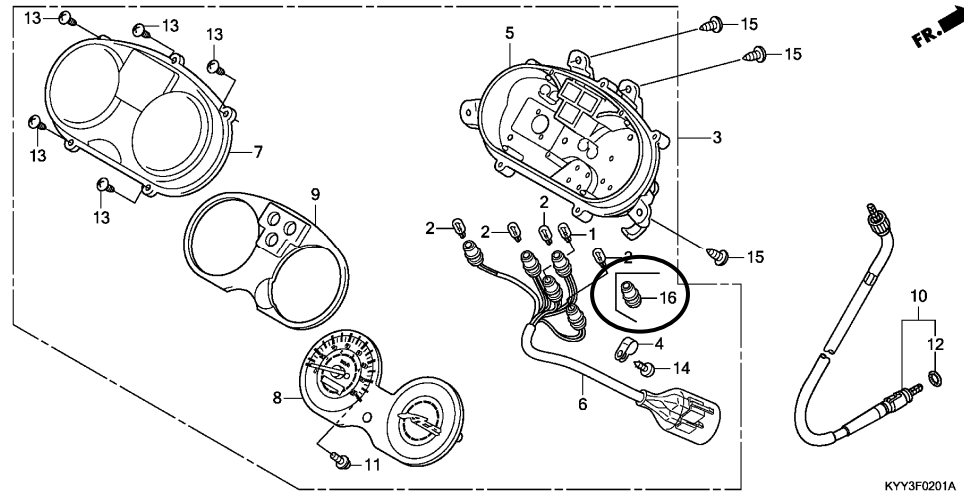
Block No.	Ref. No.	Part No.	Description	Reqd. QTY			Base Part No.	Parts catalogue code
				C	D	E		
	4		SPEEDOMETER ASSY.....	-	-	0	37200-KYY-970	4C0
	5		CASE COMP., METER.....	-	-	0	37210-KYY-970	4C0
	6		RUBBER, METER SETTING.....	-	-	0	37215-KPN-J00	4C0
	7		CLAMP.....	-	-	0	37215-KR1-760	4C0
	8		SPEEDOMETER COMP. (KPH).....	-	-	0	37220-KYY-970	4C0
	9		CASE, LOWER.....	-	-	0	37223-KYY-970	4C0
	10		SOCKET COMP.....	-	-	0	37224-KYY-970	4C0
	11		CABLE ASSY., SPEEDOMETER.....	-	-	0	44830-KYY-901	4C0
	12		EMBLEM, PRODUCT.....	-	-	0	86150-KYS-940	4C0
	13		WASHER, PLAIN, 6MM.....	-	-	0	90525-KYY-970	4C0
	14		O-RING, 8. 5X1. 5 (ARAI).....	-	-	0	91352-671-003	4C0
			O-RING, 8. 5X1. 5 (NOK).....	-	-	0	91352-671-004	4C0
	15		SCREW-WASHER, 4X12.....	-	-	0	93891-04012-00	4C0
	16		SCREW, TAPPING, 3X12.....	-	-	0	93901-22320	4C0
	17		SCREW, TAPPING, 4X12.....	-	-	0	93903-24320	4C0
	18		NUT, HEX., 6MM.....	-	-	0	94001-06080-0S	4C0

PARTS CATALOGUE NEWS

BOOKNo. : 13KYYC04

Block No.	Ref. No.	Part No.	Description	Reqd. QTY	Base Part No.	Parts catalogue code
-----------	----------	----------	-------------	-----------	---------------	----------------------

F-2-1 METER (2)



KYY3F0201A

F-2-1	1	34909-GGC-900	BULB, WEDGE BASE (T10 12V 3W) ..	-	-	1	400
	2	34910-GFM-901	BULB, WEDGE BASE (T10) (12V 1.7W)	-	-	4	400
	3	37200-KYY-C51	SPEEDOMETER ASSY. (KPH) .....	-	-	1	400
	4	37215-KR1-760	CLAMP .....	-	-	1	400
	5	37220-KYY-C51	CASE ASSY. ....	-	-	1	400
	6	37224-KYY-980	SOCKET COMP. ....	-	-	1	400
	7	37230-KYY-901	LENS. ....	-	-	1	400
	8	37230-KYY-C51	SPEEDOMETER COMP. (KPH) .....	-	-	1	400
	9	37240-KYY-980	PLATE ASSY., REFLECTING. ....	-	-	1	400
	10	44830-KYY-C51	CABLE ASSY., SPEEDOMETER. ....	-	-	1	400
	11	90035-GFM-901	SCREW-WASHER, SPECIAL, 4X12...	-	-	2	400



## PARTS CATALOGUE NEWS

BOOKNo. : 13KYYC04

Block No.	Ref. No.	Part No.	Description	Reqd. QTY			Base Part No.	Parts catalogue code
				C	D	E		
	12	91352-671-004	O-RING, 8. 5X1. 5 (NOK) .....	-	-	1	4C0	
		91352-GFC-900	O-RING, 8. 5X1. 5 .....	-	-	1	4C0	
	13	93901-22320	SCREW, TAPPING, 3X12 .....	-	-	5	4C0	
	14	93903-24320	SCREW, TAPPING, 4X12 .....	-	-	1	4C0	
	15	93903-35320	SCREW, TAPPING, 5X16 .....	-	-	4	4C0	
	16	32742-KYY-C51	SOCKET, OUTER .....	-	-	1	4C0	
F-4	1		CABLE SET, THROTTLE .....	-	-	0	17920-KYY-970	4C0
	2		CABLE COMP., CLUTCH .....	-	-	0	22870-KYY-971	4C0
	3		BAND B1, WIRE .....	-	-	0	32161-404-000	4C0
	4		SWITCH ASSY., WINKER .....	-	-	0	35200-KYY-970	4C0
	7		SWITCH ASSY., FR. STOP .....	-	-	0	35340-KWK-901	4C0
	8		CABLE COMP., FR. BRAKE .....	-	-	0	45450-KYY-970	4C0
	9		HOLDER, MASTER CYLINDER .....	-	-	0	45517-KCS-W60	4C0
	10		GRIP COMP., THROTTLE .....	-	-	0	53140-KYY-970	4C0
	11		GRIP, L. HANDLE .....	-	-	0	53166-KYY-970	4C0
	12		HOUSING, THROTTLE .....	-	-	0	53167-GE4-000	4C0
			(UNDER)					
	13		HOUSING, UNDER THROTTLE .....	-	-	0	53168-KYY-920	4C0
			(UPPER)					
	14		COVER, R. HANDLE LEVER .....	-	-	0	53171-402-700	4C0
	15		BRACKET, R. HANDLE LEVER .....	-	-	0	53171-KYY-900	4C0
	16		COVER, L. HANDLE LEVER .....	-	-	0	53172-402-700	4C0
	17		BRACKET, L. HANDLE LEVER .....	-	-	0	53172-KYY-920	4C0
	18		LEVER COMP., R. HANDLE .....	-	-	0	53175-KYY-900	4C0
	19		LEVER COMP., L. HANDLE .....	-	-	0	53178-KYY-900	4C0

## PARTS CATALOGUE NEWS

BOOKNo. : 13KYYC04

Block No.	Ref. No.	Part No.	Description	Reqd. QTY			Base Part No.	Parts catalogue code
				C	D	E		
	20		BOLT, WIRE ADJUSTING.....	-	-	0	53192-KTJ-900	4C0
	24		BOLT, HANDLE LEVER PIVOT.....	-	-	0	90113-KYY-900	4C0
	26		NUT, FIXING.....	-	-	0	90321-KTJ-900	4C0
	27		SCREW, PAN, 5X20.....	-	-	0	93500-05020-0G	4C0
	28		SCREW, PAN, 5X25.....	-	-	0	93500-05025-0A	4C0
	30		NUT, FLANGE, 6MM.....	-	-	0	94050-06000	4C0
	31		BOLT, FLANGE, 6X22.....	-	-	0	95701-06022-07	4C0
F-4-1	1	17920-KYY-308	CABLE SET, THROTTLE.....	-	-	1		4C0
	2	22870-KYY-901	CABLE COMP., CLUTCH.....	-	-	1		4C0
	3	32161-404-000	BAND B1, WIRE.....	-	-	2		4C0
	4	35150-KYY-902	SWITCH ASSY., STARTER.....	-	-	1		4C0
	5	35200-KYY-901	SWITCH ASSY., WINKER.....	-	-	1		4C0
	6	35330-KWK-901	SWITCH COMP., FR. LEVER.....	-	-	1		4C0
	7	35340-KYY-901	SWITCH ASSY., FR. STOP.....	-	-	1		4C0
	8	45450-KYY-900	CABLE COMP., FR. BRAKE.....	-	-	1		4C0
	9	45517-KCS-W60	HOLDER, MASTER CYLINDER.....	-	-	2		4C0
	10	53140-KYY-970	GRIP COMP., THROTTLE.....	-	-	1		4C0
	11	53166-KYY-970	GRIP, L. HANDLE.....	-	-	1		4C0
	12	53171-402-700	COVER, R. HANDLE LEVER.....	-	-	1		4C0
	13	53171-KYY-900	BRACKET, R. HANDLE LEVER.....	-	-	1		4C0
	14	53172-402-700	COVER, L. HANDLE LEVER.....	-	-	1		4C0
	15	53172-KYY-900	BRACKET, L. HANDLE LEVER.....	-	-	1		4C0
	16	53175-KYY-900	LEVER COMP., R. HANDLE.....	-	-	1		4C0
	17	53178-KYY-900	LEVER COMP., L. HANDLE.....	-	-	1		4C0

## PARTS CATALOGUE NEWS

BOOKNo. : 13KYYC04

Block No.	Ref. No.	Part No.	Description	Reqd. QTY			Base Part No.	Parts catalogue code
				C	D	E		
	18	53192-KTJ-900	BOLT, WIRE ADJUSTING.....	-	-	1	4C0	
	24	90113-KYY-900	BOLT, HANDLE LEVER PIVOT.....	-	-	2	4C0	
	27	90321-KTJ-900	NUT, FIXING.....	-	-	1	4C0	
	28	93500-05020-0G	SCREW, PAN, 5X20.....	-	-	2	4C0	
	29	93500-05025-0G	SCREW, PAN, 5X25.....	-	-	2	4C0	
	30	94050-06000	NUT, FLANGE, 6MM.....	-	-	2	4C0	
	31	95701-06022-07	BOLT, FLANGE, 6X22.....	-	-	4	4C0	
F-7	7	53100-KYY-C50	PIPE, STEERING HANDLE.....	-	-	1	53100-KYY-970	4C0
	8	53230-KYY-900ZB	BRIDGE, FORK TOP *NH1*..... BLACK	-	-	1		4C0
	9		BRIDGE, FORK TOP *NH1*..... BLACK	-	-	0	53230-KYY-970ZB	4C0
F-21	11	17620-KYY-971	CAP COMP., FUEL FILLER.....	-	-	1	17620-KVX-A00	4C0
F-24	1	83520-KYY-G70ZA	COVER SET, R. SIDE (WL) *TYPE1*.....	-	-	1	83520-KYY-G00ZB	2PE, 3PE
	4	83620-KYY-G70ZA	COVER SET, L. SIDE (WL) *TYPE1*.....	-	-	1	83620-KYY-G00ZB	2PE, 3PE
F-25-1	1	17211-KVC-680	ELEMENT COMP., AIR CLEANER....	-	-	1	17211-KVX-600	4C0
F-29	8		SWITCH ASSY., RR. STOP.....	-	-	0	35350-KYY-971	4C0
	23	35350-KYY-901	SWITCH ASSY., RR. STOP.....	-	-	1		4C0
F-35	1	33400-KYY-F21	WINKER ASSY., R. FR. (12V 10W).	-	-	1	33400-KYY-970	4C0
	5	33450-KYY-F21	WINKER ASSY., L. FR. (12V 10W).	-	-	1	33450-KYY-970	4C0
	6	33600-KYY-F01	WINKER ASSY., R. RR. (12V 10W).	-	-	1	33600-KYY-901	4C0
	7		COLLAR, FR. WINKER.....	-	-	0	33650-KAF-000	4C0
	8	33650-KYY-F01	WINKER ASSY., L. RR. (12V 10W).	-	-	1	33650-KYY-901	4C0
	9	34904-KYY-F01	BULB, WINKER LIGHT (12V 10W)... (FR.)	-	-	2	34907-KVX-600	4C0

## PARTS CATALOGUE NEWS

BOOKNo. : 13KYYC04

Block No.	Ref. No.	Part No.	Description	Reqd. QTY			Base Part No.	Parts catalogue code
				C	D	E		
	10	61315-KYY-900	PLATE, FR. WINKER.....	-	-	2		400
	14	34904-KYY-F01	BULB, WINKER LIGHT (12V 10W)... (RR.)	-	-	2	34907-KVX-600	400
F-36-1	1	33701-KYY-F01	TAILLIGHT UNIT (P21/5W).....	-	-	1	33701-KYY-901	400
	2	33703-KYY-F01	BASE COMP., TAILLIGHT.....	-	-	1	33703-KYY-901	400
	6	34903-K09-C01	BULB, STOP & TAILLIGHT (P21/5W)	-	-	1	34906-447-711	400
	11	33702-KYY-F01	SCREW, TAPPING, 4.2X19.....	-	-	2	93901-44580	400
F-37	1		COLLAR, AIR CLEANER.....	-	-	0	17223-KVX-600	400
	2		BATTERY (CB3L-A) (SPANISH).....	-	-	0	31500-KYY-631	400
			BATTERY (12M3L-A) (YUSAN) (SPANISH)	-	-	0	31500-KYY-C11	400
	3		TUBE, BATTERY BREATHER.....	-	-	0	31502-KYY-970	400
	4		BOX, BATTERY.....	-	-	0	50325-KYY-970	400
	5		BAND, BATTERY.....	-	-	0	50326-KYY-970	400
	6		RUBBER, BATTERY BOX.....	-	-	0	83618-323-000	400
	7		BOLT, FLANGE, 6MM.....	-	-	0	90111-162-000	400
	8		NUT, CLIP, 6MM.....	-	-	0	90311-KSH-900	400
	9		SCREW, TAPPING, 5X16.....	-	-	0	93903-25380	400
	10		BOLT, FLANGE, 6X16.....	-	-	0	95701-06016-08	400
F-37-1	1	17223-KVX-600	COLLAR, AIR CLEANER.....	-	-	1		400
	2	31500-KTJ-A41	BATTERY, (12N7A-3A).....	-	-	1		400
		31500-KYY-G01	BATTERY (12M7A-3A) (SPANISH)....	-	-	1		400
	3	31502-KYY-930	TUBE, BATTERY BREATHER.....	-	-	1		400
	4	32106-KTT-900	SUSPENSION, FUSE.....	-	-	1		400
	5	32126-KYY-901	CASE, FUSE (15A).....	-	-	1		400

## PARTS CATALOGUE NEWS

BOOKNo. : 13KYYC04

Block No.	Ref. No.	Part No.	Description	Reqd. QTY			Base Part No.	Parts catalogue code
				C	D	E		
	6	32127-KYY-901	CASE, FUSE (20A).....	-	-	1	4C0	
	7	32401-KYY-S00	CABLE, STARTER MAGNETIC BATTERY	-	-	1	4C0	
	8	32406-KEH-660	COVER B, STARTER MAGNETIC TERMINAL	-	-	1	4C0	
	9	32410-KYY-900	CABLE, STARTER MOTOR.....	-	-	1	4C0	
	10	32601-KYY-900	CABLE, BATTERY EARTH.....	-	-	1	4C0	
	11	35850-KWK-901	SWITCH ASSY., STARTER MAGNETIC	-	-	1	4C0	
	12	35856-KYY-930	RUBBER A, SHOCK.....	-	-	1	4C0	
	13	35857-KVX-601	RUBBER B, SHOCK.....	-	-	1	4C0	
	14	50325-KYY-900	BOX, BATTERY.....	-	-	1	4C0	
	15	50326-KYY-900	BAND, BATTERY.....	-	-	1	4C0	
	16	83618-323-000	RUBBER, BATTERY BOX.....	-	-	1	4C0	
	17	90111-162-000	BOLT, FLANGE, 6MM.....	-	-	2	4C0	
	18	90311-KSH-900	NUT, CLIP, 6MM.....	-	-	2	4C0	
	19	93903-25380	SCREW, TAPPING, 5X16.....	-	-	1	4C0	
	20	95701-06016-08	BOLT, FLANGE, 6X16.....	-	-	1	4C0	
	21	98200-21500	FUSE B (15A).....	-	-	2	4C0	
	22	98200-22000	FUSE B (20A).....	-	-	2	4C0	
	23	94002-06080-0S	NUT, HEX., 6MM.....	-	-	2	4C0	
	24	94111-06800	WASHER, SPRING, 6MM.....	-	-	2	4C0	
F-38	1		C. D. I. UNIT (DC).....	-	-	0	30410-KYY-970	4C0
	2		COIL ASSY., IGNITION.....	-	-	0	30500-KYY-901	4C0
	3		CAP ASSY., NOISE SUPPRESSOR...	-	-	0	30700-KYY-901	4C0
	4		RECTIFIER ASSY., REGULATE.....	-	-	0	31600-KYY-971	4C0

## PARTS CATALOGUE NEWS

BOOKNo. : 13KYYC04

Block No.	Ref. No.	Part No.	Description	Reqd. QTY			Base Part No.	Parts catalogue code
				C	D	E		
	5		HARNES, WIRE.....	-	-	0	32100-KYY-610	400
	6		SUSPENSION, FUSE.....	-	-	0	32106-KYY-970	400
	7		CASE, FUSE (15A).....	-	-	0	32126-KYY-901	400
	8		CASE, FUSE (20A).....	-	-	0	32127-KYY-901	400
	9		HORN COMP. (HIGH).....	-	-	0	38110-KYY-901	400
	10		RELAY COMP., WINKER.....	-	-	0	38301-KVX-601	400
	11		SUSPENSION, WINKER RELAY.....	-	-	0	38306-KYY-970	400
	12		STRAP, CABLE.....	-	-	0	90113-GFC-J31	400
	13		BOLT, FLANGE, 6X12.....	-	-	0	95701-06012-07	400
	14		BOLT, FLANGE, 6X14.....	-	-	0	95701-06014-08	400
	15		BOLT, FLANGE, 6X16.....	-	-	0	95701-06016-08	400
	16		FUSE B (15A).....	-	-	0	98200-21500	400
	17		FUSE B (20A).....	-	-	0	98200-22000	400
	18		FUSE B (15A).....	-	-	0	98200-21500	400
	19		FUSE B (20A).....	-	-	0	98200-22000	400

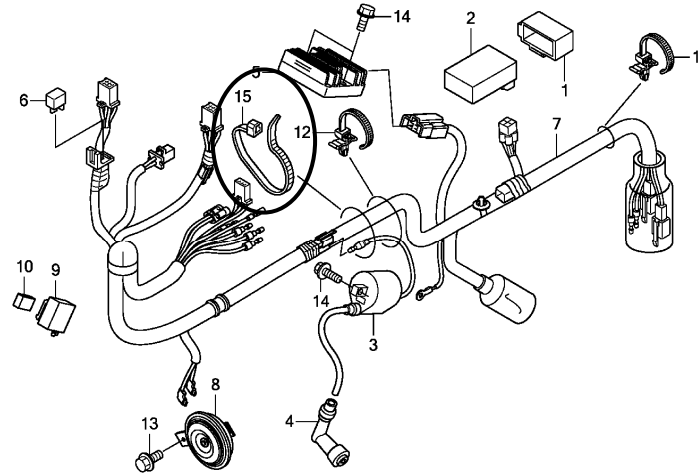
BOOKNo. : 13KYYC04

Block No.	Ref. No.	Part No.	Description	Reqd. QTY	Base Part No.	Parts catalogue code
-----------	----------	----------	-------------	-----------	---------------	----------------------

CGX125SH  
C D E

**F-38-1 WIRE HARNESS (2)**

Ref. No.	(Relative ref. Number)	Description	FRT
6	6131D9	RECTIFIER, SILICON (A) .....	0.3



KYY3F3801A

F-38-1	1	30401-KYA-601	CUSHION, C. D. I. UNIT.....	-	-	1	4C0
	2	30410-KYY-970	C. D. I. UNIT (DC).....	-	-	1	4C0
	3	30500-KYY-901	COIL ASSY., IGNITION.....	-	-	1	4C0
	4	30700-KYY-901	CAP ASSY., NOISE SUPPRESSOR...	-	-	1	4C0
	5	31600-KYY-S00	RECTIFIER ASSY., REGULATE.....	-	-	1	4C0
	6	31700-KVX-701	RECTIFIER ASSY., SILICON.....	-	-	1	4C0
	7	32100-KYY-C50	HARNESS, WIRE.....	-	-	1	4C0
	8	38110-KYY-901	HORN COMP. (HIGH).....	-	-	1	4C0
	9	38301-KVX-601	RELAY COMP., WINKER.....	-	-	1	4C0
	10	38306-KVX-600	SUSPENSION, WINKER RELAY.....	-	-	1	4C0
	12	90113-GFC-J31	STRAP, CABLE.....	-	-	1	4C0
	13	95701-06012-07	BOLT, FLANGE, 6X12.....	-	-	1	4C0

PARTS CATALOGUE NEWS

BOOKNo. : 13KYYC04

Block No.	Ref. No.	Part No.	Description	Reqd. QTY			Base Part No.	Parts catalogue code
				C	D	E		
	14	95701-06016-08	BOLT, FLANGE, 6X16.....	-	-	4	4C0	
	15	90111-GFC-J31	BAND, WIRE HARNESS.....	-	-	1	4C0	
F-39-1	1	50100-KYY-C50	BODY COMP., FRAME.....	-	-	1	50100-KYY-980	4C0
	4	50351-KYY-900	PLATE, FR. ENGINE HANGER.....	-	-	1	50351-KYY-920	4C0
F-43	1	61300-KYY-920ZA	VISOR SET, FR. (WL) *TYPE1*.....	-	-	1		4C0
		61300-KYY-920ZB	VISOR SET, FR. (WL) *TYPE2*.....	-	-	1		4C0
		61300-KYY-920ZC	VISOR SET, FR. (WL) *TYPE3*.....	-	-	1		4C0
	2	61310-KYY-900	COVER ASSY., HEADLIGHT RR. ....	-	-	1		4C0
	3	61313-KYY-900	PLUG, BLIND.....	-	-	1		4C0
	4	61314-KYY-900	COLLAR, HEADLIGHT RR. COVER...	-	-	4		4C0
	5	64615-KR1-860	RUBBER, LOWER COWL MOUNTING...	-	-	4		4C0
	6	86150-KYS-940	EMBLEM, PRODUCT.....	-	-	1		4C0
	7	90502-KYY-900	WASHER, HEADLIGHT RR. COVER...	-	-	4		4C0
	8	90677-GFM-970	NUT, CLIP, 5MM.....	-	-	5		4C0
	9	91510-KYA-600	SCREW, PAN, 5X15.....	-	-	5		4C0
	10	95701-06022-08	BOLT, FLANGE, 6X22.....	-	-	4		4C0
F-50-1	1		MARK, HONDA *TYPE1*.....	-	-	0	86771-KYY-900ZA	4C0
			MARK, HONDA *TYPE2*.....	-	-	0	86771-KYY-900ZB	4C0
			MARK, HONDA *TYPE3*.....	-	-	0	86771-KYY-900ZC	4C0
	2		MARK, R. WING *TYPE1*.....	-	-	0	86171-KYY-900ZA	4C0

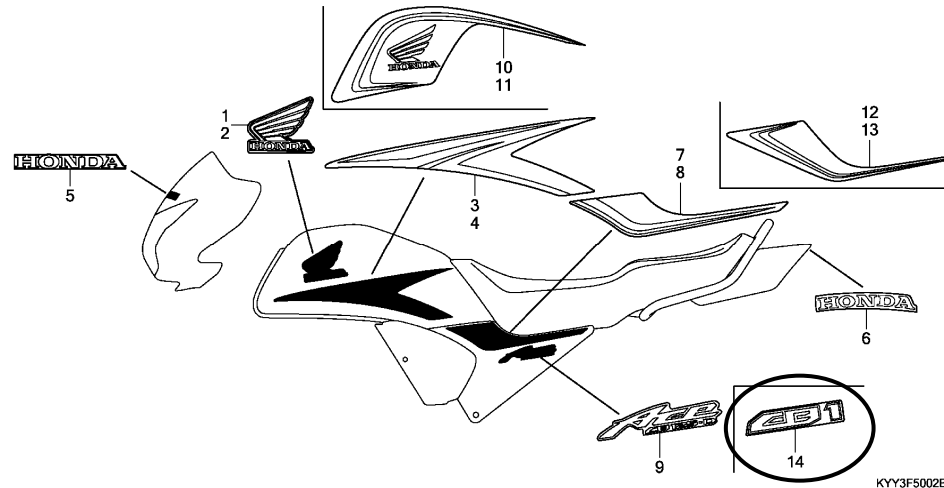


PARTS CATALOGUE NEWS

BOOKNo. : 13KYYC04

Block No.	Ref. No.	Part No.	Description	Reqd. QTY			Base Part No.	Parts catalogue code
				C	D	E		
			MARK, R. WING *TYPE2*.....	-	-	0	86171-KYY-900ZB	4C0
			MARK, R. WING *TYPE3*.....	-	-	0	86171-KYY-900ZC	4C0
	3		MARK, L. WING *TYPE1*.....	-	-	0	86172-KYY-900ZA	4C0
			MARK, L. WING *TYPE2*.....	-	-	0	86172-KYY-900ZB	4C0
			MARK, L. WING *TYPE3*.....	-	-	0	86172-KYY-900ZC	4C0
	4		MARK, SIDE COVER (CB1) *TYPE1*.....	-	-	0	86833-KYY-600ZA	4C0

F-50-2 MARK/STRIPE (3)



F-50-2	1	86171-KYY-900ZA	MARK, R. WING *TYPE1*.....	-	-	1		4C0
		86171-KYY-900ZB	MARK, R. WING *TYPE2*.....	-	-	1		4C0

## PARTS CATALOGUE NEWS

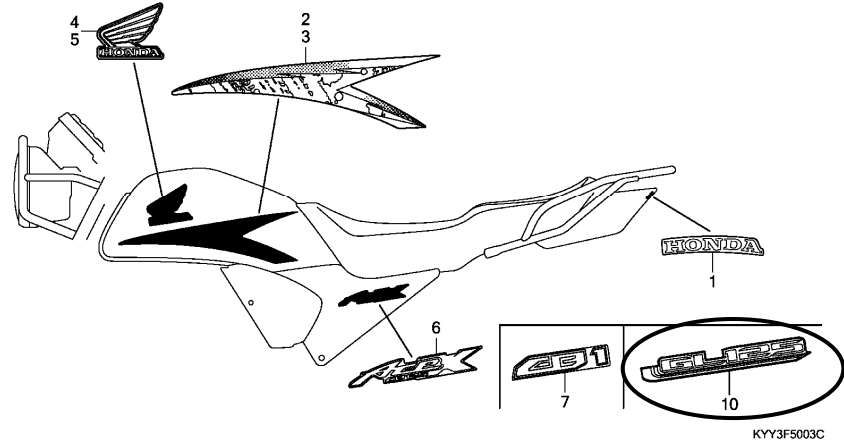
BOOKNo. : 13KYYC04

Block No.	Ref. No.	Part No.	Description	Reqd. QTY			Base Part No.	Parts catalogue code
				C	D	E		
		86171-KYY-900ZC	MARK, R. WING *TYPE3*.....	-	-	1	400	
	2	86172-KYY-900ZA	MARK, L. WING *TYPE1*.....	-	-	1	400	
		86172-KYY-900ZB	MARK, L. WING *TYPE2*.....	-	-	1	400	
		86172-KYY-900ZC	MARK, L. WING *TYPE3*.....	-	-	1	400	
	5	86613-KYY-900ZA	MARK, HONDA *TYPE1*.....	-	-	1	400	
		86613-KYY-900ZB	MARK, HONDA *TYPE2*.....	-	-	1	400	
		86613-KYY-900ZC	MARK, HONDA *TYPE3*.....	-	-	1	400	
	6	86771-KYY-900ZA	MARK, HONDA *TYPE1*.....	-	-	1	400	
		86771-KYY-900ZB	MARK, HONDA *TYPE2*.....	-	-	1	400	
		86771-KYY-900ZC	MARK, HONDA *TYPE3*.....	-	-	1	400	
	14	86833-KYY-600ZA	MARK, SIDE COVER (GB1) *TYPE1*.....	-	-	2	400	

PARTS CATALOGUE NEWS

BOOKNo. : 13KYYC04

Block No.	Ref. No.	Part No.	Description	Reqd. QTY CGX125SH C D E	Base Part No.	Parts catalogue code
F-50-3		MARK/STRIPE (4)				



F-50-3	7		MARK, SIDE COVER (CB1) *TYPE1*.....	- - 0	86833-KYY-600ZA	2PE, 3PE
	10	86833-KYY-G70ZA	MARK, SIDE COVER (GL125) *TYPE1*.....	- - 2		2PE, 3PE