



# CB500X / CB500XA

CB500X<sub>G</sub>  
CB500XA<sub>G</sub>

PARTS CATALOGUE

1

Prohibida la Reproducción y Distribución  
Bolivia | Bolivia | Douglas Parada Viana

---

FOREWORD INDEX

**1**

---

ENGINE GROUP

**2**

---

FRAME GROUP

**3**

---

PART NUMBER INDEX

**4**

---

PART NAME INDEX

**5**

---

**Prohibida la Reproducción y Distribución**  
**Bolivia | Bolivia | Douglas Parada Viana**

**Instruction for use of parts catalogue**

- **This parts catalogue has been created as of December 20, 2015.**
  - Since this date, the sales practice for repair parts may have been changed or the parts may have been eliminated (listed for those not for sale).
  - The modified information is reflected on the latest Electronic Parts Catalogue (EPC). Also, refer to the parts catalogue news for any change.
  - See the parts catalogue news for any revision that is made after December 20, 2015.
- **Always specify the part number when ordering a part.**
  - Check the model, type, serial numbers, color, maker, and the size as needed before ordering a part.
  - Note that the illustrations (part drawings) can differ from the actual parts in shape. They are given just to help you to refer to the parts.
- **When modifications or additions to this parts catalogue are made, a revised edition will be issued at an appropriate time, with successively progressing revision numbers on the cover. We recommend obtaining such revisions in order to keep your parts catalogue up-to-date at all times. To check whether a parts catalogue revision has been issued, please contact your Honda distributor.**

Initial version issue date  
December 20, 2015  
**Honda Motor Co., Ltd.**

**CONTENTS**

	Page	Address No.	
● Instruction for use of parts catalogue .....	1	B 1	<b>1</b>
● How to refer to the part information .....	2	B 2	
● Part catalogue structure .....	3	B 3	
● When the parts were revised.....	5	B 5	
● Abbreviations used in the parts catalogue.....	5	B 5	
● Part block and serial number check .....	6	B 6	
● Color label attachment position check.....	6	B 6	
● Models, parts catalogue codes and applicable serial numbers .....	7	B 7	
● Color label .....	8	B 8	
● Color chart.....	9	B 9	
● Fuel hose, general purpose hoses and vinyl hose.....	22	C 6	
● FLAT RATE SERVICE TIME .....	26	C10	
● Illustrated index .....	31	C15	
● ENGINE GROUP.....	39	E 1	<b>2</b>
● FRAME GROUP.....	66	G 1	<b>3</b>
● PART NO. INDEX.....	124	K 1	<b>4</b>
● PART NAME INDEX.....	129	L 1	<b>5</b>

How to refer to the part information

A Reference with "Illustrated index"

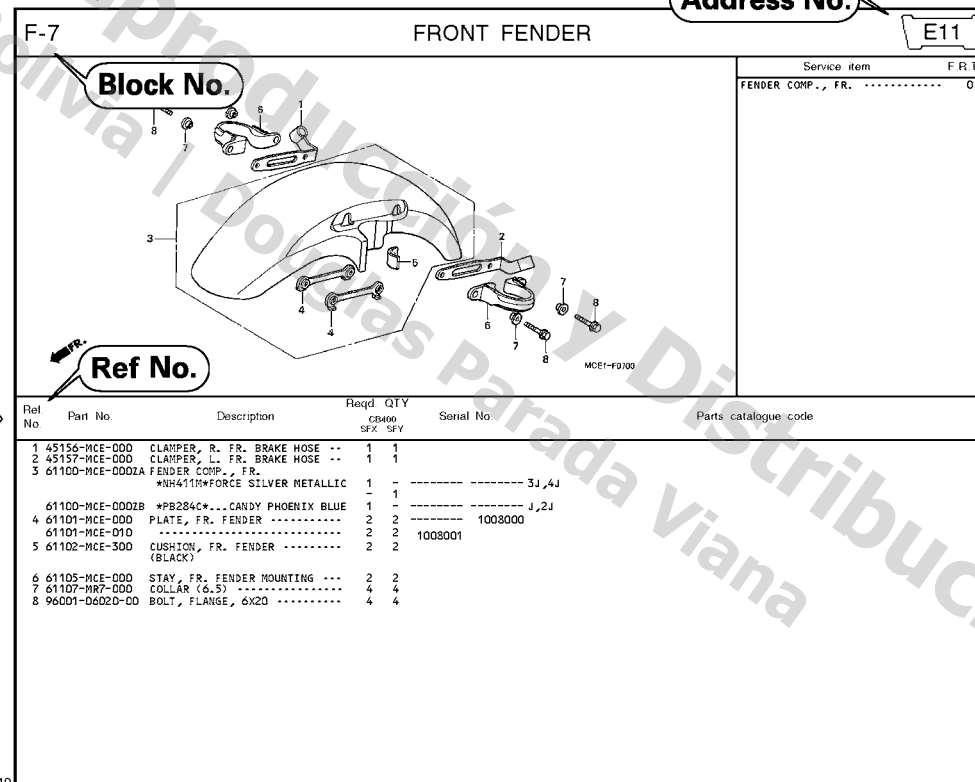


B Reference with "Part number index"

PART NO. INDEX					
Part Number	Address	Page	Ref.	Part Number	Address Page Ref.
04000				13323-MY9-751	C12 28 10 14921
04911-MCE-000	C10	26	1	13324-MY9-751	C12 28 10 14931
				13325-MY9-751	C12 28 10 14932
				13327-MY9-751	C12 28 10 14933
06000				14000	14933
06405-MY9-P00	F13	67	3	14100-MCE-000	B13 13 2 14933
06405-MY9-P10	F13	67	3	14200-MCE-000	B13 13 3 14933
06410-MY9-860	F2	56	1	14321-MCE-000	B16 16 2 14933
06435-MCE-006	F1	55	1	14401-MCE-003	B16 16 3 14933
06451-769-405	E13	51	2	14510-MBE-000	B16 16 4 14941
06451-443-405	F1	55	2	14520-MY9-691	B16 16 5 14944
06451-MA7-405	E13	51	1	14524-MY9-690	B16 16 6 14944
06455-MCE-006	E13	51	3	14546-MCE-000	B16 16 7 14944
				14620-MY9-691	B16 16 8 14944
11000				14711-MCE-000	B13 13 4 14944
11210-MCE-000	C9	25	1	14712-MCE-000	B13 13 5 14944
11330-MCE-305	C2	18	1	14721-MCE-000	B13 13 6 14944
11333-KT8-000	C6	22	1	14722-MCE-000	B13 13 7 14944
11335-MCE-000	C2	18	2	14730-MCE-000	B13 13 8 14944
11360-MCE-000	C7	23	1	14731-MCE-000	B13 13 9 14944
11365-MCE-000	C7	23	2	14731-MY9-751	B13 13 10 14945
11396-MY9-000	C2	18	3	14751-KY2-000	B13 13 11 14945
11631-MCE-000	C5	21	1	14751-MCE-000	B13 13 12 14945
11691-MY9-000	C5	21	2	14761-MCE-000	B13 13 13 14945

C Reference with "Part name index"

PART NAME INDEX					
Part name	Address	Page	Ref.	Part name	Address Page Ref.
[ A ]				BOLT , CHANG I	
ADJUSTER , CHAIN	F13	67	5	BOLT , CLUTC H	
ARM COMP. , SEA R CHANGE	F10	64	3	BOLT , CONNECT	
ARM , L. MAIN STEP	F11	65	8	BOLT , DISK , 6	
ARM , L. PILLI O STEP	F11	65	12	BOLT , DISK , 8	
ARM , R. MAIN STEP	F11	65	5	BOLT , DRAIN I	
ARM , R. PILLI O STEP	F11	65	11	BOLT , FLANG E	
AUT O DOC K ASSY. , FUEL	F4	58	2	BOLT , FLANG E	
AXLE , FR. WHEEL	E14	52	3	BOLT , FLANG E	
AXLE , RR. WHEEL	F2	56	5	BOLT , FLANG E	
[ B ]				BOLT , FLANG E	
BAG , AIR PRESSUR E GAUGE	F67	77	4	BOLT , FLANG E	
BAG , SERVICE BOOK	F67	77	1	BOLT , FLANG E	
BAG , TOOL	F67	77	3	BOLT , FLANG E	
BALL , STEEL	F11	65	20	BOLT , FLANG E	
BAND , A , INSULATOR	B11	11	11	BOLT , FLANG E	
BAND , B , INSULATOR	B11	11	12	BOLT , FLANG E	
BAND , AIR CLEANER CONNECTING				BOLT , FLANG E	
BAND , U-LOCK	F8	62	22	BOLT , FLANG E	
BAND , WIRE	F16	70	5	BOLT , FLANG E	
	C10	26	14		
	E5	43	21		
	R4	74	1R		



Page No.

2000.09.01 E

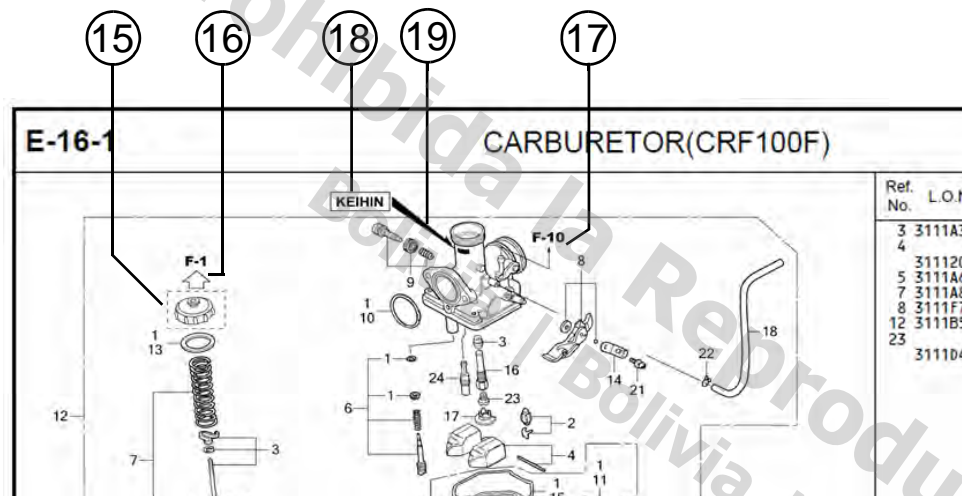
Part catalogue structure



F-7 FRONT FENDER




Service Item F.R.T.  
FENDER COMP., FR. .... 0.3



Ref. No.	Part No.	Description	Reqd. QTY (3D-400 SFX SFX)	Serial No.	Parts catalogue code
1	45156-MCE-000	CLAMPER, R. FR. BRAKE HOSE ..	1 1		
2	45157-MCE-000	CLAMPER, L. FR. BRAKE HOSE ..	1 1		
3	61100-MCE-000ZA	FENDER COMP., FR. *NH411M*FORCE SILVER METALLIC	1 -	----- 3J,4J	
	61100-MCE-000ZB	*PB284C*...CANDY PHOENIX BLUE	- 1	----- J,2J	
4	61101-MCE-000	PLATE, FR. FENDER .....	2 2	1008000	
	61101-MCE-010	.....	2 2	1008001	
5	61102-MCE-300	CUSHION, FR. FENDER .....	2 2		
		(BLACK)			

- ① **Address number**
  - Address No. is provided (in place of the page No.) to help you refer to the part with the part No. or part name.
- ② **Block title** ③ **Block number**
- ④ **Service item/Flat rate time**
- ⑤ **Reference number**
  - Title number marked with the parenthesis or parentheses indicates that it continues from the previous page.
- ⑥ **Part number** ⑦ **Honda color code**
- ⑧ **Description**
- ⑨ **Assemblies**
  - Sections framed with broken lines in the exploded view drawings are available as complete assemblies. (Their individual parts can also be obtained.)
- ⑩ **Color description**
- ⑪ **Note**
  - Notes are shown with the parentheses in the part name column.
- ⑫ **Required quantity**
  - Reqd. QTY shown in the parenthesis or parentheses indicates the optional part.
  - Reqd. QTY marked with "N" indicates the optional part that should be selected as needed.
  - Reqd. QTY indicates the number of the part used in the block.
- ⑬ **Serial number**
- ⑭ **Parts catalogue code**
  - When the parts catalogue code column is blank, it indicates that the part is applicable to all codes.



⑮    
 • Parts enclosed within a dotted line  are covered in a different block.

⑯    
 • A hollow arrow  indicates the block No. for the parts enclosed within a dotted line .


⑰    
 • A solid arrow  indicates the block No. the part in question is connected to.

⑱ **Replacement Identification Information for Designated Part No.**


⑲ **Location of Replacement Identification Information for Designated Part No.**

- If an arrow mark is indicated in 19, the part is incompatible with a different part No.
- Make sure to order the part of the same manufacture, including the component part.
- To make an order, indicate the part No., which includes the symbol displayed on the applicable section of the part to be replaced.

When the parts were revised



Abbreviations used in the parts catalogue



Ref. No.	Part No.	Description	Reqd. QTY		Serial No.
			CB400	SFX SFY	
1	45156-MCE-000	CLAMPER, R. FR. BRAKE HOSE ..	1	1	
2	45157-MCE-000	CLAMPER, L. FR. BRAKE HOSE ..	1	1	
3	61100-MCE-000ZA	FENDER COMP., FR. *NH411M*FORCE SILVER METALLIC	1	-	3J,4J
	61100-MCE-000ZB	*PB284C*...CANDY PHOENIX BLUE	1	-	J,2J
4	61101-MCE-000	PLATE, FR. FENDER (###).....	2	2	1008000
	61101-MCE-010	.....	2	2	1008001
5	61102-MCE-300	CUSHION, FR. FENDER ..... (BLACK)	2	2	
6	61105-MCE-000	STAY, FR. FENDER MOUNTING ...	2	2	
7	61107-MR7-000	COLLAR (6,5) .....	4	4	
8	96001-06020-00	BOLT, FLANGE, 6X20 .....	4	4	

The number has been used from the initial model without revision.

When shown at the left side, it is applicable to the models of No.1008001 and the subsequent numbers.

When shown at the right side, it is applicable to the models up to No.1008000.

The parts listed with "###" at the end of the parts name have limited supply period (parts not for sale).

\* "L." or "R." in the description of a part stands for the LEFT hand side or the RIGHT hand side. Determine the left or right as if you were in the motorcycle seat.


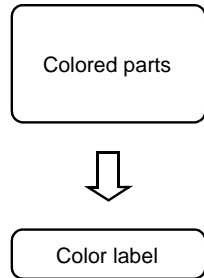
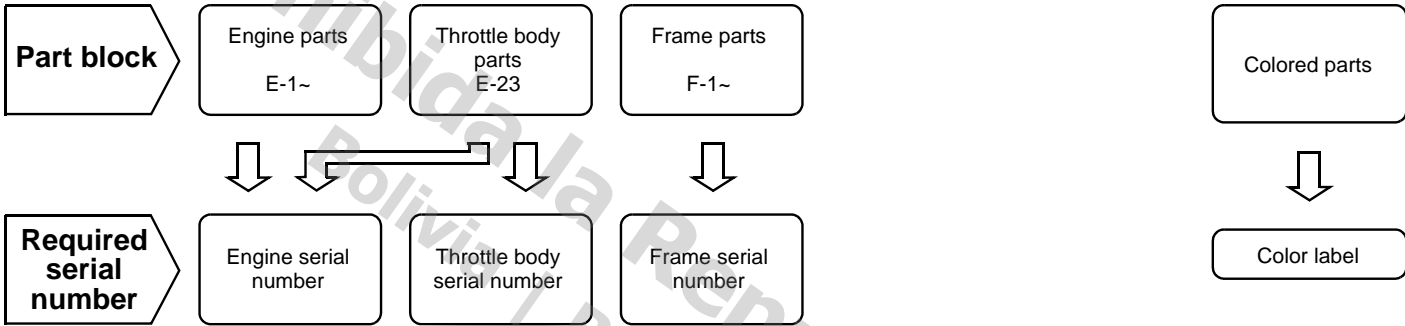
The following abbreviations are used in this parts catalogue.

- A ..... Ampere
- ABS ..... Anti-lock brake system
- A.C. .... Alternating current
- A.M. .... Attaching mark
- ASSY. .... Assembly
- C.D.I. .... Capacitive discharge ignition
- COMP. ... Complete
- D.C. .... Direct current
- EX. .... Exhaust
- FR. .... Front
- G ..... Gram
- HEX. .... Hexagonal
- IN. .... Inlet
- KPH ..... Kilometers per hour
- L. ....Left
- L (100L) .Link (100 Links)
- L.E.D. ....Light emitted diode
- MM .....Millimeter
- MPH .....Miles per hour
- R. ....Right
- RR. ....Rear
- STD. ....Standard
- T (22T) ...Tooth (22 Teeth)
- TCS .....Traction control system
- T.M. ....Transcript mark
- V .....Volt
- W .....Watt
- WL .....With labelling
- WOL .....Without labelling



Part block and serial number check

Color label attachment position check



### Models, parts catalogue codes and applicable serial numbers

Models, parts catalogue codes and applicable serial Nos. given in this parts catalogue can be identified as follows.

Parts with parts catalogue codes are exclusive for models destined for countries designated.

If no area codes are listed, parts are for common use.

Model	Area code	Type	Applicable engine serial No.	Applicable frame serial No.	Applicable throttle body identification No.
CB500XG	2KO	Korea	PC44E-2300001~	MLHPC46K*G5300001~	GQBSB A
	2MA	Malaysia	PC44E-2300001~	MLHPC469*G5300001~	
	MA	Malaysia	PC44E-2300001~	MLHPC469*G5300001~	
CB500XAG	2IN	Indonesia	PC44E-2300001~	MLHPC469*G5300001~	
	2U	Australia	PC44E-2300001~	MLHPC46U*G5300001~	
	3ED	European direct sales	PC44E-2300001~	MLHPC46B*G5300001~	
	ED	European direct sales	PC44E-2300001~	MLHPC46B*G5300001~	
	MA	Malaysia	PC44E-2300001~	MLHPC469*G5300001~	
	U	Australia	PC44E-2300001~	MLHPC46U*G5300001~	

\* Of carburetor/throttle body identification numbers, only the portions underlined in the example below are used for registration.

GQBSB A KC 7

**Color label**

- When ordering parts, check the model name, main color, and code by observing the “COLOR LABEL” on the vehicle.
- When ordering a colored part, use the color chart in the instruction for use of parts catalogue.

No.	MODEL	VFR800FIW					
	COLOR	Sparkling silver metallic	Mute black metallic	Applicable model		Applicable block No.	Re
	CODE	NH-295M	NH-359M	Initial applicable model	Final applicable model		
Name of colored parts	Basic part No.	NH295	NH359				
1							
2							
3							
4							
5							
6							
7							
8							
9							
10							

**VFR800FIW**  
**COLOR R-157**  
**CODE R157**

1

Prohibida la Reproducción y Distribución  
 Bolivia / Douglas Parada Viana

Color chart

- When ordering a colored part, refer to the chart below and use a part number consisting of the relevant basic part number to which has been added a part color code.

CB500X (CB500XG).....2KO

No.	MODEL		CB500XG				Ref.No.
	COLOR		Mat fresco brown Y-215	Applicable model		Applicable block No.	
	CODE			Y215	Initial applicable model		
	Name of colored parts	Basic part No.	Y215			Initial applicable model	
1	BODY COMP., FRAME	50100-MJW-J80	ZA			F-39	1
2	COVER B, FR. UPPER	64141-MJW-J80	ZA			F-43	4
3	COVER SET, L. SIDE	83610-MJW-880	ZD			F-24	4
4	COVER SET, R. SIDE	83510-MJW-880	ZD			F-24	2
5	COWL SET, L. MIDDLE	64400-MJW-880	ZD			F-45	7
6	COWL SET, R. MIDDLE	64300-MJW-880	ZD			F-45	5
7	COWL, L. RR.	77251-MJW-J80	ZB			F-23-10	3
8	COWL, R. RR.	77241-MGZ-J80	ZB			F-23-10	2
9	FENDER SET A, RR.	80100-MGZ-D01	ZA			F-34	2
10	FENDER, FR.	61101-MGZ-J01	ZG			F-10	4
11	GRIP, L. RR.	77340-MGZ-J80	ZB			F-23	14
12	GRIP, R. RR.	77330-MGZ-J80	ZB			F-23	10
13	HOLDER ASSY., HANDLE UPPER	53130-MGS-D30	ZB			F-7	17
14	MARK, HONDA	86102-MGZ-J00	ZA			F-50	3
15	MARK, L. WING	86202-MJW-J80	ZD			F-50	7
16	MARK, R. WING	86201-MJW-J80	ZD			F-50	6
17	PIPE, STEERING HANDLE	53100-MGZ-J80	ZA			F-7	11
18	RAIL COMP., SEAT	50240-MGZ-J82	ZA			F-39	2
19	STRIPE A, L. SIDE COVER	86832-MJW-880	ZD			F-50	13

CB500X (CB500XG).....2KO

No.	MODEL		CB500XG				
	COLOR		Mat fresco brown  Y-215	Applicable model		Applicable block No.	Ref.No.
	CODE			Initial applicable model	Final applicable model		
	Name of colored parts	Basic part No.	Y215				
20	STRIPE A, R. SIDE COVER	86831-MJW-880	ZD			F-50	12
21	STRIPE SET, L. WHEEL	42880-MJW-880	ZD			F-50	2
22	STRIPE SET, R. WHEEL	42870-MJW-880	ZD			F-50	1
23	STRIPE, L. FUEL TANK	86172-MJW-880	ZD			F-50	5
24	STRIPE, L. MIDDLE COWL	86642-MJW-880	ZD			F-50	10
25	STRIPE, R. FUEL TANK	86171-MJW-880	ZD			F-50	4
26	STRIPE, R. MIDDLE COWL	86641-MJW-880	ZD			F-50	9
27	TANK ASSY., FUEL	17500-MJW-880	ZD			F-21	7

1

CB500X (CB500XG).....2MA

No.	MODEL		CB500XG					
	COLOR		Pearl horizon white	Millennium red	Applicable model		Applicable block No.	Ref.No.
	CODE		NH-B61P	R-263	Initial applicable model	Final applicable model		
	Name of colored parts	Basic part No.	NHB61	R263				
1	BODY COMP., FRAME	50100-MJW-J80	ZA	ZA			F-39	1
2	COVER B, FR. UPPER	64141-MJW-J80	ZA	ZA			F-43	4
3	COVER SET, L. SIDE	83610-MJW-880	ZA	ZB			F-24	4
4	COVER SET, R. SIDE	83510-MJW-880	ZA	ZB			F-24	2
5	COWL SET, L. MIDDLE	64400-MJW-880	ZA	ZB			F-45	7
6	COWL SET, R. MIDDLE	64300-MJW-880	ZA	ZB			F-45	5
7	COWL, L. RR.	77251-MJW-J80	ZB	ZB			F-23-10	3
8	COWL, R. RR.	77241-MGZ-J80	ZB	ZB			F-23-10	2
9	FENDER SET A, RR.	80100-MGZ-D01	ZA	ZA			F-34	2
10	FENDER, FR.	61101-MGZ-J01	ZG	ZG			F-10	4
11	GRIP, L. RR.	77340-MGZ-J80	ZB	ZB			F-23	14
12	GRIP, R. RR.	77330-MGZ-J80	ZB	ZB			F-23	10
13	HOLDER ASSY., HANDLE UPPER	53130-MGS-D30	ZB	ZB			F-7	17
14	MARK, HONDA	86102-MGZ-J00	ZA	ZA			F-50	3
15	MARK, L. WING	86202-MJW-J80	ZA	ZB			F-50	7
16	MARK, R. WING	86201-MJW-J80	ZA	ZB			F-50	6
17	PIPE, STEERING HANDLE	53100-MGZ-J80	ZA	ZA			F-7	11
18	RAIL COMP., SEAT	50240-MGZ-J82	ZA	ZA			F-39	2
19	STRIPE A, L. SIDE COVER	86832-MJW-880	ZA	ZB			F-50	13
20	STRIPE A, R. SIDE COVER	86831-MJW-880	ZA	ZB			F-50	12
21	STRIPE SET, L. WHEEL	42880-MJW-880	ZB	ZC			F-50	2
22	STRIPE SET, R. WHEEL	42870-MJW-880	ZB	ZC			F-50	1
23	STRIPE, L. FUEL TANK	86172-MJW-880	ZA	ZB			F-50	5



CB500X (CB500XG).....2MA

**1**

No.	MODEL		CB500XG					
	COLOR		Pearl horizon white	Millennium red	Applicable model		Applicable block No.	Ref.No.
	CODE		NH-B61P	R-263	Initial applicable model	Final applicable model		
	Name of colored parts	Basic part No.	NHB61	R263				
24	STRIPE, L. MIDDLE COWL	86642-MJW-880	ZA	ZB			F-50	10
25	STRIPE, R. FUEL TANK	86171-MJW-880	ZA	ZB			F-50	4
26	STRIPE, R. MIDDLE COWL	86641-MJW-880	ZA	ZB			F-50	9
27	TANK ASSY., FUEL	17500-MJW-880	ZA	ZB			F-21	7

Prohibida la Reproducción y Distribución  
Bolivia | Douglas Parada Viana

## CB500X (CB500XG).....MA

No.	MODEL		CB500XG				
	COLOR		Mat gunpowder black metallic NH-436M	Applicable model		Applicable block No.	Ref.No.
	CODE			Initial applicable model	Final applicable model		
	Name of colored parts	Basic part No.	NH436				
1	BODY COMP., FRAME	50100-MJW-J80	ZA			F-39	1
2	COVER A, L. SIDE	83611-MJW-J80	ZB			F-24	4
3	COVER A, R. SIDE	83511-MJW-J80	ZB			F-24	2
4	COVER B, FR. UPPER	64141-MJW-J80	ZA			F-43	4
5	COWL SET, L. MIDDLE	64400-MJW-J80	ZD			F-45	7
6	COWL SET, L. RR.	77250-MJW-J80	ZC			F-23-10	3
7	COWL SET, R. MIDDLE	64300-MJW-J80	ZD			F-45	5
8	COWL SET, R. RR.	77240-MJW-J80	ZC			F-23-10	2
9	FENDER SET A, RR.	80100-MGZ-D01	ZA			F-34	2
10	FENDER, FR.	61101-MGZ-J01	ZG			F-10	4
11	GRIP, L. RR.	77340-MGZ-J80	ZB			F-23	14
12	GRIP, R. RR.	77330-MGZ-J80	ZB			F-23	10
13	HOLDER ASSY., HANDLE UPPER	53130-MGS-D30	ZB			F-7	17
14	MARK	86771-MJW-J80	ZC			F-50	11
15	MARK, HONDA	86102-MGZ-J00	ZA			F-50	3
16	MARK, L. WING	86202-MJW-J80	ZG			F-50	7
17	MARK, R. WING	86201-MJW-J80	ZG			F-50	6
18	PIPE, STEERING HANDLE	53100-MGZ-J80	ZA			F-7	11
19	RAIL COMP., SEAT	50240-MGZ-J82	ZA			F-39	2
20	TANK ASSY., FUEL	17500-MJW-J80	ZE			F-21	7



## CB500XA (CB500XAG).....2IN

No.	MODEL		CB500XAG					Applicable block No.	Ref.No.
	COLOR		Pearl horizon white	Millennium red	Applicable model				
	CODE		NH-B61P	R-263	Initial applicable model	Final applicable model			
	Name of colored parts	Basic part No.	NHB61	R263					
1	BODY COMP., FRAME	50100-MJW-J80	ZA	ZA			F-39	1	
2	COVER B, FR. UPPER	64141-MJW-J80	ZA	ZA			F-43	4	
3	COVER SET, L. SIDE	83610-MJW-880	ZA	ZB			F-24	4	
4	COVER SET, R. SIDE	83510-MJW-880	ZA	ZB			F-24	2	
5	COWL SET, L. MIDDLE	64400-MJW-880	ZA	ZB			F-45	7	
6	COWL SET, R. MIDDLE	64300-MJW-880	ZA	ZB			F-45	5	
7	COWL, L. RR.	77251-MJW-J80	ZB	ZB			F-23-10	3	
8	COWL, R. RR.	77241-MGZ-J80	ZB	ZB			F-23-10	2	
9	FENDER SET A, RR.	80100-MGZ-J01	ZA	ZA			F-34	2	
10	FENDER SET, FR.	61110-MJW-J10	ZB	ZB			F-10	10	
11	GRIP, L. RR.	77340-MGZ-J80	ZB	ZB			F-23	14	
12	GRIP, R. RR.	77330-MGZ-J80	ZB	ZB			F-23	10	
13	HOLDER ASSY., HANDLE UPPER	53130-MGS-D30	ZB	ZB			F-7	17	
14	MARK, ABS	86611-MGZ-D10	ZA	ZA			F-50	8	
15	MARK, HONDA	86102-MGZ-J00	ZA	ZA			F-50	3	
16	MARK, L. WING	86202-MJW-J80	ZA	ZB			F-50	7	
17	MARK, R. WING	86201-MJW-J80	ZA	ZB			F-50	6	
18	PIPE, STEERING HANDLE	53100-MGZ-J80	ZA	ZA			F-7	11	
19	RAIL COMP., SEAT	50240-MGZ-J82	ZA	ZA			F-39	2	
20	STRIPE A, L. SIDE COVER	86832-MJW-880	ZA	ZB			F-50	13	
21	STRIPE A, R. SIDE COVER	86831-MJW-880	ZA	ZB			F-50	12	
22	STRIPE SET, L. WHEEL	42880-MJW-880	ZB	ZC			F-50	2	
23	STRIPE SET, R. WHEEL	42870-MJW-880	ZB	ZC			F-50	1	

CB500XA (CB500XAG).....2IN

No.	MODEL		CB500XAG					
	COLOR		Pearl horizon white	Millennium red	Applicable model		Applicable block No.	Ref.No.
	CODE		NH-B61P	R-263	Initial applicable model	Final applicable model		
	Name of colored parts	Basic part No.	NHB61	R263				
24	STRIPE, L. FUEL TANK	86172-MJW-880	ZA	ZB			F-50	5
25	STRIPE, L. MIDDLE COWL	86642-MJW-880	ZA	ZB			F-50	10
26	STRIPE, R. FUEL TANK	86171-MJW-880	ZA	ZB			F-50	4
27	STRIPE, R. MIDDLE COWL	86641-MJW-880	ZA	ZB			F-50	9
28	TANK ASSY., FUEL	17500-MJW-880	ZA	ZB			F-21	7

**1**

## CB500XA (CB500XAG).....2U

No.	MODEL		CB500XAG					
	COLOR		Pearl horizon white	Mat fresco brown	Applicable model		Applicable block No.	Ref.No.
	CODE		NH-B61P	Y-215	Initial applicable model	Final applicable model		
	Name of colored parts	Basic part No.	NHB61	Y215				
1	BODY COMP., FRAME	50100-MJW-J80	ZA	ZA			F-39	1
2	COVER B, FR. UPPER	64141-MJW-J80	ZA	ZA			F-43	4
3	COVER SET, L. SIDE	83610-MJW-880	ZA	ZD			F-24	4
4	COVER SET, R. SIDE	83510-MJW-880	ZA	ZD			F-24	2
5	COWL SET, L. MIDDLE	64400-MJW-880	ZA	ZD			F-45	7
6	COWL SET, R. MIDDLE	64300-MJW-880	ZA	ZD			F-45	5
7	COWL, L. RR.	77251-MJW-J80	ZB	ZB			F-23-10	3
8	COWL, R. RR.	77241-MGZ-J80	ZB	ZB			F-23-10	2
9	FENDER SET A, RR.	80100-MGZ-D01	ZA	ZA			F-34	2
10	FENDER SET, FR.	61110-MJW-J10	ZB	ZB			F-10	10
11	GRIP, L. RR.	77340-MGZ-J80	ZB	ZB			F-23	14
12	GRIP, R. RR.	77330-MGZ-J80	ZB	ZB			F-23	10
13	HOLDER ASSY., HANDLE UPPER	53130-MGS-D30	ZB	ZB			F-7	17
14	MARK, ABS	86611-MGZ-D10	ZA	ZA			F-50	8
15	MARK, HONDA	86102-MGZ-J00	ZA	ZA			F-50	3
16	MARK, L. WING	86202-MJW-J80	ZA	ZD			F-50	7
17	MARK, R. WING	86201-MJW-J80	ZA	ZD			F-50	6
18	PIPE, STEERING HANDLE	53100-MGZ-J80	ZA	ZA			F-7	11
19	RAIL COMP., SEAT	50240-MGZ-J82	ZA	ZA			F-39	2
20	STRIPE A, L. SIDE COVER	86832-MJW-880	ZA	ZD			F-50	13
21	STRIPE A, R. SIDE COVER	86831-MJW-880	ZA	ZD			F-50	12
22	STRIPE SET, L. WHEEL	42880-MJW-880	ZB	ZD			F-50	2
23	STRIPE SET, R. WHEEL	42870-MJW-880	ZB	ZD			F-50	1

CB500XA (CB500XAG).....2U

No.	MODEL		CB500XAG					
	COLOR		Pearl horizon white	Mat fresco brown	Applicable model		Applicable block No.	Ref.No.
	CODE		NH-B61P	Y-215	Initial applicable model	Final applicable model		
	Name of colored parts	Basic part No.	NHB61	Y215				
24	STRIPE, L. FUEL TANK	86172-MJW-880	ZA	ZD			F-50	5
25	STRIPE, L. MIDDLE COWL	86642-MJW-880	ZA	ZD			F-50	10
26	STRIPE, R. FUEL TANK	86171-MJW-880	ZA	ZD			F-50	4
27	STRIPE, R. MIDDLE COWL	86641-MJW-880	ZA	ZD			F-50	9
28	TANK ASSY., FUEL	17500-MJW-880	ZA	ZD			F-21	7

CB500XA (CB500XAG).....3ED

No.	MODEL		CB500XAG							
	COLOR		Asteroid black metallic	Pearl horizon white	Millennium red	Mat fresco brown	Applicable model		Applicable block No.	Ref.No.
	CODE		NH-A35M	NH-B61P	R-263	Y-215	Initial applicable model	Final applicable model		
	Name of colored parts	Basic part No.	NHA35	NHB61	R263	Y215				
1	BODY COMP., FRAME	50100-MJW-J80	ZA	ZA	ZA	ZA			F-39	1
2	COVER B, FR. UPPER	64141-MJW-J80	ZA	ZA	ZA	ZA			F-43	4
3	COVER SET, L. SIDE	83610-MJW-880	ZC	ZA	ZB	ZD			F-24	4
4	COVER SET, R. SIDE	83510-MJW-880	ZC	ZA	ZB	ZD			F-24	2
5	COWL SET, L. MIDDLE	64400-MJW-880	ZC	ZA	ZB	ZD			F-45	7
6	COWL SET, R. MIDDLE	64300-MJW-880	ZC	ZA	ZB	ZD			F-45	5
7	COWL, L. RR.	77251-MJW-J80	ZB	ZB	ZB	ZB			F-23-10	3
8	COWL, R. RR.	77241-MGZ-J80	ZB	ZB	ZB	ZB			F-23-10	2
9	FENDER SET A, RR.	80100-MGZ-D01	ZA	ZA	ZA	ZA			F-34	2
10	FENDER SET, FR.	61110-MJW-J10	ZB	ZB	ZB	ZB			F-10	10
11	GRIP, L. RR.	77340-MGZ-J80	ZB	ZB	ZB	ZB			F-23	14
12	GRIP, R. RR.	77330-MGZ-J80	ZB	ZB	ZB	ZB			F-23	10
13	HOLDER ASSY., HANDLE UPPER	53130-MGS-D30	ZB	ZB	ZB	ZB			F-7	17
14	MARK, ABS	86611-MGZ-D10	ZA	ZA	ZA	ZA			F-50	8
15	MARK, HONDA	86102-MGZ-J00	ZA	ZA	ZA	ZA			F-50	3
16	MARK, L. WING	86202-MJW-J80	ZC	ZA	ZB	ZD			F-50	7
17	MARK, R. WING	86201-MJW-J80	ZC	ZA	ZB	ZD			F-50	6
18	PIPE, STEERING HANDLE	53100-MGZ-J80	ZA	ZA	ZA	ZA			F-7	11
19	RAIL COMP., SEAT	50240-MGZ-J82	ZA	ZA	ZA	ZA			F-39	2
20	STRIPE A, L. SIDE COVER	86832-MJW-880	ZC	ZA	ZB	ZD			F-50	13
21	STRIPE A, R. SIDE COVER	86831-MJW-880	ZC	ZA	ZB	ZD			F-50	12
22	STRIPE SET, L. WHEEL	42880-MJW-880	ZJ	ZB	ZC	ZD			F-50	2
23	STRIPE SET, R. WHEEL	42870-MJW-880	ZJ	ZB	ZC	ZD			F-50	1
24	STRIPE, L. FUEL TANK	86172-MJW-880	ZC	ZA	ZB	ZD			F-50	5
25	STRIPE, L. MIDDLE COWL	86642-MJW-880	ZC	ZA	ZB	ZD			F-50	10
26	STRIPE, R. FUEL TANK	86171-MJW-880	ZC	ZA	ZB	ZD			F-50	4
27	STRIPE, R. MIDDLE COWL	86641-MJW-880	ZC	ZA	ZB	ZD			F-50	9
28	TANK ASSY., FUEL	17500-MJW-880	ZC	ZA	ZB	ZD			F-21	7

## CB500XA (CB500XAG).....ED

No.	MODEL		CB500XAG				
	COLOR		Mat gunpowder black metallic NH-436M	Applicable model		Applicable block No.	Ref.No.
	CODE			Initial applicable model	Final applicable model		
	Name of colored parts	Basic part No.	NH436				
1	BODY COMP., FRAME	50100-MJW-J80	ZA			F-39	1
2	COVER A, L. SIDE	83611-MJW-J80	ZB			F-24	4
3	COVER A, R. SIDE	83511-MJW-J80	ZB			F-24	2
4	COVER B, FR. UPPER	64141-MJW-J80	ZA			F-43	4
5	COWL SET, L. MIDDLE	64400-MJW-J80	ZD			F-45	7
6	COWL SET, L. RR.	77250-MJW-J80	ZC			F-23-10	3
7	COWL SET, R. MIDDLE	64300-MJW-J80	ZD			F-45	5
8	COWL SET, R. RR.	77240-MJW-J80	ZC			F-23-10	2
9	FENDER SET A, RR.	80100-MGZ-D01	ZA			F-34	2
10	FENDER SET, FR.	61110-MJW-J10	ZB			F-10	10
11	GRIP, L. RR.	77340-MGZ-J80	ZB			F-23	14
12	GRIP, R. RR.	77330-MGZ-J80	ZB			F-23	10
13	HOLDER ASSY., HANDLE UPPER	53130-MGS-D30	ZB			F-7	17
14	MARK	86771-MJW-J80	ZC			F-50	11
15	MARK, ABS	86611-MGZ-D10	ZA			F-50	8
16	MARK, HONDA	86102-MGZ-J00	ZA			F-50	3
17	MARK, L. WING	86202-MJW-J80	ZG			F-50	7
18	MARK, R. WING	86201-MJW-J80	ZG			F-50	6
19	PIPE, STEERING HANDLE	53100-MGZ-J80	ZA			F-7	11
20	RAIL COMP., SEAT	50240-MGZ-J82	ZA			F-39	2
21	TANK ASSY., FUEL	17500-MJW-J80	ZE			F-21	7

## CB500XA (CB500XAG).....MA

No.	MODEL		CB500XAG				
	COLOR		Mat gunpowder black metallic NH-436M	Applicable model		Applicable block No.	Ref.No.
	CODE			Initial applicable model	Final applicable model		
	Name of colored parts	Basic part No.	NH436				
1	BODY COMP., FRAME	50100-MJW-J80	ZA			F-39	1
2	COVER A, L. SIDE	83611-MJW-J80	ZB			F-24	4
3	COVER A, R. SIDE	83511-MJW-J80	ZB			F-24	2
4	COVER B, FR. UPPER	64141-MJW-J80	ZA			F-43	4
5	COWL SET, L. MIDDLE	64400-MJW-J80	ZD			F-45	7
6	COWL SET, L. RR.	77250-MJW-J80	ZC			F-23-10	3
7	COWL SET, R. MIDDLE	64300-MJW-J80	ZD			F-45	5
8	COWL SET, R. RR.	77240-MJW-J80	ZC			F-23-10	2
9	FENDER SET A, RR.	80100-MGZ-D01	ZA			F-34	2
10	FENDER SET, FR.	61110-MJW-J10	ZB			F-10	10
11	GRIP, L. RR.	77340-MGZ-J80	ZB			F-23	14
12	GRIP, R. RR.	77330-MGZ-J80	ZB			F-23	10
13	HOLDER ASSY., HANDLE UPPER	53130-MGS-D30	ZB			F-7	17
14	MARK	86771-MJW-J80	ZC			F-50	11
15	MARK, ABS	86611-MGZ-D10	ZA			F-50	8
16	MARK, HONDA	86102-MGZ-J00	ZA			F-50	3
17	MARK, L. WING	86202-MJW-J80	ZG			F-50	7
18	MARK, R. WING	86201-MJW-J80	ZG			F-50	6
19	PIPE, STEERING HANDLE	53100-MGZ-J80	ZA			F-7	11
20	RAIL COMP., SEAT	50240-MGZ-J82	ZA			F-39	2
21	TANK ASSY., FUEL	17500-MJW-J80	ZE			F-21	7

## CB500XA (CB500XAG).....U

No.	MODEL		CB500XAG				
	COLOR		Candy ruby red	Applicable model		Applicable block No.	Ref.No.
	CODE		R-4C	Initial applicable model	Final applicable model		
	Name of colored parts	Basic part No.	R4				
1	BODY COMP., FRAME	50100-MJW-J80	ZA			F-39	1
2	COVER A, L. SIDE	83611-MJW-J80	ZA			F-24	4
3	COVER A, R. SIDE	83511-MJW-J80	ZA			F-24	2
4	COVER B, FR. UPPER	64141-MJW-J80	ZA			F-43	4
5	COWL SET, L. MIDDLE	64400-MJW-J80	ZC			F-45	7
6	COWL SET, L. RR.	77250-MJW-J80	ZA			F-23-10	3
7	COWL SET, R. MIDDLE	64300-MJW-J80	ZC			F-45	5
8	COWL SET, R. RR.	77240-MJW-J80	ZA			F-23-10	2
9	FENDER SET A, RR.	80100-MGZ-D01	ZA			F-34	2
10	FENDER SET, FR.	61110-MJW-J10	ZB			F-10	10
11	GRIP, L. RR.	77340-MGZ-J80	ZB			F-23	14
12	GRIP, R. RR.	77330-MGZ-J80	ZB			F-23	10
13	HOLDER ASSY., HANDLE UPPER	53130-MGS-D30	ZB			F-7	17
14	MARK	86771-MJW-J80	ZA			F-50	11
15	MARK, ABS	86611-MGZ-D10	ZA			F-50	8
16	MARK, HONDA	86102-MGZ-J00	ZA			F-50	3
17	MARK, L. WING	86202-MJW-J80	ZF			F-50	7
18	MARK, R. WING	86201-MJW-J80	ZF			F-50	6
19	PIPE, STEERING HANDLE	53100-MGZ-J80	ZA			F-7	11
20	RAIL COMP., SEAT	50240-MGZ-J82	ZA			F-39	2
21	TANK ASSY., FUEL	17500-MJW-J80	ZD			F-21	7



## Fuel hose, general purpose hoses and vinyl hose

1

- The standard part fuel hose, general purpose hose and vinyl hose may be substituted by the coiled bulk part.
- When ordering the standard part fuel hose, general purpose hose and vinyl hose use the bulk part number written in the parts catalogue in brackets ( ) underneath the part name, or use the catalogue below.  
(The bulk part standard length is 1 m, however, those displayed in the catalogue < > are available in 3 m and 8 m lengths.)
- When exchanging the hose, cut and use at the specified length as mentioned in the part name.  
(For the method of cutting the bulk part, and method of filling out orders etc., please refer to the service manual and the instructions issued with the bulk part.)
- The list below is a catalogue of the standard part numbers and bulk part numbers. Note that those numbers are applicable to the listed replacement parts only.

Fuel hoses/Tubes			
Standard part No.	Bulk part No.	Bulk part	
		Inner diameter (mm)	Length (m)
95001-30xxx-2x	95001-30001-20M	3.0	1
95001-30xxx-3x	95001-30001-30M	3.0	1
95001-30xxx-4x	95001-30001-40M	3.0	1
95001-35xxx-2x	95001-35001-50M <95001-35003-50M>	3.5	1 3
95001-35xxx-3x	95001-35001-60M <95001-35003-60M>	3.5	1 3
95001-35xxx-4x	95001-35001-60M <95001-35003-60M>	3.5	1 3
95001-35xxx-5x	95001-35001-50M <95001-35003-50M>	3.5	1 3
95001-35xxx-6x	95001-35001-60M <95001-35003-60M>	3.5	1 3
95001-45xxx-2x	95001-45001-50M <95001-45003-50M>	4.5	1 3
95001-45xxx-3x	95001-45001-60M <95001-45003-60M> <95001-45008-60M>	4.5	1 3 8
95001-45xxx-4x	95001-45001-60M <95001-45003-60M> <95001-45008-60M>	4.5	1 3 8
95001-45xxx-5x	95001-45001-50M <95001-45003-50M>	4.5	1 3
95001-45xxx-6x	95001-45001-60M <95001-45003-60M> <95001-45008-60M>	4.5	1 3 8
95001-55xxx-2x	95001-55001-50M <95001-55003-50M> <95001-55008-50M>	5.5	1 3 8

Fuel hoses/Tubes			
Standard part No.	Bulk part No.	Bulk part	
		Inner diameter (mm)	Length (m)
95001-55xxx-3x	95001-55001-60M <95001-55003-60M> <95001-55008-60M>	5.5	1 3 8
95001-55xxx-4x	95001-55001-60M <95001-55003-60M> <95001-55008-60M>	5.5	1 3 8
95001-55xxx-5x	95001-55001-50M <95001-55003-50M> <95001-55008-50M>	5.5	1 3 8
95001-55xxx-6x	95001-55001-60M <95001-55003-60M> <95001-55008-60M>	5.5	1 3 8
95001-75xxx-2x	95001-75001-50M <95001-75003-50M>	7.5	1 3
95001-75xxx-3x	95001-75001-60M <95001-75003-60M> <95001-75008-60M>	7.5	1 3 8
95001-75xxx-4x	95001-75001-60M <95001-75003-60M> <95001-75008-60M>	7.5	1 3 8
95001-75xxx-5x	95001-75001-50M <95001-75003-50M>	7.5	1 3
95001-75xxx-6x	95001-75001-60M <95001-75003-60M> <95001-75008-60M>	7.5	1 3 8
95001-80xxx-2x	95001-80001-50M	8.0	1
95001-80xxx-3x	95001-80001-60M	8.0	1
95001-80xxx-4x	95001-80001-60M	8.0	1
95001-80xxx-5x	95001-80001-50M	8.0	1
95001-80xxx-6x	95001-80001-60M	8.0	1

Vinyl tube				
Standard part No.	Bulk part No.	Bulk part		
		Inner dia- meter (mm)	Outer dia-meter (mm)	Length (m)
95003-01xxx-3x	95003-01001-60M <95003-01003-60M>	2.9	6.8	1 3
95003-01xxx-60	95003-01001-60M <95003-01003-60M>	2.9	6.8	1 3
95003-03xxx-3x	95003-03001-60M <95003-03003-60M>	3.0	6.0	1 3
95003-03xxx-60	95003-03001-60M <95003-03003-60M>	3.0	6.0	1 3
95003-05xxx-3x	95003-05001-60M <95003-05003-60M> <95003-05008-60M>	3.5	6.5	1 3 8
95003-05xxx-60	95003-05001-60M <95003-05003-60M> <95003-05008-60M>	3.5	6.5	1 3 8
95003-07xxx-1x	95003-07001-10M <95003-07003-10M> <95003-07008-10M>	4.0	7.0	1 3 8
95003-07xxx-20	95003-07001-10M <95003-07003-10M> <95003-07008-10M>	4.0	7.0	1 3 8
95003-07xxx-3x	95003-07001-60M <95003-07003-60M> <95003-07008-60M>	4.0	7.0	1 3 8
95003-07xxx-60	95003-07001-60M <95003-07003-60M> <95003-07008-60M>	4.0	7.0	1 3 8
95003-07xxx-7x	95003-07001-70M <95003-07003-70M> <95003-07008-70M>	4.0	7.0	1 3 8
95003-08xxx-1x	95003-08001-10M <95003-08003-10M> <95003-08008-10M>	4.5	6.5	1 3 8
95003-09xxx-3x	95003-09001-60M <95003-09003-60M>	4.5	8.0	1 3
95003-09xxx-60	95003-09001-60M <95003-09003-60M>	4.5	8.0	1 3
95003-10xxx-1x	95003-10001-10M <95003-10003-10M>	5.0	8.0	1 3
95003-10xxx-20	95003-10001-10M <95003-10003-10M>	5.0	8.0	1 3
95003-10xxx-3x	95003-10001-60M <95003-10003-60M>	5.0	8.0	1 3
95003-10xxx-60	95003-10001-60M <95003-10003-60M>	5.0	8.0	1 3
95003-11xxx-3x	95003-11001-60M <95003-11003-60M> <95003-11008-60M>	5.0	9.0	1 3 8
95003-11xxx-60	95003-11001-60M <95003-11003-60M> <95003-11008-60M>	5.0	9.0	1 3 8
95003-12xxx-1x	95003-12001-10M <95003-12003-10M> <95003-12008-10M>	5.0	7.0	1 3 8
95003-12xxx-20	95003-12001-10M <95003-12003-10M> <95003-12008-10M>	5.0	7.0	1 3 8

Vinyl tube				
Standard part No.	Bulk part No.	Bulk part		
		Inner dia- meter (mm)	Outer dia-meter (mm)	Length (m)
95003-14xxx-1x	95003-14001-10M <95003-14003-10M>	6.0	9.0	1 3
95003-14xxx-20	95003-14001-10M <95003-14003-10M>	6.0	9.0	1 3
95003-14xxx-3x	95003-14001-60M <95003-14003-60M>	6.0	9.0	1 3
95003-17xxx-1x	95003-17001-10M <95003-17003-10M>	7.0	9.0	1 3
95003-19xxx-1x	95003-19001-10M <95003-19003-10M> <95003-19008-10M>	7.0	11.0	1 3 8
95003-19xxx-20	95003-19001-10M <95003-19003-10M> <95003-19008-10M>	7.0	11.0	1 3 8
95003-19xxx-3x	95003-19001-60M <95003-19003-60M> <95003-19008-60M>	7.0	11.0	1 3 8
95003-19xxx-60	95003-19001-60M <95003-19003-60M> <95003-19008-60M>	7.0	11.0	1 3 8
95003-21xxx-1x	95003-21001-10M <95003-21003-10M>	8.0	9.0	1 3
95003-21xxx-20	95003-21001-10M <95003-21003-10M>	8.0	9.0	1 3
95003-23xxx-1x	95003-23001-10M <95003-23003-10M>	8.0	12.0	1 3
95003-23xxx-20	95003-23001-10M <95003-23003-10M>	8.0	12.0	1 3
95003-23xxx-3x	95003-23001-60M <95003-23003-60M> <95003-23008-60M>	8.0	12.0	1 3 8
95003-23xxx-60	95003-23001-60M <95003-23003-60M> <95003-23008-60M>	8.0	12.0	1 3 8
95003-25xxx-1x	95003-25001-10M <95003-25003-10M>	9.0	11.0	1 3
95003-25xxx-20	95003-25001-10M <95003-25003-10M>	9.0	11.0	1 3
95003-25xxx-3x	95003-25001-60M <95003-25003-60M>	9.0	11.0	1 3
95003-25xxx-7x	95003-25001-70M <95003-25003-70M>	9.0	11.0	1 3
95003-27xxx-1x	95003-27001-10M <95003-27003-10M>	9.0	13.0	1 3
95003-27xxx-20	95003-27001-10M <95003-27003-10M>	9.0	13.0	1 3
95003-27xxx-3x	95003-27001-60M <95003-27003-60M>	9.0	13.0	1 3
95003-27xxx-60	95003-27001-60M <95003-27003-60M>	9.0	13.0	1 3
95003-33xxx-1x	95003-33001-10M <95003-33003-10M>	10.0	14.0	1 3
95003-33xxx-20	95003-33001-10M <95003-33003-10M>	10.0	14.0	1 3

Vinyl tube				
Standard part No.	Bulk part No.	Bulk part		
		Inner dia- meter (mm)	Outer dia-meter (mm)	Length (m)
95003-36xxx-1x	95003-36001-10M <95003-36003-10M> <95003-36008-10M>	11.0	13.0	1 3 8
95003-36xxx-20	95003-36001-10M <95003-36003-10M> <95003-36008-10M>	11.0	13.0	1 3 8
95003-37xxx-3x	95003-37001-60M <95003-37003-60M>	11.0	15.0	1 3
95003-37xxx-60	95003-37001-60M <95003-37003-60M>	11.0	15.0	1 3
95003-38xxx-1x	95003-38001-10M <95003-38003-10M>	12.0	13.0	1 3
95003-38xxx-20	95003-38001-10M <95003-38003-10M>	12.0	13.0	1 3
95003-39xxx-1x	95003-39001-10M <95003-39003-10M>	12.0	14.0	1 3
95003-39xxx-20	95003-39001-10M <95003-39003-10M>	12.0	14.0	1 3
95003-40xxx-20	95003-40001-10M <95003-40003-10M>	12.0	16.0	1 3
95003-40xxx-3x	95003-40001-60M <95003-40003-60M>	12.0	16.0	1 3
95003-40xxx-60	95003-40001-60M <95003-40003-60M>	12.0	16.0	1 3
95003-43xxx-1x	95003-43001-10M <95003-43003-10M> <95003-43008-10M>	13.0	15.0	1 3 8
95003-43xxx-20	95003-43001-10M <95003-43003-10M> <95003-43008-10M>	13.0	15.0	1 3 8
95003-45xxx-1x	95003-45001-10M <95003-45003-10M> <95003-45008-10M>	14.0	18.0	1 3 8
95003-45xxx-20	95003-45001-10M <95003-45003-10M> <95003-45008-10M>	14.0	18.0	1 3 8
95003-50xxx-1x	95003-50001-10M <95003-50003-10M>	16.0	19.0	1 3
95003-50xxx-20	95003-50001-10M <95003-50003-10M>	16.0	19.0	1 3
95003-50xxx-3x	95003-50001-60M <95003-50003-60M>	16.0	19.0	1 3
95003-55xxx-1x	95003-55001-10M <95003-55003-10M>	17.5	20.5	1 3
95003-55xxx-20	95003-55001-10M <95003-55003-10M>	17.5	20.5	1 3
95003-60xxx-1x	95003-60001-10M <95003-60003-10M>	22.0	27.0	1 3
95003-60xxx-20	95003-60001-10M <95003-60003-10M>	22.0	27.0	1 3
95003-60xxx-3x	95003-60001-60M <95003-60003-60M>	22.0	27.0	1 3
95003-60xxx-60	95003-60001-60M <95003-60003-60M>	22.0	27.0	1 3

General purpose hoses			
Standard part No.	Bulk part No.	Bulk part	
		Inner diameter (mm)	Length (m)
95005-11xxx-3x	95005-11001-30M	11.0	1
95005-11xxx-5x	95005-11001-50M	11.0	1
95005-12xxx-1x	95005-12001-10M <95005-12003-10M>	12.0	1 3
95005-12xxx-2x	95005-12001-20M	12.0	1
95005-12xxx-3x	95005-12001-30M	12.0	1
95005-12xxx-5x	95005-12001-50M	12.0	1
95005-14xxx-1x	95005-14001-10M	14.0	1
95005-14xxx-2x	95005-14001-20M <95005-14003-20M>	14.0	1 3
95005-14xxx-3x	95005-14001-30M	14.0	1
95005-14xxx-5x	95005-14001-50M	14.0	1
95005-17xxx-1x	95005-17001-10M	17.0	1
95005-17xxx-2x	95005-17001-20M	17.0	1
95005-17xxx-3x	95005-17001-30M	17.0	1
95005-17xxx-5x	95005-17001-50M	17.0	1
95005-30xxx-3x	95005-30001-30M	3.0	1
95005-30xxx-5x	95005-30001-50M	3.0	1
95005-35xxx-1x	95005-35001-10M <95005-35003-10M> <95005-35008-10M>	3.5	1 3 8
95005-35xxx-2x	95005-35001-20M	3.5	1
95005-35xxx-3x	95005-35001-30M	3.5	1
95005-35xxx-4x	95005-35001-10M <95005-35003-10M> <95005-35008-10M>	3.5	1 3 8
95005-35xxx-5x	95005-35001-50M	3.5	1
95005-45xxx-1x	95005-45001-10M <95005-45003-10M> <95005-45008-10M>	4.5	1 3 8
95005-45xxx-2x	95005-45001-20M	4.5	1
95005-45xxx-3x	95005-45001-30M	4.5	1

General purpose hoses			
Standard part No.	Bulk part No.	Bulk part	
		Inner diameter (mm)	Length (m)
95005-45xxx-4x	95005-45001-10M <95005-45003-10M> <95005-45008-10M>	4.5	1 3 8
95005-45xxx-5x	95005-45001-50M	4.5	1
95005-50xxx-3x	95005-50001-30M <95005-50003-30M>	5.0	1 3
95005-50xxx-5x	95005-50001-50M	5.0	1
95005-55xxx-1x	95005-55001-10M <95005-55003-10M> <95005-55008-10M>	5.3	1 3 8
95005-55xxx-2x	95005-55001-20M <95005-55003-20M>	5.3	1 3
95005-55xxx-4x	95005-55001-10M <95005-55003-10M> <95005-55008-10M>	5.3	1 3 8
95005-65xxx-1x	95005-65001-10M <95005-65003-10M>	6.5	1 3
95005-65xxx-2x	95005-65001-20M	6.5	1
95005-70xxx-3x	95005-70001-30M <95005-70003-30M>	7.0	1 3
95005-70xxx-5x	95005-70001-50M	7.0	1
95005-75xxx-1x	95005-75001-10M <95005-75003-10M>	7.3	1 3
95005-75xxx-2x	95005-75001-20M	7.3	1
95005-80xxx-1x	95005-80001-10M <95005-80003-10M>	8.0	1 3
95005-80xxx-2x	95005-80001-20M	8.0	1
95005-80xxx-3x	95005-80001-30M	8.0	1
95005-80xxx-5x	95005-80001-50M	8.0	1
95005-91xxx-3x	95005-91001-30M	12.0	1
95005-91xxx-5x	95005-91001-50M	12.0	1
95005-92xxx-3x	95005-92001-30M	12.0	1
95005-92xxx-5x	95005-92001-50M	12.0	1

NOTE: X is displayed to represent the omitted numerals and letters of the roman alphabet.

⊙ **CAUTION: It is DANGEROUS to confuse the fuel hose with the general purpose hose or vinyl hose.**

Never use a general purpose hose or vinyl hose in place of a fuel hose or vice versa. Always use the correct bulk part in the parts catalogue, according to the service manual or the instructions issued with the bulk part.

• Bulk part number of fuel hose, general purpose hose and vinyl hose.

(Example)

95001-75001-50M

**Bulk part number:** Refers to the bulk part.

**Marking code (hose type):** (fuel hose and general purpose hose)

**Change code (for added hose):** (Vinyl hose)

- Indicates number mark or change sequence, however, the code for the bulk part must be strictly 0 (zero).

**Types of code:**

- Fuel hose
  - 2: Red outside braid (3 mm inside dia. only)
  - 5: Black inside braid
  - 3: Red (3 mm inside dia. only)
  - 4: Ash gray with red stripe (3 mm inside dia. only)
  - 6: Black
- Vinyl hose
  - 1: Clear
  - 2: Black
  - 3: Light red
  - 6: Light red
  - 7: Pale black
- General hose
  - 1: Ash gray
  - 2: Ash gray
  - 3: Black
  - 5: Black

**Lengths:** 001: 1 m (standard)  
003: 3 m  
008: 8 m

**I.D code:** (fuel hose and general purpose hose)

- |                    |                                |
|--------------------|--------------------------------|
| 30: 3.0 mm         | 11: 11 mm                      |
| 35: 3.5 mm         | 91: 12 mm (outside dia. 15) mm |
| 45: 4.5 mm         | 92: 12 mm (outside dia. 16) mm |
| 50: 5.0 mm         | 12: 12 mm (outside dia. 17) mm |
| 55: 5.3 mm, 5.5 mm | 14: 14 mm                      |
| 65: 6.5 mm         | 17: 17 mm                      |
| 70: 7.0 mm         |                                |
| 75: 7.3 mm, 7.5 mm |                                |
| 80: 8.0 mm         |                                |

**ID./OD. code:** (vinyl hose)

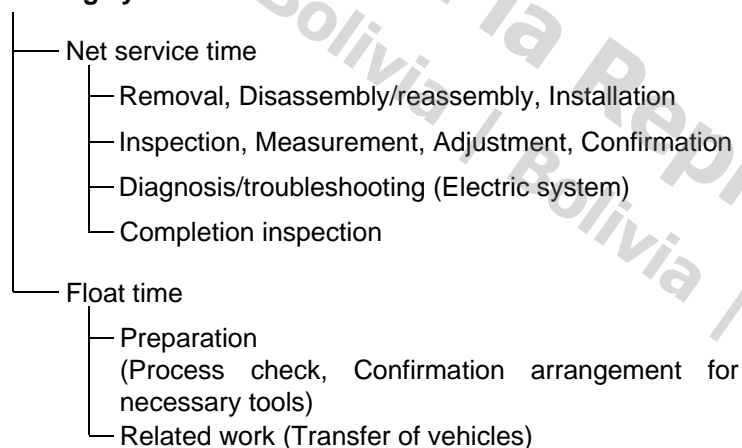
- |                         |                           |                           |
|-------------------------|---------------------------|---------------------------|
| 01: ID. 2.9, OD. 6.8 mm | 14: ID. 6.0, OD. 9.0 mm   | 37: ID. 11.0, OD. 15.0 mm |
| 03: ID. 3.0, OD. 6.0 mm | 17: ID. 7.0, OD. 9.0 mm   | 38: ID. 12.0, OD. 13.0 mm |
| 05: ID. 3.5, OD. 6.5 mm | 19: ID. 7.0, OD. 11.0 mm  | 39: ID. 12.0, OD. 14.0 mm |
| 07: ID. 4.0, OD. 7.0 mm | 21: ID. 8.0, OD. 9.0 mm   | 40: ID. 12.0, OD. 16.0 mm |
| 08: ID. 4.5, OD. 6.5 mm | 23: ID. 8.0, OD. 12.0 mm  | 43: ID. 13.0, OD. 15.0 mm |
| 09: ID. 4.5, OD. 8.0 mm | 25: ID. 9.0, OD. 11.0 mm  | 45: ID. 14.0, OD. 18.0 mm |
| 12: ID. 5.0, OD. 7.0 mm | 27: ID. 9.0, OD. 13.0 mm  | 50: ID. 16.0, OD. 19.0 mm |
| 10: ID. 5.0, OD. 8.0 mm | 33: ID. 10.0, OD. 14.0 mm | 55: ID. 17.5, OD. 20.5 mm |
| 11: ID. 5.0, OD. 9.0 mm | 36: ID. 11.0, OD. 13.0 mm | 60: ID. 22.0, OD. 27.0 mm |

**Hose type:** 1: Fuel hose  
3: Vinyl hose  
5: General hose

## FLAT RATE SERVICE TIME

Flat rate service time (FRT) means the standard time required to service a MC, which is listed in this manual to help the dealers control the actual working process and calculate the service charge by using it as a guide.

### FRT setting system



\* Float time is set by multiplying the net service time by a given coefficient.

### Editorial style

The service items shown in the text are listed with the exchange work time for the repair sales parts as the subject. Other representative service items not using repair parts (removal/installation, adjustment, inspection/measuring, and other work) are listed collectively in the list in the preface, classified according to the work.

### FRT setting standard

- Decimal system (in unit of 0.1) is adopted to set FRT as it is convenient to calculate the wage.  
Example: (0.1) → 6 minutes, (0.2) → 12 minutes  
[Labor cost per hour] x [FRT] = [Wage]
- FRT is set with a hand tool.
- Service items and FRT can be subject to change depending on development of tools and service equipment and improvement in service procedure.

**Work procedure**

- As the work procedure is set with the work time according to the method in the separate Service Manual, refer to this Manual as required.
- Work methods permitting servicing in the shortest time still permitting assurance of safe work and product warranty are used for the setting of service items not listed in the Service Manual.
- Work basically is to be performed by one person, and when two or more people are required, setting is done as the total time for the number of people.
- The set value for the technological level of the workers uses a person with three years of experience in the repair of Honda vehicles as the standard.
- Special tools and service equipment used to set FRT are those specified or recommended in Service Manual.

**Service item whose FRT is not presented**

- Accessories and service parts that are not listed to use in this manual.
- Locations with little aging deterioration or breakage during normal use.
- Service work that can be finished by one touch.
- Service work that is seldom done (i.e. extremely small causes of trouble and service frequency).

\* When FRT is not presented, please calculate wages based on appropriate actual work time

**Operation not included of FRT**

- Oil and coolant water draining, Waiting time for warming up operation and etc..
- Additional operation that involves removal/installation of standard exterior equipment.
- Indirect time spent for service by visiting the customer, trade-in, and delivery of a MC.
- Indirect time required for ordering and delivery of parts.
- Cost for grease, adhesive agent, etc. used for service work.

**Explanation of FRT by using an example  
(The example may differ from the actual presented items)**

Ref. No.	L.O.N.	(Relative ref. Number) Description	F.R.T.
①	111118	(1, 3, 4, 7) CAMSHAFT..... 4.5	②
③	111118A	⑥ • Includes: Valve clearance adjustment Replace rocker arm add..... 1.0	⑤

- ① Reference No. of the illustration of part that shows location of the replacement work.
- ② FRT is an abbreviation of Flat Rate Time indicating the standard service time required for the replacement.
- ③ LON is an abbreviation of Labor Operation Number, and it is a classification of the service items by the work unit code.  
  
The same operation code is used regardless of the models.  
  
Standard operation is indicated with 6 digits code, and additional operation is indicated with 7 digits code.
- ④ Indicating the camshaft replacement and FRT4.5.
- ⑤ Indicating FRT1.0 that will be added when additional operation (replace rocker arm) is done in association with camshaft replacement.

- ⑥ Indicating work contents that are included in the service item.
- ⑦ Indicating a reference No. whose operation and time are the same as FRT4.5 for the camshaft.

(The application range is limited to the service items without an LON setting within a same block.)

**How to refer to the service item by using the sample  
(camshaft replacement)**

Open to the page of the block where the camshaft's spare part illustration is shown.



Look for the camshaft illustration, and refer to the service item and FRT that agree with the reference No.

Indication mark for the listing of service items that continues to the following page

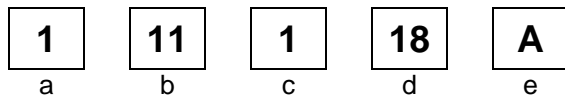
Ref. No.	L.O.N.	(Relative ref. Number) Description	F.R.T.
2	111118	CAMSHAFT .....	4.5
	.	.	.
	.	.	.

+  
Mark indicated at the last line.

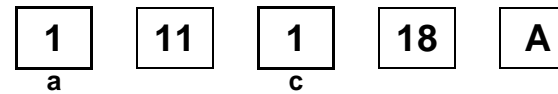
Indication of the block with no setting of FRT

Ref. No.	L.O.N.	(Relative ref. Number) Description	F.R.T.
NO INFORMATION .....			

• LON code system



- a) Category code..... Engine
- b) Location/function code ..... Engine upper
- c) Operation code..... Replace
- d) Operation sequence number (Unit code can be shown with alphabet) ..... camshaft (No regular rule of code)
- e) Additional code ..... replace rocker arm (No regular rule of code)



a) Category codes and classification

Code	Category
1	Engine
2	Transmission
3	Fuel & Exhaust
4	Frame & Body
5	Steering/Suspension
6	Electrical
7	Wheels/Brakes
8	Controls/instrument
9	-
0	-

c) Operation codes and classification

Code	Operation category
1	Replace, Removal/Installation, Change
2	Overhaul
3	Adjust, Balance
4	(Paint-related work: Top-coat)
5	Test, Inspect/diagnose, Measurement, Check
6	(Overhaul-related work: Rebore)
7	(Overhaul-related work: Reseal)
8	(Resurface)
9	(Paint-related work: Refinish)
0	Repair, Cleaning, Air bleeding



Major service items without using spare parts  
Removal/Installation, Adjustment, Inspection/Measurement, Other work

E: Engine, F: Frame

### \* OPERATIONS OTHER THAN REPLACING PARTS

#### • Removal/installation

Set for the configuration with the parts removed from the vehicle.

	LON	DESCRIPTION	FRT
E	1101E5	<b>TILTING ENGINE ASSEMBLY-REMOVAL/INSTALLATION</b> INCLUDES: All necessary adjustment	3.5
	3111D5	<b>THROTTLE BODY ASSEMBLY-REMOVAL/INSTALLATION</b>	1.2
	1101E6	<b>CRANKCASE SEPARATION</b> INCLUDES: Engine removal and installation	5.9
F	1151E6	<b>RADIATOR ASSEMBLY-REMOVAL/INSTALLATION</b>	0.9

#### • Adjustment

	LON	DESCRIPTION	FRT
E	2123A0	<b>CLUTCH-ADJUSTMENT</b> INCLUDES: Clutch lever adjustment	0.1
	6143A1	<b>SPARK PLUG-ADJUSTMENT/CLEANING</b> NOTE: For 1 vehicle	0.9
	1113A0	<b>VALVE CLEARANCE-ADJUSTMENT</b> NOTE: For 1 vehicle	1.8
F	6163A0	<b>HEADLIGHT-AIMING</b>	0.1
	2133A0	<b>DRIVE CHAIN-ADJUSTMENT</b>	0.1
	7103A1	<b>FRONT WHEEL-BALANCE</b>	0.6
	7103A2	<b>REAR WHEEL-BALANCE</b>	0.7
	3113A3	<b>THROTTLE OPERATION-ADJUSTMENT</b>	0.1

#### • Inspection/Measurement

	LON	DESCRIPTION	FRT
E	1115A0	<b>COMPRESSION PRESSURE-MEASUREMENT</b>	1.0
	6145A0	<b>IGNITION TIMING-INSPECTION</b>	0.8
F	6105A0	<b>BATTERY-CHECKING OF ELECTROLYTE LEVEL &amp; CHARGE</b>	0.2

#### • Other work

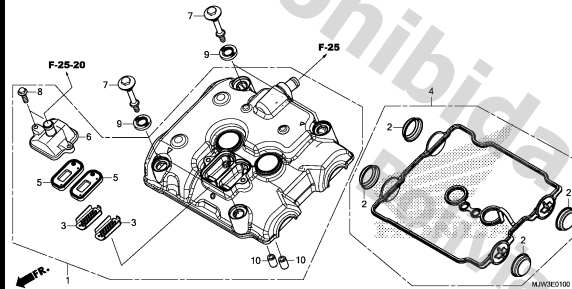
	LON	DESCRIPTION	FRT
E	1130A2	<b>OIL STRAINER-CLEANING</b>	1.0
F	7110A0	<b>FRONT BRAKE-AIR BLEEDING</b>	0.2
	7110A1	<b>REAR BRAKE-AIR BLEEDING</b>	0.2
	1151E7	<b>RADIATOR COOLANT-CHANGE</b>	0.5
	6145A2	<b>HISS MEMORIZATION</b>	0.3

# ENGINE GROUP

C15

E-1

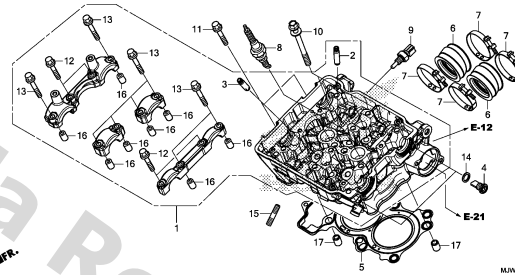
CYLINDER HEAD COVER



E 1

E-2

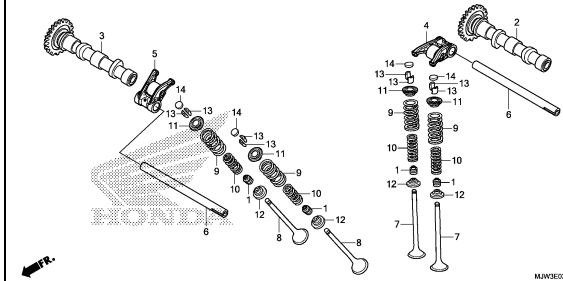
CYLINDER HEAD



E 2

E-3

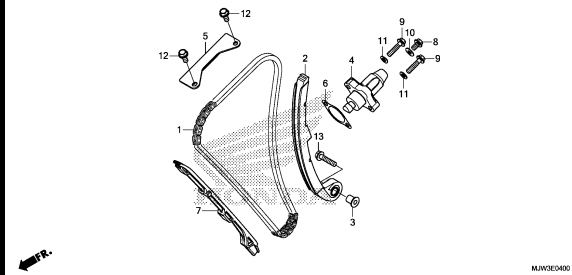
CAMSHAFT/VALVE



E 4

E-4

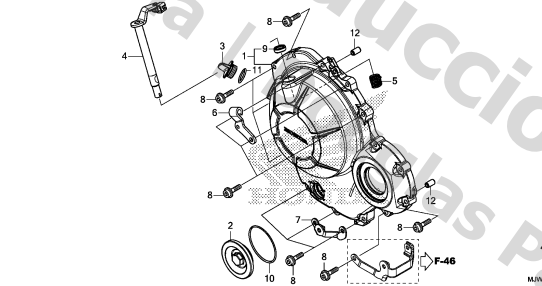
CAM CHAIN/TENSIONER



E 7

E-6

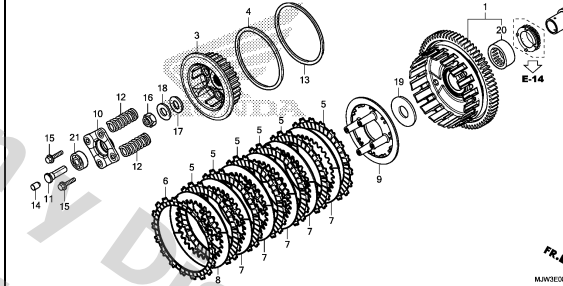
RIGHT CRANKCASE COVER



E 8

E-8

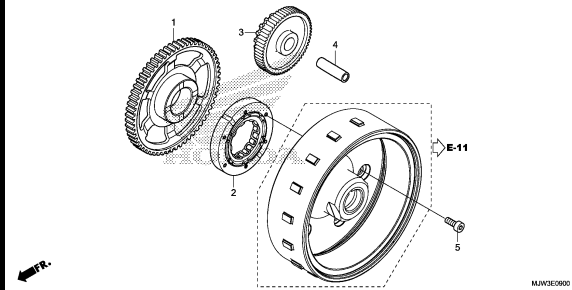
CLUTCH



E 9

E-9

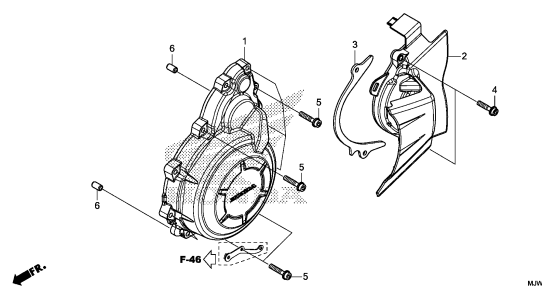
STARTING CLUTCH



E10

E-10

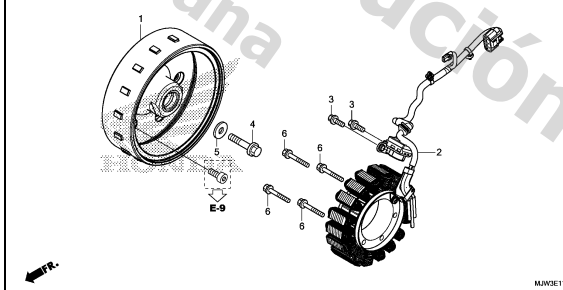
A.C. GENERATOR COVER



E11

E-11

GENERATOR



E12

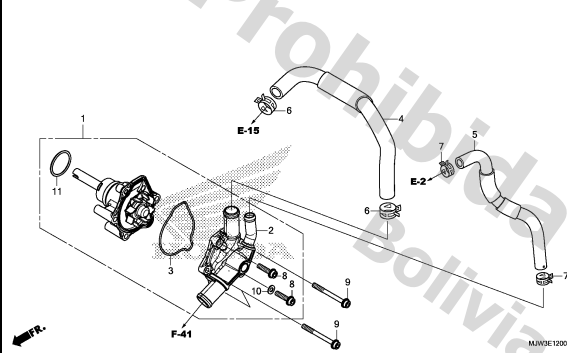
2

# ENGINE GROUP

C16

E-12

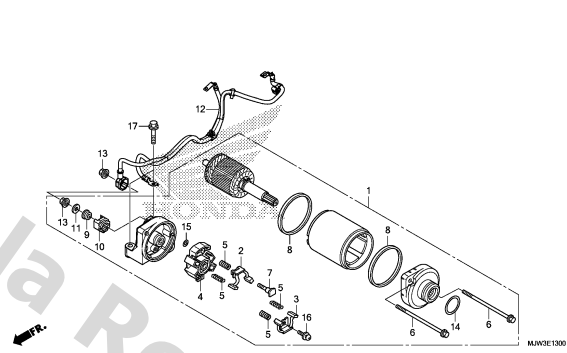
WATER PUMP



E13

E-13

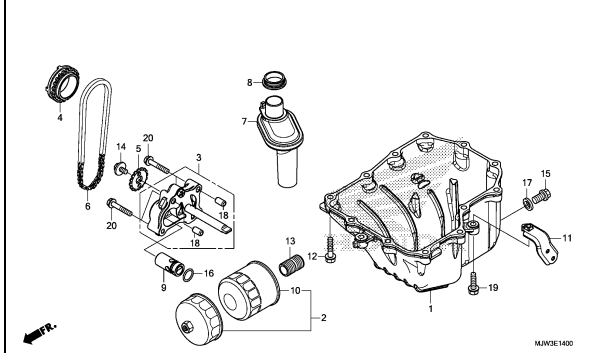
STARTER MOTOR



E14

E-14

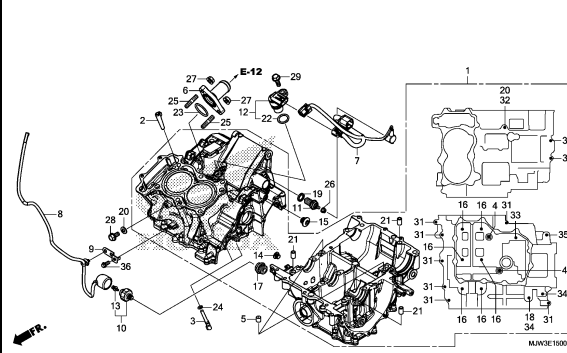
OIL PAN/OIL PUMP



E15

E-15

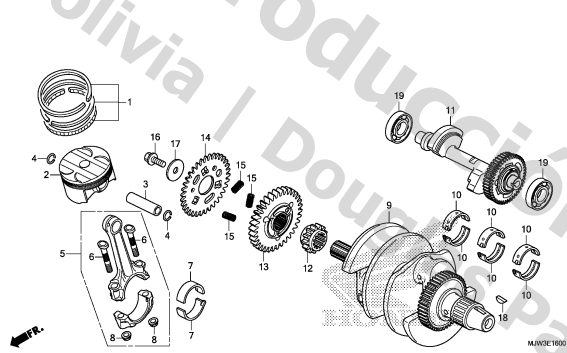
CRANKCASE



E16

E-16

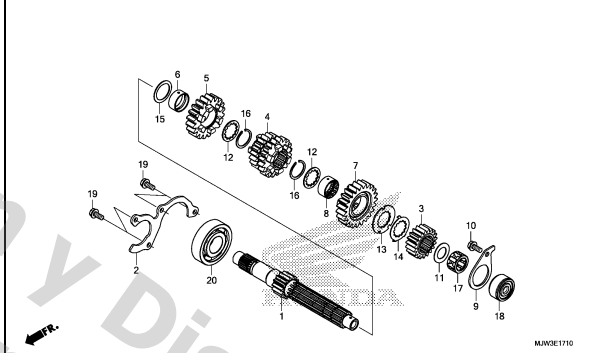
CRANK SHAFT/PISTON



F 2

E-17-10

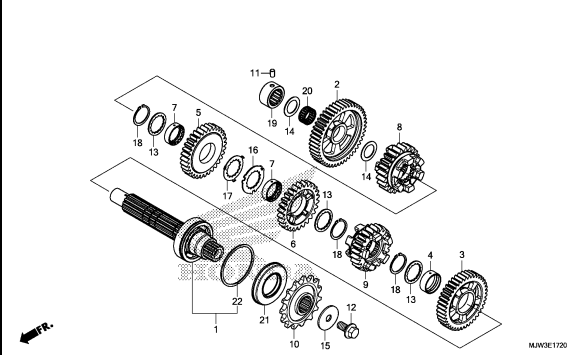
TRANSMISSION(MAINSHAFT)



F 4

E-17-20

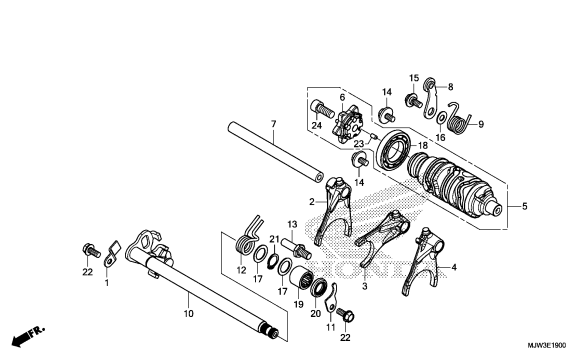
TRANSMISSION(COUNTERSHAFT)



F 5

E-19

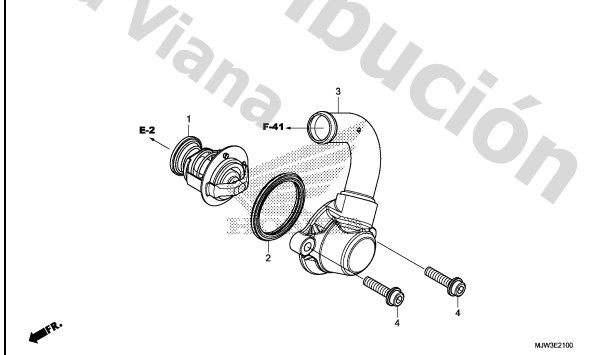
GEARSHIFT DRUM



F 6

E-21

THERMOSTAT



F 7

2

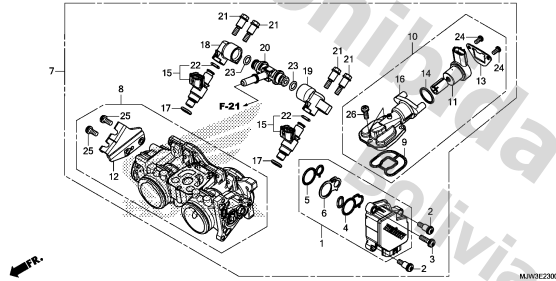
# ENGINE GROUP

D 1

E-23

THROTTLE BODY

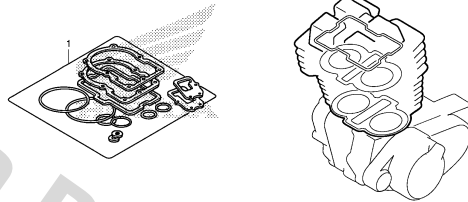
F 8



EOP-1

GASKET KIT A

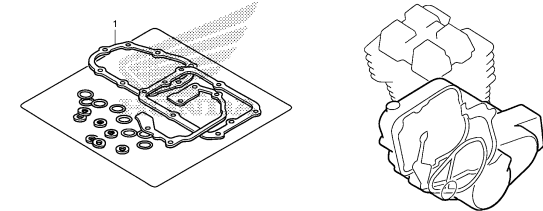
F10



EOP-2

GASKET KIT B

F11



2

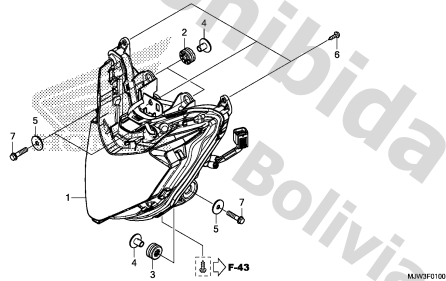
# FRAME GROUP

D 2

F-1

HEADLIGHT

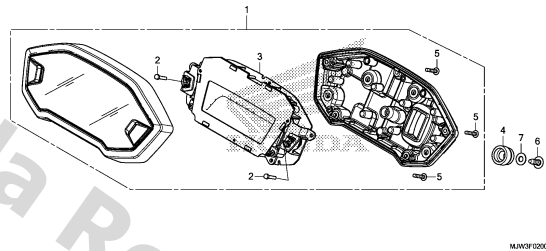
G 1



F-2

METER

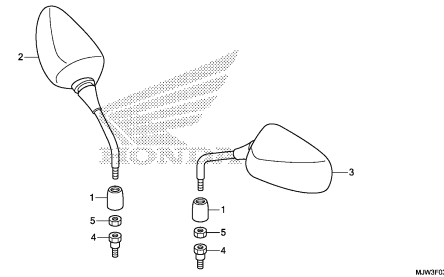
G 2



F-3

MIRROR

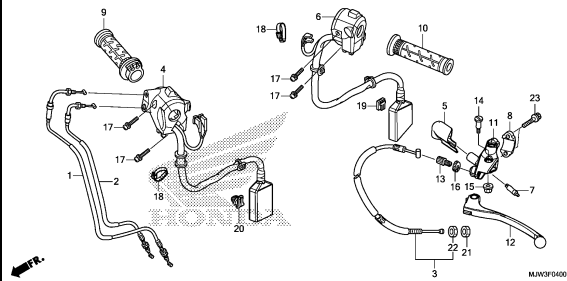
G 3



F-4

HANDLE LEVER/SWITCH/CABLE

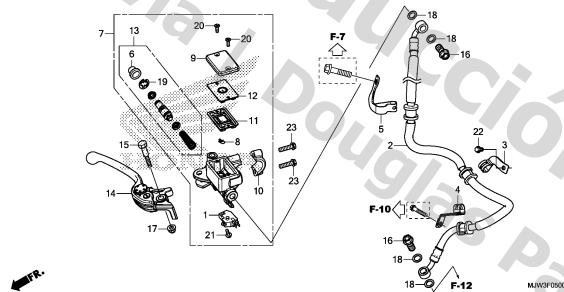
G 4



F-5

FRONT BRAKE MASTER CYLINDER (CB500X)

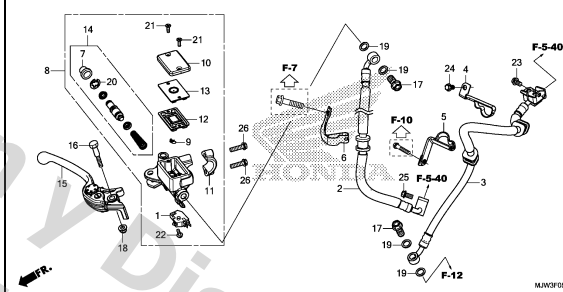
G 5



F-5-10

FRONT BRAKE MASTER CYLINDER (CB500XA)

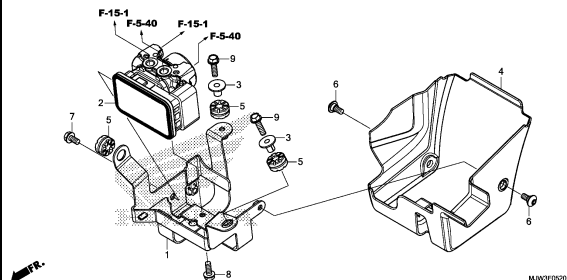
G 6



F-5-20

ABS MODULATOR

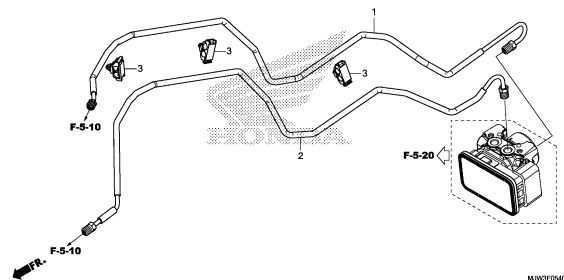
G 8



F-5-40

BRAKE PIPE

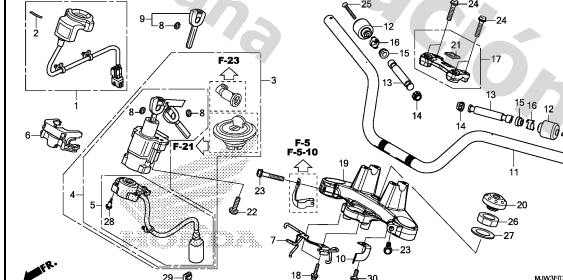
G 9



F-7

HANDLE PIPE/TOP BRIDGE

G10



3

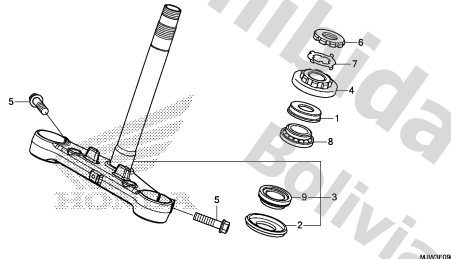
# FRAME GROUP

**D 3**

**F-9**

STEERING STEM

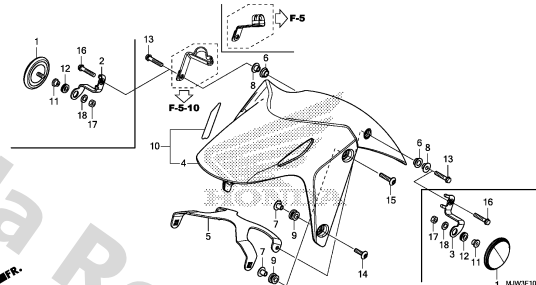
**G12**



**F-10**

FRONT FENDER

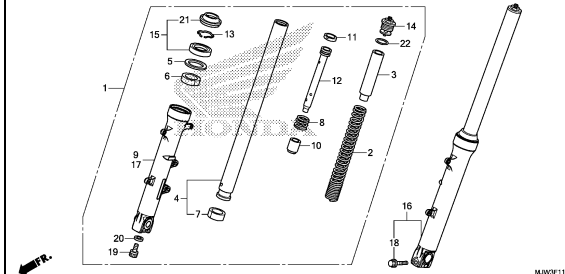
**G13**



**F-11**

FRONT FORK

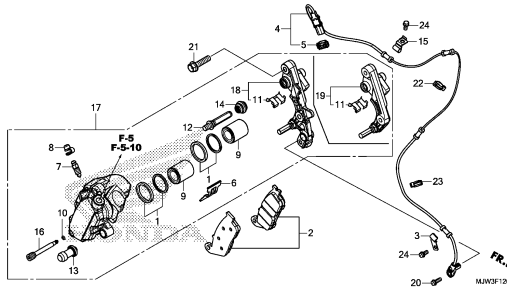
**G14**



**F-12**

FRONT BRAKE CALIPER

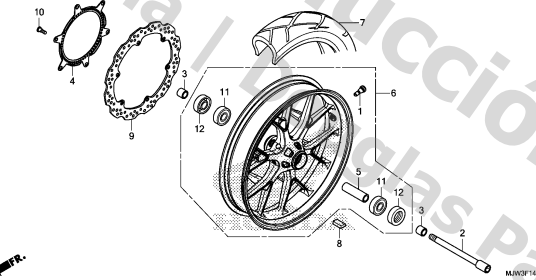
**G15**



**F-14**

FRONT WHEEL

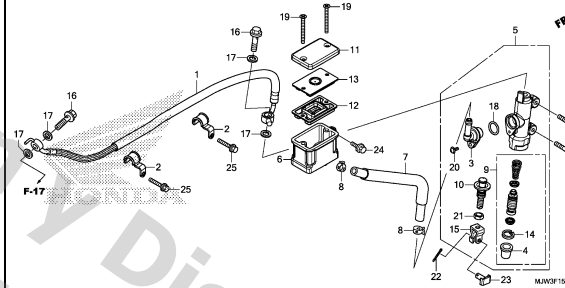
**G16**



**F-15**

REAR BRAKE MASTER CYLINDER(CB500X)

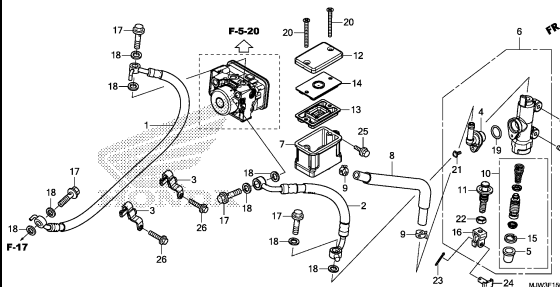
**H 1**



**F-15-1**

REAR BRAKE MASTER CYLINDER (CB500XA)

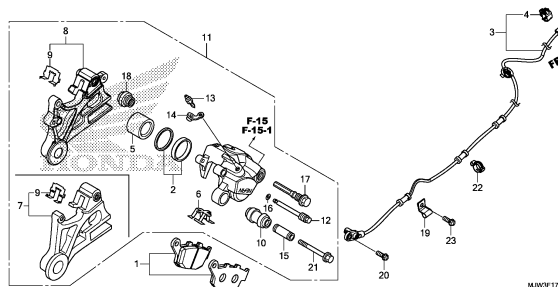
**H 3**



**F-17**

REAR BRAKE CALIPER

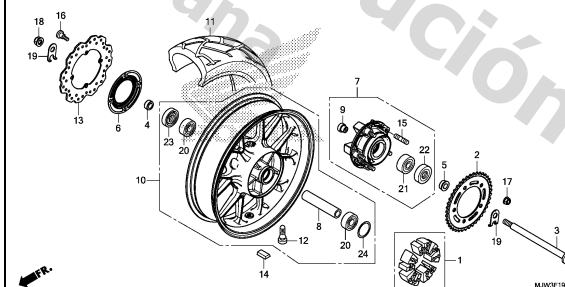
**H 5**



**F-19**

REAR WHEEL

**H 6**



**3**

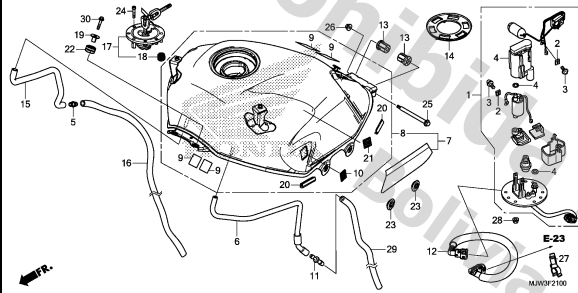
# FRAME GROUP

D 4

F-21

FUEL TANK/FUEL PUMP

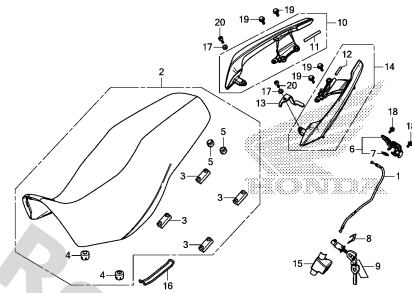
H 8



F-23

SEAT/REAR GRIP

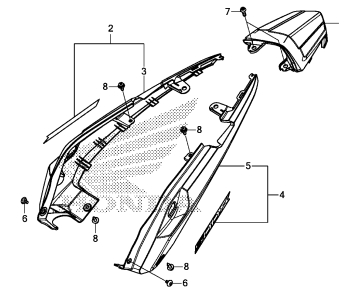
H10



F-23-10

REAR COWL

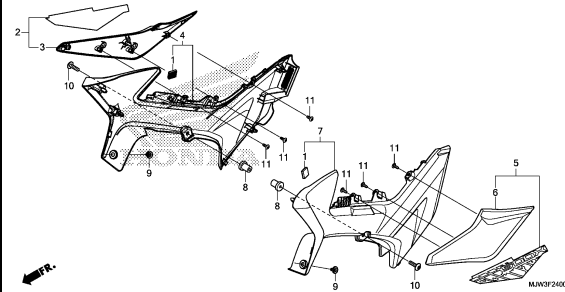
H11



F-24

SIDE COVER

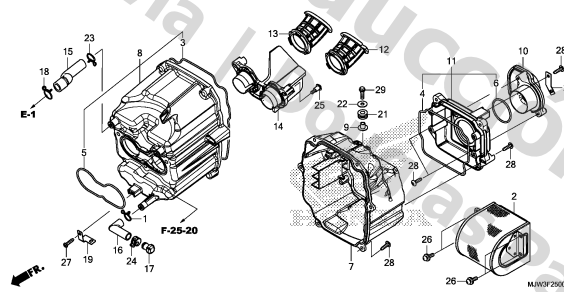
H12



F-25

AIR CLEANER

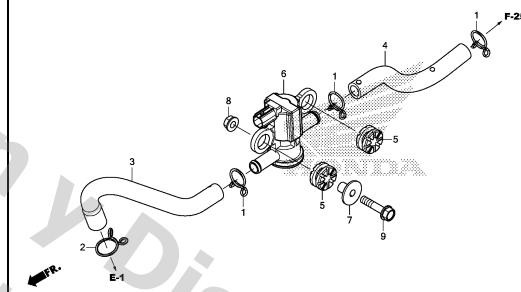
H13



F-25-20

AIR INJECTION SOLENOID VALVE

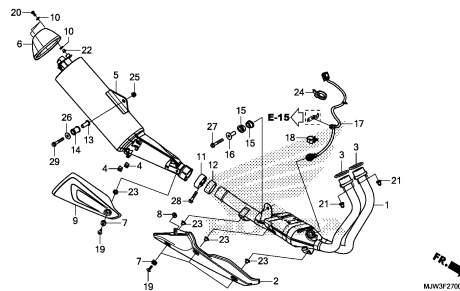
H15



F-27

EXHAUST MUFFLER

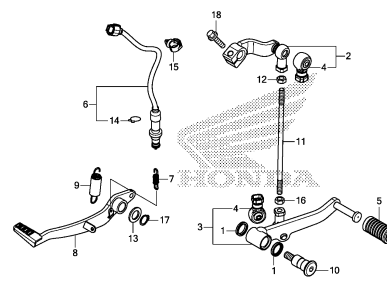
H16



F-29

PEDAL

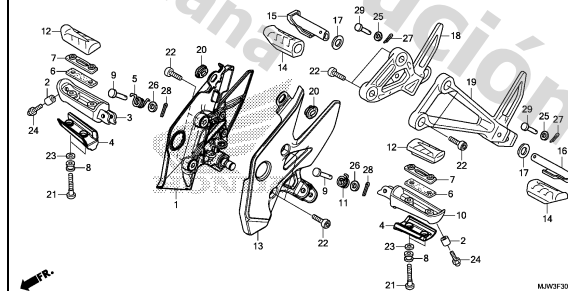
I 2



F-30

STEP

I 3



3

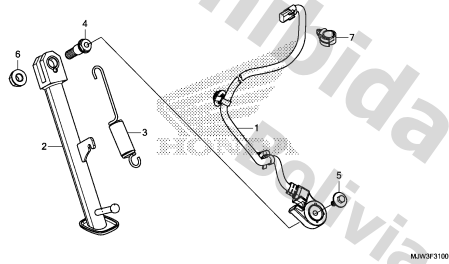
# FRAME GROUP

D 5

F-31

SIDE STAND

I 5

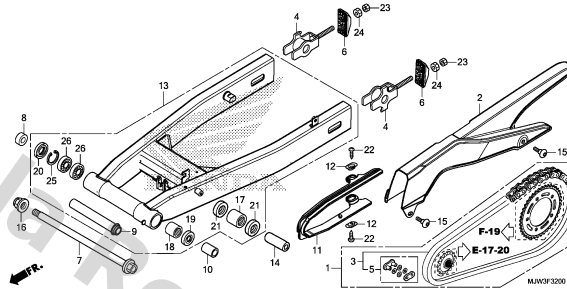


MAWQF3100

F-32

SWINGARM

I 6

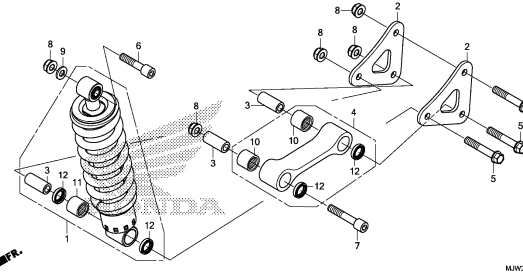


MAWQF3200

F-33

REAR CUSHION

I 8

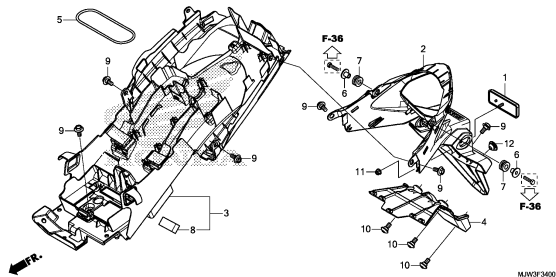


MAWQF3300

F-34

REAR FENDER

I 9

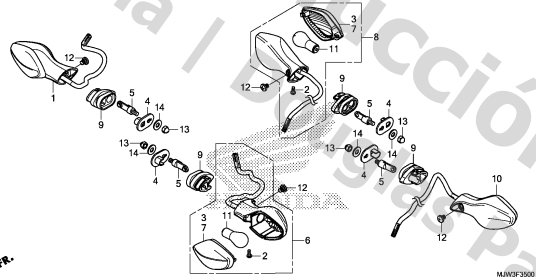


MAWQF3400

F-35

WINKER

I 10

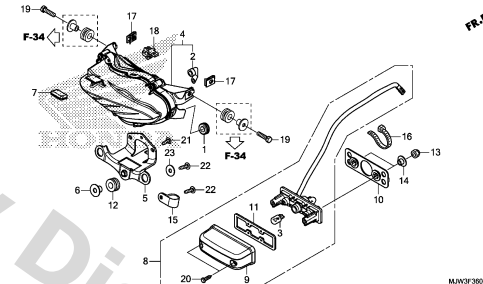


MAWQF3500

F-36

TAILLIGHT

I 11

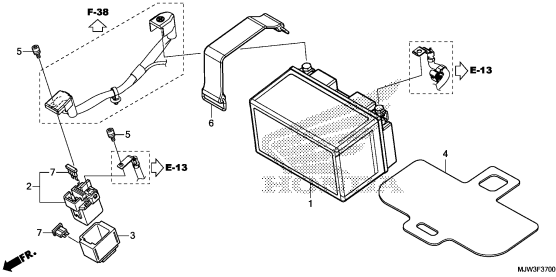


MAWQF3600

F-37

BATTERY

I 12

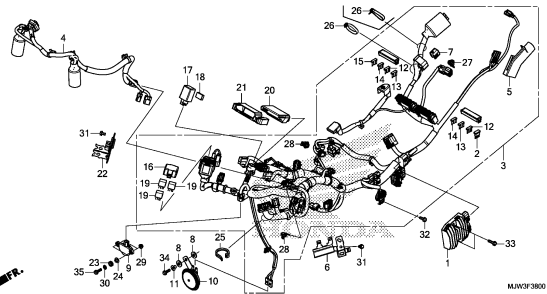


MAWQF3700

F-38

WIRE HARNESS

I 13

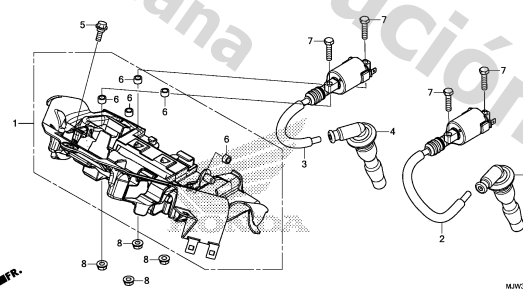


MAWQF3800

F-38-20

IGNITION COIL

I 15



MAWQF3820

3



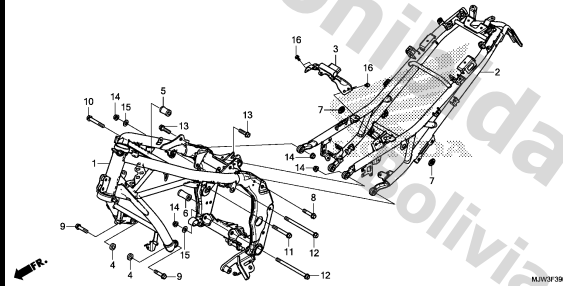
# FRAME GROUP

D 6

F-39

FRAME BODY

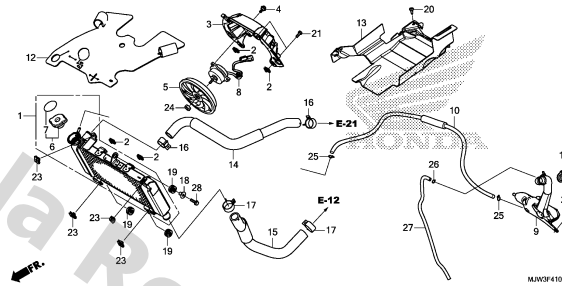
I16



F-41

RADIATOR

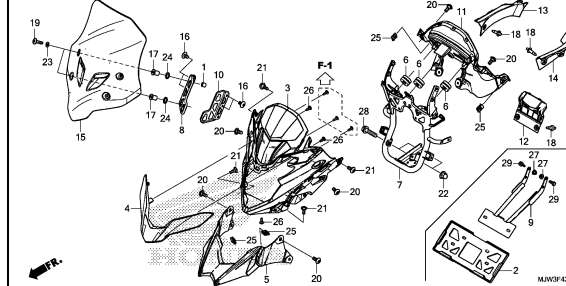
J 1



F-43

UPPER COVER/WINDSCREEN

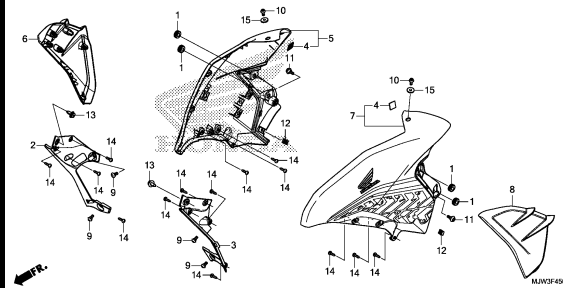
J 3



F-45

MIDDLE COWL

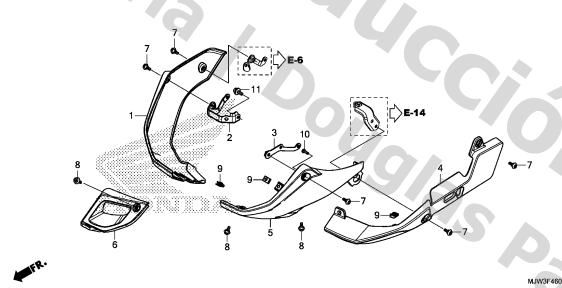
J 5



F-46

UNDER COVER

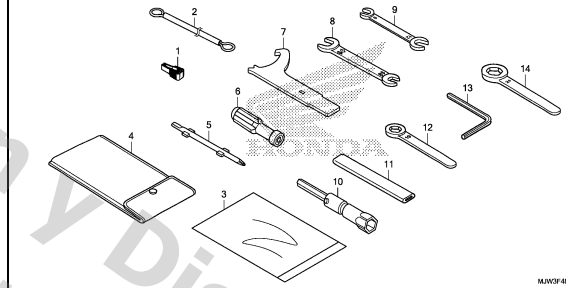
J 6



F-48

TOOL

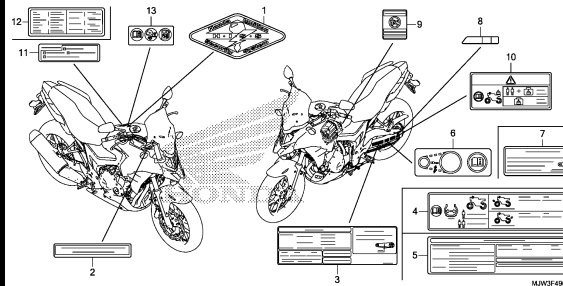
J 7



F-49

CAUTION LABEL

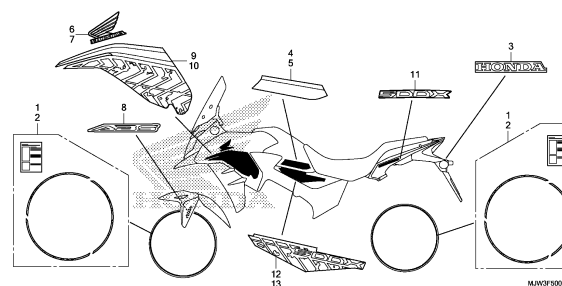
J 8



F-50

MARK

J 9

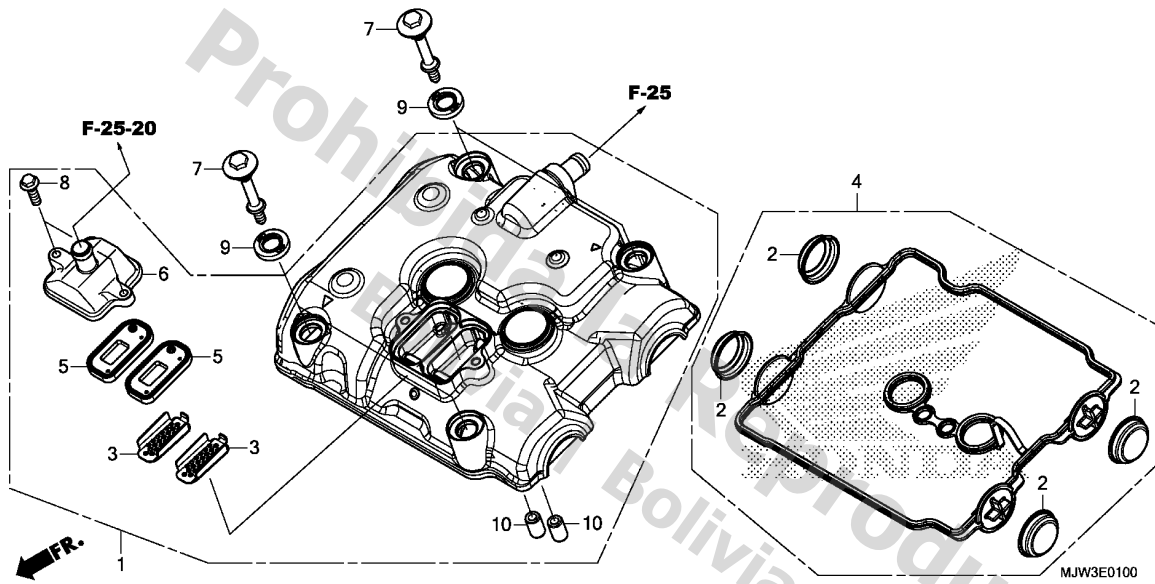


3

E-1

CYLINDER HEAD COVER

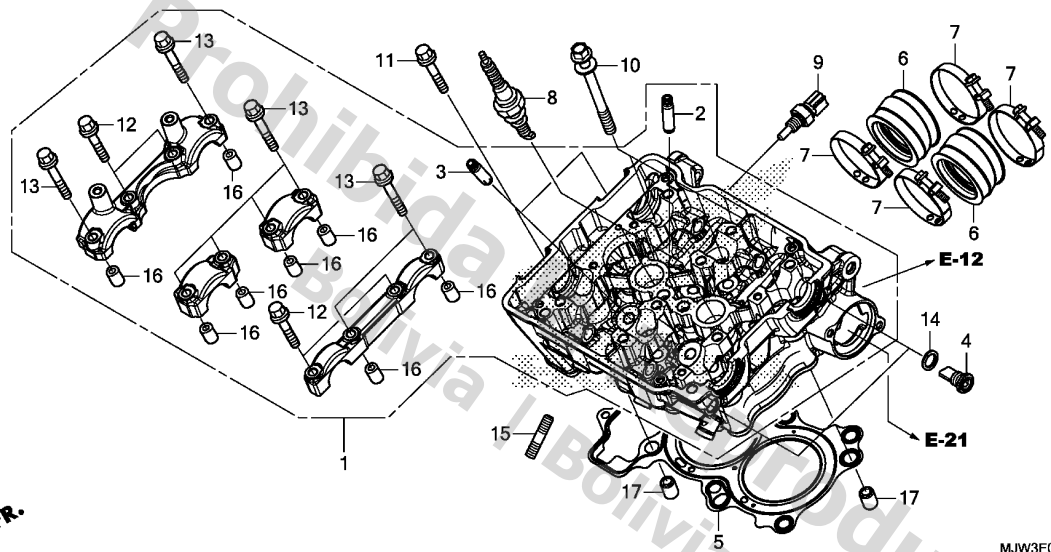
E 1



Ref. No.	L.O.N.	(Relative ref. Number) Description	F.R.T.
1	1111C4	COVER, CYLINDER HEAD .....	1.2
4	1111D2	GASKET, CYLINDER HEAD COVER ..	1.2
5		(3)	
	314125	VALVE, PAIR CHECK .....	0.9
.NOTE: Same time for two units			

Ref. No.	Part No.	Description	Reqd. QTY		Serial No.	Parts catalogue code
			CB500	XA		
1	12300-MGZ-J00	COVER ASSY., CYLINDER HEAD ..	1	1		
2	12331-MGZ-J00	CAP, CYLINDER HEAD COVER .....	4	4		
3	12341-MAT-750	PLATE, PORT(AI) .....	2	2		
4	12391-MGZ-J00	GASKET COMP., CYLINDER HEAD				
5	18601-KEA-741	VALVE COMP., REED(ARAI) .....	1	1		
6	18612-MGZ-J00	COVER, REED VALVE .....	2	2		
7	90002-MY5-850	BOLT, HEAD COVER .....	4	4		
8	90004-GHB-650	BOLT, FLANGE, 6X20(NSHF) .....	2	2		
9	90543-MV9-670	RUBBER, MOUNTING .....	4	4		
10	94301-10160	DOWEL PIN, 10X16 .....	2	2		

2



MJW3E0200

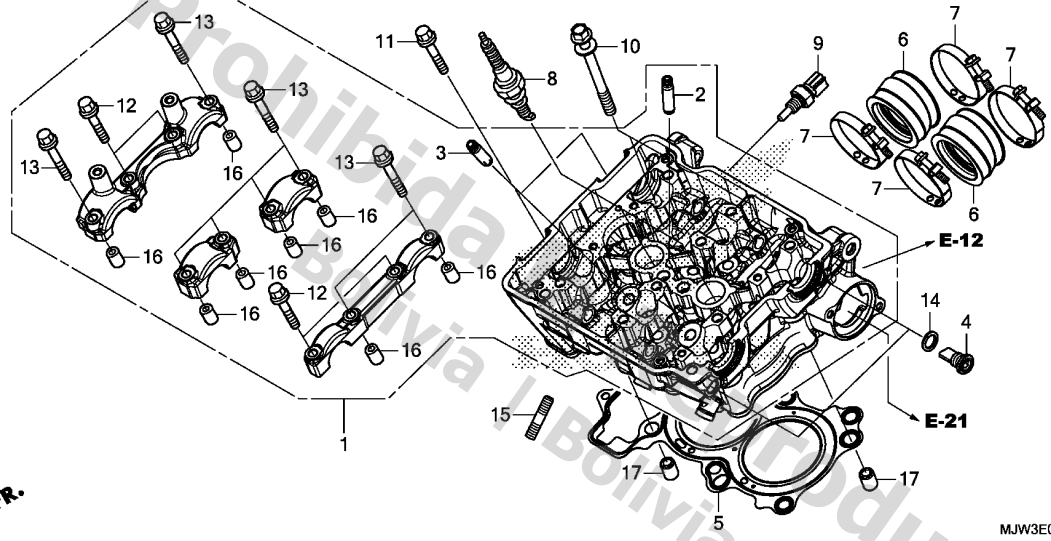
Ref. No.	L.O.N.	(Relative ref. Number) Description	F.R.T.
1	111106	HEAD, CYLINDER ..... .INCLUDES: Engine removal and installation .INCLUDES: Valve adjust and reface	6.3
2	1111L9	GUIDE, INTAKE VALVE(ONE) ..... .INCLUDES: Engine removal and installation .INCLUDES: Reaming .INCLUDES: Valve adjust and reface	5.0
	1111L9A	.Replace all intake valve guide add .....	0.9
3	1111M0	GUIDE, EXHAUST VALVE(ONE) ..... .INCLUDES: Engine removal and installation .INCLUDES: Reaming .INCLUDES: Valve adjust and reface	5.0
	1111M0A	.Replace all exhaust valve guide add .....	0.9
	1111M9	GUIDE, VALVE :FOR 1 VEHICLE .. .INCLUDES: Engine removal and installation .INCLUDES: Reaming	7.1

Ref. No.	Part No.	Description	Reqd. QTY		Serial No.	Parts catalogue code
			CB500	XA		
			X	G		
1	12010-MGZ-J80	HEAD ASSY., CYLINDER .....	1	1		
2	12204-KYJ-305	GUIDE, IN. VALVE(O.S.) .....	4	4		
3	12205-KYJ-305	GUIDE, EX. VALVE(O.S.) .....	4	4		
4	12207-MGZ-J00	BOLT, SEALING, 12MM .....	2	2		
5	12251-MGZ-J01	GASKET, CYLINDER HEAD .....	1	1		
6	16211-MGZ-J00	INSULATOR, THROTTLE BODY ....	2	2		
7	16217-MGZ-J00	BAND, INSULATOR .....	4	4		
8	31916-KRM-841	PLUG, SPARK(CPR8EA-9)(NGK) ..	2	2		
9	37870-MGS-D31	SENSOR ASSY., WATER TEMPERATURE	1	1		
10	90007-MGZ-J00	BOLT-WASHER, 9X100 .....	6	6		
11	90011-MGZ-J00	BOLT, FLANGE, 6X35 .....	2	2		
12	90017-KYJ-900	BOLT, FLANGE, 6X32 .....	4	4		
13	90019-KYJ-900	BOLT, FLANGE, 6X39.5 .....	8	8		
14	90418-KYJ-900	WASHER, 12.2X17X1.5 .....	2	2		
15	92900-08022-3E	BOLT, STUD, 8X22 .....	4	4		
16	94301-08140	DOWEL PIN, 8X14 .....	8	8		
17	94301-12160	PIN A, DOWEL, 12X16 .....	2	2		

E-2

CYLINDER HEAD

E 3



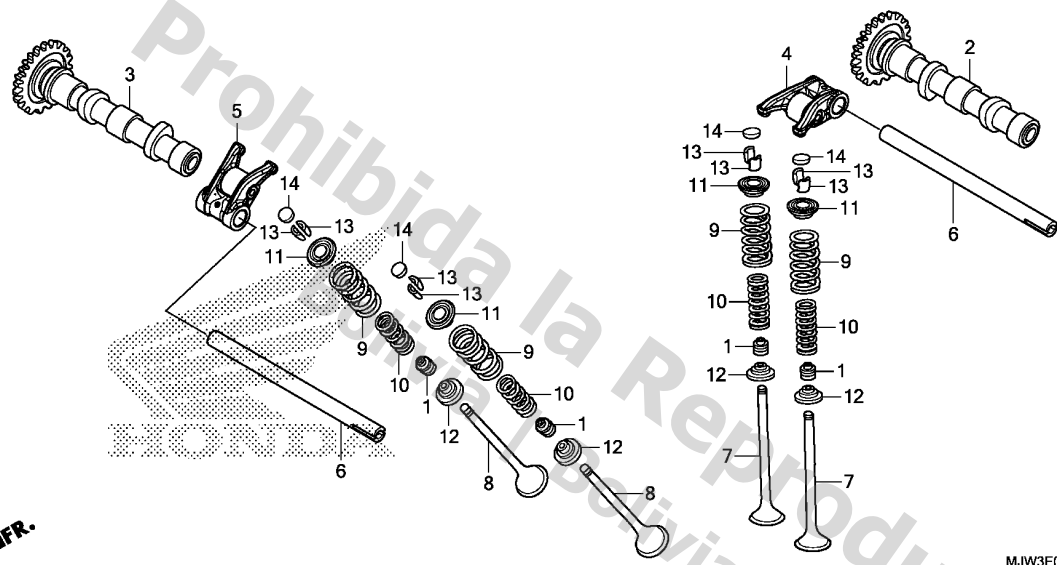
Ref. No.	L.O.N.	(Relative ref. Number) Description	F.R.T.
+ 3		.INCLUDES: Valve adjust and reface	
5	111115	GASKET, CYLINDER HEAD ..... .INCLUDES: Engine removal and installation	4.1
6	311131	INSULATOR, THROTTLE BODY/ CARBURETOR .....	1.1
	3111B6	INSULATOR, THROTTLE BODY/ CARBURETOR :FOR 1 VEHICLE ...	1.1
8	614130	PLUG, SPARK .....	1.0
	6141B2	PLUG, SPARK :FOR 1 VEHICLE ...	1.1
9	6171A9	SENSOR, WATER TEMP .....	0.6

2

E-3

CAMSHAFT/VALVE

E 4



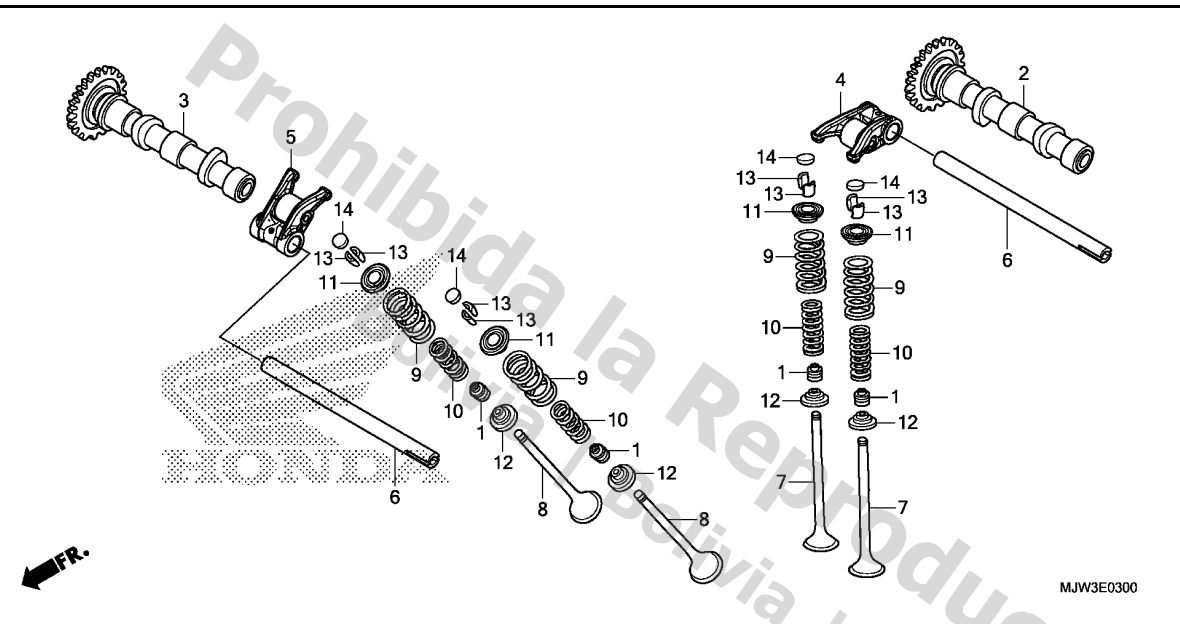
Ref. No.	L.O.N.	(Relative ref. Number) Description	F.R.T.
2	1111E5	CAMSHAFT :INTAKE ..... .INCLUDES: Valve clearance adjustment	2.0
3	1111E6	CAMSHAFT :EXHAUST ..... .INCLUDES: Valve clearance adjustment	2.0
	1111T4	CAMSHAFT :FOR 1 VEHICLE ..... .INCLUDES: Valve clearance adjustment	2.3
4	1111K8	ARM, INTAKE VALVE ROCKER(ONE) .NOTE: Same time for two units .INCLUDES: Valve adjustment	2.0
5	1111K9	ARM, EXHAUST VALVE ROCKER(ONE) .NOTE: Same time for two units .INCLUDES: Valve adjustment	2.0
	1111L8	ARM, VALVE ROCKER :FOR 1 VEHICLE .....	2.3
7	1111N0	VALVE, INTAKE(ONE) ..... .INCLUDES: Engine removal and installation .INCLUDES: Refacing	4.5
	1111NOA	.Replace all intake valve add	0.6
+ 8	1111N1	VALVE, EXHAUST(ONE) .....	4.5

MJW3E0300

Ref. No.	Part No.	Description	Reqd. QTY		Serial No.	Parts catalogue code
			CB500	XA		
			X	G		
			G	G		
1	12209-ML0-722	SEAL, VALVE STEM(ARAI) .....	8	8		
2	14110-MGZ-J00	CAMSHAFT COMP., IN.(34T) ....	1	1		
3	14210-MGZ-J00	CAMSHAFT COMP., EX.(34T) ....	1	1		
4	14430-MGZ-J00	ARM COMP., IN. VALVE ROCKER ..	2	2		
5	14440-MGZ-J00	ARM COMP., EX. VALVE ROCKER ..	2	2		
6	14451-MGZ-J00	SHAFT, ROCKER ARM .....	2	2		
7	14711-MGZ-J00	VALVE, IN. ....	4	4		
8	14721-MGZ-J00	VALVE, EX. ....	4	4		
9	14751-MGZ-J00	SPRING, VALVE OUTER .....	8	8		
10	14761-MGZ-J00	SPRING, VALVE INNER .....	8	8		
11	14771-MFL-000	RETAINER, VALVE SPRING .....	8	8		
12	14775-KYJ-900	SEAT, VALVE SPRING .....	8	8		
13	14781-ML0-720	COTTER, VALVE .....	16	16		
14	14901-KT7-013	SHIM, TAPPET(1.200) .....	8	8		
	14902-KT7-013	SHIM, TAPPET(1.225) .....	8	8		
	14903-KT7-013	SHIM, TAPPET(1.250) .....	8	8		
	14904-KT7-013	SHIM, TAPPET(1.275) .....	8	8		
	14905-KT7-013	SHIM, TAPPET(1.300) .....	8	8		
	14906-KT7-013	SHIM, TAPPET(1.325) .....	8	8		
	14907-KT7-013	SHIM, TAPPET(1.350) .....	8	8		
	14908-KT7-013	SHIM, TAPPET(1.375) .....	8	8		
	14909-KT7-013	SHIM, TAPPET(1.400) .....	8	8		
	14910-KT7-013	SHIM, TAPPET(1.425) .....	8	8		
	14911-KT7-013	SHIM, TAPPET(1.450) .....	8	8		
	14912-KT7-013	SHIM, TAPPET(1.475) .....	8	8		
	14913-KT7-013	SHIM, TAPPET(1.500) .....	8	8		
	14914-KT7-013	SHIM, TAPPET(1.525) .....	8	8		

2

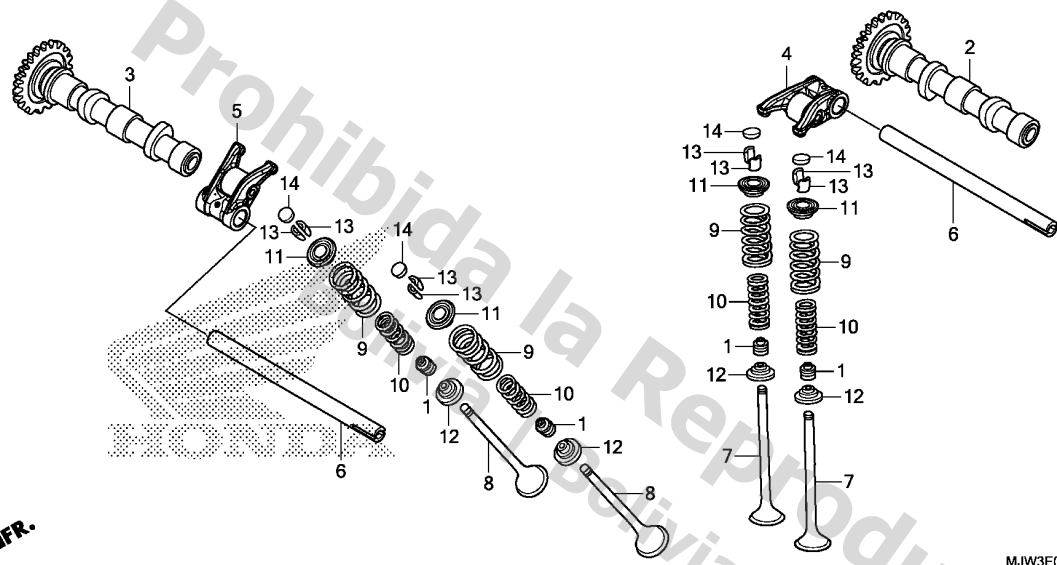




Ref. No.	L.O.N.	(Relative ref. Number) Description	F.R.T.
+ 8		.INCLUDES: Engine removal and installation	
		.INCLUDES: Refacing	
1111N1A		.Replace all exhaust valve add	0.6
1111P0		VALVE :FOR 1 VEHICLE	5.9
		.INCLUDES: Engine removal and installation	
		.INCLUDES: Refacing (1,10,11,12,13)	
9		1111P2 INTAKE VALVE SPRING AND/OR STEM SEAL(ONE)	4.3
		.INCLUDES: Engine removal and installation	
1111P2A		.Replace all intake spring add	0.3
1111P3		EXHAUST VALVE SPRING AND/OR STEM SEAL(ONE)	4.3
		.INCLUDES: Engine removal and installation	
1111P3A		.Replace all exhaust spring add	0.3
1111Q2		VALVE SPRING AND/OR STEM SEAL :FOR 1 VEHICLE	5.0
		.INCLUDES: Engine removal and installation	

Ref. No.	Part No.	Description	Reqd. QTY		Serial No.	Parts catalogue code
			CB500	XA		
			X	G		
14)	14915-KT7-013	SHIM, TAPPET(1.550)	8	8		
	14916-KT7-013	SHIM, TAPPET(1.575)	8	8		
	14917-KT7-013	SHIM, TAPPET(1.600)	8	8		
	14918-KT7-013	SHIM, TAPPET(1.625)	8	8		
	14919-KT7-013	SHIM, TAPPET(1.650)	8	8		
	14920-KT7-013	SHIM, TAPPET(1.675)	8	8		
	14921-KT7-013	SHIM, TAPPET(1.700)	8	8		
	14922-KT7-013	SHIM, TAPPET(1.725)	8	8		
	14923-KT7-013	SHIM, TAPPET(1.750)	8	8		
	14924-KT7-013	SHIM, TAPPET(1.775)	8	8		
	14925-KT7-013	SHIM, TAPPET(1.800)	8	8		
	14926-KT7-013	SHIM, TAPPET(1.825)	8	8		
	14927-KT7-013	SHIM, TAPPET(1.850)	8	8		
	14928-KT7-013	SHIM, TAPPET(1.875)	8	8		
	14929-KT7-013	SHIM, TAPPET(1.900)	8	8		
	14930-KT7-013	SHIM, TAPPET(1.925)	8	8		
	14931-KT7-013	SHIM, TAPPET(1.950)	8	8		
	14932-KT7-013	SHIM, TAPPET(1.975)	8	8		
	14933-KT7-013	SHIM, TAPPET(2.000)	8	8		
	14934-KT7-013	SHIM, TAPPET(2.025)	8	8		
	14935-KT7-013	SHIM, TAPPET(2.050)	8	8		
	14936-KT7-013	SHIM, TAPPET(2.075)	8	8		
	14937-KT7-013	SHIM, TAPPET(2.100)	8	8		
	14938-KT7-013	SHIM, TAPPET(2.125)	8	8		
	14939-KT7-013	SHIM, TAPPET(2.150)	8	8		
	14940-KT7-013	SHIM, TAPPET(2.175)	8	8		
	14941-KT7-013	SHIM, TAPPET(2.200)	8	8		
	14942-KT7-013	SHIM, TAPPET(2.225)	8	8		
	14943-KT7-013	SHIM, TAPPET(2.250)	8	8		





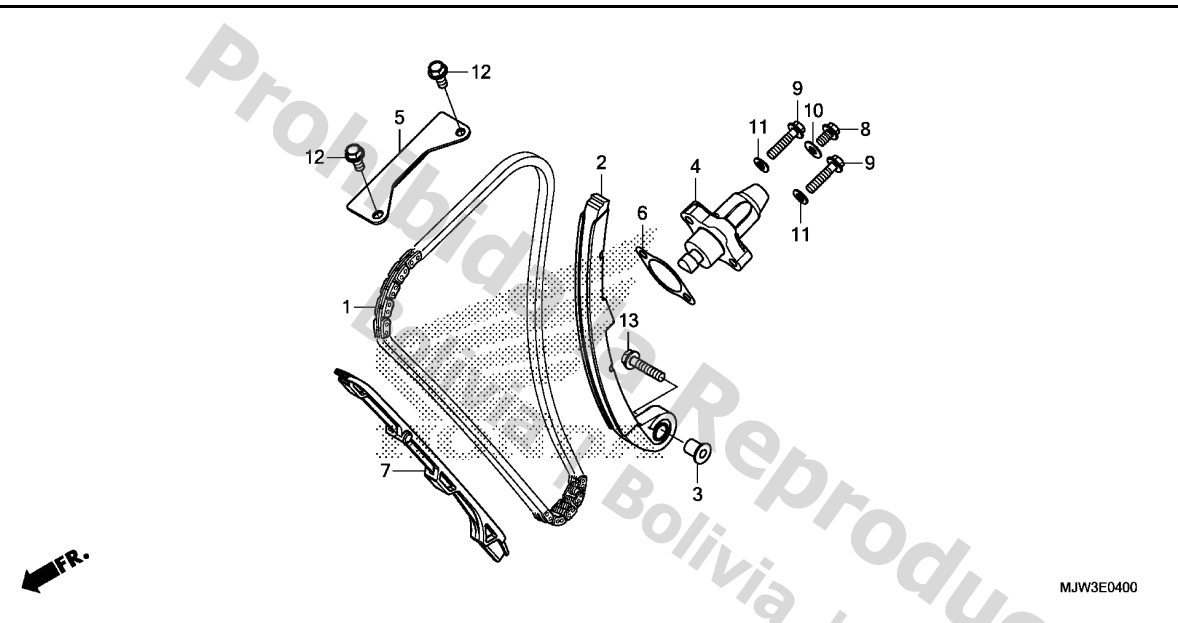
MJW3E0300

Ref. No.	Part No.	Description	Reqd. QTY		Serial No.	Parts catalogue code
			CB500	XA		
			X	G		
14)	14944-KT7-013	SHIM, TAPPET (2.275)	8	8		
	14945-KT7-013	SHIM, TAPPET (2.300)	8	8		
	14946-KT7-013	SHIM, TAPPET (2.325)	8	8		
	14947-KT7-013	SHIM, TAPPET (2.350)	8	8		
	14948-KT7-013	SHIM, TAPPET (2.375)	8	8		
	14949-KT7-013	SHIM, TAPPET (2.400)	8	8		
	14950-KT7-013	SHIM, TAPPET (2.425)	8	8		
	14951-KT7-013	SHIM, TAPPET (2.450)	8	8		
	14952-KT7-013	SHIM, TAPPET (2.475)	8	8		
	14953-KT7-013	SHIM, TAPPET (2.500)	8	8		
	14954-KT7-013	SHIM, TAPPET (2.525)	8	8		
	14955-KT7-013	SHIM, TAPPET (2.550)	8	8		
	14956-KT7-013	SHIM, TAPPET (2.575)	8	8		
	14957-KT7-013	SHIM, TAPPET (2.600)	8	8		
	14958-KT7-013	SHIM, TAPPET (2.625)	8	8		
	14959-KT7-013	SHIM, TAPPET (2.650)	8	8		
	14960-KT7-013	SHIM, TAPPET (2.675)	8	8		
	14961-KT7-013	SHIM, TAPPET (2.700)	8	8		
	14962-KT7-013	SHIM, TAPPET (2.725)	8	8		
	14963-KT7-013	SHIM, TAPPET (2.750)	8	8		
	14964-KT7-013	SHIM, TAPPET (2.775)	8	8		
	14965-KT7-013	SHIM, TAPPET (2.800)	8	8		
	14966-KT7-013	SHIM, TAPPET (2.825)	8	8		
	14967-KT7-013	SHIM, TAPPET (2.850)	8	8		
	14968-KT7-013	SHIM, TAPPET (2.875)	8	8		
	14969-KT7-013	SHIM, TAPPET (2.900)	8	8		

E-4

CAM CHAIN/TENSIONER

E 7



Ref. No.	L.O.N.	(Relative ref. Number) Description	F.R.T.
1	110140	CHAIN, CAM ..... .INCLUDES: Engine removal and installation	4.6
2	111130	TENSIONER, CAM CHAIN ..... .INCLUDES: Engine removal and installation	4.6
4	111133	LIFTER, TENSIONER ..... (6)	0.2
5	1111G9	GUIDE B, CAM CHAIN ..... (6)	1.2
7	111139	GUIDE, CAM CHAIN ..... .INCLUDES: Engine removal and installation	4.1

Ref. No.	Part No.	Description	Reqd. QTY		Serial No.	Parts catalogue code
			CB500	XA		
			X	G		
1	14401-MGZ-J01	CHAIN, CAM(130L)(DAIDO) (SCH-0409 SV)	1	1		
2	14510-MGZ-J01	TENSIONER COMP., CAM CHAIN (NOK)	1	1		
3	14517-MGZ-J00	COLLAR, TENSIONER .....	1	1		
4	14520-MGZ-J81	LIFTER ASSY., TENSIONER .....	1	1		
5	14546-KYJ-900	GUIDE B, CAM CHAIN .....	1	1		
6	14560-MGZ-J01	GASKET, TENSIONER HOLE .....	1	1		
7	14611-MGZ-J00	GUIDE A, CAM CHAIN .....	1	1		
8	90004-GHB-600	BOLT, FLANGE, 6X10(NSHF) .....	1	1		
9	90004-GHB-670	BOLT, FLANGE, 6X25(NSHF) .....	2	2		
10	90442-397-000	WASHER, SEALING, 6MM .....	1	1		
11	90463-MEE-000	WASHER, SEALING, 6MM .....	2	2		
12	95701-06014-00	BOLT, FLANGE, 6X14 .....	2	2		
13	95801-06028-00	BOLT, FLANGE, 6X28 .....	1	1		

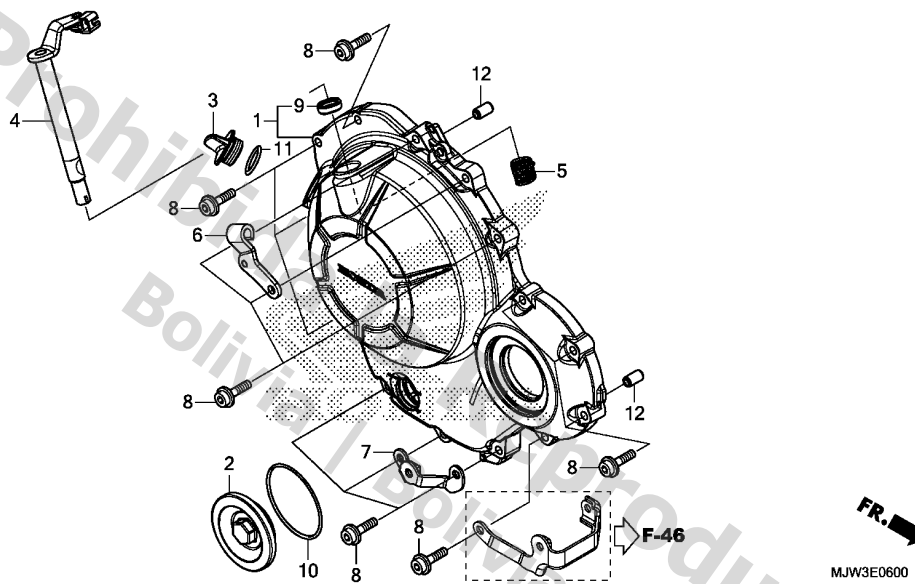
2



E-6

RIGHT CRANKCASE COVER

E 8



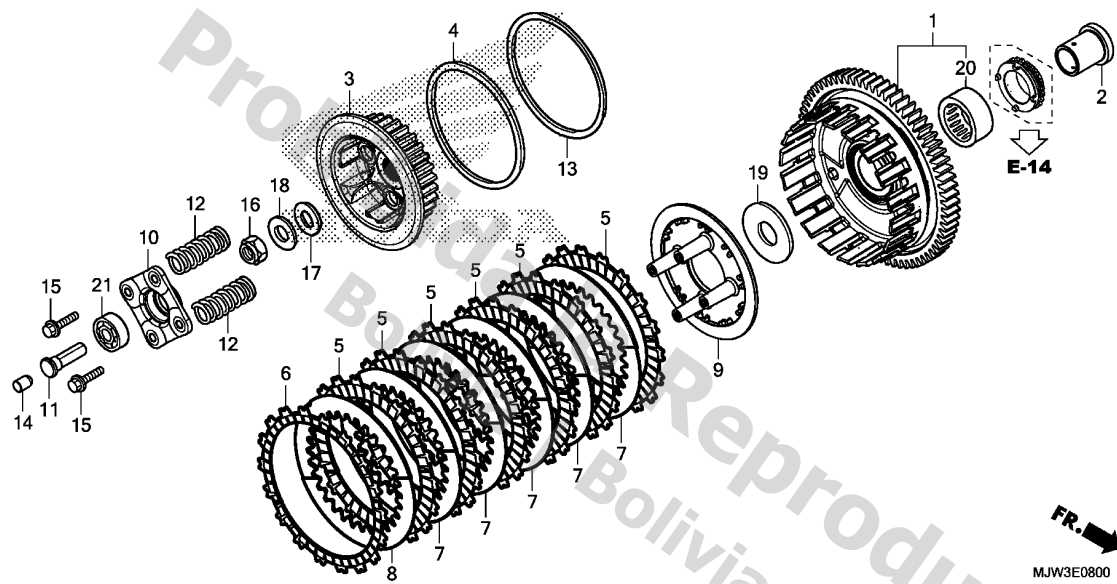
Ref. No.	L.O.N.	(Relative ref. Number) Description	F.R.T.
1	110159	COVER, CRANKCASE :RIGHT (5,9)	0.5
4	2121A7	LEVER, CLUTCH	0.4

Ref. No.	Part No.	Description	Reqd. QTY		Serial No.	Parts catalogue code
			CB500	XA		
			X	G		
1	11330-MJW-J80	COVER COMP., R. CRANKCASE	1	1		
2	11332-MGZ-J00	CAP, 45MM	1	1		
3	15611-KA4-710	CAP, OIL FILLER	1	1		
4	22810-MGZ-J00	LEVER COMP., CLUTCH	1	1		
5	22815-413-000	SPRING, CLUTCH LEVER	1	1		
6	22821-MGZ-J00	RECEIVER, CLUTCH CABLE	1	1		
7	64316-MGZ-J00	STAY, R. RR. UNDER COWL	1	1		
8	90003-MGZ-J00	BOLT, FLANGE SOCKET, 6X28	14	14		
9	91204-KK0-003	OIL SEAL, 12X18X5 (ARAI)	1	1		
10	91301-ML7-003	O-RING, 48.1X3.6 (ARAI)	1	1		
11	91307-035-000	O-RING, 18X3	1	1		
12	94301-08140	DOWEL PIN, 8X14	2	2		

E-8

CLUTCH

E 9



Ref. No.	L.O.N.	(Relative ref. Number) Description	F.R.T.
1	2121A0	OUTER, CLUTCH .....	0.7
3	212112	CENTER, CLUTCH .....	0.7
5	2121A1	(4,6,7,8,13) DISC, CLUTCH FRICTION .....	0.7
		.NOTE: Same time for two units or more	
9	2121A3	PLATE, CLUTCH PRESSURE .....	0.7
10	2121A4	PLATE, CLUTCH LIFTER .....	0.5
11	2121B6	ROD, CLUTCH LIFTER .....	0.4
12	212107	SPRING, CLUTCH .....	0.5
		.NOTE: Same time for two units or more	
21	2121B4	BEARING, CLUTCH LIFTER .....	0.4

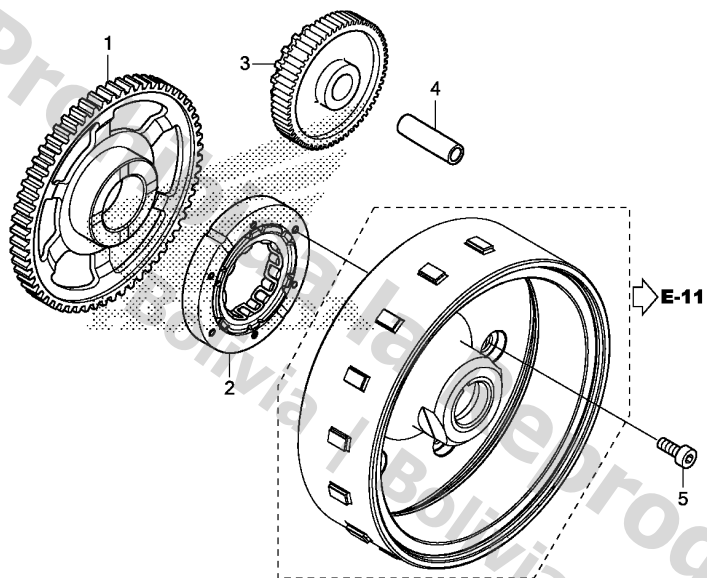
Ref. No.	Part No.	Description	Reqd. QTY		Serial No.	Parts catalogue code
			CB500	XA		
			X	G		
1	22100-MGZ-J01	OUTER COMP., CLUTCH(69T) ....	1	1		
2	22116-MGZ-J00	GUIDE, CLUTCH OUTER .....	1	1		
3	22120-MGZ-J01	CENTER, CLUTCH .....	1	1		
4	22125-KZZ-901	SEAT, JUDDER SPRING .....	1	1		
5	22201-MGZ-J01	DISK, CLUTCH FRICTION .....	6	6		
6	22202-KZZ-901	DISK B, CLUTCH FRICTION .....	1	1		
7	22321-MGZ-J01	PLATE, CLUTCH .....	5	5		
8	22322-MGZ-J01	PLATE B, CLUTCH .....	1	1		
9	22350-MGZ-J01	PLATE, CLUTCH PRESSURE .....	1	1		
10	22361-MGZ-J00	PLATE, CLUTCH LIFTER .....	1	1		
11	22366-MGZ-J00	ROD, CLUTCH CENTER .....	1	1		
12	22401-MM9-000	SPRING, CLUTCH .....	4	4		
13	22402-KZZ-902	SPRING, JUDDER .....	1	1		
14	22847-MFF-D00	ROD, CLUTCH LIFTER .....	1	1		
15	90007-MR1-000	BOLT, FLANGE SPECIAL, 6X30 ..	4	4		
16	90236-MGZ-J00	NUT, LOCK, 18MM .....	1	1		
17	90401-MZ8-B40	WASHER, 18MM .....	1	1		
18	90432-428-000	WASHER, LOCK .....	1	1		
19	90452-MGZ-J01	WASHER, THRUST, 22MM .....	1	1		
20	91021-MGZ-J01	BEARING, NEEDLE, 28X35X16(NTN)	1	1		
21	96100-60010-00	BEARING, RADIAL BALL, 6001 ..	1	1		

2

E-9

STARTING CLUTCH

E10



Ref. No.	L.O.N.	(Relative ref. Number) Description	F.R.T.
1	612120	GEAR, STARTER DRIVEN .....	0.8
2	612131	OUTER, STARTING CLUTCH .....	0.9
3	612125	GEAR, STARTER REDUCTION .....	0.6

Ref. No.	Part No.	Description	Reqd. QTY		Serial No.	Parts catalogue code
			CB500	XA		
1	28110-MGZ-J00	GEAR, STARTER DRIVEN(77T) ...	1	1		
2	28125-MGZ-J01	OUTER COMP., STARTING CLUTCH	1	1		
3	28130-MGZ-J00	GEAR, STARTER REDUCTION (21T/76T)	1	1		
4	28132-MK5-000	SHAFT C, IDLE GEAR .....	1	1		
5	90017-MGZ-J00	BOLT, SOCKET, 8MM .....	6	6		

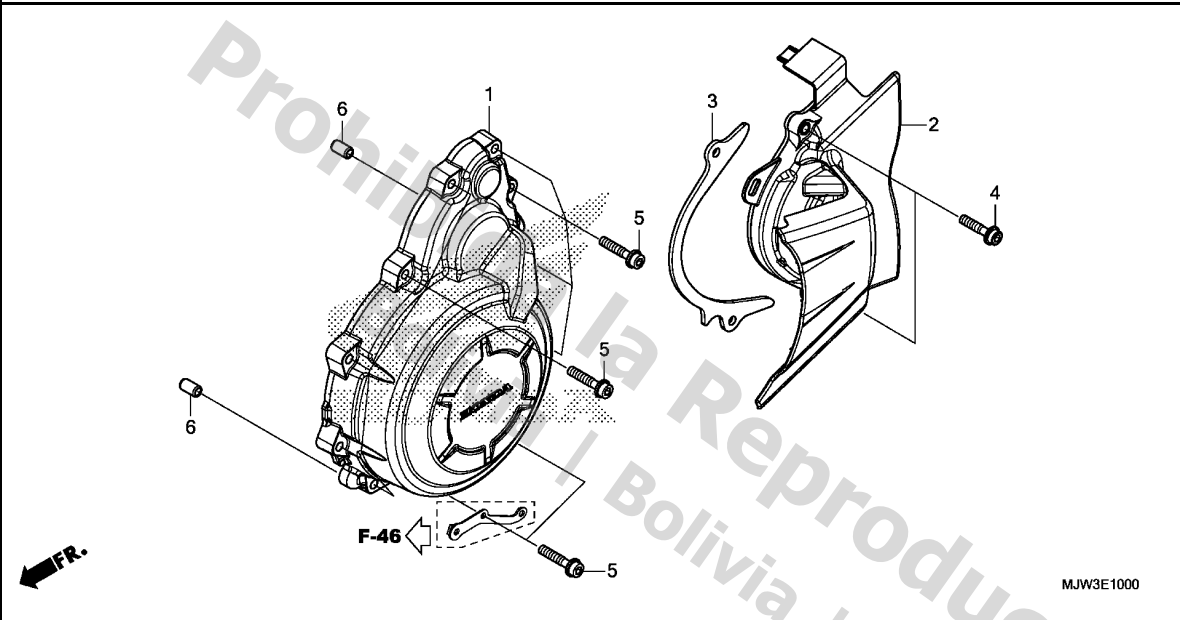
2

FR.

E-10

A.C. GENERATOR COVER

E11



Ref. No.	L.O.N.	(Relative ref. Number) Description	F.R.T.
1	1101B1	COVER, ALTERNATOR .....	0.7
2	1101B0	COVER, CRANKCASE :LEFT REAR ..	0.2

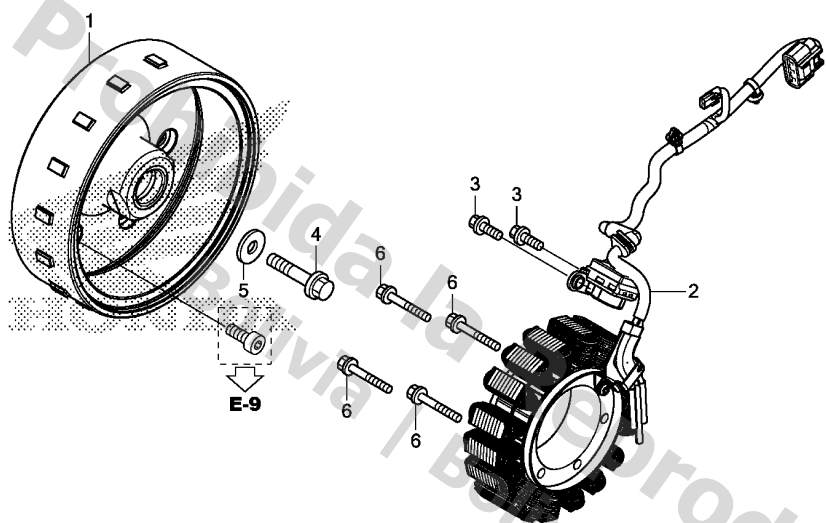
Ref. No.	Part No.	Description	Reqd. QTY		Serial No.	Parts catalogue code
			CB500	XA		
			X	G		
1	11321-MJW-J80	COVER, A.C. GENERATOR .....	1	1		
2	11350-MGZ-J00	COVER COMP., L. RR. ....	1	1		
3	11355-MGZ-J00	PLATE, DRIVE CHAIN GUIDE ....	1	1		
4	90002-MGZ-J00	BOLT, FLANGE SOCKET, 6X25 ...	2	2		
5	90003-MGZ-J00	BOLT, FLANGE SOCKET, 6X28 ...	11	11		
6	94301-08140	DOWEL PIN, 8X14 .....	2	2		

2

E-11

GENERATOR

E12



MJW3E1100

Ref. No.	L.O.N.	(Relative ref. Number) Description	F.R.T.
1	613105	ROTOR OR FLYWHEEL .....	0.9
2	6131A3	STATOR .....	0.9

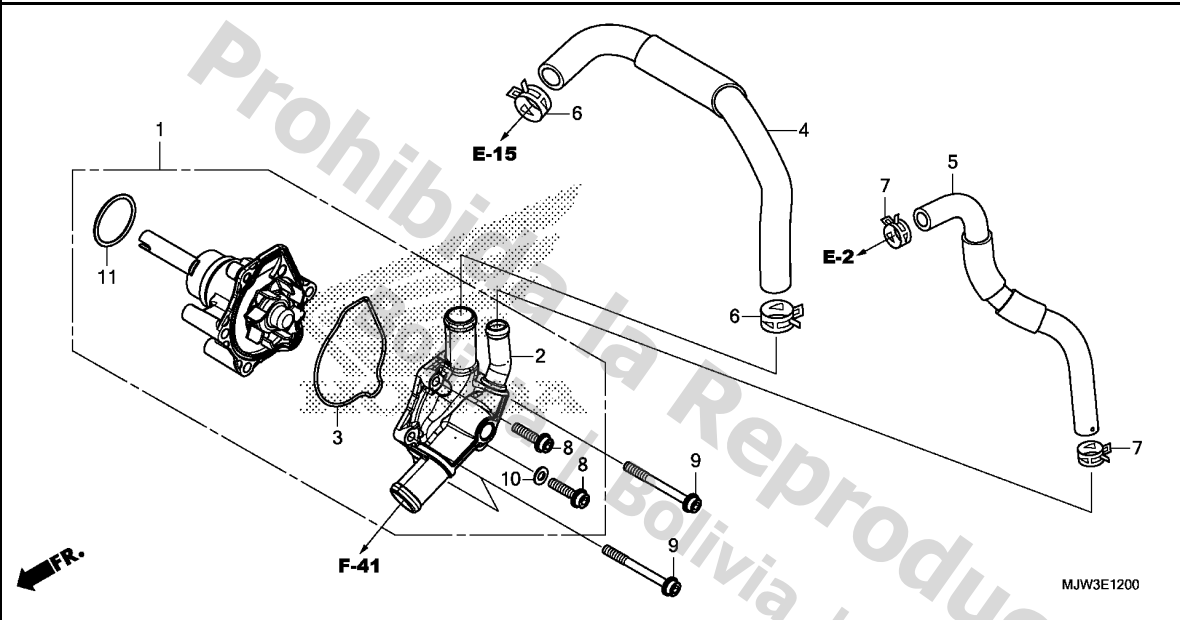
Ref. No.	Part No.	Description	Reqd. QTY		Serial No.	Parts catalogue code
			CB500	XA		
			X	G		
1	31110-MGZ-J01	FLYWHEEL COMP.(MITSUBA) .....	1	1		
2	31120-MGZ-J01	STATOR COMP.(MITSUBA) .....	1	1		
3	90004-GHB-630	BOLT, FLANGE, 6X16(NSHF) .....	2	2		
4	90023-KYJ-900	BOLT, FLANGE, 12X50 .....	1	1		
5	90401-KCY-670	WASHER, 12.5X30X5 .....	1	1		
6	96001-06040-00	BOLT, FLANGE, 6X40 .....	4	4		

2

E-12

WATER PUMP

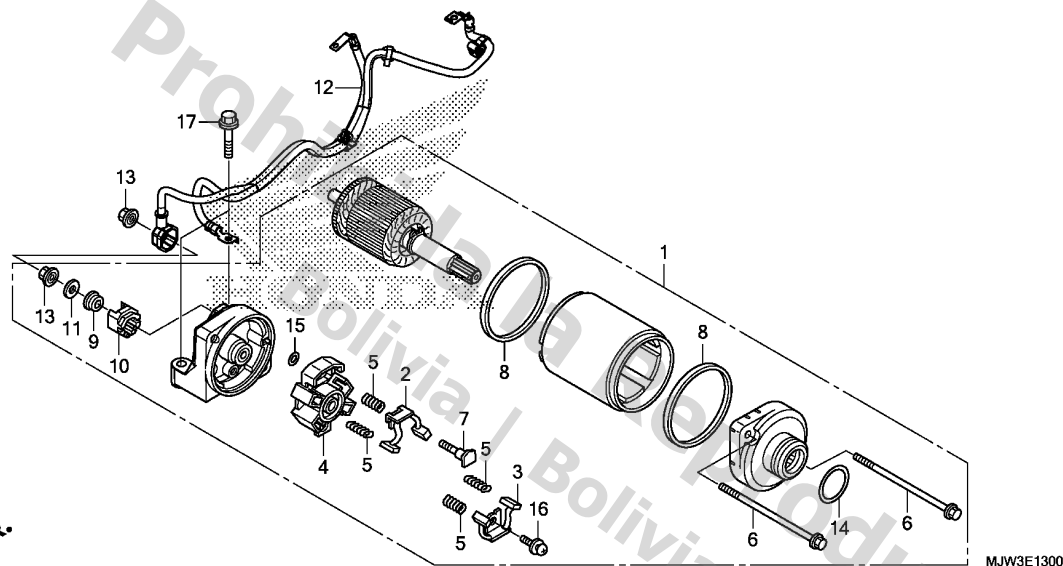
E13



Ref. No.	L.O.N.	(Relative ref. Number) Description	F.R.T.
1	114103	PUMP ASSY., WATER .....	1.0
2	1141B0	COVER, WATER PUMP .....	1.0
3	1141B1	GASKET, WATER PUMP COVER .....	1.0
4	114130	HOSE A, WATER .....	1.5
5	1141B4	HOSE, WATER BYPASS .....	1.5
11	1141E1	O-RING, WATER PUMP .....	1.0

Ref. No.	Part No.	Description	Reqd. QTY		Serial No.	Parts catalogue code
			CB500	XA		
1	19200-MGZ-305	PUMP COMP., WATER .....	1	1		
2	19220-MGZ-J00	COVER COMP., WATER PUMP .....	1	1		
3	19226-MGZ-J00	GASKET, WATER PUMP BODY .....	1	1		
4	19525-MGZ-J00	HOSE A, WATER .....	1	1		
5	19526-MGZ-J00	HOSE, WATER BYPASS .....	1	1		
6	19531-MJW-J00	CLIP, WATER HOSE(D27) .....	2	2		
7	19535-MJW-J00	CLIP, WATER HOSE(D21) .....	2	2		
8	90002-MGZ-J00	BOLT, FLANGE SOCKET, 6X25 ...	2	2		
9	90004-MGZ-J00	BOLT, FLANGE SOCKET, 6X60 ...	3	3		
10	90463-ML7-000	WASHER, SEALING, 6.5MM .....	1	1		
11	91302-MB0-013	O-RING, 32.95X2.62(ARAI) .....	1	1		

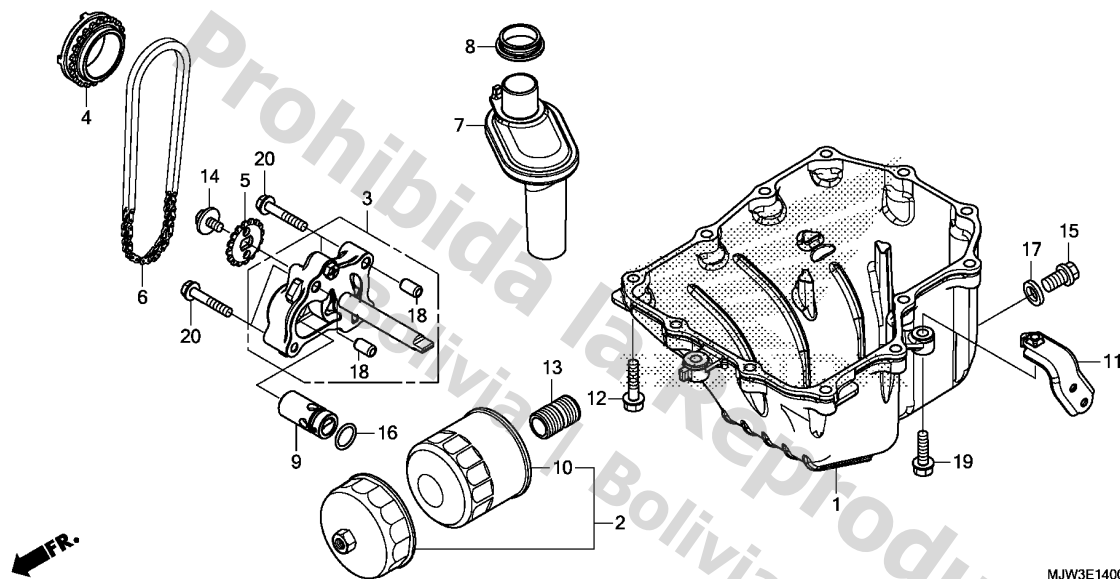
2



Ref. No.	L.O.N.	(Relative ref. Number) Description	F.R.T.
1		(14)	
612105		MOTOR, STARTING .....	1.4
2		(3,4,5,8)	
6121A4		TERMINAL, BRUSH(STARTER) .....	1.5
12		612115 CABLE, STARTER MOTOR .....	1.2

Ref. No.	Part No.	Description	Reqd. QTY		Serial No.	Parts catalogue code
			CB500	XA		
			X	G		
1	31200-MGZ-J81	MOTOR ASSY., STARTER .....	1	1		
2	31201-MEW-921	BRUSH SET A, CARBON .....	1	1		
3	31202-MEW-921	BRUSH SET B, CARBON .....	1	1		
4	31203-MEW-921	HOLDER, BRUSH .....	1	1		
5	31204-MEW-921	SPRING, CARBON BRUSH .....	4	4		
6	31205-HP5-601	BOLT, SETTING .....	2	2		
7	31206-MEW-921	BOLT, TERMINAL .....	1	1		
8	31207-HP5-601	RING .....	2	2		
9	31208-MEW-921	INSULATOR .....	1	1		
10	31209-MEW-921	STOPPER, TERMINAL .....	1	1		
11	31210-MEW-921	WASHER .....	1	1		
12	32405-MGZ-J00	CABLE, STARTER & EARTH .....	1	1		
13	90071-MB0-000	NUT-WASHER, 6MM .....	2	2		
14	91309-425-003	O-RING, 24.4X3.1 (ARAI) .....	1	1		
15	91320-MB0-000	O-RING, 4X2 .....	1	1		
16	93892-05012-08	SCREW-WASHER, 5X12 .....	1	1		
17	95801-06028-00	BOLT, FLANGE, 6X28 .....	2	2		

2

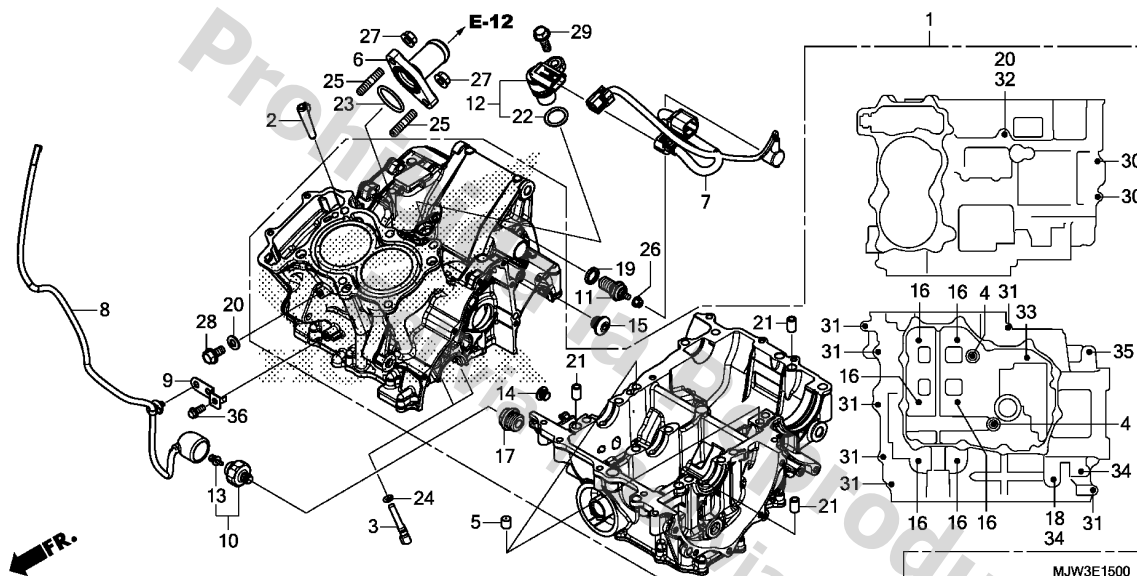


Ref. No.	L.O.N.	(Relative ref. Number) Description	F.R.T.
1	113145	OIL PAN AND/OR GASKET .....	1.0
3	113105	PUMP ASSY., OIL .....	0.7
4	1131A2	SPROCKET, OIL PUMP DRIVE .....	0.7
5	113111	SPROCKET, OIL PUMP DRIVEN .....	0.5
6	113122	CHAIN, OIL PUMP DRIVE .....	0.7
7		(8)	
	1131B6	STRAINER, OIL .....	1.0
9	113126	VALVE, RELIEF .....	0.7
10		(2)	
	113180	CARTRIDGE, OIL FILTER .....	0.2

Ref. No.	Part No.	Description	Reqd. QTY		Serial No.	Parts catalogue code
			CB500	XA		
			X	G		
1	11210-MJW-J80	PAN, OIL .....	1	1		
2	15010-MCE-H51	FILTER SET, OIL .....	(1)	(1)		
3	15100-MGZ-J00	PUMP ASSY., OIL .....	1	1		
4	15131-MGZ-J01	SPROCKET, OIL PUMP DRIVE(22T)	1	1		
5	15134-MGZ-J00	SPROCKET, OIL PUMP DRIVEN(16T)	1	1		
6	15140-MAT-003	CHAIN, OIL PUMP(DID 25H-56LE)	1	1		
7	15150-MGZ-J00	STRAINER COMP., OIL .....	1	1		
8	15154-MAT-000	PACKING, OIL STRAINER .....	1	1		
9	15220-MGZ-J00	VALVE ASSY., RELIEF .....	1	1		
10	15410-MFJ-D01	CARTRIDGE, OIL FILTER (TOYO ROKI)	1	1		
11	64326-MGZ-J40	STAY, RR. UNDER COWL .....	1	1		
12	90010-MGZ-J00	BOLT, FLANGE, 6X28(NSHF) .....	12	12		
13	90019-MGZ-J00	BOSS, OIL FILTER .....	1	1		
14	90021-MGZ-J00	BOLT-WASHER, 6X12 .....	1	1		
15	90131-883-000	BOLT, DRAIN PLUG, 12X15 .....	1	1		
16	91313-MB0-003	O-RING, 14.7X2.2(ARAI) .....	1	1		
17	94109-12000	WASHER, DRAIN PLUG, 12MM .....	1	1		
18	94301-08140	DOWEL PIN, 8X14 .....	2	2		
19	95701-06022-00	BOLT, FLANGE, 6X22 .....	1	1		
20	95701-06035-00	BOLT, FLANGE, 6X35 .....	4	4		

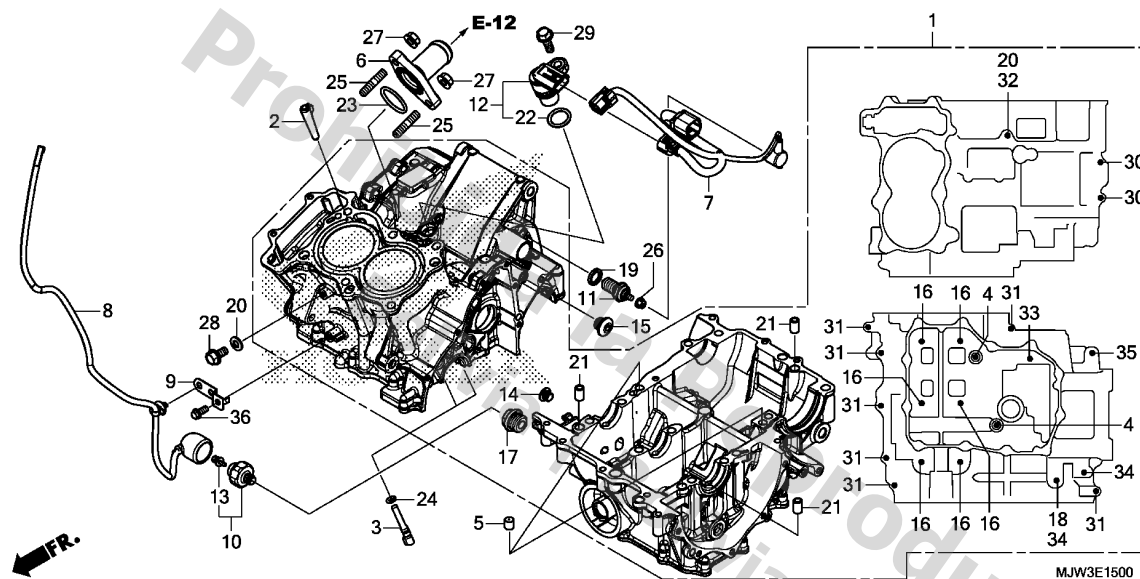






Ref. No.	L.O.N.	(Relative ref. Number) Description	F.R.T.
1	110105	CRANKCASE SET ..... INCLUDES: Engine removal and installation (23)	7.5
6	114150	JOINT, WATER .....	1.4
7	611142	SUB HARNESS, ENGINE .....	1.2
8	6111U7	SUB HARNESS, OIL PRESSURE ....	0.5
10	615160	SWITCH, OIL PRESSURE .....	0.2
11	6151B8	SWITCH, NEUTRAL .....	0.2
12	617198	SENSOR, SPEEDOMETER .....	1.2

Ref. No.	Part No.	Description	Reqd. QTY		Serial No.	Parts catalogue code
			CB500	XA		
			X	G		
1	11000-MGZ-J81	CRANKCASE SET .....	1	1		
2	11103-MGZ-J00	PIN, PARTITION .....	1	1		
3	11140-MGZ-J00	JET COMP., OIL .....	2	2		
4	12207-KYJ-900	BOLT, SEALING, 12MM .....	2	2		
5	15515-MGZ-J00	ORIFICE A, 1.0MM .....	2	2		
6	19060-MGZ-J80	JOINT, WATER .....	1	1		
7	32101-MJW-J00	SUB HARNESS, ENGINE .....	1	1		
8	32102-MGZ-J00	SUB HARNESS, OIL PRESSURE ...	1	1		
9	32157-MGZ-J00	STAY, HARNESS CLIP .....	1	1		
10	35500-MEH-661	SWITCH ASSY., OIL PRESSURE (DENSO)	1	1		
11	35600-MK4-860	SWITCH ASSY., NEUTRAL .....	1	1		
12	37700-MJE-D01	SENSOR ASSY., SPEED(TDK-EPC)	1	1		
13	90002-PA6-003	BOLT-WASHER, 4X8(DENSO) .....	1	1		
14	90005-MAZ-000	BOLT, SOCKET, 10MM .....	1	1		
15	90009-MGZ-J00	BOLT, SOCKET, 10MM .....	1	1		
16	90015-MGZ-J01	BOLT, UBS, 8X105 .....	6	6		
17	90048-MY5-600	BOLT, SEALING, 18MM .....	1	1		
18	90442-O28-000	WASHER, SEALING, 8MM .....	1	1		
19	90443-MJ6-000	WASHER, NEUTRAL .....	1	1		
20	90463-ML7-000	WASHER, SEALING, 6.5MM .....	2	2		
21	90701-MV9-670	DOWEL PIN, 10X16 .....	3	3		
22	91303-KF0-003	O-RING, 14.8X2.4(ARAI) .....	1	1		
23	91304-MCP-900	O-RING, 23X2.4 .....	1	1		
24	91305-MCJ-751	O-RING, 3.2X1.1 .....	2	2		



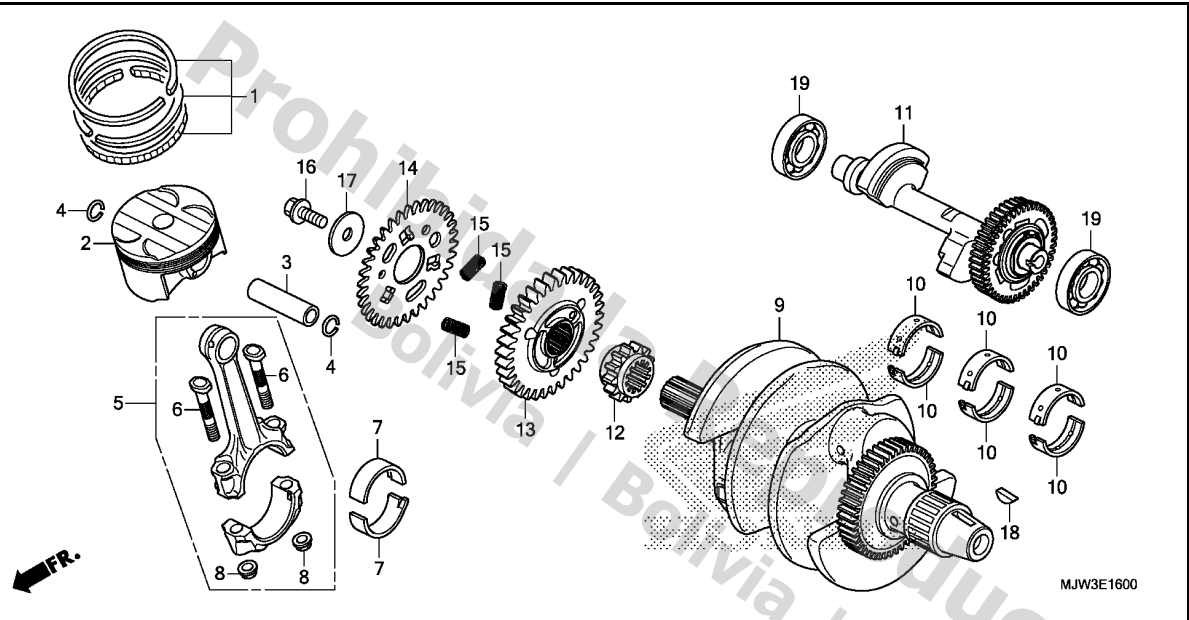
Ref. No.	Part No.	Description	Reqd. QTY		Serial No.	Parts catalogue code
			CB500	XA		
			X	G		
25	92900-06016-0E	BOLT, STUD, 6X16 .....	2	2		
26	94050-04000	NUT, FLANGE, 4MM .....	1	1		
27	94050-06000	NUT, FLANGE, 6MM .....	2	2		
28	95701-06012-00	BOLT, FLANGE, 6X12 .....	1	1		
29	95701-06018-00	BOLT, FLANGE, 6X18 .....	1	1		
30	95701-06035-00	BOLT, FLANGE, 6X35 .....	2	2		
31	95701-06040-08	BOLT, FLANGE, 6X40 .....	7	7		
32	95701-06095-00	BOLT, FLANGE, 6X95 .....	1	1		
33	95701-08055-00	BOLT, FLANGE, 8X55 .....	1	1		
34	95701-08075-00	BOLT, FLANGE, 8X75 .....	2	2		
35	95701-10075-00	BOLT, FLANGE, 10X75 .....	1	1		
36	96001-06014-07	BOLT, FLANGE, 6X14 .....	1	1		



E-16

CRANK SHAFT/PISTON

F 2



Ref. No.	L.O.N.	(Relative ref. Number) Description	F.R.T.
2		(1,3,4,5,7)	
1111T9		PISTON AND/OR RING SET AND/OR BEARING AND/OR ROD ..... .INCLUDES: Engine removal and installation .INCLUDES: Inspection/Measurement/Cleaning	6.5
1111X9		PISTON AND/OR RING SET AND/OR BEARING AND/OR ROD :FOR 1 VEHICLE ..... .INCLUDES: Engine removal and installation .INCLUDES: Inspection/Measurement/Cleaning	7.0
9	1101B5	CRANKSHAFT ..... .INCLUDES: Engine removal and installation	7.1
10	110125	BEARING, CRANKSHAFT ..... .INCLUDES: Engine removal and installation .NOTE: Same time for two units or more	6.7
11	110185	SHAFT, BALANCER ..... .INCLUDES: Engine removal and installation	6.2

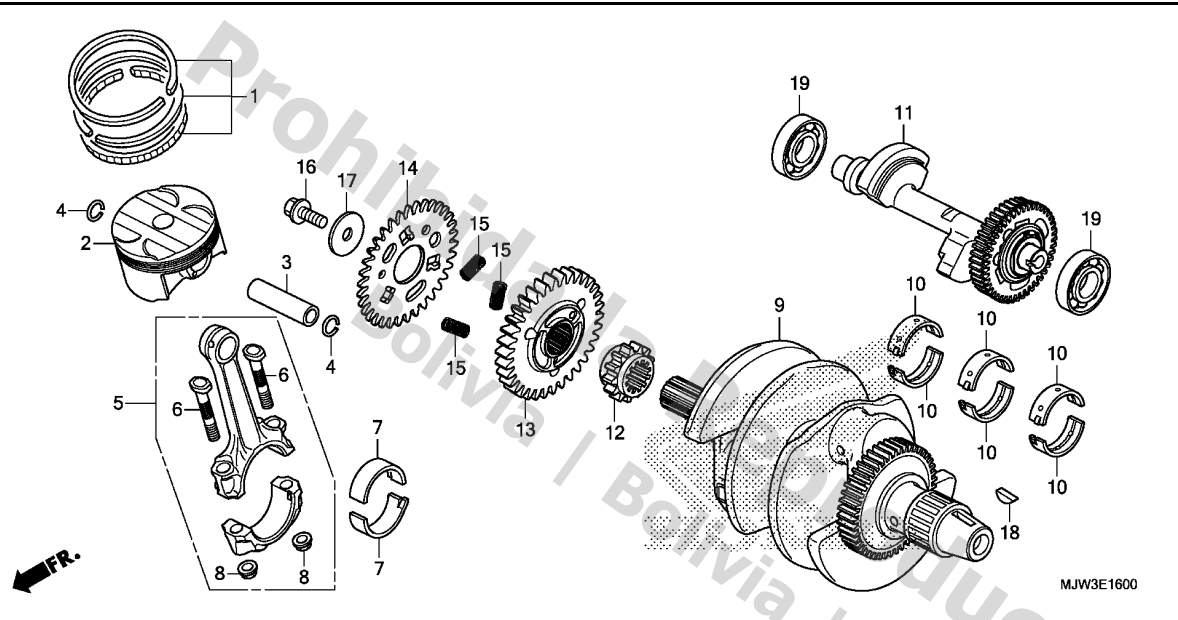
Ref. No.	Part No.	Description	Reqd. QTY		Serial No.	Parts catalogue code
			CB500	XA		
			X	G		
1	13011-MEE-305	RING SET, PISTON(STD.) .....	2	2		
	13021-MEE-305	RING SET, PISTON(0.25) .....	(2)	(2)		
2	13101-MGZ-D00	PISTON(STD) .....	2	2		
	13102-MGZ-305	PISTON(0.25) .....	(2)	(2)		
3	13111-MFG-D00	PIN, PISTON .....	2	2		
4	13115-MGZ-J00	CLIP, PISTON PIN, 16MM .....	4	4		
5	13210-MGZ-D00	ROD ASSY., CONNECTING .....	2	2		
6	13213-ML7-020	BOLT, CONNECTING ROD .....	4	4		
7	13214-MGZ-J01	BEARING A, CONNECTING ROD (BLUE)	4	4		
	13215-MGZ-J01	BEARING B, CONNECTING ROD (BLACK)	4	4		
	13216-MGZ-J01	BEARING C, CONNECTING ROD (BROWN)	4	4		
	13217-MGZ-J01	BEARING D, CONNECTING ROD (GREEN)	4	4		
	13218-MGZ-J01	BEARING E, CONNECTING ROD (YELLOW)	4	4		
8	13215-ML7-000	NUT, CONNECTING ROD .....	4	4		
9	13300-MGZ-D01	CRANKSHAFT COMP. ....	1	1		
10	13313-MW0-003	BEARING A, CRANKSHAFT (BLACK)	6	6		
	13314-MW0-003	BEARING B, CRANKSHAFT (BROWN)	6	6		
	13315-MW0-003	BEARING C, CRANKSHAFT (GREEN)	6	6		
	13316-MW0-003	BEARING D, CRANKSHAFT (YELLOW)	6	6		
	13317-MW0-003	BEARING E, CRANKSHAFT (PINK)	6	6		
11	13420-MGZ-D01	SHAFT COMP., BALANCER(40T) ..	1	1		
12	14311-MGZ-J00	SPROCKET, TIMING(17T) .....	1	1		

2

E-16

CRANK SHAFT/PISTON

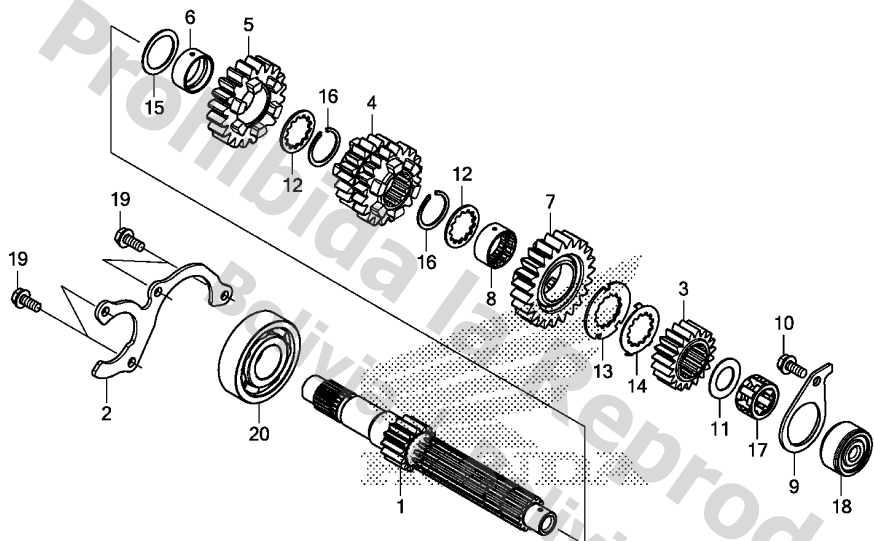
F 3



Ref. No.	L.O.N.	(Relative ref. Number) Description	F.R.T.
12	1101C8	SPROCKET, TIMING ..... .INCLUDES: Engine removal and installation	4.6
13	211105	GEAR, PRIMARY DRIVE ..... (14,15)	0.6
19	1101G3	BEARING, BALANCER SHAFT :LEFT .INCLUDES: Engine removal and installation	6.4
	1101G4	BEARING, BALANCER SHAFT :RIGHT .INCLUDES: Engine removal and installation	6.2
	1101G5	BEARING, BALANCER SHAFT :BOTH .INCLUDES: Engine removal and installation	6.4

Ref. No.	Part No.	Description	Reqd. QTY		Serial No.	Parts catalogue code
			CB500	XA		
			X	G		
13	23113-MGZ-J00	GEAR, PRIMARY DRIVE(34T) ....	1	1		
14	23114-MGZ-J00	SUB GEAR, PRIMARY(34T) .....	1	1		
15	23115-MV1-300	SPRING, PRIMARY DRIVE GEAR ..	3	3		
16	90013-MGZ-J00	BOLT, SPECIAL, 10X25 .....	1	1		
17	90405-MGZ-J00	WASHER, 10.5X40 .....	1	1		
18	90742-KYJ-900	KEY, WOODRUFF, 25X18 .....	1	1		
19	91001-MGZ-J00	BEARING, SPECIAL RADIAL BALL (6204)	2	2		

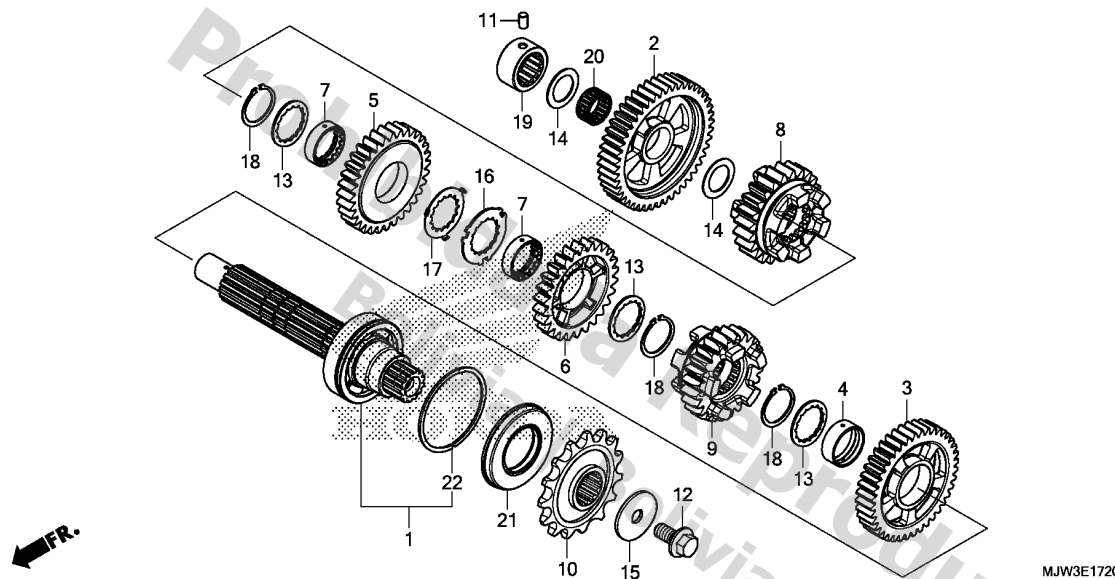
2



MJW3E1710

Ref. No.	L.O.N.	(Relative ref. Number) Description	F.R.T.
1		(3,4,5,7)	
210141		MAINSHAFT, TRANSMISSION ..... .INCLUDES: Engine removal and installation	6.2
210141A		.Replace countershaft add ....	0.2
18		(17)	
2101C2		BEARING, MAINSHAFT :LEFT ..... .INCLUDES: Engine removal and installation	6.6
20		2101C5 BEARING, MAINSHAFT :RIGHT .... .INCLUDES: Engine removal and installation	6.0
2101C6		BEARING, MAINSHAFT :BOTH ..... .INCLUDES: Engine removal and installation	6.6
2101D4		BEARING, MAINSHAFT AND COUNTERSHAFT :ALL ..... .INCLUDES: Engine removal and installation	6.6

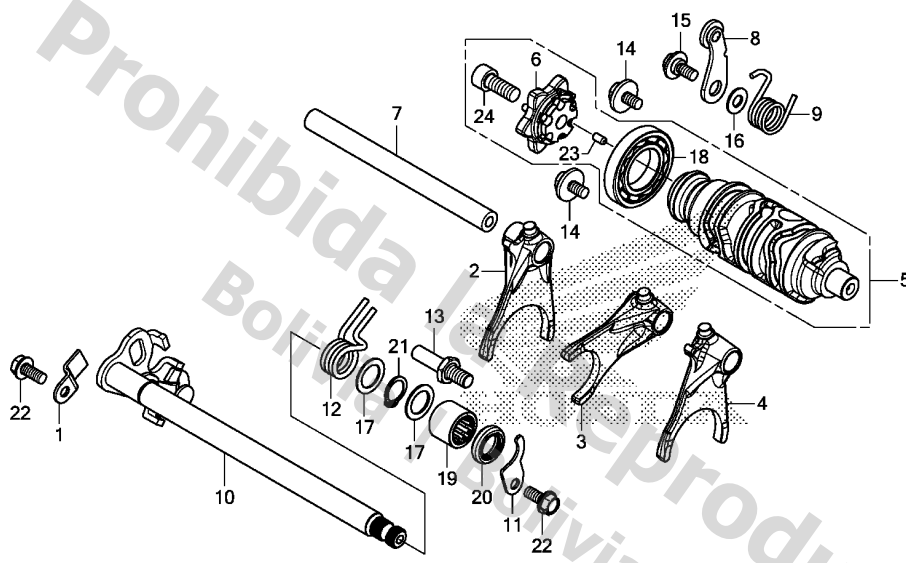
Ref. No.	Part No.	Description	Reqd. QTY		Serial No.	Parts catalogue code
			CB500	XA		
			X	G		
1	23211-MGZ-J00	MAINSHAFT(14T) .....	1	1		
2	23212-MGZ-J00	PLATE, BEARING SETTING .....	1	1		
3	23431-MGZ-J01	GEAR, MAINSHAFT SECOND(19T) ..	1	1		
4	23451-MGZ-J00	GEAR, MAINSHAFT THIRD & FOURTH (20T/20T)	1	1		
5	23491-MGZ-J00	GEAR, MAINSHAFT FIFTH(20T) ..	1	1		
6	23492-MGZ-J00	COLLAR, 25X28X12 .....	1	1		
7	23511-MGZ-J00	GEAR, MAINSHAFT SIXTH(23T) ..	1	1		
8	23512-MV9-670	COLLAR, SPLINE, 25X28X13 ....	1	1		
9	23531-MGZ-J00	PLATE, BEARING SETTING .....	1	1		
10	90005-MGZ-J00	BOLT, FLANGE, 6X14(NSHF) ....	1	1		
11	90403-KE7-000	WASHER, THRUST, 17.2MM .....	1	1		
12	90451-KY2-000	WASHER, SPLINE, 25X31X1.5 ...	2	2		
13	90454-KYJ-900	WASHER, SPLINE, 25X42X1.6 ...	1	1		
14	90455-KYJ-900	WASHER, LOCK, 25MM .....	1	1		
15	90456-MA6-000	WASHER, THRUST, 25MM .....	1	1		
16	90601-107-000	CIRCLIP, 25MM .....	2	2		
17	91022-MN4-003	BEARING, NEEDLE, 17X27X14.8 (TOYO)	1	1		
18	91023-MN4-003	OUTER, NEEDLE BEARING .....	1	1		
19	95701-06014-00	BOLT, FLANGE, 6X14 .....	4	4		
20	96100-63050-00	BEARING, RADIAL BALL, 6305 ..	1	1		



Ref. No.	L.O.N.	(Relative ref. Number) Description	F.R.T.
1		(2,3,5,6,8,9,20)	
210142		COUNTERSHAFT, TRANSMISSION ... .INCLUDES: Engine removal and installation	6.1
210142A		.Replace mainshaft add .....	0.3
10 213135		SPROCKET, DRIVE .....	0.3
19 2101C8		BEARING, COUNTERSHAFT :RIGHT - .INCLUDES: Engine removal and installation	5.9
2101D4		BEARING, MAINSHAFT AND COUNTERSHAFT :ALL .....	6.6
21 2101G7		OIL SEAL, COUNTERSHAFT :LEFT - .INCLUDES: Engine removal and installation	5.9

Ref. No.	Part No.	Description	Reqd. QTY		Serial No.	Parts catalogue code
			CB500	XA		
			X	G		
1	23220-MGZ-J01	COUNTERSHAFT COMP. ....	1	1		
2	23421-MGZ-J00	GEAR, COUNTERSHAFT FIRST(46T)	1	1		
3	23441-MGZ-J00	GEAR, COUNTERSHAFT SECOND(40T)	1	1		
4	23442-ML7-000	COLLAR, 28MM .....	1	1		
5	23461-MGZ-J00	GEAR, COUNTERSHAFT THIRD(32T)	1	1		
6	23481-MGZ-J00	GEAR, COUNTERSHAFT FOURTH(26T)	1	1		
7	23482-MV9-670	COLLAR, SPLINE, 28X31X9 .....	2	2		
8	23501-MGZ-J00	GEAR, COUNTERSHAFT FIFTH(23T)	1	1		
9	23521-MGZ-J00	GEAR, COUNTERSHAFT SIXTH(24T)	1	1		
10	23801-MGZ-J00	SPROCKET, DRIVE(15T) .....	1	1		
11	24261-283-000	PIN, GEARSHIFT FORK GUIDE ...	1	1		
12	90037-422-003	BOLT, SPECIAL, 10MM .....	1	1		
13	90452-MR7-000	WASHER, SPLINE, 28X34X1.5 ...	3	3		
14	90454-428-000	WASHER, THRUST, 20MM .....	2	2		
15	90459-438-000	WASHER, 10.2MM .....	1	1		
16	90463-MR7-000	WASHER, SPLINE, 28MM .....	1	1		
17	90464-MR7-000	WASHER, LOCK, 28MM .....	1	1		
18	90603-MN4-000	CIRCLIP, 28MM .....	3	3		
19	91023-MM4-003	BEARING, NEEDLE, 20X34X16.8 (NTN)	1	1		
20	91026-MGZ-J00	BEARING, NEEDLE, 20X24X11 ...	1	1		
21	91207-KT8-003	OIL SEAL, 34X62X8 .....	1	1		
22	94560-62200	RING, SNAP, 62MM .....	1	1		





Ref. No.	L.O.N.	(Relative ref. Number) Description	F.R.T.
2	210112	(3,4) FORK, GEARSHIFT ..... .INCLUDES: Engine removal and installation .NOTE: Same time for two units or more	6.0
5	2101A9	DRUM, GEARSHIFT ..... .INCLUDES: Engine removal and installation	6.0
6	2101B2	CENTER, GEARSHIFT DRUM ..... (9)	0.8
8	210125	STOPPER OR SPRING, SHIFT DRUM (12)	0.8
10	210122	SPINDLE, GEARSHIFT .....	0.8
20	1101F9	OIL SEAL, GEARSHIFT SPINDLE ..	0.8

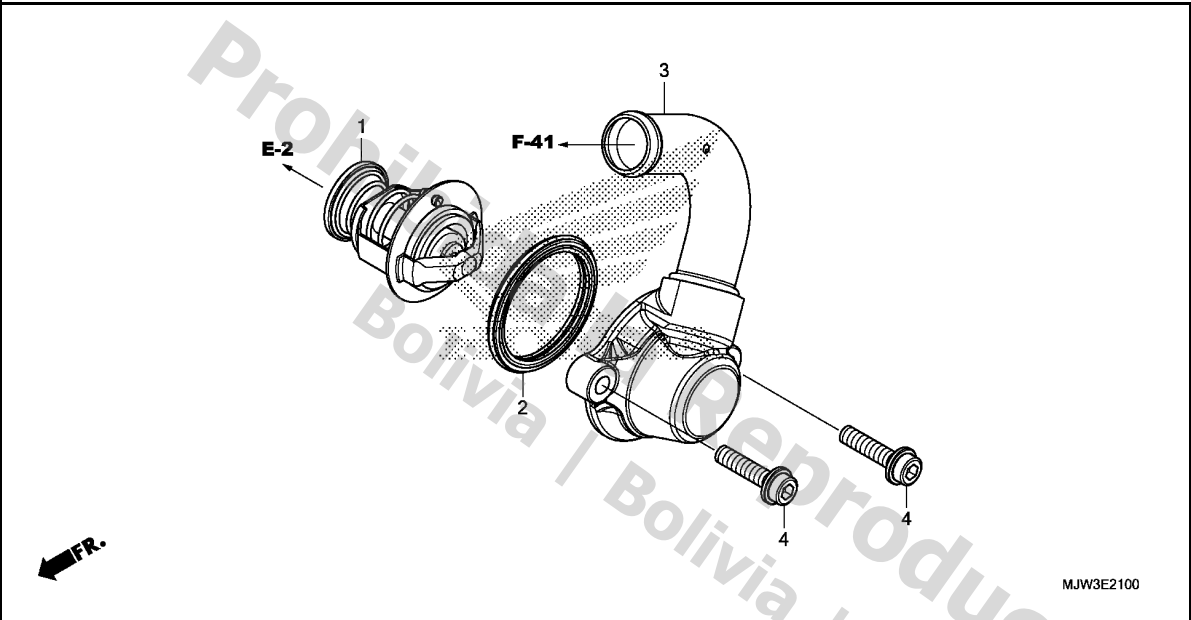
MJW3E1900

Ref. No.	Part No.	Description	Reqd. QTY		Serial No.	Parts catalogue code
			CB500 X G	XA G		
1	14623-MV1-000	PLATE, TENSIONER SETTING ....	1	1		
2	24211-MGZ-J00	FORK, R. GEARSHIFT .....	1	1		
3	24212-MGZ-J00	FORK, CENTER GEARSHIFT .....	1	1		
4	24213-MGZ-J00	FORK, L. GEARSHIFT .....	1	1		
5	24310-MJW-J00	DRUM COMP., GEARSHIFT .....	1	1		
6	24315-MJE-D00	CENTER COMP., SHIFT DRUM ....	1	1		
7	24321-MAS-000	SHAFT, GEARSHIFT FORK .....	1	1		
8	24430-MGZ-J00	STOPPER COMP., GEARSHIFT DRUM	1	1		
9	24435-MJE-D00	SPRING, SHIFT DRUM STOPPER ..	1	1		
10	24610-MGZ-J00	SPINDLE COMP., GEARSHIFT ....	1	1		
11	24612-MAL-600	PLATE, SPINDLE .....	1	1		
12	24651-MAS-E00	SPRING, SHIFT RETURN .....	1	1		
13	24652-MGZ-J00	PIN, SHIFT RETURN SPRING ....	1	1		
14	90021-MGZ-J00	BOLT-WASHER, 6X12 .....	2	2		
15	90023-MGZ-J00	PIVOT, SHIFT DRUM STOPPER ARM	1	1		
16	90417-360-000	WASHER, DRUM STOPPER .....	1	1		
17	90451-155-000	WASHER, 14MM .....	2	2		
18	91007-MGS-D31	BEARING, RADIAL BALL, 25X47X8	1	1		
19	91106-MCF-003	BEARING, NEEDLE, 14X22X16 ...	1	1		
20	91203-KSP-911	OIL SEAL, 14X22X5(ARAI) .....	1	1		
21	94510-14000	CIRCLIP, EXTERNAL, 14MM .....	1	1		
22	95701-06014-00	BOLT, FLANGE, 6X14 .....	2	2		
23	96220-40080	ROLLER, 4X8 .....	1	1		
24	96600-08020-10	BOLT, SOCKET, 8X20 .....	1	1		

E-21

THERMOSTAT

F 7



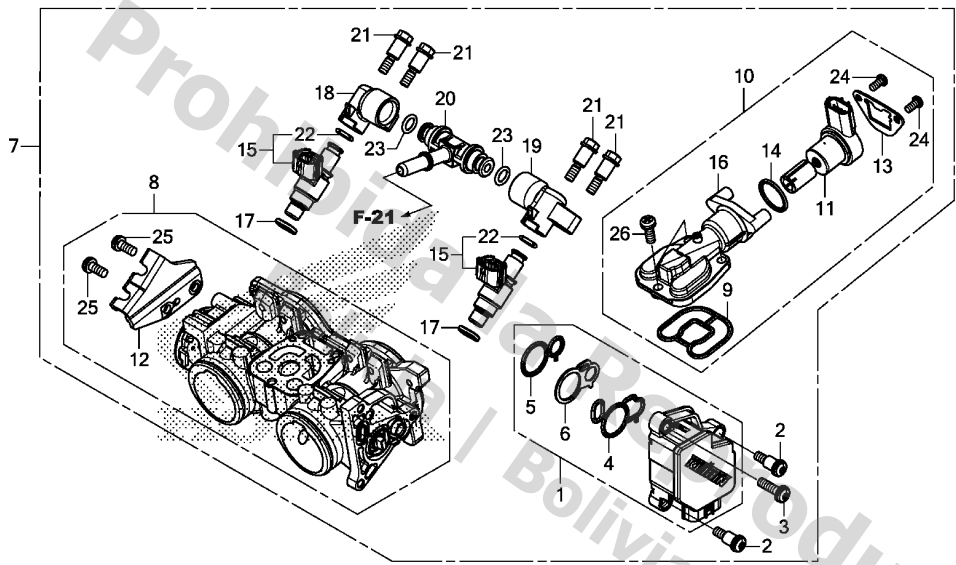
Ref. No.	L.O.N.	(Relative ref. Number) Description	F.R.T.
1		(2) THERMOSTAT .....	0.6
3		114117 CASE, THERMOSTAT .....	1.1

Ref. No.	Part No.	Description	Reqd. QTY		Serial No.	Parts catalogue code
			CB500	XA		

1	19300-MCJ-003	THERMOSTAT .....	1	1		
2	19305-MGZ-J01	RUBBER, THERMOSTAT .....	1	1		
3	19320-MGZ-J80	COVER COMP., THERMOSTAT .....	1	1		
4	90001-MGZ-J00	BOLT, FLANGE SOCKET, 6X22 .....	2	2		

2

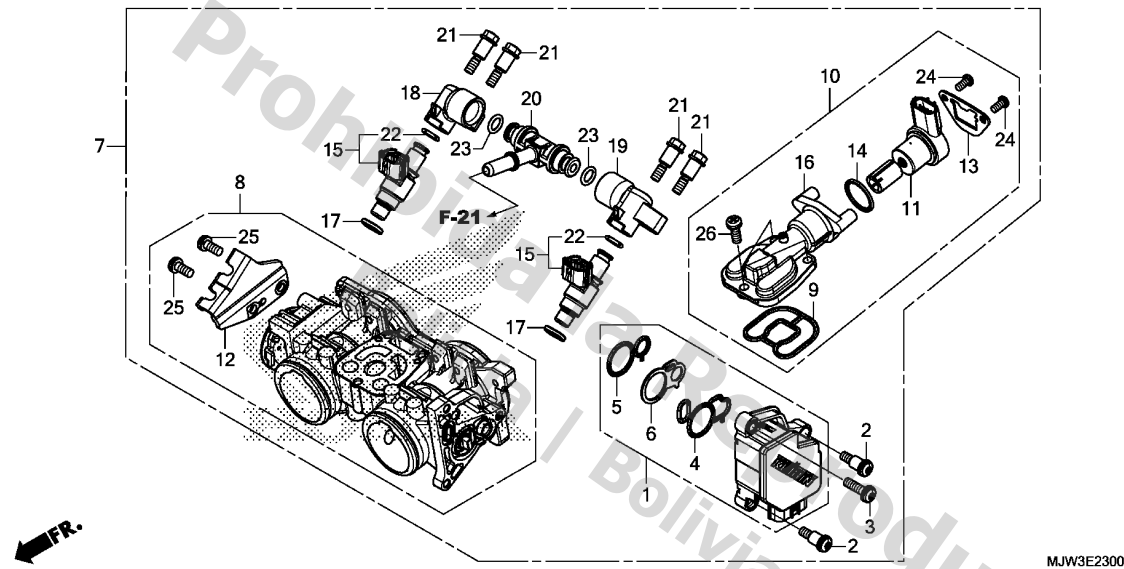




Ref. No.	L.O.N.	(Relative ref. Number) Description	F.R.T.
1		(4,5,6)	
617115		SENSOR, THROTTLE .....	1.2
7		BODY ASSY., THROTTLE .....	1.3
8		BODY, THROTTLE .....	1.4
11		(10,14)	
3111N5		VALVE, IDLE AIR CONTROL .....	1.4
15		(17,22)	
311145		INJECTOR, FUEL .....	1.4
16		.NOTE: Same time for two units (9)	
3111P5		BODY, IDLE AIR CONTROL VALVE .....	1.3
20		(18,19,23)	
311140		PIPE, FUEL .....	1.3
		.NOTE: Same time for two units or more	

Ref. No.	Part No.	Description	Reqd. QTY		Serial No.	Parts catalogue code
			CB500	XA		
			X	G		
1	16060-MGZ-D01	SENSOR SET .....	1	1		
2	16081-KPH-701	SCREW, TORX, 5X8.7 .....	2	2		
3	16082-KPH-701	SCREW, TORX, 5X17 .....	1	1		
4	16083-MGZ-D01	O-RING, SENSOR .....	1	1		
5	16084-MGZ-D01	O-RING, SENSOR .....	1	1		
6	16085-MGZ-D01	PLATE .....	1	1		
7	16400-MJW-L01	BODY ASSY., THROTTLE(GQBSB A)	1	1		
8	16410-MJW-L01	BODY SET .....	1	1		
9	16428-MGZ-D01	O-RING, AIR INJECTION CONTROL VALVE	1	1		
10	16430-MJW-J01	VALVE SET, IDLE AIR CONTROL	1	1		
11	16431-MJP-G51	MOTOR ASSY. ....	1	1		
12	16432-MGZ-D01	STAY, WIRE .....	1	1		
13	16433-MEW-921	PLATE, IDLE AIR CONTROL VALVE	1	1		
14	16435-MFJ-D01	O-RING, 17.8X1.9 .....	1	1		
15	16450-MFJ-D01	INJECTOR ASSY., FUEL .....	2	2		
16	16451-MGZ-D01	BODY COMP., IDLE AIR CONTROL VALVE	1	1		
17	16472-MCW-000	SEAL RING, INJECTOR .....	2	2		
18	16610-MGZ-D01	PIPE, FUEL(A) .....	1	1		
19	16620-MGZ-D01	PIPE, FUEL(B) .....	1	1		
20	16630-MFJ-D00	T-JOINT, FUEL .....	1	1		
21	90021-MGZ-D02	BOLT, SHOULDER .....	4	4		
22	91301-P7A-004	O-RING, 7.8X1.9 .....	2	2		
23	91301-PLC-000	O-RING, 7.47X3.6 .....	2	2		

2



MJW3E2300

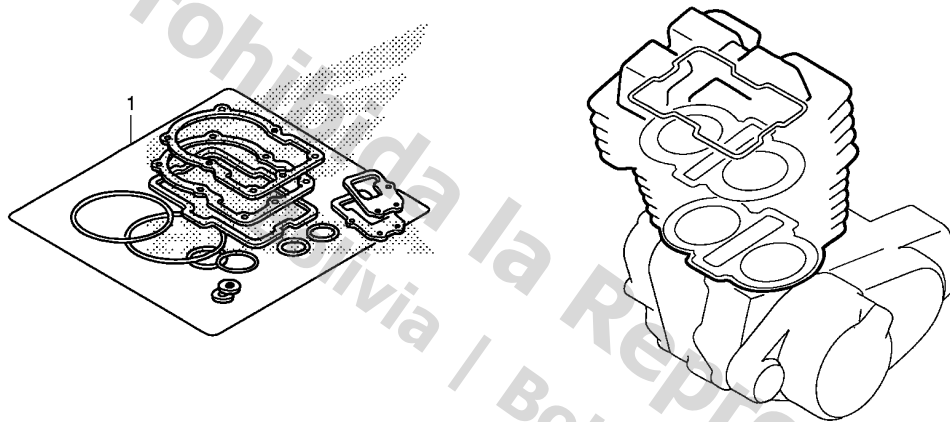
Ref. No.	Part No.	Description	Reqd. QTY		Serial No.	Parts catalogue code
			CB500	XA		
24	93500-04008-1H	SCREW, PAN, 4X8	2	2		
25	93892-05012-18	SCREW-WASHER, 5X12	2	2		
26	93892-05014-18	SCREW-WASHER, 5X14	3	3		

2

EOP-1

GASKET KIT A

F10



FR.

MJW3X0100

Ref. L.O.N. (Relative ref. Number) F.R.T.  
No. Description

NO INFORMATION .....

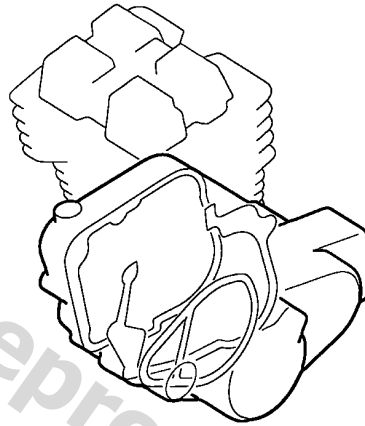
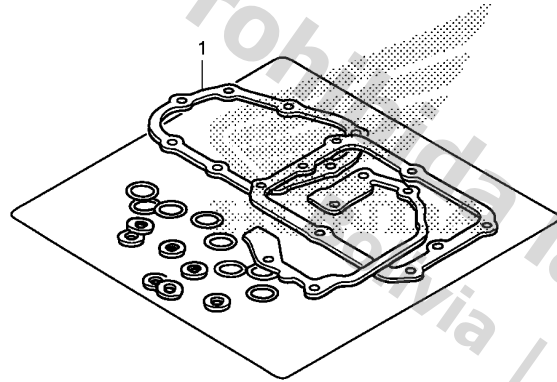
Ref. No.	Part No.	Description	Reqd. QTY		Serial No.	Parts catalogue code
			CB500	XA		
			X	G		
1	06111-MGZ-K00	GASKET KIT A .....	-	1	-----	2U,3ED,ED,U
	12251-MGZ-J01	GASKET, CYLINDER HEAD .....	-	1	-----	2U,3ED,ED,U
	12331-MGZ-J00	CAP, CYLINDER HEAD COVER .....	-	4	-----	2U,3ED,ED,U
	12391-MGZ-J00	GASKET COMP., CYLINDER HEAD COVER	-	1	-----	2U,3ED,ED,U
	18291-MN4-920	GASKET, EX. PIPE .....	-	2	-----	2U,3ED,ED,U
	19305-KV3-010	RUBBER, THERMOSTAT .....	-	1	-----	2U,3ED,ED,U
	90418-KYJ-900	WASHER, 12.2X17X1.5 .....	-	2	-----	2U,3ED,ED,U
	90543-MV9-670	RUBBER, MOUNTING .....	-	4	-----	2U,3ED,ED,U

2

EOP-2

GASKET KIT B

F11



FR.

MJW3X0200

Ref. L.O.N. (Relative ref. Number) F.R.T.  
No. Description

NO INFORMATION .....

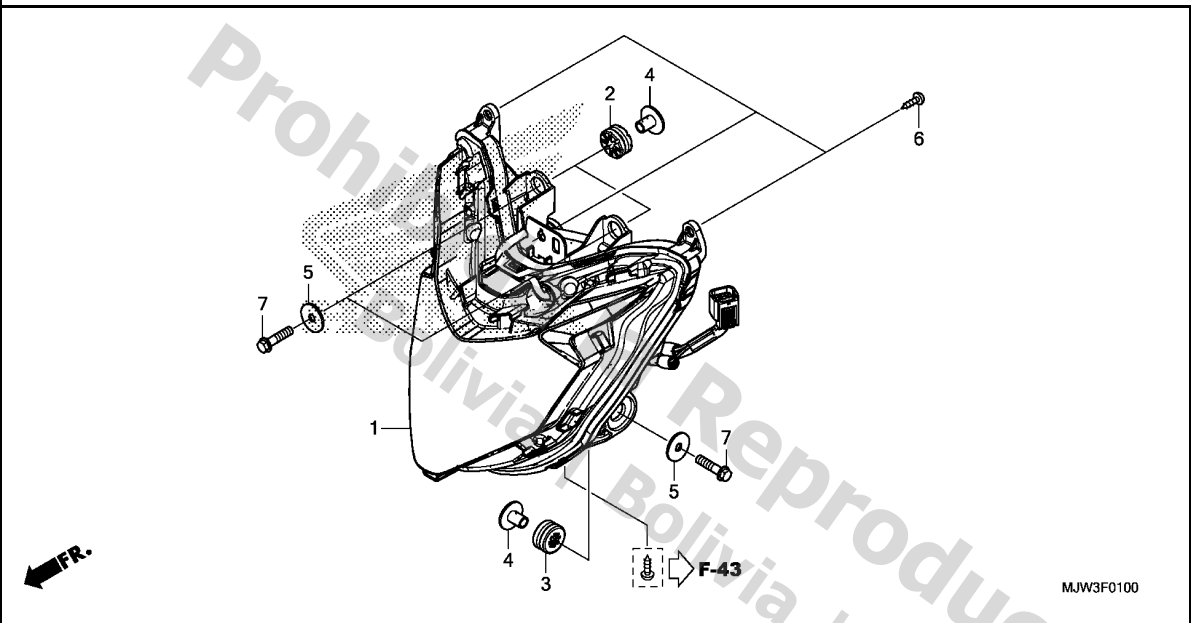
Ref. No.	Part No.	Description	Reqd. QTY		Serial No.	Parts catalogue code
			CB500	XA		
			X	G		
1	06112-MJW-J00	GASKET KIT B .....	-	1	-----	2U,3ED,ED,U
	14560-MGZ-J01	GASKET, TENSIONER HOLE .....	-	1	-----	2U,3ED,ED,U
	15154-MAT-000	PACKING, OIL STRAINER .....	-	1	-----	2U,3ED,ED,U
	19226-MGZ-J00	GASKET, WATER PUMP BODY .....	-	1	-----	2U,3ED,ED,U
	90442-028-000	WASHER, SEALING, 8MM .....	-	1	-----	2U,3ED,ED,U
	90442-397-000	WASHER, SEALING, 6MM .....	-	1	-----	2U,3ED,ED,U
	90443-MJ6-000	WASHER, NEUTRAL .....	-	1	-----	2U,3ED,ED,U
	90463-MEE-000	WASHER, SEALING, 6MM .....	-	2	-----	2U,3ED,ED,U
	90463-ML7-000	WASHER, SEALING, 6.5MM .....	-	3	-----	2U,3ED,ED,U
	91301-ML7-003	O-RING, 48.1X3.6(ARAI) .....	-	1	-----	2U,3ED,ED,U
	91302-MB0-013	O-RING, 32.95X2.62(ARAI) .....	-	1	-----	2U,3ED,ED,U
	91303-KF0-003	O-RING, 14.8X2.4(ARAI) .....	-	1	-----	2U,3ED,ED,U
	91304-MCP-900	O-RING, 23X2.4 .....	-	1	-----	2U,3ED,ED,U
	91305-MCJ-751	O-RING, 3.2X1.1 .....	-	2	-----	2U,3ED,ED,U
	91307-035-000	O-RING, 18X3 .....	-	1	-----	2U,3ED,ED,U
	91309-425-003	O-RING, 24.4X3.1(ARAI) .....	-	1	-----	2U,3ED,ED,U
	91313-MB0-003	O-RING, 14.7X2.2(ARAI) .....	-	1	-----	2U,3ED,ED,U
	94109-12000	WASHER, DRAIN PLUG, 12MM .....	-	1	-----	2U,3ED,ED,U

2

F-1

HEADLIGHT

G 1



Ref. No.	L.O.N. (Relative ref. Number)	Description	F.R.T.
1	616115	HEADLIGHT ASSEMBLY .....	1.0

MJW3F0100

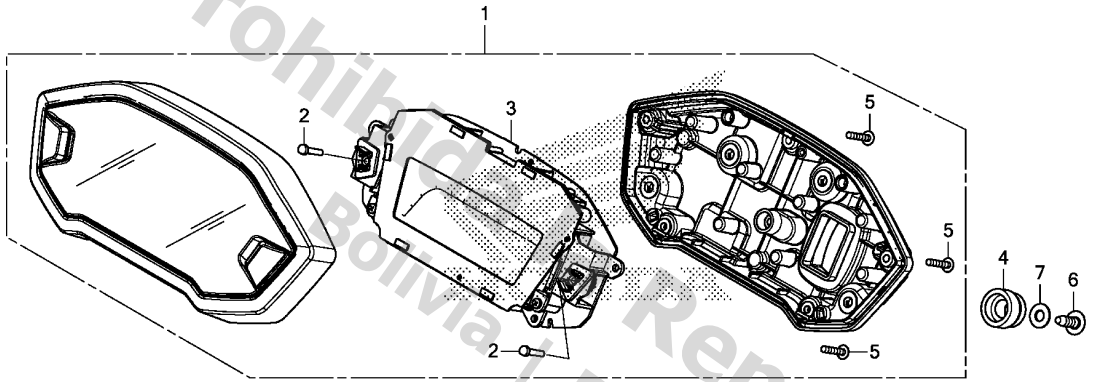
3

Ref. No.	Part No.	Description	Reqd. QTY		Serial No.	Parts catalogue code
			CB500	XA		
			X	G		
1	33100-MJW-J81	HEADLIGHT ASSY. ....	1	1		
2	33705-KW7-900	RUBBER A, TAILLIGHT MOUNTING	2	2		
3	33706-KW7-900	RUBBER B, TAILLIGHT MOUNTING	2	2		
4	61104-KZZ-900	COLLAR .....	4	4		
5	77302-KW7-900	WASHER, HEADLIGHT BRACKET MOUNTING	4	4		
6	93903-24380	SCREW, TAPPING, 4X12 .....	3	3		
7	96001-06025-07	BOLT, FLANGE, 6X25 .....	4	4		

F-2

METER

G 2



Ref. No.	L.O.N. (Relative ref. Number)	Description	F.R.T.
1	8121A1	METER ASSY., COMBINATION .....	0.7
3	8121A2	METER, COMBINATION .....	0.8

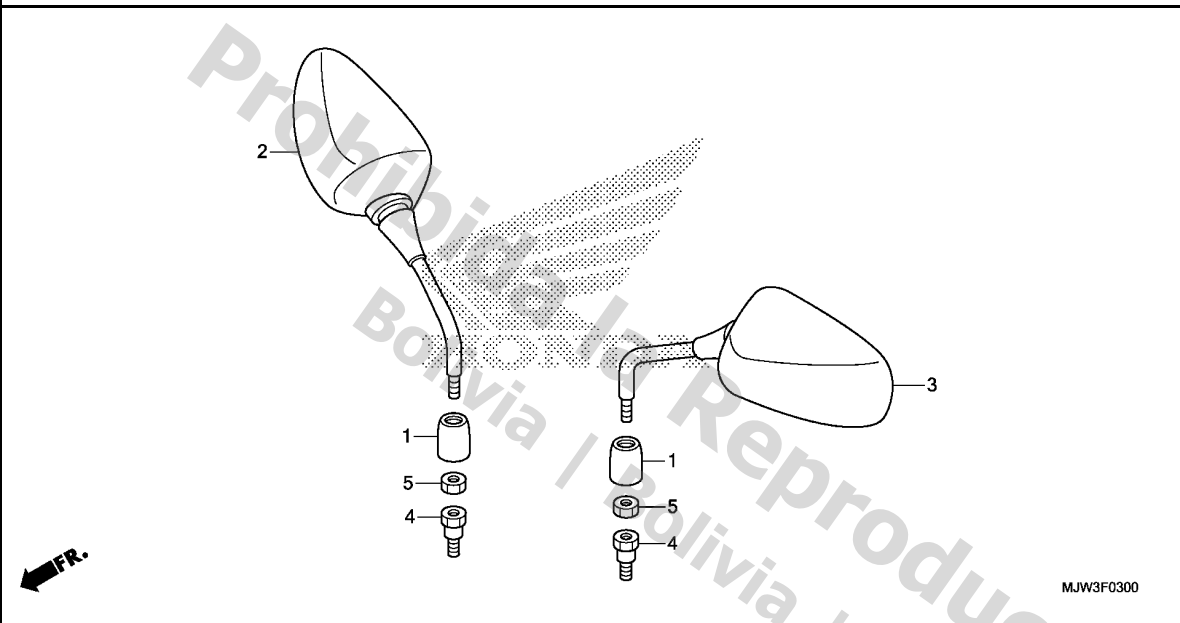
Ref. No.	Part No.	Description	Reqd. QTY		Serial No.	Parts catalogue code
			CB500	XA		
			X	G		
1	37100-MJW-M81	METER ASSY., COMBINATION (KPH/MPH)	1	-		
	37100-MJW-D91	.....	-	1		
2	37104-MGZ-D00	KEY, TOP .....	2	2		
3	37130-MJW-M81	METER COMP., LCD(KPH/MPH) ...	1	-		
	37130-MJW-D91	.....	-	1		
4	37215-KZZ-900	RUBBER, METER SETTING .....	3	3		
5	93903-22420	SCREW, TAPPING, 3X16 .....	6	6		
6	93913-25380	SCREW, TAPPING, 5X14(PO) ....	3	3		
7	94103-05700	WASHER, PLAIN, 5MM .....	3	3		

3

F-3

MIRROR

G 3



Ref. No.	L.O.N. (Relative ref. Number)	Description	F.R.T.
NO INFORMATION .....			

MJW3F0300

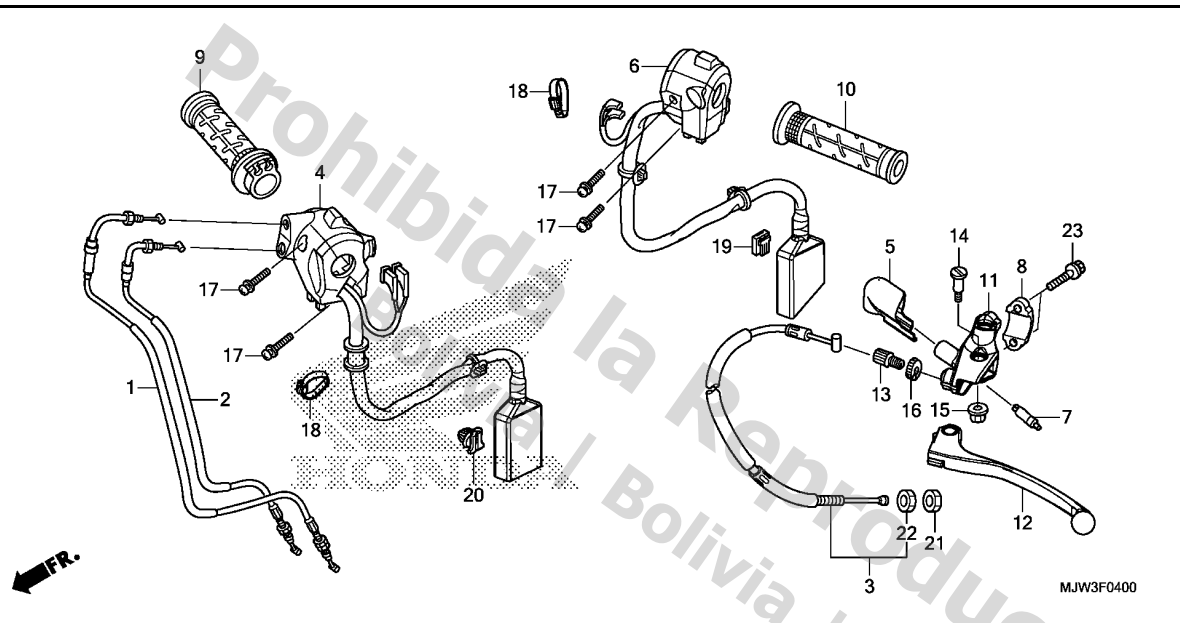
3

Ref. No.	Part No.	Description	Reqd. QTY		Serial No.	Parts catalogue code
			CB500	XA		
			X	G		
1	88130-MFG-D00	COVER, LOCK NUT .....	2	2		
2	88210-MGZ-J40	MIRROR COMP., R. BACK .....	1	1		
3	88220-MGZ-J40	MIRROR COMP., L. BACK .....	1	1		
4	90130-MGS-D31	BOLT, ADAPTER, 10MM .....	2	2		
5	90310-MGS-D31	NUT, HEX., 10MM (LEFT HAND THREAD)	2	2		

F-4

HANDLE LEVER/SWITCH/CABLE

G 4



Ref. No.	L.O.N.	(Relative ref. Number) Description	F.R.T.
1		(2)	
1	811100	CABLE, THROTTLE .....	0.9
		.NOTE: Same time for two units	
3	811115	CABLE, CLUTCH .....	0.9
4	615120	SWITCH, STARTER KILL .....	0.9
6	615118	SWITCH, WINKER .....	0.5
7	6151A9	SWITCH, CLUTCH .....	0.2
9	810150	GRIP, THROTTLE .....	0.7
10	8101C0	GRIP, HANDLE :LEFT .....	0.1
11	8101C8	BRACKET, HANDLE LEVER :LEFT ..	0.2
12	8101C6	LEVER, HANDLE :LEFT .....	0.1
	8101F5	LEVER, HANDLE :BOTH .....	0.2

Ref. No.	Part No.	Description	Reqd. QTY		Serial No.	Parts catalogue code
			CB500	XA		
			X	G		
1	17910-MGZ-J81	CABLE COMP. A, THROTTLE .....	1	1		
2	17920-MGZ-J81	CABLE COMP. B, THROTTLE .....	1	1		
3	22870-MGZ-J81	CABLE COMP., CLUTCH .....	1	1		
4	35130-MJW-D91	SWITCH ASSY., ENGINE STOP ...	1	1		
5	35152-MGZ-J00	COVER, CLUTCH SWITCH .....	1	1		
6	35200-MJW-D91	SWITCH ASSY., WINKER .....	1	1		
7	35330-KYJ-901	SWITCH COMP., FR. LEVER .....	1	1		
8	45517-166-006	HOLDER, MASTER CYLINDER .....	1	1		
9	53140-MGS-D30	GRIP COMP., THROTTLE .....	1	1		
10	53150-MGS-D30	GRIP, L. HANDLE .....	1	1		
11	53172-KYJ-900	BRACKET, HANDLE LEVER .....	1	1		
12	53178-MAH-000	LEVER COMP., L. HANDLE .....	1	1		
13	53192-268-000	BOLT, WIRE ADJUSTING .....	1	1		
14	90113-438-000	BOLT, L. STEERING HANDLE LEVER				
		PIVOT	1	1		
15	90301-KGH-901	NUT, U, 6MM(FUJI SEIMITSU) ..	1	1		
16	90321-315-670	NUT, FIXING .....	1	1		
17	90507-MGZ-J00	SCREW-WASHER, 5X20 .....	4	4		
18	90650-KW3-000	BAND, WIRE .....	2	2		
19	91554-SM4-003	HOLDER, BRACKET(RED) .....	1	1		
20	91580-SM4-003	CLIP, COUPLER(ORANGE) .....	1	1		
21	94002-08070-0S	NUT, HEX., 8MM .....	1	1		
22	94030-08070	NUT, HEX., 8MM .....	1	1		
23	96001-06022-07	BOLT, FLANGE, 6X22 .....	2	2		

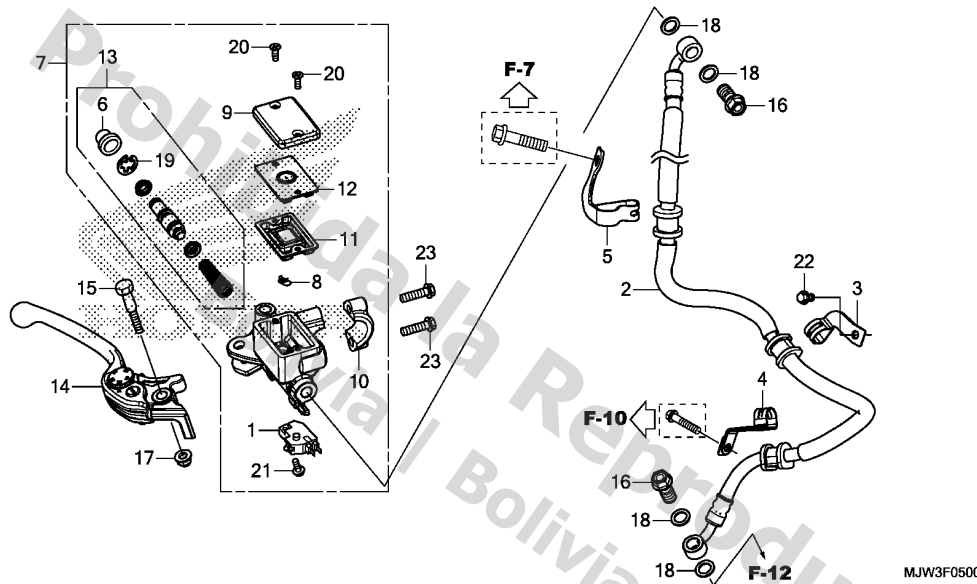
3



**F-5**

**FRONT BRAKE MASTER CYLINDER(CB500X)**

**G 5**



Ref. No.	L.O.N.	(Relative ref. Number) Description	F.R.T.
1	6151B2	SWITCH, FRONT STOP .....	0.2
2	7121A0	HOSE, FRONT BRAKE .....	0.4
		.INCLUDES: Bleed brakes	
7	712105	CYLINDER, FRONT BRAKE MASTER .....	0.4
		.INCLUDES: Bleed brakes	
11	7121G6	DIAPHRAGM, FRONT BRAKE MASTER .....	0.1
13	7121G9	PISTON SET, FRONT BRAKE MASTER .....	0.4
		.INCLUDES: Bleed brakes	
14	8101C7	LEVER, HANDLE :RIGHT .....	0.1
	8101F5	LEVER, HANDLE :BOTH .....	0.2

FR.

MJW3F0500

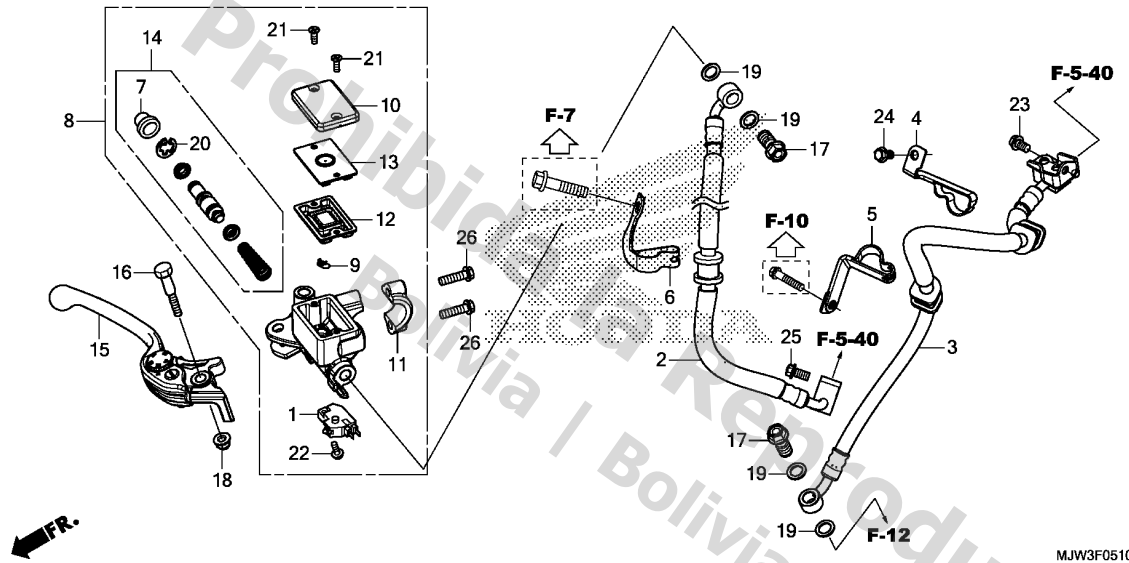
**3**

Ref. No.	Part No.	Description	Reqd. QTY		Serial No.	Parts catalogue code
			CB500	XA		
			X	G		
1	35340-MGS-D31	SWITCH ASSY., FR. STOP .....	1	-		
2	45125-MJW-J81	HOSE COMP., FR. BRAKE .....	1	-		
3	45155-MGZ-J00	CLAMPER A, FR. BRAKE HOSE ...	1	-		
4	45156-MGZ-J00	CLAMPER B, FR. BRAKE HOSE ...	1	-		
5	45157-MGZ-J40	CLAMPER C, FR. BRAKE HOSE ...	1	-		
6	45504-410-003	BOOT COMP. ....	1	-		
7	45510-MGZ-D02	CYLINDER SUB ASSY., FR. BRAKE MASTER(NISSIN)	1	-		
8	45512-MA6-006	PROTECTOR .....	1	-		
9	45513-KK1-771	CAP, MASTER CYLINDER .....	1	-		
10	45517-166-006	HOLDER, MASTER CYLINDER .....	1	-		
11	45520-GE2-006	DIAPHRAGM .....	1	-		
12	45521-K21-901	PLATE, DIAPHRAGM .....	1	-		
13	45530-471-831	CYLINDER SET, MASTER .....	1	-		
14	53170-MJW-J01	LEVER ASSY., R. HANDLE .....	1	-		
15	90114-166-006	BOLT, HANDLE LEVER PIVOT ...	1	-		
16	90145-MS9-612	BOLT, OIL, 10X22 .....	2	-		
17	90202-KCW-870	NUT, CAP, 6MM .....	1	-		
18	90545-300-000	WASHER, OIL BOLT .....	4	-		
19	90651-MA5-671	CIRCLIP .....	1	-		
20	93600-04012-16	SCREW, FLAT, 4X12 .....	2	-		
21	93893-04012-17	SCREW-WASHER, 4X12 .....	1	-		
22	96001-06010-07	BOLT, FLANGE, 6X10 .....	1	-		
23	96001-06022-07	BOLT, FLANGE, 6X22 .....	2	-		

# F-5-10

# FRONT BRAKE MASTER CYLINDER(CB500XA)

**G 6**



Ref. No.	L.O.N.	(Relative ref. Number) Description	F.R.T.
1	6151B2	SWITCH, FRONT STOP .....	0.2
2	712127	HOSE A, FRONT BRAKE .....	1.1
		.INCLUDES: Bleed brakes	
3	712128	HOSE B, FRONT BRAKE .....	1.0
		.INCLUDES: Bleed brakes	
8	712105	CYLINDER, FRONT BRAKE MASTER .....	0.4
		.INCLUDES: Bleed brakes	
12	7121G6	DIAPHRAGM, FRONT BRAKE MASTER CYLINDER .....	0.1
14	7121G9	PISTON SET, FRONT BRAKE MASTER .....	0.4
		.INCLUDES: Bleed brakes	
15	8101C7	LEVER, HANDLE :RIGHT .....	0.1
	8101F5	LEVER, HANDLE :BOTH .....	0.2

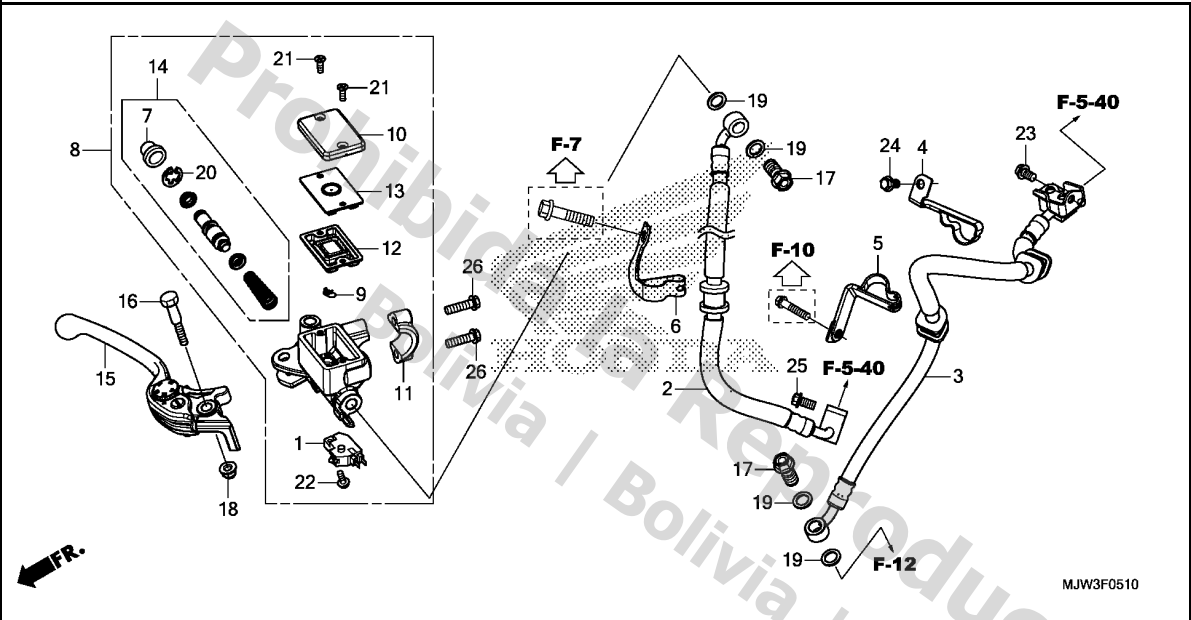
Ref. No.	Part No.	Description	Reqd. QTY		Serial No.	Parts catalogue code
			CB500	XA		
			X	G		
1	35340-MGS-D31	SWITCH ASSY., FR. STOP .....	-	1		
2	45125-MJW-J91	HOSE COMP. A, FR. BRAKE .....	-	1		
3	45126-MJW-J11	HOSE COMP. B, FR. BRAKE .....	-	1		
4	45155-MGZ-J10	CLAMPER A, FR. BRAKE HOSE ...	-	1		
5	45156-MGZ-J10	CLAMPER B, FR. BRAKE HOSE ...	-	1		
6	45157-MGZ-J40	CLAMPER C, FR. BRAKE HOSE ...	-	1		
7	45504-410-003	BOOT COMP. ....	-	1		
8	45510-MGZ-D02	CYLINDER SUB ASSY., FR. BRAKE MASTER(NISSIN) .....	-	1		
9	45512-MA6-006	PROTECTOR .....	-	1		
10	45513-KK1-771	CAP, MASTER CYLINDER .....	-	1		
11	45517-166-006	HOLDER, MASTER CYLINDER .....	-	1		
12	45520-GE2-006	DIAPHRAGM .....	-	1		
13	45521-K21-901	PLATE, DIAPHRAGM .....	-	1		
14	45530-471-831	CYLINDER SET, MASTER .....	-	1		
15	53170-MJW-J01	LEVER ASSY., R. HANDLE .....	-	1		
16	90114-166-006	BOLT, HANDLE LEVER PIVOT ....	-	1		
17	90145-MS9-612	BOLT, OIL, 10X22 .....	-	2		
18	90202-KCW-870	NUT, CAP, 6MM .....	-	1		
19	90545-300-000	WASHER, OIL BOLT .....	-	4		
20	90651-MA5-671	CIRCLIP .....	-	1		
21	93600-04012-16	SCREW, FLAT, 4X12 .....	-	2		
22	93893-04012-17	SCREW-WASHER, 4X12 .....	-	1		
23	95701-06010-07	BOLT, FLANGE, 6X10 .....	-	1		
24	96001-06010-07	BOLT, FLANGE, 6X10 .....	-	1		

**3**

**F-5-10**

**FRONT BRAKE MASTER CYLINDER(CB500XA)**

**G 7**



**FR.**

MJW3F0510

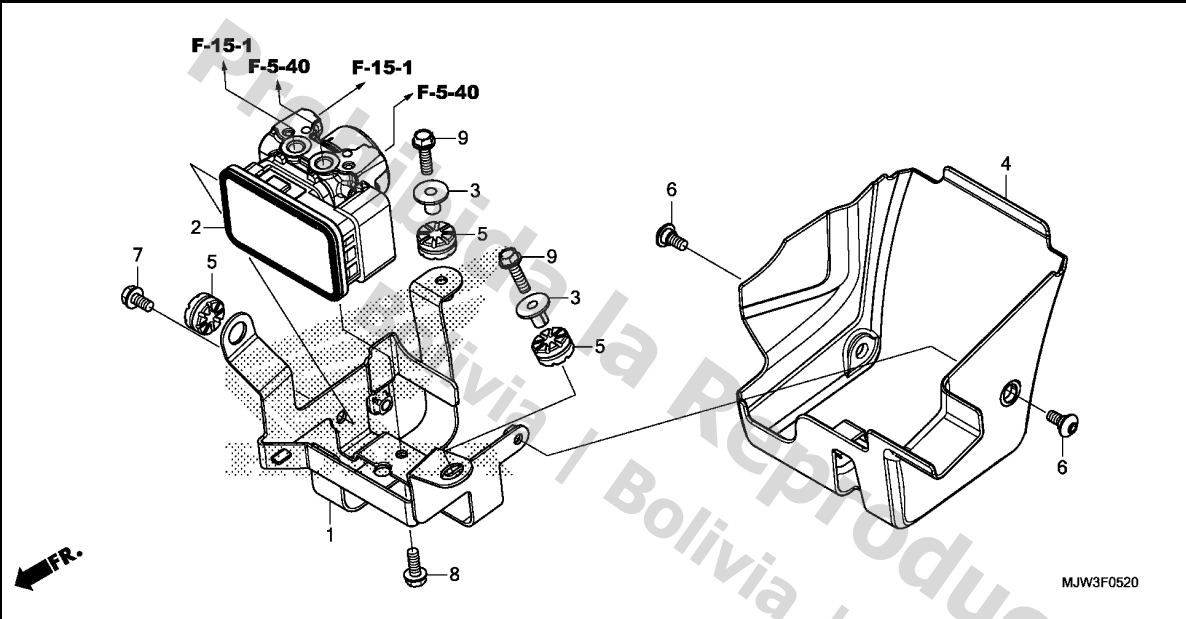
Ref. No.	Part No.	Description	Reqd. QTY		Serial No.	Parts catalogue code
			CB500	XA		
25	96001-06012-07	BOLT, FLANGE, 6X12	X	G		
26	96001-06022-07	BOLT, FLANGE, 6X22	X	G		

**3**

F-5-20

ABS MODULATOR

G 8



Ref. No.	L.O.N.	(Relative ref. Number) Description	F.R.T.
2		(1) MODULATOR, ABS	1.0
	7111H1	.INCLUDES: Bleed brakes	
4	7111M9	COVER, ABS MODULATOR	0.1

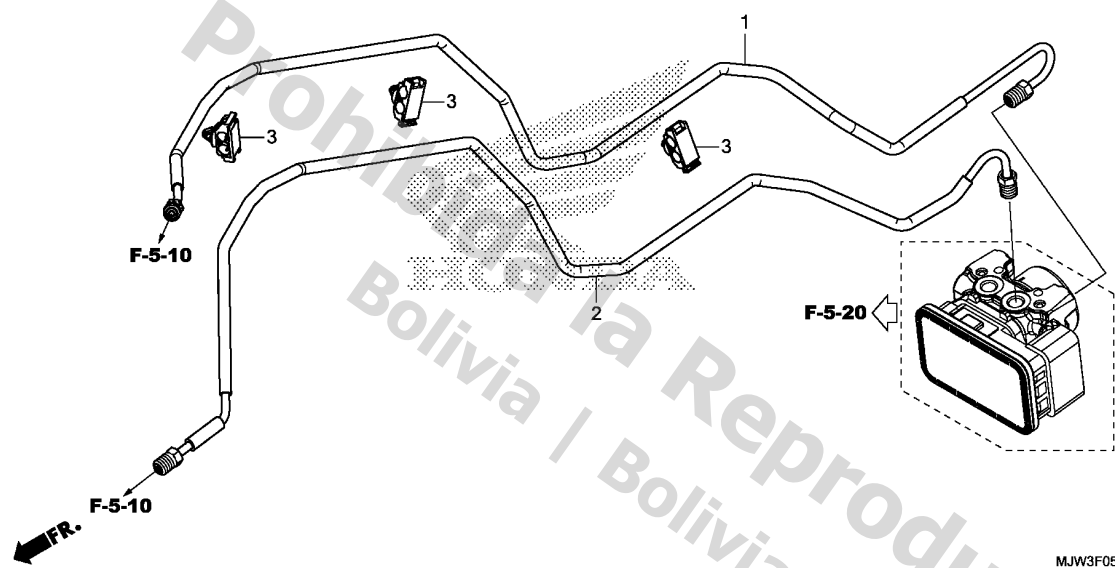
Ref. No.	Part No.	Description	Reqd. QTY		Serial No.	Parts catalogue code
			CB500	XA		
			X	G		
1	50345-MGZ-J10	STAY COMP., ABS MODULATOR	-	1		
2	57110-MGZ-J12	MODULATOR ASSY., ABS	-	1		
3	61102-KTY-D30	COLLAR, RADIATOR MOUNTING	-	2		
4	61410-MJW-J00	COVER, ABS MODULATOR	-	1		
5	77208-KW7-900	RUBBER B, SEAT MOUNTING	-	3		
6	90115-MGZ-J00	SCREW, SPECIAL, 6X14	-	2		
7	95701-06010-00	BOLT, FLANGE, 6X10	-	1		
8	95701-06014-00	BOLT, FLANGE, 6X14	-	1		
9	95701-06022-00	BOLT, FLANGE, 6X22	-	2		

3

**F-5-40**

**BRAKE PIPE**

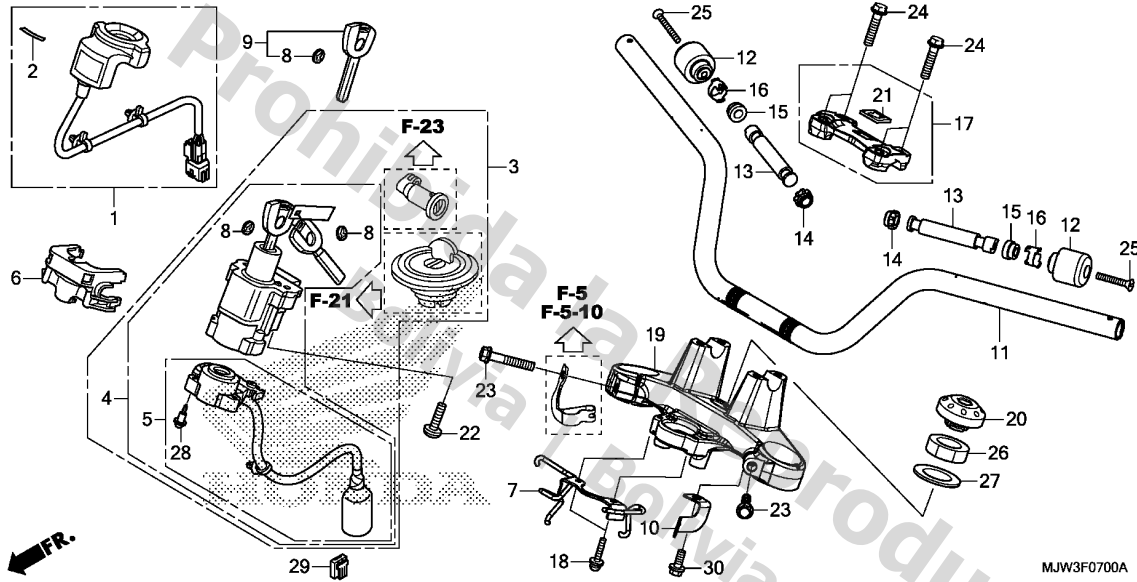
**G 9**



Ref. No.	L.O.N.	(Relative ref. Number) Description	F.R.T.
1	7121C7	PIPE A, FRONT BRAKE ..... .INCLUDES: Bleed brakes	1.8
2	7121C8	PIPE B, FRONT BRAKE ..... .INCLUDES: Bleed brakes	2.0

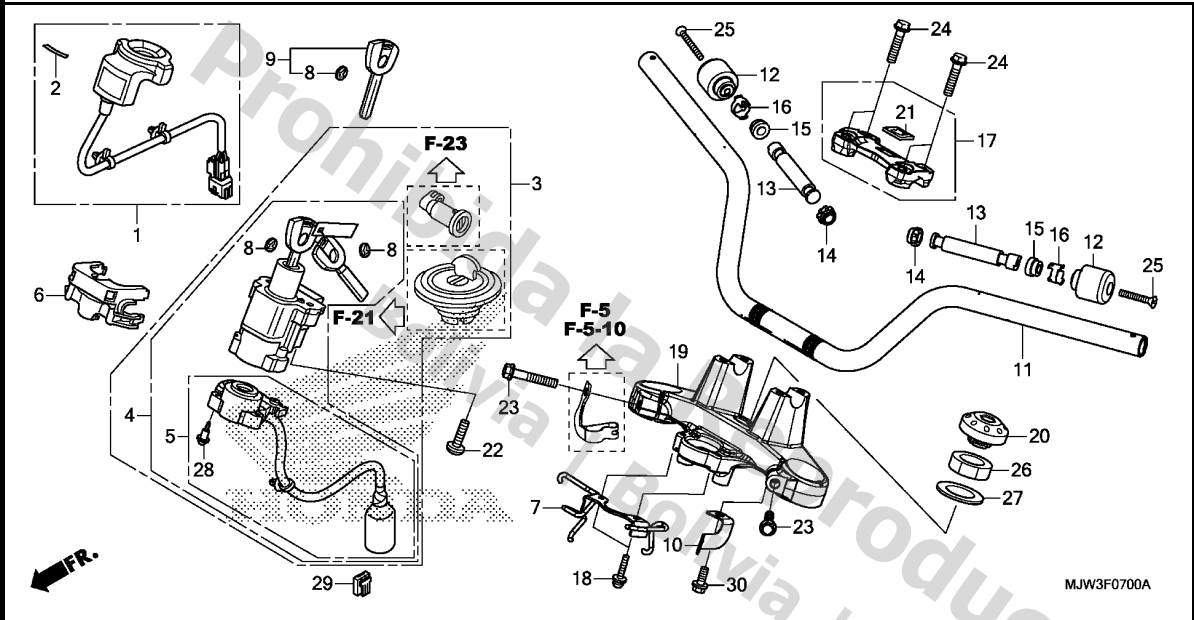
**3**

Ref. No.	Part No.	Description	Reqd. QTY		Serial No.	Parts catalogue code
			CB500	XA		
1	45131-MGZ-J10	PIPE COMP. A, FR. BRAKE .....	-	1		
2	45132-MGZ-J10	PIPE COMP. B, FR. BRAKE .....	-	1		
3	46392-TF0-003	CLIP, BRAKE PIPE .....	-	3		



Ref. No.	L.O.N.	(Relative ref. Number) Description	F.R.T.
1	6141A2	RECEIVER UNIT, IMMOBILIZER ...	0.9
3	6151A1	KEY SET .....	1.4
4	6151A5	SWITCH, COMBINATION & LOCK ... .INCLUDES: HISS memorization	1.3
5	6151C2	BASE, CONTACT .....	0.9
11	810100	PIPE, STEERING HANDLE .....	0.5
13		(14,15,16)	
	8101D6	WEIGHT B, HANDLE :LEFT .....	0.2
	8101D7	WEIGHT B, HANDLE :RIGHT .....	0.5
	8101D8	WEIGHT B, HANDLE :BOTH .....	0.7
19	510110	BRIDGE, FORK TOP .....	1.1

Ref. No.	Part No.	Description	Reqd. QTY		Serial No.	Parts catalogue code
			CB500	XA		
			X	G		
1	30430-MJW-J01	RECEIVER UNIT .....	1	1	----- 2KO,2MA,2U,MA,U	
	30430-MJW-N11	.....	-	1	----- 2IN	
	30430-MJW-305	.....	-	1	----- 3ED,ED	
2	30432-MBW-E02	MARK, RECEIVER(HONDA LOCK) ..	1	1		
3	35010-MJW-D90	KEY SET .....	1	1		
4	35100-MJW-D11	SWITCH ASSY., COMBINATION & LOCK	1	1		
5	35101-MJW-D11	BASE COMP., CONTACT .....	1	1		
6	35105-MFJ-D01	GUIDE, CORD .....	1	1		
7	35106-MGZ-J01	GUIDE COMP., CABLE .....	1	1		
8	35113-MJE-D00	EMBLEM, KEY .....	4	4		
			(2)	(2)		
9	35121-MJE-D02	KEY, BLANK .....	(1)	(1)		
10	35910-MGZ-J00	GUIDE, L. FR. CORD .....	1	1		
11	53100-MGZ-J80ZA	PIPE, STEERING HANDLE *NH303M*				
		MAT AXIS GRAY METALLIC	1	1		
12	53104-MGZ-J80	WEIGHT, STEERING HANDLE .....	2	2		
13	53105-MGZ-J80	WEIGHT B, STEERING HANDLE ...	2	2		
14	53106-KR3-770	RUBBER A, HANDLE WEIGHT .....	2	2		
15	53107-MY1-000	RUBBER B, HANDLE WEIGHT .....	2	2		
16	53108-KR3-770	RING, HANDLE WEIGHT SNAP ....	2	2		
17	53130-MGS-D30ZB	HOLDER ASSY., HANDLE UPPER *NH303M*				
		MAT AXIS GRAY METALLIC	1	1		
18	53192-MFL-000	SCREW-WASHER, 5X25 .....	2	2		



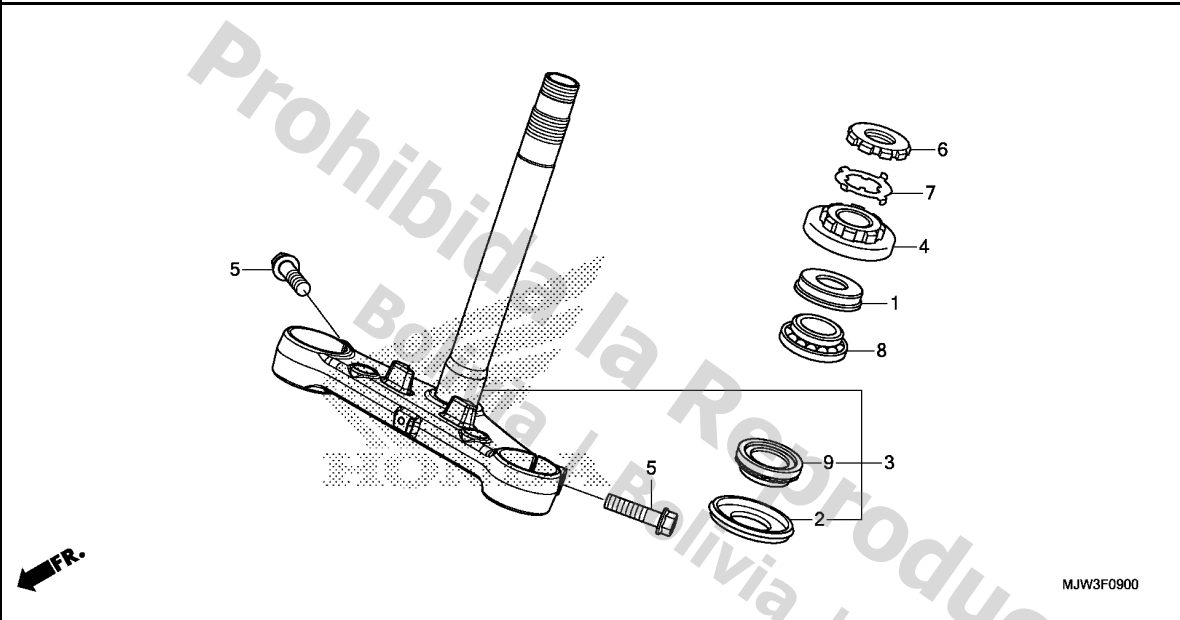
Ref. No.	Part No.	Description	Reqd. QTY		Serial No.	Parts catalogue code
			CB500	XA		
			X	G		

19	53230-MGZ-J40	BRIDGE, FORK TOP .....	1	1		
20	53232-MJW-J00	CAP, STEERING NUT .....	1	1		
21	86150-KPG-901	EMBLEM, PRODUCT(MARUI) .....	1	1		
22	90107-MBG-000	BOLT, ONE-WAY, 8MM .....	2	2		
23	90108-KZZ-900	BOLT, FLANGE, 8X40 .....	2	2		
24	90150-MJW-J00	BOLT, FLANGE, 8X35 .....	4	4		
25	90191-MGZ-J00	SCREW, OVAL, 6X60 .....	2	2		
26	90304-KGA-900	NUT, STEERING STEM .....	1	1		
27	90503-KGA-900	WASHER, STEERING STEM .....	1	1		
28	91059-KY2-711	SCREW, TAPPING, 3X16 .....	3	3		
29	91554-SM4-003	HOLDER, BRACKET(RED) .....	1	1		
30	95701-08018-00	BOLT, FLANGE, 8X18 .....	1	1		

F-9

STEERING STEM

G12



Ref. No.	L.O.N.	(Relative ref. Number) Description	F.R.T.
3	510100	STEM OR SHAFT ASSY., STEERING (1)	1.6
4	5101B2	THREAD, STEERING HEAD TOP	1.4
8	5101B6	BEARING, HEAD PIPE :UPPER (2)	1.6
9	5101B7	BEARING, HEAD PIPE :LOWER	1.8
	5101C7	BEARING, HEAD PIPE :BOTH	1.8

Ref. No.	Part No.	Description	Reqd. QTY		Serial No.	Parts catalogue code
			CB500	XA		
			X	G		
1	53213-MB4-771	DUST SEAL, STEERING UPPER (ARAI)	1	1		
2	53214-371-010	DUST SEAL, STEERING HEAD	1	1		
3	53219-MGZ-J00	STEM SUB ASSY., STEERING	1	1		
4	53220-KYJ-900	THREAD COMP., STEERING HEAD TOP	1	1		
5	90104-MGZ-J00	BOLT, FLANGE, 10X40	2	2		
6	90302-425-830	THREAD B, STEERING HEAD TOP	1	1		
7	90506-425-830	WASHER, LOCK	1	1		
8	91015-KT8-005	BEARING, HEAD PIPE UPPER(KOYO)	1	1		
9	91016-KT8-005	BEARING, HEAD PIPE UNDER(KOYO)	1	1		

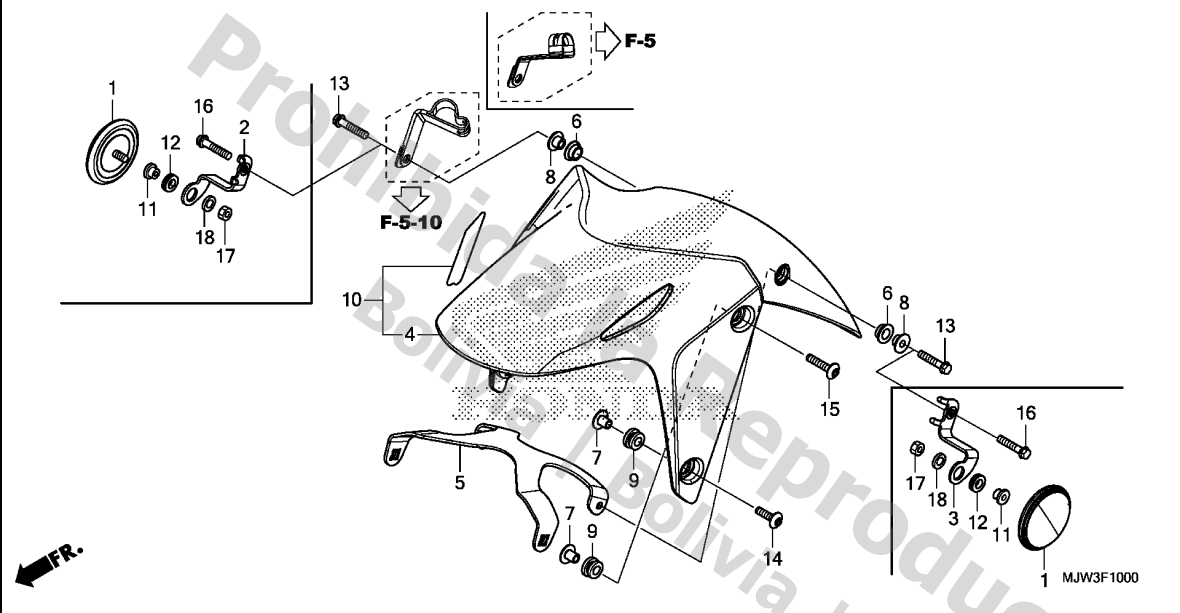
3



F-10

FRONT FENDER

G13



Ref. No.	L.O.N.	(Relative ref. Number) Description	F.R.T.
4	4131B7	(5,10) FENDER, FRONT .....	0.2

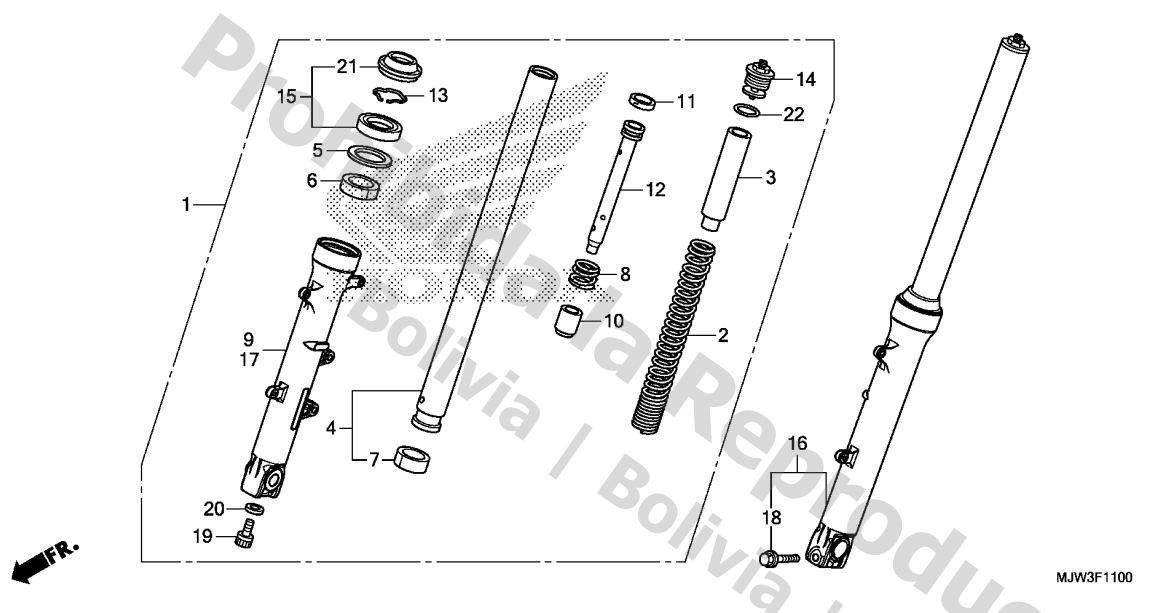
3

Ref. No.	Part No.	Description	Reqd. QTY		Serial No.	Parts catalogue code
			CB500 X G	XA G		
1	33741-KTG-U01	REFLECTOR, FR. REFLEX (AMBER)	2	2	-----	2MA,2U,MA,U
2	60114-MGZ-A00	STAY, R. FR. SIDE REFLECTOR	1	1	-----	2MA,2U,MA,U
3	60115-MGZ-A00	STAY, L. FR. SIDE REFLECTOR	1	1	-----	2MA,2U,MA,U
4	61101-MGZ-J01ZG	FENDER, FR. *NH436M* MAT GUNPOWDER BLACK METALLIC	1	-		
5	61102-MGZ-J00	BRACE, FR. FENDER .....	1	1		
6	61103-KPF-910	RUBBER, FR. FENDER MOUNTING	2	2		
7	61103-KRY-900	COLLAR A, FR. FENDER .....	4	4		
8	61105-KPF-910	COLLAR, FR. FENDER MOUNTING	2	2		
9	61105-KRY-900	RUBBER, FR. FENDER MOUNTING	4	4		
10	61110-MJW-J10ZB	FENDER SET, FR. (WL) *TYPE5* .....	-	1		
11	77103-MEE-000	COLLAR, SEAT SETTING .....	2	2	-----	2MA,2U,MA,U
12	80123-MER-D00	RUBBER, RR. COWL MOUNTING (FR.)	2	2	-----	2MA,2U,MA,U
13	90010-MGZ-J00	BOLT, FLANGE, 6X28 (NSHF) ....	2	2	-----	2IN,2K0,3ED,ED
14	90130-KYJ-900	SCREW, PAN, 6X22 .....	2	2		
15	90130-MGZ-J00	SCREW, PAN, 6X30 .....	2	2		
16	90131-MGZ-J00	BOLT, FLANGE, 6X30 .....	2	2	-----	2MA,2U,MA,U
17	90301-782-000	NUT, U, 6MM .....	2	2	-----	2MA,2U,MA,U
18	94101-06700	WASHER, PLAIN, 6MM .....	2	2	-----	2MA,2U,MA,U

F-11

FRONT FORK

G14



Ref. No.	L.O.N.	(Relative ref. Number) Description	F.R.T.
1	5111C3	FORK ASSY., FRONT :RIGHT	0.5
2	5111C5	SPRING, FRONT FORK :LEFT	0.7
	5111C6	SPRING, FRONT FORK :RIGHT	0.7
	5111C7	SPRING, FRONT FORK :BOTH	1.1
4		(6,7,8,10,11,12)	
	5111G2	PIPE, FRONT FORK :LEFT	0.9
	5111G3	PIPE, FRONT FORK :RIGHT	0.9
	5111G4	PIPE, FRONT FORK :BOTH	1.5
9	5111D2	CASE, BOTTOM :RIGHT	0.9
15	5111E7	SEAL SET, FRONT FORK :LEFT	0.8
	5111E8	SEAL SET, FRONT FORK :RIGHT	0.8
	5111E9	SEAL SET, FRONT FORK :BOTH	1.3
16	5111C2	FORK ASSY., FRONT :LEFT	0.5
	5111C4	FORK ASSY., FRONT :BOTH	0.7
17	5111D1	CASE, BOTTOM :LEFT	0.9
	5111D3	CASE, BOTTOM :BOTH	1.5

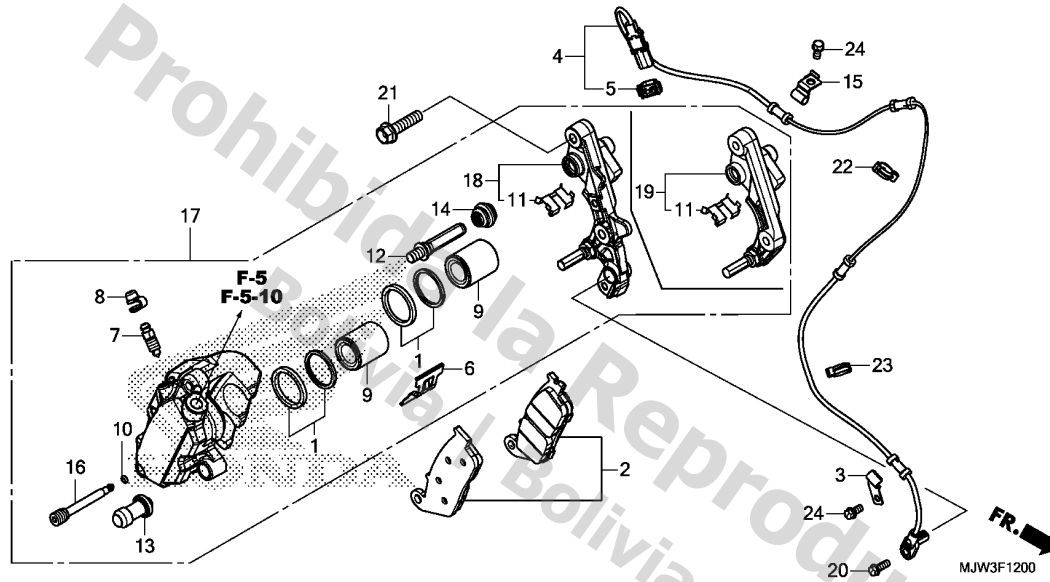
Ref. No.	Part No.	Description	Reqd. QTY		Serial No.	Parts catalogue code
			CB500	XA		
			X	G		
1	51400-MJW-J81	FORK ASSY., R. FR.	1	1		
2	51401-MJW-J81	SPRING, FR. FORK	2	2		
3	51402-MGZ-J01	COLLAR, SPRING	2	2		
4	51410-MJW-J81	PIPE COMP., FR. FORK	2	2		
5	51412-MB4-003	RING, BACK UP(SHOWA)	2	2		
6	51414-MFJ-A51	BUSH, GUIDE	2	2		
7	51415-MFJ-A51	BUSH, SLIDER	2	2		
8	51416-KF0-003	SPRING, FR. REBOUND(SHOWA)	2	2		
9	51420-MGZ-J01	CASE COMP., R. BOTTOM	1	1		
10	51432-MV9-003	PIECE, OIL LOCK(SHOWA)	2	2		
11	51437-KV3-701	RING, PISTON	2	2		
12	51440-MJW-J81	PIPE, SEAT	2	2		
13	51447-KA4-711	RING, OIL SEAL STOPPER(SHOWA)	2	2		
14	51450-MR8-003	BOLT ASSY., FR. FORK	2	2		
15	51490-MER-R61	SEAL SET, FR. FORK	2	2		
16	51500-MJW-J81	FORK ASSY., L. FR.	1	1		
17	51520-MGZ-J01	CASE COMP., L. BOTTOM	1	1		
18	90109-MR7-000	BOLT, FLANGE, 8X45	1	1		
19	90116-KV3-701	BOLT, SOCKET, 8MM(SHOWA)	2	2		
20	90544-283-000	WASHER, SPECIAL, 8MM(SHOWA)	2	2		
21	91254-MEE-D01	SEAL, DUST	2	2		
22	91356-KF0-003	O-RING, 33.2X2.4	2	2		

3

# F-12

# FRONT BRAKE CALIPER

# G15



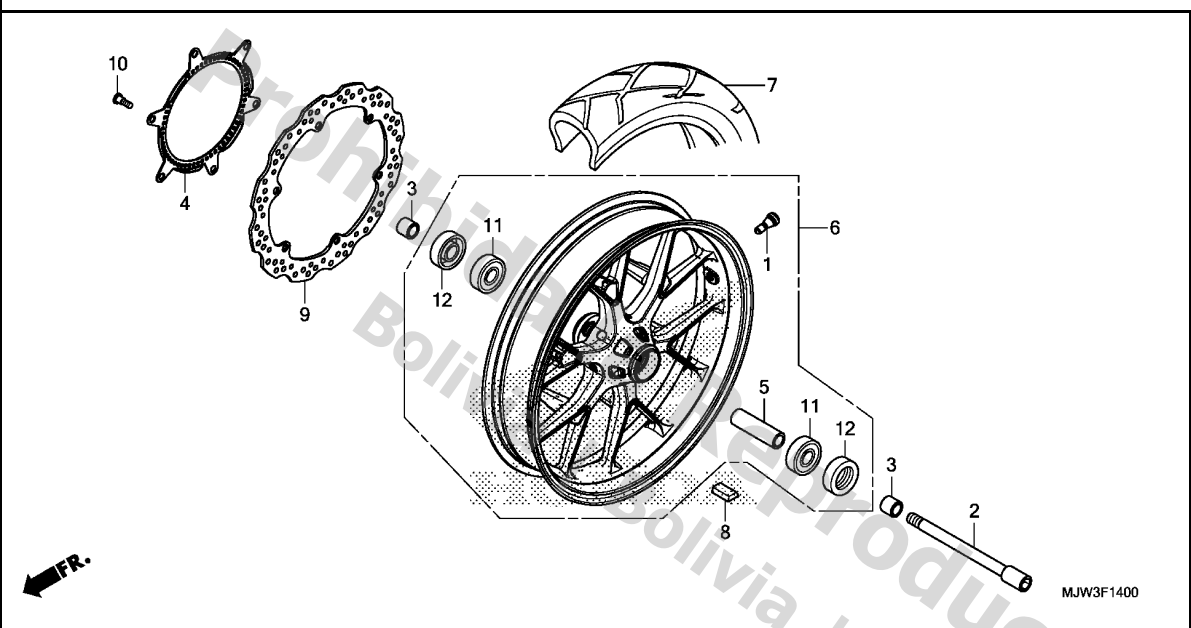
Ref. No.	L.O.N.	(Relative ref. Number) Description	F.R.T.
2	711115	SHOE(PAD) SET, BRAKE :FRONT ..	0.1
4	617196	SENSOR, WHEEL SPEED :FRONT ...	0.5
9		(1)	
	7111D1	PISTON, FRONT BRAKE CALIPER ..	0.5
		.INCLUDES: Bleed brakes	
		.NOTE: Same time for two units	
17	711130	CALIPER, FRONT BRAKE .....	0.4
18		(19)	
	7111G0	BRACKET, FRONT CALIPER .....	0.2

Ref. No.	Part No.	Description	Reqd. QTY		Serial No.	Parts catalogue code
			CB500	XA		
			X	G		
1	06431-MA3-405	SEAL SET, PISTON .....	2	2		
2	06455-MGS-D32	PAD SET, FR. ....	1	1		
3	38517-MKA-D80	CLAMPER, SENSOR CORD .....	-	1		
4	38520-MJW-J11	SENSOR, FR. WHEEL SPEED .....	-	1		
5	42524-T5A-003	CLIP, COUPLER(DARK BLUE) .....	-	1		
6	43108-MCT-006	SPRING, PAD .....	1	1		
7	43352-568-003	SCREW, BLEEDER(NISSIN) .....	1	1		
8	43353-461-771	CAP, BLEEDER .....	1	1		
9	45107-ML4-006	PISTON .....	2	2		
10	45111-MAJ-G41	RING, STOPPER .....	1	1		
11	45112-MS9-611	RETAINER .....	1	1		
12	45131-ML7-921	BOLT A, PIN .....	1	1		
13	45132-166-016	BOOT, PIN BUSH(NISSIN) .....	1	1		
14	45133-MA3-006	BOOT B .....	1	1		
15	45159-MGZ-J00	CLAMPER, SENSOR CORD .....	-	1		
16	45215-MAJ-G41	PIN, HANGER .....	1	1		
17	45250-MKA-J31	CALIPER SUB ASSY., R. FR. ....	1	-		
	45250-MKA-D81	.....	-	1		
18	45290-MKA-D81	BRACKET SUB ASSY., R. FR. ....	-	1		
19	45290-MKA-J31	BRACKET SUB ASSY., R. FR. ....	1	-		
20	90107-MEJ-D00	BOLT, FLANGE, 6X16 .....	-	1		
21	90131-KZZ-900	BOLT, FLANGE, 8X32 .....	2	2		
22	90690-MCA-003	CLIP, CABLE, 14MM .....	-	1		
23	90690-MJE-D11	CLIP, CABLE, 10MM .....	-	1		
24	96001-06012-07	BOLT, FLANGE, 6X12 .....	-	2		

F-14

FRONT WHEEL

G16



Ref. No.	L.O.N.	(Relative ref. Number) Description	F.R.T.
2		(12)	
2	710151	AXLE, FRONT WHEEL .....	0.3
4	7101B0	RING, PULSER :FRONT .....	0.4
6	7101D4	FRONT WHEEL .....	1.0
		.INCLUDES: Balance	
7	710139	FRONT TIRE(ONE) .....	0.9
		.INCLUDES: Balance	
8	7101A6	WEIGHT, BALANCE :FRONT .....	0.6
9	711120	DISC, FRONT BRAKE .....	0.4
11	710115	BEARING, FRONT WHEEL(ONE) ....	0.5
	710115G	.Replace 1 bearing add .....	0.1

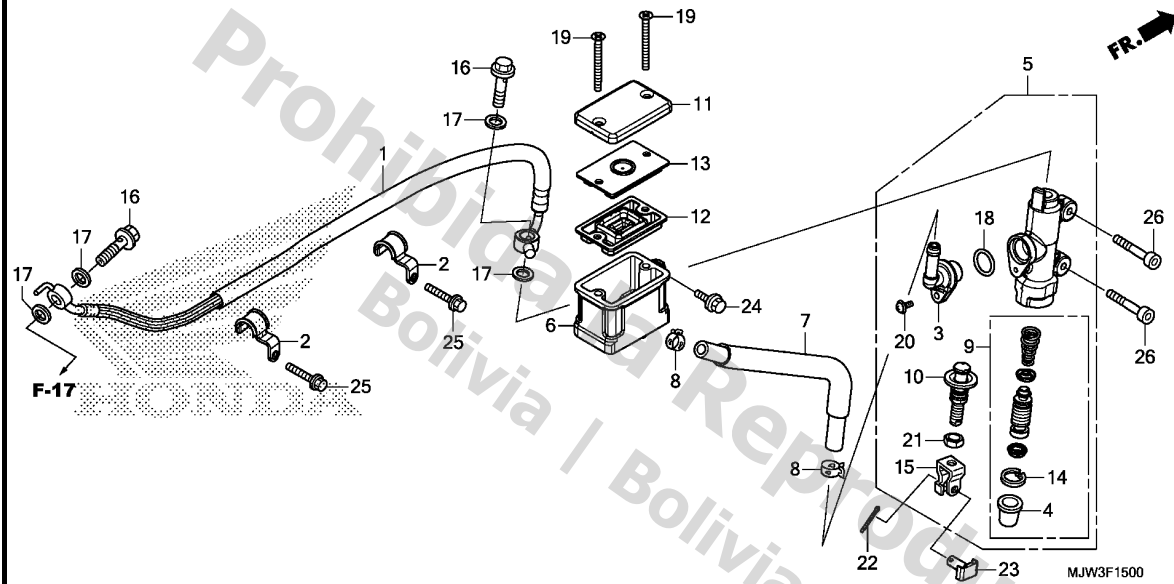
Ref. No.	Part No.	Description	Reqd. QTY		Serial No.	Parts catalogue code
			CB500	XA		
			X	G		
1	42753-KWF-901	VALVE, RIM(TRITON) .....	1	1		
2	44301-MGZ-J00	AXLE, FR. WHEEL .....	1	1		
3	44311-MGZ-J00	COLLAR, FR. WHEEL SIDE .....	2	2		
4	44515-MJW-J10	RING, FR. PULSER .....	-	1		
5	44620-MGZ-J00	COLLAR, FR. AXLE DISTANCE ...	1	1		
6	44650-MGZ-J01	WHEEL SUB ASSY., FR. ....	1	1		
7	44711-MJW-J81	TIRE, FR.(DUNLOP) (120/70ZR17 M/C 58W)	1	1		
8	44721-SEA-N02	WEIGHT, BALANCE(10G) (TOHO ZINC)	N	N		
	44722-SEA-N02	WEIGHT, BALANCE(20G) (TOHO ZINC)	N	N		
	44723-SEA-N02	WEIGHT, BALANCE(30G) (TOHO ZINC)	N	N		
	44726-SEA-N02	WEIGHT, BALANCE(5G)(TOHO ZINC)	N	N		
	44727-SEA-N02	WEIGHT, BALANCE(15G) (TOHO ZINC)	N	N		
	44728-SEA-N02	WEIGHT, BALANCE(25G) (TOHO ZINC)	N	N		
9	45251-MGZ-J01	DISK, FR. BRAKE(SUNSTAR) ....	1	-		
	45251-MGZ-J11	.....	-	1		
10	90105-MGS-D30	BOLT, DISK, 8X25 .....	6	6		
11	91051-MGZ-J01	BEARING, RADIAL BALL, 6303UU (FUJIKOSHI)	2	2		
	91054-MT6-831	BEARING, RADIAL BALL, 6303UU (NSK)	2	2		
12	91253-KZJ-901	OIL SEAL, 25X47X6.5(ARAI) ...	2	2		

3

**F-15**

**REAR BRAKE MASTER CYLINDER(CB500X)**

**H 1**



Ref. No.	L.O.N.	(Relative ref. Number) Description	F.R.T.
1	712130	HOSE, REAR BRAKE ..... .INCLUDES: Bleed brakes	0.4
5	712125	CYLINDER, REAR BRAKE MASTER .. .INCLUDES: Bleed brakes	0.5
6	7121F6	CUP, REAR MASTER CYLINDER OIL .INCLUDES: Bleed brakes	0.2
7	7121C2	HOSE, REAR MASTER CYLINDER OIL CUP ..... .INCLUDES: Bleed brakes	0.3
9	7121H0	PISTON SET, REAR BRAKE MASTER .INCLUDES: Bleed brakes	0.5
12	7121G7	DIAPHRAGM, REAR BRAKE MASTER CYLINDER .....	0.1

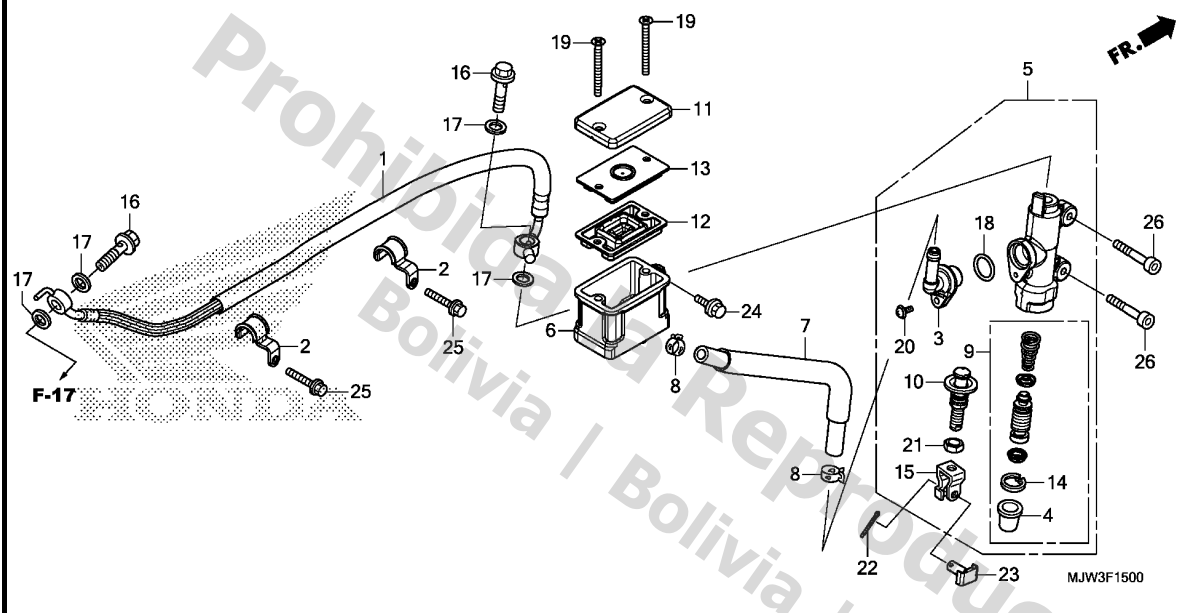
**3**

Ref. No.	Part No.	Description	Reqd. QTY		Serial No.	Parts catalogue code
			CB500	XA		
1	43310-MGZ-J01	HOSE COMP., RR. BRAKE .....	1	-		
2	43468-MGZ-J00	GUIDE, RR. BRAKE HOSE .....	2	-		
3	43503-MER-D01	CONNECTOR, MASTER CYLINDER ..	1	-		
4	43504-MB2-006	BOOT COMP. ....	1	-		
5	43510-MGZ-D01	CYLINDER SUB ASSY., RR. BRAKE MASTER(NISSIN)	1	-		
6	43511-KV3-831	CUP COMP., OIL .....	1	-		
7	43512-MGZ-J01	HOSE COMP., RR. BRAKE MASTER CYLINDER	1	-		
8	43514-KS6-701	CLAMP, MASTER CYLINDER OIL HOSE	2	-		
9	43520-MJ6-315	PISTON SET, MASTER CYLINDER (NISSIN)	1	-		
10	43530-KV3-701	ROD COMP., PUSH .....	1	-		
11	45513-KK1-771	CAP, MASTER CYLINDER .....	1	-		
12	45520-MG7-006	DIAPHRAGM .....	1	-		
13	45521-HA2-006	PLATE, DIAPHRAGM .....	1	-		
14	46182-MEL-D21	CIRCLIP .....	1	-		
15	46504-KV6-702	JOINT, BRAKE ROD .....	1	-		
16	90145-MS9-612	BOLT, OIL, 10X22 .....	2	-		
17	90545-300-000	WASHER, OIL BOLT .....	4	-		
18	91212-422-006	O-RING, 14.8X2.4 .....	1	-		
19	93600-04040-1G	SCREW, FLAT, 4X40 .....	2	-		
20	93893-04012-17	SCREW-WASHER, 4X12 .....	1	-		
21	94002-08000-0S	NUT, HEX., 8MM .....	1	-		

F-15

REAR BRAKE MASTER CYLINDER(CB500X)

H 2



Ref. No.	Part No.	Description	Reqd. QTY		Serial No.	Parts catalogue code
			CB500	XA		

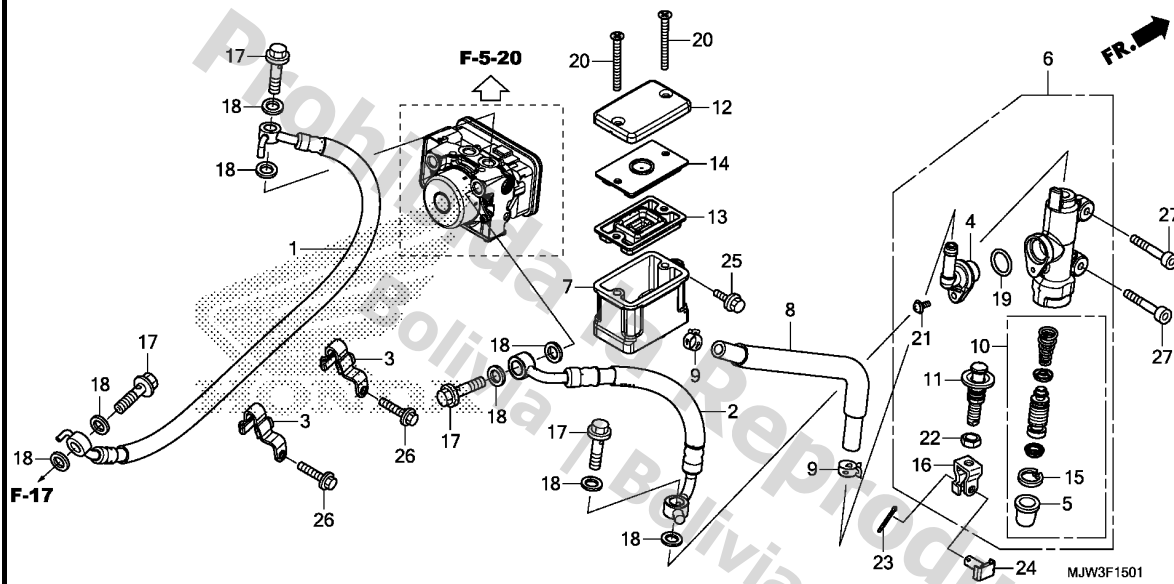
22	94201-20150	PIN, SPLIT, 2.0X15	1	-		
23	95015-54000	PIN D, JOINT	1	-		
24	96001-06014-07	BOLT, FLANGE, 6X14	1	-		
25	96001-06018-07	BOLT, FLANGE, 6X18	2	-		
26	96600-06020-00	BOLT, SOCKET, 6X20	2	-		

3

F-15-1

REAR BRAKE MASTER CYLINDER(CB500XA)

H 3



Ref. No.	L.O.N.	(Relative ref. Number) Description	F.R.T.
1	712180	HOSE A, REAR BRAKE ..... .INCLUDES: Bleed brakes	0.4
2	7121B0	HOSE B, REAR BRAKE ..... .INCLUDES: Bleed brakes	0.4
6	712125	CYLINDER, REAR BRAKE MASTER .. .INCLUDES: Bleed brakes	0.5
7	7121F6	CUP, REAR MASTER CYLINDER OIL .INCLUDES: Bleed brakes	0.2
8	7121C2	HOSE, REAR MASTER CYLINDER OIL CUP ..... .INCLUDES: Bleed brakes	0.3
10	7121H0	PISTON SET, REAR BRAKE MASTER .INCLUDES: Bleed brakes	0.5
13	7121G7	DIAPHRAGM, REAR BRAKE MASTER CYLINDER .....	0.1

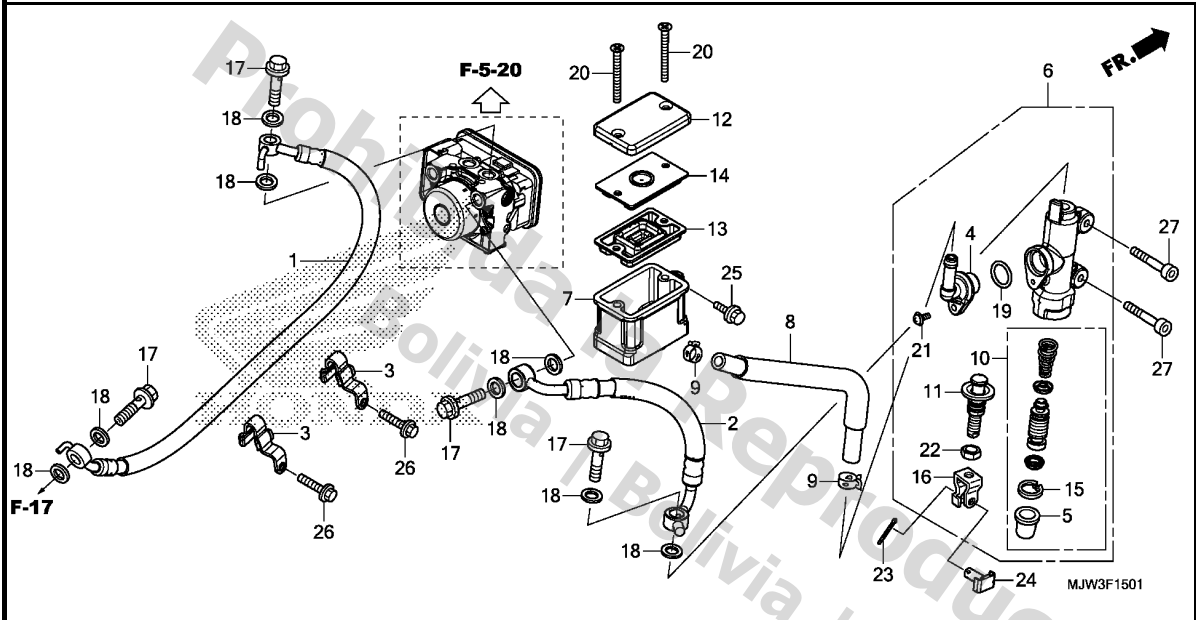
3

Ref. No.	Part No.	Description	Reqd. QTY		Serial No.	Parts catalogue code
			CB500	XA		
			X	G		
1	43310-MGZ-J11	HOSE COMP. A, RR. BRAKE .....	-	1		
2	43313-MJW-J11	HOSE COMP. B, RR. BRAKE .....	-	1		
3	43468-MGZ-J10	GUIDE, RR. BRAKE HOSE .....	-	2		
4	43503-MER-D01	CONNECTOR, MASTER CYLINDER ..	-	1		
5	43504-MB2-006	BOOT COMP. ....	-	1		
6	43510-MGZ-D01	CYLINDER SUB ASSY., RR. BRAKE MASTER(NISSIN)	-	1		
7	43511-KV3-831	CUP COMP., OIL .....	-	1		
8	43512-MGZ-J01	HOSE COMP., RR. BRAKE MASTER CYLINDER	-	1		
9	43514-KS6-701	CLAMP, MASTER CYLINDER OIL HOSE	-	2		
10	43520-MJ6-315	PISTON SET, MASTER CYLINDER (NISSIN)	-	1		
11	43530-KV3-701	ROD COMP., PUSH .....	-	1		
12	45513-KK1-771	CAP, MASTER CYLINDER .....	-	1		
13	45520-MG7-006	DIAPHRAGM .....	-	1		
14	45521-HA2-006	PLATE, DIAPHRAGM .....	-	1		
15	46182-MEL-D21	CIRCLIP .....	-	1		
16	46504-KV6-702	JOINT, BRAKE ROD .....	-	1		
17	90145-MS9-612	BOLT, OIL, 10X22 .....	-	4		
18	90545-300-000	WASHER, OIL BOLT .....	-	8		
19	91212-422-006	O-RING, 14.8X2.4 .....	-	1		
20	93600-04040-16	SCREW, FLAT, 4X40 .....	-	2		
21	93893-04012-17	SCREW-WASHER, 4X12 .....	-	1		

F-15-1

REAR BRAKE MASTER CYLINDER(CB500XA)

H 4



Ref. No.	Part No.	Description	Reqd. QTY		Serial No.	Parts catalogue code
			CB500	XA		
			X	G		

22	94002-08000-0S	NUT, HEX., 8MM .....	-	1		
23	94201-20150	PIN, SPLIT, 2.0X15 .....	-	1		
24	95015-54000	PIN D, JOINT .....	-	1		
25	96001-06014-07	BOLT, FLANGE, 6X14 .....	-	1		
26	96001-06018-07	BOLT, FLANGE, 6X18 .....	-	2		
27	96600-06020-00	BOLT, SOCKET, 6X20 .....	-	2		

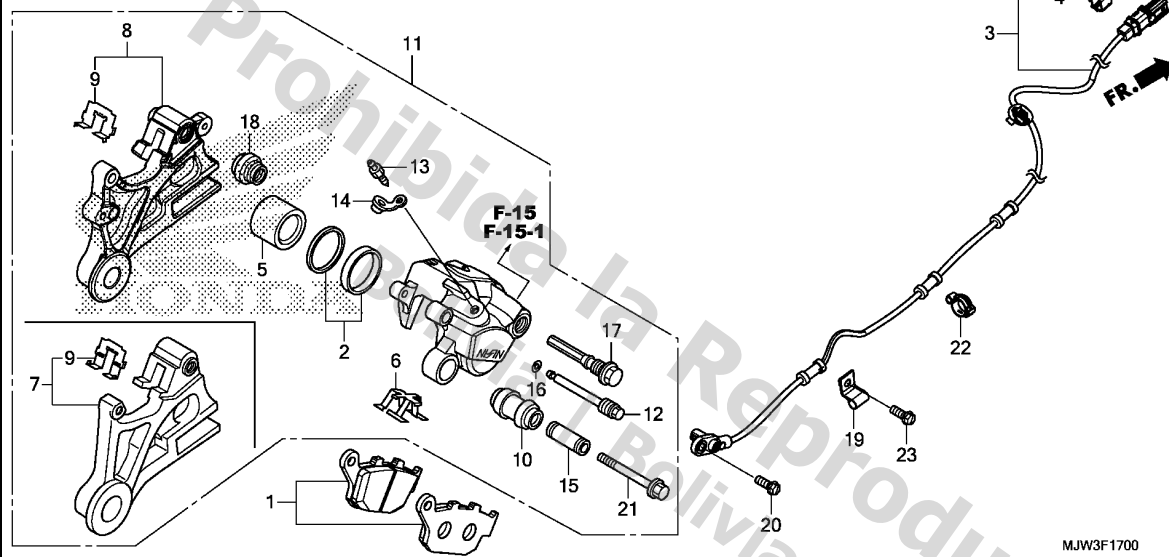
3



F-17

REAR BRAKE CALIPER

H 5



Ref. No.	L.O.N.	(Relative ref. Number) Description	F.R.T.
1	711140	SHOE(PAD) SET, BRAKE :REAR ...	0.1
3	617197	SENSOR, WHEEL SPEED :REAR ....	0.5
5	7111D5	PISTON, REAR BRAKE CALIPER ...	0.5
		.INCLUDES: Bleed brakes (7)	
8	7111C1	BRACKET, REAR CALIPER .....	0.5
11	711155	CALIPER, REAR BRAKE .....	0.6
		.INCLUDES: Bleed brakes	

MJW3F1700

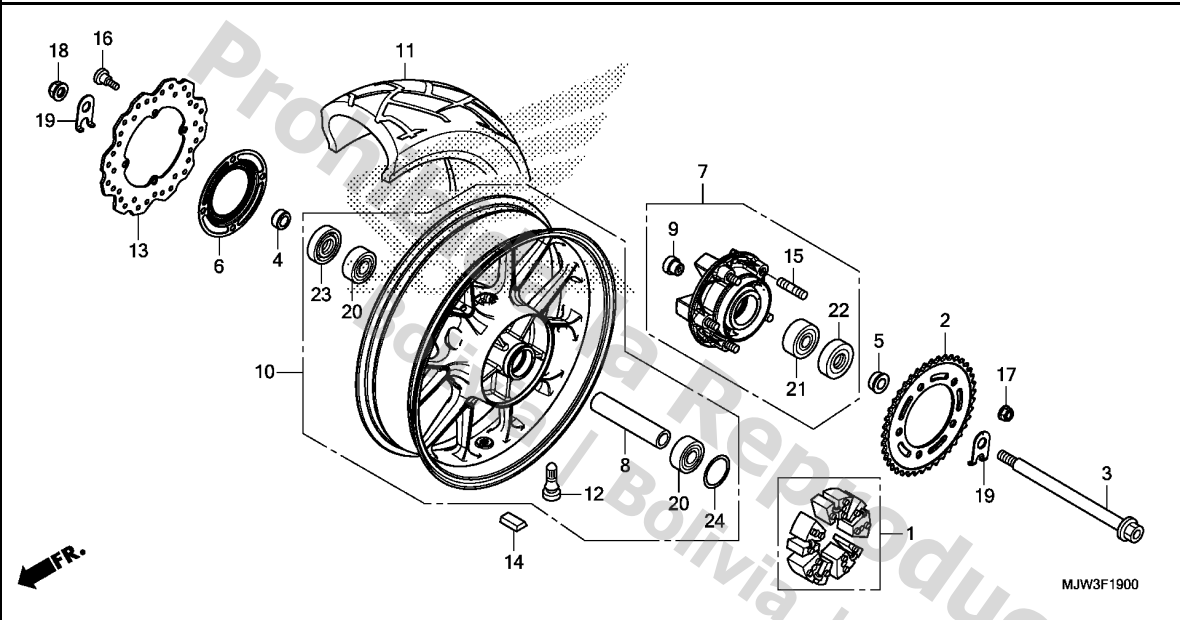
Ref. No.	Part No.	Description	Reqd. QTY		Serial No.	Parts catalogue code
			CB500	XA		
			X	G		
1	06435-MGZ-J01	PAD SET, RR. ....	1	1		
2	06451-443-405	SEAL SET, PISTON .....	1	1		
3	38510-MJW-J91	SENSOR, RR. WHEEL SPEED .....	-	1		
4	42524-T5A-003	CLIP, COUPLER(DARK BLUE) .....	-	1		
5	43107-KT7-761	PISTON .....	1	1		
6	43108-MBB-006	SPRING, PAD .....	1	1		
7	43110-MGZ-J01	BRACKET COMP., RR. BRAKE .....	1	-		
8	43110-MJW-J11	BRACKET COMP., RR. BRAKE .....	-	1		
9	43112-KT7-761	RETAINER .....	1	1		
10	43132-KT7-761	BOOT, SLEEVE .....	1	1		
11	43150-MGZ-J01	CALIPER SUB ASSY., RR.(NISSIN) .....	1	-		
	43150-MJW-J11	CALIPER SUB ASSY., RR. ....	-	1		
12	43215-KZ4-J41	PIN, HANGER .....	1	1		
13	43352-568-003	SCREW, BLEEDER(NISSIN) .....	1	1		
14	43353-461-771	CAP, BLEEDER .....	1	1		
15	45111-MA3-006	SLEEVE .....	1	1		
16	45111-MAJ-G41	RING, STOPPER .....	1	1		
17	45131-MN9-006	BOLT, PIN .....	1	1		
18	45133-MA3-006	BOOT B .....	1	1		
19	45157-MEJ-J00	CLAMPER A, SENSOR CORD .....	-	1		
20	90107-MEJ-D00	BOLT, FLANGE, 6X16 .....	-	1		
21	90180-MN8-006	BOLT, FLANGE, 8X49 .....	1	1		
22	90690-MCA-003	CLIP, CABLE, 14MM .....	-	1		
23	96001-06012-07	BOLT, FLANGE, 6X12 .....	-	1		

3

F-19

REAR WHEEL

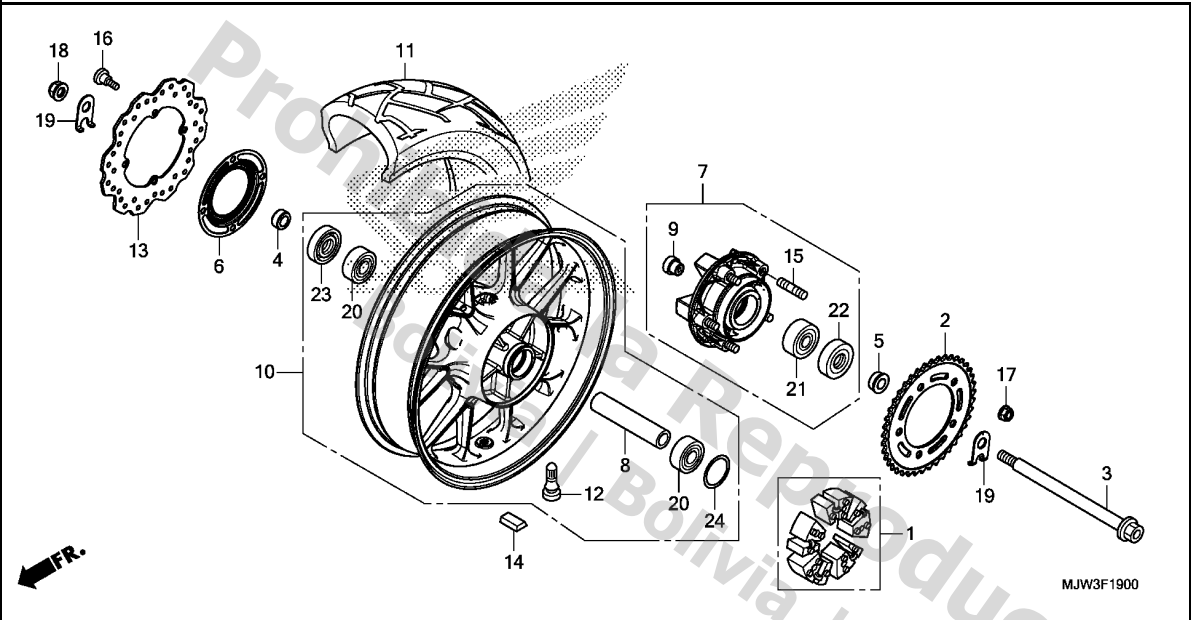
H 6



Ref. No.	L.O.N.	(Relative ref. Number) Description	F.R.T.
1		(24)	
1	710157	DAMPER, REAR WHEEL .....	0.4
2	7101A0	SPROCKET, FINAL DRIVEN .....	0.5
3		(22,23)	
3	710160	AXLE, REAR WHEEL .....	0.4
6	7101B1	RING, PULSER :REAR .....	0.5
7	7101A5	FLANGE ASSY., FINAL DRIVEN ...	0.5
10	710118	REAR WHEEL .....	1.1
		.INCLUDES: Balance	
11	710142	REAR TIRE(ONE) .....	1.0
		.INCLUDES: Balance	
13	711145	DISC, REAR BRAKE .....	0.5
14	7101E1	WEIGHT, BALANCE :REAR .....	0.7
20	710133	BEARING, REAR WHEEL(ONE) .....	0.6
	710133G	.Replace 1 bearing add .....	0.1
21	7101D1	BEARING, FINAL DRIVEN FLANGE ..	0.6

Ref. No.	Part No.	Description	Reqd. QTY		Serial No.	Parts catalogue code
			CB500	XA		
			X	G		
1	06410-MER-D00	DAMPER SET, WHEEL .....	1	1		
2	41201-MGZ-D00	SPROCKET, FINAL DRIVEN(41T) ..	1	1		
3	42301-MGZ-J00	AXLE, RR. WHEEL .....	1	1		
4	42312-MGZ-J00	COLLAR, RR. BRAKE SIDE .....	1	1		
5	42313-MGZ-J40	COLLAR, L. RR. WHEEL SIDE ...	1	1		
6	42515-MGZ-J10	RING, RR. PULSER .....	-	1		
7	42615-MGZ-D00	FLANGE SUB ASSY., RR. DRIVEN	1	1		
8	42620-MGZ-J00	COLLAR, RR. AXLE DISTANCE ...	1	1		
9	42625-MGZ-J00	COLLAR B, RR. AXLE DISTANCE ..	1	1		
10	42650-MGZ-J01	WHEEL SUB ASSY., RR. ....	1	-		
	42650-MGZ-J11	.....	-	1		
11	42711-MJW-J81	TIRE, RR.(DUNLOP) (160/60ZR17 M/C 69W)	1	1		
12	42753-KWF-901	VALVE, RIM(TRITON) .....	1	1		
13	43251-MGZ-J02	DISK, RR. BRAKE(SUNSTAR) ....	1	1		
14	44721-SEA-N02	WEIGHT, BALANCE(10G)				
		(TOHO ZINC)	N	N		
	44722-SEA-N02	WEIGHT, BALANCE(20G)				
		(TOHO ZINC)	N	N		
	44723-SEA-N02	WEIGHT, BALANCE(30G)				
		(TOHO ZINC)	N	N		
	44726-SEA-N02	WEIGHT, BALANCE(5G)(TOHO ZINC)	N	N		
	44727-SEA-N02	WEIGHT, BALANCE(15G)				
		(TOHO ZINC)	N	N		
	44728-SEA-N02	WEIGHT, BALANCE(25G)				
		(TOHO ZINC)	N	N		
15	90102-MAS-000	BOLT, STUD, 12X25 .....	5	5		

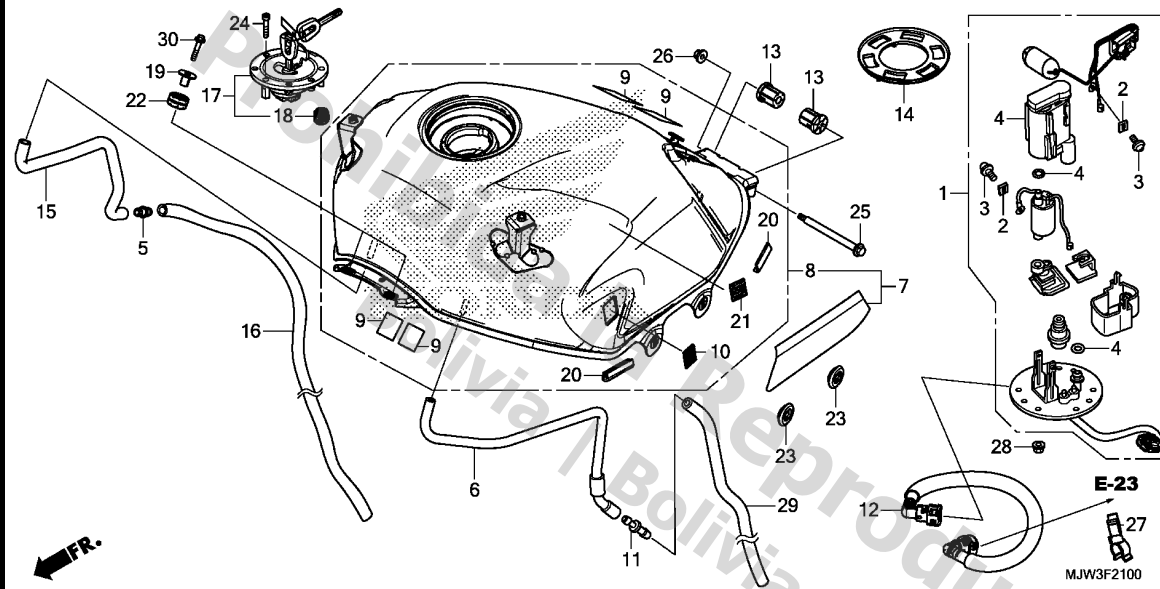
3



Ref. No.	Part No.	Description	Reqd. QTY		Serial No.	Parts catalogue code
			CB500	XA		
			X	G		

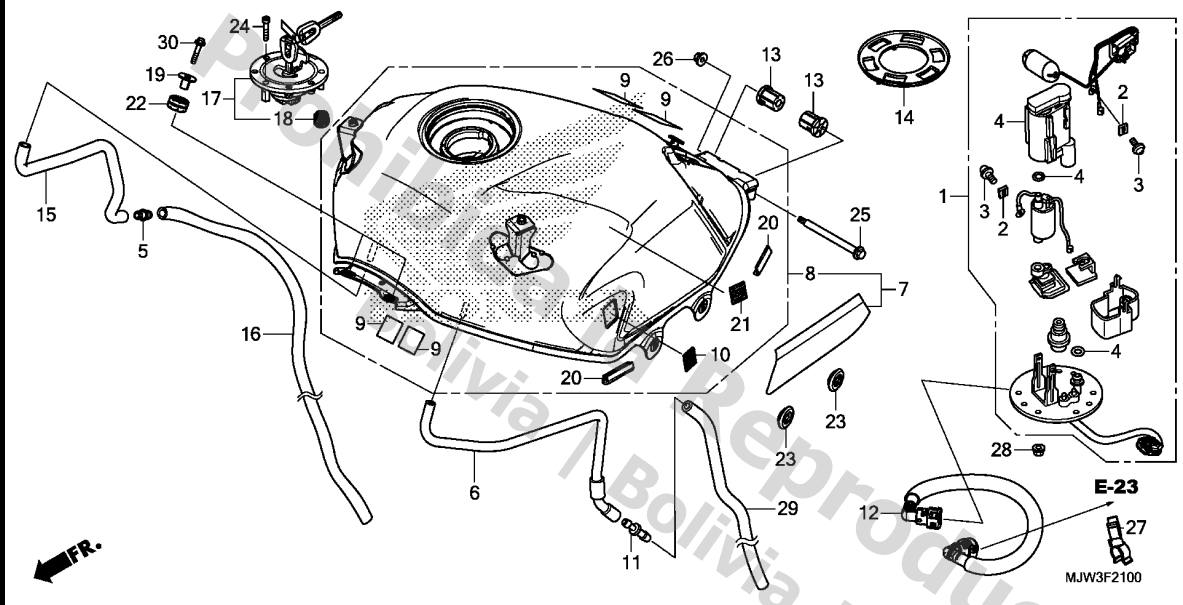
16	90105-MGS-D30	BOLT, DISK, 8X25 .....	4	4		
17	90306-KGH-901	NUT, U, 12MM(FUJI SEIMITSU) .	5	5		
18	90306-MGZ-J01	NUT, U, FLANGE, 16MM .....	1	1		
19	90559-MJW-J00	WASHER, RR. SWINGARM .....	2	2		
20	91051-MGZ-J01	BEARING, RADIAL BALL, 6303UU (FUJIKOSHI)	2	2		
	91054-MT6-831	BEARING, RADIAL BALL, 6303UU (NSK)	2	2		
21	91053-MM5-004	BEARING, RADIAL BALL, 6304UU	1	1		
22	91253-442-003	DUST SEAL, 30X52X7 .....	1	1		
23	91253-443-761	DUST SEAL, 30X47X8(ARAI) .....	1	1		
	91253-443-762	DUST SEAL, 30X47X8(NOK) .....	1	1		
24	91351-MGS-D30	O-RING, 55X2 .....	1	1		

3

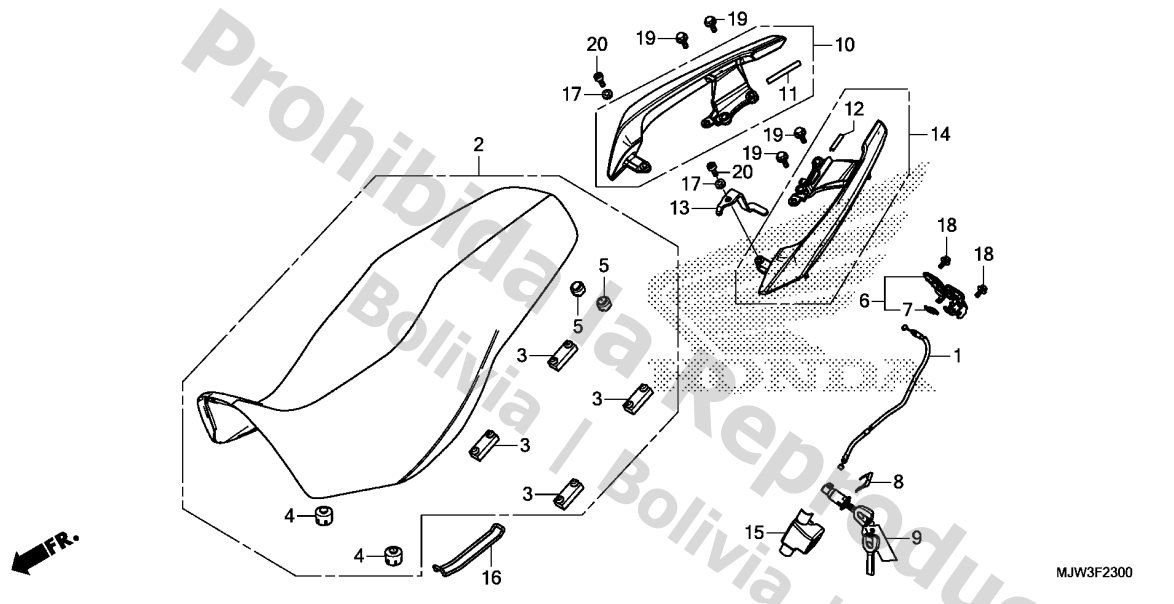


Ref. No.	L.O.N.	(Relative ref. Number) Description	F.R.T.
1		(14)	
1	310120	PUMP ASSY., FUEL .....	0.9
4	3101C7	FILTER, FUEL .....	1.0
7		(8)	
7	310100	TANK, FUEL .....	0.8
12	310162	HOSE, FUEL FEED .....	0.7
17		(18)	
17	3101C1	LOCKING FUEL TANK CAP .....	0.1

Ref. No.	Part No.	Description	Reqd. QTY		Serial No.	Parts catalogue code
			CB500	XA		
			X	G		
1	16700-MJW-J81	PUMP UNIT, FUEL .....	1	1		
2	16711-MGS-D31	STOPPER .....	2	2		
3	16712-MGS-D31	SCREW, 4X6.6 .....	2	2		
4	16730-MJW-J81	FILTER ASSY., FUEL .....	1	1		
5	17359-419-670	JOINT, BREATHER TUBE .....	1	1		
6	17418-MGZ-J00	TUBE, FUEL TANK BREATHER .....	1	1		
7	17500-MJW-880ZA	TANK ASSY., FUEL(WL)				
	*TYPE4*	.....	1	1	----- 2IN,2MA,2U,3ED	
	17500-MJW-880ZB	*TYPE3*	1	1	----- 2IN,2MA,3ED	
	17500-MJW-880ZD	*TYPE1*	1	1	----- 2KO,2U,3ED	
	17500-MJW-880ZC	*TYPE2*	-	1	----- 3ED	
8	17500-MJW-J80ZE	TANK ASSY., FUEL				
	*NH436M*	.....				
	17500-MJW-J80ZD	MAT GUNPOWDER BLACK METALLIC	1	1	----- ED,MA	
	*R4C*	.....CANDY RUBY RED	-	1	----- U	
9	17528-KCZ-930	TAPE B, TANK GUARD .....	4	4		
10	17542-MJE-D40	FASTENER D, DUAL LOCK, 20X20	2	2		
11	17561-KVG-900	JOINT, FUEL TUBE .....	1	1		
12	17570-MJW-J01	HOSE COMP., FUEL FEED .....	1	1		
13	17572-KPP-T00	CUSHION, FUEL TANK RR. PIVOT	2	2		
14	17574-MGS-D30	PACKING, BASE .....	1	1		
15	17590-MGZ-J00	TUBE, FUEL TANK DRAIN .....	1	1		
16	17591-MJW-J00	TUBE, FUEL TANK DRAIN .....	1	1		
17	17620-MJE-D01	CAP COMP., FUEL FILLER .....	1	1		
18	17621-MGP-D61	SEAL, BREATHER .....	1	1		
19	61102-KTY-D30	COLLAR, RADIATOR MOUNTING ...	2	2		



Ref. No.	Part No.	Description	Reqd. QTY		Serial No.	Parts catalogue code
			CB500	XA		
			X	G		
20	64122-MCZ-000	RUBBER, PROTECTOR .....	4	4		
21	64243-MEW-920	FASTENER B, DUAL LOCK, 20X20	2	2		
22	77208-KW7-900	RUBBER B, SEAT MOUNTING .....	2	2		
23	83551-300-000	GROMMET, AIR CLEANER CASE ...	4	4		
24	90120-MJE-D00	BOLT, SOCKET, 4X25(SUS) .....	3	3		
25	90135-MS2-000	BOLT, TANK HINGE .....	1	1		
26	90301-KGH-901	NUT, U, 6MM(FUJI SEIMITSU) ..	1	1		
27	91593-MGZ-J01	CLAMP, FUEL HOSE(BLACK) .....	1	1		
28	94050-06000	NUT, FLANGE, 6MM .....	6	6		
29	95005-75640-20	TUBE, 7.3X640 .....	1	1		
30	96001-06025-07	BOLT, FLANGE, 6X25 .....	2	2		



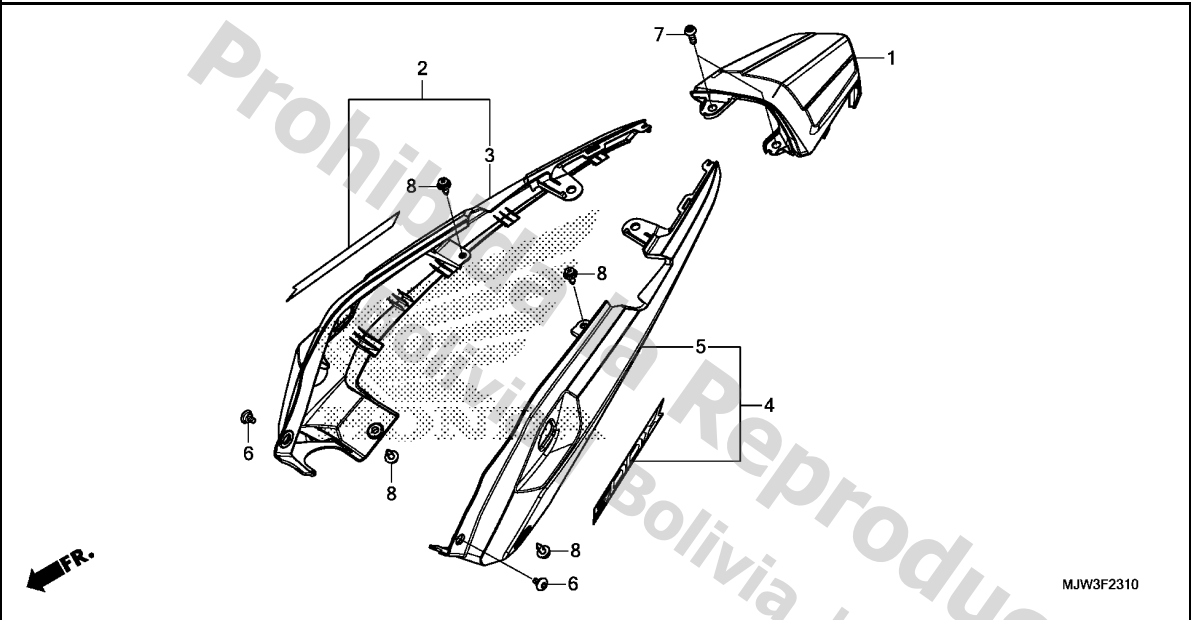
Ref. No.	L.O.N.	(Relative ref. Number) Description	F.R.T.
1	811175	CABLE, SEAT LOCK .....	0.4
6	4131E8	CATCH, SEAT :REAR SIDE .....	0.4
9	4131F2	KEY, SEAT LOCK .....	0.2
10	4131F4	RAIL, GRAB :RIGHT .....	0.1
14	4131F3	RAIL, GRAB :LEFT .....	0.1
	4131F5	RAIL, GRAB :BOTH .....	0.2

Ref. No.	Part No.	Description	Reqd. QTY		Serial No.	Parts catalogue code
			CB500 X G	XA G		
1	77156-MGZ-J81	CABLE, SEAT LOCK .....	1	1		
2	77200-MGZ-J81	SEAT ASSY., DOUBLE .....	1	1		
3	77205-286-000	RUBBER B, SEAT SETTING .....	4	4		
4	77206-KFN-850	RUBBER, SEAT CUSHION .....	2	2		
5	77214-KPH-900	RUBBER B, SEAT SETTING .....	2	2		
6	77220-MGZ-J00	LOCK COMP., SEAT .....	1	1		
7	77234-GN2-000	SPRING, SEAT LOCK .....	1	1		
8	77235-MJE-D00	PLATE, LOCK KEY SETTING .....	1	1		
9	77239-MJE-D02	KEY, SEAT LOCK(WAVE) .....	1	1		
10	77330-MGZ-J80ZB	GRIP, R. RR. *NH436M*	1	1		
		MAT GUNPOWDER BLACK METALLIC	1	1		
11	77331-MGZ-J00	RUBBER, RR. GRIP .....	1	1		
12	77331-MGZ-J80	RUBBER, RR. GRIP .....	1	1		
13	77334-MGZ-J80	PLATE, CABLE GUARD .....	1	1		
14	77340-MGZ-J80ZB	GRIP, L. RR. *NH436M*	1	1		
		MAT GUNPOWDER BLACK METALLIC	1	1		
15	77582-MJW-J80	STAY, SEAT LOCK CABLE .....	1	1		
16	83606-KWS-901	BAND, TOOL .....	1	1		
17	94101-06000	WASHER, PLAIN, 6MM .....	2	2		
18	95701-06012-00	BOLT, FLANGE, 6X12 .....	2	2		
19	95701-08025-00	BOLT, FLANGE, 8X25 .....	4	4		
20	96600-06025-00	BOLT, SOCKET, 6X25 .....	2	2		

F-23-10

REAR COWL

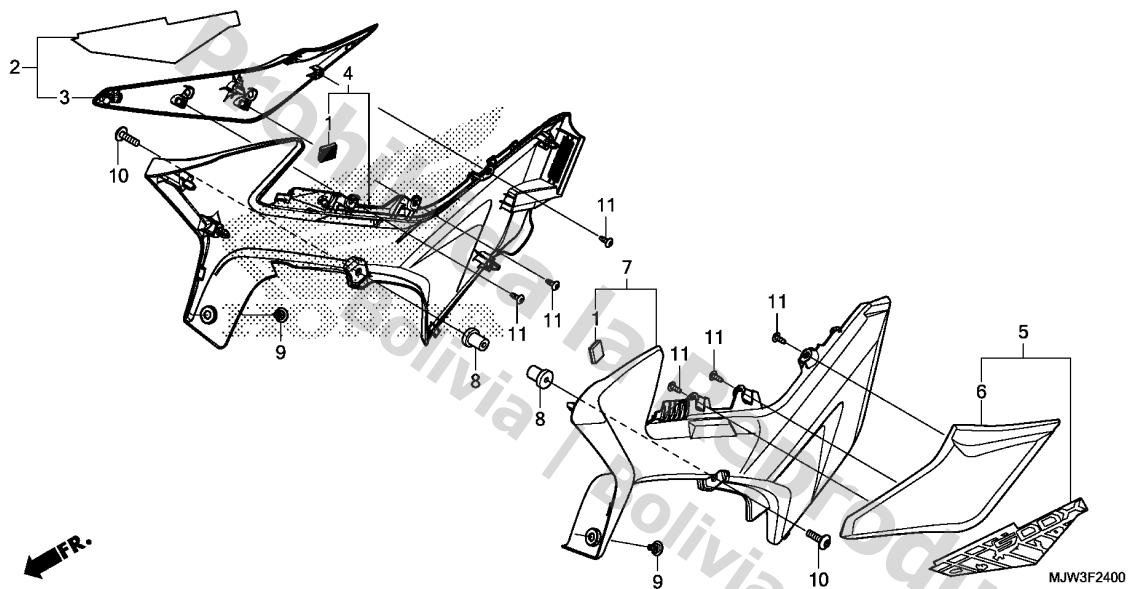
H11



Ref. No.	L.O.N.	(Relative ref. Number) Description	F.R.T.
1	4111K7	COWL, REAR CENTER .....	0.1
2		(3)	
	4111X7	COWL, REAR :RIGHT .....	0.2
4		(5)	
	4111X6	COWL, REAR :LEFT .....	0.2
	4111X8	COWL, REAR :BOTH .....	0.3

3

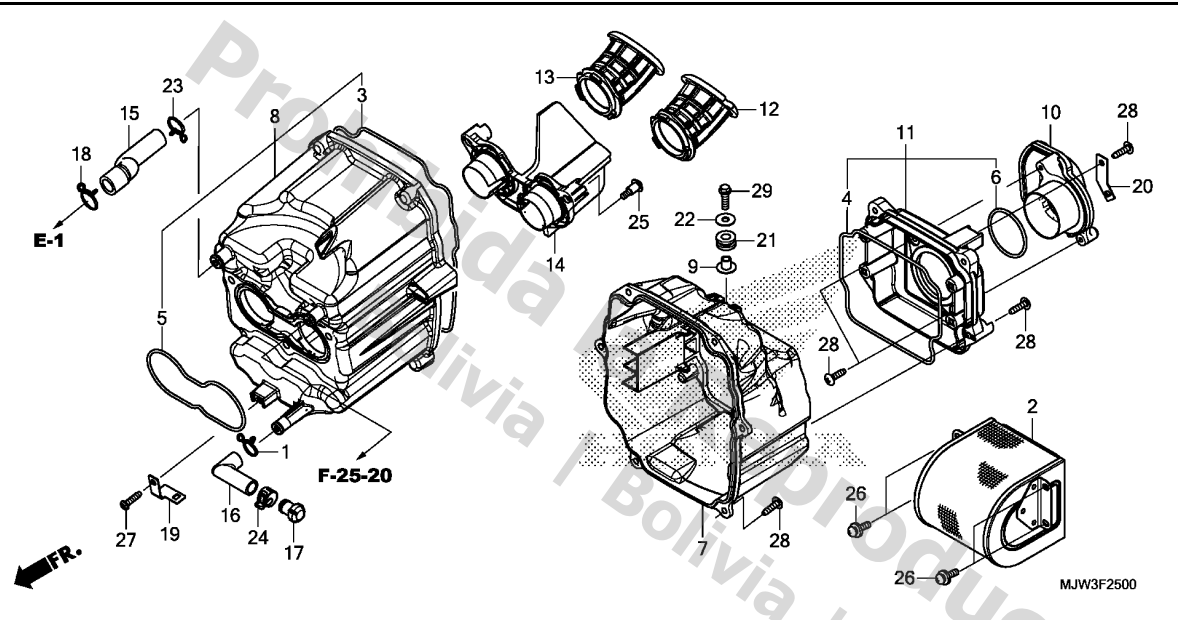
Ref. No.	Part No.	Description	Reqd. QTY		Serial No.	Parts catalogue code
			CB500 X G	XA G		
1	77231-MGZ-J80	COWL, RR. CENTER .....	1	1		
2	77240-MJW-J80ZC	COWL SET, R. RR.(WL)				
		*TYPE1*.....	1	1	-----	ED,MA
	77240-MJW-J80ZA	*TYPE3*.....	-	1	-----	U
3	77241-MGZ-J80ZB	COWL, R. RR.				
		*NHA40M*				
		MAT KRYPTON SILVER METALLIC	1	1	-----	2IN,2KO,2MA,2U,3ED
4	77250-MJW-J80ZC	COWL SET, L. RR.(WL)				
		*TYPE1*.....	1	1	-----	ED,MA
	77250-MJW-J80ZA	*TYPE3*.....	-	1	-----	U
5	77251-MJW-J80ZB	COWL, L. RR.				
		*NHA40M*				
		MAT KRYPTON SILVER METALLIC	1	1	-----	2IN,2KO,2MA,2U,3ED
6	90114-KPH-700	SCREW, SPECIAL, 5X11 .....	2	2		
7	90133-KPP-T00	SCREW, PAN, 6X14 .....	2	2		
8	90683-GR1-003	CLIP, BODY COVER .....	4	4		



Ref. No.	L.O.N.	(Relative ref. Number) Description	F.R.T.
2	(3)		
4111X0		COVER, SIDE(A) :RIGHT .....	0.2
4111H9		COVER, SIDE :RIGHT .....	0.2
5	(6)		
4111W9		COVER, SIDE(A) :LEFT .....	0.2
4111X1		COVER, SIDE(A) :BOTH .....	0.2
4111H8		COVER, SIDE :LEFT .....	0.2
4111J0		COVER, SIDE :BOTH .....	0.2

Ref. No.	Part No.	Description	Reqd. QTY		Serial No.	Parts catalogue code
			CB500 X G	XA G		
1	64165-MJF-A30	FASTENER B, DUAL LOCK, 20X20	2	2		
2	83510-MJW-880ZA	COVER SET, R. SIDE(WL)				
	*TYPE4*	.....	1	1	-----	2IN,2MA,2U,3ED
	83510-MJW-880ZB	*TYPE3*	1	1	-----	2IN,2MA,3ED
	83510-MJW-880ZD	*TYPE1*	1	1	-----	2K0,2U,3ED
	83510-MJW-880ZC	*TYPE2*	-	1	-----	3ED
3	83511-MJW-J80ZB	COVER A, R. SIDE				
	*NH436M*	.....				
		MAT GUNPOWDER BLACK METALLIC	1	1	-----	ED,MA
	83511-MJW-J80ZA	*R4C*.....CANDY RUBY RED	-	1	-----	U
4	83520-MJW-J80	COVER SET B, R. SIDE	1	1		
5	83610-MJW-880ZA	COVER SET, L. SIDE(WL)				
	*TYPE4*	.....	1	1	-----	2IN,2MA,2U,3ED
	83610-MJW-880ZB	*TYPE3*	1	1	-----	2IN,2MA,3ED
	83610-MJW-880ZD	*TYPE1*	1	1	-----	2K0,2U,3ED
	83610-MJW-880ZC	*TYPE2*	-	1	-----	3ED
6	83611-MJW-J80ZB	COVER A, L. SIDE				
	*NH436M*	.....				
		MAT GUNPOWDER BLACK METALLIC	1	1	-----	ED,MA
	83611-MJW-J80ZA	*R4C*.....CANDY RUBY RED	-	1	-----	U
7	83620-MJW-J80	COVER SET B, L. SIDE	1	1		
8	90114-KAS-900	NUT, COWL SETTING, 6MM	2	2		
9	90114-KPH-700	SCREW, SPECIAL, 5X11	2	2		
10	90130-KYJ-900	SCREW, PAN, 6X22	2	2		
11	93903-24380	SCREW, TAPPING, 4X12	6	6		

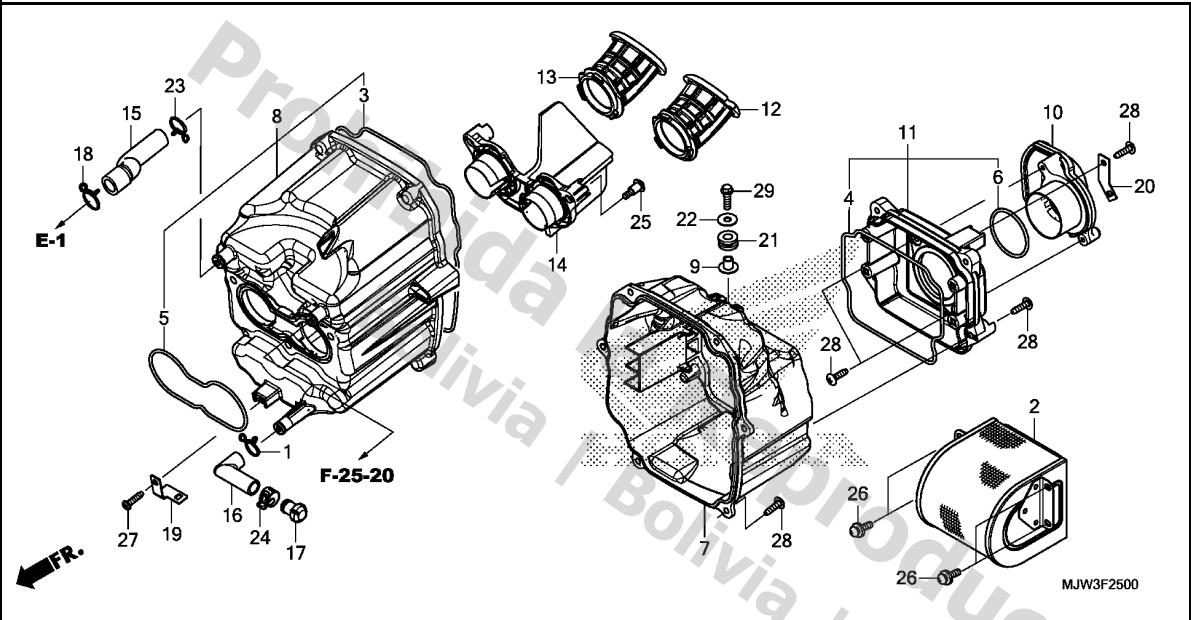




Ref. No.	L.O.N.	(Relative ref. Number) Description	F.R.T.
2	312105	(4) ELEMENT, AIR CLEANER .....	0.3
7	312102	(3) COVER, AIR CLEANER CASE .....	1.2
8	3121A5	(5) CASE, AIR CLEANER .....	1.2
10	312125	(6,11) DUCT, AIR CLEANER .....	0.4
12	3121C8	FUNNEL, AIR :LEFT .....	1.2
13	3121C9	FUNNEL, AIR :RIGHT .....	1.2
14	3121E2	FUNNEL, AIR :BOTH .....	1.3
	312127	FUNNEL, AIR .....	1.3

3

Ref. No.	Part No.	Description	Reqd. QTY		Serial No.	Parts catalogue code
			CB500	XA		
			X	G		
1	15771-KV6-000	CLIP, OIL DRAIN TUBE .....	1	1		
2	17211-MJW-J00	ELEMENT, AIR CLEANER .....	1	1		
3	17213-MGZ-D00	SEAL, AIR CLEANER .....	1	1		
4	17214-MGZ-D00	SEAL, AIR CLEANER LID .....	1	1		
5	17215-MGZ-D00	SEAL, THROTTLE BODY .....	1	1		
6	17216-MGZ-D00	SEAL, AIR CLEANER DUCT .....	1	1		
7	17220-MGZ-D00	COVER, AIR CLEANER .....	1	1		
8	17225-MGZ-D00	CASE SUB ASSY., AIR CLEANER ..	1	1		
9	17232-KYJ-900	COLLAR, AIR CLEANER MOUNTING ..	1	1		
10	17240-MJW-J00	DUCT, AIR CLEANER .....	1	1		
11	17245-MGZ-D01	LID SUB ASSY., AIR CLEANER ..	1	1		
12	17251-MGZ-A00	FUNNEL, L. AIR .....	1	1	----- 2IN,2K0,2MA,2U,MA,U	
	17251-MGZ-D00	.....	1	1	----- 3ED,ED	
13	17252-MGZ-A00	FUNNEL, R. AIR .....	1	1	----- 2IN,2K0,2MA,2U,MA,U	
	17252-MGZ-D00	.....	1	1	----- 3ED,ED	
14	17253-MGZ-D00	FUNNEL, AIR .....	1	1		
15	17265-MGZ-D00	TUBE, BREATHER .....	1	1		
16	17366-428-670	TUBE A, DRAIN .....	1	1		
17	17370-382-870	PLUG, BREATHER TUBE .....	1	1		
18	17724-102-700	CLIP, SUB TANK HOSE .....	1	1		
19	32150-MGZ-J00	STAY, ENGINE SUB HARNESS ....	1	1		
20	32207-MGZ-J00	STAY, HARNESS .....	1	1		
21	83545-KCJ-690	RUBBER, SIDE COVER .....	1	1		
22	90538-KSH-900	WASHER, SPECIAL, 6MM .....	1	1		
23	90646-657-000	CLIP, AIR HOSE, 16MM .....	1	1		



Ref. No.	Part No.	Description	Reqd. QTY		Serial No.	Parts catalogue code
			CB500	XA		

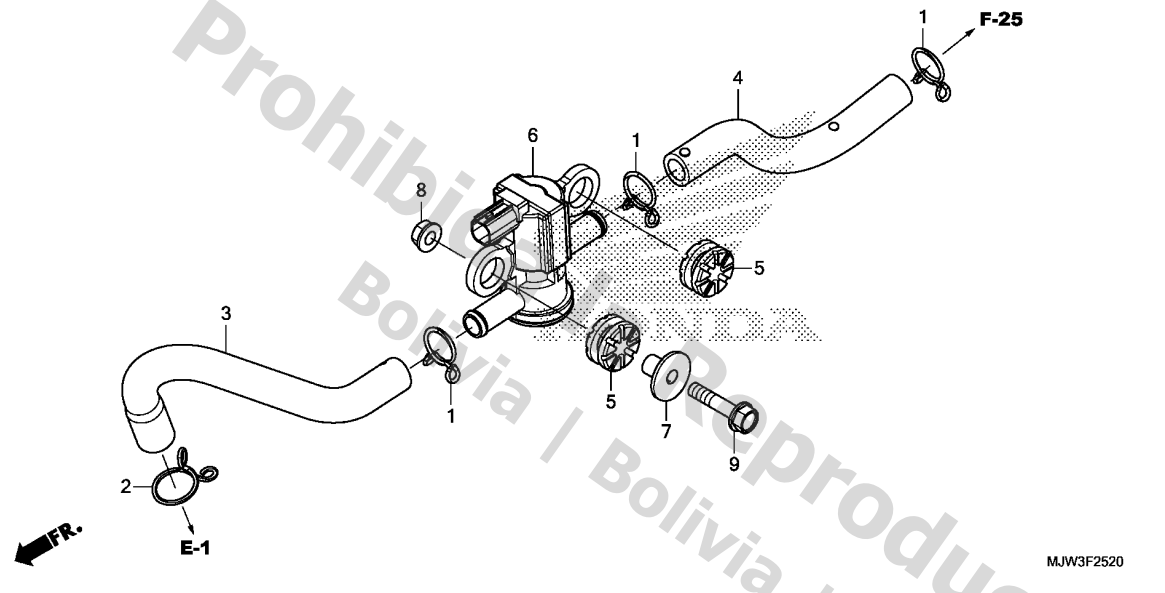
24	91406-MS8-000	CLAMP, TUBE(D14.5)	1	1		
25	91508-MGP-D00	SCREW, PAN, 5MM	3	3		
26	93893-05012-08	SCREW-WASHER, 5X12	4	4		
27	93901-25320	SCREW, TAPPING, 5X16	1	1		
28	93903-25480	SCREW, TAPPING, 5X20	13	13		
29	96001-06020-04	BOLT, FLANGE, 6X20	1	1		

3

F-25-20

AIR INJECTION SOLENOID VALVE

H15



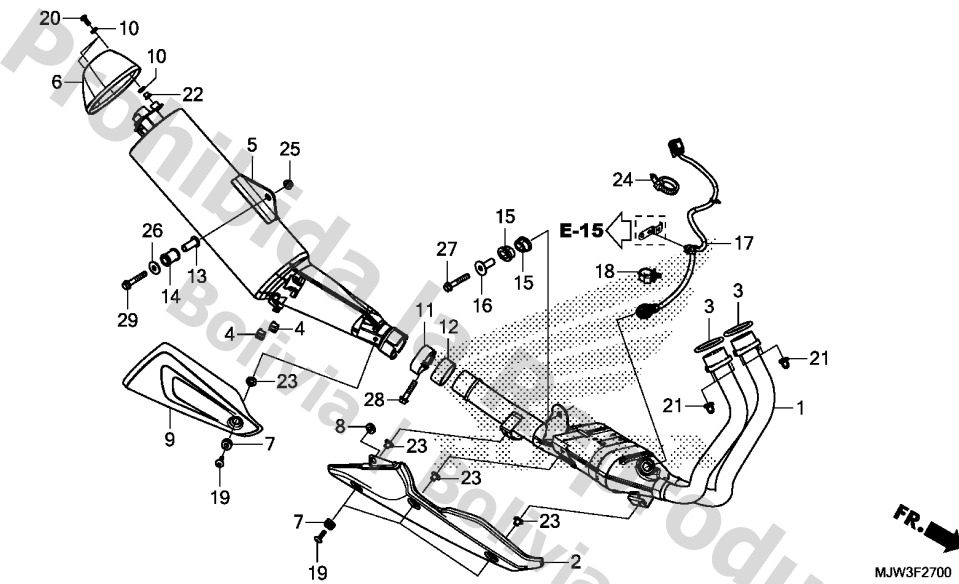
Ref. No.	L.O.N. (Relative ref. Number)	Description	F.R.T.
----------	-------------------------------	-------------	--------

6	314130	VALVE, SECONDARY AIR CONTROL	0.9
---	--------	------------------------------	-----

MJW3F2520

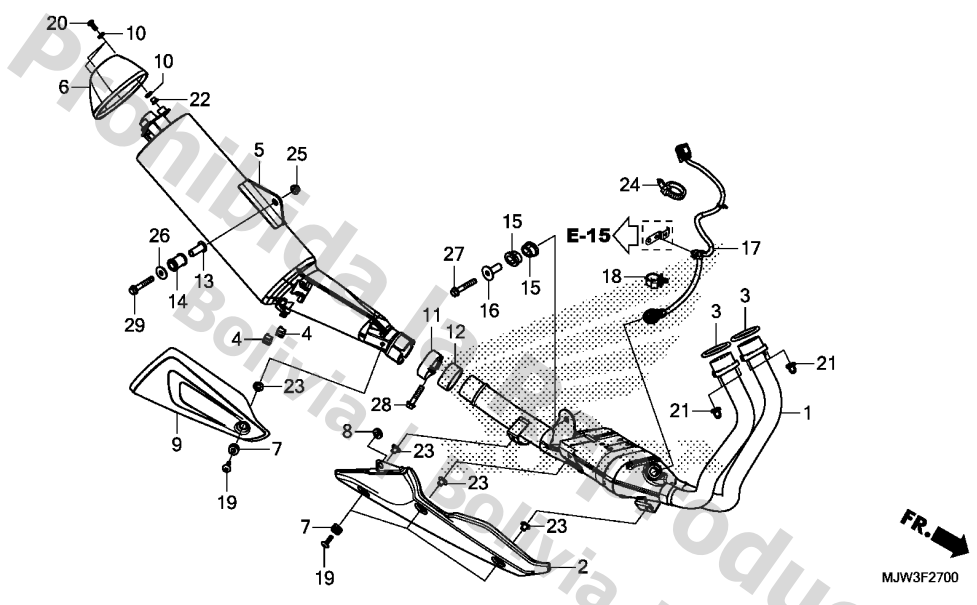
Ref. No.	Part No.	Description	Reqd. QTY		Serial No.	Parts catalogue code
			CB500	XA		
			X	G		
1	15772-551-000	CLIP, BREATHER TUBE	3	3		
2	17369-KB4-670	CLIP, BREATHER TUBE	1	1		
3	18613-MGZ-J00	TUBE, AIR INJECTION SOLENOID	1	1		
4	18653-MGZ-D00	TUBE(AISV-AIR CLEANER)	1	1		
5	33115-KVK-900	RUBBER, HEADLIGHT	2	2		
6	36450-KVK-902	VALVE ASSY., AIR INJECTION SOLENOID	1	1		
7	61104-428-000	COLLAR, FR. FENDER	1	1		
8	94050-06080	NUT, FLANGE, 6MM	1	1		
9	95701-06028-08	BOLT, FLANGE, 6X28	1	1		

3



Ref. No.	L.O.N.	(Relative ref. Number) Description	F.R.T.
1	313110	PIPE, EXHAUST .....	0.7
2	313125	COVER, EXHAUST PIPE .....	0.1
3	3131B4	GASKET, EXHAUST PIPE .....	0.7
.NOTE: Same time for two units			
5	313120	MUFFLER .....	0.2
6	3131F2	CAP, MUFFLER END .....	0.1
9	4111X4	COVER, MUFFLER .....	0.1
12	3131C4	GASKET, MUFFLER .....	0.1
17	617121	SENSOR, OXYGEN .....	0.6

Ref. No.	Part No.	Description	Reqd. QTY		Serial No.	Parts catalogue code
			CB500	XA		
			X	G		
1	18150-MJW-J80	PIPE COMP., EX. ....	1	1		
2	18180-MGZ-J00	COVER, EX. MANIFOLD .....	1	1		
3	18291-MN4-920	GASKET, EX. PIPE .....	2	2		
4	18293-MN0-000	RUBBER, PROTECTOR .....	2	2		
5	18310-MGZ-D80	MUFFLER COMP. ....	1	1		
6	18315-MGZ-J00	CAP, MUFFLER TAIL .....	1	1		
7	18320-196-000	RUBBER A, PROTECTOR .....	4	4		
8	18345-MBT-610	RUBBER, PROTECTOR MOUNTING ..	1	1		
9	18350-MGZ-J00	COVER, MUFFLER .....	1	1		
10	18365-MEE-D00	WASHER, RUBBER, 8.5X13X2.5 ..	6	6		
11	18376-413-000	BAND, L. RR. MUFFLER .....	1	1		
12	18391-MJW-J01	PACKING, MUFFLER .....	1	1		
13	18420-MGZ-J00	COLLAR, MUFFLER MOUNTING ....	1	1		
14	18421-MGZ-J00	RUBBER, MUFFLER MOUNTING ....	1	1		
15	18422-MGZ-J00	RUBBER, EX. PIPE MOUNTING ...	2	2		
16	18423-MGZ-J00	COLLAR, EX. PIPE MOUNTING ...	1	1		
17	36531-MJW-J01	SENSOR, OXYGEN .....	1	1		
18	53781-SE0-952	CLIP, RETURN HOSE .....	1	1		
19	90118-MGZ-J00	SCREW, PAN, 6X20 .....	4	4		
20	90132-MFJ-D00	BOLT, SPECIAL, 6X18(SUS) ....	3	3		
21	90304-KPH-700	NUT, HEX. CAP, 8MM .....	4	4		
22	90501-GN5-830	COLLAR, 8.5X7 .....	3	3		
23	90502-KGB-610	COLLAR, HEAD SIDE COVER ....	4	4		
24	90652-KT1-771	BAND, WIRE(BLACK) .....	1	1		
25	94050-08000	NUT, FLANGE, 8MM .....	1	1		

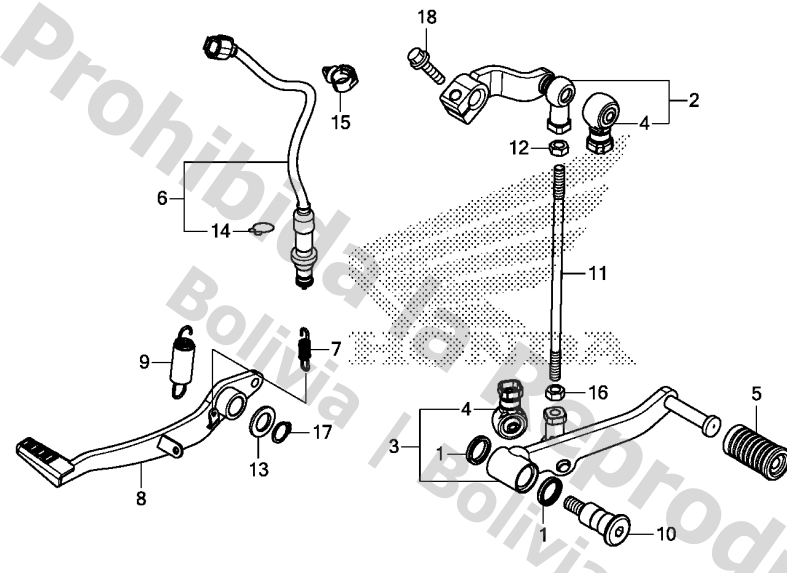


MJW3F2700

Ref. No.	Part No.	Description	Reqd. QTY		Serial No.	Parts catalogue code
			CB500	XA		
			X	G		

26	94103-08000	WASHER, PLAIN, 8MM	1	1		
27	95701-08050-00	BOLT, FLANGE, 8X50	1	1		
28	96400-08035-04	BOLT, FLANGE, 8X35	1	1		
29	96400-08050-00	BOLT, FLANGE, 8X50	1	1		

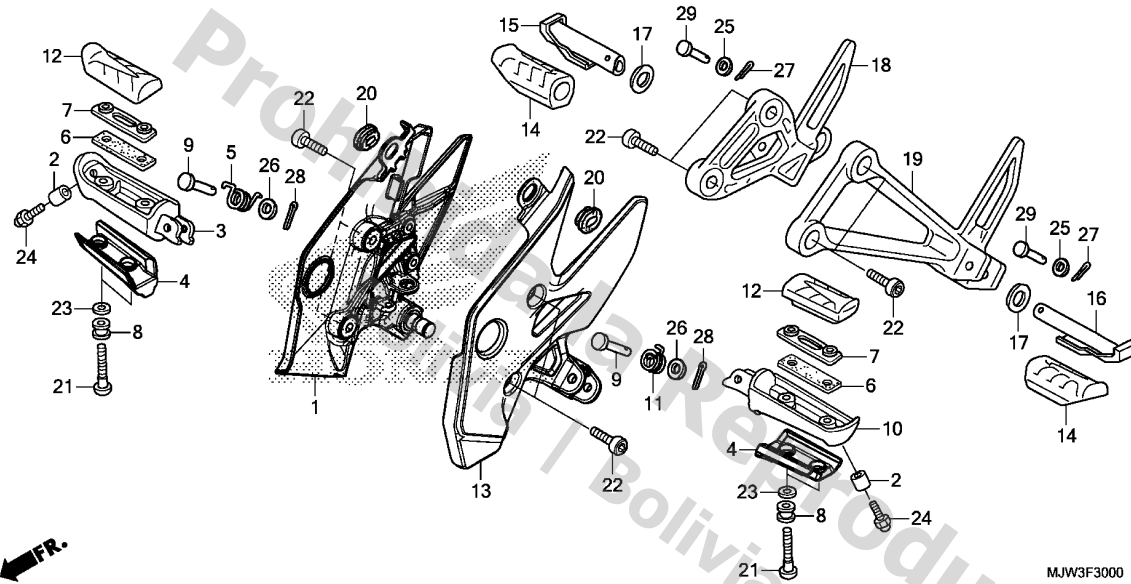
3



MJW3F2900

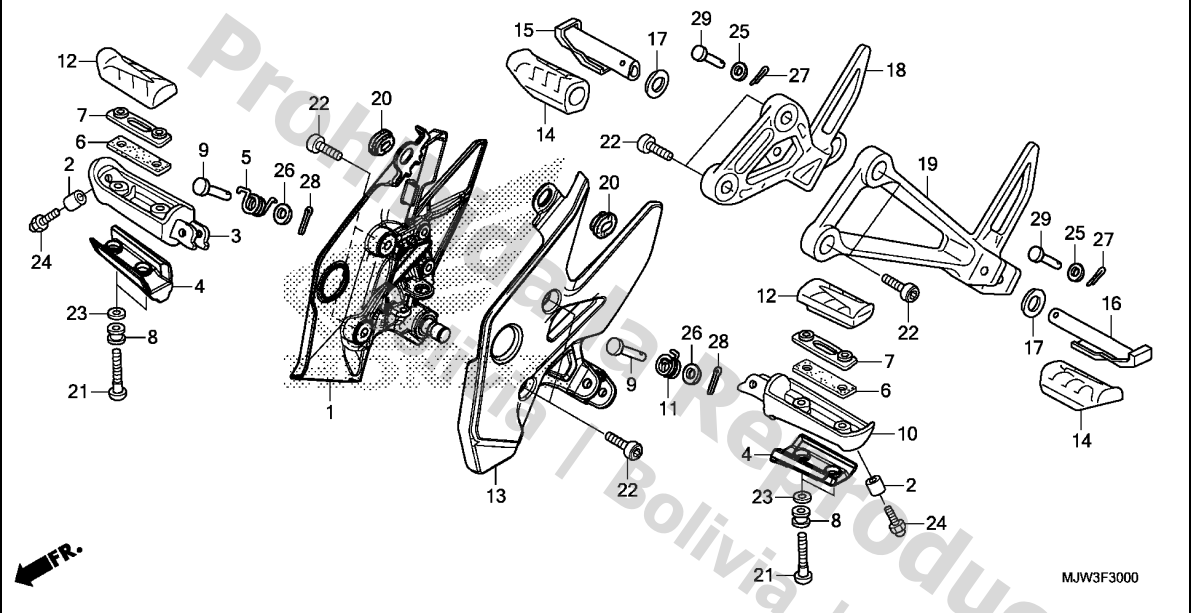
Ref. No.	L.O.N.	(Relative ref. Number) Description	F.R.T.
2	4101A2	ARM, GEAR CHANGE .....	0.1
3		(1)	
	4101A1	PEDAL, GEAR CHANGE .....	0.1
6	6151B5	SWITCH, REAR STOP :PEDAL SIDE	0.3
8	810160	PEDAL, REAR BRAKE .....	0.2
11	5101B5	ROD, CHANGE .....	0.1

Ref. No.	Part No.	Description	Reqd. QTY		Serial No.	Parts catalogue code
			CB500	XA		
			X	G		
1	24706-MK3-770	RUBBER, DUST SEAL .....	2	2		
2	24710-MGZ-J00	ARM COMP., GEAR CHANGE .....	1	1		
3	24720-MGZ-J00	PEDAL COMP., GEAR CHANGE .....	1	1		
4	24724-MBW-D21	COVER, DUST .....	2	2		
5	24781-KR3-770	RUBBER, GEAR CHANGE PEDAL ...	1	1		
6	35350-MGZ-J02	SWITCH ASSY., RR. STOP .....	1	1		
7	35357-HPO-A00	SPRING, STOP SWITCH .....	1	1		
8	46500-KYJ-900	PEDAL COMP., RR. BRAKE .....	1	1		
9	46513-KYJ-900	SPRING ASSY., BRAKE PEDAL ...	1	1		
10	90113-MGZ-J00	BOLT, CHANGE PIVOT .....	1	1		
11	90165-MGZ-J00	BOLT, TIE ROD .....	1	1		
12	90301-MGZ-J00	NUT, SPECIAL, 6MM (LEFT HAND THREAD)	1	1		
13	90557-230-000	WASHER, 15.2X25 .....	1	1		
14	90601-KAF-003	CLIP, SWITCH COVER .....	1	1		
15	90683-SAO-003	CLIP, WIRE HARNESS, 25MM ...	1	1		
16	94001-06070-0S	NUT, HEX., 6MM .....	1	1		
17	94511-15000	CIRCLIP, EXTERNAL, 15MM .....	1	1		
18	95701-06020-07	BOLT, FLANGE, 6X20 .....	1	1		



Ref. No.	L.O.N.	(Relative ref. Number) Description	F.R.T.
1	4101N2	HOLDER, STEP :RIGHT .....	0.6
3	4101C6	BAR, MAIN STEP :RIGHT .....	0.2
10	4101C5	BAR, MAIN STEP :LEFT .....	0.2
	4101J1	BAR, MAIN STEP :BOTH .....	0.3
12	4101D3	RUBBER, STEP :LEFT .....	0.1
	4101D4	RUBBER, STEP :RIGHT .....	0.1
	4101L8	RUBBER, STEP :BOTH .....	0.1
13	4101N1	HOLDER, STEP :LEFT .....	0.2
	4101N6	HOLDER, STEP :BOTH .....	0.8
14	4101DX	RUBBER, PILLION STEP :LEFT ..	0.1
	4101DY	RUBBER, PILLION STEP :RIGHT ..	0.1
	4101DZ	RUBBER, PILLION STEP :BOTH ..	0.2
15	4101C8	BAR, PILLION STEP :RIGHT .....	0.1
16	4101C7	BAR, PILLION STEP :LEFT .....	0.1
	4101P4	BAR, PILLION STEP :BOTH .....	0.2
18	4101D0	BRACKET, PILLION STEP :RIGHT ..	0.2
19	4101C9	BRACKET, PILLION STEP :LEFT ..	0.2
	4101K4	BRACKET, PILLION STEP :BOTH ..	0.4

Ref. No.	Part No.	Description	Reqd. QTY		Serial No.	Parts catalogue code
			CB500	XA		
1	50600-MGZ-J00	HOLDER, R. MAIN STEP .....	1	1		
2	50611-MGZ-J00	COLLAR, 12.7X8 .....	2	2		
3	50612-MER-D00	ARM, R. STEP .....	1	1		
4	50615-MGZ-J00	PLATE, STEP LOWER .....	2	2		
5	50617-445-840	SPRING, R. STEP RETURN .....	1	1		
6	50618-MBG-D00	RUBBER, STEP LOWER .....	2	2		
7	50619-MER-D00	PLATE, STEP .....	2	2		
8	50622-MBG-D00	RUBBER, STEP LOWER PLATE .....	4	4		
9	50639-MLO-010	PIN, STEP BAR .....	2	2		
10	50642-MBG-D00	ARM, L. STEP .....	1	1		
11	50644-445-840	SPRING, L. STEP RETURN .....	1	1		
12	50661-KYJ-900	RUBBER, MAIN STEP .....	2	2		
13	50700-MGZ-J00	HOLDER, L. MAIN STEP .....	1	1		
14	50710-KYJ-900	RUBBER, PILLION STEP .....	2	2		
15	50711-KET-600	BAR, R. PILLION STEP .....	1	1		
16	50712-KET-600	BAR, L. PILLION STEP .....	1	1		
17	50714-KBA-930	PLATE, PILLION STEP SIDE .....	2	2		
18	50715-MGZ-J00	HOLDER, R. PILLION STEP .....	1	1		
19	50725-MGZ-J00	HOLDER, L. PILLION STEP .....	1	1		
20	64266-MG9-770	GROMMET, SPEAKER PANEL .....	2	2		
21	90115-MBG-D00	BOLT, STEP LOWER PLATE .....	4	4		
22	90116-MGZ-J00	BOLT, SOCKET, 8X22 .....	8	8		
23	90483-MER-D00	WASHER, PLAIN, 5MM .....	4	4		
24	92501-08016-OA	BOLT, CAP, 8X16 .....	2	2		
25	94101-06000	WASHER, PLAIN, 6MM .....	2	2		



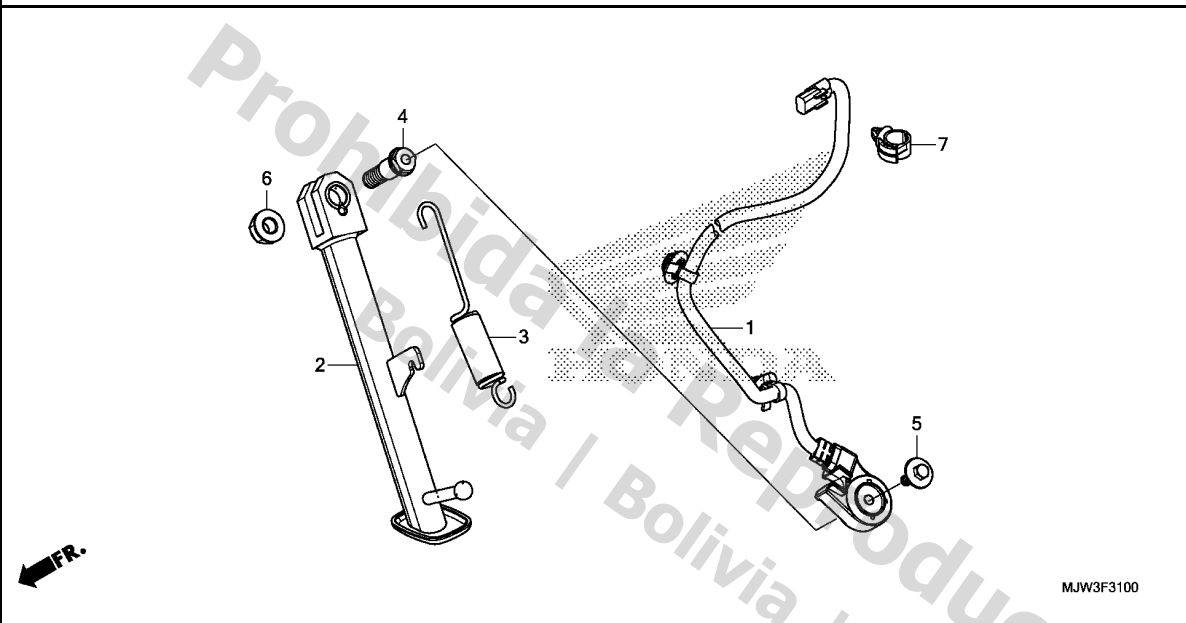
Ref. No.	Part No.	Description	Reqd. QTY		Serial No.	Parts catalogue code
			CB500	XA		
			X	XA		
			G	G		
26	94102-08000	WASHER, PLAIN, 8MM .....	2	2		
27	94201-16150	PIN, SPLIT, 1.6X15 .....	2	2		
28	94201-20150	PIN, SPLIT, 2.0X15 .....	2	2		
29	95015-82000	PIN B, PILLION STEP .....	2	2		



F-31

SIDE STAND

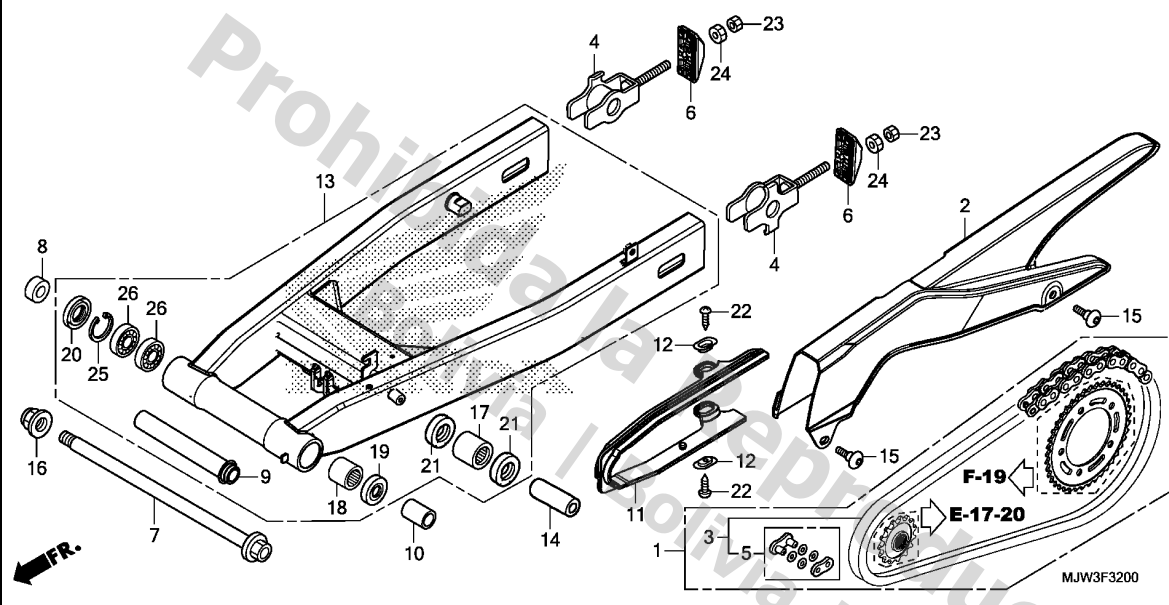
15



Ref. No.	L.O.N.	(Relative ref. Number) Description	F.R.T.
1	615195	SWITCH, SIDE STAND .....	0.4
2	410180	BAR, SIDE STAND .....	0.2
3	410182	SPRING, SIDE STAND .....	0.1

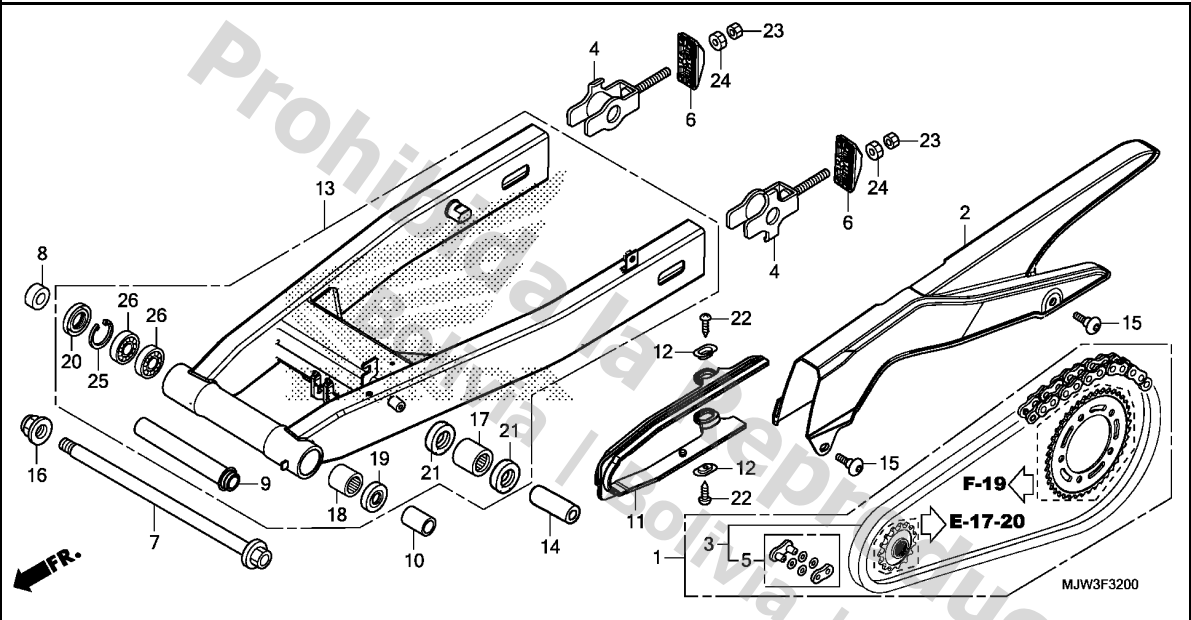
Ref. No.	Part No.	Description	Reqd. QTY		Serial No.	Parts catalogue code
			CB500	XA		
			X	G		
1	35700-MJW-J81	SWITCH ASSY., SIDE STAND ....	1	1		
2	50530-MGZ-J00	BAR COMP., SIDE STAND .....	1	1		
3	50542-MV4-000	SPRING ASSY., SIDE STAND ....	1	1		
4	90108-KPP-860	BOLT, SIDE STAND PIVOT .....	1	1		
5	90132-KYJ-960	BOLT, SPECIAL, 6X16 .....	1	1		
6	90304-KGH-901	NUT, U, 10MM .....	1	1		
7	90683-SAO-003	CLIP, WIRE HARNESS, 25MM ....	1	1		

3



Ref. No.	L.O.N.	(Relative ref. Number) Description	F.R.T.
1	2131G4	CHAIN KIT, DRIVE .....	1.0
2	410195	CASE, DRIVE CHAIN .....	0.1
3	213165	CHAIN, DRIVE .....	0.5
11	4101E5	SLIDER, CHAIN .....	0.3
13	5121B0	SWINGARM ASSEMBLY .....	0.8
17	5121G9	BEARING, REAR CUSHION LINK PLATE .....	0.9
18	5121C8	BEARING, SWINGARM PIVOT :LEFT	1.1
26	5121C9	BEARING, SWINGARM PIVOT :RIGHT	0.9
		.NOTE: Same time for two units	
	5121D0	BEARING, SWINGARM PIVOT :BOTH	1.1

Ref. No.	Part No.	Description	Reqd. QTY		Serial No.	Parts catalogue code
			CB500	XA		
			X	G		
1	06406-MGZ-D00	CHAIN KIT, DRIVE(520-15&41T) (STANDARD LINK 112L)	-	1	----- 3ED,ED	
2	40510-MGZ-J00	CASE, DRIVE CHAIN .....	1	1		
3	40540-MGS-D31	CHAIN, DRIVE(DID520V0-120ZB) (STANDARD LINK 112L)				
4	40543-MJW-J00	ADJUSTER COMP., CHAIN .....	1	1		
5	40545-MGS-D31	JOINT, DRIVE CHAIN(DAIDO) ...	1	1		
6	40546-MGZ-J00	CAP, SWINGARM END .....	2	2		
7	52101-MGZ-J00	BOLT, SWINGARM PIVOT .....	1	1		
8	52105-MJ0-000	COLLAR B, RR. FORK PIVOT ....	1	1		
9	52141-MGZ-J00	COLLAR, CENTER PIVOT DISTANCE	1	1		
10	52143-MGZ-J00	COLLAR, L. PIVOT DISTANCE ...	1	1		
11	52170-MGZ-J00	SLIDER, CHAIN .....	1	1		
12	52171-KR6-000	WASHER, CHAIN SLIDER .....	2	2		
13	52200-MGZ-J00	SWINGARM SUB ASSY., RR. ....	1	1		
14	52463-MGZ-J00	COLLAR, CUSHION CONNECTING ROD	1	1		
15	90115-MGZ-J00	SCREW, SPECIAL, 6X14 .....	2	2		
16	90305-KCJ-951	NUT, U, 14MM(FUJI SEIMITSU) ..	1	1		
17	91071-KV3-005	BEARING, NEEDLE(KOYO) .....	1	1		
18	91071-MT7-003	BEARING, NEEDLE(NTN) .....	1	1		
19	91202-MAL-601	DUST SEAL, 25X33X4 .....	1	1		
20	91213-MB2-006	DUST SEAL, 22X35X7(NOK) .....	1	1		
21	91262-KV3-831	DUST SEAL, 17X24X5(ARAI) ....	2	2		
22	93901-25280	SCREW, TAPPING, 5X12 .....	2	2		
23	94002-08000-0S	NUT, HEX., 8MM .....	2	2		



Ref. No.	Part No.	Description	Reqd. QTY		Serial No.	Parts catalogue code
			CB500	XA		
24	94030-08000	NUT, HEX., 8MM .....	2	2		
25	94520-35000	CIRCLIP, INTERNAL, 35MM .....	1	1		
26	96100-62020-10	BEARING, RADIAL BALL, 6202 ..	2	2		

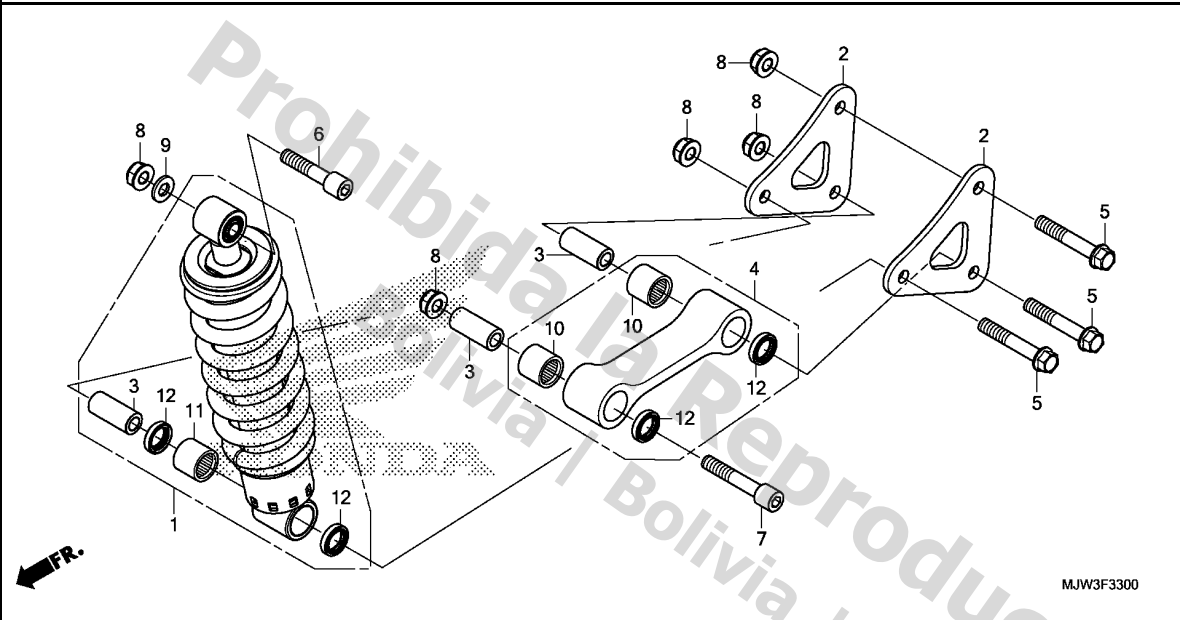
3

Prohibida la Reproducción y Distribución  
Douglas Parada Viana

F-33

REAR CUSHION

18



Ref. No.	L.O.N.	(Relative ref. Number) Description	F.R.T.
1	512115	CUSHION ASSY., REAR .....	0.7
2	5121C4	PLATE, REAR CUSHION LINK .....	0.3
.NOTE: Same time for two units			
4	512145	ROD, CUSHION CONNECTING .....	0.4
10	5121D4	BEARING, CUSHION CONNECTING ROD .....	0.6
	5121D4A	.Replace 1 bearing add .....	0.1
11	5121D1	BEARING, REAR CUSHION .....	0.9

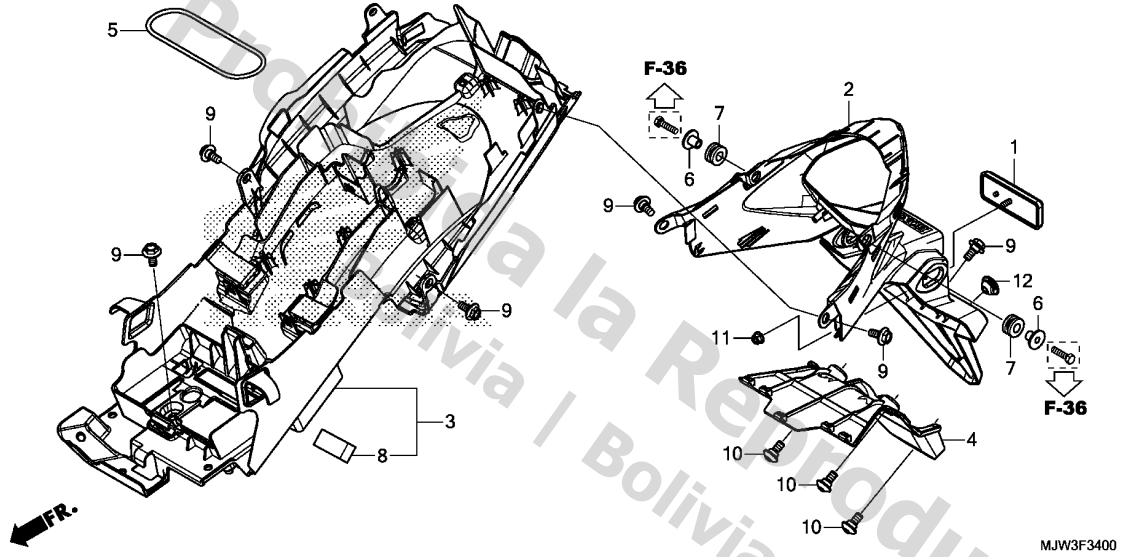
Ref. No.	Part No.	Description	Reqd. QTY		Serial No.	Parts catalogue code
			CB500	XA		
			X	G		
1	52400-MJW-J01	CUSHION ASSY., RR. ....	1	1		
2	52461-MGZ-J00	PLATE, CUSHION ARM .....	2	2		
3	52463-MGZ-J00	COLLAR, CUSHION CONNECTING ROD	3	3		
4	52475-MGZ-J00	ROD SUB ASSY., CUSHION CONNECTING	1	1		
5	90121-MGZ-J00	BOLT, FLANGE, 10X62 .....	3	3		
6	90122-MGZ-J00	BOLT, SOCKET, 10X48 .....	1	1		
7	90123-MGZ-J00	BOLT, SOCKET, 10X58 .....	1	1		
8	90304-KGH-901	NUT, U, 10MM .....	5	5		
9	90465-MM9-000	WASHER, 10MM .....	1	1		
10	91052-MGS-D31	BEARING, NEEDLE, 17X24X30 ...	2	2		
11	91071-KV3-005	BEARING, NEEDLE(KOYO) .....	1	1		
12	91262-KV3-831	DUST SEAL, 17X24X5(ARAI) ....	4	4		

3

# F-34

# REAR FENDER

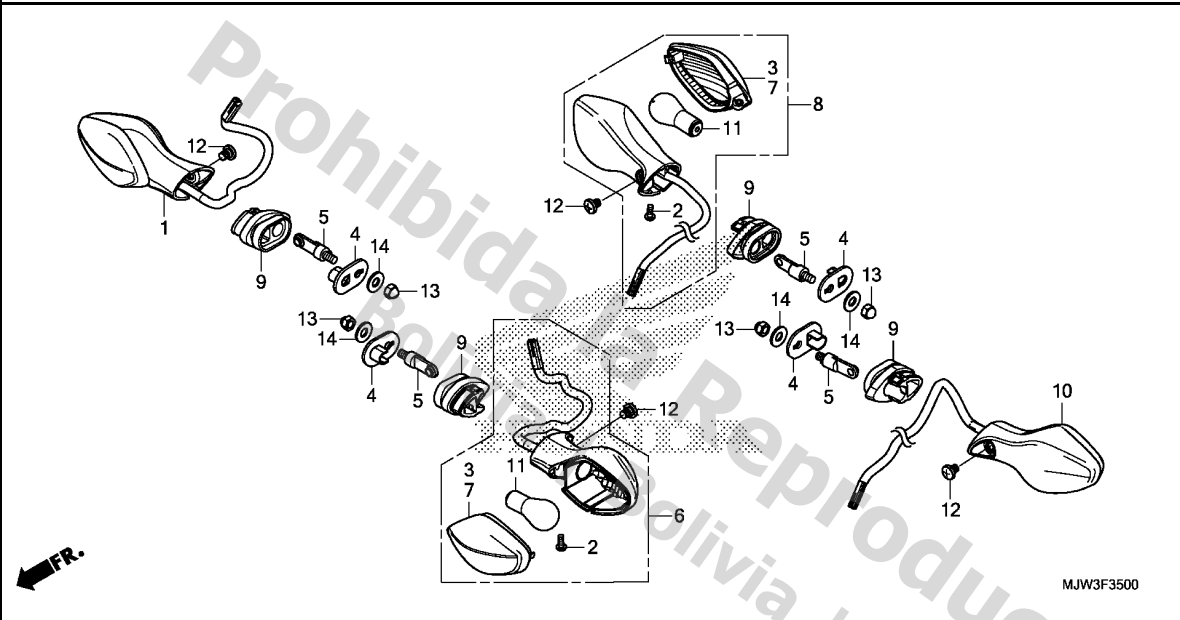
19



Ref. No.	L.O.N.	(Relative ref. Number) Description	F.R.T.
2	413105	FENDER A, REAR .....	0.6
3	413110	FENDER B, REAR .....	0.8
4	413124	COVER, REAR UNDER .....	0.1

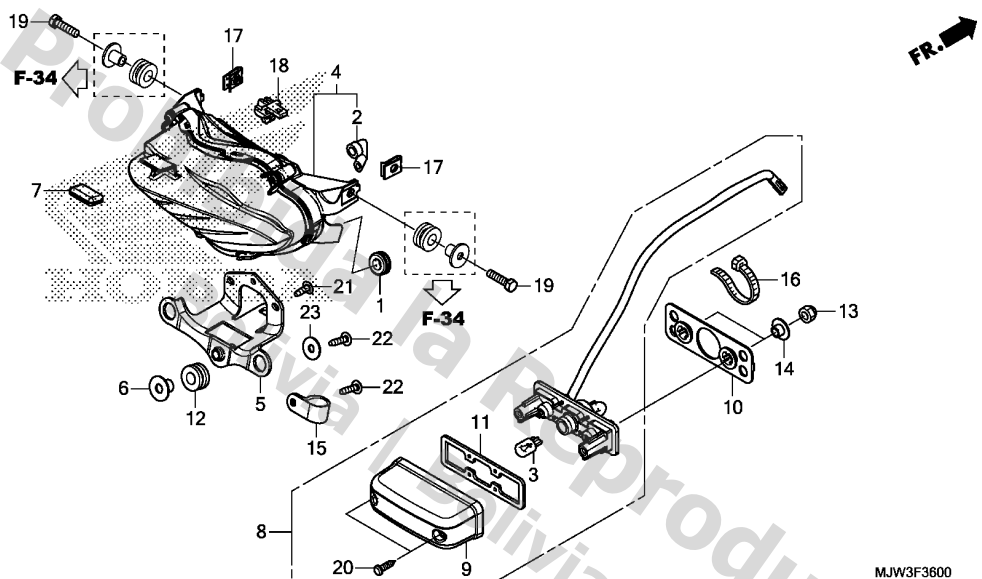
3

Ref. No.	Part No.	Description	Reqd. QTY		Serial No.	Parts catalogue code
			CB500 X G	XA G		
1	33741-KPL-902	REFLECTOR, REFLEX .....	1	1		
2	80100-MGZ-D01ZA	FENDER SET A, RR. (WL) *TYPE1*	1	1	----- 2K0,2MA,2U,3ED,ED,MA,U	
	80100-MGZ-J01ZA	*TYPE1*	-	1	----- 2IN	
3	80105-MGZ-J01	FENDER COMP. B, RR. ....	1	1		
4	80106-MGZ-J00	COVER, RR. FENDER .....	1	1		
5	80111-MGZ-J00	BAND, TOOL .....	1	1		
6	80113-MGZ-J00	COLLAR, TAILLIGHT .....	2	2		
7	83545-KCJ-690	RUBBER, SIDE COVER .....	2	2		
8	83705-MT3-300	RUBBER, SIDE COVER SPONGE ...	1	1		
9	90111-187-000	BOLT, FLANGE, 6MM .....	6	6		
10	90115-MGZ-J00	SCREW, SPECIAL, 6X14 .....	3	3		
11	90301-KWN-901	NUT, U, 5MM .....	1	1		
12	90852-KPP-T00	PLUG, HOLE .....	-	1	----- 2IN	



Ref. No.	L.O.N.	(Relative ref. Number) Description	F.R.T.
1	6161C4	WINKER :RIGHT FRONT .....	0.7
6	6161C3	WINKER :LEFT FRONT .....	0.7
	6161C5	WINKER :BOTH FRONT .....	0.9
8	6161C7	WINKER :RIGHT REAR .....	0.3
10	6161C6	WINKER :LEFT REAR .....	0.3
	6161C8	WINKER :BOTH REAR .....	0.4
11		(3,7)	
	616133	BULB, WINKER :FRONT .....	0.1
		.NOTE: Same time for two units	
	616139	BULB, WINKER :REAR .....	0.1
		.NOTE: Same time for two units	
	6161G0	BULB, WINKER :FOR 1 VEHICLE ..	0.2

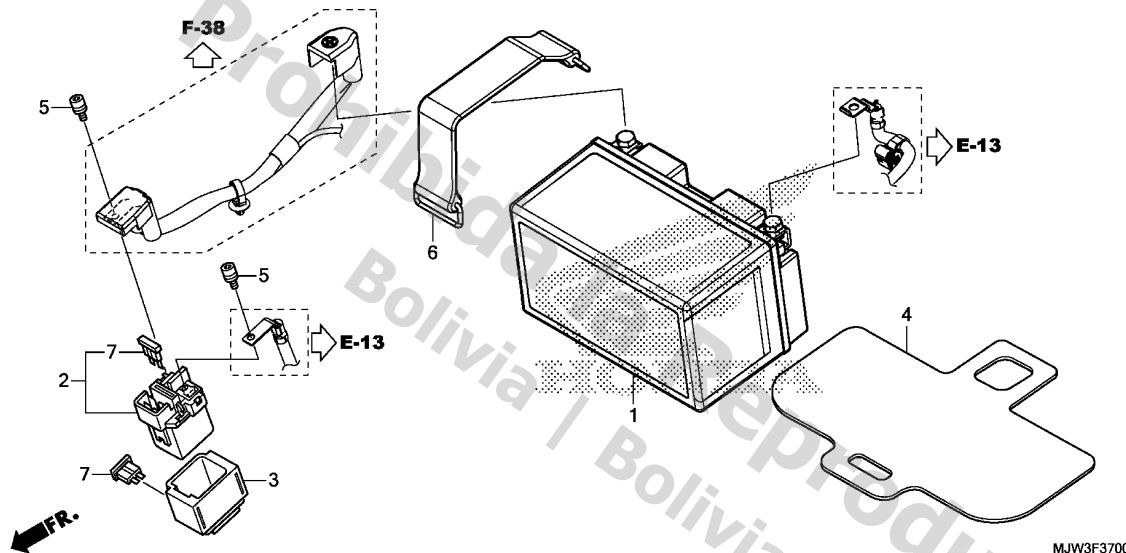
Ref. No.	Part No.	Description	Reqd. QTY		Serial No.	Parts catalogue code
			CB500	XA		
			X	G		
1	33400-MGZ-D43	WINKER ASSY., R. FR.(12V 21W)	1	1		
2	33402-MGS-D31	SCREW, SPECIAL, 4X10 .....	4	4		
3	33404-MGS-D32	LENS COMP., R. WINKER .....				
		(R. FR./L. RR.)	2	2		
4	33411-MGZ-J00	PLATE, WINKER .....	4	4		
5	33412-MGZ-J00	STAY, WINKER .....	4	4		
6	33450-MGZ-D43	WINKER ASSY., L. FR.(12V 21W)	1	1		
7	33454-MGS-D32	LENS COMP., L. WINKER .....				
		(L. FR./R. RR.)	2	2		
8	33600-MGZ-D03	WINKER ASSY., R. RR.(12V 21W)	1	1		
9	33613-MGZ-J00	RUBBER, WINKER MOUNTING .....	4	4		
10	33650-MGZ-D03	WINKER ASSY., L. RR.(12V 21W)	1	1		
11	34904-MGZ-D01	BULB, WINKER(AMBER)(12V 21W)				
		(PY21W)	4	4		
12	90380-MGZ-J00	SCREW, SPECIAL, 6X8 .....	4	4		
13	94021-06000-0S	NUT, CAP, 6MM .....	4	4		
14	94101-06700	WASHER, PLAIN, 6MM .....	4	4		



Ref. No.	L.O.N.	(Relative ref. Number) Description	F.R.T.
3		(9,11)	
6161F3		BULB, LICENSE LIGHT .....	0.1
4		6161D5 TAILLIGHT UNIT .....	0.6
8		(10)	
6161D8		LIGHT, LICENSE .....	0.3

3

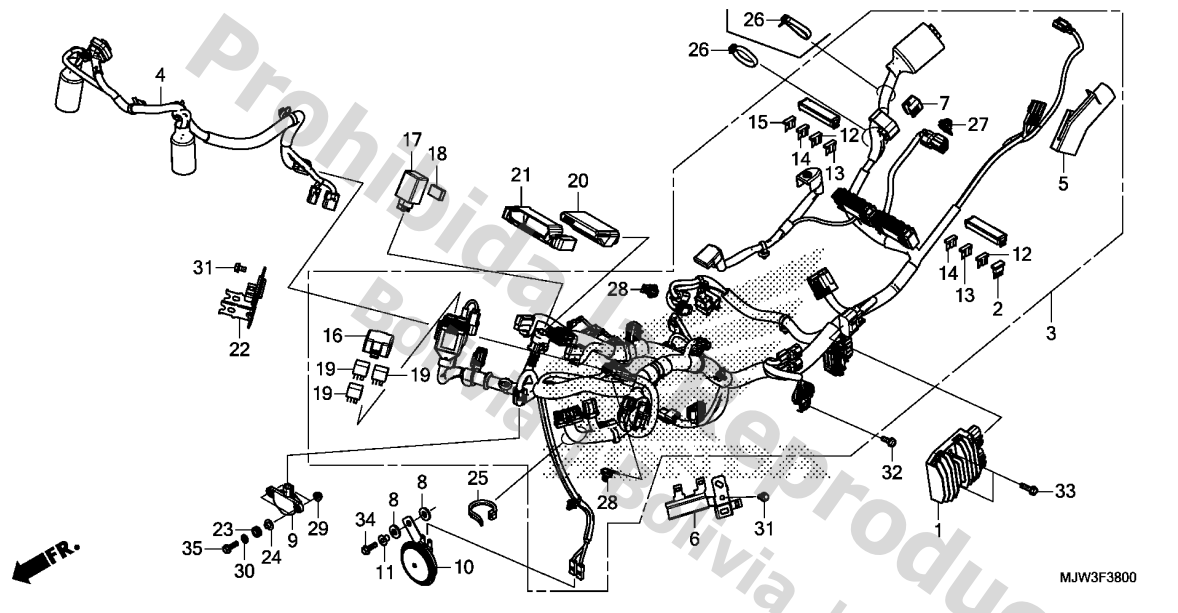
Ref. No.	Part No.	Description	Reqd. QTY		Serial No.	Parts catalogue code
			CB500	XA		
			X	G		
1	11344-MB0-000	GROMMET A, RR. COVER(8X16X6.6)	1	1		
2	33113-MJW-J80	TUBE, VENT .....	1	1		
3	33301-SAO-741	BULB(12V 5W)(STANLEY) .....	1	1		
4	33701-MJW-J81	TAILLIGHT UNIT .....	1	1		
5	33702-MJW-J80	STAY, TAILLIGHT .....	1	1		
6	33705-MGZ-J00	COLLAR, TAILLIGHT .....	2	2		
7	33706-MFN-D00	SUSPENSION, TAILLIGHT .....	1	1		
8	33720-MGZ-J01	LIGHT ASSY., LICENSE(12V 5W)	1	1		
9	33722-KWN-901	COVER COMP., LICENSE .....	1	1		
10	33728-KPP-T00	RUBBER, LICENSE LIGHT .....	1	1		
11	33729-MCZ-003	PACKING, LENS .....	1	1		
12	83545-KCJ-690	RUBBER, SIDE COVER .....	2	2		
13	90302-KVB-T01	NUT, U, 5MM .....	2	2		
14	90505-MGZ-A00	COLLAR .....	2	2		
15	90628-750-000	CLIP(14MM) .....	1	1		
16	90652-KT1-771	BAND, WIRE(BLACK) .....	1	1		
17	90677-KAN-T00	NUT, CLIP, 5MM .....	2	2		
18	91535-TA0-003	CLIP, COUPLER(DARK BROWN) ..	1	1		
19	92101-05020-0A	BOLT, HEX., 5X20 .....	2	2		
20	93901-24480	SCREW, TAPPING, 4X16 .....	2	2		
21	93903-24380	SCREW, TAPPING, 4X12 .....	3	3		
22	93903-24420	SCREW, TAPPING, 4X16 .....	3	3		
23	94103-04000	WASHER, PLAIN, 4MM .....	2	2		



Ref. No.	L.O.N.	(Relative ref. Number) Description	F.R.T.
1	610100	BATTERY .....	0.2
2	615113	SWITCH, STARTER MAGNETIC .....	0.3

Ref. No.	Part No.	Description	Reqd. QTY		Serial No.	Parts catalogue code
			CB500	XA		
			X	G		
1	31500-MGZ-D01	BATTERY (FTZ10S) (FURUKAWA) ...	1	1	----- 2MA,2U,3ED,ED,MA,U	
	31500-ZS9-A61	BATTERY (YTZ10S) (GS YUASA) ...	1	1	----- 2MA,2U,3ED,ED,MA,U	
	31500-MCJ-K01	.....	1	-	----- 2K0	
	31500-MGZ-G01	BATTERY (FTZ10S) (FURUKAWA) ...	1	-	----- 2K0	
	31500-MJW-N31	.....	-	1	----- 2IN	
2	35850-MT4-003	SWITCH ASSY., STARTER MAGNETIC	1	1		
3	35856-MGZ-B00	RUBBER, SHOCK .....	1	1		
4	80107-MGZ-J00	RUBBER, BATTERY SETTING .....	1	1		
5	90111-MR5-000	BOLT, SOCKET, 5X9 .....	2	2		
6	95012-17001	BAND F, BATTERY(155MM) .....	1	1		
7	98200-33000	FUSE, BLADE(30A) .....	2	2		

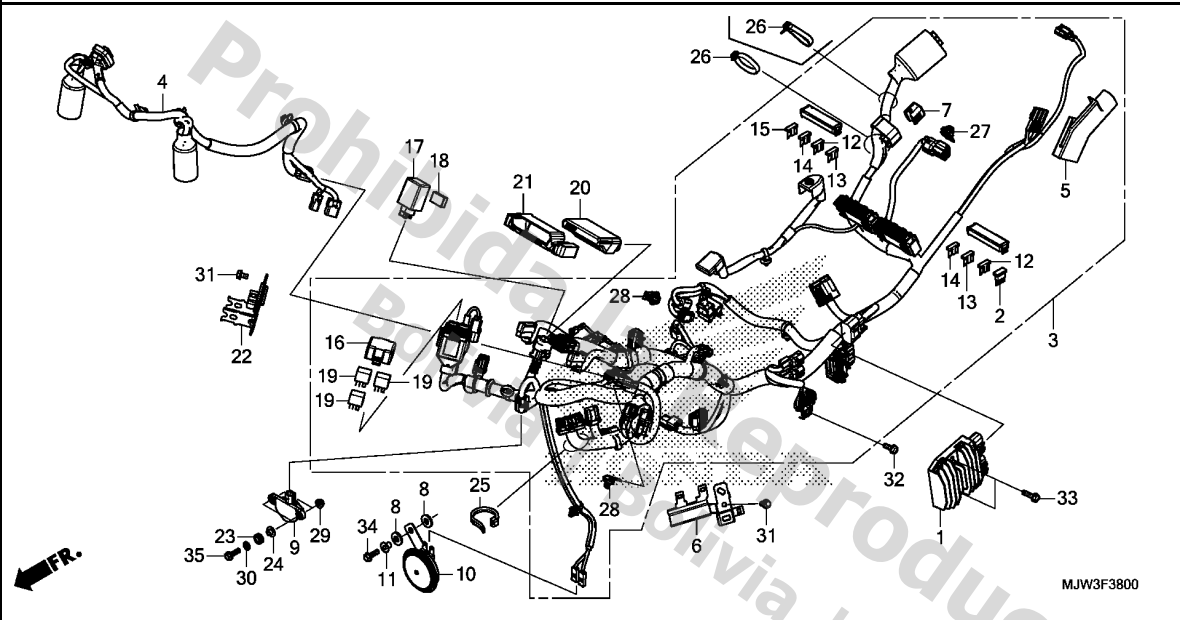




Ref. No.	L.O.N.	(Relative ref. Number) Description	F.R.T.
1	6131B2	RECTIFIER, REGULATE .....	0.4
2	6131B4	DIODE, THREE WAY .....	0.2
3	611100	HARNESS, WIRE .....	2.1
	611100B	.ABS add .....	0.3
4	6111D7	SUB HARNESS, FRONT .....	0.9
9	617125	SENSOR, BANK ANGLE .....	1.1
10	616169	HORN .....	0.2
17	6111C3	RELAY, WINKER .....	0.7
19	6111D9	RELAY, FAN CONTROL .....	0.3
	6111G1	RELAY, FUEL PUMP .....	0.3
	611155	RELAY, MAIN .....	0.3
20	618135	ENGINE CONTROL MODULE(ECM) ...	0.8

MJW3F3800

Ref. No.	Part No.	Description	Reqd. QTY		Serial No.	Parts catalogue code
			CB500	XA		
			X	G		
1	31600-MGZ-J01	RECTIFIER ASSY., REGULATOR ..	1	1		
2	31730-MAS-601	DIODE ASSY., THREE WAY (SUMITOMO)	1	1		
3	32100-MJW-M80	HARNESS, WIRE .....	1	-		
	32100-MJW-M90	.....	-	1		
4	32103-MJW-J80	SUB HARNESS, FR. ....	1	1		
5	32109-MGZ-J41	SUSPENSION, COUPLER .....	1	1		
6	32206-MGZ-J00	STAY, COUPLER .....	1	1		
7	32606-GEV-761	CAP, DUMMY(4P) (RED) .....	1	1		
8	33714-KL3-620	RUBBER, TAILLIGHT BRACKET ...	2	2		
9	35160-MGS-D31	SENSOR ASSY., BANK ANGLE ...	1	1		
10	38110-KPP-T01	HORN COMP.(HIGH) .....	1	1		
11	38117-KFE-701	COLLAR, HORN SETTING .....	1	1		
12	38221-SNA-A31	FUSE, BLADE(7.5A) .....	5	6		
13	38221-SNA-A41	FUSE, BLADE(10A) .....	2	2		
14	38221-SNA-A51	FUSE, BLADE(15A) .....	3	3		
15	38221-SNA-A81	FUSE, BLADE(30A) .....	-	2		
16	38281-MGZ-J01	COVER, RELAY BOX .....	1	1		
17	38301-MJE-D01	RELAY COMP., WINKER(MITSUBA)	1	1		
18	38306-MGZ-K00	SUSPENSION, WINKER RELAY ....	1	1		
19	38501-MEL-003	RELAY ASSY., POWER (MICRO ISO 4P)	3	3		
20	38770-MJW-U91	PGM-FI UNIT .....	1	1	-----	2MA,2U,MA,U
	38770-MJW-661	.....	1	-	-----	2K0
	38770-MJW-961	.....	-	1	-----	2IN
	38770-MJW-D91	.....	-	1	-----	3ED,ED



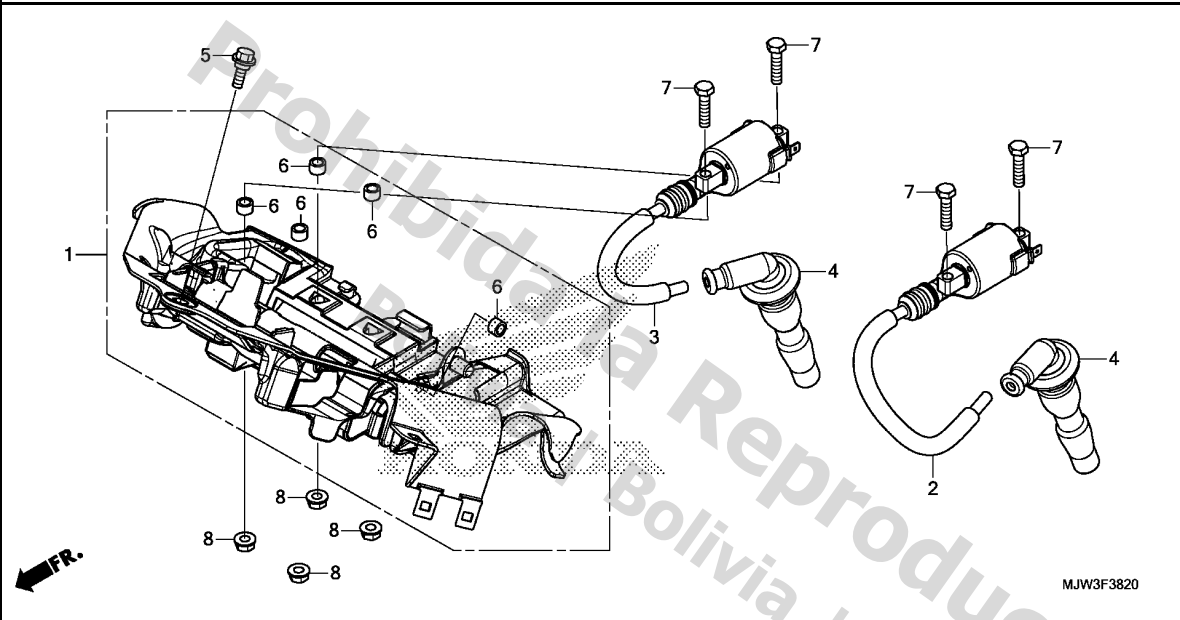
Ref. No.	Part No.	Description	Reqd. QTY		Serial No.	Parts catalogue code
			CB500	XA		
			X	G		
	21	38774-MGZ-J00 CUSHION, PGM-FI UNIT .....	1	1		
	22	50194-MGZ-J00 STAY, RELAY BOX .....	1	1		
	23	64535-MFJ-D00 RUBBER, SIDE COVER .....	2	2		
	24	90129-MGZ-J00 COLLAR, BANK ANGLE SENSOR ...	2	2		
	25	90651-KV6-003 BAND, WIRE, 165MM(BLACK) ....	1	1		
	26	90652-KT1-771 BAND, WIRE(BLACK) .....	1	2		
	27	91535-TA0-003 CLIP, COUPLER(DARK BROWN) ...	1	1		
	28	91565-SEL-003 CLIP, COUPLER(BLACK) .....	2	2		
	29	94050-06080 NUT, FLANGE, 6MM .....	2	2		
	30	94103-06800 WASHER, PLAIN, 6MM .....	2	2		
	31	95701-06010-00 BOLT, FLANGE, 6X10 .....	2	2		
	32	95701-06014-08 BOLT, FLANGE, 6X14 .....	1	1		
	33	95701-06020-00 BOLT, FLANGE, 6X20 .....	2	2		
	34	95701-06020-07 BOLT, FLANGE, 6X20 .....	1	1		
	35	95701-06022-08 BOLT, FLANGE, 6X22 .....	2	2		

3

# F-38-20

# IGNITION COIL

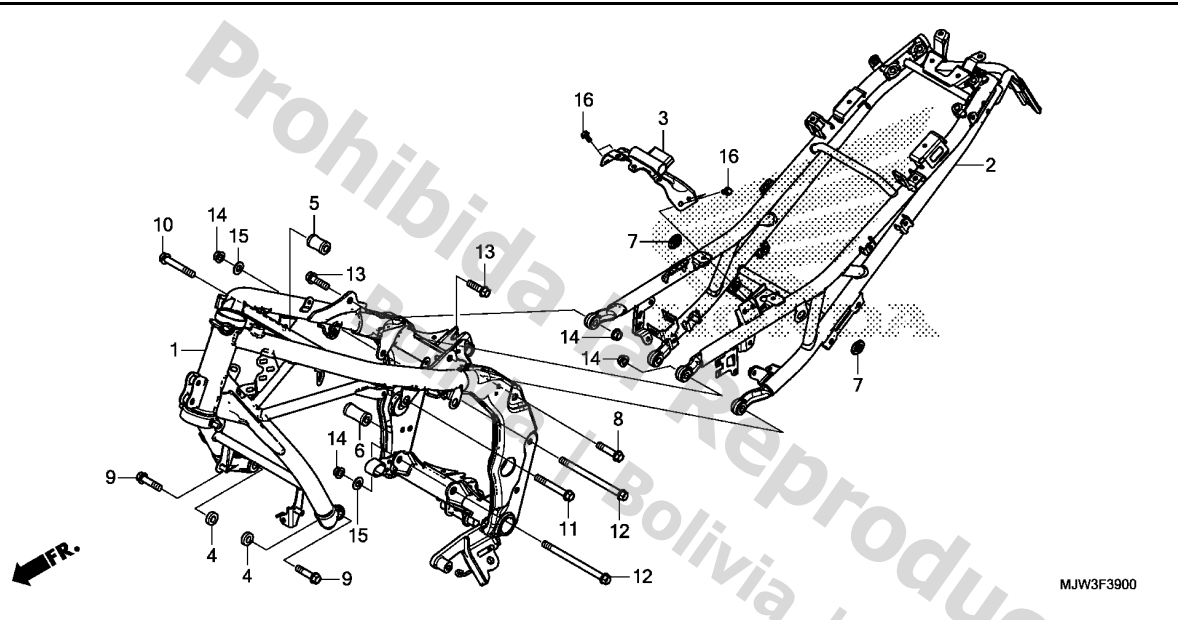
I15



Ref. No.	L.O.N.	(Relative ref. Number) Description	F.R.T.
1	6181C4	TRAY, CONTROL UNIT .....	0.9
2	6141C8	COIL, IGNITION :LEFT .....	1.1
3	6141C9	COIL, IGNITION :RIGHT .....	1.1
	6141A5	COIL, IGNITION :FOR 1 VEHICLE .....	1.3
4	6141E3	CAP, NOISE SUPPRESSOR .....	1.0
	6141E4	CAP, NOISE SUPPRESSOR :FOR 1 VEHICLE .....	1.1

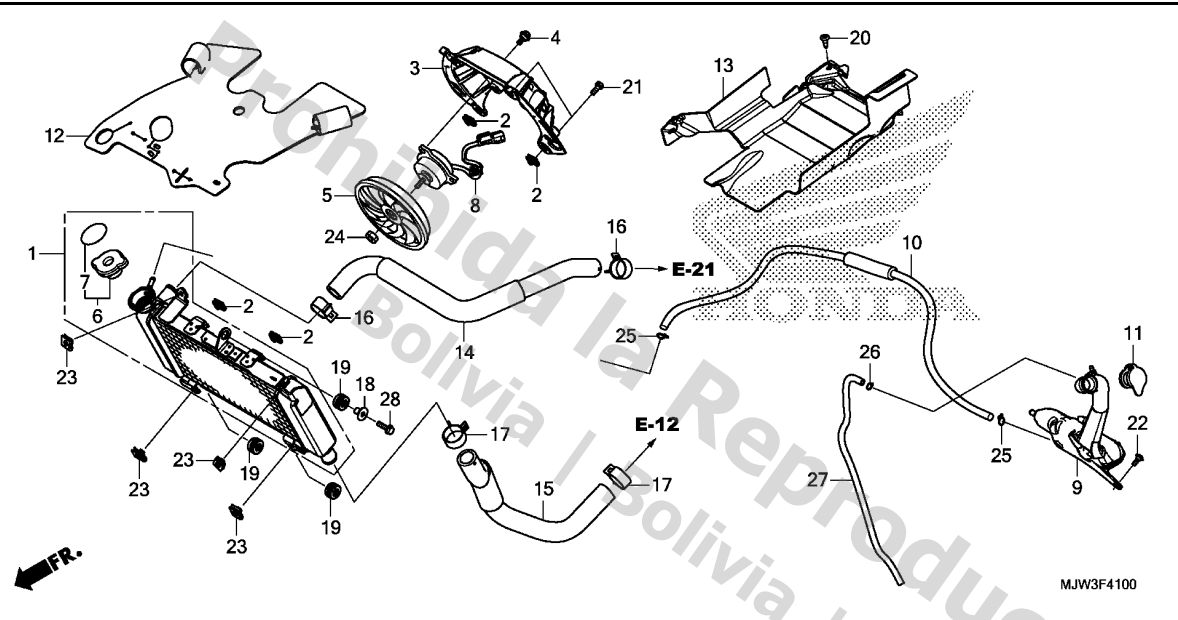
3

Ref. No.	Part No.	Description	Reqd. QTY		Serial No.	Parts catalogue code
			CB500	XA		
			X	G		
1	19125-MGZ-J00	TRAY, IGNITION COIL .....	1	1		
2	30510-MGZ-J01	COIL COMP., L. IGNITION .....	1	1		
3	30520-MGZ-J01	COIL COMP., R. IGNITION .....	1	1		
4	30700-MGZ-J01	CAP ASSY., NOISE SUPPRESSOR .....	2	2		
5	90111-162-000	BOLT, FLANGE, 6MM .....	1	1		
6	90312-GFM-970	COLLAR, BODY COVER .....	5	5		
7	92101-06025-0A	BOLT, HEX., 6X25 .....	4	4		
8	94050-06080	NUT, FLANGE, 6MM .....	4	4		



Ref. No.	L.O.N.	(Relative ref. Number) Description	F.R.T.
1	410100	BODY, FRAME ..... .INCLUDES: Engine removal and installation	7.2
	410100B	.ABS add .....	0.7
2	410157	SEAT RAIL .....	1.9
3	3101B1	STAY, FUEL TANK REAR .....	0.8

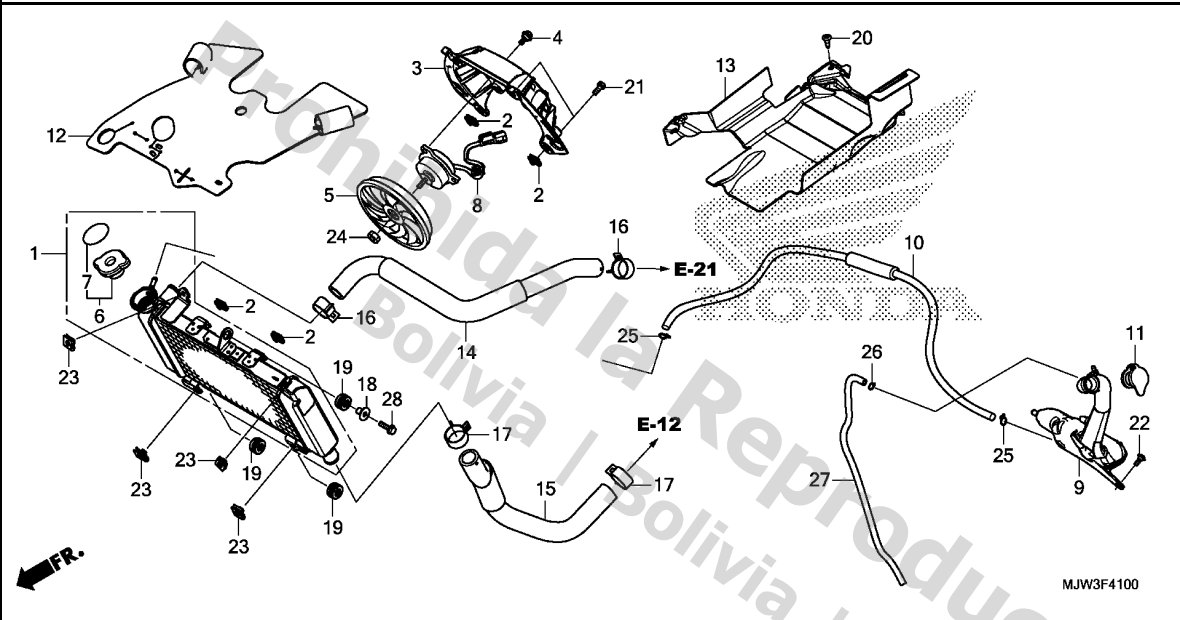
Ref. No.	Part No.	Description	Reqd. QTY		Serial No.	Parts catalogue code
			CB500	XA		
			X	G		
1	50100-MJW-J80ZA	BODY COMP., FRAME *NH303M*				
		MAT AXIS GRAY METALLIC	1	1		
2	50240-MGZ-J82ZA	RAIL COMP., SEAT *NH303M*				
		MAT AXIS GRAY METALLIC	1	1		
3	50295-MGZ-J00	BRACKET COMP., FUEL TANK	1	1		
4	50351-MGZ-J01	COLLAR A, ENGINE HANGER	2	2		
5	50353-MGZ-J00	COLLAR B, R. ENGINE HANGER	1	1		
6	50354-MGZ-J00	COLLAR B, L. ENGINE HANGER	1	1		
7	83551-300-000	GROMMET, AIR CLEANER CASE	2	2		
8	90101-KTB-000	BOLT, FLANGE, 10X45	2	2		
9	90101-MGZ-J00	BOLT, FLANGE, 10X40	2	2		
10	90102-MGZ-J00	BOLT, FLANGE, 10X65	1	1		
11	90103-MGZ-J00	BOLT, FLANGE, 10X75	1	1		
12	90104-KYJ-900	BOLT, FLANGE, 10X146	2	2		
13	90168-S2A-010	BOLT, FLANGE, 10X35	2	2		
14	94050-10000	NUT, FLANGE, 10MM	4	4		
15	94101-10800	WASHER, PLAIN, 10MM	2	2		
16	95701-06014-08	BOLT, FLANGE, 6X14	4	4		



Ref. No.	L.O.N.	(Relative ref. Number) Description	F.R.T.
1	1151C3	RADIATOR .....	0.9
3	115125	SHROUD, RADIATOR .....	1.0
5	1151A6	FAN, COOLING .....	1.0
6	1151B8	CAP, RADIATOR .....	0.3
8	1151A7	MOTOR, FAN .....	1.1
9	115110	TANK, RADIATOR RESERVE .....	0.8
10	1151E5	TUBE, RADIATOR RESERVE TANK ..	0.4
14	115103	HOSE, RADIATOR :UPPER .....	1.1
15	115104	HOSE, RADIATOR :LOWER .....	0.7

3

Ref. No.	Part No.	Description	Reqd. QTY		Serial No.	Parts catalogue code
			CB500 X G	XA G		
1	19010-MJW-J81	RADIATOR COMP. ....	1	1	----- 2MA,2U,MA,U	
	19010-MJW-661	.....	1	-	----- 2KO	
	19010-MJW-T91	.....	-	1	----- 2IN	
	19010-MJW-D91	.....	-	1	----- 3ED,ED	
2	19014-KEA-003	NUT, SETTING(6MM) .....	4	4		
3	19015-MGZ-J01	SHROUD COMP. ....	1	1		
4	19016-KEA-003	SCREW, PAN, 4X8.5 .....	3	3		
5	19020-MGS-D31	FAN COMP., COOLING(T.RAD) ...	1	1		
6	19037-GEE-710	CAP COMP., RADIATOR .....	1	1	----- 2MA,2U,MA,U	
	19037-MCJ-K00	.....	1	-	----- 2KO	
	19037-KVB-902	CAP COMP., RADIATOR(T.RAD) ..	-	1	----- 2IN	
	19037-MCA-G61	CAP COMP., RADIATOR .....	-	1	----- 3ED,ED	
7	19046-PAA-A00	LABEL, RADIATOR CAP .....	1	1	----- 2MA,2U,MA,U	
	19055-MBR-870	SEAL, RADIATOR CAP(KOREAN) ..	1	-	----- 2KO	
	19046-KVB-902	LABEL, RADIATOR CAP(T.RAD) ..	-	1	----- 2IN	
	19046-MCA-G61	LABEL, RADIATOR CAP .....	-	1	----- 3ED,ED	
8	19080-MGZ-J01	MOTOR ASSY., FAN(T.RAD) .....	1	1		
9	19101-MGZ-J00	TANK, RADIATOR RESERVE .....	1	1		
10	19102-MJW-J00	TUBE, RESERVE TANK .....	1	1		
11	19109-KBP-900	CAP, RESERVE TANK .....	1	1		
12	19126-MGZ-J00	RUBBER, HEAT GUARD .....	1	1		
13	19127-MJW-J00	RUBBER, RR. HEAT GUARD .....	1	1		
14	19501-MGZ-J00	HOSE, RADIATOR UPPER .....	1	1		
15	19502-MGZ-J00	HOSE, RADIATOR LOWER .....	1	1		
16	19531-MJW-J00	CLIP, WATER HOSE(D27) .....	2	2		
17	19533-MJW-J00	CLIP, WATER HOSE(D30) .....	2	2		

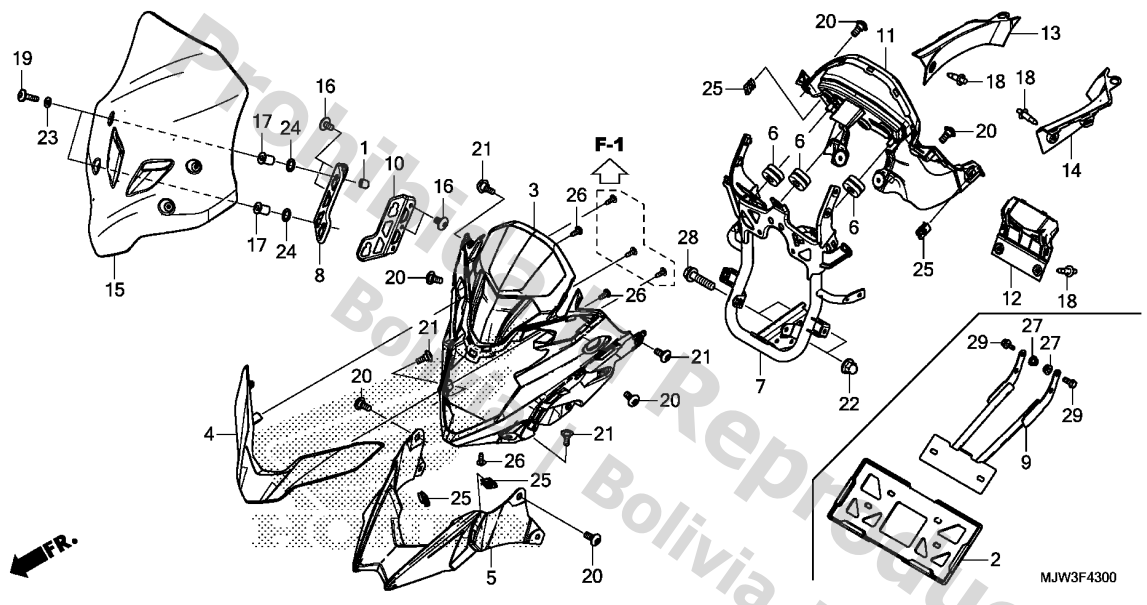


Ref. No.	Part No.	Description	Reqd. QTY		Serial No.	Parts catalogue code
			CB500	XA		
			X	G		
18	61102-KTY-D30	COLLAR, RADIATOR MOUNTING	1	1		
19	61304-415-000	RUBBER, HEADLIGHT CASE MOUNTING	3	3		
20	90116-SP0-003	CLIP, BUMPER SEAL	1	1		
21	90120-KCR-003	BOLT-WASHER, 6X16	4	4		
22	90134-KPP-T00	SCREW, PAN, 5X14	1	1		
23	90303-MGZ-J40	NUT, CLIP, 6MM	4	4		
24	90315-MFL-003	NUT, FLANGE, 3MM	1	1		
25	95002-02100	CLIP, TUBE(B10)	2	2		
26	95002-50000	CLIP, TUBE(C9)	1	1		
27	95005-50400-30	TUBE, 5X400(95005-50001-30M)	1	1		
28	95701-06022-07	BOLT, FLANGE, 6X22	1	1		

F-43

UPPER COVER/WINDSCREEN

J 3



Ref. No.	L.O.N.	(Relative ref. Number) Description	F.R.T.
3	4131FW	COVER, HEADLIGHT :UPPER .....	1.0
4	4131FY	COVER, HEADLIGHT(A) :UPPER ...	0.8
5	4131FX	COVER, HEADLIGHT :LOWER .....	0.8
	4131M9	COVER, HEADLIGHT :BOTH .....	1.0
7	6161G7	STAY, HEADLIGHT .....	1.0
9	4131Y1	STAY, NUMBER PLATE BRACKET ...	0.8
11	812140	PANEL, METER .....	0.6
13	8121F6	PANEL, METER :RIGHT .....	0.1
14	8121F5	PANEL, METER :LEFT .....	0.1
15	4111Y7	SCREEN, WIND .....	0.1

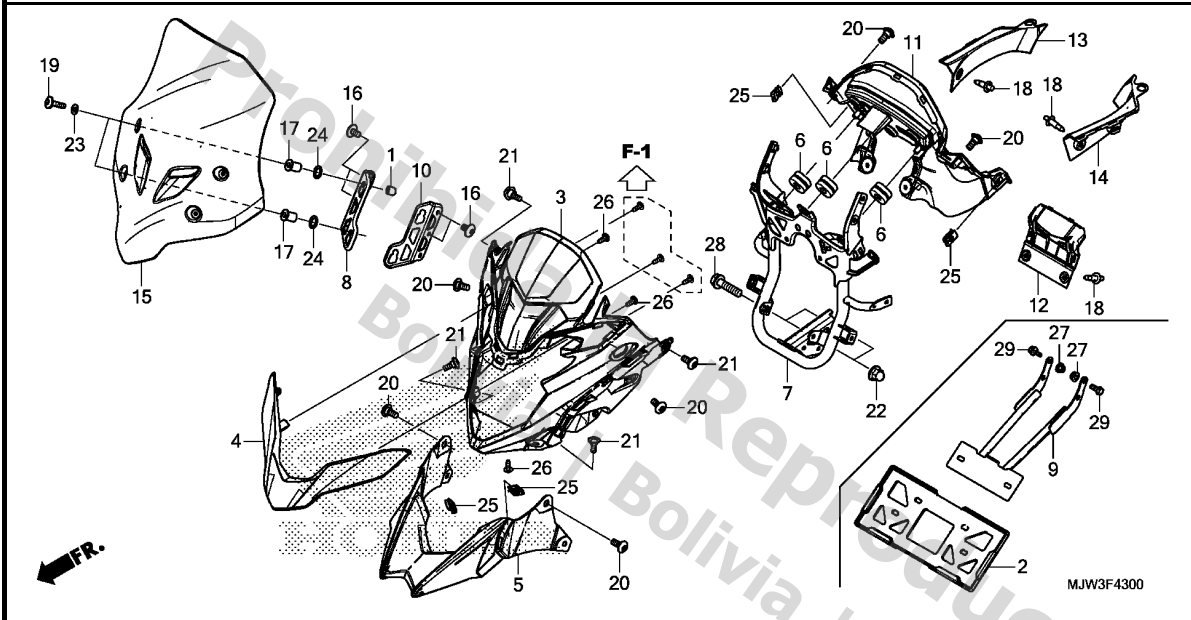
3

Ref. No.	Part No.	Description	Reqd. QTY		Serial No.	Parts catalogue code
			CB500	XA		
			X	G		
1	12372-KGB-610	RUBBER B, HEAD SIDE COVER ...	2	2		
2	61316-KCJ-661	GUARD, NUMBER PLATE .....	-	1	-----	2IN
3	64131-MJW-J80	COVER A, FR. UPPER .....	1	1		
4	64141-MJW-J80ZA	COVER B, FR. UPPER *NHA40M* MAT KRYPTON SILVER METALLIC	1	1		
5	64151-MJW-J80	COVER, FR. UNDER .....	1	1		
6	64216-GJ2-730	RUBBER, SCREEN SETTING .....	3	3		
7	64221-MJW-J80	STAY COMP., FR. UPPER COWL ..	1	1	-----	2KO,2MA,2U,3ED,ED,MA,U
	64221-MJW-960	.....	-	1	-----	2IN
8	64224-MJW-J80	STAY, R. SCREEN .....	1	1		
9	64231-MJW-960	STAY COMP., NUMBER PLATE(FR.)	-	1	-----	2IN
10	64234-MJW-J80	STAY, L. SCREEN .....	1	1		
11	64260-MGZ-J80	PANEL, METER .....	1	1		
12	64261-MGZ-J80	LID, POSITION BULB .....	1	1		
13	64270-MGZ-J81	PANEL, R. INNER .....	1	1		
14	64280-MGZ-J81	PANEL, L. INNER .....	1	1		
15	67101-MJW-J80	WINDSCREEN .....	1	1		
16	90106-GBB-710	SCREW, PAN, 6X10 .....	4	4		
17	90111-KW3-003	NUT, COWL SETTING, 5MM .....	4	4		
18	90116-MCS-600	RIVET, PUSH .....	4	4		
19	90117-MGZ-J80	SCREW, PAN, 5X20 .....	4	4		
20	90133-KPP-T00	SCREW, PAN, 6X14 .....	6	6		
21	90134-KPP-T00	SCREW, PAN, 5X14 .....	4	4		
22	90443-KTM-970	NUT, CAP, 8MM .....	2	2		

F-43

UPPER COVER/WINDSCREEN

J 4

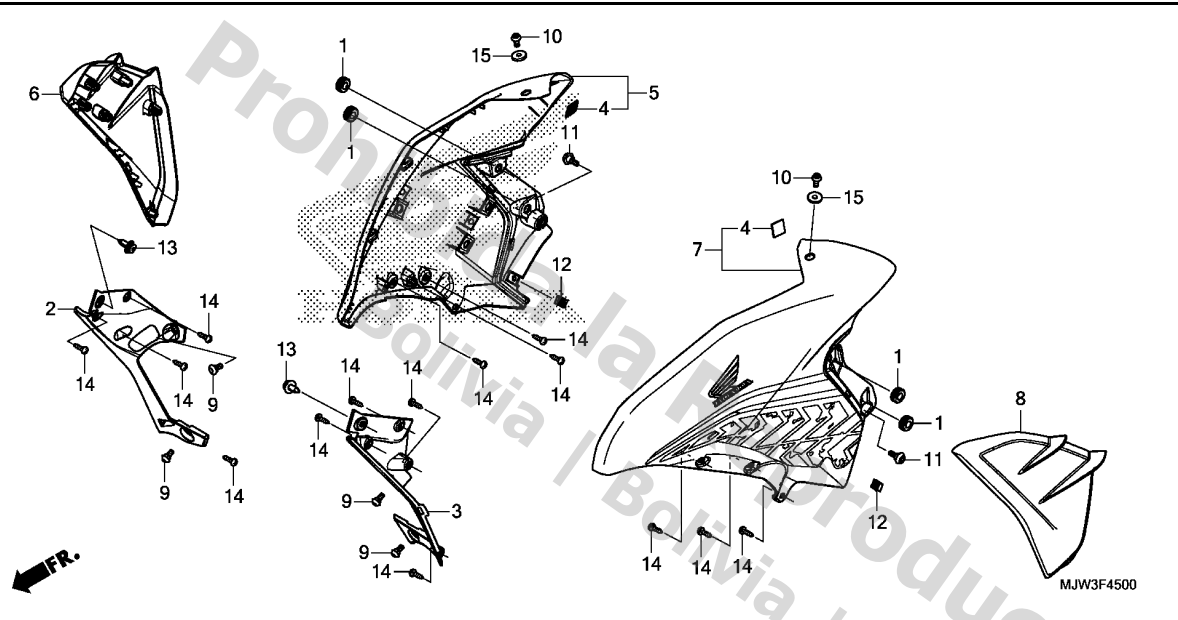


Ref. No.	Part No.	Description	Reqd. QTY		Serial No.	Parts catalogue code
			CB500	XA		

23	90504-964-000	WASHER, THRUST, 5MM .....	4	4		
24	90507-ZV1-000	WASHER, NYLON, 9MM .....	4	4		
25	90677-KAN-T00	NUT, CLIP, 5MM .....	4	4		
26	93903-24380	SCREW, TAPPING, 4X12 .....	3	3		
27	94050-06070	NUT, FLANGE, 6MM .....	-	4	----- 2IN	
28	95801-08032-00	BOLT, FLANGE, 8X32 .....	2	2		
29	96001-06012-07	BOLT, FLANGE, 6X12 .....	-	4	----- 2IN	

3





Ref. No.	L.O.N.	(Relative ref. Number) Description	F.R.T.
2	4111CE	SHROUD :RIGHT INNER .....	0.3
3	4111CD	SHROUD :LEFT INNER .....	0.3
	4110CF	SHROUD :BOTH INNER .....	0.5
5	4111D4	COWL, MIDDLE :RIGHT .....	0.3
6	1151A0	SHROUD, RADIATOR :RIGHT .....	0.3
7	4111D3	COWL, MIDDLE :LEFT .....	0.3
	4111D5	COWL, MIDDLE :BOTH .....	0.6
8	115126	SHROUD, RADIATOR :LEFT .....	0.3
	1151A5	SHROUD, RADIATOR :BOTH .....	0.6

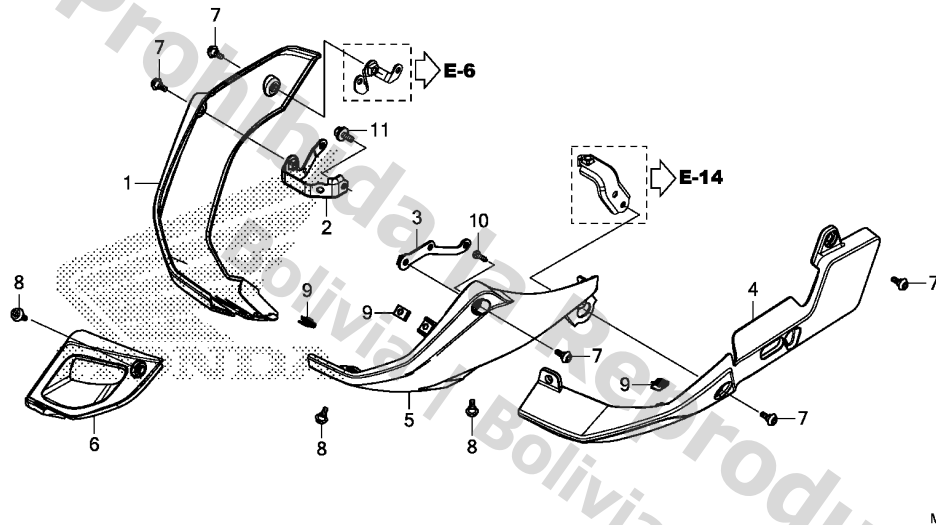
3

Ref. No.	Part No.	Description	Reqd. QTY		Serial No.	Parts catalogue code
			CB500 X G	XA G		
1	11344-MB0-000	GROMMET A, RR. COVER(8X16X6.6)	4	4		
2	64230-MGZ-J80	SHROUD, R. INNER .....	1	1		
3	64240-MGZ-J80	SHROUD, L. INNER .....	1	1		
4	64243-MEW-920	FASTENER B, DUAL LOCK, 20X20	2	2		
5	64300-MJW-880ZA	COWL SET, R. MIDDLE(WL)				
	*TYPE4*	.....	1	1	-----	2IN,2MA,2U,3ED
	64300-MJW-880ZB	*TYPE3*	1	1	-----	2IN,2MA,3ED
	64300-MJW-880ZD	*TYPE1*	1	1	-----	2KO,2U,3ED
	64300-MJW-J80ZD	*TYPE1*	1	1	-----	ED,MA
	64300-MJW-880ZC	*TYPE2*	-	1	-----	3ED
	64300-MJW-J80ZC	*TYPE2*	-	1	-----	U
6	64335-MGZ-J80	SHROUD, R. RADIATOR .....	1	1		
7	64400-MJW-880ZA	COWL SET, L. MIDDLE(WL)				
	*TYPE4*	.....	1	1	-----	2IN,2MA,2U,3ED
	64400-MJW-880ZB	*TYPE3*	1	1	-----	2IN,2MA,3ED
	64400-MJW-880ZD	*TYPE1*	1	1	-----	2KO,2U,3ED
	64400-MJW-J80ZD	*TYPE1*	1	1	-----	ED,MA
	64400-MJW-880ZC	*TYPE2*	-	1	-----	3ED
	64400-MJW-J80ZC	*TYPE2*	-	1	-----	U
8	64435-MGZ-J80	SHROUD, L. RADIATOR .....	1	1		
9	90115-MGZ-J00	SCREW, SPECIAL, 6X14 .....	4	4		
10	90132-KPP-T00	SCREW, PAN, 6X10 .....	2	2		
11	90133-KPP-T00	SCREW, PAN, 6X14 .....	2	2		
12	90677-KAN-T00	NUT, CLIP, 5MM .....	2	2		
13	90683-GR1-003	CLIP, BODY COVER .....	2	2		
14	93903-24380	SCREW, TAPPING, 4X12 .....	14	14		
15	94103-06700	WASHER, PLAIN, 6MM .....	2	2		

F-46

UNDER COVER

J 6



Ref. No.	L.O.N.	(Relative ref. Number) Description	F.R.T.
1	4111D7	COWL, LOWER :RIGHT .....	0.2
4	4111D6	COWL, LOWER :LEFT .....	0.2
	4111H1	COWL, LOWER :BOTH .....	0.2
5	4131NC	COVER, UNDER :LEFT .....	0.2
6	4131ND	COVER, UNDER(A) :LEFT .....	0.2

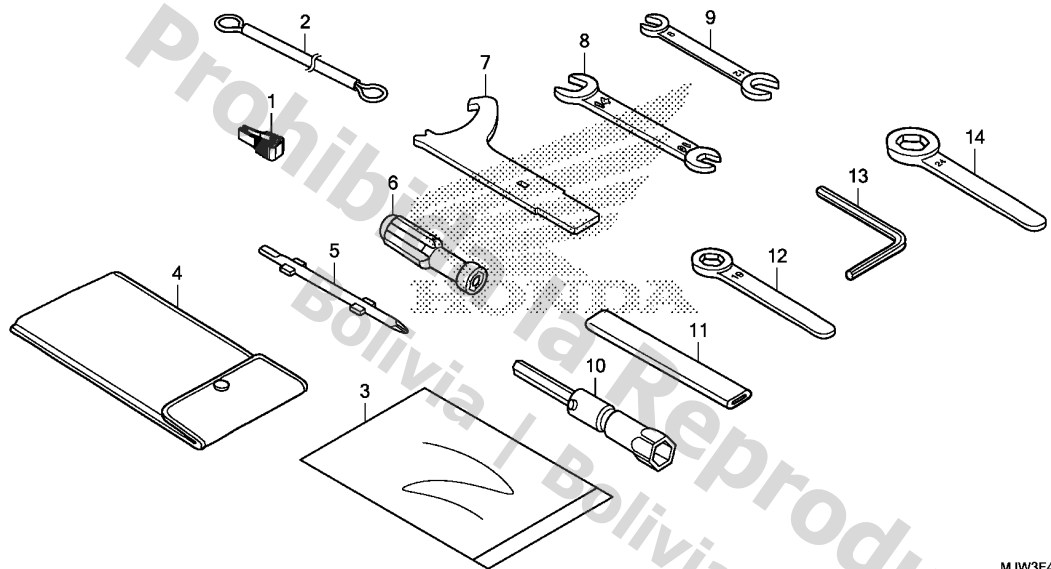
Ref. No.	Part No.	Description	Reqd. QTY		Serial No.	Parts catalogue code
			CB500	XA		
			X	G		
1	64310-MGZ-J80	COVER, R. UNDER .....	1	1		
2	64316-MGZ-J80	STAY, R. UNDER COVER .....	1	1		
3	64317-MGZ-J80	STAY, L. UNDER COVER .....	1	1		
4	64320-MGZ-J41	COWL, L. UNDER .....	1	1		
5	64320-MGZ-J81	COVER A, L. UNDER .....	1	1		
6	64321-MGZ-J80	COVER B, L. UNDER .....	1	1		
7	90133-KPP-T00	SCREW, PAN, 6X14 .....	5	5		
8	90134-KPP-T00	SCREW, PAN, 5X14 .....	3	3		
9	90677-KAN-T00	NUT, CLIP, 5MM .....	3	3		
10	93903-24380	SCREW, TAPPING, 4X12 .....	1	1		
11	96001-06014-07	BOLT, FLANGE, 6X14 .....	1	1		

3

F-48

TOOL

J 7



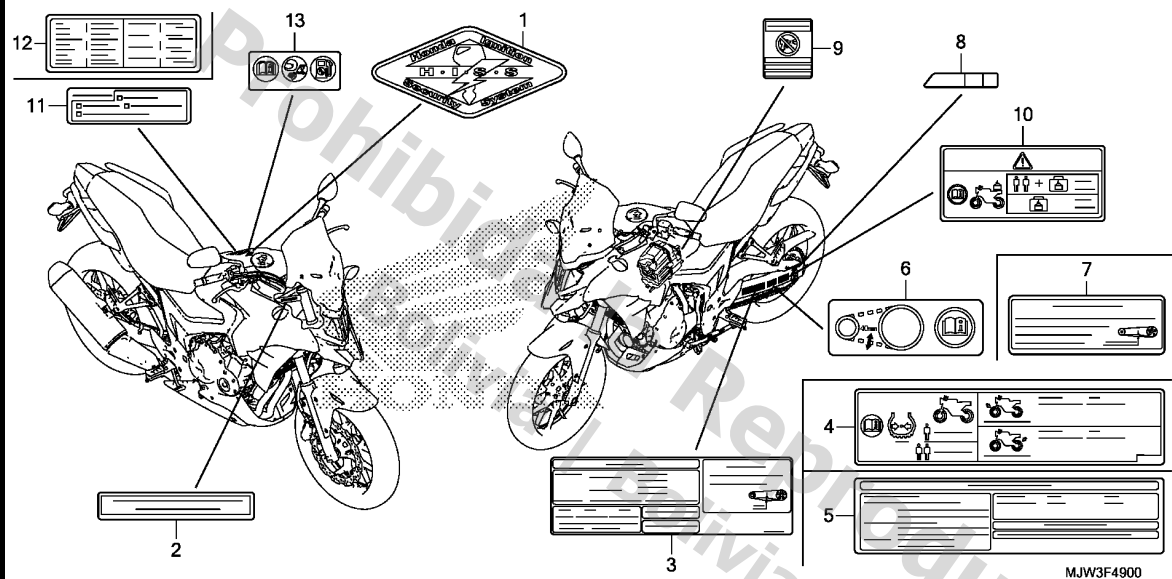
MJW3F4800

Ref. L.O.N. (Relative ref. Number) F.R.T.  
No. Description

NO INFORMATION .....

3

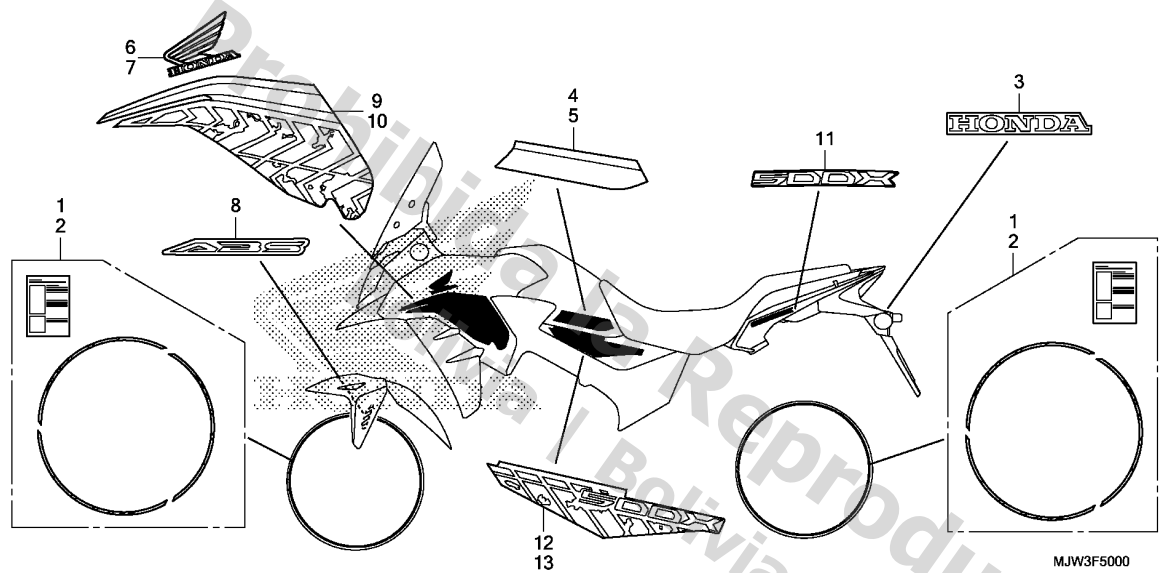
Ref. No.	Part No.	Description	Reqd. QTY		Serial No.	Parts catalogue code
			CB500	XA		
			X	G		
1	38235-TA0-A01	PULLER, FUSE .....	1	1		
2	77236-KAZ-780	WIRE, HELMET SET .....	1	1		
3	77251-GR1-000	BAG, SERVICE BOOK .....	1	1		
4	89101-MC7-000	BAG, TOOL .....	1	1		
5	89102-KTC-900	DRIVER, SCREW(NO.2 +/-) .....	1	1		
6	89103-538-000	GRIP .....	1	1		
7	89202-KY1-700	SPANNER, PIN .....	1	1		
8	89211-KWW-640	SPANNER, 10X14 .....	1	1		
9	89211-MGZ-J00	SPANNER, 8X12 .....	(1)	(1)	----- 2IN,2MA,3ED,ED,MA	
			1	1	----- 2K0,2U,U	
10	89216-KYJ-900	WRENCH, PLUG(16.5) .....	(1)	(1)		
11	89217-KGH-900	HANDLE, EYE WRENCH .....	1	1		
12	89219-KWW-601	WRENCH, EYE, 19MM .....	(1)	(1)	----- 2IN,2MA,3ED,ED,MA	
			1	1	----- 2K0,2U,U	
13	89221-MGZ-J00	WRENCH, HEX., 5MM .....	1	1		
14	99006-24000	WRENCH, EYE, 24MM .....	(1)	(1)	----- 2IN,2MA,3ED,ED,MA	
			1	1	----- 2K0,2U,U	



Ref. L.O.N. (Relative ref. Number) F.R.T.  
No. Description

NO INFORMATION .....

Ref. No.	Part No.	Description	Reqd. QTY		Serial No.	Parts catalogue code
			CB500 X G	XA G		
1	17528-MAT-D70	MARK, HISS .....	1	1		
2	87125-GB0-900	PLATE, NAME .....	1	-	----- 2K0	
3	87505-MJW-660	LABEL, TIRE & DRIVE CHAIN ...	1	-	----- 2K0	
	87505-MJW-960	.....	-	1	----- 2IN	
4	87505-MJW-D90	LABEL, TIRE .....	-	1	----- 2U,3ED,ED,U	
5	87505-MJW-M80	LABEL, TIRE .....	1	1	----- 2MA,MA	
6	87507-MFF-A50	LABEL, DRIVE CHAIN(PICTOGRAPH)	-	1	----- 2U,3ED,ED,U	
7	87507-MY6-A40	LABEL, DRIVE CHAIN .....	1	1	----- 2MA,MA	
8	87508-MJJ-D31	LABEL, CHAIN ADJUSTER .....	1	1		
9	87509-KWP-900	LABEL, AIR CLEANER ELEMENT	1	1	----- 2MA,MA	
	87509-KWW-A40	LABEL, AIR CLEANER ELEMENT NOTICE	-	1	----- 2IN	
10	87512-MGZ-D80	LABEL, ACCESSORIES & LOADING (PICTOGRAPH)	-	1	----- 3ED,ED	
11	87560-KTT-950	LABEL, DRIVE CAUTION .....	1	1	----- 2MA,MA	
	87560-MBR-871	LABEL, DRIVE CAUTION(KOREAN)	1	-	----- 2K0	
	87560-KVB-930	LABEL, DRIVE CAUTION (INDONESIAN)	-	1	----- 2IN	
12	87560-MGP-F01	LABEL, FRENCH TRANSLATION ...	-	1	----- 3ED,ED	
13	87586-MGN-D00	LABEL, FUEL & DRIVE (PICTOGRAPH)	-	1	----- 2U,3ED,ED,U	



Ref. L.O.N. (Relative ref. Number) F.R.T.  
No. Description

NO INFORMATION .....

3

Ref. No.	Part No.	Description	Reqd. QTY		Serial No.	Parts catalogue code
			CB500 X G	XA G		
1	42870-MJW-880ZB	STRIPE SET, R. WHEEL	2	2	-----	2IN,2MA,2U,3ED
	42870-MJW-880ZC	*TYPE4*.....	2	2	-----	2IN,2MA,3ED
	42870-MJW-880ZD	*TYPE3*.....	2	2	-----	2KO,2U,3ED
	42870-MJW-880ZJ	*TYPE1*.....	-	2	-----	3ED
2	42880-MJW-880ZB	STRIPE SET, L. WHEEL	2	2	-----	2IN,2MA,2U,3ED
	42880-MJW-880ZC	*TYPE4*.....	2	2	-----	2IN,2MA,3ED
	42880-MJW-880ZD	*TYPE3*.....	2	2	-----	2KO,2U,3ED
	42880-MJW-880ZJ	*TYPE1*.....	-	2	-----	3ED
3	86102-MGZ-J00ZA	MARK, HONDA(60MM)	1	1	-----	
		*TYPE1*.....	1	1	-----	
4	86171-MJW-880ZA	STRIPE, R. FUEL TANK	1	1	-----	2IN,2MA,2U,3ED
	86171-MJW-880ZB	*TYPE4*.....	1	1	-----	2IN,2MA,3ED
	86171-MJW-880ZD	*TYPE3*.....	1	1	-----	2KO,2U,3ED
	86171-MJW-880ZC	*TYPE1*.....	-	1	-----	3ED
5	86172-MJW-880ZA	STRIPE, L. FUEL TANK	1	1	-----	2IN,2MA,2U,3ED
	86172-MJW-880ZB	*TYPE4*.....	1	1	-----	2IN,2MA,3ED
	86172-MJW-880ZD	*TYPE3*.....	1	1	-----	2KO,2U,3ED
	86172-MJW-880ZC	*TYPE1*.....	-	1	-----	3ED
6	86201-MJW-J80ZA	MARK, R. WING(100MM)	1	1	-----	2IN,2MA,2U,3ED
	86201-MJW-J80ZB	*TYPE7*.....	1	1	-----	2IN,2MA,3ED
	86201-MJW-J80ZD	*TYPE6*.....	1	1	-----	2KO,2U,3ED
	86201-MJW-J80ZG	*TYPE4*.....	1	1	-----	ED,MA
	86201-MJW-J80ZC	*TYPE1*.....	-	1	-----	3ED
		*TYPE5*.....	-	1	-----	3ED

Ref. No.	Part No.	Description	Reqd. QTY		Serial No.	Parts catalogue code
			CB500 X G	XA G		
(6)	86201-MJW-J80ZF	MARK, R. WING(100MM)				
		*TYPE2*	-	1	-----	U
7	86202-MJW-J80ZA	MARK, L. WING(100MM)				
		*TYPE7*	1	1	-----	2IN,2MA,2U,3ED
	86202-MJW-J80ZB	*TYPE6*	1	1	-----	2IN,2MA,3ED
	86202-MJW-J80ZD	*TYPE4*	1	1	-----	2KO,2U,3ED
	86202-MJW-J80ZG	*TYPE1*	1	1	-----	ED,MA
	86202-MJW-J80ZC	*TYPE5*	-	1	-----	3ED
	86202-MJW-J80ZF	*TYPE2*	-	1	-----	U
8	86611-MGZ-D10ZA	MARK, ABS				
		*TYPE3*				
		(R. SIDE ONLY)	-	1		
9	86641-MJW-880ZA	STRIPE, R. MIDDLE COWL				
		*TYPE4*	1	1	-----	2IN,2MA,2U,3ED
	86641-MJW-880ZB	*TYPE3*	1	1	-----	2IN,2MA,3ED
	86641-MJW-880ZD	*TYPE1*	1	1	-----	2KO,2U,3ED
	86641-MJW-880ZC	*TYPE2*	-	1	-----	3ED
10	86642-MJW-880ZA	STRIPE, L. MIDDLE COWL				
		*TYPE4*	1	1	-----	2IN,2MA,2U,3ED
	86642-MJW-880ZB	*TYPE3*	1	1	-----	2IN,2MA,3ED
	86642-MJW-880ZD	*TYPE1*	1	1	-----	2KO,2U,3ED
	86642-MJW-880ZC	*TYPE2*	-	1	-----	3ED
11	86771-MJW-J80ZC	MARK(500X)				
		*TYPE1*	2	2	-----	ED,MA
	86771-MJW-J80ZA	*TYPE3*	-	2	-----	U
12	86831-MJW-880ZA	STRIPE A, R. SIDE COVER				
		*TYPE4*	1	1	-----	2IN,2MA,2U,3ED
	86831-MJW-880ZB	*TYPE3*	1	1	-----	2IN,2MA,3ED
	86831-MJW-880ZD	*TYPE1*	1	1	-----	2KO,2U,3ED
	86831-MJW-880ZC	*TYPE2*	-	1	-----	3ED
13	86832-MJW-880ZA	STRIPE A, L. SIDE COVER				
		*TYPE4*	1	1	-----	2IN,2MA,2U,3ED
	86832-MJW-880ZB	*TYPE3*	1	1	-----	2IN,2MA,3ED
	86832-MJW-880ZD	*TYPE1*	1	1	-----	2KO,2U,3ED
	86832-MJW-880ZC	*TYPE2*	-	1	-----	3ED

3

# PART NO. INDEX

K 1

Part Number	Address	Page	Ref.	Part Number	Address	Page	Ref.	Part Number	Address	Page	Ref.	Part Number	Address	Page	Ref.
06000				13300-MGZ-D01	F2	56	9	14928-KT7-013	E5	43	14	16000			
06111-MGZ-K00	F10	64	1	13313-MW0-003	F2	56	10	14929-KT7-013	E5	43	14	17528-MAT-D70	J8	121	1
06112-MJW-J00	F11	65	1	13314-MW0-003	F2	56	10	14930-KT7-013	E5	43	14	17542-MJE-D40	H8	89	10
06406-MGZ-D00	I6	103	1	13315-MW0-003	F2	56	10	14931-KT7-013	E5	43	14	17561-KVG-900	H8	89	11
06410-MER-D00	H6	87	1	13316-MW0-003	F2	56	10	14932-KT7-013	E5	43	14	17570-MJW-J01	H8	89	12
06431-MA3-405	G15	80	1	13317-MW0-003	F2	56	10	14933-KT7-013	E5	43	14	17572-KPP-T00	H8	89	13
06435-MGZ-J01	H5	86	1	13420-MGZ-D01	F2	56	11	14934-KT7-013	E5	43	14	17574-MGS-D30	H8	89	14
06451-443-405	H5	86	2					14935-KT7-013	E5	43	14	17590-MGZ-J00	H8	89	15
06455-MGS-D32	G15	80	2	14000				14936-KT7-013	E5	43	14	17591-MJW-J00	H8	89	16
				14110-MGZ-J00	E4	42	2	14937-KT7-013	E5	43	14	17620-MJE-D01	H8	89	17
11000				14210-MGZ-J00	E4	42	3	14938-KT7-013	E5	43	14	17621-MGP-D61	H8	89	18
11000-MGZ-J81	E16	54	1	14311-MGZ-J00	F2	56	12	14939-KT7-013	E5	43	14	17724-102-700	H13	94	18
11103-MGZ-J00	E16	54	2	14401-MGZ-J01	E7	45	1	14940-KT7-013	E5	43	14	17910-MGZ-J81	G4	69	1
11140-MGZ-J00	E16	54	3	14430-MGZ-J00	E4	42	4	14941-KT7-013	E5	43	14	17920-MGZ-J81	G4	69	2
11210-MJW-J80	E15	53	1	14440-MGZ-J00	E4	42	5	14942-KT7-013	E5	43	14				
11321-MJW-J80	E11	49	1	14451-MGZ-J00	E4	42	6	14943-KT7-013	E5	43	14	18000			
11330-MJW-J80	E8	46	1	14510-MGZ-J01	E7	45	2	14944-KT7-013	E6	44	14	18150-MJW-J80	H16	97	1
11332-MGZ-J00	E8	46	2	14517-MGZ-J00	E7	45	3	14945-KT7-013	E6	44	14	18180-MGZ-J00	H16	97	2
11344-MB0-000	I11	108	1	14520-MGZ-J81	E7	45	4	14946-KT7-013	E6	44	14	18291-MN4-920	F10	64	1
	J5	118	1	14546-KYJ-900	E7	45	5	14947-KT7-013	E6	44	14				
11350-MGZ-J00	E11	49	2	14560-MGZ-J01	E7	45	6	14948-KT7-013	E6	44	14	16433-MEW-921	F8	62	13
11355-MGZ-J00	E11	49	3					14949-KT7-013	E6	44	14	16435-MFJ-D01	F8	62	14
				14611-MGZ-J00	F11	65	1	14950-KT7-013	E6	44	14	16450-MFJ-D01	F8	62	15
12000				14623-MV1-000	F6	60	1	14951-KT7-013	E6	44	14	16451-MGZ-D01	F8	62	16
12010-MGZ-J80	E2	40	1	14711-MGZ-J00	E4	42	7	14952-KT7-013	E6	44	14	16472-MCW-000	F8	62	17
12204-KYJ-305	E2	40	2	14721-MGZ-J00	E4	42	8	14953-KT7-013	E6	44	14	16610-MGZ-D01	F8	62	18
12205-KYJ-305	E2	40	3	14751-MGZ-J00	E4	42	9	14954-KT7-013	E6	44	14	16620-MGZ-D01	F8	62	19
12207-KYJ-900	E16	54	4	14761-MGZ-J00	E4	42	10	14955-KT7-013	E6	44	14	16630-MFJ-D00	F8	62	20
12207-MGZ-J00	E2	40	4	14771-MFL-000	E4	42	11	14956-KT7-013	E6	44	14	16700-MJW-J81	H8	89	1
12209-MLO-722	E4	42	1	14775-KYJ-900	E4	42	12	14957-KT7-013	E6	44	14	16711-MGS-D31	H8	89	2
12251-MGZ-J01	E2	40	5	14781-MLO-720	E4	42	13	14958-KT7-013	E6	44	14	16712-MGS-D31	H8	89	3
	E4	42	1	14901-KT7-013	E4	42	14	14959-KT7-013	E6	44	14	16730-MJW-J81	H8	89	4
	F10	64	1	14902-KT7-013	E4	42	14	14960-KT7-013	E6	44	14				
12300-MGZ-J00	E1	39	1	14903-KT7-013	E4	42	14	14961-KT7-013	E6	44	14	17000			
12331-MGZ-J00	E1	39	2	14904-KT7-013	E4	42	14	14962-KT7-013	E6	44	14	17211-MJW-J00	H13	94	2
	F10	64	1	14905-KT7-013	E4	42	14	14963-KT7-013	E6	44	14	17213-MGZ-D00	H13	94	3
12341-MAT-750	E1	39	3	14906-KT7-013	E4	42	14	14964-KT7-013	E6	44	14	17214-MGZ-D00	H13	94	4
12372-KGB-610	J3	116	1	14907-KT7-013	E4	42	14	14965-KT7-013	E6	44	14	17215-MGZ-D00	H13	94	5
12391-MGZ-J00	E1	39	4	14908-KT7-013	E4	42	14	14966-KT7-013	E6	44	14	17216-MGZ-D00	H13	94	6
	F10	64	1	14909-KT7-013	E4	42	14	14967-KT7-013	E6	44	14	17220-MGZ-D00	H13	94	7
				14910-KT7-013	E4	42	14	14968-KT7-013	E6	44	14	17225-MGZ-D00	H13	94	8
13000				14911-KT7-013	E4	42	14	14969-KT7-013	E6	44	14	17232-KYJ-900	H13	94	9
13011-MEE-305	F2	56	1	14912-KT7-013	E4	42	14					17240-MJW-J00	H13	94	10
13021-MEE-305	F2	56	1	14913-KT7-013	E4	42	14	15000				17245-MGZ-D01	H13	94	11
13101-MGZ-D00	F2	56	2	14914-KT7-013	E4	42	14	15010-MCE-H51	E15	53	2	17251-MGZ-A00	H13	94	12
13102-MGZ-305	F2	56	2	14915-KT7-013	E5	43	14	15100-MGZ-J00	E15	53	3	17251-MGZ-D00	H13	94	12
13111-MFG-D00	F2	56	3	14916-KT7-013	E5	43	14	15131-MGZ-J01	E15	53	4	17252-MGZ-A00	H13	94	13
13115-MGZ-J00	F2	56	4	14917-KT7-013	E5	43	14	15134-MGZ-J00	E15	53	5	17252-MGZ-D00	H13	94	13
13210-MGZ-D00	F2	56	5	14918-KT7-013	E5	43	14	15140-MAT-003	E15	53	6	17253-MGZ-D00	H13	94	14
13213-ML7-020	F2	56	6	14919-KT7-013	E5	43	14	15150-MGZ-J00	E15	53	7	17265-MGZ-D00	H13	94	15
13214-MGZ-J01	F2	56	7	14920-KT7-013	E5	43	14	15154-MAT-000	E15	53	8	17359-419-670	H8	89	5
13215-MGZ-J01	F2	56	7	14921-KT7-013	E5	43	14					17366-428-670	H13	94	16
13215-ML7-000	F2	56	8	14922-KT7-013	E5	43	14	15220-MGZ-J00	E15	53	9	17369-KB4-670	H15	96	2
13216-MGZ-J01	F2	56	7	14923-KT7-013	E5	43	14	15410-MFJ-D01	E15	53	10	17370-382-870	H13	94	17
13217-MGZ-J01	F2	56	7	14924-KT7-013	E5	43	14	15515-MGZ-J00	E16	54	5	17418-MGZ-J00	H8	89	6
13218-MGZ-J01	F2	56	7	14925-KT7-013	E5	43	14	15611-KA4-710	E8	46	3	17500-MJW-880ZA	H8	89	7
				14926-KT7-013	E5	43	14	15771-KV6-000	H13	94	1	17500-MJW-880ZB	H8	89	7
				14927-KT7-013	E5	43	14	15772-551-000	H15	96	1	17500-MJW-880ZC	H8	89	7
												17500-MJW-880ZD	H8	89	7
												17500-MJW-J80ZD	H8	89	8
												17500-MJW-J80ZE	H8	89	8
												17528-KCZ-930	H8	89	9

4

# PART NO. INDEX

Part Number	Address	Page	Ref.	Part Number	Address	Page	Ref.	Part Number	Address	Page	Ref.	Part Number	Address	Page	Ref.	Part Number	Address	Page	Ref.
19102-MJW-J00	J1	114	10	23491-MGZ-J00	F4	58	5	31208-MEW-921	E14	52	9	34000				38517-MKA-D80	G15	80	3
19109-KBP-900	J1	114	11	23492-MGZ-J00	F4	58	6	31209-MEW-921	E14	52	10					38520-MJW-J11	G15	80	4
19125-MGZ-J00	I15	112	1	23501-MGZ-J00	F5	59	8	31210-MEW-921	E14	52	11	34904-MGZ-D01	I10	107	11	38770-MJW-661	I13	110	20
19126-MGZ-J00	J1	114	12	23511-MGZ-J00	F4	58	7	31500-MCJ-K01	I12	109	1					38770-MJW-961	I13	110	20
19127-MJW-J00	J1	114	13	23512-MV9-670	F4	58	8	31500-MGZ-D01	I12	109	1	35000				38770-MJW-D91	I13	110	20
19200-MGZ-305	E13	51	1	23521-MGZ-J00	F5	59	9	31500-MGZ-G01	I12	109	1					38770-MJW-U91	I13	110	20
19220-MGZ-J00	E13	51	2	23531-MGZ-J00	F4	58	9	31500-MJW-N31	I12	109	1	35010-MJW-D90	G10	75	3	38774-MGZ-J00	I14	111	21
19226-MGZ-J00	E13	51	3	23801-MGZ-J00	F5	59	10	31500-ZS9-A61	I12	109	1	35100-MJW-D11	G10	75	4				
	F11	65	1					31600-MGZ-J01	I13	110	1	35101-MJW-D11	G10	75	5	40000			
19300-MCJ-003	F7	61	1	24000				31730-MAS-601	I13	110	2	35105-MFJ-D01	G10	75	6				
19305-KV3-010	F10	64	1					31916-KRM-841	E2	40	8	35106-MGZ-J01	G10	75	7	40510-MGZ-J00	I6	103	2
19305-MGZ-J01	F7	61	2	24211-MGZ-J00	F6	60	2					35113-MJE-D00	G10	75	8	40540-MGS-D31	I6	103	3
19320-MGZ-J80	F7	61	3	24212-MGZ-J00	F6	60	3	32000				35121-MJE-D02	G10	75	9	40543-MJW-J00	I6	103	4
19501-MGZ-J00	J1	114	14	24213-MGZ-J00	F6	60	4					35130-MJW-D91	G4	69	4	40545-MGS-D31	I6	103	5
19502-MGZ-J00	J1	114	15	24261-283-000	F5	59	11	32100-MJW-M80	I13	110	3	35152-MGZ-J00	G4	69	5	40546-MGZ-J00	I6	103	6
19525-MGZ-J00	E13	51	4	24310-MJW-J00	F6	60	5	32100-MJW-M90	I13	110	3	35160-MGS-D31	I13	110	9				
19526-MGZ-J00	E13	51	5	24315-MJE-D00	F6	60	6	32101-MJW-J00	E16	54	7	35200-MJW-D91	G4	69	6	41000			
19531-MJW-J00	E13	51	6	24321-MAS-000	F6	60	7	32102-MGZ-J00	E16	54	8	35330-KYJ-901	G4	69	7				
	J1	114	16	24430-MGZ-J00	F6	60	8	32103-MJW-J80	I13	110	4	35340-MGS-D31	G5	70	1	41201-MGZ-D00	H6	87	2
19533-MJW-J00	J1	114	17	24435-MJE-D00	F6	60	9	32109-MGZ-J41	I13	110	5		G6	71	1				
19535-MJW-J00	E13	51	7	24610-MGZ-J00	F6	60	10	32150-MGZ-J00	H13	94	19	35350-MGZ-J02	I2	99	6	42000			
				24612-MAL-600	F6	60	11	32157-MGZ-J00	E16	54	9	35357-HPO-A00	I2	99	7				
22000				24651-MAS-E00	F6	60	12	32206-MGZ-J00	I13	110	6	35500-MEH-661	E16	54	10	42301-MGZ-J00	H6	87	3
				24652-MGZ-J00	F6	60	13	32207-MGZ-J00	H13	94	20	35600-MK4-860	E16	54	11	42312-MGZ-J00	H6	87	4
22100-MGZ-J01	E9	47	1	24706-MK3-770	I2	99	1	32405-MGZ-J00	E14	52	12	35700-MJW-J81	I5	102	1	42313-MGZ-J40	H6	87	5
22116-MGZ-J00	E9	47	2	24710-MGZ-J00	I2	99	2	32606-GEV-761	I13	110	7	35850-MT4-003	I12	109	2	42515-MGZ-J10	H6	87	6
22120-MGZ-J01	E9	47	3	24720-MGZ-J00	I2	99	3					35856-MGZ-B00	I12	109	3	42524-T5A-003	G15	80	5
22125-KZZ-901	E9	47	4	24724-MBW-D21	I2	99	4	33000				35910-MGZ-J00	G10	75	10	H5	86	4	
22201-MGZ-J01	E9	47	5	24781-KR3-770	I2	99	5									42615-MGZ-D00	H6	87	7
22202-KZZ-901	E9	47	6					33100-MJW-J81	G1	66	1	36000				42620-MGZ-J00	H6	87	8
22321-MGZ-J01	E9	47	7	28000				33113-MJW-J80	I11	108	2					42625-MGZ-J00	H6	87	9
22322-MGZ-J01	E9	47	8					33115-KVK-900	H15	96	5	36450-KVK-902	H15	96	6	42650-MGZ-J01	H6	87	10
22350-MGZ-J01	E9	47	9	28110-MGZ-J00	E10	48	1	33301-SA0-741	I11	108	3	36531-MJW-J01	H16	97	17	42650-MGZ-J11	H6	87	10
22361-MGZ-J00	E9	47	10	28125-MGZ-J01	E10	48	2	33400-MGZ-D43	I10	107	1					42711-MJW-J81	H6	87	11
22366-MGZ-J00	E9	47	11	28130-MGZ-J00	E10	48	3	33402-MGS-D31	I10	107	2	37000				42753-KWF-901	G16	81	1
22401-MM9-000	E9	47	12	28132-MK5-000	E10	48	4	33404-MGS-D32	I10	107	3					H6	87	12	
22402-KZZ-902	E9	47	13					33411-MGZ-J00	I10	107	4	37100-MJW-D91	G2	67	1	42870-MJW-880ZB	J9	122	1
22810-MGZ-J00	E8	46	4	30000				33412-MGZ-J00	I10	107	5	37100-MJW-M81	G2	67	1	42870-MJW-880ZC	J9	122	1
22815-413-000	E8	46	5					33450-MGZ-D43	I10	107	6	37104-MGZ-D00	G2	67	2	42870-MJW-880ZD	J9	122	1
22821-MGZ-J00	E8	46	6	30430-MJW-305	G10	75	1	33454-MGS-D32	I10	107	7	37130-MJW-D91	G2	67	3	42870-MJW-880ZJ	J9	122	1
22847-MFF-D00	E9	47	14	30430-MJW-J01	G10	75	1	33600-MGZ-D03	I10	107	8	37130-MJW-M81	G2	67	3	42880-MJW-880ZB	J9	122	2
22870-MGZ-J81	G4	69	3	30430-MJW-N11	G10	75	1	33613-MGZ-J00	I10	107	9	37215-KZZ-900	G2	67	4	42880-MJW-880ZC	J9	122	2
				30432-MBW-E02	G10	75	2	33650-MGZ-D03	I10	107	10	37700-MJE-D01	E16	54	12	42880-MJW-880ZD	J9	122	2
23000				30510-MGZ-J01	I15	112	2	33701-MJW-J81	I11	108	4	37870-MGS-D31	E2	40	9	42880-MJW-880ZJ	J9	122	2
				30520-MGZ-J01	I15	112	3	33702-MJW-J80	I11	108	5								
23113-MGZ-J00	F3	57	13	30700-MGZ-J01	I15	112	4	33705-KW7-900	G1	66	2	38000				43000			
23114-MGZ-J00	F3	57	14					33705-MGZ-J00	I11	108	6								
23115-MV1-300	F3	57	15	31000				33706-KW7-900	G1	66	3	38110-KPP-T01	I13	110	10	43107-KT7-761	H5	86	5
23211-MGZ-J00	F4	58	1					33706-MFN-D00	I11	108	7	38117-KFE-701	I13	110	11	43108-MBB-006	H5	86	6
23212-MGZ-J00	F4	58	2	31110-MGZ-J01	E12	50	1	33714-KL3-620	I13	110	8	38221-SNA-A31	I13	110	12	43108-MCT-006	G15	80	6
23220-MGZ-J01	F5	59	1	31120-MGZ-J01	E12	50	2	33720-MGZ-J01	I11	108	8	38221-SNA-A41	I13	110	13	43110-MGZ-J01	H5	86	7
23421-MGZ-J00	F5	59	2	31200-MGZ-J81	E14	52	1	33722-KWN-901	I11	108	9	38221-SNA-A51	I13	110	14	43110-MJW-J11	H5	86	8
23431-MGZ-J01	F4	58	3	31201-MEW-921	E14	52	2	33728-KPP-T00	I11	108	10	38221-SNA-A81	I13	110	15	43112-KT7-761	H5	86	9
23441-MGZ-J00	F5	59	3	31202-MEW-921	E14	52	3	33729-MCZ-003	I11	108	11	38235-TAO-A01	J7	120	1	43132-KT7-761	H5	86	10
23442-ML7-000	F5	59	4	31203-MEW-921	E14	52	4	33741-KPL-902	I9	106	1	38281-MGZ-J01	I13	110	16	43150-MGZ-J01	H5	86	11
23451-MGZ-J00	F4	58	4	31204-MEW-921	E14	52	5	33741-KTG-U01	G13	78	1	38301-MJE-D01	I13	110	17	43150-MJW-J11	H5	86	11
23461-MGZ-J00	F5	59	5	31205-HP5-601	E14	52	6					38306-MGZ-K00	I13	110	18	43215-KZ4-J41	H5	86	12
23481-MGZ-J00	F5	59	6	31206-MEW-921	E14	52	7					38501-MEL-003	I13	110	19	43251-MGZ-J02	H6	87	13
23482-MV9-670	F5	59	7	31207-HP5-601	E14	52	8					38510-MJW-J91	H5	86	3	43310-MGZ-J01	H1	82	1





PART NO. INDEX



Table with 4 main columns: Part Number, Address, Page, Ref. for each of four different part groups. Includes sub-headers like 80000, 83000, 86000, 88000.



PART NO. INDEX

K 5

Part Number	Address	Page	Ref.	Part Number	Address	Page	Ref.	Part Number	Address	Page	Ref.	Part Number	Address	Page	Ref.	Part Number	Address	Page	Ref.
90465-MM9-000	I8	105	9					92501-08016-0A	I3	100	24	94103-05700	G2	67	7	95701-08075-00	F1	55	34
90483-MER-D00	I3	100	23	91052-MGS-D31	I8	105	10	92900-06016-0E	F1	55	25	94103-06700	J5	118	15	95701-10075-00	F1	55	35
90501-GN5-830	H16	97	22	91053-MM5-004	H7	88	21	92900-08022-3E	E2	40	15	94103-06800	I14	111	30	95801-06028-00	E7	45	13
90502-KGB-610	H16	97	23	91054-MT6-831	G16	81	11					94103-08000	I1	98	26		E14	52	17
90503-KGA-900	G11	76	27					93000				94109-12000	E15	53	17	95801-08032-00	J4	117	28
90504-964-000	J4	117	23	91059-KY2-711	G11	76	28						F11	65	1				
90505-MGZ-A00	I11	108	14	91071-KV3-005	I6	103	17	93500-04008-1H	F9	63	24	94201-16150	I4	101	27	96000			
90506-425-830	G12	77	7					93600-04012-1G	G5	70	20	94201-20150	H2	83	22				
90507-MGZ-J00	G4	69	17	91071-MT7-003	I6	103	18						H4	85	23	96001-06010-07	G5	70	22
90507-ZV1-000	J4	117	24	91106-MCF-003	F6	60	19	93600-04040-1G	H1	82	19		I4	101	28		G6	71	24
90538-KSH-900	H13	94	22	91202-MAL-601	I6	103	19					94301-08140	E2	40	16	96001-06012-07	G7	72	25
90543-MV9-670	E1	39	9	91203-KSP-911	F6	60	20	93892-05012-08	E14	52	16		E8	46	12		G15	80	24
	F10	64	1	91204-KK0-003	E8	46	9	93892-05012-18	F9	63	25		E11	49	6		H5	86	23
90544-283-000	G14	79	20	91207-KT8-003	F5	59	21	93892-05014-18	F9	63	26	94301-10160	E15	53	18	96001-06014-07	J4	117	29
90545-300-000	G5	70	18	91212-422-006	H1	82	18	93893-04012-17	G5	70	21		E1	39	10		F1	55	36
	G6	71	19									94301-12160	E2	40	17		H2	83	24
	H1	82	17	91213-MB2-006	I6	103	20					94510-14000	F6	60	21		H4	85	25
	H3	84	18	91253-442-003	H7	88	22					94511-15000	I2	99	17		J6	119	11
90557-230-000	I2	99	13	91253-443-761	H7	88	23	93893-05012-08	H14	95	26	94520-35000	I7	104	25	96001-06018-07	H2	83	25
90559-MJW-J00	H7	88	19	91253-443-762	H7	88	23	93901-24480	I11	108	20	94560-62200	F5	59	22		H4	85	26
90601-107-000	F4	58	16	91253-KZJ-901	G16	81	12	93901-25280	I6	103	22					96001-06020-04	H14	95	29
90601-KAF-003	I2	99	14	91254-MEE-D01	G14	79	21	93901-25320	H14	95	27	95000				96001-06022-07	G4	69	23
90603-MN4-000	F5	59	18	91262-KV3-831	I6	103	21	93903-22420	G2	67	5		G5	70	23		G7	72	26
90628-750-000	I11	108	15					93903-24380	G1	66	6	95002-02100	J2	115	25		G7	72	26
90646-657-000	H13	94	23	91301-ML7-003	E8	46	10					95002-50000	J2	115	26	96001-06025-07	G1	66	7
90650-KW3-000	G4	69	18									95005-50400-30	J2	115	27		H9	90	30
90651-KV6-003	I14	111	25	91301-P7A-004	F8	62	22					95005-75640-20	H9	90	29	96001-06040-00	E12	50	6
90651-MA5-671	G5	70	19	91301-PLC-000	F8	62	23					95012-17001	I12	109	6	96100-60010-00	E9	47	21
	G6	71	20	91302-MB0-013	E13	51	11					95015-54000	H2	83	23	96100-62020-10	I7	104	26
90652-KT1-771	H16	97	24					93903-24420	I11	108	22		H4	85	24	96100-63050-00	F4	58	20
	I11	108	16	91303-KF0-003	E16	54	22	93903-25480	H14	95	28	95015-82000	I4	101	29	96220-40080	F6	60	23
	I14	111	26					93913-25380	G2	67	6	95701-06010-00	G8	73	7	96400-08035-04	I1	98	28
90677-KAN-T00	I11	108	17	91304-MCP-900	E16	54	23					I14	111	31	96400-08050-00	I1	98	29	
	J4	117	25					94000				G6	71	23	96600-06020-00	H2	83	26	
	J5	118	12	91305-MCJ-751	E16	54	24					95701-06012-00	F1	55	28		H4	85	27
	J6	119	9									H10	91	18	96600-06025-00	H10	91	20	
90683-GR1-003	H11	92	8	91307-035-000	E8	46	11	94001-06070-0S	I2	99	16	95701-06014-00	E7	45	12	96600-08020-10	F6	60	24
	J5	118	13					94002-08000-0S	H1	82	21		F4	58	19				
90683-SA0-003	I2	99	15	91309-425-003	E14	52	14					F6	60	22	98000				
	I5	102	7					94002-08070-0S	G4	69	21		G8	73	8				
90690-MCA-003	G15	80	22	91313-MB0-003	E15	53	16	94021-06000-0S	I10	107	13	95701-06014-08	I14	111	32	98200-33000	I12	109	7
	H5	86	22					94030-08000	I7	104	24		I16	113	16				
90690-MJE-D11	G15	80	23	91320-MB0-000	E14	52	15	94030-08070	G4	69	22	95701-06018-00	F1	55	29	99000			
90701-MV9-670	E16	54	21	91351-MGS-D30	H7	88	24	94050-04000	F1	55	26	95701-06020-00	I14	111	33				
90742-KYJ-900	F3	57	18	91356-KF0-003	G14	79	22	94050-06000	F1	55	27	95701-06020-07	I2	99	18	99006-24000	J7	120	14
90852-KPP-T00	I9	106	12	91406-MS8-000	H14	95	24					I14	111	34					
				91508-MGP-D00	H14	95	25	94050-06070	J4	117	27	95701-06022-00	E15	53	19				
				91535-TA0-003	I11	108	18	94050-06080	H15	96	8		G8	73	9				
91000													I14	111	29	95701-06022-07	J2	115	28
91001-MGZ-J00	F3	57	19	91554-SM4-003	G4	69	19						I15	112	8	95701-06022-08	I14	111	35
91007-MGS-D31	F6	60	18					94050-08000	H16	97	25	95701-06028-08	H15	96	9				
91015-KT8-005	G12	77	8	91565-SEL-003	I14	111	28	94050-10000	I16	113	14	95701-06035-00	E15	53	20				
91016-KT8-005	G12	77	9	91580-SM4-003	G4	69	20	94101-06000	H10	91	17		F1	55	30				
91021-MGZ-J01	E9	47	20	91593-MGZ-J01	H9	90	27					95701-06040-08	F1	55	31				
91022-MN4-003	F4	58	17					94101-06700	G13	78	18	95701-06095-00	F1	55	32				
91023-MM4-003	F5	59	19	92000								95701-08018-00	G11	76	30				
91023-MN4-003	F4	58	18					94101-10800	I16	113	15	95701-08025-00	H10	91	19				
91026-MGZ-J00	F5	59	20	92101-05020-0A	I11	108	19	94102-08000	I4	101	26	95701-08050-00	I1	98	27				
91051-MGZ-J01	G16	81	11	92101-06025-0A	I15	112	7	94103-04000	I11	108	23	95701-08055-00	F1	55	33				

# PART NAME INDEX

L 1

Part name	Address	Page	Ref.	Part name	Address	Page	Ref.	Part name	Address	Page	Ref.
[ A ]				BODY ASSY., THROTTLE .....	F8	62	7	BOLT, FLANGE, 6X14 .....	I16	113	16
ADJUSTER COMP., CHAIN .....	I6	103	4	BODY COMP., FRAME .....	I16	113	1	BOLT, FLANGE, 6X16 .....	J6	119	11
ARM COMP., EX. VALVE ROCKER ..	E4	42	5	BODY COMP., IDLE AIR CONTROL				BOLT, FLANGE, 6X18 .....	E12	50	3
ARM COMP., GEAR CHANGE .....	I2	99	2	VALVE	F8	62	16		G15	80	20
ARM COMP., IN. VALVE ROCKER ..	E4	42	4	BODY SET .....	F8	62	8		H5	86	20
ARM, L. STEP .....	I3	100	10	BOLT-WASHER, 4X8 .....	E16	54	13	BOLT, FLANGE, 6X20 .....	F1	55	29
ARM, R. STEP .....	I3	100	3	BOLT-WASHER, 6X12 .....	E15	53	14		H2	83	25
AXLE, FR. WHEEL .....	G16	81	2		F6	60	14		H4	85	26
AXLE, RR. WHEEL .....	H6	87	3	BOLT-WASHER, 6X16 .....	J2	115	21		E1	39	8
[ B ]				BOLT-WASHER, 9X100 .....	E2	40	10	BOLT, FLANGE, 6X22 .....	H14	95	29
BAG, SERVICE BOOK .....	J7	120	3	BOLT ASSY., FR. FORK .....	G14	79	14		I2	99	18
BAG, TOOL .....	J7	120	4	BOLT A, PIN .....	G15	80	12		I14	111	33
BAND F, BATTERY .....	I12	109	6	BOLT, ADAPTER, 10MM .....	G3	68	4				34
BAND, INSULATOR .....	E2	40	7	BOLT, CAP, 8X16 .....	I3	100	24	BOLT, FLANGE, 6X25 .....	E15	53	19
BAND, L. RR. MUFFLER .....	H16	97	11	BOLT, CHANGE PIVOT .....	I2	99	10		G4	69	23
BAND, TOOL .....	H10	91	16	BOLT, CONNECTING ROD .....	F2	56	6		G5	70	23
	I9	106	5	BOLT, DISK, 8X25 .....	G16	81	10		G7	72	26
BAND, WIRE .....	G4	69	18		H7	88	16	BOLT, FLANGE, 6X28 .....	G8	73	9
	H16	97	24	BOLT, DRAIN PLUG, 12X15 .....	E15	53	15		I14	111	35
	I11	108	16	BOLT, FLANGE SOCKET, 6X22 .....	F7	61	4		J2	115	28
	I14	111	26	BOLT, FLANGE SOCKET, 6X25 .....	E11	49	4	BOLT, FLANGE, 6X25 .....	E7	45	9
BAND, WIRE, 165MM .....	I14	111	25		E13	51	8		G1	66	7
BAR COMP., SIDE STAND .....	I5	102	2	BOLT, FLANGE SOCKET, 6X28 .....	E8	46	8		H9	90	30
BAR, L. PILLION STEP .....	I3	100	16		E11	49	5	BOLT, FLANGE, 6X28 .....	E7	45	13
BAR, R. PILLION STEP .....	I3	100	15	BOLT, FLANGE SOCKET, 6X60 .....	E13	51	9		E14	52	17
BASE COMP., CONTACT .....	G10	75	5	BOLT, FLANGE SPECIAL, 6X30 .....	E9	47	15		E15	53	12
BATTERY .....	I12	109	1	BOLT, FLANGE, 10X146 .....	I16	113	12		G13	78	13
BEARING A, CONNECTING ROD ....	F2	56	7	BOLT, FLANGE, 10X35 .....	I16	113	13		H15	96	9
BEARING A, CRANKSHAFT .....	F2	56	10	BOLT, FLANGE, 10X40 .....	G12	77	5	BOLT, FLANGE, 6X30 .....	G13	78	16
BEARING B, CONNECTING ROD ....	F2	56	7		I16	113	9	BOLT, FLANGE, 6X32 .....	E2	40	12
BEARING B, CRANKSHAFT .....	F2	56	10	BOLT, FLANGE, 10X45 .....	I16	113	8	BOLT, FLANGE, 6X35 .....	E2	40	11
BEARING C, CONNECTING ROD ....	F2	56	7	BOLT, FLANGE, 10X62 .....	I8	105	5		E15	53	20
BEARING C, CRANKSHAFT .....	F2	56	10	BOLT, FLANGE, 10X65 .....	I16	113	10		F1	55	30
BEARING D, CONNECTING ROD ....	F2	56	7	BOLT, FLANGE, 10X75 .....	F1	55	35	BOLT, FLANGE, 6X39.5 .....	E2	40	13
BEARING D, CRANKSHAFT .....	F2	56	10		I16	113	11	BOLT, FLANGE, 6X40 .....	E12	50	6
BEARING E, CONNECTING ROD ....	F2	56	7	BOLT, FLANGE, 12X50 .....	E12	50	4		F1	55	31
BEARING E, CRANKSHAFT .....	F2	56	10	BOLT, FLANGE, 6MM .....	I9	106	9	BOLT, FLANGE, 6X95 .....	F1	55	32
BEARING, HEAD PIPE UNDER .....	G12	77	9		I15	112	5	BOLT, FLANGE, 8X18 .....	G11	76	30
BEARING, HEAD PIPE UPPER .....	G12	77	8	BOLT, FLANGE, 6X10 .....	E7	45	8	BOLT, FLANGE, 8X25 .....	H10	91	19
BEARING, NEEDLE .....	I6	103	17		G5	70	22	BOLT, FLANGE, 8X32 .....	G15	80	21
	I8	105	11		G6	71	23		J4	117	28
BEARING, NEEDLE, 14X22X16 ....	F6	60	19					BOLT, FLANGE, 8X35 .....	G11	76	24
BEARING, NEEDLE, 17X24X30 ....	I8	105	10		G8	73	7		I1	98	28
BEARING, NEEDLE, 17X27X14.8 ..	F4	58	17	BOLT, FLANGE, 6X12 .....	I14	111	31	BOLT, FLANGE, 8X40 .....	G11	76	23
BEARING, NEEDLE, 20X24X11 ....	F5	59	20		F1	55	28	BOLT, FLANGE, 8X45 .....	G14	79	18
BEARING, NEEDLE, 20X34X16.8 ..	F5	59	19		G7	72	25	BOLT, FLANGE, 8X49 .....	H5	86	21
BEARING, NEEDLE, 28X35X16 ....	E9	47	20		G15	80	24	BOLT, FLANGE, 8X50 .....	I1	98	27
BEARING, RADIAL BALL, 25X47X8 ..	F6	60	18	BOLT, FLANGE, 6X14 .....	H5	86	23				29
BEARING, RADIAL BALL, 6001 ...	E9	47	21		H10	91	18	BOLT, FLANGE, 8X55 .....	F1	55	33
BEARING, RADIAL BALL, 6202 ...	I7	104	26		J4	117	29	BOLT, FLANGE, 8X75 .....	F1	55	34
BEARING, RADIAL BALL, 6303UU ...	G16	81	11		E7	45	12	BOLT, HANDLE LEVER PIVOT .....	G5	70	15
	H7	88	20		F1	55	36		G6	71	16
BEARING, RADIAL BALL, 6304UU ...	H7	88	21		F4	58	10	BOLT, HEAD COVER .....	E1	39	7
BEARING, RADIAL BALL, 6305 ...	F4	58	20					BOLT, HEX., 5X20 .....	I11	108	19
BEARING, SPECIAL RADIAL BALL ...	F3	57	19		F6	60	22	BOLT, HEX., 6X25 .....	I15	112	7
					G8	73	8	BOLT, L. STEERING HANDLE LEVER			
					H2	83	24	PIVOT	G4	69	14
					H4	85	25	BOLT, OIL, 10X22 .....	G5	70	16
					I14	111	32		G6	71	17

# PART NAME INDEX

L 2

Part name	Address	Page	Ref.	Part name	Address	Page	Ref.	Part name	Address	Page	Ref.
BOLT, OIL, 10X22 .....	H1	82	16	BUSH, SLIDER .....	G14	79	7	CLAMPER, SENSOR CORD .....	G15	80	15
	H3	84	17					CLAMP, FUEL HOSE .....	H9	90	27
BOLT, ONE-WAY, 8MM .....	G11	76	22	[ C ]				CLAMP, MASTER CYLINDER OIL			
BOLT, PIN .....	H5	86	17					HOSE	H1	82	8
BOLT, SEALING, 12MM .....	E2	40	4	CABLE COMP. A, THROTTLE .....	G4	69	1		H3	84	9
	E16	54	4	CABLE COMP. B, THROTTLE .....	G4	69	2	CLAMP, TUBE .....	H14	95	24
BOLT, SEALING, 18MM .....	E16	54	4	CABLE COMP., CLUTCH .....	G4	69	3	CLIP .....	I11	108	15
BOLT, SETTING .....	E14	52	6	CABLE, SEAT LOCK .....	H10	91	1	CLIP, AIR HOSE, 16MM .....	H13	94	23
BOLT, SHOULDER .....	F8	62	21	CABLE, STARTER & EARTH .....	E14	52	12	CLIP, BODY COVER .....	H11	92	8
BOLT, SIDE STAND PIVOT .....	I5	102	4	CALIPER SUB ASSY., RR. ....	H5	86	11		J5	118	13
BOLT, SOCKET, 10MM .....	E16	54	14	CALIPER SUB ASSY., R. FR. ....	G15	80	17	CLIP, BRAKE PIPE .....	G9	74	3
			15	CAMSHAFT COMP., EX. ....	E4	42	3	CLIP, BREATHER TUBE .....	H15	96	1
BOLT, SOCKET, 10X48 .....	I8	105	6	CAMSHAFT COMP., IN. ....	E4	42	2				2
BOLT, SOCKET, 10X58 .....	I8	105	7	CAP ASSY., NOISE SUPPRESSOR ...	I15	112	4	CLIP, BUMPER SEAL .....	J2	115	20
BOLT, SOCKET, 4X25 .....	H9	90	24	CAP COMP., FUEL FILLER .....	H8	89	17	CLIP, CABLE, 10MM .....	G15	80	23
BOLT, SOCKET, 5X9 .....	I12	109	5	CAP COMP., RADIATOR .....	J1	114	6	CLIP, CABLE, 14MM .....	G15	80	22
BOLT, SOCKET, 6X20 .....	H2	83	26	CAP, 45MM .....	E8	46	2		H5	86	22
	H4	85	27	CAP, BLEEDER .....	G15	80	8	CLIP, COUPLER .....	G4	69	20
BOLT, SOCKET, 6X25 .....	H10	91	20		H5	86	14		G15	80	5
BOLT, SOCKET, 8MM .....	E10	48	5	CAP, CYLINDER HEAD COVER .....	E1	39	2		H5	86	4
	G14	79	19		F10	64	1		I11	108	18
BOLT, SOCKET, 8X20 .....	F6	60	24	CAP, DUMMY .....	I13	110	7		I14	111	27
BOLT, SOCKET, 8X22 .....	I3	100	22	CAP, MASTER CYLINDER .....	G5	70	9				28
BOLT, SPECIAL, 10MM .....	F5	59	12		G6	71	10	CLIP, OIL DRAIN TUBE .....	H13	94	1
BOLT, SPECIAL, 10X25 .....	F3	57	16		H1	82	11	CLIP, PISTON PIN, 16MM .....	F2	56	4
BOLT, SPECIAL, 6X16 .....	I5	102	5		H3	84	12	CLIP, RETURN HOSE .....	H16	97	18
BOLT, SPECIAL, 6X18 .....	H16	97	20	CAP, MUFFLER TAIL .....	H16	97	6	CLIP, SUB TANK HOSE .....	H13	94	18
BOLT, STEP LOWER PLATE .....	I3	100	21	CAP, OIL FILLER .....	E8	46	3	CLIP, SWITCH COVER .....	I2	99	14
BOLT, STUD, 12X25 .....	H6	87	15	CAP, RESERVE TANK .....	J1	114	11	CLIP, TUBE .....	J2	115	25
BOLT, STUD, 6X16 .....	F1	55	25	CAP, STEERING NUT .....	G11	76	20				26
BOLT, STUD, 8X22 .....	E2	40	15	CAP, SWINGARM END .....	I6	103	6	CLIP, WATER HOSE .....	E13	51	6
BOLT, SWINGARM PIVOT .....	I6	103	7	CARTRIDGE, OIL FILTER .....	E15	53	10				7
BOLT, TANK HINGE .....	H9	90	25	CASE COMP., L. BOTTOM .....	G14	79	17		J1	114	16
BOLT, TERMINAL .....	E14	52	7	CASE COMP., R. BOTTOM .....	G14	79	9	CLIP, WIRE HARNESS, 25MM .....	I2	99	15
BOLT, TIE ROD .....	I2	99	11	CASE SUB ASSY., AIR CLEANER ...	H13	94	8		I5	102	7
BOLT, UBS, 8X105 .....	E16	54	16	CASE, DRIVE CHAIN .....	I6	103	2	COIL COMP., L. IGNITION .....	I15	112	2
BOLT, WIRE ADJUSTING .....	G4	69	13	CENTER COMP., SHIFT DRUM .....	F6	60	6	COIL COMP., R. IGNITION .....	I15	112	3
BOOT B .....	G15	80	14	CENTER, CLUTCH .....	E9	47	3	COLLAR .....	G1	66	4
	H5	86	18	CHAIN KIT, DRIVE .....	I6	103	1		I11	108	14
BOOT COMP. ....	G5	70	6	CHAIN, CAM .....	E7	45	1	COLLAR A, ENGINE HANGER .....	I16	113	4
	G6	71	7	CHAIN, DRIVE .....	I6	103	3	COLLAR A, FR. FENDER .....	G13	78	7
	H1	82	4	CHAIN, OIL PUMP .....	E15	53	6	COLLAR B, L. ENGINE HANGER ...	I16	113	6
	H3	84	5	CIRCLIP .....	G5	70	19	COLLAR B, RR. AXLE DISTANCE ...	H6	87	9
BOOT, PIN BUSH .....	G15	80	13		G6	71	20	COLLAR B, RR. FORK PIVOT .....	I6	103	8
BOOT, SLEEVE .....	H5	86	10		H1	82	14	COLLAR B, R. ENGINE HANGER ...	I16	113	5
BOSS, OIL FILTER .....	E15	53	13		H3	84	15	COLLAR, 12.7X8 .....	I3	100	2
BRACE, FR. FENDER .....	G13	78	5	CIRCLIP, 25MM .....	F4	58	16	COLLAR, 25X28X12 .....	F4	58	6
BRACKET COMP., FUEL TANK .....	I16	113	3	CIRCLIP, 28MM .....	F5	59	18	COLLAR, 28MM .....	F5	59	4
BRACKET COMP., RR. BRAKE .....	H5	86	7	CIRCLIP, EXTERNAL, 14MM .....	F6	60	21	COLLAR, 8.5X7 .....	H16	97	22
			8	CIRCLIP, EXTERNAL, 15MM .....	I2	99	17	COLLAR, AIR CLEANER MOUNTING ..	H13	94	9
BRACKET SUB ASSY., R. FR. ....	G15	80	18	CIRCLIP, INTERNAL, 35MM .....	I7	104	25	COLLAR, BANK ANGLE SENSOR .....	I14	111	24
			19	CLAMPER A, FR. BRAKE HOSE .....	G5	70	3	COLLAR, BODY COVER .....	I15	112	6
BRACKET, HANDLE LEVER .....	G4	69	11		G6	71	4	COLLAR, CENTER PIVOT DISTANCE ..	I6	103	9
BRIDGE, FORK TOP .....	G11	76	19	CLAMPER A, SENSOR CORD .....	H5	86	19	COLLAR, CUSHION CONNECTING ROD ..	I6	103	14
BRUSH SET A, CARBON .....	E14	52	2	CLAMPER B, FR. BRAKE HOSE .....	G5	70	4		I8	105	3
BRUSH SET B, CARBON .....	E14	52	3		G6	71	5	COLLAR, EX. PIPE MOUNTING .....	H16	97	16
BULB .....	I11	108	3	CLAMPER C, FR. BRAKE HOSE .....	G5	70	5	COLLAR, FR. AXLE DISTANCE .....	G16	81	5
BULB, WINKER .....	I10	107	11		G6	71	6	COLLAR, FR. FENDER .....	H15	96	7
BUSH, GUIDE .....	G14	79	6	CLAMPER, SENSOR CORD .....	G15	80	3				

# PART NAME INDEX

L 3

Part name	Address	Page	Ref.	Part name	Address	Page	Ref.	Part name	Address	Page	Ref.
COLLAR, FR. FENDER MOUNTING ..	G13	78	8	COWL, R. RR. ....	H11	92	3	FASTENER D, DUAL LOCK, 20X20..	H8	89	10
COLLAR, FR. WHEEL SIDE .....	G16	81	3	CRANKCASE SET .....	E16	54	1	FENDER COMP. B, RR. ....	I9	106	3
COLLAR, HEAD SIDE COVER .....	H16	97	23	CRANKSHAFT COMP. ....	F2	56	9	FENDER SET A, RR. ....	I9	106	2
COLLAR, HORN SETTING .....	I13	110	11	CUP COMP., OIL .....	H1	82	6	FENDER SET, FR. ....	G13	78	10
COLLAR, L. PIVOT DISTANCE .....	I6	103	10		H3	84	7	FENDER, FR. ....	G13	78	4
COLLAR, L. RR. WHEEL SIDE .....	H6	87	5	CUSHION ASSY., RR. ....	18	105	1	FILTER ASSY., FUEL .....	H8	89	4
COLLAR, MUFFLER MOUNTING .....	H16	97	13	CUSHION, FUEL TANK RR. PIVOT ..	H8	89	13	FILTER SET, OIL .....	E15	53	2
COLLAR, RADIATOR MOUNTING .....	G8	73	3	CUSHION, PGM-FI UNIT .....	I14	111	21	FLANGE SUB ASSY., RR. DRIVEN..	H6	87	7
	H8	89	19	CYLINDER SET, MASTER .....	G5	70	13	FLYWHEEL COMP. ....	E12	50	1
	J2	115	18		G6	71	14	FORK ASSY., L. FR. ....	G14	79	16
COLLAR, RR. AXLE DISTANCE .....	H6	87	8	CYLINDER SUB ASSY., FR. BRAKE				FORK ASSY., R. FR. ....	G14	79	1
COLLAR, RR. BRAKE SIDE .....	H6	87	4	MASTER	G5	70	7	FORK, CENTER GEARSHIFT .....	F6	60	3
COLLAR, SEAT SETTING .....	G13	78	11		G6	71	8	FORK, L. GEARSHIFT .....	F6	60	4
COLLAR, SPLINE, 25X28X13 .....	F4	58	8	CYLINDER SUB ASSY., RR. BRAKE				FORK, R. GEARSHIFT .....	F6	60	2
COLLAR, SPLINE, 28X31X9 .....	F5	59	7	MASTER	H1	82	5	FUNNEL, AIR .....	H13	94	14
COLLAR, SPRING .....	G14	79	3		H3	84	6	FUNNEL, L. AIR .....	H13	94	12
COLLAR, TAILLIGHT .....	I9	106	6					FUNNEL, R. AIR .....	H13	94	13
	I11	108	6	[ D ]				FUSE, BLADE .....	I12	109	7
COLLAR, TENSIONER .....	E7	45	3	DAMPER SET, WHEEL .....	H6	87	1		I13	110	12
CONNECTOR, MASTER CYLINDER ...	H1	82	3	DIAPHRAGM .....	G5	70	11				13
	H3	84	4		G6	71	12				14
COTTER, VALVE .....	E4	42	13		H1	82	12				15
COUNTERSHAFT COMP. ....	F5	59	1		H3	84	13	[ G ]			
COVER ASSY., CYLINDER HEAD ...	E1	39	1	DIODE ASSY., THREE WAY .....	I13	110	2	GASKET COMP., CYLINDER HEAD			
COVER A, FR. UPPER .....	J3	116	3	DISK B, CLUTCH FRICTION .....	E9	47	6	COVER	E1	39	4
COVER A, L. SIDE .....	H12	93	6	DISK, CLUTCH FRICTION .....	E9	47	5	GASKET KIT A .....	F10	64	1
COVER A, L. UNDER .....	J6	119	5	DISK, FR. BRAKE .....	G16	81	9	GASKET KIT B .....	F11	65	1
COVER A, R. SIDE .....	H12	93	3	DISK, RR. BRAKE .....	H6	87	13	GASKET, CYLINDER HEAD .....	E2	40	5
COVER B, FR. UPPER .....	J3	116	4	DOWEL PIN, 10X16 .....	E1	39	10		F10	64	1
COVER B, L. UNDER .....	J6	119	6	DOWEL PIN, 8X14 .....	E2	40	16	GASKET, EX. PIPE .....	F10	64	1
COVER COMP., LICENSE .....	I11	108	9		E8	46	12	GASKET, TENSIONER HOLE .....	E7	45	6
COVER COMP., L. RR. ....	E11	49	2		E11	49	6	GASKET, WATER PUMP BODY .....	E13	51	3
COVER COMP., R. CRANKCASE .....	E8	46	1	DRIVER, SCREW .....	J7	120	5		F11	65	1
COVER COMP., THERMOSTAT .....	F7	61	3	DRUM COMP., GEARSHIFT .....	F6	60	5	GASKET, WATER PUMP BODY .....	F11	65	1
COVER COMP., WATER PUMP .....	E13	51	2	DUCT, AIR CLEANER .....	H13	94	10	GEAR, COUNTERSHAFT FIFTH .....	F5	59	8
COVER SET B, L. SIDE .....	H12	93	7	DUST SEAL, 17X24X5 .....	I6	103	21	GEAR, COUNTERSHAFT FIRST .....	F5	59	2
COVER SET B, R. SIDE .....	H12	93	4		I8	105	12	GEAR, COUNTERSHAFT FOURTH .....	F5	59	6
COVER SET, L. SIDE .....	H12	93	5	DUST SEAL, 22X35X7 .....	I6	103	20	GEAR, COUNTERSHAFT SECOND .....	F5	59	3
COVER SET, R. SIDE .....	H12	93	2	DUST SEAL, 25X33X4 .....	I6	103	19	GEAR, COUNTERSHAFT SIXTH .....	F5	59	9
COVER, ABS MODULATOR .....	G8	73	4	DUST SEAL, 30X47X8 .....	H7	88	23	GEAR, COUNTERSHAFT THIRD .....	F5	59	5
COVER, AIR CLEANER .....	H13	94	7	DUST SEAL, 30X52X7 .....	H7	88	22	GEAR, MAINSHAFT FIFTH .....	F4	58	5
COVER, A.C. GENERATOR .....	E11	49	1	DUST SEAL, STEERING HEAD .....	G12	77	2	GEAR, MAINSHAFT SECOND .....	F4	58	3
COVER, CLUTCH SWITCH .....	G4	69	5	DUST SEAL, STEERING UPPER .....	G12	77	1	GEAR, MAINSHAFT SIXTH .....	F4	58	7
COVER, DUST .....	I2	99	4					GEAR, MAINSHAFT THIRD & FOURTH	F4	58	4
COVER, EX. MANIFOLD .....	H16	97	2	[ E ]				GEAR, PRIMARY DRIVE .....	F3	57	13
COVER, FR. UNDER .....	J3	116	5	ELEMENT, AIR CLEANER .....	H13	94	2	GEAR, STARTER DRIVEN .....	E10	48	1
COVER, LOCK NUT .....	G3	68	1	EMBLEM, KEY .....	G10	75	8	GEAR, STARTER REDUCTION .....	E10	48	3
COVER, MUFFLER .....	H16	97	9	EMBLEM, PRODUCT .....	G11	76	21	GRIP .....	J7	120	6
COVER, REED VALVE .....	E1	39	6					GRIP COMP., THROTTLE .....	G4	69	9
COVER, RELAY BOX .....	I13	110	16	[ F ]				GRIP, L. HANDLE .....	G4	69	10
COVER, RR. FENDER .....	I9	106	4	FAN COMP., COOLING .....	J1	114	5	GRIP, L. RR. ....	H10	91	14
COVER, R. UNDER .....	J6	119	1	FASTENER B, DUAL LOCK, 20X20 ..	H9	90	21	GRIP, R. RR. ....	H10	91	10
COWL SET, L. MIDDLE .....	J5	118	7		H12	93	1	GROMMET A, RR. COVER .....	I11	108	1
COWL SET, L. RR. ....	H11	92	4		J5	118	4		J5	118	1
COWL SET, R. MIDDLE .....	J5	118	5					GROMMET, AIR CLEANER CASE .....	H9	90	23
COWL SET, R. RR. ....	H11	92	2								
COWL, L. RR. ....	H11	92	5								
COWL, L. UNDER .....	J6	119	4								
COWL, RR. CENTER .....	H11	92	1								



# PART NAME INDEX

L 4

Part name	Address	Page	Ref.	Part name	Address	Page	Ref.	Part name	Address	Page	Ref.
GROMMET, AIR CLEANER CASE	I16	113	7	JOINT, DRIVE CHAIN	I6	103	5	[ N ]			
GROMMET, SPEAKER PANEL	I3	100	20	JOINT, FUEL TUBE	H8	89	11	NUT-WASHER, 6MM	E14	52	13
GUARD, NUMBER PLATE	J3	116	2	JOINT, WATER	E16	54	6	NUT, CAP, 6MM	E5	70	17
GUIDE A, CAM CHAIN	E7	45	7						G6	71	18
GUIDE B, CAM CHAIN	E7	45	5	[ K ]					I10	107	13
GUIDE COMP., CABLE	G10	75	7	KEY SET	G10	75	3	NUT, CAP, 8MM	J3	116	22
GUIDE, CLUTCH OUTER	E9	47	2	KEY, BLANK	G10	75	9	NUT, CLIP, 5MM	I11	108	17
GUIDE, CORD	G10	75	6	KEY, SEAT LOCK	H10	91	9		J4	117	25
GUIDE, EX. VALVE	E2	40	3	KEY, TOP	G2	67	2		J5	118	12
GUIDE, IN. VALVE	E2	40	2	KEY, WOODRUFF, 25X18	F3	57	18		J6	119	9
GUIDE, L. FR. CORD	G10	75	10					NUT, CLIP, 6MM	J2	115	23
GUIDE, RR. BRAKE HOSE	H1	82	2	[ L ]				NUT, CONNECTING ROD	F2	56	8
	H3	84	3	LABEL, ACCESSORIES & LOADING	J8	121	10	NUT, COWL SETTING, 5MM	J3	116	17
[ H ]				LABEL, AIR CLEANER ELEMENT				NUT, COWL SETTING, 6MM	H12	93	8
HANDLE, EYE WRENCH	J7	120	11	LABEL, NOTICE	J8	121	9	NUT, FIXING	G4	69	16
HARNESS, WIRE	I13	110	3	LABEL, CHAIN ADJUSTER	J8	121	8	NUT, FLANGE, 10MM	I16	113	14
HEADLIGHT ASSY.	G1	66	1	LABEL, DRIVE CAUTION	J8	121	11	NUT, FLANGE, 3MM	J2	115	24
HEAD ASSY., CYLINDER	E2	40	1	LABEL, DRIVE CHAIN	J8	121	6	NUT, FLANGE, 4MM	F1	55	26
HOLDER ASSY., HANDLE UPPER	G10	75	17	LABEL, DRIVE CHAIN	J8	121	6	NUT, FLANGE, 6MM	F1	55	27
HOLDER, BRACKET	G4	69	19	LABEL, FRENCH TRANSLATION	J8	121	12		H9	90	28
	G11	76	29	LABEL, FUEL & DRIVE	J8	121	13		H15	96	8
HOLDER, BRUSH	E14	52	4	LABEL, RADIATOR CAP	J1	114	7		I14	111	29
HOLDER, L. MAIN STEP	I3	100	13	LABEL, RADIATOR CAP	J1	114	7		I15	112	8
HOLDER, L. PILLION STEP	I3	100	19	LABEL, TIRE	J8	121	4		J4	117	27
HOLDER, MASTER CYLINDER	G4	69	8	LABEL, TIRE & DRIVE CHAIN	J8	121	3	NUT, FLANGE, 8MM	H16	97	25
	G5	70	10	LENS COMP., L. WINKER	I10	107	7	NUT, HEX. CAP, 8MM	H16	97	21
	G6	71	11	LENS COMP., R. WINKER	I10	107	3	NUT, HEX., 10MM	G3	68	5
HOLDER, R. MAIN STEP	I3	100	1	LEVER ASSY., R. HANDLE	G5	70	14	NUT, HEX., 6MM	I2	99	16
HOLDER, R. PILLION STEP	I3	100	18		G6	71	15	NUT, HEX., 8MM	G4	69	21
HORN COMP.	I13	110	10	LEVER COMP., CLUTCH	E8	46	4		H1	82	21
HOSE A, WATER	E13	51	4	LEVER COMP., L. HANDLE	G4	69	12		H4	85	22
HOSE COMP. A, FR. BRAKE	G6	71	2	LID SUB ASSY., AIR CLEANER	H13	94	11		I6	103	23
HOSE COMP. A, RR. BRAKE	H3	84	1	LID, POSITION BULB	J3	116	12		I7	104	24
HOSE COMP. B, FR. BRAKE	G6	71	3	LIFTER ASSY., TENSIONER	E7	45	4	NUT, LOCK, 18MM	E9	47	16
HOSE COMP. B, RR. BRAKE	H3	84	2	LIGHT ASSY., LICENSE	I11	108	8	NUT, SETTING	J1	114	2
HOSE COMP., FR. BRAKE	G5	70	2	LOCK COMP., SEAT	H10	91	6	NUT, SPECIAL, 6MM	I2	99	12
HOSE COMP., FUEL FEED	H8	89	12					NUT, STEERING STEM	G11	76	26
HOSE COMP., RR. BRAKE	H1	82	1	[ M ]				NUT, U, 10MM	I5	102	6
HOSE COMP., RR. BRAKE MASTER CYLINDER	H1	82	7	MAINSHAFT	F4	58	1		I8	105	8
	H3	84	8	MARK	J10	123	11	NUT, U, 12MM	H7	88	17
HOSE, RADIATOR LOWER	J1	114	15	MARK, ABS	J10	123	8	NUT, U, 14MM	I6	103	16
HOSE, RADIATOR UPPER	J1	114	14	MARK, HISS	J8	121	1	NUT, U, 5MM	I9	106	11
HOSE, WATER BYPASS	E13	51	5	MARK, HISS	J8	121	1		I11	108	13
[ I ]				MARK, HONDA	J9	122	3	NUT, U, 6MM	G4	69	15
INJECTOR ASSY., FUEL	F8	62	15	MARK, L. WING	J10	123	7		G13	78	17
INSULATOR	E14	52	9	MARK, RECEIVER	G10	75	2		H9	90	26
INSULATOR, THROTTLE BODY	E2	40	6	MARK, R. WING	J9	122	6	NUT, U, FLANGE, 16MM	H7	88	18
[ J ]					J10	123	6	[ O ]			
JET COMP., OIL	E16	54	3	METER ASSY., COMBINATION	G2	67	1	OIL SEAL, 12X18X5	E8	46	9
JOINT, BRAKE ROD	H1	82	15	METER COMP., LCD	G2	67	3	OIL SEAL, 14X22X5	F6	60	20
	H3	84	16	MIRROR COMP., L. BACK	G3	68	3	OIL SEAL, 25X47X6.5	G16	81	12
JOINT, BREATHER TUBE	H8	89	5	MIRROR COMP., R. BACK	G3	68	2	OIL SEAL, 34X62X8	F5	59	21
				MODULATOR ASSY., ABS	G8	73	2	ORIFICE A, 1.0MM	E16	54	5
				MOTOR ASSY.	F8	62	11	O-RING, 14.7X2.2	E15	53	16
				MOTOR ASSY., FAN	J1	114	8		F11	65	1
				MOTOR ASSY., STARTER	E14	52	1				
				MUFFLER COMP.	H16	97	5				

# PART NAME INDEX

L 5

Part name	Address	Page	Ref.	Part name	Address	Page	Ref.	Part name	Address	Page	Ref.
0-RING, 14.8X2.4	E16	54	22	PIN, SPLIT, 2.0X15	H4	85	23	REFLECTOR, REFLEX	I9	106	1
	F11	65	1		I4	101	28	RELAY ASSY., POWER	I13	110	19
	H1	82	18	PIN, STEP BAR	I3	100	9	RELAY COMP., WINKER	I13	110	17
	H3	84	19	PIPE COMP. A, FR. BRAKE	G9	74	1	RETAINER	G15	80	11
0-RING, 17.8X1.9	F8	62	14	PIPE COMP. B, FR. BRAKE	G9	74	2		H5	86	9
0-RING, 18X3	E8	46	11	PIPE COMP., EX.	H16	97	1	RETAINER, VALVE SPRING	E4	42	11
	F11	65	1	PIPE COMP., FR. FORK	G14	79	4	RING	E14	52	8
0-RING, 23X2.4	E16	54	23	PIPE, FUEL	F8	62	18	RING SET, PISTON	F2	56	1
	F11	65	1					RING, BACK UP	G14	79	5
0-RING, 24.4X3.1	E14	52	14	PIPE, SEAT	G14	79	12	RING, FR. PULSER	G16	81	4
	F11	65	1	PIPE, STEERING HANDLE	G10	75	11	RING, HANDLE WEIGHT SNAP	G10	75	16
0-RING, 32.95X2.62	E13	51	11	PISTON	F2	56	2	RING, OIL SEAL STOPPER	G14	79	13
	F11	65	1		G15	80	9	RING, PISTON	G14	79	11
0-RING, 33.2X2.4	G14	79	22		H5	86	5	RING, RR. PULSER	H6	87	6
0-RING, 3.2X1.1	E16	54	24	PISTON SET, MASTER CYLINDER	H1	82	9	RING, SNAP, 62MM	F5	59	22
	F11	65	1		H3	84	10	RING, STOPPER	G15	80	10
0-RING, 48.1X3.6	E8	46	10	PIVOT, SHIFT DRUM STOPPER ARM	F6	60	15		H5	86	16
	F11	65	1	PLATE	F8	62	6	RIVET, PUSH	J3	116	18
0-RING, 4X2	E14	52	15	PLATE B, CLUTCH	E9	47	8	ROD ASSY., CONNECTING	F2	56	5
0-RING, 55X2	H7	88	24	PLATE, BEARING SETTING	F4	58	2	ROD COMP., PUSH	H1	82	10
0-RING, 7.47X3.6	F8	62	23						H3	84	11
0-RING, 7.8X1.9	F8	62	22	PLATE, CABLE GUARD	H10	91	13	ROD SUB ASSY., CUSHION			
0-RING, AIR INJECTION CONTROL VALVE	F8	62	9	PLATE, CLUTCH	E9	47	7	CONNECTING	I8	105	4
0-RING, SENSOR	F8	62	4	PLATE, CLUTCH LIFTER	E9	47	10	ROD, CLUTCH CENTER	E9	47	11
			5	PLATE, CLUTCH PRESSURE	E9	47	9	ROD, CLUTCH LIFTER	E9	47	14
OUTER COMP., CLUTCH	E9	47	1	PLATE, CUSHION ARM	I8	105	2	ROLLER, 4X8	F6	60	23
OUTER COMP., STARTING CLUTCH	E10	48	2	PLATE, DIAPHRAGM	G5	70	12	RUBBER A, HANDLE WEIGHT	G10	75	14
OUTER, NEEDLE BEARING	F4	58	18		G6	71	13	RUBBER A, PROTECTOR	H16	97	7
					H1	82	13	RUBBER A, TAILLIGHT MOUNTING	G1	66	2
					H3	84	14	RUBBER B, HANDLE WEIGHT	G10	75	15
[ P ]				PLATE, DRIVE CHAIN GUIDE	E11	49	3	RUBBER B, HEAD SIDE COVER	J3	116	1
PACKING, BASE	H8	89	14	PLATE, IDLE AIR CONTROL VALVE	F8	62	13	RUBBER B, SEAT MOUNTING	G8	73	5
PACKING, LENS	I11	108	11	PLATE, LOCK KEY SETTING	H10	91	8		H9	90	22
PACKING, MUFFLER	H16	97	12	PLATE, NAME	J8	121	2	RUBBER B, SEAT SETTING	H10	91	3
PACKING, OIL STRAINER	E15	53	8	PLATE, PILLION STEP SIDE	I3	100	17				
	F11	65	1	PLATE, PORT	E1	39	3	RUBBER B, TAILLIGHT MOUNTING	G1	66	3
PAD SET, FR.	G15	80	2	PLATE, SPINDLE	F6	60	11	RUBBER, BATTERY SETTING	I12	109	4
PAD SET, RR.	H5	86	1	PLATE, STEP	I3	100	7	RUBBER, DUST SEAL	I2	99	1
PANEL, L. INNER	J3	116	14	PLATE, STEP LOWER	I3	100	4	RUBBER, EX. PIPE MOUNTING	H16	97	15
PANEL, METER	J3	116	11	PLATE, TENSIONER SETTING	F6	60	1	RUBBER, FR. FENDER MOUNTING	G13	78	6
PANEL, R. INNER	J3	116	13	PLATE, WINKER	I10	107	4				
PAN, OIL	E15	53	1	PLUG, BREATHER TUBE	H13	94	17	RUBBER, GEAR CHANGE PEDAL	I2	99	5
PEDAL COMP., GEAR CHANGE	I2	99	3	PLUG, HOLE	I9	106	12	RUBBER, HEADLIGHT	H15	96	5
PEDAL COMP., RR. BRAKE	I2	99	8	PLUG, SPARK	E2	40	8	RUBBER, HEADLIGHT CASE			
PGM-FI UNIT	I13	110	20	PROTECTOR	G5	70	8	MOUNTING	J2	115	19
PIECE, OIL LOCK	G14	79	10		G6	71	9	RUBBER, HEAT GUARD	J1	114	12
PIN A, DOWEL, 12X16	E2	40	17	PULLER, FUSE	J7	120	1	RUBBER, LICENSE LIGHT	I11	108	10
PIN B, PILLION STEP	I4	101	29	PUMP ASSY., OIL	E15	53	3	RUBBER, MAIN STEP	I3	100	12
PIN D, JOINT	H2	83	23	PUMP COMP., WATER	E13	51	1	RUBBER, METER SETTING	G2	67	4
	H4	85	24	PUMP UNIT, FUEL	H8	89	1	RUBBER, MOUNTING	E1	39	9
PIN, GEARSHIFT FORK GUIDE	F5	59	11						F10	64	1
PIN, HANGER	G15	80	16	[ R ]				RUBBER, MUFFLER MOUNTING	H16	97	14
	H5	86	12	RADIATOR COMP.	J1	114	1	RUBBER, PILLION STEP	I3	100	14
PIN, PARTITION	E16	54	2	RAIL COMP., SEAT	I16	113	2	RUBBER, PROTECTOR	H9	90	20
PIN, PISTON	F2	56	3	RECEIVER UNIT	G10	75	1		H16	97	4
PIN, SHIFT RETURN SPRING	F6	60	13	RECEIVER, CLUTCH CABLE	E8	46	6	RUBBER, PROTECTOR MOUNTING	H16	97	8
PIN, SPLIT, 1.6X15	I4	101	27	RECTIFIER ASSY., REGULATOR	I13	110	1	RUBBER, RR. COWL MOUNTING	G13	78	12
PIN, SPLIT, 2.0X15	H2	83	22	REFLECTOR, FR. REFLEX	G13	78	1	RUBBER, RR. GRIP	H10	91	11



# PART NAME INDEX

L 6

Part name	Address	Page	Ref.	Part name	Address	Page	Ref.	Part name	Address	Page	Ref.
RUBBER, RR. HEAT GUARD .....	J1	114	13	SCREW, SPECIAL, 6X14 .....	J5	118	9	SPRING ASSY., BRAKE PEDAL .....	I2	99	9
RUBBER, SCREEN SETTING .....	J3	116	6	SCREW, SPECIAL, 6X8 .....	I10	107	12	SPRING ASSY., SIDE STAND .....	I5	102	3
RUBBER, SEAT CUSHION .....	H10	91	4	SCREW, TAPPING, 3X16 .....	G2	67	5	SPRING, CARBON BRUSH .....	E14	52	5
RUBBER, SHOCK .....	I12	109	3		G11	76	28	SPRING, CLUTCH .....	E9	47	12
RUBBER, SIDE COVER .....	H13	94	21	SCREW, TAPPING, 4X12 .....	G1	66	6	SPRING, CLUTCH LEVER .....	E8	46	5
	I9	106	7		H12	93	11	SPRING, FR. FORK .....	G14	79	2
	I11	108	12		I11	108	21	SPRING, FR. REBOUND .....	G14	79	8
	I14	111	23		J4	117	26	SPRING, JUDDER .....	E9	47	13
RUBBER, SIDE COVER SPONGE .....	I9	106	8		J5	118	14	SPRING, L. STEP RETURN .....	I3	100	11
RUBBER, STEP LOWER .....	I3	100	6	SCREW, TAPPING, 4X16 .....	J6	119	10	SPRING, PAD .....	G15	80	6
RUBBER, STEP LOWER PLATE .....	I3	100	8		I11	108	20		H5	86	6
RUBBER, TAILLIGHT BRACKET .....	I13	110	8	SCREW, TAPPING, 5X12 .....	I6	103	22	SPRING, PRIMARY DRIVE GEAR .....	F3	57	15
RUBBER, THERMOSTAT .....	F7	61	2	SCREW, TAPPING, 5X14 .....	G2	67	6	SPRING, R. STEP RETURN .....	I3	100	5
	F10	64	1	SCREW, TAPPING, 5X16 .....	H14	95	27	SPRING, SEAT LOCK .....	H10	91	7
RUBBER, WINKER MOUNTING .....	I10	107	9	SCREW, TAPPING, 5X20 .....	H14	95	28	SPRING, SHIFT DRUM STOPPER .....	F6	60	9
				SCREW, TORX, 5X17 .....	F8	62	3	SPRING, SHIFT RETURN .....	F6	60	12
[ s ]				SCREW, TORX, 5X8.7 .....	F8	62	2	SPRING, STOP SWITCH .....	I2	99	7
SCREW-WASHER, 4X12 .....	G5	70	21	SEAL RING, INJECTOR .....	F8	62	17	SPRING, VALVE INNER .....	E4	42	10
	G6	71	22	SEAL SET, FR. FORK .....	G14	79	15	SPRING, VALVE OUTER .....	E4	42	9
	H1	82	20	SEAL SET, PISTON .....	G15	80	1	SPROCKET, DRIVE .....	F5	59	10
	H3	84	21		H5	86	2	SPROCKET, FINAL DRIVEN .....	H6	87	2
SCREW-WASHER, 5X12 .....	E14	52	16	SEAL, AIR CLEANER .....	H13	94	3	SPROCKET, OIL PUMP DRIVE .....	E15	53	4
	F9	63	25	SEAL, AIR CLEANER DUCT .....	H13	94	6	SPROCKET, OIL PUMP DRIVEN .....	E15	53	5
	H14	95	26	SEAL, AIR CLEANER LID .....	H13	94	4	SPROCKET, TIMING .....	F2	56	12
SCREW-WASHER, 5X14 .....	F9	63	26	SEAL, BREATHER .....	H8	89	18	SPRATOR COMP. ....	E12	50	2
SCREW-WASHER, 5X20 .....	G4	69	17	SEAL, DUST .....	G14	79	21	STAY COMP., ABS MODULATOR .....	G8	73	1
SCREW-WASHER, 5X25 .....	G10	75	18	SEAL, RADIATOR CAP .....	J1	114	7	STAY COMP., FR. UPPER COWL .....	J3	116	7
SCREW, 4X6.6 .....	H8	89	3	SEAL, THROTTLE BODY .....	H13	94	5	STAY COMP., NUMBER PLATE .....	J3	116	9
SCREW, BLEEDER .....	G15	80	7	SEAL, VALVE STEM .....	E4	42	1	STAY, COUPLER .....	I13	110	6
	H5	86	13	SEAT ASSY., DOUBLE .....	H10	91	2	STAY, ENGINE SUB HARNESS .....	H13	94	19
SCREW, FLAT, 4X12 .....	G5	70	20	SEAT, JUDDER SPRING .....	E9	47	4	STAY, HARNESS .....	H13	94	20
	G6	71	21	SEAT, VALVE SPRING .....	E4	42	12	STAY, HARNESS CLIP .....	E16	54	9
SCREW, FLAT, 4X40 .....	H1	82	19	SENSOR ASSY., BANK ANGLE .....	I13	110	9	STAY, L. FR. SIDE REFLECTOR .....	G13	78	3
	H3	84	20	SENSOR ASSY., SPEED .....	E16	54	12	STAY, L. SCREEN .....	J3	116	10
SCREW, OVAL, 6X60 .....	G11	76	25	SENSOR ASSY., WATER				STAY, L. UNDER COVER .....	J6	119	3
SCREW, PAN, 4X8 .....	F9	63	24	TEMPERATURE	E2	40	9	STAY, RELAY BOX .....	I14	111	22
SCREW, PAN, 4X8.5 .....	J1	114	4	SENSOR SET .....	F8	62	1	STAY, RR. UNDER COWL .....	E15	53	11
SCREW, PAN, 5MM .....	H14	95	25	SENSOR, FR. WHEEL SPEED .....	G15	80	4	STAY, R. FR. SIDE REFLECTOR .....	G13	78	2
SCREW, PAN, 5X14 .....	J2	115	22	SENSOR, OXYGEN .....	H16	97	17	STAY, R. RR. UNDER COWL .....	E8	46	7
	J3	116	21	SENSOR, RR. WHEEL SPEED .....	H5	86	3	STAY, R. SCREEN .....	J3	116	8
	J6	119	8	SHAFT COMP., BALANCER .....	F2	56	11	STAY, R. UNDER COVER .....	J6	119	2
SCREW, PAN, 5X20 .....	J3	116	19	SHAFT C, IDLE GEAR .....	E10	48	4	STAY, SEAT LOCK CABLE .....	H10	91	15
SCREW, PAN, 6X10 .....	J3	116	16	SHAFT, GEARSHIFT FORK .....	F6	60	7	STAY, TAILLIGHT .....	I11	108	5
	J5	118	10	SHAFT, ROCKER ARM .....	E4	42	6	STAY, WINKER .....	I10	107	5
SCREW, PAN, 6X14 .....	H11	92	7	SHIM, TAPPET .....	E4	42	14	STAY, WIRE .....	F8	62	12
	J3	116	20		E5	43	14	STEM SUB ASSY., STEERING .....	G12	77	3
	J5	118	11		E6	44	14	STOPPER .....	H8	89	2
	J6	119	7	SHROUD COMP. ....	J1	114	3	STOPPER COMP., GEARSHIFT DRUM .....	F6	60	8
SCREW, PAN, 6X20 .....	H16	97	19	SHROUD, L. INNER .....	J5	118	3	STOPPER, TERMINAL .....	E14	52	10
SCREW, PAN, 6X22 .....	G13	78	14	SHROUD, L. RADIATOR .....	J5	118	8	STRAINER COMP., OIL .....	E15	53	7
	H12	93	10	SHROUD, R. INNER .....	J5	118	2	STRIPE A, L. SIDE COVER .....	J10	123	13
SCREW, PAN, 6X30 .....	G13	78	15	SHROUD, R. RADIATOR .....	J5	118	6	STRIPE A, R. SIDE COVER .....	J10	123	12
SCREW, SPECIAL, 4X10 .....	I10	107	2	SLEEVE .....	H5	86	15	STRIPE SET, L. WHEEL .....	J9	122	2
SCREW, SPECIAL, 5X11 .....	H11	92	6	SLIDER, CHAIN .....	I6	103	11	STRIPE SET, R. WHEEL .....	J9	122	1
	H12	93	9	SPANNER, 10X14 .....	J7	120	8	STRIPE, L. FUEL TANK .....	J9	122	5
SCREW, SPECIAL, 6X14 .....	G8	73	6	SPANNER, 8X12 .....	J7	120	9	STRIPE, L. MIDDLE COWL .....	J10	123	10
	I6	103	15	SPANNER, PIN .....	J7	120	7	STRIPE, R. FUEL TANK .....	J9	122	4
	I9	106	10	SPINDLE COMP., GEARSHIFT .....	F6	60	10	STRIPE, R. MIDDLE COWL .....	J10	123	9
								SUB GEAR, PRIMARY .....	F3	57	14



---

**1**

**FOREWORD INDEX**

---

**2**

**ENGINE GROUP**

---

**3**

**FRAME GROUP**

---

**4**

**PART NUMBER INDEX**

---

**5**

**PART NAME INDEX**

---

Prohibida la Reproducción y Distribución  
Bolivia | Bolivia | Douglas Parada Viana

Prohibida la Reproducción y Distribución  
Bolivia | Bolivia | Douglas Parada Viana

**HONDA**  
The Power of Dreams



# PARTS CATALOGUE NEWS

Honda Motor Co., Ltd.  
Service Division Service Technology

## PARTS CATALOGUE - CORRECTED

Printed in Japan

CODE NO.	13MJWG31
PARTS CATALOGUE NEWS	CB500X / CB500XA CB500XG CB500XAG
NEWS NO.	001

Block No.	Ref. No.	Note	Part No.	Description	Reqd. QTY		Serial No.	Parts catalogue code
					CB500 X G	XA G		
F-37	1	E	31500-MJW-N31	*PARTS NO. DELETION				
		A	31500-MJW-N32	BATTERY (FTZ10S) (FURUKAWA) . . . . .	1			21N

Prohibida la Reproducción y Distribución en Bolivia | Bolivia | Douglas Parada Viana

NOTE A:PART NO. CHANGE D:NEWLY PROVIDED E:PART NO. DELETION K:REQUIRED NO. CORRECTION L:APPLICATION SERIAL NO. CORRECTION  
M:PART DESCRIPTION CORRECTION T:APPLICATION CORRECTION Z:REMARKS CHANGE



# PARTS CATALOGUE NEWS

Honda Motor Co., Ltd.  
Service Division Service Technology

## PARTS CATALOGUE - CORRECTED

Printed in Japan

CODE NO.	13MJWG31
PARTS CATALOGUE NEWS	CB500X / CB500XA CB500XG CB500XAG
NEWS NO.	002

Block No.	Ref. No.	Note	Part No.	Description	Reqd. QTY		Serial No.	Parts catalogue code
					CB500 X G	XA G		
F-36	4	E	33701-MJW-J81	*PARTS NO. DELETION				
		A	33701-MJW-J82	TAILLIGHT UNIT.....	1	1		

Prohibida la Reproducción y Distribución en Bolivia | Bolivia | Douglas Parada Viana

NOTE A:PART NO. CHANGE D:NEWLY PROVIDED E:PART NO. DELETION K:REQUIRED NO. CORRECTION L:APPLICATION SERIAL NO. CORRECTION  
M:PART DESCRIPTION CORRECTION T:APPLICATION CORRECTION Z:REMARKS CHANGE



# PARTS CATALOGUE NEWS

Honda Motor Co., Ltd.  
Service Division Service Technology

Printed in Japan

CODE NO.	13MJWG31
PARTS CATALOGUE NEWS	CB500X / CB500XA CB500XG CB500XAG
NEWS NO.	003

## NEW MODEL CB500XAG-3CH,CH, CB400XG-2SI,SI AND CB400XAG-2SI,SI TYPES

### COMPONENT PARTS-MARKETED

This Parts News lists CB500XAG-3CH,CH, CB400XG-2SI,SI and CB400XAG-2SI,SI types parts exclusively and is based on CB500XAG-2U,U and CB500XG-2MA,MA types listed on the CB500XG and CB500XAG Parts Catalogue.

All other parts not listed herein are the same as CB500XAG-2U,U and CB500XG-2MA,MA types parts.

Base model	Model	Area code	Type	Applicable engine serial No.	Applicable frame serial No.	Applicable throttle body identification No.
CB500XAG-2U	CB500XAG	3CH	China	PC44E-2300001~	MLHPC46R*G5000001~	GQBSA A
CB500XAG-U		CH	China	PC44E-2300001~	MLHPC46R*G5000001~	
CB500XG-2MA	CB400XG	2SI	Singapore	NC47E-5100001~	JH2NC479*GK100001~	GQBSB A
CB500XG-MA		SI	Singapore	NC47E-5100001~	JH2NC479*GK100001~	
CB500XAG-2U	CB400XAG	2SI	Singapore	NC47E-5100001~	JH2NC479*GK100001~	
CB500XAG-U		SI	Singapore	NC47E-5100001~	JH2NC479*GK100001~	

NOTE A:PART NO. CHANGE D:NEWLY PROVIDED E:PART NO. DELETION K:REQUIRED NO. CORRECTION L:APPLICATION SERIAL NO. CORRECTION  
M:PART DESCRIPTION CORRECTION T:APPLICATION CORRECTION Z:REMARKS CHANGE

## PARTS CATALOGUE NEWS

BOOKNo. : 13MJWG31

CB500XA (CB500XAG).....3CH

No.	MODEL		CB500XAG				
	COLOR		Mat fresco brown	Applicable model		Applicable block No.	Ref.No.
	CODE		Y-215	Initial applicable model	Final applicable model		
	Name of colored parts	Basic part No.	Y215				
1	BODY COMP., FRAME	50100-MJW-A80	ZA			F-39	1
2	COVER B, FR. UPPER	64141-MJW-J80	ZA			F-43	4
3	COVER SET, L. SIDE	83610-MJW-880	ZD			F-24	5
4	COVER SET, R. SIDE	83510-MJW-880	ZD			F-24	2
5	COWL SET, L. MIDDLE	64400-MJW-880	ZD			F-45	7
6	COWL SET, R. MIDDLE	64300-MJW-880	ZD			F-45	5
7	COWL, L. RR.	77251-MJW-J80	ZB			F-23-10	5
8	COWL, R. RR.	77241-MGZ-J80	ZB			F-23-10	3
9	FENDER SET A, RR.	80100-MJV-H01	ZA			F-34	2
10	FENDER SET, FR.	61110-MJW-J10	ZB			F-10	10
11	GRIP, L. RR.	77340-MGZ-J80	ZB			F-23	14
12	GRIP, R. RR.	77330-MGZ-J80	ZB			F-23	10
13	HOLDER ASSY., HANDLE UPPER	53130-MGS-D30	ZB			F-7	17
14	MARK, ABS	86611-MGZ-D10	ZA			F-50	8
15	MARK, HONDA	86102-MGZ-J00	ZA			F-50	3
16	MARK, L. WING	86202-MJW-J80	ZD			F-50	7
17	MARK, R. WING	86201-MJW-J80	ZD			F-50	6
18	PIPE, STEERING HANDLE	53100-MGZ-J80	ZA			F-7	11
19	RAIL COMP., SEAT	50240-MGZ-J82	ZA			F-39	2
20	STRIPE A, L. SIDE COVER	86832-MJW-880	ZD			F-50	13
21	STRIPE A, R. SIDE COVER	86831-MJW-880	ZD			F-50	12
22	STRIPE SET, L. WHEEL	42880-MJW-880	ZD			F-50	2
23	STRIPE SET, R. WHEEL	42870-MJW-880	ZD			F-50	1
24	STRIPE, L. FUEL TANK	86172-MJW-880	ZD			F-50	5
25	STRIPE, L. MIDDLE COWL	86642-MJW-880	ZD			F-50	10

NOTE A:PART NO. CHANGE D:NEWLY PROVIDED E:PART NO. DELETION K:REQUIRED NO. CORRECTION L:APPLICATION SERIAL NO. CORRECTION  
M:PART DESCRIPTION CORRECTION T:APPLICATION CORRECTION Z:REMARKS CHANGE



PARTS CATALOGUE NEWS

BOOKNo. : 13MJWG31

CB500XA (CB500XAG).....3CH

No.	MODEL		CB500XAG				
	COLOR		Mat fresco brown	Applicable model		Applicable block No.	Ref.No.
	CODE		Y-215	Initial applicable model	Final applicable model		
	Name of colored parts	Basic part No.	Y215				
26	STRIPE, R. FUEL TANK	86171-MJW-880	ZD			F-50	4
27	STRIPE, R. MIDDLE COWL	86641-MJW-880	ZD			F-50	9
28	TANK ASSY., FUEL	17500-MJW-880	ZD			F-21	7

NOTE A:PART NO. CHANGE D:NEWLY PROVIDED E:PART NO. DELETION K:REQUIRED NO. CORRECTION L:APPLICATION SERIAL NO. CORRECTION  
M:PART DESCRIPTION CORRECTION T:APPLICATION CORRECTION Z:REMARKS CHANGE

## PARTS CATALOGUE NEWS

BOOKNo. :13MJWG31

## CB500XA (CB500XAG).....CH

No.	MODEL		CB500XAG				
	COLOR		Mat gunpowder black metallic NH-436M	Applicable model		Applicable block No.	Ref.No.
	CODE			Initial applicable model	Final applicable model		
	Name of colored parts	Basic part No.	NH436				
1	BODY COMP., FRAME	50100-MJW-A80	ZA			F-39	1
2	COVER A, L. SIDE	83611-MJW-J80	ZB			F-24	6
3	COVER A, R. SIDE	83511-MJW-J80	ZB			F-24	3
4	COVER B, FR. UPPER	64141-MJW-J80	ZA			F-43	4
5	COWL SET, L. MIDDLE	64400-MJW-J80	ZD			F-45	7
6	COWL SET, L. RR.	77250-MJW-J80	ZC			F-23-10	4
7	COWL SET, R. MIDDLE	64300-MJW-J80	ZD			F-45	5
8	COWL SET, R. RR.	77240-MJW-J80	ZC			F-23-10	2
9	FENDER SET A, RR.	80100-MJV-H01	ZA			F-34	2
10	FENDER SET, FR.	61110-MJW-J10	ZB			F-10	10
11	GRIP, L. RR.	77340-MGZ-J80	ZB			F-23	14
12	GRIP, R. RR.	77330-MGZ-J80	ZB			F-23	10
13	HOLDER ASSY., HANDLE UPPER	53130-MGS-D30	ZB			F-7	17
14	MARK	86771-MJW-J80	ZC			F-50	11
15	MARK, ABS	86611-MGZ-D10	ZA			F-50	8
16	MARK, HONDA	86102-MGZ-J00	ZA			F-50	3
17	MARK, L. WING	86202-MJW-J80	ZG			F-50	7
18	MARK, R. WING	86201-MJW-J80	ZG			F-50	6
19	PIPE, STEERING HANDLE	53100-MGZ-J80	ZA			F-7	11
20	RAIL COMP., SEAT	50240-MGZ-J82	ZA			F-39	2
21	TANK ASSY., FUEL	17500-MJW-J80	ZE			F-21	8

NOTE A:PART NO. CHANGE D:NEWLY PROVIDED E:PART NO. DELETION K:REQUIRED NO. CORRECTION L:APPLICATION SERIAL NO. CORRECTION  
M:PART DESCRIPTION CORRECTION T:APPLICATION CORRECTION Z:REMARKS CHANGE

## PARTS CATALOGUE NEWS

BOOKNo. : 13MJWG31

## CB400X (CB400XG).....2SI

No.	MODEL		CB400XG					Ref.No.
	COLOR		Pearl sunbeam white NH-A66P	Magna red R-201	Applicable model		Applicable block No.	
	CODE		NHA66	R201	Initial applicable model	Final applicable model		
	Name of colored parts	Basic part No.						
1	BODY COMP., FRAME	50100-MJW-J80	ZA	ZA			F-39	1
2	COVER ASSY., L. SIDE	83610-MJW-690	ZA	ZB			F-24	5
3	COVER ASSY., R. SIDE	83510-MJW-690	ZA	ZB			F-24	2
4	COVER B, FR. UPPER	64141-MJW-J80	ZB	ZB			F-43	4
5	COWL SET, L. MIDDLE	64400-MJW-690	ZA	ZB			F-45	7
6	COWL SET, R. MIDDLE	64300-MJW-690	ZA	ZB			F-45	5
7	COWL, L. RR.	77251-MJW-J80	ZC	ZC			F-23-10	5
8	COWL, R. RR.	77241-MGZ-J80	ZC	ZC			F-23-10	3
9	FENDER SET A, RR.	80100-MGZ-J01	ZA	ZA			F-34	2
10	FENDER, FR.	61101-MGZ-J01	ZV	ZV			F-10	4
11	GRIP, L. RR.	77340-MGZ-J80	ZB	ZB			F-23	14
12	GRIP, R. RR.	77330-MGZ-J80	ZB	ZB			F-23	10
13	HOLDER ASSY., HANDLE UPPER	53130-MGS-D30	ZB	ZB			F-7	17
14	MARK, HONDA	86102-MGZ-J00	ZA	ZA			F-50	3
15	MARK, L. WING	86202-MJW-K80	ZB	ZC			F-50	7
16	MARK, R. WING	86201-MJW-K80	ZB	ZC			F-50	6
17	PIPE, STEERING HANDLE	53100-MGZ-J80	ZA	ZA			F-7	11
18	RAIL COMP., SEAT	50240-MGZ-J82	ZA	ZA			F-39	2
19	STRIPE SET, L. WHEEL	42880-MJW-880	ZB	ZC			F-50	2
20	STRIPE SET, R. WHEEL	42870-MJW-880	ZB	ZC			F-50	1
21	STRIPE, L. FUEL TANK	86172-MJW-690	ZA	ZB			F-50	5
22	STRIPE, L. MIDDLE COWL	86642-MJW-690	ZA	ZB			F-50	10
23	STRIPE, L. SIDE COVER A	86832-MJW-690	ZA	ZB			F-50	15
24	STRIPE, R. FUEL TANK	86171-MJW-690	ZA	ZB			F-50	4
25	STRIPE, R. MIDDLE COWL	86641-MJW-690	ZA	ZB			F-50	9

NOTE A:PART NO. CHANGE D:NEWLY PROVIDED E:PART NO. DELETION K:REQUIRED NO. CORRECTION L:APPLICATION SERIAL NO. CORRECTION  
M:PART DESCRIPTION CORRECTION T:APPLICATION CORRECTION Z:REMARKS CHANGE

PARTS CATALOGUE NEWS

BOOKNo. : 13MJWG31

CB400X (CB400Xg).....2SI

No.	MODEL		CB400XG					
	COLOR		Pearl sunbeam white NH-A66P	Magna red R-201	Applicable model		Applicable block No.	Ref.No.
	CODE		NHA66	R201	Initial applicable model	Final applicable model		
	Name of colored parts	Basic part No.						
26	STRIPE, R. SIDE COVER A	86831-MJW-690	ZA	ZB			F-50	14
27	TANK ASSY., FUEL	17500-MJW-690	ZA	ZB			F-21	7

NOTE A:PART NO. CHANGE D:NEWLY PROVIDED E:PART NO. DELETION K:REQUIRED NO. CORRECTION L:APPLICATION SERIAL NO. CORRECTION  
M:PART DESCRIPTION CORRECTION T:APPLICATION CORRECTION Z:REMARKS CHANGE

## PARTS CATALOGUE NEWS

BOOKNo. : 13MJWG31

CB400X (CB400XG).....SI

No.	MODEL		CB400XG				
	COLOR		Mat ballistic black metallic  NH-A86M	Applicable model		Applicable block No.	Ref.No.
	CODE			Initial applicable model	Final applicable model		
	Name of colored parts	Basic part No.	NHA86				
1	BODY COMP., FRAME	50100-MJW-J80	ZA			F-39	1
2	COVER A, L. SIDE	83611-MJW-J80	ZG			F-24	6
3	COVER A, R. SIDE	83511-MJW-J80	ZG			F-24	3
4	COVER B, FR. UPPER	64141-MJW-J80	ZB			F-43	4
5	COWL SET, L. MIDDLE	64400-MJW-K80	ZA			F-45	7
6	COWL SET, L. RR.	77250-MJW-K80	ZA			F-23-10	4
7	COWL SET, R. MIDDLE	64300-MJW-K80	ZA			F-45	5
8	COWL SET, R. RR.	77240-MJW-K80	ZA			F-23-10	2
9	FENDER SET A, RR.	80100-MGZ-J01	ZA			F-34	2
10	FENDER, FR.	61101-MGZ-J01	ZV			F-10	4
11	GRIP, L. RR.	77340-MGZ-J80	ZB			F-23	14
12	GRIP, R. RR.	77330-MGZ-J80	ZB			F-23	10
13	HOLDER ASSY., HANDLE UPPER	53130-MGS-D30	ZB			F-7	17
14	MARK	86771-MJW-K80	ZA			F-50	16
15	MARK, HONDA	86102-MGZ-J00	ZA			F-50	3
16	MARK, L. WING	86202-MJW-K80	ZA			F-50	7
17	MARK, R. WING	86201-MJW-K80	ZA			F-50	6
18	PIPE, STEERING HANDLE	53100-MGZ-J80	ZA			F-7	11
19	RAIL COMP., SEAT	50240-MGZ-J82	ZA			F-39	2
20	TANK ASSY., FUEL	17500-MJW-K80	ZA			F-21	8

NOTE A:PART NO. CHANGE D:NEWLY PROVIDED E:PART NO. DELETION K:REQUIRED NO. CORRECTION L:APPLICATION SERIAL NO. CORRECTION  
M:PART DESCRIPTION CORRECTION T:APPLICATION CORRECTION Z:REMARKS CHANGE

## PARTS CATALOGUE NEWS

BOOKNo. : 13MJWG31

CB400XA (CB400XAG).....2SI

No.	MODEL		CB400XAG					Ref.No.
	COLOR		Pearl sunbeam white NH-A66P	Magna red R-201	Applicable model		Applicable block No.	
	CODE		NHA66	R201	Initial applicable model	Final applicable model		
	Name of colored parts	Basic part No.						
1	BODY COMP., FRAME	50100-MJW-J80	ZA	ZA			F-39	1
2	COVER ASSY., L. SIDE	83610-MJW-690	ZA	ZB			F-24	5
3	COVER ASSY., R. SIDE	83510-MJW-690	ZA	ZB			F-24	2
4	COVER B, FR. UPPER	64141-MJW-J80	ZB	ZB			F-43	4
5	COWL SET, L. MIDDLE	64400-MJW-690	ZA	ZB			F-45	7
6	COWL SET, R. MIDDLE	64300-MJW-690	ZA	ZB			F-45	5
7	COWL, L. RR.	77251-MJW-J80	ZC	ZC			F-23-10	5
8	COWL, R. RR.	77241-MGZ-J80	ZC	ZC			F-23-10	3
9	FENDER SET A, RR.	80100-MGZ-J01	ZA	ZA			F-34	2
10	FENDER SET, FR.	61110-MJW-K10	ZE	ZE			F-10	10
11	GRIP, L. RR.	77340-MGZ-J80	ZB	ZB			F-23	14
12	GRIP, R. RR.	77330-MGZ-J80	ZB	ZB			F-23	10
13	HOLDER ASSY., HANDLE UPPER	53130-MGS-D30	ZB	ZB			F-7	17
14	MARK, ABS	86611-MJF-A00	ZA	ZA			F-50	8
15	MARK, HONDA	86102-MGZ-J00	ZA	ZA			F-50	3
16	MARK, L. WING	86202-MJW-K80	ZB	ZC			F-50	7
17	MARK, R. WING	86201-MJW-K80	ZB	ZC			F-50	6
18	PIPE, STEERING HANDLE	53100-MGZ-J80	ZA	ZA			F-7	11
19	RAIL COMP., SEAT	50240-MGZ-J82	ZA	ZA			F-39	2
20	STRIPE SET, L. WHEEL	42880-MJW-880	ZB	ZC			F-50	2
21	STRIPE SET, R. WHEEL	42870-MJW-880	ZB	ZC			F-50	1
22	STRIPE, L. FUEL TANK	86172-MJW-690	ZA	ZB			F-50	5
23	STRIPE, L. MIDDLE COWL	86642-MJW-690	ZA	ZB			F-50	10
24	STRIPE, L. SIDE COVER A	86832-MJW-690	ZA	ZB			F-50	15
25	STRIPE, R. FUEL TANK	86171-MJW-690	ZA	ZB			F-50	4

NOTE A:PART NO. CHANGE D:NEWLY PROVIDED E:PART NO. DELETION K:REQUIRED NO. CORRECTION L:APPLICATION SERIAL NO. CORRECTION  
M:PART DESCRIPTION CORRECTION T:APPLICATION CORRECTION Z:REMARKS CHANGE

## PARTS CATALOGUE NEWS

BOOKNo. : 13MJWG31

CB400XA (CB400XAG).....2SI

No.	MODEL		CB400XAG					
	COLOR		Pearl sunbeam white	Magna red	Applicable model		Applicable block No.	Ref.No.
	CODE		NH-A66P	R-201	Initial applicable model	Final applicable model		
	Name of colored parts	Basic part No.	NHA66	R201				
26	STRIPE, R. MIDDLE COWL	86641-MJW-690	ZA	ZB			F-50	9
27	STRIPE, R. SIDE COVER A	86831-MJW-690	ZA	ZB			F-50	14
28	TANK ASSY., FUEL	17500-MJW-690	ZA	ZB			F-21	7

NOTE A:PART NO. CHANGE D:NEWLY PROVIDED E:PART NO. DELETION K:REQUIRED NO. CORRECTION L:APPLICATION SERIAL NO. CORRECTION  
M:PART DESCRIPTION CORRECTION T:APPLICATION CORRECTION Z:REMARKS CHANGE

## PARTS CATALOGUE NEWS

BOOKNo. :13MJWG31

## CB400XA (CB400XAG).....SI

No.	MODEL		CB400XAG				
	COLOR		Mat ballistic black metallic NH-A86M	Applicable model		Applicable block No.	Ref.No.
	CODE			Initial applicable model	Final applicable model		
	Name of colored parts	Basic part No.	NHA86				
1	BODY COMP., FRAME	50100-MJW-J80	ZA			F-39	1
2	COVER A, L. SIDE	83611-MJW-J80	ZG			F-24	6
3	COVER A, R. SIDE	83511-MJW-J80	ZG			F-24	3
4	COVER B, FR. UPPER	64141-MJW-J80	ZB			F-43	4
5	COWL SET, L. MIDDLE	64400-MJW-K80	ZA			F-45	7
6	COWL SET, L. RR.	77250-MJW-K80	ZA			F-23-10	4
7	COWL SET, R. MIDDLE	64300-MJW-K80	ZA			F-45	5
8	COWL SET, R. RR.	77240-MJW-K80	ZA			F-23-10	2
9	FENDER SET A, RR.	80100-MGZ-J01	ZA			F-34	2
10	FENDER SET, FR.	61110-MJW-K10	ZE			F-10	10
11	GRIP, L. RR.	77340-MGZ-J80	ZB			F-23	14
12	GRIP, R. RR.	77330-MGZ-J80	ZB			F-23	10
13	HOLDER ASSY., HANDLE UPPER	53130-MGS-D30	ZB			F-7	17
14	MARK	86771-MJW-K80	ZA			F-50	16
15	MARK, ABS	86611-MJF-A00	ZA			F-50	8
16	MARK, HONDA	86102-MGZ-J00	ZA			F-50	3
17	MARK, L. WING	86202-MJW-K80	ZA			F-50	7
18	MARK, R. WING	86201-MJW-K80	ZA			F-50	6
19	PIPE, STEERING HANDLE	53100-MGZ-J80	ZA			F-7	11
20	RAIL COMP., SEAT	50240-MGZ-J82	ZA			F-39	2
21	TANK ASSY., FUEL	17500-MJW-K80	ZA			F-21	8

NOTE A:PART NO. CHANGE D:NEWLY PROVIDED E:PART NO. DELETION K:REQUIRED NO. CORRECTION L:APPLICATION SERIAL NO. CORRECTION  
M:PART DESCRIPTION CORRECTION T:APPLICATION CORRECTION Z:REMARKS CHANGE



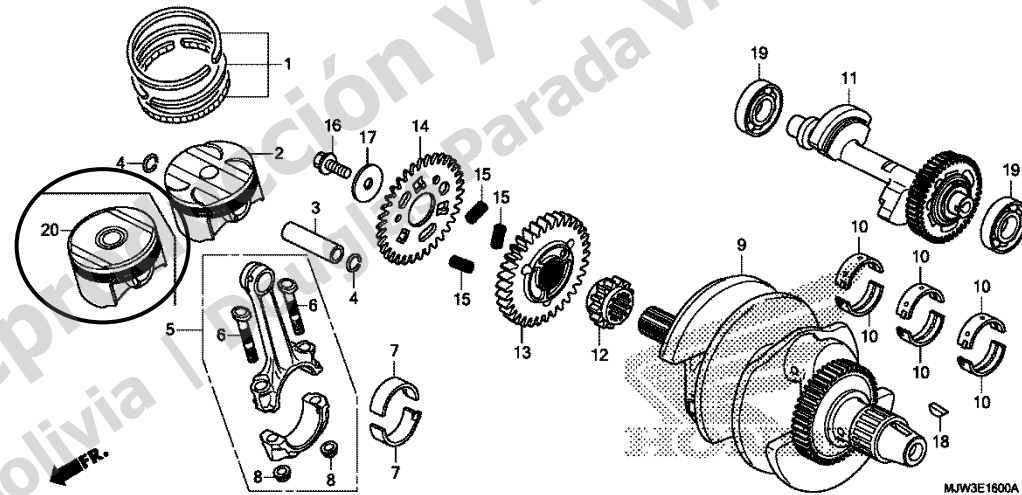
PARTS CATALOGUE NEWS

BOOKNo. :13MJWG31

Block No.	Ref. No.	Part No.	Description	Reqd. QTY				Base Part No.	Parts catalogue code
				CB500 X G	XA G	CB400 X G	XA G		
E-2	11	90010-GHB-700	BOLT, FLANGE, 6X35.....	-	-	2	2	90011-MGZ-J00	2SI, SI
E-8	12	22401-MGZ-K00	SPRING, CLUTCH.....	-	-	4	4	22401-MM9-000	2SI, SI
E-14	12	90006-GHB-680	BOLT, FLANGE, 6X28 (NSHF).....	-	-	12	12	90010-MGZ-J00	2SI, SI
	13	90019-MB0-000	BOSS, OIL FILTER.....	-	-	1	1	90019-MGZ-J00	2SI, SI
E-15	1	11000-MJW-H90	CRANKCASE SET.....	-	1	-	-	11000-MGZ-J81	3CH, CH

E-16 CRANK SHAFT/PISTON

Ref. No.	(Relative ref. Number)	Description	FRT
2	(1, 3, 4, 5, 7, 20)		
1111T9		PISTON AND/OR RING SET AND/OR BEARING AND/OR ROD .....	6.5
		. INCLUDES: Engine removal and installation	
		. INCLUDES: Inspection/Measurement/Cleaning	
1111X9		PISTON AND/OR RING SET AND/OR BEARING AND/OR ROD .....	7.0
		:FOR 1 VEHICLE .....	
		. INCLUDES: Engine removal and installation	
		. INCLUDES: Inspection/Measurement/Cleaning	



E-16	1	RING SET, PISTON (0.25).....	-	-	(0)	(0)	13021-MEE-305	2SI, SI
	2	PISTON (STD.).....	-	-	0	0	13101-MGZ-D00	2SI, SI
		PISTON (0.25).....	-	-	(0)	(0)	13102-MGZ-305	2SI, SI
	5	13210-MGZ-K00 ROD ASSY., CONNECTING.....	-	-	2	2	13210-MGZ-D00	2SI, SI
	9	13300-MGZ-K01 CRANKSHAFT COMP.....	-	-	1	1	13300-MGZ-D01	2SI, SI
	11	13420-MGZ-K00 SHAFT COMP., BALANCER (40T)....	-	-	1	1	13420-MGZ-D01	2SI, SI
	20	13101-MGZ-K00 PISTON (STD.).....	-	-	2	2		2SI, SI

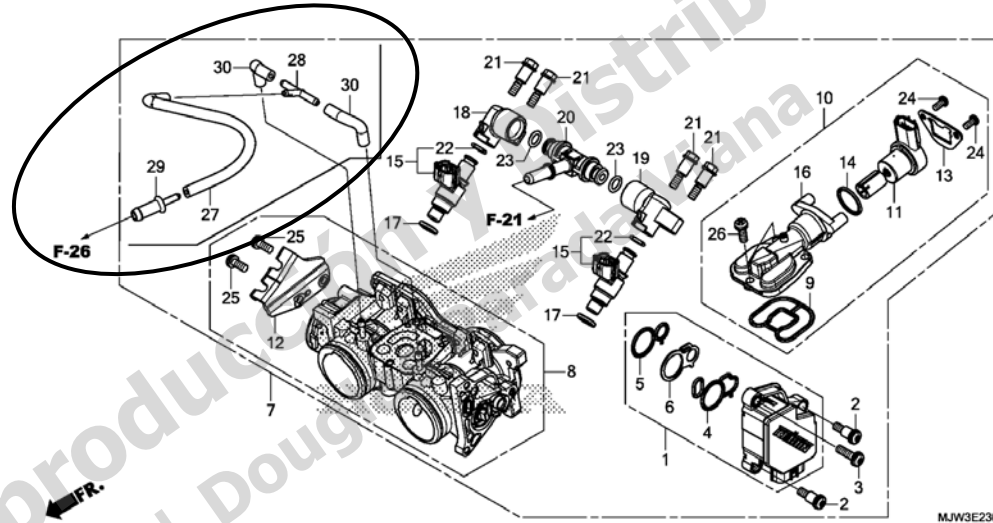
NOTE A:PART NO. CHANGE D:NEWLY PROVIDED E:PART NO. DELETION K:REQUIRED NO. CORRECTION L:APPLICATION SERIAL NO. CORRECTION  
M:PART DESCRIPTION CORRECTION T:APPLICATION CORRECTION Z:REMARKS CHANGE

PARTS CATALOGUE NEWS

BOOKNo. :13MJWG31

Block No.	Ref. No.	Part No.	Description	Reqd. QTY				Base Part No.	Parts catalogue code
				CB500 X G	XA G	CB400 X G	XA G		
E-19	14	90021-MM5-000	BOLT-WASHER, 6X12.....	-	-	2	2	90021-MGZ-J00	2SI, SI
E-21	2	19305-KV3-010	RUBBER, THERMOSTAT.....	-	-	1	1	19305-MGZ-J01	2SI, SI

E-23 THROTTLE BODY



E-23	7	16400-MJW-J01	BODY ASSY., THROTTLE (QBBSA A)	-	1	-	-	16400-MJW-L01	3CH, CH
	8	16410-MJW-J01	BODY SET.....	-	1	-	-	16410-MJW-L01	3CH, CH
	27	16482-MGZ-A01	TUBE, PURGE.....	-	1	-	-		3CH, CH
	28	17201-MG9-000	JOINT A, VACUUM TUBE.....	-	1	-	-		3CH, CH
	29	19126-KM1-010	JOINT, TUBE.....	-	1	-	-		3CH, CH
	30	95005-35045-20	TUBE, 3.5X45 (95005-35001-20M)	-	2	-	-		3CH, CH
EOP-1	1		GASKET KIT A.....	-	-	-	0	06111-MGZ-K00	2SI, SI
			GASKET KIT A.....	-	0	-	-	06111-MGZ-K00	3CH, CH
			GASKET, CYLINDER HEAD.....	-	-	-	0	12251-MGZ-J01	2SI, SI
			GASKET, CYLINDER HEAD.....	-	0	-	-	12251-MGZ-J01	3CH, CH

NOTE A:PART NO. CHANGE D:NEWLY PROVIDED E:PART NO.DELETION K:REQUIRED NO. CORRECTION L:APPLICATION SERIAL NO. CORRECTION  
M:PART DESCRIPTION CORRECTION T:APPLICATION CORRECTION Z:REMARKS CHANGE

## PARTS CATALOGUE NEWS

BOOKNo. :13MJWG31

Block No.	Ref. No.	Part No.	Description	Reqd. QTY				Base Part No.	Parts catalogue code
				CB500 X G	XA G	CB400 X G	XA G		
			CAP, CYLINDER HEAD COVER.....	-	-	-	0	12331-MGZ-J00	2SI, SI
			CAP, CYLINDER HEAD COVER.....	-	0	-	-	12331-MGZ-J00	3CH, CH
			GASKET COMP., CYLINDER HEAD COVER	-	-	-	0	12391-MGZ-J00	2SI, SI
			GASKET COMP., CYLINDER HEAD COVER	-	0	-	-	12391-MGZ-J00	3CH, CH
			GASKET, EX. PIPE.....	-	-	-	0	18291-MN4-920	2SI, SI
			GASKET, EX. PIPE.....	-	0	-	-	18291-MN4-920	3CH, CH
			RUBBER, THERMOSTAT.....	-	-	-	0	19305-KV3-010	2SI, SI
			RUBBER, THERMOSTAT.....	-	0	-	-	19305-KV3-010	3CH, CH
			WASHER, 12. 2X17X1. 5.....	-	-	-	0	90418-KYJ-900	2SI, SI
			WASHER, 12. 2X17X1. 5.....	-	0	-	-	90418-KYJ-900	3CH, CH
			RUBBER, MOUNTING.....	-	-	-	0	90543-MV9-670	2SI, SI
			RUBBER, MOUNTING.....	-	0	-	-	90543-MV9-670	3CH, CH
EOP-2	1		GASKET KIT B.....	-	-	-	0	06112-MJW-J00	2SI, SI
			GASKET KIT B.....	-	0	-	-	06112-MJW-J00	3CH, CH
			GASKET, TENSIONER HOLE.....	-	-	-	0	14560-MGZ-J01	2SI, SI
			GASKET, TENSIONER HOLE.....	-	0	-	-	14560-MGZ-J01	3CH, CH
			PACKING, OIL STRAINER.....	-	-	-	0	15154-MAT-000	2SI, SI
			PACKING, OIL STRAINER.....	-	0	-	-	15154-MAT-000	3CH, CH
			GASKET, WATER PUMP BODY.....	-	-	-	0	19226-MGZ-J00	2SI, SI
			GASKET, WATER PUMP BODY.....	-	0	-	-	19226-MGZ-J00	3CH, CH
			WASHER, SEALING, 8MM.....	-	-	-	0	90442-028-000	2SI, SI
			WASHER, SEALING, 8MM.....	-	0	-	-	90442-028-000	3CH, CH
			WASHER, SEALING, 6MM.....	-	-	-	0	90442-397-000	2SI, SI

NOTE A:PART NO. CHANGE D:NEWLY PROVIDED E:PART NO.DELETION K:REQUIRED NO. CORRECTION L:APPLICATION SERIAL NO. CORRECTION  
M:PART DESCRIPTION CORRECTION T:APPLICATION CORRECTION Z:REMARKS CHANGE

## PARTS CATALOGUE NEWS

BOOKNo. :13MJWG31

Block No.	Ref. No.	Part No.	Description	Reqd. QTY				Base Part No.	Parts catalogue code
				CB500 X G	XA G	CB400 X G	XA G		
			WASHER, SEALING, 6MM. ....	-	0	-	-	90442-397-000	3CH, CH
			WASHER, NEUTRAL. ....	-	-	-	0	90443-MJ6-000	2SI, SI
			WASHER, NEUTRAL. ....	-	0	-	-	90443-MJ6-000	3CH, CH
			WASHER, SEALING, 6MM. ....	-	-	-	0	90463-MEE-000	2SI, SI
			WASHER, SEALING, 6MM. ....	-	0	-	-	90463-MEE-000	3CH, CH
			WASHER, SEALING, 6.5MM. ....	-	-	-	0	90463-ML7-000	2SI, SI
			WASHER, SEALING, 6.5MM. ....	-	0	-	-	90463-ML7-000	3CH, CH
			O-RING, 48.1X3.6 (ARAI).....	-	-	-	0	91301-ML7-003	2SI, SI
			O-RING, 48.1X3.6 (ARAI).....	-	0	-	-	91301-ML7-003	3CH, CH
			O-RING, 32.95X2.62 (ARAI).....	-	-	-	0	91302-MB0-013	2SI, SI
			O-RING, 32.95X2.62 (ARAI).....	-	0	-	-	91302-MB0-013	3CH, CH
			O-RING, 14.8X2.4 (ARAI).....	-	-	-	0	91303-KF0-003	2SI, SI
			O-RING, 14.8X2.4 (ARAI).....	-	0	-	-	91303-KF0-003	3CH, CH
			O-RING, 23X2.4. ....	-	-	-	0	91304-MCP-900	2SI, SI
			O-RING, 23X2.4. ....	-	0	-	-	91304-MCP-900	3CH, CH
			O-RING, 3.2X1.1. ....	-	-	-	0	91305-MCJ-751	2SI, SI
			O-RING, 3.2X1.1. ....	-	0	-	-	91305-MCJ-751	3CH, CH
			O-RING, 18X3. ....	-	-	-	0	91307-035-000	2SI, SI
			O-RING, 18X3. ....	-	0	-	-	91307-035-000	3CH, CH
			O-RING, 24.4X3.1 (ARAI).....	-	-	-	0	91309-425-003	2SI, SI
			O-RING, 24.4X3.1 (ARAI).....	-	0	-	-	91309-425-003	3CH, CH
			O-RING, 14.7X2.2 (ARAI).....	-	-	-	0	91313-MB0-003	2SI, SI
			O-RING, 14.7X2.2 (ARAI).....	-	0	-	-	91313-MB0-003	3CH, CH
			WASHER, DRAIN PLUG, 12MM. ....	-	-	-	0	94109-12000	2SI, SI

NOTE A:PART NO. CHANGE D:NEWLY PROVIDED E:PART NO. DELETION K:REQUIRED NO. CORRECTION L:APPLICATION SERIAL NO. CORRECTION  
M:PART DESCRIPTION CORRECTION T:APPLICATION CORRECTION Z:REMARKS CHANGE

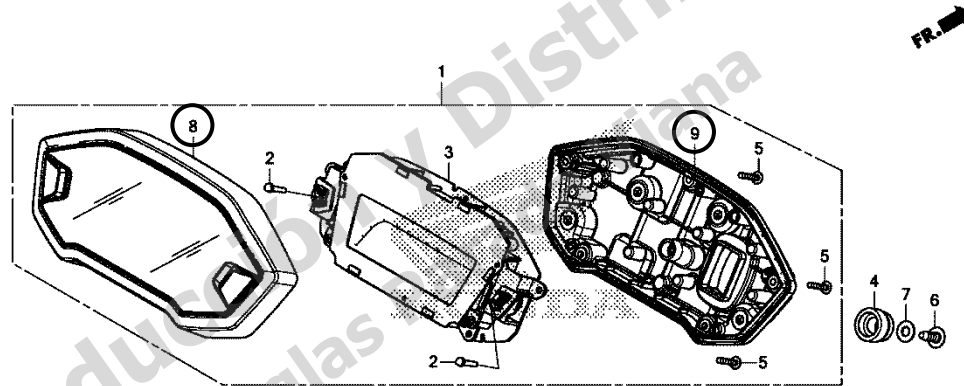
PARTS CATALOGUE NEWS

BOOKNo. :13MJWG31

Block No.	Ref. No.	Part No.	Description	Reqd. QTY				Base Part No.	Parts catalogue code
				CB500 X G	XA G	CB400 X G	XA G		
			WASHER, DRAIN PLUG, 12MM.....	-	0	-	-	94109-12000	3CH, CH
F-1	1	33100-MJW-H92	HEADLIGHT ASSY.....	-	1	-	-	33100-MJW-J81	3CH, CH

F-2 METER

Ref. No.	(Relative ref. Number) LON Description	FRT
8	8121B4 CASE, METER :UPPER .....	0.7
9	8121B5 CASE, METER :LOWER .....	0.7



MJW3F0200A

F-2	1	37100-MGZ-K82	METER ASSY., COMBINATION (KPH).....	-	-	1	-	37100-MJW-M81	2SI, SI
		37100-MGZ-K93	METER ASSY., COMBINATION (KPH).....	-	-	-	1	37100-MJW-D91	2SI, SI
	3	37130-MGZ-K81	METER COMP., LCD (KPH).....	-	-	1	-	37130-MJW-M81	2SI, SI
		37130-MGZ-K92	METER COMP., LCD (KPH).....	-	-	-	1	37130-MJW-D91	2SI, SI
	8	37610-MGZ-A81	CASE ASSY., UPPER.....	-	-	1	1		2SI, SI
	9	37620-MGZ-A02	CASE ASSY., UNDER.....	-	-	1	1		2SI, SI
F-3	2	88210-MJW-H50	MIRROR COMP., R. BACK.....	-	1	-	-	88210-MGZ-J40	3CH, CH
	3	88220-MJW-H50	MIRROR COMP., L. BACK.....	-	1	-	-	88220-MGZ-J40	3CH, CH
F-4	4	35130-MJW-A81	SWITCH ASSY., ENGINE STOP.....	-	-	1	1	35130-MJW-D91	2SI, SI
		35130-MJW-H91	SWITCH ASSY., ENGINE STOP.....	-	1	-	-	35130-MJW-D91	3CH, CH

NOTE A:PART NO. CHANGE D:NEWLY PROVIDED E:PART NO.DELETION K:REQUIRED NO. CORRECTION L:APPLICATION SERIAL NO. CORRECTION  
M:PART DESCRIPTION CORRECTION T:APPLICATION CORRECTION Z:REMARKS CHANGE

## PARTS CATALOGUE NEWS

BOOKNo. :13MJWG31

Block No.	Ref. No.	Part No.	Description	Reqd. QTY				Base Part No.	Parts catalogue code
				CB500 X G	XA G	CB400 X G	XA G		
	6	35200-MJW-H91	SWITCH ASSY., WINKER.....	-	1	-	-	35200-MJW-D91	3CH, CH
		35200-MJW-K81	SWITCH ASSY., WINKER.....	-	-	1	1	35200-MJW-D91	2SI, SI
F-5-10	2	45125-MJW-H91	HOSE COMP. A, FR. BRAKE.....	-	1	-	-	45125-MJW-J91	3CH, CH
	3	45126-MJW-H11	HOSE COMP. B, FR. BRAKE.....	-	1	-	-	45126-MJW-J11	3CH, CH
F-7	1	30430-MJW-H11	RECEIVER UNIT.....	-	1	-	-	30430-MJW-J01	3CH, CH
		30430-MJW-S81	RECEIVER UNIT.....	-	-	1	1	30430-MJW-J01	2SI, SI
	23	90165-MCJ-000	BOLT, FLANGE, 8X40.....	-	-	2	2	90108-KZZ-900	2SI, SI
F-9	5	90102-MFG-D00	BOLT, FLANGE, 10X40.....	-	-	2	2	90104-MGZ-J00	2SI, SI
F-10	1	33741-KSH-901	REFLECTOR, FR. REFLEX (AMBER)...	-	2	-	-	33741-KTG-U01	3CH, CH
			REFLECTOR, FR. REFLEX (AMBER)...	-	-	0	0	33741-KTG-U01	2SI, SI
	2		STAY, R. FR. SIDE REFLECTOR...	-	-	0	0	60114-MGZ-A00	2SI, SI
	3		STAY, L. FR. SIDE REFLECTOR...	-	-	0	0	60115-MGZ-A00	2SI, SI
	4	61101-MGZ-J01ZV	FENDER, FR. *NHA86M*. MAT BALLISTIC BLACK METALLIC	-	-	1	-		2SI, SI
			FENDER, FR. *NH436M*. MAT GUNPOWDER BLACK METALLIC	-	-	0	-	61101-MGZ-J01ZG	2SI, SI
	10	61110-MJW-K10ZE	FENDER SET, FR. (WL) *TYPE3*.....	-	-	-	1		2SI, SI
			FENDER SET, FR. (WL) *TYPE5*.....	-	-	-	0	61110-MJW-J10ZB	2SI, SI
	11		COLLAR, SEAT SETTING.....	-	-	0	0	77103-MEE-000	2SI, SI
	12		RUBBER, RR. COWL MOUNTING..... (FR.)	-	-	0	0	80123-MER-D00	2SI, SI
	13	90010-MGZ-J00	BOLT, FLANGE, 6X28 (NSHF).....	-	-	2	2		2SI, SI
	16		BOLT, FLANGE, 6X30.....	-	-	0	0	90131-MGZ-J00	2SI, SI
	17		NUT, U, 6MM.....	-	-	0	0	90301-782-000	2SI, SI

NOTE A:PART NO. CHANGE D:NEWLY PROVIDED E:PART NO.DELETION K:REQUIRED NO. CORRECTION L:APPLICATION SERIAL NO. CORRECTION  
M:PART DESCRIPTION CORRECTION T:APPLICATION CORRECTION Z:REMARKS CHANGE

## PARTS CATALOGUE NEWS

BOOKNo. :13MJWG31

Block No.	Ref. No.	Part No.	Description	Reqd. QTY				Base Part No.	Parts catalogue code
				CB500 X G	XA G	CB400 X G	XA G		
	18		WASHER, PLAIN, 6MM.....	-	-	0	0	94101-06700	2SI, SI
F-11	1	51400-MJW-J41	FORK ASSY., R. FR. (SHOWA).....	-	-	1	1	51400-MJW-J81	2SI, SI
	2	51401-MJW-J41	SPRING, FR. FORK (SHOWA).....	-	-	2	2	51401-MJW-J81	2SI, SI
	4	51410-MJW-J41	PIPE COMP., FR. FORK (SHOWA)...	-	-	2	2	51410-MJW-J81	2SI, SI
	12	51440-MJW-J41	PIPE, SEAT (SHOWA).....	-	-	2	2	51440-MJW-J81	2SI, SI
	14	51450-MJW-J01	BOLT ASSY., FR. FORK (SHOWA)...	-	-	2	2	51450-MR8-003	2SI, SI
	16	51500-MJW-J41	FORK ASSY., L. FR. (SHOWA).....	-	-	1	1	51500-MJW-J81	2SI, SI
F-15-1	1	43310-MJW-H11	HOSE COMP. A, RR. BRAKE.....	-	1	-	-	43310-MGZ-J11	3CH, CH
	2	43313-MJW-H11	HOSE COMP. B, RR. BRAKE.....	-	1	-	-	43313-MJW-J11	3CH, CH
F-19	2	41201-MGZ-K00	SPROCKET, FINAL DRIVEN (45T)...	-	-	1	1	41201-MGZ-D00	2SI, SI
	11	42711-MJW-K81	TIRE, RR. (DUNLOP) (160/60ZR17 M/C 69W)	-	-	1	1	42711-MJW-J81	2SI, SI
	12	42753-ML7-004	VALVE, RIM (DUNLOP).....	-	-	1	1	42753-KWF-901	2SI, SI
	17	90306-KF0-003	NUT, FLANGE, 12MM (FUSERASHI)...	-	-	5	5	90306-KGH-901	2SI, SI

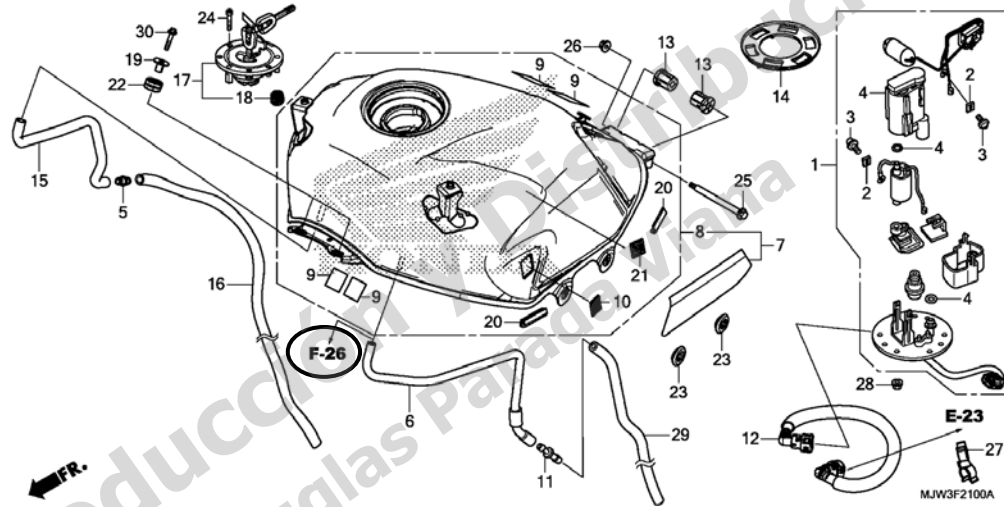
NOTE A:PART NO. CHANGE D:NEWLY PROVIDED E:PART NO.DELETION K:REQUIRED NO. CORRECTION L:APPLICATION SERIAL NO. CORRECTION  
M:PART DESCRIPTION CORRECTION T:APPLICATION CORRECTION Z:REMARKS CHANGE

PARTS CATALOGUE NEWS

BOOKNo. :13MJWG31

Block No.	Ref. No.	Part No.	Description	Reqd. QTY				Base Part No.	Parts catalogue code
				CB500 X G	XA G	CB400 X G	XA G		

F-21 FUEL TANK/FUEL PUMP



F-21	6		TUBE, FUEL TANK BREATHER.....	-	0	-	17418-MGZ-J00	3CH, CH
	7	17500-MJW-690ZA	TANK ASSY., FUEL (WL) *TYPE2*	-	-	1		2SI
		17500-MJW-690ZB	TANK ASSY., FUEL (WL) *TYPE1*	-	-	-	17500-MJW-880ZD	2SI
		17500-MJW-690ZB	TANK ASSY., FUEL (WL) *TYPE1*	-	-	1		2SI
			TANK ASSY., FUEL (WL) *TYPE4*	-	-	0	17500-MJW-880ZA	2SI
			TANK ASSY., FUEL (WL) *TYPE4*	-	0	-	17500-MJW-880ZA	3CH
			TANK ASSY., FUEL (WL) *TYPE3*	-	-	0	17500-MJW-880ZB	2SI
	8	17500-MJW-J80ZE	TANK ASSY., FUEL *NH436M* MAT GUNPOWDER BLACK METALLIC	-	1	-		CH

NOTE A:PART NO. CHANGE D:NEWLY PROVIDED E:PART NO. DELETION K:REQUIRED NO. CORRECTION L:APPLICATION SERIAL NO. CORRECTION  
M:PART DESCRIPTION CORRECTION T:APPLICATION CORRECTION Z:REMARKS CHANGE



## PARTS CATALOGUE NEWS

BOOKNo. :13MJWG31

Block No.	Ref. No.	Part No.	Description	Reqd. QTY				Base Part No.	Parts catalogue code
				CB500 X G	XA G	CB400 X G	XA G		
		17500-MJW-K80ZA	TANK ASSY., FUEL *NHA86M* MAT BALLISTIC BLACK METALLIC	-	-	1	1	SI	
			TANK ASSY., FUEL *R4C*.....CANDY RUBY RED	-	0	-	-	17500-MJW-J80ZD CH	
			TANK ASSY., FUEL *R4C*.....CANDY RUBY RED	-	-	-	0	17500-MJW-J80ZD SI	
			TANK ASSY., FUEL *NH436M* MAT GUNPOWDER BLACK METALLIC	-	-	0	-	17500-MJW-J80ZE SI	
	11		JOINT, FUEL TUBE.....	-	0	-	-	17561-KVG-900 3CH, CH	
	29		TUBE, 7.3X640.....	-	0	-	-	95005-75640-20 3CH, CH	
F-23-10	2	77240-MJW-J80ZC	COWL SET, R. RR. (WL) *TYPE1*.....	-	1	-	-	CH	
		77240-MJW-K80ZA	COWL SET, R. RR. (WL) *TYPE1*.....	-	-	1	-	77240-MJW-J80ZC SI	
		77240-MJW-K80ZA	COWL SET, R. RR. (WL) *TYPE1*.....	-	-	-	1	SI	
			COWL SET, R. RR. (WL) *TYPE3*.....	-	0	-	-	77240-MJW-J80ZA CH	
			COWL SET, R. RR. (WL) *TYPE3*.....	-	-	-	0	77240-MJW-J80ZA SI	
	3	77241-MGZ-J80ZC	COWL, R. RR. *NHB38M* MAT ALTAIR SILVER METALLIC	-	-	1	1	2SI	
			COWL, R. RR. *NHA40M* MAT KRYPTON SILVER METALLIC	-	-	0	0	77241-MGZ-J80ZB 2SI	
	4	77250-MJW-J80ZC	COWL SET, L. RR. (WL) *TYPE1*.....	-	1	-	-	CH	
		77250-MJW-K80ZA	COWL SET, L. RR. (WL) *TYPE1*.....	-	-	1	-	77250-MJW-J80ZC SI	

NOTE A:PART NO. CHANGE D:NEWLY PROVIDED E:PART NO.DELETION K:REQUIRED NO. CORRECTION L:APPLICATION SERIAL NO. CORRECTION  
M:PART DESCRIPTION CORRECTION T:APPLICATION CORRECTION Z:REMARKS CHANGE

## PARTS CATALOGUE NEWS

BOOKNo. :13MJWG31

Block No.	Ref. No.	Part No.	Description	Reqd. QTY				Base Part No.	Parts catalogue code
				CB500 X G	XA G	CB400 X G	XA G		
		77250-MJW-K80ZA	COWL SET, L. RR. (WL) *TYPE1*.....	-	-	-	1	SI	
			COWL SET, L. RR. (WL) *TYPE3*.....	-	0	-	-	77250-MJW-J80ZA CH	
			COWL SET, L. RR. (WL) *TYPE3*.....	-	-	-	0	77250-MJW-J80ZA SI	
	5	77251-MJW-J80ZC	COWL, L. RR. *NHB38M* MAT ALTAIR SILVER METALLIC	-	-	1	1	2SI	
			COWL, L. RR. *NHA40M* MAT KRYPTON SILVER METALLIC	-	-	0	0	77251-MJW-J80ZB 2SI	
F-24	2	83510-MJW-690ZA	COVER ASSY., R. SIDE (WL) *TYPE2*.....	-	-	1	1	2SI	
		83510-MJW-690ZB	COVER ASSY., R. SIDE (WL) *TYPE1*.....	-	-	-	1	83510-MJW-880ZD 2SI	
		83510-MJW-690ZB	COVER ASSY., R. SIDE (WL) *TYPE1*.....	-	-	1	-	2SI	
			COVER SET, R. SIDE (WL) *TYPE4*.....	-	-	0	0	83510-MJW-880ZA 2SI	
			COVER SET, R. SIDE (WL) *TYPE4*.....	-	0	-	-	83510-MJW-880ZA 3CH	
			COVER SET, R. SIDE (WL) *TYPE3*.....	-	-	0	-	83510-MJW-880ZB 2SI	
	3	83511-MJW-J80ZB	COVER A, R. SIDE *NH436M* MAT GUNPOWDER BLACK METALLIC	-	1	-	-	CH	
		83511-MJW-J80ZG	COVER A, R. SIDE *NHA86M* MAT BALLISTIC BLACK METALLIC	-	-	1	1	SI	
			COVER A, R. SIDE *R4C*..... CANDY RUBY RED	-	0	-	-	83511-MJW-J80ZA CH	
			COVER A, R. SIDE *R4C*..... CANDY RUBY RED	-	-	-	0	83511-MJW-J80ZA SI	

NOTE A:PART NO. CHANGE D:NEWLY PROVIDED E:PART NO. DELETION K:REQUIRED NO. CORRECTION L:APPLICATION SERIAL NO. CORRECTION  
M:PART DESCRIPTION CORRECTION T:APPLICATION CORRECTION Z:REMARKS CHANGE

## PARTS CATALOGUE NEWS

BOOKNo. :13MJWG31

Block No.	Ref. No.	Part No.	Description	Reqd. QTY				Base Part No.	Parts catalogue code
				CB500 X G	XA G	CB400 X G	XA G		
			COVER A, R. SIDE *NH436M* MAT GUNPOWDER BLACK METALLIC	-	-	0	-	83511-MJW-J80ZB	SI
	5	83610-MJW-690ZA	COVER ASSY., L. SIDE (WL) *TYPE2*.....	-	-	1	1		2SI
		83610-MJW-690ZB	COVER ASSY., L. SIDE (WL) *TYPE1*.....	-	-	-	1	83610-MJW-880ZD	2SI
		83610-MJW-690ZB	COVER ASSY., L. SIDE (WL) *TYPE1*.....	-	-	1	-		2SI
			COVER SET, L. SIDE (WL) *TYPE4*.....	-	-	0	0	83610-MJW-880ZA	2SI
			COVER SET, L. SIDE (WL) *TYPE4*.....	-	0	-	-	83610-MJW-880ZA	3CH
			COVER SET, L. SIDE (WL) *TYPE3*.....	-	-	0	-	83610-MJW-880ZB	2SI
	6	83611-MJW-J80ZB	COVER A, L. SIDE *NH436M* MAT GUNPOWDER BLACK METALLIC	-	1	-	-		CH
		83611-MJW-J80ZG	COVER A, L. SIDE *NHA86M* MAT BALLISTIC BLACK METALLIC	-	-	1	1		SI
			COVER A, L. SIDE *R4C*..... CANDY RUBY RED	-	0	-	-	83611-MJW-J80ZA	CH
			COVER A, L. SIDE *R4C*..... CANDY RUBY RED	-	-	-	0	83611-MJW-J80ZA	SI
			COVER A, L. SIDE *NH436M* MAT GUNPOWDER BLACK METALLIC	-	-	0	-	83611-MJW-J80ZB	SI

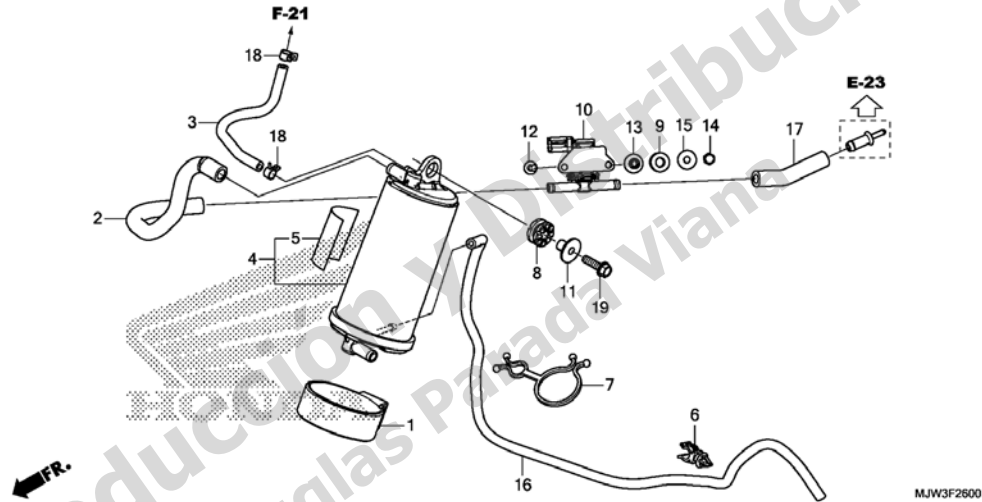
NOTE A:PART NO. CHANGE D:NEWLY PROVIDED E:PART NO. DELETION K:REQUIRED NO. CORRECTION L:APPLICATION SERIAL NO. CORRECTION  
M:PART DESCRIPTION CORRECTION T:APPLICATION CORRECTION Z:REMARKS CHANGE

BOOKNo. :13MJWG31

Block No.	Ref. No.	Part No.	Description	Reqd. QTY				Base Part No.	Parts catalogue code
				CB500 X G	XA G	CB400 X G	XA G		

**F-26 CANISTER**

Ref. No.	LON	(Relative ref. Number) Description	FRT
4	3141A4	CANISTER .....	0.3
10	3141A9	VALVE, PURGE CONTROL .....	1.1



F-26	1	17411-MGZ-A00	RUBBER, CANISTER MOUNT.....	-	1	-	-	3CH, CH
	2	17414-MGZ-A00	TUBE (PCV-CANISTER).....	-	1	-	-	3CH, CH
	3	17418-MGZ-T10	TUBE, CANISTER.....	-	1	-	-	3CH, CH
	4	17420-MJW-J01	CANISTER COMP. ....	-	1	-	-	3CH, CH
	5	17528-KCZ-930	TAPE B, TANK GUARD.....	-	1	-	-	3CH, CH
	6	17938-SE0-941	CLIP, THROTTLE WIRE.....	-	1	-	-	3CH, CH
	7	32109-MCF-000	LOCK, PURSE.....	-	1	-	-	3CH, CH
	8	33115-KVK-900	RUBBER, HEADLIGHT.....	-	1	-	-	3CH, CH
	9	36037-MGZ-A00	RUBBER, PURGE CONTROL SOLENOID	-	2	-	-	3CH, CH
	10	36162-MKA-D81	VALVE, PURGE CONTROL SOLENOID.	-	1	-	-	3CH, CH
	11	61104-428-000	COLLAR, FR. FENDER.....	-	1	-	-	3CH, CH
	12	90002-KWB-600	BOLT, FLANGE, 5X12.....	-	2	-	-	3CH, CH

NOTE A:PART NO. CHANGE D:NEWLY PROVIDED E:PART NO.DELETION K:REQUIRED NO. CORRECTION L:APPLICATION SERIAL NO. CORRECTION  
M:PART DESCRIPTION CORRECTION T:APPLICATION CORRECTION Z:REMARKS CHANGE

## PARTS CATALOGUE NEWS

BOOKNo. :13MJWG31

Block No.	Ref. No.	Part No.	Description	Reqd. QTY				Base Part No.	Parts catalogue code
				CB500 X G	XA G	CB400 X G	XA G		
	13	90505-MGZ-A00	COLLAR.....	-	2	-	-	3CH, CH	
	14	94021-05000-0S	NUT, CAP, 5MM.....	-	2	-	-	3CH, CH	
	15	94103-05800	WASHER, PLAIN, 5MM.....	-	2	-	-	3CH, CH	
	16	95001-45850-40	HOSE, FUEL, 4.5X850.....	-	1	-	-	3CH, CH	
	17	95001-75080-40	TUBE, FUEL, 7.3X80 (95001-75001-60M)	-	1	-	-	3CH, CH	
	18	95002-40800-08	CLAMP, TUBE (D8).....	-	2	-	-	3CH, CH	
	19	95701-06022-08	BOLT, FLANGE, 6X22.....	-	1	-	-	3CH, CH	
F-27	1	18150-MJW-K80	PIPE COMP., EX.....	-	-	1	1	18150-MJW-J80 2SI, SI	
F-31	2	50530-MGZ-K80	BAR COMP., SIDE STAND.....	-	-	1	1	50530-MGZ-J00 2SI, SI	
F-32	3	40540-MGS-D31	CHAIN, DRIVE (DID520V0-120ZB).. (STANDARD LINK 114L)	-	-	1	1	40540-MGS-D31 2SI, SI	
	16	90305-GE8-003	NUT, U, 14MM.....	-	-	1	1	90305-KCJ-951 2SI, SI	
F-33	1	52400-MGZ-K81	CUSHION ASSY., RR. (SHOWA).....	-	-	1	1	52400-MJW-J01 2SI, SI	
	8	90304-GE8-003	NUT, U, 10MM (FUSE RASHI).....	-	-	5	5	90304-KGH-901 2SI, SI	

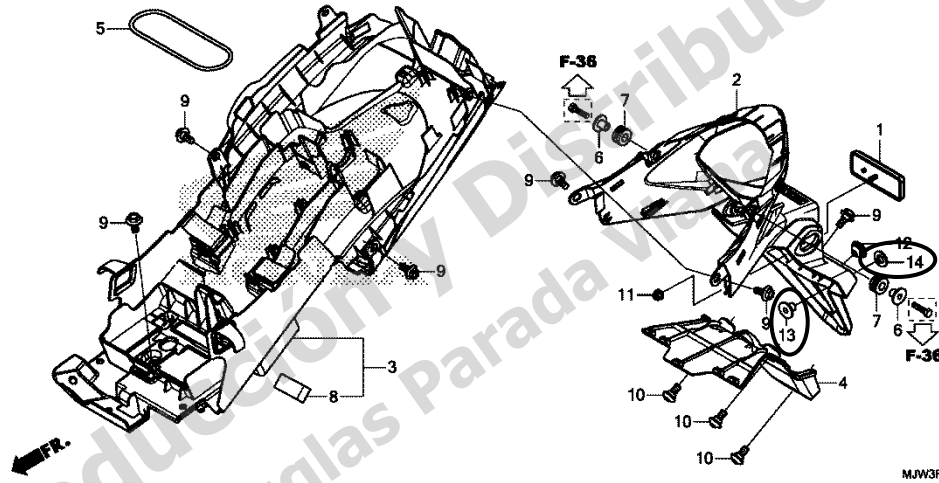
NOTE A:PART NO. CHANGE D:NEWLY PROVIDED E:PART NO.DELETION K:REQUIRED NO. CORRECTION L:APPLICATION SERIAL NO. CORRECTION  
M:PART DESCRIPTION CORRECTION T:APPLICATION CORRECTION Z:REMARKS CHANGE

PARTS CATALOGUE NEWS

BOOKNo. :13MJWG31

Block No.	Ref. No.	Part No.	Description	Reqd. QTY				Base Part No.	Parts catalogue code
				CB500 X G	XA G	CB400 X G	XA G		

F-34 REAR FENDER



MJW3F3400A

F-34	1	33742-KVJ-911	REFLECTOR, RR. REFLEX.....	-	1	-	-	33741-KPL-902	3CH, CH
	2	80100-MGZ-J01ZA	FENDER SET A, RR. (WL) *TYPE1*.....	-	1	1	-	80100-MGZ-D01ZA	2SI, SI
		80100-MJV-H01ZA	FENDER SET A, RR. (WL) *TYPE1*.....	-	1	-	-	80100-MGZ-D01ZA	3CH, CH
	12	90852-KPP-T00	PLUG, HOLE.....	-	-	1	1		2SI, SI
	13	44125-MN5-000	COLLAR, FR. WHEEL COVER.....	-	-	2	2		2SI, SI
	14	94103-06800	WASHER, PLAIN, 6MM.....	-	-	2	2		2SI, SI

NOTE A:PART NO. CHANGE D:NEWLY PROVIDED E:PART NO.DELETION K:REQUIRED NO. CORRECTION L:APPLICATION SERIAL NO. CORRECTION  
M:PART DESCRIPTION CORRECTION T:APPLICATION CORRECTION Z:REMARKS CHANGE

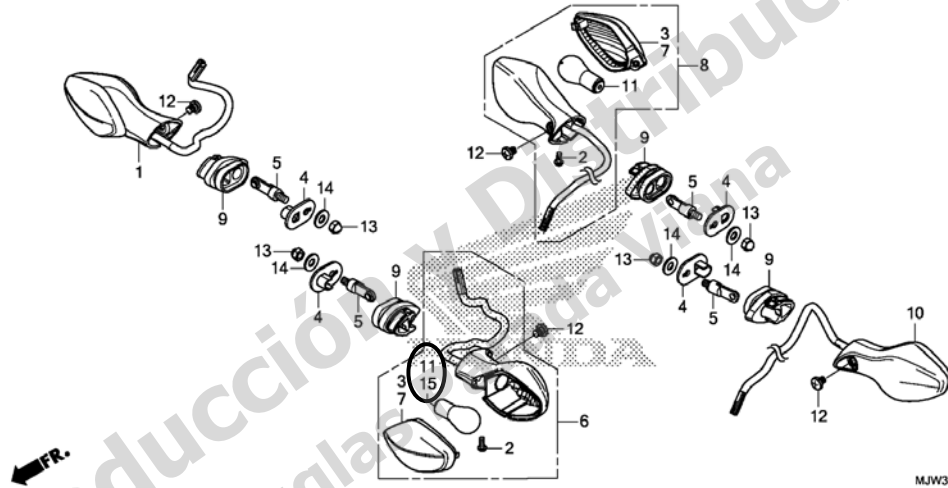
PARTS CATALOGUE NEWS

BOOKNo. :13MJWG31

Block No.	Ref. No.	Part No.	Description	Reqd. QTY		Base Part No.	Parts catalogue code
				CB500 X G	CB400 XA G		

F-35 WINKER

Ref. No.	(Relative ref. Number) Description	FRT
11	(3, 7, 15)	
616133	BULB, WINKER :FRONT .....	0.1
.NOTE: Same time for two units		
6161G0	BULB, WINKER :FOR 1 VEHICLE ..	0.2



MJW3F3500A

F-35	1	33400-MGZ-J43	WINKER ASSY., R. FR. (12V 21W/5W)	-	-	1	1	33400-MGZ-D43	2SI, SI
		33400-MJW-H91	WINKER ASSY., R. FR. (12V 21W).	-	1	-	-	33400-MGZ-D43	3CH, CH
	3	33404-MGS-J32	LENS COMP., R. WINKER..... (R. FR./L. RR.)	-	-	2	2	33404-MGS-D32	2SI, SI
	6	33450-MGZ-J43	WINKER ASSY., L. FR. (12V 21W/5W)	-	-	1	1	33450-MGZ-D43	2SI, SI
		33450-MJW-H91	WINKER ASSY., L. FR. (12V 21W).	-	1	-	-	33450-MGZ-D43	3CH, CH
	7	33454-MGS-J32	LENS COMP., L. WINKER..... (L. FR./R. RR.)	-	-	2	2	33454-MGS-D32	2SI, SI
	8	33600-MGZ-J03	WINKER ASSY., R. RR. (12V 21W).	-	-	1	1	33600-MGZ-D03	2SI, SI
		33600-MJW-H91	WINKER ASSY., R. RR. (12V 21W).	-	1	-	-	33600-MGZ-D03	3CH, CH
	10	33650-MGZ-J03	WINKER ASSY., L. RR. (12V 21W).	-	-	1	1	33650-MGZ-D03	2SI, SI
		33650-MJW-H91	WINKER ASSY., L. RR. (12V 21W).	-	1	-	-	33650-MGZ-D03	3CH, CH

NOTE A:PART NO. CHANGE D:NEWLY PROVIDED E:PART NO.DELETION K:REQUIRED NO. CORRECTION L:APPLICATION SERIAL NO. CORRECTION  
M:PART DESCRIPTION CORRECTION T:APPLICATION CORRECTION Z:REMARKS CHANGE

## PARTS CATALOGUE NEWS

BOOKNo. :13MJWG31

Block No.	Ref. No.	Part No.	Description	Reqd. QTY				Base Part No.	Parts catalogue code
				CB500 X G	XA G	CB400 X G	XA G		
	11	34904-MGZ-J01	BULB, WINKER LIGHT (P21W)..... (RR.)	-	-	2	2	34904-MGZ-D01	2SI, SI
			BULB, WINKER (AMBER) (12V 21W) (PY21W)	-	-	0	0		2SI, SI
	15	34906-MGZ-J01	BULB, TAILLIGHT (P21/5W) (LIFE ELEX) (FR.)	-	-	2	2		2SI, SI
F-36	8	33720-MJW-H91	LIGHT ASSY., LICENSE (12V 5W)...	-	1	-	-	33720-MGZ-J01	3CH, CH
	9	33721-KZL-931	COVER COMP., LICENSE.....	-	1	-	-	33722-KWN-901	3CH, CH
	11	33729-KPH-W00	PACKING, LENS.....	-	1	-	-	33729-MCZ-003	3CH, CH
	20	33609-KVR-C01	SCREW, TAPPING, 4.2X16.....	-	2	-	-	93901-24480	3CH, CH
F-37	1	31500-MCJ-642	BATTERY (YTZ10S) (GS YUASA).....	-	-	1	1	31500-ZS9-A61	2SI, SI
			BATTERY (YTZ10S) (GS YUASA).....	-	-	0	0	31500-MGZ-D01	2SI, SI
		31500-MGZ-H00	BATTERY (FTZ10S) (FURUKAWA).....	-	1	-	-	31500-MGZ-D01	3CH, CH
			BATTERY (FTZ10S) (FURUKAWA).....	-	0	-	-	31500-ZS9-A61	3CH, CH

NOTE A:PART NO. CHANGE D:NEWLY PROVIDED E:PART NO. DELETION K:REQUIRED NO. CORRECTION L:APPLICATION SERIAL NO. CORRECTION  
M:PART DESCRIPTION CORRECTION T:APPLICATION CORRECTION Z:REMARKS CHANGE

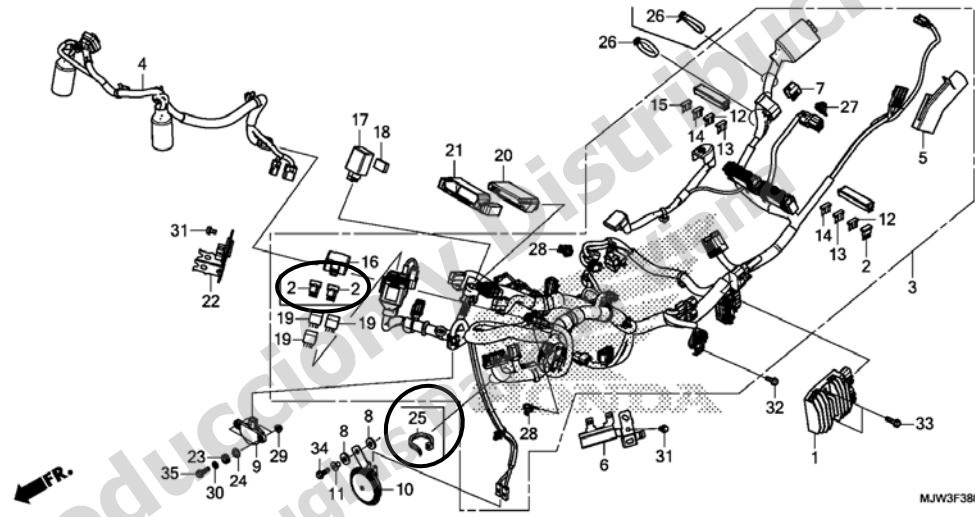


BOOKNo. :13MJWG31

Block No.	Ref. No.	Part No.	Description	Reqd. QTY		Base Part No.	Parts catalogue code
				CB500 X G	CB400 XA G		

**F-38 WIRE HARNESS**

Ref. No.	(Relative ref. Number) LON Description	FRT
2	6131B4 DIODE, THREE WAY ..... .NOTE: Fuse box side	0.2
	6131D8 DIODE, THREE WAY(A) ..... .NOTE: relay box side	0.3
	6131D8A .Replace 1 diode add .....	0.1



F-38	2	31730-MAS-601	DIODE ASSY., THREE WAY (SUMITOMO)	-	-	3	3	31730-MAS-601	2SI, SI
	3	32100-MJW-H90	HARNESS, WIRE.....	-	-	1	-	32100-MJW-M90	3CH, CH
		32100-MJW-S80	HARNESS, WIRE.....	-	-	1	-	32100-MJW-M80	2SI, SI
		32100-MJW-S90	HARNESS, WIRE.....	-	-	-	1	32100-MJW-M90	2SI, SI
	4	32103-MJW-H90	SUB HARNESS, FR.....	-	-	1	-	32103-MJW-J80	3CH, CH
	10	38110-MJW-H51	HORN COMP. (HIGH).....	-	-	1	-	38110-KPP-T01	3CH, CH
	20	38770-MJW-H91	PGM-FI UNIT.....	-	-	1	-	38770-MJW-U91	3CH, CH
		38770-MJW-S81	PGM-FI UNIT.....	-	-	1	1	38770-MJW-U91	2SI, SI
	25		BAND, WIRE, 165MM (BLACK).....	-	-	0	0	90651-KV6-003	2SI, SI
			BAND, WIRE, 165MM (BLACK).....	-	-	0	-	90651-KV6-003	3CH, CH

NOTE A:PART NO. CHANGE D:NEWLY PROVIDED E:PART NO. DELETION K:REQUIRED NO. CORRECTION L:APPLICATION SERIAL NO. CORRECTION  
M:PART DESCRIPTION CORRECTION T:APPLICATION CORRECTION Z:REMARKS CHANGE

## PARTS CATALOGUE NEWS

BOOKNo. :13MJWG31

Block No.	Ref. No.	Part No.	Description	Reqd. QTY				Base Part No.	Parts catalogue code
				CB500 X G	XA G	CB400 X G	XA G		
F-39	1	50100-MJW-A80ZA	BODY COMP., FRAME *NH303M* MAT AXIS GRAY METALLIC	-	1	-	-	50100-MJW-J80ZA	3CH, CH
F-43	4	64141-MJW-J80ZB	COVER B, FR. UPPER *NHB38M* MAT ALTAIR SILVER METALLIC	-	-	1	1		2SI, SI
			COVER B, FR. UPPER *NHA40M* MAT KRYPTON SILVER METALLIC	-	-	0	0	64141-MJW-J80ZA	2SI, SI
F-45	5	64300-MJW-690ZA	COWL SET, R. MIDDLE (WL) *TYPE2*.....	-	-	1	1		2SI
		64300-MJW-690ZB	COWL SET, R. MIDDLE (WL) *TYPE1*.....	-	-	-	1	64300-MJW-880ZD	2SI
		64300-MJW-690ZB	COWL SET, R. MIDDLE (WL) *TYPE1*.....	-	-	1	-		2SI
		64300-MJW-J80ZD	COWL SET, R. MIDDLE (WL) *TYPE1*.....	-	1	-	-		CH
		64300-MJW-K80ZA	COWL SET, R. MIDDLE (WL) *TYPE1*.....	-	-	1	-	64300-MJW-J80ZD	SI
		64300-MJW-K80ZA	COWL SET, R. MIDDLE (WL) *TYPE1*.....	-	-	-	1		SI
			COWL SET, R. MIDDLE (WL) *TYPE4*.....	-	-	0	0	64300-MJW-880ZA	2SI
			COWL SET, R. MIDDLE (WL) *TYPE4*.....	-	0	-	-	64300-MJW-880ZA	3CH
			COWL SET, R. MIDDLE (WL) *TYPE3*.....	-	-	0	-	64300-MJW-880ZB	2SI
			COWL SET, R. MIDDLE (WL) *TYPE2*.....	-	0	-	-	64300-MJW-J80ZC	CH
			COWL SET, R. MIDDLE (WL) *TYPE2*.....	-	-	-	0	64300-MJW-J80ZC	SI
	7	64400-MJW-690ZA	COWL SET, L. MIDDLE (WL) *TYPE2*.....	-	-	1	1		2SI

NOTE A:PART NO. CHANGE D:NEWLY PROVIDED E:PART NO.DELETION K:REQUIRED NO. CORRECTION L:APPLICATION SERIAL NO. CORRECTION  
M:PART DESCRIPTION CORRECTION T:APPLICATION CORRECTION Z:REMARKS CHANGE

## PARTS CATALOGUE NEWS

BOOKNo. :13MJWG31

Block No.	Ref. No.	Part No.	Description	Reqd. QTY				Base Part No.	Parts catalogue code
				CB500 X G	XA G	CB400 X G	XA G		
		64400-MJW-690ZB	COWL SET, L. MIDDLE (WL) *TYPE1*.....	-	-	-	1	64400-MJW-880ZD	2SI
		64400-MJW-690ZB	COWL SET, L. MIDDLE (WL) *TYPE1*.....	-	-	1	-		2SI
		64400-MJW-J80ZD	COWL SET, L. MIDDLE (WL) *TYPE1*.....	-	1	-	-		CH
		64400-MJW-K80ZA	COWL SET, L. MIDDLE (WL) *TYPE1*.....	-	-	1	-	64400-MJW-J80ZD	SI
		64400-MJW-K80ZA	COWL SET, L. MIDDLE (WL) *TYPE1*.....	-	-	-	1		SI
			COWL SET, L. MIDDLE (WL) *TYPE4*.....	-	-	0	0	64400-MJW-880ZA	2SI
			COWL SET, L. MIDDLE (WL) *TYPE4*.....	-	0	-	-	64400-MJW-880ZA	3CH
			COWL SET, L. MIDDLE (WL) *TYPE3*.....	-	-	0	-	64400-MJW-880ZB	2SI
			COWL SET, L. MIDDLE (WL) *TYPE2*.....	-	0	-	-	64400-MJW-J80ZC	CH
			COWL SET, L. MIDDLE (WL) *TYPE2*.....	-	-	-	0	64400-MJW-J80ZC	SI
F-48	9	89211-MGZ-J00	SPANNER, 8X12.....	-	-	1	-	89211-MGZ-J00	2SI, SI
		89211-MGZ-J00	SPANNER, 8X12.....	-	(1)	-	-	89211-MGZ-J00	3CH, CH
	12	89219-KWW-601	WRENCH, EYE, 19MM.....	-	-	1	-	89219-KWW-601	2SI, SI
		89219-KWW-601	WRENCH, EYE, 19MM.....	-	(1)	-	-	89219-KWW-601	3CH, CH
	14	99006-24000	WRENCH, EYE, 24MM.....	-	-	1	-	99006-24000	2SI, SI
		99006-24000	WRENCH, EYE, 24MM.....	-	(1)	-	-	99006-24000	3CH, CH

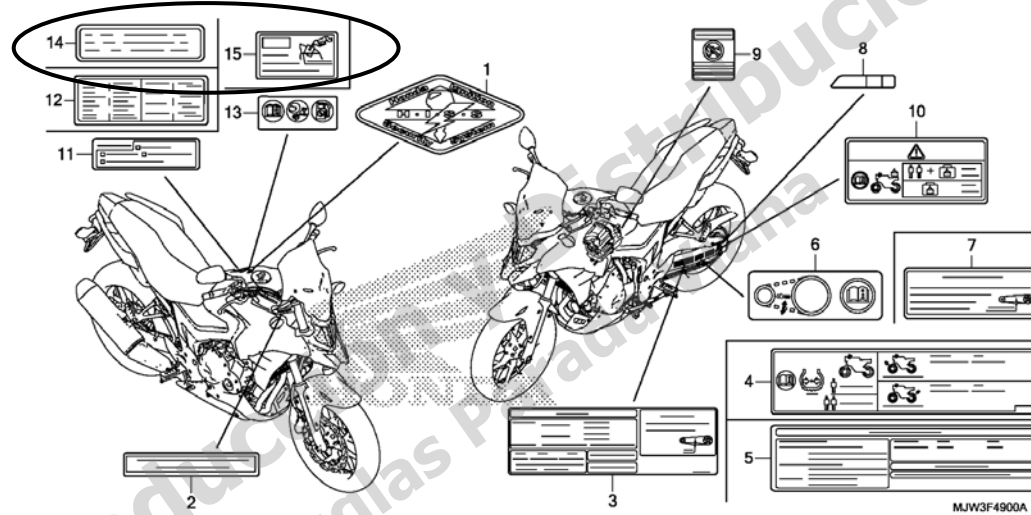
NOTE A:PART NO. CHANGE D:NEWLY PROVIDED E:PART NO.DELETION K:REQUIRED NO. CORRECTION L:APPLICATION SERIAL NO. CORRECTION  
M:PART DESCRIPTION CORRECTION T:APPLICATION CORRECTION Z:REMARKS CHANGE

PARTS CATALOGUE NEWS

BOOKNo. :13MJWG31

Block No.	Ref. No.	Part No.	Description	Reqd. QTY				Base Part No.	Parts catalogue code
				CB500 X G	XA G	CB400 X G	XA G		

F-49 CAUTION LABEL



F-49	3	87505-MJW-H90	LABEL, TIRE & DRIVE CHAIN (CHINESE)	-	1	-	-		3CH, CH
	4		LABEL, TIRE.....	-	-	-	0	87505-MJW-D90	2SI, SI
			LABEL, TIRE.....	-	0	-	-	87505-MJW-D90	3CH, CH
	5	87505-MJW-M80	LABEL, TIRE.....	-	-	-	1		2SI, SI
	6		LABEL, DRIVE CHAIN (PICTOGRAPH)	-	-	-	0	87507-MFF-A50	2SI, SI
			LABEL, DRIVE CHAIN (PICTOGRAPH)	-	0	-	-	87507-MFF-A50	3CH, CH
	7	87507-K26-910	LABEL, DRIVE CHAIN.....	-	-	1	-	87507-MY6-A40	2SI, SI
		87507-K26-910	LABEL, DRIVE CHAIN.....	-	-	-	1		2SI, SI
	9	87509-GFM-K00	LABEL, AIR CLEANER ELEMENT NOTICE (CHINESE)	-	1	-	-		3CH, CH
			LABEL, AIR CLEANER ELEMENT NOTICE	-	-	0	-	87509-KWP-900	2SI, SI

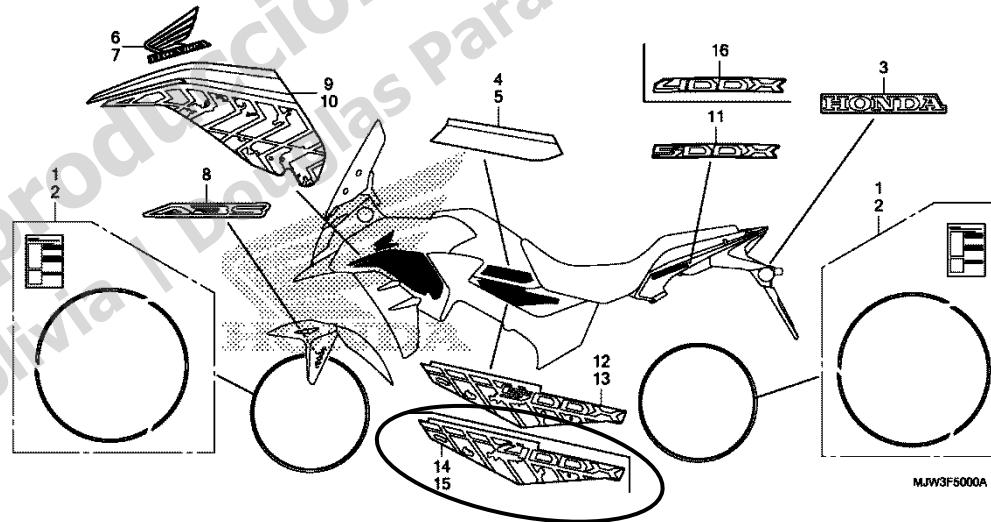
NOTE A:PART NO. CHANGE D:NEWLY PROVIDED E:PART NO.DELETION K:REQUIRED NO. CORRECTION L:APPLICATION SERIAL NO. CORRECTION  
M:PART DESCRIPTION CORRECTION T:APPLICATION CORRECTION Z:REMARKS CHANGE

PARTS CATALOGUE NEWS

BOOKNo. :13MJWG31

Block No.	Ref. No.	Part No.	Description	Reqd. QTY				Base Part No.	Parts catalogue code
				CB500 X G	XA G	CB400 X G	XA G		
	11	87560-MGE-680	LABEL, DRIVE CAUTION (CHINESE).	-	1	-	-	3CH, CH	
			LABEL, DRIVE CAUTION.....	-	-	0	-	87560-KTT-950 2SI, SI	
	13		LABEL, FUEL & DRIVE (PICTOGRAPH)	-	-	-	0	87586-MGN-D00 2SI, SI	
			LABEL, FUEL & DRIVE (PICTOGRAPH)	-	0	-	-	87586-MGN-D00 3CH, CH	
	14	87560-MZO-670	LABEL, DRIVE.....	-	-	1	1	2SI, SI	
	15	87562-MGE-680	LABEL, REFUEL CAUTION (CHINESE)	-	1	-	-	3CH, CH	

F-50 MARK



F-50	1	42870-MJW-880ZC	STRIPE SET, R. WHEEL *TYPE3*.....	-	-	-	2	2SI
			STRIPE SET, R. WHEEL *TYPE4*.....	-	0	-	-	42870-MJW-880ZB 3CH
			STRIPE SET, R. WHEEL *TYPE1*.....	-	-	-	0	42870-MJW-880ZD 2SI

NOTE A:PART NO. CHANGE D:NEWLY PROVIDED E:PART NO. DELETION K:REQUIRED NO. CORRECTION L:APPLICATION SERIAL NO. CORRECTION  
M:PART DESCRIPTION CORRECTION T:APPLICATION CORRECTION Z:REMARKS CHANGE

## PARTS CATALOGUE NEWS

BOOKNo. :13MJWG31

Block No.	Ref. No.	Part No.	Description	Reqd. QTY				Base Part No.	Parts catalogue code
				CB500 X G	XA G	CB400 X G	XA G		
	2	42880-MJW-880ZC	STRIPE SET, L. WHEEL *TYPE3*.....	-	-	-	2	2SI	
			STRIPE SET, L. WHEEL *TYPE4*.....	-	0	-	-	42880-MJW-880ZB 3CH	
			STRIPE SET, L. WHEEL *TYPE1*.....	-	-	-	0	42880-MJW-880ZD 2SI	
	4	86171-MJW-690ZA	STRIPE, R. FUEL TANK *TYPE2*.....	-	-	1	1	2SI	
		86171-MJW-690ZB	STRIPE, R. FUEL TANK *TYPE1*.....	-	-	-	1	86171-MJW-880ZD 2SI	
		86171-MJW-690ZB	STRIPE, R. FUEL TANK *TYPE1*.....	-	-	1	-	2SI	
			STRIPE, R. FUEL TANK *TYPE4*.....	-	-	0	0	86171-MJW-880ZA 2SI	
			STRIPE, R. FUEL TANK *TYPE4*.....	-	0	-	-	86171-MJW-880ZA 3CH	
			STRIPE, R. FUEL TANK *TYPE3*.....	-	-	0	-	86171-MJW-880ZB 2SI	
	5	86172-MJW-690ZA	STRIPE, L. FUEL TANK *TYPE2*.....	-	-	1	1	2SI	
		86172-MJW-690ZB	STRIPE, L. FUEL TANK *TYPE1*.....	-	-	-	1	86172-MJW-880ZD 2SI	
		86172-MJW-690ZB	STRIPE, L. FUEL TANK *TYPE1*.....	-	-	1	-	2SI	
			STRIPE, L. FUEL TANK *TYPE4*.....	-	-	0	0	86172-MJW-880ZA 2SI	
			STRIPE, L. FUEL TANK *TYPE4*.....	-	0	-	-	86172-MJW-880ZA 3CH	
			STRIPE, L. FUEL TANK *TYPE3*.....	-	-	0	-	86172-MJW-880ZB 2SI	
	6	86201-MJW-J80ZG	MARK, R. WING(100MM) *TYPE1*.....	-	1	-	-	CH	

NOTE A:PART NO. CHANGE D:NEWLY PROVIDED E:PART NO. DELETION K:REQUIRED NO. CORRECTION L:APPLICATION SERIAL NO. CORRECTION  
M:PART DESCRIPTION CORRECTION T:APPLICATION CORRECTION Z:REMARKS CHANGE

## PARTS CATALOGUE NEWS

BOOKNo. :13MJWG31

Block No.	Ref. No.	Part No.	Description	Reqd. QTY				Base Part No.	Parts catalogue code
				CB500 X G	XA G	CB400 X G	XA G		
		86201-MJW-K80ZA	MARK, R. WING (100MM) *TYPE3*	-	-	1	1		SI
		86201-MJW-K80ZB	MARK, R. WING (100MM) *TYPE2*	-	-	1	1		2SI
		86201-MJW-K80ZC	MARK, R. WING (100MM) *TYPE1*	-	-	1	1		2SI
			MARK, R. WING (100MM) *TYPE7*	-	-	0	0	86201-MJW-J80ZA	2SI
			MARK, R. WING (100MM) *TYPE7*	-	0	-	-	86201-MJW-J80ZA	3CH
			MARK, R. WING (100MM) *TYPE6*	-	-	0	-	86201-MJW-J80ZB	2SI
			MARK, R. WING (100MM) *TYPE4*	-	-	-	0	86201-MJW-J80ZD	2SI
			MARK, R. WING (100MM) *TYPE2*	-	0	-	-	86201-MJW-J80ZF	CH
			MARK, R. WING (100MM) *TYPE2*	-	-	-	0	86201-MJW-J80ZF	SI
			MARK, R. WING (100MM) *TYPE1*	-	-	0	-	86201-MJW-J80ZG	SI
7		86202-MJW-J80ZG	MARK, L. WING (100MM) *TYPE1*	-	1	-	-		CH
		86202-MJW-K80ZA	MARK, L. WING (100MM) *TYPE3*	-	-	1	1		SI
		86202-MJW-K80ZB	MARK, L. WING (100MM) *TYPE2*	-	-	1	1		2SI
		86202-MJW-K80ZC	MARK, L. WING (100MM) *TYPE1*	-	-	1	1		2SI
			MARK, L. WING (100MM) *TYPE7*	-	-	0	0	86202-MJW-J80ZA	2SI
			MARK, L. WING (100MM) *TYPE7*	-	0	-	-	86202-MJW-J80ZA	3CH

NOTE A:PART NO. CHANGE D:NEWLY PROVIDED E:PART NO. DELETION K:REQUIRED NO. CORRECTION L:APPLICATION SERIAL NO. CORRECTION  
M:PART DESCRIPTION CORRECTION T:APPLICATION CORRECTION Z:REMARKS CHANGE

## PARTS CATALOGUE NEWS

BOOKNo. :13MJWG31

Block No.	Ref. No.	Part No.	Description	Reqd. QTY				Base Part No.	Parts catalogue code
				CB500 X G	XA G	CB400 X G	XA G		
			MARK, L. WING (100MM) *TYPE6*.....	-	-	0	-	86202-MJW-J80ZB	2SI
			MARK, L. WING (100MM) *TYPE4*.....	-	-	-	0	86202-MJW-J80ZD	2SI
			MARK, L. WING (100MM) *TYPE2*.....	-	0	-	-	86202-MJW-J80ZF	CH
			MARK, L. WING (100MM) *TYPE2*.....	-	-	-	0	86202-MJW-J80ZF	SI
			MARK, L. WING (100MM) *TYPE1*.....	-	-	0	-	86202-MJW-J80ZG	SI
	8	86611-MJF-A00ZA	MARK, ABS *TYPE2*..... (R. SIDE ONLY)	-	-	-	1		2SI, SI
			MARK, ABS *TYPE3*..... (R. SIDE ONLY)	-	-	-	0	86611-MGZ-D10ZA	2SI, SI
	9	86641-MJW-690ZA	STRIPE, R. MIDDLE COWL *TYPE2*.....	-	-	1	1		2SI
		86641-MJW-690ZB	STRIPE, R. MIDDLE COWL *TYPE1*.....	-	-	-	1	86641-MJW-880ZD	2SI
		86641-MJW-690ZB	STRIPE, R. MIDDLE COWL *TYPE1*.....	-	-	1	-		2SI
			STRIPE, R. MIDDLE COWL *TYPE4*.....	-	-	0	0	86641-MJW-880ZA	2SI
			STRIPE, R. MIDDLE COWL *TYPE4*.....	-	0	-	-	86641-MJW-880ZA	3CH
			STRIPE, R. MIDDLE COWL *TYPE3*.....	-	-	0	-	86641-MJW-880ZB	2SI
	10	86642-MJW-690ZA	STRIPE, L. MIDDLE COWL *TYPE2*.....	-	-	1	1		2SI
		86642-MJW-690ZB	STRIPE, L. MIDDLE COWL *TYPE1*.....	-	-	-	1	86642-MJW-880ZD	2SI

NOTE A:PART NO. CHANGE D:NEWLY PROVIDED E:PART NO. DELETION K:REQUIRED NO. CORRECTION L:APPLICATION SERIAL NO. CORRECTION  
M:PART DESCRIPTION CORRECTION T:APPLICATION CORRECTION Z:REMARKS CHANGE



## PARTS CATALOGUE NEWS

BOOKNo. :13MJWG31

Block No.	Ref. No.	Part No.	Description	Reqd. QTY				Base Part No.	Parts catalogue code
				CB500 X G	XA G	CB400 X G	XA G		
		86642-MJW-690ZB	STRIPE, L. MIDDLE COWL *TYPE1*.....	-	-	1	-	2SI	
			STRIPE, L. MIDDLE COWL *TYPE4*.....	-	-	0	0	86642-MJW-880ZA 2SI	
			STRIPE, L. MIDDLE COWL *TYPE4*.....	-	0	-	-	86642-MJW-880ZA 3CH	
			STRIPE, L. MIDDLE COWL *TYPE3*.....	-	-	0	-	86642-MJW-880ZB 2SI	
	11	86771-MJW-J80ZC	MARK (500X) *TYPE1*.....	-	2	-	-	CH	
			MARK (500X) *TYPE3*.....	-	0	-	-	86771-MJW-J80ZA CH	
			MARK (500X) *TYPE3*.....	-	-	-	0	86771-MJW-J80ZA SI	
	12		STRIPE A, R. SIDE COVER *TYPE4*.....	-	-	0	0	86831-MJW-880ZA 2SI	
			STRIPE A, R. SIDE COVER *TYPE4*.....	-	0	-	-	86831-MJW-880ZA 3CH	
			STRIPE A, R. SIDE COVER *TYPE3*.....	-	-	0	-	86831-MJW-880ZB 2SI	
			STRIPE A, R. SIDE COVER *TYPE1*.....	-	-	-	0	86831-MJW-880ZD 2SI	
	13		STRIPE A, L. SIDE COVER *TYPE4*.....	-	-	0	0	86832-MJW-880ZA 2SI	
			STRIPE A, L. SIDE COVER *TYPE4*.....	-	0	-	-	86832-MJW-880ZA 3CH	
			STRIPE A, L. SIDE COVER *TYPE3*.....	-	-	0	-	86832-MJW-880ZB 2SI	
			STRIPE A, L. SIDE COVER *TYPE1*.....	-	-	-	0	86832-MJW-880ZD 2SI	
	14	86831-MJW-690ZA	STRIPE, R. SIDE COVER A *TYPE2*.....	-	-	1	1	2SI	

NOTE A:PART NO. CHANGE D:NEWLY PROVIDED E:PART NO. DELETION K:REQUIRED NO. CORRECTION L:APPLICATION SERIAL NO. CORRECTION  
M:PART DESCRIPTION CORRECTION T:APPLICATION CORRECTION Z:REMARKS CHANGE

PARTS CATALOGUE NEWS

BOOKNo. :13MJWG31

Block No.	Ref. No.	Part No.	Description	Reqd. QTY				Base Part No.	Parts catalogue code
				CB500 X G	XA G	CB400 X G	XA G		
		86831-MJW-690ZB	STRIPE, R. SIDE COVER A *TYPE1*.....	-	-	1	1	2SI	
15		86832-MJW-690ZA	STRIPE, L. SIDE COVER A *TYPE2*.....	-	-	1	1	2SI	
		86832-MJW-690ZB	STRIPE, L. SIDE COVER A *TYPE1*.....	-	-	1	1	2SI	
16		86771-MJW-K80ZA	MARK (400X) *TYPE1*.....	-	-	2	-	SI	
		86771-MJW-K80ZA	MARK (400X) *TYPE1*.....	-	-	-	2	SI	

+

Prohibida la Reproducción y Distribución  
Bolivia | Bolivia | Douglas Parada Viana

NOTE A:PART NO. CHANGE D:NEWLY PROVIDED E:PART NO.DELETION K:REQUIRED NO. CORRECTION L:APPLICATION SERIAL NO. CORRECTION  
M:PART DESCRIPTION CORRECTION T:APPLICATION CORRECTION Z:REMARKS CHANGE



# PARTS CATALOGUE NEWS

Honda Motor Co., Ltd.  
Service Division Service Technology

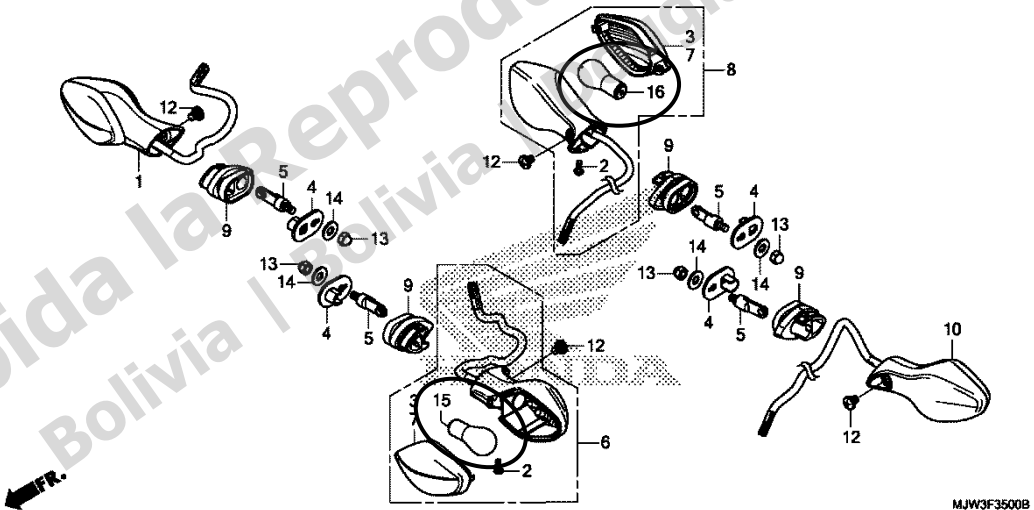
## PARTS CATALOGUE - CORRECTED

Printed in Japan

CODE NO.	13MJWG31
PARTS CATALOGUE NEWS	CB500X / CB500XA CB500XG CB500XAG
NEWS NO.	004

Block No.	Ref. No.	Note	Part No.	Description	Reqd. QTY				Serial No.	Parts catalog code
					CB500 X	CB500 XG	CB400 X	CB400 XG		

F-35 WINKER



MJW3F3500B

F-35	11	E	34904-MGZ-D01	*PARTS NO. DELETION						
		E	34904-MGZ-J01	*PARTS NO. DELETION						

NOTE A:PART NO. CHANGE D:NEWLY PROVIDED E:PART NO. DELETION K:REQUIRED NO. CORRECTION L:APPLICATION SERIAL NO. CORRECTION  
M:PART DESCRIPTION CORRECTION T:APPLICATION CORRECTION Z:REMARKS CHANGE

## PARTS CATALOGUE NEWS

BOOKNo. : 13MJWG31

Block No.	Ref. No.	Note	Part No.	Description	Reqd. QTY				Serial No.	Parts catalog code
					CB500 X G	XG G	CB400 X G	XG G1		
	15	K	34904-MGZ-D01	BULB, WINKER (AMBER) (12V 21W) (PY21W)	2	2	2	2		
		K	34906-MGZ-J01	BULB, TAILLIGHT (P21/5W) (FR.) (LIFE ELEX)	2	2	2	2		
	16	K	34904-MGZ-D01	BULB, WINKER (AMBER) (12V 21W) (PY21W)	2	2	2	2		
		K	34904-MGZ-J01	BULB, TAILLIGHT (P21) (RR.)	2	2	2	2		

Prohibida la Reproducción y Distribución  
Bolivia | Bolivia | Douglas Parada Viana

NOTE A:PART NO. CHANGE D:NEWLY PROVIDED E:PART NO. DELETION K:REQUIRED NO. CORRECTION L:APPLICATION SERIAL NO. CORRECTION  
M:PART DESCRIPTION CORRECTION T:APPLICATION CORRECTION Z:REMARKS CHANGE