



CB400XA CB500X/XA

**CB400XAK
CB500XK
CB500XAK
CB500XAL
CB500XAM
CB500XAN**

PARTS CATALOGUE

3

FOREWORD INDEX

1

ENGINE GROUP

2

FRAME GROUP

3

PART NUMBER INDEX

4

PART NAME INDEX

5

Instruction for use of parts catalogue

- **This parts catalogue has been created as of August 20, 2021.**
 - Since this date, the sales practice for repair parts may have been changed or the parts may have been eliminated (listed for those not for sale).
 - The modified information is reflected on the latest Electronic Parts Catalogue (EPC). Also, refer to the parts catalogue news for any change.
 - See the parts catalogue news for any revision that is made after August 20, 2021.
- **Always specify the part number when ordering a part.**
 - Check the model, type, serial numbers, color, maker, and the size as needed before ordering a part.
 - Note that the illustrations (part drawings) can differ from the actual parts in shape. They are given just to help you to refer to the parts.
- **When modifications or additions to this parts catalogue are made, a revised edition will be issued at an appropriate time, with successively progressing revision numbers on the cover. We recommend obtaining such revisions in order to keep your parts catalogue up-to-date at all times. To check whether a parts catalogue revision has been issued, please contact your Honda distributor.**

Initial version issue date
December 20, 2018
Honda Motor Co., Ltd.

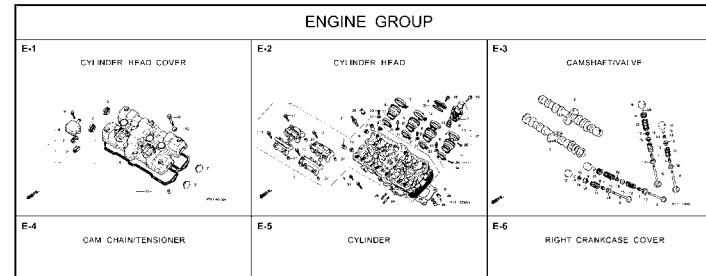
CONTENTS

	Page
• Instruction for use of parts catalogue	1
• How to refer to the part information	2
• Part catalogue structure.....	3
• When the parts were revised.....	5
• Abbreviations used in the parts catalogue.....	5
• Part block and serial number check.....	6
• Color label attachment position check.....	6
• Models, parts catalogue codes and applicable serial numbers	7
• Color label.....	9
• Color chart.....	10
• Fuel hose, general purpose hoses and vinyl hose.....	34
• FLAT RATE SERVICE TIME	38
• Illustrated index	43
• ENGINE GROUP	52
• FRAME GROUP.....	80
• PART NO. INDEX.....	156
• PART NAME INDEX.....	162



How to refer to the part information

A Reference with "Illustrated index"



B Reference with "Part number index"

PART NO. INDEX			
Part Number	Page	Ref.	
04000			13323-MY9-751 28 10
			13324-MY9-751 28 10
04911-MCE-000	26	1	13325-MY9-751 28 10
			13327-MY9-751 28 10
06000			14000
06405-MY5-P00	67	3	14100-MCE-000 13 2
06405-MY5-P10	67	3	14200-MCE-000 13 3
06410-MY9-860	56	1	14321-MCE-000 16 2
06435-MCE-006	55	1	14401-MCE-003 16 3
06451-166-405	51	2	14510-MCE-000 16 4
06451-443-405	55	2	14520-MY9-691 16 5
06451-MA7-405	51	1	14524-MY9-690 16 6
06455-MCE-006	51	3	14546-MCE-000 16 7
			14620-MY9-691 16 8
			14711-MCE-000 13 4
11000			14712-MCE-000 13 5
11210-MCE-000	25	1	14721-MCE-000 13 6
11330-MCE-305	18	1	14722-MCE-000 13 7
11333-KT5-000	22	1	14730-MCE-000 13 8
11335-MCE-000	18	2	14731-MCE-000 13 9
11360-MCE-000	25	1	14731-MY9-751 13 10
11365-MCE-000	25	2	14731-KY2-000 13 11
11396-MY9-000	18	3	14751-MCE-000 13 12
11631-MCE-000	21	1	14761-MCE-000 13 13
11691-MY9-000	21	2	

C Reference with "Part name index"

PART NAME INDEX			
Part name	Page	Ref.	Pe
[A]			
ADJUSTER, CHAIN	67	5	BOLT, CHANGE
ARM COMP., GEAR CHANGE	64	3	BOLT, CLUTCH
ARM, L. MAIN STEP	65	8	BOLT, CONNECT
ARM, L. PILLION STEP	65	12	BOLT, DISK, 4
ARM, R. MAIN STEP	65	5	BOLT, DRAIN F
ARM, R. PILLION STEP	65	11	BOLT, FLANGE
AUTO COCK ASSY., FUEL	53	2	BOLT, FLANGE,
AXLE, FR. WHEEL	52	3	BOLT, FLANGE,
AXLE, RR. WHEEL	56	3	BOLT, FLANGE,
[B]			
BAG, AIR PRESSURE GAUGE	77	4	BOLT, FLANGE,
BAG, SERVICE BOOK	77	1	BOLT, FLANGE,
BAG, TOOL	77	3	BOLT, FLANGE,
BALL, STEEL	65	20	BOLT, FLANGE,
BAND A, INSULATOR	11	11	BOLT, FLANGE,
BAND B, INSULATOR	11	12	BOLT, FLANGE,
BAND, AIR CLEANER CONNECTING TUBE	62	22	BOLT, FLANGE,
BAND, U-LOCK	70	3	BOLT, FLANGE,
BAND, WIRE	26	14	
	43	21	
	74	18	

F-7 FRONT FENDER

Service item	F.R.T.
FENDER COMP., FR.	0.3

Ref. No.	Part No.	Description	Reqd. QTY		Serial No.	Parts catalogue code
			CB400	SFX SFY		
1	45156-MCE-000	CLAMPER, R. FR. BRAKE HOSE	1	1		
2	45157-MCE-000	CLAMPER, L. FR. BRAKE HOSE	1	1		
3	61100-MCE-0002A	FENDER COMP., FR. *NH41TH*FORCE SILVER METALLIC	1	-	----- 3J,4J	
	61100-MCE-0002B	*PB284C*...CANDY PHOENIX BLUE	1	-	----- J,2J	
4	61101-MCE-000	PLATE, FR. FENDER	2	2	1008000	
	61101-MCE-010		2	2	1008001	
5	61102-MCE-300	CUSHION, FR. FENDER (BLACK)	2	2		
6	61105-MCE-000	STAY, FR. FENDER MOUNTING	2	2		
7	61107-MR7-000	COLLAR (6.5)	4	4		
8	96001-06020-00	BOLT, FLANGE, 6X20	4	4		

Page No.

2000.09.01 E

Part catalogue structure

Ref. No.	Part No.	Description	Reqd. QTY CB400 SFX SFY	Serial No.	Parts catalogue code
1	45156-MCE-000	CLAMPER, R. FR. BRAKE HOSE ..	1 1		
2	45157-MCE-000	CLAMPER, L. FR. BRAKE HOSE ..	1 1		
3	61100-MCE-000ZA	FENDER COMP., FR. *NH411M*FORCE SILVER METALLIC	1 -	----- 3J,4J	
	61100-MCE-000ZB	*PB284C*..CANDY PHOENIX BLUE	- 1	----- J,2J	
4	61101-MCE-000	PLATE, FR. FENDER	2 2	1008000	
	61101-MCE-010	2 2	1008001	
5	61102-MCE-300	CUSHION, FR. FENDER	2 2		
		(BLACK)			

① **Block title** ② **Block number**

③ **Service item/Flat rate time**

④ **Reference number**

- Title number marked with the parenthesis or parentheses indicates that it continues from the previous page.

⑤ **Part number** ⑥ **Honda color code**

⑦ **Description**

⑧ **Assemblies**

- Sections framed with broken lines in the exploded view drawings are available as complete assemblies. (Their individual parts can also be obtained.)

⑨ **Color description**

⑩ **Note**

- Notes are shown with the parentheses in the part name column.

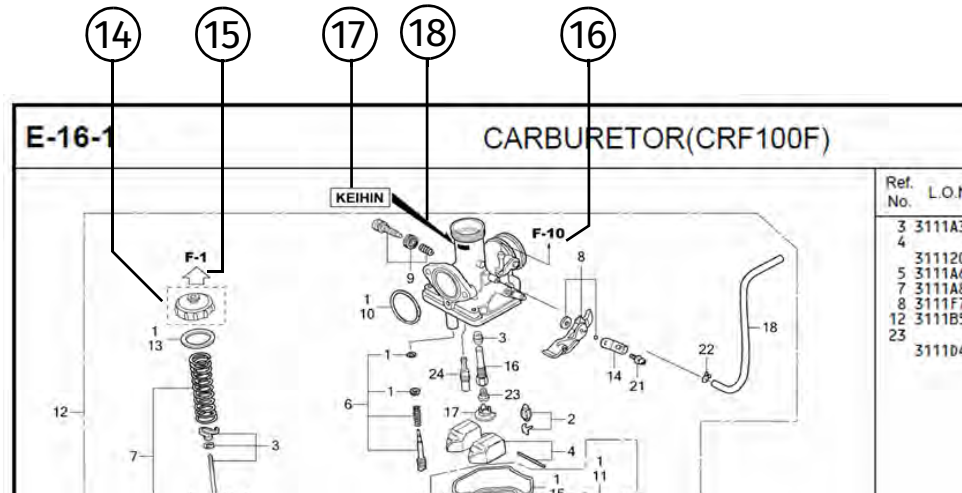
⑪ **Required quantity**



- Reqd. QTY shown in the parenthesis or parentheses indicates the optional part.
- Reqd. QTY marked with "N" indicates the optional part that should be selected as needed.
- Reqd. QTY indicates the number of the part used in the block.



⑫ **Serial number**


⑬ **Parts catalogue code**

- When the parts catalogue code column is blank, it indicates that the part is applicable to all codes.



- ⑭   are covered in a different block.

- ⑮   .


- ⑯  indicates the block No. the part in question is connected to.

- ⑰ **Replacement Identification Information for Designated Part No.**

- ⑱ **Location of Replacement Identification Information for Designated Part No.**

- If an arrow mark is indicated in 18, the part is incompatible with a different part No.
- Make sure to order the part of the same manufacture, including the component part.
- To make an order, indicate the part No., which includes the symbol displayed on the applicable section of the part to be replaced.

When the parts were revised



Ref. No.	Part No.	Description	Reqd. QTY		Serial No.
			CB400	SFX SFY	
1	45156-MCE-000	CLAMPER, R. FR. BRAKE HOSE ..	1	1	
2	45157-MCE-000	CLAMPER, L. FR. BRAKE HOSE ..	1	1	
3	61100-MCE-000ZA	FENDER COMP., FR. *NH411M*FORCE SILVER METALLIC	1	-	-----3J,4J
	61100-MCE-000ZB	*PB284C*...CANDY PHOENIX BLUE	1	-	-----J,2J
4	61101-MCE-000	PLATE, FR. FENDER (###).....	2	2	-----1008000
	61101-MCE-010	2	2	-----1008001
5	61102-MCE-300	CUSHION, FR. FENDER (BLACK)	2	2	
6	61105-MCE-000	STAY, FR. FENDER MOUNTING ...	2	2	
7	61107-MR7-000	COLLAR (6.5)	4	4	
8	96001-06020-00	BOLT, FLANGE, 6X20	4	4	


The number has been used from the initial model without revision.

When shown at the left side, it is applicable to the models of No.1008001 and the subsequent numbers.

When shown at the right side, it is applicable to the models up to No.1008000.

The parts listed with "###" at the end of the parts name have limited supply period (parts not for sale).

Abbreviations used in the parts catalogue

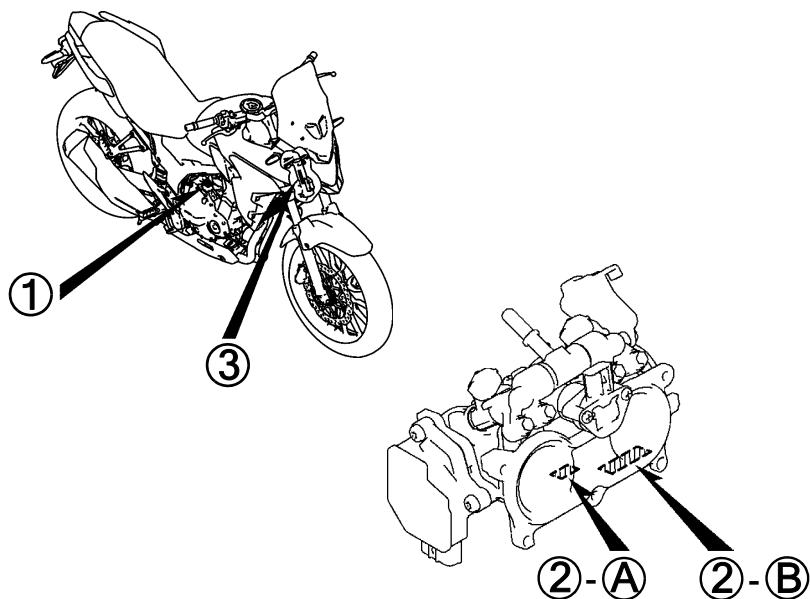
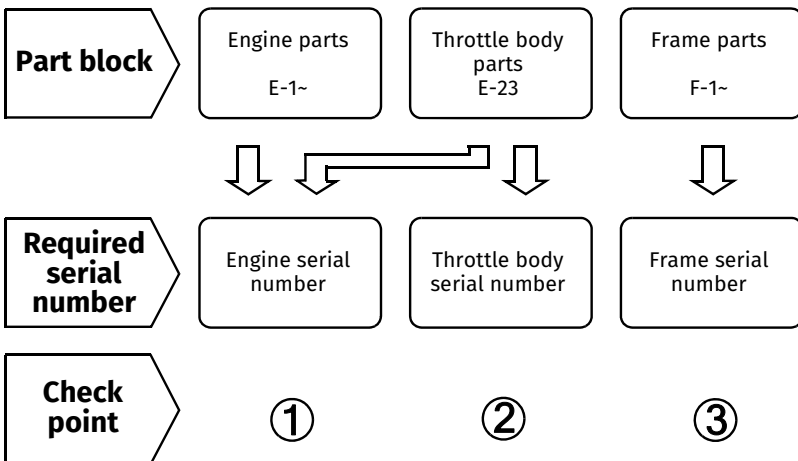


* "L." or "R." in the description of a part stands for the LEFT hand side or the RIGHT hand side. Determine the left or right as if you were in the motorcycle seat.


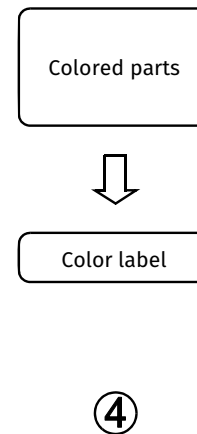
The following abbreviations are used in this parts catalogue.

A	Ampere	L.	Left
ABS	Anti-lock brake system	L (100L) ...	Link (100 Links)
A.C.	Alternating current	L.E.D.	Light emitted diode
A.M.	Attaching mark	MM	Millimeter
ASSY.	Assembly	MPH	Miles per hour
C.D.I.	Capacitive discharge ignition	R.	Right
COMP.	Complete	RR.	Rear
CP.	Candle power	STD.	Standard
D.C.	Direct current	T (22T)	Tooth (22 Teeth)
EX.	Exhaust	TCS	Traction control system
FR.	Front	T.M.	Transcript mark
G	Gram	V	Volt
HEX.	Hexagonal	W	Watt
IN.	Inlet	WL	With labelling
KPH	Kilometers per hour	WOL	Without labelling

Part block and serial number check



Color label attachment position check



Models, parts catalogue codes and applicable serial numbers

Models, parts catalogue codes and applicable serial Nos. given in this parts catalogue can be identified as follows.
 Parts with parts catalogue codes are exclusive for models destined for countries designated.
 If no area codes are listed, parts are for common use.

Model	Area code	Type	Applicable engine serial No.	Applicable frame serial No.	Applicable throttle body identification No.
CB400XAk	SI	Singapore	NC56E-5000001~	JH2NC569*KK000001~	GQB7A A
CB500Xk	MA	Malaysia	PC62E-2000001~	MLHPC649*K5100001~	GQB7C A
CB500XAk	CH	China	PC62E-2000001~	MLHPC64R*K5000001~K5099999	GQB7A A
	ED	European direct sales		MLHPC64A*K5000001~K5099999	GQB7B A
	IN	Indonesia		MLHPC649*J5000001~J5099999	GQB7C A
	KO	Korea		MLHPC64K*K5000001~K5099999	GQB7A A
	MA	Malaysia		MLHPC649*K5100001~K5199999	GQB7C A
	U	Australia		MLHPC64U*K5000001~K5099999	
CB500XAL	CH	China	PC62E-6100001~6199999	MLHPC64R*L5100001~L5199999	GQB7A A
	KO	Korea		MLHPC64K*L5100001~L5199999	

Model	Area code	Type	Applicable engine serial No.	Applicable frame serial No.	Applicable throttle body identification No.
CB500XAM	CH	China	PC62E-6200001~	MLHPC64R*M5200001~M5299999	GQB7A A
	ED	European direct sales		MLHPC64A*M5100001~M5199999	GQB7B A
	IN	Indonesia		MLHPC649*M5300001~M5399999	GQB7C A
	KO	Korea		MLHPC64K*M5200001~M5299999	GQB7A A
	MA	Malaysia		MLHPC649*M5200001~M5299999	GQB7C A
	U	Australia		MLHPC64U*M5100001~M5199999	
CB500XAN	CH	China	PC62E-6300001~	MLHPC64R*N5300001~	GQB7A A
	ED	European direct sales		MLHPC64A*N5200001~	GQB7B A
	IN	Indonesia		MLHPC649*N5400001~	GQB7C A
	KO	Korea		MLHPC64K*N5300001~	GQB7A A
	MA	Malaysia		MLHPC649*N5400001~	GQB7C A
	U	Australia		MLHPC64U*N5200001~	

* Of carburetor/throttle body identification numbers, only the portions underlined in the example below are used for registration.

GQ B7A A KC ア
 (A) (B)

Color label

- When ordering parts, check the model name, main color, and code by observing the “COLOR LABEL” on the vehicle.
- When ordering a colored part, use the color chart in the instruction for use of parts catalogue.

No.		MODEL	VFR800FIW				
		COLOR	Sparkling silver metallic	Mute black metallic	Applicable model		Applicable block No.
CODE		NH-295M	NH-359M	Initial applicable model	Final applicable model	Re	
		Name of colored parts	Basic part No.	NH295	NH359		
1							
2							
3							
4							
5							
6							
7							
8							
9							
10							

VFR800FIW
COLOR R-157
CODE R157



Color chart

- When ordering a colored part, refer to the chart below and use a part number consisting of the relevant basic part number to which has been added a part color code.

CB400XA (CB400XAK)

No.	MODEL		CB400XAK					
	COLOR		Grand prix red	Mat ballistic black metallic	Applicable model		Applicable block No.	Ref. No.
	CODE		R-380	NH-A86M	Initial applicable model	Final applicable model		
	Name of colored parts	Basic part No.	R380	NHA86				
1	BODY COMP., FRAME	50100-MKP-J80	ZA	ZA			F-39	1
2	COVER A, L. SIDE	83611-MKP-J80	ZC	ZD			F-24	8
3	COVER A, R. SIDE	83511-MKP-J80	ZC	ZD			F-24	6
4	COVER, EX. MANIFOLD	18180-MKP-J40	ZB	ZB			F-27	25
5	COWL SET A, L. SIDE	64440-MKP-K80	ZB	ZA			F-45	11
6	COWL SET A, R. SIDE	64340-MKP-K80	ZB	ZA			F-45	6
7	COWL SET, L. MIDDLE	64400-MKP-K80	ZB	ZA			F-45	9
8	COWL SET, R. MIDDLE	64300-MKP-K80	ZB	ZA			F-45	4
9	COWL, L. RR.	77251-MJW-J80	ZD	ZD			F-23-10	3
10	COWL, R. RR.	77241-MGZ-J80	ZD	ZD			F-23-10	2
11	FENDER SET A, RR.	80100-MGZ-J01	ZA	ZA			F-34	3
12	FENDER SET, FR.	61110-MKP-K80	ZA	ZA			F-10	6
13	GRIP, L. RR.	77340-MGZ-J80	ZD	ZD			F-23	14
14	GRIP, R. RR.	77330-MGZ-J80	ZE	ZE			F-23	11
15	HOLDER, HANDLE UNDER	53132-MKP-J80	ZA	ZA			F-7	16
16	HOLDER, HANDLE UPPER	53131-MKP-J40	ZA	ZA			F-7	15
17	MARK, ABS	86611-MGZ-D10	ZA	ZA			F-50	6
18	MARK, HONDA	86102-MGZ-J00	ZA	ZA			F-50	1

CB400XA (CB400XAK)

No.	MODEL		CB400XAK					
	COLOR		Grand prix red	Mat ballistic black metallic	Applicable model		Applicable block No.	Ref. No.
	CODE		R-380	NH-A86M	Initial applicable model	Final applicable model		
	Name of colored parts	Basic part No.	R380	NHA86				
19	MARK, L. WING	86202-MKP-K80	ZB	ZA			F-50	5
20	MARK, R. WING	86201-MKP-K80	ZB	ZA			F-50	4
21	PIPE, STEERING HANDLE	53100-MKP-J80	ZA	ZA			F-7	10
22	RAIL COMP., SEAT	50240-MKP-J80	ZA	ZA			F-39	2
23	STRIPE A, L. MIDDLE COWL	86642-MKP-K80	ZB	ZA			F-50	10
24	STRIPE A, R. MIDDLE COWL	86641-MKP-K80	ZB	ZA			F-50	8
25	STRIPE B, L. MIDDLE COWL	86644-MKP-K80	ZB	ZA			F-50	12
26	STRIPE B, R. MIDDLE COWL	86643-MKP-K80	ZB	ZA			F-50	11
27	STRIPE, L. FUEL TANK	86172-MKP-K80	ZB	ZA			F-50	3
28	STRIPE, R. FUEL TANK	86171-MKP-K80	ZB	ZA			F-50	2
29	TANK ASSY., FUEL	17500-MKP-K80	ZB	ZA			F-21	6



CB500X (CB500Xk)

No.	MODEL		CB500XK						
	COLOR		Grand prix red	Mat gunpowder black metallic	Pearl metalloid white	Applicable model		Applicable block No.	Ref. No.
	CODE		R-380	NH-436M	NH-A96P	Initial applicable model	Final applicable model		
	Name of colored parts	Basic part No.	R380	NH436	NHA96				
1	BODY COMP., FRAME	50100-MKP-C80	ZA	ZA	ZA			F-39	1
2	COVER A, L. SIDE	83611-MKP-J80	ZB	ZA	ZB			F-24	8
3	COVER A, R. SIDE	83511-MKP-J80	ZB	ZA	ZB			F-24	6
4	COVER, EX. MANIFOLD	18180-MKP-J40	ZB	ZB	ZB			F-27	25
5	COWL SET A, L. SIDE	64440-MKP-J80	ZB	ZA	ZB			F-45	11
6	COWL SET A, R. SIDE	64340-MKP-J80	ZB	ZA	ZB			F-45	6
7	COWL SET, L. MIDDLE	64400-MKP-J80	ZF	ZE	ZD			F-45	9
8	COWL SET, R. MIDDLE	64300-MKP-J80	ZC	ZB	ZA			F-45	4
9	COWL, L. RR.	77251-MJW-J80	ZA	ZA	ZA			F-23-10	3
10	COWL, R. RR.	77241-MGZ-J80	ZA	ZA	ZA			F-23-10	2
11	FENDER SET A, RR.	80100-MGZ-D01	ZA	ZA	ZA			F-34	3
12	FENDER, FR.	61101-MKP-J80	ZA	ZA	ZA			F-10	2
13	GRIP, L. RR.	77340-MGZ-J80	ZD	ZD	ZD			F-23	14
14	GRIP, R. RR.	77330-MGZ-J80	ZE	ZE	ZE			F-23	11
15	HOLDER, HANDLE UNDER	53132-MKP-J80	ZA	ZA	ZA			F-7	16
16	HOLDER, HANDLE UPPER	53131-MKP-J40	ZA	ZA	ZA			F-7	15
17	MARK, HONDA	86102-MGZ-J00	ZA	ZA	ZA			F-50	1
18	MARK, L. WING	86202-MKP-J80	ZB	ZA	ZB			F-50	5
19	MARK, R. WING	86201-MKP-J80	ZB	ZA	ZB			F-50	4
20	PIPE, STEERING HANDLE	53100-MKP-J80	ZA	ZA	ZA			F-7	10

CB500X (CB500Xk)

No.	MODEL		CB500XK						
	COLOR		Grand prix red	Mat gunpowder black metallic	Pearl metalloid white	Applicable model		Applicable block No.	Ref. No.
	CODE		R-380	NH-436M	NH-A96P	Initial applicable model	Final applicable model		
	Name of colored parts	Basic part No.	R380	NH436	NHA96				
21	RAIL COMP., SEAT	50240-MKP-J80	ZA	ZA	ZA			F-39	2
22	STRIPE A, L. MIDDLE COWL	86642-MKP-J80	ZC	ZB	ZA			F-50	9
23	STRIPE A, R. MIDDLE COWL	86641-MKP-J80	ZC	ZB	ZA			F-50	7
24	STRIPE B, L. MIDDLE COWL	86644-MKP-J80	ZC	ZB	ZA			F-50	12
25	STRIPE B, R. MIDDLE COWL	86643-MKP-J80	ZC	ZB	ZA			F-50	11
26	STRIPE, L. FUEL TANK	86172-MKP-J80	ZC	ZB	ZA			F-50	3
27	STRIPE, R. FUEL TANK	86171-MKP-J80	ZC	ZB	ZA			F-50	2
28	TANK ASSY., FUEL	17500-MKP-J80	ZC	ZB	ZA			F-21	6



CB500XA (CB500XAK).....CH,ED,KO

No.	MODEL		CB500XAK						
	COLOR		Grand prix red	Mat gunpowder black metallic	Pearl metalloid white	Applicable model		Applicable block No.	Ref. No.
	CODE		R-380	NH-436M	NH-A96P	Initial applicable model	Final applicable model		
	Name of colored parts	Basic part No.	R380	NH436	NHA96				
1	BODY COMP., FRAME	50100-MKP-J80	ZA	ZA	ZA			F-39	1
2	COVER A, L. SIDE	83611-MKP-J80	ZB	ZA	ZB			F-24	8
3	COVER A, R. SIDE	83511-MKP-J80	ZB	ZA	ZB			F-24	6
4	COVER, EX. MANIFOLD	18180-MKP-J40	ZB	ZB	ZB			F-27	25
5	COWL SET A, L. SIDE	64440-MKP-J80	ZB	ZA	ZB			F-45	11
6	COWL SET A, R. SIDE	64340-MKP-J80	ZB	ZA	ZB			F-45	6
7	COWL SET, L. MIDDLE	64400-MKP-J80	ZF	ZE	ZD			F-45	9
8	COWL SET, R. MIDDLE	64300-MKP-J80	ZC	ZB	ZA			F-45	4
9	COWL, L. RR.	77251-MJW-J80	ZA	ZA	ZA			F-23-10	3
10	COWL, R. RR.	77241-MGZ-J80	ZA	ZA	ZA			F-23-10	2
11	FENDER SET A, RR.	80100-MGZ-D01	ZA	ZA	ZA			F-34	3
12	FENDER SET A, RR.	80100-MJV-H01	ZA	ZA	-			F-34	3
13	FENDER SET, FR.	61110-MKP-J80	ZA	ZA	ZA			F-10	6
14	GRIP, L. RR.	77340-MGZ-J80	ZD	ZD	ZD			F-23	14
15	GRIP, R. RR.	77330-MGZ-J80	ZE	ZE	ZE			F-23	11
16	HOLDER, HANDLE UNDER	53132-MKP-J80	ZA	ZA	ZA			F-7	16
17	HOLDER, HANDLE UPPER	53131-MKP-J40	ZA	ZA	ZA			F-7	15
18	MARK, ABS	86611-MGZ-D10	ZA	ZA	ZA			F-50	6
19	MARK, HONDA	86102-MGZ-J00	ZA	ZA	ZA			F-50	1
20	MARK, L. WING	86202-MKP-J80	ZB	ZA	ZB			F-50	5

CB500XA (CB500XAK).....CH,ED,KO

No.	MODEL		CB500XAK						
	COLOR		Grand prix red	Mat gunpowder black metallic	Pearl metalloid white	Applicable model		Applicable block No.	Ref. No.
	CODE		R-380	NH-436M	NH-A96P	Initial applicable model	Final applicable model		
	Name of colored parts	Basic part No.	R380	NH436	NHA96				
21	MARK, R. WING	86201-MKP-J80	ZB	ZA	ZB			F-50	4
22	PIPE, STEERING HANDLE	53100-MKP-J80	ZA	ZA	ZA			F-7	10
23	RAIL COMP., SEAT	50240-MKP-J80	ZA	ZA	ZA			F-39	2
24	STRIPE A, L. MIDDLE COWL	86642-MKP-J80	ZC	ZB	ZA			F-50	9
25	STRIPE A, R. MIDDLE COWL	86641-MKP-J80	ZC	ZB	ZA			F-50	7
26	STRIPE B, L. MIDDLE COWL	86644-MKP-J80	ZC	ZB	ZA			F-50	12
27	STRIPE B, R. MIDDLE COWL	86643-MKP-J80	ZC	ZB	ZA			F-50	11
28	STRIPE, L. FUEL TANK	86172-MKP-J80	ZC	ZB	ZA			F-50	3
29	STRIPE, R. FUEL TANK	86171-MKP-J80	ZC	ZB	ZA			F-50	2
30	TANK ASSY., FUEL	17500-MKP-J80	ZC	ZB	ZA			F-21	6



CB500XA (CB500XAK).....IN,MA

No.	MODEL		CB500XAK						
	COLOR		Grand prix red	Mat gunpowder black metallic	Pearl metalloid white	Applicable model		Applicable block No.	Ref. No.
	CODE		R-380	NH-436M	NH-A96P	Initial applicable model	Final applicable model		
	Name of colored parts	Basic part No.	R380	NH436	NHA96				
1	BODY COMP., FRAME	50100-MKP-C80	ZA	ZA	ZA			F-39	1
2	COVER A, L. SIDE	83611-MKP-J80	ZB	ZA	ZB			F-24	8
3	COVER A, R. SIDE	83511-MKP-J80	ZB	ZA	ZB			F-24	6
4	COVER, EX. MANIFOLD	18180-MKP-J40	ZB	ZB	ZB			F-27	25
5	COWL SET A, L. SIDE	64440-MKP-J80	ZB	ZA	ZB			F-45	11
6	COWL SET A, R. SIDE	64340-MKP-J80	ZB	ZA	ZB			F-45	6
7	COWL SET, L. MIDDLE	64400-MKP-J80	ZF	ZE	ZD			F-45	9
8	COWL SET, R. MIDDLE	64300-MKP-J80	ZC	ZB	ZA			F-45	4
9	COWL, L. RR.	77251-MJW-J80	ZA	ZA	ZA			F-23-10	3
10	COWL, R. RR.	77241-MGZ-J80	ZA	ZA	ZA			F-23-10	2
11	FENDER SET A, RR.	80100-MGZ-D01	ZA	ZA	ZA			F-34	3
12	FENDER SET A, RR.	80100-MGZ-J01	ZA	ZA	-			F-34	3
13	FENDER SET, FR.	61110-MKP-J80	ZA	ZA	ZA			F-10	6
14	GRIP, L. RR.	77340-MGZ-J80	ZD	ZD	ZD			F-23	14
15	GRIP, R. RR.	77330-MGZ-J80	ZE	ZE	ZE			F-23	11
16	HOLDER, HANDLE UNDER	53132-MKP-J80	ZA	ZA	ZA			F-7	16
17	HOLDER, HANDLE UPPER	53131-MKP-J40	ZA	ZA	ZA			F-7	15
18	MARK, ABS	86611-MGZ-D10	ZA	ZA	ZA			F-50	6
19	MARK, HONDA	86102-MGZ-J00	ZA	ZA	ZA			F-50	1
20	MARK, L. WING	86202-MKP-J80	ZB	ZA	ZB			F-50	5

CB500XA (CB500XAK).....IN,MA

No.	MODEL		CB500XAK						
	COLOR		Grand prix red	Mat gunpowder black metallic	Pearl metalloid white	Applicable model		Applicable block No.	Ref. No.
	CODE		R-380	NH-436M	NH-A96P	Initial applicable model	Final applicable model		
	Name of colored parts	Basic part No.	R380	NH436	NHA96				
21	MARK, R. WING	86201-MKP-J80	ZB	ZA	ZB			F-50	4
22	PIPE, STEERING HANDLE	53100-MKP-J80	ZA	ZA	ZA			F-7	10
23	RAIL COMP., SEAT	50240-MKP-J80	ZA	ZA	ZA			F-39	2
24	STRIPE A, L. MIDDLE COWL	86642-MKP-J80	ZC	ZB	ZA			F-50	9
25	STRIPE A, R. MIDDLE COWL	86641-MKP-J80	ZC	ZB	ZA			F-50	7
26	STRIPE B, L. MIDDLE COWL	86644-MKP-J80	ZC	ZB	ZA			F-50	12
27	STRIPE B, R. MIDDLE COWL	86643-MKP-J80	ZC	ZB	ZA			F-50	11
28	STRIPE, L. FUEL TANK	86172-MKP-J80	ZC	ZB	ZA			F-50	3
29	STRIPE, R. FUEL TANK	86171-MKP-J80	ZC	ZB	ZA			F-50	2
30	TANK ASSY., FUEL	17500-MKP-J80	ZC	ZB	ZA			F-21	6



CB500XA (CB500XAK).....U

No.	MODEL		CB500XAK				
	COLOR		Mat gunpowder black metallic NH-436M	Applicable model		Applicable block No.	Ref. No.
	CODE			Initial applicable model	Final applicable model		
	Name of colored parts	Basic part No.	NH436				
1	BODY COMP., FRAME	50100-MKP-C80	ZA			F-39	1
2	COVER A, L. SIDE	83611-MKP-J80	ZA			F-24	8
3	COVER A, R. SIDE	83511-MKP-J80	ZA			F-24	6
4	COVER, EX. MANIFOLD	18180-MKP-J40	ZB			F-27	25
5	COWL SET A, L. SIDE	64440-MKP-J80	ZA			F-45	11
6	COWL SET A, R. SIDE	64340-MKP-J80	ZA			F-45	6
7	COWL SET, L. MIDDLE	64400-MKP-J80	ZE			F-45	9
8	COWL SET, R. MIDDLE	64300-MKP-J80	ZB			F-45	4
9	COWL, L. RR.	77251-MJW-J80	ZA			F-23-10	3
10	COWL, R. RR.	77241-MGZ-J80	ZA			F-23-10	2
11	FENDER SET A, RR.	80100-MGZ-D01	ZA			F-34	3
12	FENDER SET, FR.	61110-MKP-J80	ZA			F-10	6
13	GRIP, L. RR.	77340-MGZ-J80	ZD			F-23	14
14	GRIP, R. RR.	77330-MGZ-J80	ZE			F-23	11
15	HOLDER, HANDLE UNDER	53132-MKP-J80	ZA			F-7	16
16	HOLDER, HANDLE UPPER	53131-MKP-J40	ZA			F-7	15
17	MARK, ABS	86611-MGZ-D10	ZA			F-50	6
18	MARK, HONDA	86102-MGZ-J00	ZA			F-50	1
19	MARK, L. WING	86202-MKP-J80	ZA			F-50	5
20	MARK, R. WING	86201-MKP-J80	ZA			F-50	4

CB500XA (CB500XAK).....U

No.	MODEL		CB500XAK				
	COLOR		Mat gunpowder black metallic NH-436M	Applicable model		Applicable block No.	Ref. No.
	CODE			Initial applicable model	Final applicable model		
	Name of colored parts	Basic part No.	NH436				
21	PIPE, STEERING HANDLE	53100-MKP-J80	ZA			F-7	10
22	RAIL COMP., SEAT	50240-MKP-J80	ZA			F-39	2
23	STRIPE A, L. MIDDLE COWL	86642-MKP-J80	ZB			F-50	9
24	STRIPE A, R. MIDDLE COWL	86641-MKP-J80	ZB			F-50	7
25	STRIPE B, L. MIDDLE COWL	86644-MKP-J80	ZB			F-50	12
26	STRIPE B, R. MIDDLE COWL	86643-MKP-J80	ZB			F-50	11
27	STRIPE, L. FUEL TANK	86172-MKP-J80	ZB			F-50	3
28	STRIPE, R. FUEL TANK	86171-MKP-J80	ZB			F-50	2
29	TANK ASSY., FUEL	17500-MKP-J80	ZB			F-21	6



CB500XA (CB500XAL)

No.	MODEL		CB500XAL					Ref. No.
	COLOR		Grand prix red	Mat gunpowder black metallic	Applicable model		Applicable block No.	
	CODE		R-380	NH-436M	Initial applicable model	Final applicable model		
	Name of colored parts	Basic part No.	R380	NH436				
1	BODY COMP., FRAME	50100-MKP-J80	ZA	ZA			F-39	1
2	COVER A, L. SIDE	83611-MKP-J80	ZB	ZA			F-24	8
3	COVER A, R. SIDE	83511-MKP-J80	ZB	ZA			F-24	6
4	COVER, EX. MANIFOLD	18180-MKP-J40	ZB	ZB			F-27	25
5	COWL SET A, L. SIDE	64440-MKP-J80	ZB	ZA			F-45	11
6	COWL SET A, R. SIDE	64340-MKP-J80	ZB	ZA			F-45	6
7	COWL SET, L. MIDDLE	64400-MKP-J80	ZF	ZE			F-45	9
8	COWL SET, R. MIDDLE	64300-MKP-J80	ZC	ZB			F-45	4
9	COWL, L. RR.	77251-MJW-J80	ZA	ZA			F-23-10	3
10	COWL, R. RR.	77241-MGZ-J80	ZA	ZA			F-23-10	2
11	FENDER SET A, RR.	80100-MGZ-D01	ZA	ZA			F-34	3
12	FENDER SET A, RR.	80100-MJV-H01	ZA	ZA			F-34	3
13	FENDER SET, FR.	61110-MKP-J80	ZA	ZA			F-10	6
14	GRIP, L. RR.	77340-MGZ-J80	ZD	ZD			F-23	14
15	GRIP, R. RR.	77330-MGZ-J80	ZE	ZE			F-23	11
16	HOLDER, HANDLE UNDER	53132-MKP-J80	ZA	ZA			F-7	16
17	HOLDER, HANDLE UPPER	53131-MKP-J40	ZA	ZA			F-7	15
18	MARK, ABS	86611-MGZ-D10	ZA	ZA			F-50	6
19	MARK, HONDA	86102-MGZ-J00	ZA	ZA			F-50	1
20	MARK, L. WING	86202-MKP-J80	ZB	ZA			F-50	5

CB500XA (CB500XAL)

No.	MODEL		CB500XAL					
	COLOR		Grand prix red	Mat gunpowder black metallic	Applicable model		Applicable block No.	Ref. No.
	CODE		R-380	NH-436M	Initial applicable model	Final applicable model		
	Name of colored parts	Basic part No.	R380	NH436				
21	MARK, R. WING	86201-MKP-J80	ZB	ZA			F-50	4
22	PIPE, STEERING HANDLE	53100-MKP-J80	ZA	ZA			F-7	10
23	RAIL COMP., SEAT	50240-MKP-J80	ZA	ZA			F-39	2
24	STRIPE A, L. MIDDLE COWL	86642-MKP-J80	ZC	ZB			F-50	9
25	STRIPE A, R. MIDDLE COWL	86641-MKP-J80	ZC	ZB			F-50	7
26	STRIPE B, L. MIDDLE COWL	86644-MKP-J80	ZC	ZB			F-50	12
27	STRIPE B, R. MIDDLE COWL	86643-MKP-J80	ZC	ZB			F-50	11
28	STRIPE, L. FUEL TANK	86172-MKP-J80	ZC	ZB			F-50	3
29	STRIPE, R. FUEL TANK	86171-MKP-J80	ZC	ZB			F-50	2
30	TANK ASSY., FUEL	17500-MKP-J80	ZC	ZB			F-21	6



CB500XA (CB500XAM).....CH,ED,KO

No.	MODEL		CB500XAM						
	COLOR		Grand prix red	Mat gunpowder black metallic	Pearl metalloid white	Applicable model		Applicable block No.	Ref. No.
	CODE		R-380	NH-436M	NH-A96P	Initial applicable model	Final applicable model		
	Name of colored parts	Basic part No.	R380	NH436	NHA96				
1	BODY COMP., FRAME	50100-MKP-J80	ZA	ZA	ZA			F-39	1
2	COVER A, L. SIDE	83611-MKP-J80	ZB	ZA	ZB			F-24	8
3	COVER A, R. SIDE	83511-MKP-J80	ZB	ZA	ZB			F-24	6
4	COVER, EX. MANIFOLD	18180-MKP-J40	ZB	ZB	ZB			F-27	25
5	COWL SET A, L. SIDE	64440-MKP-J80	ZB	ZA	ZB			F-45	11
6	COWL SET A, R. SIDE	64340-MKP-J80	ZB	ZA	ZB			F-45	6
7	COWL SET, L. MIDDLE	64400-MKP-DL0	-	ZD	ZC			F-45	9
8	COWL SET, L. MIDDLE	64400-MKP-J80	ZF	-	-			F-45	9
9	COWL SET, R. MIDDLE	64300-MKP-DL0	-	ZD	ZC			F-45	4
10	COWL SET, R. MIDDLE	64300-MKP-J80	ZC	-	-			F-45	4
11	COWL, L. RR.	77251-MJW-J80	ZA	ZA	ZA			F-23-10	3
12	COWL, R. RR.	77241-MGZ-J80	ZA	ZA	ZA			F-23-10	2
13	FENDER SET A, RR.	80100-MGZ-D01	ZA	ZA	ZA			F-34	3
14	FENDER SET A, RR.	80100-MJV-H01	ZA	ZA	-			F-34	3
15	FENDER SET, FR.	61110-MKP-J80	ZA	ZA	ZA			F-10	6
16	GRIP, L. RR.	77340-MGZ-J80	ZD	ZD	ZD			F-23	14
17	GRIP, R. RR.	77330-MGZ-J80	ZE	ZE	ZE			F-23	11
18	HOLDER, HANDLE UNDER	53132-MKP-J80	ZA	ZA	ZA			F-7	16
19	HOLDER, HANDLE UPPER	53131-MKP-J40	ZA	ZA	ZA			F-7	15
20	MARK, ABS	86611-MGZ-D10	ZA	ZA	ZA			F-50	6

CB500XA (CB500XAM).....CH,ED,KO

No.	MODEL		CB500XAM						
	COLOR		Grand prix red	Mat gunpowder black metallic	Pearl metalloid white	Applicable model		Applicable block No.	Ref. No.
	CODE		R-380	NH-436M	NH-A96P	Initial applicable model	Final applicable model		
	Name of colored parts	Basic part No.	R380	NH436	NHA96				
21	MARK, HONDA	86102-MGZ-J00	ZA	ZA	ZA			F-50	1
22	MARK, L. WING	86202-MKP-J80	ZB	ZA	ZB			F-50	5
23	MARK, R. WING	86201-MKP-J80	ZB	ZA	ZB			F-50	4
24	PIPE, STEERING HANDLE	53100-MKP-J80	ZA	ZA	ZA			F-7	10
25	RAIL COMP., SEAT	50240-MKP-J80	ZB	ZB	ZB			F-39	2
26	STRIPE A, L. MIDDLE COWL	86642-MKP-DL0	-	ZB	ZA			F-50	9
27	STRIPE A, L. MIDDLE COWL	86642-MKP-J80	ZC	-	-			F-50	9
28	STRIPE A, R. MIDDLE COWL	86641-MKP-DL0	-	ZB	ZA			F-50	7
29	STRIPE A, R. MIDDLE COWL	86641-MKP-J80	ZC	-	-			F-50	7
30	STRIPE B, L. MIDDLE COWL	86644-MKP-DL0	-	ZB	ZA			F-50	12
31	STRIPE B, L. MIDDLE COWL	86644-MKP-J80	ZC	-	-			F-50	12
32	STRIPE B, R. MIDDLE COWL	86643-MKP-DL0	-	ZB	ZA			F-50	11
33	STRIPE B, R. MIDDLE COWL	86643-MKP-J80	ZC	-	-			F-50	11
34	STRIPE, L. FUEL TANK	86172-MKP-DL0	-	ZB	-			F-50	3
35	STRIPE, L. FUEL TANK	86172-MKP-J80	ZC	-	ZA			F-50	3
36	STRIPE, R. FUEL TANK	86171-MKP-DL0	-	ZB	-			F-50	2
37	STRIPE, R. FUEL TANK	86171-MKP-J80	ZC	-	ZA			F-50	2
38	TANK ASSY., FUEL	17500-MKP-DL0	-	ZB	-			F-21	6
39	TANK ASSY., FUEL	17500-MKP-J80	ZC	-	ZA			F-21	6



CB500XA (CB500XAM).....IN,MA

No.	MODEL		CB500XAM						
	COLOR		Grand prix red	Mat gunpowder black metallic	Pearl metalloid white	Applicable model		Applicable block No.	Ref. No.
	CODE		R-380	NH-436M	NH-A96P	Initial applicable model	Final applicable model		
	Name of colored parts	Basic part No.	R380	NH436	NHA96				
1	BODY COMP., FRAME	50100-MKP-C80	ZA	ZA	ZA			F-39	1
2	COVER A, L. SIDE	83611-MKP-J80	ZB	ZA	ZB			F-24	8
3	COVER A, R. SIDE	83511-MKP-J80	ZB	ZA	ZB			F-24	6
4	COVER, EX. MANIFOLD	18180-MKP-J40	ZB	ZB	ZB			F-27	25
5	COWL SET A, L. SIDE	64440-MKP-J80	ZB	ZA	ZB			F-45	11
6	COWL SET A, R. SIDE	64340-MKP-J80	ZB	ZA	ZB			F-45	6
7	COWL SET, L. MIDDLE	64400-MKP-DL0	-	ZD	ZC			F-45	9
8	COWL SET, L. MIDDLE	64400-MKP-J80	ZF	-	-			F-45	9
9	COWL SET, R. MIDDLE	64300-MKP-DL0	-	ZD	ZC			F-45	4
10	COWL SET, R. MIDDLE	64300-MKP-J80	ZC	-	-			F-45	4
11	COWL, L. RR.	77251-MJW-J80	ZA	ZA	ZA			F-23-10	3
12	COWL, R. RR.	77241-MGZ-J80	ZA	ZA	ZA			F-23-10	2
13	FENDER SET A, RR.	80100-MGZ-D01	ZA	ZA	ZA			F-34	3
14	FENDER SET A, RR.	80100-MGZ-J01	ZA	ZA	ZA			F-34	3
15	FENDER SET, FR.	61110-MKP-J80	ZA	ZA	ZA			F-10	6
16	GRIP, L. RR.	77340-MGZ-J80	ZD	ZD	ZD			F-23	14
17	GRIP, R. RR.	77330-MGZ-J80	ZE	ZE	ZE			F-23	11
18	HOLDER, HANDLE UNDER	53132-MKP-J80	ZA	ZA	ZA			F-7	16
19	HOLDER, HANDLE UPPER	53131-MKP-J40	ZA	ZA	ZA			F-7	15
20	MARK, ABS	86611-MGZ-D10	ZA	ZA	ZA			F-50	6

CB500XA (CB500XAM).....IN,MA

No.	MODEL		CB500XAM						
	COLOR		Grand prix red	Mat gunpowder black metallic	Pearl metalloid white	Applicable model		Applicable block No.	Ref. No.
	CODE		R-380	NH-436M	NH-A96P	Initial applicable model	Final applicable model		
	Name of colored parts	Basic part No.	R380	NH436	NHA96				
21	MARK, HONDA	86102-MGZ-J00	ZA	ZA	ZA			F-50	1
22	MARK, L. WING	86202-MKP-J80	ZB	ZA	ZB			F-50	5
23	MARK, R. WING	86201-MKP-J80	ZB	ZA	ZB			F-50	4
24	PIPE, STEERING HANDLE	53100-MKP-J80	ZA	ZA	ZA			F-7	10
25	RAIL COMP., SEAT	50240-MKP-J80	ZB	ZB	ZB			F-39	2
26	STRIPE A, L. MIDDLE COWL	86642-MKP-DL0	-	ZB	ZA			F-50	9
27	STRIPE A, L. MIDDLE COWL	86642-MKP-J80	ZC	-	-			F-50	9
28	STRIPE A, R. MIDDLE COWL	86641-MKP-DL0	-	ZB	ZA			F-50	7
29	STRIPE A, R. MIDDLE COWL	86641-MKP-J80	ZC	-	-			F-50	7
30	STRIPE B, L. MIDDLE COWL	86644-MKP-DL0	-	ZB	ZA			F-50	12
31	STRIPE B, L. MIDDLE COWL	86644-MKP-J80	ZC	-	-			F-50	12
32	STRIPE B, R. MIDDLE COWL	86643-MKP-DL0	-	ZB	ZA			F-50	11
33	STRIPE B, R. MIDDLE COWL	86643-MKP-J80	ZC	-	-			F-50	11
34	STRIPE, L. FUEL TANK	86172-MKP-DL0	-	ZB	-			F-50	3
35	STRIPE, L. FUEL TANK	86172-MKP-J80	ZC	-	ZA			F-50	3
36	STRIPE, R. FUEL TANK	86171-MKP-DL0	-	ZB	-			F-50	2
37	STRIPE, R. FUEL TANK	86171-MKP-J80	ZC	-	ZA			F-50	2
38	TANK ASSY., FUEL	17500-MKP-DL0	-	ZB	-			F-21	6
39	TANK ASSY., FUEL	17500-MKP-J80	ZC	-	ZA			F-21	6



CB500XA (CB500XAM).....U

No.	MODEL		CB500XAM						
	COLOR		Grand prix red	Mat gunpowder black metallic	Pearl metalloid white	Applicable model		Applicable block No.	Ref. No.
	CODE		R-380	NH-436M	NH-A96P	Initial applicable model	Final applicable model		
	Name of colored parts	Basic part No.	R380	NH436	NHA96				
1	BODY COMP., FRAME	50100-MKP-C80	ZA	ZA	ZA			F-39	1
2	COVER A, L. SIDE	83611-MKP-J80	ZB	ZA	ZB			F-24	8
3	COVER A, R. SIDE	83511-MKP-J80	ZB	ZA	ZB			F-24	6
4	COVER, EX. MANIFOLD	18180-MKP-J40	ZB	ZB	ZB			F-27	25
5	COWL SET A, L. SIDE	64440-MKP-J80	ZB	ZA	ZB			F-45	11
6	COWL SET A, R. SIDE	64340-MKP-J80	ZB	ZA	ZB			F-45	6
7	COWL SET, L. MIDDLE	64400-MKP-DL0	-	ZD	ZC			F-45	9
8	COWL SET, L. MIDDLE	64400-MKP-J80	ZF	-	-			F-45	9
9	COWL SET, R. MIDDLE	64300-MKP-DL0	-	ZD	ZC			F-45	4
10	COWL SET, R. MIDDLE	64300-MKP-J80	ZC	-	-			F-45	4
11	COWL, L. RR.	77251-MJW-J80	ZA	ZA	ZA			F-23-10	3
12	COWL, R. RR.	77241-MGZ-J80	ZA	ZA	ZA			F-23-10	2
13	FENDER SET A, RR.	80100-MGZ-D01	ZA	ZA	ZA			F-34	3
14	FENDER SET, FR.	61110-MKP-J80	ZA	ZA	ZA			F-10	6
15	GRIP, L. RR.	77340-MGZ-J80	ZD	ZD	ZD			F-23	14
16	GRIP, R. RR.	77330-MGZ-J80	ZE	ZE	ZE			F-23	11
17	HOLDER, HANDLE UNDER	53132-MKP-J80	ZA	ZA	ZA			F-7	16
18	HOLDER, HANDLE UPPER	53131-MKP-J40	ZA	ZA	ZA			F-7	15
19	MARK, ABS	86611-MGZ-D10	ZA	ZA	ZA			F-50	6
20	MARK, HONDA	86102-MGZ-J00	ZA	ZA	ZA			F-50	1

CB500XA (CB500XAM).....U

No.	MODEL		CB500XAM						
	COLOR		Grand prix red	Mat gunpowder black metallic	Pearl metalloid white	Applicable model		Applicable block No.	Ref. No.
	CODE		R-380	NH-436M	NH-A96P	Initial applicable model	Final applicable model		
	Name of colored parts	Basic part No.	R380	NH436	NHA96				
21	MARK, L. WING	86202-MKP-J80	ZB	ZA	ZB			F-50	5
22	MARK, R. WING	86201-MKP-J80	ZB	ZA	ZB			F-50	4
23	PIPE, STEERING HANDLE	53100-MKP-J80	ZA	ZA	ZA			F-7	10
24	RAIL COMP., SEAT	50240-MKP-J80	ZB	ZB	ZB			F-39	2
25	STRIPE A, L. MIDDLE COWL	86642-MKP-DL0	-	ZB	ZA			F-50	9
26	STRIPE A, L. MIDDLE COWL	86642-MKP-J80	ZC	-	-			F-50	9
27	STRIPE A, R. MIDDLE COWL	86641-MKP-DL0	-	ZB	ZA			F-50	7
28	STRIPE A, R. MIDDLE COWL	86641-MKP-J80	ZC	-	-			F-50	7
29	STRIPE B, L. MIDDLE COWL	86644-MKP-DL0	-	ZB	ZA			F-50	12
30	STRIPE B, L. MIDDLE COWL	86644-MKP-J80	ZC	-	-			F-50	12
31	STRIPE B, R. MIDDLE COWL	86643-MKP-DL0	-	ZB	ZA			F-50	11
32	STRIPE B, R. MIDDLE COWL	86643-MKP-J80	ZC	-	-			F-50	11
33	STRIPE, L. FUEL TANK	86172-MKP-DL0	-	ZB	-			F-50	3
34	STRIPE, L. FUEL TANK	86172-MKP-J80	ZC	-	ZA			F-50	3
35	STRIPE, R. FUEL TANK	86171-MKP-DL0	-	ZB	-			F-50	2
36	STRIPE, R. FUEL TANK	86171-MKP-J80	ZC	-	ZA			F-50	2
37	TANK ASSY., FUEL	17500-MKP-DL0	-	ZB	-			F-21	6
38	TANK ASSY., FUEL	17500-MKP-J80	ZC	-	ZA			F-21	6



CB500XA (CB500XAN).....CH,ED,KO

No.	MODEL		CB500XAN						
	COLOR		Grand prix red	Mat gunpowder black metallic	Pearl organic green	Applicable model		Applicable block No.	Ref. No.
	CODE		R-380	NH-436M	GY-157P	Initial applicable model	Final applicable model		
	Name of colored parts	Basic part No.	R380	NH436	GY157				
1	BODY COMP., FRAME	50100-MKP-J80	ZA	ZA	ZA			F-39	1
2	COVER A, L. SIDE	83611-MKP-J80	ZH	ZH	ZH			F-24	8
3	COVER A, R. SIDE	83511-MKP-J80	ZH	ZH	ZH			F-24	6
4	COVER, EX. MANIFOLD	18180-MKP-J40	ZB	ZB	ZB			F-27	25
5	COWL SET A, L. SIDE	64440-MKP-DQ0	ZA	ZA	ZA			F-45	11
6	COWL SET A, R. SIDE	64340-MKP-DQ0	ZA	ZA	ZA			F-45	6
7	COWL SET, L. MIDDLE	64400-MKP-DQ0	ZC	ZB	ZA			F-45	9
8	COWL SET, R. MIDDLE	64300-MKP-DQ0	ZC	ZB	ZA			F-45	4
9	COWL, L. RR.	77251-MJW-J80	ZA	ZA	ZA			F-23-10	3
10	COWL, R. RR.	77241-MGZ-J80	ZA	ZA	ZA			F-23-10	2
11	FENDER SET A, RR.	80100-MGZ-D01	ZA	ZA	ZA			F-34	3
12	FENDER SET A, RR.	80100-MJV-H01	ZA	ZA	-			F-34	3
13	FENDER SET, FR.	61110-MKP-DQ0	ZC	ZB	ZA			F-10-1	2
14	GRIP, L. RR.	77340-MGZ-J80	ZD	ZD	ZD			F-23	14
15	GRIP, R. RR.	77330-MGZ-J80	ZE	ZE	ZE			F-23	11
16	HOLDER, HANDLE UNDER	53132-MKP-J80	ZA	ZA	ZA			F-7	16
17	HOLDER, HANDLE UPPER	53131-MKP-J40	ZA	ZA	ZA			F-7	15
18	MARK, HONDA	86102-MGZ-J00	ZA	ZA	ZA			F-50-1	1
19	MARK, L. MIDDLE COWL	86644-MKP-DQ0	ZC	ZB	ZA			F-50-1	11
20	MARK, L. WING	86202-MKP-DQ0	ZA	ZA	ZA			F-50-1	5

CB500XA (CB500XAN).....CH,ED,KO

No.	MODEL		CB500XAN						
	COLOR		Grand prix red	Mat gunpowder black metallic	Pearl organic green	Applicable model		Applicable block No.	Ref. No.
	CODE		R-380	NH-436M	GY-157P	Initial applicable model	Final applicable model		
	Name of colored parts	Basic part No.	R380	NH436	GY157				
21	MARK, R. MIDDLE COWL	86643-MKP-DQ0	ZC	ZB	ZA			F-50-1	10
22	MARK, R. WING	86201-MKP-DQ0	ZA	ZA	ZA			F-50-1	4
23	PIPE, STEERING HANDLE	53100-MKP-DQ0	ZA	ZA	ZA			F-7	10
24	RAIL COMP., SEAT	50240-MKP-J80	ZA	ZA	ZA			F-39	2
25	STRIPE A, L. SIDE COWL	86646-MKP-DQ0	ZA	ZA	ZA			F-50-1	13
26	STRIPE A, R. SIDE COWL	86645-MKP-DQ0	ZA	ZA	ZA			F-50-1	12
27	STRIPE, L. FR. FENDER	86612-MKP-DQ0	ZC	ZB	ZA			F-50-1	7
28	STRIPE, L. FUEL TANK	86172-MKP-DQ0	ZC	ZB	ZA			F-50-1	3
29	STRIPE, L. MIDDLE COWL	86642-MKP-DQ0	ZC	ZB	ZA			F-50-1	9
30	STRIPE, R. FR. FENDER	86611-MKP-DQ0	ZC	ZB	ZA			F-50-1	6
31	STRIPE, R. FUEL TANK	86171-MKP-DQ0	ZC	ZB	ZA			F-50-1	2
32	STRIPE, R. MIDDLE COWL	86641-MKP-DQ0	ZC	ZB	ZA			F-50-1	8
33	TANK ASSY., FUEL	17500-MKP-DQ0	ZC	ZB	ZA			F-21	6



CB500XA (CB500XAN).....IN,MA

No.	MODEL		CB500XAN						
	COLOR		Grand prix red	Mat gunpowder black metallic	Pearl organic green	Applicable model		Applicable block No.	Ref. No.
	CODE		R-380	NH-436M	GY-157P	Initial applicable model	Final applicable model		
	Name of colored parts	Basic part No.	R380	NH436	GY157				
1	BODY COMP., FRAME	50100-MKP-C80	ZA	ZA	ZA			F-39	1
2	COVER A, L. SIDE	83611-MKP-J80	ZH	ZH	ZH			F-24	8
3	COVER A, R. SIDE	83511-MKP-J80	ZH	ZH	ZH			F-24	6
4	COVER, EX. MANIFOLD	18180-MKP-J40	ZB	ZB	ZB			F-27	25
5	COWL SET A, L. SIDE	64440-MKP-DQ0	ZA	ZA	ZA			F-45	11
6	COWL SET A, R. SIDE	64340-MKP-DQ0	ZA	ZA	ZA			F-45	6
7	COWL SET, L. MIDDLE	64400-MKP-DQ0	ZC	ZB	ZA			F-45	9
8	COWL SET, R. MIDDLE	64300-MKP-DQ0	ZC	ZB	ZA			F-45	4
9	COWL, L. RR.	77251-MJW-J80	ZA	ZA	ZA			F-23-10	3
10	COWL, R. RR.	77241-MGZ-J80	ZA	ZA	ZA			F-23-10	2
11	FENDER SET A, RR.	80100-MGZ-D01	ZA	ZA	ZA			F-34	3
12	FENDER SET A, RR.	80100-MGZ-J01	ZA	ZA	ZA			F-34	3
13	FENDER SET, FR.	61110-MKP-DQ0	ZC	ZB	ZA			F-10-1	2
14	GRIP, L. RR.	77340-MGZ-J80	ZD	ZD	ZD			F-23	14
15	GRIP, R. RR.	77330-MGZ-J80	ZE	ZE	ZE			F-23	11
16	HOLDER, HANDLE UNDER	53132-MKP-J80	ZA	ZA	ZA			F-7	16
17	HOLDER, HANDLE UPPER	53131-MKP-J40	ZA	ZA	ZA			F-7	15
18	MARK, HONDA	86102-MGZ-J00	ZA	ZA	ZA			F-50-1	1
19	MARK, L. MIDDLE COWL	86644-MKP-DQ0	ZC	ZB	ZA			F-50-1	11
20	MARK, L. WING	86202-MKP-DQ0	ZA	ZA	ZA			F-50-1	5

CB500XA (CB500XAN).....IN,MA

No.	MODEL		CB500XAN						
	COLOR		Grand prix red	Mat gunpowder black metallic	Pearl organic green	Applicable model		Applicable block No.	Ref. No.
	CODE		R-380	NH-436M	GY-157P	Initial applicable model	Final applicable model		
	Name of colored parts	Basic part No.	R380	NH436	GY157				
21	MARK, R. MIDDLE COWL	86643-MKP-DQ0	ZC	ZB	ZA			F-50-1	10
22	MARK, R. WING	86201-MKP-DQ0	ZA	ZA	ZA			F-50-1	4
23	PIPE, STEERING HANDLE	53100-MKP-DQ0	ZA	ZA	ZA			F-7	10
24	RAIL COMP., SEAT	50240-MKP-J80	ZA	ZA	ZA			F-39	2
25	STRIPE A, L. SIDE COWL	86646-MKP-DQ0	ZA	ZA	ZA			F-50-1	13
26	STRIPE A, R. SIDE COWL	86645-MKP-DQ0	ZA	ZA	ZA			F-50-1	12
27	STRIPE, L. FR. FENDER	86612-MKP-DQ0	ZC	ZB	ZA			F-50-1	7
28	STRIPE, L. FUEL TANK	86172-MKP-DQ0	ZC	ZB	ZA			F-50-1	3
29	STRIPE, L. MIDDLE COWL	86642-MKP-DQ0	ZC	ZB	ZA			F-50-1	9
30	STRIPE, R. FR. FENDER	86611-MKP-DQ0	ZC	ZB	ZA			F-50-1	6
31	STRIPE, R. FUEL TANK	86171-MKP-DQ0	ZC	ZB	ZA			F-50-1	2
32	STRIPE, R. MIDDLE COWL	86641-MKP-DQ0	ZC	ZB	ZA			F-50-1	8
33	TANK ASSY., FUEL	17500-MKP-DQ0	ZC	ZB	ZA			F-21	6



CB500XA (CB500XAN).....U

No.	MODEL		CB500XAN						
	COLOR		Grand prix red	Mat gunpowder black metallic	Pearl organic green	Applicable model		Applicable block No.	Ref. No.
	CODE		R-380	NH-436M	GY-157P	Initial applicable model	Final applicable model		
	Name of colored parts	Basic part No.	R380	NH436	GY157				
1	BODY COMP., FRAME	50100-MKP-C80	ZA	ZA	ZA			F-39	1
2	COVER A, L. SIDE	83611-MKP-J80	ZH	ZH	ZH			F-24	8
3	COVER A, R. SIDE	83511-MKP-J80	ZH	ZH	ZH			F-24	6
4	COVER, EX. MANIFOLD	18180-MKP-J40	ZB	ZB	ZB			F-27	25
5	COWL SET A, L. SIDE	64440-MKP-DQ0	ZA	ZA	ZA			F-45	11
6	COWL SET A, R. SIDE	64340-MKP-DQ0	ZA	ZA	ZA			F-45	6
7	COWL SET, L. MIDDLE	64400-MKP-DQ0	ZC	ZB	ZA			F-45	9
8	COWL SET, R. MIDDLE	64300-MKP-DQ0	ZC	ZB	ZA			F-45	4
9	COWL, L. RR.	77251-MJW-J80	ZA	ZA	ZA			F-23-10	3
10	COWL, R. RR.	77241-MGZ-J80	ZA	ZA	ZA			F-23-10	2
11	FENDER SET A, RR.	80100-MGZ-D01	ZA	ZA	ZA			F-34	3
12	FENDER SET, FR.	61110-MKP-DQ0	ZC	ZB	ZA			F-10-1	2
13	GRIP, L. RR.	77340-MGZ-J80	ZD	ZD	ZD			F-23	14
14	GRIP, R. RR.	77330-MGZ-J80	ZE	ZE	ZE			F-23	11
15	HOLDER, HANDLE UNDER	53132-MKP-J80	ZA	ZA	ZA			F-7	16
16	HOLDER, HANDLE UPPER	53131-MKP-J40	ZA	ZA	ZA			F-7	15
17	MARK, HONDA	86102-MGZ-J00	ZA	ZA	ZA			F-50-1	1
18	MARK, L. MIDDLE COWL	86644-MKP-DQ0	ZC	ZB	ZA			F-50-1	11
19	MARK, L. WING	86202-MKP-DQ0	ZA	ZA	ZA			F-50-1	5
20	MARK, R. MIDDLE COWL	86643-MKP-DQ0	ZC	ZB	ZA			F-50-1	10

CB500XA (CB500XAN).....U

No.	MODEL		CB500XAN						
	COLOR		Grand prix red	Mat gunpowder black metallic	Pearl organic green	Applicable model		Applicable block No.	Ref. No.
	CODE		R-380	NH-436M	GY-157P				
	Name of colored parts	Basic part No.	R380	NH436	GY157	Initial applicable model	Final applicable model		
21	MARK, R. WING	86201-MKP-DQ0	ZA	ZA	ZA			F-50-1	4
22	PIPE, STEERING HANDLE	53100-MKP-DQ0	ZA	ZA	ZA			F-7	10
23	RAIL COMP., SEAT	50240-MKP-J80	ZA	ZA	ZA			F-39	2
24	STRIPE A, L. SIDE COWL	86646-MKP-DQ0	ZA	ZA	ZA			F-50-1	13
25	STRIPE A, R. SIDE COWL	86645-MKP-DQ0	ZA	ZA	ZA			F-50-1	12
26	STRIPE, L. FR. FENDER	86612-MKP-DQ0	ZC	ZB	ZA			F-50-1	7
27	STRIPE, L. FUEL TANK	86172-MKP-DQ0	ZC	ZB	ZA			F-50-1	3
28	STRIPE, L. MIDDLE COWL	86642-MKP-DQ0	ZC	ZB	ZA			F-50-1	9
29	STRIPE, R. FR. FENDER	86611-MKP-DQ0	ZC	ZB	ZA			F-50-1	6
30	STRIPE, R. FUEL TANK	86171-MKP-DQ0	ZC	ZB	ZA			F-50-1	2
31	STRIPE, R. MIDDLE COWL	86641-MKP-DQ0	ZC	ZB	ZA			F-50-1	8
32	TANK ASSY., FUEL	17500-MKP-DQ0	ZC	ZB	ZA			F-21	6



Fuel hose, general purpose hoses and vinyl hose

- The standard part fuel hose, general purpose hose and vinyl hose may be substituted by the coiled bulk part.
- When ordering the standard part fuel hose, general purpose hose and vinyl hose use the bulk part number written in the parts catalogue in brackets () underneath the part name, or use the catalogue below.
(The bulk part standard length is 1 m, however, those displayed in the catalogue < > are available in 3 m and 8 m lengths.)
- When exchanging the hose, cut and use at the specified length as mentioned in the part name.
(For the method of cutting the bulk part, and method of filling out orders etc., please refer to the service manual and the instructions issued with the bulk part.)
- The list below is a catalogue of the standard part numbers and bulk part numbers. Note that those numbers are applicable to the listed replacement parts only.

Fuel hoses/Tubes			
Standard part No.	Bulk part No.	Bulk part	
		Inner diameter (mm)	Length (m)
95001-30xxx-2x	95001-30001-20M	3.0	1
95001-30xxx-3x	95001-30001-30M	3.0	1
95001-30xxx-4x	95001-30001-40M	3.0	1
95001-35xxx-2x	95001-35001-50M <95001-35003-50M>	3.5	1 3
95001-35xxx-3x	95001-35001-60M <95001-35003-60M>	3.5	1 3
95001-35xxx-4x	95001-35001-60M <95001-35003-60M>	3.5	1 3
95001-35xxx-5x	95001-35001-50M <95001-35003-50M>	3.5	1 3
95001-35xxx-6x	95001-35001-60M <95001-35003-60M>	3.5	1 3
95001-45xxx-2x	95001-45001-50M <95001-45003-50M>	4.5	1 3
95001-45xxx-3x	95001-45001-60M <95001-45003-60M> <95001-45008-60M>	4.5	1 3 8
95001-45xxx-4x	95001-45001-60M <95001-45003-60M> <95001-45008-60M>	4.5	1 3 8
95001-45xxx-5x	95001-45001-50M <95001-45003-50M>	4.5	1 3
95001-45xxx-6x	95001-45001-60M <95001-45003-60M> <95001-45008-60M>	4.5	1 3 8
95001-55xxx-2x	95001-55001-50M <95001-55003-50M> <95001-55008-50M>	5.5	1 3 8

Fuel hoses/Tubes			
Standard part No.	Bulk part No.	Bulk part	
		Inner diameter (mm)	Length (m)
95001-55xxx-3x	95001-55001-60M <95001-55003-60M> <95001-55008-60M>	5.5	1 3 8
95001-55xxx-4x	95001-55001-60M <95001-55003-60M> <95001-55008-60M>	5.5	1 3 8
95001-55xxx-5x	95001-55001-50M <95001-55003-50M> <95001-55008-50M>	5.5	1 3 8
95001-55xxx-6x	95001-55001-60M <95001-55003-60M> <95001-55008-60M>	5.5	1 3 8
95001-75xxx-2x	95001-75001-50M <95001-75003-50M>	7.5	1 3
95001-75xxx-3x	95001-75001-60M <95001-75003-60M> <95001-75008-60M>	7.5	1 3 8
95001-75xxx-4x	95001-75001-60M <95001-75003-60M> <95001-75008-60M>	7.5	1 3 8
95001-75xxx-5x	95001-75001-50M <95001-75003-50M>	7.5	1 3
95001-75xxx-6x	95001-75001-60M <95001-75003-60M> <95001-75008-60M>	7.5	1 3 8
95001-80xxx-2x	95001-80001-50M	8.0	1
95001-80xxx-3x	95001-80001-60M	8.0	1
95001-80xxx-4x	95001-80001-60M	8.0	1
95001-80xxx-5x	95001-80001-50M	8.0	1
95001-80xxx-6x	95001-80001-60M	8.0	1

Vinyl tube				
Standard part No.	Bulk part No.	Bulk part		
		Inner dia- meter (mm)	Outer dia-meter (mm)	Length (m)
95003-01xxx-3x	95003-01001-60M <95003-01003-60M>	2.9	6.8	1 3
95003-01xxx-60	95003-01001-60M <95003-01003-60M>	2.9	6.8	1 3
95003-03xxx-3x	95003-03001-60M <95003-03003-60M>	3.0	6.0	1 3
95003-03xxx-60	95003-03001-60M <95003-03003-60M>	3.0	6.0	1 3
95003-05xxx-3x	95003-05001-60M <95003-05003-60M> <95003-05008-60M>	3.5	6.5	1 3 8
95003-05xxx-60	95003-05001-60M <95003-05003-60M> <95003-05008-60M>	3.5	6.5	1 3 8
95003-07xxx-1x	95003-07001-10M <95003-07003-10M> <95003-07008-10M>	4.0	7.0	1 3 8
95003-07xxx-20	95003-07001-10M <95003-07003-10M> <95003-07008-10M>	4.0	7.0	1 3 8
95003-07xxx-3x	95003-07001-60M <95003-07003-60M> <95003-07008-60M>	4.0	7.0	1 3 8
95003-07xxx-60	95003-07001-60M <95003-07003-60M> <95003-07008-60M>	4.0	7.0	1 3 8
95003-07xxx-7x	95003-07001-70M <95003-07003-70M> <95003-07008-70M>	4.0	7.0	1 3 8
95003-08xxx-1x	95003-08001-10M <95003-08003-10M> <95003-08008-10M>	4.5	6.5	1 3 8
95003-09xxx-3x	95003-09001-60M <95003-09003-60M>	4.5	8.0	1 3
95003-09xxx-60	95003-09001-60M <95003-09003-60M>	4.5	8.0	1 3
95003-10xxx-1x	95003-10001-10M <95003-10003-10M>	5.0	8.0	1 3
95003-10xxx-20	95003-10001-10M <95003-10003-10M>	5.0	8.0	1 3
95003-10xxx-3x	95003-10001-60M <95003-10003-60M>	5.0	8.0	1 3
95003-10xxx-60	95003-10001-60M <95003-10003-60M>	5.0	8.0	1 3
95003-11xxx-3x	95003-11001-60M <95003-11003-60M> <95003-11008-60M>	5.0	9.0	1 3 8
95003-11xxx-60	95003-11001-60M <95003-11003-60M> <95003-11008-60M>	5.0	9.0	1 3 8
95003-12xxx-1x	95003-12001-10M <95003-12003-10M> <95003-12008-10M>	5.0	7.0	1 3 8
95003-12xxx-20	95003-12001-10M <95003-12003-10M> <95003-12008-10M>	5.0	7.0	1 3 8

Vinyl tube				
Standard part No.	Bulk part No.	Bulk part		
		Inner dia- meter (mm)	Outer dia-meter (mm)	Length (m)
95003-14xxx-1x	95003-14001-10M <95003-14003-10M>	6.0	9.0	1 3
95003-14xxx-20	95003-14001-10M <95003-14003-10M>	6.0	9.0	1 3
95003-14xxx-3x	95003-14001-60M <95003-14003-60M>	6.0	9.0	1 3
95003-17xxx-1x	95003-17001-10M <95003-17003-10M>	7.0	9.0	1 3
95003-19xxx-1x	95003-19001-10M <95003-19003-10M> <95003-19008-10M>	7.0	11.0	1 3 8
95003-19xxx-20	95003-19001-10M <95003-19003-10M> <95003-19008-10M>	7.0	11.0	1 3 8
95003-19xxx-3x	95003-19001-60M <95003-19003-60M> <95003-19008-60M>	7.0	11.0	1 3 8
95003-19xxx-60	95003-19001-60M <95003-19003-60M> <95003-19008-60M>	7.0	11.0	1 3 8
95003-21xxx-1x	95003-21001-10M <95003-21003-10M>	8.0	9.0	1 3
95003-21xxx-20	95003-21001-10M <95003-21003-10M>	8.0	9.0	1 3
95003-23xxx-1x	95003-23001-10M <95003-23003-10M>	8.0	12.0	1 3
95003-23xxx-20	95003-23001-10M <95003-23003-10M>	8.0	12.0	1 3
95003-23xxx-3x	95003-23001-60M <95003-23003-60M> <95003-23008-60M>	8.0	12.0	1 3 8
95003-23xxx-60	95003-23001-60M <95003-23003-60M> <95003-23008-60M>	8.0	12.0	1 3 8
95003-25xxx-1x	95003-25001-10M <95003-25003-10M>	9.0	11.0	1 3
95003-25xxx-20	95003-25001-10M <95003-25003-10M>	9.0	11.0	1 3
95003-25xxx-3x	95003-25001-60M <95003-25003-60M>	9.0	11.0	1 3
95003-25xxx-7x	95003-25001-70M <95003-25003-70M>	9.0	11.0	1 3
95003-27xxx-1x	95003-27001-10M <95003-27003-10M>	9.0	13.0	1 3
95003-27xxx-20	95003-27001-10M <95003-27003-10M>	9.0	13.0	1 3
95003-27xxx-3x	95003-27001-60M <95003-27003-60M>	9.0	13.0	1 3
95003-27xxx-60	95003-27001-60M <95003-27003-60M>	9.0	13.0	1 3
95003-33xxx-1x	95003-33001-10M <95003-33003-10M>	10.0	14.0	1 3
95003-33xxx-20	95003-33001-10M <95003-33003-10M>	10.0	14.0	1 3

Vinyl tube				
Standard part No.	Bulk part No.	Bulk part		
		Inner dia- meter (mm)	Outer dia-meter (mm)	Length (m)
95003-36xxx-1x	95003-36001-10M <95003-36003-10M> <95003-36008-10M>	11.0	13.0	1 3 8
95003-36xxx-20	95003-36001-10M <95003-36003-10M> <95003-36008-10M>	11.0	13.0	1 3 8
95003-37xxx-3x	95003-37001-60M <95003-37003-60M>	11.0	15.0	1 3
95003-37xxx-60	95003-37001-60M <95003-37003-60M>	11.0	15.0	1 3
95003-38xxx-1x	95003-38001-10M <95003-38003-10M>	12.0	13.0	1 3
95003-38xxx-20	95003-38001-10M <95003-38003-10M>	12.0	13.0	1 3
95003-39xxx-1x	95003-39001-10M <95003-39003-10M>	12.0	14.0	1 3
95003-39xxx-20	95003-39001-10M <95003-39003-10M>	12.0	14.0	1 3
95003-40xxx-20	95003-40001-10M <95003-40003-10M>	12.0	16.0	1 3
95003-40xxx-3x	95003-40001-60M <95003-40003-60M>	12.0	16.0	1 3
95003-40xxx-60	95003-40001-60M <95003-40003-60M>	12.0	16.0	1 3
95003-43xxx-1x	95003-43001-10M <95003-43003-10M> <95003-43008-10M>	13.0	15.0	1 3 8
95003-43xxx-20	95003-43001-10M <95003-43003-10M> <95003-43008-10M>	13.0	15.0	1 3 8
95003-45xxx-1x	95003-45001-10M <95003-45003-10M> <95003-45008-10M>	14.0	18.0	1 3 8
95003-45xxx-20	95003-45001-10M <95003-45003-10M> <95003-45008-10M>	14.0	18.0	1 3 8
95003-50xxx-1x	95003-50001-10M <95003-50003-10M>	16.0	19.0	1 3
95003-50xxx-20	95003-50001-10M <95003-50003-10M>	16.0	19.0	1 3
95003-50xxx-3x	95003-50001-60M <95003-50003-60M>	16.0	19.0	1 3
95003-55xxx-1x	95003-55001-10M <95003-55003-10M>	17.5	20.5	1 3
95003-55xxx-20	95003-55001-10M <95003-55003-10M>	17.5	20.5	1 3
95003-60xxx-1x	95003-60001-10M <95003-60003-10M>	22.0	27.0	1 3
95003-60xxx-20	95003-60001-10M <95003-60003-10M>	22.0	27.0	1 3
95003-60xxx-3x	95003-60001-60M <95003-60003-60M>	22.0	27.0	1 3
95003-60xxx-60	95003-60001-60M <95003-60003-60M>	22.0	27.0	1 3



General purpose hoses			
Standard part No.	Bulk part No.	Bulk part	
		Inner diameter (mm)	Length (m)
95005-11xxx-3x	95005-11001-30M	11.0	1
95005-11xxx-5x	95005-11001-50M	11.0	1
95005-12xxx-1x	95005-12001-10M <95005-12003-10M>	12.0	1 3
95005-12xxx-2x	95005-12001-20M	12.0	1
95005-12xxx-3x	95005-12001-30M	12.0	1
95005-12xxx-5x	95005-12001-50M	12.0	1
95005-14xxx-1x	95005-14001-10M	14.0	1
95005-14xxx-2x	95005-14001-20M <95005-14003-20M>	14.0	1 3
95005-14xxx-3x	95005-14001-30M	14.0	1
95005-14xxx-5x	95005-14001-50M	14.0	1
95005-17xxx-1x	95005-17001-10M	17.0	1
95005-17xxx-2x	95005-17001-20M	17.0	1
95005-17xxx-3x	95005-17001-30M	17.0	1
95005-17xxx-5x	95005-17001-50M	17.0	1
95005-30xxx-3x	95005-30001-30M	3.0	1
95005-30xxx-5x	95005-30001-50M	3.0	1
95005-35xxx-1x	95005-35001-10M <95005-35003-10M> <95005-35008-10M>	3.5	1 3 8
95005-35xxx-2x	95005-35001-20M	3.5	1
95005-35xxx-3x	95005-35001-30M	3.5	1
95005-35xxx-4x	95005-35001-10M <95005-35003-10M> <95005-35008-10M>	3.5	1 3 8
95005-35xxx-5x	95005-35001-50M	3.5	1
95005-45xxx-1x	95005-45001-10M <95005-45003-10M> <95005-45008-10M>	4.5	1 3 8
95005-45xxx-2x	95005-45001-20M	4.5	1
95005-45xxx-3x	95005-45001-30M	4.5	1

General purpose hoses			
Standard part No.	Bulk part No.	Bulk part	
		Inner diameter (mm)	Length (m)
95005-45xxx-4x	95005-45001-10M <95005-45003-10M> <95005-45008-10M>	4.5	1 3 8
95005-45xxx-5x	95005-45001-50M	4.5	1
95005-50xxx-3x	95005-50001-30M <95005-50003-30M>	5.0	1 3
95005-50xxx-5x	95005-50001-50M	5.0	1
95005-55xxx-1x	95005-55001-10M <95005-55003-10M> <95005-55008-10M>	5.3	1 3 8
95005-55xxx-2x	95005-55001-20M <95005-55003-20M>	5.3	1 3
95005-55xxx-4x	95005-55001-10M <95005-55003-10M> <95005-55008-10M>	5.3	1 3 8
95005-65xxx-1x	95005-65001-10M <95005-65003-10M>	6.5	1 3
95005-65xxx-2x	95005-65001-20M	6.5	1
95005-70xxx-3x	95005-70001-30M <95005-70003-30M>	7.0	1 3
95005-70xxx-5x	95005-70001-50M	7.0	1
95005-75xxx-1x	95005-75001-10M <95005-75003-10M>	7.3	1 3
95005-75xxx-2x	95005-75001-20M	7.3	1
95005-80xxx-1x	95005-80001-10M <95005-80003-10M>	8.0	1 3
95005-80xxx-2x	95005-80001-20M	8.0	1
95005-80xxx-3x	95005-80001-30M	8.0	1
95005-80xxx-5x	95005-80001-50M	8.0	1
95005-91xxx-3x	95005-91001-30M	12.0	1
95005-91xxx-5x	95005-91001-50M	12.0	1
95005-92xxx-3x	95005-92001-30M	12.0	1
95005-92xxx-5x	95005-92001-50M	12.0	1

NOTE: X is displayed to represent the omitted numerals and letters of the roman alphabet.

⊙ **CAUTION: It is DANGEROUS to confuse the fuel hose with the general purpose hose or vinyl hose.**

Never use a general purpose hose or vinyl hose in place of a fuel hose or vice versa. Always use the correct bulk part in the parts catalogue, according to the service manual or the instructions issued with the bulk part.

• Bulk part number of fuel hose, general purpose hose and vinyl hose.

(Example)

9 5 0 0 1 - 7 5 0 0 1 - 5 0 M

Bulk part number: Refers to the bulk part.

Marking code (hose type): (fuel hose and general purpose hose)

Change code (for added hose): (Vinyl hose)

• Indicates number mark or change sequence, however, the code for the bulk part must be strictly 0 (zero).

Types of code:

- Fuel hose
 - 2: Red outside braid (3 mm inside dia. only)
 - 5: Black inside braid
 - 3: Red (3 mm inside dia. only)
 - 4: Ash gray with red stripe (3 mm inside dia. only)
 - 6: Black

- Vinyl hose
 - 1: Clear
 - 2: Black
 - 3: Light red
 - 6: Light red
 - 7: Pale black

- General hose
 - 1: Ash gray
 - 2: Ash gray
 - 3: Black
 - 5: Black

Lengths: 001: 1 m (standard)
003: 3 m
008: 8 m

I.D code: (fuel hose and general purpose hose)

- | | |
|--------------------|--------------------------------|
| 30: 3.0 mm | 11: 11 mm |
| 35: 3.5 mm | 91: 12 mm (outside dia. 15) mm |
| 45: 4.5 mm | 92: 12 mm (outside dia. 16) mm |
| 50: 5.0 mm | 12: 12 mm (outside dia. 17) mm |
| 55: 5.3 mm, 5.5 mm | 14: 14 mm |
| 65: 6.5 mm | 17: 17 mm |
| 70: 7.0 mm | |
| 75: 7.3 mm, 7.5 mm | |
| 80: 8.0 mm | |

ID./OD. code: (vinyl hose)

- | | | |
|-------------------------|---------------------------|---------------------------|
| 01: ID. 2.9, OD. 6.8 mm | 14: ID. 6.0, OD. 9.0 mm | 37: ID. 11.0, OD. 15.0 mm |
| 03: ID. 3.0, OD. 6.0 mm | 17: ID. 7.0, OD. 9.0 mm | 38: ID. 12.0, OD. 13.0 mm |
| 05: ID. 3.5, OD. 6.5 mm | 19: ID. 7.0, OD. 11.0 mm | 39: ID. 12.0, OD. 14.0 mm |
| 07: ID. 4.0, OD. 7.0 mm | 21: ID. 8.0, OD. 9.0 mm | 40: ID. 12.0, OD. 16.0 mm |
| 08: ID. 4.5, OD. 6.5 mm | 23: ID. 8.0, OD. 12.0 mm | 43: ID. 13.0, OD. 15.0 mm |
| 09: ID. 4.5, OD. 8.0 mm | 25: ID. 9.0, OD. 11.0 mm | 45: ID. 14.0, OD. 18.0 mm |
| 12: ID. 5.0, OD. 7.0 mm | 27: ID. 9.0, OD. 13.0 mm | 50: ID. 16.0, OD. 19.0 mm |
| 10: ID. 5.0, OD. 8.0 mm | 33: ID. 10.0, OD. 14.0 mm | 55: ID. 17.5, OD. 20.5 mm |
| 11: ID. 5.0, OD. 9.0 mm | 36: ID. 11.0, OD. 13.0 mm | 60: ID. 22.0, OD. 27.0 mm |

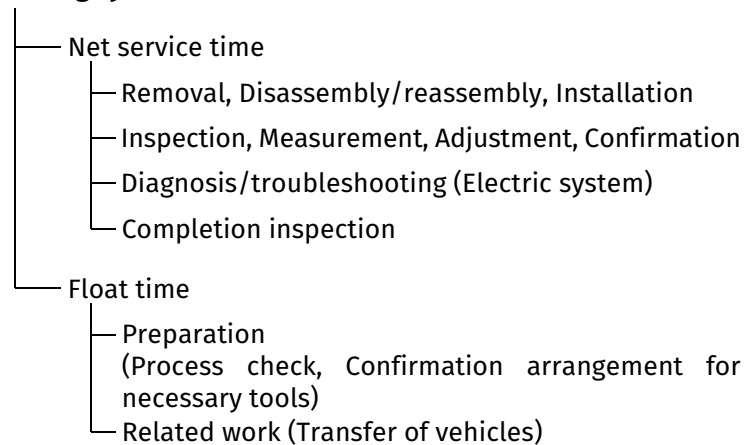
Hose type: 1: Fuel hose
3: Vinyl hose
5: General hose



FLAT RATE SERVICE TIME

Flat rate service time (FRT) means the standard time required to service a MC, which is listed in this manual to help the dealers control the actual working process and calculate the service charge by using it as a guide.

FRT setting system



* Float time is set by multiplying the net service time by a given coefficient.

Editorial style

The service items shown in the text are listed with the exchange work time for the repair sales parts as the subject. Other representative service items not using repair parts (removal/installation, adjustment, inspection/measuring, and other work) are listed collectively in the list in the preface, classified according to the work.

FRT setting standard

- Decimal system (in unit of 0.1) is adopted to set FRT as it is convenient to calculate the wage.
Example: (0.1)→6 minutes, (0.2)→12 minutes
[Labor cost per hour] x [FRT] = [Wage]
- FRT is set with a hand tool.
- Service items and FRT can be subject to change depending on development of tools and service equipment and improvement in service procedure.

Work procedure

- As the work procedure is set with the work time according to the method in the separate Service Manual, refer to this Manual as required.
- Work methods permitting servicing in the shortest time still permitting assurance of safe work and product warranty are used for the setting of service items not listed in the Service Manual.
- Work basically is to be performed by one person, and when two or more people are required, setting is done as the total time for the number of people.
- The set value for the technological level of the workers uses a person with three years of experience in the repair of Honda vehicles as the standard.
- Special tools and service equipment used to set FRT are those specified or recommended in Service Manual.

Service item whose FRT is not presented

- Accessories and service parts that are not listed to use in this manual.
 - Locations with little aging deterioration or breakage during normal use.
 - Service work that can be finished by one touch.
 - Service work that is seldom done (i.e. extremely small causes of trouble and service frequency).
- * When FRT is not presented, please calculate wages based on appropriate actual work time

Operation not included of FRT

- Oil and coolant water draining, Waiting time for warming up operation and etc..
- Additional operation that involves removal/installation of standard exterior equipment.
- Indirect time spent for service by visiting the customer, trade-in, and delivery of a MC.
- Indirect time required for ordering and delivery of parts.
- Cost for grease, adhesive agent, etc. used for service work.

Explanation of FRT by using an example
(The example may differ from the actual presented items)

Ref. No.	L.O.N.	(Relative ref. Number) Description	F.R.T.
①	111118	(1, 3, 4, 7) CAMSHAFT 4.5	②
③	111118A	⑥ • Includes: Valve clearance adjustment Replace rocker arm add1.0	⑤

- ① Reference No. of the illustration of part that shows location of the replacement work.
- ② FRT is an abbreviation of Flat Rate Time indicating the standard service time required for the replacement.
- ③ LON is an abbreviation of Labor Operation Number, and it is a classification of the service items by the work unit code.

The same operation code is used regardless of the models.

Standard operation is indicated with 6 digits code, and additional operation is indicated with 7 digits code.

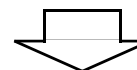
- ④ Indicating the camshaft replacement and FRT4.5.
- ⑤ Indicating FRT1.0 that will be added when additional operation (replace rocker arm) is done in association with camshaft replacement.

- ⑥ Indicating work contents that are included in the service item.
- ⑦ Indicating a reference No. whose operation and time are the same as FRT4.5 for the camshaft.

(The application range is limited to the service items without an LON setting within a same block.)

How to refer to the service item by using the sample
 (camshaft replacement)

Open to the page of the block where the camshaft's spare part illustration is shown.



Look for the camshaft illustration, and refer to the service item and FRT that agree with the reference No.

Indication mark for the listing of service items that continues to the following page

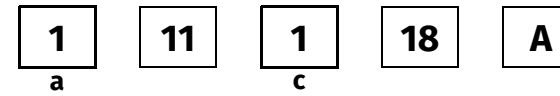
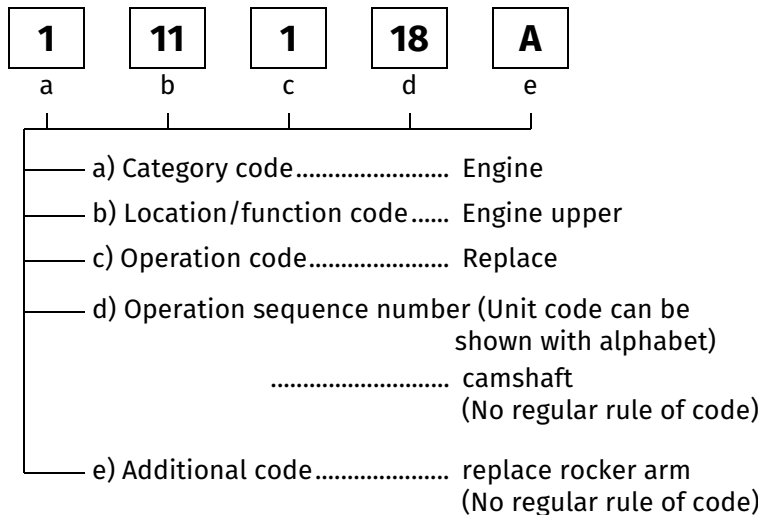
Ref. No.	L.O.N.	(Relative ref. Number) Description	F.R.T.
2	111118	CAMSHAFT	4.5
	.	.	.
	.	.	.

+
Mark indicated at the last line.

Indication of the block with no setting of FRT

Ref. No.	L.O.N.	(Relative ref. Number) Description	F.R.T.
NO INFORMATION			

• LON code system



a) Category codes and classification

Code	Category
1	Engine
2	Transmission
3	Fuel & Exhaust
4	Frame & Body
5	Steering/Suspension
6	Electrical
7	Wheels/Brakes
8	Controls/instrument
9	-
0	-

c) Operation codes and classification

Code	Operation category
1	Replace, Removal/Installation, Change
2	Overhaul
3	Adjust, Balance
4	(Paint-related work: Top-coat)
5	Test, Inspect/diagnose, Measurement, Check
6	(Overhaul-related work: Rebore)
7	(Overhaul-related work: Reseal)
8	(Resurface)
9	(Paint-related work: Refinish)
0	Repair, Cleaning, Air bleeding



Major service items without using spare parts

Removal/Installation, Adjustment, Inspection/Measurement, Other work

E: Engine, F: Frame

* OPERATIONS OTHER THAN REPLACING PARTS

• Removal/installation

Set for the configuration with the parts removed from the vehicle.

	LON	DESCRIPTION	FRT
E	1101E5	TILTING ENGINE ASSEMBLY-REMOVAL/INSTALLATION INCLUDES: All necessary adjustment	3.5
	3111D5	THROTTLE BODY ASSEMBLY-REMOVAL/INSTALLATION	1.2
	1101E6	CRANKCASE SEPARATION INCLUDES: Engine removal and installation	5.9
F	1151E6	RADIATOR ASSEMBLY-REMOVAL/INSTALLATION	0.7

• Adjustment

	LON	DESCRIPTION	FRT
E	2123A0	CLUTCH-ADJUSTMENT INCLUDES: Clutch lever adjustment	0.1
	6143A1	SPARK PLUG-ADJUSTMENT/CLEANING NOTE: For 1 vehicle	0.9
	1113A0	VALVE CLEARANCE-ADJUSTMENT NOTE: For 1 vehicle	1.8
F	6163A0	HEADLIGHT-AIMING	0.1
	2133A0	DRIVE CHAIN-ADJUSTMENT	0.1
	7103A1	FRONT WHEEL-BALANCE	0.6
	7103A2	REAR WHEEL-BALANCE	0.7
	3113A3	THROTTLE OPERATION-ADJUSTMENT	0.1

• Inspection/Measurement

	LON	DESCRIPTION	FRT
E	1115A0	COMPRESSION PRESSURE-MEASUREMENT	1.0
	6145A0	IGNITION TIMING-INSPECTION	0.8
F	6105A0	BATTERY-CHARGE INCLUDES: In case of open type battery, checking electrolyte level and charge.	0.2

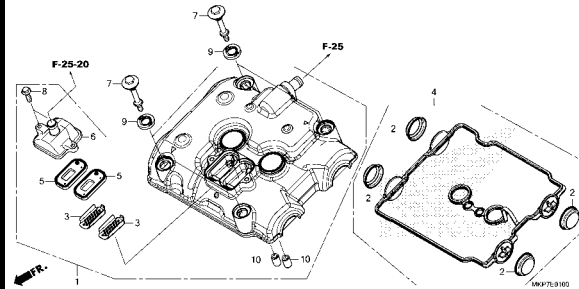
• Other work

	LON	DESCRIPTION	FRT
E	1130A2	OIL STRAINER-CLEANING	0.8
F	7110A0	FRONT BRAKE-AIR BLEEDING	0.2
	7110A1	REAR BRAKE-AIR BLEEDING	0.2
	1151E7	RADIATOR COOLANT-CHANGE	0.5
	6145A2	HISS MEMORIZATION	0.3
	6185A0	ECM/PCM UPDATE	0.2

ENGINE GROUP

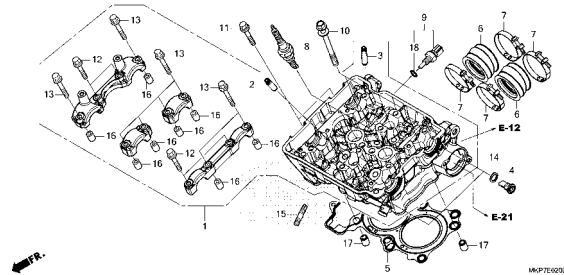
E-1

CYLINDER HEAD COVER



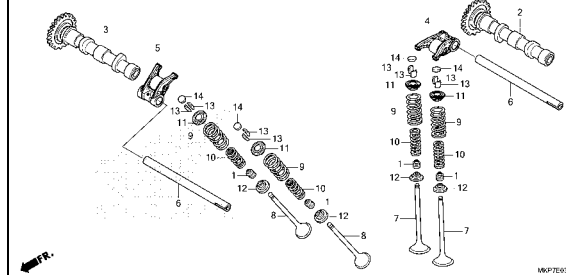
E-2

CYLINDER HEAD



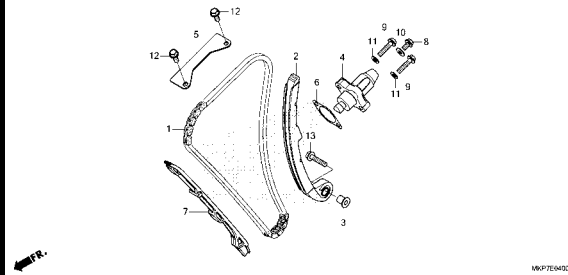
E-3

CAMSHAFT/VALVE



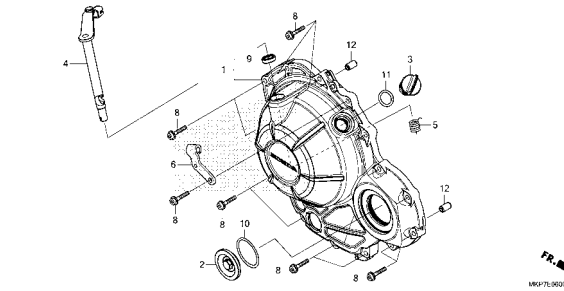
E-4

CAM CHAIN/TENSIONER



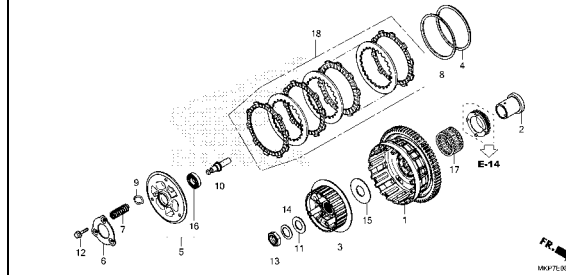
E-6

RIGHT CRANKCASE COVER



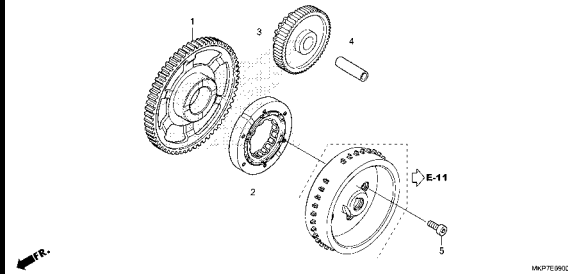
E-8

CLUTCH



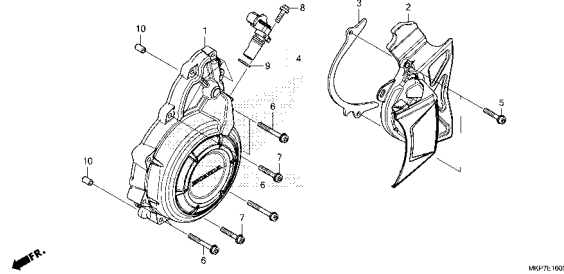
E-9

STARTING CLUTCH



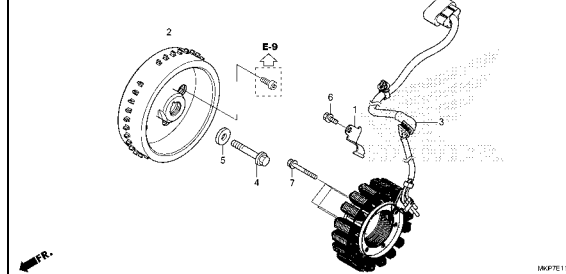
E-10

A.C. GENERATOR COVER



E-11

GENERATOR

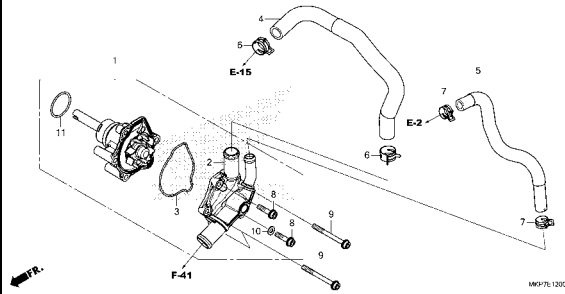


2

ENGINE GROUP

E-12

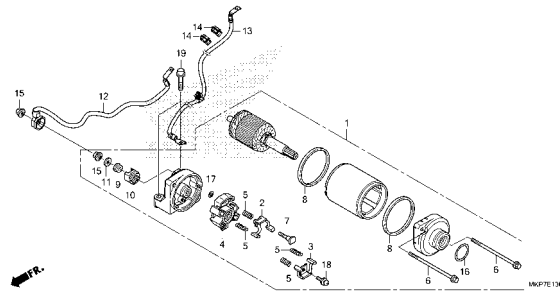
WATER PUMP



IMK/PTE 1200

E-13

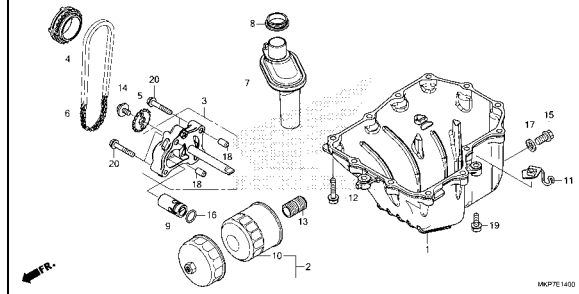
STARTER MOTOR



IMK/PTE 1300

E-14

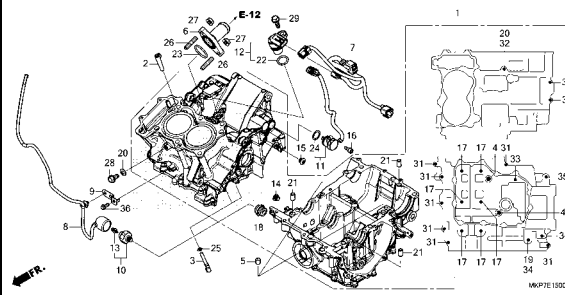
OIL PAN/OIL PUMP



IMK/PTE 1400

E-15

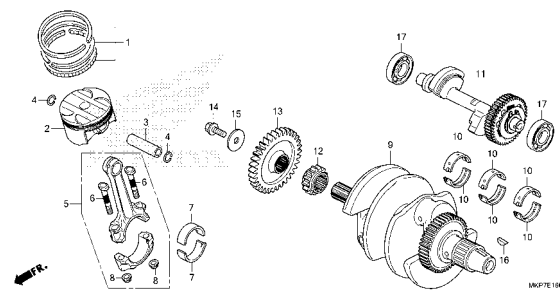
CRANKCASE



IMK/PTE 1500A

E-16

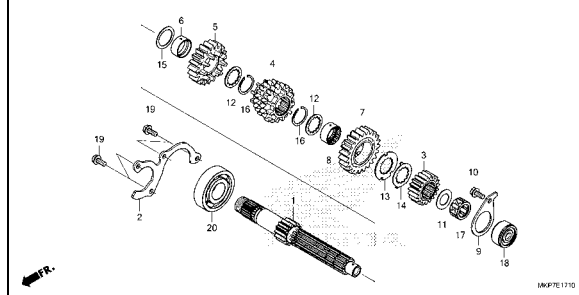
CRANKSHAFT/PISTON



IMK/PTE 1600

E-17-10

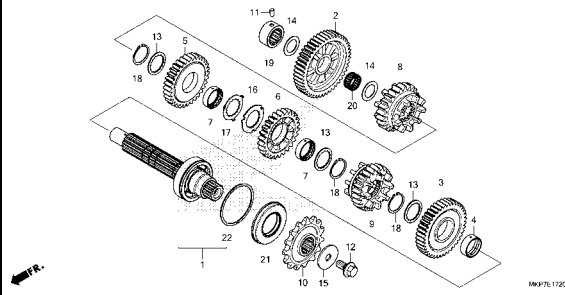
TRANSMISSION(MAINSHAFT)



IMK/PTE 1710

E-17-20

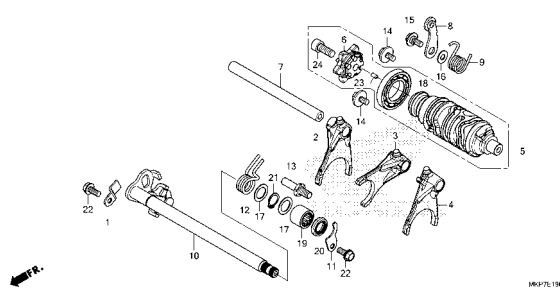
TRANSMISSION(COUNTERSHAFT)



IMK/PTE 1720

E-19

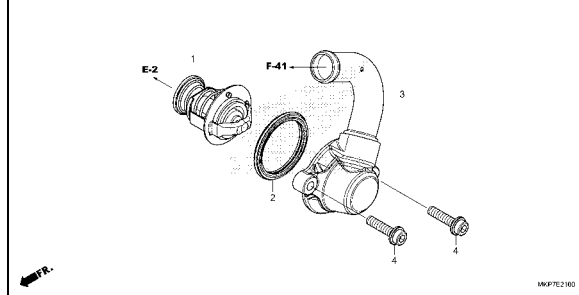
GEARSHIFT DRUM



IMK/PTE 1800

E-21

THERMOSTAT

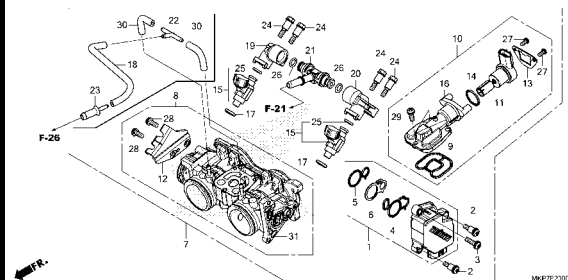


IMK/PTE 2100

ENGINE GROUP

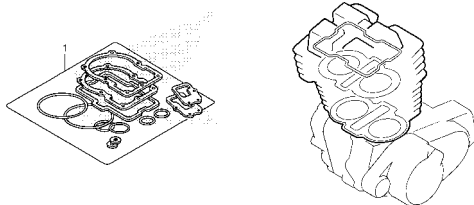
E-23

THROTTLE BODY



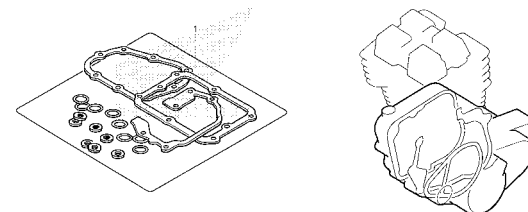
EOP-1

GASKET KIT A



EOP-2

GASKET KIT B

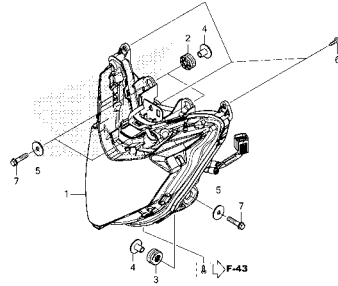


2

FRAME GROUP

F-1

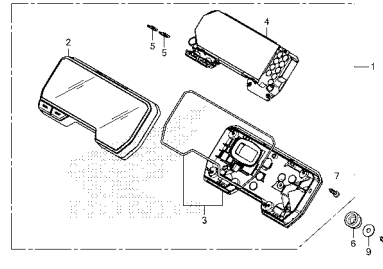
HEADLIGHT



MMF710150

F-2

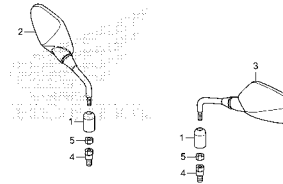
METER



MMF710210

F-3

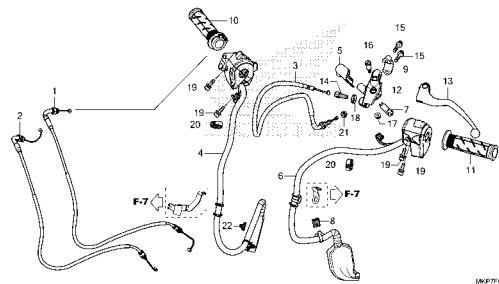
MIRROR



MMF710300

F-4

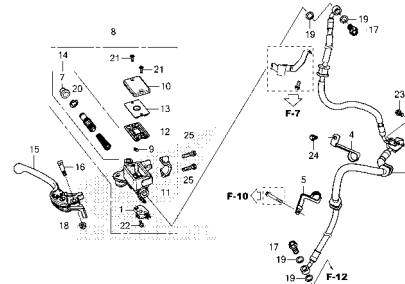
HANDLE LEVER/SWITCH/CABLE



MMF710400

F-5

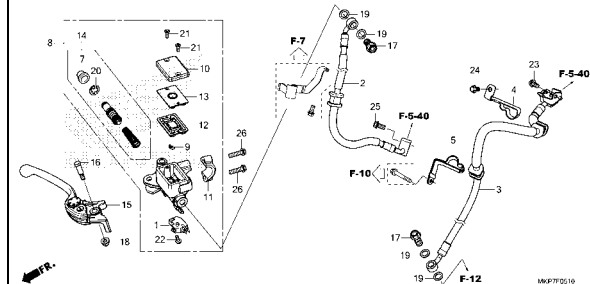
FRONT BRAKE MASTER CYLINDER(CB500X)



MMF710500

F-5-10

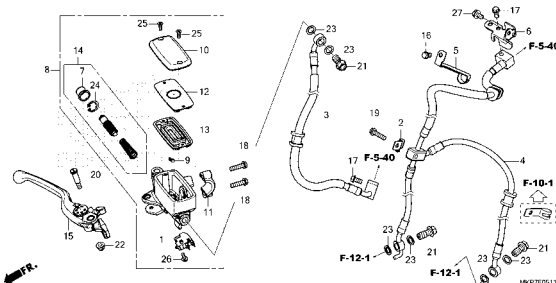
FRONT BRAKE MASTER CYLINDER
(CB400XA,CB500XAK/L/M)



MMF710510

F-5-11

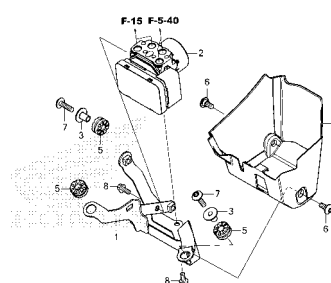
FRONT BRAKE MASTER CYLINDER(CB500XAN)



MMF710511

F-5-20

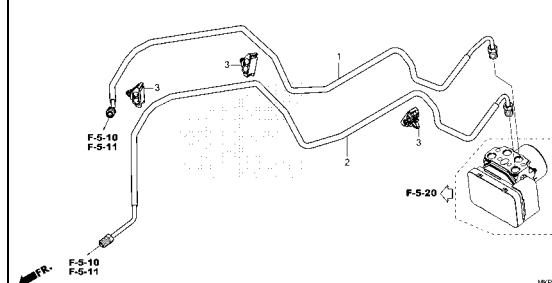
ABS MODULATOR



MMF710520

F-5-40

BRAKE PIPE

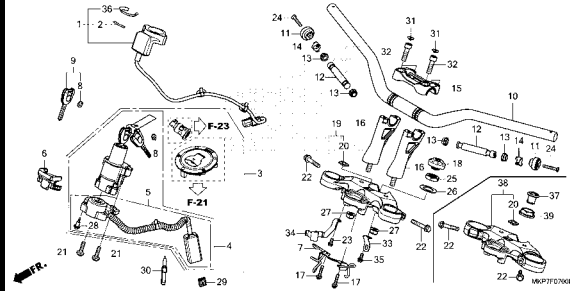


MMF710540A

FRAME GROUP

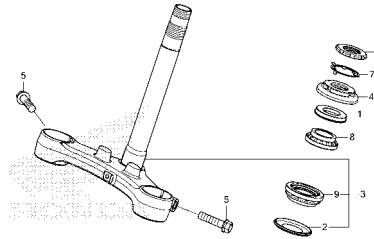
F-7

HANDLE PIPE/TOP BRIDGE



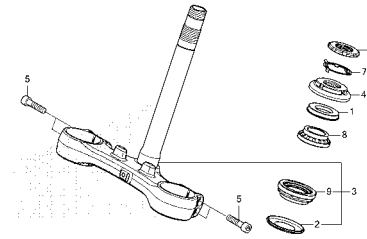
F-9

STEERING STEM(CB400XA,CB500X,CB500XAK/L/M)



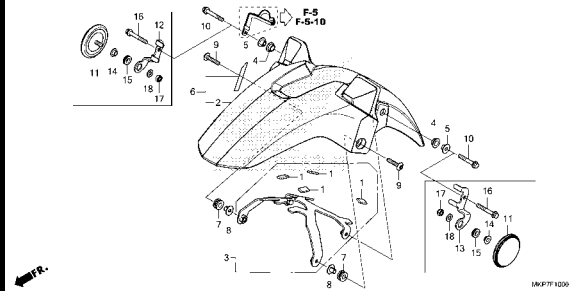
F-9-1

STEERING STEM(CB500XAN)



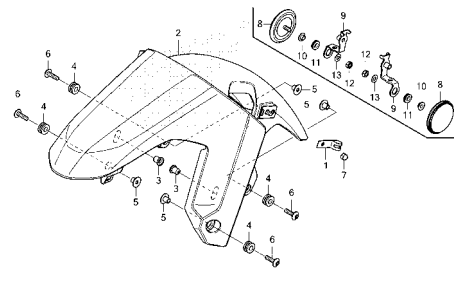
F-10

FRONT FENDER(CB400XA,CB500X,CB500XAK/L/M)



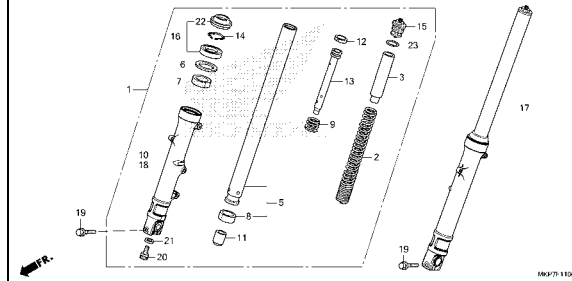
F-10-1

FRONT FENDER(CB500XAN)



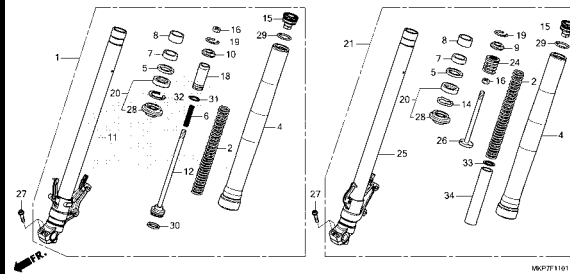
F-11

FRONT FORK(CB400XA,CB500X,CB500XAK/L/M)



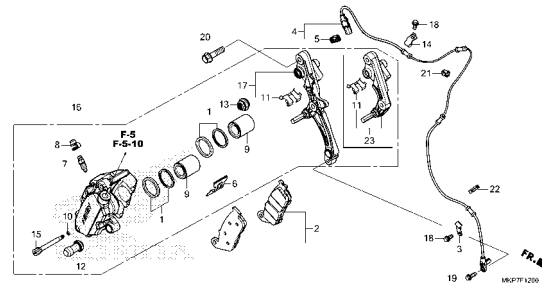
F-11-1

FRONT FORK(CB500XAN)



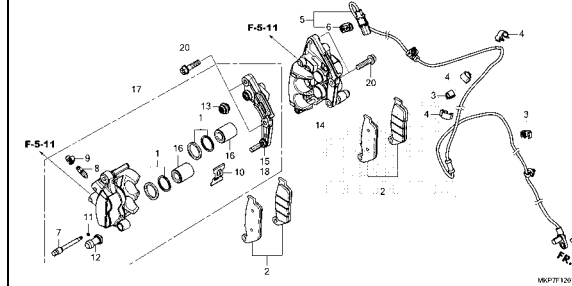
F-12

FRONT BRAKE CALIPER
(CB400XA,CB500X,CB500XAK/L/M)



F-12-1

FRONT BRAKE CALIPER(CB500XAN)

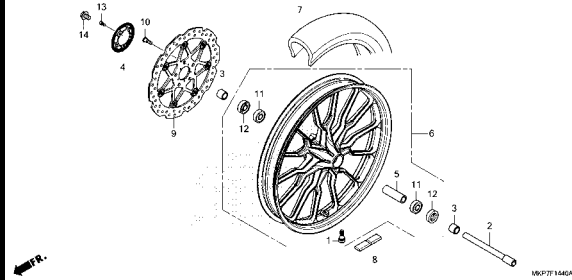


3

FRAME GROUP

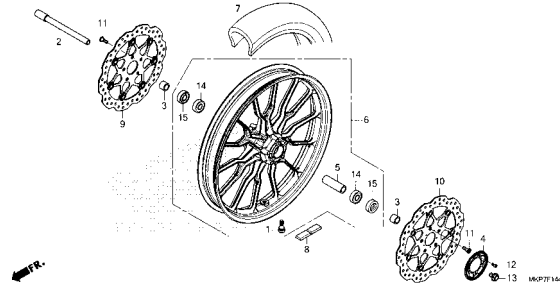
F-14-40

FRONT WHEEL(CB400XA,CB500X,CB500XAK/L/M)



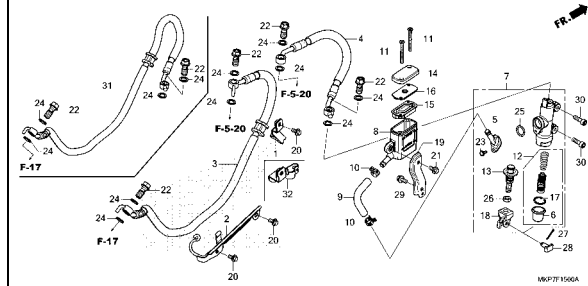
F-14-41

FRONT WHEEL(CB500XAN)



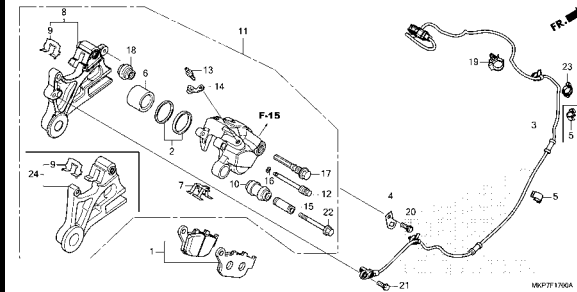
F-15

REAR BRAKE MASTER CYLINDER



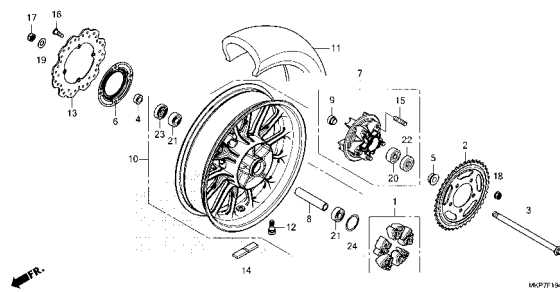
F-17

REAR BRAKE CALIPER



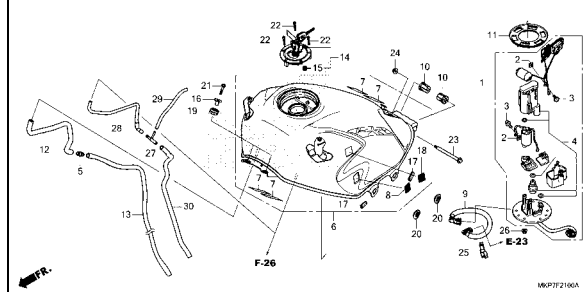
F-19-40

REAR WHEEL



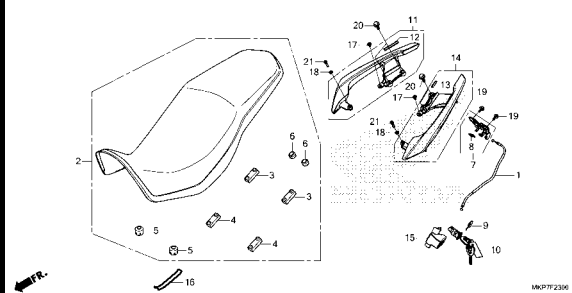
F-21

FUEL TANK/FUEL PUMP



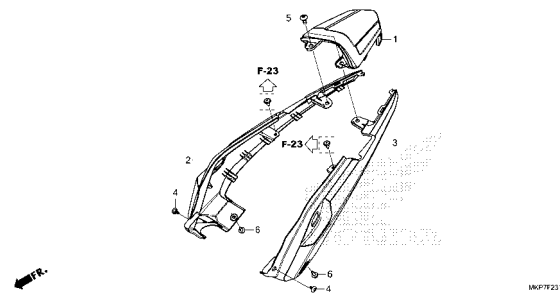
F-23

SEAT



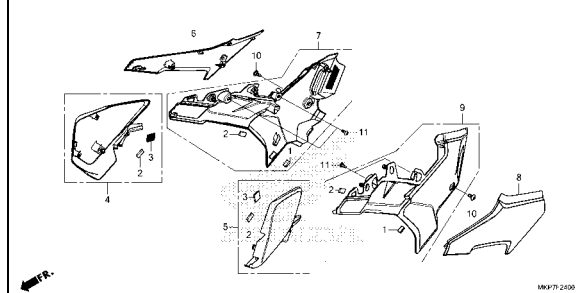
F-23-10

REAR COWL



F-24

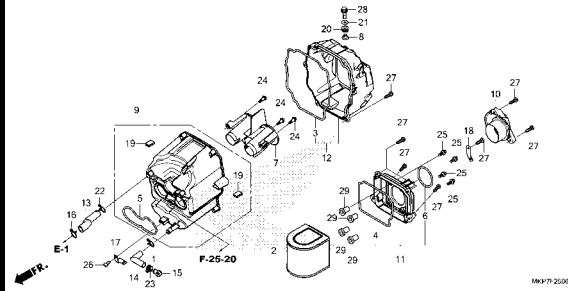
SIDE COVER



FRAME GROUP

F-25

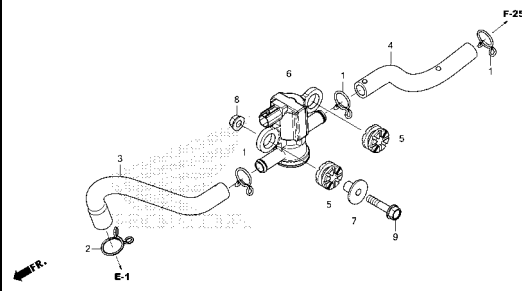
AIR CLEANER



MSX71 2500

F-25-20

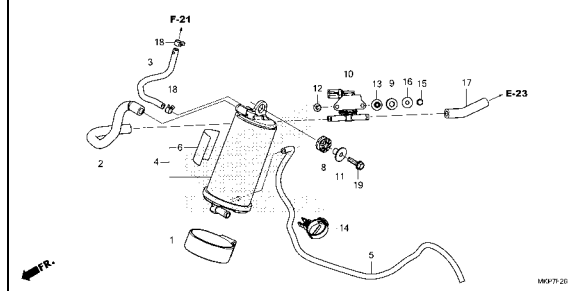
AIR INJECTION SOLENOID VALVE



MSX71 2520

F-26

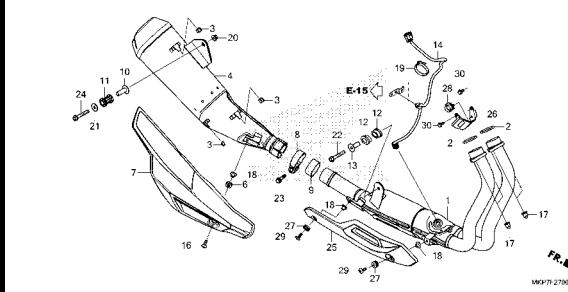
CANISTER



MSX71 2600

F-27

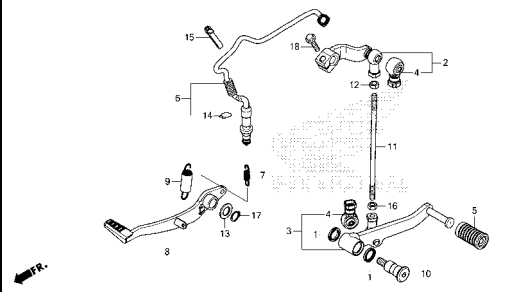
EXHAUST MUFFLER



MSX71 2700

F-29

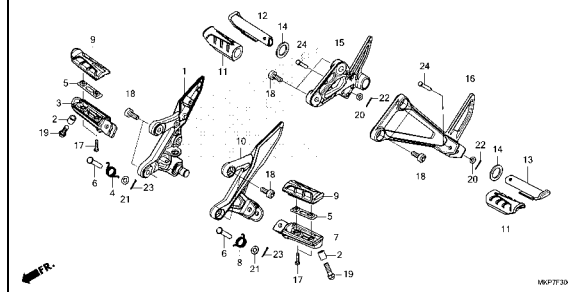
PEDAL



MSX71 2900

F-30

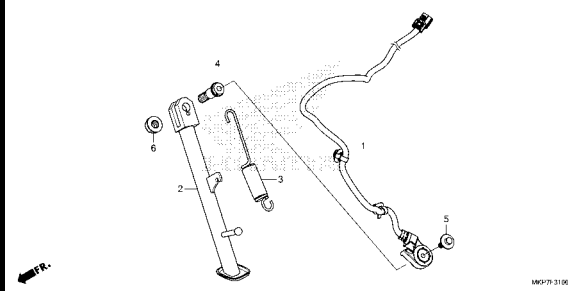
STEP



MSX71 3000A

F-31

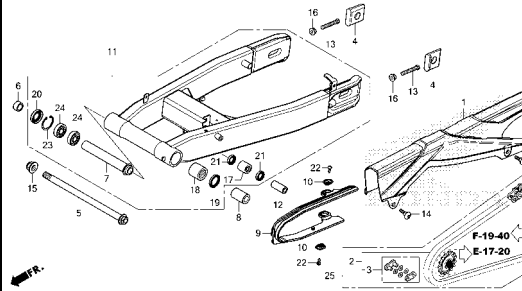
SIDE STAND



MSX71 3100

F-32

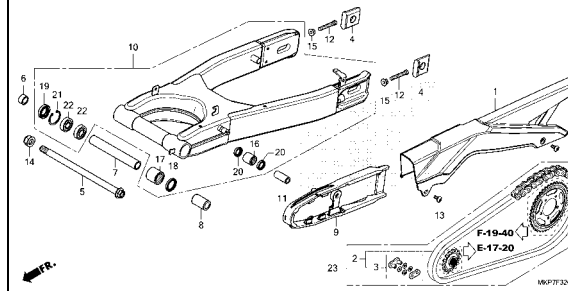
SWINGARM(CB400XA,CB500X,CB500XAK/L/M)



MSX71 3200

F-32-1

SWINGARM(CB500XAN)



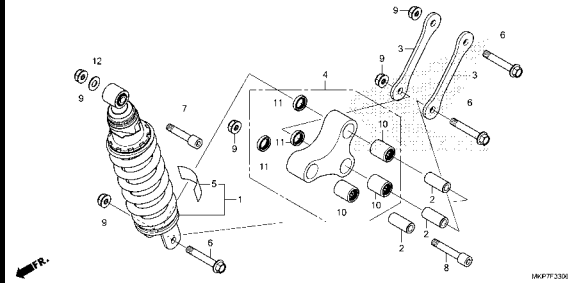
MSX71 3201

3

FRAME GROUP

F-33

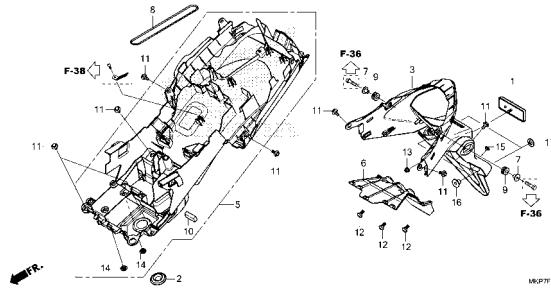
REAR CUSHION



MKP/P/3300

F-34

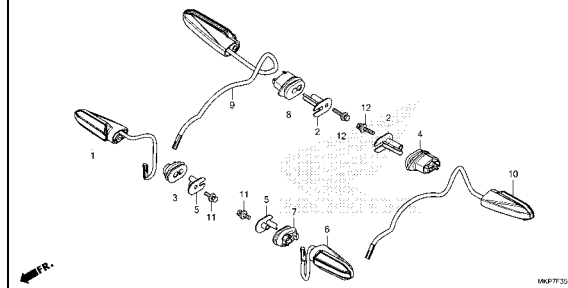
REAR FENDER



MKP/P/3400

F-35

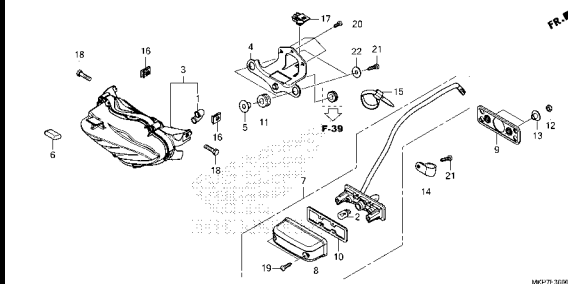
WINKER



MKP/P/3500

F-36

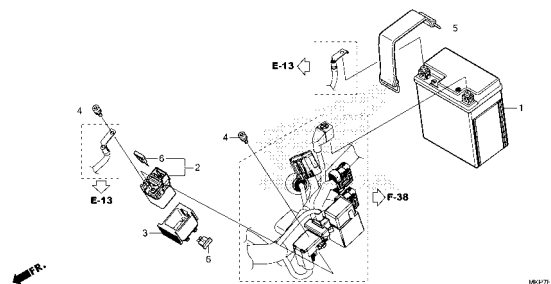
TAILLIGHT



MKP/P/3600

F-37

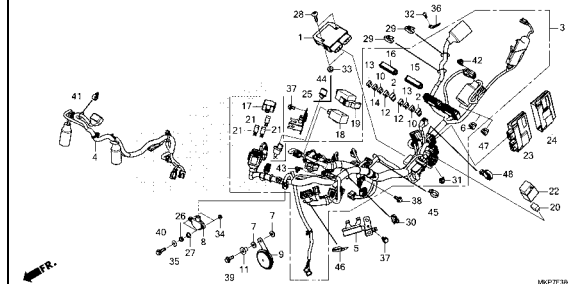
BATTERY



MKP/P/3700

F-38

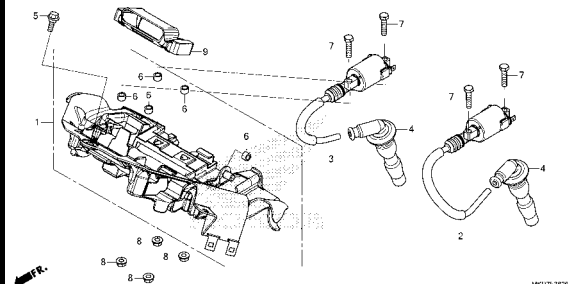
WIRE HARNESS



MKP/P/3800B

F-38-20

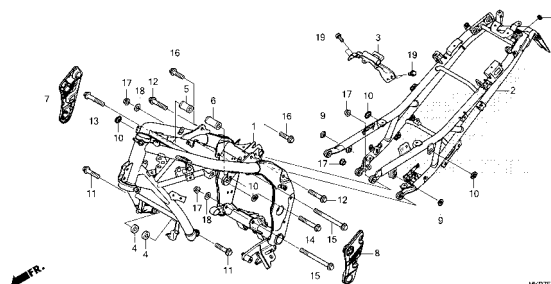
IGNITION COIL



MKP/P/3820

F-39

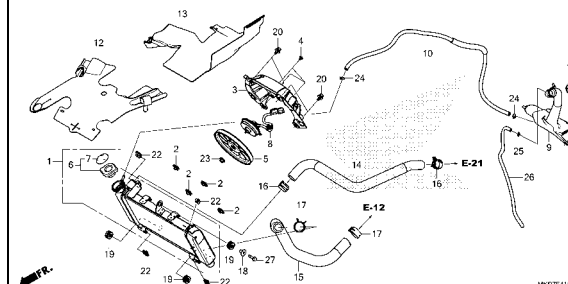
FRAME BODY



MKP/P/3900

F-41

RADIATOR

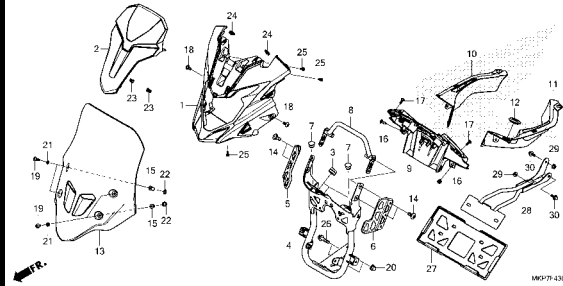


MKP/P/4100

FRAME GROUP

F-43

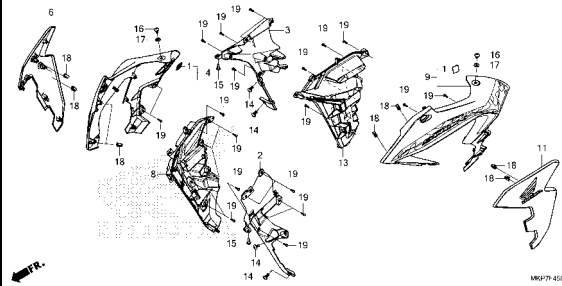
UPPER COVER/WINDSCREEN



MKP714300

F-45

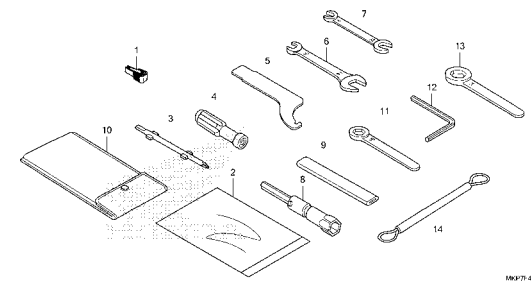
MIDDLE COWL



MKP714500

F-48

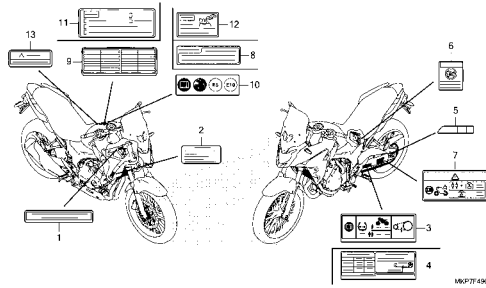
TOOLS



MKP714800

F-49

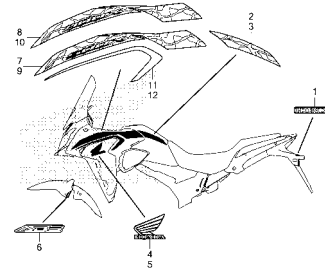
CAUTION LABEL



MKP714900B

F-50

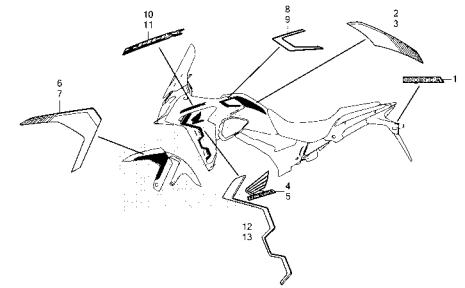
MARK/STRIPE(CB400XA,CB500X,CB500XAK/L/M)



MKP715000

F-50-1

MARK/STRIPE(CB500XAN)

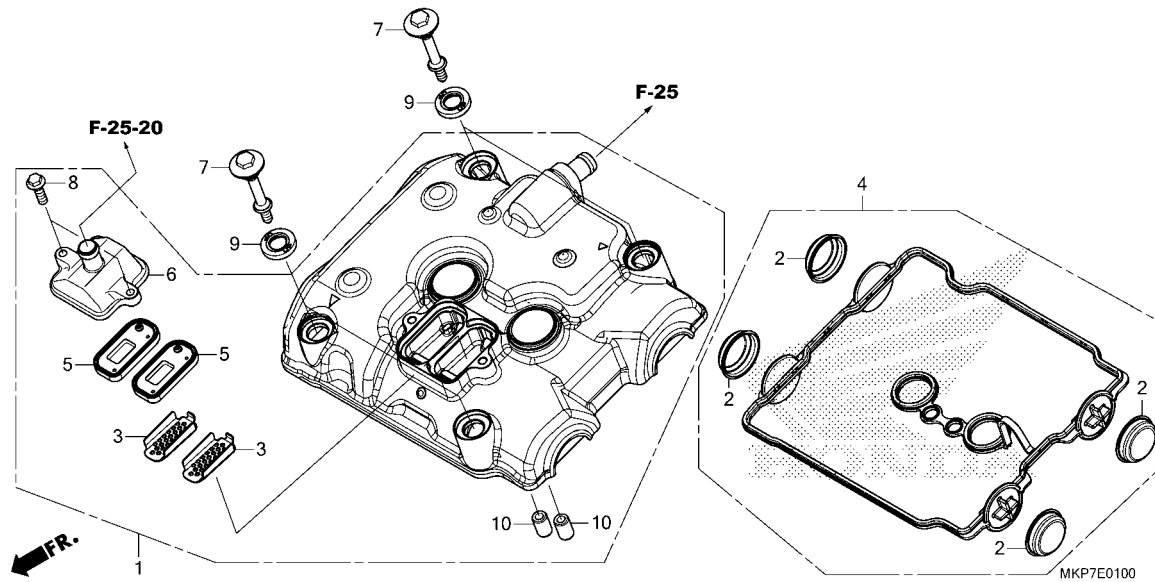


MKP715001



E-1

CYLINDER HEAD COVER



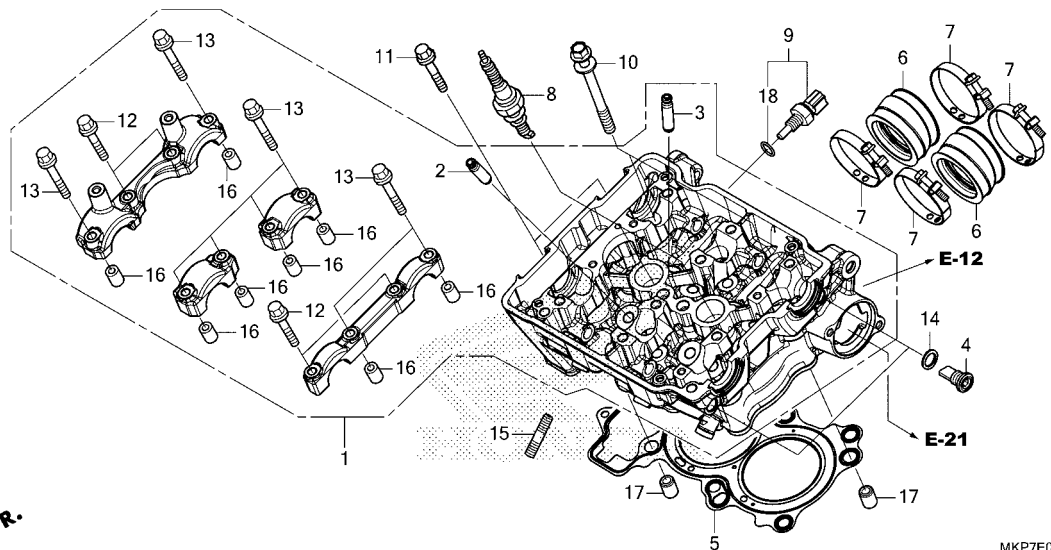
Ref. No.	L.O.N.	(Relative ref. Number) Description	F.R.T.
1	1111C4	COVER, CYLINDER HEAD	1.2
4	1111D2	GASKET, CYLINDER HEAD COVER ..	1.2
5		(3)	
	314125	VALVE, PAIR CHECK	0.9
.NOTE: Same time for two units			

Ref. No.	Part No.	Description	Reqd. QTY						Serial No.	Parts catalogue code
			CB400		CB500					
			XA	X	XA	XA	XA	XA		
1	12300-MGZ-J00	COVER ASSY., CYLINDER HEAD...	1	1	1	1	1	1	-	
	12300-MGZ-J01	-	-	-	-	-	-	1	
2	12331-MGZ-J00	CAP, CYLINDER HEAD COVER.....	4	4	4	4	4	4	4	
3	12341-MAT-750	PLATE, PORT(AI).....	2	2	2	2	2	2	2	
4	12391-MGZ-J00	GASKET COMP., CYLINDER HEAD COVER	1	1	1	1	1	1	1	
5	18601-KEA-741	VALVE COMP., REED(ARAI).....	2	2	2	2	2	2	2	
6	18612-MGZ-J00	COVER, REED VALVE.....	1	1	1	1	1	1	1	
7	90002-MY5-850	BOLT, HEAD COVER.....	4	4	4	4	4	4	4	
8	90004-GHB-650	BOLT, FLANGE, 6X20(NSHF).....	2	2	2	2	2	2	2	
9	90543-MV9-670	RUBBER, MOUNTING.....	4	4	4	4	4	4	4	
10	94301-10160	DOWEL PIN, 10X16.....	2	2	2	2	2	2	2	

2

E-2

CYLINDER HEAD



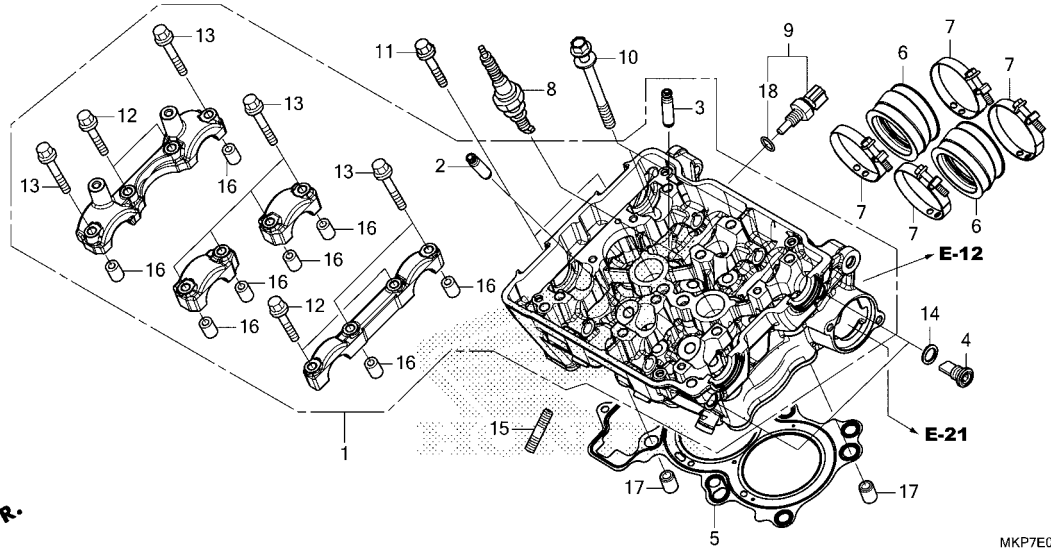
Ref. No.	L.O.N.	(Relative ref. Number) Description	F.R.T.
1	111106	HEAD, CYLINDERINCLUDES: Engine removal and installation .INCLUDES: Valve adjust and reface	6.3
2	1111M0	GUIDE, EXHAUST VALVE(ONE)INCLUDES: Engine removal and installation .INCLUDES: Reaming .INCLUDES: Valve adjust and reface	5.0
	1111M0A	.Replace all exhaust valve guide add	0.9
3	1111L9	GUIDE, INTAKE VALVE(ONE)INCLUDES: Engine removal and installation .INCLUDES: Reaming .INCLUDES: Valve adjust and reface	5.0
	1111L9A	.Replace all intake valve guide add	0.9
	1111M9	GUIDE, VALVE :FOR 1 VEHICLE .. .INCLUDES: Engine removal and installation .INCLUDES: Reaming	7.1
+			

Ref. No.	Part No.	Description	Reqd. QTY						Serial No.	Parts catalogue code
			CB400			CB500				
			XA	X	XA	XA	XA			
1	12010-MKP-D80	HEAD ASSY., CYLINDER.....	1	1	1	1	-	-		
	12010-MKP-DL0	-	-	-	-	1	1		
2	12204-KYJ-305	GUIDE, IN. VALVE(O.S.) (EXHAUST SIDE)	4	4	4	4	4	4		
3	12205-KYJ-305	GUIDE, EX. VALVE(O.S.) (INLET SIDE)	4	4	4	4	4	4		
4	12207-MGZ-J00	BOLT, SEALING, 12MM.....	2	2	2	2	2	2		
5	12251-MGZ-J01	GASKET, CYLINDER HEAD.....	1	1	1	1	1	1		
6	16211-MGZ-J00	INSULATOR, THROTTLE BODY.....	2	2	2	2	2	-		
	16211-MKP-DN0	-	-	-	-	-	2		
7	16217-MGZ-J00	BAND, INSULATOR.....	4	4	4	4	4	4		
8	31916-KRM-841	PLUG, SPARK(CPR8EA-9)(NGK)...	2	2	2	2	2	2		
9	37870-MGS-D31	SENSOR ASSY., WATER TEMPERATURE	1	1	1	1	1	-		
	37870-KZR-601	SENSOR ASSY., WATER TEMPERATURE(PANASONIC)	-	-	-	-	-	1		
10	90007-MGZ-J00	BOLT-WASHER, 9X100.....	6	6	6	6	6	6		
11	90010-GHB-700	BOLT, FLANGE, 6X35.....	2	-	-	-	-	-		
	90011-MGZ-J00	-	2	2	2	2	-		
	90023-GHB-720	-	-	-	-	-	2		
12	90017-KYJ-900	BOLT, FLANGE, 6X32.....	4	4	4	4	4	4		
13	90019-KYJ-900	BOLT, FLANGE, 6X39.5.....	8	8	8	8	8	8		
14	90418-KYJ-900	WASHER, 12.2X17X1.5.....	2	2	2	2	2	2		
15	92900-08022-3E	BOLT, STUD, 8X22.....	4	4	4	4	4	4		
16	94301-08140	DOWEL PIN, 8X14.....	8	8	8	8	8	8		
17	94301-12160	PIN A, DOWEL, 12X16.....	2	2	2	2	2	2		
18	91307-PLC-004	O-RING, 9.5X1.9(PANASONIC)...	-	-	-	-	-	1		



E-2

CYLINDER HEAD



MKP7E0200A

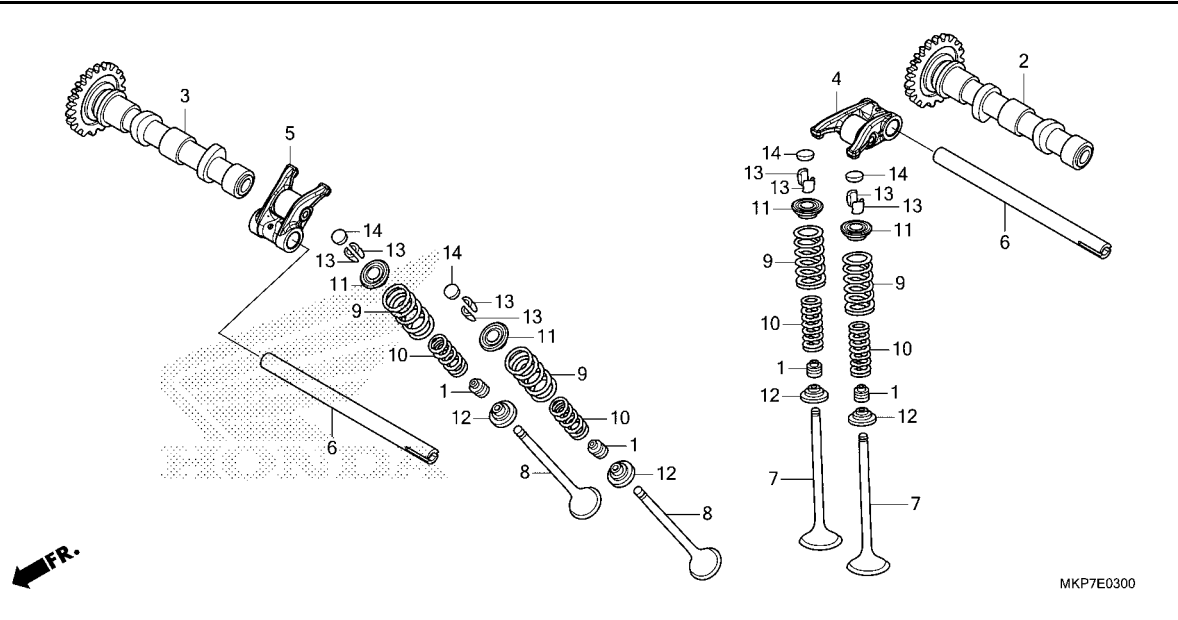
Ref. No.	L.O.N.	(Relative ref. Number) Description	F.R.T.
+ 3		.INCLUDES: Valve adjust and reface	
5	111115	GASKET, CYLINDER HEADINCLUDES: Engine removal and installation	4.1
6	311131	INSULATOR, THROTTLE BODY/ CARBURETOR	1.1
	3111B6	INSULATOR, THROTTLE BODY/ CARBURETOR :FOR 1 VEHICLE ...	1.1
8	614130	PLUG, SPARK	1.0
	6141B2	PLUG, SPARK :FOR 1 VEHICLE ... (18)	1.1
9	6171A9	SENSOR, WATER TEMP	0.6

2

FR.

E-3

CAMSHAFT/VALVE



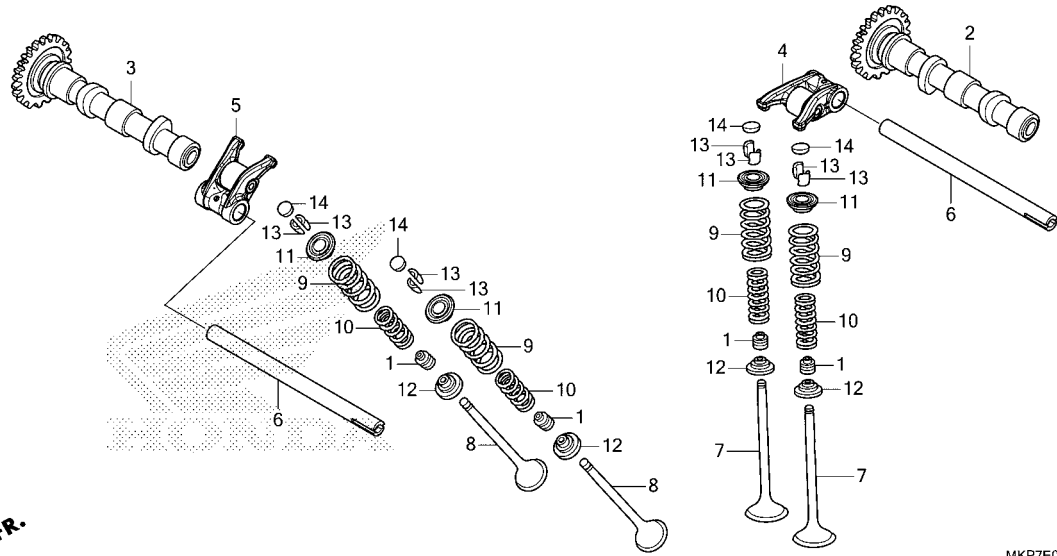
Ref. No.	L.O.N.	(Relative ref. Number) Description	F.R.T.
2	1111E5	CAMSHAFT :INTAKEINCLUDES: Valve clearance adjustment	2.0
3	1111E6	CAMSHAFT :EXHAUSTINCLUDES: Valve clearance adjustment	2.0
	1111T4	CAMSHAFT :FOR 1 VEHICLEINCLUDES: Valve clearance adjustment	2.3
4	1111K8	ARM, INTAKE VALVE ROCKER(ONE) .NOTE: Same time for two units .INCLUDES: Valve adjustment	2.0
5	1111K9	ARM, EXHAUST VALVE ROCKER(ONE) .NOTE: Same time for two units .INCLUDES: Valve adjustment	2.0
	1111L8	ARM, VALVE ROCKER :FOR 1 VEHICLEINCLUDES: Valve adjustment	2.3
7	1111N0	VALVE, INTAKE(ONE)INCLUDES: Engine removal and installation .INCLUDES: Refacing	4.5
	1111N0A	.Replace all intake valve add	0.6
+ 8	1111N1	VALVE, EXHAUST(ONE)INCLUDES: Refacing	4.5

Ref. No.	Part No.	Description	Reqd. QTY						Serial No.	Parts catalogue code
			CB400		CB500					
			XA	X	XA	XA	XA	XA		
			K	K	K	L	M	N		
1	12209-ML0-722	SEAL, VALVE STEM(ARAI)	8	8	8	8	8	-		
	12209-K1B-T01	SEAL, VALVE STEM.....	-	-	-	-	-	8		
2	14110-MKP-D00	CAMSHAFT COMP., IN.(34T).....	1	1	1	1	-	-		
	14110-MKP-DA0	-	-	-	-	1	-		
	14110-MKP-DN0	-	-	-	-	-	1		
3	14210-MKP-D00	CAMSHAFT COMP., EX.(34T).....	1	1	1	1	-	-		
	14210-MKG-D80	-	-	-	-	1	-		
	14210-MKP-DN0	-	-	-	-	-	1		
4	14430-MGZ-J00	ARM COMP., IN. VALVE ROCKER ..	2	2	2	2	2	2		
5	14440-MGZ-J00	ARM COMP., EX. VALVE ROCKER ..	2	2	2	2	2	2		
6	14451-MKP-K00	SHAFT, ROCKER ARM	2	-	-	2	-	-	-----	CH,SI
	14451-MGZ-J00	-	2	2	-	-	-	-----	KO
	14451-MKP-K00	-	-	-	-	2	2		
7	14711-MGZ-J00	VALVE, IN.	4	4	4	4	4	4		
8	14721-MGZ-J00	VALVE, EX.	4	4	4	4	4	4		
9	14751-MKP-D00	SPRING, VALVE OUTER	8	8	8	8	8	8		
10	14761-MKP-D00	SPRING, VALVE INNER	8	8	8	8	8	8		
11	14771-MFL-000	RETAINER, VALVE SPRING	8	8	8	8	8	8		
12	14775-KYJ-900	SEAT, VALVE SPRING	8	8	8	8	8	8		
13	14781-MJE-D00	COTTER, VALVE	16	16	16	16	16	16		
14	14901-KT7-013	SHIM, TAPPET(1.200)	8	8	8	8	8	8		
	14902-KT7-013	SHIM, TAPPET(1.225)	8	8	8	8	8	8		
	14903-KT7-013	SHIM, TAPPET(1.250)	8	8	8	8	8	8		
	14904-KT7-013	SHIM, TAPPET(1.275)	8	8	8	8	8	8		
	14905-KT7-013	SHIM, TAPPET(1.300)	8	8	8	8	8	8		
	14906-KT7-013	SHIM, TAPPET(1.325)	8	8	8	8	8	8		



E-3

CAMSHAFT/VALVE



Ref. No.	L.O.N.	(Relative ref. Number) Description	F.R.T.
+ 8		.INCLUDES: Engine removal and installation	
		.INCLUDES: Refacing	
1111N1A		.Replace all exhaust valve add	0.6
1111P0		VALVE :FOR 1 VEHICLE	5.9
		.INCLUDES: Engine removal and installation	
		.INCLUDES: Refacing	
9		(1,10,11,12,13)	
1111P2		INTAKE VALVE SPRING AND/OR STEM SEAL(ONE)	4.3
		.INCLUDES: Engine removal and installation	
1111P2A		.Replace all intake spring add	0.3
1111P3		EXHAUST VALVE SPRING AND/OR STEM SEAL(ONE)	4.3
		.INCLUDES: Engine removal and installation	
1111P3A		.Replace all exhaust spring add	0.3
1111Q2		VALVE SPRING AND/OR STEM SEAL :FOR 1 VEHICLE	5.0
		.INCLUDES: Engine removal and installation	

Ref. No.	Part No.	Description	Reqd. QTY						Serial No.	Parts catalogue code
			CB400		CB500					
			XA	X	XA	XA	XA			
			K	K	K	L	M			
14)	14907-KT7-013	SHIM, TAPPET(1.350)	8	8	8	8	8			
	14908-KT7-013	SHIM, TAPPET(1.375)	8	8	8	8	8			
	14909-KT7-013	SHIM, TAPPET(1.400)	8	8	8	8	8			
	14910-KT7-013	SHIM, TAPPET(1.425)	8	8	8	8	8			
	14911-KT7-013	SHIM, TAPPET(1.450)	8	8	8	8	8			
	14912-KT7-013	SHIM, TAPPET(1.475)	8	8	8	8	8			
	14913-KT7-013	SHIM, TAPPET(1.500)	8	8	8	8	8			
	14914-KT7-013	SHIM, TAPPET(1.525)	8	8	8	8	8			
	14915-KT7-013	SHIM, TAPPET(1.550)	8	8	8	8	8			
	14916-KT7-013	SHIM, TAPPET(1.575)	8	8	8	8	8			
	14917-KT7-013	SHIM, TAPPET(1.600)	8	8	8	8	8			
	14918-KT7-013	SHIM, TAPPET(1.625)	8	8	8	8	8			
	14919-KT7-013	SHIM, TAPPET(1.650)	8	8	8	8	8			
	14920-KT7-013	SHIM, TAPPET(1.675)	8	8	8	8	8			
	14921-KT7-013	SHIM, TAPPET(1.700)	8	8	8	8	8			
	14922-KT7-013	SHIM, TAPPET(1.725)	8	8	8	8	8			
	14923-KT7-013	SHIM, TAPPET(1.750)	8	8	8	8	8			
	14924-KT7-013	SHIM, TAPPET(1.775)	8	8	8	8	8			
	14925-KT7-013	SHIM, TAPPET(1.800)	8	8	8	8	8			
	14926-KT7-013	SHIM, TAPPET(1.825)	8	8	8	8	8			
	14927-KT7-013	SHIM, TAPPET(1.850)	8	8	8	8	8			
	14928-KT7-013	SHIM, TAPPET(1.875)	8	8	8	8	8			
	14929-KT7-013	SHIM, TAPPET(1.900)	8	8	8	8	8			
	14930-KT7-013	SHIM, TAPPET(1.925)	8	8	8	8	8			
	14931-KT7-013	SHIM, TAPPET(1.950)	8	8	8	8	8			
	14932-KT7-013	SHIM, TAPPET(1.975)	8	8	8	8	8			
	14933-KT7-013	SHIM, TAPPET(2.000)	8	8	8	8	8			
	14934-KT7-013	SHIM, TAPPET(2.025)	8	8	8	8	8			
	14935-KT7-013	SHIM, TAPPET(2.050)	8	8	8	8	8			

E-3

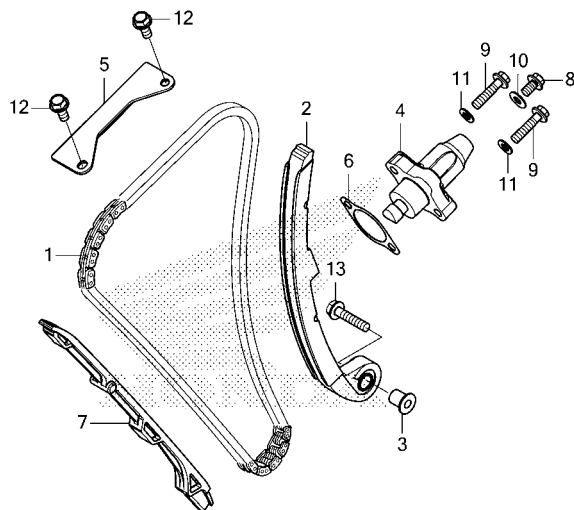
CAMSHAFT/VALVE

Ref. No.	Part No.	Description	Reqd. QTY							Serial No.	Parts catalogue code
			CB400 XA K	X K	XA K	CB500 XA L	XA M	XA N			
14)	14936-KT7-013	SHIM, TAPPET(2.075)	8	8	8	8	8	8			
	14937-KT7-013	SHIM, TAPPET(2.100)	8	8	8	8	8	8			
	14938-KT7-013	SHIM, TAPPET(2.125)	8	8	8	8	8	8			
	14939-KT7-013	SHIM, TAPPET(2.150)	8	8	8	8	8	8			
	14940-KT7-013	SHIM, TAPPET(2.175)	8	8	8	8	8	8			
	14941-KT7-013	SHIM, TAPPET(2.200)	8	8	8	8	8	8			
	14942-KT7-013	SHIM, TAPPET(2.225)	8	8	8	8	8	8			
	14943-KT7-013	SHIM, TAPPET(2.250)	8	8	8	8	8	8			
	14944-KT7-013	SHIM, TAPPET(2.275)	8	8	8	8	8	8			
	14945-KT7-013	SHIM, TAPPET(2.300)	8	8	8	8	8	8			
	14946-KT7-013	SHIM, TAPPET(2.325)	8	8	8	8	8	8			
	14947-KT7-013	SHIM, TAPPET(2.350)	8	8	8	8	8	8			
	14948-KT7-013	SHIM, TAPPET(2.375)	8	8	8	8	8	8			
	14949-KT7-013	SHIM, TAPPET(2.400)	8	8	8	8	8	8			
	14950-KT7-013	SHIM, TAPPET(2.425)	8	8	8	8	8	8			
	14951-KT7-013	SHIM, TAPPET(2.450)	8	8	8	8	8	8			
	14952-KT7-013	SHIM, TAPPET(2.475)	8	8	8	8	8	8			
	14953-KT7-013	SHIM, TAPPET(2.500)	8	8	8	8	8	8			
	14954-KT7-013	SHIM, TAPPET(2.525)	8	8	8	8	8	8			
	14955-KT7-013	SHIM, TAPPET(2.550)	8	8	8	8	8	8			
	14956-KT7-013	SHIM, TAPPET(2.575)	8	8	8	8	8	8			
	14957-KT7-013	SHIM, TAPPET(2.600)	8	8	8	8	8	8			
	14958-KT7-013	SHIM, TAPPET(2.625)	8	8	8	8	8	8			
	14959-KT7-013	SHIM, TAPPET(2.650)	8	8	8	8	8	8			
	14960-KT7-013	SHIM, TAPPET(2.675)	8	8	8	8	8	8			
	14961-KT7-013	SHIM, TAPPET(2.700)	8	8	8	8	8	8			
	14962-KT7-013	SHIM, TAPPET(2.725)	8	8	8	8	8	8			
	14963-KT7-013	SHIM, TAPPET(2.750)	8	8	8	8	8	8			
	14964-KT7-013	SHIM, TAPPET(2.775)	8	8	8	8	8	8			
	14965-KT7-013	SHIM, TAPPET(2.800)	8	8	8	8	8	8			
	14966-KT7-013	SHIM, TAPPET(2.825)	8	8	8	8	8	8			
	14967-KT7-013	SHIM, TAPPET(2.850)	8	8	8	8	8	8			
	14968-KT7-013	SHIM, TAPPET(2.875)	8	8	8	8	8	8			
	14969-KT7-013	SHIM, TAPPET(2.900)	8	8	8	8	8	8			



E-4

CAM CHAIN/TENSIONER



FR.

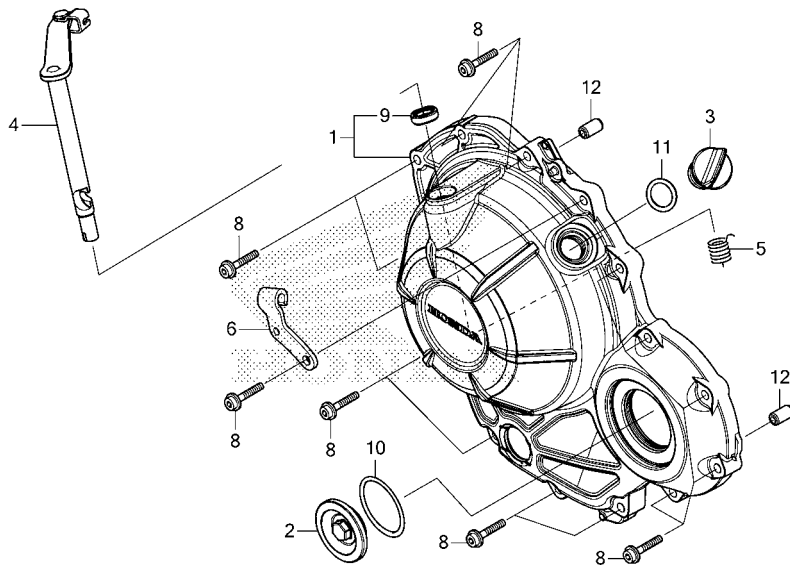
MKP7E0400

Ref. No.	L.O.N.	(Relative ref. Number) Description	F.R.T.
1	110140	CHAIN, CAMINCLUDES: Engine removal and installation	4.6
2	111130	TENSIONER, CAM CHAININCLUDES: Engine removal and installation	4.6
4		(6)	
4	111133	LIFTER, TENSIONER	0.2
5	1111G9	GUIDE B, CAM CHAIN	1.2
7	111139	GUIDE, CAM CHAININCLUDES: Engine removal and installation	4.1

Ref. No.	Part No.	Description	Reqd. QTY						Serial No.	Parts catalogue code
			CB400		CB500					
			XA	X	XA	XA	XA	XA		
			K	K	K	L	M	N		
1	14401-MGZ-J01	CHAIN, CAM(130L)(DAIDO) (SCH-0409 SV)	1	1	1	1	1	1		
2	14510-MGZ-J01	TENSIONER COMP., CAM CHAIN (NOK)	1	1	1	1	1	1		
3	14517-MGZ-J00	COLLAR, TENSIONER	1	1	1	1	1	1		
4	14520-MGZ-J81	LIFTER ASSY., TENSIONER	1	1	1	1	1	1		
5	14546-KYJ-900	GUIDE B, CAM CHAIN	1	1	1	1	1	1		
6	14560-MGZ-J01	GASKET, TENSIONER HOLE	1	1	1	1	1	1		
7	14611-MGZ-J00	GUIDE A, CAM CHAIN	1	1	1	1	1	1		
8	90004-GHB-600	BOLT, FLANGE, 6X10(NSHF)	1	1	1	1	1	-		
	90025-GHB-610	BOLT, FLANGE, 6X10	-	-	-	-	-	1		
9	90004-GHB-670	BOLT, FLANGE, 6X25(NSHF)	2	2	2	2	2	-		
	90025-GHB-680	BOLT, FLANGE, 6X25	-	-	-	-	-	2		
10	90442-397-000	WASHER, SEALING, 6MM	1	1	1	1	1	1		
11	90463-MEE-000	WASHER, SEALING, 6MM	2	2	2	2	2	2		
12	95701-06014-00	BOLT, FLANGE, 6X14	2	2	2	2	2	2		
13	95801-06028-00	BOLT, FLANGE, 6X28	1	1	1	1	1	1		

E-6

RIGHT CRANKCASE COVER



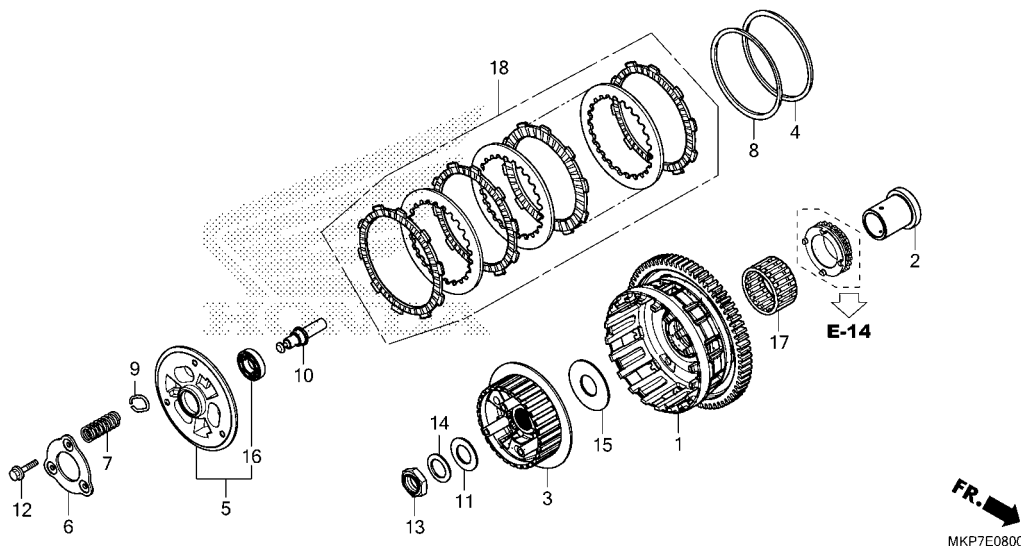
Ref. No.	L.O.N.	(Relative ref. Number) Description	F.R.T.
1	110159	COVER, CRANKCASE :RIGHT	0.4
4	2121A7	LEVER, CLUTCH	0.3

Ref. No.	Part No.	Description	Reqd. QTY						Serial No.	Parts catalogue code
			CB400		CB500					
			XA	X	XA	XA	XA	XA		
			K	K	K	L	M	N		
1	11330-MKP-D80	COVER COMP., R. CRANKCASE	1	1	1	1	1	1		
2	11332-MGZ-J00	CAP, 45MM	1	1	1	1	1	1		
3	15611-KA4-710	CAP, OIL FILLER	1	1	1	1	1	1		
4	22810-MKP-D00	LEVER COMP., CLUTCH	1	1	1	1	1	1		
5	22815-MJE-D00	SPRING, CLUTCH LEVER	1	1	1	1	1	1		
6	22821-MKP-D00	RECEIVER, CLUTCH CABLE	1	1	1	1	1	1		
8	90003-MGZ-J00	BOLT, FLANGE SOCKET, 6X28	14	14	14	14	14	-		
	90028-GHB-690	BOLT, FLANGE, 6X28(S-NSHF)	-	-	-	-	-	14		
9	91204-KK0-003	OIL SEAL, 12X18X5(ARAI)	1	1	1	1	1	1		
10	91301-ML7-003	O-RING, 48.1X3.6(ARAI)	1	1	1	1	1	1		
11	91307-035-000	O-RING, 18X3	1	1	1	1	1	1		
12	94301-08140	DOWEL PIN, 8X14	2	2	2	2	2	2		



E-8

CLUTCH

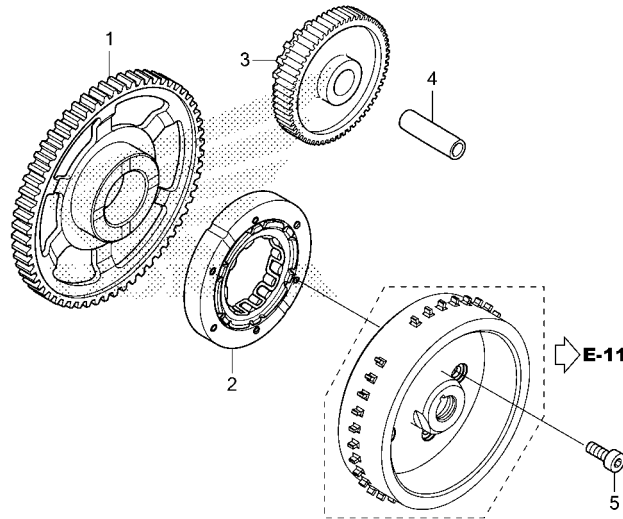


Ref. No.	L.O.N.	(Relative ref. Number) Description	F.R.T.
1	(17)		
2	2121A0	OUTER, CLUTCH	0.7
3	212112	CENTER, CLUTCH	0.7
5	2121A3	PLATE, CLUTCH PRESSURE	0.4
6	2121A4	PLATE, CLUTCH LIFTER	0.4
7	212107	SPRING, CLUTCH	0.4
.NOTE: Same time for two units or more			
10	2121B6	ROD, CLUTCH LIFTER	0.4
16	2121B4	BEARING, CLUTCH LIFTER	0.6
18	(4,8)		
	2121A1	DISC, CLUTCH FRICTION	0.5

Ref. No.	Part No.	Description	Reqd. QTY						Serial No.	Parts catalogue code
			CB400		CB500					
			XA	X	XA	XA	XA			
			K	K	K	L	M			
1	22100-MKP-D01	OUTER COMP., CLUTCH(69T).....	1	1	1	1	1			
2	22116-MKP-D00	GUIDE, CLUTCH OUTER.....	1	1	1	1	1			
3	22121-MKN-D11	CENTER, CLUTCH.....	1	1	1	1	1			
4	22125-ML7-000	SEAT, JUDDER SPRING.....	1	1	1	1	1			
5	22350-MKN-D11	PLATE COMP., CLUTCH PRESSURE.....	1	1	1	1	1			
	22350-MLE-C11	-	-	-	-	1			
6	22361-MKN-D11	PLATE, SETTING.....	1	1	1	1	1			
7	22401-MKP-D01	SPRING, CLUTCH.....	3	3	3	3	3			
8	22402-MKN-D11	SPRING, JUDDER.....	1	1	1	1	1			
9	22425-MJP-G51	SEAT, CLUTCH SPRING.....	3	3	3	3	3			
10	22847-MKP-D00	PIN, CLUTCH LIFTER.....	1	1	1	1	1			
11	52143-KZ3-860	WASHER, SWINGARM SIDE.....	1	1	1	1	1			
12	90050-MKN-D11	BOLT, FLANGE, 6X30.....	3	3	3	3	3			
13	90231-MJE-D00	NUT, LOCK, 22MM.....	1	1	1	1	1			
14	90432-MM5-000	WASHER, SPRING, 22MM.....	1	1	1	1	1			
15	90452-MKP-D01	WASHER, THRUST, 25X45X1.6.....	1	1	1	1	1			
16	91008-KCY-671	BEARING, RADIAL BALL, 6903...	1	1	1	1	1			
17	91111-PJ2-003	BEARING, NEEDLE, 30X35X17 (TOYO)	1	1	1	1	1			
18	22210-MKP-305	DISK SET, CLUTCH.....	1	1	1	1	1			

E-9

STARTING CLUTCH



MKP7E0900

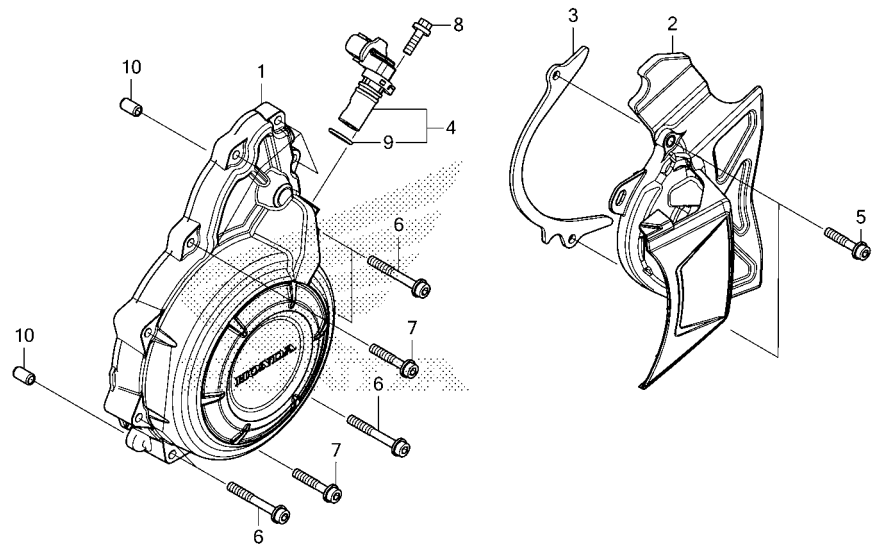
Ref. No.	L.O.N.	(Relative ref. Number) Description	F.R.T.
1	612120	GEAR, STARTER DRIVEN	0.8
2	612131	OUTER, STARTING CLUTCH	0.9
3	612125	GEAR, STARTER REDUCTION	0.6

Ref. No.	Part No.	Description	Reqd. QTY						Serial No.	Parts catalogue code
			CB400		CB500					
			XA	X	XA	XA	XA	XA		
1	28110-MGZ-J00	GEAR, STARTER DRIVEN(77T)....	1	1	1	1	1	1		
2	28125-MGZ-J01	OUTER COMP., STARTING CLUTCH	1	1	1	1	1	-		
	28125-MLE-C11	-	-	-	-	-	1		
3	28130-MGZ-J00	GEAR, STARTER REDUCTION (21T/76T)	1	1	1	1	1	1		
4	28132-MK5-000	SHAFT C, IDLE GEAR.....	1	1	1	1	1	1		
5	90017-MGZ-J00	BOLT, SOCKET, 8MM.....	6	6	6	6	6	6		



E-10

A.C. GENERATOR COVER



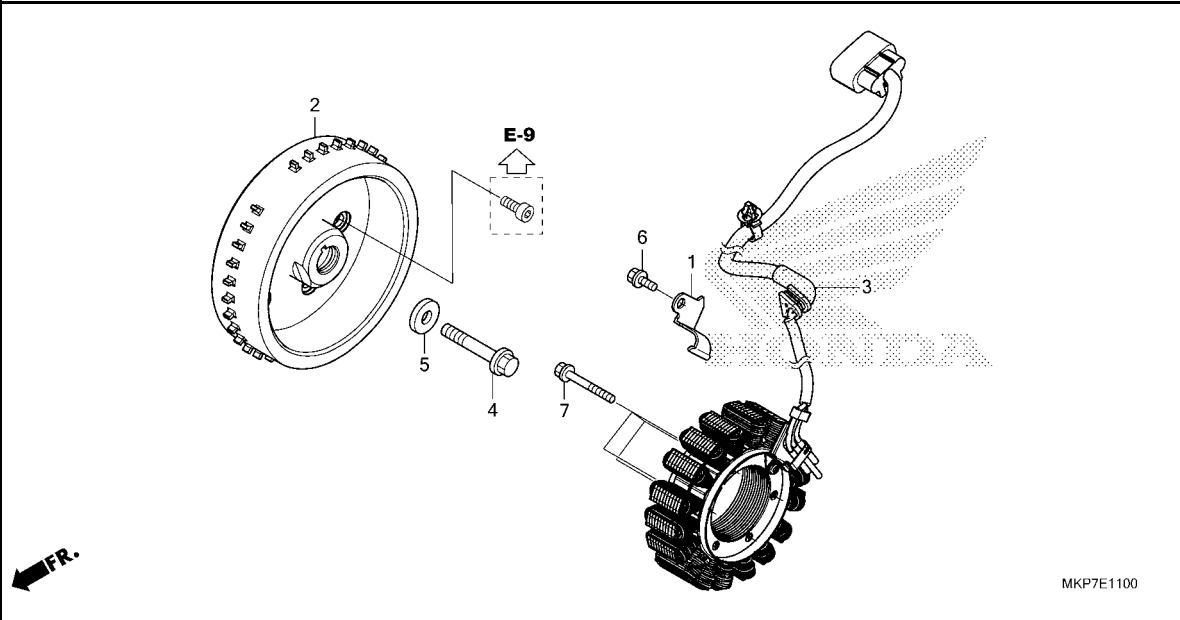
Ref. No.	L.O.N.	(Relative ref. Number) Description	F.R.T.
1	1101B1	COVER, ALTERNATOR	0.7
2	1101B0	COVER, CRANKCASE :LEFT REAR ..	0.2
4	6171J9	SENSOR, CRANK (9)	0.3

Ref. No.	Part No.	Description	Reqd. QTY						Serial No.	Parts catalogue code
			CB400		CB500					
			XA	X	XA	XA	XA	XA		
			K	K	K	L	M	N		
1	11321-MKP-D80	COVER, A.C. GENERATOR	1	1	1	1	1	1		
2	11350-MKP-D00	COVER COMP., L. RR.....	1	1	1	1	-	-		
	11350-MKP-D01	-	-	-	-	1	1		
3	11355-MGZ-J00	PLATE, DRIVE CHAIN GUIDE.....	1	1	1	1	1	1		
4	37500-MKP-D01	SENSOR ASSY., CRANK.....	1	1	1	1	1	-		
	37500-MKT-D01	-	-	-	-	-	1		
5	90002-MGZ-J00	BOLT, FLANGE SOCKET, 6X25....	2	2	2	2	2	-		
	90028-GHB-680	BOLT, FLANGE, 6X25(S-NSHF)...	-	-	-	-	-	2		
6	90002-MJE-D00	BOLT, FLANGE SOCKET, 6X40....	6	6	6	6	6	-		
	90028-GHB-740	BOLT, FLANGE, 6X40(S-NSHF)...	-	-	-	-	-	6		
7	90003-MGZ-J00	BOLT, FLANGE SOCKET, 6X28....	5	5	5	5	5	-		
	90028-GHB-690	BOLT, FLANGE, 6X28(S-NSHF)...	-	-	-	-	-	5		
8	90017-GHB-640	BOLT, FLANGE, 6X18(NSHF).....	1	1	1	1	1	1		
9	91333-PNC-006	O-RING.....	1	1	1	1	1	1		
10	94301-08140	DOWEL PIN, 8X14.....	2	2	2	2	2	2		



E-11

GENERATOR



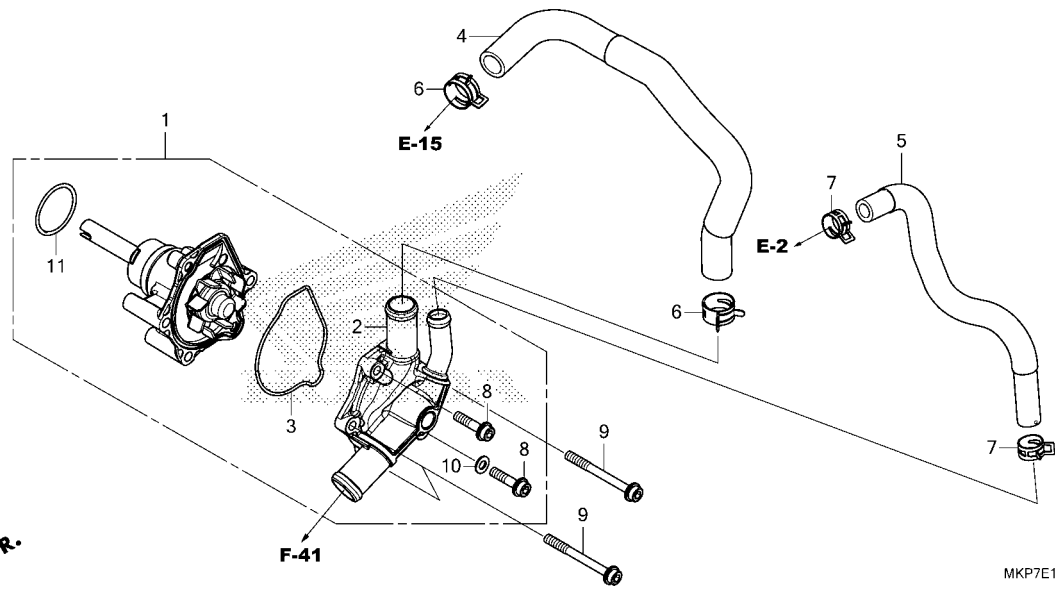
Ref. No.	L.O.N.	(Relative ref. Number) Description	F.R.T.
2	613105	ROTOR OR FLYWHEEL	0.9
3	6131A3	STATOR	0.9

Ref. No.	Part No.	Description	Reqd. QTY							Serial No.	Parts catalogue code
			CB400			CB500					
			XA	X	XA	XA	XA	XA	XA		
			K	K	K	L	M	N			
1	11333-MKP-D00	CLAMP, A.C. GENERATOR CORD...	1	1	1	1	1	1			
2	31110-MKP-D01	FLYWHEEL COMP.(MITSUBA).....	1	1	1	1	1	-			
	31110-MKP-DN1	FLYWHEEL COMP.	-	-	-	-	-	1			
3	31120-MKP-D01	STATOR COMP.(MITSUBA)	1	1	1	1	1	1			
4	90023-KYJ-900	BOLT, FLANGE, 12X50	1	1	1	1	1	1			
5	90401-KCY-670	WASHER, 12.5X30X5	1	1	1	1	1	1			
6	96001-06014-00	BOLT, FLANGE, 6X14	1	1	1	1	1	1			
7	96001-06040-00	BOLT, FLANGE, 6X40	4	4	4	4	4	4			



E-12

WATER PUMP

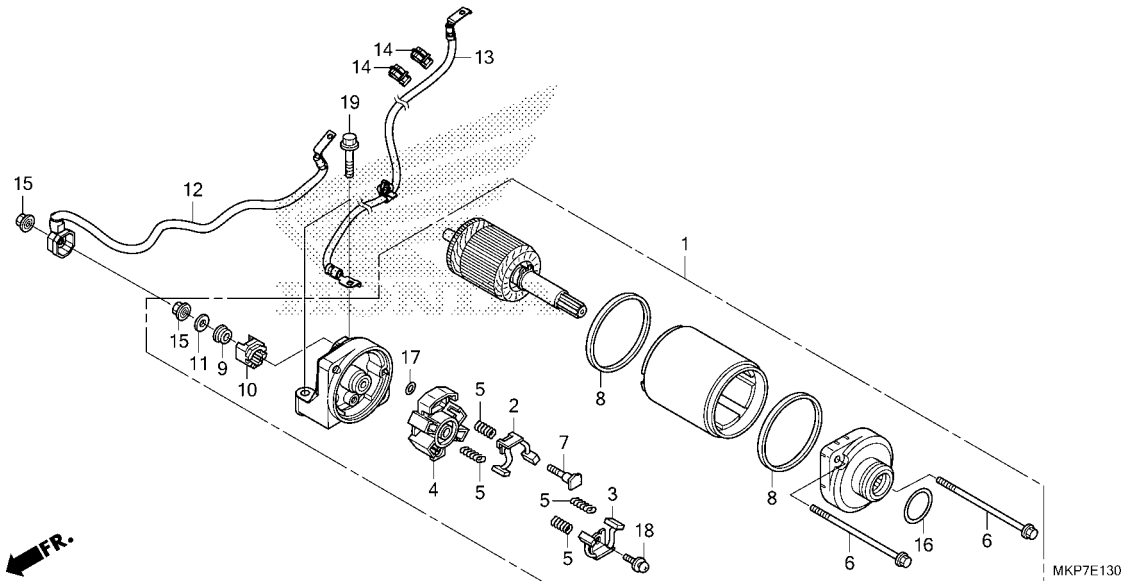


Ref. No.	L.O.N.	(Relative ref. Number) Description	F.R.T.
1	114103	PUMP ASSY., WATER	0.7
2	1141B0	COVER, WATER PUMP	0.7
3	1141B1	GASKET, WATER PUMP COVER	0.7
4	114130	HOSE A, WATER	1.3
5	1141B4	HOSE, WATER BYPASS	1.3
11	1141E1	O-RING, WATER PUMP	0.7

Ref. No.	Part No.	Description	Reqd. QTY						Serial No.	Parts catalogue code
			CB400		CB500					
			XA	X	XA	XA	XA	XA		
			K	K	K	L	M	N		
1	19200-MGZ-305	PUMP COMP., WATER	1	1	1	1	1	-		
	19200-MKP-305	-	-	-	-	-	1		
2	19220-MGZ-J00	COVER COMP., WATER PUMP	1	1	1	1	1	1		
3	19226-MGZ-J00	GASKET, WATER PUMP BODY	1	1	1	1	1	1		
4	19525-MKP-D00	HOSE A, WATER	1	1	1	1	1	1		
5	19526-MKP-D00	HOSE, WATER BYPASS	1	1	1	1	1	1		
6	19531-MJW-J00	CLIP, WATER HOSE(D27)	2	2	2	2	2	2		
7	19535-MJW-J00	CLIP, WATER HOSE(D21)	2	2	2	2	2	2		
8	90002-MGZ-J00	BOLT, FLANGE SOCKET, 6X25	2	2	2	2	2	-		
	90028-GHB-680	BOLT, FLANGE, 6X25(S-NSHF)	-	-	-	-	-	2		
9	90004-MGZ-J00	BOLT, FLANGE SOCKET, 6X60	3	3	3	3	3	-		
	90028-GHB-780	BOLT, FLANGE, 6X60(S-NSHF)	-	-	-	-	-	3		
10	90463-ML7-000	WASHER, SEALING, 6.5MM	1	1	1	1	1	1		
11	91302-MB0-013	O-RING, 32.95X2.62(ARAI)	1	1	1	1	1	1		

E-13

STARTER MOTOR



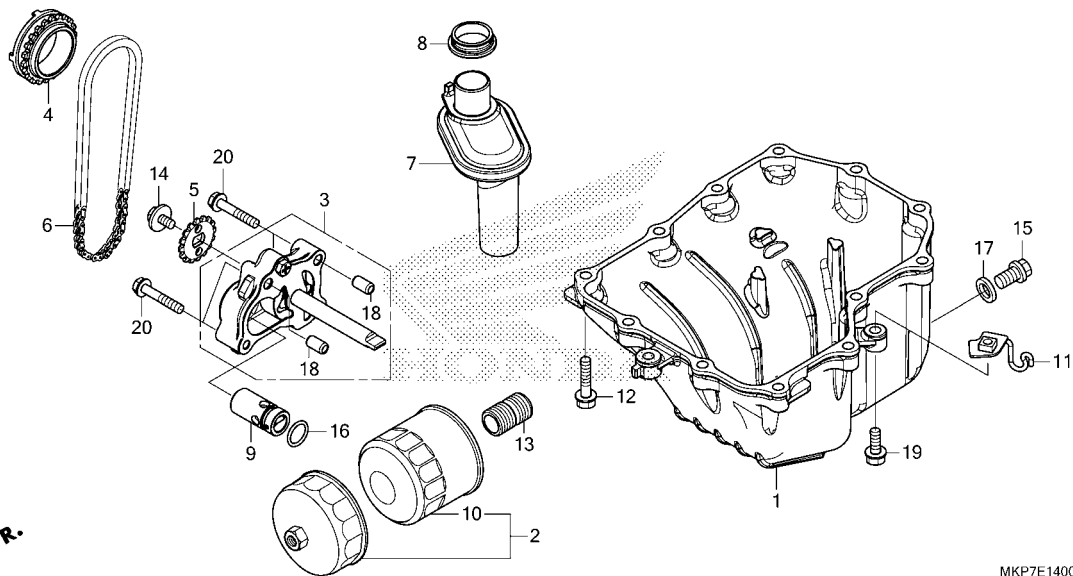
Ref. No.	L.O.N.	(Relative ref. Number) Description	F.R.T.
1		(16)	
612105		MOTOR, STARTING	1.4
2		(3,4,5,8)	
6121A4		TERMINAL, BRUSH(STARTER)	1.5
12		612115 CABLE, STARTER MOTOR	1.2
13		610110 CABLE, NEGATIVE BATTERY	1.2

Ref. No.	Part No.	Description	Reqd. QTY						Serial No.	Parts catalogue code
			CB400		CB500					
			XA	X	XA	XA	XA			
			K	K	K	L	M	N		
1	31200-MGZ-J81	MOTOR ASSY., STARTER.....	1	1	1	1	1	1		
2	31201-MEW-921	BRUSH SET A, CARBON.....	1	1	1	1	1	1		
3	31202-MEW-921	BRUSH SET B, CARBON.....	1	1	1	1	1	1		
4	31203-MEW-921	HOLDER, BRUSH.....	1	1	1	1	1	1		
5	31204-MEW-921	SPRING, CARBON BRUSH.....	4	4	4	4	4	4		
6	31205-HP5-601	BOLT, SETTING.....	2	2	2	2	2	2		
7	31206-MEW-921	BOLT, TERMINAL.....	1	1	1	1	1	1		
8	31207-HP5-601	RING.....	2	2	2	2	2	2		
9	31208-MEW-921	INSULATOR.....	1	1	1	1	1	1		
10	31209-MEW-921	STOPPER, TERMINAL.....	1	1	1	1	1	1		
11	31210-MEW-921	WASHER.....	1	1	1	1	1	1		
12	32410-MKP-T00	CABLE, STARTER MOTOR.....	1	1	1	1	1	-		
	32410-MKP-DN0	-	-	-	-	-	1		
13	32601-MKP-T00	CABLE, BATTERY EARTH.....	1	1	1	1	1	-		
	32601-MKP-DN0	-	-	-	-	-	1		
14	61309-GE4-003	CLIP, HARNESS.....	2	2	2	2	2	2		
15	90071-MB0-000	NUT-WASHER, 6MM.....	2	2	2	2	2	2		
16	91309-425-003	O-RING, 24.4X3.1(ARAI).....	1	1	1	1	1	1		
17	91320-MB0-000	O-RING, 4X2.....	1	1	1	1	1	1		
18	93892-05012-08	SCREW-WASHER, 5X12.....	1	1	1	1	1	1		
19	95801-06028-00	BOLT, FLANGE, 6X28.....	2	2	2	2	2	2		



E-14

OIL PAN/OIL PUMP

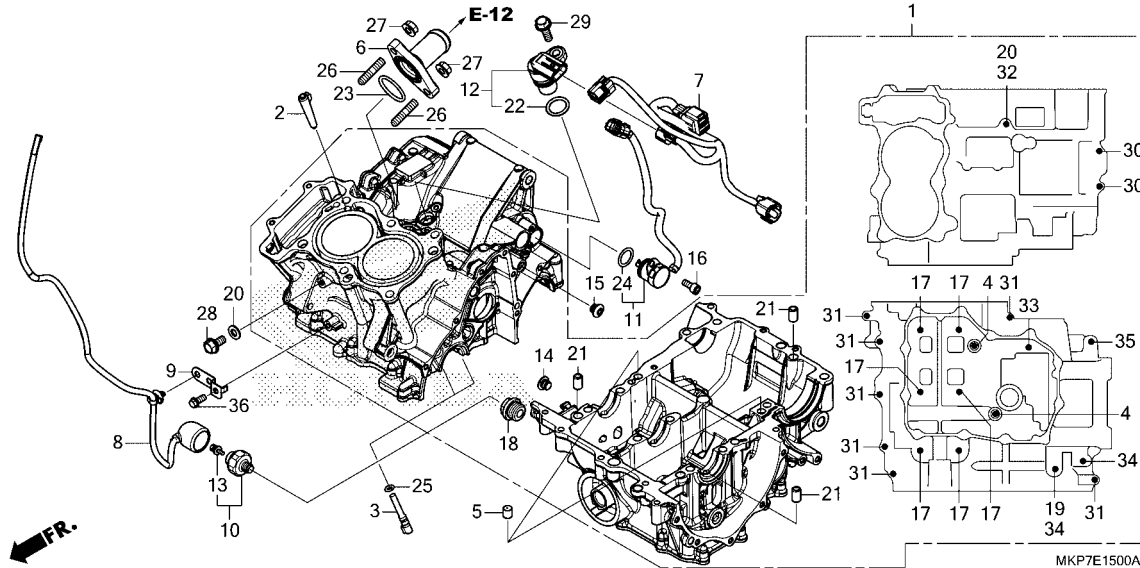


Ref. No.	L.O.N.	(Relative ref. Number) Description	F.R.T.
1	113145	OIL PAN AND/OR GASKET	0.8
3	113105	PUMP ASSY., OIL	0.7
4	1131A2	SPROCKET, OIL PUMP DRIVE	0.7
5	113111	SPROCKET, OIL PUMP DRIVEN	0.4
6	113122	CHAIN, OIL PUMP DRIVE	0.7
7	1131B6	STRAINER, OIL	0.8
9	113126	VALVE, RELIEF	0.7
10	113180	CARTRIDGE, OIL FILTER	0.2

Ref. No.	Part No.	Description	Reqd. QTY						Serial No.	Parts catalogue code
			CB400		CB500					
			XA	X	XA	XA	XA			
			K	K	K	L	M			
1	11210-MJW-J80	PAN, OIL.....	1	1	1	1	1			
2	15010-MKR-305	FILTER SET, OIL.....	(1)	(1)	(1)	(1)	(1)	(1)		
	15010-MCE-H51	(1)	(1)	(1)	(1)	-	-		
3	15100-MGZ-J00	PUMP ASSY., OIL.....	1	1	1	1	1	1		
4	15131-MKP-D01	SPROCKET, OIL PUMP DRIVE(22T)	1	1	1	1	1	1		
5	15134-MGZ-J00	SPROCKET, OIL PUMP DRIVEN(16T)	1	1	1	1	1	1		
6	15141-MKP-D01	CHAIN, OIL PUMP (DID 25HT2-56LE)	1	1	1	1	1	1		
7	15150-MGZ-J00	STRAINER COMP., OIL.....	1	1	1	1	1	1		
8	15154-MAT-000	PACKING, OIL STRAINER.....	1	1	1	1	1	1		
9	15220-MGZ-J00	VALVE ASSY., RELIEF.....	1	1	1	1	1	1		
10	15410-MFJ-D02	CARTRIDGE, OIL FILTER (WAKO FILTER)	1	1	1	1	1	1		
	15410-MFJ-D01	CARTRIDGE, OIL FILTER (TOYO ROKI)	1	1	1	1	-	-		
11	17419-MJW-J40	STAY, HOSE CLAMP.....	1	-	1	1	1	1	----- CH, ED, KO, SI	
12	90006-GHB-680	BOLT, FLANGE, 6X28(NSHF).....	12	-	-	-	-	-		
	90010-MGZ-J00	-	12	12	12	12	12		
13	90019-MB0-000	BOSS, OIL FILTER.....	1	-	-	-	-	-		
	90019-MGZ-J00	-	1	1	1	1	1		
14	90021-MGZ-J00	BOLT-WASHER, 6X12.....	1	1	1	1	1	1		
15	90131-883-000	BOLT, DRAIN PLUG, 12X15.....	1	1	1	1	1	1		
16	91313-MB0-003	O-RING, 14.7X2.2(ARAI).....	1	1	1	1	1	1		
17	94109-12000	WASHER, DRAIN PLUG, 12MM.....	1	1	1	1	1	1		
18	94301-08140	DOWEL PIN, 8X14.....	2	2	2	2	2	2		
19	90101-MJW-J40	BOLT, FLANGE, 6X20.....	1	-	1	1	1	1	----- CH, ED, KO, SI	
20	95701-06035-00	BOLT, FLANGE, 6X35.....	4	4	4	4	4	4		

E-15

CRANKCASE



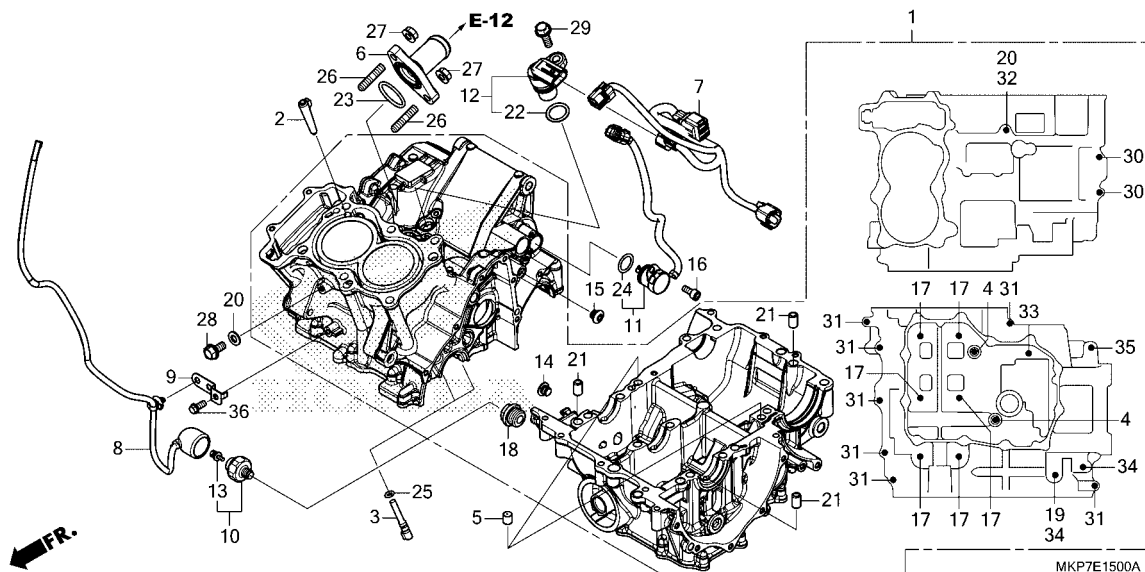
Ref. No.	L.O.N.	(Relative ref. Number) Description	F.R.T.
1	110105	CRANKCASE SETINCLUDES: Engine removal and installation (23)	7.5
6	114150	JOINT, WATER	1.4
7	611142	SUB HARNESS, ENGINE	1.2
8	6111U7	SUB HARNESS, OIL PRESSURE	0.4
10	615160	SWITCH, OIL PRESSURE	0.2
11		(24)	
12	615125	SWITCH, GEAR CHANGE	0.9
		(22)	
	617198	SENSOR, SPEEDOMETER	1.2

Ref. No.	Part No.	Description	Reqd. QTY						Serial No.	Parts catalogue code
			CB400		CB500					
			XA	X	XA	XA	XA			
			K	K	K	L	M			
1	11000-MKP-D80	CRANKCASE SET	1	1	1	1	1	1	----- ED,IN,KO,MA,SI,U	
	11000-MKP-H80	-	-	1	1	1	1	----- CH	
2	11103-MGZ-J00	PIN, PARTITION	1	1	1	1	1	1		
3	11140-MGZ-J00	JET COMP., OIL	2	2	2	2	2	2		
4	12207-KYJ-900	BOLT, SEALING, 12MM	2	2	2	2	2	2		
5	15515-MGZ-J00	ORIFICE A, 1.0MM	2	2	2	2	2	2		
6	19060-MGZ-J80	JOINT, WATER	1	1	1	1	1	1		
7	32101-MKP-T00	SUB HARNESS, ENGINE	1	1	1	1	1	-		
	32101-MKP-DN0	-	-	-	-	-	1		
8	32102-MGZ-J00	SUB HARNESS, OIL PRESSURE	1	1	1	1	1	-		
	32102-MKP-DQ0	-	-	-	-	-	1		
9	32157-MGZ-J00	STAY, HARNESS CLIP	1	1	1	1	1	1		
10	35500-MEH-661	SWITCH ASSY., OIL PRESSURE (DENSO)	1	1	1	1	1	1		
11	35759-MKP-T01	SWITCH ASSY., CHANGE	1	-	-	-	-	-	----- 5000280	
	35759-MKP-T02	1	-	-	-	-	-	5000281 -----	
	35759-MKP-T01	-	1	1	-	-	-		
	35759-MKP-T02	-	-	-	1	1	1		
12	37700-MJE-D01	SENSOR ASSY., SPEED(TDK-EPC) ..	1	1	1	1	1	1		
13	90002-PA6-003	BOLT-WASHER, 4X8(DENSO)	1	1	1	1	1	1		
14	90005-MAZ-000	BOLT, SOCKET, 10MM	1	1	1	1	1	1		
15	90009-MGZ-J00	BOLT, SOCKET, 10MM	1	1	1	1	1	1		
16	90011-MGP-000	BOLT, SOCKET KNOCK, 6MM	1	1	1	1	1	1		
17	90015-MGZ-J01	BOLT, UBS, 8X105	6	6	6	6	6	6		
18	90048-MY5-600	BOLT, SEALING, 18MM	1	1	1	1	1	1		
19	90442-028-000	WASHER, SEALING, 8MM	1	1	1	1	1	1		



E-15

CRANKCASE

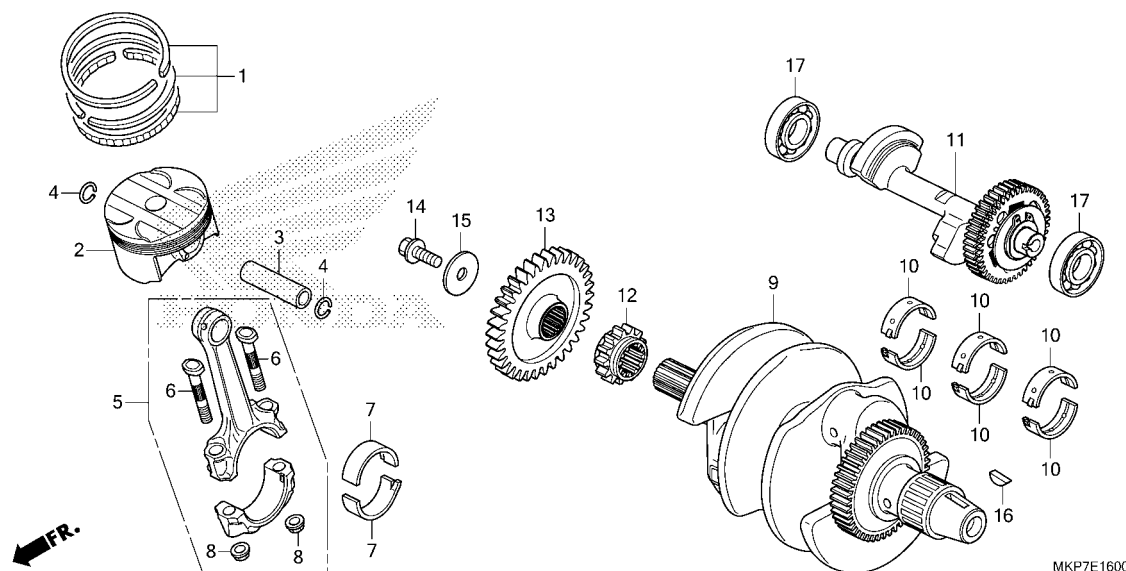


Ref. No.	Part No.	Description	Reqd. QTY						Serial No.	Parts catalogue code
			CB400		CB500					
			XA	X	XA	XA	XA	XA		
20	90463-ML7-000	WASHER, SEALING, 6.5MM.....	2	2	2	2	2	2		
21	90701-MV9-670	DOWEL PIN, 10X16.....	3	3	3	3	3	3		
22	91303-KF0-003	O-RING, 14.8X2.4(ARAI).....	1	1	1	1	1	1		
23	91304-MCP-900	O-RING, 23X2.4.....	1	1	1	1	1	1		
24	91305-KC1-850	O-RING, 16.5X2.5.....	1	1	1	1	1	1		
25	91305-MCJ-751	O-RING, 3.2X1.1.....	2	2	2	2	2	2		
26	92900-06016-0E	BOLT, STUD, 6X16.....	2	2	2	2	2	2		
27	94050-06000	NUT, FLANGE, 6MM.....	2	2	2	2	2	2		
28	95701-06012-00	BOLT, FLANGE, 6X12.....	1	1	1	1	1	1		
29	95701-06018-00	BOLT, FLANGE, 6X18.....	1	1	1	1	1	1		
30	95701-06035-00	BOLT, FLANGE, 6X35.....	2	2	2	2	2	2		
31	95701-06040-08	BOLT, FLANGE, 6X40.....	7	7	7	7	7	7		
32	95701-06095-00	BOLT, FLANGE, 6X95.....	1	1	1	1	1	1		
33	95701-08055-00	BOLT, FLANGE, 8X55.....	1	1	1	1	1	1		
34	95701-08075-00	BOLT, FLANGE, 8X75.....	2	2	2	2	2	2		
35	95701-10075-00	BOLT, FLANGE, 10X75.....	1	1	1	1	1	1		
36	96001-06014-07	BOLT, FLANGE, 6X14.....	1	1	1	1	1	1		

2

E-16

CRANKSHAFT/PISTON



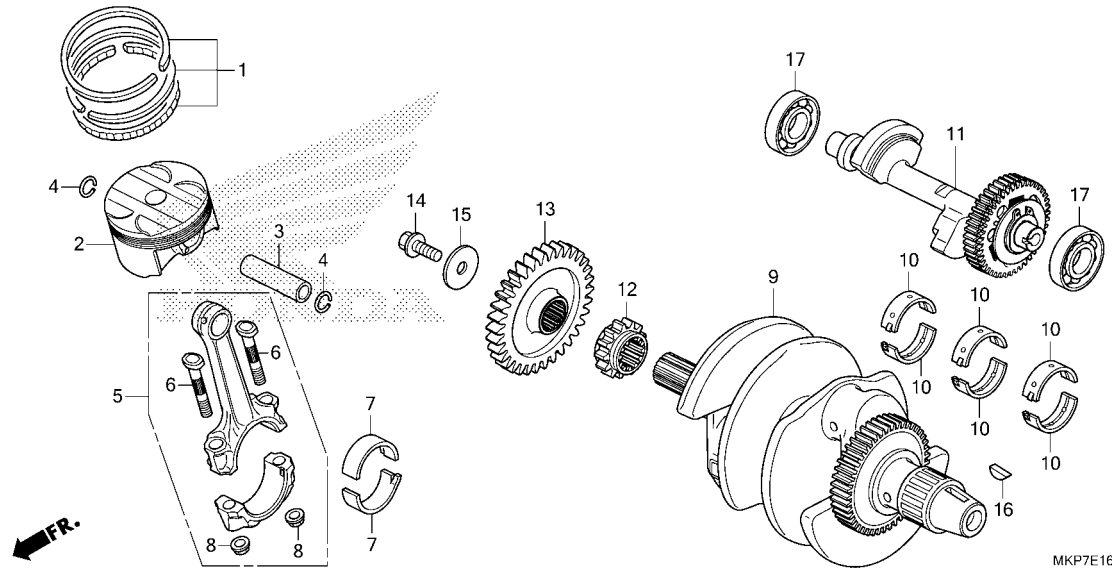
Ref. No.	L.O.N.	(Relative ref. Number) Description	F.R.T.
2		(1,3,4,5,7)	
1111T9		PISTON AND/OR RING SET AND/OR BEARING AND/OR RODINCLUDES: Engine removal and installation	6.5
1111X9		PISTON AND/OR RING SET AND/OR BEARING AND/OR ROD :FOR 1 VEHICLEINCLUDES: Engine removal and installation .INCLUDES: Inspection/ Measurement/Cleaning	7.0
9	1101B5	CRANKSHAFTINCLUDES: Engine removal and installation	7.1
10	110125	BEARING, CRANKSHAFTINCLUDES: Engine removal and installation .NOTE: Same time for two units or more	6.7
11	110185	SHAFT, BALANCERINCLUDES: Engine removal and installation	6.2

Ref. No.	Part No.	Description	Reqd. QTY						Serial No.	Parts catalogue code
			CB400	X		CB500				
			XA	X	XA	XA	XA	XA		
			K	K	K	L	M	N		
1	13011-MEE-305	RING SET, PISTON(STD.)	2	2	2	2	2	2		
	13021-MEE-305	RING SET, PISTON(0.25)	-	(2)	(2)	(2)	(2)	(2)	----- CH, IN, KO, MA, U	
2	13101-MGZ-K00	PISTON(STD.)	2	-	-	-	-	-		
	13101-MGZ-D00	-	2	2	2	2	2	----- CH, ED, KO, MA, U	
	13102-MGZ-305	PISTON(0.25)	-	(2)	(2)	(2)	(2)	(2)	----- CH, KO, MA, U	
	13101-MKP-P00	PISTON(STD.)	-	-	2	-	2	2	----- IN	
	13102-MKP-P00	PISTON(0.25)	-	-	(2)	-	(2)	(2)	----- IN	
3	13111-MFG-D00	PIN, PISTON	2	2	2	2	2	2		
4	13115-MGZ-J00	CLIP, PISTON PIN, 16MM	4	4	4	4	4	4		
5	13210-MGZ-K00	ROD ASSY., CONNECTING	2	-	-	-	-	-		
	13210-MGZ-D00	-	2	2	2	2	2		
6	13213-ML7-020	BOLT, CONNECTING ROD	4	4	4	4	4	4		
7	13214-MGZ-J01	BEARING A, CONNECTING ROD (BLUE)	4	4	4	4	4	4		
	13215-MGZ-J01	BEARING B, CONNECTING ROD (BLACK)	4	4	4	4	4	4		
	13216-MGZ-J01	BEARING C, CONNECTING ROD (BROWN)	4	4	4	4	4	4		
	13217-MGZ-J01	BEARING D, CONNECTING ROD (GREEN)	4	4	4	4	4	4		
	13218-MGZ-J01	BEARING E, CONNECTING ROD (YELLOW)	4	4	4	4	4	4		
8	13215-ML7-000	NUT, CONNECTING ROD	4	4	4	4	4	4		
9	13300-MGZ-K01	CRANKSHAFT COMP.	1	-	-	-	-	-		
	13300-MGZ-D01	-	1	1	1	1	1		
10	13313-MW0-003	BEARING A, CRANKSHAFT (BLACK) ..	6	6	6	6	6	6		
	13314-MW0-003	BEARING B, CRANKSHAFT (BROWN) ..	6	6	6	6	6	6		
	13315-MW0-003	BEARING C, CRANKSHAFT (GREEN) ..	6	6	6	6	6	6		



E-16

CRANKSHAFT/PISTON

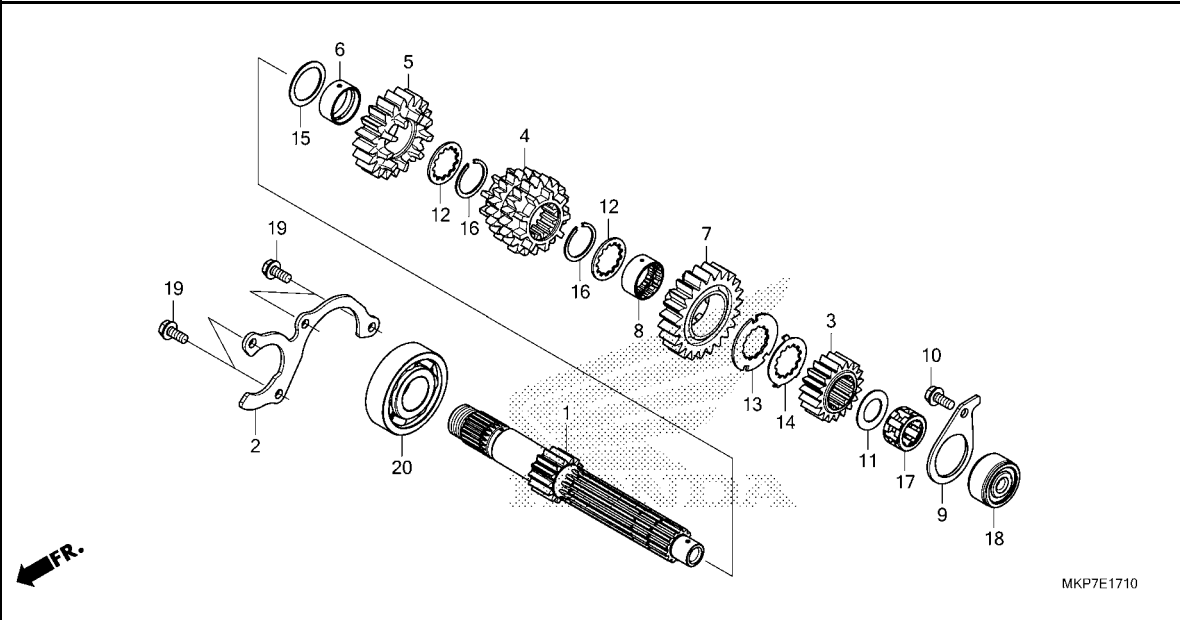


Ref. No.	L.O.N.	(Relative ref. Number) Description	F.R.T.
12	1101C8	SPROCKET, TIMINGINCLUDES: Engine removal and installation	4.6
13	211105	GEAR, PRIMARY DRIVE	0.5
17	1101G3	BEARING, BALANCER SHAFT :LEFT .INCLUDES: Engine removal and installation	6.4
	1101G4	BEARING, BALANCER SHAFT :RIGHT .INCLUDES: Engine removal and installation	6.2
	1101G5	BEARING, BALANCER SHAFT :BOTH .INCLUDES: Engine removal and installation	6.4

Ref. No.	Part No.	Description	Reqd. QTY						Serial No.	Parts catalogue code
			CB400		CB500					
			XA	X	XA	XA	XA	XA		
			K	K	K	L	M	N		
10)	13316-MW0-003	BEARING D, CRANKSHAFT(YELLOW)	6	6	6	6	6	6		
	13317-MW0-003	BEARING E, CRANKSHAFT(PINK) ..	6	6	6	6	6	6		
	11	13420-MKP-K00	1	-	-	-	-	-		
		13420-MKG-A00	-	1	1	1	1	1		
	12	14311-MGZ-J00	1	1	1	1	1	1		
	13	23113-MKG-A00	1	1	1	1	1	1		
	14	90013-MGZ-J00	1	1	1	1	1	1		
	15	90405-MGZ-J00	1	1	1	1	1	1		
	16	90742-KYJ-900	1	1	1	1	1	1		
	17	91001-MGZ-J00								
		6204	2	2	2	2	2	-		
		91001-MGZ-J01	-	-	-	-	-	2		

E-17-10

TRANSMISSION(MAINSHAFT)



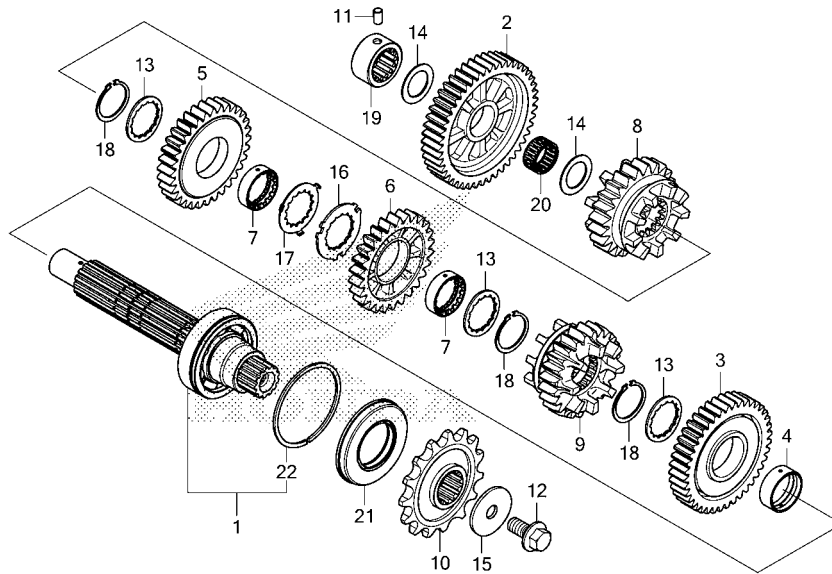
Ref. No.	L.O.N.	(Relative ref. Number) Description	F.R.T.
1		(3,4,5,7)	
210141		MAINSHAFT, TRANSMISSIONINCLUDES: Engine removal and installation	6.2
210141A		.Replace countershaft add	0.2
18		(17)	
2101C2		BEARING, MAINSHAFT :LEFTINCLUDES: Engine removal and installation	6.6
20		2101C5 BEARING, MAINSHAFT :RIGHTINCLUDES: Engine removal and installation	6.0
		2101C6 BEARING, MAINSHAFT :BOTHINCLUDES: Engine removal and installation	6.6
		2101D4 BEARING, MAINSHAFT AND COUNTERSHAFT :ALLINCLUDES: Engine removal and installation	6.6

Ref. No.	Part No.	Description	Reqd. QTY						Serial No.	Parts catalogue code
			CB400		CB500					
			XA	X	XA	XA	XA			
			K	K	K	L	M			
1	23211-MKP-D00	MAINSHAFT(14T)	1	1	1	1	1			
2	23212-MGZ-J00	PLATE, BEARING SETTING	1	1	1	1	1			
3	23431-MKP-D00	GEAR, MAINSHAFT SECOND(19T) ..	1	1	1	1	1			
4	23451-MKP-D00	GEAR, MAINSHAFT THIRD & FOURTH (20T/20T)	1	1	1	1	1			
5	23491-MKP-D00	GEAR, MAINSHAFT FIFTH(20T) ...	1	1	1	1	1			
6	23492-MGZ-J00	COLLAR, 25X28X12	1	1	1	1	1			
7	23511-MKP-D00	GEAR, MAINSHAFT SIXTH(23T) ...	1	1	1	1	1			
8	23512-MV9-670	COLLAR, SPLINE, 25X28X13	1	1	1	1	1			
9	23531-MGZ-J00	PLATE, BEARING SETTING	1	1	1	1	1			
10	90005-MGZ-J00	BOLT, FLANGE, 6X14(NSHF)	1	1	1	1	1			
11	90403-KE7-000	WASHER, THRUST, 17.2MM	1	1	1	1	1			
12	90451-KY2-000	WASHER, SPLINE, 25X31X1.5	2	2	2	2	2			
13	90454-KYJ-900	WASHER, SPLINE, 25X42X1.6	1	1	1	1	1			
14	90455-KYJ-900	WASHER, LOCK, 25MM	1	1	1	1	1			
15	90456-MA6-000	WASHER, THRUST, 25MM	1	1	1	1	1			
16	90601-107-000	CIRCLIP, 25MM	2	2	2	2	2			
17	91022-MN4-003	BEARING, NEEDLE, 17X27X14.8 (TOYO)	1	1	1	1	1			
18	91023-MN4-003	OUTER, NEEDLE BEARING	1	1	1	1	1			
19	95701-06014-00	BOLT, FLANGE, 6X14	4	4	4	4	4			
20	96100-63050-00	BEARING, RADIAL BALL, 6305 ...	1	1	1	1	1			



E-17-20

TRANSMISSION(COUNTERSHAFT)

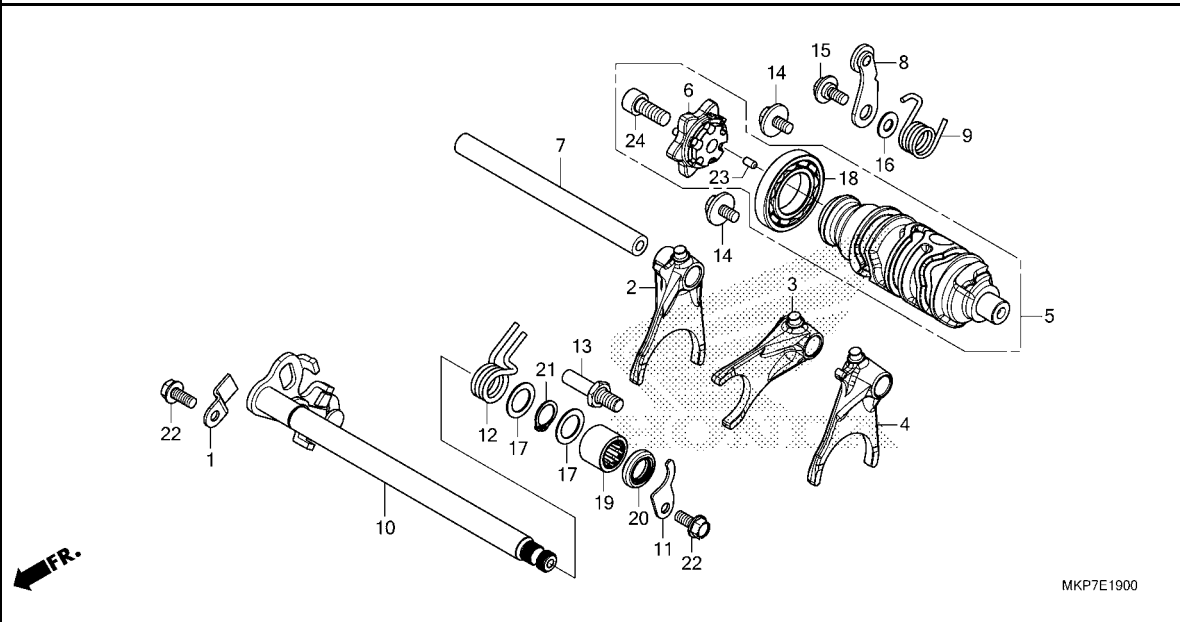


Ref. No.	L.O.N.	(Relative ref. Number) Description	F.R.T.
1		(2,3,5,6,8,9,20)	
210142		COUNTERSHAFT, TRANSMISSIONINCLUDES: Engine removal and installation	6.1
210142A		.Replace mainshaft add	0.3
10 213135		SPROCKET, DRIVE	0.3
19 2101C8		BEARING, COUNTERSHAFT :RIGHT . .INCLUDES: Engine removal and installation	5.9
2101D4		BEARING, MAINSHAFT AND COUNTERSHAFT :ALL	6.6
		.INCLUDES: Engine removal and installation	
21 2101G7		OIL SEAL, COUNTERSHAFT :LEFT . .INCLUDES: Engine removal and installation	5.9

Ref. No.	Part No.	Description	Reqd. QTY						Serial No.	Parts catalogue code
			CB400		CB500					
			XA	X	XA	XA	XA			
			K	K	K	L	M			
1	23220-MGZ-J01	COUNTERSHAFT COMP.	1	1	1	1	1			
2	23421-MKP-D00	GEAR, COUNTERSHAFT FIRST(46T)	1	1	1	1	1			
3	23441-MKP-D00	GEAR, COUNTERSHAFT SECOND(40T)	1	1	1	1	1			
4	23442-ML7-000	COLLAR, 28MM	1	1	1	1	1			
5	23461-MKP-D00	GEAR, COUNTERSHAFT THIRD(32T)	1	1	1	1	1			
6	23481-MKP-D00	GEAR, COUNTERSHAFT FOURTH(26T)	1	1	1	1	1			
7	23482-MV9-670	COLLAR, SPLINE, 28X31X9	2	2	2	2	2			
8	23501-MKP-D00	GEAR, COUNTERSHAFT FIFTH(23T)	1	1	1	1	1			
9	23521-MKP-D00	GEAR, COUNTERSHAFT SIXTH(24T)	1	1	1	1	1			
10	23801-MKP-D00	SPROCKET, DRIVE(15T)	1	1	1	1	1			
11	24261-283-000	PIN, GEARSHIFT FORK GUIDE	1	1	1	1	1			
12	90037-422-003	BOLT, SPECIAL, 10MM	1	1	1	1	1			
13	90452-MR7-000	WASHER, SPLINE, 28X34X1.5	3	3	3	3	3			
14	90454-428-000	WASHER, THRUST, 20MM	2	2	2	2	2			
15	90459-438-000	WASHER, 10.2MM	1	1	1	1	1			
16	90463-MR7-000	WASHER, SPLINE, 28MM	1	1	1	1	1			
17	90464-MR7-000	WASHER, LOCK, 28MM	1	1	1	1	1			
18	90603-MN4-000	CIRCLIP, 28MM	3	3	3	3	3			
19	91023-MKP-D01	BEARING, NEEDLE, 20X34X16.8								
		(NTN)	1	1	1	1	1			
20	91026-MGZ-J00	BEARING, NEEDLE, 20X24X11	1	1	1	1	1			
	91026-MKP-DN1	-	-	-	-	-		1	
21	91207-KT8-003	OIL SEAL, 34X62X8	1	1	1	1	1			
22	94560-62200	RING, SNAP, 62MM	1	1	1	1	1			

E-19

GEARSHIFT DRUM



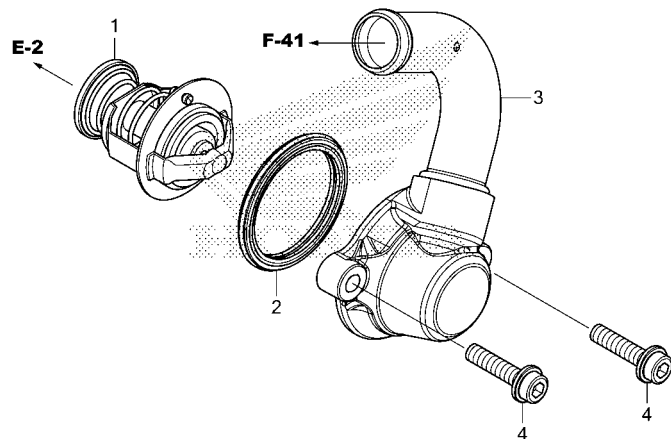
Ref. No.	L.O.N.	(Relative ref. Number) Description	F.R.T.
2	210112	(3,4) FORK, GEARSHIFTINCLUDES: Engine removal and installation .NOTE: Same time for two units or more	6.0
5	2101A9	DRUM, GEARSHIFTINCLUDES: Engine removal and installation	6.0
6	2101B2	CENTER, GEARSHIFT DRUM	0.8
8	210125	(9) STOPPER OR SPRING, SHIFT DRUM	0.8
10	210122	(12) SPINDLE, GEARSHIFT	0.8
20	1101F9	OIL SEAL, GEARSHIFT SPINDLE ..	0.8

Ref. No.	Part No.	Description	Reqd. QTY						Serial No.	Parts catalogue code
			CB400		CB500					
			XA	X	XA	XA	XA	XA		
			K	K	K	L	M	N		
1	14623-MV1-000	PLATE, TENSIONER SETTING.....	1	1	1	1	1	1		
2	24211-MGZ-J00	FORK, R. GEARSHIFT.....	1	1	1	1	1	1		
3	24212-MGZ-J00	FORK, CENTER GEARSHIFT.....	1	1	1	1	1	1		
4	24213-MGZ-J00	FORK, L. GEARSHIFT.....	1	1	1	1	1	1		
5	24310-MKP-D00	DRUM COMP., GEARSHIFT.....	1	1	1	1	1	1		
6	24315-MJE-D00	CENTER COMP., SHIFT DRUM.....	1	1	1	1	1	1		
7	24321-MAS-000	SHAFT, GEARSHIFT FORK.....	1	1	1	1	1	1		
8	24430-MGZ-J00	STOPPER COMP., GEARSHIFT DRUM	1	1	1	1	1	1		
9	24435-MJE-D00	SPRING, SHIFT DRUM STOPPER...	1	1	1	1	1	1		
10	24610-MGZ-J00	SPINDLE COMP., GEARSHIFT.....	1	1	1	1	1	1		
11	24612-MAL-600	PLATE, SPINDLE.....	1	1	1	1	1	1		
12	24651-MAS-E00	SPRING, SHIFT RETURN.....	1	1	1	1	1	1		
13	24652-MGZ-J00	PIN, SHIFT RETURN SPRING.....	1	1	1	1	1	1		
14	90021-MM5-000	BOLT-WASHER, 6X12.....	2	-	-	-	-	-		
	90021-MGZ-J00	-	2	2	2	2	2		
15	90023-MGZ-J00	PIVOT, SHIFT DRUM STOPPER ARM	1	1	1	1	1	1		
16	90417-360-000	WASHER, DRUM STOPPER.....	1	1	1	1	1	1		
17	90451-155-000	WASHER, 14MM.....	2	2	2	2	2	2		
18	91007-MGS-D31	BEARING, RADIAL BALL, 25X47X8	1	1	1	1	1	1		
19	91106-MCF-003	BEARING, NEEDLE, 14X22X16....	1	1	1	1	1	1		
20	91203-KSP-911	OIL SEAL, 14X22X5(ARAI).....	1	1	1	1	1	1		
21	94510-14000	CIRCLIP, EXTERNAL, 14MM.....	1	1	1	1	1	1		
22	95701-06014-00	BOLT, FLANGE, 6X14.....	2	2	2	2	2	2		
23	96220-40080	ROLLER, 4X8.....	1	1	1	1	1	1		
24	96600-08020-10	BOLT, SOCKET, 8X20.....	1	1	1	1	1	1		



E-21

THERMOSTAT



MKP7E2100

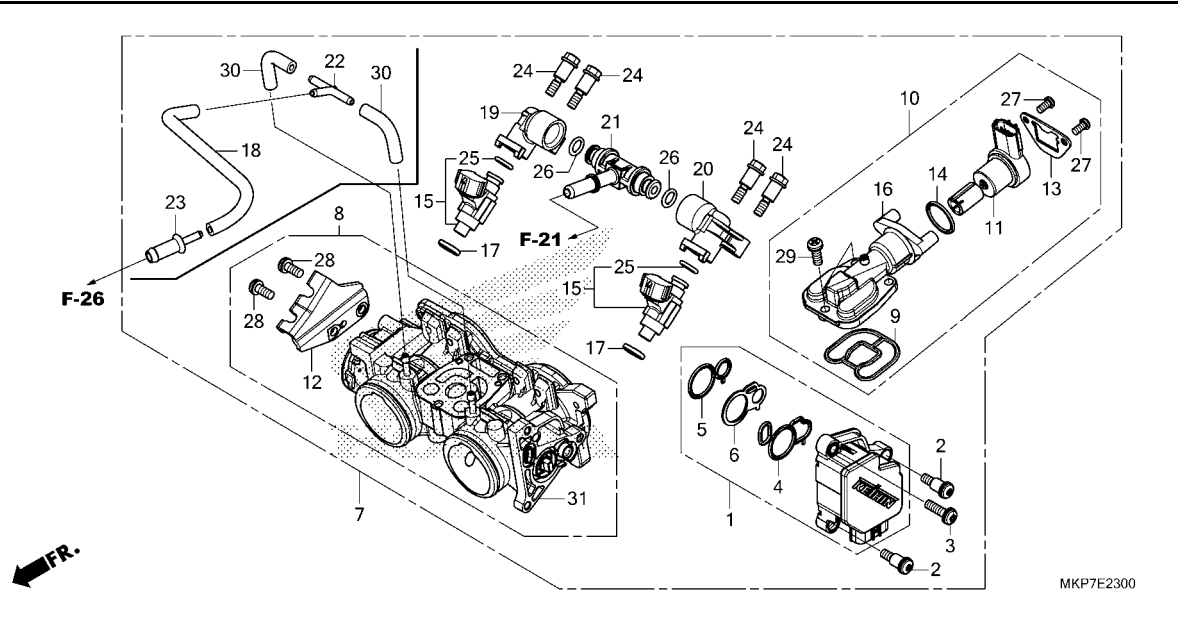
Ref. No.	L.O.N.	(Relative ref. Number) Description	F.R.T.
1		(2)	
114116		THERMOSTAT	0.6
114117		CASE, THERMOSTAT	0.9

Ref. No.	Part No.	Description	Reqd. QTY						Serial No.	Parts catalogue code
			CB400			CB500				
			XA	X	XA	XA	XA	XA		
			K	K	K	L	M	N		
1	19300-MCJ-003	THERMOSTAT(FUJI BELLOWS).....	1	1	1	1	1	1		
2	19305-KV3-010	RUBBER, THERMOSTAT	1	-	-	-	-	-		
	19305-MGZ-J01	-	1	1	1	1	1		
3	19320-MGZ-J80	COVER COMP., THERMOSTAT	1	1	1	1	1	1		
4	90001-MGZ-J00	BOLT, FLANGE SOCKET, 6X22	2	2	2	2	2	-		
	90028-GHB-670	BOLT, FLANGE, 6X22(S-NSHF)	-	-	-	-	-	2		

2

E-23

THROTTLE BODY



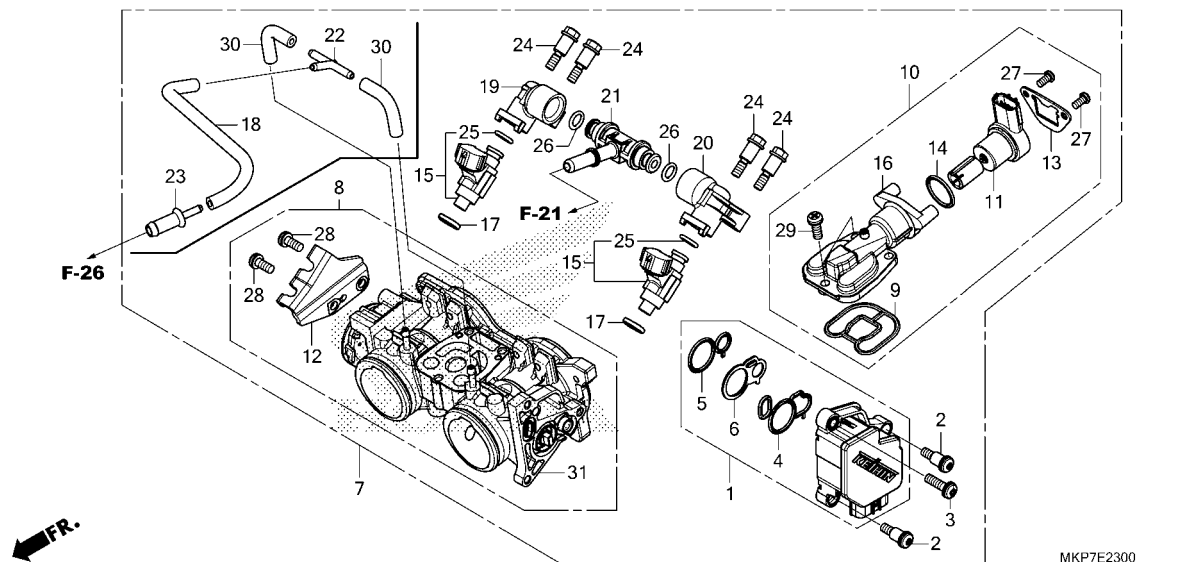
Ref. No.	L.O.N.	(Relative ref. Number) Description	F.R.T.
1	(4,5,6)		
617115		SENSOR, THROTTLE	1.2
7	311132	BODY ASSY., THROTTLE	1.3
8	(31)		
311130		BODY, THROTTLE	1.4
11	(10,14)		
3111N5		VALVE, IDLE AIR CONTROL	1.4
15	(17,25)		
311145		INJECTOR, FUEL	1.4
16	(9)	.NOTE: Same time for two units	
3111P5		BODY, IDLE AIR CONTROL VALVE	1.3
21	(19,20,26)		
311140		PIPE, FUEL	1.3
		.NOTE: Same time for two units or more	

Ref. No.	Part No.	Description	Reqd. QTY							Serial No.	Parts catalogue code
			CB400		CB500						
			XA	X	XA	XA	XA	XA			
			K	K	K	L	M	N			
1	16060-MKG-L01	SENSOR SET	1	1	1	1	1	1			
2	16081-KPH-701	SCREW, TORX, 5X8.7	2	2	2	2	2	2			
3	16082-KPH-701	SCREW, TORX, 5X17	1	1	1	1	1	1			
4	16083-MGZ-D01	O-RING, SENSOR	1	1	1	1	1	1			
5	16084-MGZ-D01	O-RING, SENSOR	1	1	1	1	1	1			
6	16085-MGZ-D01	PLATE	1	1	1	1	1	1			
7	16400-MKP-T01	BODY ASSY., THROTTLE(GQB7A A) (FRAME NO.)	1	-	-	-	-	-	-----	KK000241	
	16400-MKP-T02	(FRAME NO.)	1	-	-	-	-	-	-----	KK000242	
	16400-MKP-C01	BODY ASSY., THROTTLE(GQB7C A) (FRAME NO.)	-	1	1	-	-	-	-----	K5100006 MA	
	16400-MKP-C02	(FRAME NO.)	-	1	1	-	-	-	-----	K5100007 MA	
	16400-MKP-T02	BODY ASSY., THROTTLE(GQB7A A)	-	-	1	-	-	-	-----	CH	
	16400-MKP-T01	(FRAME NO.)	-	-	1	-	-	-	-----	K5000031 KO	
	16400-MKP-C01	BODY ASSY., THROTTLE(GQB7C A) (FRAME NO.)	-	-	1	-	-	-	-----	K5000034 IN	
		,,	-	-	1	-	-	-	-----	K5000060 U	
	16400-MKP-D01	BODY ASSY., THROTTLE(GQB7B A) (FRAME NO.)	-	-	1	-	-	-	-----	K5004484 ED	
	16400-MKP-T02	BODY ASSY., THROTTLE(GQB7A A) (FRAME NO.)	-	-	1	-	-	-	-----	K5000032 KO	
	16400-MKP-C02	BODY ASSY., THROTTLE(GQB7C A) (FRAME NO.)	-	-	1	-	-	-	-----	K5000035 IN	
	,,	,,	-	-	1	-	-	-	-----	K5000061 U	



E-23

THROTTLE BODY



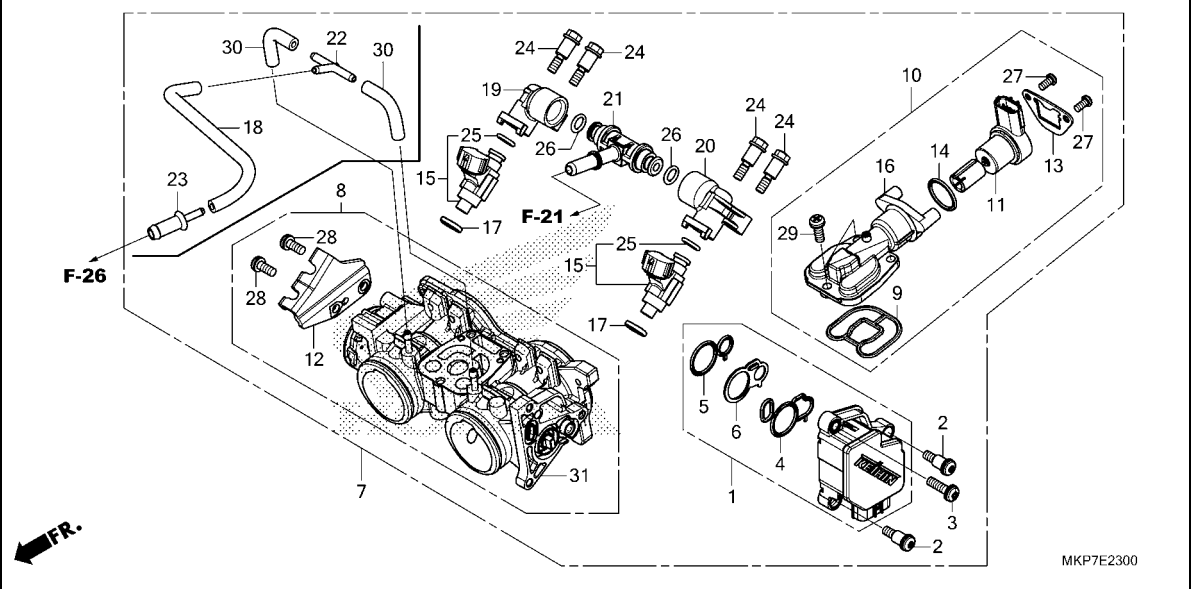
MKP7E2300

Ref. No.	Part No.	Description	Reqd. QTY						Serial No.	Parts catalogue code
			CB400		CB500					
			XA	X	XA	XA	XA			
			K	K	K	L	M	N		
(7)	16400-MKP-D02	BODY ASSY., THROTTLE(GQB7B A) (FRAME NO.)	-	-	1	-	-	-	K5004485 ----- ED	
	16400-MKP-T02	BODY ASSY., THROTTLE(GQB7A A)	-	-	-	1	1	1	----- CH, KO	
	16400-MKP-D02	BODY ASSY., THROTTLE(GQB7B A)	-	-	-	-	1	1	----- ED	
	16400-MKP-C02	BODY ASSY., THROTTLE(GQB7C A)	-	-	-	-	1	1	----- IN, MA, U	
8	16410-MKP-T01	BODY SET	1	-	1	1	1	1	----- CH, KO, SI	
	16410-MKP-C01	-	1	1	-	1	1	----- IN, MA, U	
9	16428-MGZ-D01	O-RING, AIR INJECTION CONTROL VALVE	1	1	1	1	1	1		
10	16430-MJW-J01	VALVE SET, IDLE AIR CONTROL	1	1	1	1	1	1		
11	16431-MJP-G51	MOTOR ASSY.	1	1	1	1	1	1		
12	16432-MGZ-D01	STAY, WIRE	1	1	1	1	1	1	----- CH, IN, KO, MA, SI, U	
13	16433-MEW-921	PLATE, IDLE AIR CONTROL VALVE	1	1	1	1	1	1		
14	16435-MFJ-D01	O-RING, 17.8X1.9	1	1	1	1	1	1		
15	16450-MKP-T01	INJECTOR ASSY., FUEL (FRAME NO.)	2	-	-	-	-	-	----- KK000241	
	16450-MKP-T02 (FRAME NO.)	2	-	-	-	-	-	----- KK000242	
	16450-MKP-T01 (FRAME NO.)	-	2	2	-	-	-	----- K5100006 MA	
	16450-MKP-T02 (FRAME NO.)	-	2	2	-	-	-	----- K5100007 ----- MA	
	16450-MKP-T01 (FRAME NO.)	-	-	2	-	-	-	----- ----- CH	
	16450-MKP-T01 (FRAME NO.)	-	-	2	-	-	-	----- K5000031 KO	
	''	''	-	-	2	-	-	-	----- K5000034 IN	
	''	''	-	-	2	-	-	-	----- K5000060 U	
	''	''	-	-	2	-	-	-	----- K5004484 ED	



E-23

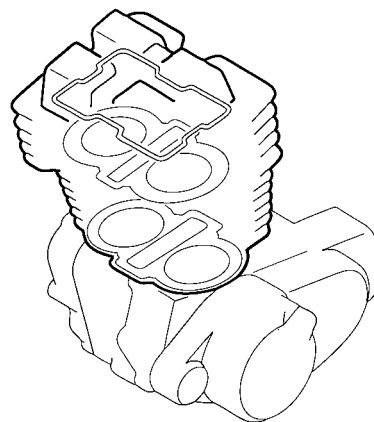
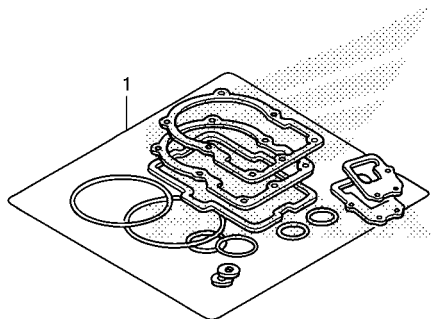
THROTTLE BODY



Ref. No.	Part No.	Description	Reqd. QTY						Serial No.	Parts catalogue code
			CB400		CB500					
			XA	X	XA	XA	XA			
			K	K	K	L	M	N		
15)	16450-MKP-T02	INJECTOR ASSY., FUEL..... (FRAME NO.)	-	-	2	-	-	-	K5000032 ----- KO	
		''	-	-	2	-	-	-	K5000035 ----- IN	
		''	-	-	2	-	-	-	K5000061 ----- U	
		''	-	-	2	-	-	-	K5004485 ----- ED	
			-	-	-	2	2	2		
16	16451-MGZ-D01	BODY COMP., IDLE AIR CONTROL VALVE	1	1	1	1	1	1		
17	16472-MKP-T00	SEAL RING, INJECTOR.....	2	2	2	2	2	2		
18	16482-MGZ-A01	TUBE, PURGE.....	1	-	1	1	1	1	----- CH, ED, KO, SI	
19	16610-MKP-T01	PIPE, FUEL(A).....	1	1	1	1	1	1		
20	16620-MKP-T01	PIPE, FUEL(B).....	1	1	1	1	1	1		
21	16630-MFJ-D00	T-JOINT, FUEL.....	1	1	1	1	1	1		
22	17201-MG9-000	JOINT A, VACUUM TUBE.....	1	-	1	1	1	1	----- CH, ED, KO, SI	
23	19126-KM1-010	JOINT, TUBE.....	1	-	1	1	1	1	----- CH, ED, KO, SI	
24	90021-MGZ-D02	BOLT, SHOULDER.....	4	4	4	4	4	4		
25	91301-MKP-T01	O-RING.....	2	2	2	2	2	2		
26	91301-PLC-000	O-RING, 7.47X3.6.....	2	2	2	2	2	2		
27	93500-04008-1H	SCREW, PAN, 4X8.....	2	2	2	2	2	2		
28	93892-05012-18	SCREW-WASHER, 5X12.....	2	2	2	2	2	2	----- CH, IN, KO, MA, SI, U	
29	93892-05014-18	SCREW-WASHER, 5X14.....	3	3	3	3	3	3		
30	95005-35045-20	TUBE, 3.5X45(95005-35001-20M)	2	-	2	2	2	2	----- CH, ED, KO, SI	
31	16410-MKP-D01	BODY SET.....	-	-	1	-	1	1	----- ED	

EOP-1

GASKET KIT A



MKP7X0100

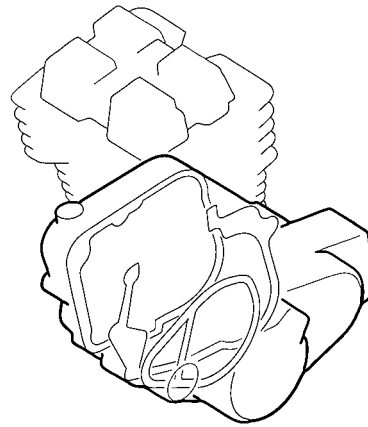
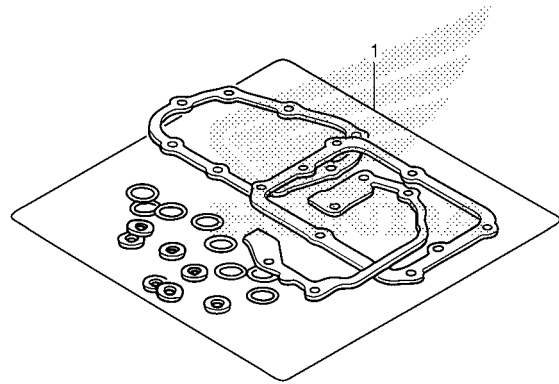
Ref. L.O.N. (Relative ref. Number) F.R.T.
No. Description

NO INFORMATION

Ref. No.	Part No.	Description	Reqd. QTY						Serial No.	Parts catalogue code
			CB400		CB500					
			XA	X	XA	XA	XA			
			K	K	K	L	M	N		
1	06111-MGZ-A00	GASKET KIT A.....	-	-	1	-	1	-	-----	ED,U
	12251-MGZ-J01	GASKET, CYLINDER HEAD.....	-	-	1	-	1	-	-----	ED,U
	12331-MGZ-J00	CAP, CYLINDER HEAD COVER.....	-	-	4	-	4	-	-----	ED,U
	12391-MGZ-J00	GASKET COMP., CYLINDER HEAD COVER	-	-	1	-	1	-	-----	ED,U
	18291-MN4-920	GASKET, EX. PIPE.....	-	-	2	-	2	-	-----	ED,U
	19305-MGZ-J01	RUBBER, THERMOSTAT.....	-	-	1	-	1	-	-----	ED,U
	90418-KYJ-900	WASHER, 12.2X17X1.5.....	-	-	2	-	2	-	-----	ED,U
	90543-MV9-670	RUBBER, MOUNTING.....	-	-	4	-	4	-	-----	ED,U

EOP-2

GASKET KIT B



MKP7X0200

Ref. No. L.O.N. (Relative ref. Number) Description F.R.T.

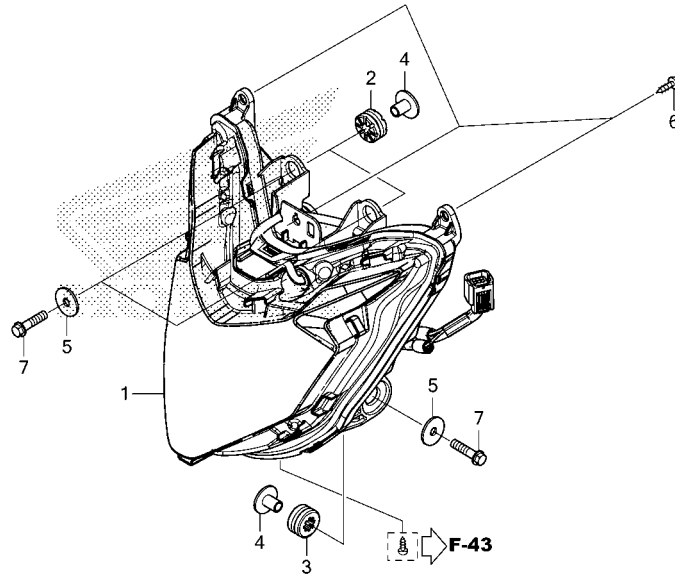
NO INFORMATION

Ref. No.	Part No.	Description	Reqd. QTY						Serial No.	Parts catalogue code
			CB400		CB500					
			XA K	X K	XA K	XA L	XA M	XA N		
1	06112-MKP-D00	GASKET KIT B.....	-	-	1	-	1	-	-----	ED,U
	14560-MGZ-J01	GASKET, TENSIONER HOLE.....	-	-	1	-	1	-	-----	ED,U
	15154-MAT-000	PACKING, OIL STRAINER.....	-	-	1	-	1	-	-----	ED,U
	19226-MGZ-J00	GASKET, WATER PUMP BODY.....	-	-	1	-	1	-	-----	ED,U
	90442-028-000	WASHER, SEALING, 8MM.....	-	-	1	-	1	-	-----	ED,U
	90442-397-000	WASHER, SEALING, 6MM.....	-	-	1	-	1	-	-----	ED,U
	90463-MEE-000	-	-	2	-	2	-	-----	ED,U
	90463-ML7-000	WASHER, SEALING, 6.5MM.....	-	-	3	-	3	-	-----	ED,U
	91301-ML7-003	O-RING, 48.1X3.6(ARAI).....	-	-	1	-	1	-	-----	ED,U
	91302-MB0-013	O-RING, 32.95X2.62(ARAI).....	-	-	1	-	1	-	-----	ED,U
	91303-KF0-003	O-RING, 14.8X2.4(ARAI).....	-	-	1	-	1	-	-----	ED,U
	91304-MCP-900	O-RING, 23X2.4.....	-	-	1	-	1	-	-----	ED,U
	91305-KC1-850	O-RING, 16.5X2.5.....	-	-	1	-	1	-	-----	ED,U
	91305-MCJ-751	O-RING, 3.2X1.1.....	-	-	2	-	2	-	-----	ED,U
	91307-035-000	O-RING, 18X3.....	-	-	1	-	1	-	-----	ED,U
	91309-425-003	O-RING, 24.4X3.1(ARAI).....	-	-	1	-	1	-	-----	ED,U
	91313-MB0-003	O-RING, 14.7X2.2(ARAI).....	-	-	1	-	1	-	-----	ED,U
	91333-PNC-006	O-RING.....	-	-	1	-	1	-	-----	ED,U
	94109-12000	WASHER, DRAIN PLUG, 12MM.....	-	-	1	-	1	-	-----	ED,U



F-1

HEADLIGHT



FR.

MKP7F0100

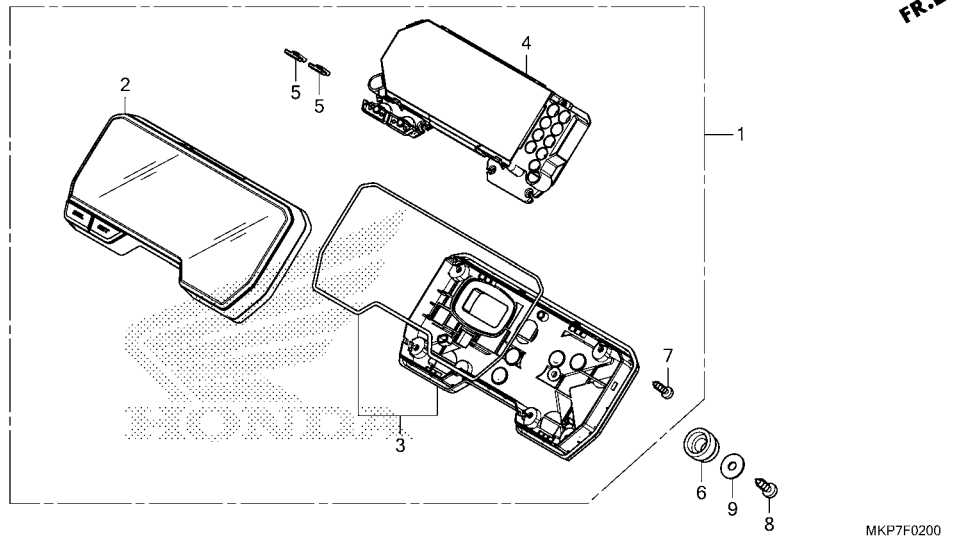
Ref. No.	L.O.N.	(Relative ref. Number) Description	F.R.T.
1	6161A7	HEADLIGHT UNIT	0.9

Ref. No.	Part No.	Description	Reqd. QTY							Serial No.	Parts catalogue code
			CB400		CB500						
			XA	X	XA	XA	XA	XA			
			K	K	K	L	M	N			
1	33100-MJW-J82	HEADLIGHT ASSY.....	1	1	1	1	1	-	-----	ED,IN,KO,MA,SI,U	
	33100-MJW-H93	-	-	1	1	1	-	-----	CH	
	33100-MKP-DQ1	-	-	-	-	-	1			
2	33705-KW7-900	RUBBER A, TAILLIGHT MOUNTING	2	2	2	2	2	2			
3	33706-KW7-900	RUBBER B, TAILLIGHT MOUNTING	2	2	2	2	2	2			
4	61104-KZZ-900	COLLAR.....	4	4	4	4	4	4			
5	77302-KW7-900	WASHER, HEADLIGHT BRACKET MOUNTING	4	4	4	4	4	4			
6	93903-24380	SCREW, TAPPING, 4X12.....	3	3	3	3	3	3			
7	96001-06025-07	BOLT, FLANGE, 6X25.....	4	4	4	4	4	4			

3

F-2

METER



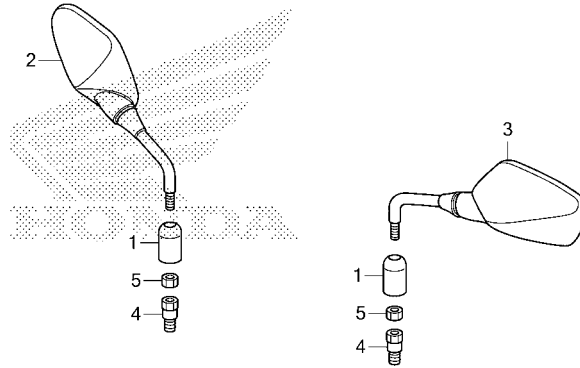
Ref. No.	L.O.N.	(Relative ref. Number) Description	F.R.T.
1	8121A1	METER ASSY., COMBINATION	0.6
2	8121B4	CASE, METER :UPPER	0.6
3	8121B5	CASE, METER :LOWER	0.6
4	8121A2	METER, COMBINATION	0.7

Ref. No.	Part No.	Description	Reqd. QTY						Serial No.	Parts catalogue code
			CB400		CB500					
			XA	X	XA	XA	XA	XA		
			K	K	K	L	M	N		
1	37100-MKP-S81	METER ASSY., COMBINATION (KPH/MPH)	1	-	-	-	-	-		
	37100-MKP-M91	-	1	-	-	-	-		
	37100-MKP-D81	-	-	1	1	-	-		
	37100-MKP-D82	-	-	-	-	1	1	----- CH, IN, MA, U	
	37100-MKP-DL2	-	-	-	-	1	1	----- ED, KO	
2	37110-MKP-D01	CASE ASSY., UPPER	1	-	1	1	1	1		
	37110-MKP-M11	-	1	-	-	-	-		
3	37120-MKP-D01	CASE ASSY., UNDER	1	1	1	1	-	-		
	37120-MKP-D02	-	-	-	-	1	1		
4	37130-MKP-S81	METER COMP., LCD	1	-	-	-	-	-		
	37130-MKP-M91	-	1	-	-	-	-		
	37130-MKP-D81	-	-	1	1	-	-		
	37130-MKP-DL1	-	-	-	-	1	1	----- CH, IN, MA, U	
	37130-MKP-DL1	-	-	-	-	1	1	----- ED, KO	
5	37205-MKN-D51	KEY, TOP	2	2	2	2	2	2		
6	37215-KZZ-900	RUBBER, METER SETTING	4	4	4	4	4	4		
7	37605-MKH-D01	SCREW, TAPPING, 3X14	7	7	7	7	7	7		
8	93913-25380	SCREW, TAPPING, 5X14(PO)	4	4	4	4	4	4		
9	94103-05700	WASHER, PLAIN, 5MM	4	4	4	4	4	4		



F-3

MIRROR



FR.

MKP7F0300

Ref. No. L.O.N. (Relative ref. Number) Description F.R.T.

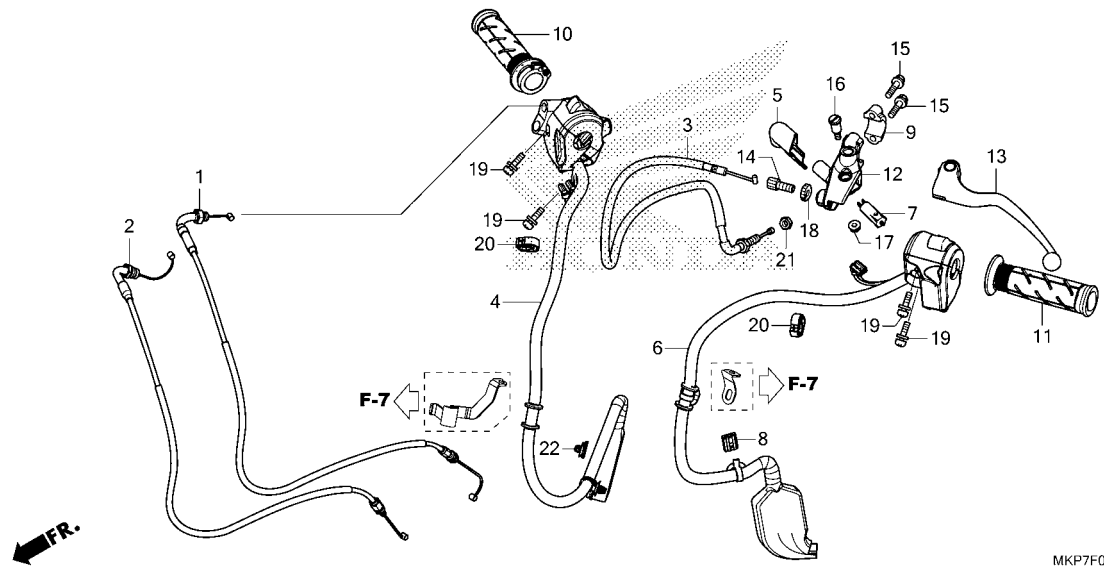
NO INFORMATION

Ref. No.	Part No.	Description	Reqd. QTY						Serial No.	Parts catalogue code
			CB400		CB500					
			XA K	X K	XA K	XA L	XA M	XA N		
1	88130-MJE-D40	COVER, LOCK NUT.....	2	2	2	2	2	-		
	88130-K94-T20	-	-	-	-	-	2		
2	88210-MJE-D40	MIRROR COMP., R. BACK.....	1	1	1	1	1	-	----- ED,IN,KO,MA,SI,U	
	88210-MJE-HF0	-	-	1	1	1	-	----- CH	
	88210-MKP-HP0	MIRROR COMP., R.	-	-	-	-	-	1	----- CH	
	88210-MKP-DP0	-	-	-	-	-	1	----- ED,IN,KO,MA,U	
3	88220-MJE-D40	MIRROR COMP., L. BACK.....	1	1	1	1	1	-	----- ED,IN,KO,MA,SI,U	
	88220-MJE-HF0	-	-	1	1	1	-	----- CH	
	88220-MKP-HP0	MIRROR COMP., L.	-	-	-	-	-	1	----- CH	
	88220-MKP-DP0	-	-	-	-	-	1	----- ED,IN,KO,MA,U	
4	90104-MJE-D40	BOLT, ADAPTER, 10MM.....	2	2	2	2	2	-		
	90003-MW3-620	-	-	-	-	-	2		
5	90310-MJE-D40	NUT, HEX., 10MM (LEFT HAND THREAD)	2	2	2	2	2	-		
	90301-KWW-640	-	-	-	-	-	2		

3

F-4

HANDLE LEVER/SWITCH/CABLE



MKP7F0400

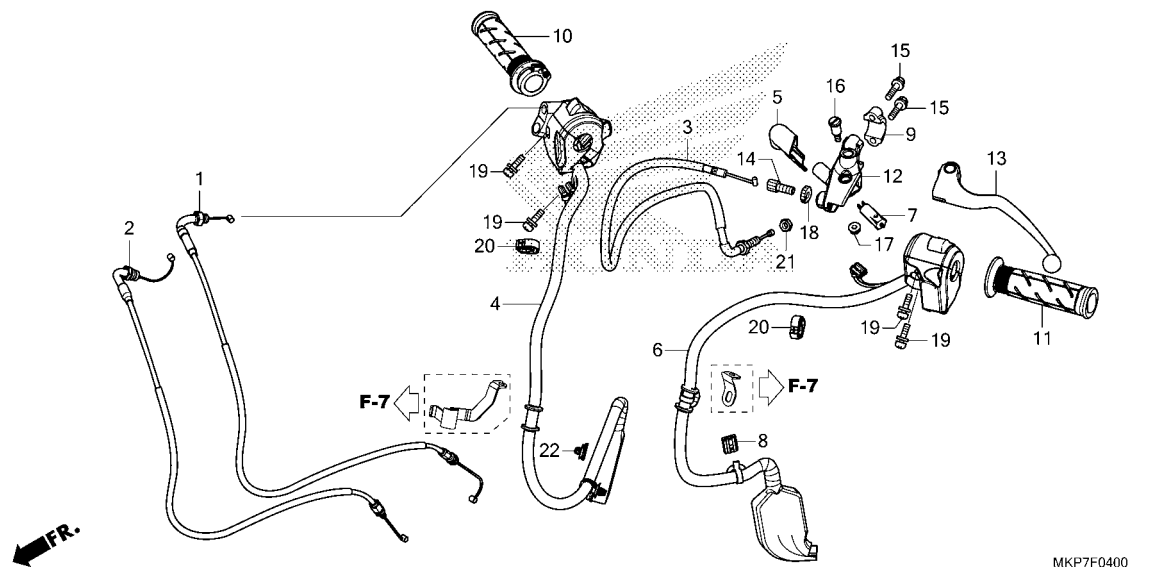
Ref. No.	L.O.N.	(Relative ref. Number) Description	F.R.T.
1	(2)		
1	811100	CABLE, THROTTLE	0.9
		.NOTE: Same time for two units	
3	811115	CABLE, CLUTCH	0.9
4	615120	SWITCH, STARTER KILL	0.9
6	615118	SWITCH, WINKER	0.5
7	6151A9	SWITCH, CLUTCH	0.2
10	810150	GRIP, THROTTLE	0.7
11	8101C0	GRIP, HANDLE :LEFT	0.1
12	8101C8	BRACKET, HANDLE LEVER :LEFT ..	0.2
13	8101C6	LEVER, HANDLE :LEFT	0.1
	8101F5	LEVER, HANDLE :BOTH	0.2

Ref. No.	Part No.	Description	Reqd. QTY						Serial No.	Parts catalogue code
			CB400		CB500					
			XA	X	XA	XA	XA	XA		
			K	K	K	L	M	N		
1	17910-MGZ-J81	CABLE COMP. A, THROTTLE.....	1	1	1	1	1	-		
	17910-MKP-DQ1	-	-	-	-	-	1		
2	17920-MGZ-J81	CABLE COMP. B, THROTTLE.....	1	1	1	1	1	-		
	17920-MKP-DQ1	-	-	-	-	-	1		
3	22870-MKP-J81	CABLE COMP., CLUTCH.....	1	1	1	1	1	-		
	22870-MKP-DQ1	-	-	-	-	-	1		
4	35130-MKP-D81	SWITCH ASSY., ENGINE STOP....	1	1	1	1	1	-	-----	ED, IN, KO, MA, SI, U
	35130-MKP-H81	-	-	1	1	1	-	-----	CH
	35130-MKP-HQ1	-	-	-	-	-	1	-----	CH
	35130-MKP-DQ1	-	-	-	-	-	1	-----	ED, IN, KO, MA, U
5	35152-MGZ-J00	COVER, CLUTCH SWITCH.....	1	1	1	1	1	1		
6	35200-MKP-K81	SWITCH ASSY., WINKER.....	1	-	-	-	-	-		
	35200-MKP-D81	-	1	1	1	1	-	-----	ED, IN, KO, MA, U
	35200-MKP-H81	-	-	1	1	1	-	-----	CH
	35200-MKP-H82	-	-	-	-	-	1	-----	CH
	35200-MKP-K82	-	-	-	-	-	1	-----	ED, KO, MA, U
	35200-MKP-D82	-	-	-	-	-	1	-----	IN
7	35330-KYJ-901	SWITCH COMP., FR. LEVER.....	1	1	1	1	1	1		
8	91554-SM4-003	HOLDER, BRACKET(RED).....	1	1	1	1	1	1		
9	45517-166-006	HOLDER, MASTER CYLINDER.....	1	1	1	1	1	1		
10	53140-MGS-D30	GRIP COMP., THROTTLE.....	1	1	1	1	1	1		
11	53150-MGS-D30	GRIP, L. HANDLE.....	1	1	1	1	1	1		
12	53172-KYJ-900	BRACKET, HANDLE LEVER.....	1	1	1	1	1	1		
13	53178-MKP-J00	LEVER COMP., L. HANDLE.....	1	1	1	1	1	1		
14	53192-268-000	BOLT, WIRE ADJUSTING.....	1	1	1	1	1	1		
15	90013-GHB-660	BOLT, FLANGE, 6X22.....	2	2	2	2	2	2		



F-4

HANDLE LEVER/SWITCH/CABLE



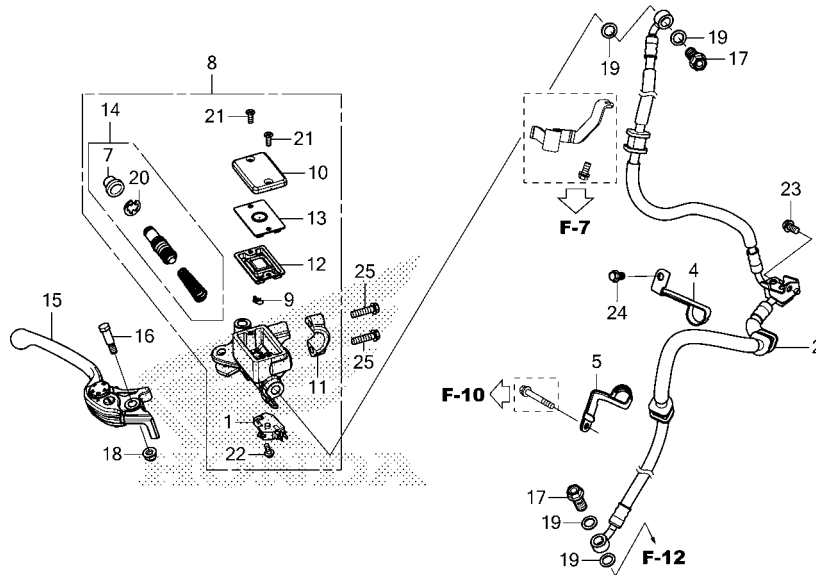
MKP7F0400

Ref. No.	Part No.	Description	Reqd. QTY						Serial No.	Parts catalogue code
			CB400		CB500					
			XA	X	XA	XA	XA	XA		
16	90113-438-000	BOLT, L. STEERING HANDLE LEVER PIVOT	1	1	1	1	1	1		
17	90301-KGH-901	NUT, U, 6MM(FUJI SEIMITSU)...	1	1	1	1	1	1		
18	90321-315-670	NUT, FIXING.....	1	1	1	1	1	1		
19	90507-MGZ-J00	SCREW-WASHER, 5X20.....	4	4	4	4	4	4		
20	90690-MEF-800	CLAMP, HARNESS.....	2	2	2	2	2	2		
21	94002-08070-0S	NUT, HEX., 8MM.....	1	1	1	1	1	1		
22	91580-SM4-003	CLIP, COUPLER(ORANGE).....	1	1	1	1	1	1		

3

F-5

FRONT BRAKE MASTER CYLINDER(CB500X)

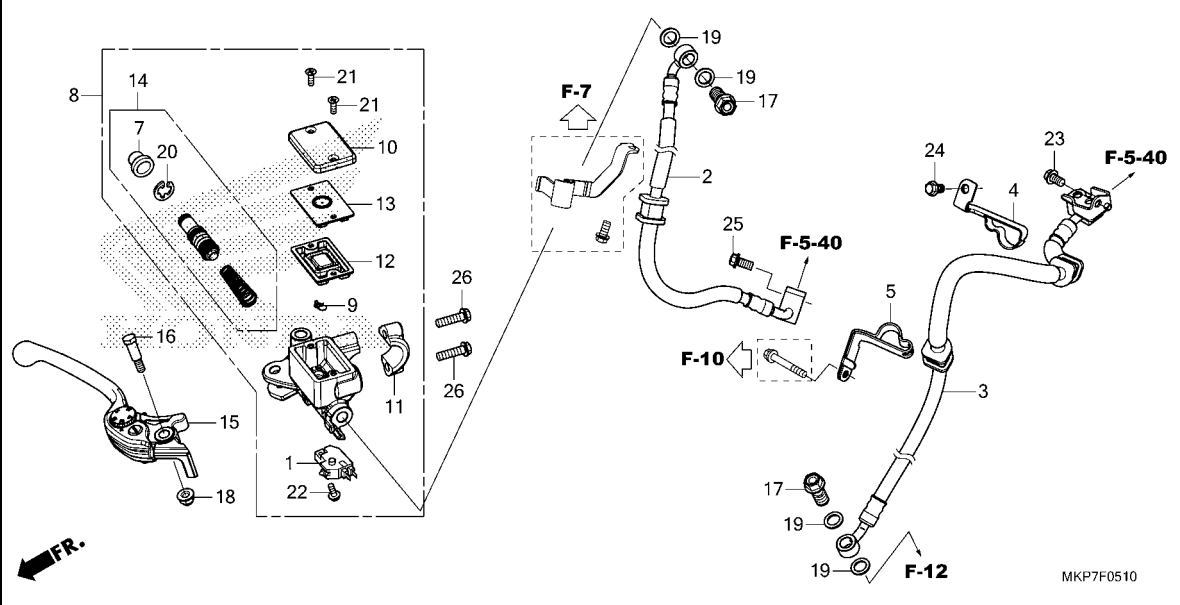


Ref. No.	L.O.N.	(Relative ref. Number) Description	F.R.T.
1	6151B2	SWITCH, FRONT STOP	0.2
2	7121A0	HOSE, FRONT BRAKE	0.4
8	712105	CYLINDER, FRONT BRAKE MASTER . .INCLUDES: Bleed brakes	0.4
12	7121G6	DIAPHRAGM, FRONT BRAKE MASTER CYLINDER	0.1
14	7121G9	PISTON SET, FRONT BRAKE MASTER .INCLUDES: Bleed brakes	0.4
15	8101C7	LEVER, HANDLE :RIGHT	0.1
	8101F5	LEVER, HANDLE :BOTH	0.2

Ref. No.	Part No.	Description	Reqd. QTY						Serial No.	Parts catalogue code
			CB400		CB500					
			XA	X	XA	XA	XA	XA		
			K	K	K	L	M	N		
1	35340-MGS-D31	SWITCH ASSY., FR. STOP	-	1	-	-	-	-		
2	45125-MKP-J91	HOSE COMP., FR. BRAKE	-	1	-	-	-	-		
4	45155-MKP-J90	CLAMPER A, FR. BRAKE HOSE	-	1	-	-	-	-		
5	45156-MKP-J90	CLAMPER B, FR. BRAKE HOSE	-	1	-	-	-	-		
7	45504-410-003	BOOT COMP.	-	1	-	-	-	-		
8	45510-MGZ-D02	CYLINDER SUB ASSY., FR. BRAKE MASTER(NISSIN)	-	1	-	-	-	-		
9	45512-MA6-006	PROTECTOR	-	1	-	-	-	-		
10	45513-KK1-771	CAP, MASTER CYLINDER	-	1	-	-	-	-		
11	45517-166-006	HOLDER, MASTER CYLINDER	-	1	-	-	-	-		
12	45520-GE2-006	DIAPHRAGM	-	1	-	-	-	-		
13	45521-K21-901	PLATE, DIAPHRAGM	-	1	-	-	-	-		
14	45530-471-831	CYLINDER SET, MASTER	-	1	-	-	-	-		
15	53170-MJW-J01	LEVER ASSY., R. HANDLE	-	1	-	-	-	-		
16	90114-166-006	BOLT, HANDLE LEVER PIVOT	-	1	-	-	-	-		
17	90145-MS9-612	BOLT, OIL, 10X22(SAGA)	-	2	-	-	-	-		
18	90202-KCW-870	NUT, CAP, 6MM	-	1	-	-	-	-		
19	90545-300-000	WASHER, OIL BOLT	-	4	-	-	-	-		
20	90651-MA5-671	CIRCLIP	-	1	-	-	-	-		
21	93600-04012-16	SCREW, FLAT, 4X12	-	2	-	-	-	-		
22	93893-04012-17	SCREW-WASHER, 4X12	-	1	-	-	-	-		
23	95701-06010-07	BOLT, FLANGE, 6X10	-	1	-	-	-	-		
24	90013-GHB-600	BOLT, FLANGE, 6X10	-	1	-	-	-	-		
25	90013-GHB-660	BOLT, FLANGE, 6X22	-	2	-	-	-	-		

F-5-10

FRONT BRAKE MASTER CYLINDER(CB400XA,CB500XAK/L/M)

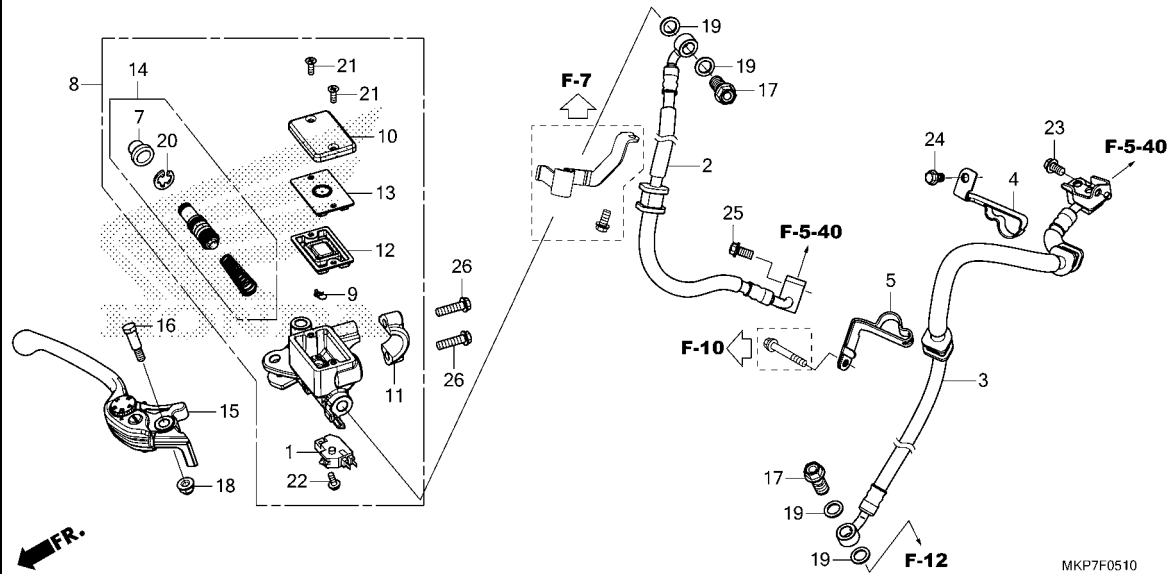


Ref. No.	L.O.N.	(Relative ref. Number) Description	F.R.T.
1	6151B2	SWITCH, FRONT STOP	0.2
2	712127	HOSE A, FRONT BRAKE	1.1
3	712128	HOSE B, FRONT BRAKE	0.8
8	712105	CYLINDER, FRONT BRAKE MASTER	0.4
12	7121G6	DIAPHRAGM, FRONT BRAKE MASTER CYLINDER	0.1
14	7121G9	PISTON SET, FRONT BRAKE MASTER	0.4
15	8101C7	LEVER, HANDLE :RIGHT	0.1
	8101F5	LEVER, HANDLE :BOTH	0.2

Ref. No.	Part No.	Description	Reqd. QTY						Serial No.	Parts catalogue code
			CB400		CB500					
			XA	X	XA	XA	XA			
			K	K	K	L	M			
1	35340-MGS-D31	SWITCH ASSY., FR. STOP	1	-	1	1	1	-		
2	45125-MKP-J81	HOSE COMP. A, FR. BRAKE	1	-	1	1	1	-	ED, IN, KO, MA, SI, U	
	45125-MKP-H82	-	-	1	1	1	-	CH	
3	45126-MKP-J81	HOSE COMP. B, FR. BRAKE	1	-	1	1	1	-	ED, IN, KO, MA, SI, U	
	45126-MKP-H82	-	-	1	1	1	-	CH	
4	45155-MGZ-J10	CLAMPER A, FR. BRAKE HOSE	1	-	1	1	1	-		
5	45156-MKP-J80	CLAMPER B, FR. BRAKE HOSE	1	-	1	1	1	-		
7	45504-410-003	BOOT COMP.	1	-	1	1	1	-		
8	45510-MGZ-D02	CYLINDER SUB ASSY., FR. BRAKE MASTER(NISSIN)	1	-	1	1	1	-		
9	45512-MA6-006	PROTECTOR	1	-	1	1	1	-		
10	45513-KK1-771	CAP, MASTER CYLINDER	1	-	1	1	1	-		
11	45517-166-006	HOLDER, MASTER CYLINDER	1	-	1	1	1	-		
12	45520-GE2-006	DIAPHRAGM	1	-	1	1	1	-		
13	45521-K21-901	PLATE, DIAPHRAGM	1	-	1	1	1	-		
14	45530-471-831	CYLINDER SET, MASTER	1	-	1	1	1	-		
15	53170-MJW-J01	LEVER ASSY., R. HANDLE	1	-	1	1	1	-		
16	90114-166-006	BOLT, HANDLE LEVER PIVOT	1	-	1	1	1	-		
17	90145-MS9-612	BOLT, OIL, 10X22(SAGA)	2	-	2	2	2	-		
18	90202-KCW-870	NUT, CAP, 6MM	1	-	1	1	1	-		
19	90545-300-000	WASHER, OIL BOLT	4	-	4	4	4	-		
20	90651-MA5-671	CIRCLIP	1	-	1	1	1	-		
21	93600-04012-1G	SCREW, FLAT, 4X12	2	-	2	2	2	-		
22	93893-04012-17	SCREW-WASHER, 4X12	1	-	1	1	1	-		
23	95701-06010-07	BOLT, FLANGE, 6X10	1	-	1	1	1	-		

F-5-10

FRONT BRAKE MASTER CYLINDER(CB400XA, CB500XAK/L/M)

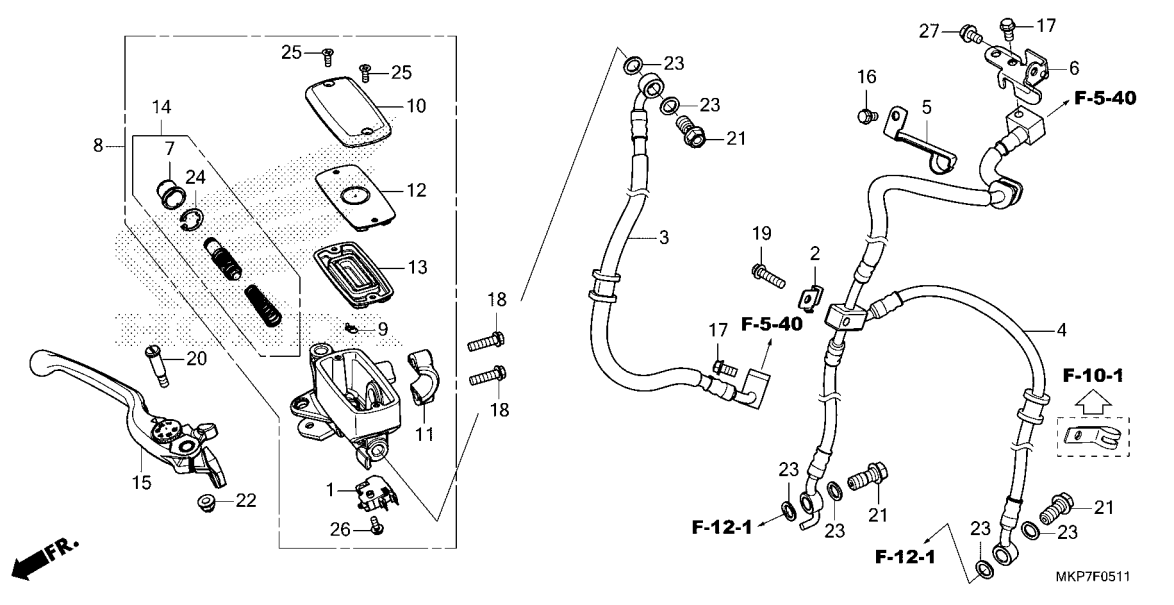


Ref. No.	Part No.	Description	Reqd. QTY						Serial No.	Parts catalogue code
			CB400		CB500					
			XA	X	XA	XA	XA	XA		
24	90013-GHB-600	BOLT, FLANGE, 6X10	1	-	1	1	1	-		
25	90013-GHB-610	BOLT, FLANGE, 6X12	1	-	1	1	1	-		
26	90013-GHB-660	BOLT, FLANGE, 6X22	2	-	2	2	2	-		



F-5-11

FRONT BRAKE MASTER CYLINDER(CB500XAN)

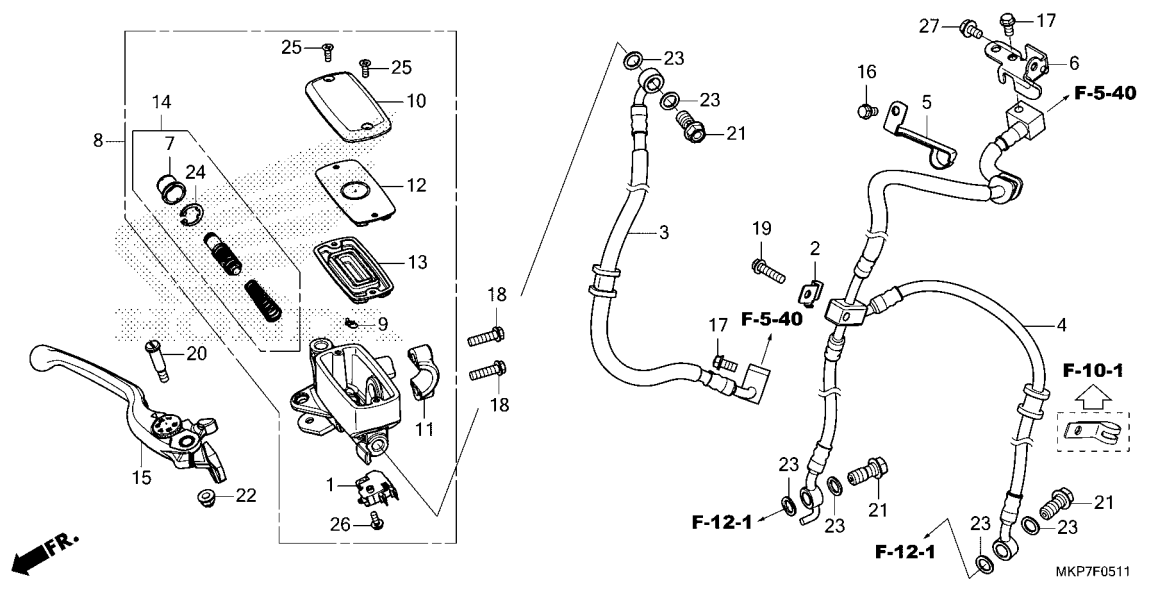


Ref. No.	L.O.N.	(Relative ref. Number) Description	F.R.T.
1	6151B2	SWITCH, FRONT STOP	0.2
3	712127	HOSE A, FRONT BRAKE	1.1
4	712128	HOSE B, FRONT BRAKE	0.8
8	712105	CYLINDER, FRONT BRAKE MASTER	0.4
13	7121G6	DIAPHRAGM, FRONT BRAKE MASTER CYLINDER	0.1
14	7121G9	PISTON SET, FRONT BRAKE MASTER	0.4
15	8101C7	LEVER, HANDLE :RIGHT	0.1
	8101F5	LEVER, HANDLE :BOTH	0.2

Ref. No.	Part No.	Description	Reqd. QTY					Serial No.	Parts catalogue code
			CB400	X		CB500			
			XA	X	XA	XA	XA		
			K	K	K	L	M	N	
1	35340-MGS-D31	SWITCH ASSY., FR. STOP	-	-	-	-	-	1	
2	38514-MKH-D00	CLAMPER B, SENSOR CORD	-	-	-	-	-	1	
3	45125-MKP-HQ1	HOSE COMP. A, FR. BRAKE	-	-	-	-	-	1	----- CH
	45125-MKP-DQ1	-	-	-	-	-	1	----- ED, IN, KO, MA, U
4	45126-MKP-HQ1	HOSE COMP. B, FR. BRAKE	-	-	-	-	-	1	----- CH
	45126-MKP-DQ1	-	-	-	-	-	1	----- ED, IN, KO, MA, U
5	45155-MKP-DQ0	CLAMPER A, FR. BRAKE HOSE	-	-	-	-	-	1	
6	45160-MKP-DN0	STAY COMP., FR. BRAKE HOSE	-	-	-	-	-	1	
7	45504-410-003	BOOT COMP.	-	-	-	-	-	1	
8	45510-MJE-D01	CYLINDER SUB ASSY., FR. MASTER (NISSIN)	-	-	-	-	-	1	
9	45512-MA6-006	PROTECTOR	-	-	-	-	-	1	
10	45513-MM5-016	CAP, MASTER CYLINDER(NISSIN)	-	-	-	-	-	1	
11	45517-166-006	HOLDER, MASTER CYLINDER	-	-	-	-	-	1	
12	45518-MM5-006	PLATE, DIAPHRAGM	-	-	-	-	-	1	
13	45520-MM5-006	DIAPHRAGM	-	-	-	-	-	1	
14	45530-471-831	CYLINDER SET, MASTER	-	-	-	-	-	1	
15	53170-MKK-D01	LEVER ASSY., R. HANDLE	-	-	-	-	-	1	
16	90013-GHB-600	BOLT, FLANGE, 6X10	-	-	-	-	-	1	
17	90013-GHB-610	BOLT, FLANGE, 6X12	-	-	-	-	-	2	
18	90013-GHB-660	BOLT, FLANGE, 6X22	-	-	-	-	-	2	
19	90113-MKN-D50	BOLT, FLANGE, 6X23.5	-	-	-	-	-	1	
20	90114-MA5-671	BOLT, HANDLE LEVER PIVOT	-	-	-	-	-	1	
21	90145-MS9-612	BOLT, OIL, 10X22(SAGA)	-	-	-	-	-	3	
22	90202-KCW-870	NUT, CAP, 6MM	-	-	-	-	-	1	

F-5-11

FRONT BRAKE MASTER CYLINDER(CB500XAN)

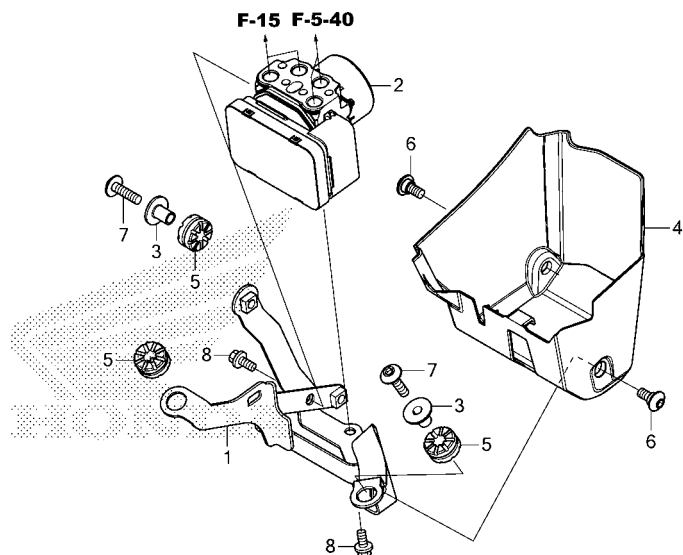


Ref. No.	Part No.	Description	Reqd. QTY						Serial No.	Parts catalogue code
			CB400		CB500					
			XA	X	XA	XA	XA	XA		
23	90545-300-000	WASHER, OIL BOLT.....	K	K	K	L	M	N	6	
24	90651-MA5-671	CIRCLIP.....	-	-	-	-	-	-	1	
25	93600-04012-1G	SCREW, FLAT, 4X12.....	-	-	-	-	-	-	2	
26	93893-04012-17	SCREW-WASHER, 4X12.....	-	-	-	-	-	-	1	
27	95701-06010-07	BOLT, FLANGE, 6X10.....	-	-	-	-	-	-	1	



F-5-20

ABS MODULATOR



FR.

Ref. No.	L.O.N.	(Relative ref. Number) Description	F.R.T.
1	7111J8	BRACKET, ABS MODULATOR	1.8
2	7111H1	MODULATOR, ABS	2.4
		.INCLUDES: Bleed brakes	
4	7111M9	COVER, ABS MODULATOR	0.1

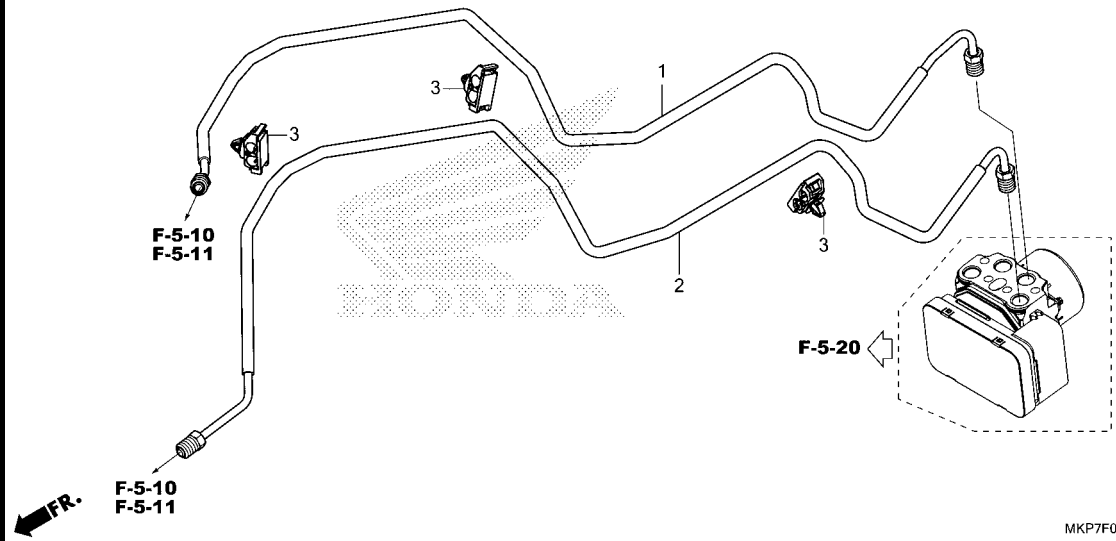
MKP7F0520

Ref. No.	Part No.	Description	Reqd. QTY						Serial No.	Parts catalogue code
			CB400		CB500					
			XA	X	XA	XA	XA	XA		
			K	K	K	L	M	N		
1	50345-MKP-J80	STAY COMP., ABS MODULATOR	1	-	1	1	1	1		
2	57110-MKP-J81	MODULATOR ASSY.	1	-	1	1	1	-		
	57110-MKP-DQ1	-	-	-	-	-	1		
3	61102-KTY-D30	COLLAR, RADIATOR MOUNTING	2	-	2	2	2	2		
4	61410-MKP-J80	COVER, ABS MODULATOR	1	-	1	1	1	1		
5	77208-KW7-900	RUBBER B, SEAT MOUNTING	3	-	3	3	3	3		
6	90115-MGZ-J00	SCREW, SPECIAL, 6X14	2	-	2	2	2	-		
	90127-MKN-D50	-	-	-	-	-	2		
7	90130-KYJ-900	SCREW, PAN, 6X22	2	-	2	2	2	2		
8	96001-06012-00	BOLT, FLANGE, 6X12	2	-	2	2	2	2		

3

F-5-40

BRAKE PIPE



Ref. No.	L.O.N.	(Relative ref. Number) Description	F.R.T.
1	7121C7	PIPE A, FRONT BRAKEINCLUDES: Bleed brakes	2.3
2	7121C8	PIPE B, FRONT BRAKEINCLUDES: Bleed brakes	2.4

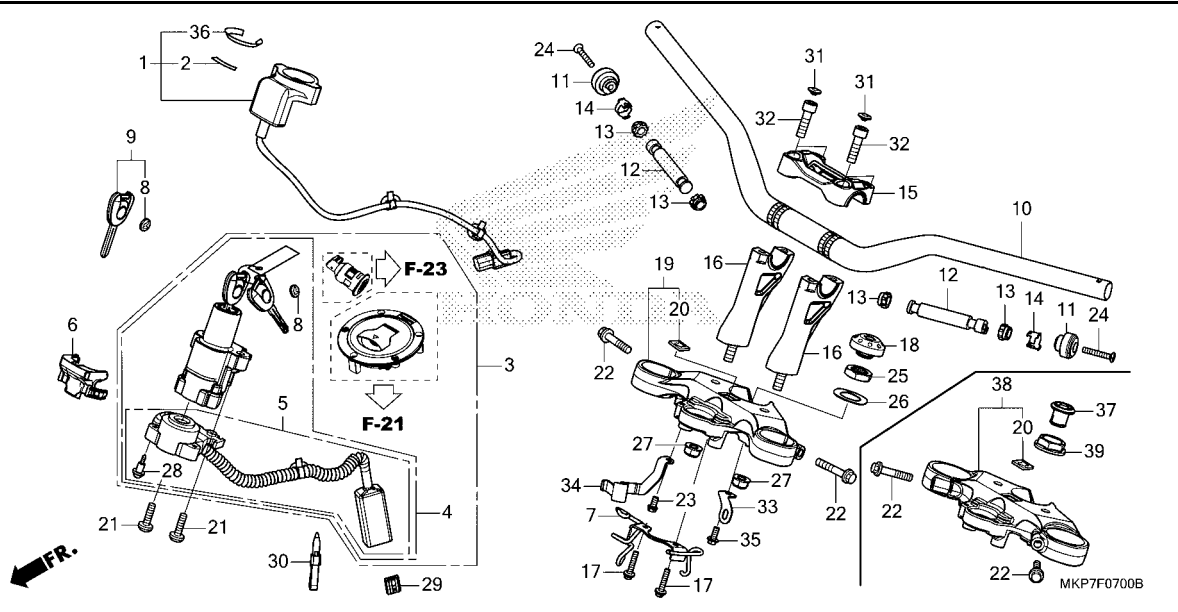
MKP7F0540A

Ref. No.	Part No.	Description	Reqd. QTY						Serial No.	Parts catalogue code
			CB400		CB500					
			XA	X	XA	XA	XA	XA		
1	45131-MKP-J00	PIPE COMP. A, FR. BRAKE.....	1	-	1	1	1	1		
2	45132-MKP-J00	PIPE COMP. B, FR. BRAKE.....	1	-	1	1	1	1		
3	46392-TF0-003	CLIP, BRAKE PIPE.....	3	-	3	3	3	3		



F-7

HANDLE PIPE/TOP BRIDGE



Ref. No.	L.O.N.	(Relative ref. Number) Description	F.R.T.
1	6141A2	RECEIVER UNIT, IMMOBILIZER ...	0.9
3	6151A1	KEY SET	1.4
4	615145	SWITCH, COMBINATION & LOCKINCLUDES: HISS memorization	1.3
5	6151C2	BASE, CONTACT	0.9
10	810100	PIPE, STEERING HANDLE	0.5
12	8101D6	WEIGHT B, HANDLE :LEFT	0.2
	8101D7	WEIGHT B, HANDLE :RIGHT	0.7
	8101D8	WEIGHT B, HANDLE :BOTH	0.9
16	8101B9	HOLDER, HANDLE :LOWER	1.0
19	510110	BRIDGE, FORK TOP	1.2

Ref. No.	Part No.	Description	Reqd. QTY						Serial No.	Parts catalogue code
			CB400		CB500					
			XA	X	XA	XA	XA			
			K	K	K	L	M			
1	30430-MJW-S82	RECEIVER UNIT	1	-	-	-	-	-----	KK000001	
	30430-MJW-S83	1	-	-	-	-	-----	KK000002	
	30430-MJW-M01	-	1	1	-	1	-----	MA	
	30430-MJW-J01	-	-	1	1	1	-----	CH,KO,U	
	30430-MJW-325	-	-	1	-	1	-----	ED	
	30430-MJW-306	-	-	1	-	1	-----	IN	
	30430-MKP-DN1	-	-	-	-	1	-----	CH,KO,U	
	30430-MKP-315	-	-	-	-	1	-----	ED	
	30430-MKP-316	-	-	-	-	1	-----	IN	
	30430-MKP-MN1	-	-	-	-	1	-----	MA	
2	30432-MBW-E02	MARK, RECEIVER(HONDA LOCK) ...	1	1	1	1	1	-----		
3	35010-MJW-D92	KEY SET	1	1	1	1	-	-----		
	35010-MJW-D93	-	-	-	-	1	-----		
4	35100-MJW-D12	SWITCH ASSY., COMBINATION & LOCK	1	1	1	1	1	-----		
5	35101-MJW-D11	BASE COMP., CONTACT	1	1	1	1	1	-----		
6	35105-MFJ-D01	GUIDE, CORD	1	1	1	1	1	-----		
7	35106-MKP-J80	GUIDE COMP., CABLE	1	1	1	1	1	-----		
8	35113-MJE-D00	EMBLEM, KEY	4	4	4	4	4	-----		
			(2)	(2)	(2)	(2)	(2)	-----		
9	35121-MJE-D02	KEY, BLANK	(1)	(1)	(1)	(1)	(1)	-----		
10	53100-MKP-J80ZA	PIPE, STEERING HANDLE *NH303M*	1	1	1	1	1	-----		
	53100-MKP-DQ0ZA	MAT AXIS GRAY METALLIC *NH303M*	-	-	-	-	-	-----		
		MAT AXIS GRAY METALLIC	-	-	-	-	1	-----		
11	53104-MJE-D40	WEIGHT, STEERING HANDLE	2	2	2	2	2	-----		

F-7

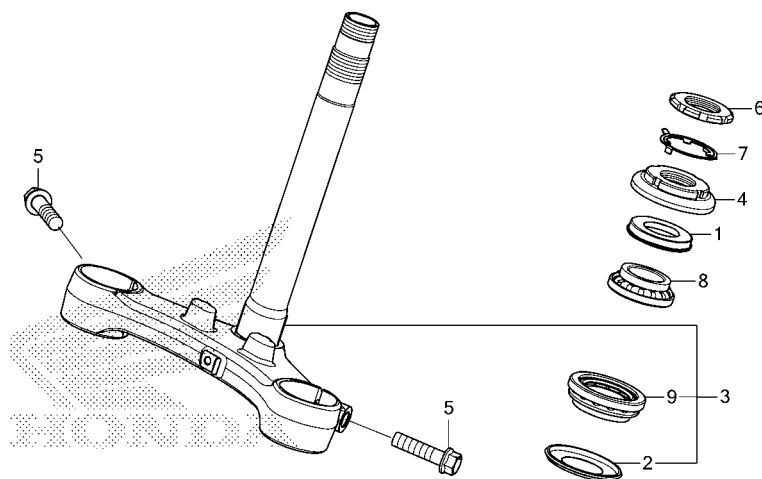
HANDLE PIPE/TOP BRIDGE

Ref. No.	Part No.	Description	Reqd. QTY							Serial No.	Parts catalogue code
			CB400 XA K	X K	XA K	CB500 XA L	XA M	XA N			
12	53105-MGZ-J80	WEIGHT B, STEERING HANDLE	2	2	2	2	2	2			
13	53106-KR3-770	RUBBER A, HANDLE WEIGHT	4	4	4	4	4	4			
14	53108-KR3-770	RING, HANDLE WEIGHT SNAP	2	2	2	2	2	2			
15	53131-MKP-J40ZA	HOLDER, HANDLE UPPER *NH303M*									
		MAT AXIS GRAY METALLIC	1	1	1	1	1	1			
16	53132-MKP-J80ZA	HOLDER, HANDLE UNDER *NH303M*									
		MAT AXIS GRAY METALLIC	2	2	2	2	2	2			
17	53192-MFL-000	SCREW-WASHER, 5X25	2	2	2	2	2	2			
18	53232-MJW-J00	CAP, STEERING NUT	1	1	1	1	1	-			
19	53300-MKP-J80	BRIDGE COMP., FORK TOP	1	1	1	1	1	-			
20	86150-KPG-901	EMBLEM, PRODUCT(MARUI)	1	1	1	1	1	1			
21	90107-MBG-000	BOLT, ONE-WAY, 8MM	2	2	2	2	2	2			
22	90107-MGE-000	BOLT, FLANGE, 8X40	2	2	2	2	2	2			
23	90117-KZZ-J80	BOLT, FLANGE, 6X14	1	1	1	1	1	1			
24	90191-MJE-D40	SCREW, OVAL, 6X40	2	2	2	2	2	-			
	90122-MKN-D50	-	-	-	-	-	2			
25	90304-KGA-900	NUT, STEERING STEM	1	1	1	1	1	-			
26	90503-KGA-900	WASHER, STEERING STEM	1	1	1	1	1	-			
27	90304-GE8-003	NUT, U, 10MM(FUSE RASHI)	2	2	2	2	2	-			
	90304-KGH-901	NUT, U, 10MM(FUJI SEIMITSU) ..	-	-	-	-	-	2			
28	91059-KY2-711	SCREW, TAPPING, 3X16	3	3	3	3	3	3			
29	91554-SM4-003	HOLDER, BRACKET(RED)	1	1	1	1	1	1			
30	90652-KT1-771	BAND, WIRE(BLACK)	1	1	1	1	1	1			
31	91456-371-770	CAP, SOCKET BOLT	4	4	4	4	4	4			
32	96600-08028-08	BOLT, SOCKET, 8X28	4	4	4	4	4	4			
33	35910-MKP-J80	STAY, CLIP	1	1	1	1	1	1			
34	45157-MKP-J80	CLAMPER C, FR. BRAKE	1	1	1	1	1	-			
	45157-MKP-DQ0	CLAMPER C, FR. BRAKE HOSE	-	-	-	-	-	1			
35	90017-GHB-620	BOLT, FLANGE, 6X14(NSHF)	1	1	1	1	1	1			
36	30433-MKA-D81	SEAL, IGNITION SWITCH	1	1	1	1	1	1			
37	53232-K94-T00	CAP, STEERING NUT	-	-	-	-	-	1			
38	53300-MKP-DQ0	BRIDGE ASSY., FORK TOP	-	-	-	-	-	1			
39	90304-MCF-000	NUT, STEERING STEM FLANGE	-	-	-	-	-	1			



F-9

STEERING STEM(CB400XA,CB500X,CB500XAK/L/M)



MKP7F0900

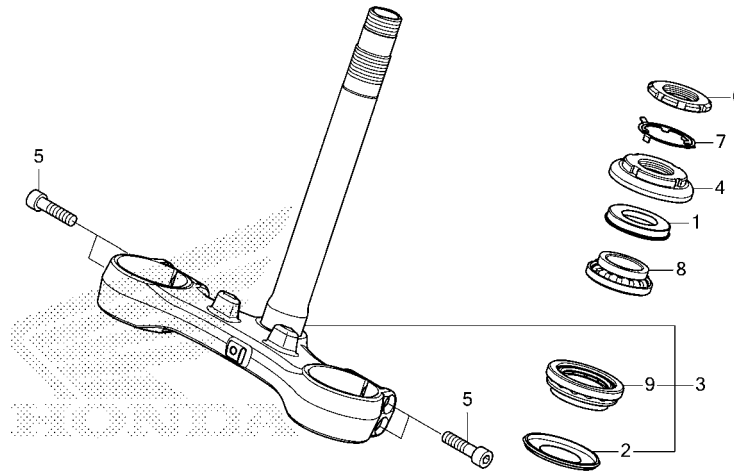
Ref. No.	L.O.N.	(Relative ref. Number) Description	F.R.T.
3	510100	STEM OR SHAFT ASSY., STEERING	1.5
4		(1)	
	5101B2	THREAD, STEERING HEAD TOP	1.3
8	5101B6	BEARING, HEAD PIPE :UPPER	1.5
9		(2)	
	5101B7	BEARING, HEAD PIPE :LOWER	1.7
	5101C7	BEARING, HEAD PIPE :BOTH	1.7

Ref. No.	Part No.	Description	Reqd. QTY						Serial No.	Parts catalogue code
			CB400		CB500					
			XA	X	XA	XA	XA	XA		
			K	K	K	L	M	N		
1	53213-MB4-771	DUST SEAL, STEERING UPPER (ARAI)	1	1	1	1	1	-		
2	53214-371-010	DUST SEAL, STEERING HEAD.....	1	1	1	1	1	-		
3	53219-MKP-J80	STEM SUB ASSY., STEERING.....	1	1	1	1	1	-		
4	53220-K87-A00	THREAD COMP., STEERING HEAD TOP	1	1	1	1	1	-		
5	90102-MFG-D00	BOLT, FLANGE, 10X40.....	2	-	-	-	-	-		
	90104-MGZ-J00	-	2	2	2	2	-		
6	90302-425-830	THREAD B, STEERING HEAD TOP..	1	1	1	1	1	-		
7	90506-425-830	WASHER, LOCK.....	1	1	1	1	1	-		
8	91015-KT8-005	BEARING, HEAD PIPE UPPER(KOYO)	1	1	1	1	1	-		
9	91016-KT8-005	BEARING, HEAD PIPE UNDER(KOYO)	1	1	1	1	1	-		

3

F-9-1

STEERING STEM(CB500XAN)



MKP7F0901

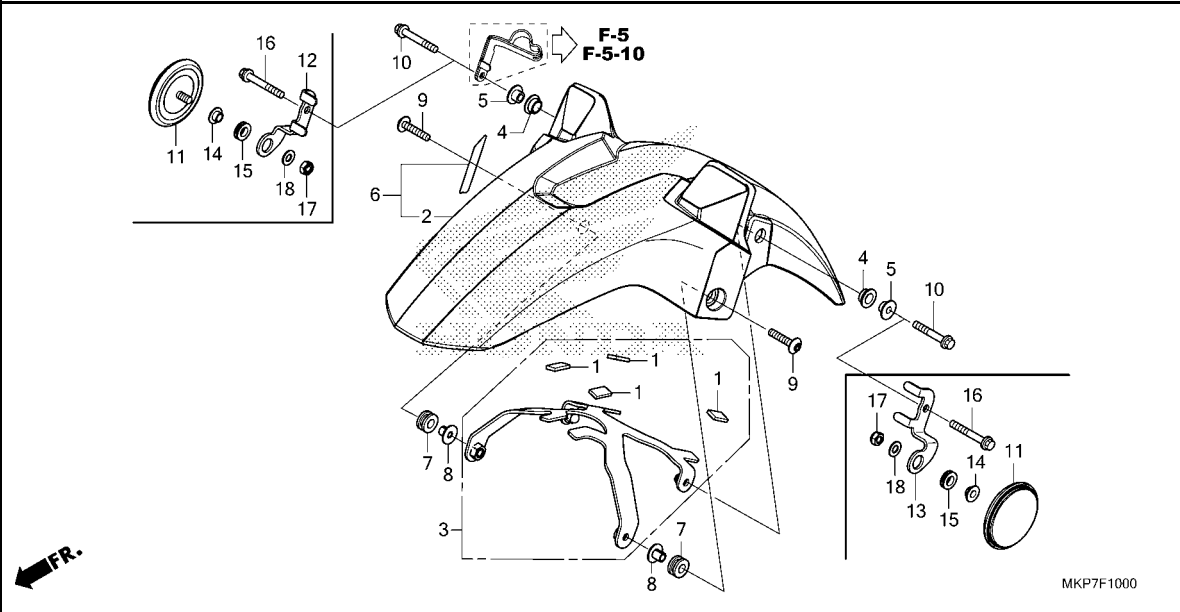
Ref. No.	L.O.N.	(Relative ref. Number) Description	F.R.T.
3	510100	STEM OR SHAFT ASSY., STEERING (1)	1.5
4	5101B2	THREAD, STEERING HEAD TOP	1.3
8	5101B6	BEARING, HEAD PIPE :UPPER (2)	1.5
9	5101B7	BEARING, HEAD PIPE :LOWER	1.7
	5101C7	BEARING, HEAD PIPE :BOTH	1.7

Ref. No.	Part No.	Description	Reqd. QTY						Serial No.	Parts catalogue code
			CB400		CB500					
			XA	X	XA	XA	XA	XA		
1	53213-MB4-771	DUST SEAL, STEERING UPPER (ARAI)	-	-	-	-	-	-	1	
2	53214-371-010	DUST SEAL, STEERING HEAD	-	-	-	-	-	-	1	
3	53219-MKP-DQ0	STEM SUB ASSY., STEERING	-	-	-	-	-	-	1	
4	53220-K87-A00	THREAD COMP., STEERING HEAD TOP	-	-	-	-	-	-	1	
5	90122-MCH-A00	BOLT, SOCKET, 8X32	-	-	-	-	-	-	4	
6	90302-425-830	THREAD B, STEERING HEAD TOP	-	-	-	-	-	-	1	
7	90506-425-830	WASHER, LOCK	-	-	-	-	-	-	1	
8	91051-MKP-DN1	BEARING, HEAD PIPE UPPER	-	-	-	-	-	-	1	
9	91016-KT8-005	BEARING, HEAD PIPE UNDER(KOYO)	-	-	-	-	-	-	1	



F-10

FRONT FENDER(CB400XA,CB500X,CB500XAK/L/M)

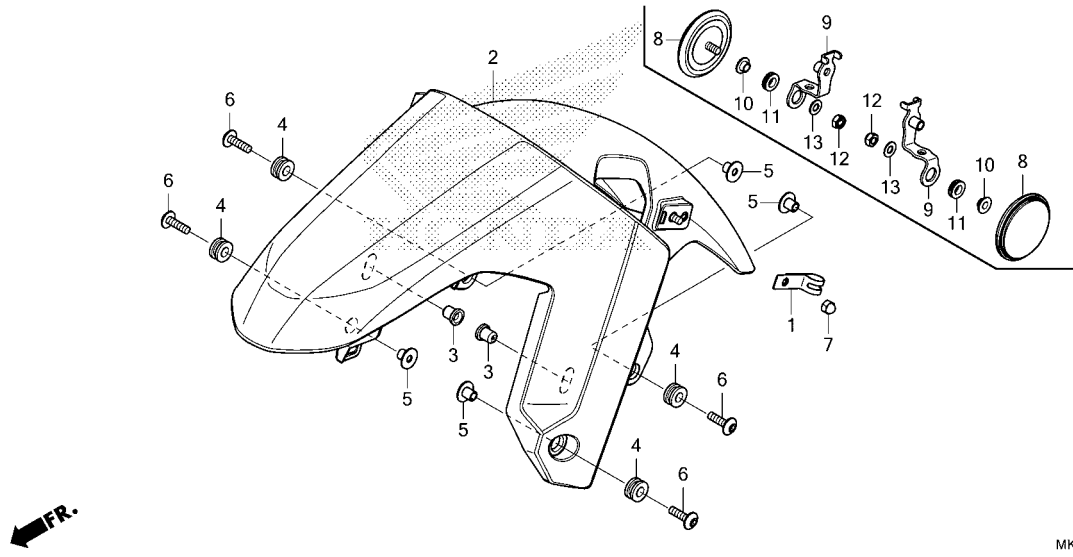


Ref. No.	L.O.N.	(Relative ref. Number) Description	F.R.T.
2	4131B7	(6) FENDER, FRONT	0.2

Ref. No.	Part No.	Description	Reqd. QTY						Serial No.	Parts catalogue code
			CB400		CB500					
			XA	X	XA	XA	XA			
1	50383-KZZ-900	RUBBER, BATTERY(10X20X3).....	4	4	4	4	4	-		
2	61101-MKP-J80ZA	FENDER, FR. *NH436M*	-	1	-	-	-	-		
3	61102-MKP-J80	BRACE, FR. FENDER.....	1	1	1	1	1	-		
4	61103-KPF-910	RUBBER, FR. FENDER MOUNTING..	2	2	2	2	2	-		
5	61105-KPF-910	COLLAR, FR. FENDER MOUNTING..	2	2	2	2	2	-		
6	61110-MKP-K80ZA	FENDER SET, FR.(WL) *TYPE1*.....	1	-	-	-	-	-		
	61110-MKP-J80ZA	*TYPE1*.....	-	-	1	1	1	-		
7	80101-165-000	RUBBER, RR. FENDER CUSHION... (FOR FR.)	2	2	2	2	2	-		
8	38117-MGZ-J00	COLLAR, HORN SETTING.....	2	2	2	2	2	-		
9	90130-MGZ-J00	SCREW, PAN, 6X30.....	2	2	2	2	2	-		
10	90131-MKP-T80	BOLT, FLANGE, 6X37.....	2	-	2	2	2	-	----- IN,KO,SI	
11	33741-KTG-U01	REFLECTOR, FR. REFLEX(AMBER)..	-	2	2	-	2	-	----- ED,MA,U	
	33741-KSH-901	-	-	2	-	-	-	----- CH	
	33741-KSH-902	-	-	-	2	2	-	----- CH	
12	60114-MKP-J80	STAY, R. FR. SIDE REFLECTOR..	-	1	1	1	1	-	----- CH,ED,MA,U	
13	60115-MKP-J80	STAY, L. FR. SIDE REFLECTOR..	-	1	1	1	1	-	----- CH,ED,MA,U	
14	77103-MEE-000	COLLAR, SEAT SETTING.....	-	2	2	2	2	-	----- CH,ED,MA,U	
15	80123-MER-D00	RUBBER, RR. COWL MOUNTING... (FOR FR.)	-	2	2	2	2	-	----- CH,ED,MA,U	
16	90013-GHB-710	BOLT, FLANGE, 6X40.....	-	2	2	2	2	-	----- CH,ED,MA,U	
17	90301-782-000	NUT, U, 6MM.....	-	2	2	2	2	-	----- CH,ED,MA,U	
18	94101-06700	WASHER, PLAIN, 6MM.....	-	2	2	2	2	-	----- CH,ED,MA,U	

F-10-1

FRONT FENDER(CB500XAN)



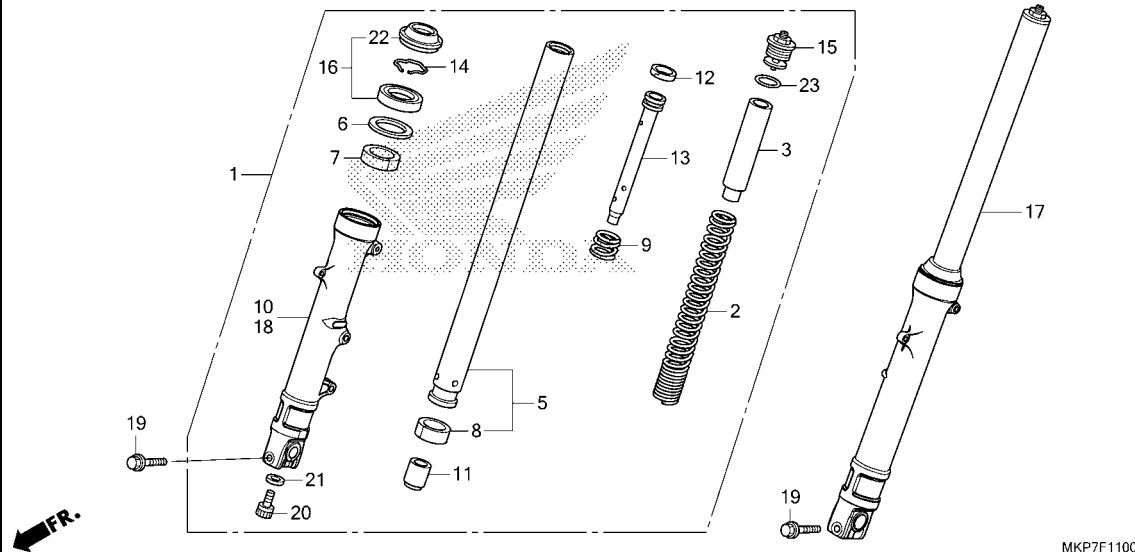
Ref. No.	L.O.N.	(Relative ref. Number) Description	F.R.T.
2	4131T2	FENDER, FRONT(A)	0.4

Ref. No.	Part No.	Description	Reqd. QTY						Serial No.	Parts catalogue code
			CB400		CB500					
			XA	X	XA	XA	XA			
1	45132-MKN-D50	CLAMPER, FR. BRAKE HOSE	-	-	-	-	-	1		
2	61110-MKP-DQ0ZB	FENDER SET, FR.(WL)	-	-	-	-	-	1		
	61110-MKP-DQ0ZC	*TYPE2*	-	-	-	-	-	1	----- CH, ED, IN, MA, U	
	61110-MKP-DQ0ZA	*TYPE3*	-	-	-	-	-	1	----- ED, IN, KO, MA, U	
3	61312-149-300	BOOT, HEADLIGHT BRACKET	-	-	-	-	-	2		
4	80101-165-000	RUBBER, RR. FENDER CUSHION .. (FOR FR.)	-	-	-	-	-	4		
5	84706-163-670	COLLAR, TAILLIGHT MOUNTING ..	-	-	-	-	-	2	----- CH, ED, MA, U	
			-	-	-	-	-	4	----- IN, KO	
6	90130-KYJ-900	SCREW, PAN, 6X22	-	-	-	-	-	4		
7	94021-06070-0S	NUT, CAP, 6MM	-	-	-	-	-	1		
8	33741-KSH-902	REFLECTOR, FR. REFLEX(AMBER) ..	-	-	-	-	-	2	----- CH	
	33741-KTG-U01	-	-	-	-	-	2	----- ED, MA, U	
9	61105-MKP-DN0	STAY, FR. REFLECTOR	-	-	-	-	-	2	----- CH, ED, MA, U	
10	77103-MEE-000	COLLAR, SEAT SETTING	-	-	-	-	-	2	----- CH, ED, MA, U	
11	80123-MER-D00	RUBBER, RR. COWL MOUNTING .. (FOR FR.)	-	-	-	-	-	2	----- CH, ED, MA, U	
12	90301-782-000	NUT, U, 6MM	-	-	-	-	-	2	----- CH, ED, MA, U	
13	94101-06700	WASHER, PLAIN, 6MM	-	-	-	-	-	2	----- CH, ED, MA, U	



F-11

FRONT FORK(CB400XA,CB500X,CB500XAK/L/M)

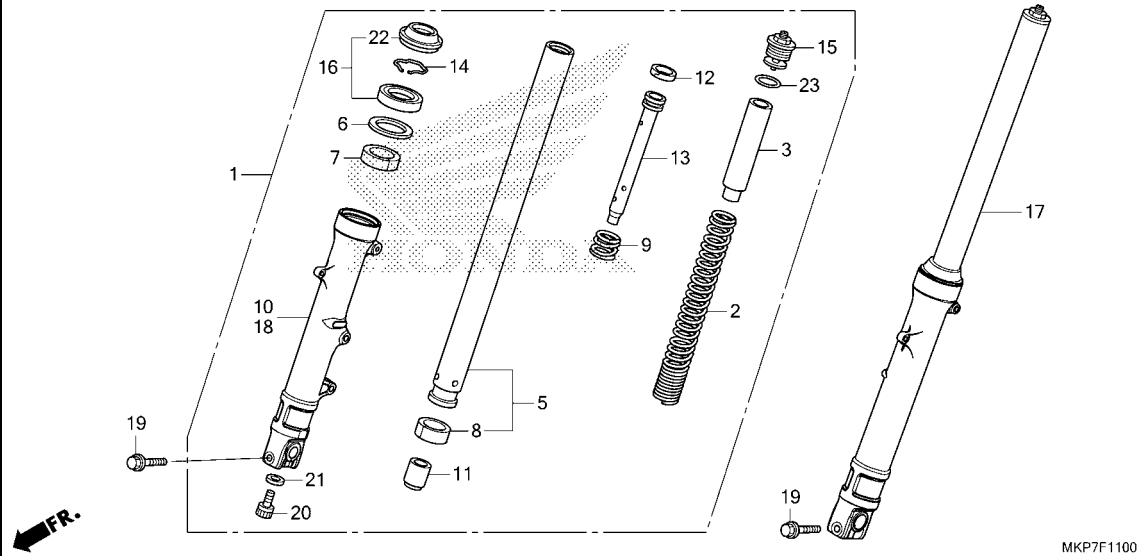


Ref. No.	L.O.N.	(Relative ref. Number) Description	F.R.T.
1	5111C3	FORK ASSY., FRONT :RIGHT	0.5
2	5111C5	SPRING, FRONT FORK :LEFT	0.7
	5111C6	SPRING, FRONT FORK :RIGHT	0.7
	5111C7	SPRING, FRONT FORK :BOTH	1.1
5		(7,8,9,11,12,13)	
	5111G2	PIPE, FRONT FORK :LEFT	0.9
	5111G3	PIPE, FRONT FORK :RIGHT	0.9
	5111G4	PIPE, FRONT FORK :BOTH	1.5
10	5111D2	CASE, BOTTOM :RIGHT	0.9
16	5111E7	SEAL SET, FRONT FORK :LEFT	0.8
	5111E8	SEAL SET, FRONT FORK :RIGHT	0.8
	5111E9	SEAL SET, FRONT FORK :BOTH	1.3
17	5111C2	FORK ASSY., FRONT :LEFT	0.5
	5111C4	FORK ASSY., FRONT :BOTH	0.7
18	5111D1	CASE, BOTTOM :LEFT	0.9
	5111D3	CASE, BOTTOM :BOTH	1.5

Ref. No.	Part No.	Description	Reqd. QTY						Serial No.	Parts catalogue code
			CB400		CB500					
			XA	X	XA	XA	XA	XA		
			K	K	K	L	M	N		
1	51400-MKP-K81	FORK ASSY., R. FR.(SHOWA)	1	-	-	-	-	-		
	51400-MKP-J81	-	1	1	1	1	-	-----	CH, ED, KO, MA, U
	51400-MKP-307	-	-	1	-	1	-	-----	IN
2	51401-MKP-K81	SPRING, FR. FORK	2	-	-	-	-	-		
	51401-MKP-J81	-	2	2	2	2	-		
3	51402-MGZ-J01	COLLAR, SPRING	2	2	2	2	2	-		
5	51410-MKP-J81	PIPE COMP., FR. FORK	2	2	2	2	2	-		
6	51412-MB4-003	RING, BACK UP(SHOWA)	2	2	2	2	2	-		
7	51414-MFJ-A51	BUSH, GUIDE	2	2	2	2	2	-		
8	51415-MFJ-A51	BUSH, SLIDER	2	2	2	2	2	-		
9	51416-KF0-003	SPRING, FR. REBOUND(SHOWA)	2	2	2	2	2	-		
10	51420-MKP-J81	CASE, R. BOTTOM	1	1	1	1	1	-	-----	CH, ED, KO, MA, SI, U
	51420-MKP-307	-	-	1	-	1	-	-----	IN
11	51432-MV9-003	PIECE, OIL LOCK(SHOWA)	2	2	2	2	2	-		
12	51437-KV3-701	RING, PISTON	2	2	2	2	2	-		
13	51440-MKP-K81	PIPE, SEAT	2	-	-	-	-	-		
	51440-MKP-J81	-	2	2	2	2	-		
14	51447-KA4-711	RING, OIL SEAL STOPPER(SHOWA)	2	2	2	2	2	-		
15	51450-MR8-003	BOLT ASSY., FR. FORK	2	2	2	2	2	-		
16	51490-MKL-D81	SEAL SET, FR. FORK	2	2	2	2	2	-		
17	51500-MKP-K81	FORK ASSY., L. FR.(SHOWA)	1	-	-	-	-	-		
	51500-MKP-J81	-	1	1	1	1	-	-----	CH, ED, KO, MA, U
	51500-MKP-307	-	-	1	-	1	-	-----	IN
18	51520-MKP-J81	CASE, L. BOTTOM	1	1	1	1	1	-	-----	CH, ED, KO, MA, SI, U
	51520-MKP-307	-	-	1	-	1	-	-----	IN
19	90109-MR7-000	BOLT, FLANGE, 8X45	2	2	2	2	2	-		

F-11

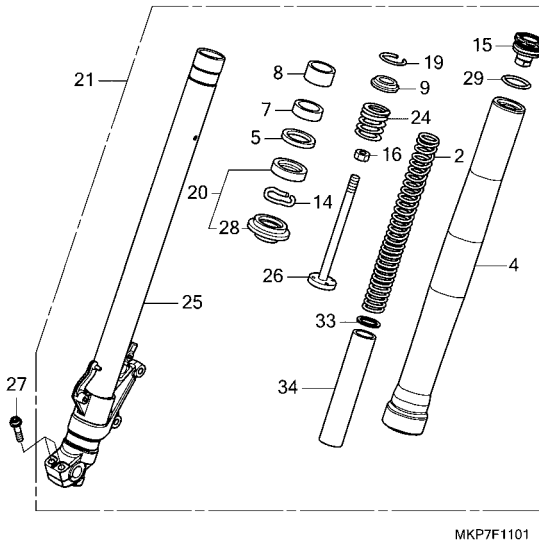
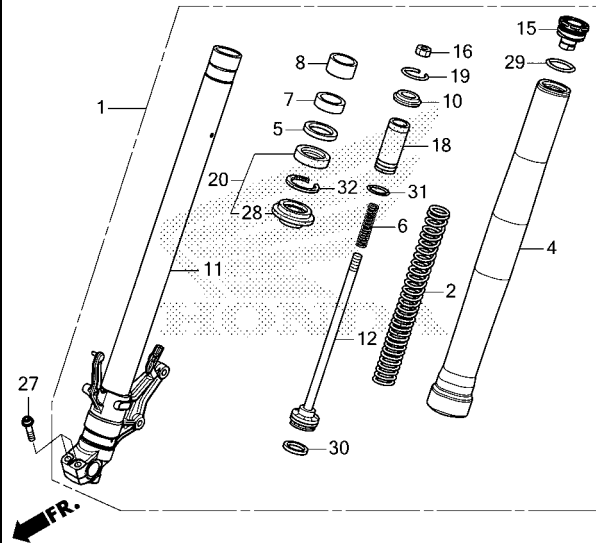
FRONT FORK(CB400XA,CB500X,CB500XAK/L/M)



Ref. No.	Part No.	Description	Reqd. QTY						Serial No.	Parts catalogue code
			CB400		CB500					
			XA	X	XA	XA	XA	XA		
			K	K	K	L	M	N		
20	90116-KV3-701	BOLT, SOCKET, 8MM(SHOWA).....	2	2	2	2	2	-		
21	90544-283-000	WASHER, SPECIAL, 8MM(SHOWA)...	2	2	2	2	2	-		
22	91251-MKL-D81	SEAL, DUST(SHOWA).....	2	2	2	2	2	-		
23	91356-KF0-003	O-RING, 33.2X2.4.....	2	2	2	2	2	-		

F-11-1

FRONT FORK(CB500XAN)



MKP7F1101

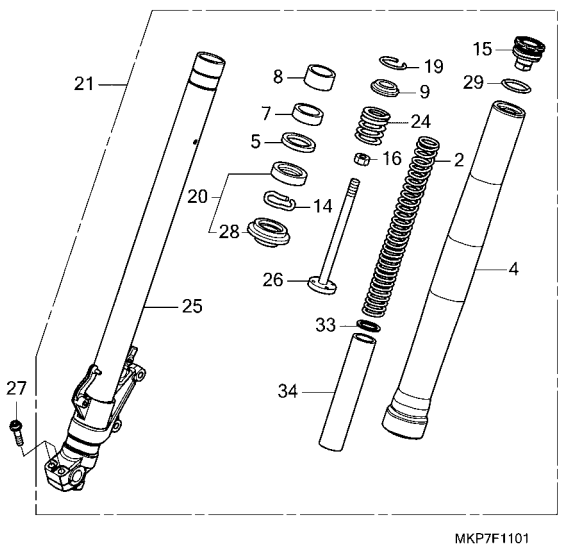
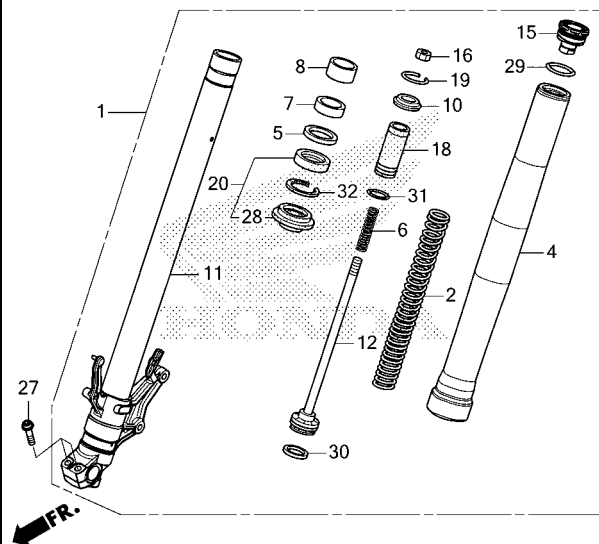
Ref. No.	L.O.N.	(Relative ref. Number) Description	F.R.T.
1	5111C3	FORK ASSY., FRONT :RIGHT	0.5
2	5111P8	SPRING, FRONT FORK(A) :LEFT ..	0.8
	5111P9	SPRING, FRONT FORK(A) :RIGHT ..	0.8
	5111Q0	SPRING, FRONT FORK(A) :BOTH ..	1.3
4	5111C8	TUBE, OUTER :LEFT	0.9
	5111C9	TUBE, OUTER :RIGHT	0.9
	5111D0	TUBE, OUTER :BOTH	1.5
11	5111D5	PIPE, SLIDE :RIGHT	0.9
12		(6,18,31)	
	511160	DAMPER, FRONT FORK	0.8
20		(7,8)	
	5111Q7	SEAL SET, FRONT FORK(A) :LEFT	0.9
	5111Q8	SEAL SET, FRONT FORK(A) :RIGHT	0.9
	5111Q9	SEAL SET, FRONT FORK(A) :BOTH	1.3
21	5111C2	FORK ASSY., FRONT :LEFT	0.5
	5111C4	FORK ASSY., FRONT :BOTH	0.7
25	5111D4	PIPE, SLIDE :LEFT	0.9
	5111D6	PIPE, SLIDE :BOTH	1.5
26		(24)	
	511106	ROD, FRONT FORK	0.8

Ref. No.	Part No.	Description	Reqd. QTY					Serial No.	Parts catalogue code
			CB400 XA K	X K	XA K	XA L	XA M		
1	51400-MKP-DQ1	FORK ASSY., R. FR.....	-	-	-	-	-	1	----- CH,ED,KO,MA,U
	51400-MKP-309	-	-	-	-	-	1	----- IN
2	51401-MKP-DQ1	SPRING, FR. FORK.....	-	-	-	-	-	2	
4	51410-MKP-DQ1	TUBE, OUTER.....	-	-	-	-	-	2	----- CH,ED,KO,MA,U
	51410-MKP-305	-	-	-	-	-	2	----- IN
5	51412-MB4-003	RING, BACK UP(SHOWA).....	-	-	-	-	-	2	
6	51412-MKP-DQ1	SPRING, R. REBOUND.....	-	-	-	-	-	1	
7	51414-MFJ-A51	BUSH, GUIDE.....	-	-	-	-	-	2	
8	51415-MFJ-A51	BUSH, SLIDER.....	-	-	-	-	-	2	
9	51419-K94-T01	SEAT, STOPPER.....	-	-	-	-	-	1	
10	51419-MKY-D51	SEAT, R. STOPPER.....	-	-	-	-	-	1	
11	51425-MKP-DQ1	PIPE COMP., R. SLIDE.....	-	-	-	-	-	1	----- CH,ED,KO,MA,U
	51425-MKP-305	-	-	-	-	-	1	----- IN
12	51426-MKP-DQ1	ROD COMP., PISTON.....	-	-	-	-	-	1	
14	51447-KA4-711	RING, OIL SEAL STOPPER(SHOWA)	-	-	-	-	-	1	
15	51450-MKY-D51	BOLT COMP., FR. FORK.....	-	-	-	-	-	2	
16	51451-MKY-D51	NUT, HEX.	-	-	-	-	-	2	
18	51455-MKY-D51	CASE COMP., ROD GUIDE.....	-	-	-	-	-	1	
19	51456-K94-T01	RING, STOPPER.....	-	-	-	-	-	2	
20	51490-MKL-D81	SEAL SET, FR. FORK.....	-	-	-	-	-	2	
21	51500-MKP-DQ1	FORK ASSY., L. FR.....	-	-	-	-	-	1	----- CH,ED,KO,MA,U
	51500-MKP-309	-	-	-	-	-	1	----- IN
24	51512-MKP-DQ1	SPRING, L. REBOUND.....	-	-	-	-	-	1	
25	51525-MKP-DQ1	PIPE COMP., L. SLIDE.....	-	-	-	-	-	1	----- CH,ED,KO,MA,U
	51525-MKP-305	-	-	-	-	-	1	----- IN

3

F-11-1

FRONT FORK(CB500XAN)

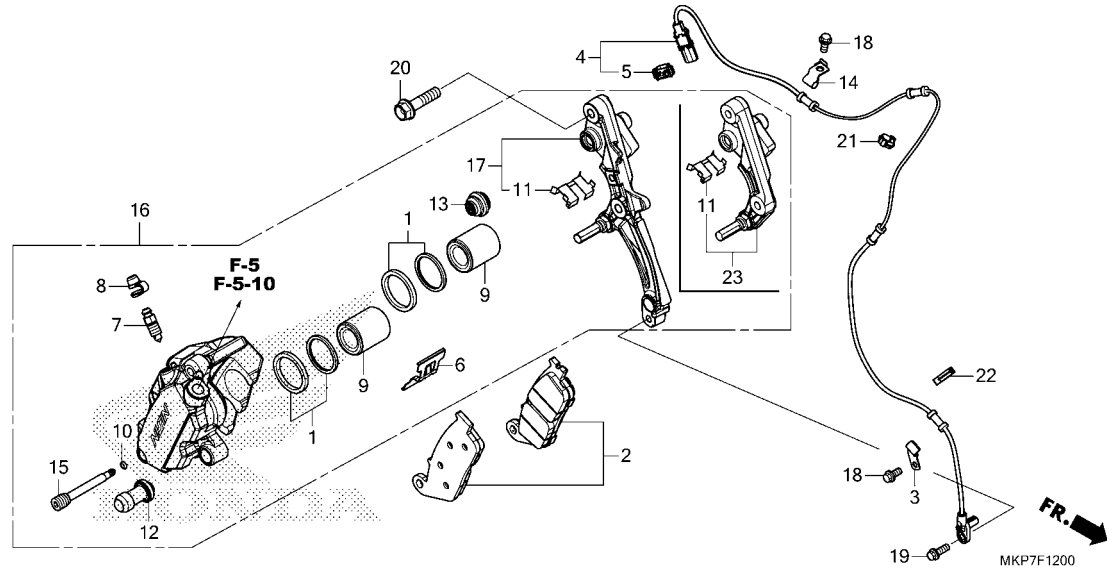


Ref. No.	Part No.	Description	Reqd. QTY						Serial No.	Parts catalogue code
			CB400 XA K	X K	XA K	CB500 XA L	XA M	XA N		
26	51526-MKP-DQ1	ROD COMP.....	-	-	-	-	-	-	1	
27	90101-MKP-DQ0	BOLT, FLANGE SOCKET, 8X35....	-	-	-	-	-	-	4	
28	91251-MKL-D81	SEAL, DUST(SHOWA).....	-	-	-	-	-	-	2	
29	91258-MEE-D01	O-RING, 39.7X2.4.....	-	-	-	-	-	-	2	
30	51437-MKY-D51	RING, PISTON.....	-	-	-	-	-	-	1	
31	91356-KF0-003	O-RING, 33.2X2.4.....	-	-	-	-	-	-	1	
32	51447-MB4-003	CIRCLIP, INTERNAL.....	-	-	-	-	-	-	1	
33	51404-MKP-DN1	JOINT, SPRING.....	-	-	-	-	-	-	1	
34	51511-MKP-DQ1	COLLAR B, SPRING.....	-	-	-	-	-	-	1	



F-12

FRONT BRAKE CALIPER(CB400XA,CB500X,CB500XAK/L/M)



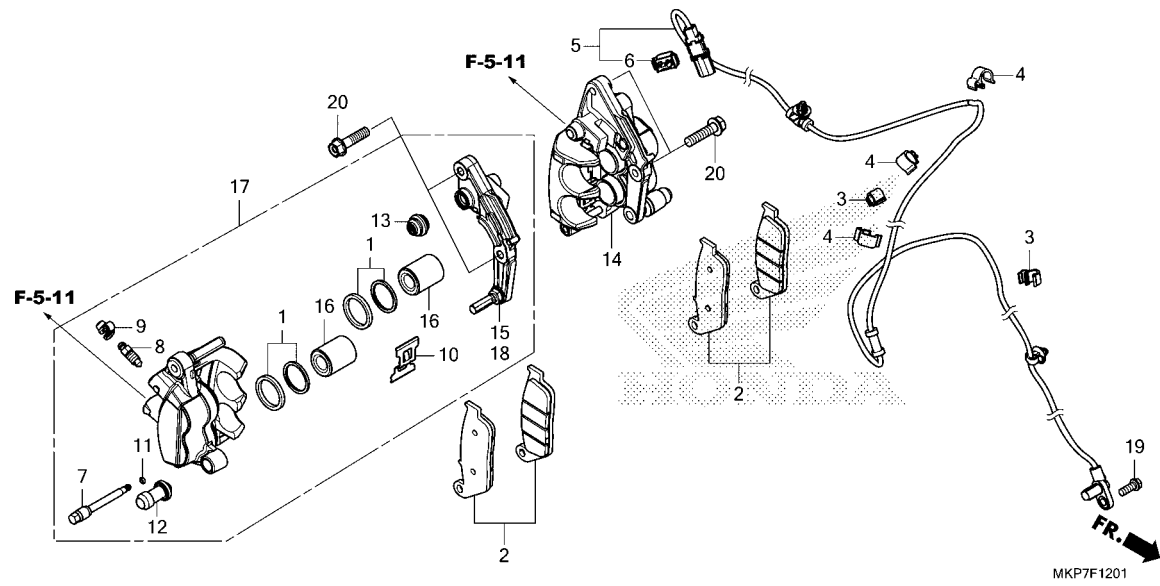
Ref. No.	L.O.N.	(Relative ref. Number) Description	F.R.T.
2	711115	SHOE(PAD) SET, BRAKE :FRONT ..	0.1
4	617196	SENSOR, WHEEL SPEED :FRONT ...	0.5
9		(1)	
	7111D1	PISTON, FRONT BRAKE CALIPER ..	0.5
		.INCLUDES: Bleed brakes	
		.NOTE: Same time for two units	
16	711130	CALIPER, FRONT BRAKE	0.4
		.INCLUDES: Bleed brakes	
		(23)	
17	7111G0	BRACKET, FRONT CALIPER	0.2

Ref. No.	Part No.	Description	Reqd. QTY						Serial No.	Parts catalogue code
			CB400		CB500					
			XA	X	XA	XA	XA			
			K	K	K	L	M			
							N			
1	06431-MA3-405	SEAL SET, PISTON.....	2	2	2	2	2	-		
2	06455-MGS-D32	PAD SET, FR.....	1	1	1	1	1	-		
3	38517-MKA-D80	CLAMPER, SENSOR CORD.....	1	-	1	1	1	-		
4	38520-MKP-J81	SENSOR, FR. WHEEL SPEED.....	1	-	1	1	1	-		
5	42524-T5A-003	CLIP, COUPLER(DARK BLUE).....	1	-	1	1	1	-		
6	43108-MCT-006	SPRING, PAD.....	1	1	1	1	1	-		
7	43352-568-003	SCREW, BLEEDER(NISSIN).....	1	1	1	1	1	-		
8	43353-461-771	CAP, BLEEDER.....	1	1	1	1	1	-		
9	45107-ML4-006	PISTON.....	2	2	2	2	2	-		
10	45111-MAJ-G41	RING, STOPPER.....	1	1	1	1	1	-		
11	45112-MS9-611	RETAINER.....	1	1	1	1	1	-		
12	45132-166-016	BOOT, PIN BUSH(NISSIN).....	1	1	1	1	1	-		
13	45133-MA3-006	BOOT B.....	1	1	1	1	1	-		
14	45159-MGZ-J00	CLAMPER, SENSOR CORD.....	1	-	1	1	1	-		
15	45215-MAJ-G41	PIN, HANGER.....	1	1	1	1	1	-		
16	45250-MKP-J81	CALIPER SUB ASSY., R. FR. (NISSIN)	1	-	1	1	1	-		
	45250-MKA-J31	-	1	-	-	-	-		
17	45290-MKP-J81	BRACKET SUB ASSY., R. FR.	1	-	1	1	1	-		
18	90013-GHB-610	BOLT, FLANGE, 6X12.....	2	-	2	2	2	-		
19	90116-MKA-D80	BOLT, FLANGE, 6X16.....	1	-	1	1	1	-		
20	90131-KZZ-900	BOLT, FLANGE, 8X32.....	2	2	2	2	2	-		
21	90690-MCA-003	CLIP, CABLE, 14MM.....	1	-	1	1	1	-		
22	90690-MJE-D11	CLIP, CABLE, 10MM.....	1	-	1	1	1	-		
23	45290-MKA-J31	BRACKET SUB ASSY., R. FR. (NISSIN)	-	1	-	-	-	-		

3

F-12-1

FRONT BRAKE CALIPER(CB500XAN)



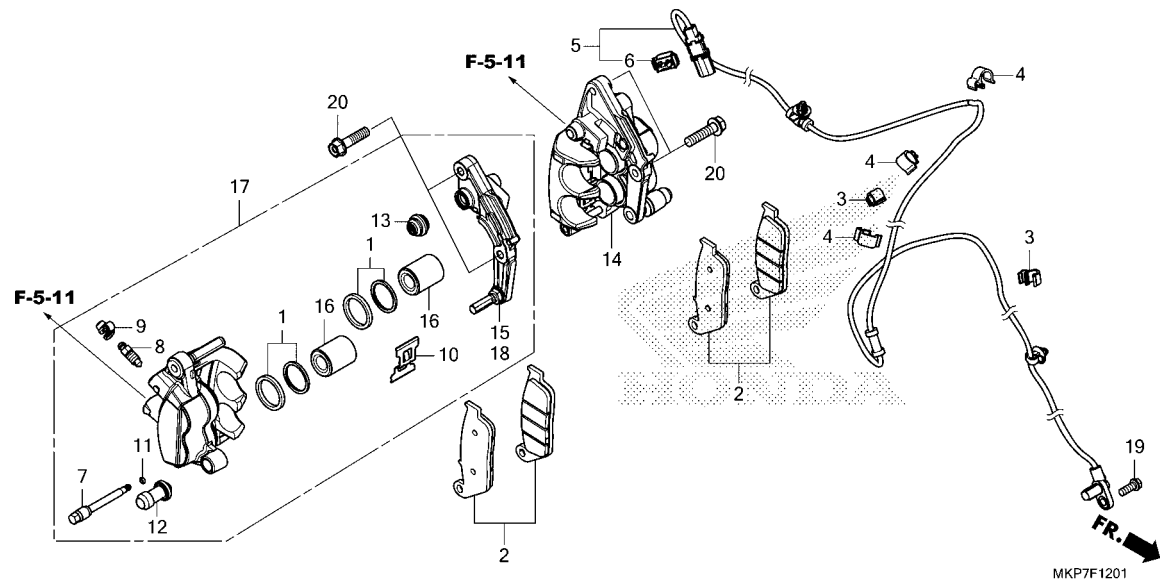
Ref. No.	L.O.N.	(Relative ref. Number) Description	F.R.T.
2	7111A0	SHOE(PAD) SET, BRAKE :LEFT FRONT	0.1
	7111A1	SHOE(PAD) SET, BRAKE :RIGHT FRONT	0.1
	7111A2	SHOE(PAD) SET, BRAKE :BOTH FRONT	0.2
5	617196	SENSOR, WHEEL SPEED :FRONT ...	0.5
14	7111B5	CALIPER, FRONT BRAKE :LEFTINCLUDES: Bleed brakes	0.4
15	7111B9	BRACKET, FRONT CALIPER :LEFT ...	0.2
16	7111D2	PISTON, FRONT BRAKE CALIPER :LEFT	0.5
	7111D3	PISTON, FRONT BRAKE CALIPER :RIGHT	0.5
	7111D4	PISTON, FRONT BRAKE CALIPER :BOTH	0.8
17	7111B6	CALIPER, FRONT BRAKE :RIGHTINCLUDES: Bleed brakes	0.4
+	7111B7	CALIPER, FRONT BRAKE :BOTH ...	0.6

Ref. No.	Part No.	Description	Reqd. QTY						Serial No.	Parts catalogue code
			CB400		CB500					
			XA	X	XA	XA	XA	XA		
	1	06431-MA3-405	-	-	-	-	-	4		
	2	06455-MKP-DQ1	-	-	-	-	-	2		
	3	38516-MGE-003	-	-	-	-	-	2		
	4	38517-MGE-003	-	-	-	-	-	3		
	5	38520-MKP-DQ1	-	-	-	-	-	1		
	6	42524-T5A-003	-	-	-	-	-	1		
	7	43215-KZ4-J41	-	-	-	-	-	2		
	8	43352-568-003	-	-	-	-	-	2		
	9	43353-461-771	-	-	-	-	-	2		
	10	45108-ML7-922	-	-	-	-	-	2		
	11	45111-MAJ-G41	-	-	-	-	-	2		
	12	45132-166-016	-	-	-	-	-	2		
	13	45133-MA3-006	-	-	-	-	-	2		
	14	45150-MKP-DQ1	-	-	-	-	-	1		
	15	45190-MKP-DQ1	-	-	-	-	-	1		
	16	45218-MAJ-G41	-	-	-	-	-	4		
	17	45250-MKP-DQ1	-	-	-	-	-	1		
	18	45290-MKP-DQ1	-	-	-	-	-	1		
	19	90116-MKP-DN0	-	-	-	-	-	1		
	20	90131-KYJ-710	-	-	-	-	-	4		



F-12-1

FRONT BRAKE CALIPER(CB500XAN)

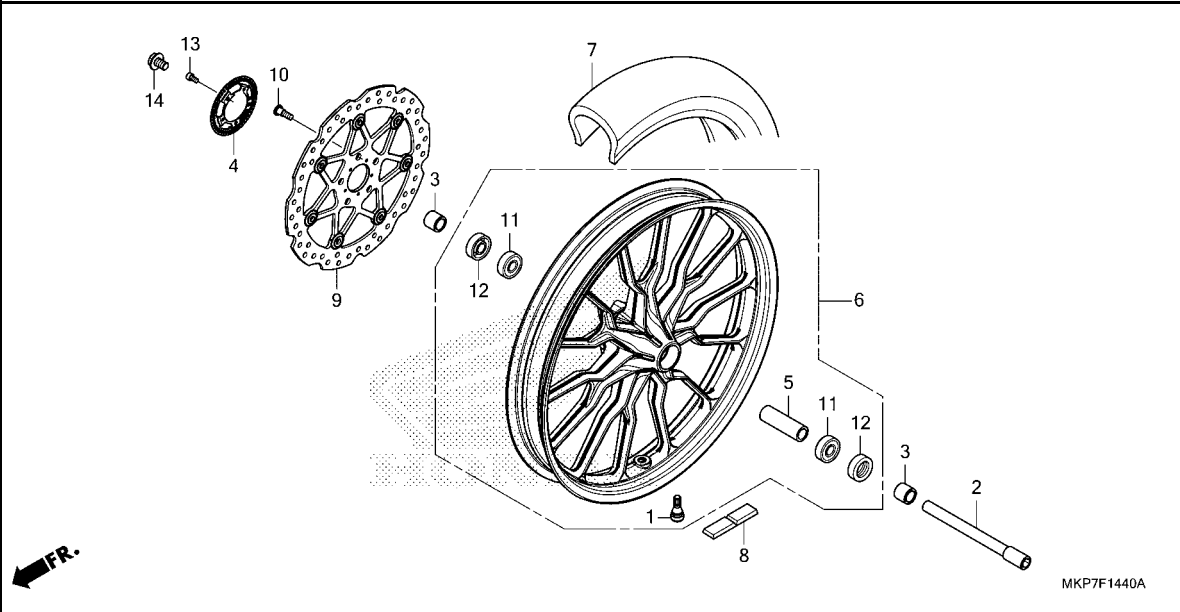


Ref. No.	L.O.N.	(Relative ref. Number) Description	F.R.T.
+17		.INCLUDES: Bleed brakes	
18	7111C0	BRACKET, FRONT CALIPER :RIGHT	0.2
	7111F0	BRACKET, FRONT CALIPER :BOTH	0.4

3

F-14-40

FRONT WHEEL(CB400XA,CB500X,CB500XAK/L/M)



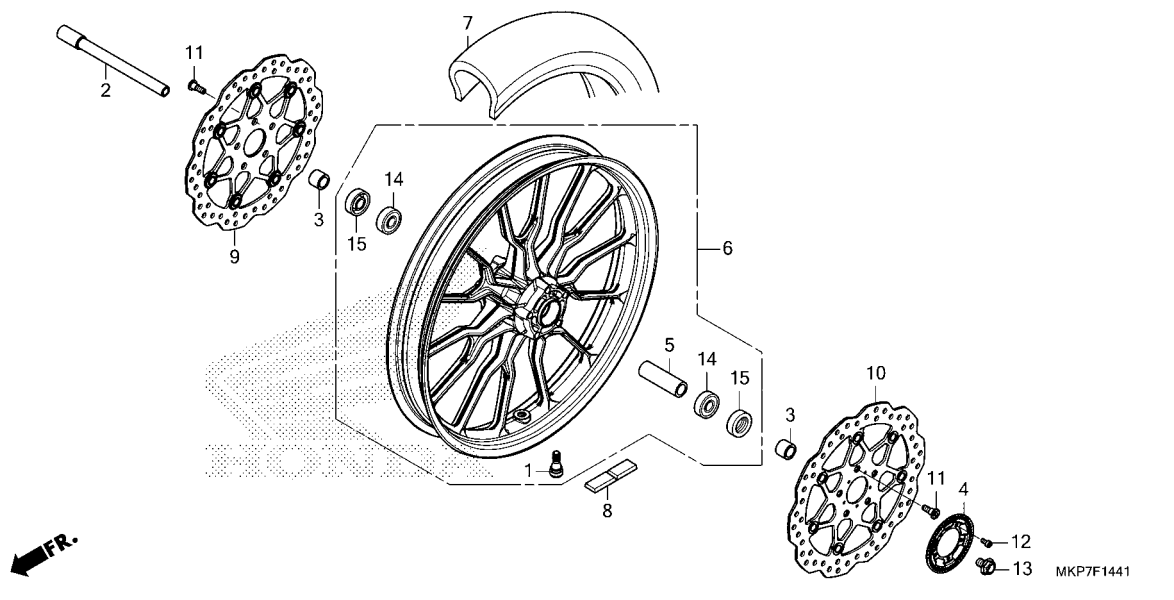
Ref. No.	L.O.N.	(Relative ref. Number) Description	F.R.T.
2		(12)	
710151		AXLE, FRONT WHEEL	0.3
4	7101B0	RING, PULSER :FRONT	0.4
6	7101D4	FRONT WHEEL	1.0
7	710139	FRONT TIRE(ONE)	0.9
		.INCLUDES: Balance	
8	7101A6	WEIGHT, BALANCE :FRONT	0.6
9	711120	DISC, FRONT BRAKE	0.4
11	710115	BEARING, FRONT WHEEL(ONE)	0.5
	710115G	.Replace 1 bearing add	0.1

Ref. No.	Part No.	Description	Reqd. QTY						Serial No.	Parts catalogue code
			CB400		CB500					
			XA	X	XA	XA	XA	XA		
			K	K	K	L	M	N		
1	42753-ML7-004	VALVE, RIM(DUNLOP)	1	-	-	-	-	-		
	42753-GM9-743	VALVE, RIM(IRC)	-	1	1	1	1	-		
2	44301-MKP-J80	AXLE, FR. WHEEL	1	1	1	1	1	-		
3	44311-MGZ-J00	COLLAR, FR. WHEEL SIDE	2	2	2	2	2	-		
4	44515-K87-L50	RING, FR. PULSER	1	-	1	1	1	-		
5	44620-MKP-J80	COLLAR, FR. WHEEL DISTANCE	1	1	1	1	1	-		
6	44650-MKP-J80	WHEEL SUB ASSY., FR.	1	1	1	1	1	-		
7	44711-MKP-J81	TIRE, FR.(DUNLOP) (110/80R19 M/C 59H)	1	-	-	-	-	-	----- KK000001	
	44711-MKP-J82	1	-	-	-	-	-	KK000002 -----	
	44711-MKP-J81	-	1	1	-	-	-	----- ED, IN, KO, MA, U	
	44711-MKP-J82	-	-	1	-	-	-	----- CH	
8	44721-MGH-H21	WEIGHT, BALANCE(10G)	N	N	N	N	N	-		
	44722-MGH-H21	WEIGHT, BALANCE(15G)	N	N	N	N	N	-		
	44723-MGH-H21	WEIGHT, BALANCE(20G)	N	N	N	N	N	-		
9	45120-MKP-J81	DISK COMP., FR. BRAKE(SUNSTAR)	1	-	1	1	1	-		
	45120-MKP-J91	-	1	-	-	-	-		
10	90105-MGS-D30	BOLT, DISK, 8X25	5	5	5	5	5	-		
11	91051-KVK-901	BEARING, RADIAL BALL, 6203UU (FUJIKOSHI)	2	2	2	2	2	-		
12	91252-K35-V01	DUST SEAL, 25X40X5	2	2	2	2	2	-		
13	90131-K87-L50	BOLT, SOCKET, 5X10	5	-	5	5	5	-		
14	90305-K87-A00	BOLT, FR. AXLE	1	1	1	1	1	-		



F-14-41

FRONT WHEEL(CB500XAN)



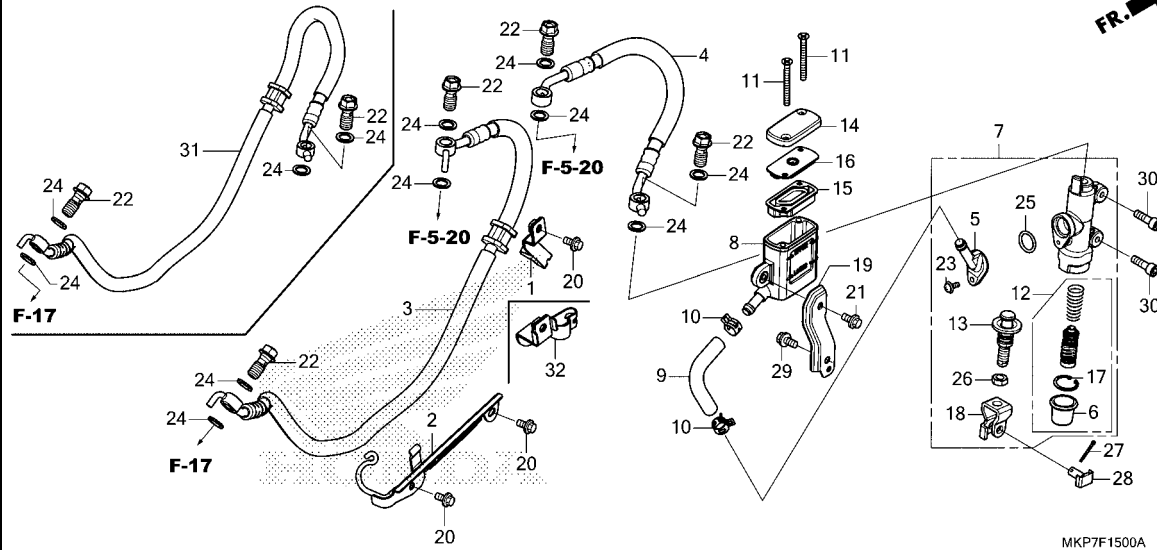
Ref. No.	L.O.N.	(Relative ref. Number) Description	F.R.T.
2		(15)	
710151		AXLE, FRONT WHEEL	0.3
4	7101B0	RING, PULSER :FRONT	0.4
6	7101D4	FRONT WHEEL	1.0
		.INCLUDES: Balance	
7	710139	FRONT TIRE(ONE)	0.9
		.INCLUDES: Balance	
8	7101A6	WEIGHT, BALANCE :FRONT	0.6
9	7111D8	DISC, FRONT BRAKE :RIGHT	0.4
10	7111D7	DISC, FRONT BRAKE :LEFT	0.4
	7111D9	DISC, FRONT BRAKE :BOTH	0.5
14	710115	BEARING, FRONT WHEEL(ONE)	0.5
	710115G	.Replace 1 bearing add	0.1

Ref. No.	Part No.	Description	Reqd. QTY						Serial No.	Parts catalogue code
			CB400		CB500					
			XA	X	XA	XA	XA	XA		
			K	K	K	L	M	N		
1	42753-GM9-743	VALVE, RIM(IRC)	-	-	-	-	-	1		
2	44301-MKP-DQ0	AXLE, FR. WHEEL	-	-	-	-	-	1		
3	44311-MKP-DN0	COLLAR, FR. WHEEL SIDE	-	-	-	-	-	2		
4	44515-K87-L50	RING, FR. PULSER	-	-	-	-	-	1		
5	44620-MKP-DQ0	COLLAR, FR. AXLE DISTANCE	-	-	-	-	-	1		
6	44650-MKP-DQ0	WHEEL SUB ASSY., FR.	-	-	-	-	-	1		
7	44711-MKP-J82	TIRE, FR.(DUNLOP) (110/80R19 M/C 59H)	-	-	-	-	-	1		
8	44721-MGH-H21	WEIGHT, BALANCE(10G)	-	-	-	-	-	N		
	44722-MGH-H21	WEIGHT, BALANCE(15G)	-	-	-	-	-	N		
	44723-MGH-H21	WEIGHT, BALANCE(20G)	-	-	-	-	-	N		
9	45120-MKP-DQ1	DISK COMP., R. FR. BRAKE	-	-	-	-	-	1		
10	45220-MKP-DQ1	DISK COMP., L. FR. BRAKE	-	-	-	-	-	1		
11	90105-MGS-D30	BOLT, DISK, 8X25	-	-	-	-	-	10		
12	90131-K87-L50	BOLT, SOCKET, 5X10	-	-	-	-	-	5		
13	90305-K87-A00	BOLT, FR. AXLE	-	-	-	-	-	1		
14	91051-KVK-901	BEARING, RADIAL BALL, 6203UU (FUJIKOSHI)	-	-	-	-	-	2		
15	91252-K35-V01	DUST SEAL, 25X40X5	-	-	-	-	-	2		

3

F-15

REAR BRAKE MASTER CYLINDER



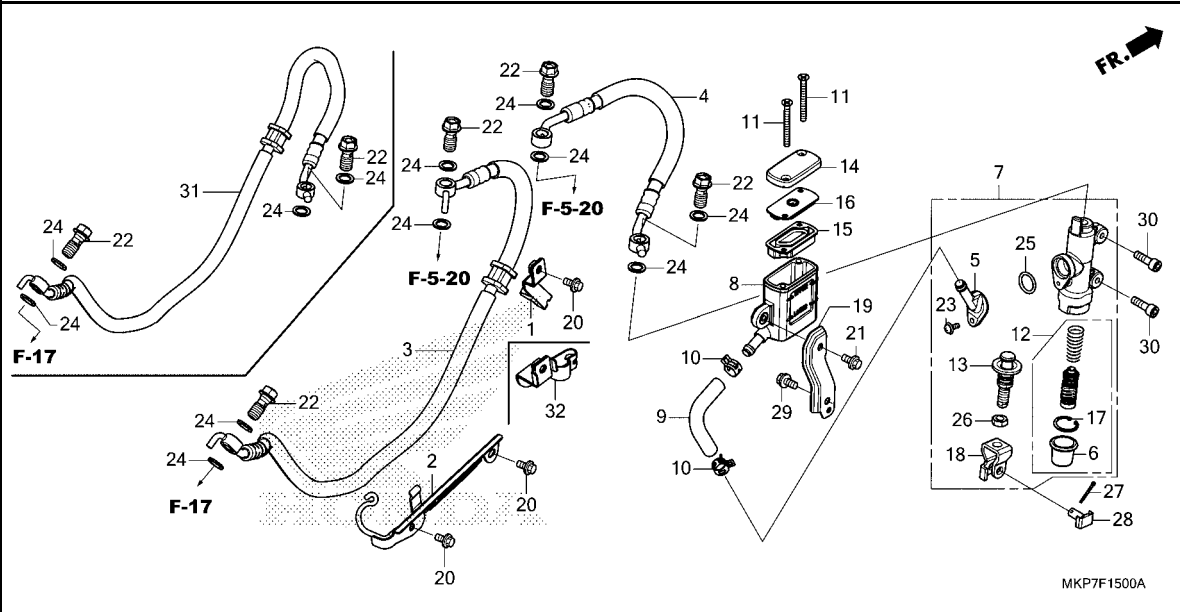
Ref. No.	L.O.N.	(Relative ref. Number) Description	F.R.T.
3	712180	HOSE A, REAR BRAKEINCLUDES: Bleed brakes	2.0
4	7121B0	HOSE B, REAR BRAKEINCLUDES: Bleed brakes	2.0
7	712125	CYLINDER, REAR BRAKE MASTER .. .INCLUDES: Bleed brakes	0.5
8	7121F6	CUP, REAR MASTER CYLINDER OIL .INCLUDES: Bleed brakes	0.2
9	7121C2	HOSE, REAR MASTER CYLINDER OIL CUPINCLUDES: Bleed brakes	0.3
12	7121H0	PISTON SET, REAR BRAKE MASTER .INCLUDES: Bleed brakes	0.5
15	7121G7	DIAPHRAGM, REAR BRAKE MASTER CYLINDER	0.1
31	712130	HOSE, REAR BRAKEINCLUDES: Bleed brakes	0.4

Ref. No.	Part No.	Description	Reqd. QTY						Serial No.	Parts catalogue code
			CB400		CB500					
			XA	X	XA	XA	XA			
			K	K	K	L	M	N		
1	43155-MKP-J00	CLAMPER A, RR. BRAKE.....	1	1	1	1	1	-		
2	43156-MKP-J00	STAY B, RR. BRAKE.....	1	1	1	1	1	1		
3	43310-MKP-J81	HOSE COMP. A, RR. BRAKE.....	1	-	1	1	1	-	----- ED, IN, KO, MA, SI, U	
	43310-MKP-H82	-	-	1	1	1	-	----- CH	
	43310-MKP-HQ1	-	-	-	-	-	1	----- CH	
	43310-MKP-DQ1	-	-	-	-	-	1	----- ED, IN, KO, MA, U	
4	43313-MKP-J01	HOSE COMP. B, RR. BRAKE.....	1	-	1	1	1	-	----- ED, IN, KO, MA, SI, U	
	43313-MKP-H01	-	-	1	-	-	-	----- CH	
	43313-MKP-H02	-	-	-	1	1	-	----- CH	
	43313-MKP-HN1	-	-	-	-	-	1	----- CH	
	43313-MKP-DN1	-	-	-	-	-	1	----- ED, IN, KO, MA, U	
5	43503-MN5-006	CONNECTOR, MASTER CYLINDER (NISSIN)	1	1	1	1	1	1		
6	43504-MB2-006	BOOT COMP.	1	1	1	1	1	1		
7	43510-MKP-D81	CYLINDER SUB ASSY., RR. BRAKE MASTER(NISSIN)	1	1	1	1	1	1		
8	43511-MKP-J01	CUP COMP., OIL.....	1	1	1	1	1	1		
9	43512-MKP-J01	HOSE, RR. MASTER CYLINDER.....	1	1	1	1	1	1		
10	43514-KS6-701	CLAMP, MASTER CYLINDER OIL HOSE	2	2	2	2	2	2		
11	43516-KYJ-901	SCREW, FLAT, 4X60.....	2	2	2	2	2	2		
12	43520-MB2-315	PISTON SET, MASTER CYLINDER (NISSIN)	1	1	1	1	1	1		
13	43530-KV3-701	ROD COMP., PUSH.....	1	1	1	1	1	1		
14	45513-K33-D01	CAP, MASTER CYLINDER.....	1	1	1	1	1	1		
15	45520-GW0-911	DIAPHRAGM.....	1	1	1	1	1	1		



F-15

REAR BRAKE MASTER CYLINDER

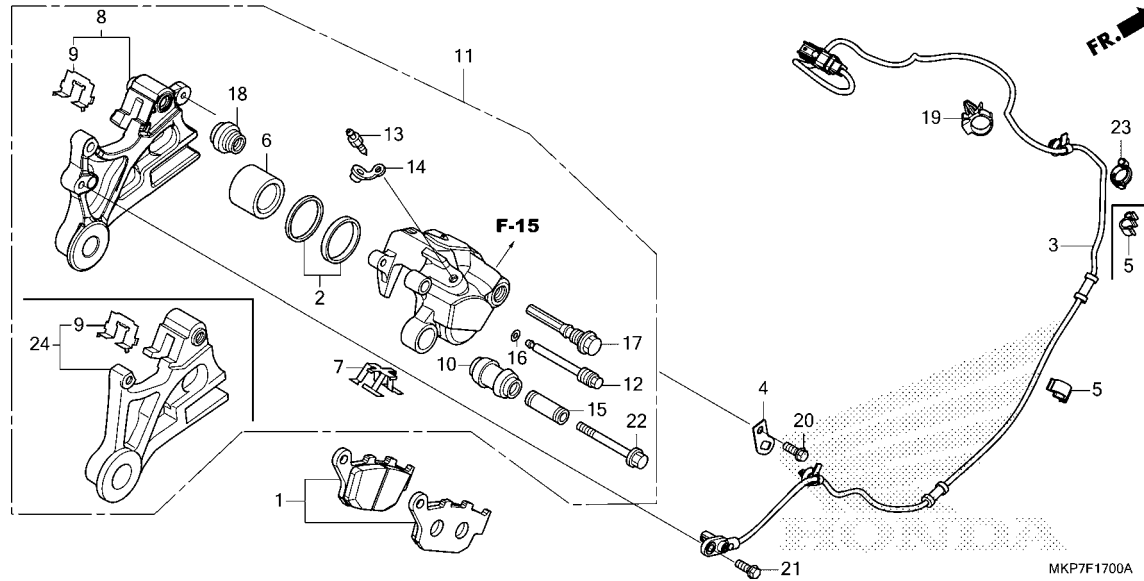


Ref. No.	Part No.	Description	Reqd. QTY							Serial No.	Parts catalogue code
			CB400		CB500						
			XA	X	XA	XA	XA	XA			
			K	K	K	L	M	N			
16	45521-GW0-911	PLATE, DIAPHRAGM.....	1	1	1	1	1	1			
17	46182-MEL-D21	CIRCLIP.....	1	1	1	1	1	1			
18	46504-KV6-702	JOINT, BRAKE ROD.....	1	1	1	1	1	1			
19	50279-MKP-J00	STAY, OIL CUP.....	1	1	1	1	1	1			
20	90013-GHB-600	BOLT, FLANGE, 6X10.....	3	3	3	3	3	3			
21	90013-GHB-610	BOLT, FLANGE, 6X12.....	1	1	1	1	1	1			
22	90145-MS9-612	BOLT, OIL, 10X22(SAGA).....	4	2	4	4	4	4			
23	90508-K21-921	SCREW-WASHER, 4X12.....	1	1	1	1	1	1			
24	90545-300-000	WASHER, OIL BOLT.....	8	4	8	8	8	8			
25	91212-422-006	O-RING, 14.8X2.4.....	1	1	1	1	1	1			
26	94002-08000-0S	NUT, HEX., 8MM.....	1	1	1	1	1	1			
27	94201-20150	PIN, SPLIT, 2.0X15.....	1	1	1	1	1	1			
28	95015-54000	PIN D, JOINT.....	1	1	1	1	1	1			
29	95701-06012-07	BOLT, FLANGE, 6X12.....	1	1	1	1	1	1			
30	96600-06020-00	BOLT, SOCKET, 6X20.....	2	2	2	2	2	2			
31	43310-MKP-J91	HOSE COMP., RR. BRAKE.....	-	1	-	-	-	-			
32	43155-MKP-DN0	CLAMPER A, RR. BRAKE.....	-	-	-	-	-	1			



F-17

REAR BRAKE CALIPER



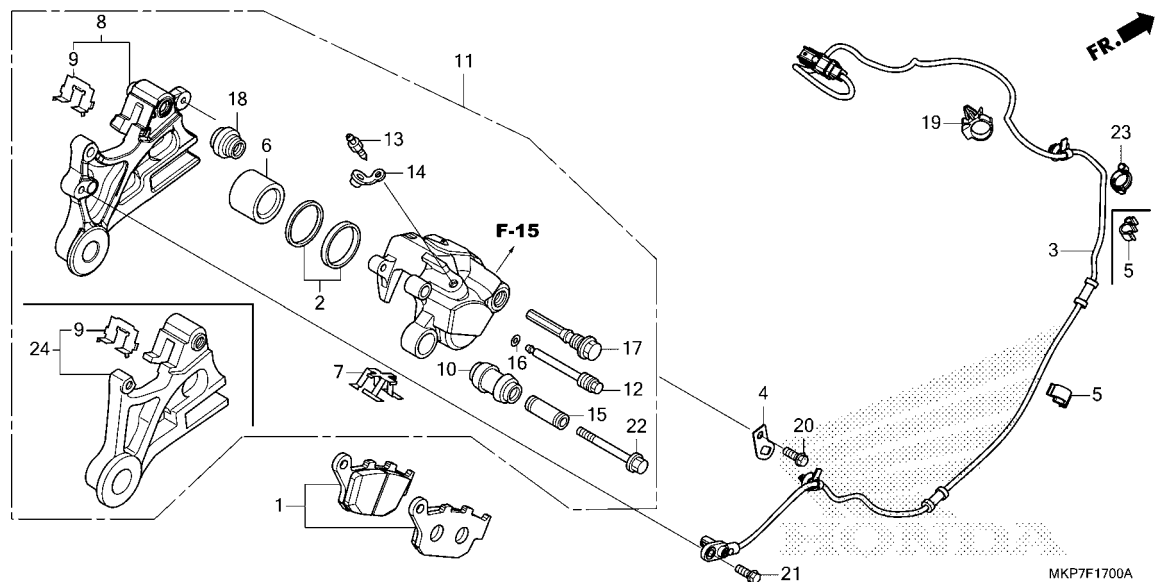
Ref. No.	L.O.N.	(Relative ref. Number) Description	F.R.T.
1	711140	SHOE(PAD) SET, BRAKE :REAR ...	0.1
3	617197	SENSOR, WHEEL SPEED :REAR ...	1.9
6	7111D5	(2) PISTON, REAR BRAKE CALIPER ...	0.5
8	7111C1	(24) BRACKET, REAR CALIPER	0.5
11	711155	CALIPER, REAR BRAKE	0.6
		.INCLUDES: Bleed brakes	

Ref. No.	Part No.	Description	Reqd. QTY						Serial No.	Parts catalogue code
			CB400	X		CB500				
			XA	X	XA	XA	XA	XA		
1	06435-MGZ-J01	PAD SET, RR.....	1	1	-	-	-	-		
			-	-	1	-	-	-	----- K5000001 KO	
			-	-	1	-	-	-	----- K5000010 CH	
			-	-	1	-	-	-	----- K5000417 IN,U	
			-	-	1	-	-	-	----- K5014609 ED	
			-	-	1	-	-	-	----- K5100001 MA	
	06435-MGZ-J02	-	-	1	-	-	-	----- K5000002 KO	
			-	-	1	-	-	-	----- K5000011 CH	
			-	-	1	-	-	-	----- K5000418 IN,U	
			-	-	1	-	-	-	----- K5014610 ED	
	06435-MGZ-J01	-	-	1	-	-	-	----- K5100002 MA	
			-	-	1	-	-	-	----- L5100030 KO	
	06435-MGZ-J02	-	-	1	-	-	-	----- L5100990 CH	
			-	-	1	-	-	-	----- L5100031 KO	
			-	-	1	-	-	-	----- L5100991 CH	
			-	-	-	-	1	1		
2	06451-443-405	SEAL SET, PISTON.....	1	1	1	1	1	1		
3	38510-MKP-J01	SENSOR, RR. WHEEL SPEED.....	1	-	1	1	1	-		
	38510-MKP-DN1	-	-	-	-	-	1		
4	38515-MKP-J00	STAY, CLIP.....	1	-	1	1	1	1		
5	38517-MGE-003	CLAMP, ABS CORD(D12).....	1	-	1	1	1	2		
6	43107-KT7-761	PISTON.....	1	1	1	1	1	1		
7	43108-MBB-006	SPRING, PAD.....	1	1	1	1	1	1		
8	43110-MJW-J11	BRACKET COMP., RR. BRAKE.....	1	-	1	1	1	1		
9	43112-KT7-761	RETAINER.....	1	1	1	1	1	1		
10	43132-KT7-761	BOOT, SLEEVE.....	1	1	1	1	1	1		
11	43150-MJW-J11	CALIPER SUB ASSY., RR.(NISSIN)	1	-	1	1	1	1		



F-17

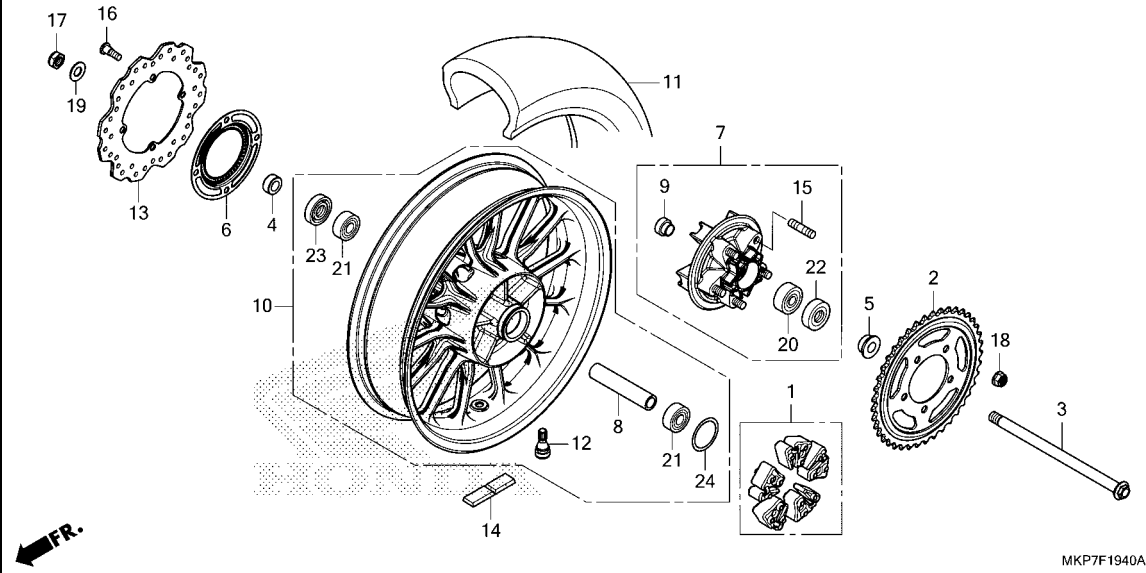
REAR BRAKE CALIPER



Ref. No.	Part No.	Description	Reqd. QTY						Serial No.	Parts catalogue code
			CB400		CB500					
			XA K	X K	XA K	XA L	XA M	XA N		
11)	43150-MGZ-J01	CALIPER SUB ASSY., RR.(NISSIN)	-	1	-	-	-	-		
12	43215-KZ4-J41	PIN, HANGER	1	1	1	1	1	1		
13	43352-568-003	SCREW, BLEEDER(NISSIN)	1	1	1	1	1	1		
14	43353-461-771	CAP, BLEEDER	1	1	1	1	1	1		
15	45111-MA3-006	SLEEVE	1	1	1	1	1	1		
16	45111-MAJ-G41	RING, STOPPER	1	1	1	1	1	1		
17	45131-MN9-006	BOLT, PIN	1	1	1	1	1	1		
18	45133-MA3-006	BOOT B	1	1	1	1	1	1		
19	53781-SE0-952	CLIP, RETURN HOSE	1	-	1	1	1	1		
20	90013-GHB-610	BOLT, FLANGE, 6X12	1	-	1	1	1	1		
21	90116-MKA-D80	BOLT, FLANGE, 6X16	1	-	1	1	1	-		
	90116-MKP-DN0	BOLT, FLANGE, 6X16(SH)	-	-	-	-	-	1		
22	90180-MN8-006	BOLT, FLANGE, 8X49	1	1	1	1	1	1		
23	90690-MCA-003	CLIP, CABLE, 14MM	1	-	1	1	1	-		
24	43110-MGZ-J01	BRACKET COMP., RR. BRAKE	-	1	-	-	-	-		

F-19-40

REAR WHEEL



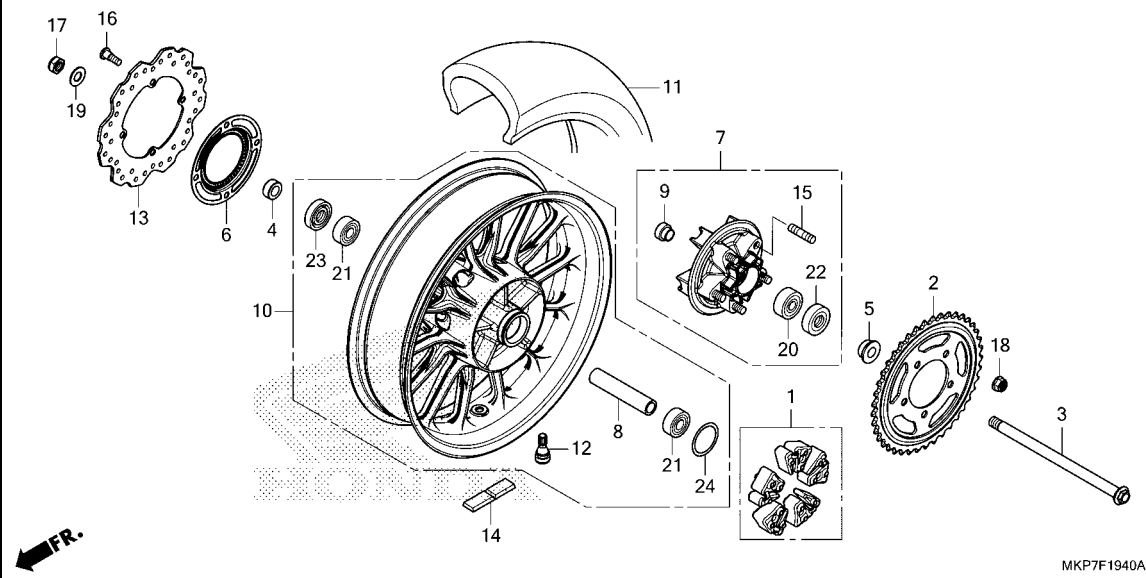
Ref. No.	L.O.N.	(Relative ref. Number) Description	F.R.T.
1		(24)	
2	710157	DAMPER, REAR WHEEL	0.4
3	7101A0	SPROCKET, FINAL DRIVEN	0.5
		(22,23)	
6	710160	AXLE, REAR WHEEL	0.4
7	7101B1	RING, PULSER :REAR	0.5
10	7101A5	FLANGE ASSY., FINAL DRIVEN ..	0.5
11	710118	REAR WHEEL	1.1
		.INCLUDES: Balance	
13	710142	REAR TIRE(ONE)	1.0
		.INCLUDES: Balance	
14	711145	DISC, REAR BRAKE	0.5
20	7101E1	WEIGHT, BALANCE :REAR	0.7
21	7101D1	BEARING, FINAL DRIVEN FLANGE .	0.6
	710133	BEARING, REAR WHEEL(ONE)	0.6
	710133G	.Replace 1 bearing add	0.1

Ref. No.	Part No.	Description	Reqd. QTY						Serial No.	Parts catalogue code
			CB400		CB500					
			XA K	X K	XA K	XA L	XA M	XA N		
1	06410-MGS-D30	DAMPER SET, WHEEL	1	1	1	1	1	1		
2	41201-MKP-K80	SPROCKET, FINAL DRIVEN(45T) ..	1	-	-	-	-	-		
	41201-MKP-J80	SPROCKET, FINAL DRIVEN(41T) ..	-	1	1	1	1	-		
	41201-MKP-DN0	-	-	-	-	-	1		
3	42301-MKP-J00	AXLE, RR. WHEEL	1	1	1	1	1	1		
4	42312-MGZ-J00	COLLAR, RR. BRAKE SIDE	1	1	1	1	1	1		
5	42313-MKP-J80	COLLAR, L. RR. WHEEL SIDE	1	1	1	1	1	1		
6	42515-MGZ-J10	RING, RR. PULSER	1	-	-	-	-	-		
	42515-MKN-D50	-	-	1	1	1	1		
7	42615-K87-A00	FLANGE SUB ASSY., RR. FINAL DRIVEN	1	1	1	1	1	-		
	42615-MKP-DN0	FLANGE SUB ASSY., RR. DRIVEN ..	-	-	-	-	-	1		
8	42620-MKP-J80	COLLAR, RR. AXLE DISTANCE	1	1	1	1	1	1		
9	42625-K87-A00	COLLAR B, RR. AXLE DISTANCE ..	1	1	1	1	1	1		
10	42650-MKP-J80	WHEEL SUB ASSY., RR.	1	-	1	1	1	1		
	42650-MKP-J90	-	1	-	-	-	-		
11	42711-MKP-J81	TIRE, RR.(DUNLOP) (160/60R17 M/C 69H)	1	-	-	-	-	-	----- KK000001	
	42711-MKP-J82	1	-	-	-	-	-	KK000002 -----	
	42711-MKP-J81	-	1	1	-	-	-	----- ED, IN, KO, MA, U	
	42711-MKP-J82	-	-	1	-	-	-	----- CH	
			-	-	-	1	1	1		
12	42753-ML7-004	VALVE, RIM(DUNLOP)	1	-	-	-	-	-		
	42753-GM9-743	VALVE, RIM(IRC)	-	1	1	1	1	1		
13	43251-MGZ-J02	DISK, RR. BRAKE(SUNSTAR)	1	1	1	1	1	-		
	43251-MKP-DN1	DISK, RR. BRAKE	-	-	-	-	-	1		
14	44721-MGH-H21	WEIGHT, BALANCE(10G)	N	N	N	N	N	N		



F-19-40

REAR WHEEL



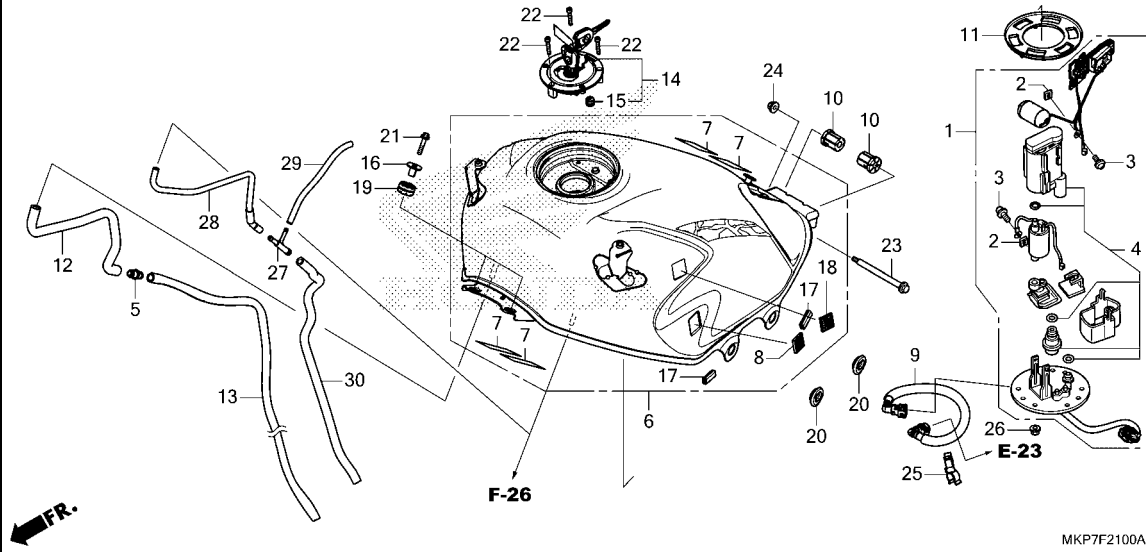
MKP7F1940A

Ref. No.	Part No.	Description	Reqd. QTY						Serial No.	Parts catalogue code
			CB400		CB500					
			XA	X	XA	XA	XA	XA		
			K	K	K	L	M	N		
14)	44722-MGH-H21	WEIGHT, BALANCE(15G).....	N	N	N	N	N	N		
	44723-MGH-H21	WEIGHT, BALANCE(20G).....	N	N	N	N	N	N		
15	90102-MAS-000	BOLT, STUD, 12X25	5	5	5	5	5	5		
16	90105-KGH-900	BOLT, BRAKE DISK, 8X24	4	4	4	4	4	4		
17	90305-GW2-711	NUT, U, 16MM	1	1	1	1	1	1		
18	90306-KGH-901	NUT, U, 12MM(FUJI SEIMITSU) ..	5	5	5	5	5	5		
19	90501-K87-A00	WASHER, PLAIN, 16.4X32X2	1	1	1	1	1	1		
20	91053-MGS-D31	BEARING, RADIAL BALL, 6204UU ..	1	1	1	1	1	-		
	91053-MKP-DN1	-	-	-	-	-	1		
21	91054-MT6-831	BEARING, RADIAL BALL, 6303UU (NSK)	2	2	2	2	2	2		
22	91253-443-761	DUST SEAL, 30X47X8(ARAI)	1	1	1	1	1	1		
23	91253-443-761	DUST SEAL, 30X47X8(ARAI)	1	1	1	1	1	1		
24	91351-MGS-D30	O-RING, 55X2	1	1	1	1	1	1		

3

F-21

FUEL TANK/FUEL PUMP



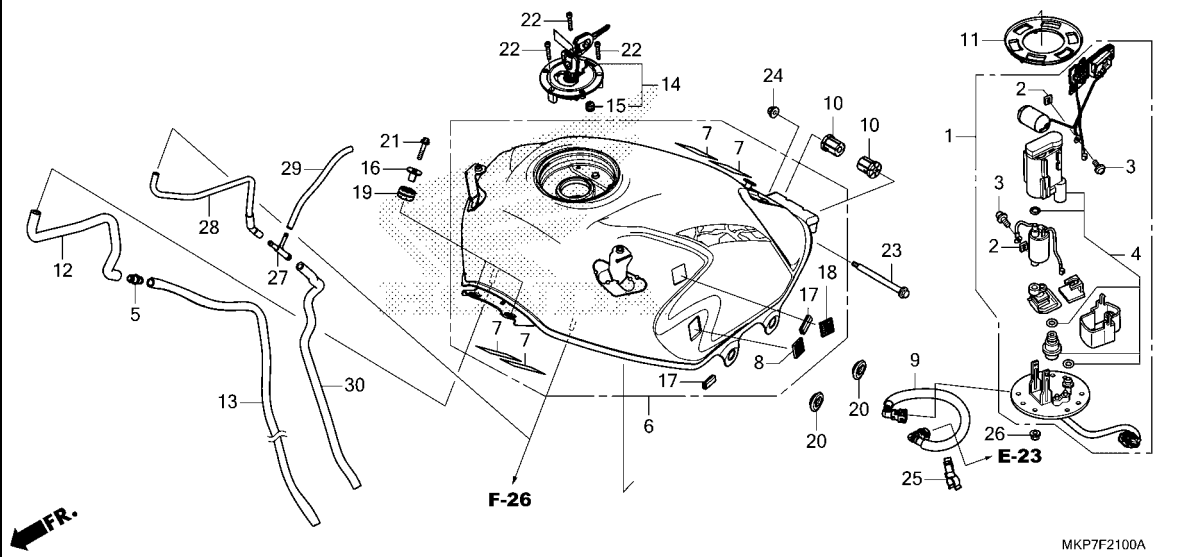
Ref. No.	L.O.N.	(Relative ref. Number) Description	F.R.T.
1	(11)		
1	310120	PUMP ASSY., FUEL	0.9
4	3101C7	FILTER, FUEL	1.0
6	310100	TANK, FUEL	0.8
9	310162	HOSE, FUEL FEED	0.7
14	(15)		
	3101C1	LOCKING FUEL TANK CAP	0.1

Ref. No.	Part No.	Description	Reqd. QTY						Serial No.	Parts catalogue code
			CB400			CB500				
			XA	X	XA	XA	XA	XA		
			K	K	K	L	M	N		
1	16700-MJW-J82	PUMP UNIT, FUEL	1	1	1	1	1	-		
	16700-MJW-J83	-	-	-	-	-	1		
2	16711-MGS-D31	STOPPER	2	2	2	2	2	2		
3	16712-MGS-D31	SCREW, 4X6.6	2	2	2	2	2	2		
4	16730-MJW-J82	FILTER ASSY., FUEL	1	1	1	1	1	-		
	16730-MKT-D01	-	-	-	-	-	1		
5	17359-419-670	JOINT, BREATHER TUBE	1	1	1	1	1	1		
6	17500-MKP-K80ZA	TANK ASSY., FUEL(WL)								
	TYPE2	1	-	-	-	-	-		
	17500-MKP-K80ZB	*TYPE1*	1	-	-	-	-	-		
	17500-MKP-J80ZC	*TYPE1*	-	1	1	1	-	-	-----	CH, ED, IN, KO, MA
	17500-MKP-J80ZB	*TYPE2*	-	1	1	1	-	-	-----	ED, MA
	17500-MKP-J80ZA	*TYPE3*	-	1	1	-	-	-	-----	ED, MA
	17500-MKP-DL0ZB	*TYPE1*	-	-	-	-	1	-	-----	
	17500-MKP-J80ZC	*TYPE1*	-	-	-	-	1	-	-----	
	17500-MKP-J80ZA	*TYPE3*	-	-	-	-	1	-	-----	ED, IN, MA, U
	17500-MKP-DQ0ZB	*TYPE2*	-	-	-	-	-	1	-----	
	17500-MKP-DQ0ZC	*TYPE1*	-	-	-	-	-	1	-----	CH, ED, IN, MA, U
	17500-MKP-DQ0ZA	*TYPE3*	-	-	-	-	-	1	-----	ED, IN, KO, MA, U
7	17528-KCZ-930	TAPE B, TANK GUARD	4	4	4	4	4	4		
8	17540-MJW-J80	FASTENER, DUAL LOCK, 20X20	2	2	2	2	2	2		
9	17570-MJW-J01	HOSE COMP., FUEL FEED	1	1	1	1	1	1		
10	17572-KPP-T00	CUSHION, FUEL TANK RR. PIVOT	2	2	2	2	2	2		
11	17574-MGS-D30	PACKING, BASE	1	1	1	1	1	1		
12	17590-MGZ-J00	TUBE, FUEL TANK DRAIN	1	1	1	1	1	1		
13	17591-MJW-J00	TUBE, FUEL TANK DRAIN	1	1	1	1	1	1		
14	17620-MJE-D02	CAP COMP., FUEL FILLER	1	1	1	1	-	-		



F-21

FUEL TANK/FUEL PUMP

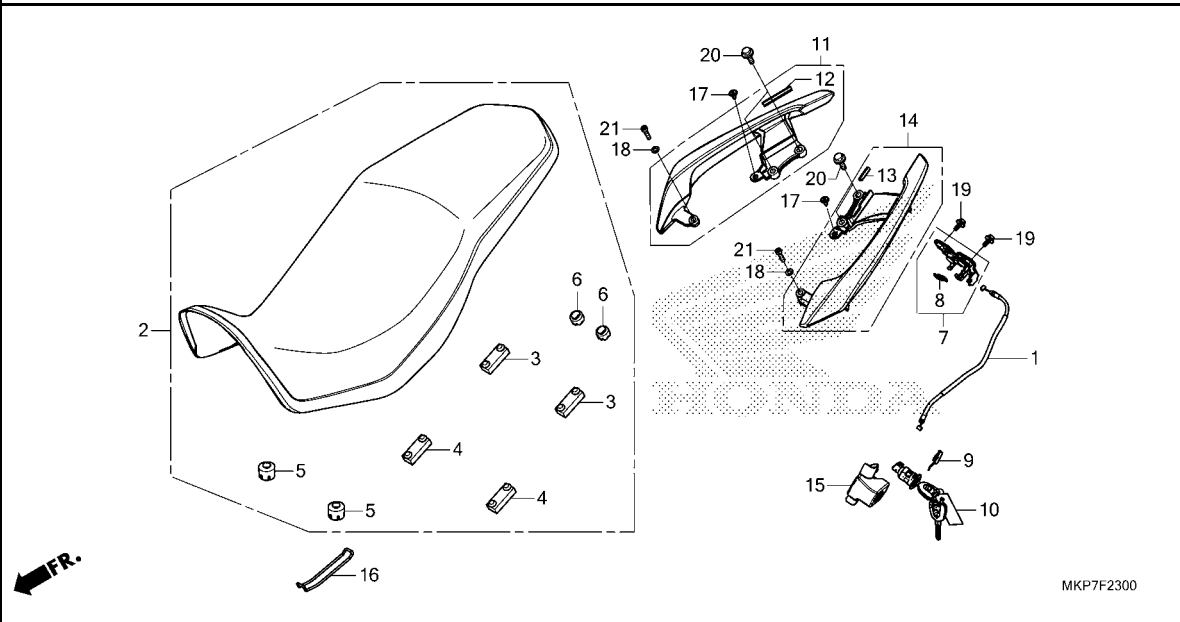


Ref. No.	Part No.	Description	Reqd. QTY						Serial No.	Parts catalogue code
			CB400		CB500					
			XA	X	XA	XA	XA			
			K	K	K	L	M	N		
14)	17620-MJE-D03	CAP COMP., FUEL FILLER.....	-	-	-	-	-	1	1	
15	17621-MGP-D61	SEAL, BREATHER.....	1	1	1	1	-	-	-	
	17621-MGP-D62	-	-	-	-	1	1	-	
16	61102-KTY-D30	COLLAR, RADIATOR MOUNTING....	2	2	2	2	2	2	-	
17	64122-MCZ-000	RUBBER, PROTECTOR.....	4	4	4	4	4	4	-	
18	64243-MEW-920	FASTENER B, DUAL LOCK, 20X20.	2	2	2	2	2	2	-	
19	77208-KW7-900	RUBBER B, SEAT MOUNTING.....	2	2	2	2	2	2	-	
20	83551-300-000	GROMMET, AIR CLEANER CASE....	4	4	4	4	4	4	-	
21	90013-GHB-670	BOLT, FLANGE, 6X25.....	2	2	2	2	2	2	-	
22	90120-MJE-D00	BOLT, SOCKET, 4X25(SUS).....	3	3	3	3	3	3	-	
23	90135-MS2-000	BOLT, TANK HINGE.....	1	1	1	1	1	1	-	
24	90301-KGH-901	NUT, U, 6MM(FUJI SEIMITSU)...	1	1	1	1	1	1	-	
25	91593-MGZ-J01	CLAMP, FUEL HOSE(BLACK).....	1	1	1	1	1	1	-	
26	94050-06000	NUT, FLANGE, 6MM.....	6	6	6	6	6	6	-	
27	16180-GM6-000	JOINT, THREE WAY(FUEL).....	-	1	1	-	1	1	----- IN, MA, U	
28	17418-MGZ-J00	TUBE, FUEL TANK BREATHER.....	-	1	1	-	1	1	----- IN, MA, U	
29	95005-45175-20	TUBE, 4.5X175(95005-45001-20M)	-	1	1	-	1	1	----- IN, MA, U	
30	95005-75640-20	TUBE, 7.3X640.....	-	1	1	-	1	1	----- IN, MA, U	



F-23

SEAT



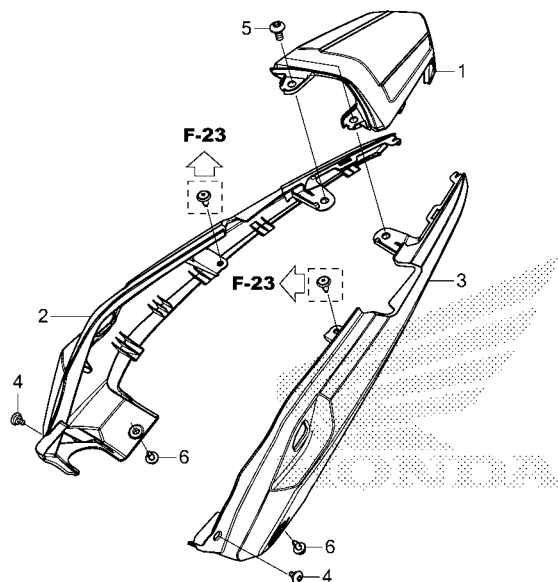
Ref. No.	L.O.N.	(Relative ref. Number) Description	F.R.T.
1	811175	CABLE, SEAT LOCK	0.4
7	4131E8	CATCH, SEAT :REAR SIDE	0.4
10	4131F2	KEY, SEAT LOCK	0.2
11	4131F4	RAIL, GRAB :RIGHT	0.1
14	4131F3	RAIL, GRAB :LEFT	0.1
	4131F5	RAIL, GRAB :BOTH	0.2

Ref. No.	Part No.	Description	Reqd. QTY						Serial No.	Parts catalogue code
			CB400		CB500					
			XA	X	XA	XA	XA			
			K	K	K	L	M			
1	77156-MGZ-J81	CABLE, SEAT LOCK.....	1	1	1	1	1	-		
	77156-MKP-DQ1	-	-	-	-	-	1		
2	77200-MKP-J81	SEAT ASSY., DOUBLE.....	1	1	1	1	1	-		
	77200-MKP-DQ1	-	-	-	-	-	1		
3	77205-286-000	RUBBER B, SEAT SETTING.....	2	2	2	2	2	2		
4	77205-MFE-670	RUBBER, SEAT SETTING.....	2	2	2	2	2	2		
5	77206-MKP-J80	RUBBER, SEAT CUSHION.....	2	2	2	2	2	2		
6	77214-KPH-900	RUBBER B, SEAT SETTING.....	2	2	2	2	2	2		
7	77220-MGZ-J00	LOCK COMP., SEAT.....	1	1	1	1	1	1		
8	77234-GN2-000	SPRING, SEAT LOCK.....	1	1	1	1	1	1		
9	77235-MJE-D00	PLATE, LOCK KEY SETTING.....	1	1	1	1	1	1		
10	77239-MJE-D03	KEY, SEAT LOCK(WAVE).....	1	1	1	1	1	1		
11	77330-MGZ-J80ZE	GRIP, R. RR. *NH303M*								
		MAT AXIS GRAY METALLIC	1	1	1	1	1	1		
12	77331-MGZ-J00	RUBBER, RR. GRIP.....	1	1	1	1	1	1		
13	77331-MGZ-J80	RUBBER, RR. GRIP.....	1	1	1	1	1	1		
14	77340-MGZ-J80ZD	GRIP, L. RR. *NH303M*								
		MAT AXIS GRAY METALLIC	1	1	1	1	1	1		
15	77582-MJW-J80	STAY, SEAT LOCK CABLE.....	1	1	1	1	1	1		
16	83606-KWS-901	BAND, TOOL.....	1	1	1	1	1	1		
17	90683-GR1-003	CLIP, BODY COVER.....	2	2	2	2	2	2		
18	94101-06000	WASHER, PLAIN, 6MM.....	2	2	2	2	2	2		
19	95701-06012-00	BOLT, FLANGE, 6X12.....	2	2	2	2	2	2		
20	95701-08025-00	BOLT, FLANGE, 8X25.....	4	4	4	4	4	4		
21	96600-06025-00	BOLT, SOCKET, 6X25.....	2	2	2	2	2	2		



F-23-10

REAR COWL



MKP7F2310

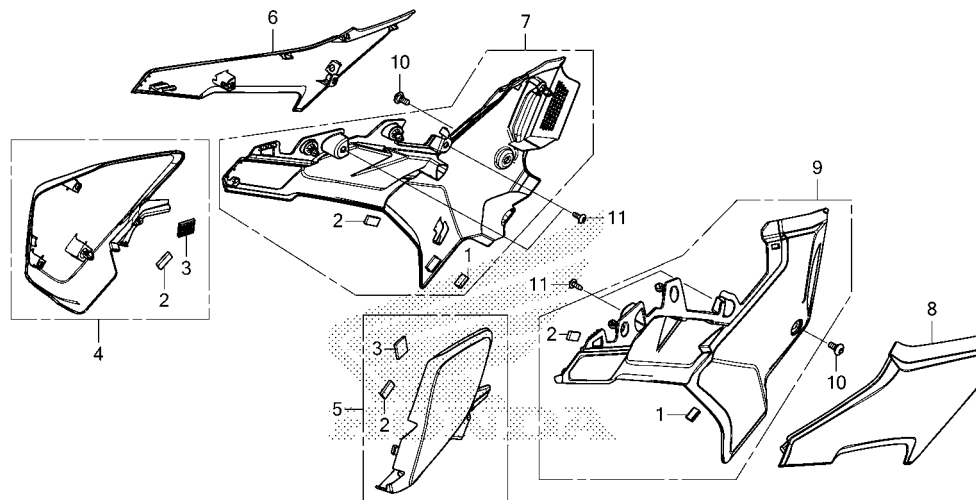
Ref. No.	L.O.N.	(Relative ref. Number) Description	F.R.T.
1	4111K7	COWL, REAR CENTER	0.1
2	4111X7	COWL, REAR :RIGHT	0.2
3	4111X6	COWL, REAR :LEFT	0.2
	4111X8	COWL, REAR :BOTH	0.3

Ref. No.	Part No.	Description	Reqd. QTY						Serial No.	Parts catalogue code
			CB400		CB500					
			XA	X	XA	XA	XA	XA		
1	77231-MGZ-J80	COWL, RR. CENTER.....	K	K	K	L	M	N		
2	77241-MGZ-J80ZD	COWL, R. RR. *NHA86M*	1	1	1	1	1	1		
	77241-MGZ-J80ZA	MAT BALLISTIC BLACK METALLIC *NH436M*	-	-	-	-	-	-		
3	77251-MJW-J80ZD	COWL, L. RR. *NHA86M*	1	1	1	1	1	1		
	77251-MJW-J80ZA	MAT BALLISTIC BLACK METALLIC *NH436M*	-	-	-	-	-	-		
		MAT GUNPOWDER BLACK METALLIC	-	1	1	1	1	1		
4	90114-KPH-700	SCREW, SPECIAL, 5X11.....	2	2	2	2	2	2		
5	90133-KPP-T00	SCREW, PAN, 6X14.....	2	2	2	2	2	2		
6	90683-GR1-003	CLIP, BODY COVER.....	2	2	2	2	2	2		

3

F-24

SIDE COVER



MKP7F2400

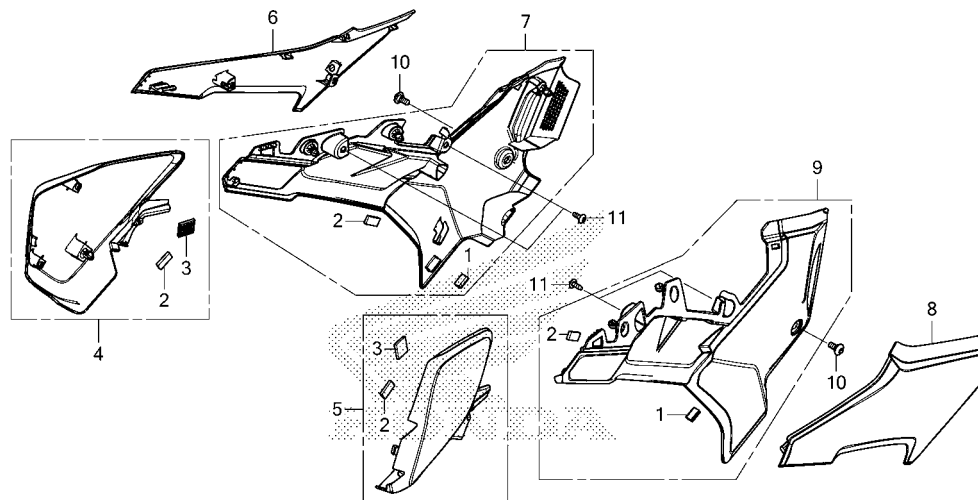
Ref. No.	L.O.N.	(Relative ref. Number) Description	F.R.T.
4	4131HK	COVER, SIDE :RIGHT FRONT	0.2
5	4131HJ	COVER, SIDE :LEFT FRONT	0.2
	4131LS	COVER, SIDE :BOTH FRONT	0.4
6	4111X0	COVER, SIDE(A) :RIGHT	0.1
7	4111H9	COVER, SIDE :RIGHT	0.1
8	4111W9	COVER, SIDE(A) :LEFT	0.1
	4111X1	COVER, SIDE(A) :BOTH	0.2
9	4111H8	COVER, SIDE :LEFT	0.1
	4111J0	COVER, SIDE :BOTH	0.2

Ref. No.	Part No.	Description	Reqd. QTY						Serial No.	Parts catalogue code
			CB400		CB500					
			XA	X	XA	XA	XA			
			K	K	K	L	M	N		
1	17523-MEM-670	TRIM, FUEL TANK.....	2	2	2	2	2	2		
2	50383-KZZ-900	RUBBER, BATTERY(10X20X3).....	4	4	4	4	4	4		
3	64165-MJF-A30	FASTENER B, DUAL LOCK, 20X20	2	2	2	2	2	2		
4	64350-MKP-J80	COVER ASSY., R. FR. SIDE.....	1	1	1	1	1	1		
5	64450-MKP-J80	COVER ASSY., L. FR. SIDE.....	1	1	1	1	1	1		
6	83511-MKP-J80ZC	COVER A, R. SIDE								
		NHB73M								
		MAT ALPHA SILVER METALLIC	1	-	-	-	-	-		
	83511-MKP-J80ZD	*NHB70M*								
		MAT MAJESTIC SILVER METALLIC	1	-	-	-	-	-		
	83511-MKP-J80ZA	*NHB81M*								
		MAT VULCAN SILVER METALLIC	-	1	1	1	1	-		
	83511-MKP-J80ZB	*NHA40M*								
		MAT CRYPTON SILVER METALLIC	-	1	1	1	-	-	----- CH, ED, IN, KO, MA	
	83511-MKP-J80ZH	*NH436M*								
		MAT GUNPOWDER BLACK METALLIC	-	-	-	-	-	1		
7	83520-MKP-J80	COVER ASSY. B, R. SIDE.....	1	1	1	1	1	1		
8	83611-MKP-J80ZC	COVER A, L. SIDE								
		NHB73M								
		MAT ALPHA SILVER METALLIC	1	-	-	-	-	-		
	83611-MKP-J80ZD	*NHB70M*								
		MAT MAJESTIC SILVER METALLIC	1	-	-	-	-	-		
	83611-MKP-J80ZA	*NHB81M*								
		MAT VULCAN SILVER METALLIC	-	1	1	1	1	-		
	83611-MKP-J80ZB	*NHA40M*								
		MAT CRYPTON SILVER METALLIC	-	1	1	1	-	-	----- CH, ED, IN, KO, MA	
			-	-	-	-	1	-		



F-24

SIDE COVER



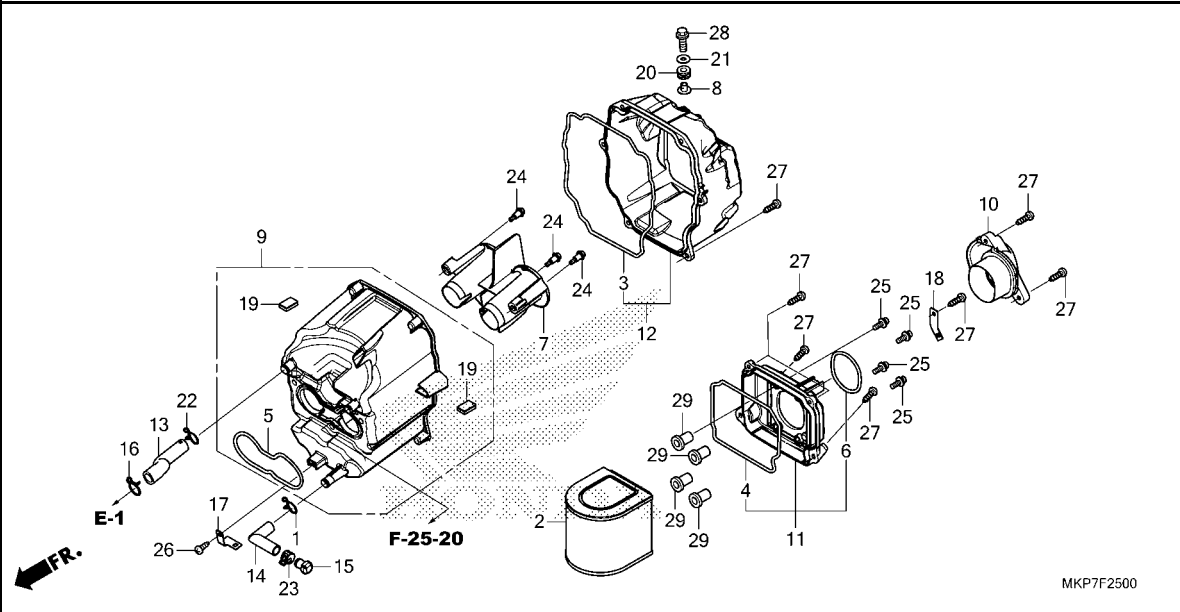
MKP7F2400

Ref. No.	Part No.	Description	Reqd. QTY						Serial No.	Parts catalogue code
			CB400		CB500					
			XA	X	XA	XA	XA	XA		
(8)	83611-MKP-J80ZH	COVER A, L. SIDE *NH436M*	-	-	-	-	-	1		
	9	83620-MKP-J80 MAT GUNPOWDER BLACK METALLIC COVER ASSY. B, L. SIDE.....	1	1	1	1	1	1		
	10	90133-KPP-T00 SCREW, PAN, 6X14.....	2	2	2	2	2	2		
	11	93903-24380 SCREW, TAPPING, 4X12.....	4	4	4	4	4	4		

3

F-25

AIR CLEANER



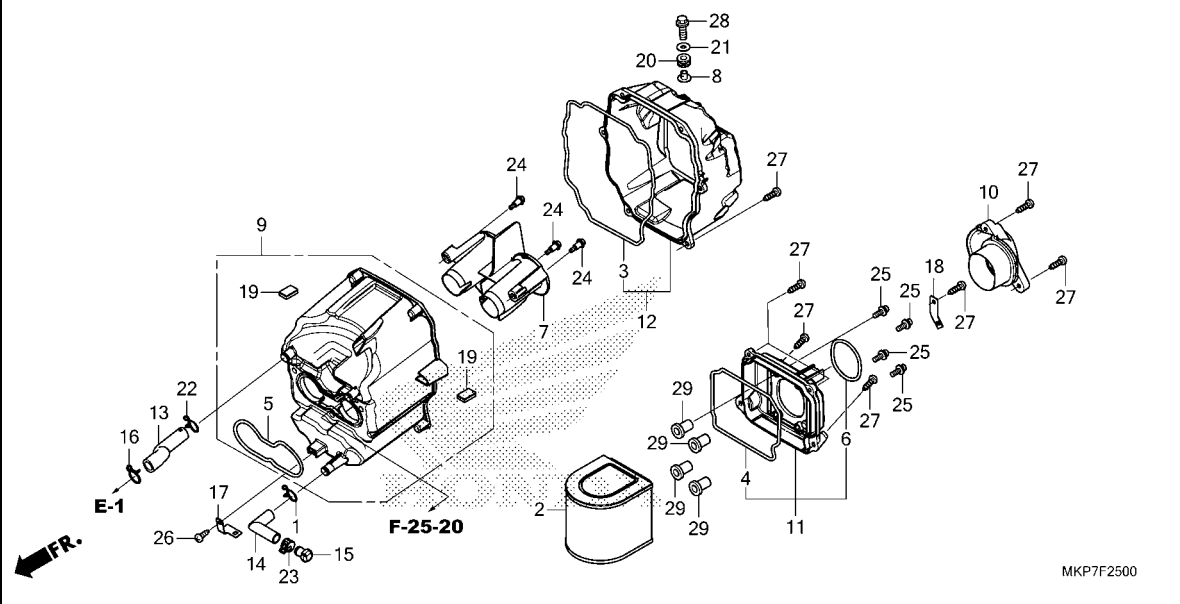
Ref. No.	L.O.N.	(Relative ref. Number) Description	F.R.T.
2		(4) ELEMENT, AIR CLEANER	0.3
7		312127 FUNNEL, AIR	1.2
9		(5) 3121A5 CASE, AIR CLEANER	1.2
10		(6,11) 312125 DUCT, AIR CLEANER	0.4
12		(3) 312102 COVER, AIR CLEANER CASE	1.2

Ref. No.	Part No.	Description	Reqd. QTY						Serial No.	Parts catalogue code
			CB400		CB500					
			XA	X	XA	XA	XA	XA		
1	15771-KV6-000	CLIP, OIL DRAIN TUBE	1	1	1	1	1	1		
2	17211-MKP-J00	ELEMENT, AIR CLEANER	1	1	1	1	1	1		
3	17213-MKP-J00	SEAL, AIR CLEANER	1	1	1	1	1	1		
4	17214-MKP-J00	SEAL, AIR CLEANER LID	1	1	1	1	1	1		
5	17215-MGZ-D00	SEAL, THROTTLE BODY	1	1	1	1	1	1		
6	17216-MKP-J00	SEAL, AIR CLEANER DUCT	1	1	1	1	1	1		
7	17225-MKP-J00	FUNNEL, AIR	1	1	1	1	1	1		
8	17232-KYJ-900	COLLAR, AIR CLEANER MOUNTING	1	1	1	1	1	1		
9	17235-MKP-J00	CASE SUB ASSY., AIR CLEANER	1	1	1	1	1	1		
10	17240-MKP-J00	DUCT, AIR CLEANER	1	1	1	1	1	1		
11	17245-MKP-J00	LID SUB ASSY., AIR CLEANER	1	1	1	1	1	1		
12	17255-MKP-J00	COVER SUB ASSY., AIR CLEANER	1	1	1	1	1	1		
13	17265-MGZ-D00	TUBE, BREATHER	1	1	1	1	1	1		
14	17366-428-670	TUBE A, DRAIN	1	1	1	1	1	1		
15	17370-382-870	PLUG, BREATHER TUBE	1	1	1	1	1	1		
16	17724-102-700	CLIP, SUB TANK HOSE	1	1	1	1	1	1		
17	32150-MGZ-J00	STAY, ENGINE SUB HARNESS	1	1	1	1	1	1		
18	32207-MGZ-J00	STAY, HARNESS	1	1	1	1	1	1		
19	80109-KYJ-900	SPONGE, RUBBER	2	2	2	2	2	2		
20	83545-KCJ-690	RUBBER, SIDE COVER	1	1	1	1	1	1		
21	90538-KSH-900	WASHER, SPECIAL, 6MM	1	1	1	1	1	1		
22	90646-657-000	CLIP, AIR HOSE, 16MM	1	1	1	1	1	1		
23	91406-MS8-000	CLAMP, TUBE(D14.5)	1	1	1	1	1	1		
24	91508-MGP-D00	SCREW, PAN, 5MM	3	3	3	3	3	3		
25	93891-05016-08	SCREW-WASHER, 5X16	4	4	4	4	4	4		



F-25

AIR CLEANER

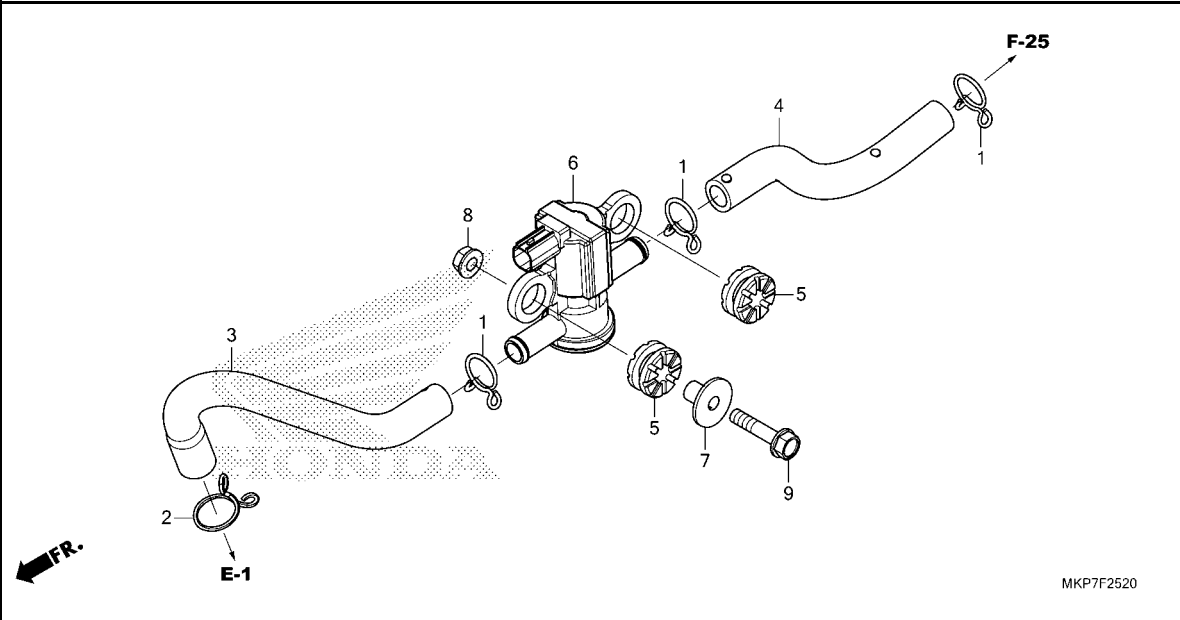


Ref. No.	Part No.	Description	Reqd. QTY						Serial No.	Parts catalogue code
			CB400		CB500					
			XA	X	XA	XA	XA	XA		
26	93901-25320	SCREW, TAPPING, 5X16.....	1	1	1	1	1	1		
27	93903-25480	SCREW, TAPPING, 5X20.....	13	13	13	13	13	13		
28	96001-06020-04	BOLT, FLANGE, 6X20.....	1	1	1	1	1	1		
29	19619-ZM7-300	COLLAR, FAN COVER.....	4	4	4	4	4	4		



F-25-20

AIR INJECTION SOLENOID VALVE



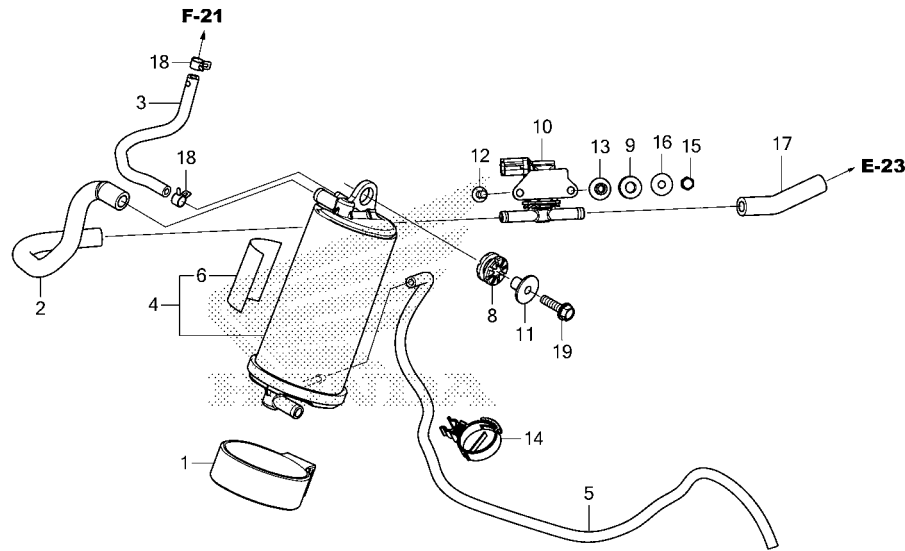
Ref. No.	L.O.N.	(Relative ref. Number) Description	F.R.T.
6	314130	VALVE, SECONDARY AIR CONTROL	0.9

Ref. No.	Part No.	Description	Reqd. QTY						Serial No.	Parts catalogue code
			CB400		CB500					
			XA	X	XA	XA	XA	XA		
			K	K	K	L	M	N		
1	15772-551-000	CLIP, BREATHER TUBE.....	3	3	3	3	3	3		
2	17369-KB4-670	CLIP, BREATHER TUBE.....	1	1	1	1	1	1		
3	18613-MGZ-J00	TUBE, AIR INJECTION SOLENOID	1	1	1	1	1	1		
4	18653-MGZ-D00	TUBE(AISV-AIR CLEANER).....	1	1	1	1	1	1		
5	33115-KVK-900	RUBBER, HEADLIGHT.....	2	2	2	2	2	2		
6	36450-KVK-902	VALVE ASSY., AIR INJECTION SOLENOID	1	1	1	1	1	1		
7	61104-428-730	COLLAR, FR. FENDER(BLACK)....	1	1	1	1	1	1		
8	94050-06080	NUT, FLANGE, 6MM.....	1	1	1	1	1	1		
9	95701-06028-08	BOLT, FLANGE, 6X28.....	1	1	1	1	1	-		
	95701-06028-00	-	-	-	-	-	1		



F-26

CANISTER



Ref. No.	L.O.N.	(Relative ref. Number) Description	F.R.T.
4	3141A4	CANISTER	0.3
10	3141A9	VALVE, PURGE CONTROL	1.1

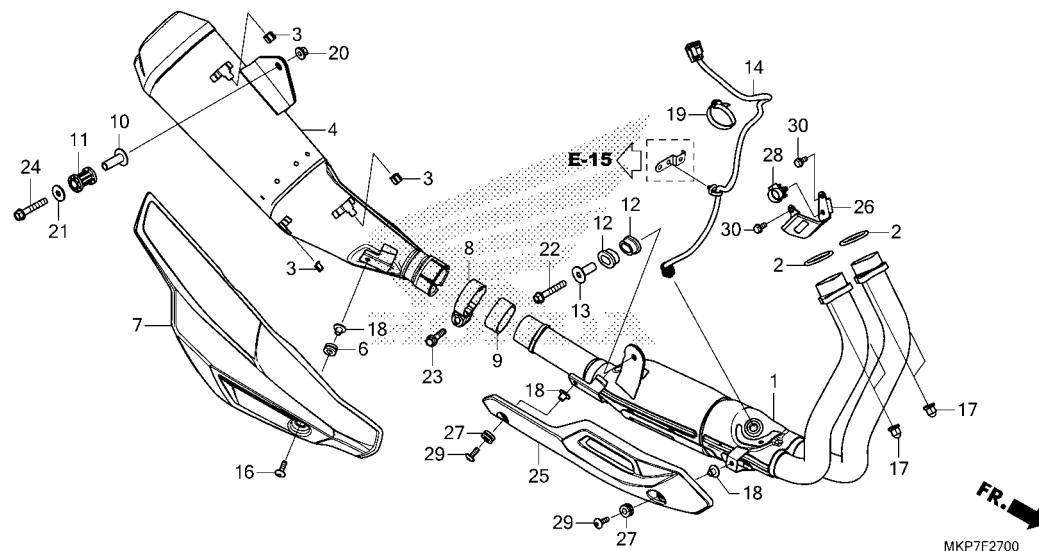
MKP7F2600

Ref. No.	Part No.	Description	Reqd. QTY						Serial No.	Parts catalogue code	
			CB400		CB500						
			XA K	X K	XA K	XA L	XA M	XA N			
1	17411-MGZ-A00	RUBBER, CANISTER MOUNTING	1	-	1	1	1	1	-----	-----	CH, ED, KO, SI
2	17414-MGZ-A00	TUBE(PCV-CANISTER)	1	-	1	1	1	1	-----	-----	CH, ED, KO, SI
3	17418-MGZ-T10	TUBE, CANISTER	1	-	1	1	1	1	-----	-----	CH, ED, KO, SI
4	17420-MJW-J01	CANISTER COMP.	1	-	1	1	1	1	-----	-----	CH, ED, KO, SI
5	17423-MKP-J00	TUBE, CANISTER DRAIN	1	-	1	1	1	1	-----	-----	CH, ED, KO, SI
6	17528-KCZ-930	TAPE B, TANK GUARD	1	-	1	1	1	1	-----	-----	CH, ED, KO, SI
8	33115-KVK-900	RUBBER, HEADLIGHT	1	-	1	1	1	1	-----	-----	CH, ED, KO, SI
9	36037-MGZ-A00	RUBBER, PURGE CONTROL SOLENOID	2	-	2	2	2	2	-----	-----	CH, ED, KO, SI
10	36162-MKA-D81	VALVE, PURGE CONTROL SOLENOID	1	-	1	1	1	1	-----	-----	CH, ED, KO, SI
11	61104-428-010	COLLAR, FR. FENDER(WHITE)	1	-	1	1	1	1	-----	-----	CH, ED, KO, SI
12	90002-KWB-600	BOLT, FLANGE, 5X12	2	-	2	2	2	2	-----	-----	CH, ED, KO, SI
13	90505-MGZ-A00	COLLAR	2	-	2	2	2	2	-----	-----	CH, ED, KO, SI
14	91558-MKP-J01	CLIP, WATER HOSE	1	-	1	1	1	1	-----	-----	CH, ED, KO, SI
15	94021-05000-0S	NUT, CAP, 5MM	2	-	2	2	2	2	-----	-----	CH, ED, KO, SI
16	94103-05800	WASHER, PLAIN, 5MM	2	-	2	2	2	2	-----	-----	CH, ED, KO, SI
17	95001-75080-40	TUBE, FUEL, 7.3X80 (95001-75001-60M)	1	-	1	1	1	1	-----	-----	CH, ED, KO, SI
18	95002-40800-08	CLAMP, TUBE(D8)	2	-	2	2	2	2	-----	-----	CH, ED, KO, SI
19	95701-06022-08	BOLT, FLANGE, 6X22	1	-	1	1	1	1	-----	-----	CH, ED, KO, SI

3

F-27

EXHAUST MUFFLER



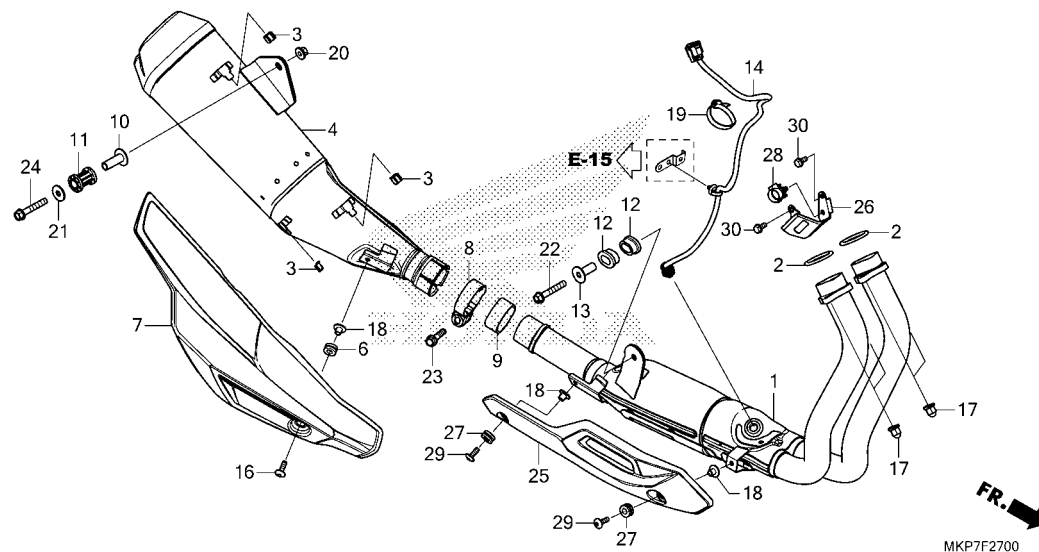
Ref. No.	L.O.N.	(Relative ref. Number) Description	F.R.T.
1	313110	PIPE, EXHAUST	0.5
2	3131B4	GASKET, EXHAUST PIPE	0.5
.NOTE: Same time for two units			
4	313120	MUFFLER	0.2
7	4111X4	COVER, MUFFLER	0.1
9	3131C4	GASKET, MUFFLER	0.1
14	617121	SENSOR, OXYGEN	0.4
25	313125	COVER, EXHAUST PIPE	0.1

Ref. No.	Part No.	Description	Reqd. QTY						Serial No.	Parts catalogue code
			CB400	X			CB500			
			XA	X	XA	XA	XA	XA		
			K	K	K	L	M	N		
1	18150-MKP-J80	PIPE COMP., EX.	1	1	1	1	-	-		
	18150-MKP-DL0	-	-	-	-	1	-	-----	CH, IN, MA, U
	18150-MKP-AQ0	-	-	-	-	1	-	-----	ED, KO
	18150-MKP-DQ0	-	-	-	-	-	1	-----	CH, IN, MA, U
		-	-	-	-	-	-	-----	ED, KO
2	18291-MN4-920	GASKET, EX. PIPE	2	2	2	2	2	2		
3	18293-MN0-000	RUBBER, PROTECTOR	3	3	3	3	3	3		
4	18310-MKP-J80	MUFFLER COMP.	1	1	1	1	1	-	-----	ED, IN, KO, MA, SI, U
	18310-MKP-H80	-	-	1	1	1	-	-----	CH
	18310-MKP-HQ0	-	-	-	-	-	1	-----	CH
	18310-MKP-DQ0	-	-	-	-	-	1	-----	ED, IN, KO, MA, U
6	18320-196-000	RUBBER A, PROTECTOR	1	1	1	1	1	1		
7	18350-MJW-J00	COVER, MUFFLER	1	1	1	1	1	1		
8	18376-413-000	BAND, L. RR. MUFFLER	1	1	1	1	1	1		
9	18391-MJW-J01	PACKING, MUFFLER	1	1	1	1	1	1		
10	18420-MGZ-J00	COLLAR, MUFFLER MOUNTING	1	1	1	1	1	1		
11	18421-MGZ-J00	RUBBER, MUFFLER MOUNTING	1	1	1	1	1	1		
12	18422-MGZ-J00	RUBBER, EX. PIPE MOUNTING	2	2	2	2	2	2		
13	18423-MGZ-J00	COLLAR, EX. PIPE MOUNTING	1	1	1	1	1	1		
14	36533-MKP-D01	SENSOR, AIR FUEL RATIO	1	1	1	1	1	1		
16	90118-MGZ-J00	SCREW, PAN, 6X20	1	1	1	1	1	1		
17	90304-KPH-700	NUT, HEX. CAP, 8MM	4	4	4	4	4	4		
18	90502-KGB-610	COLLAR, HEAD SIDE COVER	3	3	3	3	3	3		
19	90652-KT1-771	BAND, WIRE(BLACK)	1	1	1	1	1	1		
20	94050-08000	NUT, FLANGE, 8MM	1	1	1	1	1	1		
21	94103-08000	WASHER, PLAIN, 8MM	1	1	1	1	1	1		
22	95701-08050-00	BOLT, FLANGE, 8X50	1	1	1	1	1	1		



F-27

EXHAUST MUFFLER



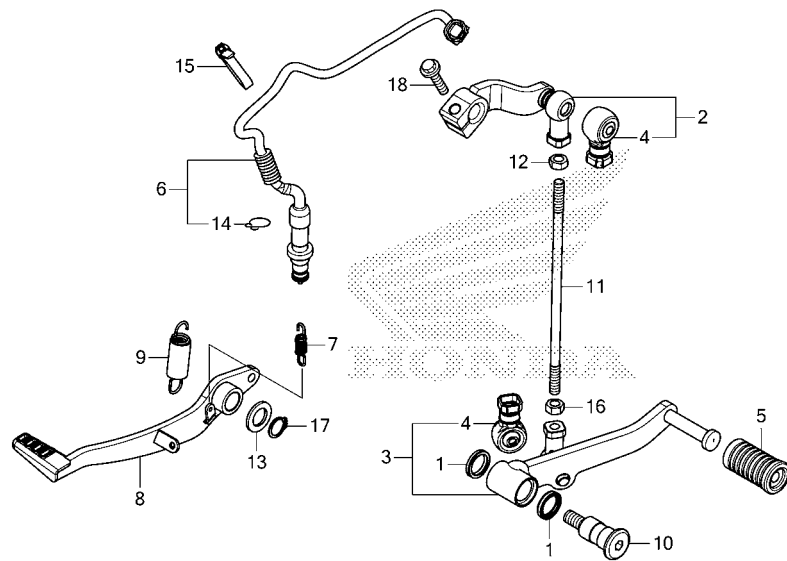
MKP7F2700

Ref. No.	Part No.	Description	Reqd. QTY							Serial No.	Parts catalogue code
			CB400		CB500						
			XA	X	XA	XA	XA	XA			
			K	K	K	L	M	N			
23	96400-08035-04	BOLT, FLANGE, 8X35	1	1	1	1	1	1			
24	96400-08050-00	BOLT, FLANGE, 8X50	1	1	1	1	1	1			
25	18180-MKP-J40ZB	COVER, EX. MANIFOLD									
		NH303M									
		MAT AXIS GRAY METALLIC	1	1	1	1	1	1			
26	18190-MGZ-J40	COVER, SENSOR	1	1	1	1	1	1			
27	18195-MJW-J40	RUBBER, COVER MOUNT	2	2	2	2	2	2			
28	53781-SE0-952	CLIP, RETURN HOSE	1	1	1	1	1	1			
29	90119-MJW-J40	SCREW, PAN, 6X20	2	2	2	2	2	2			
30	95701-06014-07	BOLT, FLANGE, 6X14	2	2	2	2	2	2			

3

F-29

PEDAL



MKP7F2900

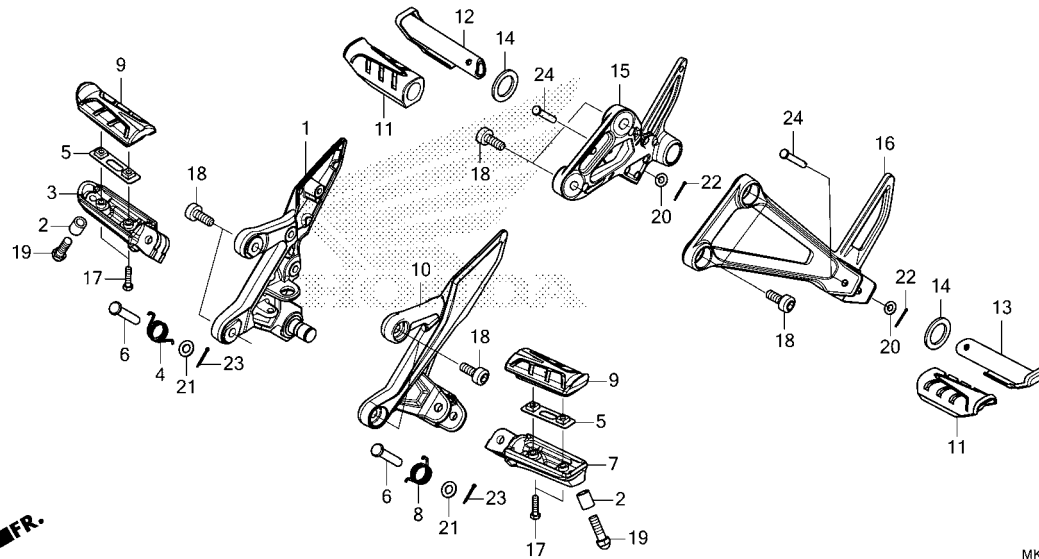
Ref. No.	L.O.N.	(Relative ref. Number) Description	F.R.T.
2	4101A2	ARM, GEAR CHANGE	0.1
3		(1)	
	4101A1	PEDAL, GEAR CHANGE	0.1
6	6151B5	SWITCH, REAR STOP :PEDAL SIDE	0.3
8	810160	PEDAL, REAR BRAKE	0.2
11	5101B5	ROD, CHANGE	0.1

Ref. No.	Part No.	Description	Reqd. QTY						Serial No.	Parts catalogue code
			CB400		CB500					
			XA	X	XA	XA	XA	XA		
			K	K	K	L	M	N		
1	24706-MK3-770	RUBBER, DUST SEAL	2	2	2	2	2	2		
2	24710-MGZ-J00	ARM COMP., GEAR CHANGE	1	1	1	1	1	1		
3	24720-MGZ-J00	PEDAL COMP., GEAR CHANGE	1	1	1	1	1	1		
4	24724-MBW-D21	COVER, DUST	2	2	2	2	2	2		
5	24781-KR3-770	RUBBER, GEAR CHANGE PEDAL	1	1	1	1	1	1		
6	35350-MKP-J01	SWITCH ASSY., RR. STOP	1	1	1	1	1	-		
	35350-MKP-DN1	-	-	-	-	-	1		
7	35357-HP0-A00	SPRING, STOP SWITCH	1	1	1	1	1	1		
8	46500-KYJ-900	PEDAL COMP., RR. BRAKE	1	1	1	1	1	1		
9	46513-KYJ-900	SPRING ASSY., BRAKE PEDAL	1	1	1	1	1	1		
10	90113-MGZ-J00	BOLT, CHANGE PIVOT	1	1	1	1	1	1		
11	90165-MGZ-J00	BOLT, TIE ROD	1	1	1	1	1	1		
12	90301-MGZ-J00	NUT, SPECIAL, 6MM (LEFT HAND THREAD)	1	1	1	1	1	1		
13	90557-230-000	WASHER, 15.2X25	1	1	1	1	1	1		
14	90601-KAF-003	CLIP, SWITCH COVER	1	1	1	1	1	1		
15	90651-KV6-003	BAND, WIRE, 165MM(BLACK)	1	1	1	1	1	1		
16	94001-06070-0S	NUT, HEX., 6MM	1	1	1	1	1	1		
17	94511-15000	CIRCLIP, EXTERNAL, 15MM	1	1	1	1	1	1		
18	95701-06020-07	BOLT, FLANGE, 6X20	1	1	1	1	1	1		



F-30

STEP

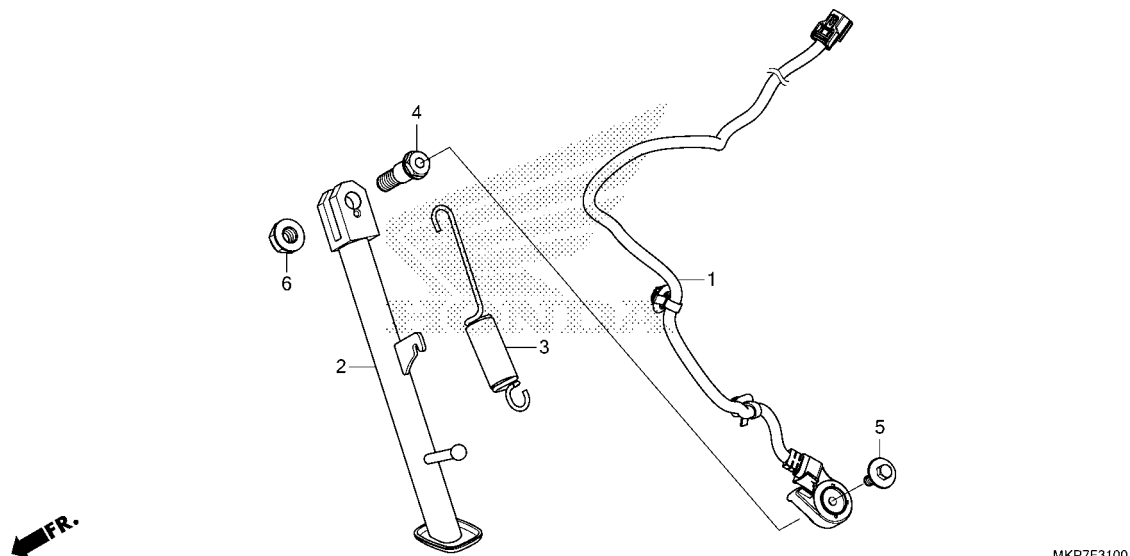


Ref. No.	L.O.N.	(Relative ref. Number) Description	F.R.T.
1	4101N2	HOLDER, STEP :RIGHT	0.6
3	4101C6	BAR, MAIN STEP :RIGHT	0.2
7	4101C5	BAR, MAIN STEP :LEFT	0.2
	4101J1	BAR, MAIN STEP :BOTH	0.3
9	4101D3	RUBBER, STEP :LEFT	0.1
	4101D4	RUBBER, STEP :RIGHT	0.1
	4101L8	RUBBER, STEP :BOTH	0.1
10	4101N1	HOLDER, STEP :LEFT	0.2
	4101N6	HOLDER, STEP :BOTH	0.8
11	4101DX	RUBBER, PILLION STEP :LEFT ..	0.1
	4101DY	RUBBER, PILLION STEP :RIGHT ..	0.1
	4101DZ	RUBBER, PILLION STEP :BOTH ..	0.2
12	4101C8	BAR, PILLION STEP :RIGHT	0.1
13	4101C7	BAR, PILLION STEP :LEFT	0.1
	4101P4	BAR, PILLION STEP :BOTH	0.2
15	4101D0	BRACKET, PILLION STEP :RIGHT ..	0.2
16	4101C9	BRACKET, PILLION STEP :LEFT ..	0.2
	4101K4	BRACKET, PILLION STEP :BOTH ..	0.4

Ref. No.	Part No.	Description	Reqd. QTY							Serial No.	Parts catalogue code
			CB400		CB500						
			XA	X	XA	XA	XA	XA			
			K	K	K	L	M	N			
1	50600-MKP-J00	HOLDER, R. MAIN STEP.....	1	1	1	1	1	1			
2	50611-MKP-J80	COLLAR, 12.7X15.....	2	2	2	2	2	2			
3	50612-MM5-000	ARM, R. STEP.....	1	1	1	1	1	1			
4	50617-445-840	SPRING, R. STEP RETURN.....	1	1	1	1	1	1			
5	50619-MM5-000	PLATE, STEP SETTING.....	2	2	2	2	2	2			
6	50639-ML0-010	PIN, STEP BAR.....	2	2	2	2	2	2			
7	50642-MM5-000	ARM, L. STEP.....	1	1	1	1	1	1			
8	50644-445-840	SPRING, L. STEP RETURN.....	1	1	1	1	1	1			
9	50661-MJE-D00	RUBBER, MAIN STEP.....	2	2	2	2	2	2			
10	50700-MJW-J00	HOLDER, L. MAIN STEP.....	1	1	1	1	1	1			
11	50710-KYJ-900	RUBBER, PILLION STEP.....	2	2	2	2	2	2			
12	50711-KET-600	BAR, R. PILLION STEP.....	1	1	1	1	1	1			
13	50712-KET-600	BAR, L. PILLION STEP.....	1	1	1	1	1	1			
14	50714-KBA-930	PLATE, PILLION STEP SIDE.....	2	2	2	2	2	2			
15	50715-MKP-J80	HOLDER, R. PILLION STEP.....	1	1	1	1	1	1			
16	50725-MGZ-J00	HOLDER, L. PILLION STEP.....	1	1	1	1	1	1			
17	90115-MV9-000	BOLT, MAIN STEP RUBBER SETTING	4	4	4	4	4	4			
18	90116-MGZ-J00	BOLT, SOCKET, 8X22.....	8	8	8	8	8	8			
19	92501-08025-0A	BOLT, CAP, 8X25.....	2	2	2	2	2	2			
20	94101-06000	WASHER, PLAIN, 6MM.....	2	2	2	2	2	2			
21	94102-08000	WASHER, PLAIN, 8MM.....	2	2	2	2	2	2			
22	94201-16150	PIN, SPLIT, 1.6X15.....	2	2	2	2	2	2			
23	94201-20150	PIN, SPLIT, 2.0X15.....	2	2	2	2	2	2			
24	95015-82000	PIN B, PILLION STEP.....	2	2	2	2	2	2			

F-31

SIDE STAND



MKP7F3100

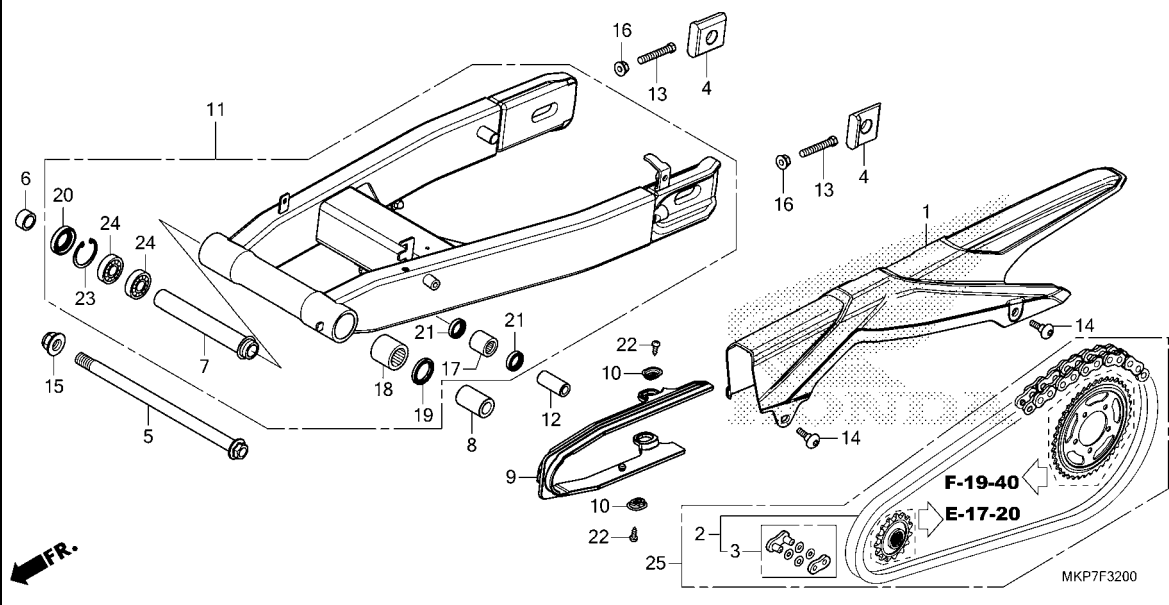
Ref. No.	L.O.N.	(Relative ref. Number) Description	F.R.T.
1	615195	SWITCH, SIDE STAND	0.5
2	410180	BAR, SIDE STAND	0.2
3	410182	SPRING, SIDE STAND	0.1

Ref. No.	Part No.	Description	Reqd. QTY						Serial No.	Parts catalogue code
			CB400		CB500					
			XA	X	XA	XA	XA	XA		
1	35700-MKP-J01	SWITCH ASSY., SIDE STAND.....	1	1	1	1	1	-		
	35700-MKP-DN1	-	-	-	-	-	1		
2	50530-MKP-K80	BAR COMP., SIDE STAND.....	1	-	-	-	-	-		
	50530-MKP-J80	-	1	1	1	1	-		
	50530-MKP-DQ0	-	-	-	-	-	1		
3	50542-MV4-000	SPRING ASSY., SIDE STAND.....	1	1	1	1	1	1		
4	90108-MR5-000	BOLT, SIDE STAND PIVOT.....	1	1	1	1	1	-		
	90108-MKP-DQ0	-	-	-	-	-	1		
5	90132-KYJ-960	BOLT, SPECIAL, 6X16.....	1	1	1	1	1	1		
6	90304-KGH-901	NUT, U, 10MM(FUJI SEIMITSU) ..	1	1	1	1	1	1		



F-32

SWINGARM(CB400XA,CB500X,CB500XAK/L/M)



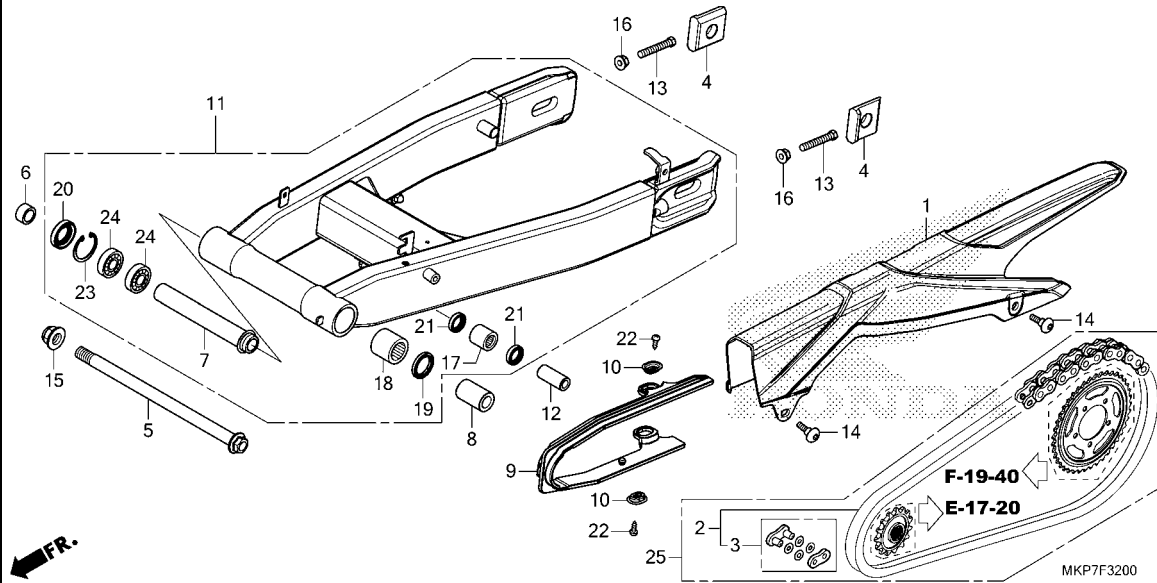
Ref. No.	L.O.N.	(Relative ref. Number) Description	F.R.T.
1	410195	CASE, DRIVE CHAIN	0.1
2	213165	CHAIN, DRIVE	0.5
9	4101E5	SLIDER, CHAIN	0.3
11	5121B0	SWINGARM ASSEMBLY	0.8
17	5121G9	BEARING, REAR CUSHION LINK PLATE	0.9
18	5121C8	BEARING, SWINGARM PIVOT :LEFT	1.1
24	5121C9	BEARING, SWINGARM PIVOT :RIGHT	0.9
		.NOTE: Same time for two units	
	5121D0	BEARING, SWINGARM PIVOT :BOTH	1.1
25	2131G4	CHAIN KIT, DRIVE	1.0

Ref. No.	Part No.	Description	Reqd. QTY						Serial No.	Parts catalogue code
			CB400 XA K	X K	XA K	CB500 XA L	XA M	XA N		
1	40510-MJW-J00	CASE, DRIVE CHAIN	1	1	1	1	1	-		
2	40540-K87-A02	CHAIN, DRIVE(RK) (RK520KL02-120LJFZ)	1	-	-	-	-	-		
	40540-MGS-D31	CHAIN, DRIVE(DAIDO) (DID520V0-120ZB)	1	-	-	-	-	-		
	40540-K87-A02	CHAIN, DRIVE(RK) (RK520KL02-120LJFZ)	1	-	-	-	-	-		
	40540-KYJ-902	CHAIN, DRIVE(DAIDO) (DID520VF-120ZB)	-	1	1	1	1	-		
3	40531-K87-A01	JOINT, DRIVE CHAIN(RK)	1	1	1	1	1	-		
	40545-MGS-D31	JOINT, DRIVE CHAIN(DAIDO)	1	-	-	-	-	-		
	40545-KYJ-902	JOINT, DRIVE CHAIN(DAIDO)	-	1	1	1	1	-		
4	42305-MKP-J00	COLLAR, RR. AXLE	2	2	2	2	2	-		
5	52101-MGZ-J00	BOLT, SWINGARM PIVOT	1	1	1	1	1	-		
6	52105-MJ0-000	COLLAR B, RR. FORK PIVOT	1	1	1	1	1	-		
7	52141-MGZ-J00	COLLAR, CENTER PIVOT DISTANCE	1	1	1	1	1	-		
8	52143-MGZ-J00	COLLAR, L. PIVOT DISTANCE	1	1	1	1	1	-		
9	52170-MKP-J00	SLIDER, CHAIN	1	1	1	1	1	-		
10	52171-KR6-000	WASHER, CHAIN SLIDER	2	2	2	2	2	-		
11	52200-MKP-J00	SWINGARM SUB ASSY., RR.	1	1	1	1	1	-		
12	52463-MGZ-J00	COLLAR, CUSHION CONNECTING ROD	1	1	1	1	1	-		
13	90106-MCF-D00	BOLT, HEX., 8X50	2	2	2	2	2	-		
14	90115-MGZ-J00	SCREW, SPECIAL, 6X14	2	2	2	2	2	-		



F-32

SWINGARM(CB400XA, CB500X, CB500XAK/L/M)

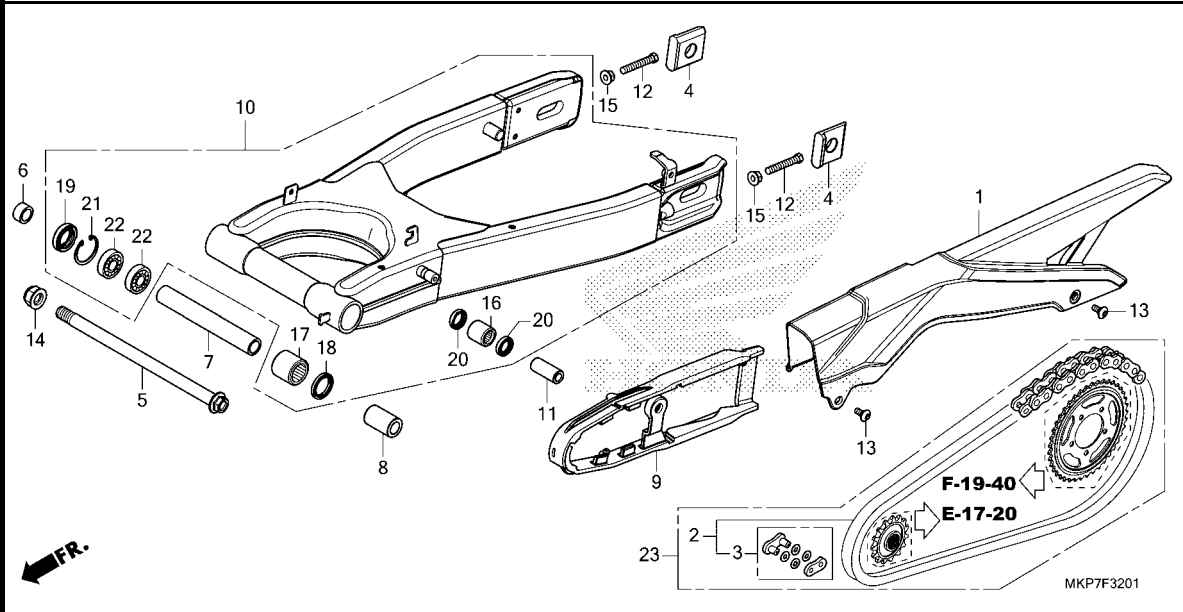


Ref. No.	Part No.	Description	Reqd. QTY						Serial No.	Parts catalogue code
			CB400		CB500					
			XA	X	XA	XA	XA	XA		
			K	K	K	L	M	N		
15	90305-GE8-003	NUT, U, 14MM.....	1	-	-	-	-	-		
	90305-KCJ-951	NUT, U, 14MM(FUJI SEIMITSU)...	-	1	1	1	1	-		
16	90309-357-000	NUT, HEX., 8MM.....	2	2	2	2	2	-		
17	91071-KV3-005	BEARING, NEEDLE(KOYO).....	1	1	1	1	1	-		
18	91071-MT7-003	BEARING, NEEDLE(NTN).....	1	1	1	1	1	-		
19	91202-MAL-601	DUST SEAL, 25X33X4.....	1	1	1	1	1	-		
20	91213-MB2-006	DUST SEAL, 22X35X7(NOK).....	1	1	1	1	1	-		
21	91262-KV3-831	DUST SEAL, 17X24X5(ARAI).....	2	2	2	2	2	-		
22	93901-25280	SCREW, TAPPING, 5X12.....	2	2	2	2	2	-		
23	94520-35000	CIRCLIP, INTERNAL, 35MM.....	1	1	1	1	1	-		
24	96100-62020-10	BEARING, RADIAL BALL, 6202...	2	2	2	2	2	-		
25	06406-MKP-D80	CHAIN KIT, DRIVE(520-15&41T)· (STANDARD LINK 112L)	-	-	1	-	1	-	----- ED	



F-32-1

SWINGARM(CB500XAN)



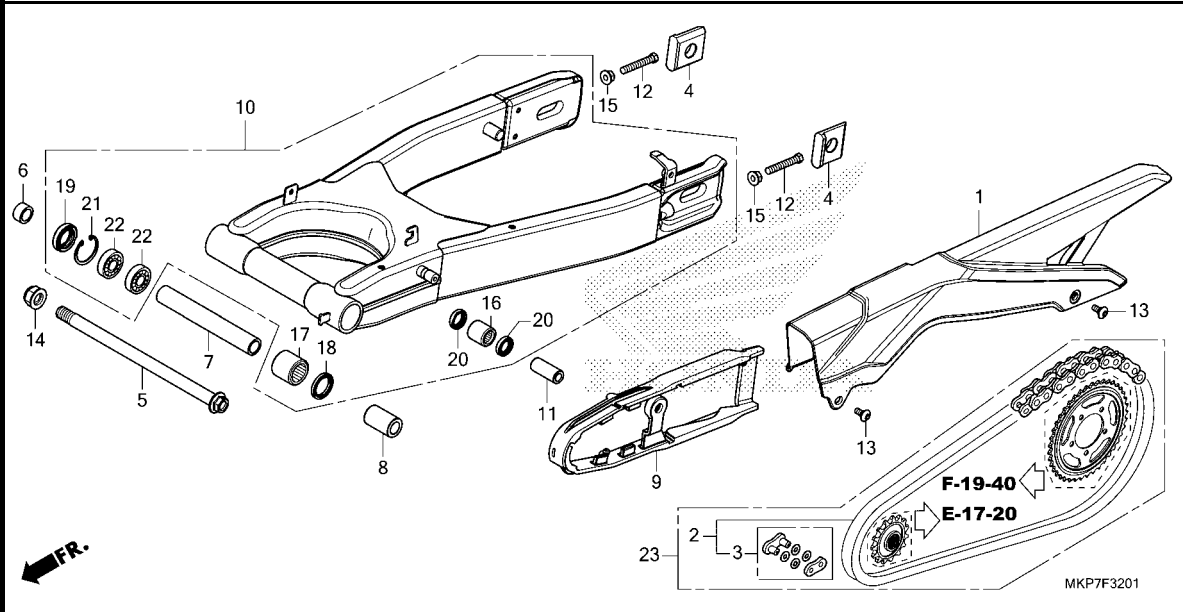
Ref. No.	L.O.N.	(Relative ref. Number) Description	F.R.T.
1	410195	CASE, DRIVE CHAIN	0.1
2	213165	CHAIN, DRIVE	0.5
9	4101E5	SLIDER, CHAIN	0.3
10	5121B0	SWINGARM ASSEMBLY	0.8
16	5121G9	BEARING, REAR CUSHION LINK PLATE	0.9
17	5121C8	BEARING, SWINGARM PIVOT :LEFT	1.1
22	5121C9	BEARING, SWINGARM PIVOT :RIGHT	0.9
		.NOTE: Same time for two units	
	5121D0	BEARING, SWINGARM PIVOT :BOTH	1.1
23	2131G4	CHAIN KIT, DRIVE	1.0

Ref. No.	Part No.	Description	Reqd. QTY					Serial No.	Parts catalogue code
			CB400	CB500					
			XA	X	XA	XA	XA		
			K	K	K	L	M	N	
1	40510-MKP-DN0	CASE, DRIVE CHAIN	-	-	-	-	-	1	
2	40540-KYJ-902	CHAIN, DRIVE(DAIDO) (DID520VF-120ZB)	-	-	-	-	-	1	
	40540-MKP-DN2	CHAIN, DRIVE(RK) (STANDARD LINK 112L) (RK520MOZX-120LJFZ)	-	-	-	-	-	1	
3	40545-KYJ-902	JOINT, DRIVE CHAIN(DAIDO)....	-	-	-	-	-	1	
	40545-MKP-DN2	JOINT, DRIVE CHAIN(RK)	-	-	-	-	-	1	
4	42305-MKP-J00	COLLAR, RR. AXLE	-	-	-	-	-	2	
5	52101-MKP-DN0	BOLT, SWINGARM PIVOT	-	-	-	-	-	1	
6	52105-MJ0-000	COLLAR B, RR. FORK PIVOT	-	-	-	-	-	1	
7	52141-MKP-DN0	COLLAR, CENTER PIVOT DISTANCE	-	-	-	-	-	1	
8	52143-MGZ-J00	COLLAR, L. PIVOT DISTANCE	-	-	-	-	-	1	
9	52170-MKP-DN0	SLIDER, CHAIN	-	-	-	-	-	1	
10	52200-MKP-DN0	SWINGARM SUB ASSY., RR.	-	-	-	-	-	1	
11	52463-MGZ-J00	COLLAR, CUSHION CONNECTING ROD	-	-	-	-	-	1	
12	90106-MCF-D00	BOLT, HEX., 8X50	-	-	-	-	-	2	
13	90127-MKN-D50	SCREW, SPECIAL, 6X14	-	-	-	-	-	2	
14	90305-KCJ-951	NUT, U, 14MM(FUJI SEIMITSU) ..	-	-	-	-	-	1	
15	90309-357-000	NUT, HEX., 8MM	-	-	-	-	-	2	
16	91071-KV3-005	BEARING, NEEDLE(KOYO)	-	-	-	-	-	1	
17	91071-MT7-003	BEARING, NEEDLE(NTN)	-	-	-	-	-	1	
18	91202-MAL-601	DUST SEAL, 25X33X4	-	-	-	-	-	1	
19	91213-MB2-006	DUST SEAL, 22X35X7(NOK)	-	-	-	-	-	1	
20	91262-KV3-831	DUST SEAL, 17X24X5(ARAI)	-	-	-	-	-	2	



F-32-1

SWINGARM(CB500XAN)

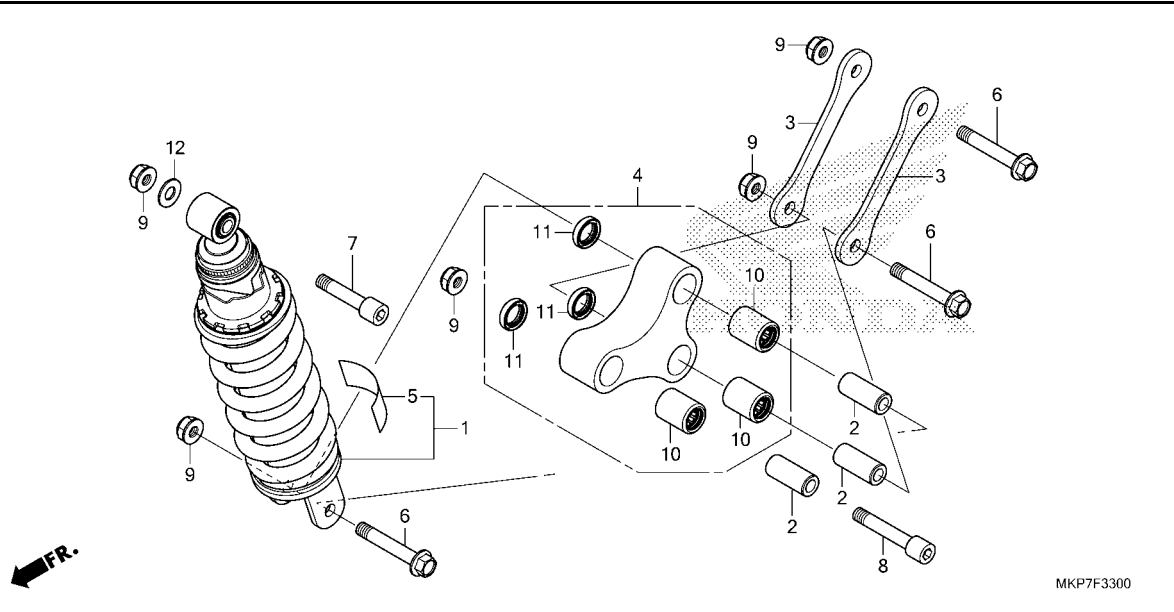


Ref. No.	Part No.	Description	Reqd. QTY						Serial No.	Parts catalogue code
			CB400		CB500					
			XA	X	XA	XA	XA	XA		
21	94520-35000	CIRCLIP, INTERNAL, 35MM.....	-	-	-	-	-	-	1	
22	96100-62020-10	BEARING, RADIAL BALL, 6202...	-	-	-	-	-	-	2	
23	06406-MKP-DN0	CHAIN KIT, DRIVE(520-15&41T)· (STANDARD LINK 112L)	-	-	-	-	-	1	----- ED	



F-33

REAR CUSHION



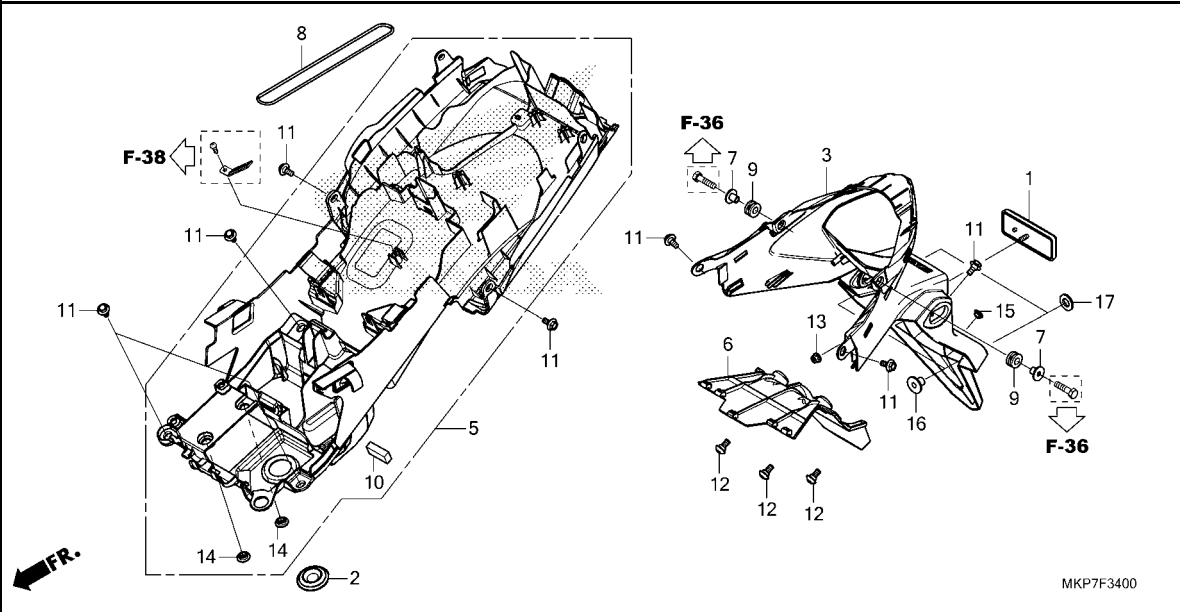
Ref. No.	L.O.N.	(Relative ref. Number) Description	F.R.T.
1	512115	CUSHION ASSY., REAR	0.7
3	5121C4	PLATE, REAR CUSHION LINK	0.3
.NOTE: Same time for two units			
4	512140	ARM, CUSHION	0.4
10	512146	BEARING, CUSHION ARM	0.6
	512146A	.Replace 1 bearing add	0.1

Ref. No.	Part No.	Description	Reqd. QTY						Serial No.	Parts catalogue code
			CB400			CB500				
			XA	X	XA	XA	XA	XA		
1	52400-MKP-S81	CUSHION ASSY., RR.	1	-	-	-	-	-		
	52400-MKP-A81	-	1	1	-	1	-	-----	MA
	52400-MKP-H81	-	-	1	1	1	-	-----	CH
	52400-MKP-G81	-	-	1	1	1	-	-----	KO
	52400-MKP-D81	-	-	1	-	1	-	-----	ED,U
	52400-MKP-307	-	-	1	-	1	-	-----	IN
	52400-MKP-HQ1	-	-	-	-	-	1	-----	CH
	52400-MKP-DQ1	-	-	-	-	-	1	-----	ED,U
	52400-MKP-309	-	-	-	-	-	1	-----	IN
	52400-MKP-GQ1	-	-	-	-	-	1	-----	KO
	52400-MKP-AQ1	-	-	-	-	-	1	-----	MA
2	52463-MGZ-J00	COLLAR, CUSHION CONNECTING ROD	3	3	3	3	3	3		
3	52471-MKP-J00	PLATE, CUSHION CONNECTING ROD	2	2	2	2	2	2		
4	52465-MKP-J00	ARM SUB ASSY., CUSHION	1	1	1	1	1	1		
5	87516-MBL-610	LABEL, RR. DAMPER	1	1	1	-	1	1	-----	MA,SI
	87516-MJF-H10	LABEL, RR. DAMPER(CHINESE) ..	-	-	1	1	1	1	-----	CH
	87516-KFK-750	LABEL, RR. DAMPER(KOREAN)	-	-	1	1	1	1	-----	KO
	87516-MCA-G60	LABEL, RR. DAMPER(PICTOGRAPH) ..	-	-	1	-	1	1	-----	ED,U
	87516-KZZ-L40	LABEL, RR. DAMPER(INDONESIAN)	-	-	1	-	1	1	-----	IN
6	90121-MGZ-J00	BOLT, FLANGE, 10X62	3	3	3	3	3	3		
7	90122-MGZ-J00	BOLT, SOCKET, 10X48	1	1	1	1	1	1		
8	90123-MGZ-J00	BOLT, SOCKET, 10X58	1	1	1	1	1	1		
9	90304-GE8-003	NUT, U, 10MM(FUSE RASHI)	5	-	-	-	-	-		
	90304-KGH-901	NUT, U, 10MM(FUJI SEIMITSU) ..	-	5	5	5	5	5		
10	91052-MGS-D31	BEARING, NEEDLE, 17X24X30	3	3	3	3	3	3		
11	91262-KV3-831	DUST SEAL, 17X24X5(ARAI)	3	3	3	3	3	3		
12	94101-10800	WASHER, PLAIN, 10MM	1	1	1	1	1	1		

3

F-34

REAR FENDER



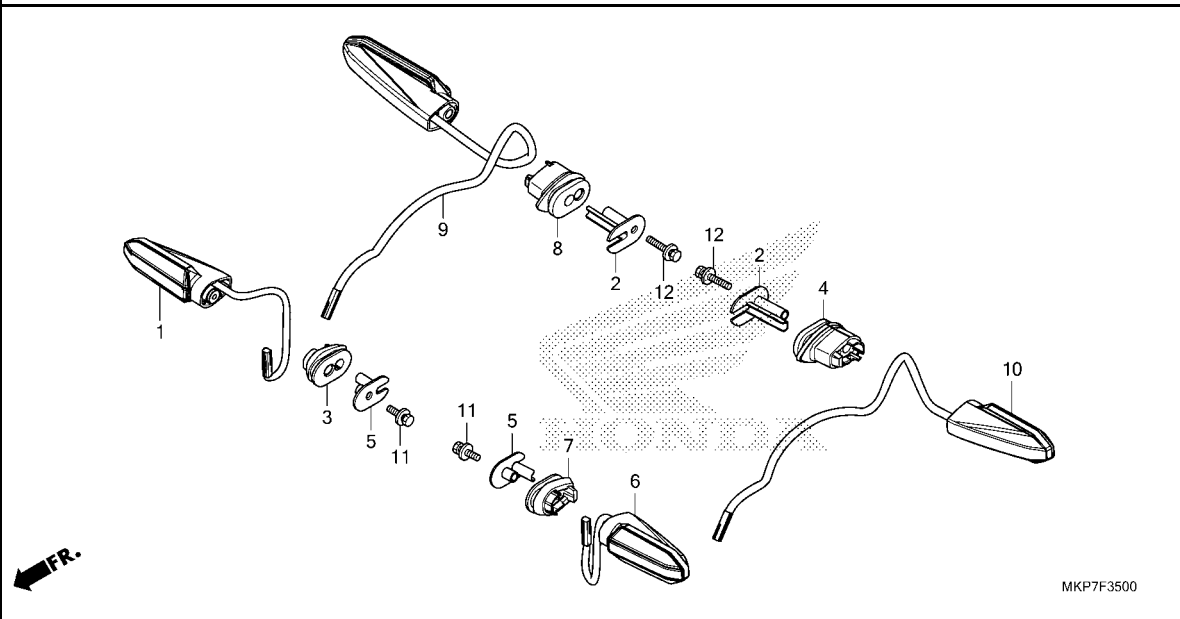
Ref. No.	L.O.N.	(Relative ref. Number) Description	F.R.T.
3	413105	FENDER A, REAR	0.6
5	413110	FENDER B, REAR	1.8
6	413124	COVER, REAR UNDER	0.1

Ref. No.	Part No.	Description	Reqd. QTY						Serial No.	Parts catalogue code
			CB400		CB500					
			XA	X	XA	XA	XA			
			K	K	K	L	M	N		
1	33741-KPL-902	REFLECTOR, REFLEX(FIEM)	1	1	1	1	1	1	----- ED,IN,KO,MA,SI,U	
	33742-KVJ-911	REFLECTOR, RR. REFLEX	-	-	1	-	-	-	----- CH	
	33742-KVJ-912	-	-	-	1	1	1	----- CH	
	33741-KWN-901	REFLECTOR, REFLEX(STANLEY)	-	-	-	-	-	1	----- KO	
2	64285-MKP-J00	GROMMET, INNER PANEL	1	1	1	1	1	1		
3	80100-MGZ-J01ZA	FENDER SET A, RR.(WL)								
	TYPE1	1	-	1	-	1	1	----- IN,SI	
	80100-MGZ-D01ZA	*TYPE1*	-	1	1	1	1	1	----- ED,KO,MA,U	
	80100-MJV-H01ZA	*TYPE1*	-	-	1	1	1	1	----- CH	
5	80104-MKP-J80	FENDER ASSY. B, RR.	1	1	1	1	1	1		
6	80106-MGZ-J00	COVER, RR. FENDER	1	1	1	1	1	1		
7	80113-MGZ-J00	COLLAR, TAILLIGHT	2	2	2	2	2	2		
8	80123-KPP-900	BAND, TOOL	1	1	1	1	1	1		
9	83545-KCJ-690	RUBBER, SIDE COVER	2	2	2	2	2	2		
10	83705-MT3-300	RUBBER, SIDE COVER SPONGE	1	1	1	1	1	1		
11	90111-187-000	BOLT, FLANGE, 6MM	8	8	8	8	8	-		
	90111-MKP-DN0	-	-	-	-	-	8		
12	90115-MGZ-J00	SCREW, SPECIAL, 6X14	3	3	3	3	3	-		
	90127-MKN-D50	-	-	-	-	-	3		
13	90301-KWN-901	NUT, U, 5MM	1	1	1	1	1	1		
14	90503-MJE-D40	COLLAR, MOUNTING	2	2	2	2	2	2		
15	90852-KPP-T00	PLUG, HOLE	1	-	1	-	1	1	----- IN,SI	
16	44125-MN5-000	COLLAR, FR. WHEEL COVER	2	-	-	-	-	-		
	(FOR RR.)								
17	94103-06800	WASHER, PLAIN, 6MM	2	-	-	-	-	-		



F-35

WINKER



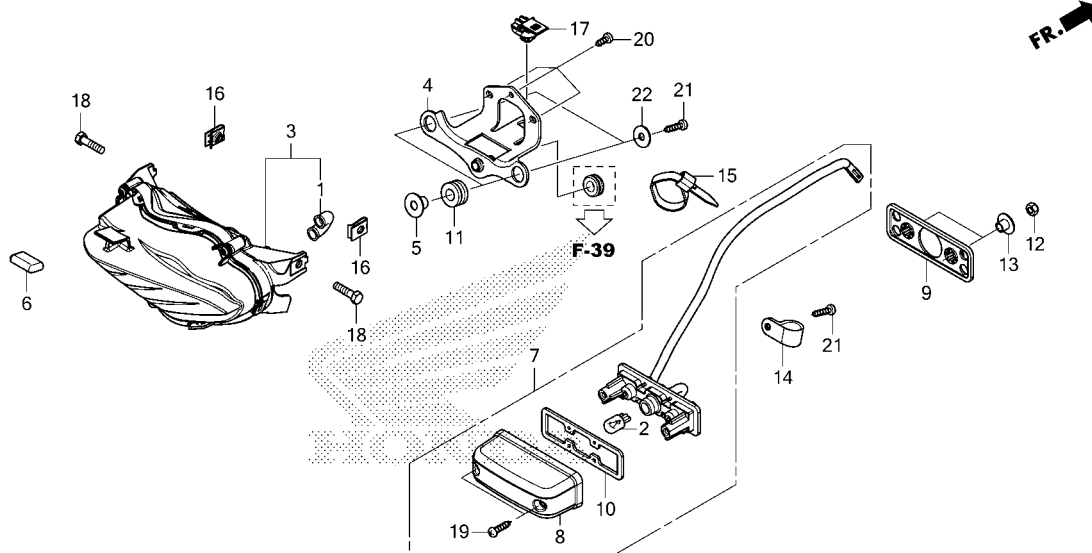
Ref. No.	L.O.N.	(Relative ref. Number) Description	F.R.T.
1	6161C4	WINKER :RIGHT FRONT	0.3
6	6161C3	WINKER :LEFT FRONT	0.3
	6161C5	WINKER :BOTH FRONT	0.6
9	6161C7	WINKER :RIGHT REAR	0.6
10	6161C6	WINKER :LEFT REAR	0.6
	6161C8	WINKER :BOTH REAR	0.7

Ref. No.	Part No.	Description	Reqd. QTY						Serial No.	Parts catalogue code
			CB400		CB500					
			XA	X	XA	XA	XA	XA		
			K	K	K	L	M	N		
1	33400-MKP-K01	WINKER ASSY., R. FR.....	1	-	-	-	-	1	-----	ED,KO,MA,SI,U
	33400-MKH-D01	-	1	1	1	1	-	-----	ED,IN,KO,MA,U
	33400-MKH-C01	-	-	1	1	1	1	-----	CH
	33400-MKH-D01	-	-	-	-	-	1	-----	IN
2	33411-MKK-A00	COLLAR, WINKER.....	2	2	2	2	2	2		
3	33412-KZZ-J00	RUBBER, R. WINKER MOUNTING...	1	1	1	1	1	1		
4	33412-MKK-A00	RUBBER, R. WINKER MOUNTING... (L. SIDE)	1	1	1	1	1	1		
5	33415-KZZ-J00	COLLAR, WINKER.....	2	2	2	2	2	2		
6	33450-MKP-K01	WINKER ASSY., L. FR.....	1	-	-	-	-	1	-----	ED,KO,MA,SI,U
	33450-MKH-D01	-	1	1	1	1	-	-----	ED,IN,KO,MA,U
	33450-MKH-C01	-	-	1	1	1	1	-----	CH
	33450-MKH-D01	-	-	-	-	-	1	-----	IN
7	33452-KZZ-J00	RUBBER, L. WINKER MOUNTING...	1	1	1	1	1	1		
8	33452-MKK-A00	RUBBER, L. WINKER MOUNTING... (R. SIDE)	1	1	1	1	1	1		
9	33600-MKP-D81	WINKER ASSY., R. RR.....	1	1	1	1	1	1	-----	ED,IN,KO,MA,SI,U
	33600-MKP-H81	-	-	1	1	1	1	-----	CH
10	33650-MKP-D81	WINKER ASSY., L. RR.....	1	1	1	1	1	1	-----	ED,IN,KO,MA,SI,U
	33650-MKP-H81	-	-	1	1	1	1	-----	CH
11	93411-05025-08	BOLT-WASHER, 5X25.....	2	2	2	2	2	2		
12	93411-05040-08	BOLT-WASHER, 5X40.....	2	2	2	2	2	2		



F-36

TAILLIGHT



MKP7F3600

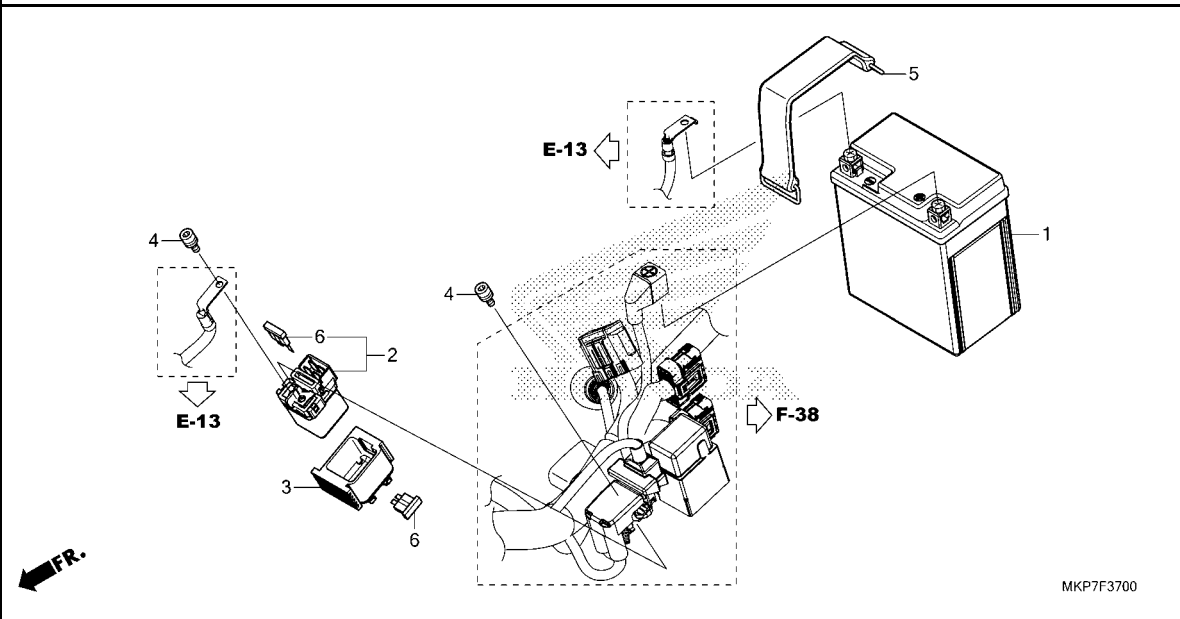
Ref. No.	L.O.N.	(Relative ref. Number) Description	F.R.T.
2		(8,10)	
6161F3		BULB, LICENSE LIGHT	0.1
3		6161D5 TAILLIGHT UNIT	0.6
7		(9)	
6161D8		LIGHT, LICENSE	0.6

Ref. No.	Part No.	Description	Reqd. QTY						Serial No.	Parts catalogue code
			CB400		CB500					
			XA	X	XA	XA	XA			
			K	K	K	L	M			
1	33113-MJW-J80	TUBE, VENT	1	1	1	1	1			
2	33301-SA0-741	BULB(12V 5W)(STANLEY)	1	1	1	1	1			
3	33701-MJW-J82	TAILLIGHT UNIT	1	1	1	1	1			
4	33702-MJW-J80	STAY, TAILLIGHT	1	1	1	1	1			
5	33705-MGZ-J00	COLLAR, TAILLIGHT	2	2	2	2	2			
6	33706-MFN-D00	SUSPENSION, TAILLIGHT	1	1	1	1	1			
7	33720-MGZ-J01	LIGHT ASSY., LICENSE(12V 5W)	1	1	1	1	1	-----	ED, IN, KO, MA, SI, U	
	33720-MJW-H91	-	-	1	1	1	-----	CH	
8	33722-KWN-901	COVER COMP., LICENSE	1	1	1	1	1	-----	ED, IN, KO, MA, SI, U	
	33721-KZL-931	-	-	1	1	1	-----	CH	
9	33728-KPP-T00	RUBBER, LICENSE LIGHT	1	1	1	1	1			
10	33729-MCZ-003	PACKING, LENS	1	1	1	1	1	-----	ED, IN, KO, MA, SI, U	
	33729-KPH-W00	-	-	1	1	1	-----	CH	
11	83545-KCJ-690	RUBBER, SIDE COVER	2	2	2	2	2			
12	90302-KVB-T01	NUT, U, 5MM	2	2	2	2	2			
13	90505-MGZ-A00	COLLAR	2	2	2	2	2			
14	90628-750-000	CLIP(14MM)	1	1	1	1	1			
15	90652-KT1-771	BAND, WIRE(BLACK)	1	1	1	1	1			
16	90677-KAN-T00	NUT, CLIP, 5MM	2	2	2	2	2			
17	91535-TA0-003	CLIP, COUPLER(DARK BROWN)	1	1	1	1	1			
18	92101-05020-0A	BOLT, HEX., 5X20	2	2	2	2	2			
19	93901-24480	SCREW, TAPPING, 4X16	2	2	2	2	2	-----	ED, IN, KO, MA, SI, U	
	33609-KVR-C01	SCREW, TAPPING, 4.2X16	-	-	2	2	2	-----	CH	
20	93903-24380	SCREW, TAPPING, 4X12	3	3	3	3	3			
21	93903-24420	SCREW, TAPPING, 4X16	3	3	3	3	3			
22	94103-04000	WASHER, PLAIN, 4MM	2	2	2	2	2			



F-37

BATTERY



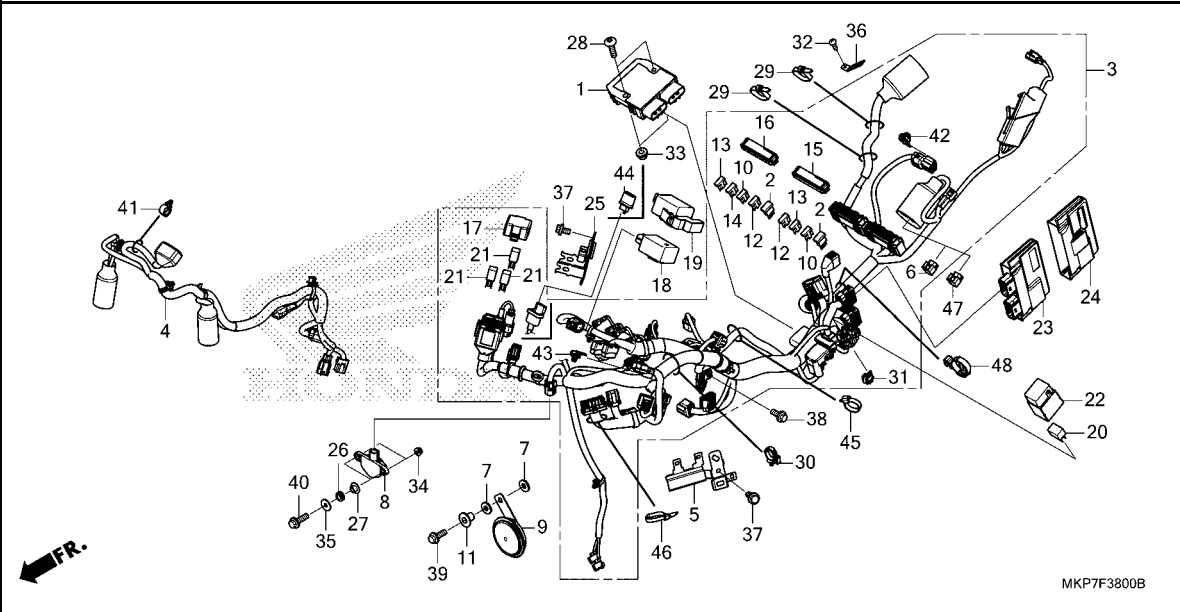
Ref. No.	L.O.N.	(Relative ref. Number) Description	F.R.T.
1	610100	BATTERY	0.2
2	615113	SWITCH, STARTER MAGNETIC	0.3



Ref. No.	Part No.	Description	Reqd. QTY						Serial No.	Parts catalogue code
			CB400		CB500					
			XA	X	XA	XA	XA	XA		
			K	K	K	L	M	N		
1	31500-KZZ-J11	BATTERY(YTZ8V)(YUASA)	1	-	-	-	-	-		
	31500-KZZ-J81	BATTERY(YTZ8V)(GS YUASA)	-	1	1	-	1	1	-----	ED,MA,U
	31500-KZZ-L61	-	-	1	1	1	1	-----	KO
	31500-MKP-H01	-	-	1	1	1	-	-----	CH
	31500-KZZ-L41	-	-	1	-	1	1	-----	IN
	31500-MKP-H02	-	-	-	-	-	1	-----	CH
2	35850-MT4-003	SWITCH ASSY., STARTER MAGNETIC	1	1	1	1	1	1		
3	35856-MGZ-B00	RUBBER, SHOCK	1	1	1	1	1	1		
4	90111-MR5-000	BOLT, SOCKET, 5X9	2	2	2	2	2	2		
5	95012-17001	BAND F, BATTERY(155MM)	1	1	1	1	1	1		
6	98200-33000	FUSE, BLADE(30A)	2	2	2	2	2	2		

F-38

WIRE HARNESS



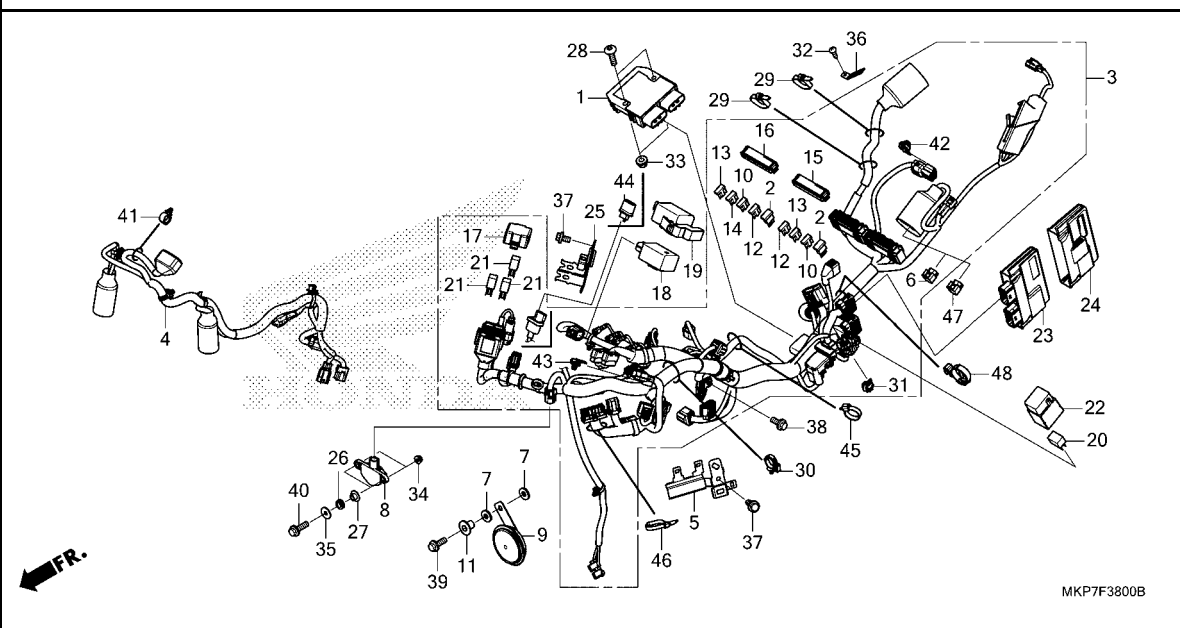
Ref. No.	L.O.N.	(Relative ref. Number) Description	F.R.T.
1	6131B2	RECTIFIER, REGULATE	2.0
2	6131B4	DIODE, THREE WAY	0.2
	6131B4A	.Replace 1 diode add	0.1
3	611100	HARNESS, WIRE	2.4
	611100B	.ABS add	0.3
4	6111D7	SUB HARNESS, FRONT	0.8
8	617125	SENSOR, BANK ANGLE	1.1
9	616169	HORN	0.2
18	(44)		
	6111C3	RELAY, WINKER	0.7
20	6111H0	RELAY, FI IGNITION	0.2
21	6111B6	RELAY, ENGINE STOP	0.3
	6111D9	RELAY, FAN CONTROL	0.3
	6111G1	RELAY, FUEL PUMP	0.3
23	618135	ENGINE CONTROL MODULE(ECM) ...	0.3

Ref. No.	Part No.	Description	Reqd. QTY						Serial No.	Parts catalogue code
			CB400		CB500					
			XA	X	XA	XA	XA			
			K	K	K	L	M	N		
1	31600-MKN-D51	RECTIFIER ASSY., REGULATE	1	1	1	1	1	1		
2	31730-MAS-601	DIODE ASSY., THREE WAY (SUMITOMO)	2	2	2	2	2	2		
3	32100-MKP-K80	HARNESS, WIRE	1	-	-	-	-	-		
	32100-MKP-M90	-	1	-	-	-	-		
	32100-MKP-H80	-	-	1	1	-	-	----- CH	
	32100-MKP-G80	-	-	1	1	-	-	----- KO	
	32100-MKP-T80	-	-	1	-	-	-	----- ED	
	32100-MKP-M80	-	-	1	-	-	-	----- IN, MA, U	
	32100-MKP-HL0	-	-	-	-	1	-	----- CH	
	32100-MKP-TL0	-	-	-	-	1	-	----- ED, KO	
	32100-MKP-ML0	-	-	-	-	1	-	----- IN, MA, U	
	32100-MKP-HQ0	-	-	-	-	-	1	----- CH	
	32100-MKP-DQ0	-	-	-	-	-	1	----- ED, KO	
	32100-MKP-NQ0	-	-	-	-	-	1	----- IN	
	32100-MKP-MQ0	-	-	-	-	-	1	----- MA, U	
4	32103-MKP-K80	SUB HARNESS, FR.	1	-	-	-	-	-		
	32103-MKP-T80	-	1	1	1	1	-	----- ED, IN, KO, MA, U	
	32103-MKP-H80	-	-	1	1	1	-	----- CH	
	32103-MKP-HQ0	-	-	-	-	-	1	----- CH, IN	
	32103-MKP-DQ0	-	-	-	-	-	1	----- ED, KO, MA, U	
5	32206-MGZ-J00	STAY, COUPLER	1	1	1	1	1	1		
6	32606-MKK-H11	CAP, DUMMY(6P)(RED)	1	1	1	-	-	-	----- ED, IN, KO, MA, SI, U	
	91771-MKK-H11	-	-	1	-	-	-	----- CH	
7	33714-KL3-620	RUBBER, TAILLIGHT BRACKET	2	2	2	2	2	2		
8	35160-MGS-D31	SENSOR ASSY., BANK ANGLE	1	1	1	1	1	1		
9	38110-MGZ-J01	HORN COMP.(HIGH)	1	1	1	1	1	1	----- ED, IN, KO, MA, SI, U	



F-38

WIRE HARNESS



Ref. No.	Part No.	Description	Reqd. QTY						Serial No.	Parts catalogue code
			CB400		CB500					
			XA	X	XA	XA	XA	XA		
			K	K	K	L	M	N		
(9)	38110-MJW-H12	HORN COMP.(HIGH).....	-	-	1	-	-	-	----- CH	
	38110-MJW-H13	-	-	-	1	1	1	----- CH	
10	38221-SNA-A31	FUSE, BLADE(7.5A).....	6	5	6	6	6	6		
11	38117-KFE-701	COLLAR, HORN SETTING.....	1	1	1	1	1	1		
12	38221-SNA-A41	FUSE, BLADE(10A).....	2	2	2	2	2	2		
13	38221-SNA-A51	FUSE, BLADE(15A).....	3	3	3	3	3	3		
14	38221-SNA-A81	FUSE, BLADE(30A).....	3	-	3	3	3	3		
15	38255-MKP-T80	COVER COMP., UPPER.....	1	1	1	1	1	1		
16	38256-MKP-T80	COVER COMP., UPPER.....	1	-	1	1	1	1		
	38256-MKP-A90	-	1	-	-	-	-		
17	38281-MGZ-J01	COVER, RELAY BOX.....	1	1	1	1	1	1		
18	38301-MKJ-D01	RELAY COMP., WINKER(LED).....	1	-	1	-	-	-	----- ED, IN, MA, SI, U	
			-	-	-	-	1	1	----- ED, IN, KO, MA, U	
19	38306-MKP-D00	SUSPENSION, WINKER RELAY.....	1	-	1	-	-	-	----- ED, IN, MA, SI, U	
			-	-	-	-	1	1	----- ED, IN, KO, MA, U	
20	38501-KWN-901	RELAY COMP., POWER (MICRO ISO 4P)(OMRON)	1	1	1	1	1	-		
	38501-MKP-DN1	RELAY COMP., POWER (MICRO ISO 4P)	-	-	-	-	-	1		
21	38501-MEL-003	RELAY ASSY., POWER (MICRO ISO 4P)	3	3	3	3	3	-		
	38501-MKP-DN1	RELAY COMP., POWER (MICRO ISO 4P)	-	-	-	-	-	3		
22	38506-KZZ-900	COVER, RELAY(2P).....	1	1	1	1	1	1		
23	38770-MKP-S81	PGM-FI UNIT.....	1	-	-	-	-	-		
	38770-MKP-M81	-	1	1	-	1	-	----- MA, U	



F-38

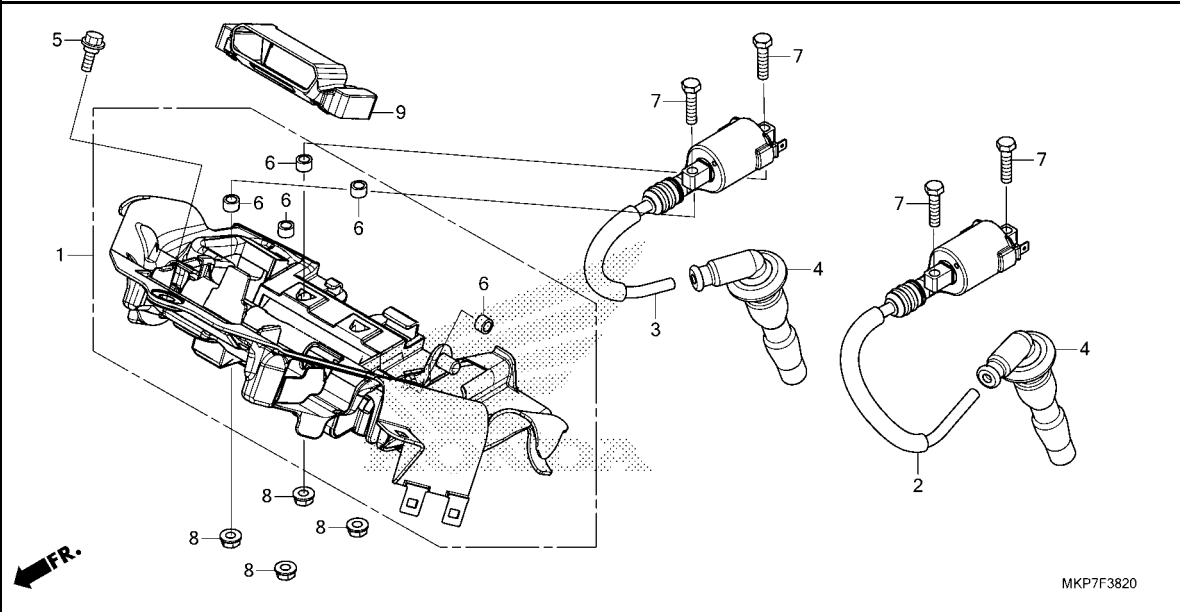
WIRE HARNESS

Ref. No.	Part No.	Description	Reqd. QTY							Serial No.	Parts catalogue code
			CB400		CB500						
			XA K	X K	XA K	XA L	XA M	XA N			
23)	38770-MKP-H81	PGM-FI UNIT.....	-	-	1	1	1	-	-----	CH	
	38770-MKP-G81	-	-	1	1	-	-	-----	KO	
	38770-MKP-N81	-	-	1	-	1	-	-----	IN	
	38770-MKP-D81	-	-	1	-	-	-	-----	ED	
	38770-MKP-DL1	-	-	-	-	1	-	-----	ED	
	38770-MKP-GL1	-	-	-	-	1	-	-----	KO	
	38770-MKP-HQ2	-	-	-	-	-	1	-----	CH	
	38770-MKP-DQ2	-	-	-	-	-	1	-----	ED	
	38770-MKP-NQ2	-	-	-	-	-	1	-----	IN	
	38770-MKP-GQ2	-	-	-	-	-	1	-----	KO	
	38770-MKP-MQ2	-	-	-	-	-	1	-----	MA,U	
24	38774-MKP-D00	CUSHION, PGM-FI UNIT.....	1	1	1	1	1	1			
25	50194-MGZ-J00	STAY, RELAY BOX.....	1	1	1	1	1	1			
26	64535-MFJ-D00	RUBBER, SIDE COVER.....	2	2	2	2	2	2			
27	90129-MGZ-J00	COLLAR, BANK ANGLE SENSOR....	2	2	2	2	2	2			
28	90135-K87-A00	SCREW, PAN, 6X25.....	2	2	2	2	2	2			
29	90652-KT1-771	BAND, WIRE(BLACK).....	2	-	2	2	2	2			
30	90652-HC4-003	CLAMP, HARNESS.....	1	1	1	1	1	1			
31	91535-STK-003	CLIP, COUPLER(DARK BLUE).....	1	1	1	1	1	1			
32	93903-24380	SCREW, TAPPING, 4X12.....	1	1	1	1	1	1			
33	94050-06070	NUT, FLANGE, 6MM.....	2	2	2	2	2	2			
34	94050-06080	NUT, FLANGE, 6MM.....	2	2	2	2	2	2			
35	94103-06800	WASHER, PLAIN, 6MM.....	2	2	2	2	2	2			
36	94591-49000	CLIP, 4X90.....	1	1	1	1	1	1			
37	95701-06010-00	BOLT, FLANGE, 6X10.....	2	2	2	2	2	2			
38	95701-06014-08	BOLT, FLANGE, 6X14.....	1	1	1	1	1	1			
39	95701-06020-07	BOLT, FLANGE, 6X20.....	1	1	1	1	1	1			
40	95701-06022-08	BOLT, FLANGE, 6X22.....	2	2	2	2	2	-			
	95701-06022-00	-	-	-	-	-	2			
41	90683-SA0-003	CLIP, WIRE HARNESS, 25MM.....	1	1	1	1	1	1			
42	91535-TA0-003	CLIP, COUPLER(DARK BROWN).....	1	1	1	1	1	1			
43	91565-SEL-003	CLIP, COUPLER(BLACK).....	1	1	1	1	1	1			
44	38301-KZZ-J01	RELAY COMP., WINKER(LED).....	-	1	-	1	-	-	-----	CH,KO	
			-	-	-	-	1	1	-----	CH	
45	90650-KV6-003	BAND, WIRE, 95MM.....	-	1	-	-	-	-			
46	90651-KV6-003	BAND, WIRE, 165MM(BLACK).....	-	1	1	-	1	1	-----	IN,MA,U	
47	91771-MKK-H11	CAP, DUMMY(6P)(RED).....	-	-	-	-	1	1			
48	90651-MKP-DN1	CLIP, HARNESS.....	-	-	-	-	-	1			



F-38-20

IGNITION COIL



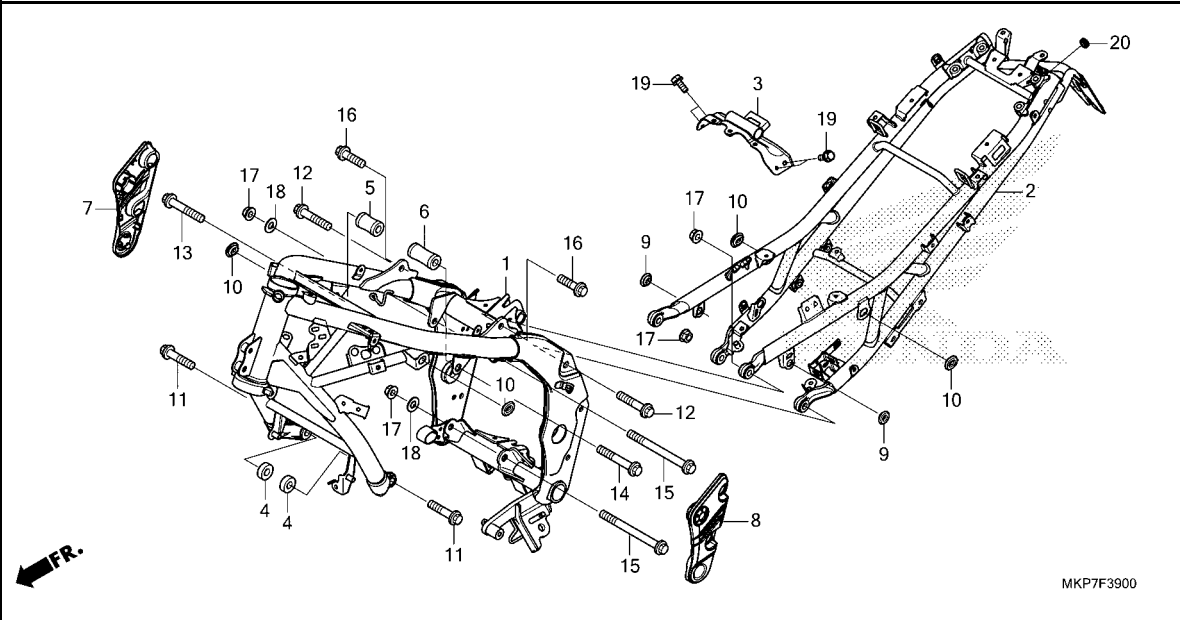
Ref. No.	L.O.N.	(Relative ref. Number) Description	F.R.T.
1	6181C4	TRAY, CONTROL UNIT	0.9
2	6141C8	COIL, IGNITION :LEFT	1.1
3	6141C9	COIL, IGNITION :RIGHT	1.1
	6141A5	COIL, IGNITION :FOR 1 VEHICLE	1.3
4	6141E3	CAP, NOISE SUPPRESSOR	1.0
	6141E4	CAP, NOISE SUPPRESSOR :FOR 1 VEHICLE	1.1



Ref. No.	Part No.	Description	Reqd. QTY						Serial No.	Parts catalogue code
			CB400		CB500					
			XA	X	XA	XA	XA	XA		
			K	K	K	L	M	N		
1	19125-MGZ-J00	TRAY, IGNITION COIL.....	1	1	1	1	1	1		
2	30510-MGZ-J01	COIL COMP., L. IGNITION.....	1	1	1	1	1	1		
3	30520-MGZ-J01	COIL COMP., R. IGNITION.....	1	1	1	1	1	1		
4	30700-MGZ-J01	CAP ASSY., NOISE SUPPRESSOR..	2	2	2	2	2	2		
5	90111-162-000	BOLT, FLANGE, 6MM.....	1	1	1	1	1	1		
6	90312-GFM-970	COLLAR, BODY COVER.....	5	5	5	5	5	5		
7	92101-06025-0A	BOLT, HEX., 6X25.....	4	4	4	4	4	4		
8	94050-06080	NUT, FLANGE, 6MM.....	4	4	4	4	4	4		
9	38774-MGZ-J00	CUSHION, PGM-FI UNIT.....	-	1	-	1	-	-		
			-	-	1	-	-	-	-----	CH, KO
			-	-	-	-	1	1	-----	CH

F-39

FRAME BODY



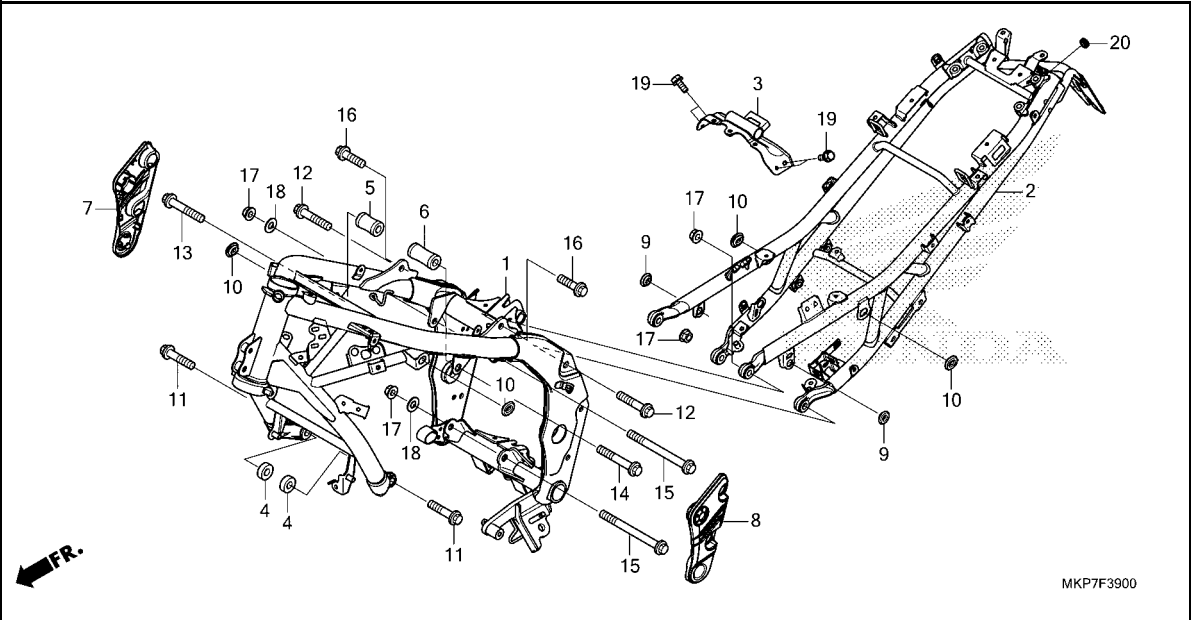
Ref. No.	L.O.N.	(Relative ref. Number) Description	F.R.T.
1	410100	BODY, FRAMEINCLUDES: Engine removal and installation	7.2
	410100B	.ABS add	0.7
2	410157	SEAT RAIL	2.2
3	3101B1	STAY, FUEL TANK REAR	0.8
7	4101C2	COVER, PIVOT PLATE :RIGHT	0.1
8	4101C1	COVER, PIVOT PLATE :LEFT	0.1
	4101M5	COVER, PIVOT PLATE :BOTH	0.1

Ref. No.	Part No.	Description	Reqd. QTY						Serial No.	Parts catalogue code
			CB400 XA K	X K	XA K	CB500 XA L	XA M	XA N		
1	50100-MKP-J80ZA	BODY COMP., FRAME *NH303M*								
		MAT AXIS GRAY METALLIC	1	-	1	1	1	1	----- CH,ED,KO,SI	
	50100-MKP-C80ZA	*NH303M*								
		MAT AXIS GRAY METALLIC	-	1	1	-	1	1	----- IN,MA,U	
2	50240-MKP-J80ZA	RAIL COMP., SEAT *NH303M*								
		MAT AXIS GRAY METALLIC	1	1	1	1	-	1		
	50240-MKP-J80ZB	*R340C*.....CANDY ROSY RED	-	-	-	-	1	-		
3	50295-MGZ-J00	BRACKET COMP., FUEL TANK.....	1	1	1	1	1	1		
4	50351-MGZ-J01	COLLAR A, ENGINE HANGER.....	2	2	2	2	2	2		
5	50353-MGZ-J00	COLLAR B, R. ENGINE HANGER...	1	1	1	1	1	1		
6	50354-MGZ-J00	COLLAR B, L. ENGINE HANGER...	1	1	1	1	1	1		
7	50401-MJW-J00	COVER, R. PIVOT.....	1	1	1	1	1	1		
8	50451-MJW-J00	COVER, L. PIVOT.....	1	1	1	1	1	1		
9	83551-376-000	GROMMET, SIDE COVER.....	2	2	2	2	2	2		
10	83551-300-000	GROMMET, AIR CLEANER CASE....	4	4	4	4	4	4		
11	90101-MGZ-J00	BOLT, FLANGE, 10X40.....	2	2	2	2	2	-		
	90101-MKP-DN0	BOLT, FLANGE, 10X40(DR).....	-	-	-	-	-	2		
12	90101-KTB-000	BOLT, FLANGE, 10X45.....	2	2	2	2	2	2		
13	90102-MGZ-J00	BOLT, FLANGE, 10X65.....	1	1	1	1	1	-		
	90166-GHB-760	BOLT, FLANGE, 10X65(DR).....	-	-	-	-	-	1		
14	90103-MGZ-J00	BOLT, FLANGE, 10X75.....	1	1	1	1	1	-		
	90166-GHB-780	BOLT, FLANGE, 10X75(DR).....	-	-	-	-	-	1		
15	90104-KYJ-900	BOLT, FLANGE, 10X146.....	2	2	2	2	2	2		
16	90168-S2A-010	BOLT, FLANGE, 10X35.....	2	2	2	2	2	2		



F-39

FRAME BODY

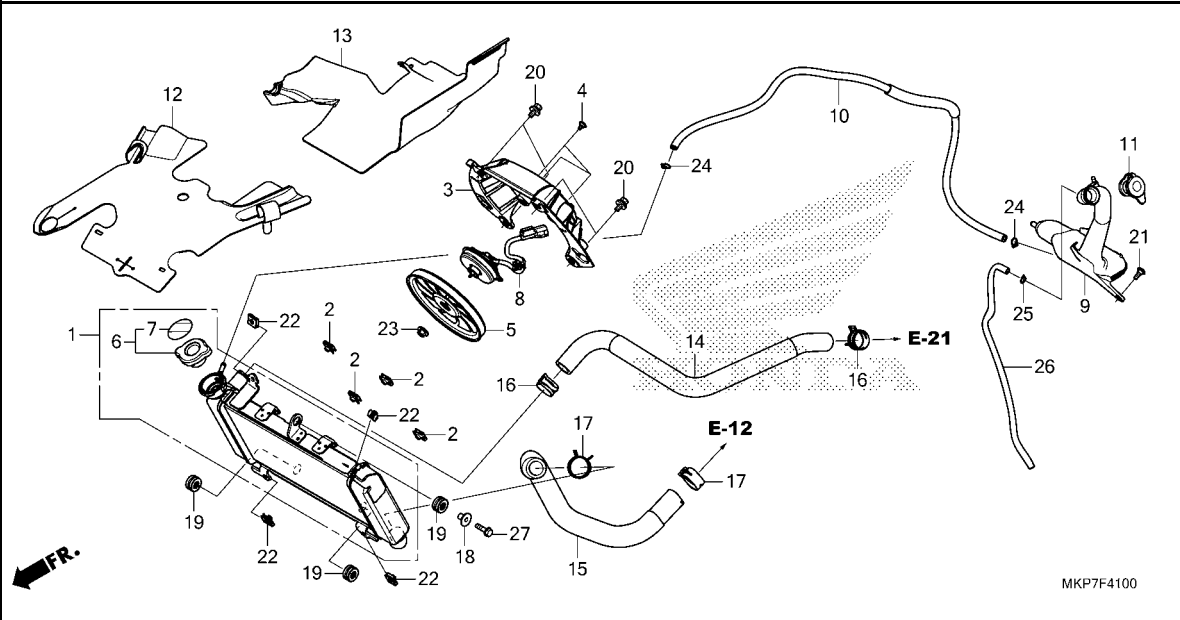


Ref. No.	Part No.	Description	Reqd. QTY						Serial No.	Parts catalogue code
			CB400		CB500					
			XA	X	XA	XA	XA	XA		
17	94050-10000	NUT, FLANGE, 10MM	4	4	4	4	4	4	4	
18	94101-10800	WASHER, PLAIN, 10MM	2	2	2	2	2	2	2	
19	95701-06014-08	BOLT, FLANGE, 6X14	4	4	4	4	4	4	4	
20	11344-MB0-000	GROMMET A, RR. COVER(8X16X6.6)	1	1	1	1	1	1	1	



F-41

RADIATOR



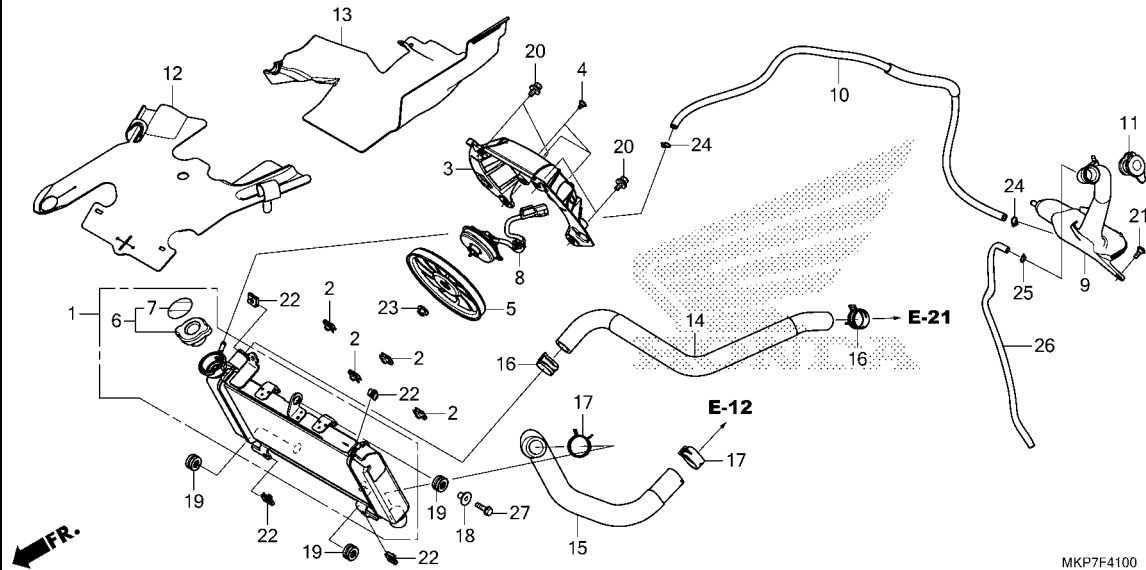
Ref. No.	L.O.N.	(Relative ref. Number) Description	F.R.T.
1	1151C3	RADIATOR	0.7
3	115125	SHROUD, RADIATOR	0.8
5	1151A6	FAN, COOLING	0.8
6	1151B8	CAP, RADIATOR	0.3
8	1151A7	MOTOR, FAN	0.9
9	115110	TANK, RADIATOR RESERVE	0.8
10	1151E5	TUBE, RADIATOR RESERVE TANK ..	0.4
14	115103	HOSE, RADIATOR :UPPER	1.1
15	115104	HOSE, RADIATOR :LOWER	0.6

Ref. No.	Part No.	Description	Reqd. QTY						Serial No.	Parts catalogue code
			CB400		CB500					
			XA	X	XA	XA	XA			
			K	K	K	L	M	N		
1	19010-MKP-A81	RADIATOR COMP.	1	1	1	1	1	-	CH,MA,SI,U	
	19010-MKP-G81	-	-	1	1	1	-	KO	
	19010-MKP-D81	-	-	1	-	1	-	ED	
	19010-MKP-T81	-	-	1	-	1	-	IN	
	19010-MKP-AQ1	-	-	-	-	-	1	CH,MA,U	
	19010-MKP-DQ1	-	-	-	-	-	1	ED	
	19010-MKP-TQ1	-	-	-	-	-	1	IN	
	19010-MKP-GQ1	-	-	-	-	-	1	KO	
2	19014-KEA-003	NUT, SETTING(6MM)	4	4	4	4	4	4		
3	19015-MGZ-J01	SHROUD COMP.	1	1	1	1	1	1		
4	19016-KEA-003	SCREW, PAN, 4X8.5	3	3	3	3	3	3		
5	19020-MGS-D31	FAN COMP., COOLING(T.RAD)	1	1	1	1	1	1		
6	19037-GEE-710	CAP COMP., RADIATOR(T.RAD)	1	1	1	1	1	1	CH,MA,SI,U	
	19037-MCJ-K01	-	-	1	1	1	1	KO	
	19037-MCA-G61	-	-	1	-	1	1	ED	
	19037-KVB-902	-	-	1	-	1	1	IN	
7	19046-PAA-A00	LABEL, RADIATOR CAP	1	1	1	1	1	1	CH,MA,SI,U	
	19055-MJF-H11	SEAL, RADIATOR CAP(CHINESE) (KOREAN)	-	-	1	1	1	1	KO	
	19046-MCA-G61	LABEL, RADIATOR CAP(T.RAD)	-	-	1	-	1	1	ED	
	19046-KVB-902	-	-	1	-	1	1	IN	
8	19080-MKP-A01	MOTOR ASSY., FAN	1	1	1	1	1	-		
	19080-MKP-HN1	-	-	-	-	-	1	CH	
	19080-MKP-A01	-	-	-	-	-	1	ED,IN,KO,MA,U	
9	19101-MGZ-J00	TANK, RADIATOR RESERVE	1	1	1	1	1	1		
10	19102-MJW-J00	TUBE, RESERVE TANK	1	1	1	1	1	1		
11	19109-KBP-900	CAP, RESERVE TANK	1	1	1	1	1	1		



F-41

RADIATOR



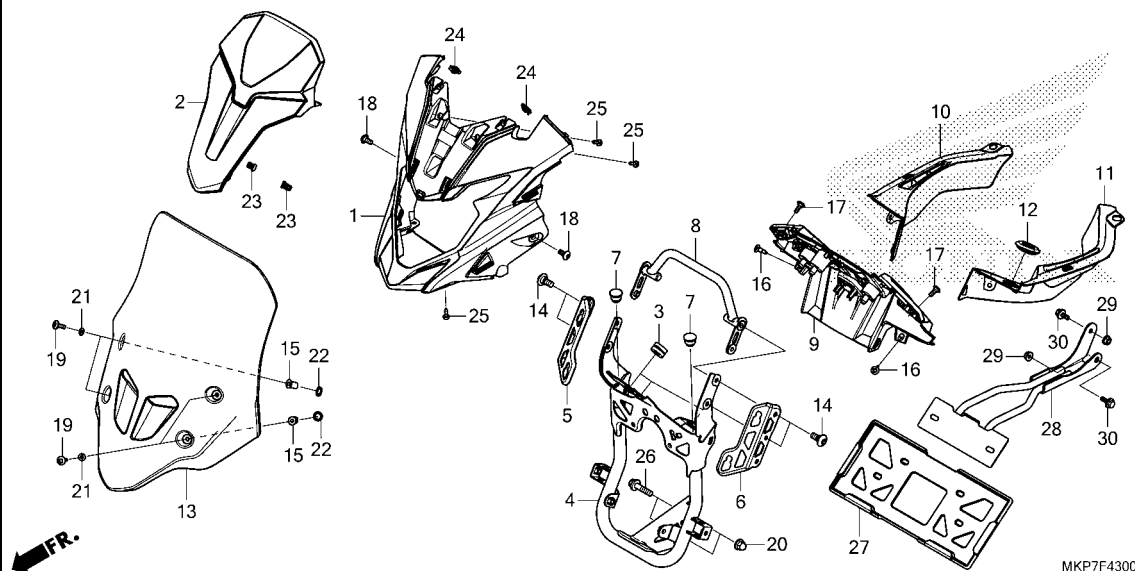
MKP7F4100

Ref. No.	Part No.	Description	Reqd. QTY						Serial No.	Parts catalogue code
			CB400		CB500					
			XA	X	XA	XA	XA	XA		
			K	K	K	L	M	N		
12	19126-MKP-J00	RUBBER, HEAT GUARD.....	1	1	1	1	1	1		
13	19127-MKP-J00	RUBBER, RR. HEAT GUARD.....	1	1	1	1	1	1		
14	19501-MKP-D00	HOSE, RADIATOR UPPER.....	1	1	1	1	1	1		
15	19502-MKP-D00	HOSE, RADIATOR LOWER.....	1	1	1	1	1	1		
16	19531-MJW-J00	CLIP, WATER HOSE(D27).....	2	2	2	2	2	2		
17	19533-MJW-J00	CLIP, WATER HOSE(D30).....	2	2	2	2	2	2		
18	61102-KTY-D30	COLLAR, RADIATOR MOUNTING....	1	1	1	1	1	1		
19	61304-415-000	RUBBER, HEADLIGHT CASE MOUNTING	3	3	3	3	3	3		
20	90120-KCR-003	BOLT-WASHER, 6X16.....	4	4	4	4	4	4		
21	90134-KPP-T00	SCREW, PAN, 5X14.....	1	1	1	1	1	1		
22	90303-MGZ-J40	NUT, CLIP, 6MM.....	4	4	4	4	4	4		
23	90315-MFL-003	NUT, FLANGE, 3MM.....	1	1	1	1	1	1		
24	95002-02100	CLIP, TUBE(B10).....	2	2	2	2	2	2		
25	95002-50000	CLIP, TUBE(C9).....	1	1	1	1	1	1		
26	95005-50400-30	TUBE, 5X400(95005-50001-30M)·	1	1	1	1	1	1		
27	95701-06022-07	BOLT, FLANGE, 6X22.....	1	1	1	1	1	1		

3

F-43

UPPER COVER/WINDSCREEN



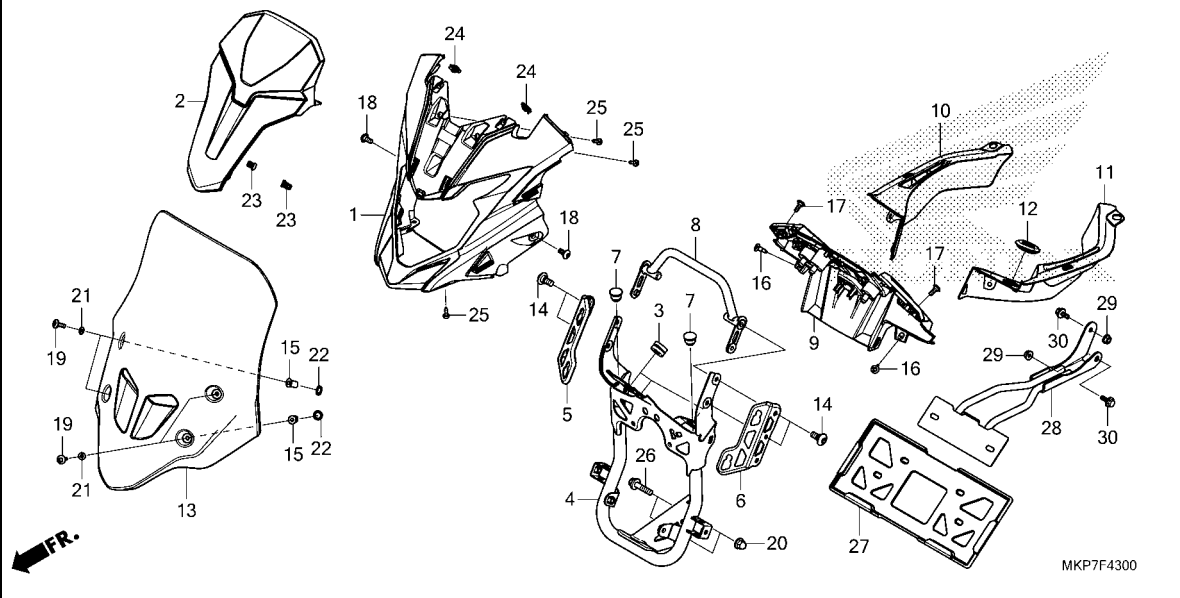
Ref. No.	L.O.N.	(Relative ref. Number) Description	F.R.T.
1	4131FW	COVER, HEADLIGHT :UPPER	0.7
2	4131FY	COVER, HEADLIGHT(A) :UPPER ...	0.7
4	6161G7	STAY, HEADLIGHT	0.9
9	812140	PANEL, METER	0.5
10	8121F6	PANEL, METER :RIGHT	0.2
11	8121F5	PANEL, METER :LEFT	0.2
13	4111Y7	SCREEN, WIND	0.1
28	4131Y1	STAY, NUMBER PLATE BRACKET ...	0.2

Ref. No.	Part No.	Description	Reqd. QTY						Serial No.	Parts catalogue code
			CB400		CB500					
			XA	X	XA	XA	XA			
			K	K	K	L	M	N		
1	64131-MKP-J80	COVER A, FR. UPPER	1	1	1	1	1	1		
2	64141-MKP-J80	COVER B, FR. UPPER	1	1	1	1	1	1		
3	64216-GJ2-730	RUBBER, SCREEN SETTING	3	3	3	3	3	3		
4	64221-MKP-J80	STAY COMP., FR. UPPER COWL ...	1	1	1	1	1	1		
5	64224-MJW-J80	STAY, R. SCREEN	1	1	1	1	1	1		
6	64234-MJW-J80	STAY, L. SCREEN	1	1	1	1	1	1		
7	64241-MKP-J80	CAP, PIPE END	2	2	2	2	2	2		
8	64245-MKP-J80	PIPE COMP., FR. UPPER COWL ...	1	1	1	1	1	1		
9	64260-MKP-J80	PANEL, METER	1	1	1	1	1	1		
10	64270-MKP-J80	PANEL, R. INNER	1	1	1	1	1	1		
11	64280-MKP-J80	PANEL, L. INNER	1	1	1	1	1	1		
12	64285-MKP-J00	GROMMET, INNER PANEL	1	1	1	1	1	1		
13	67101-MKP-J80	WINDSCREEN	1	1	1	1	1	1	----- ED, IN, KO, MA, SI, U	
	67101-MKP-H80	-	-	1	1	1	1	----- CH	
14	90106-GBB-710	SCREW, PAN, 6X10	4	4	4	4	4	4		
15	90111-KW3-003	NUT, COWL SETTING, 5MM	4	4	4	4	4	4		
16	90116-SP0-003	CLIP, BUMPER SEAL	2	2	2	2	2	2		
17	90132-MJE-D40	SCREW, PAN, 5X14	2	2	2	2	2	2		
18	90133-KPP-T00	SCREW, PAN, 6X14	2	2	2	2	2	2		
19	90134-MJE-D00	SCREW, PAN, 5X16	4	4	4	4	4	4		
20	90443-KTM-970	NUT, CAP, 8MM	2	2	2	2	2	2		
21	90504-964-000	WASHER, THRUST, 5MM	4	4	4	4	4	4		
22	90507-ZV1-000	WASHER, NYLON, 9MM	4	4	4	4	4	4		
23	90651-K14-A31	CLIP, SLIDE	2	2	2	2	2	2		
24	90677-KAN-T00	NUT, CLIP, 5MM	2	2	2	2	2	2		



F-43

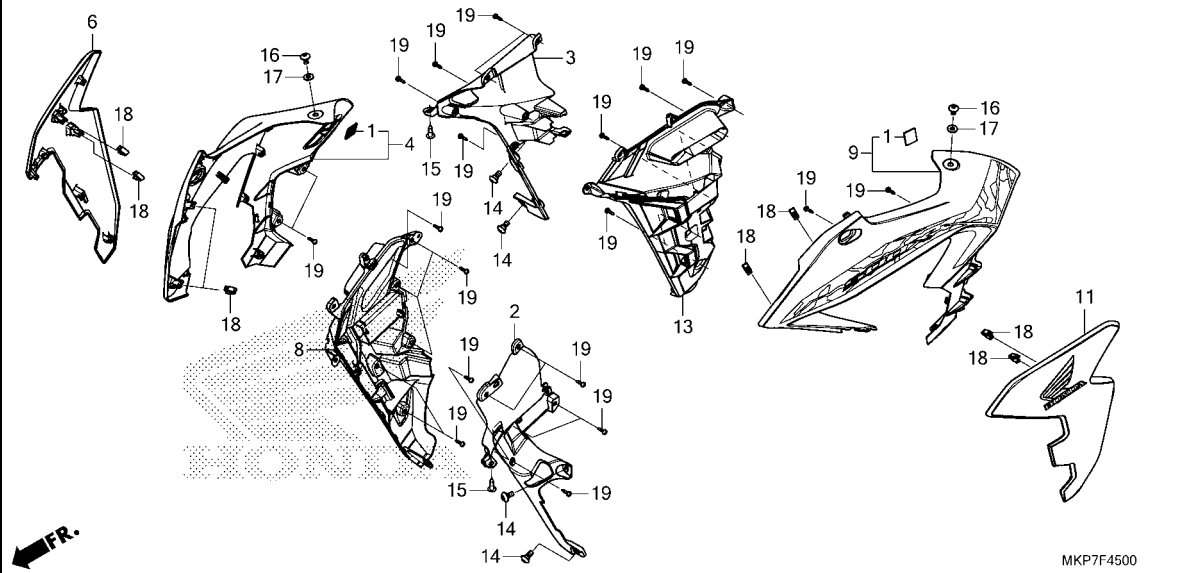
UPPER COVER/WINDSCREEN



Ref. No.	Part No.	Description	Reqd. QTY						Serial No.	Parts catalogue code
			CB400		CB500					
			XA	X	XA	XA	XA	XA		
25	93903-24380	SCREW, TAPPING, 4X12.....	3	3	3	3	3	3		
26	95801-08032-00	BOLT, FLANGE, 8X32.....	2	2	2	2	2	2		
27	61316-KCJ-661	GUARD, NUMBER PLATE.....	-	-	1	-	1	1	----- IN	
28	64231-MKP-N80	STAY COMP., FR. NUMBER.....	-	-	1	-	1	1	----- IN	
29	94050-06070	NUT, FLANGE, 6MM.....	-	-	2	-	2	2	----- IN	
30	95701-06014-07	BOLT, FLANGE, 6X14.....	-	-	2	-	2	2	----- IN	

F-45

MIDDLE COWL



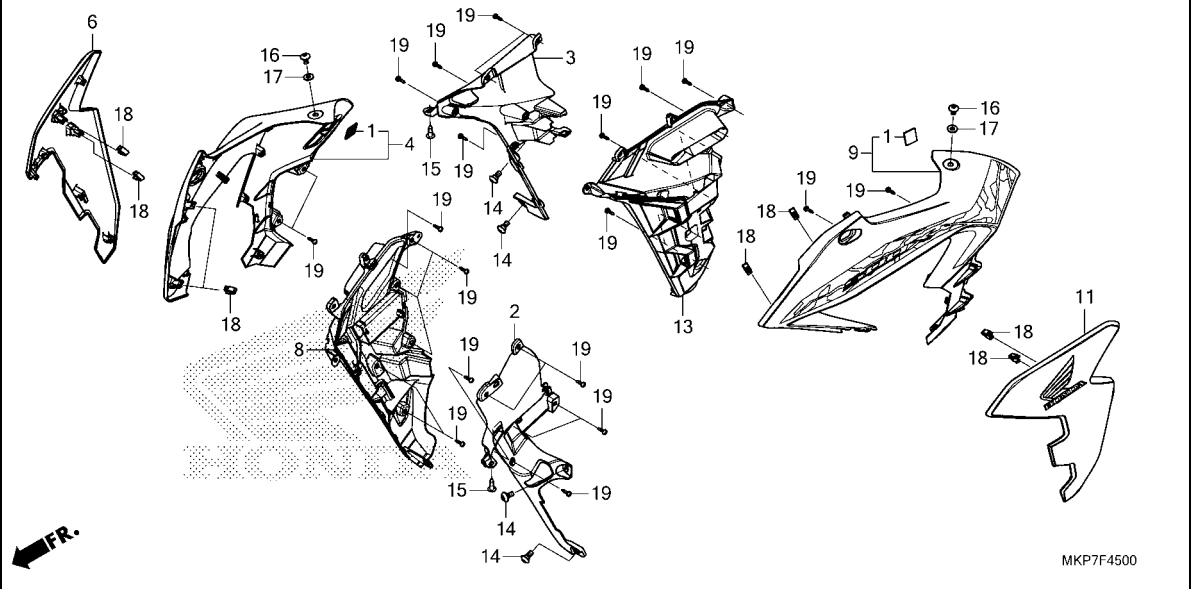
Ref. No.	L.O.N.	(Relative ref. Number) Description	F.R.T.
2	4111G8	COWL, INNER MIDDLE :RIGHT	0.3
3	4111G9	COWL, INNER MIDDLE :LEFT	0.3
	4111H0	COWL, INNER MIDDLE :BOTH	0.5
4	4111D4	COWL, MIDDLE :RIGHT	0.4
6	4111D1	COWL, SIDE :RIGHT	0.3
8	4111V4	COWL, SIDE(A) :RIGHT	0.3
9	4111D3	COWL, MIDDLE :LEFT	0.4
	4111D5	COWL, MIDDLE :BOTH	0.7
11	4111D0	COWL, SIDE :LEFT	0.3
	4111D2	COWL, SIDE :BOTH	0.6
13	4111V3	COWL, SIDE(A) :LEFT	0.3
	4111V5	COWL, SIDE(A) :BOTH	0.6

Ref. No.	Part No.	Description	Reqd. QTY						Serial No.	Parts catalogue code
			CB400		CB500					
			XA	X	XA	XA	XA			
			K	K	K	L	M	N		
1	17542-MJE-D00	FASTENER D, DUAL LOCK, 20X20	2	2	2	2	2	2		
2	64230-MKP-J80	COWL, R. INNER	1	1	1	1	1	1		
3	64240-MKP-J80	COWL, L. INNER	1	1	1	1	1	1		
4	64300-MKP-K80ZA	COWL SET, R. MIDDLE(WL)								
		TYPE2	1	-	-	-	-	-		
	64300-MKP-K80ZB	*TYPE1*	1	-	-	-	-	-		
	64300-MKP-J80ZC	*TYPE1*	-	1	1	1	-	-	CH, ED, IN, KO, MA	
	64300-MKP-J80ZB	*TYPE2*	-	1	1	1	-	-		
	64300-MKP-J80ZA	*TYPE3*	-	1	1	-	-	-	ED, MA	
	64300-MKP-DL0ZD	*TYPE1 1*	-	-	-	-	1	-		
	64300-MKP-J80ZC	*TYPE1*	-	-	-	-	1	-		
	64300-MKP-DL0ZC	*TYPE2 1*	-	-	-	-	1	-	ED, IN, MA, U	
	64300-MKP-DQ0ZB	*TYPE2*	-	-	-	-	-	1		
	64300-MKP-DQ0ZC	*TYPE1*	-	-	-	-	-	1	CH, ED, IN, MA, U	
	64300-MKP-DQ0ZA	*TYPE3*	-	-	-	-	-	1	ED, IN, KO, MA, U	
6	64340-MKP-K80ZA	COWL SET A, R. SIDE(WL)								
		TYPE2	1	-	-	-	-	-		
	64340-MKP-K80ZB	*TYPE1*	1	-	-	-	-	-		
	64340-MKP-J80ZA	*TYPE2*	-	1	1	1	1	-		
	64340-MKP-J80ZB	*TYPE1*	-	1	1	1	-	-	CH, ED, IN, KO, MA	
			-	-	-	-	1	-		
	64340-MKP-DQ0ZA	*TYPE1*	-	-	-	-	-	1		
8	64342-MKP-J80	COWL B, R. SIDE	1	1	1	1	1	1		
9	64400-MKP-K80ZA	COWL SET, L. MIDDLE(WL)								
		TYPE2	1	-	-	-	-	-		
	64400-MKP-K80ZB	*TYPE1*	1	-	-	-	-	-		
	64400-MKP-J80ZF	*TYPE1 1*	-	1	1	1	-	-	CH, ED, IN, KO, MA	
	64400-MKP-J80ZE	*TYPE2 1*	-	1	1	1	-	-		
	64400-MKP-J80ZD	*TYPE3 1*	-	1	1	-	-	-	ED, MA	



F-45

MIDDLE COWL

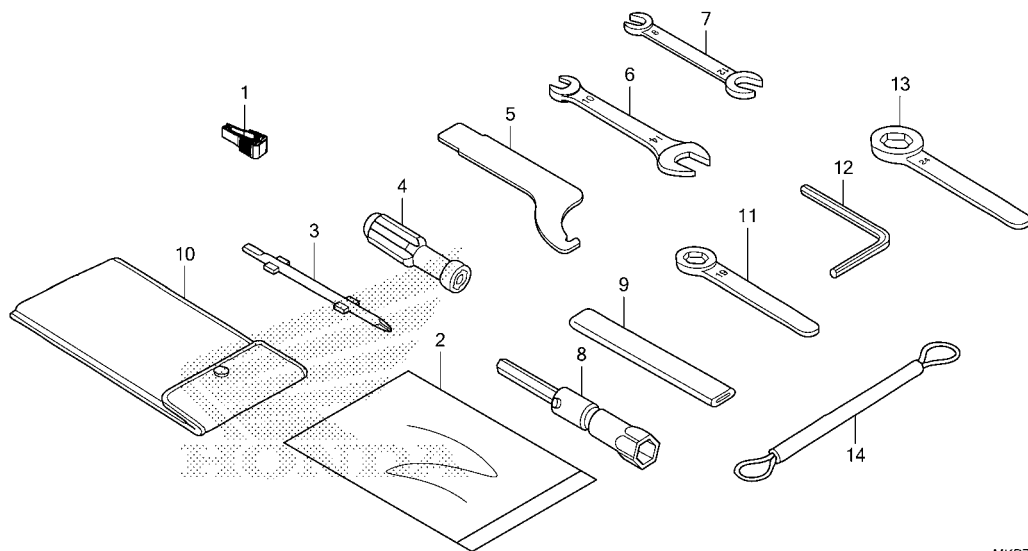


Ref. No.	Part No.	Description	Reqd. QTY						Serial No.	Parts catalogue code
			CB400		CB500					
			XA	X	XA	XA	XA			
			K	K	K	L	M	N		
(9)	64400-MKP-DL0ZD	COWL SET, L. MIDDLE(WL)						1	-	
		*TYPE1	-	-	-	-	-	1	-	
	64400-MKP-J80ZF	*TYPE1	-	-	-	-	-	1	-	
	64400-MKP-DL0ZC	*TYPE2	-	-	-	-	-	1	----- ED, IN, MA, U	
	64400-MKP-DQ0ZB	*TYPE2*	-	-	-	-	-	1	-----	
	64400-MKP-DQ0ZC	*TYPE1*	-	-	-	-	-	1	----- CH, ED, IN, MA, U	
	64400-MKP-DQ0ZA	*TYPE3*	-	-	-	-	-	1	----- ED, IN, KO, MA, U	
11	64440-MKP-K80ZA	COWL SET A, L. SIDE(WL)								
		TYPE2	1	-	-	-	-	-		
	64440-MKP-K80ZB	*TYPE1*	1	-	-	-	-	-		
	64440-MKP-J80ZA	*TYPE2*	-	1	1	1	1	-		
	64440-MKP-J80ZB	*TYPE1*	-	1	1	1	-	-	----- CH, ED, IN, KO, MA	
		TYPE1	-	-	-	-	-	1		
	64440-MKP-DQ0ZA	*TYPE1*	-	-	-	-	-	1		
13	64442-MKP-J80	COWL B, L. SIDE	1	1	1	1	1	1		
14	90115-MGZ-J00	SCREW, SPECIAL, 6X14	4	4	4	4	4	-		
	90127-MKN-D50		-	-	-	-	-	4		
15	90116-SP0-003	CLIP, BUMPER SEAL	2	2	2	2	2	2		
16	90132-KPP-T00	SCREW, PAN, 6X10	2	2	2	2	2	2		
17	90583-KVB-900	WASHER, PLAIN, 6MM	2	2	2	2	2	2		
18	90666-SDA-A01	CLIP, SNAP FITTING(PO)								
		(NATURAL)	8	8	8	8	8	8		
19	93903-24380	SCREW, TAPPING, 4X12	27	27	27	27	27	27		



F-48

TOOLS



MKP7F4800

Ref. L.O.N. (Relative ref. Number) F.R.T.
No. Description

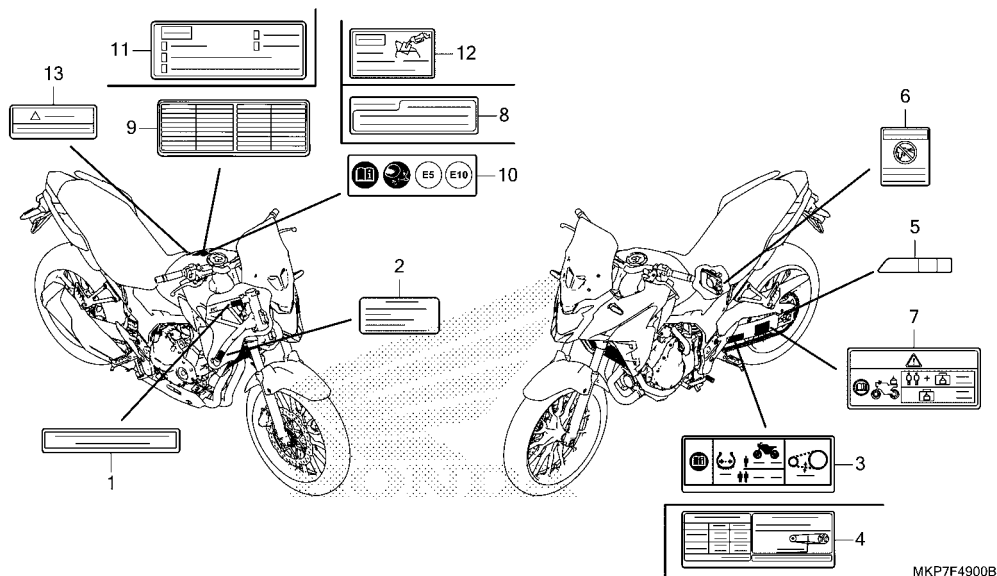
NO INFORMATION

Ref. No.	Part No.	Description	Reqd. QTY							Serial No.	Parts catalogue code
			CB400		CB500						
			XA	X	XA	XA	XA	XA			
			K	K	K	L	M	N			
1	38235-TA0-A01	PULLER, FUSE.....	1	1	1	1	1	1			
2	77251-GR1-000	BAG, SERVICE BOOK.....	1	1	1	1	1	1			
3	89102-KTC-900	DRIVER, SCREW(NO.2 +/-).....	1	1	1	1	1	1			
4	89103-538-000	GRIP.....	1	1	1	1	1	1			
5	89202-MFJ-D00	SPANNER, PIN.....	1	1	1	1	1	1			
6	89211-KWW-640	SPANNER, 10X14.....	1	1	1	1	1	1			
7	89211-MGZ-J00	SPANNER, 8X12.....	(1)	(1)	(1)	(1)	(1)	(1)			
8	89216-KYJ-900	WRENCH, PLUG(16.5).....	(1)	(1)	(1)	(1)	(1)	(1)			
9	89217-KGH-900	HANDLE, EYE WRENCH.....	1	1	1	1	1	1			
10	89101-MC7-000	BAG, TOOL.....	1	1	1	1	1	1			
11	89219-KWW-601	WRENCH, EYE, 19MM.....	(1)	(1)	(1)	(1)	(1)	(1)			
12	89221-MGZ-J00	WRENCH, HEX., 5MM.....	1	1	1	1	1	1			
13	99006-24000	WRENCH, EYE, 24MM.....	(1)	(1)	(1)	(1)	(1)	(1)			
14	77236-KAZ-780	WIRE, HELMET SET.....	1	1	1	1	1	1			



F-49

CAUTION LABEL



Ref. No. L.O.N. (Relative ref. Number) Description F.R.T.

NO INFORMATION

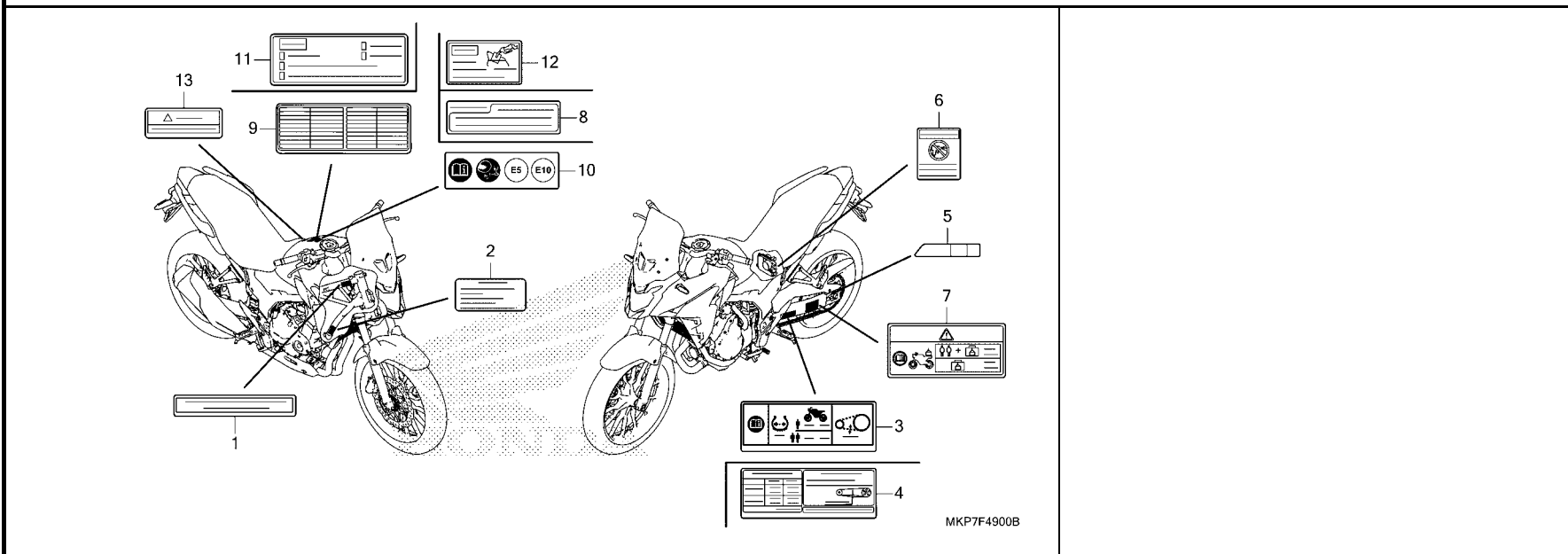
MKP7F4900B

Ref. No.	Part No.	Description	Reqd. QTY						Serial No.	Parts catalogue code
			CB400		CB500					
			XA	X	XA	XA	XA			
			K	K	K	L	M	N		
1	87125-GB0-900	PLATE, NAME	-	-	1	1	1	1	-----	KO
2	87125-KZZ-G40	LABEL, MANUFACTURER	-	-	1	-	1	1	-----	ED
3	87505-MKP-D80	LABEL, TIRE & DRIVE CHAIN (PICTOGRAPH)	-	-	1	-	1	1	-----	ED,U
4	87505-MKP-S80	LABEL, TIRE & DRIVE CHAIN	1	-	-	-	-	-	-----	
	87505-MKP-M80	-	1	1	-	1	1	-----	MA
	87505-MKP-H80	LABEL, TIRE & DRIVE CHAIN (CHINESE)	-	-	1	1	1	1	-----	CH
	87505-MKP-G80	LABEL, TIRE & DRIVE CHAIN (KOREAN)	-	-	1	1	1	1	-----	KO
	87505-MKP-N80	LABEL, TIRE & DRIVE CHAIN (INDONESIAN)	-	-	1	-	1	1	-----	IN
5	87508-MJJ-D31	LABEL, CHAIN ADJUSTER	1	1	1	1	1	1	-----	
6	87509-KWP-900	LABEL, AIR CLEANER ELEMENT NOTICE	-	1	1	-	1	1	-----	MA
	87509-GFM-K00	LABEL, AIR CLEANER ELEMENT NOTICE(CHINESE)	-	-	1	1	1	1	-----	CH
	87509-KWW-A40	LABEL, AIR CLEANER ELEMENT NOTICE(INDONESIAN)	-	-	1	-	1	1	-----	IN
7	87512-MKP-D80	LABEL, ACCESSORIES & LOADING	-	-	1	-	1	1	-----	ED
8	87560-MZ0-670	LABEL, DRIVE	1	-	-	-	-	-	-----	
	87560-KTT-950	LABEL, DRIVE CAUTION	-	1	1	-	1	1	-----	MA
	87560-MBR-871	LABEL, DRIVE CAUTION(KOREAN)	-	-	1	1	1	1	-----	KO
	87560-KVB-930	LABEL, DRIVE CAUTION (INDONESIAN)	-	-	1	-	1	1	-----	IN
9	87560-MGP-F01	LABEL, FRENCH TRANSLATION	-	-	1	-	1	1	-----	ED
10	87586-MGC-DD0	LABEL, FUEL & DRIVE (PICTOGRAPH)	-	-	1	-	-	-	-----	ED

3

F-49

CAUTION LABEL



MKP7F4900B

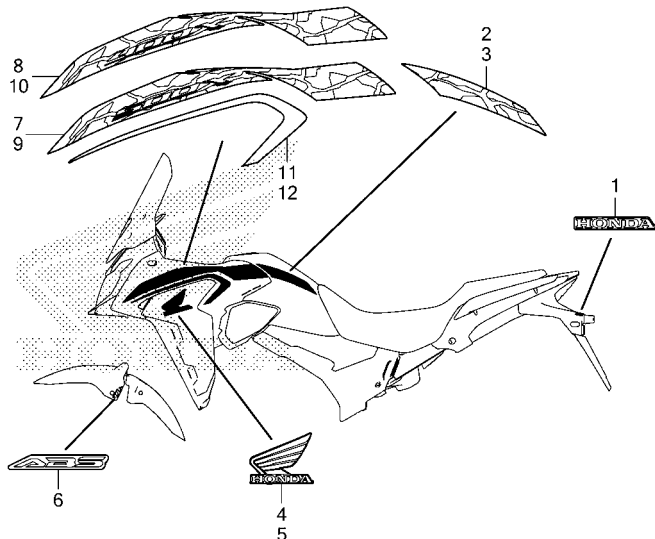
Ref. No.	Part No.	Description	Reqd. QTY						Serial No.	Parts catalogue code
			CB400			CB500				
			XA	X	XA	XA	XA	XA		

10)	87586-MJN-D10	LABEL, FUEL & DRIVE (PICTOGRAPH)	-	-	1	-	-	-	-----	U
	87586-MGC-DD0	-	-	-	-	1	1	-----	ED,U
11	87560-MGE-680	LABEL, DRIVE CAUTION(CHINESE)	-	-	1	1	1	1	-----	CH
12	87562-MGE-680	LABEL, REFUEL CAUTION(CHINESE)	-	-	1	1	1	1	-----	CH
13	87593-MKA-S80	LABEL, BRAKE FLUID(CHINESE)••	-	-	1	1	1	1	-----	CH



F-50

MARK/STRIPE(CB400XA,CB500X,CB500XAK/L/M)



MKP7F5000

Ref. L.O.N. (Relative ref. Number) F.R.T.
No. Description

NO INFORMATION

Ref. No.	Part No.	Description	Reqd. QTY						Serial No.	Parts catalogue code
			CB400 XA K	X K	XA K	CB500 XA L	XA M	XA N		
1	86102-MGZ-J00ZA	MARK, HONDA(60MM) *TYPE1*.....	1	1	1	1	1	-		
2	86171-MKP-K80ZA	STRIPE, R. FUEL TANK *TYPE2*.....	1	-	-	-	-	-		
	86171-MKP-K80ZB	*TYPE1*.....	1	-	-	-	-	-		
	86171-MKP-J80ZC	*TYPE1*.....	-	1	1	1	-	-	----- CH, ED, IN, KO, MA	
	86171-MKP-J80ZB	*TYPE2*.....	-	1	1	1	-	-		
	86171-MKP-J80ZA	*TYPE3*.....	-	1	1	-	-	-	----- ED, MA	
	86171-MKP-DL0ZB	*TYPE1*.....	-	-	-	-	1	-		
	86171-MKP-J80ZC	*TYPE1*.....	-	-	-	-	1	-		
	86171-MKP-J80ZA	*TYPE3*.....	-	-	-	-	1	-	----- ED, IN, MA, U	
3	86172-MKP-K80ZA	STRIPE, L. FUEL TANK *TYPE2*.....	1	-	-	-	-	-		
	86172-MKP-K80ZB	*TYPE1*.....	1	-	-	-	-	-		
	86172-MKP-J80ZC	*TYPE1*.....	-	1	1	1	-	-	----- CH, ED, IN, KO, MA	
	86172-MKP-J80ZB	*TYPE2*.....	-	1	1	1	-	-		
	86172-MKP-J80ZA	*TYPE3*.....	-	1	1	-	-	-	----- ED, MA	
	86172-MKP-DL0ZB	*TYPE1*.....	-	-	-	-	1	-		
	86172-MKP-J80ZC	*TYPE1*.....	-	-	-	-	1	-		
	86172-MKP-J80ZA	*TYPE3*.....	-	-	-	-	1	-	----- ED, IN, MA, U	
4	86201-MKP-K80ZA	MARK, R. WING(85MM) *TYPE2*.....	1	-	-	-	-	-		
	86201-MKP-K80ZB	*TYPE1*.....	1	-	-	-	-	-		
	86201-MKP-J80ZA	*TYPE2*.....	-	1	1	1	1	-		
	86201-MKP-J80ZB	*TYPE1*.....	-	1	1	1	-	-	----- CH, ED, IN, KO, MA	
			-	-	-	-	1	-		
5	86202-MKP-K80ZA	MARK, L. WING(85MM) *TYPE2*.....	1	-	-	-	-	-		
	86202-MKP-K80ZB	*TYPE1*.....	1	-	-	-	-	-		

F-50

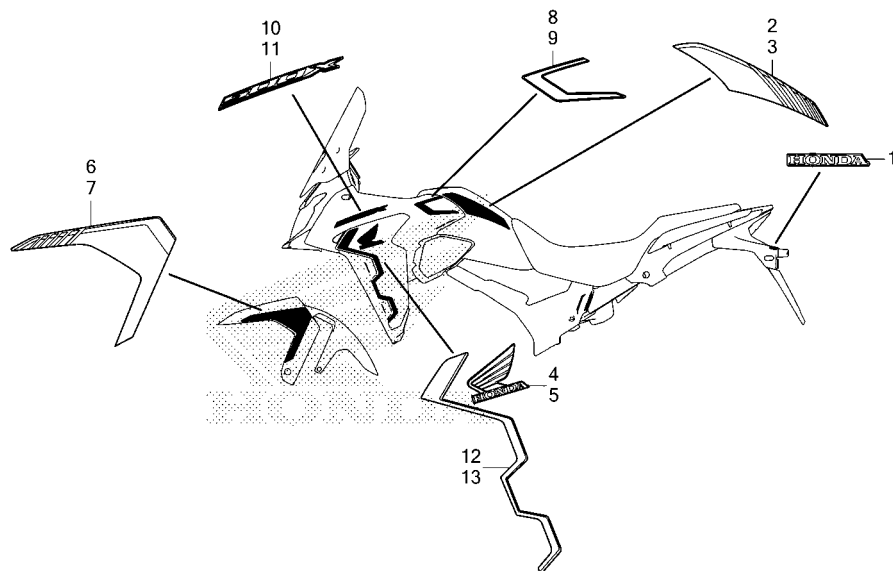
MARK/STRIPE(CB400XA,CB500X,CB500XAK/L/M)

Ref. No.	Part No.	Description	Reqd. QTY							Serial No.	Parts catalogue code
			CB400 XA K	X K	XA K	CB500 XA L	XA M	XA N			
(5)	86202-MKP-J80ZA	MARK, L. WING(85MM)									
		TYPE2	-	1	1	1	1	-			
	86202-MKP-J80ZB	*TYPE1*	-	1	1	1	-	-	-----	CH, ED, IN, KO, MA	
			-	-	-	-	1	-			
6	86611-MGZ-D10ZA	MARK, ABS									
		TYPE3									
		(R. SIDE ONLY)	1	-	1	1	1	-			
7	86641-MKP-J80ZC	STRIPE A, R. MIDDLE COWL									
		TYPE1	-	1	1	1	-	-	-----	CH, ED, IN, KO, MA	
	86641-MKP-J80ZB	*TYPE2*	-	1	1	1	-	-			
	86641-MKP-J80ZA	*TYPE3*	-	1	1	-	-	-	-----	ED, MA	
	86641-MKP-DL0ZB	*TYPE1*	-	-	-	-	1	-			
	86641-MKP-J80ZC	*TYPE1*	-	-	-	-	1	-			
	86641-MKP-DL0ZA	*TYPE2*	-	-	-	-	1	-	-----	ED, IN, MA, U	
8	86641-MKP-K80ZA	STRIPE A, R. MIDDLE COWL									
		TYPE2	1	-	-	-	-	-			
	86641-MKP-K80ZB	*TYPE1*	1	-	-	-	-	-			
9	86642-MKP-J80ZC	STRIPE A, L. MIDDLE COWL									
		TYPE1	-	1	1	1	-	-	-----	CH, ED, IN, KO, MA	
	86642-MKP-J80ZB	*TYPE2*	-	1	1	1	-	-			
	86642-MKP-J80ZA	*TYPE3*	-	1	1	-	-	-	-----	ED, MA	
	86642-MKP-DL0ZB	*TYPE1*	-	-	-	-	1	-			
	86642-MKP-J80ZC	*TYPE1*	-	-	-	-	1	-			
	86642-MKP-DL0ZA	*TYPE2*	-	-	-	-	1	-	-----	ED, IN, MA, U	
10	86642-MKP-K80ZA	STRIPE A, L. MIDDLE COWL									
		TYPE2	1	-	-	-	-	-			
	86642-MKP-K80ZB	*TYPE1*	1	-	-	-	-	-			
11	86643-MKP-K80ZA	STRIPE B, R. MIDDLE COWL									
		TYPE2	1	-	-	-	-	-			
	86643-MKP-K80ZB	*TYPE1*	1	-	-	-	-	-			
	86643-MKP-J80ZC	*TYPE1*	-	1	1	1	-	-	-----	CH, ED, IN, KO, MA	
	86643-MKP-J80ZB	*TYPE2*	-	1	1	1	-	-			
	86643-MKP-J80ZA	*TYPE3*	-	1	1	-	-	-	-----	ED, MA	
	86643-MKP-DL0ZB	*TYPE1*	-	-	-	-	1	-			
	86643-MKP-J80ZC	*TYPE1*	-	-	-	-	1	-			
	86643-MKP-DL0ZA	*TYPE2*	-	-	-	-	1	-	-----	ED, IN, MA, U	
12	86644-MKP-K80ZA	STRIPE B, L. MIDDLE COWL									
		TYPE2	1	-	-	-	-	-			
	86644-MKP-K80ZB	*TYPE1*	1	-	-	-	-	-			
	86644-MKP-J80ZC	*TYPE1*	-	1	1	1	-	-	-----	CH, ED, IN, KO, MA	
	86644-MKP-J80ZB	*TYPE2*	-	1	1	1	-	-			
	86644-MKP-J80ZA	*TYPE3*	-	1	1	-	-	-	-----	ED, MA	
	86644-MKP-DL0ZB	*TYPE1*	-	-	-	-	1	-			
	86644-MKP-J80ZC	*TYPE1*	-	-	-	-	1	-			
	86644-MKP-DL0ZA	*TYPE2*	-	-	-	-	1	-	-----	ED, IN, MA, U	



F-50-1

MARK/STRIPE(CB500XAN)



MKP7F5001

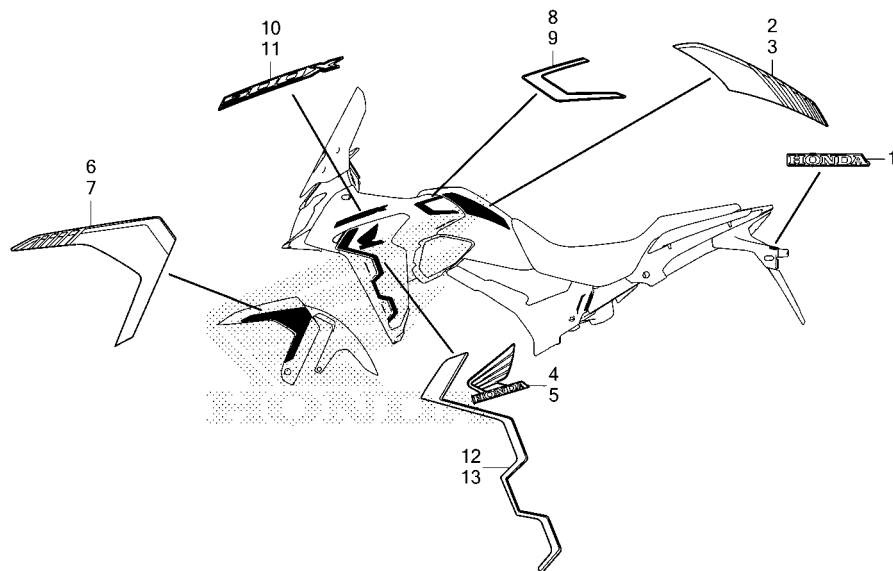
Ref. L.O.N. (Relative ref. Number) F.R.T.
No. Description

NO INFORMATION

Ref. No.	Part No.	Description	Reqd. QTY						Serial No.	Parts catalogue code
			CB400		CB500					
			XA	X	XA	XA	XA			
			K	K	K	L	M	N		
1	86102-MGZ-J00ZA	MARK, HONDA(60MM) *TYPE1*.....	-	-	-	-	-	1		
2	86171-MKP-DQ0ZB	STRIPE, R. FUEL TANK *TYPE2*.....	-	-	-	-	-	1		
	86171-MKP-DQ0ZC	*TYPE1*.....	-	-	-	-	-	1	----- CH, ED, IN, MA, U	
	86171-MKP-DQ0ZA	*TYPE3*.....	-	-	-	-	-	1	----- ED, IN, KO, MA, U	
3	86172-MKP-DQ0ZB	STRIPE, L. FUEL TANK *TYPE2*.....	-	-	-	-	-	1		
	86172-MKP-DQ0ZC	*TYPE1*.....	-	-	-	-	-	1	----- CH, ED, IN, MA, U	
	86172-MKP-DQ0ZA	*TYPE3*.....	-	-	-	-	-	1	----- ED, IN, KO, MA, U	
4	86201-MKP-DQ0ZA	MARK, R. WING(85MM) *TYPE1*.....	-	-	-	-	-	1		
5	86202-MKP-DQ0ZA	MARK, L. WING(85MM) *TYPE1*.....	-	-	-	-	-	1		
6	86611-MKP-DQ0ZB	STRIPE, R. FR. FENDER *TYPE2*.....	-	-	-	-	-	1		
	86611-MKP-DQ0ZC	*TYPE1*.....	-	-	-	-	-	1	----- CH, ED, IN, MA, U	
	86611-MKP-DQ0ZA	*TYPE3*.....	-	-	-	-	-	1	----- ED, IN, KO, MA, U	
7	86612-MKP-DQ0ZB	STRIPE, L. FR. FENDER *TYPE2*.....	-	-	-	-	-	1		
	86612-MKP-DQ0ZC	*TYPE1*.....	-	-	-	-	-	1	----- CH, ED, IN, MA, U	
	86612-MKP-DQ0ZA	*TYPE3*.....	-	-	-	-	-	1	----- ED, IN, KO, MA, U	
8	86641-MKP-DQ0ZB	STRIPE, R. MIDDLE COWL *TYPE2*.....	-	-	-	-	-	1		
	86641-MKP-DQ0ZC	*TYPE1*.....	-	-	-	-	-	1	----- CH, ED, IN, MA, U	
	86641-MKP-DQ0ZA	*TYPE3*.....	-	-	-	-	-	1	----- ED, IN, KO, MA, U	
9	86642-MKP-DQ0ZB	STRIPE, L. MIDDLE COWL *TYPE2*.....	-	-	-	-	-	1		

F-50-1

MARK/STRIPE(CB500XAN)



MKP7F5001

Ref. No.	Part No.	Description	Reqd. QTY						Serial No.	Parts catalogue code
			CB400		CB500					
			XA	X	XA	XA	XA	XA		
			K	K	K	L	M	N		
(9)	86642-MKP-DQ0ZC	STRIPE, L. MIDDLE COWL						1	-----	CH, ED, IN, MA, U
		TYPE1	-	-	-	-	-	1	-----	ED, IN, KO, MA, U
	86642-MKP-DQ0ZA	*TYPE3*	-	-	-	-	-	1	-----	ED, IN, KO, MA, U
10	86643-MKP-DQ0ZB	MARK, R. MIDDLE COWL						1	-----	
		TYPE2	-	-	-	-	-	1	-----	
	86643-MKP-DQ0ZC	*TYPE1*	-	-	-	-	-	1	-----	CH, ED, IN, MA, U
	86643-MKP-DQ0ZA	*TYPE3*	-	-	-	-	-	1	-----	ED, IN, KO, MA, U
11	86644-MKP-DQ0ZB	MARK, L. MIDDLE COWL						1	-----	
		TYPE2	-	-	-	-	-	1	-----	
	86644-MKP-DQ0ZC	*TYPE1*	-	-	-	-	-	1	-----	CH, ED, IN, MA, U
	86644-MKP-DQ0ZA	*TYPE3*	-	-	-	-	-	1	-----	ED, IN, KO, MA, U
12	86645-MKP-DQ0ZA	STRIPE A, R. SIDE COWL						1	-----	
		TYPE1	-	-	-	-	-	1	-----	
13	86646-MKP-DQ0ZA	STRIPE A, L. SIDE COWL						1	-----	
		TYPE1	-	-	-	-	-	1	-----	



PART NO. INDEX

Part Number	Page	Ref.	Part Number	Page	Ref.	Part Number	Page	Ref.	Part Number	Page	Ref.	Part Number	Page	Ref.	Part Number	Page	Ref.	
19102-MJW-J00	143	10	23482-MV9-670	72	7	31000			33000			35121-MJE-D02	92	9	38000			
19109-KBP-900	143	11	23491-MKP-D00	71	5							35130-MKP-D81	83	4				
19125-MGZ-J00	140	1	23492-MGZ-J00	71	6	31110-MKP-D01	63	2	33100-MJW-H93	80	1	35130-MKP-DQ1	83	4	38110-MGZ-J01	137	9	
19126-KM1-010	77	23	23501-MKP-D00	72	8	31110-MKP-DN1	63	2	33100-MJW-J82	80	1	35130-MKP-H81	83	4	38110-MJW-H12	138	9	
19126-MKP-J00	144	12	23511-MKP-D00	71	7	31120-MKP-D01	63	3	33100-MKP-DQ1	80	1	35130-MKP-HQ1	83	4	38110-MJW-H13	138	9	
19127-MKP-J00	144	13	23512-MV9-670	71	8	31200-MGZ-J81	65	1	33113-MJW-J80	135	1	35152-MGZ-J00	83	5	38117-KFE-701	138	11	
19200-MGZ-305	64	1	23521-MKP-D00	72	9	31201-MEW-921	65	2	33115-KVK-900	121	5	35160-MGS-D31	137	8	38117-MGZ-J00	96	8	
19200-MKP-305	64	1	23531-MGZ-J00	71	9	31202-MEW-921	65	3				35200-MKP-D81	83	6	38221-SNA-A31	138	10	
19220-MGZ-J00	64	2	23801-MKP-D00	72	10	31203-MEW-921	65	4	33301-SA0-741	135	2	35200-MKP-D82	83	6	38221-SNA-A41	138	12	
19226-MGZ-J00	64	3				31204-MEW-921	65	5	33400-MKH-C01	134	1	35200-MKP-H81	83	6	38221-SNA-A51	138	13	
	79	1	24000			31205-HP5-601	65	6	33400-MKH-D01	134	1	35200-MKP-H82	83	6	38221-SNA-A81	138	14	
19300-MCJ-003	74	1				31206-MEW-921	65	7	33400-MKP-K01	134	1	35200-MKP-K81	83	6	38235-TA0-A01	149	1	
19305-KV3-010	74	2	24211-MGZ-J00	73	2	31207-HP5-601	65	8	33411-MKK-A00	134	2	35200-MKP-K82	83	6	38255-MKP-T80	138	15	
19305-MGZ-J01	74	2	24212-MGZ-J00	73	3	31208-MEW-921	65	9	33412-KZZ-J00	134	3	35330-KYJ-901	83	7	38256-MKP-A90	138	16	
	78	1	24213-MGZ-J00	73	4	31209-MEW-921	65	10	33412-MKK-A00	134	4	35340-MGS-D31	85	1	38256-MKP-T80	138	16	
19320-MGZ-J80	74	3	24261-MW-921	72	11	31210-MEW-921	65	11	33415-KZZ-J00	134	5		86	1	38281-MGZ-J01	138	17	
19501-MKP-D00	144	14	24310-MKP-D00	73	5	31500-KZZ-J11	136	1	33450-MKH-C01	134	6		88	1	38301-KZZ-J01	139	44	
19502-MKP-D00	144	15	24315-MJE-D00	73	6	31500-KZZ-J81	136	1	33450-MKH-D01	134	6	35350-MKP-DN1	125	6	38301-MKJ-D01	138	18	
19525-MKP-D00	64	4	24321-MAS-000	73	7	31500-KZZ-L41	136	1	33450-MKP-K01	134	6	35350-MKP-J01	125	6	38306-MKP-D00	138	19	
19526-MKP-D00	64	5	24430-MGZ-J00	73	8	31500-KZZ-L61	136	1	33452-KZZ-J00	134	7	35357-HP0-A00	125	7	38501-KWN-901	138	20	
19531-MJW-J00	64	6	24435-MJE-D00	73	9	31500-MKP-H01	136	1	33452-MKK-A00	134	8	35500-MEH-661	67	10	38501-MEL-003	138	21	
	144	16	24610-MGZ-J00	73	10	31500-MKP-H02	136	1	33600-MKP-D81	134	9	35700-MKP-DN1	127	1	38501-MKP-DN1	138	20	
19533-MJW-J00	144	17	24612-MAL-600	73	11	31600-MKN-D51	137	1	33600-MKP-H81	134	9	35700-MKP-J01	127	1				
19535-MJW-J00	64	7	24651-MAS-E00	73	12	31730-MAS-601	137	2	33609-KVR-C01	135	19	35759-MKP-T01	67	11	38506-KZZ-900	138	22	
19619-ZM7-300	120	29	24652-MGZ-J00	73	13	31916-KRM-841	53	8	33650-MKP-D81	134	10	35759-MKP-T02	67	11	38510-MKP-DN1	109	3	
			24706-MK3-770	125	1				33650-MKP-H81	134	10	35850-MT4-003	136	2	38510-MKP-J01	109	3	
22000			24710-MGZ-J00	125	2	32000			33701-MJW-J82	135	3	35856-MGZ-B00	136	3	38514-MKH-D00	88	2	
			24720-MGZ-J00	125	3				33702-MJW-J80	135	4	35910-MKP-J80	93	33	38515-MKP-J00	109	4	
22100-MKP-D01	60	1	24724-MBW-D21	125	4	32100-MKP-DQ0	137	3	33705-KW7-900	80	2				38516-MGE-003	103	3	
22116-MKP-D00	60	2	24781-KR3-770	125	5	32100-MKP-G80	137	3	33705-MGZ-J00	135	5	36000			38517-MGE-003	103	4	
22121-MKN-D11	60	3				32100-MKP-H80	137	3	33706-KW7-900	80	3						109	5
22125-ML7-000	60	4	28000			32100-MKP-HL0	137	3	33706-MFN-D00	135	6	36037-MGZ-A00	122	9	38517-MKA-D80	102	3	
22210-MKP-305	60	18				32100-MKP-HQ0	137	3	33714-KL3-620	137	7	36162-MKA-D81	122	10	38520-MKP-DQ1	103	5	
22350-MKN-D11	60	5	28110-MGZ-J00	61	1	32100-MKP-K80	137	3	33720-MGZ-J01	135	7	36450-KVK-902	121	6	38520-MKP-J81	102	4	
22350-MLE-C11	60	5	28125-MGZ-J01	61	2	32100-MKP-M80	137	3	33720-MJW-H91	135	7	36533-MKP-D01	123	14	38770-MKP-D81	139	23	
22361-MKN-D11	60	6	28125-MLE-C11	61	2	32100-MKP-M90	137	3	33721-KZL-931	135	8				38770-MKP-DL1	139	23	
22401-MKP-D01	60	7	28130-MGZ-J00	61	3	32100-MKP-ML0	137	3	33722-KWN-901	135	8	37000			38770-MKP-DQ2	139	23	
22402-MKN-D11	60	8	28132-MK5-000	61	4	32100-MKP-MQ0	137	3	33728-KPP-T00	135	9				38770-MKP-G81	139	23	
22425-MJP-G51	60	9				32100-MKP-NQ0	137	3	33729-KPH-W00	135	10	37100-MKP-D81	81	1	38770-MKP-GL1	139	23	
22810-MKP-D00	59	4	30000			32100-MKP-T80	137	3	33729-MCZ-003	135	10	37100-MKP-D82	81	1	38770-MKP-GQ2	139	23	
22815-MJE-D00	59	5				32100-MKP-TL0	137	3	33741-KPL-902	133	1	37100-MKP-DL2	81	1	38770-MKP-H81	139	23	
22821-MKP-D00	59	6	30430-MJW-306	92	1	32101-MKP-DN0	67	7	33741-KSH-901	96	11	37100-MKP-M91	81	1	38770-MKP-HQ2	139	23	
22847-MKP-D00	60	10	30430-MJW-325	92	1	32101-MKP-T00	67	7	33741-KSH-902	96	11	37100-MKP-S81	81	1	38770-MKP-M81	138	23	
22870-MKP-DQ1	83	3	30430-MJW-J01	92	1	32102-MGZ-J00	67	8				37110-MKP-D01	81	2	38770-MKP-MQ2	139	23	
			30430-MJW-MQ1	92	1	32102-MKP-DQ0	67	8	33741-KTG-U01	96	11	37110-MKP-M11	81	2	38770-MKP-N81	139	23	
			30430-MJW-S82	92	1	32103-MKP-DQ0	137	4				37120-MKP-D01	81	3	38770-MKP-NQ2	139	23	
			30430-MJW-S83	92	1	32103-MKP-H80	137	4	33741-KWN-901	133	1	37120-MKP-D02	81	3	38770-MKP-S81	138	23	
			30430-MKP-315	92	1	32103-MKP-HQ0	137	4	33742-KVJ-911	133	1	37130-MKP-D81	81	4	38774-MGZ-J00	140	9	
			30430-MKP-316	92	1	32103-MKP-K80	137	4	33742-KVJ-912	133	1	37130-MKP-DL1	81	4	38774-MKP-D00	139	24	
23113-MKG-A00	70	13	30430-MKP-DN1	92	1	32103-MKP-T80	137	4				37130-MKP-M91	81	4				
23211-MKP-D00	71	1	30430-MKP-MN1	92	1	32150-MGZ-J00	119	17	35000			37130-MKP-S81	81	4	40000			
23212-MGZ-J00	71	2	30432-MBW-E02	92	2	32157-MGZ-J00	67	9	35010-MJW-D92	92	3	37205-MKN-D51	81	5				
23220-MGZ-J01	72	1	30433-MKA-D81	93	36	32206-MGZ-J00	137	5	35010-MJW-D93	92	3	37215-KZZ-900	81	6	40510-MJW-J00	128	1	
23421-MKP-D00	71	3	30510-MGZ-J01	140	2	32207-MGZ-J00	119	18	35100-MJW-D12	92	4	37500-MKP-D01	62	4	40510-MKP-DN0	130	1	
23441-MKP-D00	72	3	30520-MGZ-J01	140	3	32410-MKP-DN0	65	12	35101-MJW-D11	92	5	37500-MKT-D01	62	4	40531-K87-A01	128	3	
23442-ML7-000	72	4	30700-MGZ-J01	140	4	32410-MKP-T00	65	12	35101-MJW-D11	92	5	37605-MKH-D01	81	7	40540-K87-A02	128	2	
23451-MKP-D00	71	4				32601-MKP-DN0	65	13	35105-MFJ-D01	92	6	37700-MJE-D01	67	12	40540-KYJ-902	128	2	
23461-MKP-D00	72	5				32601-MKP-T00	65	13	35106-MKP-D00	92	7	37870-KZR-601	53	9				
23481-MKP-D00	72	6				32606-MKK-H11	137	6	35113-MJE-980	92	8	37870-MGS-D31	53	9	40540-MGS-D31	128	2	



PART NO. INDEX

Part Number	Page	Ref.	Part Number	Page	Ref.	Part Number	Page	Ref.	Part Number	Page	Ref.	Part Number	Page	Ref.	Part Number	Page	Ref.
40540-MKP-DN2	130	2	43310-MKP-J91	108	31	45120-MKP-J91	105	9	45520-GW0-911	107	15	51400-MKP-DQ1	100	1	52141-MGZ-J00	128	7
40545-KYJ-902	128	3	43313-MKP-DN1	107	4	45125-MKP-DQ1	88	3	45520-MM5-006	88	13	51400-MKP-J81	98	1	52141-MKP-DN0	130	7
	130	3	43313-MKP-H01	107	4	45125-MKP-H82	86	2	45521-GW0-911	108	16	51400-MKP-K81	98	1	52143-KZ3-860	60	11
40545-MGS-D31	128	3	43313-MKP-H02	107	4	45125-MKP-HQ1	88	3	45521-K21-901	85	13	51401-MKP-DQ1	100	2	52143-MGZ-J00	128	8
40545-MKP-DN2	130	3	43313-MKP-HN1	107	4	45125-MKP-J81	86	2		86	13	51401-MKP-J81	98	2			
			43313-MKP-J01	107	4	45125-MKP-J91	85	2	45530-471-831	85	14	51401-MKP-K81	98	2			
41000			43352-568-003	102	7	45126-MKP-DQ1	88	4		86	14	51402-MGZ-J01	98	3	52170-MKP-DN0	130	9
				103	8	45126-MKP-H82	86	3		88	14	51404-MKP-DN1	101	33	52170-MKP-J00	128	9
41201-MKP-DN0	111	2		110	13	45126-MKP-HQ1	88	4				51410-MKP-305	100	4	52171-KR6-000	128	10
41201-MKP-J80	111	2	43353-461-771	102	8	45126-MKP-J81	86	3	46000			51410-MKP-DQ1	100	4	52200-MKP-DN0	130	10
41201-MKP-K80	111	2		103	9	45131-MKP-J00	91	1				51410-MKP-J81	98	5	52200-MKP-J00	128	11
				110	14	45131-MN9-006	110	17	46182-MEL-D21	108	17	51412-MB4-003	98	6	52400-MKP-307	132	1
42000			43503-MN5-006	107	5	45132-166-016	102	12	46392-TF0-003	91	3		100	5	52400-MKP-309	132	1
			43504-MB2-006	107	6		103	12	46500-KYJ-900	125	8	51412-MKP-DQ1	100	6	52400-MKP-A81	132	1
42301-MKP-J00	111	3	43510-MKP-D81	107	7	45132-MKN-D50	97	1	46504-KV6-702	108	18	51414-MFJ-A51	98	7	52400-MKP-AQ1	132	1
42305-MKP-J00	128	4	43511-MKP-J01	107	8	45132-MKP-J00	91	2	46513-KYJ-900	125	9		100	7	52400-MKP-D81	132	1
	130	4	43512-MKP-J01	107	9	45133-MA3-006	102	13				51415-MFJ-A51	98	8	52400-MKP-DQ1	132	1
42312-MGZ-J00	111	4	43514-KS6-701	107	10		103	13	50000				100	8	52400-MKP-G81	132	1
42313-MKP-J80	111	5	43516-KYJ-901	107	11		110	18				51416-KF0-003	98	9	52400-MKP-GQ1	132	1
42515-MGZ-J10	111	6	43520-MB2-315	107	12	45150-MKP-DQ1	103	14	50100-MKP-C80ZA	141	1	51419-K94-T01	100	9	52400-MKP-H81	132	1
42515-MKN-D50	111	6	43530-KV3-701	107	13	45155-MGZ-J10	86	4	50100-MKP-J80ZA	141	1	51419-MKY-D51	100	10	52400-MKP-HQ1	132	1
42524-T5A-003	102	5				45155-MKP-DQ0	88	5	50194-MGZ-J00	139	25	51420-MKP-307	98	10	52400-MKP-S81	132	1
	103	6	44000			45155-MKP-J90	85	4	50240-MKP-J80ZA	141	2	51420-MKP-J81	98	10	52463-MGZ-J00	128	12
42615-K87-A00	111	7				45156-MKP-J80	86	5	50240-MKP-J80ZB	141	2	51425-MKP-305	100	11			
42615-MKP-DN0	111	7	44125-MN5-000	133	16	45156-MKP-J90	85	5	50279-MKP-J00	108	19	51425-MKP-DQ1	100	11			
42620-MKP-J80	111	8	44301-MKP-DQ0	106	2	45157-MKP-DQ0	93	34	50295-MGZ-J00	141	3	51426-MKP-DQ1	100	12	52465-MKP-J00	132	4
42625-K87-A00	111	9	44301-MKP-J80	105	2	45157-MKP-J80	93	34	50345-MKP-J80	90	1	51432-MV9-003	98	11	52471-MKP-J00	132	3
42650-MKP-J80	111	10	44311-MGZ-J00	105	3	45159-MGZ-J00	102	14	50351-MGZ-J01	141	4	51437-KV3-701	98	12			
42650-MKP-J90	111	10	44311-MKP-DN0	106	3	45160-MKP-DN0	88	6	50353-MGZ-J00	141	5	51437-MKY-D51	101	30	53000		
42711-MKP-J81	111	11	44515-K87-L50	105	4	45190-MKP-DQ1	103	15	50354-MGZ-J00	141	6	51440-MKP-J81	98	13	53100-MKP-DQ0ZA	92	10
42711-MKP-J82	111	11		106	4	45215-MAJ-G41	102	15	50383-KZZ-900	96	1	51440-MKP-K81	98	13	53100-MKP-J80ZA	92	10
42753-GM9-743	105	1	44620-MKP-DQ0	106	5	45218-MAJ-G41	103	16		117	2	51447-KA4-711	98	14	53104-MJE-D40	92	11
	106	1	44620-MKP-J80	105	5	45220-MKP-DQ1	106	10	50401-MJW-J00	141	7		100	14	53105-MGZ-J80	93	12
	111	12	44650-MKP-DQ0	106	6	45250-MKA-J31	102	16	50451-MJW-J00	141	8	51447-MB4-003	101	32	53106-KR3-770	93	13
42753-ML7-004	105	1	44650-MKP-J80	105	6	45250-MKP-DQ1	103	17	50530-MKP-DQ0	127	2	51450-MKY-D51	100	15	53108-KR3-770	93	14
	111	12	44711-MKP-J81	105	7	45250-MKP-J81	102	16	50530-MKP-J80	127	2	51450-MR8-003	98	15	53131-MKP-J40ZA	93	15
			44711-MKP-J82	105	7	45290-MKA-J31	102	23	50530-MKP-K80	127	2	51451-MKY-D51	100	16	53132-MKP-J80ZA	93	16
43000				106	7	45290-MKP-DQ1	103	18	50542-MV4-000	127	3	51455-MKY-D51	100	18	53140-MGS-D30	83	10
			44721-MGH-H21	105	8	45290-MKP-J81	102	17	50600-MKP-J00	126	1	51456-K94-T01	100	19	53150-MGS-D30	83	11
43107-KT7-761	109	6		106	8	45504-410-003	85	7	50611-MKP-J80	126	2	51490-MKL-D81	98	16	53170-MJW-J01	85	15
43108-MBB-006	109	7		111	14		86	7	50612-MM5-000	126	3		100	20			
43108-MCT-006	102	6	44722-MGH-H21	105	8		88	7	50617-445-840	126	4	51500-MKP-307	98	17	53170-MKK-D01	88	15
43110-MGZ-J01	110	24		106	8	45510-MGZ-D02	85	8	50619-MM5-000	126	5	51500-MKP-309	100	21	53172-KYJ-900	83	12
43110-MJW-J11	109	8		112	14		86	8	50639-ML0-010	126	6	51500-MKP-DQ1	100	21	53178-MKP-J00	83	13
43112-KT7-761	109	9	44723-MGH-H21	105	8	45510-MJE-D01	88	8	50642-MM5-000	126	7	51500-MKP-J81	98	17	53192-268-000	83	14
43132-KT7-761	109	10		106	8	45512-MA6-006	85	9	50644-445-840	126	8	51500-MKP-K81	98	17	53192-MFL-000	93	17
43150-MGZ-J01	110	11		112	14		86	9	50661-MJE-D00	126	9	51511-MKP-DQ1	101	34	53213-MB4-771	94	1
43150-MJW-J11	109	11					88	9	50700-MJW-J00	126	10	51512-MKP-DQ1	100	24			
43155-MKP-DN0	108	32	45000			45513-K33-D01	107	14	50710-KYJ-900	126	11	51520-MKP-307	98	18			
43155-MKP-J00	107	1				45513-KK1-771	85	10	50711-KET-600	126	12	51520-MKP-J81	98	18	53214-371-010	94	2
43156-MKP-J00	107	2	45107-ML4-006	102	9		86	10	50712-KET-600	126	13	51525-MKP-305	100	25			
43215-KZ4-J41	103	7	45108-ML7-922	103	10	45513-MM5-016	88	10	50714-KBA-930	126	14	51525-MKP-DQ1	100	25	53219-MKP-DQ0	95	3
	110	12	45111-MA3-006	110	15	45517-166-006	83	9	50715-MKP-J80	126	15	51526-MKP-DQ1	101	26	53219-MKP-J80	94	3
	111	13	45111-MAJ-G41	102	10		85	11	50725-MGZ-J00	126	16				53220-K87-A00	94	4
43251-MGZ-J02	111	13		103	11		86	11				52000					
43251-MKP-DN1	111	13		110	16		88	11	51000			52101-MGZ-J00	128	5	53232-K94-T00	93	37
43310-MKP-DQ1	107	3	45112-MS9-611	102	11	45518-MM5-006	88	12				52101-MKP-DN0	130	5	53232-MJW-J00	93	18
43310-MKP-H82	107	3	45120-MKP-DQ1	106	9	45520-GE2-006	85	12	51400-MKP-307	98	1	52105-MJ0-000	128	6	53300-MKP-DQ0	93	38
43310-MKP-HQ1	107	3	45120-MKP-J81	105	9		86	12	51400-MKP-309	100	1				53300-MKP-J80	93	19

PART NO. INDEX

Part Number	Page	Ref.	Part Number	Page	Ref.	Part Number	Page	Ref.	Part Number	Page	Ref.	Part Number	Page	Ref.
53781-SE0-952	110	19	64300-MKP-DL0ZD	147	4	77236-KAZ-780	149	14	86643-MKP-DQ0ZA	155	10	88210-MKP-DP0	82	2
	124	28	64300-MKP-DQ0ZA	147	4	77239-MJE-D03	115	10	86643-MKP-DQ0ZB	155	10	88210-MKP-HP0	82	2
57000			64300-MKP-DQ0ZB	147	4	77241-MGZ-J80ZA	116	2	86643-MKP-DQ0ZC	155	10	88220-MJE-D40	82	3
			64300-MKP-DQ0ZC	147	4	77241-MGZ-J80ZD	116	2	86643-MKP-J80ZA	153	11	88220-MJE-HF0	82	3
			64300-MKP-J80ZA	147	4	77251-GR1-000	149	2	86643-MKP-J80ZB	153	11	88220-MKP-DP0	82	3
57110-MKP-DQ1	90	2	64300-MKP-J80ZB	147	4	77251-MJW-J80ZA	116	3	86643-MKP-J80ZC	153	11	88220-MKP-HP0	82	3
57110-MKP-J81	90	2	64300-MKP-J80ZC	147	4	77251-MJW-J80ZD	116	3	86643-MKP-K80ZA	153	11			
			64300-MKP-K80ZA	147	4	77302-KW7-900	80	5	86643-MKP-K80ZB	153	11	89000		
60000			64300-MKP-K80ZB	147	4	77330-MGZ-J80ZE	115	11	86644-MKP-DL0ZA	153	12			
			64340-MKP-DQ0ZA	147	6	77331-MGZ-J00	115	12	86644-MKP-DL0ZB	153	12	89101-MC7-000	149	10
60114-MKP-J80	96	12	64340-MKP-J80ZA	147	6	77331-MGZ-J80	115	13	86644-MKP-DQ0ZA	155	11	89102-KTC-900	149	3
60115-MKP-J80	96	13	64340-MKP-J80ZB	147	6	77340-MGZ-J80ZD	115	14	86644-MKP-DQ0ZB	155	11	89103-538-000	149	4
			64340-MKP-K80ZA	147	6	77582-MJW-J80	115	15	86644-MKP-DQ0ZC	155	11	89202-MFJ-000	149	5
61000			64340-MKP-K80ZB	147	6				86644-MKP-J80ZA	153	12	89211-KWW-640	149	6
			64342-MKP-J80	147	8	80000			86644-MKP-J80ZB	153	12	89211-MGZ-J00	149	7
61101-MKP-J80ZA	96	2	64350-MKP-J80	117	4				86644-MKP-J80ZC	153	12	89216-KYJ-900	149	8
61102-KTY-D30	90	3	64400-MKP-DL0ZC	148	9	80100-MGZ-D01ZA	133	3	86644-MKP-K80ZA	153	12	89217-KGH-900	149	9
	114	16	64400-MKP-DL0ZD	148	9	80100-MGZ-J01ZA	133	3	86644-MKP-K80ZB	153	12	89219-KWW-601	149	11
	144	18	64400-MKP-DQ0ZA	148	9	80100-MJV-H01ZA	133	3	86645-MKP-DQ0ZA	155	12	89221-MGZ-J00	149	12
61102-MKP-J80	96	3	64400-MKP-DQ0ZB	148	9	80101-165-000	96	7	86646-MKP-DQ0ZA	155	13			
61103-KPF-910	96	4	64400-MKP-DQ0ZC	148	9							90000		
61104-428-010	122	11	64400-MKP-J80ZD	147	9	80104-MKP-J80	133	5	86201-MKP-DQ0ZA	154	4			
61104-428-730	121	7	64400-MKP-J80ZE	147	9	80106-MGZ-J00	133	6	86201-MKP-J80ZA	152	4	87125-GB0-900	150	1
61104-KZZ-900	80	4	64400-MKP-J80ZF	147	9	80109-KYJ-900	119	19	86201-MKP-K80ZA	152	4	87125-KZZ-G40	150	2
61105-KPF-910	96	5				80113-MGZ-J00	133	7	86201-MKP-K80ZB	152	4	87505-MKP-D80	150	3
61105-MKP-DN0	97	9	64400-MKP-K80ZA	147	9	80123-KPP-900	133	8	86202-MKP-DQ0ZA	154	5	87505-MKP-G80	150	4
61110-MKP-DQ0ZA	97	2	64440-MKP-K80ZB	147	9	80123-MER-D00	96	15	86202-MKP-J80ZA	153	5	87505-MKP-H80	150	4
61110-MKP-DQ0ZB	97	2	64440-MKP-DQ0ZA	148	11				86202-MKP-J80ZB	153	5	87505-MKP-M80	150	4
61110-MKP-DQ0ZC	97	2	64440-MKP-J80ZA	148	11	83000			86202-MKP-K80ZA	152	5	87505-MKP-N80	150	4
61110-MKP-J80ZA	96	6	64440-MKP-J80ZB	148	11				86202-MKP-K80ZB	152	5	87505-MKP-S80	150	4
61110-MKP-K80ZA	96	6	64440-MKP-K80ZA	148	11	83511-MKP-J80ZA	117	6	86611-MGZ-D10ZA	153	6	87508-MJJ-D31	150	5
61304-415-000	144	19	64440-MKP-K80ZB	148	11	83511-MKP-J80ZB	117	6	86611-MKP-DQ0ZA	154	6	87509-GFM-K00	150	6
61309-GE4-003	65	14	64442-MKP-J80	148	13	83511-MKP-J80ZC	117	6	86611-MKP-DQ0ZC	154	6	87509-KWP-900	150	6
61312-149-300	97	3	64450-MKP-J80	117	5	83511-MKP-J80ZD	117	6	86612-MKP-DQ0ZA	154	7	87509-KWW-A40	150	6
61316-KCJ-661	146	27	64535-MFJ-D00	139	26	83511-MKP-J80ZD	117	6	86612-MKP-DQ0ZB	154	7	87512-MKP-D80	150	7
61410-MKP-J80	90	4				83511-MKP-J80ZH	117	6	86612-MKP-DQ0ZC	154	7	87516-KFK-750	132	5
			67000			83520-MKP-J80	117	7	86641-MKP-DL0ZA	153	7	87516-KZZ-L40	132	5
64000			67101-MKP-H80	145	13	83545-KCJ-690	119	20	86641-MKP-DL0ZB	153	7	87516-MBL-610	132	5
			67101-MKP-J80	145	13				86641-MKP-DQ0ZA	154	8	87516-MCA-G60	132	5
64122-MCZ-000	114	17				83551-300-000	114	20	86641-MKP-DQ0ZB	154	8	87516-MJF-H10	132	5
64131-MKP-J80	145	1							86641-MKP-DQ0ZC	154	8	87560-KTT-950	150	8
64141-MKP-J80	145	2	77000						86641-MKP-J80ZA	153	7	87560-KVB-930	150	8
64165-MJF-A30	117	3				83551-376-000	141	9	86641-MKP-K80ZA	153	7	87560-MBR-871	150	8
64216-GJ2-730	145	3	77103-MEE-000	96	14	83606-KWS-901	115	16	86641-MKP-K80ZB	153	7	87560-MGE-680	151	11
64221-MKP-J80	145	4				83611-MKP-J80ZA	117	8	86641-MKP-K80ZC	153	7	87560-MZ0-670	150	8
64224-MJW-J80	145	5				83611-MKP-J80ZB	117	8	86642-MKP-DL0ZA	153	9	87586-MGC-DD0	150	10
64230-MKP-J80	147	2				83611-MKP-J80ZC	117	8	86642-MKP-DL0ZB	153	9			
64231-MKP-N80	146	28				83611-MKP-J80ZD	117	8	86642-MKP-DQ0ZA	155	9			
64234-MJW-J80	145	6				83611-MKP-J80ZE	118	8	86642-MKP-DQ0ZB	154	9			
64240-MKP-J80	147	3				83620-MKP-J80	118	9	86642-MKP-DQ0ZC	154	9			
64241-MKP-J80	145	7				83705-MT3-300	133	10	86642-MKP-J80ZA	153	9			
64243-MEW-920	114	18							86642-MKP-J80ZB	153	9			
64245-MKP-J80	145	8				84000			86642-MKP-K80ZA	153	10			
64260-MKP-J80	145	9							86642-MKP-K80ZB	153	10			
64270-MKP-J80	145	10				84706-163-670	97	5	86642-MKP-K80ZC	153	10			
64280-MKP-J80	145	11							86642-MKP-K80ZD	153	10			
64285-MKP-J00	133	2							86642-MKP-K80ZE	153	10			
	145	12				86000			86643-MKP-DL0ZA	153	11			
64300-MKP-DL0ZC	147	4							86643-MKP-DL0ZB	153	11			
			77235-MJE-D00	115	9	86102-MGZ-J00ZA	152	1						




PART NO. INDEX

Part Number	Page	Ref.	Part Number	Page	Ref.	Part Number	Page	Ref.	Part Number	Page	Ref.	Part Number	Page	Ref.	Part Number	Page	Ref.	
90013-GHB-710	96	16	90113-MGZ-J00	125	10	90166-GHB-780	141	14	90456-MA6-000	71	15	90701-MV9-670	68	21			79	1
90013-MGZ-J00	70	14	90113-MKN-D50	88	19	90168-S2A-010	141	16	90459-438-000	72	15	90742-KYJ-900	70	16	91305-KC1-850	68	24	
90015-MGZ-J01	67	17	90114-166-006	85	16	90180-MN8-006	110	22	90463-MEE-000	58	11	90852-KPP-T00	133	15			79	1
90017-GHB-620	93	35		86	16	90191-MJE-D40	93	24		79	1				91305-MCJ-751	68	25	
90017-GHB-640	62	8	90114-KPH-700	116	4	90202-KCW-870	85	18	90463-ML7-000	64	10	91000					79	1
90017-KYJ-900	53	12	90114-MA5-671	88	20		86	18		68	20				91307-035-000	59	11	
90017-MGZ-J00	61	5	90115-MGZ-J00	90	6		88	22		79	1	91001-MGZ-J00	70	17			79	1
90019-KYJ-900	53	13		128	14	90231-MJE-D00	60	13	90463-MR7-000	72	16	91001-MGZ-J01	70	17	91307-PLC-004	53	18	
90019-MB0-000	66	13		133	12	90301-782-000	96	17	90464-MR7-000	72	17	91007-MGS-D31	73	18	91309-425-003	65	16	
90019-MGZ-J00	66	13		148	14		97	12	90501-K87-A00	112	19	91008-KCY-671	60	16			79	1
90021-MGZ-D02	77	24	90115-MV9-000	126	17	90301-KGH-901	84	17	90502-KGB-610	123	18	91015-KT8-005	94	8	91313-MB0-003	66	16	
90021-MGZ-J00	66	14	90116-KV3-701	99	20		114	24	90503-KGA-900	93	26	91016-KT8-005	94	9			79	1
	73	14	90116-MGZ-J00	126	18	90301-KWN-901	133	13	90503-MJE-D40	133	14		95	9	91320-MB0-000	65	17	
90021-MM5-000	73	14	90116-MKA-D80	102	19	90301-KWW-640	82	5	90504-964-000	145	21	91022-MN4-003	71	17	91333-PNC-006	62	9	
90023-GHB-720	53	11		110	21	90301-MGZ-J00	125	12	90505-MGZ-A00	122	13	91023-MKP-D01	72	19			79	1
90023-KYJ-900	63	4	90116-MKP-DN0	103	19	90302-425-830	94	6		135	13	91023-MN4-003	71	18	91351-MGS-D30	112	24	
90023-MGZ-J00	73	15		110	21		95	6	90506-425-830	94	7	91026-MGZ-J00	72	20	91356-KF0-003	99	23	
90025-GHB-610	58	8	90116-SP0-003	145	16	90302-KVB-T01	135	12		95	7	91026-MKP-DN1	72	20			101	31
90025-GHB-680	58	9		148	15	90303-MGZ-J40	144	22	90507-MGZ-J00	84	19	91051-KVK-901	105	11	91406-MS8-000	119	23	
90028-GHB-670	74	4	90117-KZZ-J80	93	23	90304-GE8-003	93	27	90507-ZV1-000	145	22		106	14	91456-371-770	93	31	
90028-GHB-680	62	5	90118-MGZ-J00	123	16		132	9	90508-K21-921	108	23	91051-MKP-DN1	95	8	91508-MGP-D00	119	24	
	64	8	90119-MJW-J40	124	29	90304-KGA-900	93	25	90538-KSH-900	119	21	91052-MGS-D31	132	10	91535-STK-003	139	31	
90028-GHB-690	59	8	90120-KCR-003	144	20	90304-KGH-901	93	27	90543-MV9-670	52	9	91053-MGS-D31	112	20	91535-TA0-003	135	17	
	62	7	90120-MJE-D00	114	22		127	6		78	1	91053-MKP-DN1	112	20			139	42
90028-GHB-740	62	6	90121-MGZ-J00	132	6		132	9	90544-283-000	99	21	91054-MT6-831	112	21	91554-SM4-003	83	8	
90028-GHB-780	64	9	90122-MCH-A00	95	5	90304-KPH-700	123	17	90545-300-000	85	19	91059-KY2-711	93	28			93	29
90037-422-003	72	12	90122-MGZ-J00	132	7	90304-MCF-000	93	39		86	19	91071-KV3-005	129	17	91558-MKP-J01	122	14	
90048-MY5-600	67	18	90122-MKN-D50	93	24	90305-GE8-003	129	15		89	23		130	16	91565-SEL-003	139	43	
90050-MKN-D11	60	12	90123-MGZ-J00	132	8	90305-GW2-711	112	17		108	24	91071-MT7-003	129	18	91580-SM4-003	84	22	
90071-MB0-000	65	15	90127-MKN-D50	90	6	90305-K87-A00	105	14	90557-230-000	125	13		130	17	91593-MGZ-J01	114	25	
90101-KTB-000	141	12		130	13		106	13	90583-KVB-900	148	17	91106-MCF-003	73	19	91771-MKK-H11	137	6	
90101-MGZ-J00	141	11		133	12	90305-KCJ-951	129	15	90601-107-000	71	16	91111-PJ2-003	60	17			139	47
90101-MJW-J40	66	19		148	14		130	14	90601-KAF-003	125	14	91202-MAL-601	129	19				
90101-MKP-DN0	141	11	90129-MGZ-J00	139	27	90306-KGH-901	112	18	90603-MN4-000	72	18		130	18	92000			
90101-MKP-DQ0	101	27	90130-KYJ-900	90	7	90309-357-000	129	16	90628-750-000	135	14	91203-KSP-911	73	20				
90102-MAS-000	112	15		97	6		130	15	90646-657-000	119	22	91204-KK0-003	59	9	92101-05020-0A	135	18	
90102-MFG-D00	94	5	90130-MGZ-J00	96	9	90310-MJE-D40	82	5	90650-KV6-003	139	45	91207-KT8-003	72	21	92101-06025-0A	140	7	
90102-MGZ-J00	141	13	90131-883-000	66	15	90312-GFM-970	140	6	90651-K14-A31	145	23	91212-422-006	108	25	92501-08025-0A	126	19	
90103-MGZ-J00	141	14	90131-K87-L50	105	13	90315-MFL-003	144	23	90651-KV6-003	125	15	91213-MB2-006	129	20	92900-06016-0E	68	26	
90104-KYJ-900	141	15		106	12	90321-315-670	84	18		139	46		130	19	92900-08022-3E	53	15	
90104-MGZ-J00	94	5	90131-KYJ-710	103	20	90401-KCY-670	63	5	90651-MA5-671	85	20	91251-MKL-D81	99	22				
90104-MJE-D40	82	4	90131-KZZ-900	102	20	90403-KE7-000	71	11		86	20		101	28	93000			
90105-KGH-900	112	16	90131-MKP-T80	96	10	90405-MGZ-J00	70	15		89	24	91252-K35-V01	105	12				
90105-MGS-D30	105	10	90132-KPP-T00	148	16	90417-360-000	73	16	90651-MKP-DN1	139	48		106	15	93411-05025-08	134	11	
	106	11	90132-KYJ-960	127	5	90418-KYJ-900	53	14	90652-HC4-003	139	30	91253-443-761	112	22	93411-05040-08	134	12	
90106-GBB-710	145	14	90132-MJE-D40	145	17		78	1	90652-KT1-771	93	30		23	23	93500-04008-1H	77	27	
90106-MCF-D00	128	13	90133-KPP-T00	116	5	90432-MM5-000	60	14		123	19	91258-MEE-D01	101	29	93600-04012-1G	85	21	
	130	12		118	10	90442-028-000	67	19		135	15	91262-KV3-831	129	21			86	21
90107-MBG-000	93	21		145	18		79	1		139	29		130	20			89	25
90107-MGE-000	93	22	90134-KPP-T00	144	21	90442-397-000	58	10	90666-SDA-A01	148	18		132	11	93891-05016-08	119	25	
90108-MKP-DQ0	127	4	90134-MJE-D00	145	19		79	1	90677-KAN-T00	135	16	91301-MKP-T01	77	25	93892-05012-08	65	18	
90108-MR5-000	127	4	90135-K87-A00	139	28	90443-KTM-970	145	20		145	24	91301-ML7-003	59	10	93892-05012-18	77	28	
90109-MR7-000	98	19	90135-MS2-000	114	23	90451-155-000	73	17	90683-GR1-003	115	17		79	1	93892-05014-18	77	29	
90111-162-000	140	5	90145-MS9-612	85	17	90451-KY2-000	71	12		116	6	91301-PLC-000	77	26	93893-04012-17	85	22	
90111-187-000	133	11		86	17	90452-MKP-D01	60	15	90683-SA0-003	139	41	91302-MB0-013	64	11			86	22
90111-KW3-003	145	15		88	21	90452-MR7-000	72	13	90690-MCA-003	102	21		79	1			89	26
90111-MKP-DN0	133	11		108	22	90454-428-000	72	14		110	23	91303-KF0-003	68	22	93901-24480	135	19	
90111-MR5-000	136	4	90165-MGZ-J00	125	11	90454-KYJ-900	71	13	90690-MEF-800	84	20		79	1	93901-25280	129	22	
90113-4R8-000	84	16	90166-GHB-760	141	13	90455-KYJ-900	71	14	90690-MJE-D11	102	22	91304-MCP-900	68	23	93901-25320	120	26	

PART NO. INDEX

Part Number	Page	Ref.	Part Number	Page	Ref.	Part Number	Page	Ref.	Part Number	Page	Ref.	Part Number	Page	Ref.	Part Number	Page	Ref.
93903-24380	80	6	95000			96100-63050-00	71	20									
	118	11				96220-40080	73	23									
	135	20	95001-75080-40	122	17	96400-08035-04	124	23									
	139	32	95002-02100	144	24	96400-08050-00	124	24									
	146	25	95002-40800-08	122	18	96600-06020-00	108	30									
	148	19	95002-50000	144	25	96600-06025-00	115	21									
93903-24420	135	21	95005-35045-20	77	30	96600-08020-10	73	24									
93903-25480	120	27	95005-45175-20	114	29	96600-08028-08	93	32									
93913-25380	81	8	95005-50400-30	144	26												
			95005-75640-20	114	30	98000											
94000			95012-17001	136	5												
			95015-54000	108	28	98200-33000	136	6									
94001-06070-0S	125	16	95015-82000	126	24												
94002-08000-0S	108	26	95701-06010-00	139	37	99000											
94002-08070-0S	84	21	95701-06010-07	85	23												
94021-05000-0S	122	15		86	23	99006-24000	149	13									
94021-06070-0S	97	7		89	27												
94050-06000	68	27	95701-06012-00	68	28												
	114	26		115	19												
94050-06070	139	33	95701-06012-07	108	29												
	146	29	95701-06014-00	58	12												
94050-06080	121	8		71	19												
	139	34		73	22												
	140	8	95701-06014-07	124	30												
94050-08000	123	20		146	30												
94050-10000	142	17	95701-06014-08	139	38												
94101-06000	115	18		142	19												
	126	20	95701-06018-00	68	29												
94101-06700	96	18	95701-06020-07	125	18												
	97	13		139	39												
94101-10800	132	12	95701-06022-00	139	40												
	142	18	95701-06022-07	144	27												
94102-08000	126	21	95701-06022-08	122	19												
94103-04000	135	22		139	40												
94103-05700	81	9	95701-06028-00	121	9												
94103-05800	122	16	95701-06028-08	121	9												
94103-06800	133	17	95701-06035-00	66	20												
	139	35		68	30												
94103-08000	123	21	95701-06040-08	68	31												
94109-12000	66	17	95701-06095-00	68	32												
	79	1	95701-08025-00	115	20												
94201-16150	126	22	95701-08050-00	123	22												
94201-20150	108	27	95701-08055-00	68	33												
	126	23	95701-08075-00	68	34												
94301-08140	53	16	95701-10075-00	68	35												
	59	12	95801-06028-00	58	13												
	62	10		65	19												
	66	18	95801-08032-00	146	26												
94301-10160	52	10															
94301-12160	53	17	96000														
94510-14000	73	21															
94511-15000	125	17	96001-06012-00	90	8												
94520-35000	129	23	96001-06014-00	63	6												
	131	21	96001-06014-07	68	36												
94560-62200	72	22	96001-06020-04	120	28												
94591-49000	139	36	96001-06025-07	80	7												
			96001-06040-00	63	7												
			96100-62020-10	129	24												
				131	22												



PART NAME INDEX

Part name	Page	Ref.	Part name	Page	Ref.	Part name	Page	Ref.
[A]			BEARING, RADIAL BALL, 6202 ...	129	24	BOLT, FLANGE, 6X10	87	24
ARM COMP., EX. VALVE ROCKER ...	55	5		131	22		88	16
ARM COMP., GEAR CHANGE	125	2	BEARING, RADIAL BALL, 6203UU .	105	11		89	27
ARM COMP., IN. VALVE ROCKER ...	55	4		106	14		108	20
ARM SUB ASSY., CUSHION	132	4	BEARING, RADIAL BALL, 6204UU .	112	20	BOLT, FLANGE, 6X12	139	37
ARM, L. STEP	126	7	BEARING, RADIAL BALL, 6303UU .	112	21		68	28
ARM, R. STEP	126	3	BEARING, RADIAL BALL, 6305 ...	71	20		87	25
AXLE, FR. WHEEL	105	2	BEARING, RADIAL BALL, 6903 ...	60	16		88	17
	106	2	BEARING, SPECIAL RADIAL BALL,				90	8
AXLE, RR. WHEEL	111	3	6204	70	17		102	18
			BODY ASSY., THROTTLE	75	7		108	21
				76	7		29	
			BODY COMP., FRAME	141	1		110	20
			BODY COMP., IDLE AIR CONTROL				115	19
			VALVE	77	16	BOLT, FLANGE, 6X14	58	12
			BODY SET	76	8		63	6
BAG, SERVICE BOOK	149	2		77	31		68	36
BAG, TOOL	149	10	BOLT-WASHER, 4X8	67	13		71	10
BAND F, BATTERY	136	5	BOLT-WASHER, 5X25	134	11		73	22
BAND, INSULATOR	53	7	BOLT-WASHER, 5X40	134	12		93	23
BAND, L. RR. MUFFLER	123	8	BOLT-WASHER, 6X12	66	14		73	22
BAND, TOOL	115	16		66	14		93	23
	133	8		73	14		124	30
BAND, WIRE	93	30	BOLT-WASHER, 6X16	144	20		139	38
	123	19	BOLT-WASHER, 9X100	53	10	BOLT, FLANGE, 6X16	102	19
	135	15	BOLT ASSY., FR. FORK	98	15		103	19
	139	29	BOLT COMP., FR. FORK	100	15		110	21
BAND, WIRE, 165MM	125	15	BOLT, ADAPTER, 10MM	82	4	BOLT, FLANGE, 6X18	62	8
	139	46	BOLT, BRAKE DISK, 8X24	112	16		68	29
BAND, WIRE, 95MM	139	45	BOLT, CAP, 8X25	126	19	BOLT, FLANGE, 6X20	52	8
BAR COMP., SIDE STAND	127	2	BOLT, CHANGE PIVOT	125	10		66	19
BAR, L. PILLION STEP	126	13	BOLT, CONNECTING ROD	69	6		120	28
BAR, R. PILLION STEP	126	12	BOLT, DISK, 8X25	105	10		125	18
BASE COMP., CONTACT	92	5		106	11		139	39
BATTERY	136	1	BOLT, DRAIN PLUG, 12X15	66	15	BOLT, FLANGE, 6X22	74	4
BEARING A, CONNECTING ROD	69	7	BOLT, FLANGE SOCKET, 6X22 ...	74	4		83	15
BEARING A, CRANKSHAFT	69	10	BOLT, FLANGE SOCKET, 6X25 ...	62	5		85	25
BEARING B, CONNECTING ROD	69	7		64	8		87	26
BEARING B, CRANKSHAFT	69	10	BOLT, FLANGE SOCKET, 6X28 ...	59	8		88	18
BEARING C, CONNECTING ROD	69	7		62	7		122	19
BEARING C, CRANKSHAFT	69	10	BOLT, FLANGE SOCKET, 6X40 ...	62	6		139	40
BEARING D, CONNECTING ROD	69	7	BOLT, FLANGE SOCKET, 6X60 ...	64	9		144	27
BEARING D, CRANKSHAFT	70	10	BOLT, FLANGE SOCKET, 8X35 ...	101	27	BOLT, FLANGE, 6X23.5	88	19
BEARING E, CONNECTING ROD	69	7	BOLT, FLANGE, 10X146	141	15		58	9
BEARING E, CRANKSHAFT	70	10	BOLT, FLANGE, 10X35	141	16		62	5
BEARING, HEAD PIPE UNDER	94	9	BOLT, FLANGE, 10X40	94	5		64	8
	95	9		141	11		80	7
BEARING, HEAD PIPE UPPER	94	8	BOLT, FLANGE, 10X45	141	12		114	21
	95	8	BOLT, FLANGE, 10X62	132	6	BOLT, FLANGE, 6X28	58	13
BEARING, NEEDLE	129	17	BOLT, FLANGE, 10X65	141	13		59	8
			BOLT, FLANGE, 10X75	68	35		62	7
	130	16		141	14		65	19
			BOLT, FLANGE, 12X50	63	4		66	12
BEARING, NEEDLE, 14X22X16	73	19	BOLT, FLANGE, 5X12	122	12		66	12
BEARING, NEEDLE, 17X24X30	132	10	BOLT, FLANGE, 6MM	133	11		121	9
BEARING, NEEDLE, 17X27X14.8 ...	71	17		140	5	BOLT, FLANGE, 6X30	60	12
BEARING, NEEDLE, 20X24X11	72	20	BOLT, FLANGE, 6X10	58	8		53	12
BEARING, NEEDLE, 20X34X16.8 ...	72	19		85	23			
BEARING, NEEDLE, 30X35X17	60	17		86	23			
BEARING, RADIAL BALL, 25X47X8 .	73	18						

PART NAME INDEX

Part name	Page	Ref.	Part name	Page	Ref.	Part name	Page	Ref.
BOLT, FLANGE, 6X35	53	11	BOLT, SOCKET, 8MM	61	5	CALIPER SUB ASSY., RR.	109	11
	66	20		99	20		110	11
	68	30	BOLT, SOCKET, 8X20	73	24	CALIPER SUB ASSY., R. FR.	102	16
BOLT, FLANGE, 6X37	96	10	BOLT, SOCKET, 8X22	126	18		103	17
BOLT, FLANGE, 6X39.5	53	13	BOLT, SOCKET, 8X28	93	32	CAMSHAFT COMP., EX.	55	3
BOLT, FLANGE, 6X40	62	6	BOLT, SOCKET, 8X32	95	5	CAMSHAFT COMP., IN.	55	2
	63	7	BOLT, SPECIAL, 10MM	72	12	CANISTER COMP.	122	4
	68	31	BOLT, SPECIAL, 10X25	70	14	CAP ASSY., NOISE SUPPRESSOR ...	140	4
	96	16	BOLT, SPECIAL, 6X16	127	5	CAP COMP., FUEL FILLER	113	14
BOLT, FLANGE, 6X60	64	9	BOLT, STUD, 12X25	112	15		114	14
BOLT, FLANGE, 6X95	68	32	BOLT, STUD, 6X16	68	26	CAP COMP., RADIATOR	143	6
BOLT, FLANGE, 8X25	115	20	BOLT, STUD, 8X22	53	15	CAP, 45MM	59	2
BOLT, FLANGE, 8X32	102	20	BOLT, SWINGARM PIVOT	128	5	CAP, BLEEDER	102	8
	103	20		130	5		103	9
	146	26	BOLT, TANK HINGE	114	23		110	14
BOLT, FLANGE, 8X35	124	23	BOLT, TERMINAL	65	7	CAP, CYLINDER HEAD COVER	52	2
BOLT, FLANGE, 8X40	93	22	BOLT, TIE ROD	125	11		78	1
BOLT, FLANGE, 8X45	98	19	BOLT, UBS, 8X105	67	17	CAP, DUMMY	137	6
BOLT, FLANGE, 8X49	110	22	BOLT, WIRE ADJUSTING	83	14		139	47
BOLT, FLANGE, 8X50	123	22	BOOT B	102	13	CAP, MASTER CYLINDER	85	10
	124	24		103	13		86	10
BOLT, FLANGE, 8X55	68	33		110	18		88	10
BOLT, FLANGE, 8X75	68	34	BOOT COMP.	85	7		107	14
BOLT, FR. AXLE	105	14		86	7	CAP, OIL FILLER	59	3
	106	13		88	7	CAP, PIPE END	145	7
BOLT, HANDLE LEVER PIVOT	85	16		107	6	CAP, RESERVE TANK	143	11
	86	16	BOOT, HEADLIGHT BRACKET	97	3	CAP, SOCKET BOLT	93	31
	88	20	BOOT, PIN BUSH	102	12	CAP, STEERING NUT	93	18
BOLT, HEAD COVER	52	7		103	12		37	
BOLT, HEX., 5X20	135	18	BOOT, SLEEVE	109	10	CARTRIDGE, OIL FILTER	66	10
BOLT, HEX., 6X25	140	7	BOSS, OIL FILTER	66	13	CASE ASSY., UNDER	81	3
BOLT, HEX., 8X50	128	13	BRACE, FR. FENDER	96	3	CASE ASSY., UPPER	81	2
	130	12	BRACKET COMP., FUEL TANK	141	3	CASE COMP., ROD GUIDE	100	18
BOLT, L. STEERING HANDLE LEVER PIVOT	84	16	BRACKET COMP., RR. BRAKE	109	8	CASE SUB ASSY., AIR CLEANER ...	119	9
BOLT, MAIN STEP RUBBER SETTING	126	17		110	24	CASE, DRIVE CHAIN	128	1
BOLT, OIL, 10X22	85	17	BRACKET SUB ASSY., L. FR.	103	15		130	1
	86	17	BRACKET SUB ASSY., R. FR.	102	17	CASE, L. BOTTOM	98	18
	88	21		103	18	CASE, R. BOTTOM	98	10
	108	22	BRACKET, HANDLE LEVER	83	12	CENTER COMP., SHIFT DRUM	73	6
BOLT, ONE-WAY, 8MM	93	21	BRIDGE ASSY., FORK TOP	93	38	CENTER, CLUTCH	60	3
BOLT, PIN	110	17	BRIDGE COMP., FORK TOP	93	19	CHAIN KIT, DRIVE	129	25
BOLT, SEALING, 12MM	53	4	BRUSH SET A, CARBON	65	2		131	23
	67	4	BRUSH SET B, CARBON	65	3	CHAIN, CAM	58	1
BOLT, SEALING, 18MM	67	18	BULB	135	2	CHAIN, DRIVE	128	2
BOLT, SETTING	65	6	BUSH, GUIDE	98	7		130	2
BOLT, SHOULDER	77	24	BUSH, SLIDER	100	7	CHAIN, OIL PUMP	66	6
BOLT, SIDE STAND PIVOT	127	4		98	8	CIRCLIP	85	20
BOLT, SOCKET KNOCK, 6MM	67	16		100	8		86	20
BOLT, SOCKET, 10MM	67	14		100	8		89	24
		15					108	17
		7	[C]			CIRCLIP, 25MM	71	16
BOLT, SOCKET, 10X48	132	8	CABLE COMP. A, THROTTLE	83	1	CIRCLIP, 28MM	72	18
BOLT, SOCKET, 10X58	132	8	CABLE COMP. B, THROTTLE	83	2	CIRCLIP, EXTERNAL, 14MM	73	21
BOLT, SOCKET, 4X25	114	22	CABLE COMP., CLUTCH	83	3	CIRCLIP, EXTERNAL, 15MM	125	17
BOLT, SOCKET, 5X10	105	13	CABLE, BATTERY EARTH	65	13	CIRCLIP, INTERNAL	101	32
	106	12	CABLE, SEAT LOCK	115	1	CIRCLIP, INTERNAL, 35MM	129	23
BOLT, SOCKET, 5X9	136	4	CABLE, STARTER MOTOR	65	12		131	21
BOLT, SOCKET, 6X20	108	30	CALIPER SUB ASSY., L. FR.	103	14			
BOLT, SOCKET, 6X25	115	21						

PART NAME INDEX

Part name	Page	Ref.	Part name	Page	Ref.	Part name	Page	Ref.
CLAMPER A, FR. BRAKE HOSE	85	4	CLIP, WATER HOSE	144	16	COLLAR, TENSIONER	58	3
	86	4			17	COLLAR, WINKER	134	2
	88	5	CLIP, WIRE HARNESS, 25MM	139	41			5
CLAMPER A, RR. BRAKE	107	1	COIL COMP., L. IGNITION	140	2	CONNECTOR, MASTER CYLINDER	107	5
	108	32	COIL COMP., R. IGNITION	140	3	COTTER, VALVE	55	13
CLAMPER B, FR. BRAKE HOSE	85	5	COLLAR	80	4	COUNTERSHAFT COMP.	72	1
	86	5		122	13	COVER ASSY. B, L. SIDE	118	9
	88	2		135	13	COVER ASSY. B, R. SIDE	117	7
CLAMPER B, SENSOR CORD	88	2	COLLAR A, ENGINE HANGER	141	4	COVER ASSY., CYLINDER HEAD	52	1
CLAMPER C, FR. BRAKE	93	34	COLLAR B, L. ENGINE HANGER	141	6	COVER ASSY., L. FR. SIDE	117	5
CLAMPER C, FR. BRAKE HOSE	93	34	COLLAR B, RR. AXLE DISTANCE	111	9	COVER ASSY., R. FR. SIDE	117	4
CLAMPER, FR. BRAKE HOSE	97	1	COLLAR B, RR. FORK PIVOT	128	6	COVER A, FR. UPPER	145	1
CLAMPER, SENSOR CORD	102	3		130	6	COVER A, L. SIDE	117	8
		14		141	5		118	8
CLAMP, ABS CORD	103	3	COLLAR B, R. ENGINE HANGER	141	5	COVER A, R. SIDE	117	6
		4	COLLAR B, SPRING	101	34	COVER B, FR. UPPER	145	2
	109	5	COLLAR, 12.7X15	126	2	COVER COMP., LICENSE	135	8
CLAMP, A.C. GENERATOR CORD	63	1	COLLAR, 25X28X12	71	6	COVER COMP., L. RR.	62	2
CLAMP, FUEL HOSE	114	25	COLLAR, 28MM	72	4	COVER COMP., R. CRANKCASE	59	1
CLAMP, HARNESS	84	20	COLLAR, AIR CLEANER MOUNTING	119	8	COVER COMP., THERMOSTAT	74	3
	139	30	COLLAR, BANK ANGLE SENSOR	139	27	COVER COMP., UPPER	138	15
CLAMP, MASTER CYLINDER OIL			COLLAR, BODY COVER	140	6			16
HOSE	107	10	COLLAR, CENTER PIVOT DISTANCE	128	7	COVER COMP., WATER PUMP	64	2
CLAMP, TUBE	119	23		130	7	COVER SUB ASSY., AIR CLEANER	119	12
	122	18	COLLAR, CUSHION CONNECTING ROD	128	12	COVER, ABS MODULATOR	90	4
CLIP	135	14		130	11	COVER, A.C. GENERATOR	62	1
CLIP, 4X90	139	36		132	2	COVER, CLUTCH SWITCH	83	5
CLIP, AIR HOSE, 16MM	119	22	COLLAR, EX. PIPE MOUNTING	123	13	COVER, DUST	125	4
CLIP, BODY COVER	115	17	COLLAR, FAN COVER	120	29	COVER, EX. MANIFOLD	124	25
	116	6	COLLAR, FR. AXLE DISTANCE	106	5	COVER, LOCK NUT	82	1
CLIP, BRAKE PIPE	91	3	COLLAR, FR. FENDER	121	7	COVER, L. PIVOT	141	8
CLIP, BREATHER TUBE	121	1		122	11	COVER, MUFFLER	123	7
		2	COLLAR, FR. FENDER MOUNTING	96	5	COVER, REED VALVE	52	6
CLIP, BUMPER SEAL	145	16	COLLAR, FR. WHEEL COVER	133	16	COVER, RELAY	138	22
	148	15	COLLAR, FR. WHEEL DISTANCE	105	5	COVER, RELAY BOX	138	17
CLIP, CABLE, 10MM	102	22	COLLAR, FR. WHEEL SIDE	105	3	COVER, RR. FENDER	133	6
CLIP, CABLE, 14MM	102	21		106	3	COVER, R. PIVOT	141	7
	110	23	COLLAR, HEAD SIDE COVER	123	18	COVER, SENSOR	124	26
CLIP, COUPLER	84	22	COLLAR, HORN SETTING	96	8	COWL B, L. SIDE	148	13
	102	5		138	11	COWL B, R. SIDE	147	8
	103	6	COLLAR, L. PIVOT DISTANCE	128	8	COWL SET A, L. SIDE	148	11
	135	17		130	8	COWL SET A, R. SIDE	147	6
	139	31	COLLAR, L. RR. WHEEL SIDE	111	5	COWL SET, L. MIDDLE	147	9
		42	COLLAR, MOUNTING	133	14		148	9
		43	COLLAR, MUFFLER MOUNTING	123	10	COWL SET, R. MIDDLE	147	4
CLIP, HARNESS	65	14	COLLAR, RADIATOR MOUNTING	90	3	COWL, L. INNER	147	3
	139	48		114	16	COWL, L. RR.	116	3
CLIP, OIL DRAIN TUBE	119	1	COLLAR, RR. AXLE	128	4	COWL, RR. CENTER	116	1
CLIP, PISTON PIN, 16MM	69	4		130	4	COWL, R. INNER	147	2
CLIP, RETURN HOSE	110	19	COLLAR, RR. AXLE DISTANCE	111	8	COWL, R. RR.	116	2
	124	28		111	4	CRANKCASE SET	67	1
CLIP, SLIDE	145	23	COLLAR, RR. BRAKE SIDE	111	4	CRANKSHAFT COMP.	69	9
CLIP, SNAP FITTING	148	18	COLLAR, SEAT SETTING	96	14	CUP COMP., OIL	107	8
CLIP, SUB TANK HOSE	119	16		97	10	CUSHION ASSY., RR.	132	1
CLIP, SWITCH COVER	125	14	COLLAR, SPLINE, 25X28X13	71	8	CUSHION, FUEL TANK RR. PIVOT	113	10
CLIP, TUBE	144	24	COLLAR, SPLINE, 28X31X9	72	7	CUSHION, PGM-FI UNIT	139	24
		25	COLLAR, SPRING	98	3		140	9
CLIP, WATER HOSE	64	6	COLLAR, TAILLIGHT	133	7			
		7		135	5			
	122	14	COLLAR, TAILLIGHT MOUNTING	97	5			

PART NAME INDEX

Part name	Page	Ref.	Part name	Page	Ref.	Part name	Page	Ref.
CYLINDER SET, MASTER	85	14	FASTENER D, DUAL LOCK, 20X20 •	147	1	GRIP, R. RR.	115	11
	86	14	FASTENER, DUAL LOCK, 20X20 •••	113	8	GROMMET A, RR. COVER	142	20
	88	14	FENDER ASSY. B, RR.	133	5	GROMMET, AIR CLEANER CASE	114	20
CYLINDER SUB ASSY., FR. BRAKE			FENDER SET A, RR.	133	3		141	10
MASTER	85	8	FENDER SET, FR.	96	6	GROMMET, INNER PANEL	133	2
	86	8		97	2		145	12
CYLINDER SUB ASSY., FR. MASTER	88	8	FENDER, FR.	96	2	GROMMET, SIDE COVER	141	9
CYLINDER SUB ASSY., RR. BRAKE			FILTER ASSY., FUEL	113	4	GUARD, NUMBER PLATE	146	27
MASTER	107	7	FILTER SET, OIL	66	2	GUIDE A, CAM CHAIN	58	7
			FLANGE SUB ASSY., RR. DRIVEN •	111	7	GUIDE B, CAM CHAIN	58	5
[D]			FLANGE SUB ASSY., RR. FINAL			GUIDE COMP., CABLE	92	7
			DRIVEN	111	7	GUIDE, CLUTCH OUTER	60	2
DAMPER SET, WHEEL	111	1	FLYWHEEL COMP.	63	2	GUIDE, CORD	92	6
DIAPHRAGM	85	12	FORK ASSY., L. FR.	98	17	GUIDE, EX. VALVE	53	3
	86	12		100	21	GUIDE, IN. VALVE	53	2
	88	13	FORK ASSY., R. FR.	98	1			
	107	15		100	1	[H]		
DIODE ASSY., THREE WAY	137	2	FORK, CENTER GEARSHIFT	73	3	HANDLE, EYE WRENCH	149	9
DISK COMP., FR. BRAKE	105	9	FORK, L. GEARSHIFT	73	4	HARNES, WIRE	137	3
DISK COMP., L. FR. BRAKE	106	10	FORK, R. GEARSHIFT	73	2	HEADLIGHT ASSY.	80	1
DISK COMP., R. FR. BRAKE	106	9	FUNNEL, AIR	119	7	HEAD ASSY., CYLINDER	53	1
DISK SET, CLUTCH	60	18	FUSE, BLADE	136	6		83	8
DISK, RR. BRAKE	111	13		138	10	HOLDER, BRACKET	93	29
DOWEL PIN, 10X16	52	10			12		65	4
	68	21	[G]		13	HOLDER, BRUSH	93	16
DOWEL PIN, 8X14	53	16	GASKET COMP., CYLINDER HEAD		14	HOLDER, HANDLE UNDER	93	15
	59	12	COVER	52	4	HOLDER, HANDLE UPPER	93	10
	62	10		78	1	HOLDER, L. MAIN STEP	126	16
	66	18		78	1	HOLDER, L. PILLION STEP	126	16
DRIVER, SCREW	149	3	GASKET KIT A	78	1	HOLDER, MASTER CYLINDER	83	9
DRUM COMP., GEARSHIFT	73	5	GASKET KIT B	79	1		85	11
DUCT, AIR CLEANER	119	10	GASKET, CYLINDER HEAD	53	5		86	11
DUST SEAL, 17X24X5	129	21		78	1	HOLDER, R. MAIN STEP	88	11
	130	20	GASKET, EX. PIPE	78	1		126	1
	132	11		78	1	HOLDER, R. PILLION STEP	126	15
DUST SEAL, 22X35X7	129	20	GASKET, TENSIONER HOLE	58	6	HORN COMP.	137	9
	130	19		79	1		138	9
DUST SEAL, 25X33X4	129	19	GASKET, WATER PUMP BODY	64	3	HOSE A, WATER	64	4
	130	18		79	1	HOSE COMP. A, FR. BRAKE	86	2
DUST SEAL, 25X40X5	105	12	GEAR, COUNTERSHAFT FIFTH	72	8		88	3
	106	15	GEAR, COUNTERSHAFT FIRST	72	2	HOSE COMP. A, RR. BRAKE	107	3
DUST SEAL, 30X47X8	112	22	GEAR, COUNTERSHAFT FOURTH	72	6	HOSE COMP. B, FR. BRAKE	86	3
			GEAR, COUNTERSHAFT SECOND	72	3		88	4
DUST SEAL, STEERING HEAD	94	2	GEAR, COUNTERSHAFT SIXTH	72	9	HOSE COMP. B, RR. BRAKE	107	4
	95	2	GEAR, COUNTERSHAFT THIRD	72	5	HOSE COMP., FR. BRAKE	85	2
DUST SEAL, STEERING UPPER	94	1	GEAR, MAINSHAFT FIFTH	71	5	HOSE COMP., FUEL FEED	113	9
	95	1	GEAR, MAINSHAFT SECOND	71	3	HOSE COMP., RR. BRAKE	108	31
[E]			GEAR, MAINSHAFT SIXTH	71	7	HOSE, RADIATOR LOWER	144	15
ELEMENT, AIR CLEANER	119	2	GEAR, MAINSHAFT THIRD & FOURTH	71	4	HOSE, RADIATOR UPPER	144	14
EMBLEM, KEY	92	8	GEAR, PRIMARY DRIVE	70	13	HOSE, RR. MASTER CYLINDER	107	9
EMBLEM, PRODUCT	93	20	GEAR, STARTER DRIVEN	61	1	HOSE, WATER BYPASS	64	5
[F]			GEAR, STARTER REDUCTION	61	3			
FAN COMP., COOLING	143	5	GRIP	149	4	[I]		
FASTENER B, DUAL LOCK, 20X20 ••	114	18	GRIP COMP., THROTTLE	83	10	INJECTOR ASSY., FUEL	76	15
	117	3	GRIP, L. HANDLE	83	11		77	15
			GRIP, L. RR.	115	14	INSULATOR	65	9
						INSULATOR, THROTTLE BODY	53	6

PART NAME INDEX

Part name	Page	Ref.	Part name	Page	Ref.	Part name	Page	Ref.
[J]			MARK, L. WING	152	5	NUT, U, 10MM	93	27
JET COMP., OIL	67	3		153	5		127	6
JOINT A, VACUUM TUBE	77	22	MARK, RECEIVER	154	5	NUT, U, 12MM	132	9
JOINT, BRAKE ROD	108	18	MARK, R. MIDDLE COWL	92	2	NUT, U, 14MM	112	18
JOINT, BREATHER TUBE	113	5	MARK, R. WING	155	10		129	15
JOINT, DRIVE CHAIN	128	3		152	4	NUT, U, 16MM	130	14
	130	3	METER ASSY., COMBINATION	154	4	NUT, U, 5MM	112	17
JOINT, SPRING	101	33	METER COMP., LCD	81	1		133	13
JOINT, THREE WAY	114	27	MIRROR COMP., L.	81	4	NUT, U, 6MM	135	12
JOINT, TUBE	77	23	MIRROR COMP., L.	82	3		84	17
JOINT, WATER	67	6	MIRROR COMP., L. BACK	82	3		96	17
			MIRROR COMP., R.	82	2		97	12
			MIRROR COMP., R. BACK	82	2		114	24
			MODULATOR ASSY.	90	2	[O]		
			MOTOR ASSY.	76	11	OIL SEAL, 12X18X5	59	9
[K]			MOTOR ASSY., FAN	143	8	OIL SEAL, 14X22X5	73	20
KEY SET	92	3	MOTOR ASSY., STARTER	65	1	OIL SEAL, 34X62X8	72	21
KEY, BLANK	92	9	MUFFLER COMP.	123	4	ORIFICE A, 1.0MM	67	5
KEY, SEAT LOCK	115	10				O-RING	62	9
KEY, TOP	81	5					77	25
KEY, WOODRUFF, 25X18	70	16	[N]			O-RING, 14.7X2.2	66	16
			NUT-WASHER, 6MM	65	15		79	1
			NUT, CAP, 5MM	122	15	O-RING, 14.8X2.4	68	22
			NUT, CAP, 6MM	85	18		79	1
				86	18	O-RING, 16.5X2.5	68	24
				88	22		79	1
				97	7	O-RING, 17.8X1.9	76	14
			NUT, CAP, 8MM	145	20	O-RING, 18X3	59	11
			NUT, CLIP, 5MM	135	16		79	1
				145	24	O-RING, 23X2.4	68	23
			NUT, CLIP, 6MM	144	22		79	1
			NUT, CONNECTING ROD	69	8	O-RING, 24.4X3.1	65	16
			NUT, COWL SETTING, 5MM	145	15		79	1
			NUT, FIXING	84	18	O-RING, 32.95X2.62	64	11
			NUT, FLANGE, 10MM	142	17		79	1
			NUT, FLANGE, 3MM	144	23	O-RING, 33.2X2.4	99	23
			NUT, FLANGE, 6MM	68	27		101	31
				114	26	O-RING, 39.7X2.4	101	29
				121	8	O-RING, 3.2X1.1	68	25
				139	33		79	1
					34	O-RING, 48.1X3.6	59	10
					8		79	1
			NUT, FLANGE, 8MM	123	20	O-RING, 4X2	65	17
			NUT, HEX.	100	16	O-RING, 55X2	112	24
			NUT, HEX. CAP, 8MM	123	17	O-RING, 7.47X3.6	77	26
			NUT, HEX., 10MM	82	5	O-RING, 9.5X1.9	53	18
			NUT, HEX., 6MM	125	16	O-RING, AIR INJECTION CONTROL VALVE	76	9
			NUT, HEX., 8MM	84	21		75	4
				108	26	O-RING, SENSOR		5
				129	16	OUTER COMP., CLUTCH	60	1
				130	15	OUTER COMP., STARTING CLUTCH ..	61	2
			NUT, LOCK, 22MM	60	13	OUTER, NEEDLE BEARING	71	18
			NUT, SETTING	143	2			
			NUT, SPECIAL, 6MM	125	12			
			NUT, STEERING STEM	93	25			
			NUT, STEERING STEM FLANGE	93	39			
[M]								
MAINSHAFT	71	1						
MARK, ABS	153	6						
MARK, HONDA	152	1						
	154	1						
MARK, L. MIDDLE COWL	155	11						

PART NAME INDEX

Part name	Page	Ref.	Part name	Page	Ref.	Part name	Page	Ref.
[P]			PLATE, DIAPHRAGM	88	12	ROD ASSY., CONNECTING	69	5
PACKING, BASE	113	11	PLATE, DRIVE CHAIN GUIDE	108	16	ROD COMP.	101	26
PACKING, LENS	135	10	PLATE, IDLE AIR CONTROL VALVE	62	3	ROD COMP., PISTON	100	12
PACKING, MUFFLER	123	9	PLATE, LOCK KEY SETTING	76	13	ROD COMP., PUSH	107	13
PACKING, OIL STRAINER	66	8	PLATE, NAME	115	9	ROLLER, 4X8	73	23
	79	1	PLATE, PILLION STEP SIDE	150	1	RUBBER A, HANDLE WEIGHT	93	13
PAD SET, FR.	102	2	PLATE, PORT	126	14	RUBBER A, PROTECTOR	123	6
	103	2	PLATE, SETTING	52	3	RUBBER A, TAILLIGHT MOUNTING ..	80	2
PAD SET, RR.	109	1	PLATE, SPINDLE	60	6	RUBBER B, SEAT MOUNTING	90	5
PANEL, L. INNER	145	11	PLATE, STEP SETTING	73	11		114	19
PANEL, METER	145	9	PLATE, TENSIONER SETTING	126	5	RUBBER B, SEAT SETTING	115	3
PANEL, R. INNER	145	10	PLUG, BREATHER TUBE	73	1		6	
PAN, OIL	66	1	PLUG, HOLE	119	15	RUBBER B, TAILLIGHT MOUNTING ..	80	3
PEDAL COMP., GEAR CHANGE	125	3	PLUG, SPARK	133	15	RUBBER, BATTERY	96	1
PEDAL COMP., RR. BRAKE	125	8	PROTECTOR	53	8		117	2
PGM-FI UNIT	138	23		85	9	RUBBER, CANISTER MOUNTING	122	1
	139	23		86	9	RUBBER, COVER MOUNT	124	27
PIECE, OIL LOCK	98	11		88	9	RUBBER, DUST SEAL	125	1
PIN A, DOWEL, 12X16	53	17	PULLER, FUSE	149	1	RUBBER, EX. PIPE MOUNTING	123	12
PIN B, PILLION STEP	126	24	PUMP ASSY., OIL	66	3	RUBBER, FR. FENDER MOUNTING ..	96	4
PIN D, JOINT	108	28	PUMP COMP., WATER	64	1	RUBBER, GEAR CHANGE PEDAL	125	5
PIN, CLUTCH LIFTER	60	10	PUMP UNIT, FUEL	113	1	RUBBER, HEADLIGHT	121	5
PIN, GEARSHIFT FORK GUIDE	72	11					122	8
PIN, HANGER	102	15	[R]			RUBBER, HEADLIGHT CASE		
	103	7	RADIATOR COMP.	143	1	MOUNTING	144	19
	110	12	RAIL COMP., SEAT	141	2	RUBBER, HEAT GUARD	144	12
PIN, PARTITION	67	2	RECEIVER UNIT	92	1	RUBBER, LICENSE LIGHT	135	9
PIN, PISTON	69	3	RECEIVER, CLUTCH CABLE	59	6	RUBBER, L. WINKER MOUNTING	134	7
PIN, SHIFT RETURN SPRING	73	13	RECTIFIER ASSY., REGULATE	137	1		8	
PIN, SPLIT, 1.6X15	126	22	REFLECTOR, FR. REFLEX	96	11	RUBBER, MAIN STEP	126	9
PIN, SPLIT, 2.0X15	108	27		97	8	RUBBER, METER SETTING	81	6
	126	23	REFLECTOR, REFLEX	133	1	RUBBER, MOUNTING	52	9
PIN, STEP BAR	126	6	REFLECTOR, RR. REFLEX	133	1		78	1
PIPE COMP. A, FR. BRAKE	91	1	RELAY ASSY., POWER	138	21	RUBBER, MUFFLER MOUNTING	123	11
PIPE COMP. B, FR. BRAKE	91	2	RELAY COMP., POWER	138	20	RUBBER, PILLION STEP	126	11
PIPE COMP., EX.	123	1		21		RUBBER, PROTECTOR	114	17
PIPE COMP., FR. FORK	98	5	RELAY COMP., WINKER	138	18		123	3
PIPE COMP., FR. UPPER COWL	145	8		139	44	RUBBER, PURGE CONTROL SOLENOID	122	9
PIPE COMP., L. SLIDE	100	25	RETAINER	102	11	RUBBER, RR. COWL MOUNTING	96	15
PIPE COMP., R. SLIDE	100	11		109	9		97	11
PIPE, FUEL	77	19	RETAINER, VALVE SPRING	55	11	RUBBER, RR. FENDER CUSHION	96	7
			RING	65	8		97	4
PIPE, SEAT	98	13	RING SET, PISTON	69	1	RUBBER, RR. GRIP	115	12
PIPE, STEERING HANDLE	92	10	RING, BACK UP	98	6		13	
PISTON	69	2	RING, FR. PULSER	100	5	RUBBER, RR. HEAT GUARD	144	13
	102	9		105	4	RUBBER, R. WINKER MOUNTING	134	3
	109	6		106	4		4	
PISTON B, 27X35	103	16	RING, HANDLE WEIGHT SNAP	93	14	RUBBER, SCREEN SETTING	145	3
PISTON SET, MASTER CYLINDER	107	12	RING, OIL SEAL STOPPER	98	14	RUBBER, SEAT CUSHION	115	5
PIVOT, SHIFT DRUM STOPPER ARM	73	15		100	14	RUBBER, SEAT SETTING	115	4
PLATE	75	6	RING, PISTON	98	12	RUBBER, SHOCK	136	3
PLATE COMP., CLUTCH PRESSURE ..	60	5		101	30	RUBBER, SIDE COVER	119	20
PLATE, BEARING SETTING	71	2		111	6		133	9
			RING, RR. PULSER	72	22		135	11
PLATE, CUSHION CONNECTING ROD ..	132	3	RING, SNAP, 62MM	100	19	RUBBER, SIDE COVER SPONGE	133	10
PLATE, DIAPHRAGM	85	13	RING, STOPPER	102	10	RUBBER, TAILLIGHT BRACKET	137	7
	86	13		103	11	RUBBER, THERMOSTAT	74	2
				110	16		78	1

PART NAME INDEX

Part name	Page	Ref.	Part name	Page	Ref.	Part name	Page	Ref.
[S]			SCREW, TORX, 5X17	75	3	SPRING, L. REBOUND	100	24
SCREW-WASHER, 4X12	85	22	SCREW, TORX, 5X8.7	75	2	SPRING, L. STEP RETURN	126	8
	86	22	SEAL RING, INJECTOR	77	17	SPRING, PAD	102	6
	89	26	SEAL SET, FR. FORK	98	16		103	10
	108	23		100	20		109	7
SCREW-WASHER, 5X12	65	18	SEAL SET, PISTON	102	1	SPRING, R. REBOUND	100	6
	77	28		103	1	SPRING, R. STEP RETURN	126	4
SCREW-WASHER, 5X14	77	29	SEAL, AIR CLEANER	109	2	SPRING, SEAT LOCK	115	8
SCREW-WASHER, 5X16	119	25	SEAL, AIR CLEANER DUCT	119	3	SPRING, SHIFT DRUM STOPPER	73	9
SCREW-WASHER, 5X20	84	19	SEAL, AIR CLEANER LID	119	6	SPRING, SHIFT RETURN	73	12
SCREW-WASHER, 5X25	93	17	SEAL, BREATHER	114	4	SPRING, STOP SWITCH	125	7
SCREW, 4X6.6	113	3	SEAL, DUST	114	15	SPRING, VALVE INNER	55	10
SCREW, BLEEDER	102	7		99	22	SPRING, VALVE OUTER	55	9
	103	8	SEAL, IGNITION SWITCH	101	28	SPROCKET, DRIVE	72	10
	110	13	SEAL, RADIATOR CAP	93	36	SPROCKET, FINAL DRIVEN	111	2
SCREW, FLAT, 4X12	85	21	SEAL, THROTTLE BODY	143	7	SPROCKET, OIL PUMP DRIVE	66	4
	86	21	SEAL, VALVE STEM	119	5	SPROCKET, OIL PUMP DRIVEN	66	5
	89	25	SEAT ASSY., DOUBLE	55	1	SPROCKET, TIMING	70	12
SCREW, FLAT, 4X60	107	11	SEAT, CLUTCH SPRING	115	2	STATOR COMP.	63	3
SCREW, OVAL, 6X40	93	24	SEAT, JUDDER SPRING	60	9	STAY B, RR. BRAKE	107	2
SCREW, PAN, 4X8	77	27	SEAT, R. STOPPER	60	4	STAY COMP., ABS MODULATOR	90	1
SCREW, PAN, 4X8.5	143	4	SEAT, STOPPER	100	10	STAY COMP., FR. BRAKE HOSE	88	6
SCREW, PAN, 5MM	119	24	SEAT, VALVE SPRING	100	9	STAY COMP., FR. NUMBER	146	28
SCREW, PAN, 5X14	144	21	SENSOR ASSY., BANK ANGLE	55	12	STAY COMP., FR. UPPER COWL	145	4
	145	17	SENSOR ASSY., CRANK	137	8	STAY, CLIP	93	33
SCREW, PAN, 5X16	145	19	SENSOR ASSY., SPEED	62	4		109	4
SCREW, PAN, 6X10	145	14	SENSOR ASSY., WATER	67	12	STAY, COUPLER	137	5
	148	16	TEMPERATURE	53	9	STAY, ENGINE SUB HARNESS	119	17
SCREW, PAN, 6X14	116	5	SENSOR SET	75	1	STAY, FR. REFLECTOR	97	9
	118	10	SENSOR, AIR FUEL RATIO	123	14	STAY, HARNESS	119	18
	145	18	SENSOR, FR. WHEEL SPEED	102	4	STAY, HARNESS CLIP	67	9
SCREW, PAN, 6X20	123	16		103	5	STAY, HOSE CLAMP	66	11
	124	29	SENSOR, RR. WHEEL SPEED	109	3	STAY, L. FR. SIDE REFLECTOR	96	13
SCREW, PAN, 6X22	90	7	SHAFT COMP., BALANCER	70	11	STAY, L. SCREEN	145	6
	97	6	SHAFT C, IDLE GEAR	61	4	STAY, OIL CUP	108	19
SCREW, PAN, 6X25	139	28	SHAFT, GEARSHIFT FORK	73	7	STAY, RELAY BOX	139	25
SCREW, PAN, 6X30	96	9	SHAFT, ROCKER ARM	55	6	STAY, R. FR. SIDE REFLECTOR	96	12
SCREW, SPECIAL, 5X11	116	4	SHIM, TAPPET	55	14	STAY, R. SCREEN	145	5
SCREW, SPECIAL, 6X14	90	6		56	14	STAY, SEAT LOCK CABLE	115	15
	128	14		57	14	STAY, TAILLIGHT	135	4
	130	13	SHROUD COMP.	143	3	STAY, WIRE	76	12
	133	12	SLEEVE	110	15	STEM SUB ASSY., STEERING	94	3
	148	14	SLIDER, CHAIN	128	9		95	3
SCREW, TAPPING, 3X14	81	7		130	9	STOPPER	113	2
SCREW, TAPPING, 3X16	93	28	SPANNER, 10X14	149	6	STOPPER COMP., GEARSHIFT DRUM	73	8
SCREW, TAPPING, 4X12	80	6	SPANNER, 8X12	149	7	STOPPER, TERMINAL	65	10
	118	11	SPANNER, PIN	149	5	STRAINER COMP., OIL	66	7
	135	20	SPINDLE COMP., GEARSHIFT	73	10	STRIPE A, L. MIDDLE COWL	153	9
	139	32	SPONGE, RUBBER	119	19		155	13
	146	25	SPRING ASSY., BRAKE PEDAL	125	9	STRIPE A, R. MIDDLE COWL	153	7
	148	19	SPRING ASSY., SIDE STAND	127	3		155	8
SCREW, TAPPING, 4X16	135	19	SPRING, CARBON BRUSH	65	5	STRIPE A, R. SIDE COWL	155	12
		21	SPRING, CLUTCH	60	7	STRIPE B, L. MIDDLE COWL	153	12
SCREW, TAPPING, 4.2X16	135	19	SPRING, CLUTCH LEVER	59	5	STRIPE B, R. MIDDLE COWL	153	11
SCREW, TAPPING, 5X12	129	22	SPRING, FR. FORK	98	2	STRIPE, L. FR. FENDER	154	7
SCREW, TAPPING, 5X14	81	8		100	2	STRIPE, L. FUEL TANK	152	3
SCREW, TAPPING, 5X16	120	26	SPRING, FR. REBOUND	98	9		154	3
SCREW, TAPPING, 5X20	120	27	SPRING, JUDDER	60	8			

PART NAME INDEX

Part name	Page	Ref.	Part name	Page	Ref.	Part name	Page	Ref.
STRIPE, L. MIDDLE COWL	154	9	TUBE, FUEL TANK DRAIN	113	12	WASHER, PLAIN, 6MM	139	35
	155	9			13		148	17
STRIPE, R. FR. FENDER	154	6	TUBE, FUEL, 7.3X80	122	17	WASHER, PLAIN, 8MM	123	21
STRIPE, R. FUEL TANK	152	2	TUBE, OUTER	100	4		126	21
	154	2	TUBE, PURGE	77	18	WASHER, SEALING, 6MM	58	10
STRIPE, R. MIDDLE COWL	154	8	TUBE, RESERVE TANK	143	10			11
SUB HARNESS, ENGINE	67	7	TUBE, VENT	135	1		79	1
SUB HARNESS, FR.	137	4				WASHER, SEALING, 6.5MM	64	10
SUB HARNESS, OIL PRESSURE	67	8	[V]				68	20
SUSPENSION, TAILLIGHT	135	6	VALVE ASSY., AIR INJECTION			WASHER, SEALING, 8MM	79	1
SUSPENSION, WINKER RELAY	138	19	SOLENOID				67	19
SWINGARM SUB ASSY., RR.	128	11	VALVE ASSY., RELIEF	121	6		79	1
	130	10	VALVE ASSY., REED	66	9	WASHER, SPECIAL, 6MM	119	21
SWITCH ASSY., CHANGE	67	11	VALVE COMP., REED	52	5	WASHER, SPECIAL, 8MM	99	21
SWITCH ASSY., COMBINATION &			VALVE SET, IDLE AIR CONTROL ..	76	10	WASHER, SPLINE, 25X31X1.5	71	12
LOCK	92	4	VALVE, EX.	55	8	WASHER, SPLINE, 25X42X1.6	71	13
SWITCH ASSY., ENGINE STOP	83	4	VALVE, IN.	55	7	WASHER, SPLINE, 28MM	72	16
SWITCH ASSY., FR. STOP	85	1	VALVE, PURGE CONTROL SOLENOID	122	10	WASHER, SPLINE, 28X34X1.5	72	13
	86	1	VALVE, RIM	105	1	WASHER, SPRING, 22MM	60	14
	88	1		106	1	WASHER, STEERING STEM	93	26
SWITCH ASSY., OIL PRESSURE	67	10		111	12	WASHER, SWINGARM SIDE	60	11
SWITCH ASSY., RR. STOP	125	6	[W]			WASHER, THRUST, 17.2MM	71	11
SWITCH ASSY., SIDE STAND	127	1	WASHER	65	11	WASHER, THRUST, 20MM	72	14
SWITCH ASSY., STARTER MAGNETIC	136	2	WASHER, 10.2MM	72	15	WASHER, THRUST, 25MM	71	15
SWITCH ASSY., WINKER	83	6	WASHER, 10.5X40	70	15	WASHER, THRUST, 25X45X1.6	60	15
SWITCH COMP., FR. LEVER	83	7	WASHER, 12.2X17X1.5	53	14	WASHER, THRUST, 5MM	145	21
				78	1	WEIGHT B, STEERING HANDLE	93	12
[T]				78	1	WEIGHT, BALANCE	105	8
TAILLIGHT UNIT	135	3	WASHER, 12.5X30X5	63	5		106	8
TANK ASSY., FUEL	113	6	WASHER, 14MM	73	17		111	14
TANK, RADIATOR RESERVE	143	9	WASHER, 15.2X25	125	13	WEIGHT, STEERING HANDLE	92	11
TAPE B, TANK GUARD	113	7	WASHER, CHAIN SLIDER	128	10	WHEEL SUB ASSY., FR.	105	6
	122	6	WASHER, DRAIN PLUG, 12MM	66	17		106	6
TENSIONER COMP., CAM CHAIN	58	2		79	1	WHEEL SUB ASSY., RR.	111	10
THERMOSTAT	74	1	WASHER, DRUM STOPPER	73	16	WINDSCREEN	145	13
THREAD B, STEERING HEAD TOP	94	6	WASHER, HEADLIGHT BRACKET			WINKER ASSY., L. FR.	134	6
	95	6	MOUNTING			WINKER ASSY., L. RR.	134	10
THREAD COMP., STEERING HEAD			WASHER, LOCK	80	5	WINKER ASSY., R. FR.	134	1
TOP	94	4		94	7	WINKER ASSY., R. RR.	134	9
	95	4	WASHER, LOCK, 25MM	71	14	WIRE, HELMET SET	149	14
TIRE, FR.	105	7	WASHER, LOCK, 28MM	72	17	WRENCH, EYE, 19MM	149	11
	106	7	WASHER, NYLON, 9MM	145	22	WRENCH, EYE, 24MM	149	13
TIRE, RR.	111	11	WASHER, OIL BOLT	85	19	WRENCH, HEX., 5MM	149	12
T-JOINT, FUEL	77	21		86	19	WRENCH, PLUG	149	8
TRAY, IGNITION COIL	140	1		89	23			
TRIM, FUEL TANK	117	1		108	24			
TUBE	121	4	WASHER, PLAIN, 10MM	132	12			
	122	2		142	18			
TUBE A, DRAIN	119	14	WASHER, PLAIN, 16.4X32X2	112	19			
TUBE, 3.5X45	77	30	WASHER, PLAIN, 4MM	135	22			
TUBE, 4.5X175	114	29	WASHER, PLAIN, 5MM	81	9			
TUBE, 5X400	144	26		122	16			
TUBE, 7.3X640	114	30	WASHER, PLAIN, 6MM	96	18			
TUBE, AIR INJECTION SOLENOID ..	121	3		97	13			
TUBE, BREATHER	119	13		115	18			
TUBE, CANISTER	122	3		126	20			
TUBE, CANISTER DRAIN	122	5		133	17			
TUBE, FUEL TANK BREATHER	114	28						

1

FOREWORD INDEX

2

ENGINE GROUP

3

FRAME GROUP

4

PART NUMBER INDEX

5

PART NAME INDEX

HONDA
The Power of Dreams



PARTS CATALOGUE NEWS

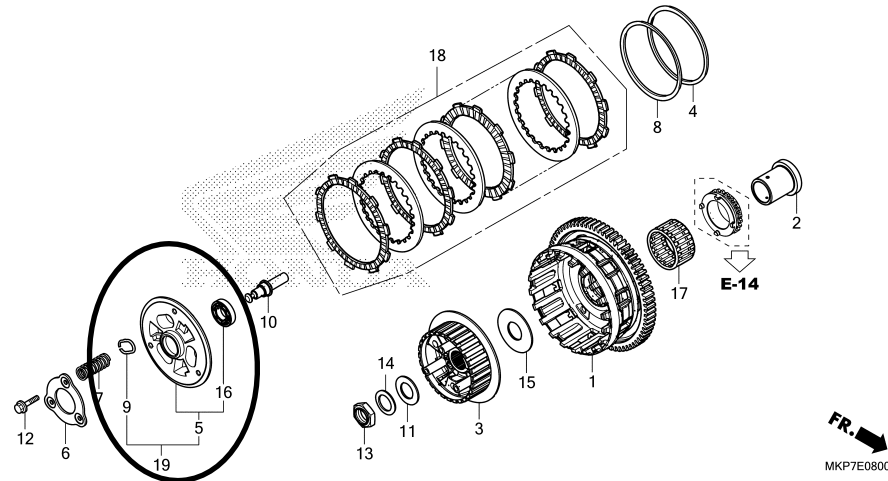
Honda Motor Co., Ltd.

PARTS CATALOGUE - CORRECTED

CODE NO.	13MKPK33
PARTS CATALOGUE NEWS	CB400XA CB500X/XA CB400XA K CB500X K CB500XA K/L/M/N
NEWS NO.	001

Block No.	Ref. No.	Note	Part No.	Description	Reqd. QTY			Serial No.	Parts catalogue code
					CB400 XA K	X K	XA K		

E-8 CLUTCH



E-8	5	E	22350-MLE-C11	*PART NO. DELETION					
	19	D	22350-MLE-C11	PLATE COMP. , CLUTCH PRESSURE. .	-	-	-	-	1

NOTE A:PART NO. CHANGE D:NEWLY PROVIDED E:PART NO. DELETION K:REQUIRED NO. CORRECTION L:APPLICATION SERIAL NO. CORRECTION
M:PART DESCRIPTION CORRECTION T:APPLICATION CORRECTION Z:REMARKS CHANGE



PARTS CATALOGUE NEWS

Honda Motor Co., Ltd.

PARTS CATALOGUE - CORRECTED

CODE NO.	13MKPK33
PARTS CATALOGUE NEWS	CB400XA CB500X / XA CB400XAK CB500XK CB500XA K / L / M / N
NEWS NO.	002

Block No.	Ref. No.	Note	Part No.	Description	Reqd. QTY							Serial No.	Parts catalogue code
					CB400 XA K	X K	XA K	CB500 XA L	XA M	XA N			
EOP-1	1	D	06111-MKP-DN0	GASKET KIT A.....	-	-	-	-	-	-	1	-----	ED, U
		T	12251-MGZ-J01	GASKET, CYLINDER HEAD.....	-	-	1	-	1	1	-----	ED, U	
		T	12331-MGZ-J00	CAP, CYLINDER HEAD COVER.....	-	-	4	-	4	4	-----	ED, U	
		T	12391-MGZ-J00	GASKET COMP., CYLINDER HEAD COVER	-	-	1	-	1	1	-----	ED, U	
		T	18291-MN4-920	GASKET, EX. PIPE.....	-	-	2	-	2	2	-----	ED, U	
		T	19305-MGZ-J01	RUBBER, THERMOSTAT.....	-	-	1	-	1	1	-----	ED, U	
		T	90418-KYJ-900	WASHER, 12. 2X17X1. 5.....	-	-	2	-	2	2	-----	ED, U	
		T	90543-MV9-670	RUBBER, MOUNTING.....	-	-	4	-	4	4	-----	ED, U	
		D	91307-PLC-004	O-RING, 9. 5X1. 9 (PANASONIC)....	-	-	-	-	-	1	-----	ED, U	
EOP-2	1	T	06112-MKP-D00	GASKET KIT B.....	-	-	1	-	1	1	-----	ED, U	
		T	14560-MGZ-J01	GASKET, TENSIONER HOLE.....	-	-	1	-	1	1	-----	ED, U	
		T	15154-MAT-000	PACKING, OIL STRAINER.....	-	-	1	-	1	1	-----	ED, U	
		T	19226-MGZ-J00	GASKET, WATER PUMP BODY.....	-	-	1	-	1	1	-----	ED, U	
		T	90442-028-000	WASHER, SEALING, 8MM.....	-	-	1	-	1	1	-----	ED, U	

NOTE A:PART NO. CHANGE D:NEWLY PROVIDED E:PART NO. DELETION K:REQUIRED NO. CORRECTION L:APPLICATION SERIAL NO. CORRECTION
M:PART DESCRIPTION CORRECTION T:APPLICATION CORRECTION Z:REMARKS CHANGE

PARTS CATALOGUE NEWS

BOOKNo. : 13MKPK33

Block No.	Ref. No.	Note	Part No.	Description	Reqd. QTY						Serial No.	Parts catalogue code
					CB400 XA K	X K	XA K	CB500 XA L	XA M	XA N		
		T	90442-397-000	WASHER, SEALING, 6MM.....	-	-	1	-	1	1	-----	ED, U
		T	90463-MEE-000	-	-	2	-	2	2	-----	ED, U
		T	90463-ML7-000	WASHER, SEALING, 6.5MM.....	-	-	3	-	3	3	-----	ED, U
		T	91301-ML7-003	O-RING, 48. 1X3. 6 (ARAI).....	-	-	1	-	1	1	-----	ED, U
		T	91302-MB0-013	O-RING, 32. 95X2. 62 (ARAI).....	-	-	1	-	1	1	-----	ED, U
		T	91303-KF0-003	O-RING, 14. 8X2. 4 (ARAI).....	-	-	1	-	1	1	-----	ED, U
		T	91304-MCP-900	O-RING, 23X2. 4.....	-	-	1	-	1	1	-----	ED, U
		T	91305-KC1-850	O-RING, 16. 5X2. 5.....	-	-	1	-	1	1	-----	ED, U
		T	91305-MCJ-751	O-RING, 3. 2X1. 1.....	-	-	2	-	2	2	-----	ED, U
		T	91307-035-000	O-RING, 18X3.....	-	-	1	-	1	1	-----	ED, U
		T	91309-425-003	O-RING, 24. 4X3. 1 (ARAI).....	-	-	1	-	1	1	-----	ED, U
		T	91313-MB0-003	O-RING, 14. 7X2. 2 (ARAI).....	-	-	1	-	1	1	-----	ED, U
		T	91333-PNC-006	O-RING.....	-	-	1	-	1	1	-----	ED, U
		T	94109-12000	WASHER, DRAIN PLUG, 12MM.....	-	-	1	-	1	1	-----	ED, U

NOTE A:PART NO. CHANGE D:NEWLY PROVIDED E:PART NO.DELETION K:REQUIRED NO. CORRECTION L:APPLICATION SERIAL NO. CORRECTION
M:PART DESCRIPTION CORRECTION T:APPLICATION CORRECTION Z:REMARKS CHANGE



PARTS CATALOGUE NEWS

Honda Motor Co., Ltd.

CODE NO.	13MKPK33
PARTS CATALOGUE NEWS	CB400XA CB500X / XA CB400XAK CB500XK CB500XA K / L / M / N
NEWS NO.	003

NEW MODEL CB400XAN-SI TYPE COMPONENT PARTS-MARKETED

This Parts News CB400XAN-SI type parts exclusively and respectively are based CB500XAN-KO type listed on the CB400XA/CB500X/XA Parts Catalogue.

All other parts not listed herein are the same as CB500XAN-KO type parts.

Model	Area code	Type	Applicable engine serial No.	Applicable frame serial No.	Applicable throttle body identification No.
CB400XAN	SI	Singapore	NC56E-5100001~	JH2NC569*NK100001~	GQB7A A

BOOKNo. : 13MKPK33

CB400XA (CB400XAN)

No.	MODEL		CB400XAN					
	COLOR		Mat ballistic black metallic	Pearl glare white	Applicable model		Applicable block No.	Ref. No.
	CODE		NH-A86M	NH-B53P	Initial applicable model	Final applicable model		
	Name of colored parts	Basic part No.	NHA86	NHB53				
1	BODY COMP., FRAME	50100-MKP-J80	ZA	ZA			F-39	1
2	COVER A, L. SIDE	83611-MKP-J80	ZK	ZK			F-24	8
3	COVER A, R. SIDE	83511-MKP-J80	ZK	ZK			F-24	6
4	COVER, EX. MANIFOLD	18180-MKP-J40	ZB	ZB			F-27	25
5	COWL SET A, L. SIDE	64440-MKP-KQ0	ZA	ZA			F-45	11
6	COWL SET A, R. SIDE	64340-MKP-KQ0	ZA	ZA			F-45	6
7	COWL SET, L. MIDDLE	64400-MKP-KQ0	ZC	ZA			F-45	9
8	COWL SET, R. MIDDLE	64300-MKP-KQ0	ZC	ZA			F-45	4
9	COWL, L. RR.	77251-MJW-J80	ZD	ZD			F-23-10	3
10	COWL, R. RR.	77241-MGZ-J80	ZD	ZD			F-23-10	2
11	FENDER SET A, RR.	80100-MGZ-J01	ZA	ZA			F-34	3
12	FENDER SET, FR.	61110-MKP-KQ0	ZD	ZC			F-10-1	2
13	GRIP, L. RR.	77340-MGZ-J80	ZD	ZD			F-23	14
14	GRIP, R. RR.	77330-MGZ-J80	ZE	ZE			F-23	11
15	HOLDER, HANDLE UNDER	53132-MKP-J80	ZA	ZA			F-7	16
16	HOLDER, HANDLE UPPER	53131-MKP-J40	ZA	ZA			F-7	15
17	MARK, HONDA	86102-MGZ-J00	ZA	ZA			F-50-1	1
18	MARK, L. MIDDLE COWL	86644-MKP-KQ0	ZB	ZA			F-50-1	15
19	MARK, L. WING	86202-MKP-KQ0	ZA	ZA			F-50-1	5
20	MARK, R. MIDDLE COWL	86643-MKP-KQ0	ZB	ZA			F-50-1	14

BOOKNo. : 13MKPK33

CB400XA (CB400XAN)

No.	MODEL		CB400XAN					
	COLOR		Mat ballistic black metallic	Pearl glare white	Applicable model		Applicable block No.	Ref. No.
	CODE		NH-A86M	NH-B53P	Initial applicable model	Final applicable model		
	Name of colored parts	Basic part No.	NHA86	NHB53				
21	MARK, R. WING	86201-MKP-KQ0	ZA	ZA			F-50-1	4
22	PIPE, STEERING HANDLE	53100-MKP-DQ0	ZA	ZA			F-7	10
23	RAIL COMP., SEAT	50240-MKP-J80	ZA	ZA			F-39	2
24	STRIPE A, L. SIDE COWL	86646-MKP-KQ0	ZA	ZA			F-50-1	13
25	STRIPE A, R. SIDE COWL	86645-MKP-KQ0	ZA	ZA			F-50-1	12
26	STRIPE, L. FR. FENDER	86612-MKP-KQ0	ZB	ZA			F-50-1	7
27	STRIPE, L. FUEL TANK	86172-MKP-KQ0	ZB	ZA			F-50-1	3
28	STRIPE, L. MIDDLE COWL	86642-MKP-KQ0	ZB	ZA			F-50-1	9
29	STRIPE, R. FR. FENDER	86611-MKP-KQ0	ZB	ZA			F-50-1	6
30	STRIPE, R. FUEL TANK	86171-MKP-KQ0	ZB	ZA			F-50-1	2
31	STRIPE, R. MIDDLE COWL	86641-MKP-KQ0	ZB	ZA			F-50-1	8
32	TANK ASSY., FUEL	17500-MKP-KQ0	ZC	ZA			F-21	6

PARTS CATALOGUE NEWS

BOOKNo. :13MKPK33

Block No.	Ref. No.	Part No.	Description	Reqd. QTY							Base Part No.	Parts catalogue code
				CB400 XA K	X K	XA K	CB500 XA L	XA M	XA N	CB400 XA N		
E-3	2	14110-MKP-DA0	CAMSHAFT COMP., IN. (34T).....	-	-	-	-	-	-	1	14110-MKP-DNO	SI
	3	14210-MKG-D80	CAMSHAFT COMP., EX. (34T).....	-	-	-	-	-	-	1	14210-MKP-DNO	SI
E-14	12	90006-GHB-680	BOLT, FLANGE, 6X28 (NSHF).....	-	-	-	-	-	-	12	90010-MGZ-J00	SI
	13	90019-MB0-000	BOSS, OIL FILTER.....	-	-	-	-	-	-	1	90019-MGZ-J00	SI
E-16	1		RING SET, PISTON (0.25).....	-	-	-	-	-	-	(0)	13021-MEE-305	SI
	2	13101-MGZ-K00	PISTON (STD.).....	-	-	-	-	-	-	2	13101-MGZ-D00	SI
			PISTON (0.25).....	-	-	-	-	-	-	(0)	13102-MGZ-305	SI
	5	13210-MGZ-K00	ROD ASSY., CONNECTING.....	-	-	-	-	-	-	2	13210-MGZ-D00	SI
	9	13300-MGZ-K01	CRANKSHAFT COMP.....	-	-	-	-	-	-	1	13300-MGZ-D01	SI
	11	13420-MKP-K00	SHAFT COMP., BALANCER (40T)....	-	-	-	-	-	-	1	13420-MKG-A00	SI
E-19	2	24211-MLE-C10	FORK, R. GEARSHIFT.....	-	-	-	-	-	-	1	24211-MGZ-J00	SI
	3	24212-MLE-C10	FORK, CENTER GEARSHIFT.....	-	-	-	-	-	-	1	24212-MGZ-J00	SI
	4	24213-MLE-C10	FORK, L. GEARSHIFT.....	-	-	-	-	-	-	1	24213-MGZ-J00	SI
	5	24310-MLE-C10	DRUM COMP., GEARSHIFT.....	-	-	-	-	-	-	1	24310-MKP-D00	SI
	6	24315-MLE-C10	CENTER COMP., SHIFT DRUM.....	-	-	-	-	-	-	1	24315-MJE-D00	SI
	7	24321-MLE-C10	SHAFT, GEARSHIFT FORK.....	-	-	-	-	-	-	1	24321-MAS-000	SI
	14	90021-MM5-000	BOLT-WASHER, 6X12.....	-	-	-	-	-	-	2	90021-MGZ-J00	SI
	18	91007-MGS-D21	BEARING, RADIAL BALL, 25X47X8.	-	-	-	-	-	-	1	91007-MGS-D31	SI
	23	91101-MLE-C10	ROLLER, 4X8.....	-	-	-	-	-	-	1	96220-40080	SI
E-21	2	19305-KV3-010	RUBBER, THERMOSTAT.....	-	-	-	-	-	-	1	19305-MGZ-J01	SI
F-2	1	37100-MKP-S82	METER ASSY., COMBINATION (KPH/MPH)	-	-	-	-	-	-	1	37100-MKP-DL2	SI
	4	37130-MKP-S81	METER COMP., LCD.....	-	-	-	-	-	-	1	37130-MKP-DL1	SI
F-7	1	30430-MKP-SQ1	RECEIVER UNIT.....	-	-	-	-	-	-	1	30430-MKP-DN1	SI
	24	90191-MJ0-940	SCREW, OVAL, 6X40.....	-	-	-	-	-	-	2	90122-MKN-D50	SI

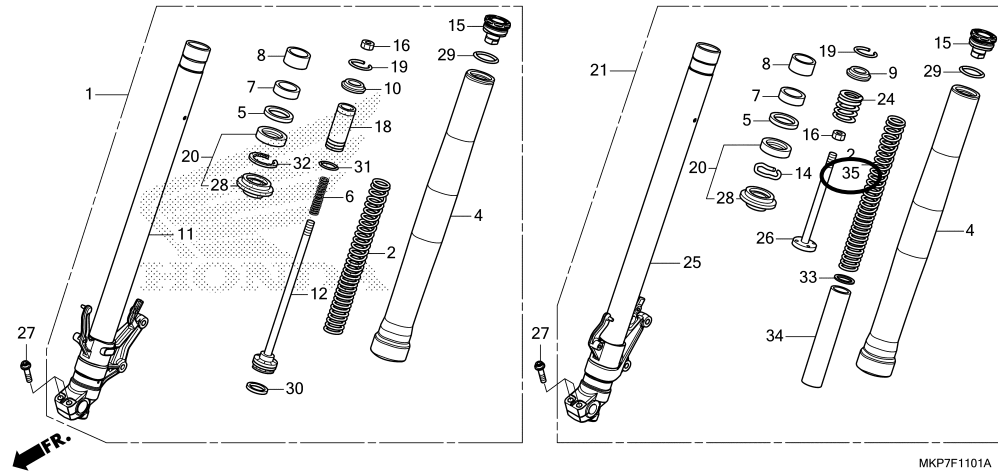
PARTS CATALOGUE NEWS

BOOKNo. :13MKPK33

Block No.	Ref. No.	Part No.	Description	Reqd. QTY								Base Part No.	Parts catalogue code
				CB400 XA K	X K	XA K	CB500 XA L	XA M	XA N	CB400 XA N	XA N		
	27	90304-GE8-003	NUT, U, 10MM(FUSE RASHI).....	-	-	-	-	-	-	-	2	90304-KGH-901	SI
F-10-1	2	61110-MKP-KQOZC	FENDER SET, FR. (WL) *TYPE2 1*.....	-	-	-	-	-	-	-	1		SI
		61110-MKP-KQOZD	FENDER SET, FR. (WL) *TYPE1 1*.....	-	-	-	-	-	-	-	1		SI
			FENDER SET, FR. (WL) *TYPE3*.....	-	-	-	-	-	-	-	0	61110-MKP-DQOZA	SI
			FENDER SET, FR. (WL) *TYPE2*.....	-	-	-	-	-	-	-	0	61110-MKP-DQOZB	SI

F-11-1 FRONT FORK (CB400XAN, CB500XAN)

Ref. No.	(Relative ref. Number)	Description	FRT
2	(35)		
5111P8	SPRING, FRONT FORK (A) :LEFT ..	0.8	
5111P9	SPRING, FRONT FORK (A) :RIGHT ..	0.8	
5111Q0	SPRING, FRONT FORK (A) :BOTH ..	1.3	



F-11-1	1	51400-MKP-KQ1	FORK ASSY., R. FR.	-	-	-	-	-	-	1	51400-MKP-DQ1	SI
	2	51401-MKP-KQ1	SPRING, R. FR. FORK.	-	-	-	-	-	-	1		SI
			SPRING, FR. FORK.	-	-	-	-	-	-	0	51401-MKP-DQ1	SI
	12	51426-MKP-KQ1	ROD COMP., PISTON.	-	-	-	-	-	-	1	51426-MKP-DQ1	SI
	21	51500-MKP-KQ1	FORK ASSY., L. FR.	-	-	-	-	-	-	1	51500-MKP-DQ1	SI

PARTS CATALOGUE NEWS

BOOKNo. :13MKPK33

Block No.	Ref. No.	Part No.	Description	Reqd. QTY								Base Part No.	Parts catalogue code
				CB400 XA K	X K	XA K	CB500 XA L	XA M	XA N	CB400 XA N			
	26	51526-MKP-KQ1	ROD COMP.....	-	-	-	-	-	-	-	1	51526-MKP-DQ1	SI
	34	51511-MKP-DN1	COLLAR B, SPRING.....	-	-	-	-	-	-	-	1	51511-MKP-DQ1	SI
	35	51501-MKP-KQ1	SPRING, L. FR. FORK.....	-	-	-	-	-	-	-	1		SI
F-12-1	19	90116-MKA-D80	BOLT, FLANGE, 6X16.....	-	-	-	-	-	-	-	1	90116-MKP-DNO	SI
F-14-41	1	42753-ML7-004	VALVE, RIM(DUNLOP).....	-	-	-	-	-	-	-	1	42753-GM9-743	SI
F-17	21	90116-MKA-D80	BOLT, FLANGE, 6X16.....	-	-	-	-	-	-	-	1	90116-MKP-DNO	SI
F-19-40	2	41201-MKP-KNO	SPROCKET, FINAL DRIVEN(45T)...	-	-	-	-	-	-	-	1	41201-MKP-DNO	SI
	6	42515-MGZ-J10	RING, RR. PULSER.....	-	-	-	-	-	-	-	1	42515-MKN-D50	SI
	7	42615-K87-A00	FLANGE SUB ASSY., RR. FINAL DRIVEN	-	-	-	-	-	-	-	1	42615-MKP-DNO	SI
	12	42753-ML7-004	VALVE, RIM(DUNLOP).....	-	-	-	-	-	-	-	1	42753-GM9-743	SI
	18	90306-KFO-003	NUT, FLANGE, 12MM(FUSE RASHI)..	-	-	-	-	-	-	-	5	90306-KGH-901	SI
	20	91053-MGS-D31	BEARING, RADIAL BALL, 6204UU..	-	-	-	-	-	-	-	1	91053-MKP-DN1	SI
F-21	6	17500-MKP-KQOZA	TANK ASSY., FUEL (WL) *TYPE2*.....	-	-	-	-	-	-	-	1	17500-MKP-DQOZB	SI
		17500-MKP-KQOZC	TANK ASSY., FUEL (WL) *TYPE1 1*.....	-	-	-	-	-	-	-	1		SI
			TANK ASSY., FUEL (WL) *TYPE3*.....	-	-	-	-	-	-	-	0	17500-MKP-DQOZA	SI
F-23-10	2	77241-MGZ-J80ZD	COWL, R. RR. (WOL) *NHA86M* MAT BALLISTIC BLACK METALLIC	-	-	-	-	-	-	-	1		SI
			COWL, R. RR. (WOL) *NH436M* MAT GUNPOWDER BLACK METALLIC	-	-	-	-	-	-	-	0	77241-MGZ-J80ZA	SI
	3	77251-MJW-J80ZD	COWL, L. RR. (WOL) *NHA86M* MAT BALLISTIC BLACK METALLIC	-	-	-	-	-	-	-	1		SI

PARTS CATALOGUE NEWS

BOOKNo. :13MKPK33

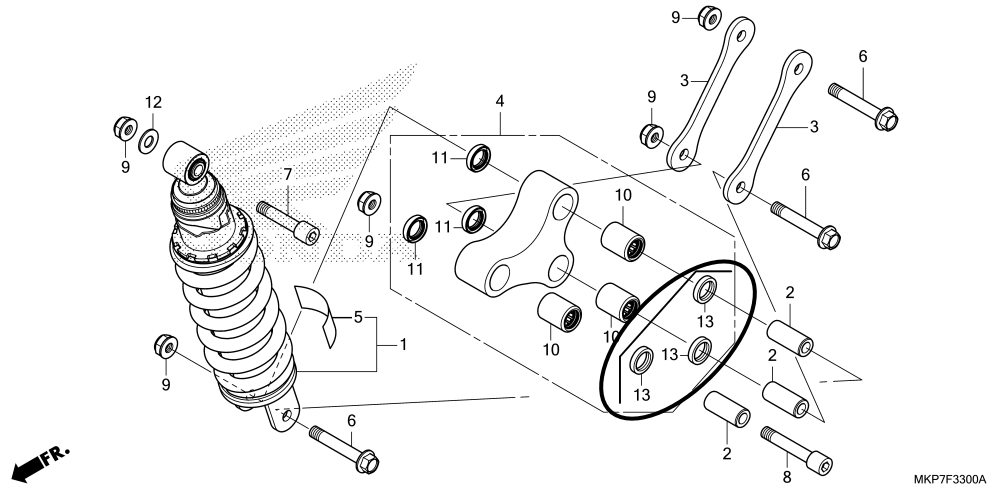
Block No.	Ref. No.	Part No.	Description	Reqd. QTY							Base Part No.	Parts catalogue code
				CB400 XA K	X K	XA K	CB500 XA L	XA M	XA N	CB400 XA N		
			COWL, L. RR. (WOL) *NH436M*. MAT GUNPOWDER BLACK METALLIC	-	-	-	-	-	-	0	77251-MJW-J80ZA	SI
F-24	6	83511-MKP-J80ZK	COVER A, R. SIDE (WOL) *NHA86M*. MAT BALLISTIC BLACK METALLIC	-	-	-	-	-	-	1		SI
			COVER A, R. SIDE (WOL) *NH436M*. MAT GUNPOWDER BLACK METALLIC	-	-	-	-	-	-	0	83511-MKP-J80ZH	SI
	8	83611-MKP-J80ZK	COVER A, L. SIDE (WOL) *NHA86M*. MAT BALLISTIC BLACK METALLIC	-	-	-	-	-	-	1		SI
			COVER A, L. SIDE (WOL) *NH436M*. MAT GUNPOWDER BLACK METALLIC	-	-	-	-	-	-	0	83611-MKP-J80ZH	SI
F-27	1	18150-MKP-AQ0	PIPE COMP., EX.	-	-	-	-	-	-	1	18150-MKP-DQ0	SI
F-31	2	50530-MKP-KQ0	BAR COMP., SIDE STAND.	-	-	-	-	-	-	1	50530-MKP-DQ0	SI
	6	90304-GE8-003	NUT, U, 10MM (FUSE RASHI).....	-	-	-	-	-	-	1	90304-KGH-901	SI
F-32-1	2	40540-MGS-D31	CHAIN, DRIVE (DAIDO) (DID520V0-120ZB) (STANDARD LINK 114L)	-	-	-	-	-	-	1	40540-KYJ-902	SI
		40540-MKP-DN2	CHAIN, DRIVE (RK) (RK520MOZX-120LJFZ) (STANDARD LINK 114L)	-	-	-	-	-	-	1		SI
	3	40545-MGS-D31	JOINT, DRIVE CHAIN (DAIDO).....	-	-	-	-	-	-	1	40545-KYJ-902	SI
	14	90305-GE8-003	NUT, U, 14MM.	-	-	-	-	-	-	1	90305-KCJ-951	SI

PARTS CATALOGUE NEWS

BOOKNo. :13MKPK33

Block No.	Ref. No.	Part No.	Description	Reqd. QTY							Base Part No.	Parts catalogue code
				CB400 XA K	X K	XA K	CB500 XA L	XA M	XA N	CB400 XA N		

F-33 REAR CUSHION



F-33	1	52400-MKP-SQ1	CUSHION ASSY., RR.	-	-	-	-	-	-	1	52400-MKP-GQ1	SI
	2	52463-MJC-A00	COLLAR, CUSHION CONNECTING ROD	-	-	-	-	-	-	3	52463-MGZ-J00	SI
	4	52465-MLE-C10	ARM SUB ASSY., CUSHION.	-	-	-	-	-	-	1	52465-MKP-J00	SI
	5	87516-MBL-610	LABEL, RR. DAMPER.	-	-	-	-	-	-	1	87516-KFK-750	SI
	9	90304-GE8-003	NUT, U, 10MM (FUSE RASHI).....	-	-	-	-	-	-	5	90304-KGH-901	SI
	10	91053-MLE-C11	BEARING, NEEDLE, 17X24X25.	-	-	-	-	-	-	3	91052-MGS-D31	SI
	11	91256-MLE-C11	DUST SEAL, 17X24X5.	-	-	-	-	-	-	3	91262-KV3-831	SI
	13	91256-MLE-C11	DUST SEAL, 17X24X5.	-	-	-	-	-	-	3		SI
F-34	1		REFLECTOR, REFLEX (STANLEY)....	-	-	-	-	-	-	0	33741-KWN-901	SI
	3	80100-MGZ-J01ZA	FENDER SET A, RR. (WL) *TYPE1*.....	-	-	-	-	-	-	1	80100-MGZ-D01ZA	SI
	15	90852-KPP-T00	PLUG, HOLE.	-	-	-	-	-	-	1		SI

PARTS CATALOGUE NEWS

BOOKNo. :13MKPK33

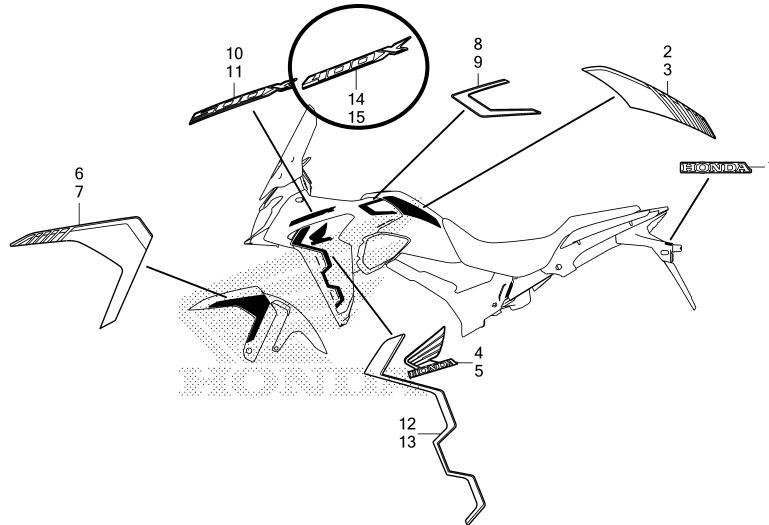
Block No.	Ref. No.	Part No.	Description	Reqd. QTY							Base Part No.	Parts catalogue code
				CB400 XA K	X K	XA K	CB500 XA L	XA M	XA N	CB400 XA N		
	16	44125-MN5-000	COLLAR, FR. WHEEL COVER..... (FOR RR.)	-	-	-	-	-	-	2	SI	
	17	94103-06800	WASHER, PLAIN, 6MM.....	-	-	-	-	-	-	2	SI	
F-37	1	31500-KZZ-J11	BATTERY (YTZ8V) (YUASA).....	-	-	-	-	-	-	1	31500-KZZ-L61 SI	
F-38	3	32100-MKP-K00	HARNESS, WIRE.....	-	-	-	-	-	-	1	32100-MKP-DQ0 SI	
	4	32103-MKP-K00	SUB HARNESS, FR.....	-	-	-	-	-	-	1	32103-MKP-DQ0 SI	
	23	38770-MKP-SQ1	PGM-FI UNIT.....	-	-	-	-	-	-	1	38770-MKP-GQ2 SI	
F-41	1	19010-MKP-AQ1	RADIATOR COMP.....	-	-	-	-	-	-	1	19010-MKP-GQ1 SI	
	6	19037-GEE-710	CAP COMP., RADIATOR (T. RAD)....	-	-	-	-	-	-	1	19037-MGJ-K01 SI	
	7	19046-PAA-A00	LABEL, RADIATOR CAP.....	-	-	-	-	-	-	1	19055-MJF-H11 SI	
F-45	4	64300-MKP-KQOZA	COWL SET, R. MIDDLE (WL) *TYPE2*.....	-	-	-	-	-	-	1	64300-MKP-DQOZB SI	
		64300-MKP-KQOZC	COWL SET, R. MIDDLE (WL) *TYPE1 1*.....	-	-	-	-	-	-	1	SI	
			COWL SET, R. MIDDLE (WL) *TYPE3*.....	-	-	-	-	-	-	0	64300-MKP-DQOZA SI	
	6	64340-MKP-KQOZA	COWL SET A, R. SIDE (WL) *NHB01*..... GRAPHITE BLACK	-	-	-	-	-	-	1	SI	
			COWL SET A, R. SIDE (WL) *TYPE1*.....	-	-	-	-	-	-	0	64340-MKP-DQOZA SI	
	9	64400-MKP-KQOZA	COWL SET, L. MIDDLE (WL) *TYPE2*.....	-	-	-	-	-	-	1	64400-MKP-DQOZB SI	
		64400-MKP-KQOZC	COWL SET, L. MIDDLE (WL) *TYPE1 1*.....	-	-	-	-	-	-	1	SI	
			COWL SET, L. MIDDLE (WL) *TYPE3*.....	-	-	-	-	-	-	0	64400-MKP-DQOZA SI	
	11	64440-MKP-KQOZA	COWL SET A, L. SIDE (WL) *NHB01*..... GRAPHITE BLACK	-	-	-	-	-	-	1	SI	
			COWL SET A, L. SIDE (WL) *TYPE1*.....	-	-	-	-	-	-	0	64440-MKP-DQOZA SI	

PARTS CATALOGUE NEWS

BOOKNo. :13MKPK33

Block No.	Ref. No.	Part No.	Description	Reqd. QTY							Base Part No.	Parts catalogue code
				CB400 XA K	X K	XA K	CB500 XA L	XA M	XA N	CB400 XA N		
F-49	1		PLATE, NAME.....	-	-	-	-	-	-	0	87125-GB0-900	SI
	4	87505-MKP-S80	LABEL, TIRE & DRIVE CHAIN.....	-	-	-	-	-	-	1	87505-MKP-G80	SI
	8	87560-MZO-670	LABEL, DRIVE.....	-	-	-	-	-	-	1	87560-MBR-871	SI

F-50-1 MARK/STRIPE (CB400XAN, CB500XAN)



MKP7F5001A

F-50-1	2	86171-MKP-KQOZA	STRIPE, R. FUEL TANK *TYPE2*.....	-	-	-	-	-	-	1	86171-MKP-DQOZB	SI
		86171-MKP-KQOZB	STRIPE, R. FUEL TANK *TYPE1*.....	-	-	-	-	-	-	1		SI
			STRIPE, R. FUEL TANK *TYPE3*.....	-	-	-	-	-	-	0	86171-MKP-DQOZA	SI
	3	86172-MKP-KQOZA	STRIPE, L. FUEL TANK *TYPE2*.....	-	-	-	-	-	-	1	86172-MKP-DQOZB	SI
		86172-MKP-KQOZB	STRIPE, L. FUEL TANK *TYPE1*.....	-	-	-	-	-	-	1		SI
			STRIPE, L. FUEL TANK *TYPE3*.....	-	-	-	-	-	-	0	86172-MKP-DQOZA	SI

PARTS CATALOGUE NEWS

BOOKNo. :13MKPK33

Block No.	Ref. No.	Part No.	Description	Reqd. QTY							Base Part No.	Parts catalogue code
				CB400 XA K	X K	XA K	CB500 XA L	XA M	XA N	CB400 XA N		
	4	86201-MKP-KQOZA	MARK, R. WING (85MM) *TYPE1*.....	-	-	-	-	-	-	1	86201-MKP-DQOZA	SI
	5	86202-MKP-KQOZA	MARK, L. WING (85MM) *TYPE1*.....	-	-	-	-	-	-	1	86202-MKP-DQOZA	SI
	6	86611-MKP-KQOZA	STRIPE, R. FR. FENDER *TYPE2*.....	-	-	-	-	-	-	1	86611-MKP-DQOZB	SI
		86611-MKP-KQOZB	STRIPE, R. FR. FENDER *TYPE1*.....	-	-	-	-	-	-	1		SI
			STRIPE, R. FR. FENDER *TYPE3*.....	-	-	-	-	-	-	0	86611-MKP-DQOZA	SI
	7	86612-MKP-KQOZA	STRIPE, L. FR. FENDER *TYPE2*.....	-	-	-	-	-	-	1	86612-MKP-DQOZB	SI
		86612-MKP-KQOZB	STRIPE, L. FR. FENDER *TYPE1*.....	-	-	-	-	-	-	1		SI
			STRIPE, L. FR. FENDER *TYPE3*.....	-	-	-	-	-	-	0	86612-MKP-DQOZA	SI
	8	86641-MKP-KQOZA	STRIPE, R. MIDDLE COWL *TYPE2*.....	-	-	-	-	-	-	1	86641-MKP-DQOZB	SI
		86641-MKP-KQOZB	STRIPE, R. MIDDLE COWL *TYPE1*.....	-	-	-	-	-	-	1		SI
			STRIPE, R. MIDDLE COWL *TYPE3*.....	-	-	-	-	-	-	0	86641-MKP-DQOZA	SI
	9	86642-MKP-KQOZA	STRIPE, L. MIDDLE COWL *TYPE2*.....	-	-	-	-	-	-	1	86642-MKP-DQOZB	SI
		86642-MKP-KQOZB	STRIPE, L. MIDDLE COWL *TYPE1*.....	-	-	-	-	-	-	1		SI
			STRIPE, L. MIDDLE COWL *TYPE3*.....	-	-	-	-	-	-	0	86642-MKP-DQOZA	SI
	10		MARK, R. MIDDLE COWL *TYPE3*.....	-	-	-	-	-	-	0	86643-MKP-DQOZA	SI
			MARK, R. MIDDLE COWL *TYPE2*.....	-	-	-	-	-	-	0	86643-MKP-DQOZB	SI

PARTS CATALOGUE NEWS

BOOKNo. :13MKPK33

Block No.	Ref. No.	Part No.	Description	Reqd. QTY							Base Part No.	Parts catalogue code
				CB400 XA K	X K	XA K	CB500 XA L	XA M	XA N	CB400 XA N		
	11		MARK, L. MIDDLE COWL *TYPE3*.....	-	-	-	-	-	-	0	86644-MKP-DQOZA	SI
			MARK, L. MIDDLE COWL *TYPE2*.....	-	-	-	-	-	-	0	86644-MKP-DQOZB	SI
	12	86645-MKP-KQOZA	STRIPE A, R. SIDE COWL *TYPE1*.....	-	-	-	-	-	-	1	86645-MKP-DQOZA	SI
	13	86646-MKP-KQOZA	STRIPE A, L. SIDE COWL *TYPE1*.....	-	-	-	-	-	-	1	86646-MKP-DQOZA	SI
	14	86643-MKP-KQOZA	MARK, R. MIDDLE COWL *TYPE2*.....	-	-	-	-	-	-	1		SI
		86643-MKP-KQOZB	MARK, R. MIDDLE COWL *TYPE1*.....	-	-	-	-	-	-	1		SI
	15	86644-MKP-KQOZA	MARK, L. MIDDLE COWL *TYPE2*.....	-	-	-	-	-	-	1		SI
		86644-MKP-KQOZB	MARK, L. MIDDLE COWL *TYPE1*.....	-	-	-	-	-	-	1		SI



PARTS CATALOGUE NEWS

Honda Motor Co., Ltd.

PARTS CATALOGUE - CORRECTED

CODE NO.	13MKPK33
PARTS CATALOGUE NEWS	CB400XA CB500X/XA CB400XA K CB500X K CB500XA K/L/M/N
NEWS NO.	004

Block No.	Ref. No.	Note	Part No.	Description	Reqd. QTY								Serial No.	Parts catalogue code	
					CB400 XA K	X K	XA K	CB500 XA L	XA M	XA N	CB400 XA N				
F-38	6		32606-MKK-H11	CAP, DUMMY (6P) (RED).....	1	1	-	-	-	-	-	-			
					-	-	1	-	-	-	-	-	-----	K5001236	ED
					-	-	1	-	-	-	-	-	-----	K5100034	IN
					-	-	1	-	-	-	-	-	-----	K5000001	KO
					-	-	1	-	-	-	-	-	-----	K5100001	MA
		T	91771-MKK-H11	-	-	1	-	-	-	-	-	-----	-----	CH, U
					-	-	1	-	-	-	-	-	K5001237	-----	ED
					-	-	1	-	-	-	-	-	K5100035	-----	IN
					-	-	1	-	-	-	-	-	K5000002	-----	KO
					-	-	1	-	-	-	-	-	K5100002	-----	MA
					-	-	-	1	-	-	-	-			

NOTE A:PART NO. CHANGE D:NEWLY PROVIDED E:PART NO. DELETION K:REQUIRED NO. CORRECTION L:APPLICATION SERIAL NO. CORRECTION
M:PART DESCRIPTION CORRECTION T:APPLICATION CORRECTION Z:REMARKS CHANGE



PARTS CATALOGUE NEWS

Honda Motor Co., Ltd.

PARTS CATALOGUE - CORRECTED

CODE NO.	13MKPK33
PARTS CATALOGUE NEWS	CB400XA CB500X / XA CB400XA K CB500X K CB500XA K / L / M / N
NEWS NO.	005

Block No.	Ref. No.	Note	Part No.	Description	Reqd. QTY							Serial No.	Parts catalogue code
					CB400 XA K	X K	XA K	CB500 XA L	XA M	XA N	CB400 XA N		
E-17-20	20	T	91026-MGZ-J00	BEARING, NEEDLE, 20X24X11.....	1	1	1	1	1	1	1	-	
		T	91026-MKP-DN1	-	-	-	-	1	1	1		

NOTE A:PART NO. CHANGE D:NEWLY PROVIDED E:PART NO. DELETION K:REQUIRED NO. CORRECTION L:APPLICATION SERIAL NO. CORRECTION
M:PART DESCRIPTION CORRECTION T:APPLICATION CORRECTION Z:REMARKS CHANGE