



CG110SH / Ace110

**CG110SH_E
CG110SH_J
CG110SH_K**

PARTS CATALOGUE

3

FOREWORD INDEX

1

ENGINE GROUP

2

FRAME GROUP

3

PART NUMBER INDEX

4

PART NAME INDEX

5

Instruction for use of parts catalogue

- **This parts catalogue has been created as of June 01, 2018.**
 - Since this date, the sales practice for repair parts may have been changed or the parts may have been eliminated (listed for those not for sale).
 - The modified information is reflected on the latest Electronic Parts Catalogue (EPC). Also, refer to the parts catalogue news for any change.
 - See the parts catalogue news for any revision that is made after June 01, 2018.
- **Always specify the part number when ordering a part.**
 - Check the model, type, serial numbers, color, maker, and the size as needed before ordering a part.
 - Note that the illustrations (part drawings) can differ from the actual parts in shape. They are given just to help you to refer to the parts.
- **When modifications or additions to this parts catalogue are made, a revised edition will be issued at an appropriate time, with successively progressing revision numbers on the cover. We recommend obtaining such revisions in order to keep your parts catalogue up-to-date at all times. To check whether a parts catalogue revision has been issued, please contact your Honda distributor.**

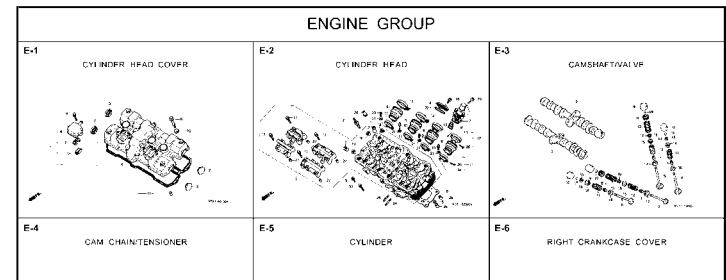
Initial version issue date
March 20, 2013
Honda Motor Co., Ltd.

CONTENTS

	Page
● Instruction for use of parts catalogue	1
● How to refer to the part information	2
● Part catalogue structure	3
● When the parts were revised.....	5
● Abbreviations used in the parts catalogue.....	5
● Part block and serial number check	6
● Color label attachment position check.....	6
● Models, parts catalogue codes and applicable serial numbers.....	7
● Color label	8
● Color chart.....	9
● Fuel hose, general purpose hoses and vinyl hose	16
● FLAT RATE SERVICE TIME	20
● Illustrated index	25
● ENGINE GROUP.....	34
● FRAME GROUP.....	57
● PART NO. INDEX.....	110
● PART NAME INDEX.....	114

How to refer to the part information

A Reference with "Illustrated index"

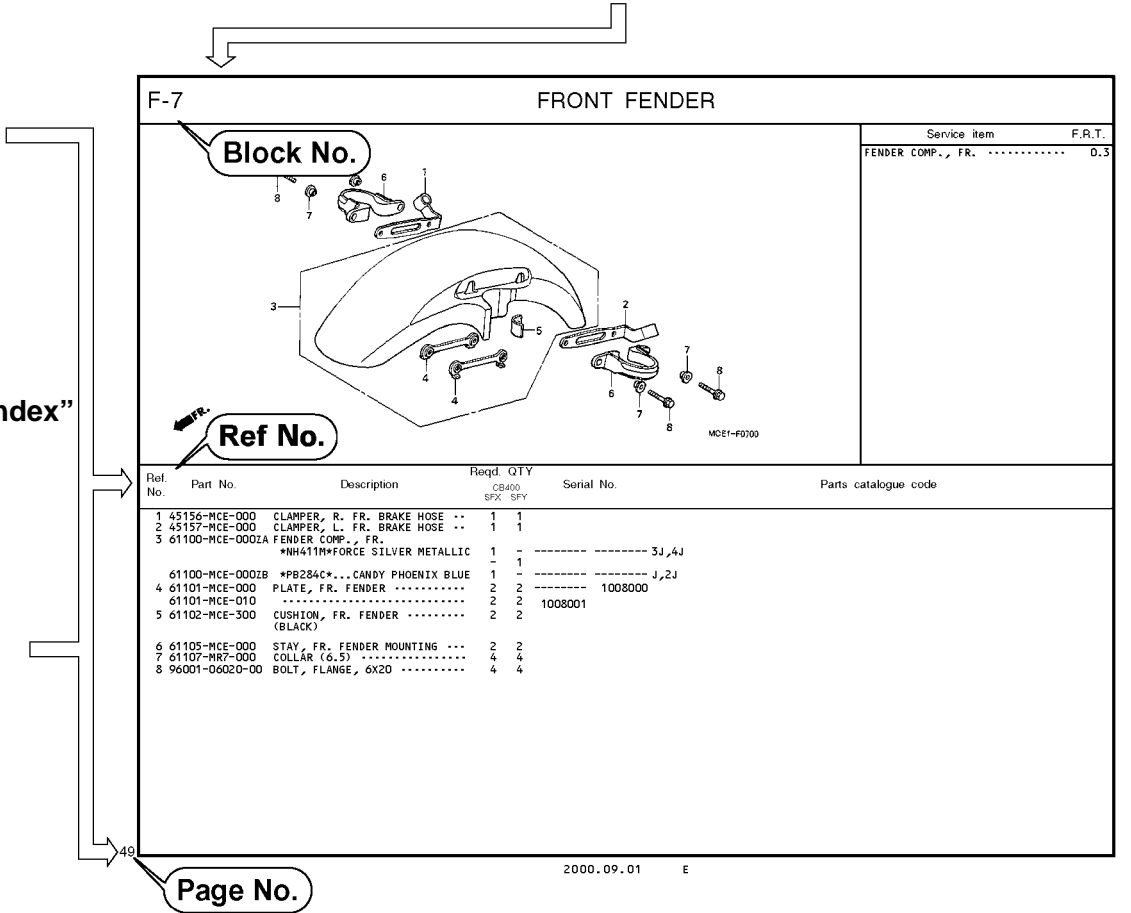


B Reference with "Part number index"

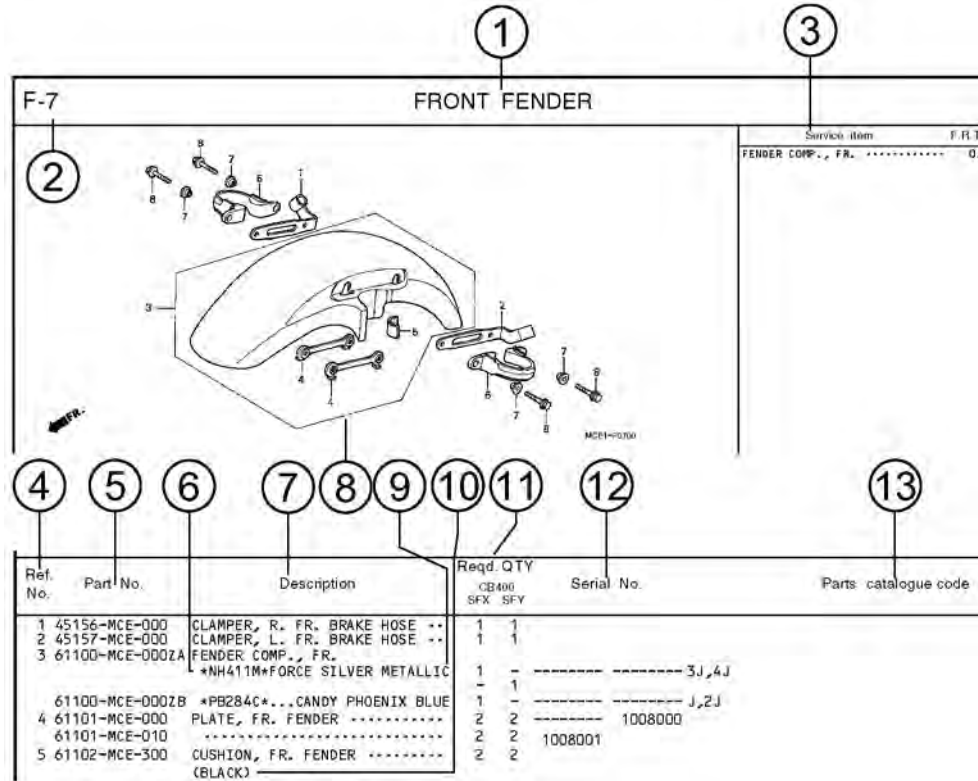
PART NO. INDEX			
Part Number	Page	Ref.	
04000			13323-MY9-751 28 10
			13324-MY9-751 28 10
04911-MCE-000	26	1	13325-MY9-751 28 10
			13327-MY9-751 28 10
06000			14000
06405-MY5-P00	67	3	14100-MCE-000 13 2
06405-MY5-P10	67	3	14200-MCE-000 13 3
06410-MY9-860	56	1	14321-MCE-000 16 2
06435-MCE-006	55	1	14401-MCE-003 16 3
06451-166-405	51	2	14510-MCE-000 16 4
06451-443-405	55	2	14520-MY9-691 16 5
06451-MA7-405	51	1	14524-MY9-690 16 6
06455-MCE-006	51	3	14546-MCE-000 16 7
			14620-MY9-691 16 8
			14711-MCE-000 13 4
11000			14712-MCE-000 13 5
11210-MCE-000	25	1	14721-MCE-000 13 6
11330-MCE-305	18	1	14722-MCE-000 13 7
11333-RT3-000	22	1	14730-MCE-000 13 8
11335-MCE-000	18	2	14731-MCE-000 13 9
11360-MCE-000	23	1	14731-MY9-751 13 10
11365-MCE-000	23	2	14751-MY2-000 13 11
11396-MY9-000	18	3	14751-MCE-000 13 12
11631-MCE-000	21	1	14761-MCE-000 13 13
11691-MY9-000	21	2	

C Reference with "Part name index"

PART NAME INDEX			
Part name	Page	Ref.	Pe
[A]			
ADJUSTER, CHAIN	67	5	BOLT, CHANGE
ARM COMP., GEAR CHANGE	64	3	BOLT, CLUTCH
ARM, L. MAIN STEP	65	8	BOLT, CONNECT
ARM, L. PILLION STEP	65	12	BOLT, DISK, 4
ARM, R. MAIN STEP	65	5	BOLT, DRAIN F
ARM, R. PILLION STEP	65	11	BOLT, FLANGE
AUTO COOK ASSY., FUEL	73	3	BOLT, FLANGE
AXLE, FR. WHEEL	52	5	BOLT, FLANGE
AXLE, RR. WHEEL	56	3	BOLT, FLANGE
[B]			
BAG, AIR PRESSURE GAUGE	77	4	BOLT, FLANGE
BAG, SERVICE BOOK	77	1	BOLT, FLANGE
BAG, TOOL	77	3	BOLT, FLANGE
BALL, STEEL	65	20	BOLT, FLANGE
BAND A, INSULATOR	11	11	BOLT, FLANGE
BAND B, INSULATOR	11	12	BOLT, FLANGE
BAND, AIR CLEANER CONNECTING TUBE	62	22	BOLT, FLANGE
BAND, U-LOCK	70	3	BOLT, FLANGE
BAND, WIRE	26	14	BOLT, FLANGE
	63	21	BOLT, FLANGE
	74	18	



Part catalogue structure



① Block title ② Block number

③ Service item/Flat rate time

④ Reference number

- Title number marked with the parenthesis or parentheses indicates that it continues from the previous page.

⑤ Part number ⑥ Honda color code

⑦ Description

⑧ Assemblies

- Sections framed with broken lines in the exploded view drawings are available as complete assemblies. (Their individual parts can also be obtained.)

⑨ Color description

⑩ Note

- Notes are shown with the parentheses in the part name column.

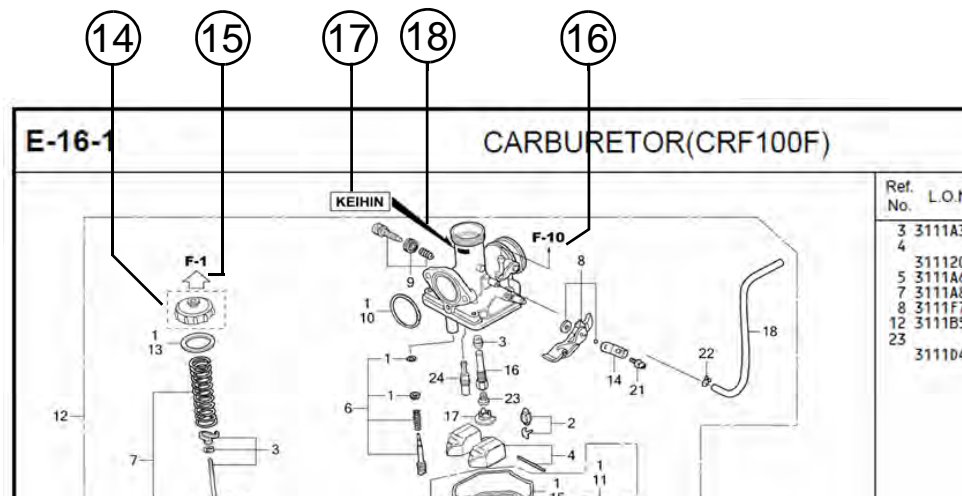
⑪ Required quantity



- Reqd. QTY shown in the parenthesis or parentheses indicates the optional part.
- Reqd. QTY marked with "N" indicates the optional part that should be selected as needed.
- Reqd. QTY indicates the number of the part used in the block.




⑫ Serial number



⑬ Parts catalogue code

- When the parts catalogue code column is blank, it indicates that the part is applicable to all codes.



⑭ 
 • Parts enclosed within a dotted line  are covered in a different block.

⑮ 
 • A hollow arrow  indicates the block No. for the parts enclosed within a dotted line .


⑯ 
 • A solid arrow  indicates the block No. the part in question is connected to.

⑰ **Replacement Identification Information for Designated Part No.**

⑱ **Location of Replacement Identification Information for Designated Part No.**

- If an arrow mark is indicated in 18, the part is incompatible with a different part No.
- Make sure to order the part of the same manufacture, including the component part.
- To make an order, indicate the part No., which includes the symbol displayed on the applicable section of the part to be replaced.

When the parts were revised



Ref. No.	Part No.	Description	Reqd. QTY		Serial No.
			CB400 SFX	SFY	
1	45156-MCE-000	CLAMPER, R. FR. BRAKE HOSE ..	1	1	
2	45157-MCE-000	CLAMPER, L. FR. BRAKE HOSE ..	1	1	
3	61100-MCE-000ZA	FENDER COMP., FR. *NH411M*FORCE SILVER METALLIC	1	-	-----3J,4J
	61100-MCE-000ZB	*PB284C*...CANDY PHOENIX BLUE	1	-	-----J,2J
4	61101-MCE-000	PLATE, FR. FENDER (###).....	2	2	-----1008000
	61101-MCE-010	2	2	-----1008001
5	61102-MCE-300	CUSHION, FR. FENDER (BLACK)	2	2	
6	61105-MCE-000	STAY, FR. FENDER MOUNTING ...	2	2	
7	61107-MR7-000	COLLAR (6,5)	4	4	
8	96001-06020-00	BOLT, FLANGE, 6X20	4	4	


The number has been used from the initial model without revision.

When shown at the left side, it is applicable to the models of No.1008001 and the subsequent numbers.

When shown at the right side, it is applicable to the models up to No.1008000.

The parts listed with "###" at the end of the parts name have limited supply period (parts not for sale).

Abbreviations used in the parts catalogue

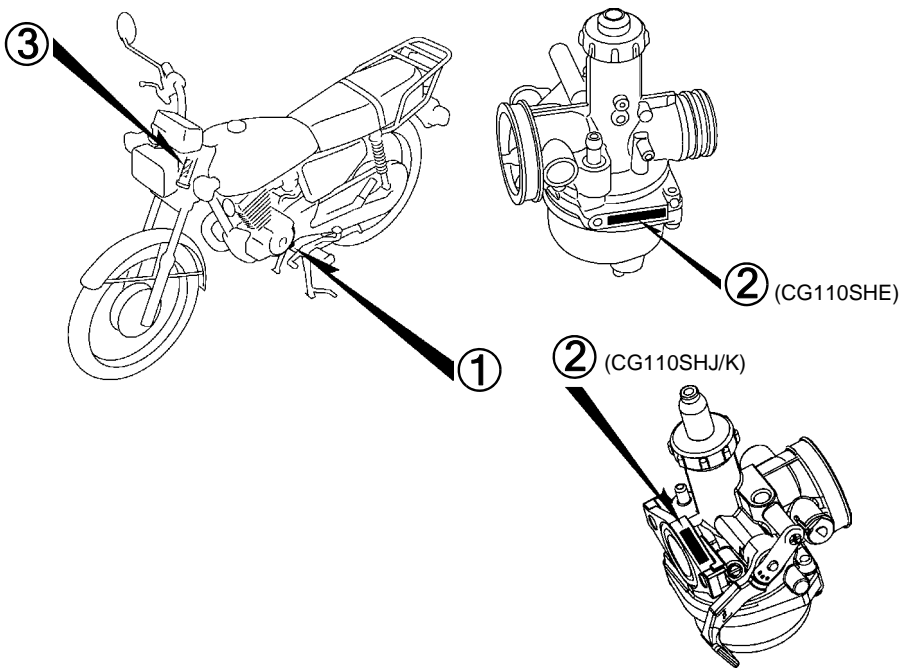
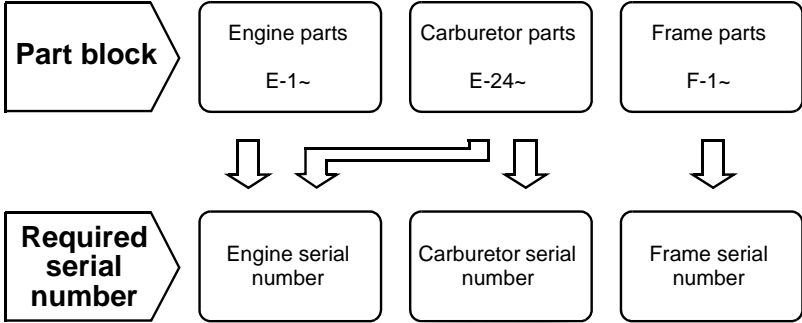


* "L." or "R." in the description of a part stands for the LEFT hand side or the RIGHT hand side. Determine the left or right as if you were in the motorcycle seat.

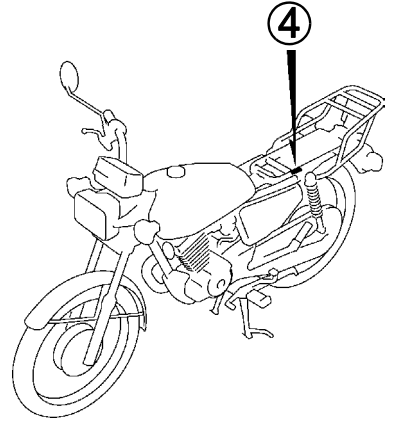
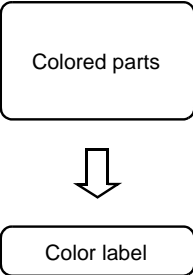
The following abbreviations are used in this parts catalogue.

A Ampere	L.Left
ABS Anti-lock brake system	L (100L) .Link (100 Links)
A.C. Alternating current	L.E.D.Light emitted diode
A.M. Attaching mark	MMMillimeter
ASSY. Assembly	MPHMiles per hour
C.D.I. Capacitive discharge ignition	R.Right
COMP. ... Complete	RR.Rear
CP. Candle power	STD.Standard
D.C. Direct current	T (22T) ...Tooth (22 Teeth)
EX. Exhaust	TCSTraction control system
FR. Front	T.M.Transcript mark
G Gram	VVolt
HEX. Hexagonal	WWatt
IN. Inlet	WLWith labelling
KPH Kilometers per hour	WOLWithout labelling

Part block and serial number check



Color label attachment position check



Models, parts catalogue codes and applicable serial numbers

Models, parts catalogue codes and applicable serial Nos. given in this parts catalogue can be identified as follows.

Parts with parts catalogue codes are exclusive for models destined for countries designated.

If no area codes are listed, parts are for common use.

Model	Parts catalogue code	Type	Applicable engine serial No.	Applicable frame serial No.	Applicable carburetor serial No.
CG110SHE	DK	General export (KPH)	SDH1500000001~	LALPCHL9*E3000001~	PB 7RRA
	KE	Kenya			PB 7YBA
CG110SHJ [Ace110]	DK	General export (KPH)	JA40E-2000008~	LALJA409*J3000001~	NPZ 20A
CG110SHk [Ace110]	2DK	General export (KPH)	JA40E-2100001~	LALJA409*K3100013~	NPZ 20A
	2KE	Kenya			PB 7YBA
CG110SHk	2LA	Latin America	JA40E-2110058~	LALJA409*K3110001~	NPZ 20A
CG110SHk [Ace110]	2NR	Nigeria			
	3KE	Kenya			PB 7YBA
	4NR	Nigeria	JA40E-3012307~	LALJA409*K3100012~	NPZ 20A
CG110SHk	LA	Latin America			

* Of carburetor/throttle body identification numbers, only the portions underlined in the example below are used for registration.

PB 7RR A KC ア

1

Color label

- When ordering parts, check the model name, main color, and code by observing the “COLOR LABEL” on the vehicle.
- When ordering a colored part, use the color chart in the instruction for use of parts catalogue.

VFR800FIW COLOR R-157 CODE R157		MODEL	VFR800FIW					
	No.	COLOR	Sparkling silver metallic	Mute black metallic	Applicable model		Applicable block No.	Re
		CODE	NH-295M	NH-359M	Initial applicable model	Final applicable model		
	Name of colored parts	Basic part No.	NH295	NH359				
	1							
	2							
	3							
	4							
	5							
	6							
	7							
	8							
	9							
	10							

Color chart

- When ordering a colored part, refer to the chart below and use a part number consisting of the relevant basic part number to which has been added a part color code.

CG110SH (CG110SHE).....DK

No.	MODEL		CG110SHE					
	COLOR		Candy aruja blue	Candy ruby red	Applicable model		Applicable block No.	Ref. No.
	CODE		PB-323C	R-4C	Initial applicable model	Final applicable model		
	Name of colored parts	Basic part No.	PB323	R4				
1	LABEL, DRIVE CAUTION	87560-KYY-970	ZA	ZA			F-50	3
2	MARK, L. WING	86172-KYY-900	ZB	ZH			F-51	2
3	MARK, R. WING	86171-KYY-900	ZB	ZH			F-51	1
4	TANK SET, FUEL	17520-K08-900	ZA	ZB			F-22	8

CG110SH (CG110SHE).....KE

No.	MODEL		CG110SHE					
	COLOR		Candy aruja blue	Candy ruby red	Applicable model		Applicable block No.	Ref. No.
	CODE		PB-323C	R-4C	Initial applicable model	Final applicable model		
	Name of colored parts	Basic part No.	PB323	R4				
1	LABEL, DRIVE CAUTION	87560-KYY-970	ZA	ZA			F-50	3
2	MARK, L. WING	86172-KYY-900	ZB	ZH			F-51	2
3	MARK, R. WING	86171-KYY-900	ZB	ZH			F-51	1
4	TANK SET, FUEL	17520-K08-900	ZA	ZB			F-22	8

Ace110 (CG110SHJ)

No.	MODEL		CG110SHJ					
	COLOR		Glint wave blue metallic B-197M	Candy lucid red R-264C	Applicable model		Applicable block No.	Ref. No.
	CODE				Initial applicable model	Final applicable model		
	Name of colored parts	Basic part No.	B197	R264				
1	COVER SET, L. SIDE	83620-K08-A40	ZA	ZA			F-25-1	4
2	COVER SET, R. SIDE	83520-K08-A40	ZA	ZA			F-25-1	1
3	MARK, L. WING	86202-K08-A40	ZA	ZB			F-51-1	4
4	MARK, R. WING	86201-K08-A40	ZA	ZB			F-51-1	3
5	MARK, SIDE COVER	86831-K08-A40	ZA	ZA			F-51-1	5
6	STRIPE, L. FUEL TANK	86174-K08-A40	ZA	ZB			F-51-1	2
7	STRIPE, R. FUEL TANK	86173-K08-A40	ZA	ZB			F-51-1	1
8	TANK SET, FUEL	17520-K08-A40	ZA	ZB			F-22-1	7



Ace110 (CG110SHk).....2DK

No.	MODEL		CG110SHK					
	COLOR		Glint wave blue metallic B-197M	Candy lucid red R-264C	Applicable model		Applicable block No.	Ref. No.
	CODE				Initial applicable model	Final applicable model		
	Name of colored parts	Basic part No.	B197YA	R264YA				
1	COVER SET, L. SIDE	83620-K08-A40	ZA	ZA			F-25-1	4
2	COVER SET, R. SIDE	83520-K08-N20	ZA	ZA			F-25-1	1
3	MARK, L. WING	86202-K08-A40	ZA	ZB			F-51-1	4
4	MARK, R. WING	86201-K08-A40	ZA	ZB			F-51-1	3
5	MARK, SIDE COVER	86831-K08-A40	ZA	ZA			F-51-1	5
6	STRIPE, L. FUEL TANK	86174-K08-A40	ZA	ZB			F-51-1	2
7	STRIPE, R. FUEL TANK	86173-K08-A40	ZA	ZB			F-51-1	1
8	TANK SET, FUEL	17520-K08-A40	ZA	ZB			F-22-1	7

Ace110 (CG110SHk).....2KE,3KE

No.	MODEL		CG110SHK					
	COLOR		Glint wave blue metallic B-197M	Candy lucid red R-264C	Applicable model		Applicable block No.	Ref. No.
	CODE				Initial applicable model	Final applicable model		
	Name of colored parts	Basic part No.	B197YA	R264YA				
1	COVER SET, L. SIDE	83620-K08-A40	ZA	ZA			F-25-1	4
2	COVER SET, R. SIDE	83520-K08-A40	ZA	ZA			F-25-1	1
3	COVER SET, R. SIDE	83520-K08-N20	ZA	ZA			F-25-1	1
4	MARK, L. WING	86202-K08-A40	ZA	ZB			F-51-1	4
5	MARK, R. WING	86201-K08-A40	ZA	ZB			F-51-1	3
6	MARK, SIDE COVER	86831-K08-A40	ZA	ZA			F-51-1	5
7	STRIPE, L. FUEL TANK	86174-K08-A40	ZA	ZB			F-51-1	2
8	STRIPE, R. FUEL TANK	86173-K08-A40	ZA	ZB			F-51-1	1
9	TANK SET, FUEL	17520-K08-A40	ZA	ZB			F-22-1	7



CG110SH (CG110SHk).....2LA,LA

No.	MODEL		CG110SHK					
	COLOR		Glint wave blue metallic B-197M	Candy lucid red R-264C	Applicable model		Applicable block No.	Ref. No.
	CODE				Initial applicable model	Final applicable model		
	Name of colored parts	Basic part No.	B197	R264				
1	COVER SET, L. SIDE	83620-K08-L30	ZA	ZA			F-25-1	4
2	COVER SET, R. SIDE	83520-K08-L10	ZA	ZA			F-25-1	1
3	COVER SET, R. SIDE	83520-K08-L30	ZA	ZA			F-25-1	1
4	MARK, L. WING	86202-K08-A40	ZA	ZB			F-51-1	4
5	MARK, R. WING	86201-K08-A40	ZA	ZB			F-51-1	3
6	MARK, SIDE COVER	86831-K08-L30	ZA	ZA			F-51-1	6
7	TANK SET, FUEL	17520-K08-L30	ZA	ZB			F-22-1	7

Ace110 (CG110SHk).....2NR,4NR

No.	MODEL		CG110SHK					
	COLOR		Glint wave blue metallic B-197M	Candy lucid red R-264C	Applicable model		Applicable block No.	Ref. No.
	CODE				Initial applicable model	Final applicable model		
	Name of colored parts	Basic part No.	B197YA	R264YA				
1	COVER SET, L. SIDE	83620-K08-A40	ZA	ZA			F-25-1	4
2	COVER SET, R. SIDE	83520-K08-A40	ZA	ZA			F-25-1	1
3	COVER SET, R. SIDE	83520-K08-N20	ZA	ZA			F-25-1	1
4	MARK, L. WING	86202-K08-A40	ZA	ZB			F-51-1	4
5	MARK, R. WING	86201-K08-A40	ZA	ZB			F-51-1	3
6	MARK, SIDE COVER	86831-K08-A40	ZA	ZA			F-51-1	5
7	STRIPE, L. FUEL TANK	86174-K08-A40	ZA	ZB			F-51-1	2
8	STRIPE, R. FUEL TANK	86173-K08-A40	ZA	ZB			F-51-1	1
9	TANK SET, FUEL	17520-K08-A40	ZA	ZB			F-22-1	7



Fuel hose, general purpose hoses and vinyl hose

- The standard part fuel hose, general purpose hose and vinyl hose may be substituted by the coiled bulk part.
- When ordering the standard part fuel hose, general purpose hose and vinyl hose use the bulk part number written in the parts catalogue in brackets () underneath the part name, or use the catalogue below.
(The bulk part standard length is 1 m, however, those displayed in the catalogue < > are available in 3 m and 8 m lengths.)
- When exchanging the hose, cut and use at the specified length as mentioned in the part name.
(For the method of cutting the bulk part, and method of filling out orders etc., please refer to the service manual and the instructions issued with the bulk part.)
- The list below is a catalogue of the standard part numbers and bulk part numbers. Note that those numbers are applicable to the listed replacement parts only.

Fuel hoses/Tubes			
Standard part No.	Bulk part No.	Bulk part	
		Inner diameter (mm)	Length (m)
95001-30xxx-2x	95001-30001-20M	3.0	1
95001-30xxx-3x	95001-30001-30M	3.0	1
95001-30xxx-4x	95001-30001-40M	3.0	1
95001-35xxx-2x	95001-35001-50M <95001-35003-50M>	3.5	1 3
95001-35xxx-3x	95001-35001-60M <95001-35003-60M>	3.5	1 3
95001-35xxx-4x	95001-35001-60M <95001-35003-60M>	3.5	1 3
95001-35xxx-5x	95001-35001-50M <95001-35003-50M>	3.5	1 3
95001-35xxx-6x	95001-35001-60M <95001-35003-60M>	3.5	1 3
95001-45xxx-2x	95001-45001-50M <95001-45003-50M>	4.5	1 3
95001-45xxx-3x	95001-45001-60M <95001-45003-60M> <95001-45008-60M>	4.5	1 3 8
95001-45xxx-4x	95001-45001-60M <95001-45003-60M> <95001-45008-60M>	4.5	1 3 8
95001-45xxx-5x	95001-45001-50M <95001-45003-50M>	4.5	1 3
95001-45xxx-6x	95001-45001-60M <95001-45003-60M> <95001-45008-60M>	4.5	1 3 8
95001-55xxx-2x	95001-55001-50M <95001-55003-50M> <95001-55008-50M>	5.5	1 3 8

Fuel hoses/Tubes			
Standard part No.	Bulk part No.	Bulk part	
		Inner diameter (mm)	Length (m)
95001-55xxx-3x	95001-55001-60M <95001-55003-60M> <95001-55008-60M>	5.5	1 3 8
95001-55xxx-4x	95001-55001-60M <95001-55003-60M> <95001-55008-60M>	5.5	1 3 8
95001-55xxx-5x	95001-55001-50M <95001-55003-50M> <95001-55008-50M>	5.5	1 3 8
95001-55xxx-6x	95001-55001-60M <95001-55003-60M> <95001-55008-60M>	5.5	1 3 8
95001-75xxx-2x	95001-75001-50M <95001-75003-50M>	7.5	1 3
95001-75xxx-3x	95001-75001-60M <95001-75003-60M> <95001-75008-60M>	7.5	1 3 8
95001-75xxx-4x	95001-75001-60M <95001-75003-60M> <95001-75008-60M>	7.5	1 3 8
95001-75xxx-5x	95001-75001-50M <95001-75003-50M>	7.5	1 3
95001-75xxx-6x	95001-75001-60M <95001-75003-60M> <95001-75008-60M>	7.5	1 3 8
95001-80xxx-2x	95001-80001-50M	8.0	1
95001-80xxx-3x	95001-80001-60M	8.0	1
95001-80xxx-4x	95001-80001-60M	8.0	1
95001-80xxx-5x	95001-80001-50M	8.0	1
95001-80xxx-6x	95001-80001-60M	8.0	1

Vinyl tube				
Standard part No.	Bulk part No.	Bulk part		
		Inner dia- meter (mm)	Outer dia-meter (mm)	Length (m)
95003-01xxx-3x	95003-01001-60M <95003-01003-60M>	2.9	6.8	1 3
95003-01xxx-60	95003-01001-60M <95003-01003-60M>	2.9	6.8	1 3
95003-03xxx-3x	95003-03001-60M <95003-03003-60M>	3.0	6.0	1 3
95003-03xxx-60	95003-03001-60M <95003-03003-60M>	3.0	6.0	1 3
95003-05xxx-3x	95003-05001-60M <95003-05003-60M> <95003-05008-60M>	3.5	6.5	1 3 8
95003-05xxx-60	95003-05001-60M <95003-05003-60M> <95003-05008-60M>	3.5	6.5	1 3 8
95003-07xxx-1x	95003-07001-10M <95003-07003-10M> <95003-07008-10M>	4.0	7.0	1 3 8
95003-07xxx-20	95003-07001-10M <95003-07003-10M> <95003-07008-10M>	4.0	7.0	1 3 8
95003-07xxx-3x	95003-07001-60M <95003-07003-60M> <95003-07008-60M>	4.0	7.0	1 3 8
95003-07xxx-60	95003-07001-60M <95003-07003-60M> <95003-07008-60M>	4.0	7.0	1 3 8
95003-07xxx-7x	95003-07001-70M <95003-07003-70M> <95003-07008-70M>	4.0	7.0	1 3 8
95003-08xxx-1x	95003-08001-10M <95003-08003-10M> <95003-08008-10M>	4.5	6.5	1 3 8
95003-09xxx-3x	95003-09001-60M <95003-09003-60M>	4.5	8.0	1 3
95003-09xxx-60	95003-09001-60M <95003-09003-60M>	4.5	8.0	1 3
95003-10xxx-1x	95003-10001-10M <95003-10003-10M>	5.0	8.0	1 3
95003-10xxx-20	95003-10001-10M <95003-10003-10M>	5.0	8.0	1 3
95003-10xxx-3x	95003-10001-60M <95003-10003-60M>	5.0	8.0	1 3
95003-10xxx-60	95003-10001-60M <95003-10003-60M>	5.0	8.0	1 3
95003-11xxx-3x	95003-11001-60M <95003-11003-60M> <95003-11008-60M>	5.0	9.0	1 3 8
95003-11xxx-60	95003-11001-60M <95003-11003-60M> <95003-11008-60M>	5.0	9.0	1 3 8
95003-12xxx-1x	95003-12001-10M <95003-12003-10M> <95003-12008-10M>	5.0	7.0	1 3 8
95003-12xxx-20	95003-12001-10M <95003-12003-10M> <95003-12008-10M>	5.0	7.0	1 3 8

Vinyl tube				
Standard part No.	Bulk part No.	Bulk part		
		Inner dia- meter (mm)	Outer dia-meter (mm)	Length (m)
95003-14xxx-1x	95003-14001-10M <95003-14003-10M>	6.0	9.0	1 3
95003-14xxx-20	95003-14001-10M <95003-14003-10M>	6.0	9.0	1 3
95003-14xxx-3x	95003-14001-60M <95003-14003-60M>	6.0	9.0	1 3
95003-17xxx-1x	95003-17001-10M <95003-17003-10M>	7.0	9.0	1 3
95003-19xxx-1x	95003-19001-10M <95003-19003-10M> <95003-19008-10M>	7.0	11.0	1 3 8
95003-19xxx-20	95003-19001-10M <95003-19003-10M> <95003-19008-10M>	7.0	11.0	1 3 8
95003-19xxx-3x	95003-19001-60M <95003-19003-60M> <95003-19008-60M>	7.0	11.0	1 3 8
95003-19xxx-60	95003-19001-60M <95003-19003-60M> <95003-19008-60M>	7.0	11.0	1 3 8
95003-21xxx-1x	95003-21001-10M <95003-21003-10M>	8.0	9.0	1 3
95003-21xxx-20	95003-21001-10M <95003-21003-10M>	8.0	9.0	1 3
95003-23xxx-1x	95003-23001-10M <95003-23003-10M>	8.0	12.0	1 3
95003-23xxx-20	95003-23001-10M <95003-23003-10M>	8.0	12.0	1 3
95003-23xxx-3x	95003-23001-60M <95003-23003-60M> <95003-23008-60M>	8.0	12.0	1 3 8
95003-23xxx-60	95003-23001-60M <95003-23003-60M> <95003-23008-60M>	8.0	12.0	1 3 8
95003-25xxx-1x	95003-25001-10M <95003-25003-10M>	9.0	11.0	1 3
95003-25xxx-20	95003-25001-10M <95003-25003-10M>	9.0	11.0	1 3
95003-25xxx-3x	95003-25001-60M <95003-25003-60M>	9.0	11.0	1 3
95003-25xxx-7x	95003-25001-70M <95003-25003-70M>	9.0	11.0	1 3
95003-27xxx-1x	95003-27001-10M <95003-27003-10M>	9.0	13.0	1 3
95003-27xxx-20	95003-27001-10M <95003-27003-10M>	9.0	13.0	1 3
95003-27xxx-3x	95003-27001-60M <95003-27003-60M>	9.0	13.0	1 3
95003-27xxx-60	95003-27001-60M <95003-27003-60M>	9.0	13.0	1 3
95003-33xxx-1x	95003-33001-10M <95003-33003-10M>	10.0	14.0	1 3
95003-33xxx-20	95003-33001-10M <95003-33003-10M>	10.0	14.0	1 3

Vinyl tube				
Standard part No.	Bulk part No.	Bulk part		
		Inner dia- meter (mm)	Outer dia-meter (mm)	Length (m)
95003-36xxx-1x	95003-36001-10M <95003-36003-10M> <95003-36008-10M>	11.0	13.0	1 3 8
95003-36xxx-20	95003-36001-10M <95003-36003-10M> <95003-36008-10M>	11.0	13.0	1 3 8
95003-37xxx-3x	95003-37001-60M <95003-37003-60M>	11.0	15.0	1 3
95003-37xxx-60	95003-37001-60M <95003-37003-60M>	11.0	15.0	1 3
95003-38xxx-1x	95003-38001-10M <95003-38003-10M>	12.0	13.0	1 3
95003-38xxx-20	95003-38001-10M <95003-38003-10M>	12.0	13.0	1 3
95003-39xxx-1x	95003-39001-10M <95003-39003-10M>	12.0	14.0	1 3
95003-39xxx-20	95003-39001-10M <95003-39003-10M>	12.0	14.0	1 3
95003-40xxx-20	95003-40001-10M <95003-40003-10M>	12.0	16.0	1 3
95003-40xxx-3x	95003-40001-60M <95003-40003-60M>	12.0	16.0	1 3
95003-40xxx-60	95003-40001-60M <95003-40003-60M>	12.0	16.0	1 3
95003-43xxx-1x	95003-43001-10M <95003-43003-10M> <95003-43008-10M>	13.0	15.0	1 3 8
95003-43xxx-20	95003-43001-10M <95003-43003-10M> <95003-43008-10M>	13.0	15.0	1 3 8
95003-45xxx-1x	95003-45001-10M <95003-45003-10M> <95003-45008-10M>	14.0	18.0	1 3 8
95003-45xxx-20	95003-45001-10M <95003-45003-10M> <95003-45008-10M>	14.0	18.0	1 3 8
95003-50xxx-1x	95003-50001-10M <95003-50003-10M>	16.0	19.0	1 3
95003-50xxx-20	95003-50001-10M <95003-50003-10M>	16.0	19.0	1 3
95003-50xxx-3x	95003-50001-60M <95003-50003-60M>	16.0	19.0	1 3
95003-55xxx-1x	95003-55001-10M <95003-55003-10M>	17.5	20.5	1 3
95003-55xxx-20	95003-55001-10M <95003-55003-10M>	17.5	20.5	1 3
95003-60xxx-1x	95003-60001-10M <95003-60003-10M>	22.0	27.0	1 3
95003-60xxx-20	95003-60001-10M <95003-60003-10M>	22.0	27.0	1 3
95003-60xxx-3x	95003-60001-60M <95003-60003-60M>	22.0	27.0	1 3
95003-60xxx-60	95003-60001-60M <95003-60003-60M>	22.0	27.0	1 3

General purpose hoses			
Standard part No.	Bulk part No.	Bulk part	
		Inner diameter (mm)	Length (m)
95005-11xxx-3x	95005-11001-30M	11.0	1
95005-11xxx-5x	95005-11001-50M	11.0	1
95005-12xxx-1x	95005-12001-10M <95005-12003-10M>	12.0	1 3
95005-12xxx-2x	95005-12001-20M	12.0	1
95005-12xxx-3x	95005-12001-30M	12.0	1
95005-12xxx-5x	95005-12001-50M	12.0	1
95005-14xxx-1x	95005-14001-10M	14.0	1
95005-14xxx-2x	95005-14001-20M <95005-14003-20M>	14.0	1 3
95005-14xxx-3x	95005-14001-30M	14.0	1
95005-14xxx-5x	95005-14001-50M	14.0	1
95005-17xxx-1x	95005-17001-10M	17.0	1
95005-17xxx-2x	95005-17001-20M	17.0	1
95005-17xxx-3x	95005-17001-30M	17.0	1
95005-17xxx-5x	95005-17001-50M	17.0	1
95005-30xxx-3x	95005-30001-30M	3.0	1
95005-30xxx-5x	95005-30001-50M	3.0	1
95005-35xxx-1x	95005-35001-10M <95005-35003-10M> <95005-35008-10M>	3.5	1 3 8
95005-35xxx-2x	95005-35001-20M	3.5	1
95005-35xxx-3x	95005-35001-30M	3.5	1
95005-35xxx-4x	95005-35001-10M <95005-35003-10M> <95005-35008-10M>	3.5	1 3 8
95005-35xxx-5x	95005-35001-50M	3.5	1
95005-45xxx-1x	95005-45001-10M <95005-45003-10M> <95005-45008-10M>	4.5	1 3 8
95005-45xxx-2x	95005-45001-20M	4.5	1
95005-45xxx-3x	95005-45001-30M	4.5	1

General purpose hoses			
Standard part No.	Bulk part No.	Bulk part	
		Inner diameter (mm)	Length (m)
95005-45xxx-4x	95005-45001-10M <95005-45003-10M> <95005-45008-10M>	4.5	1 3 8
95005-45xxx-5x	95005-45001-50M	4.5	1
95005-50xxx-3x	95005-50001-30M <95005-50003-30M>	5.0	1 3
95005-50xxx-5x	95005-50001-50M	5.0	1
95005-55xxx-1x	95005-55001-10M <95005-55003-10M> <95005-55008-10M>	5.3	1 3 8
95005-55xxx-2x	95005-55001-20M <95005-55003-20M>	5.3	1 3
95005-55xxx-4x	95005-55001-10M <95005-55003-10M> <95005-55008-10M>	5.3	1 3 8
95005-65xxx-1x	95005-65001-10M <95005-65003-10M>	6.5	1 3
95005-65xxx-2x	95005-65001-20M	6.5	1
95005-70xxx-3x	95005-70001-30M <95005-70003-30M>	7.0	1 3
95005-70xxx-5x	95005-70001-50M	7.0	1
95005-75xxx-1x	95005-75001-10M <95005-75003-10M>	7.3	1 3
95005-75xxx-2x	95005-75001-20M	7.3	1
95005-80xxx-1x	95005-80001-10M <95005-80003-10M>	8.0	1 3
95005-80xxx-2x	95005-80001-20M	8.0	1
95005-80xxx-3x	95005-80001-30M	8.0	1
95005-80xxx-5x	95005-80001-50M	8.0	1
95005-91xxx-3x	95005-91001-30M	12.0	1
95005-91xxx-5x	95005-91001-50M	12.0	1
95005-92xxx-3x	95005-92001-30M	12.0	1
95005-92xxx-5x	95005-92001-50M	12.0	1

NOTE: X is displayed to represent the omitted numerals and letters of the roman alphabet.

⊙ **CAUTION: It is DANGEROUS to confuse the fuel hose with the general purpose hose or vinyl hose.**

Never use a general purpose hose or vinyl hose in place of a fuel hose or vice versa. Always use the correct bulk part in the parts catalogue, according to the service manual or the instructions issued with the bulk part.

• Bulk part number of fuel hose, general purpose hose and vinyl hose.

(Example)

95001-75001-50M

Bulk part number: Refers to the bulk part.

Marking code (hose type): (fuel hose and general purpose hose)

Change code (for added hose): (Vinyl hose)

- Indicates number mark or change sequence, however, the code for the bulk part must be strictly 0 (zero).

Types of code:

- Fuel hose
 - 2: Red outside braid (3 mm inside dia. only)
 - 5: Black inside braid
 - 3: Red (3 mm inside dia. only)
 - 4: Ash gray with red stripe (3 mm inside dia. only)
 - 6: Black
- Vinyl hose
 - 1: Clear
 - 2: Black
 - 3: Light red
 - 6: Light red
 - 7: Pale black
- General hose
 - 1: Ash gray
 - 2: Ash gray
 - 3: Black
 - 5: Black

Lengths: 001: 1 m (standard)
003: 3 m
008: 8 m

I.D code: (fuel hose and general purpose hose)

- 30: 3.0 mm
- 35: 3.5 mm
- 45: 4.5 mm
- 50: 5.0 mm
- 55: 5.3 mm, 5.5 mm
- 65: 6.5 mm
- 70: 7.0 mm
- 75: 7.3 mm, 7.5 mm
- 80: 8.0 mm
- 11: 11 mm
- 91: 12 mm (outside dia. 15) mm
- 92: 12 mm (outside dia. 16) mm
- 12: 12 mm (outside dia. 17) mm
- 14: 14 mm
- 17: 17 mm

ID./OD. code: (vinyl hose)

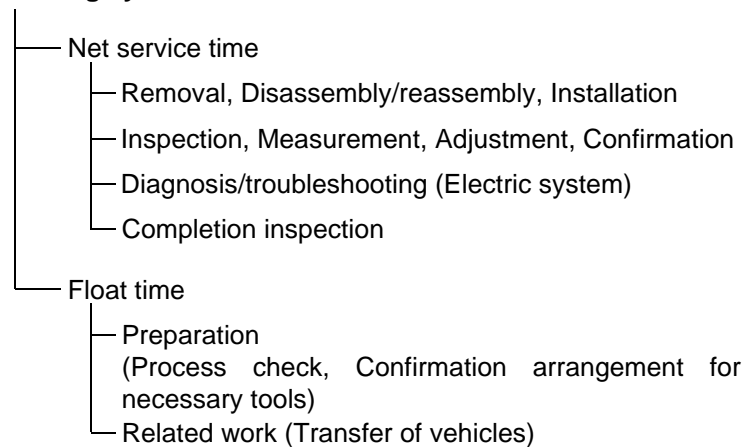
- 01: ID. 2.9, OD. 6.8 mm
- 03: ID. 3.0, OD. 6.0 mm
- 05: ID. 3.5, OD. 6.5 mm
- 07: ID. 4.0, OD. 7.0 mm
- 08: ID. 4.5, OD. 6.5 mm
- 09: ID. 4.5, OD. 8.0 mm
- 12: ID. 5.0, OD. 7.0 mm
- 10: ID. 5.0, OD. 8.0 mm
- 11: ID. 5.0, OD. 9.0 mm
- 14: ID. 6.0, OD. 9.0 mm
- 17: ID. 7.0, OD. 9.0 mm
- 19: ID. 7.0, OD. 11.0 mm
- 21: ID. 8.0, OD. 9.0 mm
- 23: ID. 8.0, OD. 12.0 mm
- 25: ID. 9.0, OD. 11.0 mm
- 27: ID. 9.0, OD. 13.0 mm
- 33: ID. 10.0, OD. 14.0 mm
- 36: ID. 11.0, OD. 13.0 mm
- 37: ID. 11.0, OD. 15.0 mm
- 38: ID. 12.0, OD. 13.0 mm
- 39: ID. 12.0, OD. 14.0 mm
- 40: ID. 12.0, OD. 16.0 mm
- 43: ID. 13.0, OD. 15.0 mm
- 45: ID. 14.0, OD. 18.0 mm
- 50: ID. 16.0, OD. 19.0 mm
- 55: ID. 17.5, OD. 20.5 mm
- 60: ID. 22.0, OD. 27.0 mm

Hose type: 1: Fuel hose
3: Vinyl hose
5: General hose

FLAT RATE SERVICE TIME

Flat rate service time (FRT) means the standard time required to service a MC, which is listed in this manual to help the dealers control the actual working process and calculate the service charge by using it as a guide.

FRT setting system



* Float time is set by multiplying the net service time by a given coefficient.

Editorial style

The service items shown in the text are listed with the exchange work time for the repair sales parts as the subject. Other representative service items not using repair parts (removal/installation, adjustment, inspection/measuring, and other work) are listed collectively in the list in the preface, classified according to the work.

FRT setting standard

- Decimal system (in unit of 0.1) is adopted to set FRT as it is convenient to calculate the wage.
Example: (0.1) → 6 minutes, (0.2) → 12 minutes
[Labor cost per hour] x [FRT] = [Wage]
- FRT is set with a hand tool.
- Service items and FRT can be subject to change depending on development of tools and service equipment and improvement in service procedure.

Work procedure

- As the work procedure is set with the work time according to the method in the separate Service Manual, refer to this Manual as required.
- Work methods permitting servicing in the shortest time still permitting assurance of safe work and product warranty are used for the setting of service items not listed in the Service Manual.
- Work basically is to be performed by one person, and when two or more people are required, setting is done as the total time for the number of people.
- The set value for the technological level of the workers uses a person with three years of experience in the repair of Honda vehicles as the standard.
- Special tools and service equipment used to set FRT are those specified or recommended in Service Manual.

Service item whose FRT is not presented

- Accessories and service parts that are not listed to use in this manual.
- Locations with little aging deterioration or breakage during normal use.
- Service work that can be finished by one touch.
- Service work that is seldom done (i.e. extremely small causes of trouble and service frequency).

* When FRT is not presented, please calculate wages based on appropriate actual work time

Operation not included of FRT

- Oil and coolant water draining, Waiting time for warming up operation and etc..
- Additional operation that involves removal/installation of standard exterior equipment.
- Indirect time spent for service by visiting the customer, trade-in, and delivery of a MC.
- Indirect time required for ordering and delivery of parts.
- Cost for grease, adhesive agent, etc. used for service work.

Explanation of FRT by using an example
(The example may differ from the actual presented items)

Ref. No.	L.O.N.	(Relative ref. Number) Description	F.R.T.
②	111118	(1, 3, 4, 7) CAMSHAFT 4.5	②
③	111118A	⑥ • Includes: Valve clearance adjustment Replace rocker arm add 1.0	⑤

- ① Reference No. of the illustration of part that shows location of the replacement work.
- ② FRT is an abbreviation of Flat Rate Time indicating the standard service time required for the replacement.
- ③ LON is an abbreviation of Labor Operation Number, and it is a classification of the service items by the work unit code.

The same operation code is used regardless of the models.

Standard operation is indicated with 6 digits code, and additional operation is indicated with 7 digits code.

- ④ Indicating the camshaft replacement and FRT4.5.
- ⑤ Indicating FRT1.0 that will be added when additional operation (replace rocker arm) is done in association with camshaft replacement.

⑥ Indicating work contents that are included in the service item.

⑦ Indicating a reference No. whose operation and time are the same as FRT4.5 for the camshaft.

(The application range is limited to the service items without an LON setting within a same block.)

How to refer to the service item by using the sample
(camshaft replacement)

Open to the page of the block where the camshaft's spare part illustration is shown.



Look for the camshaft illustration, and refer to the service item and FRT that agree with the reference No.

Indication mark for the listing of service items that continues to the following page

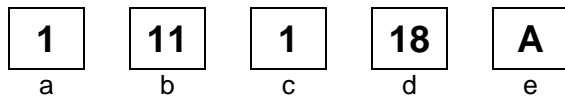
Ref. No.	L.O.N.	(Relative ref. Number) Description	F.R.T.
2	111118	CAMSHAFT	4.5
	.	.	.
	.	.	.

+
Mark indicated at the last line.

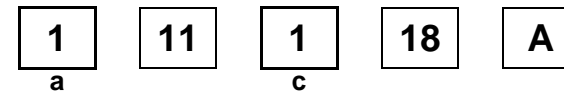
Indication of the block with no setting of FRT

Ref. No.	L.O.N.	(Relative ref. Number) Description	F.R.T.
NO INFORMATION			

• LON code system



- a) Category code..... Engine
- b) Location/function code Engine upper
- c) Operation code..... Replace
- d) Operation sequence number (Unit code can be shown with alphabet) camshaft (No regular rule of code)
- e) Additional code replace rocker arm (No regular rule of code)



a) Category codes and classification

Code	Category
1	Engine
2	Transmission
3	Fuel & Exhaust
4	Frame & Body
5	Steering/Suspension
6	Electrical
7	Wheels/Brakes
8	Controls/instrument
9	-
0	-

c) Operation codes and classification

Code	Operation category
1	Replace, Removal/Installation, Change
2	Overhaul
3	Adjust, Balance
4	(Paint-related work: Top-coat)
5	Test, Inspect/diagnose, Measurement, Check
6	(Overhaul-related work: Rebore)
7	(Overhaul-related work: Reseal)
8	(Resurface)
9	(Paint-related work: Refinish)
0	Repair, Cleaning, Air bleeding

Major service items without using spare parts
Removal/Installation, Adjustment, Inspection/Measurement, Overhaul, Other work

[E: Engine, F: Frame]

* OPERATIONS OTHER THAN REPLACING PARTS

• Removal/installation

Set for the configuration with the parts removed from the vehicle.

	LON	DESCRIPTION	FRT
E	1101E5	TILTING ENGINE ASSEMBLY-REMOVAL/INSTALLATION INCLUDES: All necessary adjustment	1.5
	3111D6	CARBURETOR ASSEMBLY-REMOVAL/INSTALLATION	0.3
	1101E6	CRANKCASE SEPARATION INCLUDES: Engine removal and installation	3.2

• Adjustment

	LON	DESCRIPTION	FRT
E	3113A0	CARBURETOR IDLE-ADJUSTMENT	0.1
	2123A0	CLUTCH-ADJUSTMENT INCLUDES: Clutch lever adjustment	0.1
	6143A1	SPARK PLUG-ADJUSTMENT/CLEANING	0.1
	1113A0	VALVE CLEARANCE-ADJUSTMENT NOTE: For 1 vehicle	0.4
F	6163A0	HEADLIGHT-AIMING	0.1
	2133A0	DRIVE CHAIN-ADJUSTMENT	0.1
	7113A0	FRONT BRAKE-ADJUSTMENT EXCLUDES: Front brake shoe adjustment	0.1
	7113A1	REAR BRAKE-ADJUSTMENT EXCLUDES: Rear brake shoe adjustment	0.1
	3113A3	THROTTLE OPERATION-ADJUSTMENT	0.1

• Inspection/Measurement

	LON	DESCRIPTION	FRT
E	1115A0	COMPRESSION PRESSURE-MEASUREMENT	0.1
	3115A0	CARBURETOR FLOAT LEVEL-MEASUREMENT	0.5
	6145A0	IGNITION TIMING-INSPECTION	0.2
F	6105A0	BATTERY-CHARGE INCLUDES: In case of open type battery, checking electrolyte level and charge.	0.2

• Overhaul

Work condition: The required Measurements, inspections, adjustments, and cleaning/washing of each part are performed, including the main body removal/installation work and the replacement of defective parts.

	LON	DESCRIPTION	FRT
E	311200	CARBURETOR-OVERHAUL INCLUDES: All necessary adjustment	0.7

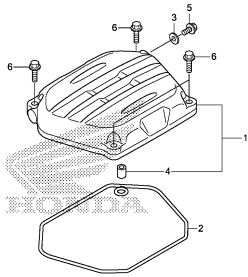
• Other work

	LON	DESCRIPTION	FRT
E	1130A1	OIL FILTER SCREEN-CLEANING	0.3
F	3120A0	CLEANER ELEMENT-CLEANING	0.2

ENGINE GROUP

E-1

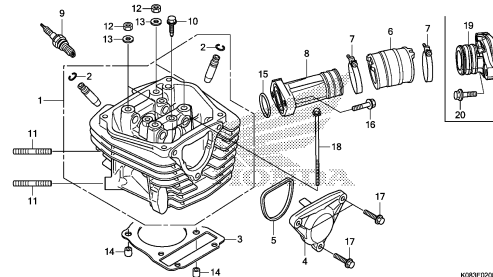
CYLINDER HEAD COVER



K0B3E0100

E-2

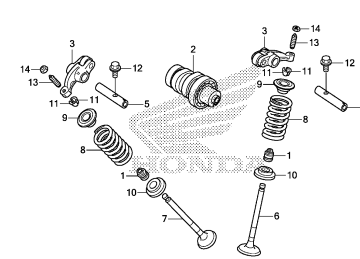
CYLINDER HEAD



K0B3E000A

E-3

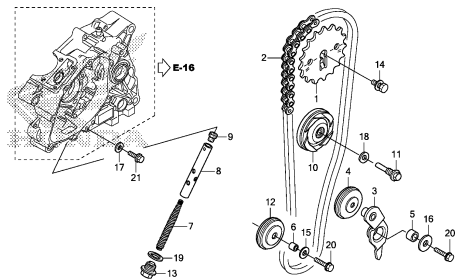
CAMSHAFT/VALVE



K0B3E0000

E-4

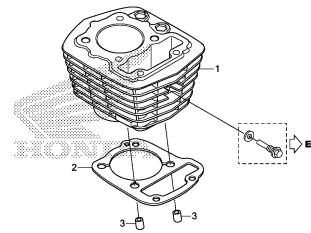
CAM CHAIN/TENSIONER



K0B3E0400

E-5

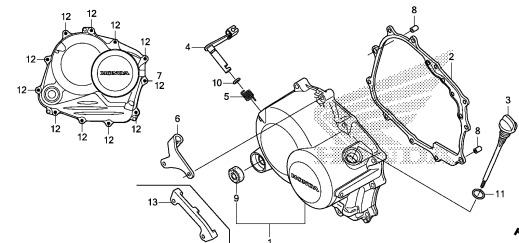
CYLINDER



K0B3E0000

E-6

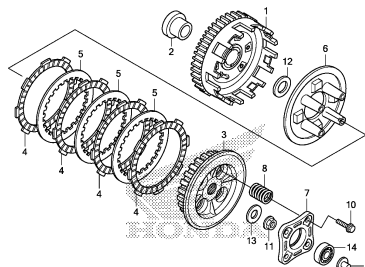
RIGHT CRANKCASE COVER



K0B3E000A

E-8

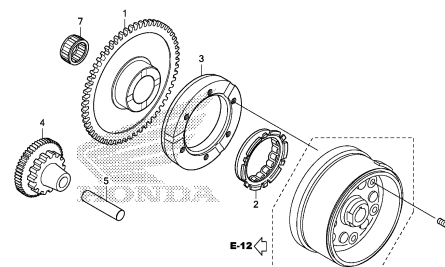
CLUTCH



K0B3E0000

E-9

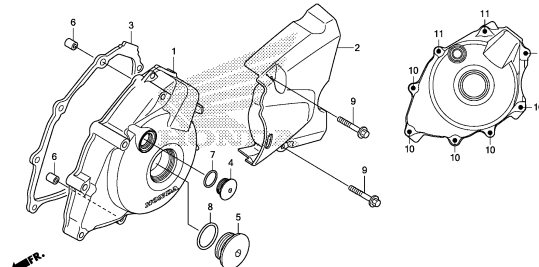
STARTING CLUTCH



K0B3E0000

E-11

LEFT CRANKCASE COVER



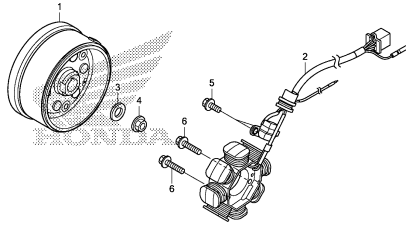
K0B3E1100

2

ENGINE GROUP

E-12

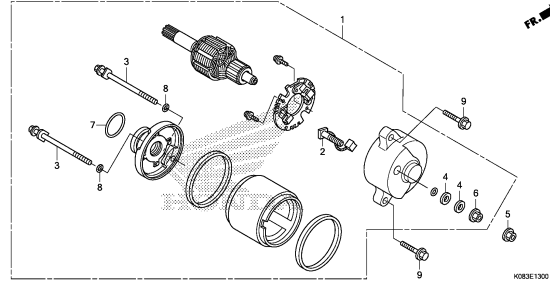
GENERATOR



KOBE1200

E-13

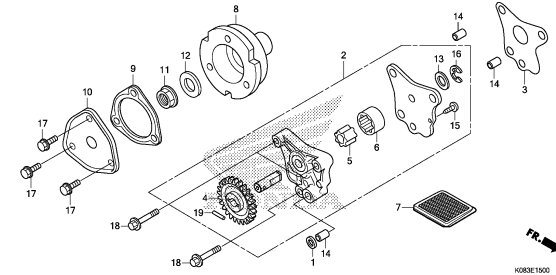
STARTING MOTOR



KOBE1300

E-15

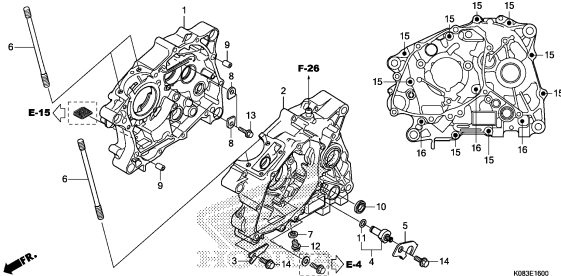
OIL PUMP



KOBE1500

E-16

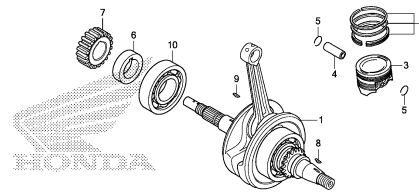
CRANKCASE



KOBE1600

E-17

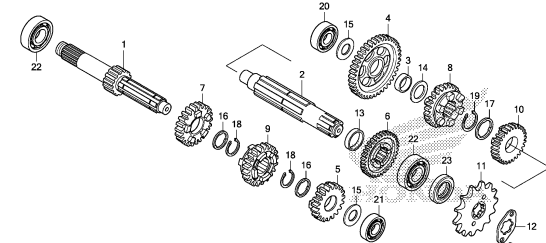
CRANKSHAFT/PISTON



KOBE1700

E-18

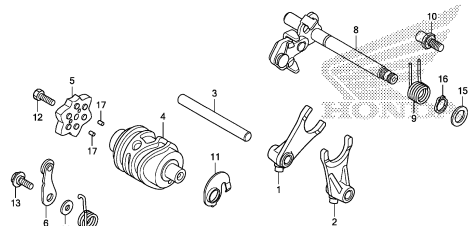
TRANSMISSION



KOBE1800

E-21

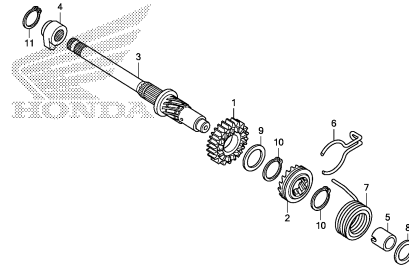
GEARSHIFT DRUM



KOBE2100

E-22

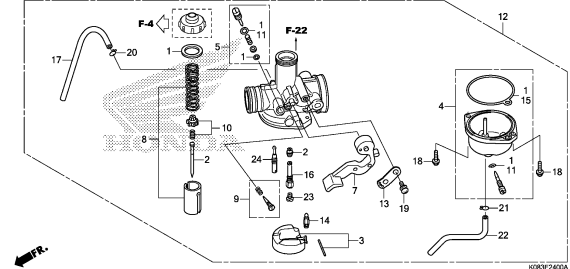
KICK STARTER SPINDLE



KOBE2200

E-24

CARBURETOR(CG110SHE)

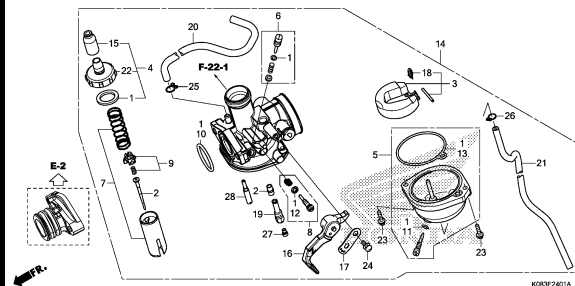


KOBE2400A

ENGINE GROUP

E-24-1

CARBURETOR(CG110SHJ/K)

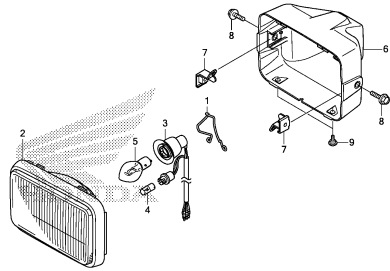


2

FRAME GROUP

F-1

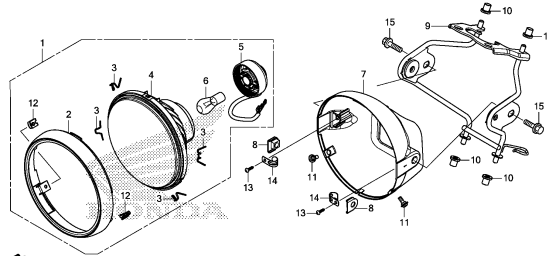
HEADLIGHT(CG110SHE)



K083F0100

F-1-1

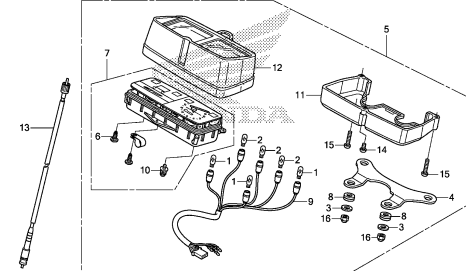
HEADLIGHT(CG110SHJ/K)



K083F0101

F-2

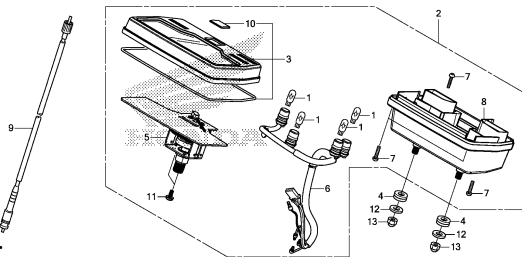
METER(CG110SHE)



K083F0200

F-2-1

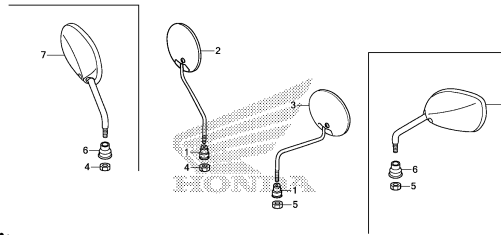
METER(CG110SHJ/K)



K083F0201

F-3

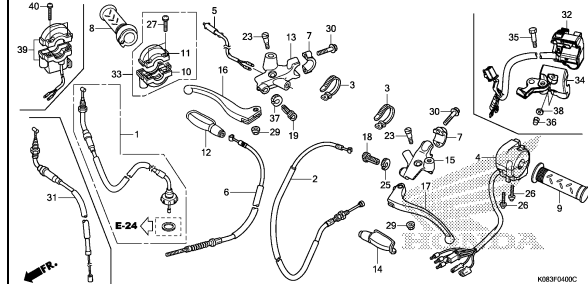
MIRROR



K083F0300A

F-4

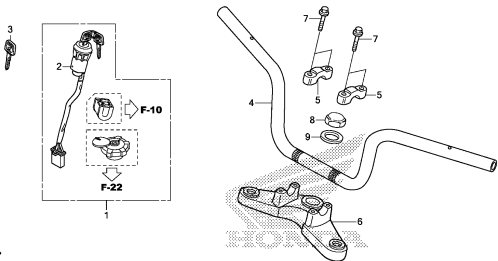
HANDLE LEVER/SWITCH/CABLE



K083F0400C

F-8

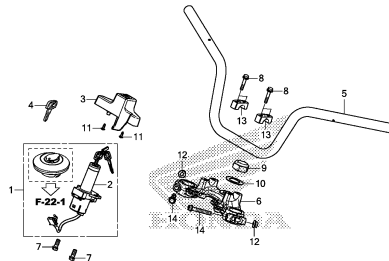
HANDLE PIPE/TOP BRIDGE(CG110SHE)



K083F0800

F-8-1

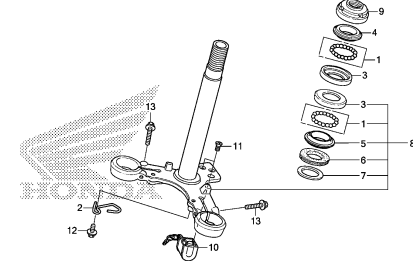
HANDLE PIPE/TOP BRIDGE(CG110SHJ/K)



K083F0801

F-10

STEERING STEM(CG110SHE)

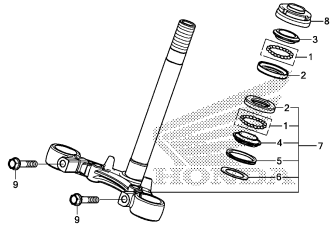


K083F1000

FRAME GROUP

F-10-1

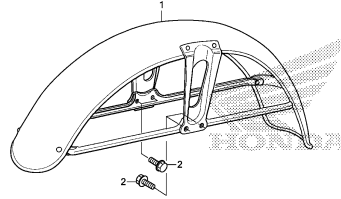
STEERING STEM(CG110SHJ/K)



KOB3F1001

F-11

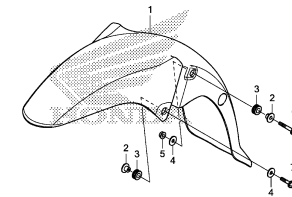
FRONT FENDER(CG110SHE)



KOB3F1100

F-11-1

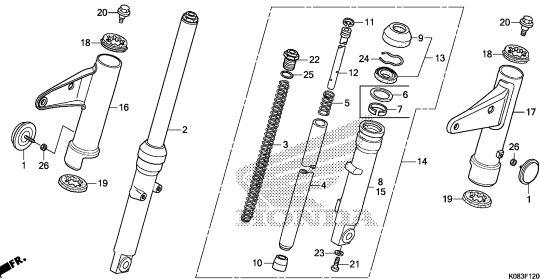
FRONT FENDER(CG110SHJ/K)



KOB3F1101B

F-12

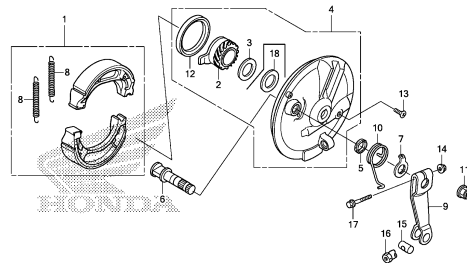
FRONT FORK



KOB3F1200A

F-14

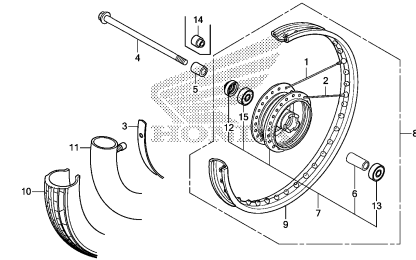
FRONT BRAKE PANEL



KOB3F1400A

F-15-10

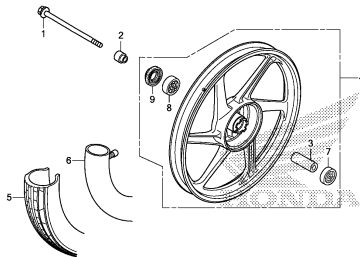
FRONT WHEEL(SPOKE/DRUM BRAKE)



KOB3F1510A

F-15-30

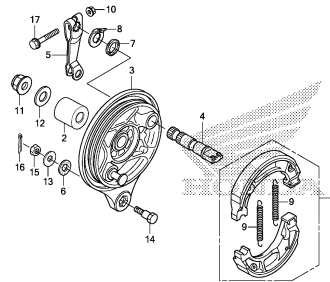
FRONT WHEEL(CAST/DRUM BRAKE)



KOB3F1530

F-19

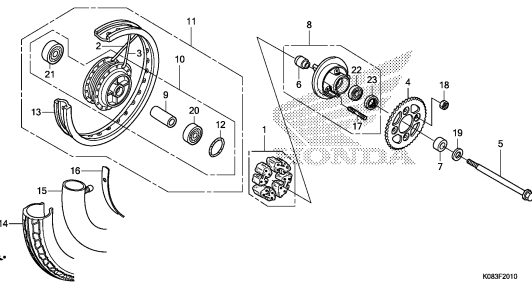
REAR BRAKE PANEL



KOB3F1900

F-20-10

REAR WHEEL(SPOKE/DRUM BRAKE)

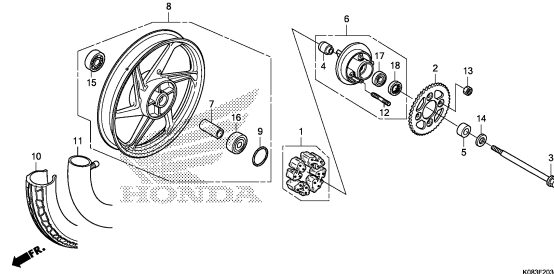


KOB3F2010

FRAME GROUP

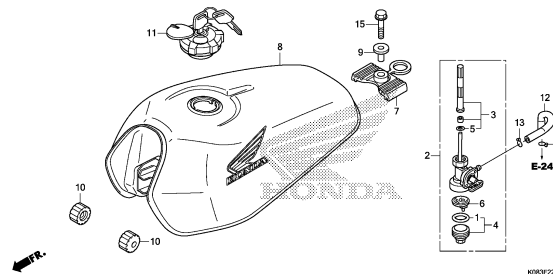
F-20-30

REAR WHEEL(CAST/DRUM BRAKE)



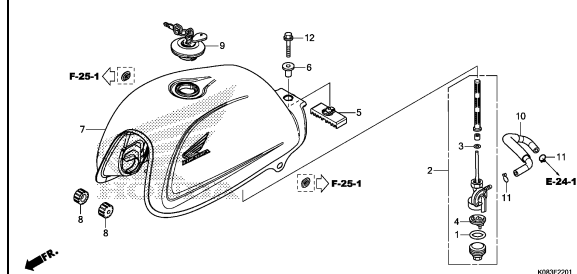
F-22

FUEL TANK(CG110SHE)



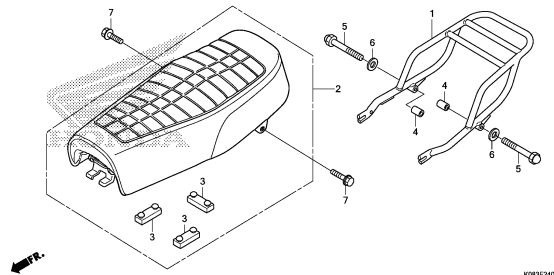
F-22-1

FUEL TANK(CG110SHJ/K)



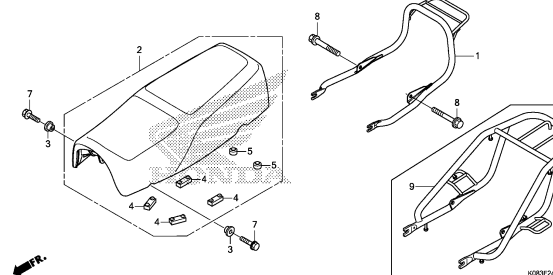
F-24

SEAT(CG110SHE)



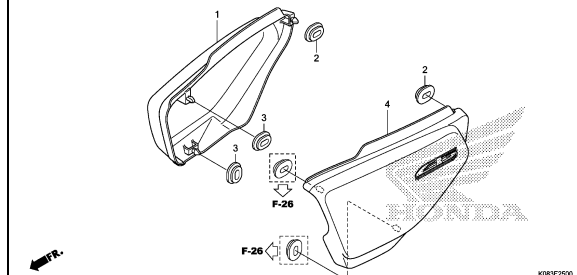
F-24-1

SEAT(CG110SHJ/K)



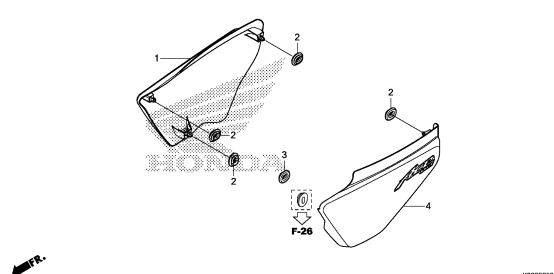
F-25

SIDE COVER(CG110SHE)



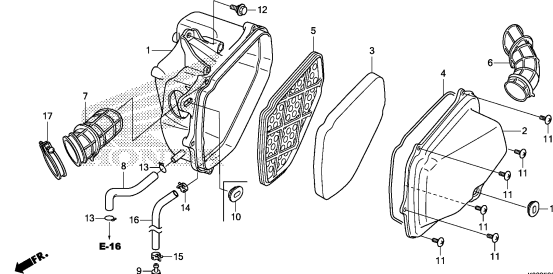
F-25-1

SIDE COVER(CG110SHJ/K)



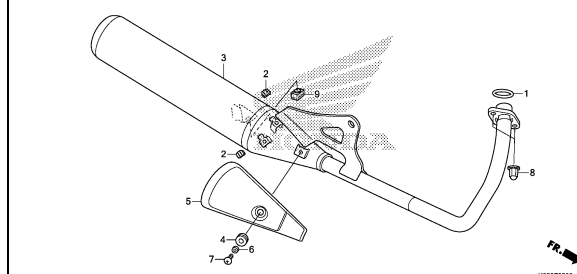
F-26

AIR CLEANER



F-28

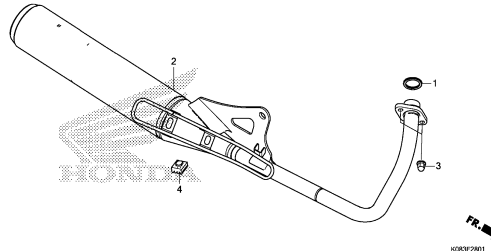
EXHAUST MUFFLER(CG110SHE)



FRAME GROUP

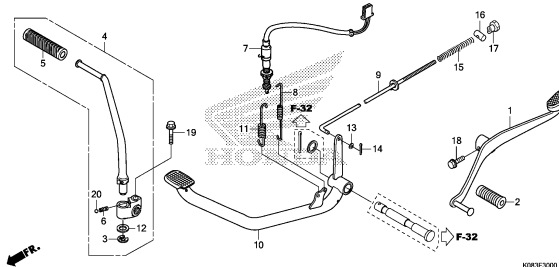
F-28-1

EXHAUST MUFFLER(CG110SHJ/K)



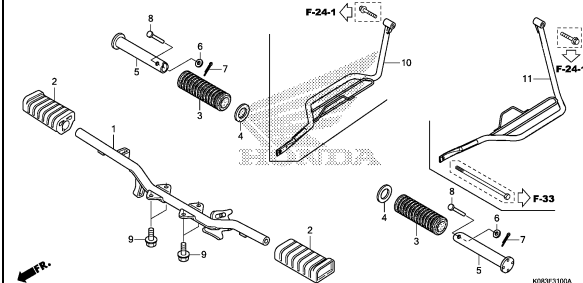
F-30

PEDAL



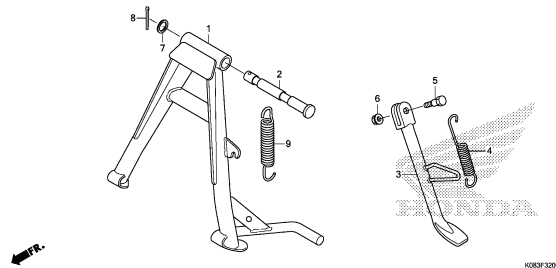
F-31

STEP



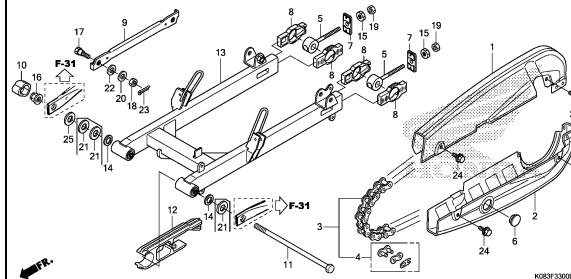
F-32

STAND



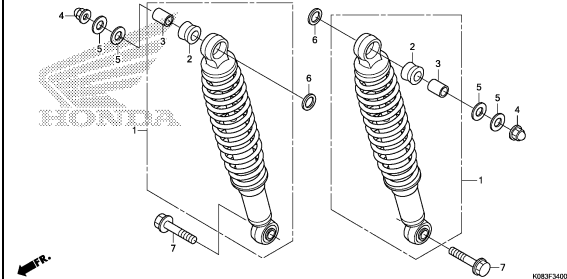
F-33

SWINGARM



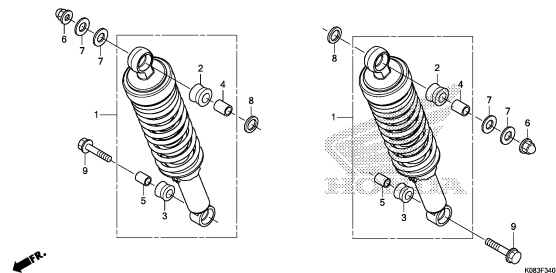
F-34

REAR CUSHION(CG110SHE)



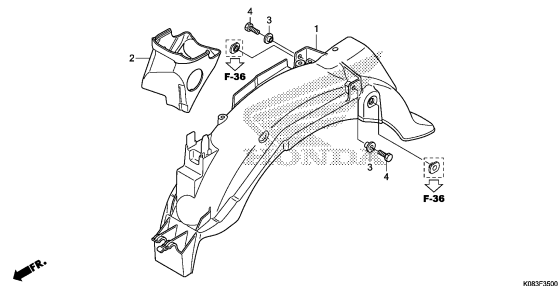
F-34-1

REAR CUSHION(CG110SHJ/K)



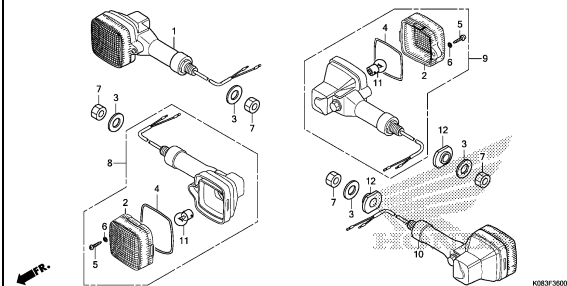
F-35

REAR FENDER



F-36

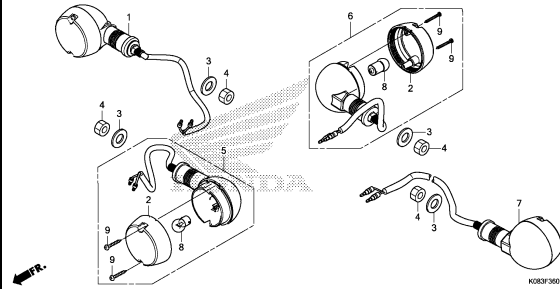
WINKER(CG110SHE)



FRAME GROUP

F-36-1

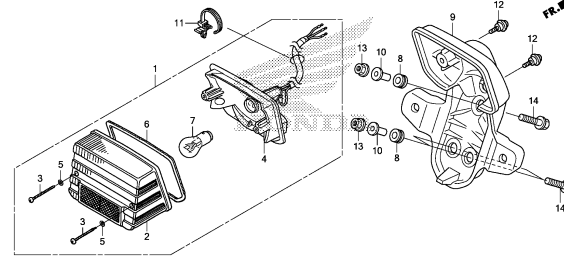
WINKER(CG110SHJ/K)



KOB3F3601

F-37

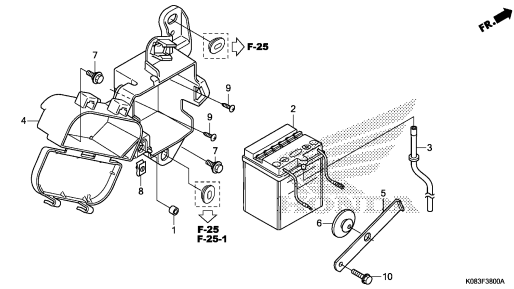
TAILLIGHT



KOB3F3700

F-38

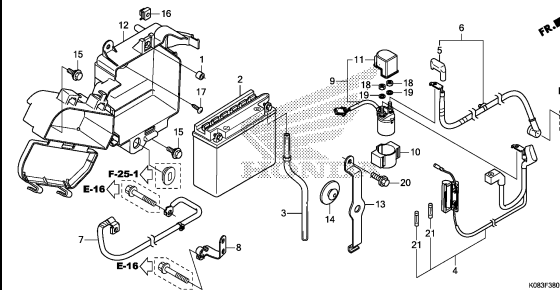
BATTERY(1)



KOB3F3800A

F-38-1

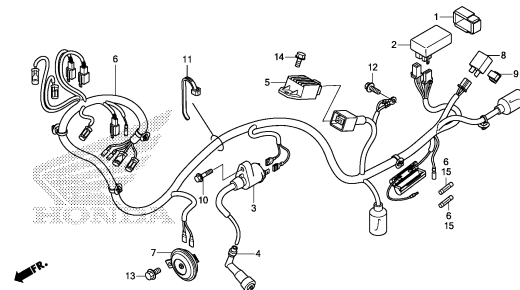
BATTERY(2)



KOB3F3801

F-39

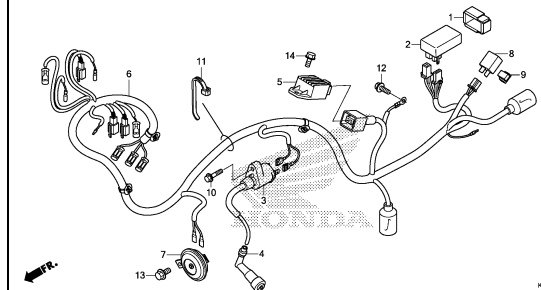
WIRE HARNESS(1)



KOB3F3900

F-39-1

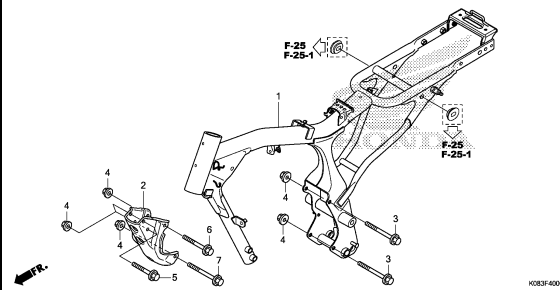
WIRE HARNESS(2)



KOB3F3901

F-40

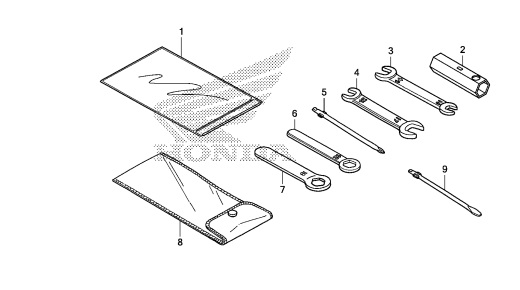
FRAME BODY



KOB3F4000A

F-49

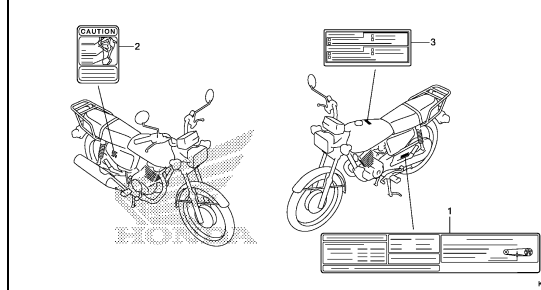
TOOLS



KOB3F4900A

F-50

CAUTION LABEL

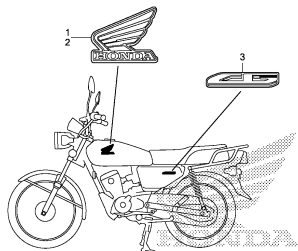


KOB3F5000

FRAME GROUP

F-51

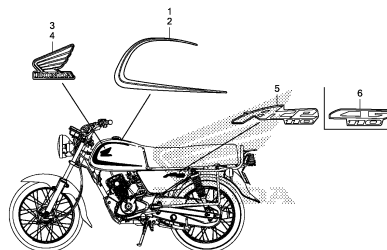
MARK(CG110SHE)



K0B3F5100

F-51-1

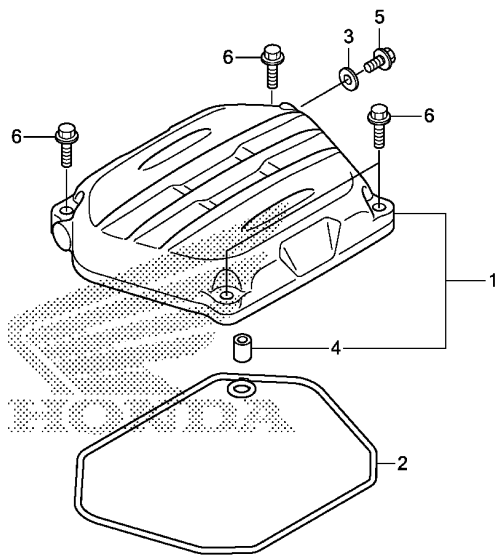
MARK(CG110SHJ/K)



K0B3F5101A

E-1

CYLINDER HEAD COVER



K083E0100

Ref. No.	L.O.N.	(Relative ref. Number) Description	F.R.T.
1	1111C4	COVER, CYLINDER HEAD	0.2
2	1111D2	GASKET, CYLINDER HEAD COVER ..	0.2

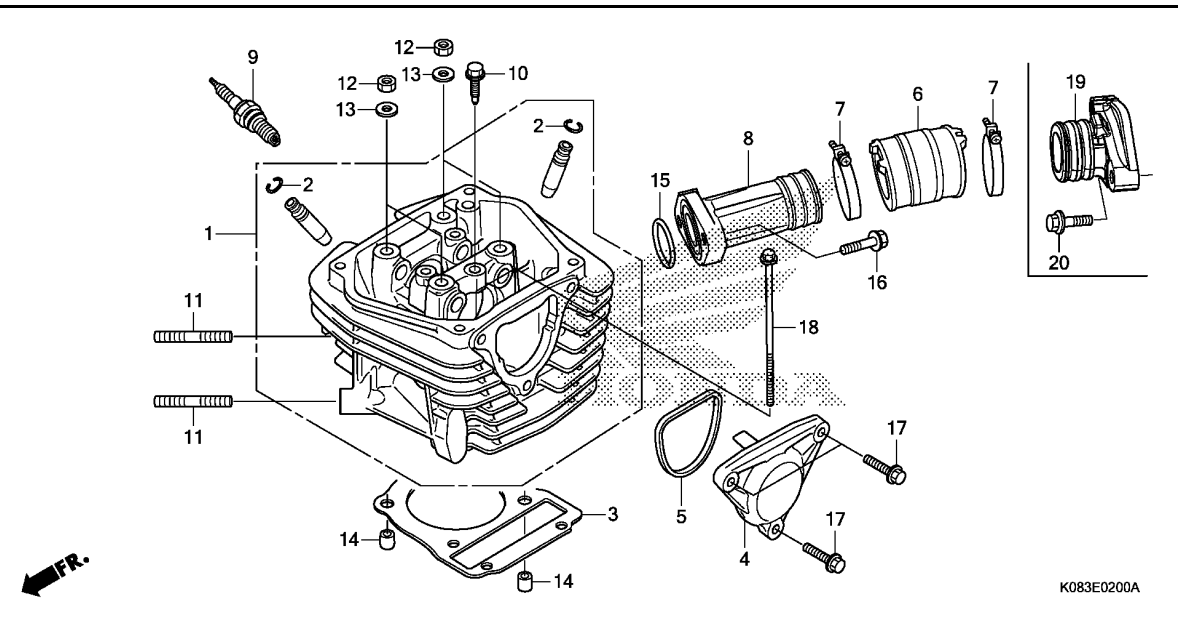
Ref. No.	Part No.	Description	Reqd. QTY			Serial No.	Parts catalogue code
			E	J	K		
1	12310-KYY-970	COVER COMP., CYLINDER HEAD ..	1	-	-		
	12310-K52-N70	-	1	1		
2	12391-KYY-900	GASKET, HEAD COVER	1	1	1		
3	90463-KRM-840	WASHER, SEALING, 6.2X12X1.2 ..	1	1	1		
4	94301-08100	DOWEL PIN, 8X10	1	1	1		
5	96001-06014-00	BOLT, FLANGE, 6X14	1	1	1		
6	96001-06025-00	BOLT, FLANGE, 6X25	4	4	4		

2

FR.

E-2

CYLINDER HEAD



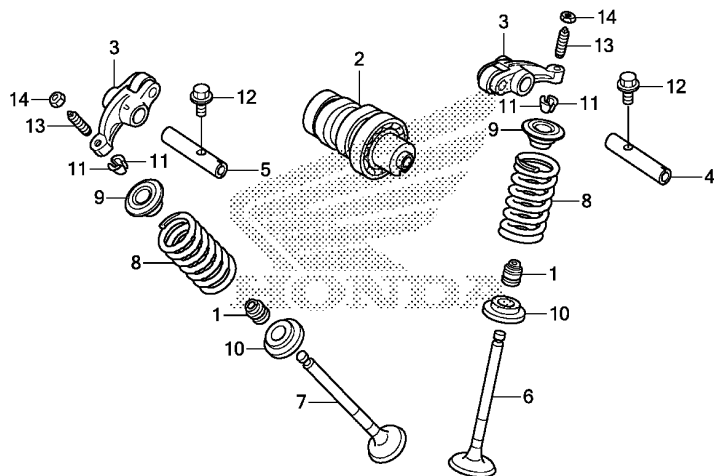
Ref. No.	L.O.N.	(Relative ref. Number) Description	F.R.T.
1	111106	HEAD, CYLINDERINCLUDES: Valve adjust and reface	2.0
3	111115	GASKET, CYLINDER HEAD	1.1
4	1111D0	COVER, CYLINDER HEAD SIDE :LEFT	0.1
6	311131	INSULATOR, THROTTLE BODY/ CARBURETOR	0.3
9	614130	PLUG, SPARK	0.1

Ref. No.	Part No.	Description	Reqd. QTY			Serial No.	Parts catalogue code
			CG110SH	E	J K		
1	12200-K08-900	HEAD COMP., CYLINDER	1	-	-		
	12200-K08-A40	-	1	1		
2	12206-KPL-900	CLIP, VALVE GUIDE	2	2	2		
3	12251-KZA-W01	GASKET, CYLINDER HEAD	1	1	1		
4	12341-KYY-900	COVER, CYLINDER HEAD L. SIDE	1	-	-		
	12341-K52-N70	-	1	1		
5	12395-KYY-900	GASKET, L. CYLINDER HEAD SIDE COVER	1	1	1		
6	16211-K08-900	INSULATOR, CARBURETOR	1	-	-		
	16211-K08-A40	-	1	1		
7	16217-KYY-900	BAND, INSULATOR	2	2	2		
8	17111-K08-900	PIPE A, INLET	1	-	-		
	17111-K08-A40	-	1	-		
	17111-K08-A41	-	-	1		
9	31917-KPH-901	PLUG, SPARK (CPR7EA-9) (NGK) ..	1	1	1		
10	90014-KYY-900	BOLT, SPECIAL, 6X21	1	1	1		
11	90035-KRM-840	BOLT, STUD, 8X22	2	2	2		
12	90201-GCC-000	NUT, HEX., 7MM	4	4	4		
13	90401-GFM-900	WASHER, 7.2X16X2.5	4	4	4		
14	90701-KVR-C00	DOWEL PIN, SPECIAL, 8X14	2	2	2		
15	91313-KVR-C00	O-RING, 27X2.0	1	1	1		
16	95701-06022-00	BOLT, FLANGE, 6X22	2	2	2		
17	96001-06025-00	BOLT, FLANGE, 6X25	3	3	3		
18	96001-06100-00	BOLT, FLANGE, 6X100	2	2	2		
19	17115-KYY-D00	PIPE B, INLET	-	1	1		
20	95701-06022-00	BOLT, FLANGE, 6X22	-	2	2		



E-3

CAMSHAFT/VALVE



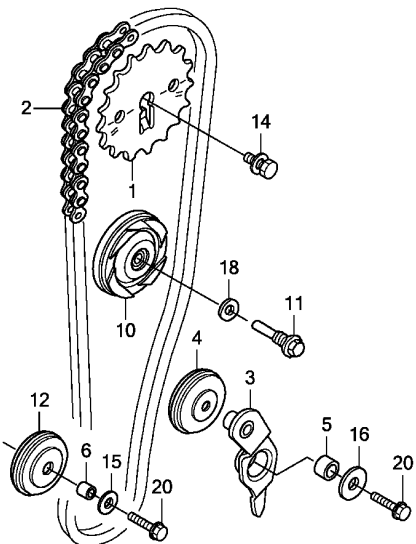
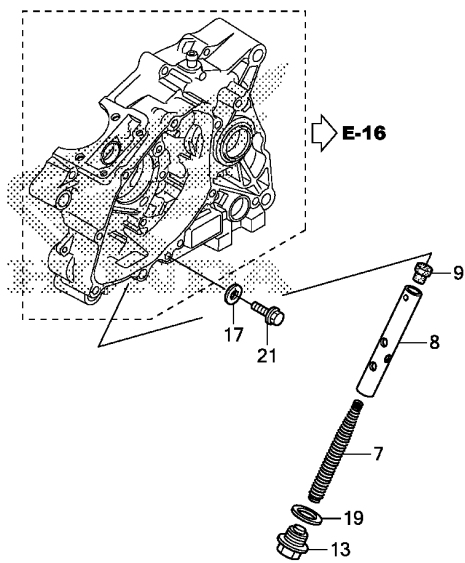
K083E0300

Ref. No.	L.O.N.	(Relative ref. Number) Description	F.R.T.
2	111118	CAMSHAFTINCLUDES: Valve adjustment (4,5)	0.7
3	1111K8	ARM, INTAKE VALVE ROCKER(ONE) .INCLUDES: Valve adjustment	1.3
	1111K9	ARM, EXHAUST VALVE ROCKER(ONE) .INCLUDES: Valve adjustment	1.3
	1111L8	ARM, VALVE ROCKER :FOR 1 VEHICLE	1.3
		.INCLUDES: Valve adjustment	
6	1111N0	VALVE, INTAKE(ONE)	1.6
		.INCLUDES: Refacing	
7	1111N1	VALVE, EXHAUST(ONE)	1.6
		.INCLUDES: Refacing	
	1111P0	VALVE :FOR 1 VEHICLE	1.8
		.INCLUDES: Refacing (1,9,10,11)	
8	1111P2	INTAKE VALVE SPRING AND/OR STEM SEAL(ONE)	1.4
	1111P3	EXHAUST VALVE SPRING AND/OR STEM SEAL(ONE)	1.4
	1111Q2	VALVE SPRING AND/OR STEM SEAL :FOR 1 VEHICLE	1.5

Ref. No.	Part No.	Description	Reqd. QTY			Serial No.	Parts catalogue code
			E	J	K		
1	12209-GB4-681	SEAL, VALVE STEM(NOK)	2	2	2		
	12209-GB4-682	SEAL, VALVE STEM(ARAI)	2	2	2		
2	14100-K08-900	CAMSHAFT COMP.	1	-	-		
	14100-K08-A40	-	1	1		
3	14430-K09-C00	ARM COMP., IN. VALVE ROCKER - (IN./EX.)	2	2	2		
4	14451-KYY-900	SHAFT, IN. ROCKER ARM	1	1	1		
5	14452-KYY-900	SHAFT, EX. ROCKER ARM	1	1	1		
6	14711-KWB-600	VALVE, IN.	1	1	1		
7	14721-KVY-900	VALVE, EX.	1	1	1		
8	14751-GGC-900	SPRING, VALVE	2	-	-		
	14751-KWW-C00	-	2	2		
9	14771-GB4-680	RETAINER, VALVE SPRING	2	2	2		
10	14775-KVY-900	SEAT, VALVE SPRING	2	2	2		
11	14781-KSY-900	COTTER, VALVE	4	4	4		
12	90002-KRM-840	BOLT, FLANGE, 5X14	2	2	2		
13	90012-KYY-900	SCREW, TAPPET ADJUSTING	2	2	2		
14	90206-001-000	NUT, TAPPET ADJUSTING	2	2	2		

E-4

CAM CHAIN/TENSIONER



K083E0400

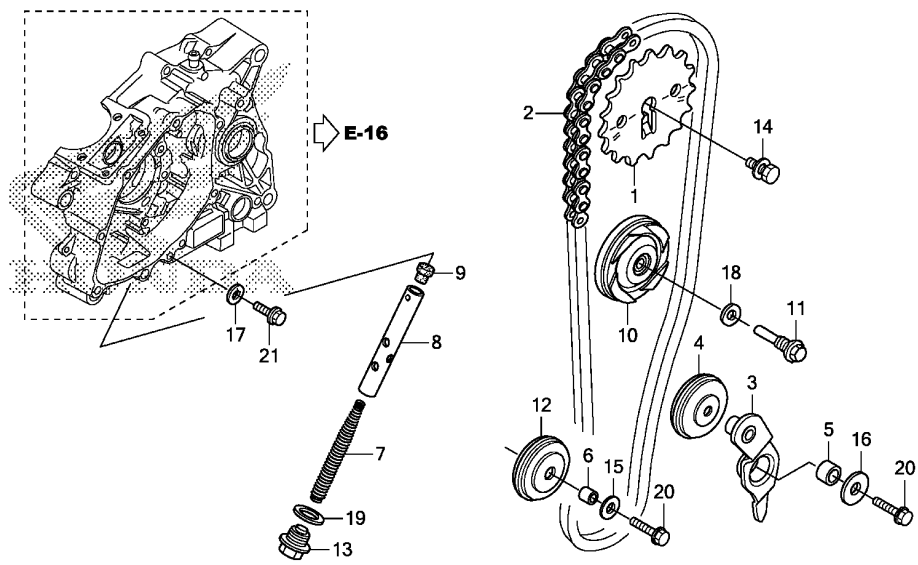
Ref. No.	L.O.N.	(Relative ref. Number) Description	F.R.T.
1	1111Q4	SPROCKET, CAM	0.5
2	110140	CHAIN, CAM	0.9
3	111151	ARM, CAM CHAIN TENSIONER	0.4
4	111148	ROLLER(S), CAM CHAIN TENSIONER	0.4
7	111136	SPRING, CAM CHAIN TENSIONER ..	0.1
8		(9)	
	1111Q3	ROD, CAM CHAIN TENSIONER PUSH	0.2
10	1111G4	ROLLER, CAM CHAIN GUIDE	0.4
12	1111J0	SPROCKET, CAM CHAIN GUIDE	0.4

Ref. No.	Part No.	Description	Reqd. QTY			Serial No.	Parts catalogue code
			CG110SH	E	J		
1	14321-KYY-900	SPROCKET, CAM(32T)	1	1	1		
2	14401-K08-901	CHAIN, CAM(88LE-SH)	1	1	1		
3	14500-KYY-900	ARM COMP., CAM CHAIN TENSIONER	1	1	1		
4	14502-KYY-901	ROLLER, CAM CHAIN TENSIONER ..	1	-	1	-----	2DK,2KE,2LA,2NR,3KE,4NR,KE,LA
	14502-KYY-900	1	-	-	-----	DK
	14502-KYY-901	-	1	-		
5	14531-KYY-900	COLLAR, CAM CHAIN TENSIONER ..	1	1	1		
6	14532-KWS-900	COLLAR, CAM CHAIN ROLLER	1	1	1		
7	14541-GB4-681	SPRING, CAM CHAIN TENSIONER ..	1	1	1		
8	14550-KYY-900	ROD COMP., TENSIONER PUSH	1	1	1		
9	14566-086-030	HEAD, CAM CHAIN TENSIONER PUSH	1	1	1		
		ROD	1	1	1		
10	14610-KYY-901	ROLLER COMP., CAM CHAIN GUIDE ..	1	-	1	-----	2DK,2KE,2LA,2NR,3KE,4NR,KE,LA
	14610-KWB-600	1	-	-	-----	DK
	14610-KYY-901	-	1	-		
11	14615-KFL-850	PIN, GUIDE ROLLER	1	1	1		
12	14670-KYY-901	ROLLER COMP., CAM CHAIN GUIDE ..	1	-	1	-----	2DK,2KE,2LA,2NR,3KE,4NR,KE,LA
	14670-KYY-900	1	-	-	-----	DK
	14670-KYY-901	-	1	-		
13	90081-035-000	BOLT, SEALING, 14MM	1	1	1		
14	90082-KYY-900	BOLT-WASHER, 8X22	1	1	1		
15	90401-KYY-900	WASHER, PLAIN, 6.5X15	1	1	1		
16	90404-KYY-900	WASHER, 6.5X26X2.3	1	1	1		
17	90463-KRM-840	WASHER, SEALING, 6.2X12X1.2 ..	1	1	1		
18	90475-KWB-600	WASHER, 8MM	1	1	1		
19	90544-KFO-000	WASHER, SEALING, 14MM	1	1	1		



E-4

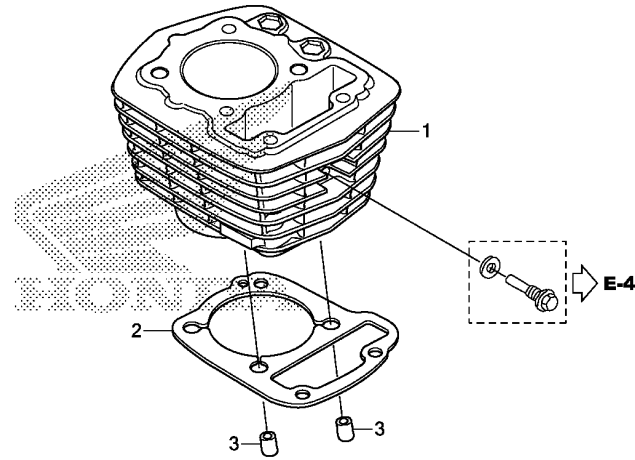
CAM CHAIN/TENSIONER



Ref. No.	Part No.	Description	Reqd. QTY			Serial No.	Parts catalogue code
			E	J	K		
20	95701-06025-00	BOLT, FLANGE, 6X25	2	2	2		
21	96001-06014-00	BOLT, FLANGE, 6X14	1	1	1		

E-5

CYLINDER



K083E0500

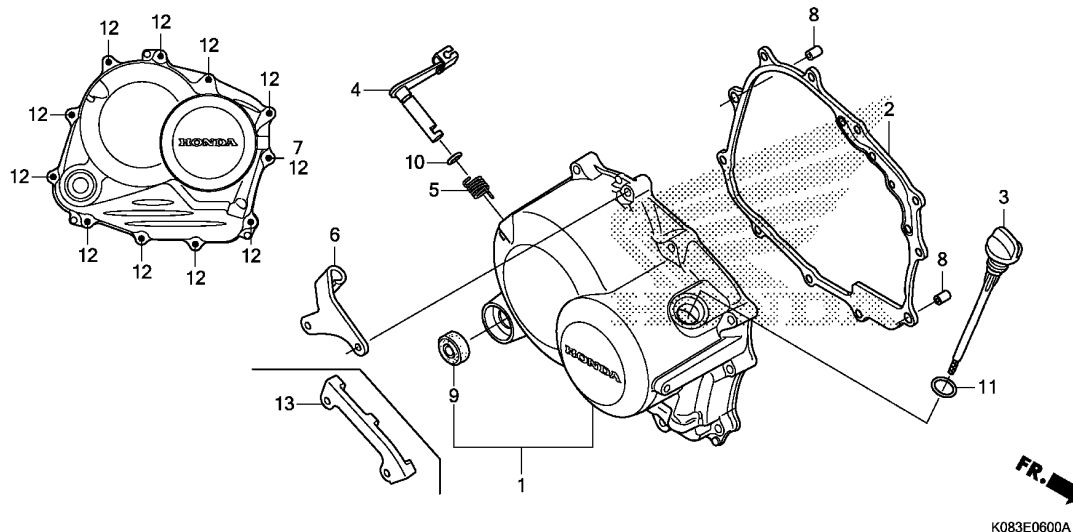
Ref. No.	L.O.N.	(Relative ref. Number) Description	F.R.T.
1	1111A5	CYLINDER	1.4
2	111102	GASKET, CYLINDER	1.3

Ref. No.	Part No.	Description	Reqd. QTY			Serial No.	Parts catalogue code
			E	J	K		
1	12100-K08-900	CYLINDER COMP.	1	-	-		
	12100-K08-A40	-	1	1		
2	12191-KYY-900	GASKET, CYLINDER	1	1	1		
3	90701-KVR-C00	DOWEL PIN, SPECIAL, 8X14	2	2	2		



E-6

RIGHT CRANKCASE COVER

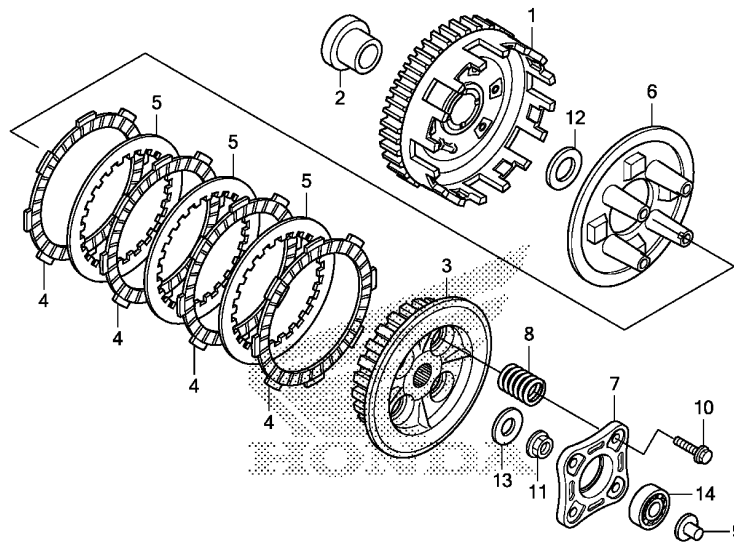


Ref. No.	L.O.N.	(Relative ref. Number) Description	F.R.T.
1	110159	COVER, CRANKCASE :RIGHT	0.4
2	110158	GASKET, CRANKCASE COVER :RIGHT (5)	0.3
4	2121A7	LEVER, CLUTCH	0.4
9	112105	OIL SEAL, KICK STARTER SPINDLE	0.3

Ref. No.	Part No.	Description	Reqd. QTY			Serial No.	Parts catalogue code
			E	J	K		
1	11330-KYY-900	COVER COMP., R. CRANKCASE ...	1	-	-		
	11330-K52-N70	-	1	1		
2	11394-KWS-901	GASKET, R. CRANKCASE COVER ..	1	1	1		
3	15651-KWS-900	GAUGE, OIL LEVEL	1	1	1		
4	22810-KYY-900	LEVER COMP., CLUTCH	1	1	1		
5	22815-166-000	SPRING, CLUTCH LEVER	1	1	1		
6	22821-KYY-900	RECEIVER, CLUTCH CABLE	1	1	1		
7	90463-KRM-840	WASHER, SEALING, 6.2X12X1.2 ..	1	1	1		
8	90702-KRM-840	DOWEL PIN, 8X14	2	2	2		
9	91204-KSP-911	OIL SEAL, 16X28X7	1	1	1		
	91205-KYY-901	1	1	1		
10	91303-KYY-900	O-RING, 8.8X1.9	1	1	1		
11	91307-035-000	O-RING, 18X3	1	1	1		
12	96001-06035-00	BOLT, FLANGE, 6X35	11	11	11		
13	31124-KYY-900	CLAMPER, STARTER CABLE	-	-	1	-----	2DK,2KE,2LA,2NR

E-8

CLUTCH



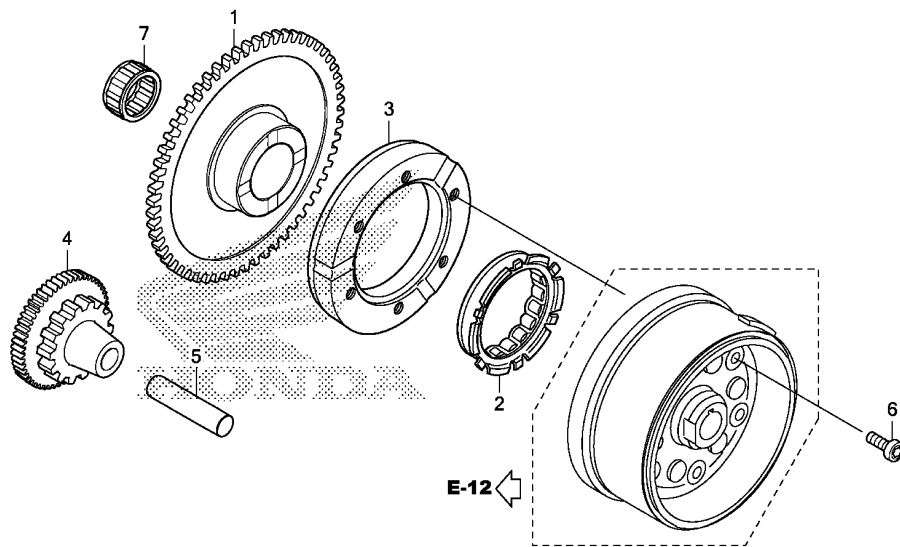
K083E0800

Ref. No.	L.O.N.	(Relative ref. Number) Description	F.R.T.
1	2121A0	OUTER, CLUTCH	0.7
3	212112	CENTER, CLUTCH	0.7
4	2121A1	(5) DISC, CLUTCH FRICTION	0.7
.NOTE: Same time for two units or more			
6	2121A3	PLATE, CLUTCH PRESSURE	0.7
7	2121A4	PLATE, CLUTCH LIFTER	0.4
8	212107	SPRING, CLUTCH	0.4
.NOTE: Same time for two units or more			
9	2121B6	ROD, CLUTCH LIFTER	0.3
14	2121B4	BEARING, CLUTCH LIFTER	0.4

Ref. No.	Part No.	Description	Reqd. QTY			Serial No.	Parts catalogue code
			E	J	K		
1	22100-K08-901	OUTER COMP., CLUTCH	1	1	1		
2	22115-KWS-900	GUIDE, CLUTCH OUTER	1	1	1		
3	22120-K08-901	CENTER, CLUTCH	1	1	1		
4	22201-K09-C01	DISK, CLUTCH FRICTION	4	4	4		
5	22311-K09-C01	PLATE, CLUTCH	3	3	3		
6	22355-K08-901	PLATE, CLUTCH PRESSURE	1	1	1		
7	22361-K09-C01	PLATE, CLUTCH LIFTER	1	1	1		
8	22401-K08-901	SPRING, CLUTCH	4	4	4		
9	22847-KCC-900	ROD, CLUTCH LIFTER	1	1	1		
10	90050-K09-C01	BOLT, SPECIAL FLANGE, 6X25 ..	4	4	4		
11	90202-KRM-840	NUT, SPECIAL FLANGE, 14MM ...	1	1	1		
12	90403-K09-C01	WASHER, THRUST, 17MM	1	1	1		
13	90432-KPT-A00	WASHER, 14.2X26X3	1	1	1		
14	96100-62000-00	BEARING, RADIAL BALL, 6200 ..	1	1	1		

E-9

STARTING CLUTCH

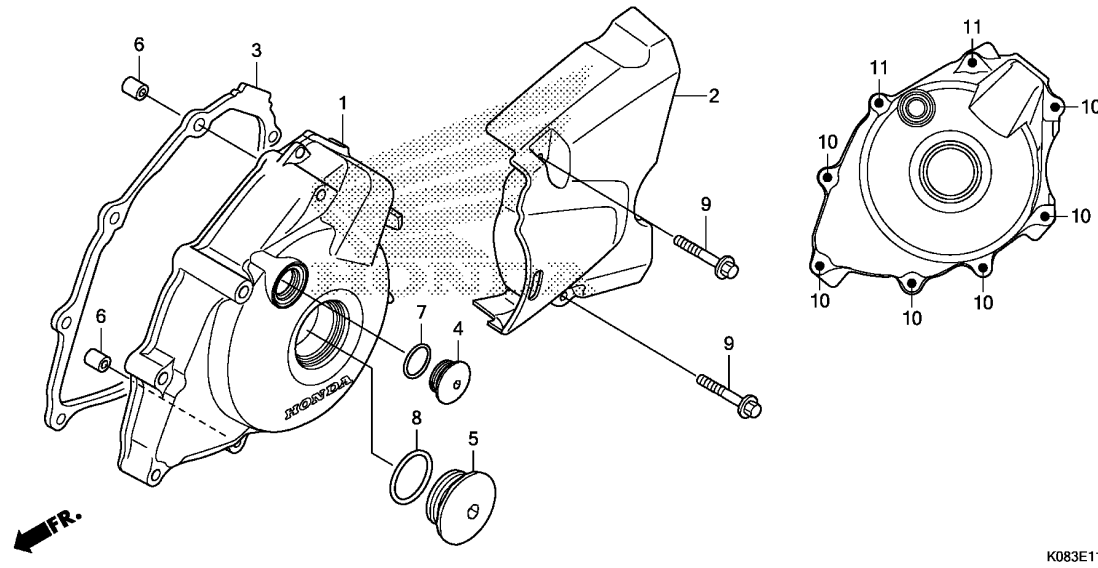


Ref. No.	L.O.N.	(Relative ref. Number) Description	F.R.T.
1		(7)	
612120		GEAR, STARTER DRIVEN	0.4
3		(2)	
612131		OUTER, STARTING CLUTCH	0.5
4		612125 GEAR, STARTER REDUCTION	0.4

Ref. No.	Part No.	Description	Reqd. QTY			Serial No.	Parts catalogue code
			E	J	K		
1	28111-KYY-901	GEAR, STARTER DRIVEN(58T) ...	-	-	1	-----	2DK,2KE,2LA,2NR
2	28120-K09-C01	CLUTCH, ONE WAY	-	-	1	-----	2DK,2KE,2LA,2NR
3	28128-K79-E00	OUTER, STARTING CLUTCH	-	-	1	-----	2DK,2KE,2LA,2NR
4	28131-KYY-900	GEAR, STARTER REDUCTION (13T/43T)	-	-	1	-----	2DK,2KE,2LA,2NR
5	28132-KWS-900	SHAFT, REDUCTION GEAR	-	-	1	-----	2DK,2KE,2LA,2NR
6	90085-KTC-920	BOLT, SOCKET, 6X14	-	-	6	-----	2DK,2KE,2LA,2NR
7	91011-K03-C21	BEARING, NEEDLE, 21X27X18 ...	-	-	1	-----	2DK,2KE,2LA,2NR
	91011-KYY-901	BEARING, NEEDLE, 21X27X18(NRB)	-	-	1	-----	2DK,2KE,2LA,2NR

E-11

LEFT CRANKCASE COVER



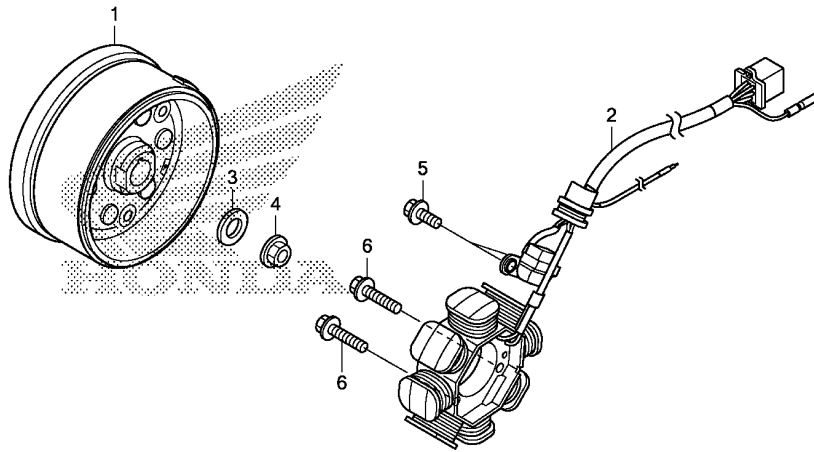
Ref. No.	L.O.N.	(Relative ref. Number) Description	F.R.T.
1	1101A6	COVER, CRANKCASE :LEFT	0.4
2	1101B0	COVER, CRANKCASE :LEFT REAR ..	0.1
3	1101A3	GASKET, CRANKCASE COVER :LEFT	0.3

Ref. No.	Part No.	Description	Reqd. QTY			Serial No.	Parts catalogue code
			E	J	K		
1	11341-KYY-900	COVER, L. CRANKCASE	1	-	-		
	11341-K52-N70	-	1	1		
2	11360-K08-900	COVER COMP., L. RR.	1	-	-		
	11360-K08-A40	-	1	1	----- 2DK,2NR,4NR,DK	
	11360-K08-K20	-	1	1	----- 2KE,2LA,3KE,LA	
3	11395-KWS-900	GASKET, L. CRANKCASE COVER ..	1	1	1		
4	90084-KTT-900	CAP, 14MM	1	1	1		
5	90087-KRM-840	CAP, 32MM	1	1	1		
6	90702-KRM-840	DOWEL PIN, 8X14	2	2	2		
7	91303-KRM-840	O-RING, 13.8X2.5	1	1	1		
8	91305-KYY-900	O-RING, 31.7X2.4	1	1	1		
9	96001-06030-00	BOLT, FLANGE, 6X30	2	2	2		
10	96001-06035-00	BOLT, FLANGE, 6X35	6	6	6		
11	96001-06060-00	BOLT, FLANGE, 6X60	2	2	2		



E-12

GENERATOR



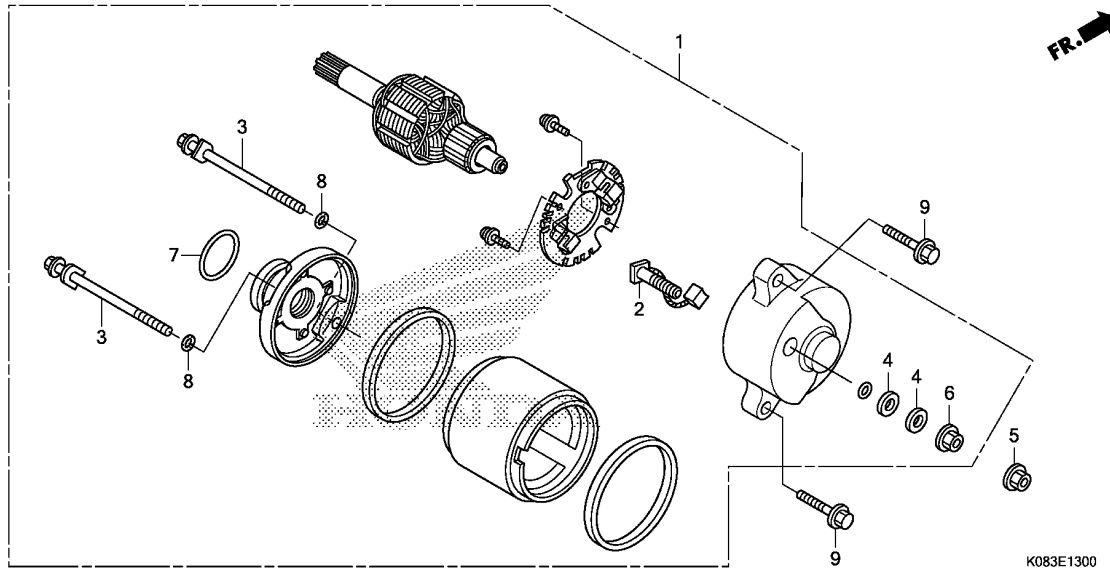
Ref. No.	L.O.N.	(Relative ref. Number) Description	F.R.T.
1	613105	ROTOR OR FLYWHEEL	0.4
	613105A	.With starting motor type add	0.1
2	6131A3	STATOR	0.6

Ref. No.	Part No.	Description	Reqd. QTY			Serial No.	Parts catalogue code
			E	J	K		
1	31110-K08-901	FLYWHEEL COMP.	1	-	-		
	31110-K08-A41	-	1	1	-----	3KE,4NR,DK,LA
	31110-K08-N21	-	-	1	-----	2DK,2KE,2LA,2NR
2	31120-K08-901	STATOR COMP.	1	-	1	-----	2DK,2KE,2LA,2NR,DK,KE
	31120-K08-A41	-	1	1	-----	3KE,4NR,DK,LA
3	90439-GFM-970	WASHER, 12X24X2.3	1	1	1		
4	94050-12000	NUT, FLANGE, 12MM	1	1	1		
5	96001-06016-00	BOLT, FLANGE, 6X16	2	2	2		
6	96001-06020-00	BOLT, FLANGE, 6X20	3	3	3		

2

E-13

STARTING MOTOR



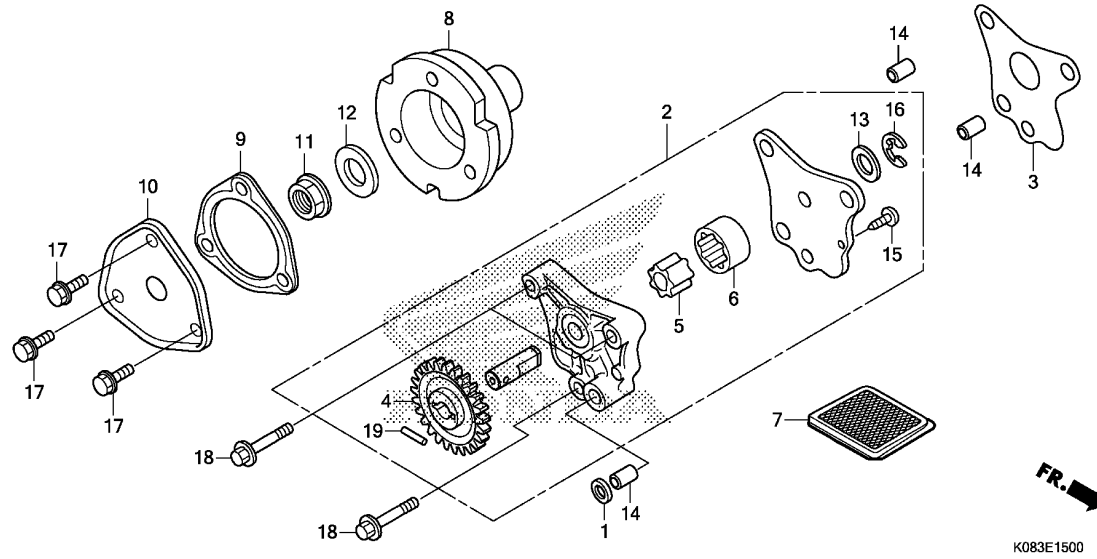
Ref. No.	L.O.N.	(Relative ref. Number) Description	F.R.T.
1		(7) MOTOR, STARTING	0.4
2		6121A4 TERMINAL, BRUSH(STARTER)	0.6

Ref. No.	Part No.	Description	Reqd. QTY			Serial No.	Parts catalogue code
			E	J	K		
1	31200-KYY-931	MOTOR ASSY., STARTER	-	-	1	-----	2DK,2KE,2LA,2NR
2	31201-KYY-931	BRUSH SET, TERMINAL	-	-	1	-----	2DK,2KE,2LA,2NR
3	31205-KYY-931	BOLT, SETTING	-	-	2	-----	2DK,2KE,2LA,2NR
4	31209-KYY-931	COLLAR	-	-	2	-----	2DK,2KE,2LA,2NR
5	90071-K28-910	NUT-WASHER, 6MM	-	-	1	-----	2DK,2KE,2LA,2NR
6	90071-KYY-931	NUT-WASHER, 6MM	-	-	1	-----	2DK,2KE,2LA,2NR
7	91309-KYY-931	O-RING, 24.4X3.1	-	-	1	-----	2DK,2KE,2LA,2NR
8	91320-KYY-931	O-RING	-	-	2	-----	2DK,2KE,2LA,2NR
9	95701-06022-00	BOLT, FLANGE, 6X22	-	-	2	-----	2DK,2KE,2LA,2NR



E-15

OIL PUMP



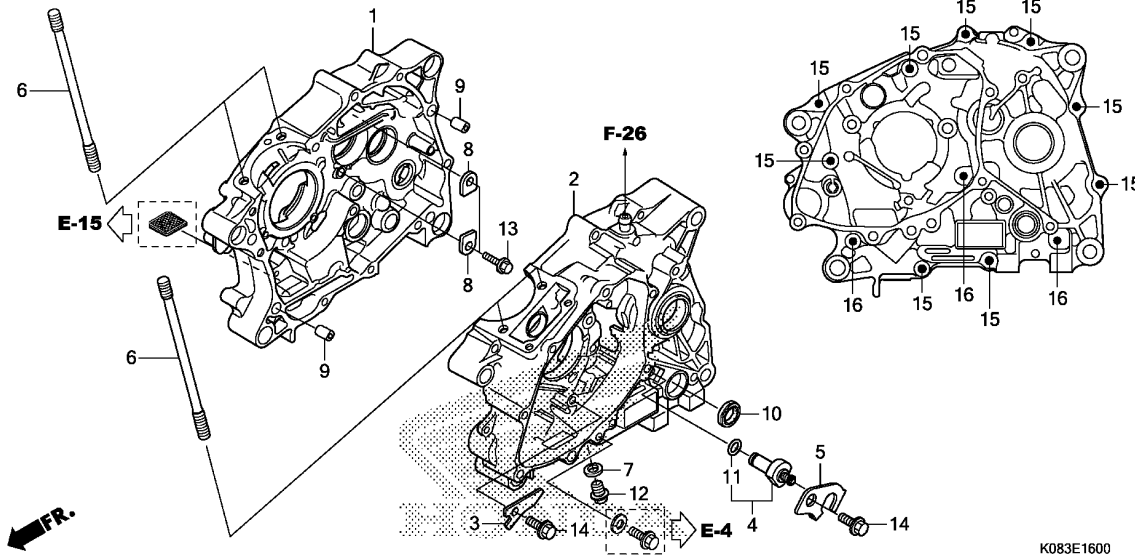
K083E1500

Ref. No.	L.O.N.	(Relative ref. Number) Description	F.R.T.
2		(3)	
113105		PUMP ASSY., OIL	0.4
5		(6)	
1131C7		ROTOR, OIL PUMP	0.5
7		1131B5 SCREEN, OIL FILTER	0.3
8		1101L0 ROTOR, OIL FILTER	0.5
10		(9)	
1101L1		CAP, OIL FILTER ROTOR	0.4

Ref. No.	Part No.	Description	Reqd. QTY			Serial No.	Parts catalogue code
			E	J	K		
1	12396-KRM-840	GASKET B, HEAD COVER	1	1	1		
2	15100-K08-900	OIL PUMP ASSY.	1	-	-		
	15100-K08-A40	-	1	1		
3	15119-KWS-901	GASKET, OIL PUMP	1	1	1		
4	15133-K08-900	GEAR, OIL PUMP DRIVEN(25T) ..	1	-	-		
	15133-K08-A40	-	1	1		
5	15331-KYY-900	ROTOR, OIL PUMP INNER	1	1	1		
6	15332-KYY-900	ROTOR, OIL PUMP OUTER	1	1	1		
7	15421-KSP-910	SCREEN, OIL FILTER	1	1	1		
8	15431-K08-900	ROTOR, OIL FILTER	1	1	1		
9	15439-KWS-901	GASKET, OIL FILTER COVER	1	1	1		
10	15441-KWS-900	COVER, OIL FILTER	1	1	1		
11	90202-KRM-840	NUT, SPECIAL FLANGE, 14MM ...	1	1	1		
12	90432-KPT-A00	WASHER, 14.2X26X3	1	1	1		
13	90455-KWS-900	WASHER, 9.2MM	1	1	1		
14	90702-KRM-840	DOWEL PIN, 8X14	3	3	3		
15	93901-34120	SCREW, TAPPING, 4X8	1	1	1		
16	94540-06018	E-RING, 6MM	1	1	1		
17	95701-06014-00	BOLT, FLANGE, 6X14	3	3	3		
18	96001-06035-00	BOLT, FLANGE, 6X35	3	3	3		
19	96220-30158	ROLLER, 3X15.8	1	1	1		

E-16

CRANKCASE



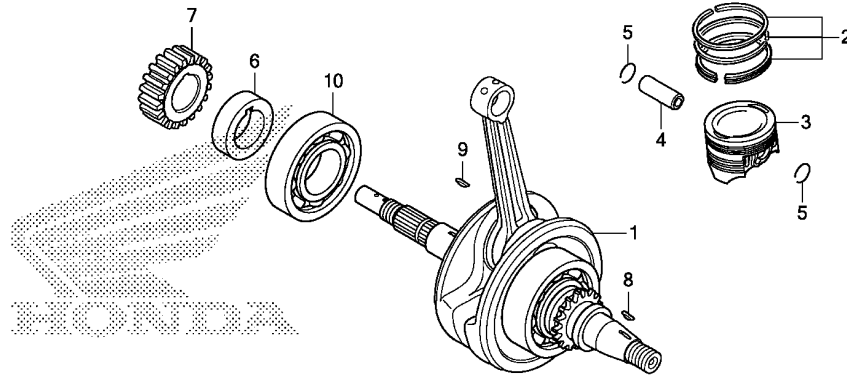
Ref. No.	L.O.N.	(Relative ref. Number) Description	F.R.T.
1	110120	CRANKCASE :RIGHTINCLUDES: Engine removal and installation	4.2
2	110115	CRANKCASE :LEFTINCLUDES: Engine removal and installation	3.9
	1101A2	CRANKCASE :BOTHINCLUDES: Engine removal and installation	4.8
4	6151B8	(11) SWITCH, NEUTRAL	0.3
10	1101F9	OIL SEAL, GEARSHIFT SPINDLE ..	0.8

Ref. No.	Part No.	Description	Reqd. QTY			Serial No.	Parts catalogue code
			CG110SH	E	J K		
1	11100-K08-900	CRANKCASE COMP., R.	1	-	-		
	11100-K52-N30	-	1	1	----- 3KE,4NR,DK,LA	
	11100-KYY-B30	-	-	1	----- 2DK,2KE,2LA,2NR	
2	11200-KYY-920	CRANKCASE COMP., L.	1	-	-		
	11200-K52-N30	-	1	1	----- 3KE,4NR,DK,LA	
	11200-KYY-A00	-	-	1	----- 2DK,2KE,2LA,2NR	
3	11218-KWS-900	PLATE, OIL STOPPER	1	1	1		
4	35750-KYY-901	CONTACT, NEUTRAL SWITCH	1	1	1		
5	35755-KYY-900	PLATE, CONTACT FIXING	1	1	1		
6	90031-KZA-W00	BOLT, CYLINDER STUD	4	4	4		
7	90407-259-000	PACKING, DRAIN COCK, 12.5X20	1	1	1		
8	90441-KRM-840	PLATE, BEARING HOLDER	2	2	2		
9	90703-KWS-900	DOWEL PIN, 10X14	2	2	2		
10	91203-KYY-901	OIL SEAL, 14X22X5 (QINGDAO MAOLIN)	1	1	1		
11	91312-107-000	O-RING, 7X1.7	1	1	1		
12	92800-12000	BOLT, DRAIN PLUG, 12MM	1	1	1		
13	95701-06016-00	BOLT, FLANGE, 6X16	2	2	2		
14	96001-06014-00	BOLT, FLANGE, 6X14	2	2	2		
15	96001-06040-00	BOLT, FLANGE, 6X40	9	9	9		
16	96001-06060-00	BOLT, FLANGE, 6X60	3	3	3		



E-17

CRANKSHAFT/PISTON



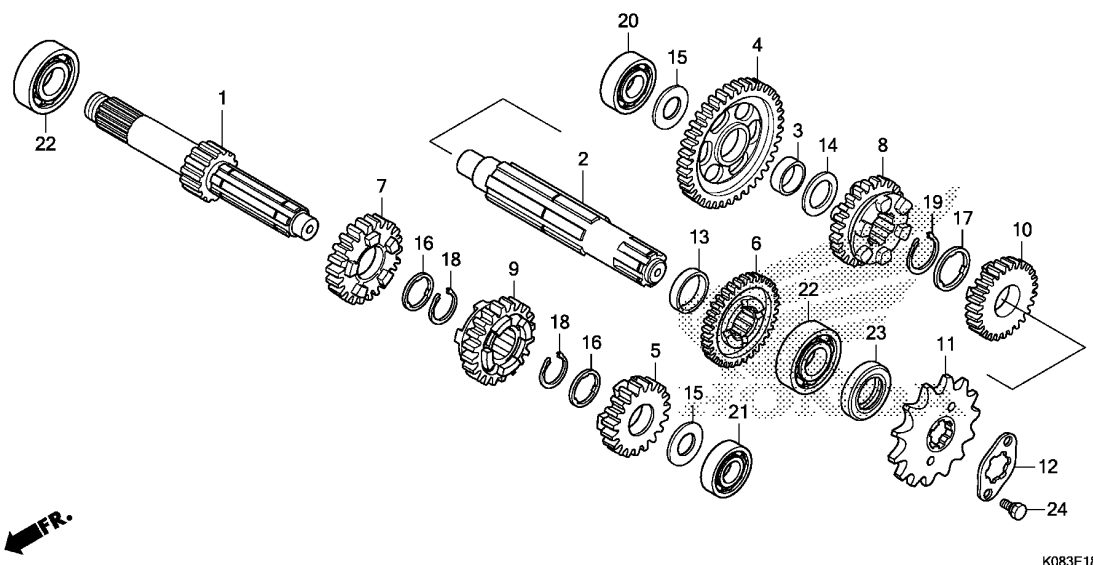
K083E1700

Ref. No.	L.O.N.	(Relative ref. Number) Description	F.R.T.
1	1101B5	CRANKSHAFTINCLUDES: Engine removal and installation (2,4,5)	3.4
3	111103	PISTON RING AND/OR PISTON(ONE)	1.5
10	1101B7	BEARING, CRANKSHAFT :RIGHTINCLUDES: Engine removal and installation	3.4

Ref. No.	Part No.	Description	Reqd. QTY			Serial No.	Parts catalogue code
			CG110SH	E	J		
1	13000-K08-900	CRANKSHAFT COMP.	1	-	-		
	13000-K08-A40	-	1	1		
2	13011-K08-900	RING SET, PISTON(STD.) (RIKEN)	1	1	1		
	13021-K08-900	RING SET, PISTON(O.S.) (0.25) (RIKEN)	(1)	(1)	(1)		
	13031-K08-900	RING SET, PISTON(O.S.) (0.50) (RIKEN)	(1)	(1)	(1)		
	13011-K08-N20	RING SET, PISTON(STD.)	-	-	1	-----	2DK,2KE,2LA,2NR,3KE,LA
	13021-K08-N20	RING SET, PISTON(O.S.) (0.25)	-	-	(1)	-----	2DK,2KE,2LA,2NR,3KE,LA
	13031-K08-N20	RING SET, PISTON(O.S.) (0.50)	-	-	(1)	-----	2DK,2KE,2LA,2NR,3KE,LA
3	13101-K08-900	PISTON	1	1	1		
	13102-K08-900	PISTON(O.S.) (0.25)	(1)	(1)	(1)		
	13103-K08-900	PISTON(O.S.) (0.50)	(1)	(1)	(1)		
4	13111-KWS-900	PIN, PISTON	1	1	1		
5	13115-KWS-900	CLIP, PISTON PIN, 12MM	2	2	2		
6	13412-KWS-900	COLLAR, PRIMARY DRIVE GEAR ..	1	1	1		
7	23121-K08-900	GEAR, PRIMARY DRIVE(18T)	1	1	1		
8	90741-003-010	KEY, WOODRUFF, 4MM	1	1	1		
9	90741-KGH-900	KEY, WOODRUFF, 4MM	1	1	1		
10	91001-KYY-901	BEARING, RADIAL BALL, 63/22 ..	1	-	-		
	91001-K08-A41	-	1	1		

E-18

TRANSMISSION



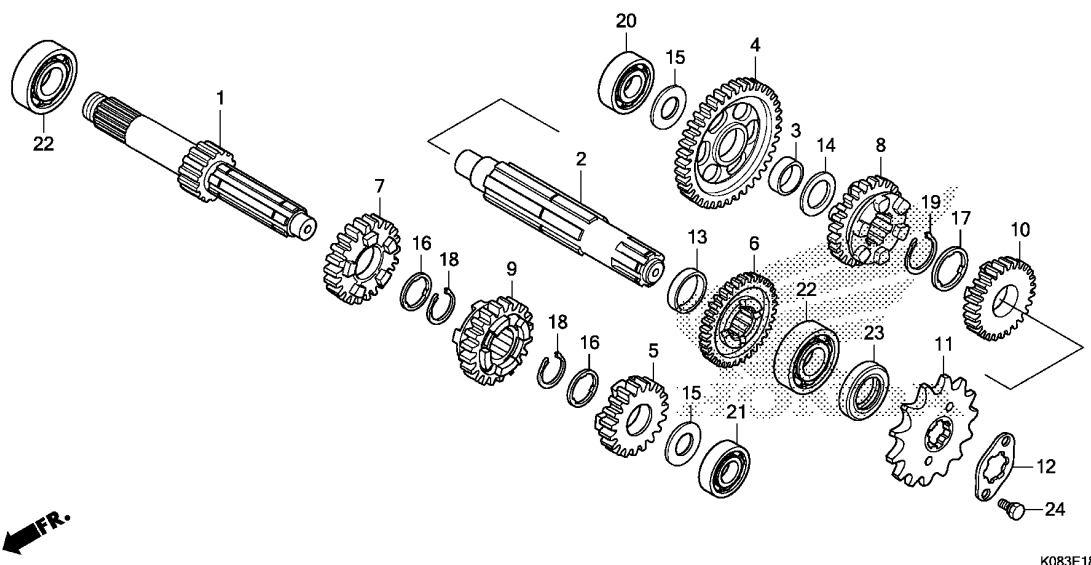
Ref. No.	L.O.N.	(Relative ref. Number) Description	F.R.T.
1		(5,7,9) MAINSHAFT, TRANSMISSION	3.5
		.INCLUDES: Engine removal and installation	
2		210141A .Replace countershaft add	0.2
2		(4,6,8,10) COUNTERSHAFT, TRANSMISSION ...	3.5
		.INCLUDES: Engine removal and installation	
		210142A .Replace mainshaft add	0.2
11		213135 SPROCKET, DRIVE	0.2
20		2101C8 BEARING, COUNTERSHAFT :RIGHT .	3.5
		.INCLUDES: Engine removal and installation	
21		2101C2 BEARING, MAINSHAFT :LEFT	3.5
		.INCLUDES: Engine removal and installation	
22		2101C5 BEARING, MAINSHAFT :RIGHT	3.5
		.INCLUDES: Engine removal and installation	
		2101C6 BEARING, MAINSHAFT :BOTH	3.7
		.INCLUDES: Engine removal and installation	
+		2101C7 BEARING, COUNTERSHAFT :LEFT ..	3.5

Ref. No.	Part No.	Description	Reqd. QTY			Serial No.	Parts catalogue code
			CG110SH	E	J K		
1	23211-KYY-900	MAINSHAFT(11T)	1	-	-		
	23211-K08-A50	-	1	1		
2	23221-KYY-900	COUNTERSHAFT	1	-	-		
	23221-K08-A50	-	1	1		
3	23415-KPH-900	BUSH, 15MM	1	1	1		
4	23421-KYY-900	GEAR, COUNTERSHAFT FIRST(35T)	1	-	-		
	23421-K08-A50	-	1	1		
5	23431-KYY-900	GEAR, MAINSHAFT SECOND(17T) .	1	-	-		
	23431-K08-A50	-	1	1		
6	23441-KYY-900	GEAR, COUNTERSHAFT SECOND(29T)	1	-	-		
	23441-K08-A50	-	1	1		
7	23451-KYY-901	GEAR, MAINSHAFT THIRD(21T) ..	1	-	-		
	23451-K08-A50	-	1	1		
8	23461-KYY-901	GEAR, COUNTERSHAFT THIRD(26T)	1	-	-		
	23461-K08-A50	-	1	1		
9	23471-KYY-901	GEAR, MAINSHAFT FOURTH(24T) .	1	-	-		
	23471-K08-A50	-	1	1		
10	23481-KYY-901	GEAR, COUNTERSHAFT FOURTH(22T)	1	-	-		
	23481-K08-A50	-	1	1		
11	23801-GF6-000	SPROCKET, DRIVE(14T)	1	1	1		
12	23802-GN5-910	PLATE, FIXING	1	1	1		
13	23911-KWS-900	COLLAR, 20MM	1	1	1		
14	90412-187-000	WASHER, THRUST, 15MM	1	1	1		
15	90412-KPH-900	WASHER, SPECIAL, 12X23	2	2	2		
16	90461-035-000	WASHER, SPLINE, 17MM	2	2	2		
17	90461-459-010	WASHER, SPLINE, 20MM	1	1	1		



E-18

TRANSMISSION



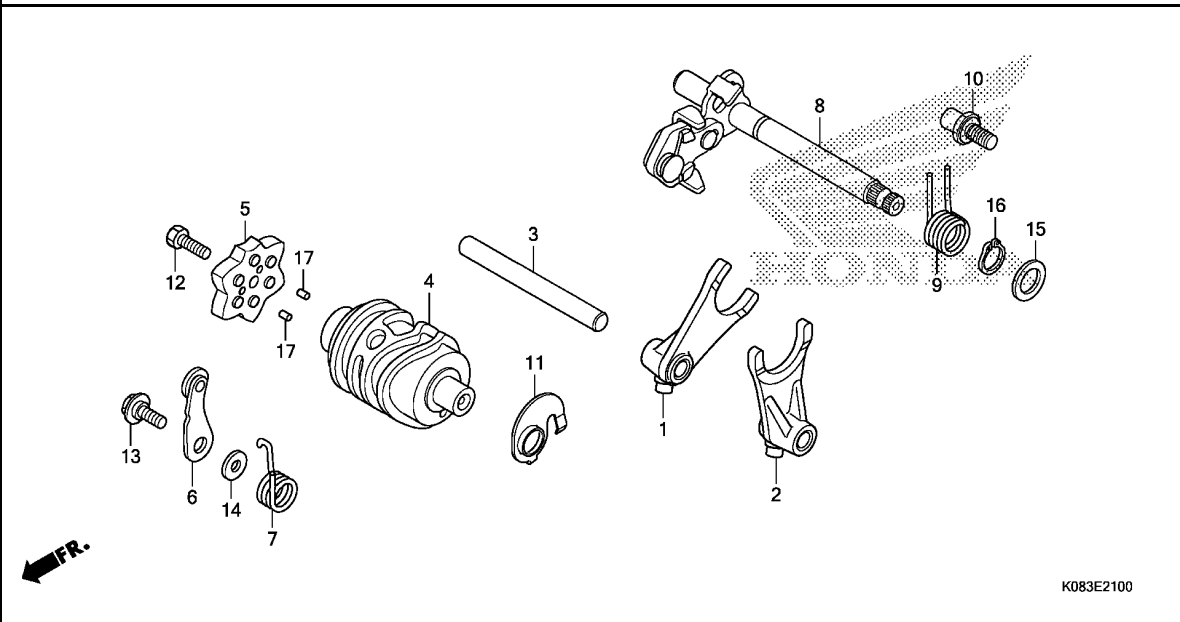
Ref. No.	L.O.N.	(Relative ref. Number) Description	F.R.T.
+22		.INCLUDES: Engine removal and installation	
2101C9		BEARING, COUNTERSHAFT :BOTH ..	3.7
2101D4		BEARING, MAINSHAFT AND COUNTERSHAFT :ALL	3.9
		.INCLUDES: Engine removal and installation	

K083E1800

Ref. No.	Part No.	Description	Reqd. QTY			Serial No.	Parts catalogue code
			E	J	K		
18	90601-KYY-900	CIRCLIP, 17MM	2	2	2		
19	90602-KYY-900	CIRCLIP, 20MM	1	1	1		
20	91004-KYY-931	BEARING, RADIAL BALL, 6201 ..	1	-	-		
	91004-K08-A41	-	1	1		
21	91005-KYY-931	BEARING, RADIAL BALL, 6001 ..	1	-	-		
	91005-K08-A41	-	1	1		
22	91006-KYY-931	BEARING, RADIAL BALL, 6203 ..	2	-	-		
	91006-K08-A41	-	2	2		
23	91204-KYY-901	OIL SEAL, 17X29X5	1	1	1		
24	92101-06010-0A	BOLT, HEX., 6X10	2	2	2		

E-21

GEARSHIFT DRUM



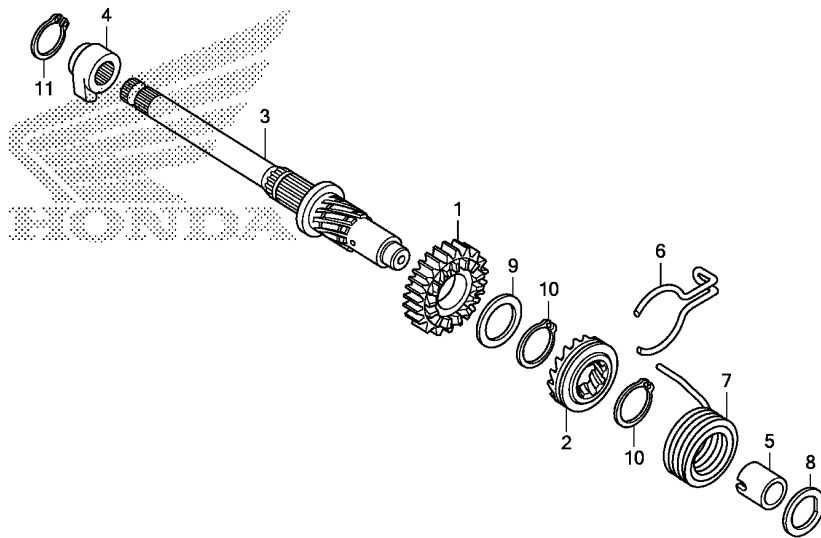
Ref. No.	L.O.N.	(Relative ref. Number) Description	F.R.T.
1	(2)	210112 FORK, GEARSHIFT	3.3
		.INCLUDES: Engine removal and installation	
		.NOTE: Same time for two units	
4	2101A9	DRUM, GEARSHIFT	3.3
		.INCLUDES: Engine removal and installation	
5	2101D6	PLATE, GEARSHIFT DRUM STOPPER (7)	0.8
6	210125	STOPPER OR SPRING, SHIFT DRUM (9)	0.8
8	210122	SPINDLE, GEARSHIFT	0.7

Ref. No.	Part No.	Description	Reqd. QTY			Serial No.	Parts catalogue code
			E	J	K		
1	24211-KWS-900	FORK, R. GEARSHIFT	1	1	1		
2	24212-KWS-900	FORK, L. GEARSHIFT	1	1	1		
3	24241-KPH-C00	SHAFT, GEARSHIFT FORK	1	1	1		
4	24301-KWS-900	DRUM, GEARSHIFT	1	-	1	-----	2KE,2LA,3KE,DK,KE,LA
	24301-KYY-B30	-	1	1	-----	2DK,2NR,4NR,DK
5	24410-KVS-900	PLATE COMP., GEARSHIFT DRUM STOPPER	1	1	1		
6	24430-KRM-B10	STOPPER COMP., GEARSHIFT DRUM	1	1	1		
7	24436-KRM-840	SPRING, SHIFT DRUM STOPPER ..	1	1	1		
8	24610-KYY-900	SPINDLE COMP., GEARSHIFT	1	-	-		
	24610-K08-A50	-	1	1		
9	24651-KSP-910	SPRING, GEARSHIFT RETURN	1	1	1		
10	24652-KRM-840	PIN, SHIFT RETURN SPRING	1	1	1		
11	35753-KWS-900	ROTOR, NEUTRAL SWITCH	1	1	1		
12	90003-KVS-900	BOLT, HEX., 6X20	1	1	1		
13	90022-KRM-840	PIVOT, SHIFT DRUM STOPPER ARM	1	1	1		
14	90417-KRM-840	WASHER, DRUM STOPPER	1	1	1		
15	90457-KRM-840	WASHER, 14MM	1	1	1		
16	94510-14000	CIRCLIP, EXTERNAL, 14MM	1	1	1		
17	96220-30085	ROLLER, 3X8.5	2	2	2		



E-22

KICK STARTER SPINDLE

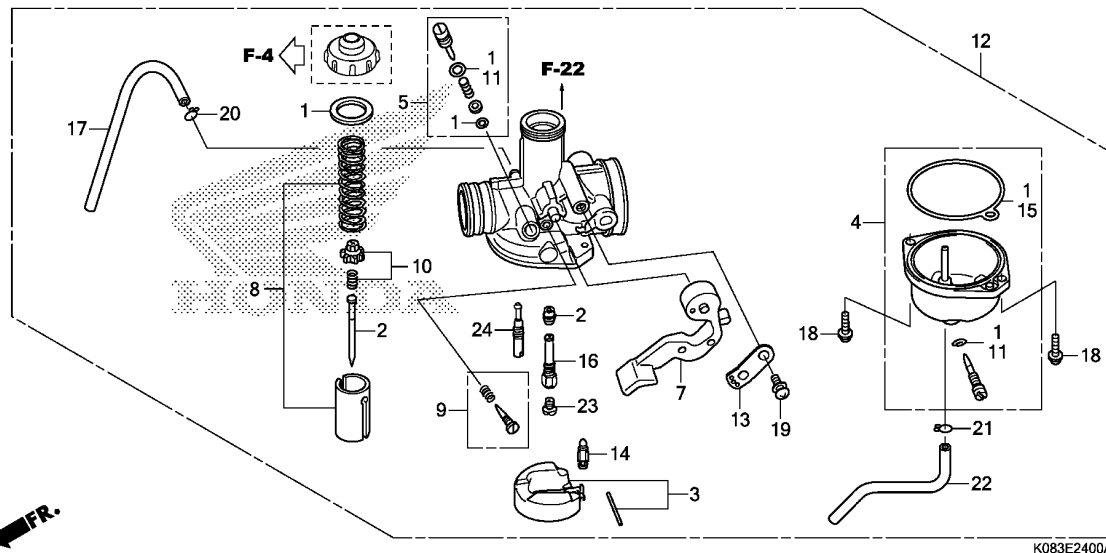


Ref. No.	L.O.N.	(Relative ref. Number) Description	F.R.T.
1		(2)	
1121A0		PINION, KICK STARTERINCLUDES: Engine removal and installation	3.3
1121A2		SPINDLE, KICK STARTERINCLUDES: Engine removal and installation	3.3
112103		SPRING, KICK STARTER RETURN .. .INCLUDES: Engine removal and installation	3.3

Ref. No.	Part No.	Description	Reqd. QTY			Serial No.	Parts catalogue code
			E	J	K		
1	28211-KWS-900	PINION, KICK STARTER(21T) ...	1	-	-		
	28211-K08-A40	-	1	1		
2	28221-KWS-900	RATCHET, STARTER DRIVE	1	-	-		
	28221-K08-A40	-	1	1		
3	28251-KWS-900	SPINDLE, KICK STARTER	1	-	-		
	28251-K08-A40	-	1	1		
4	28262-KWS-900	RETAINER, KICK SPINDLE	1	1	1		
5	28265-KWB-600	COLLAR, KICK SPRING	1	1	1		
6	28271-KYY-900	SPRING, FRICTION STARTER GEAR	1	1	1		
7	28281-KWB-600	SPRING, KICK RETURN	1	1	1		
8	90451-KGH-900	WASHER, SPECIAL, 14MM	1	1	1		
9	90454-KPH-900	WASHER, 25X20.2X1	1	1	1		
10	90605-KYY-900	SET RING, 20MM	2	2	2		
11	94510-18000	CIRCLIP, EXTERNAL, 18MM	1	1	1		

E-24

CARBURETOR(CG110SHE)



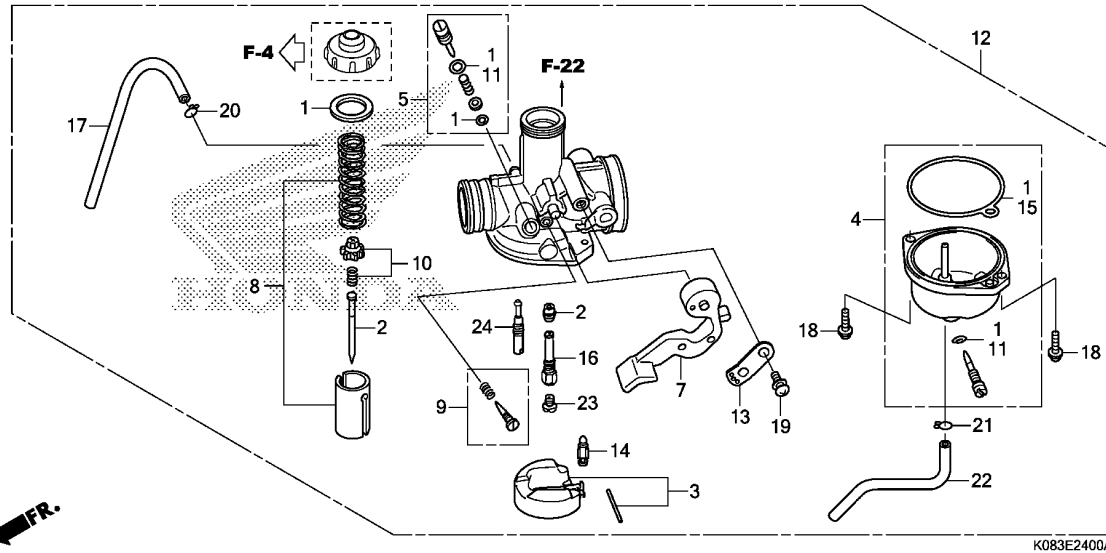
Ref. No.	L.O.N.	(Relative ref. Number) Description	F.R.T.
2	3111A3	NEEDLE, JET	0.6
3		(14)	
	311120	FLOAT OR FLOAT VALVE	0.5
4	3111A6	CHAMBER, FLOAT	0.4
8	3111A8	VALVE, THROTTLE	0.1
12	3111B5	CARBURETOR ASSEMBLY	0.4
23		(16,24)	
	3111D4	JET, MAIN	0.5

Ref. No.	Part No.	Description	Reqd. QTY		Serial No.	Parts catalogue code
			CG110SH			
			E	J	K	
1	16010-K08-901	GASKET SET	1	-	-	
2	16012-K08-901	NEEDLE SET, JET	1	-	-	DK
	16012-K08-K01		1	-	-	KE
3	16013-KPH-C01	FLOAT SET	1	-	-	
4	16015-KZA-W01	CHAMBER SET, FLOAT	1	-	-	
5	16016-KPH-651	SCREW SET	1	-	-	
7	16019-KZA-W01	LEVER COMP., CHOKE	1	-	-	
8	16022-K08-901	VALVE SET, THROTTLE	1	-	-	
9	16028-KYY-901	SCREW SET	1	-	-	
10	16037-KPH-901	PLATE SET, VALVE	1	-	-	
11	16075-GHB-640	O-RING, 1.3X4.3	2	-	-	
12	16100-K08-901	CARBURETOR ASSY.(PB 7RRA)	1	-	-	DK
	16100-K08-K02	CARBURETOR ASSY.(PB 7YBA)	1	-	-	KE
13	16119-440-004	PLATE, STAY	1	-	-	
14	16155-KRS-861	VALVE COMP., FLOAT	1	-	-	
15	16163-KWS-901	GASKET, FLOAT CHAMBER	1	-	-	
16	16165-KWS-901	HOLDER, NEEDLE JET	1	-	-	
17	16197-K08-901	TUBE	1	-	-	
18	93892-04018-08	SCREW-WASHER, 4X18	2	-	-	
19	93892-05012-18	SCREW-WASHER, 5X12	1	-	-	
20	95002-02089	CLIP, TUBE(B1 8)	1	-	-	
21	95002-02659	CLIP, TUBE(B6.5)	1	-	-	
22	95005-35410-50	TUBE, 3.5X410(95005-35001-50M)	1	-	-	
23	99101-KTT-0980	JET, MAIN, #98	1	-	-	DK
	99101-KVT-0920	JET, MAIN, #92	1	-	-	KE



E-24

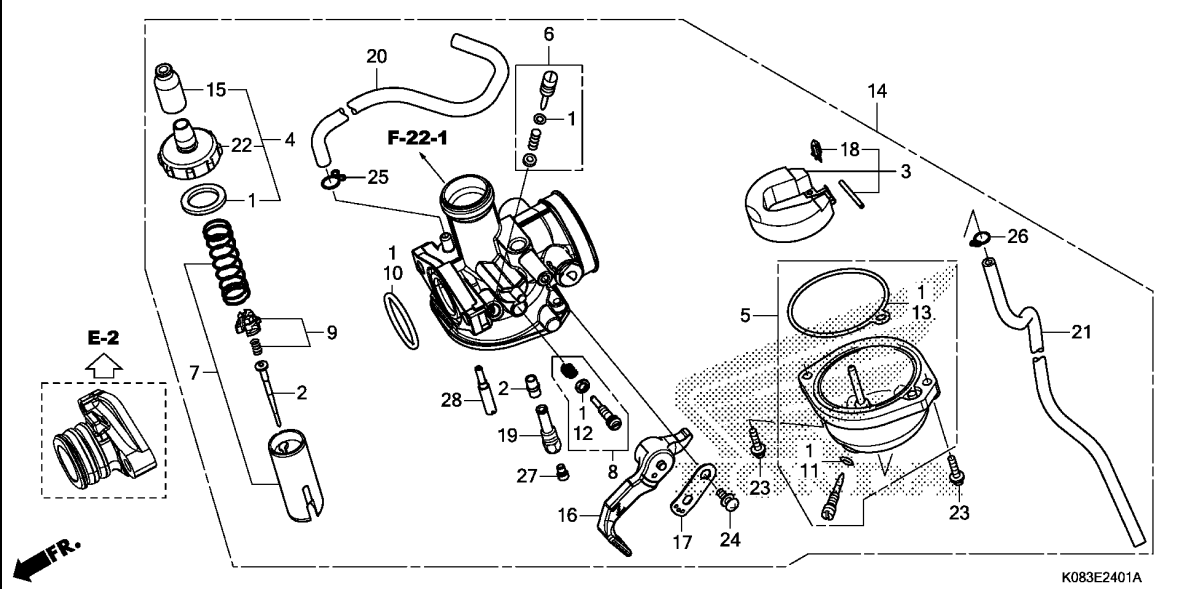
CARBURETOR(CG110SHE)



Ref. No.	Part No.	Description	Reqd. QTY			Serial No.	Parts catalogue code
			CG110SH	E	J K		
24	99103-GC7-0350	JET, SLOW, #35	1	-	-	-----	DK
	99103-KZA-0350	1	-	-	-----	KE

E-24-1

CARBURETOR(CG110SHJ/K)



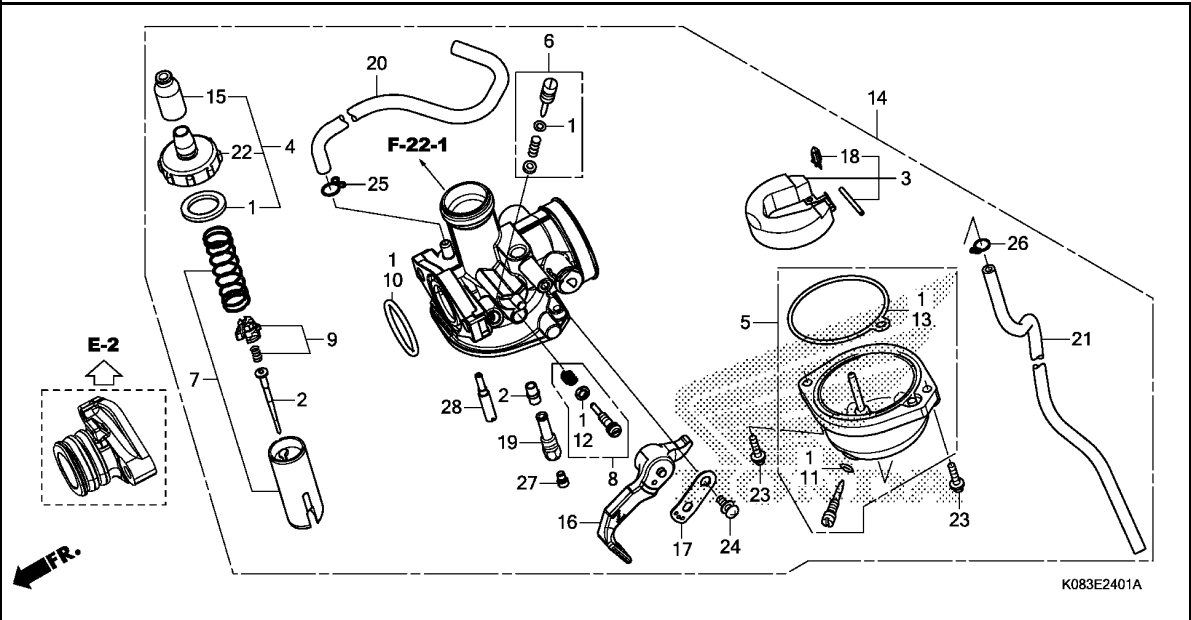
Ref. No.	L.O.N.	(Relative ref. Number) Description	F.R.T.
2	3111A3	NEEDLE, JET	0.6
3		(18)	
	311120	FLOAT OR FLOAT VALVE	0.5
4		(22)	
	3111A5	TOP SET, CARBURETOR	0.1
5	3111A6	CHAMBER, FLOAT	0.4
7	3111A8	VALVE, THROTTLE	0.1
14	3111B5	CARBURETOR ASSEMBLY	0.4
27		(19,28)	
	3111D4	JET, MAIN	0.5

Ref. No.	Part No.	Description	Reqd. QTY		Serial No.	Parts catalogue code
			CG110SH	K		
1	16011-K08-A41	GASKET SET	-	1	1	
2	16012-K08-A41	NEEDLE SET, JET	-	1	1	
3	16013-K08-A41	FLOAT SET	-	1	1	
4	16015-K08-A41	TOP SET	-	1	1	
5	16016-K08-A41	CHAMBER SET, FLOAT	-	1	1	
6	16017-K08-A41	SCREW SET	-	1	1	
7	16022-K08-A41	VALVE SET, THROTTLE	-	1	1	
8	16028-K08-A41	SCREW SET	-	1	1	
9	16037-K08-A41	PLATE SET, VALVE	-	1	1	
10	16060-K08-A41	O-RING	-	1	1	
11	16062-K08-A41	O-RING	-	1	1	
12	16063-K08-A41	X-RING	-	1	1	
13	16071-K08-A41	GASKET, FLOAT CHAMBER	-	1	1	
14	16100-K08-A41	CARBURETOR ASSY. (NPZ 20A)	-	1	1	----- 2DK,2LA,2NR,4NR,DK,LA
	16100-K08-K20	CARBURETOR ASSY. (PB 7YBA)	-	1	1	----- 2KE,3KE
15	16118-K08-A41	CAP, TOP	-	1	1	
16	16135-K08-A40	LEVER SET, CHOKE	-	1	-	
17	16136-K08-A40	PLATE, LEVER SETTING	-	1	-	
18	16155-K08-A41	VALVE COMP., FLOAT	-	1	1	
19	16165-K08-A41	HOLDER, NEEDLE JET	-	1	1	
20	16198-K08-A41	TUBE, AIR VENT	-	1	1	
21	16199-K08-A41	TUBE, DRAIN	-	1	1	
22	16590-K08-A41	TOP	-	1	1	
23	93892-04018-08	SCREW-WASHER, 4X18	-	2	2	
24	93892-05010-18	SCREW-WASHER, 5X10	-	1	1	



E-24-1

CARBURETOR(CG110SHJ/K)

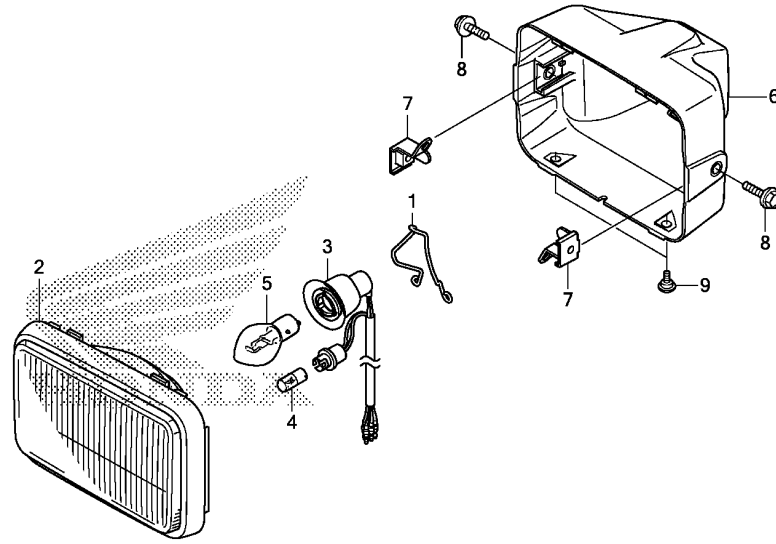


Ref. No.	Part No.	Description	Reqd. QTY			Serial No.	Parts catalogue code
			E	J	K		
25	95002-02659	CLIP, TUBE(B6.5)	-	1	1		
26	95002-02659	CLIP, TUBE(B6.5)	-	1	1		
27	99171-K08-1000	JET, MAIN, #100	-	1	1	-----	2DK,2LA,2NR,4NR,DK,LA
	99171-K08-0980	JET, MAIN, #98	-	-	1	-----	2KE,3KE
28	99173-K08-0380	JET, SLOW, #38	-	1	(1)	-----	2LA,LA

2

F-1

HEADLIGHT(CG110SHE)



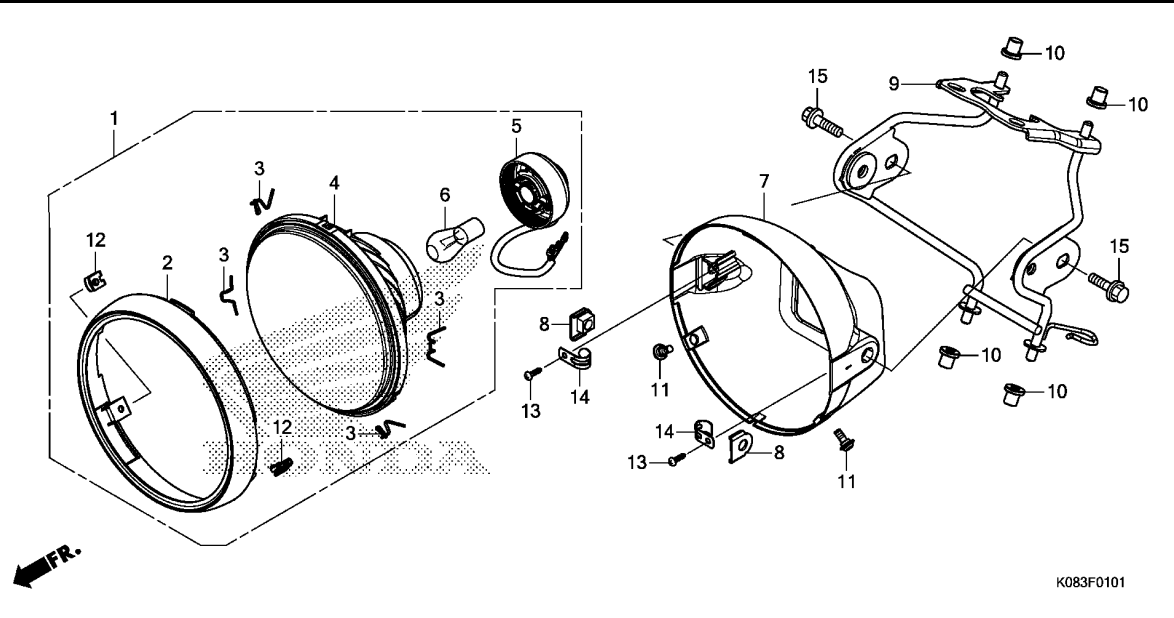
K083F0100

Ref. No.	L.O.N.	(Relative ref. Number) Description	F.R.T.
2	6161A7	HEADLIGHT UNIT	0.1
3	6161B1	SOCKET, HEADLIGHT	0.2
4	616182	BULB, POSITION LIGHT	0.1
5	616118	BULB, HEADLIGHT	0.1
6	616103	CASE, HEADLIGHT	0.3

Ref. No.	Part No.	Description	Reqd. QTY			Serial No.	Parts catalogue code
			E	J	K		
1	33107-K08-900	HOLDER, SPRING	1	-	-		
2	33120-K08-901	HEADLIGHT UNIT	1	-	-		
3	33130-K08-901	SOCKET COMP., HEADLIGHT	1	-	-		
4	33301-K08-901	BULB, POSITION LIGHT(12V 4W)	1	-	-		
5	34901-K08-901	BULB, HEADLIGHT(12V 35/35W)	1	-	-		
6	61301-K08-900	CASE, HEADLIGHT	1	-	-		
7	61303-K08-900	NUT, HEADLIGHT CASE	2	-	-		
8	90119-383-000	BOLT, FLANGE, 8X20	2	-	-		
9	91508-KC2-960	SCREW, PAN, 5X10.5	2	-	-		

F-1-1

HEADLIGHT(CG110SHJ/K)



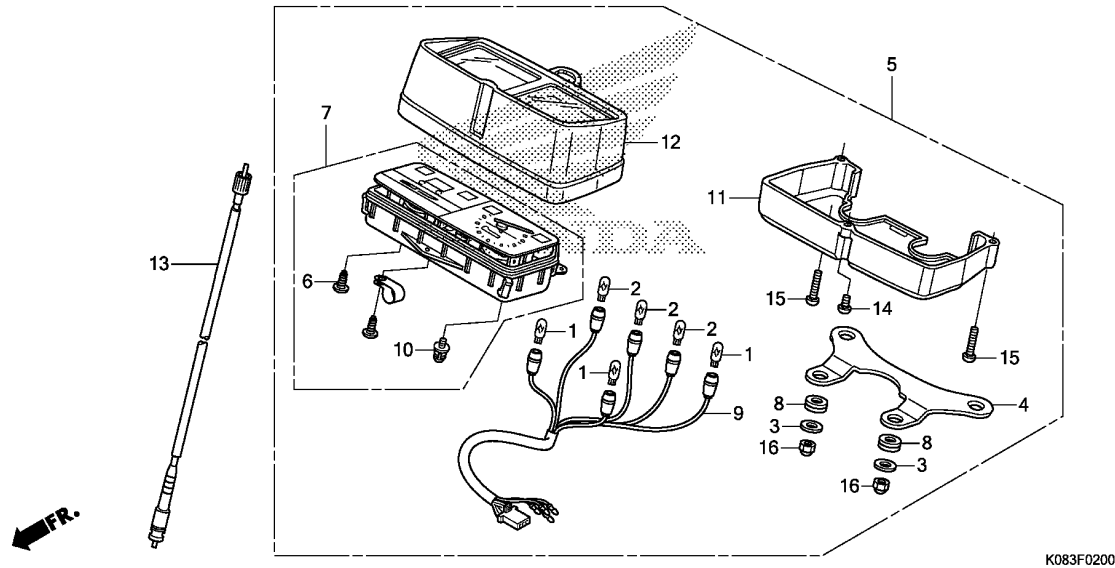
Ref. No.	L.O.N.	(Relative ref. Number) Description	F.R.T.
1	616115	HEADLIGHT ASSEMBLY	0.1
2	616112	RIM, HEADLIGHT	0.1
4	6161A7	HEADLIGHT UNIT	0.1
5	6161H7	SOCKET, HEADLIGHT(A)	0.1
6	616118	BULB, HEADLIGHT	0.1
7	6161U3	CASE, HEADLIGHT(A)	0.2
9	6161G7	STAY, HEADLIGHT	0.6

3

Ref. No.	Part No.	Description	Reqd. QTY		Serial No.	Parts catalogue code
			CG110SH	K		
1	33100-K08-A41	HEADLIGHT ASSY.(12V 35/35W) .	-	1	1	
2	33101-K08-A41	RIM, HEADLIGHT	-	1	1	
3	33106-K08-A41	SPRING	-	4	4	
4	33120-K08-A41	HEADLIGHT UNIT	-	1	1	
5	33130-K08-A41	SOCKET COMP.	-	1	1	
6	33301-K08-A41	BULB, HEADLIGHT(12V 35/35W) .	-	1	1	
7	61300-K08-A40	CASE, HEADLIGHT	-	1	1	
8	61303-K08-A40	NUT, HEADLIGHT CASE	-	2	2	
9	61311-K08-A40	STAY, HEADLIGHT	-	1	1	
10	61312-KTJ-D00	BOOT, HEADLIGHT BRACKET	-	4	4	
11	90117-KCS-650	SCREW, PAN, 5X13	-	2	2	
12	90677-K08-A41	NUT, CLIP, 5MM	-	2	2	
13	93903-24320	SCREW, TAPPING, 4X12	-	2	2	
14	94591-25000	CLIP, 2X50	-	2	2	----- DK,LA
	94591-24000	CLIP, WIRE, 2X40	-	2	2	----- 2DK,2KE,2LA,2NR,3KE,4NR
15	95701-08022-08	BOLT, FLANGE, 8X22	-	2	2	

F-2

METER(CG110SHE)

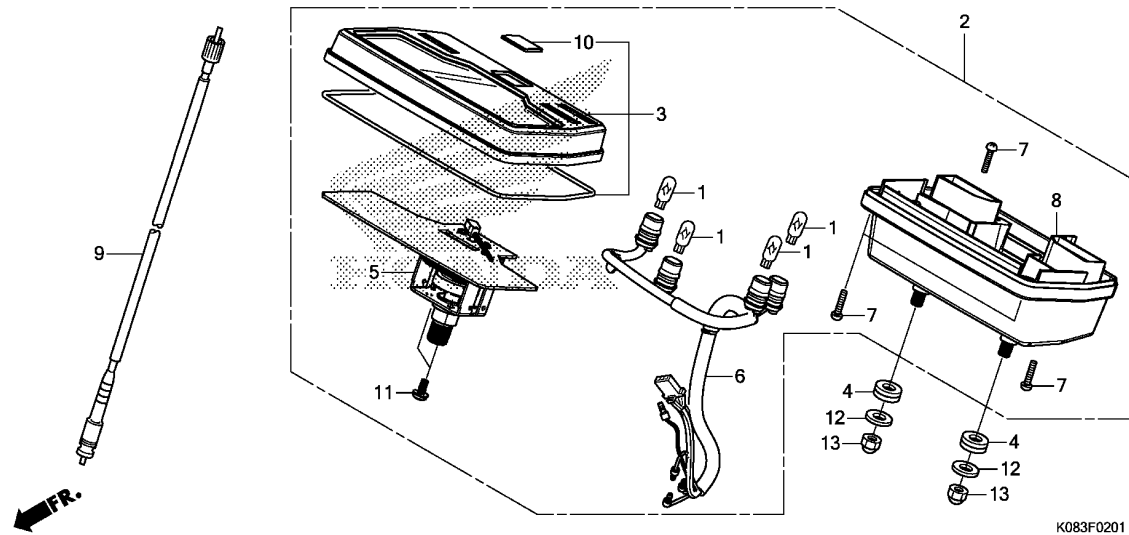


Ref. No.	L.O.N.	(Relative ref. Number) Description	F.R.T.
1		(2)	
6161G3		BULB, METERNOTE: Same time for two units or more	0.4
5	8121A1	METER ASSY., COMBINATION	0.4
7	8121A2	METER, COMBINATION	0.5
9	6161G4	SOCKET ASSY., METER BULB	0.4
11	8121E3	COVER, METER	0.4
12	8121B4	CASE, METER :UPPER	0.4
13	811160	CABLE, SPEEDOMETER	0.2

Ref. No.	Part No.	Description	Reqd. QTY			Serial No.	Parts catalogue code
			CG110SH	E	J K		
1	34908-K08-900	BULB, WEDGE BASE(T10)(12V 2W)	3	-	-		
2	34909-GGC-900	BULB, WEDGE BASE(T10 12V 3W)	3	-	-		
3	37102-K08-901	WASHER, 6X18X1	2	-	-		
4	37130-K08-901	BRACKET, METER	1	-	-		
5	37200-K08-901	SPEEDOMETER ASSY.(KPH)	1	-	-		
6	37205-K08-901	SCREW, TAPPING, 4X14	2	-	-		
7	37210-K08-901	SPEEDOMETER COMP.(KPH)	1	-	-		
8	37215-K08-901	CUSHION, RUBBER	2	-	-		
9	37224-K08-900	SOCKET COMP.	1	-	-		
10	37305-K08-901	SCREW-WASHER, 4X10	2	-	-		
11	37617-K08-901	COVER, METER	1	-	-		
12	37620-K08-901	CASE COMP., UPPER	1	-	-		
13	44830-K08-900	CABLE COMP., SPEEDOMETER	1	-	-		
14	93500-04014	SCREW, PAN, 4X14	1	-	-		
15	93500-04030	SCREW, PAN, 4X30	2	-	-		
16	94021-06020-0S	NUT, CAP, 6MM	2	-	-		

F-2-1

METER(CG110SHJ/K)



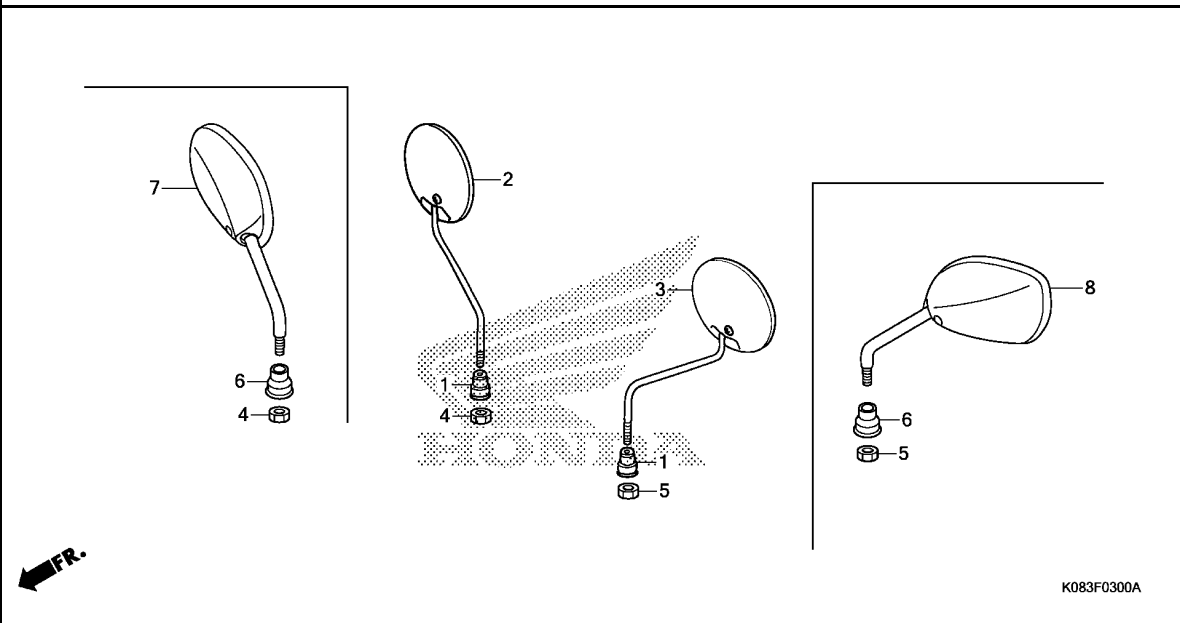
Ref. No.	L.O.N.	(Relative ref. Number) Description	F.R.T.
1	6161G3	BULB, METERNOTE: Same time for two units or more	0.4
2	8121A1	METER ASSY., COMBINATION	0.4
3	4131Q1	COVER, METER :UPPER	0.4
5	8121A2	METER, COMBINATION	0.5
6	6161G4	SOCKET ASSY., METER BULB	0.4
8	8121B5	CASE, METER :LOWER	0.4
9	811160	CABLE, SPEEDOMETER	0.2

3

Ref. No.	Part No.	Description	Reqd. QTY			Serial No.	Parts catalogue code
			CG110SH	E	J K		
1	34908-K08-A41	BULB, WEDGE BASE(T10)(12V 2W)	-	4	4		
2	37000-K08-A40	METER SET, COMBINATION	-	1	1		
3	37125-K08-A40	COVER COMP., UPPER	-	1	1		
4	37214-KCS-W60	GROMMET, METER PLATE	-	2	2		
5	37220-K08-A41	SPEEDOMETER COMP.(KPH)	-	1	1		
6	37224-K08-A41	SOCKET COMP.	-	1	1		
7	37226-K08-A41	SCREW, TAPPING, 3X16	-	6	6		
8	37230-K08-A41	CASE COMP., LOWER	-	1	1		
9	44830-K08-A41	CABLE COMP., SPEEDOMETER	-	1	1		
10	86150-KTJ-C60	EMBLEM, PRODUCT(SHINKO)	-	1	1		
11	90107-K08-A41	SCREW-WASHER, 4X8	-	2	2		
12	90525-428-900	WASHER, PLAIN, 6MM	-	2	2		
13	94021-06070-0S	NUT, CAP, 6MM	-	2	2		

F-3

MIRROR



Ref. L.O.N. (Relative ref. Number) F.R.T.
No. Description

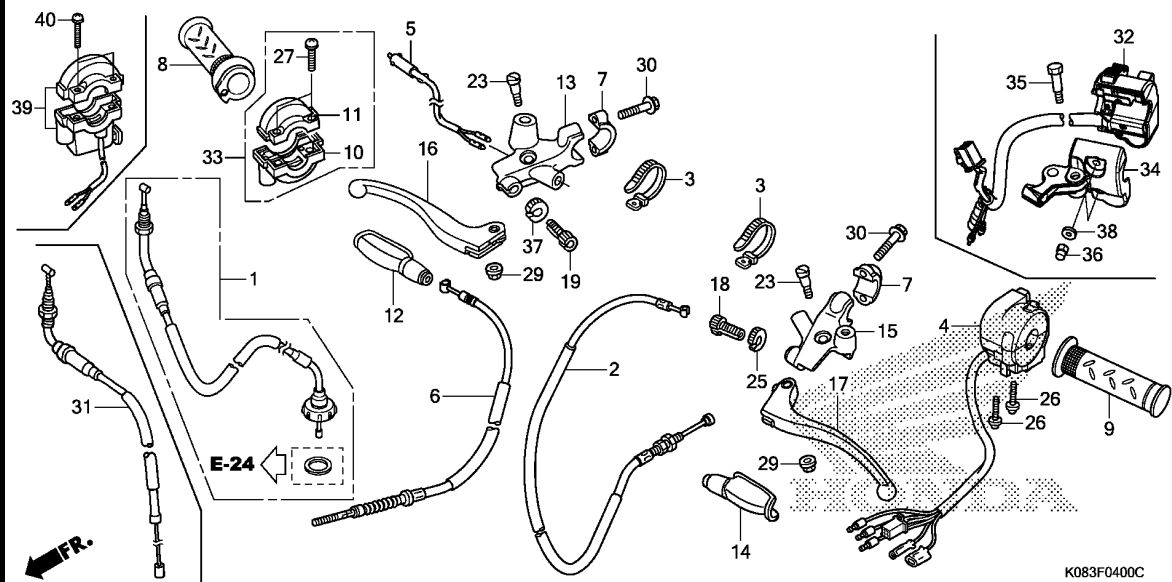
NO INFORMATION

Ref. No.	Part No.	Description	Reqd. QTY			Serial No.	Parts catalogue code
			E	J	K		
1	88113-K08-900	CAP, LOCK NUT	2	2	2	-----	2DK,2LA,2NR,4NR,DK,KE,LA
2	88210-K08-901	MIRROR COMP., R. BACK	1	1	1	-----	2DK,2LA,2NR,4NR,DK,KE,LA
3	88220-K08-901	MIRROR COMP., L. BACK	1	1	1	-----	2DK,2LA,2NR,4NR,DK,KE,LA
4	90301-KYY-900	NUT, HEX., 10MM (LEFT HANDED SCREW)	1	1	1	-----	
5	94001-10000-0S	NUT, HEX., 10MM	1	1	1	-----	
6	88113-GN5-900	CAP, LOCK NUT	-	-	2	-----	2KE,3KE
7	88210-KYY-970	MIRROR COMP., R.	-	-	1	-----	2KE,3KE
8	88220-KYY-970	MIRROR COMP., L.	-	-	1	-----	2KE,3KE

3

F-4

HANDLE LEVER/SWITCH/CABLE



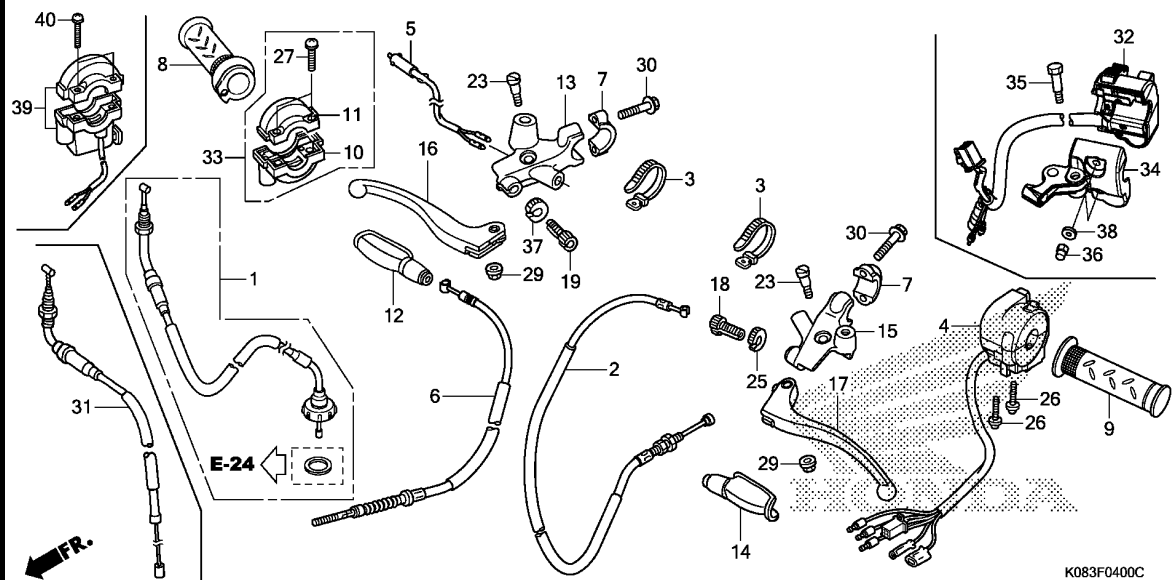
Ref. No.	L.O.N.	(Relative ref. Number) Description	F.R.T.
1		(31)	
1	811100	CABLE, THROTTLE	0.4
2	811115	CABLE, CLUTCH	0.4
4		(32)	
4	615118	SWITCH, WINKER	0.4
5	6151B2	SWITCH, FRONT STOP	0.3
6	811125	CABLE, FRONT BRAKE	0.3
8	810150	GRIP, THROTTLE	0.2
9	8101C0	GRIP, HANDLE :LEFT	0.1
10		(33)	
10	810155	HOUSING, THROTTLE	0.2
13	8101C9	BRACKET, HANDLE LEVER :RIGHT ..	0.3
15		(34)	
15	8101C8	BRACKET, HANDLE LEVER :LEFT ..	0.2
15	8101D0	BRACKET, HANDLE LEVER :BOTH ..	0.5
16	8101C7	LEVER, HANDLE :RIGHT	0.1
17	8101C6	LEVER, HANDLE :LEFT	0.1
17	8101F5	LEVER, HANDLE :BOTH	0.2
39	615116	SWITCH, STARTER	0.3

Ref. No.	Part No.	Description	Reqd. QTY			Serial No.	Parts catalogue code
			CG110SH	E	J K		
1	06179-K08-900	CABLE SET, THROTTLE	1	-	-		
2	22870-K08-900	CABLE COMP., CLUTCH	1	-	-		
	22870-K08-A41	-	1	1		
3	32161-404-000	BAND B1, WIRE	2	2	2		
4	35200-K08-901	SWITCH ASSY., WINKER	1	-	-		
5	35340-K08-901	SWITCH ASSY., FR. STOP	1	-	-		
	35340-K52-B71	-	1	1		
6	45450-K08-900	CABLE ASSY., FR. BRAKE	1	-	-		
	45450-K08-A41	CABLE COMP., FR. BRAKE	-	1	1		
7	45517-KCS-W60	HOLDER, MASTER CYLINDER	2	1	1		
8	53140-KYY-970	GRIP COMP., THROTTLE	1	1	1		
9	53166-KYY-970	GRIP, L. HANDLE	1	1	1		
10	53167-GE4-000	HOUSING, THROTTLE	1	-	-		
11	53168-KYY-920	HOUSING, UNDER THROTTLE	1	-	-		
		(UPPER)					
12	53171-402-700	COVER, R. HANDLE LEVER	1	1	1		
13	53171-K08-900	BRACKET, R. HANDLE LEVER	1	1	1		
14	53172-402-700	COVER, L. HANDLE LEVER	1	1	1		
15	53172-K08-900	BRACKET, L. HANDLE LEVER	1	-	-		
16	53175-KCS-W60	LEVER COMP., R. STEERING					
		HANDLE	1	1	1		
17	53178-KCS-W60	LEVER COMP., L. HANDLE	1	-	-		
	53178-K08-A41	-	1	1		
18	53192-KTJ-900	BOLT, WIRE ADJUSTING	1	-	-		
19	53193-KTJ-900	BOLT, CABLE ADJUST	1	-	-		
	53192-KTJ-900	BOLT, WIRE ADJUSTING	-	1	1		

3

F-4

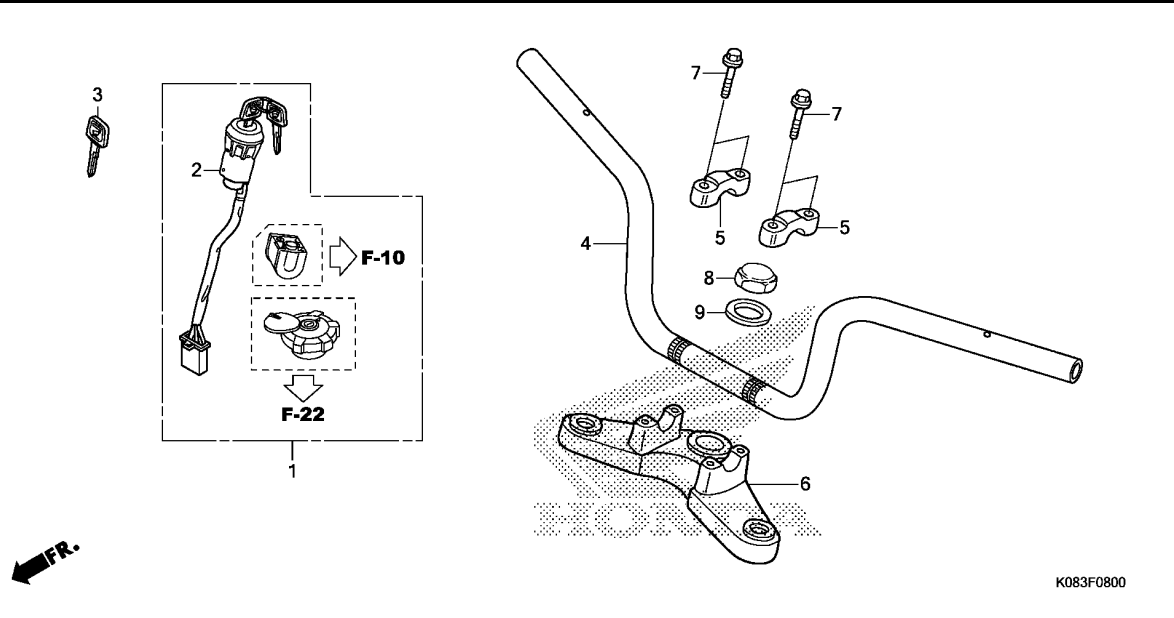
HANDLE LEVER/SWITCH/CABLE



Ref. No.	Part No.	Description	Reqd. QTY			Serial No.	Parts catalogue code
			E	J	K		
23	90113-KEJ-900	BOLT, L. HANDLE LEVER PIVOT	2	1	1		
25	90321-KTJ-900	NUT, FIXING	1	-	-		
26	93500-05020-0G	SCREW, PAN, 5X20	2	-	-		
27	93500-05025-0A	SCREW, PAN, 5X25	2	-	-		
29	94050-06000	NUT, FLANGE, 6MM	2	2	2		
30	95801-06022-07	BOLT, FLANGE, 6X22	4	2	2		
31	17910-K08-A41	CABLE COMP., THROTTLE	-	1	1		
32	35205-K08-A41	SWITCH COMP., L. FR.	-	1	1		
33	53160-K08-A41	HOUSING ASSY.	-	1	1	-----	3KE,4NR,DK,LA
34	53172-K08-A41	BRACKET, L. HANDLE LEVER	-	1	1		
35	90103-K08-A41	BOLT, HANDLE LEVER PIVOT	-	1	1		
36	90302-K08-A41	NUT, CAP, 5MM	-	2	2		
37	90321-KTJ-900	NUT, FIXING	1	1	1		
38	94101-05700	WASHER, PLAIN, 5MM	-	2	2		
39	35150-K08-N21	SWITCH ASSY., START	-	-	1	-----	2DK,2KE,2LA,2NR
40	93500-05025-0G	SCREW, PAN, 5X25	-	-	2	-----	2DK,2KE,2LA,2NR

F-8

HANDLE PIPE/TOP BRIDGE(CG110SHE)



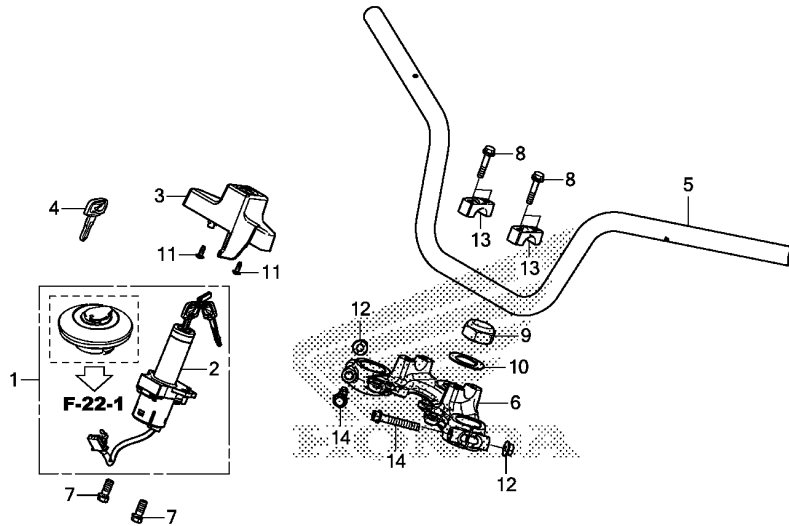
Ref. No.	L.O.N.	(Relative ref. Number) Description	F.R.T.
1	6151A1	KEY SET	1.4
2	615146	SWITCH, IGNITION	0.4
4	810100	PIPE, STEERING HANDLE	0.5
6	510110	BRIDGE, FORK TOP	0.6

3

Ref. No.	Part No.	Description	Reqd. QTY			Serial No.	Parts catalogue code
			E	J	K		
1	35010-K08-900	KEY SET	1	-	-		
2	35100-K08-901	SWITCH ASSY., COMBINATION	1	-	-		
3	35121-K08-900	KEY, BLANK	(1)	-	-		
4	53100-K08-900	PIPE, STEERING HANDLE	1	-	-		
5	53131-KCS-W60	HOLDER, HANDLE UPPER	2	-	-		
6	53230-KCS-W60	BRIDGE, FORK TOP	1	-	-		
7	90117-383-000	BOLT, FLANGE, 6X28	4	-	-		
8	90304-159-000	NUT, STEERING STEM	1	-	-		
9	90503-011-000	WASHER, STEERING STEM	1	-	-		

F-8-1

HANDLE PIPE/TOP BRIDGE(CG110SHJ/K)

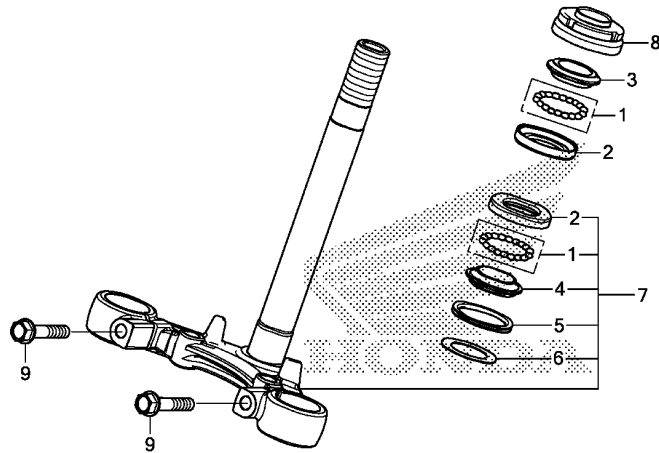


Ref. No.	L.O.N.	(Relative ref. Number) Description	F.R.T.
1	6151D2	KEY SET(A)	0.8
2	615145	SWITCH, COMBINATION & LOCK ...	0.8
3	8121B8	COVER, COMBINATION SWITCH	0.7
5	810100	PIPE, STEERING HANDLE	0.5
6	5101E2	BRIDGE, FORK TOP(A)	0.7

Ref. No.	Part No.	Description	Reqd. QTY			Serial No.	Parts catalogue code
			E	J	K		
1	35010-K08-A40	KEY SET	-	1	1		
2	35100-K08-A41	SWITCH ASSY., COMBINATION & LOCK	-	1	1		
3	35105-K08-A40	COVER, COMBINATION SWITCH ...	-	1	1		
4	35121-K08-A40	KEY, BLANK	-	(1)	(1)		
5	53100-K08-A40	PIPE, STEERING HANDLE	-	1	1		
6	53230-K08-A40	BRIDGE, FORK TOP	-	1	1		
7	90104-MJ1-000	BOLT, FLANGE, 8X19	-	2	2		
8	90117-383-000	BOLT, FLANGE, 6X28	-	4	4		
9	90304-159-000	NUT, STEERING STEM	-	1	1		
10	90503-011-000	WASHER, STEERING STEM	-	1	1		
11	93903-24380	SCREW, TAPPING, 4X12	-	2	2		
12	94050-08080	NUT, FLANGE, 8MM	-	2	2		
13	95014-21201	HOLDER A2, HANDLE PIPE UPPER	-	2	2		
14	95801-08055-08	BOLT, FLANGE, 8X55	-	2	2		

F-10-1

STEERING STEM(CG110SHJ/K)



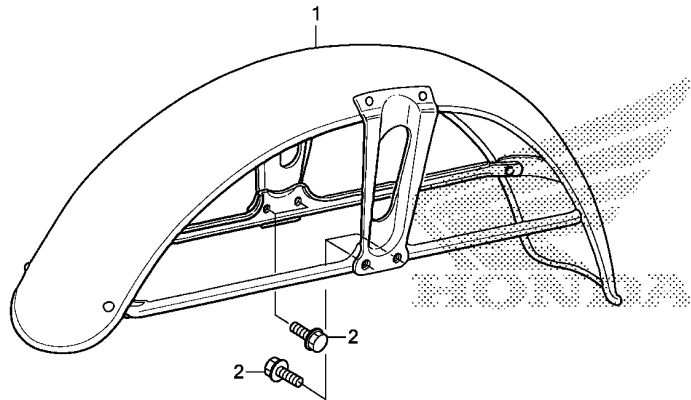
K083F1001

Ref. No.	L.O.N.	(Relative ref. Number) Description	F.R.T.
2		(1)	
5101A0		RACE, STEERING BALL :UPPER ...	1.4
5101A1		RACE, STEERING BALL :LOWER ...	1.6
5101C9		RACE, STEERING BALL :BOTH	1.6
3		5101A9 RACE, STEERING TOP CONE	1.4
4		(1,5)	
5101B0		RACE, STEERING BOTTOM CONE ...	1.6
7		510100 STEM OR SHAFT ASSY., STEERING	1.4
8		5101B2 THREAD, STEERING HEAD TOP	1.2

Ref. No.	Part No.	Description	Reqd. QTY			Serial No.	Parts catalogue code
			E	J	K		
1	06530-KRF-H70	BALL ASSY., STEEL, #6X21	-	2	2		
2	50301-KCS-W60	RACE, STEERING BALL	-	2	2		
3	53211-KCS-W60	RACE, STEERING TOP CONE	-	1	1		
4	53212-KCS-W60	RACE, STEERING BOTTOM CONE ..	-	1	1		
5	53214-001-010	DUST SEAL, STEERING HEAD	-	1	1		
6	53215-001-000	WASHER, STEERING HEAD DUST SEAL	-	1	1		
7	53219-K08-A40	STEM SUB ASSY., STEERING	-	1	1		
8	53220-074-000	THREAD COMP., STEERING HEAD	-	1	1		
9	95701-08040-08	BOLT, FLANGE, 8X40	-	2	2		

F-11

FRONT FENDER(CG110SHE)



FR.

K083F1100

Ref. No.	L.O.N.	(Relative ref. Number) Description	F.R.T.
1	4131B7	FENDER, FRONT	0.2

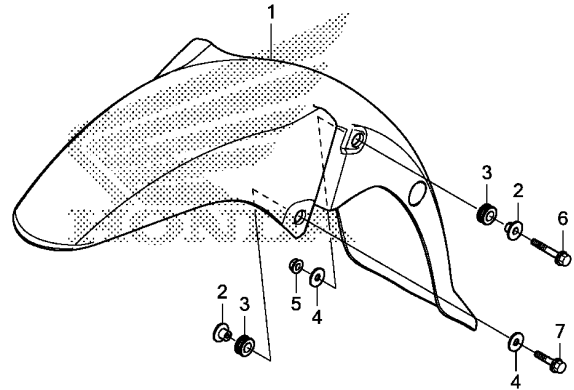
3

Ref. No.	Part No.	Description	Reqd. QTY			Serial No.	Parts catalogue code
			E	J	K		
1	61100-K08-900	FENDER COMP., FR.	1	-	-		
2	95701-06016-00	BOLT, FLANGE, 6X16	4	-	-		

F-11-1

FRONT FENDER(CG110SHJ/K)

Ref. No.	L.O.N. (Relative ref. Number)	Description	F.R.T.
1	4131B7	FENDER, FRONT	0.2



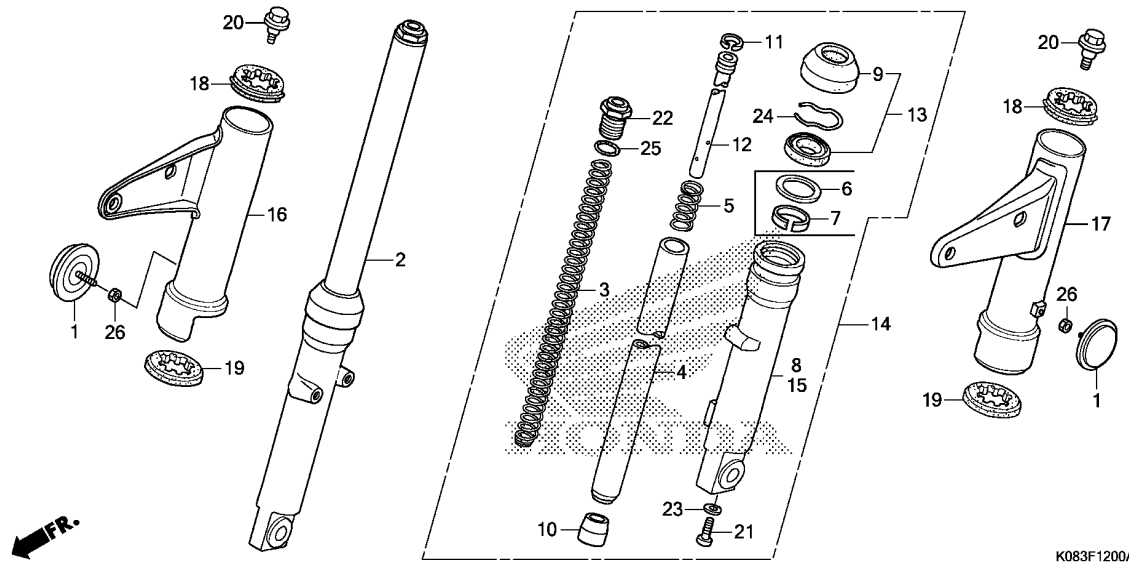
K083F1101B

Ref. No.	Part No.	Description	Reqd. QTY			Serial No.	Parts catalogue code
			E	J	K		
1	61100-K08-A40	FENDER, FR.	-	1	1		
2	61103-KEJ-660	COLLAR, FR. FENDER MOUNTING .	-	4	4		
3	61104-KEJ-660	RUBBER, FR. FENDER MOUNTING .	-	4	4		
4	90501-KYY-970	WASHER, FR. FENDER	-	4	4		
5	94050-06000	NUT, FLANGE, 6MM	-	2	2		
6	96001-06032-00	BOLT, FLANGE, 6X32	-	2	2		
7	96001-06020-00	BOLT, FLANGE, 6X20	-	2	2		



F-12

FRONT FORK



K083F1200A

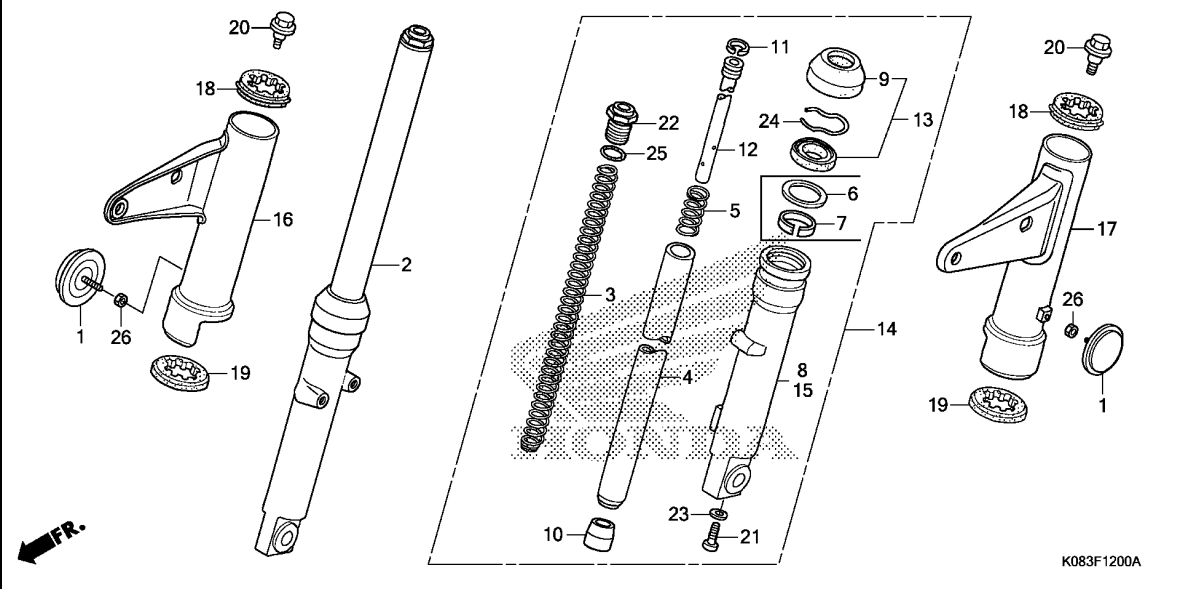
Ref. No.	L.O.N.	(Relative ref. Number) Description	F.R.T.
2	5111C3	FORK ASSY., FRONT :RIGHT	0.4
3	5111C5	SPRING, FRONT FORK :LEFT	0.6
	5111C6	SPRING, FRONT FORK :RIGHT	0.6
	5111C7	SPRING, FRONT FORK :BOTH	0.9
4		(5,10,11,12)	
	5111G2	PIPE, FRONT FORK :LEFT	0.7
	5111G3	PIPE, FRONT FORK :RIGHT	0.7
	5111G4	PIPE, FRONT FORK :BOTH	1.1
8	5111D2	CASE, BOTTOM :RIGHT	0.8
13		(7)	
	5111E7	SEAL SET, FRONT FORK :LEFT ...	0.8
	5111E8	SEAL SET, FRONT FORK :RIGHT ..	0.8
	5111E9	SEAL SET, FRONT FORK :BOTH ...	1.3
14	5111C2	FORK ASSY., FRONT :LEFT	0.4
	5111C4	FORK ASSY., FRONT :BOTH	0.5
15	5111D1	CASE, BOTTOM :LEFT	0.8
	5111D3	CASE, BOTTOM :BOTH	1.3
	4131V9	COVER, FRONT FORK :RIGHT	0.7
	4131V8	COVER, FRONT FORK :LEFT	0.7
	5111F3	COVER, FRONT FORK :BOTH	0.8

Ref. No.	Part No.	Description	Reqd. QTY			Serial No.	Parts catalogue code
			CG110SH	E	J K		
1	33741-KTT-C01	REFLECTOR, SIDE REFLEX	2	-	-		
2	51400-K08-901	CUSHION ASSY., R. FR.	1	-	-		
	51400-K08-A41	FORK ASSY., R. FR.	-	1	1		
3	51401-K08-901	SPRING, FR. FORK	2	-	-		
	51401-K08-A41	-	2	2		
4	51410-K08-901	PIPE COMP., FR. FORK	2	-	-		
	51410-K08-A41	-	2	2		
5	51412-KSW-971	SPRING, REBOUND	2	-	-		
	51412-K08-A41	-	2	2		
6	51413-KSW-971	RING, BACK UP	2	-	-		
7	51414-KSW-971	BUSH, GUIDE	2	-	-		
8	51420-K08-901	CASE, R. BOTTOM	1	-	-		
	51420-K08-A41	-	1	1		
9	51425-KSW-971	SEAL, DUST	2	-	-		
	51425-K08-A41	-	2	2		
10	51432-KZL-842	PIECE, OIL LOCK (CHUANNAN ABSORBER)	2	-	-		
	51432-K08-A41	PIECE, OIL LOCK	-	2	2		
11	51437-KSW-971	RING, PISTON	2	-	-		
	51437-K08-A41	-	2	2		
12	51470-K08-901	PIPE, SEAT	2	-	-		
	51470-K08-A41	-	2	2		
13	51490-KSW-971	SEAL SET, FR. FORK	2	-	-		
	51490-K08-A41	-	2	2		
14	51500-K08-901	FORK ASSY., L. FR.	1	-	-		
	51500-K08-A41	-	1	1		
15	51520-K08-901	CASE COMP., L. BOTTOM	1	-	-		

3

F-12

FRONT FORK

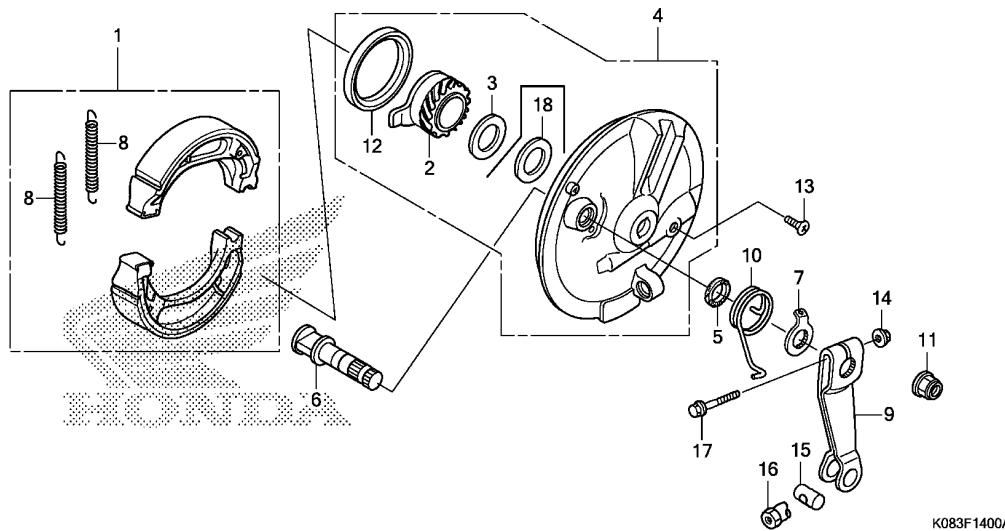


K083F1200A

Ref. No.	Part No.	Description	Reqd. QTY			Serial No.	Parts catalogue code
			E	J	K		
15)	51520-K08-A41	CASE, L. BOTTOM	-	1	1		
16	51602-K08-900	COVER, R. FR. FORK	1	-	-		
17	51606-K08-900	COVER, L. FR. FORK	1	-	-		
18	51621-107-000	MOUNT, FORK COVER UPPER	2	-	-		
19	51622-397-710	MOUNT, FORK COVER UNDER	2	-	-		
20	90112-KCS-650	BOLT, FR. FORK	2	-	-		
21	90116-KRF-H71	BOLT, SOCKET, 8X30 (CHUANNAN ABSORBER)	2	-	-		
	90116-K08-A41	BOLT, SOCKET, 8X30	2	-	2		
22	90123-KSW-971	BOLT, FR. FORK	2	-	-		
	90123-K08-A41	-	2	2		
23	90544-KRF-H71	WASHER, SPECIAL, 8MM (CHUANNAN ABSORBER)	2	-	-		
	51413-K08-A41	WASHER, SPECIAL	-	2	2		
24	90657-KSW-971	RING, OIL SEAL STOPPER	2	-	-		
	90657-K08-A41	RING, OIL SEAL STOP	-	2	2		
25	91256-KSW-971	O-RING	2	-	-		
	91356-K08-A41	-	2	2		
26	94001-06000-0S	NUT, HEX., 6MM	2	-	-		

F-14

FRONT BRAKE PANEL



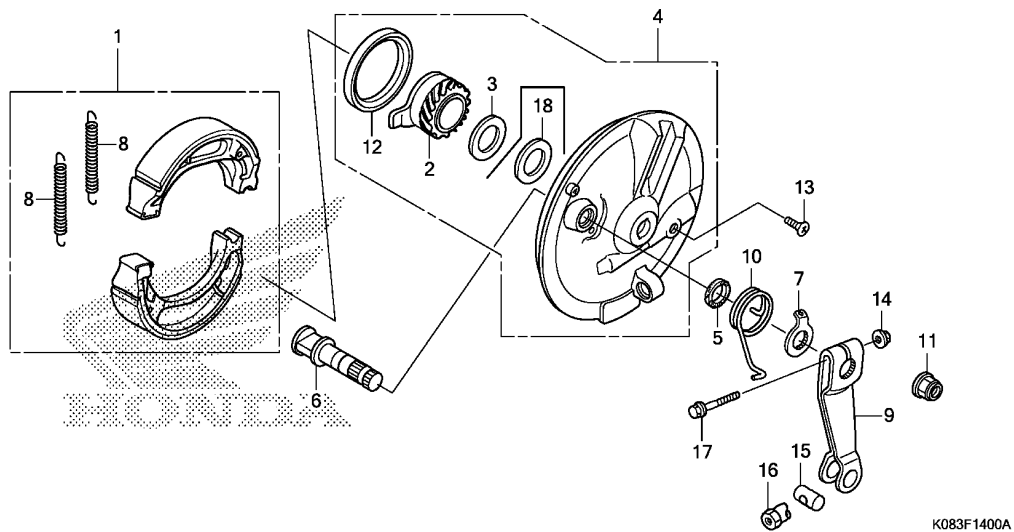
Ref. No.	L.O.N.	(Relative ref. Number) Description	F.R.T.
1	711115	SHOE(PAD) SET, BRAKE :FRONT ..	0.3
2		(12)	
	7101C3	GEAR, SPEEDOMETER	0.3
4	7111D0	PANEL, FRONT BRAKE	0.4
6	7111B3	CAM, BRAKE :FRONT	0.4
9	7111C3	ARM, BRAKE :FRONT	0.1

Ref. No.	Part No.	Description	Reqd. QTY			Serial No.	Parts catalogue code
			CG110SH	E	J K		
1	06430-KSY-900	SHOE SET, BRAKE (JB)	1	-	-		
	06430-K08-A40	SHOE SET, BRAKE	-	1	1		
2	44804-K08-901	GEAR COMP., SPEEDOMETER(21T)	1	-	-		
	44806-KZV-Y00	GEAR, SPEEDOMETER(20T)	-	1	1		
3	44809-K08-901	WASHER, SPEEDOMETER GEAR	1	-	-		
4	45010-K08-900	PANEL SUB COMP., FR. BRAKE ..	1	-	-		
	45010-K08-A40	PANEL SUB ASSY., FR. BRAKE ..	-	1	1		
5	45134-250-000	DUST SEAL, BRAKE CAM	1	1	1		
6	45141-K08-900	CAM, FR. BRAKE	1	-	-		
	45141-KVR-C00	-	1	1		
7	45145-K08-900	INDICATOR, FR. BRAKE	1	-	-		
	45145-KRF-B40	-	1	1		
8	45151-GCC-000	SPRING, BRAKE SHOE (JB) (BLACK) ..	2	-	-		
	43151-110-000	SPRING, BRAKE SHOE	-	2	2		
9	45410-K08-900	ARM, FR. BRAKE	1	-	-		
	45410-KRS-830	-	1	1		
10	45435-K08-900	SPRING, BRAKE ARM RETURN	1	-	-		
	45435-121-010	SPRING, FR. BRAKE ARM RETURN ..	-	1	1		
11	90306-KYA-601	NUT, FLANGE, 12MM (PT)	1	-	-		
	90304-KYA-601	NUT, FLANGE, 10MM (PT)	-	1	1		
12	91251-KCS-690	OIL SEAL, 47X60X7	1	-	-		
	91251-KEV-901	OIL SEAL, 47X57X7	-	1	1		
13	93700-05016-0A	SCREW, OVAL, 5X16	1	1	1		
14	94050-06000	NUT, FLANGE, 6MM	1	1	1		
15	95015-32001	JOINT B, BRAKE ARM	1	1	1		
16	95015-42000	NUT B, BRAKE ROD ADJUSTING ..	1	1	1		

3

F-14

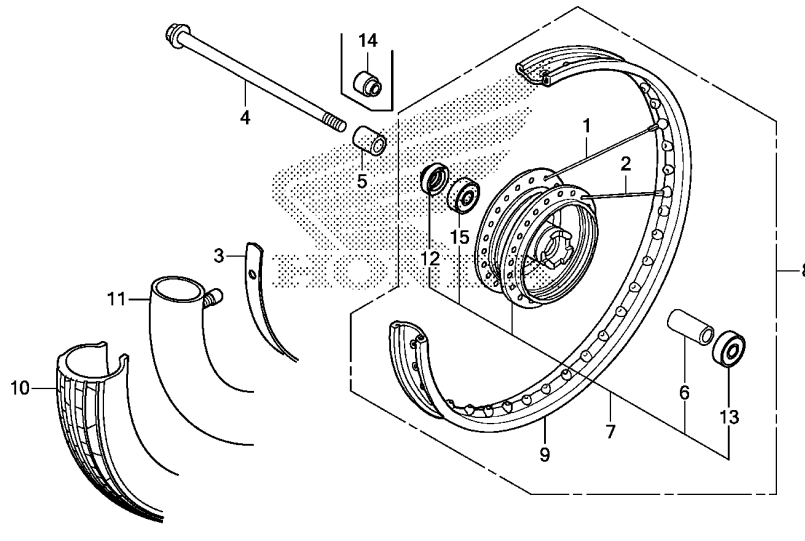
FRONT BRAKE PANEL



Ref. No.	Part No.	Description	Reqd. QTY			Serial No.	Parts catalogue code
			E	J	K		
17	95701-06030-00	BOLT, FLANGE, 6X30	1	-	-		
	95701-06028-00	BOLT, FLANGE, 6X28	-	1	1		
18	44809-K08-901	WASHER, SPEEDOMETER GEAR	1	-	-		
	44809-KRS-830		-	1	1		

F-15-10

FRONT WHEEL(SPOKE/DRUM BRAKE)



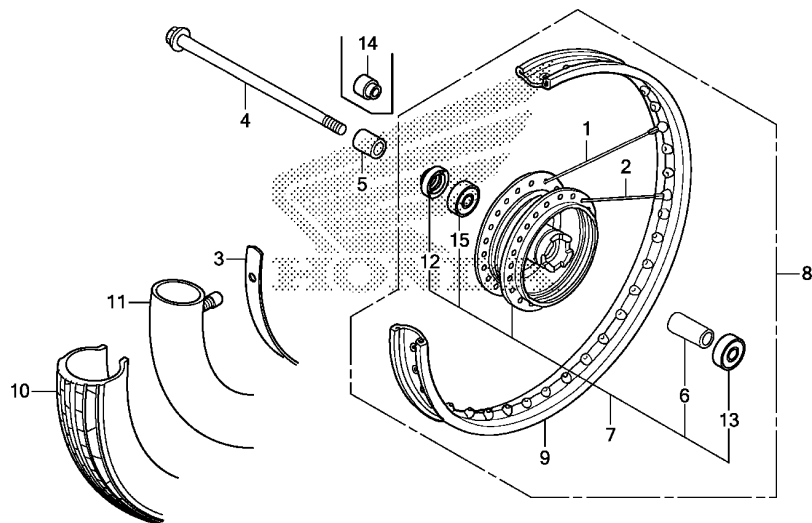
K083F1510A

Ref. No.	L.O.N.	(Relative ref. Number) Description	F.R.T.
4		(12)	
710151		AXLE, FRONT WHEEL	0.2
7		(1,2)	
710103		HUB, FRONT WHEEL	2.2
8		7101D4 FRONT WHEEL	0.7
9		710109 RIM, WHEEL :FRONT	2.1
10		(3)	
710139		FRONT TIRE(ONE)	0.7
11		(3)	
710140		TUBE, FRONT TIRE(ONE)	0.7
13		(15)	
710115		BEARING, FRONT WHEEL(ONE)	0.4
710115G		.Replace 1 bearing add	0.1

Ref. No.	Part No.	Description	Reqd. QTY			Serial No.	Parts catalogue code
			CG110SH	E	J K		
1	06440-K08-900	SPOKE SET A, 12X170.5	18	-	-		
	06441-K08-A40	(INSIDE) SPOKE SET A, 12X157.5	-	18	18	-----	2LA,DK,LA
2	06441-K08-900	SPOKE SET A, 12X170	18	-	-		
	06440-K08-A40	(OUTSIDE) SPOKE SET A, 12X157	-	18	18	-----	2LA,DK,LA
3	42713-KYY-B71	FLAP, TIRE(YUANXING)	1	-	-		
	42713-K09-C01	-	1	1	-----	2LA,DK,LA
4	44301-KSW-B00	AXLE, FR. WHEEL	1	-	-		
	44301-K08-A40	-	1	1	-----	2LA,DK,LA
5	44311-229-000	COLLAR, FR. WHEEL SIDE	1	-	-		
6	44620-400-000	COLLAR, FR. AXLE DISTANCE ...	1	-	-		
	44620-K08-A40	COLLAR, FR. WHEEL DISTANCE ..	-	1	1	-----	2LA,DK,LA
7	44635-K08-900	HUB SUB ASSY., FR.	1	-	-		
	44635-K08-A41	-	1	1	-----	2LA,DK,LA
8	44650-K08-900	WHEEL SUB ASSY., FR.	1	-	-		
	44650-K08-A41	-	1	1	-----	2LA,DK,LA
9	44701-K08-900	RIM, FR. WHEEL(18X1.40)	1	-	-		
	44701-K08-A40	RIM, FR. WHEEL(17X1.60)	-	1	1	-----	2LA,DK,LA
10	44711-K08-901	TIRE, FR.(YUANXING)	1	-	-		
		(2.50-18 40L)	1	-	-		
	44711-K08-A41	TIRE, FR.(YUANXING)	-	1	1	-----	2LA,DK,LA
		(2.75-17 41P)	-	1	1	-----	2LA,DK,LA
11	44712-K08-901	TUBE, TIRE	1	-	-		
	44712-K08-A41	-	1	1	-----	2LA,DK,LA

F-15-10

FRONT WHEEL(SPOKE/DRUM BRAKE)



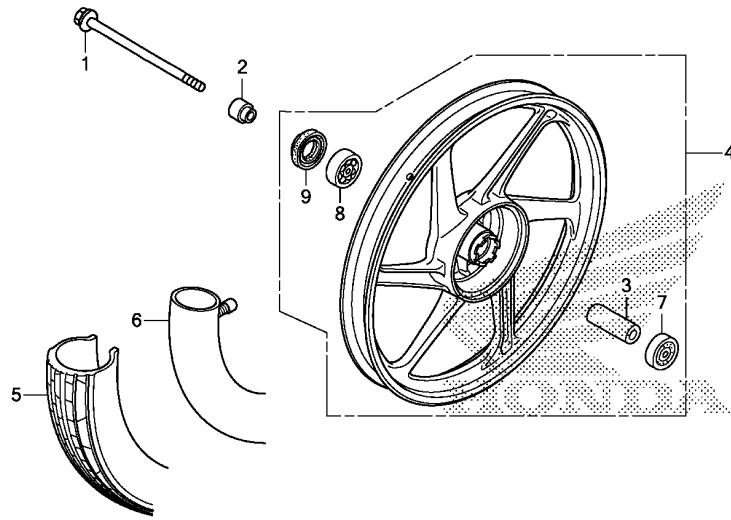
K083F1510A

Ref. No.	Part No.	Description	Reqd. QTY			Serial No.	Parts catalogue code
			E	J	K		
12	90755-KCS-920	OIL SEAL, 21X37X7	1	-	-		
	91251-KYY-900	DUST SEAL, 21X37X7	-	1	1	-----	2LA,DK,LA
13	91052-K09-C02	BEARING, RADIAL BALL, 6301UU	1	-	-		
	91054-K08-A41	BEARING, RADIAL BALL, 6300UU (CXCL)	-	1	1	-----	2LA,DK,LA
14	44311-K08-A41	COLLAR, FR. WHEEL	-	1	1	-----	2LA,DK,LA
15	91052-K09-C02	BEARING, RADIAL BALL, 6301UU	1	-	-		
	91055-K08-A41	BEARING, RADIAL BALL, 6200UU (CXCL)	-	1	1	-----	2LA,DK,LA

3

F-15-30

FRONT WHEEL(CAST/DRUM BRAKE)



K083F1530

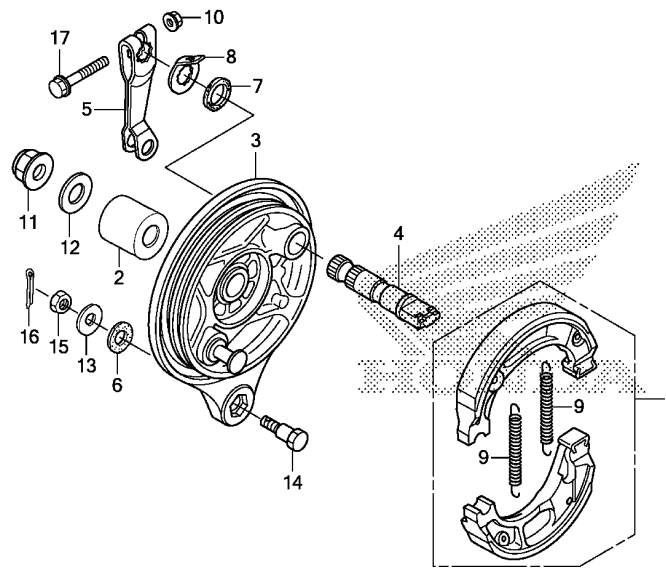
Ref. No.	L.O.N.	(Relative ref. Number) Description	F.R.T.
1		(9)	
710151		AXLE, FRONT WHEEL	0.2
4		7101D4 FRONT WHEEL	0.7
5		710139 FRONT TIRE(ONE)	0.7
6		710140 TUBE, FRONT TIRE(ONE)	0.7
7		(8)	
710115		BEARING, FRONT WHEEL(ONE)	0.4
710115G		.Replace 1 bearing add	0.1

3

Ref. No.	Part No.	Description	Reqd. QTY			Serial No.	Parts catalogue code
			E	J	K		
1	44301-K08-A40	AXLE, FR. WHEEL	-	-	1	-----	2DK,2KE,2NR,3KE,4NR
2	44311-K08-A41	COLLAR, FR. WHEEL	-	-	1	-----	2DK,2KE,2NR,3KE,4NR
3	44620-K08-A40	COLLAR, FR. WHEEL DISTANCE ..	-	-	1	-----	2DK,2KE,2NR,3KE,4NR
4	44650-K08-N20	WHEEL SUB ASSY., FR.	-	-	1	-----	2DK,2KE,2NR,3KE,4NR
5	44711-K08-A41	TIRE, FR.(YUANXING) (2.75-17 41P)	-	-	1	-----	2DK,2KE,2NR,3KE,4NR
6	44712-K08-A41	TUBE, TIRE	-	-	1	-----	2DK,2KE,2NR,3KE,4NR
7	91054-K08-A41	BEARING, RADIAL BALL, 6300UU (CXCL)	-	-	1	-----	2DK,2KE,2NR,3KE,4NR
8	91055-K08-A41	BEARING, RADIAL BALL, 6200UU (CXCL)	-	-	1	-----	2DK,2KE,2NR,3KE,4NR
9	91251-KYY-900	DUST SEAL, 21X37X7	-	-	1	-----	2DK,2KE,2NR,3KE,4NR

F-19

REAR BRAKE PANEL

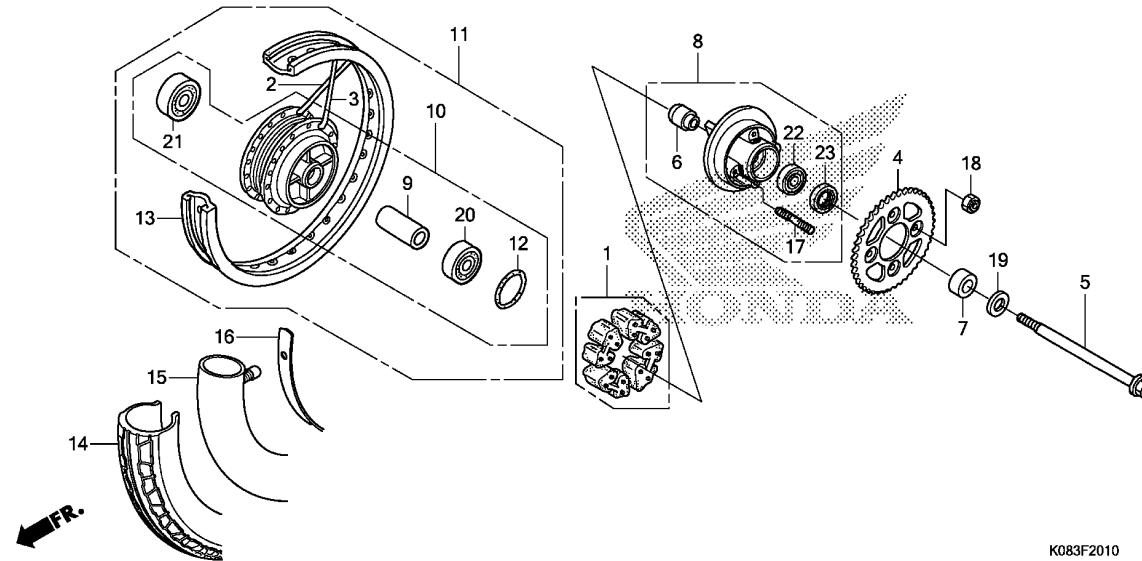


Ref. No.	L.O.N.	(Relative ref. Number) Description	F.R.T.
1	711140	SHOE(PAD) SET, BRAKE :REAR ...	0.4
3	7111A9	PANEL, REAR BRAKE	0.5
4	7111B4	CAM, BRAKE :REAR	0.5
5	7111C4	ARM, BRAKE :REAR	0.1

Ref. No.	Part No.	Description	Reqd. QTY			Serial No.	Parts catalogue code
			CG110SH	E	J K		
1	06430-KSY-880	SHOE SET, BRAKE(JB)	1	-	-		
	06430-K08-A40	SHOE SET, BRAKE	-	1	1		
2	42313-K08-900	COLLAR, RR. BRAKE PANEL SIDE	1	1	1		
3	43100-K08-901	PANEL COMP., RR. BRAKE	1	-	-		
	43100-K08-A40	-	1	1		
4	43141-K08-900	CAM, RR. BRAKE	1	1	1		
5	43410-K08-900	ARM, RR. BRAKE	1	1	1		
6	43434-ME1-670	RUBBER, STOPPER ARM	1	1	1		
7	45134-250-000	DUST SEAL, BRAKE CAM	1	1	1		
8	45145-K08-900	INDICATOR, FR. BRAKE	1	1	1		
		(RR.)	1	1	1		
9	45151-GCC-000	SPRING, BRAKE SHOE(JB)(BLACK)	2	-	-		
	43151-110-000	SPRING, BRAKE SHOE	-	2	2		
10	90302-K08-900	NUT, FLANGE SPECIAL, 6MM	1	1	1		
11	90306-KYA-601	NUT, FLANGE, 12MM(PT)	1	1	1		
12	90504-GE3-760	WASHER, RR. AXLE	1	1	1		
13	90505-KEJ-900	WASHER, 8MM	1	1	1		
14	92811-10000	BOLT A, BRAKE STOPPER	1	1	1		
15	94001-08000-0S	NUT, HEX., 8MM	1	1	1		
16	94201-20150	PIN, SPLIT, 2.0X15	1	1	1		
17	95701-06035-00	BOLT, FLANGE, 6X35	1	1	1		

F-20-10

REAR WHEEL(SPOKE/DRUM BRAKE)



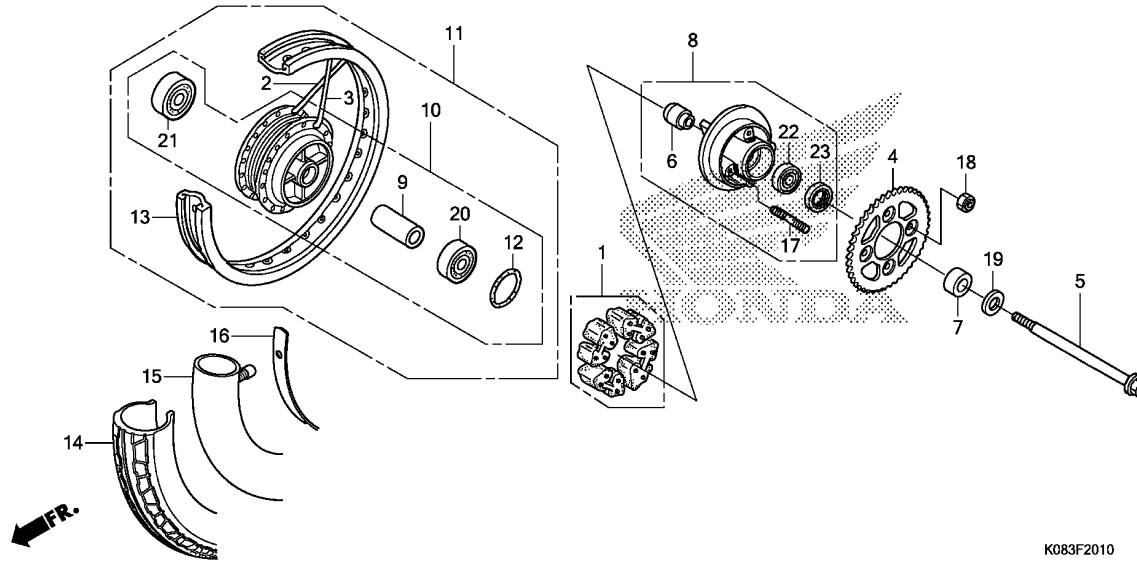
Ref. No.	L.O.N.	(Relative ref. Number) Description	F.R.T.
1		(12)	
710157		DAMPER, REAR WHEEL	0.3
4	7101A0	SPROCKET, FINAL DRIVEN	0.4
5		(23)	
710160		AXLE, REAR WHEEL	0.3
8	7101A5	FLANGE ASSY., FINAL DRIVEN ...	0.4
10		(2,3)	
710121		HUB, REAR WHEEL	2.3
11	710118	REAR WHEEL	0.8
13	710127	RIM, WHEEL :REAR	2.2
14		(16)	
710142		REAR TIRE(ONE)	0.8
15		(16)	
7101A7		TUBE, REAR TIRE(ONE)	0.8
20		(21)	
710133		BEARING, REAR WHEEL(ONE)	0.5
710133G		.Replace 1 bearing add	0.1
22	7101D1	BEARING, FINAL DRIVEN FLANGE ..	0.5

K083F2010

Ref. No.	Part No.	Description	Reqd. QTY			Serial No.	Parts catalogue code
			CG110SH	E	J K		
1	06410-KFL-850	DAMPER SET, WHEEL	1	1	1	-----	2LA,DK,KE,LA
2	06420-K08-900	SPOKE SET A, 10X159	18	-	-	-----	
	06420-K08-A40	(INSIDE)	-	18	18	-----	2LA,DK,LA
3	06421-K08-900	SPOKE SET A, 10X158.5	18	-	-	-----	
	06421-K08-A40	(OUTSIDE)	-	18	18	-----	2LA,DK,LA
4	41201-K08-900	SPROCKET, FINAL DRIVEN(39T) ..	1	1	1	-----	2LA,DK,KE,LA
5	42301-K08-901	AXLE, RR. WHEEL	1	1	1	-----	2LA,DK,KE,LA
6	42303-K08-900	SLEEVE, RR. WHEEL	1	1	1	-----	2LA,DK,KE,LA
7	42304-K08-900	COLLAR, RR. WHEEL SIDE	1	1	1	-----	2LA,DK,KE,LA
8	42615-K08-900	FLANGE SUB ASSY., RR. DRIVEN ..	1	-	-	-----	
	42615-K08-A40	-	1	1	-----	2LA,DK,LA
9	42620-KRS-830	COLLAR, RR. AXLE DISTANCE	1	1	1	-----	2LA,DK,KE,LA
10	42635-K08-901	HUB SUB ASSY., RR.	1	-	-	-----	
	42635-K08-A40	-	1	1	-----	2LA,DK,LA
11	42650-K08-901	WHEEL SUB ASSY., RR.	1	-	-	-----	
	42650-K08-A40	-	1	1	-----	2LA,DK,LA
12	42653-KVR-C00	O-RING, 40.5X3	1	1	1	-----	2LA,DK,KE,LA
13	42701-KPH-C00	RIM, RR. WHEEL(17X1.60)	1	1	1	-----	2LA,DK,KE,LA
14	42711-K08-901	TIRE, RR.(YUANXING)	1	-	-	-----	
	42711-K08-A41	(2.75-17 47L)	1	-	-	-----	
	42711-K08-A41	TIRE, RR.(YUANXING)	-	1	1	-----	2LA,DK,LA
		(3.00-17 50P)	-	1	1	-----	
15	42712-K08-901	TUBE, TIRE	1	-	-	-----	

F-20-10

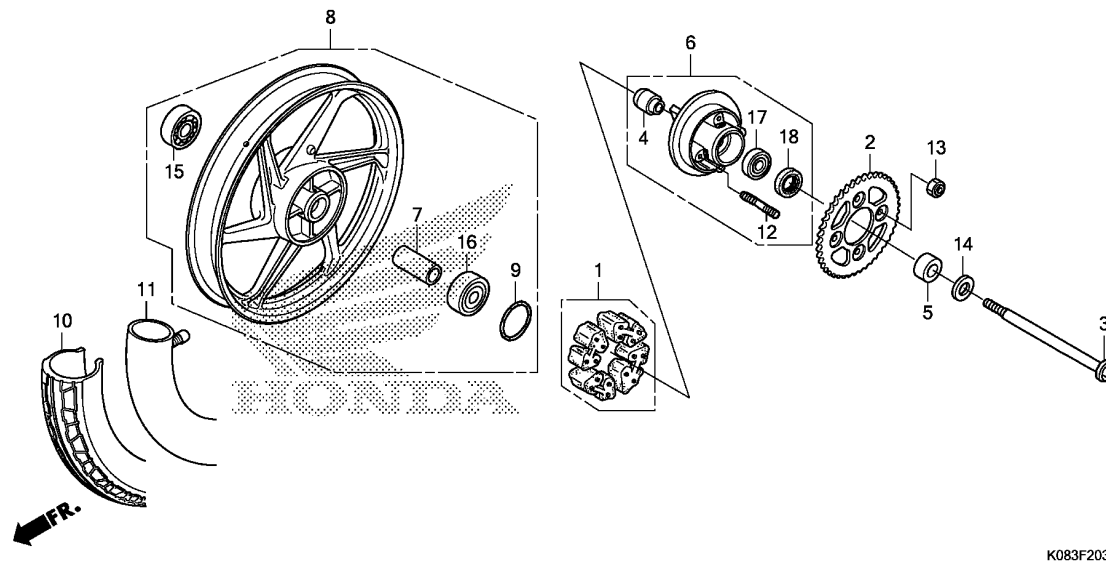
REAR WHEEL(SPOKE/DRUM BRAKE)



Ref. No.	Part No.	Description	Reqd. QTY			Serial No.	Parts catalogue code
			CG110SH	E	J		
15)	42712-K08-A41	TUBE, TIRE	-	1	1	-----	2LA,DK,LA
16	42713-K09-C01	FLAP, TIRE(YUANXING)	1	1	1	-----	2LA,DK,KE,LA
17	90128-KFM-900	BOLT, STUD, 8X19.5	4	4	4	-----	2LA,DK,KE,LA
18	90303-KWW-C00	NUT, FLANGE SPECIAL, 8MM	4	4	4	-----	2LA,DK,KE,LA
19	90504-GE3-760	WASHER, RR. AXLE	1	1	1	-----	2LA,DK,KE,LA
20	91051-K09-C02	BEARING, RADIAL BALL, 6201UU	1	-	-		
	91052-K08-A41	BEARING, RADIAL BALL, 6201UU (CXCL)	-	1	1	-----	2LA,DK,LA
21	91052-K09-C02	BEARING, RADIAL BALL, 6301UU	1	-	-		
	91051-KYY-903	BEARING, RADIAL BALL, 6301UU (CXCL)	-	1	1	-----	2LA,DK,LA
22	91053-K09-C01	BEARING, RADIAL BALL, 6203UU	1	-	-		
	91053-K08-A41	BEARING, RADIAL BALL, 6203UU (CXCL)	-	1	1	-----	2LA,DK,LA
23	91252-KVR-C00	OIL SEAL, 27X40X6	1	1	1	-----	2LA,DK,KE,LA

F-20-30

REAR WHEEL(CAST/DRUM BRAKE)



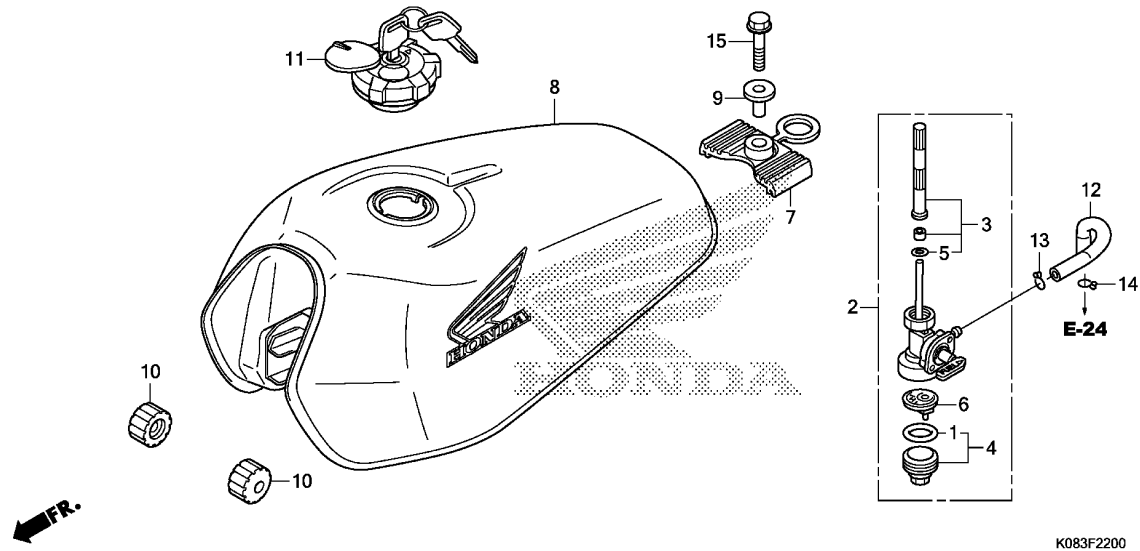
Ref. No.	L.O.N.	(Relative ref. Number) Description	F.R.T.
1		(9)	
1	710157	DAMPER, REAR WHEEL	0.3
2	7101A0	SPROCKET, FINAL DRIVEN	0.4
3		(18)	
3	710160	AXLE, REAR WHEEL	0.3
6	7101A5	FLANGE ASSY., FINAL DRIVEN ...	0.4
8	710118	REAR WHEEL	0.8
10	710142	REAR TIRE(ONE)	0.8
11	7101A7	TUBE, REAR TIRE(ONE)	0.8
16		(15)	
16	710133	BEARING, REAR WHEEL(ONE)	0.5
	710133G	.Replace 1 bearing add	0.1
17	7101D1	BEARING, FINAL DRIVEN FLANGE ..	0.5

K083F2030

Ref. No.	Part No.	Description	Reqd. QTY			Serial No.	Parts catalogue code
			CG110SH	E	J K		
1	06410-KFL-850	DAMPER SET, WHEEL	-	-	1	-----	2DK,2KE,2NR,3KE,4NR
2	41201-K08-900	SPROCKET, FINAL DRIVEN(39T) ..	-	-	1	-----	2DK,2KE,2NR,3KE,4NR
3	42301-K08-901	AXLE, RR. WHEEL	-	-	1	-----	2DK,2KE,2NR,3KE,4NR
4	42303-K08-900	SLEEVE, RR. WHEEL	-	-	1	-----	2DK,2KE,2NR,3KE,4NR
5	42304-K08-900	COLLAR, RR. WHEEL SIDE	-	-	1	-----	2DK,2KE,2NR,3KE,4NR
6	42615-K08-A40	FLANGE SUB ASSY., RR. DRIVEN	-	-	1	-----	2DK,2KE,2NR,3KE,4NR
7	42620-KRS-830	COLLAR, RR. AXLE DISTANCE ...	-	-	1	-----	2DK,2KE,2NR,3KE,4NR
8	42650-K08-N20	WHEEL SUB ASSY., RR.	-	-	1	-----	2DK,2KE,2NR,3KE,4NR
9	42653-KVR-C00	O-RING, 40.5X3	-	-	1	-----	2DK,2KE,2NR,3KE,4NR
10	42711-K08-A41	TIRE, RR. (YUANXING) (3.00-17 50P)	-	-	1	-----	2DK,2KE,2NR,3KE,4NR
11	42712-K08-A41	TUBE, TIRE	-	-	1	-----	2DK,2KE,2NR,3KE,4NR
12	90128-KFM-900	BOLT, STUD, 8X19.5	-	-	4	-----	2DK,2KE,2NR,3KE,4NR
13	90303-KWV-C00	NUT, FLANGE SPECIAL, 8MM	-	-	4	-----	2DK,2KE,2NR,3KE,4NR
14	90504-GE3-760	WASHER, RR. AXLE	-	-	1	-----	2DK,2KE,2NR,3KE,4NR
15	91051-K08-N21	BEARING, RADIAL BALL, (6301UU D)(CXCL)	-	-	1	-----	2DK,2KE,2NR,3KE,4NR
16	91052-K08-N21	BEARING, RADIAL BALL, (6201UU D)(CXCL)	-	-	1	-----	2DK,2KE,2NR,3KE,4NR
17	91053-K08-A41	BEARING, RADIAL BALL, 6203UU (CXCL)	-	-	1	-----	2DK,2KE,2NR,3KE,4NR
18	91252-KVR-C00	OIL SEAL, 27X40X6	-	-	1	-----	2DK,2KE,2NR,3KE,4NR

F-22

FUEL TANK(CG110SHE)

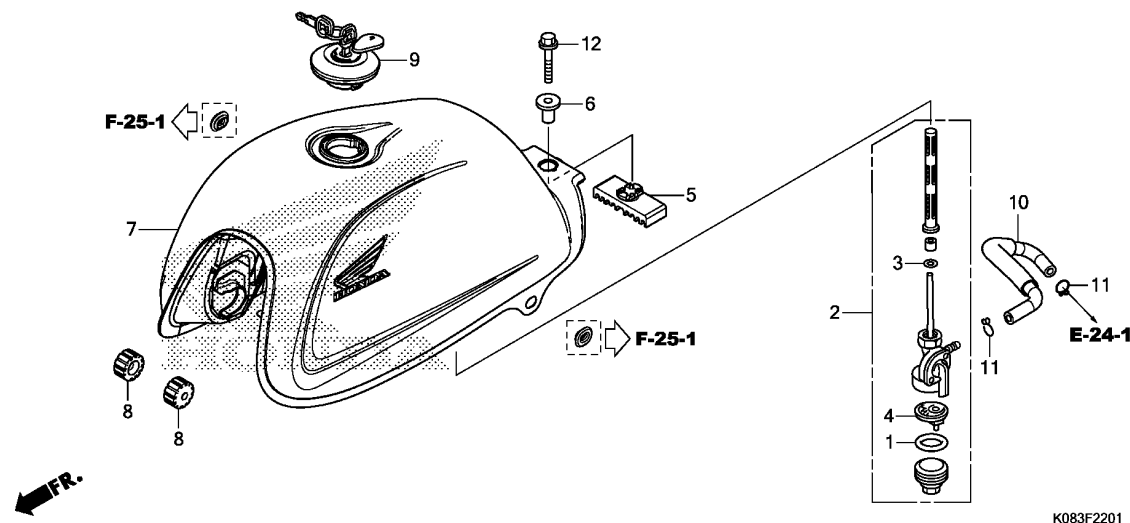


Ref. No.	L.O.N.	(Relative ref. Number) Description	F.R.T.
2	310110	COCK ASSY., FUEL	0.3
3		(5)	
3	310115	SCREEN, FUEL STRAINER	0.3
4		(1)	
4	3101A6	CUP, FUEL STRAINER	0.1
8	310100	TANK, FUEL	0.3

Ref. No.	Part No.	Description	Reqd. QTY			Serial No.	Parts catalogue code
			E	J	K		
1	16173-KEJ-900	O-RING	1	-	-		
2	16950-KYY-711	COCK ASSY., FUEL	1	-	-		
3	16952-KYY-710	SCREEN SET, FUEL STRAINER	1	-	-		
4	16953-KWK-900	CUP SET, FUEL STRAINER	1	-	-		
5	16958-KEJ-900	O-RING	1	-	-		
6	16959-KEJ-900	FILTER, CUP	1	-	-		
7	17508-KSW-970	CUSHION, RR. FUEL TANK	1	-	-		
8	17520-K08-900ZA	TANK SET, FUEL(WL)					
		TYPE2	1	-	-		
	17520-K08-900ZB	*TYPE1*	1	-	-		
9	17525-KE2-940	COLLAR, FUEL TANK MOUNTING ..	1	-	-		
10	17611-K08-900	CUSHION, FR. FUEL TANK(PD) ..	2	-	-		
11	17620-K08-901	CAP COMP., FUEL FILLER	1	-	-		
12	17681-K08-900	TUBE, FUEL	1	-	-		
13	95002-02080	CLIP, TUBE(B8)	1	-	-		
14	95002-50000	CLIP, TUBE(C9)	1	-	-		
15	95701-08025-08	BOLT, FLANGE, 8X25	1	-	-		

F-22-1

FUEL TANK(CG110SHJ/K)



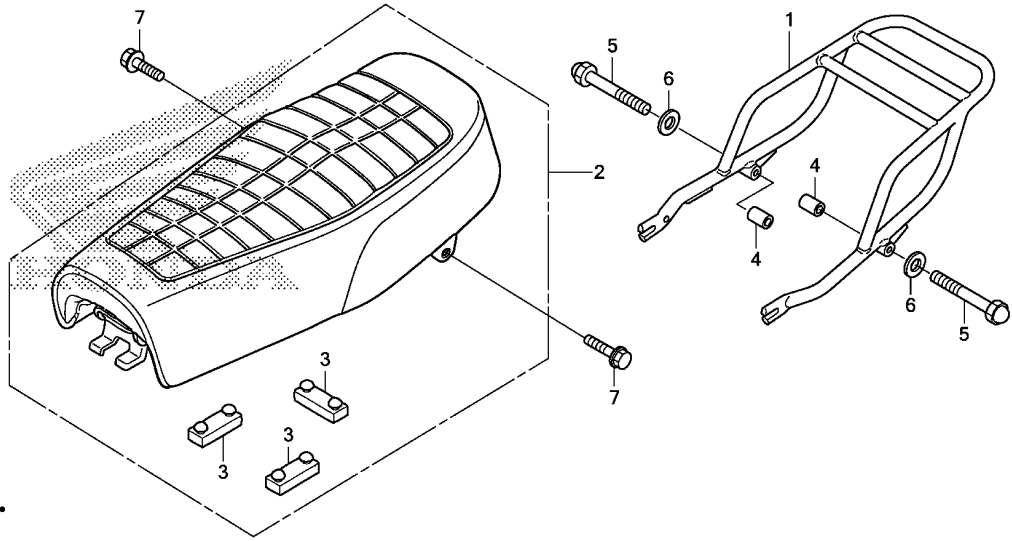
Ref. No.	L.O.N.	(Relative ref. Number) Description	F.R.T.
2	310110	COCK ASSY., FUEL	0.3
7	310100	TANK, FUEL	0.3

3

Ref. No.	Part No.	Description	Reqd. QTY			Serial No.	Parts catalogue code
			E	J	K		
1	16173-KEJ-900	O-RING	-	1	1		
2	16950-K08-A40	COCK ASSY., FUEL	-	1	1		
3	16958-KEJ-900	O-RING	-	1	1		
4	16959-KEJ-900	FILTER, CUP	-	1	1		
5	17508-KYY-900	RUBBER, RR. FUEL TANK MOUNTING	-	1	1		
6	17509-KVX-600	COLLAR, FUEL TANK MOUNT	-	1	1		
7	17520-K08-A40ZA	TANK SET, FUEL(WL)					
	TYPE2	-	1	1	-----	2DK,2KE,2NR,3KE,4NR,DK
	17520-K08-A40ZB	*TYPE1*	-	1	1	-----	2DK,2KE,2NR,3KE,4NR,DK
	17520-K08-L30ZA	*TYPE2*	-	-	1	-----	2LA,LA
	17520-K08-L30ZB	*TYPE1*	-	-	1	-----	2LA,LA
8	17611-K08-900	CUSHION, FR. FUEL TANK(PD) ..	-	2	2		
9	17620-K08-A41	CAP COMP., FUEL FILLER	-	1	1		
10	17681-K08-A40	TUBE, FUEL	-	1	1		
11	95002-02080	CLIP, TUBE(B8)	-	2	2		
12	95701-08035-08	BOLT, FLANGE, 8X35	-	1	1		

F-24

SEAT(CG110SHE)

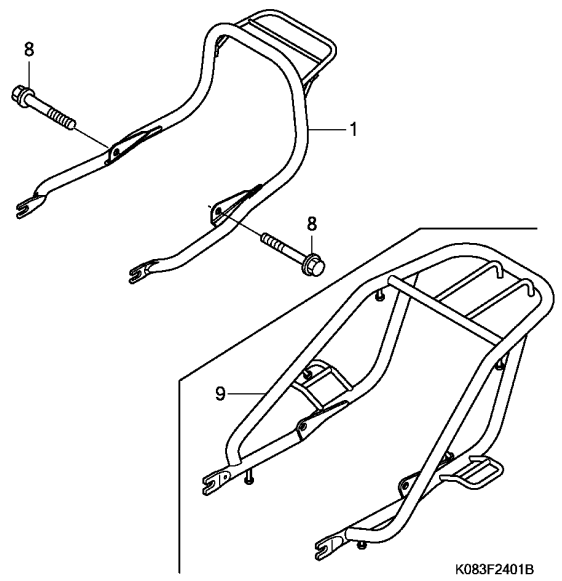
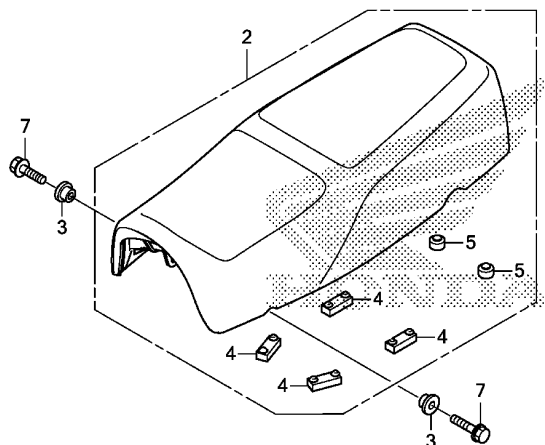


Ref. No.	L.O.N.	(Relative ref. Number) Description	F.R.T.
1	410165	CARRIER, LUGGAGE	0.1
2	4131E4	SEAT :DOUBLE	0.2

Ref. No.	Part No.	Description	Reqd. QTY			Serial No.	Parts catalogue code
			E	J	K		
1	50400-K08-900	PIPE COMP., RR. GRIP	1	-	-		
2	77200-K08-900	SEAT ASSY., DOUBLE	1	-	-		
3	77205-286-000	RUBBER B, SEAT SETTING	3	-	-		
4	81351-K08-900	COLLAR, 18X35.5	2	-	-		
5	92501-10090-0A	BOLT, HEX. CAP, 10X90	2	-	-		
6	94102-10000	WASHER, PLAIN, 10MM	2	-	-		
7	95701-08018-08	BOLT, FLANGE, 8X18	2	-	-		

F-24-1

SEAT(CG110SHJ/K)



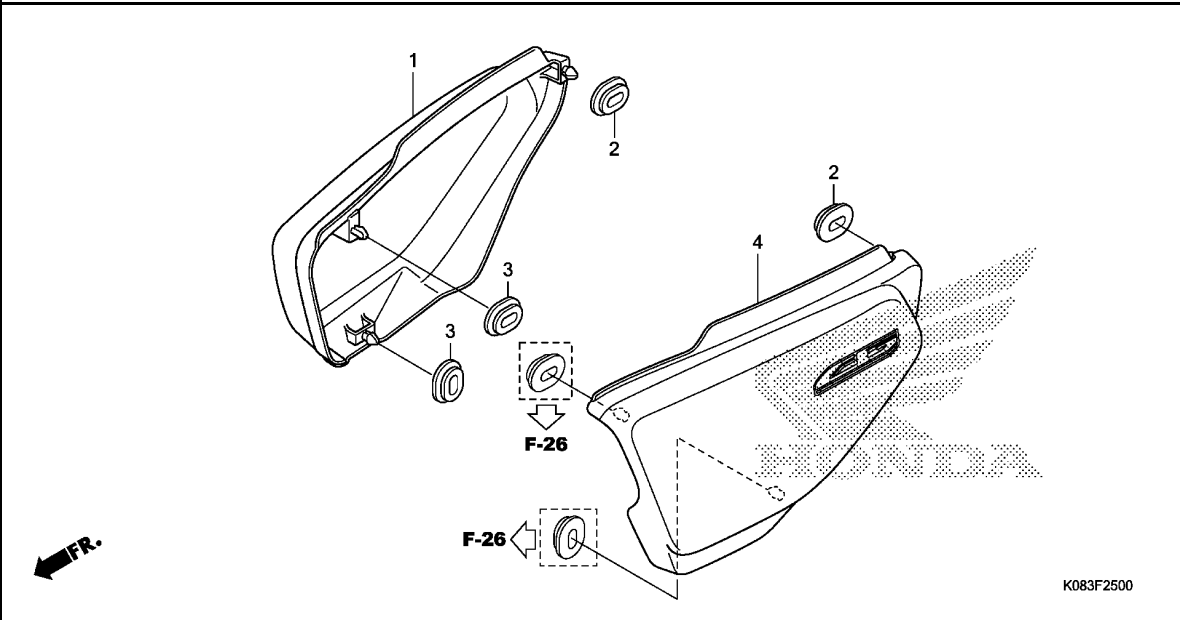
Ref. No.	L.O.N.	(Relative ref. Number) Description	F.R.T.
1		(9)	
410165		CARRIER, LUGGAGE	0.1
2	4131E4	SEAT :DOUBLE	0.2

3

Ref. No.	Part No.	Description	Reqd. QTY			Serial No.	Parts catalogue code
			E	J	K		
1	50400-K08-A40	RAIL, RR. GRAB	-	1	1	-----	2DK,2LA,2NR,4NR,DK,LA
2	77200-K08-A40	SEAT COMP., DOUBLE	-	1	1		
3	77201-KYA-600	COLLAR, 8X6.5	-	2	2		
4	77205-286-000	RUBBER B, SEAT SETTING	-	4	4		
5	77206-426-000	RUBBER, SEAT SETTING	-	2	2		
7	95701-08020-08	BOLT, FLANGE, 8X20	-	2	2		
8	95701-10055-08	BOLT, FLANGE, 10X55	-	2	2		
9	81200-K08-K20	CARRIER COMP., RR.	-	-	1	-----	2KE,3KE

F-25

SIDE COVER(CG110SHE)

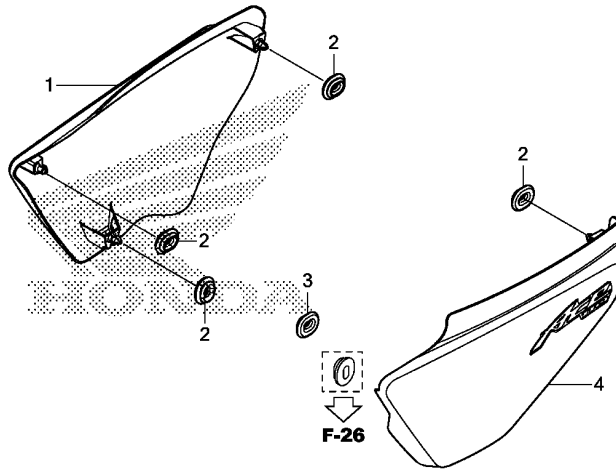


Ref. No.	L.O.N.	(Relative ref. Number) Description	F.R.T.
1	4111H9	COVER, SIDE :RIGHT	0.1
4	4111H8	COVER, SIDE :LEFT	0.1
	4111J0	COVER, SIDE :BOTH	0.1

Ref. No.	Part No.	Description	Reqd. QTY			Serial No.	Parts catalogue code
			E	J	K		
1	83520-K08-900	COVER SET, R. SIDE(WL)	1	-	-		
2	83542-KPN-900	GROMMET, SIDE COVER	2	-	-		
3	83551-GE2-000	GROMMET, AIR CLEANER CASE ...	2	-	-		
4	83620-K08-900	COVER SET, L. SIDE(WL)	1	-	-		

F-25-1

SIDE COVER(CG110SHJ/K)



←FR.

K083F2501

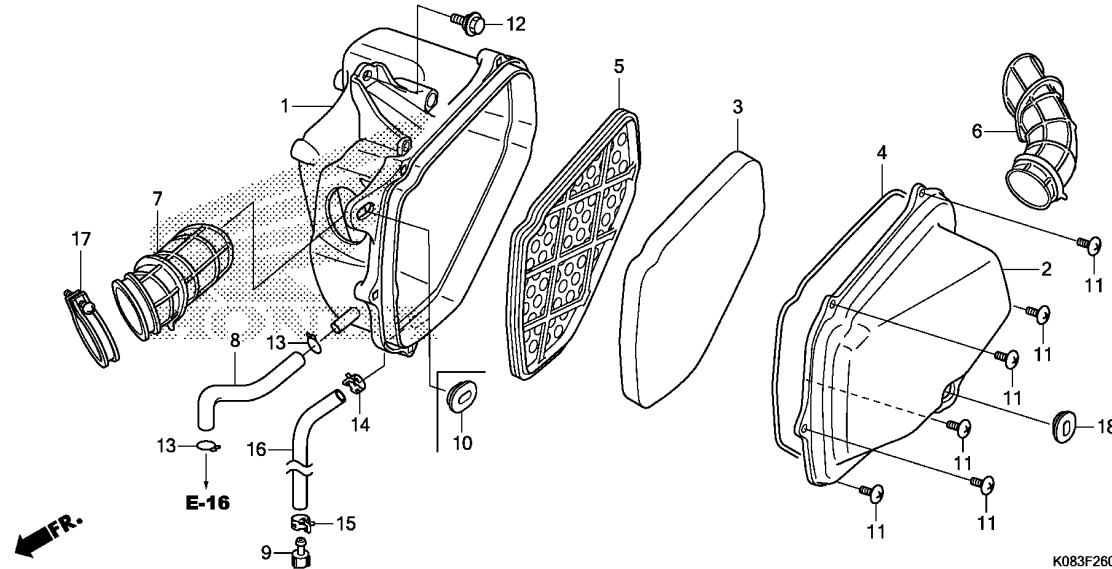
Ref. No.	L.O.N.	(Relative ref. Number) Description	F.R.T.
1	4111H9	COVER, SIDE :RIGHT	0.1
4	4111H8	COVER, SIDE :LEFT	0.1
	4111J0	COVER, SIDE :BOTH	0.1

3

Ref. No.	Part No.	Description	Reqd. QTY			Serial No.	Parts catalogue code
			E	J	K		
1	83520-K08-A40ZA	COVER SET, R. SIDE(WL)	-	1	1	-----	----- 3KE,4NR,DK
	83520-K08-N20ZA	*TYPE1*.....	-	-	1	-----	----- 2DK,2KE,2NR
	83520-K08-L30ZA	*TYPE1*.....	-	-	1	-----	----- 2LA
	83520-K08-L10ZA	*TYPE1*.....	-	-	1	-----	----- LA
2	83542-KPN-900	GROMMET, SIDE COVER	-	4	4		
3	83551-GE2-000	GROMMET, AIR CLEANER CASE ...	-	1	1		
4	83620-K08-A40ZA	COVER SET, L. SIDE(WL)	-	1	1	-----	----- 2DK,2KE,2NR,3KE,4NR,DK
	83620-K08-L30ZA	*TYPE1*.....	-	-	1	-----	----- 2LA,LA

F-26

AIR CLEANER

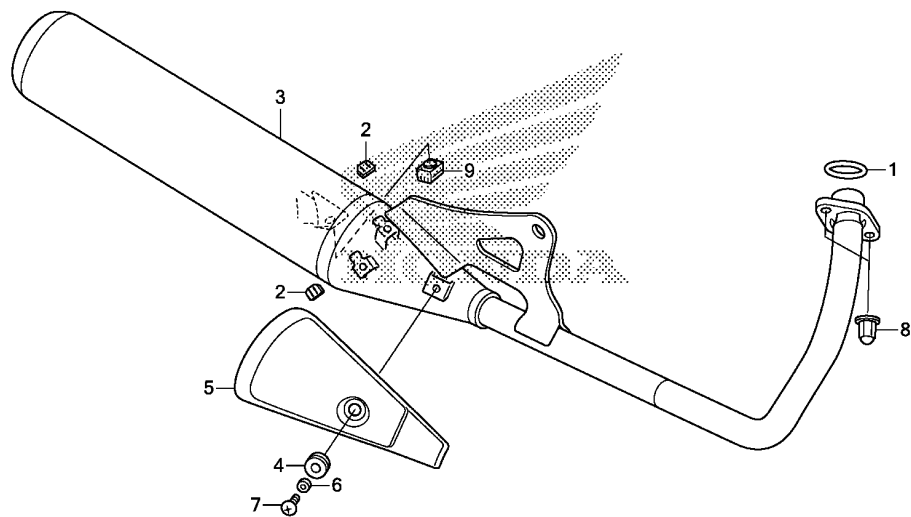


Ref. No.	L.O.N.	(Relative ref. Number) Description	F.R.T.
1	3121A5	CASE, AIR CLEANER	0.5
2	(6)	COVER, AIR CLEANER CASE	0.2
3	312102	COVER, AIR CLEANER CASE	0.2
3	312105	ELEMENT, AIR CLEANER	0.2
7	3121B6	TUBE, AIR CLEANER CONNECTING ..	0.5

Ref. No.	Part No.	Description	Reqd. QTY			Serial No.	Parts catalogue code
			E	J	K		
1	17210-K08-900	CASE, AIR CLEANER	1	1	1		
2	17220-K08-900	COVER, AIR CLEANER CASE	1	1	1		
3	17230-K08-900	ELEMENT, AIR CLEANER	1	1	1		
4	17240-K08-900	SEAL, AIR CLEANER CASE	1	1	1		
5	17250-K08-900	HOLDER COMP., ELEMENT GUARD ..	1	1	1		
6	17260-K08-900	DUCT, AIR CLEANER CASE	1	1	1		
7	17270-K08-900	TUBE, AIR CLEANER CONNECTING ..	1	1	1		
8	17280-K08-900	TUBE, BREATHER	1	1	1		
9	17370-419-700	PLUG, BREATHER TUBE	1	1	1		
10	83551-GE2-000	GROMMET, AIR CLEANER CASE ...	1	-	-		
11	90104-964-000	SCREW, 5X12	6	6	6		
12	90111-162-000	BOLT, FLANGE, 6MM	1	1	1		
13	90654-GFM-970	CLIP, TUBE(B12.5)	2	2	2		
14	95002-41050-00	CLAMP, TUBE(D10.5)	1	-	-		
	95002-41050-08	-	1	1		
15	95002-41050-08	CLAMP, TUBE(D10.5)	1	1	1		
16	95003-23039-31	TUBE, VINYL, 8X12X390 (95003-23001-60M)	1	1	1		
17	95018-46320	BAND, AIR CLEANER CONNECTING TUBE(46)	1	1	1		
18	83551-GE2-000	GROMMET, AIR CLEANER CASE ...	1	1	1		

F-28

EXHAUST MUFFLER(CG110SHE)



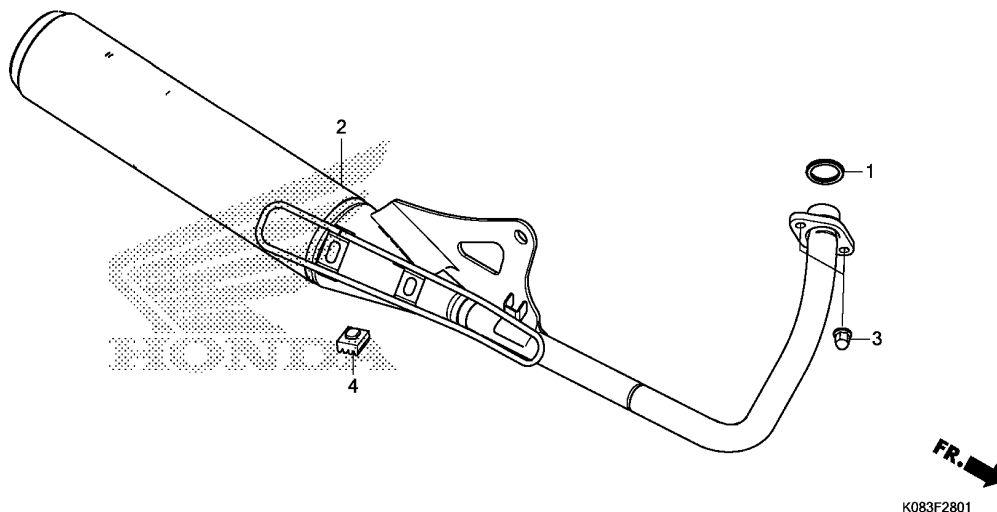
Ref. No.	L.O.N.	(Relative ref. Number) Description	F.R.T.
1	3131B4	GASKET, EXHAUST PIPE	0.2
3	313120	MUFFLER	0.2
5	313121	PROTECTOR, MUFFLER	0.1

3

Ref. No.	Part No.	Description	Reqd. QTY			Serial No.	Parts catalogue code
			E	J	K		
1	18291-GE2-920	GASKET, EX. PIPE	1	-	-		
2	18293-KYY-900	RUBBER, PROTECTOR PACKING ...	2	-	-		
3	18300-K08-900	MUFFLER COMP., EX.	1	-	-		
4	18345-KTJ-900	RUBBER, MUFFLER MOUNTING ...	1	-	-		
5	18355-K08-900	COVER, MUFFLER	1	-	-		
6	18422-KTJ-900	COLLAR, MUFFLER MOUNTING	1	-	-		
7	90107-KWK-900	BOLT, BODY COVER SETTING	1	-	-		
8	90305-KSP-900	NUT, EXHAUST PIPE, 8MM	2	-	-		
9	95011-61000	RUBBER A, STAND STOPPER	1	-	-		

F-28-1

EXHAUST MUFFLER(CG110SHJ/K)



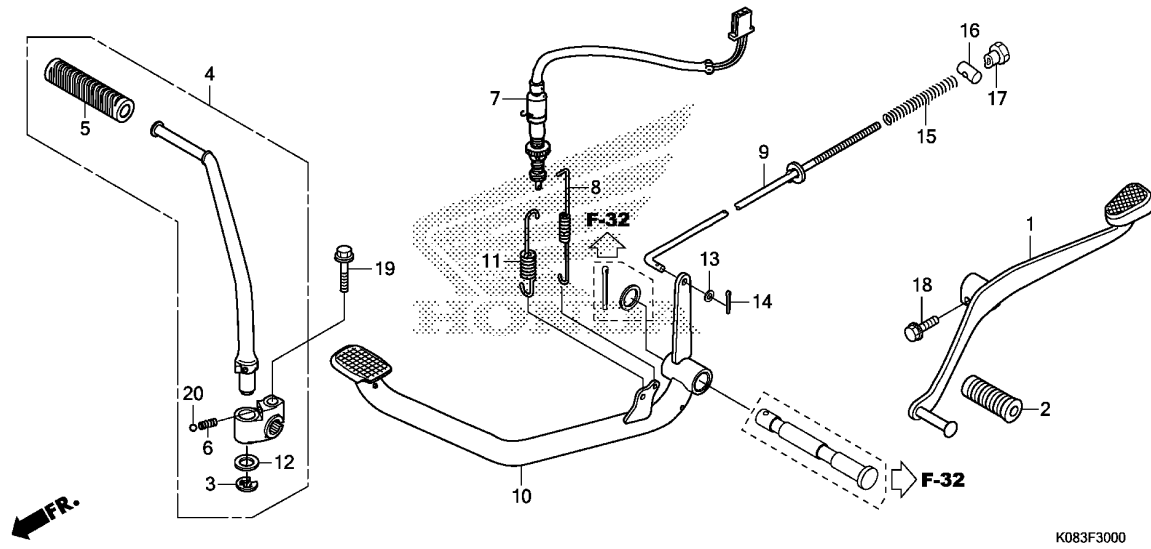
Ref. No.	L.O.N.	(Relative ref. Number) Description	F.R.T.
1	3131B4	GASKET, EXHAUST PIPE	0.2
2	313120	MUFFLER	0.2

Ref. No.	Part No.	Description	Reqd. QTY			Serial No.	Parts catalogue code
			E	J	K		
1	18291-GE2-920	GASKET, EX. PIPE	-	1	1		
2	18300-K08-A41	MUFFLER COMP., EX.	-	1	1		
3	90305-KSP-900	NUT, EXHAUST PIPE, 8MM	-	2	2		
4	95011-61000	RUBBER A, STAND STOPPER	-	1	1		

3

F-30

PEDAL



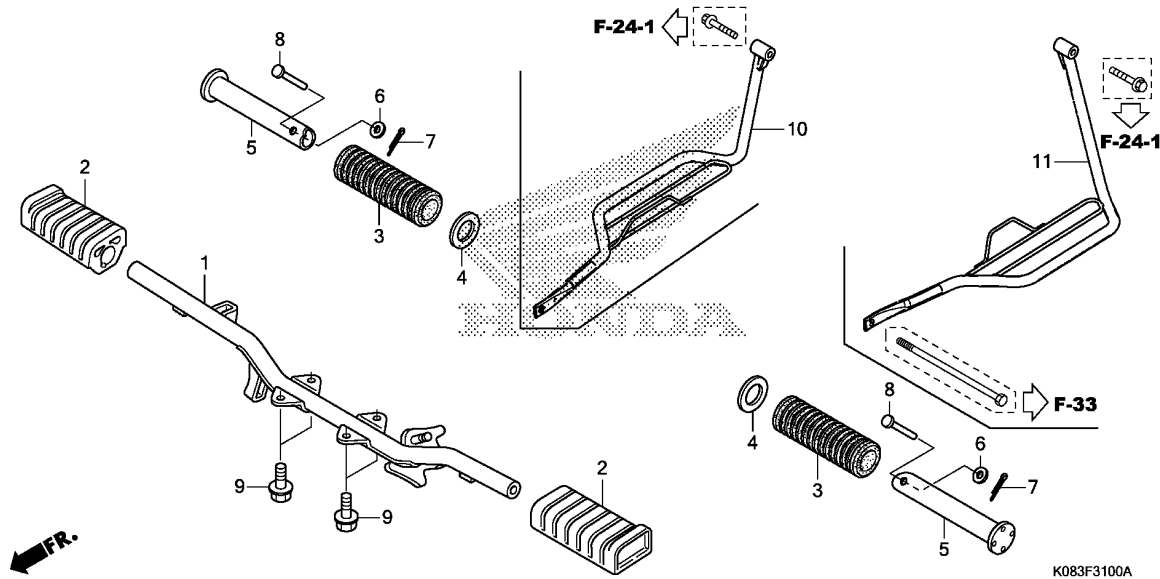
Ref. No.	L.O.N.	(Relative ref. Number) Description	F.R.T.
1	4101A1	PEDAL, GEAR CHANGE	0.1
4	112107	ARM, KICK STARTER	0.1
7	6151B5	SWITCH, REAR STOP :PEDAL SIDE	0.2
9	811135	ROD, REAR BRAKE	0.4
10	810160	PEDAL, REAR BRAKE	0.4

3

Ref. No.	Part No.	Description	Reqd. QTY			Serial No.	Parts catalogue code
			CG110SH	E	J K		
1	24701-K08-900	PEDAL, GEAR CHANGE	1	1	1		
2	24781-KR3-770	RUBBER, GEAR CHANGE PEDAL ...	1	1	1		
3	28293-333-000	CLIP, KICK STARTER ARM	1	1	1		
4	28300-K08-900	ARM ASSY., KICK STARTER	1	-	-		
	28300-K08-A40	-	1	1		
5	28311-KWS-900	RUBBER, KICK STARTER	1	1	1		
6	28333-KK0-000	SPRING, KICK STARTER	1	1	1		
7	35350-KWW-C01	SWITCH ASSY., RR. STOP	1	1	1		
8	35357-KWW-C00	SPRING, STOP SWITCH	1	1	1		
9	43451-K08-900	ROD, RR. BRAKE	1	1	1		
10	46500-K08-900	PEDAL COMP., BRAKE	1	-	-		
	46500-K08-A40	-	1	1		
11	46514-KCS-W60	SPRING, BRAKE PEDAL	1	1	1		
12	90505-KRM-860	WASHER, 15.5X22	1	1	1		
13	94101-05000	WASHER, PLAIN, 5MM	1	1	1		
14	94201-20150	PIN, SPLIT, 2.0X15	1	1	1		
15	95014-73100	SPRING A, BRAKE ROD	1	1	1		
16	95015-32001	JOINT B, BRAKE ARM	1	1	1		
17	95015-42000	NUT B, BRAKE ROD ADJUSTING ..	1	1	1		
18	95701-06020-08	BOLT, FLANGE, 6X20	1	1	1		
19	95701-08040-08	BOLT, FLANGE, 8X40	1	1	1		
20	96211-08000	BALL, STEEL, #8(1/4)	1	1	1		

F-31

STEP

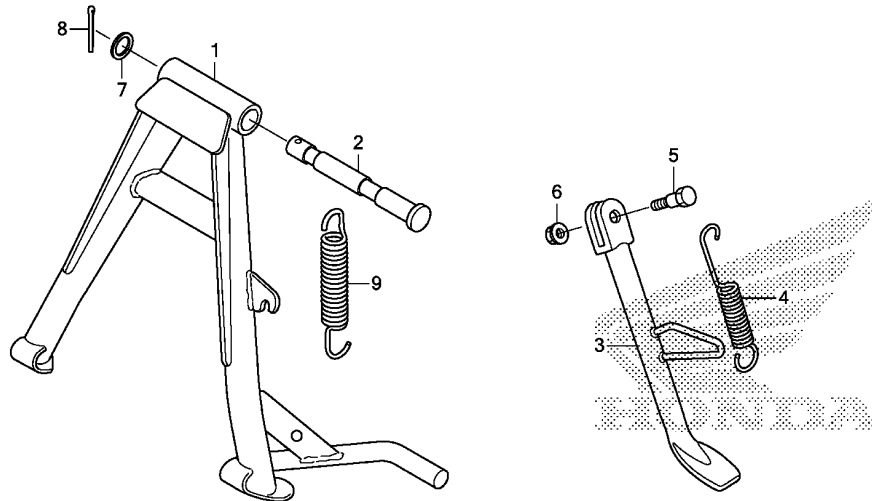


Ref. No.	L.O.N.	(Relative ref. Number) Description	F.R.T.
1	410145	BAR, STEP	0.3
2	4101D3	RUBBER, STEP :LEFT	0.1
	4101D4	RUBBER, STEP :RIGHT	0.1
	4101L8	RUBBER, STEP :BOTH	0.1
5		(3,10,11)	
	4101C7	BAR, PILLION STEP :LEFT	0.1
	4101C8	BAR, PILLION STEP :RIGHT	0.1
	4101P4	BAR, PILLION STEP :BOTH	0.2

Ref. No.	Part No.	Description	Reqd. QTY			Serial No.	Parts catalogue code
			E	J	K		
1	50610-K08-900	BAR COMP., STEP	1	1	1		
2	50661-383-670	RUBBER, STEP	2	2	2		
3	50710-405-000	RUBBER, PILLION STEP	2	-	-		
4	50712-405-000	WASHER, PILLION STEP	2	-	-		
5	50715-KCS-W20	BAR, PILLION STEP	2	-	-		
6	94101-06000	WASHER, PLAIN, 6MM	2	-	-		
7	94201-16150	PIN, SPLIT, 1.6X15	2	-	-		
8	95015-81000	PIN A, PILLION STEP	2	-	-		
9	95701-08018-08	BOLT, FLANGE, 8X18	4	4	4		
10	50715-K08-A40	BOAD COMP., R. PILLION STEP	-	1	1	-----	----- 2DK,2LA,2NR,4NR,DK,LA
	50715-K08-K20	-	-	1	-----	----- 2KE,3KE
11	50725-K08-A40	BOAD COMP., L. PILLION STEP	-	1	1	-----	----- 2DK,2LA,2NR,4NR,DK,LA
	50725-K08-K20	-	-	1	-----	----- 2KE,3KE

F-32

STAND



FR.

K083F3200

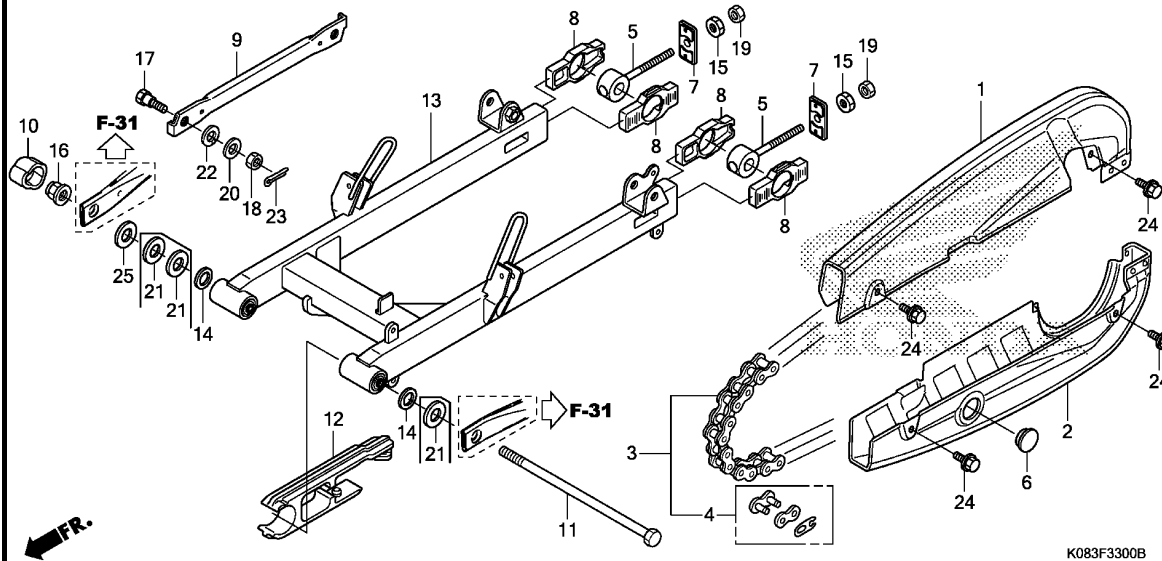
Ref. No.	L.O.N.	(Relative ref. Number) Description	F.R.T.
1		(2)	
410175		STAND, MAIN	0.4
3	410180	BAR, SIDE STAND	0.2
4	410182	SPRING, SIDE STAND	0.1
9	410176	SPRING, MAIN STAND	0.2

3

Ref. No.	Part No.	Description	Reqd. QTY			Serial No.	Parts catalogue code
			E	J	K		
1	50500-K08-900	STAND COMP., MAIN	1	-	-		
	50500-K08-A40	-	1	1	-----	2DK,2LA,2NR,4NR,DK,LA
	50500-K08-K20	-	-	1	-----	2KE,3KE
2	50526-KCS-W20	SHAFT, MAIN STAND PIVOT	1	1	1		
3	50530-KYY-900	BAR COMP., SIDE STAND	1	-	-		
	50530-K08-A40	-	1	1	-----	2DK,2LA,2NR,4NR,DK,LA
	50530-K08-K20	-	-	1	-----	2KE,3KE
4	50531-KVX-600	SPRING, SIDE STAND	1	1	1		
5	90109-KCW-870	SCREW, SIDE STAND PIVOT	1	1	1		
6	90304-VMO-770	NUT, U, 10MM	1	1	1		
7	90502-KCS-W20	WASHER, SPECIAL, 17.2X22	1	1	1		
8	94201-30250	PIN, SPLIT, 3.0X25	1	1	1		
9	95014-71702	SPRING G, MAIN STAND	1	1	1		

F-33

SWINGARM



Ref. No.	L.O.N.	(Relative ref. Number) Description	F.R.T.
1	4101L9	CASE, DRIVE CHAIN :UPPER	0.1
2	4101M0	CASE, DRIVE CHAIN :LOWER	0.1
3	4101P7	CASE, DRIVE CHAIN :BOTH	0.1
3	213165	CHAIN, DRIVE	0.3
9	7111H2	ARM, REAR BRAKE STOPPER	0.2
12	4101E5	SLIDER, CHAIN	0.2
13	5121B0	SWINGARM ASSEMBLY	1.0
	5121K8	SWINGARM ASSEMBLY(A)	0.8

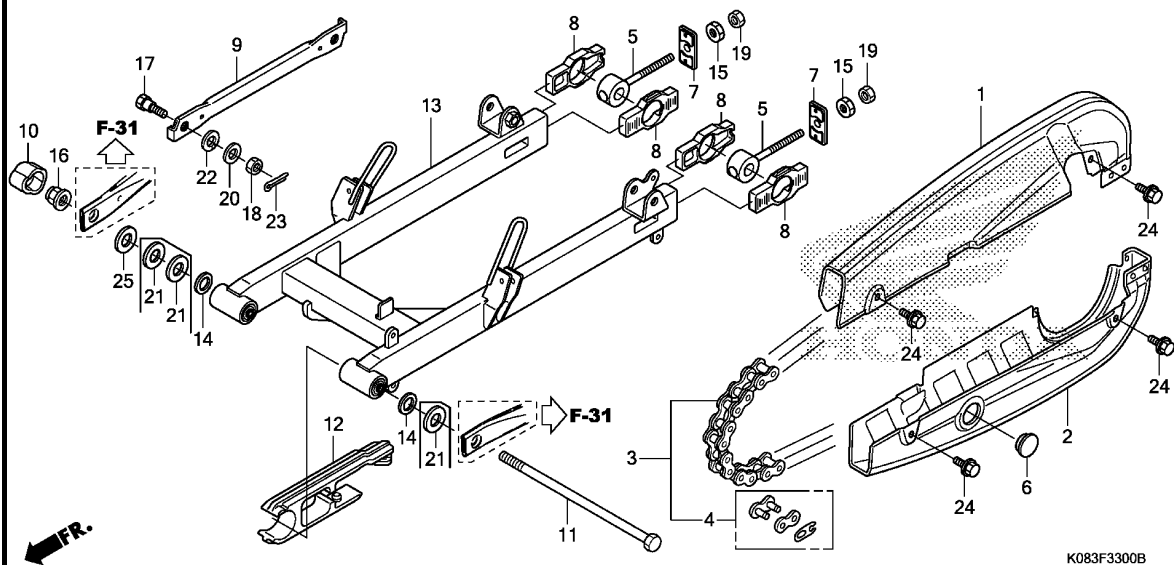
.NOTE: Pillion step boad type

Ref. No.	Part No.	Description	Reqd. QTY			Serial No.	Parts catalogue code
			CG110SH	E	J K		
1	40510-K08-900	CASE, DRIVE CHAIN UPPER	1	-	-		
	40510-K08-A40	-	1	1		
2	40520-K08-900	CASE, DRIVE CHAIN LOWER	1	1	1		
3	40530-K08-901	CHAIN, DRIVE(KMC428DF-108L)	1	-	-		
	40530-K08-A42	CHAIN, DRIVE(KMC428DH-108L)	-	1	1		
4	40531-KYY-901	JOINT, DRIVE CHAIN(KMC)	1	1	1		
5	40543-K08-900	ADJUSTER COMP., CHAIN	2	2	2		
6	40545-001-000	CAP, CHAIN CASE PEEP HOLE ...	1	1	1		
7	40546-K08-900	CAP, SWINGARM END	2	2	2		
8	40547-K08-900	ADJUSTER CASE, CHAIN	4	4	4		
9	43431-KWW-640	ARM, RR. BRAKE STOPPER	1	1	1		
10	44302-KTT-950	CAP, AXLE NUT	1	1	1		
11	52101-K08-900	BOLT, SWINGARM PIVOT	1	-	-		
	52101-K08-A40	-	1	1		
12	52170-K08-900	SLIDER, CHAIN	1	1	1		
13	52200-K08-900	SWINGARM SUB ASSY., RR.	1	-	-		
	52200-K08-A40	-	1	1		
14	90122-KWB-600	WASHER, PIVOT BOLT	2	2	2		
15	90302-KRS-830	NUT, SPECIAL, 6MM	2	2	2		
16	90306-KYA-601	NUT, FLANGE, 12MM(PT)	1	1	1		
17	92812-10000	BOLT A, STOPPER ARM	1	1	1		
18	94001-08000-OS	NUT, HEX., 8MM	1	1	1		
19	94001-06000-OS	NUT, HEX., 6MM	2	2	2		
20	94101-08000	WASHER, PLAIN, 8MM	1	1	1		
21	94101-12000	WASHER, PLAIN, 12MM	3	-	-		



F-33

SWINGARM



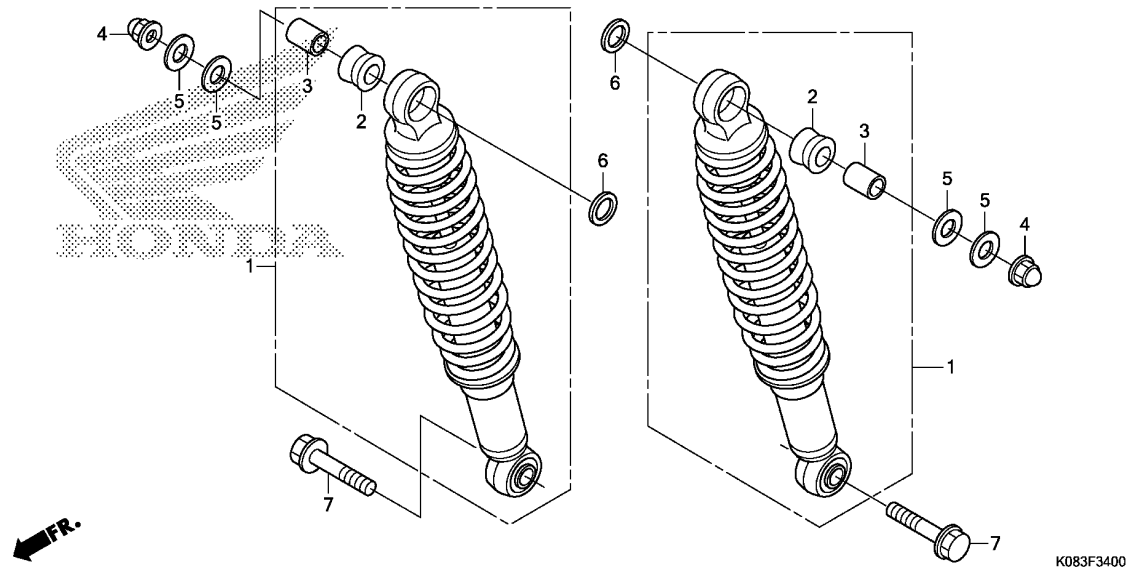
K083F3300B

Ref. No.	Part No.	Description	Reqd. QTY			Serial No.	Parts catalogue code
			CG110SH				
			E	J	K		
22	94111-10000	WASHER, SPRING, 10MM	1	1	1		
23	94201-20150	PIN, SPLIT, 2.0X15	1	1	1		
24	95701-06010-00	BOLT, FLANGE, 6X10	4	4	4		
25	94101-12000	WASHER, PLAIN, 12MM	1	1	1		

3

F-34

REAR CUSHION(CG110SHE)



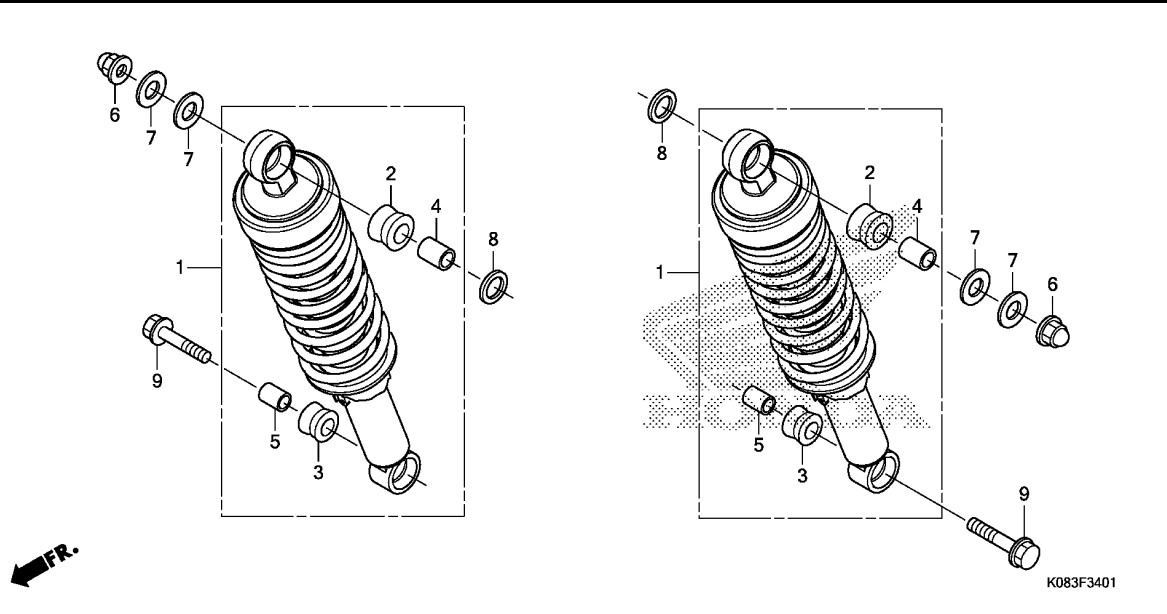
Ref. No.	L.O.N.	(Relative ref. Number) Description	F.R.T.
1	5121B6	CUSHION ASSY., REAR :LEFT	0.2
	5121B7	CUSHION ASSY., REAR :RIGHT	0.2
	5121B8	CUSHION ASSY., REAR :BOTH	0.3

Ref. No.	Part No.	Description	Reqd. QTY			Serial No.	Parts catalogue code
			CG110SH	E	J		
1	52400-K08-902	CUSHION ASSY., RR.	2	-	-		
2	52485-K08-901	BUSH, RUBBER UPPER	2	-	-		
3	52487-KRF-H71	COLLAR, RUBBER BUSH UPPER (CHUANNAN ABSORBER)	2	-	-		
4	90301-KVX-600	NUT, FLANGE CAP, 10MM	2	-	-		
5	90502-KVX-600	WASHER, PLAIN, 10MM	4	-	-		
6	94102-12000	WASHER, PLAIN, 12MM	2	-	-		
7	95801-10035-08	BOLT, FLANGE, 10X35	2	-	-		



F-34-1

REAR CUSHION(CG110SHJ/K)



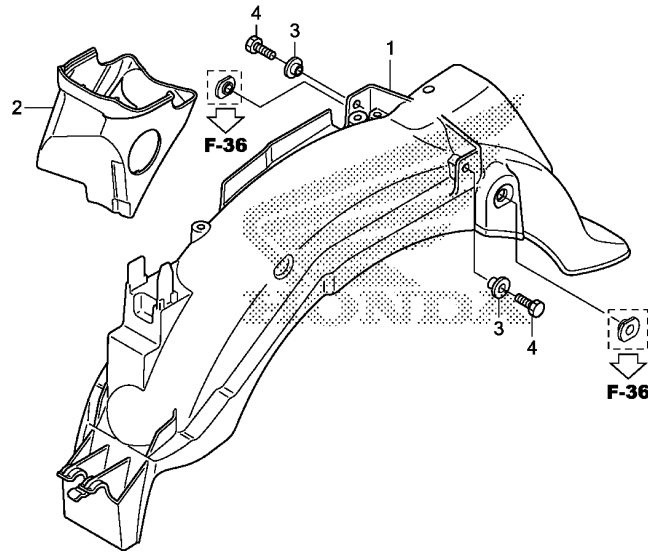
Ref. No.	L.O.N.	(Relative ref. Number) Description	F.R.T.
1	5121B6	CUSHION ASSY., REAR :LEFT	0.2
	5121B7	CUSHION ASSY., REAR :RIGHT	0.2
	5121B8	CUSHION ASSY., REAR :BOTH	0.3



Ref. No.	Part No.	Description	Reqd. QTY			Serial No.	Parts catalogue code
			E	J	K		
1	52400-K08-A41	CUSHION ASSY., RR.	-	2	2		
2	52485-K08-A41	BUSH, RUBBER UPPER	-	2	2		
3	52486-K08-A41	BUSH, RUBBER LOWER	-	2	2		
4	52487-K08-A41	COLLAR, RUBBER BUSH UPPER	-	2	2		
5	52488-K08-A41	COLLAR, RUBBER BUSH LOWER	-	2	2		
6	90301-KVX-600	NUT, FLANGE CAP, 10MM	-	2	2		
7	90502-KVX-600	WASHER, PLAIN, 10MM	-	4	4		
8	94102-12000	WASHER, PLAIN, 12MM	-	2	2		
9	95801-10035-08	BOLT, FLANGE, 10X35	-	2	2		

F-35

REAR FENDER



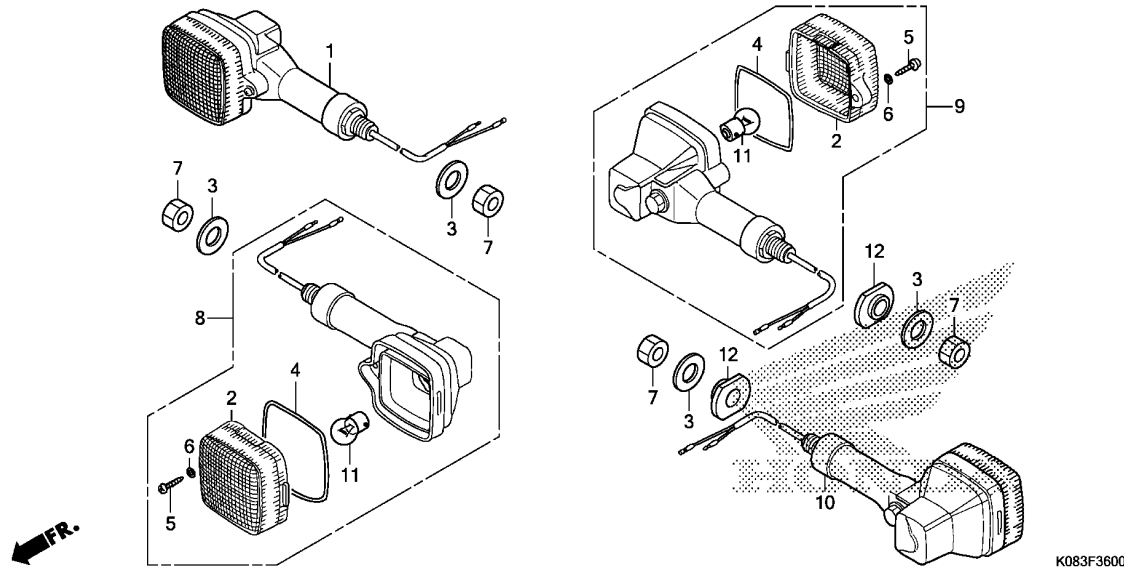
K083F3500

Ref. No.	L.O.N. (Relative ref. Number)	Description	F.R.T.
1	413102	FENDER, REAR	0.7

Ref. No.	Part No.	Description	Reqd. QTY			Serial No.	Parts catalogue code
			E	J	K		
1	80100-K08-900	FENDER, RR.	1	-	-		
	80100-K08-A40	-	1	1		
2	80150-K08-900	COVER, WATER PROOF	1	1	1		
3	90512-KRH-900	WASHER, 6.5X20	2	2	2		
4	92101-06018-0A	BOLT, HEX., 6X18	2	2	2		

F-36

WINKER(CG110SHE)



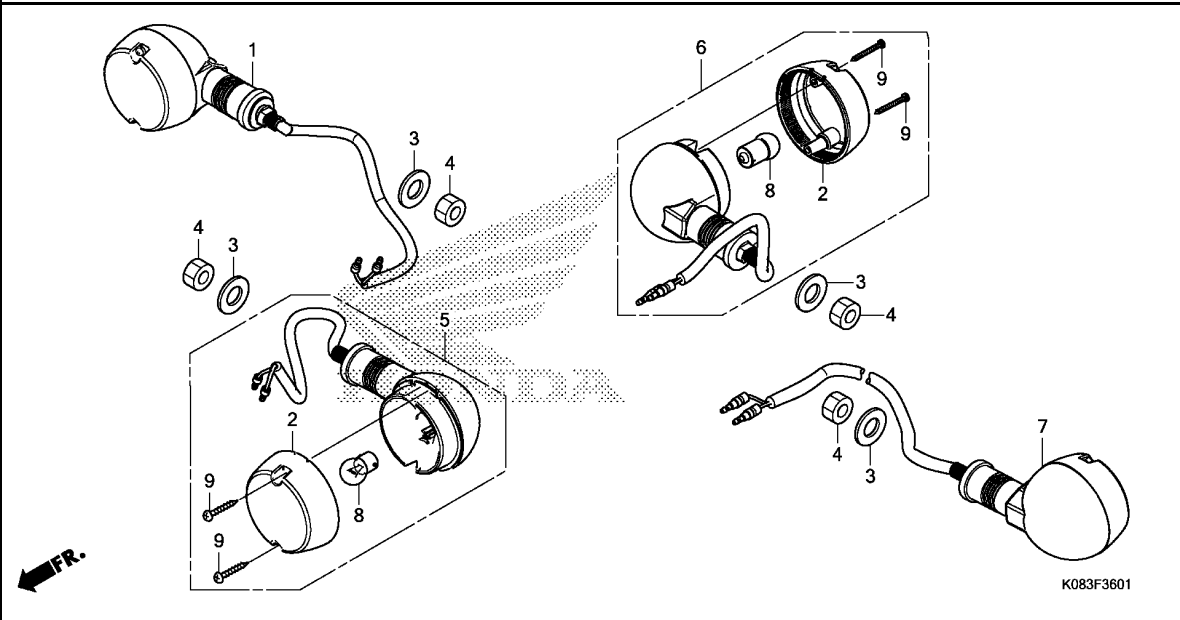
Ref. No.	L.O.N.	(Relative ref. Number) Description	F.R.T.
1	6161C4	WINKER :RIGHT FRONT	0.2
8	6161C3	WINKER :LEFT FRONT	0.2
	6161C5	WINKER :BOTH FRONT	0.3
9	6161C7	WINKER :RIGHT REAR	0.3
10	6161C6	WINKER :LEFT REAR	0.3
	6161C8	WINKER :BOTH REAR	0.4
11		(2,4)	
	616133	BULB, WINKER :FRONT	0.1
		.NOTE: Same time for two units	
	616139	BULB, WINKER :REAR	0.1
		.NOTE: Same time for two units	
	6161G0	BULB, WINKER :FOR 1 VEHICLE ..	0.2

3

Ref. No.	Part No.	Description	Reqd. QTY			Serial No.	Parts catalogue code
			E	J	K		
1	33400-K08-901	WINKER ASSY., R. FR.	1	-	-		
2	33402-K08-900	LENS, WINKER(STANLEY)	4	-	-		
3	33404-K08-901	WASHER, PLAIN(10MM)	4	-	-		
4	33405-K08-900	GASKET, LENS	4	-	-		
5	33407-K08-900	SCREW, TAPPING, 4.2X13	4	-	-		
6	33408-K08-900	PACKING, SEAL	4	-	-		
7	33409-K08-901	NUT, HEX., 10MM	4	-	-		
8	33450-K08-901	WINKER ASSY., L. FR.	1	-	-		
9	33600-K08-901	WINKER ASSY., R. RR.	1	-	-		
10	33650-K08-901	WINKER ASSY., L. RR.	1	-	-		
11	34907-K08-901	BULB(12V10W)	4	-	-		
12	80103-K08-900	PLATE, RR. WINKER	2	-	-		

F-36-1

WINKER(CG110SHJ/K)



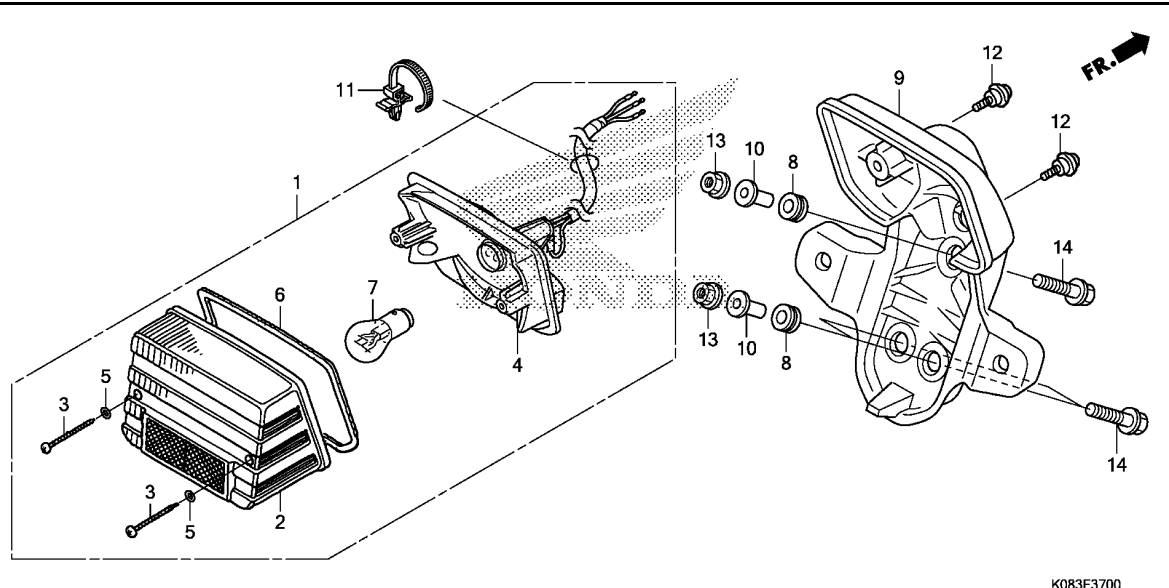
Ref. No.	L.O.N.	(Relative ref. Number) Description	F.R.T.
1	6161C4	WINKER :RIGHT FRONT	0.2
5	6161C3	WINKER :LEFT FRONT	0.2
	6161C5	WINKER :BOTH FRONT	0.3
6	6161C7	WINKER :RIGHT REAR	0.3
7	6161C6	WINKER :LEFT REAR	0.3
	6161C8	WINKER :BOTH REAR	0.4
8	616133	BULB, WINKER :FRONT	0.1
		.NOTE: Same time for two units	
	616139	BULB, WINKER :REAR	0.1
		.NOTE: Same time for two units	
	6161G0	BULB, WINKER :FOR 1 VEHICLE ..	0.2

Ref. No.	Part No.	Description	Reqd. QTY			Serial No.	Parts catalogue code
			E	J	K		
1	33400-K08-A41	WINKER ASSY., R. FR.(12V 10W)	-	1	1		
2	33402-K08-A41	LENS, WINKER	-	4	4		
3	33404-K08-901	WASHER, PLAIN(10MM)	-	4	4		
4	33409-K08-A40	NUT, HEX., 10MM	-	4	4		
5	33450-K08-A41	WINKER ASSY., L. FR.(12V 10W)	-	1	1		
6	33600-K08-A41	WINKER ASSY., R. RR.(12V 10W)	-	1	1		
7	33650-K08-A41	WINKER ASSY., L. RR.(12V 10W)	-	1	1		
8	34904-K08-A41	BULB, WINKER LIGHT(12V 10W) -	-	4	4		
9	90101-K08-A41	SCREW, TAPPING	-	8	8		



F-37

TAILLIGHT



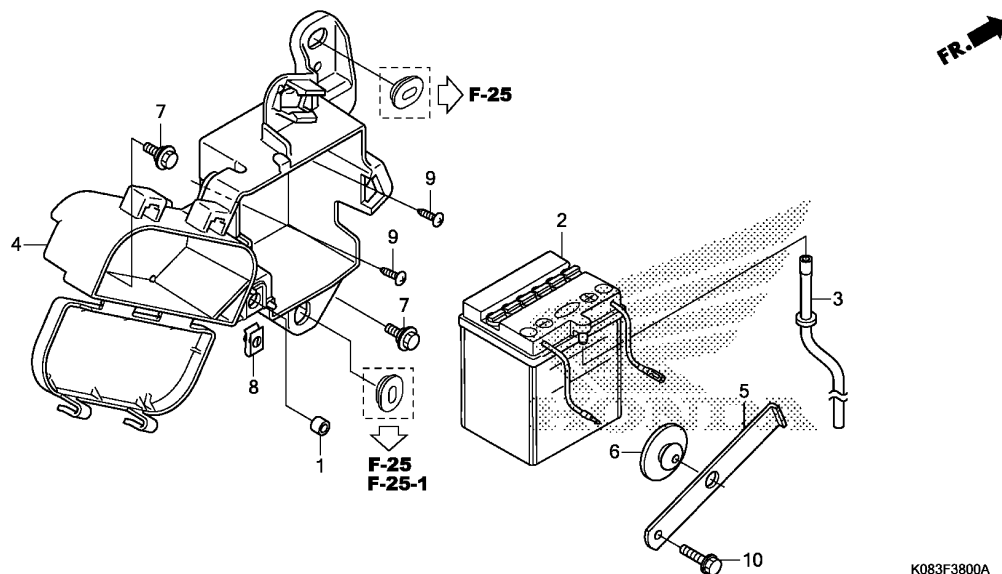
Ref. No.	L.O.N.	(Relative ref. Number) Description	F.R.T.
1	6161D5	TAILLIGHT UNIT	0.4
4	6161E2	BASE, TAILLIGHT	0.4
7		(2,6)	
	6161G1	BULB, TAILLIGHT	0.1
9	4131K7	BRACKET, NUMBER PLATE	0.4

3

Ref. No.	Part No.	Description	Reqd. QTY			Serial No.	Parts catalogue code
			E	J	K		
1	33701-K08-901	TAILLIGHT UNIT(12V 21/5W) ...	1	-	-		
	33701-K08-A41	-	1	1		
2	33702-K08-901	LENS COMP., TAILLIGHT	1	-	-		
	33702-K08-A41	-	1	1		
3	33703-K08-900	SCREW, TAPPING, 3.9X25	2	2	2		
4	33705-K08-901	SOCKET COMP., TAILLIGHT	1	-	-		
	33705-K08-A41	-	1	1		
5	33706-K08-900	PACKING, SEAL	2	2	2		
6	33709-K08-900	PACKING	1	1	1		
7	34906-K08-901	BULB, STOP & TAILLIGHT					
		(12V 21/5W)	1	-	-		
	34906-K08-A41	-	1	1		
8	61103-357-000	RUBBER, FR. FENDER MOUNTING ..	3	3	3		
9	84701-K08-900	BRACKET, NUMBER PLATE	1	-	-		
	84701-K08-A40	-	1	1		
10	84704-KYY-970	COLLAR, NUMBER PLATE BRACKET	3	3	3		
11	90113-GFC-J31	STRAP, CABLE	1	-	-		
	91540-GFC-890	CLIP, HARNESS BAND	-	1	1		
12	90117-KCS-650	SCREW, PAN, 5X13	2	2	2		
13	94050-06080	NUT, FLANGE, 6MM	3	3	3		
14	95701-06025-08	BOLT, FLANGE, 6X25	3	3	3		

F-38

BATTERY(1)



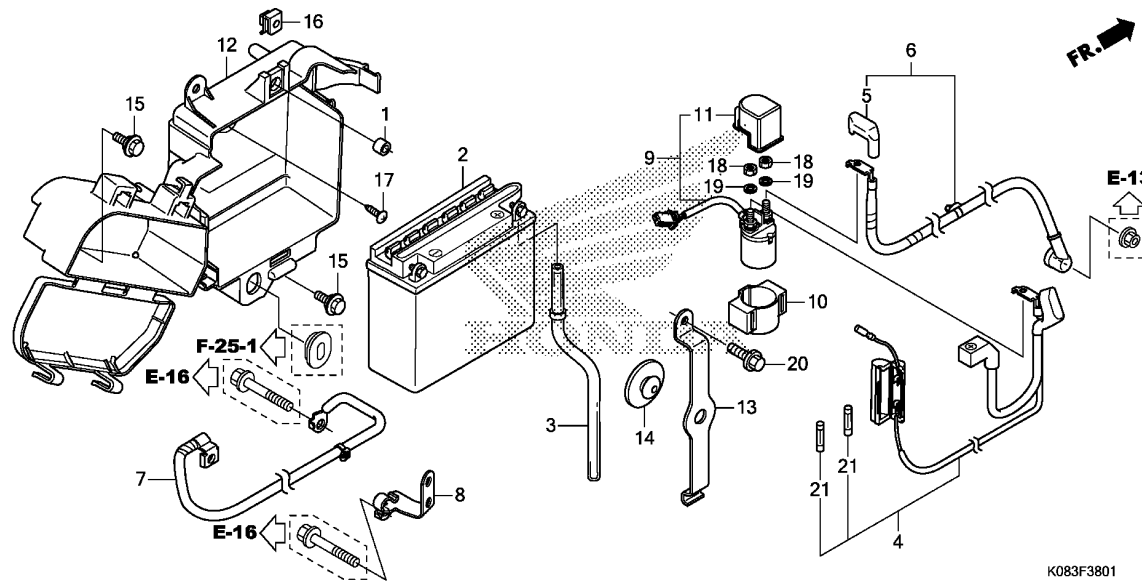
Ref. No.	L.O.N.	(Relative ref. Number) Description	F.R.T.
2	610100	BATTERY	0.2
4	410185	BOX, BATTERY	0.3

Ref. No.	Part No.	Description	Reqd. QTY			Serial No.	Parts catalogue code
			E	J	K		
1	17223-KVX-600	COLLAR, AIR CLEANER	1	1	1	-----	3KE,4NR,DK,KE,LA
2	31500-K08-902	BATTERY (12M2.5L-C) (YUSAN) (ENGLISH)	1	1	1	-----	3KE,4NR,DK,KE
	31500-K08-901	BATTERY (2.5L-C) (YUSAN) (ENGLISH)	1	1	-	-----	
	31500-K08-L11	BATTERY (12M2.5L-C) (YUSAN) (SPANISH)	-	-	1	-----	LA
3	31502-K08-900	TUBE, BATTERY BREATHER	1	1	1	-----	3KE,4NR,DK,KE,LA
4	50325-K08-900	BOX, BATTERY	1	1	1	-----	3KE,4NR,DK,KE,LA
5	50326-K08-900	BAND, BATTERY	1	1	1	-----	3KE,4NR,DK,KE,LA
6	83618-323-000	RUBBER, BATTERY BOX	1	1	1	-----	3KE,4NR,DK,KE,LA
7	90111-162-000	BOLT, FLANGE, 6MM	2	2	2	-----	3KE,4NR,DK,KE,LA
8	90311-KSH-900	NUT, CLIP, 6MM	1	1	1	-----	3KE,4NR,DK,KE,LA
9	93903-25380	SCREW, TAPPING, 5X16	2	2	2	-----	3KE,4NR,DK,KE,LA
10	95701-06016-00	BOLT, FLANGE, 6X16	1	1	1	-----	3KE,4NR,DK,KE,LA



F-38-1

BATTERY(2)



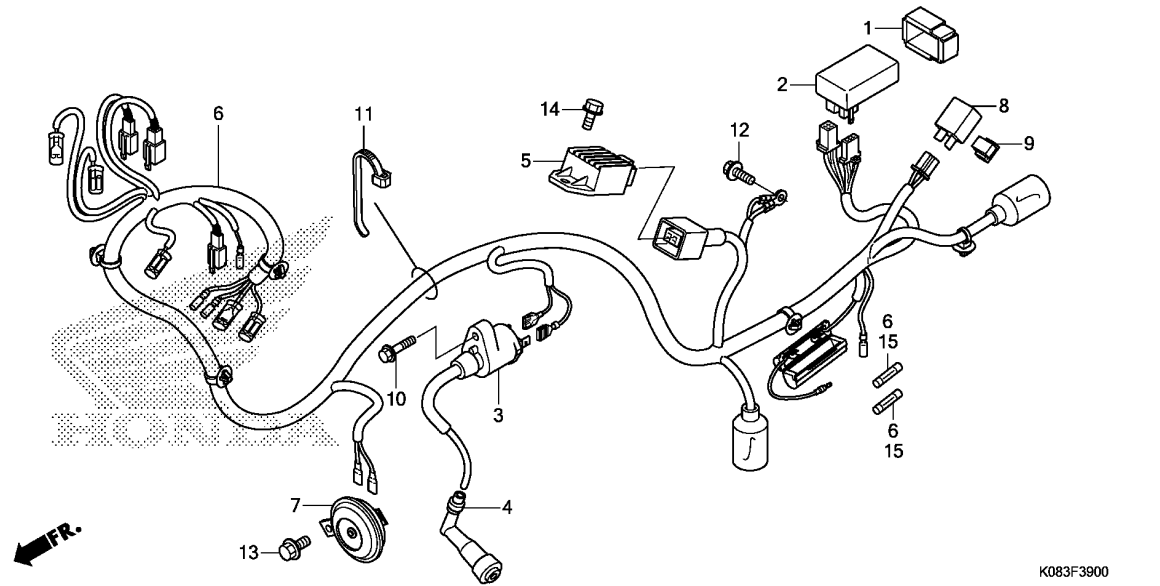
Ref. No.	L.O.N.	(Relative ref. Number) Description	F.R.T.
2	610100	BATTERY	0.2
4	610105	CABLE, POSITIVE BATTERY	0.2
6	612115	CABLE, STARTER MOTOR	0.3
7	610110	CABLE, NEGATIVE BATTERY	0.3
9	615113	SWITCH, STARTER MAGNETIC	0.3
12	4101CT	BOX, BATTERY(A)	0.5

3

Ref. No.	Part No.	Description	Reqd. QTY		Serial No.	Parts catalogue code
			CG110SH	E		
1	17223-KVX-600	COLLAR, AIR CLEANER	-	1	2DK,2KE,2LA,2NR	
2	31500-KYV-T01	BATTERY(12M5S-3B)(YUSAN)	-	1	2DK,2KE,2NR	
	31500-K09-M01	BATTERY(12M5S-3B)(YUSAN)	-	1	2LA	
3	31502-K08-900	TUBE, BATTERY BREATHER	-	1	2DK,2KE,2LA,2NR	
4	32401-K08-N20	CABLE, STARTER MAGNETIC	-	1	2DK,2KE,2LA,2NR	
5	32406-KEH-660	COVER B, STARTER MAGNETIC	-	1	2DK,2KE,2LA,2NR	
6	32410-K08-N20	CABLE, STARTER MOTOR	-	1	2DK,2KE,2LA,2NR	
7	32601-K08-N20	CABLE, BATTERY EARTH	-	1	2DK,2KE,2LA,2NR	
8	32699-K08-N20	CLAMPER A, HARNESS	-	1	2DK,2KE,2LA,2NR	
9	35850-K08-N21	SWITCH ASSY., STARTER MAGNETIC	-	1	2DK,2KE,2LA,2NR	
10	35856-KYY-930	RUBBER A, SHOCK	-	1	2DK,2KE,2LA,2NR	
11	35857-K08-N21	RUBBER B, SHOCK	-	1	2DK,2KE,2LA,2NR	
12	50325-K08-N20	BOX, BATTERY	-	1	2DK,2KE,2LA,2NR	
13	50326-K08-N20	BAND, BATTERY	-	1	2DK,2KE,2LA,2NR	
14	83618-323-000	RUBBER, BATTERY BOX	-	1	2DK,2KE,2LA,2NR	
15	90111-162-000	BOLT, FLANGE, 6MM	-	2	2DK,2KE,2LA,2NR	
16	90311-KSH-900	NUT, CLIP, 6MM	-	1	2DK,2KE,2LA,2NR	
17	93903-25380	SCREW, TAPPING, 5X16	-	2	2DK,2KE,2LA,2NR	
18	94002-06080-0S	NUT, HEX., 6MM	-	2	2DK,2KE,2LA,2NR	
19	94111-06800	WASHER, SPRING, 6MM	-	2	2DK,2KE,2LA,2NR	
20	95701-06016-00	BOLT, FLANGE, 6X16	-	1	2DK,2KE,2LA,2NR	
21	98200-21000	FUSE B(10A)	-	2	2DK,2KE,2LA,2NR	

F-39

WIRE HARNESS(1)

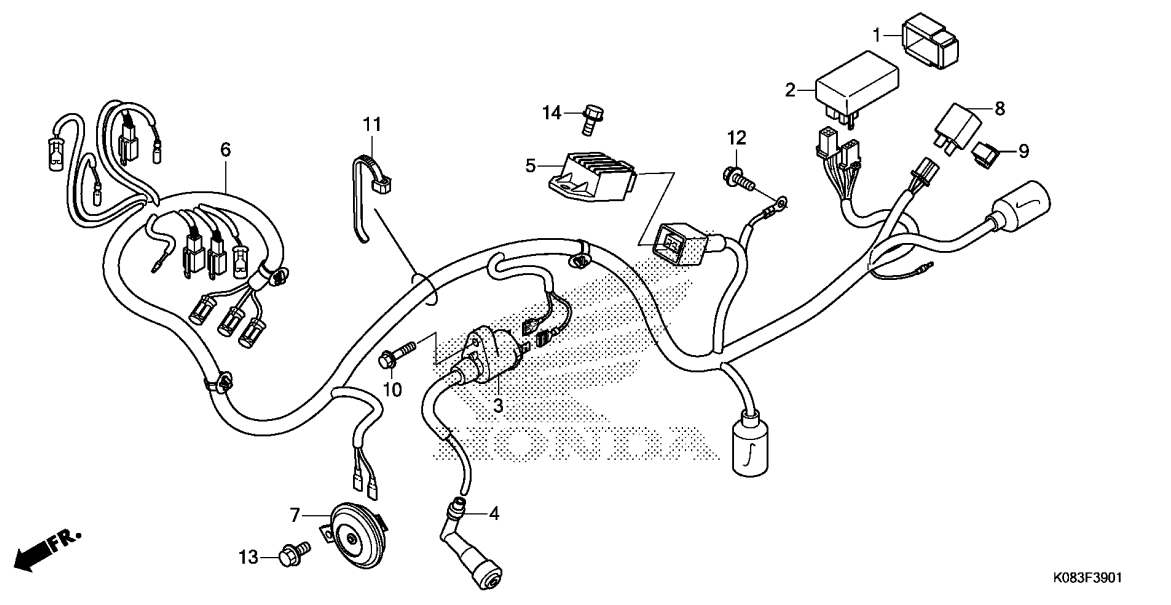


Ref. No.	L.O.N.	(Relative ref. Number) Description	F.R.T.
2	6141A1	IGNITION CONTROL MODULE	0.5
3	614105	COIL, IGNITION	0.3
5	6131B2	RECTIFIER, REGULATE	0.5
6	611100	HARNESS, WIRE	1.0
7	616169	HORN	0.1
8	6111C3	RELAY, WINKER	0.2

Ref. No.	Part No.	Description	Reqd. QTY			Serial No.	Parts catalogue code
			CG110SH	E	J K		
1	30401-K08-901	CUSHION, C.D.I. UNIT	1	-	-		
	30401-K08-A40	-	1	1	-----	3KE,4NR,DK,LA
2	30410-K08-901	C.D.I. UNIT	1	-	-		
	30410-K08-A41	-	1	1	-----	3KE,4NR,DK,LA
3	30510-K08-901	COIL COMP., IGNITION	1	-	-		
	30510-K08-A41	-	1	1	-----	3KE,4NR,DK,LA
4	30700-KTT-C01	CAP ASSY., NOISE SUPPRESSOR	1	-	-		
	30700-K08-A41	-	1	1	-----	3KE,4NR,DK,LA
5	31600-K08-901	RECTIFIER COMP., REGULATOR ..	1	1	1	-----	3KE,4NR,DK,KE,LA
6	32100-K08-900	HARNESS, WIRE	1	-	-		
	32100-K08-A40	-	1	1	-----	3KE,4NR,DK,LA
7	38110-K08-901	HORN ASSY., HIGH	1	-	-		
	38110-K08-A41	-	1	1	-----	3KE,4NR,DK,LA
8	38301-KVX-601	RELAY COMP., WINKER	1	-	-		
	38301-K08-A41	-	1	1	-----	3KE,4NR,DK,LA
9	38306-KYY-970	SUSPENSION, WINKER RELAY	1	-	-		
	38306-K08-A41	-	1	1	-----	3KE,4NR,DK,LA
10	90112-GK8-010	BOLT, FLANGE, 5X22	1	1	1	-----	3KE,4NR,DK,KE,LA
11	90620-KRF-T00	BAND, WIRE, 235MM	1	1	1	-----	3KE,4NR,DK,KE,LA
12	95701-06010-08	BOLT, FLANGE, 6X10	1	1	1	-----	3KE,4NR,DK,KE,LA
13	95701-06012-02	BOLT, FLANGE, 6X12	1	1	1	-----	3KE,4NR,DK,KE,LA
14	95701-06012-08	BOLT, FLANGE, 6X12	1	1	1	-----	3KE,4NR,DK,KE,LA
15	98200-10700	FUSE(7A)	2	2	2	-----	3KE,4NR,DK,KE,LA

F-39-1

WIRE HARNESS(2)



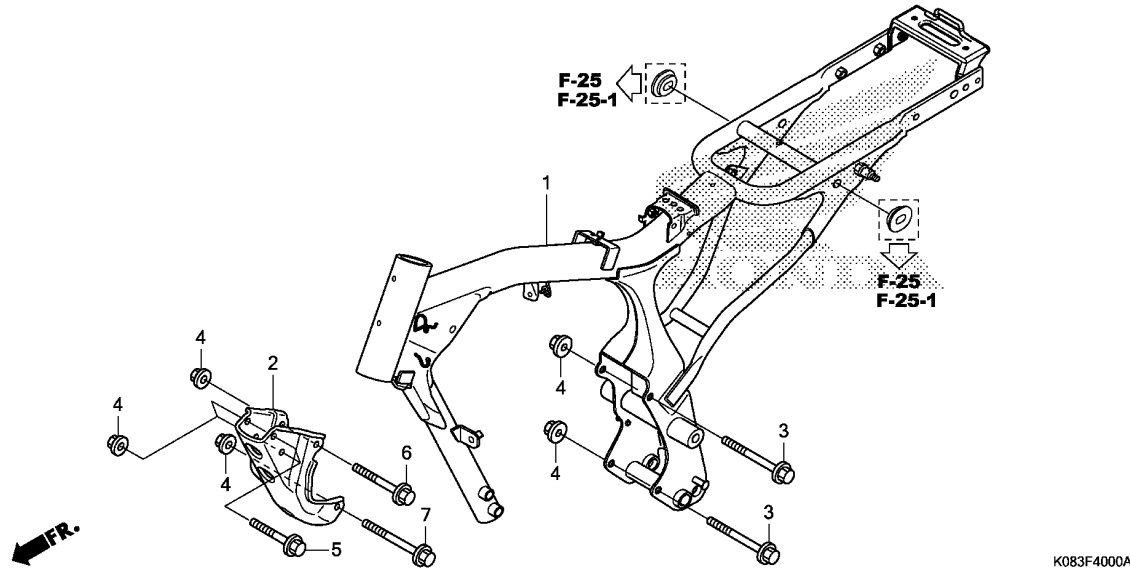
Ref. No.	L.O.N.	(Relative ref. Number) Description	F.R.T.
2	6141A1	IGNITION CONTROL MODULE	0.5
3	614105	COIL, IGNITION	0.3
5	6131B2	RECTIFIER, REGULATE	0.5
6	611100	HARNESS, WIRE	1.0
7	616169	HORN	0.1
8	6111C3	RELAY, WINKER	0.2

3

Ref. No.	Part No.	Description	Reqd. QTY			Serial No.	Parts catalogue code
			E	J	K		
1	30401-K08-A40	CUSHION, C.D.I. UNIT	-	-	1	-----	2DK,2KE,2LA,2NR
2	30410-K08-A41	C.D.I. UNIT	-	-	1	-----	2DK,2KE,2LA,2NR
3	30510-K08-A41	COIL COMP., IGNITION	-	-	1	-----	2DK,2KE,2LA,2NR
4	30700-K08-A41	CAP ASSY., NOISE SUPPRESSOR ..	-	-	1	-----	2DK,2KE,2LA,2NR
5	31600-K08-901	RECTIFIER COMP., REGULATOR ..	-	-	1	-----	2DK,2KE,2LA,2NR
6	32100-K08-N20	HARNESS, WIRE	-	-	1	-----	2DK,2KE,2LA,2NR
7	38110-K08-A41	HORN ASSY., HIGH	-	-	1	-----	2DK,2KE,2LA,2NR
8	38301-K08-A41	RELAY COMP., WINKER	-	-	1	-----	2DK,2KE,2LA,2NR
9	38306-K08-A41	SUSPENSION, WINKER RELAY	-	-	1	-----	2DK,2KE,2LA,2NR
10	90112-GK8-010	BOLT, FLANGE, 5X22	-	-	1	-----	2DK,2KE,2LA,2NR
11	90620-KRF-T00	BAND, WIRE, 235MM	-	-	1	-----	2DK,2KE,2LA,2NR
12	95701-06010-08	BOLT, FLANGE, 6X10	-	-	1	-----	2DK,2KE,2LA,2NR
13	95701-06012-02	BOLT, FLANGE, 6X12	-	-	1	-----	2DK,2KE,2LA,2NR
14	95701-06012-08	BOLT, FLANGE, 6X12	-	-	1	-----	2DK,2KE,2LA,2NR

F-40

FRAME BODY

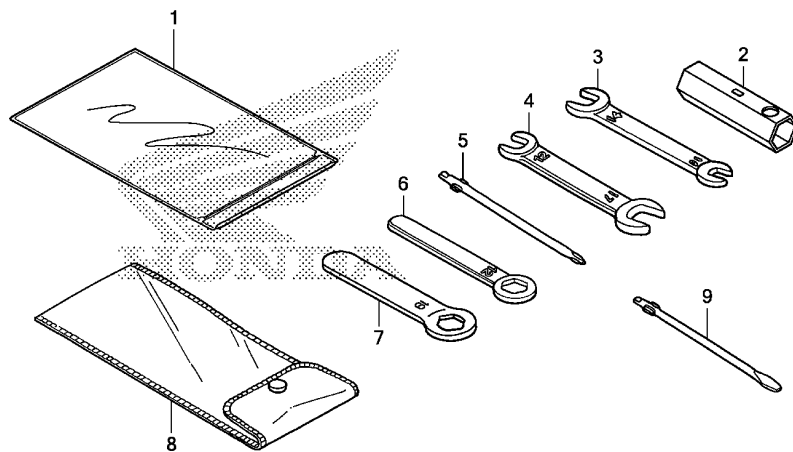


Ref. No.	L.O.N.	(Relative ref. Number) Description	F.R.T.
1	410100	BODY, FRAMEINCLUDES: Engine removal and installation	5.5
2	4101N0	PLATE, FRONT ENGINE HANGER ...	0.2

Ref. No.	Part No.	Description	Reqd. QTY			Serial No.	Parts catalogue code
			E	J	K		
1	50100-K08-900	BODY COMP., FRAME	1	-	-		
	50100-K08-A40	-	1	1	-----	DK,LA
	50100-K08-K20	-	-	1	-----	2DK,2KE,2LA,2NR,3KE,4NR
2	50351-K08-900	PLATE, FR. ENGINE HANGER	1	-	-		
	50351-K08-A40	-	1	1	-----	3KE,4NR,DK,LA
	50351-K08-N20	-	-	1	-----	2DK,2LA,2NR
3	90019-399-010	BOLT, FLANGE, 10X110	2	2	2		
4	94050-10000	NUT, FLANGE, 10MM	6	6	6		
5	95801-10065-00	BOLT, FLANGE, 10X65	2	2	2		
6	95801-10085-00	BOLT, FLANGE, 10X85	1	1	1		
7	95801-10095-00	BOLT, FLANGE, 10X95	1	1	1		

F-49

TOOLS



K083F4900A

Ref. L.O.N. (Relative ref. Number) F.R.T.
No. Description

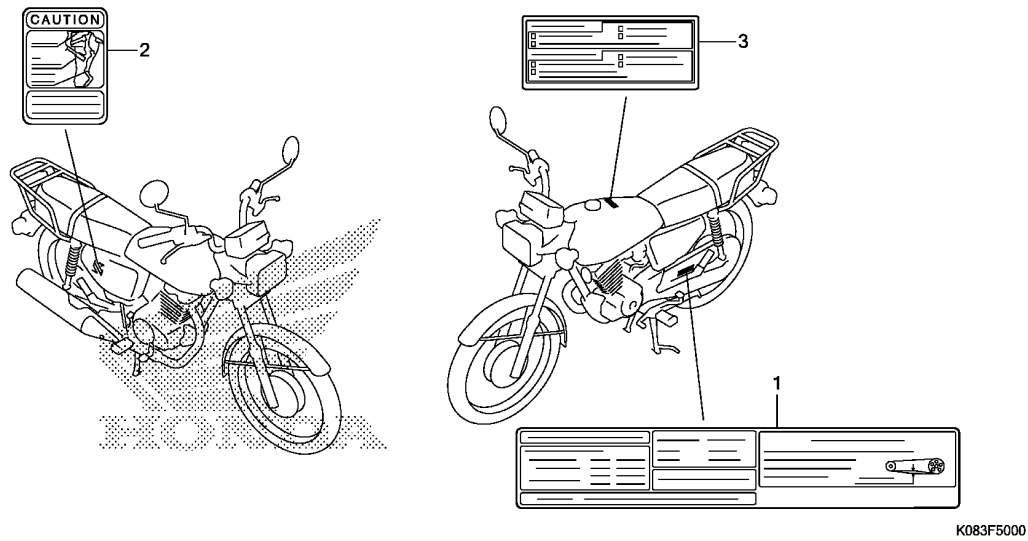
NO INFORMATION

3

Ref. No.	Part No.	Description	Reqd. QTY			Serial No.	Parts catalogue code
			E	J	K		
1	77251-342-000	BAG, SERVICE BOOK	1	-	-		
	77251-GR1-000	-	1	1		
2	89216-KRM-860	WRENCH, SPARK PLUG	1	1	1		
3	99001-10140	SPANNER, 10X14	1	1	1		
4	99001-12170	SPANNER, 12X17	1	-	-		
5	99003-10000	DRIVER 1, PLUS SCREW(NO.2) ..	1	-	-		
6	99006-12000	HANDLE, EYE WRENCH, 12MM	1	1	1		
7	99006-19000	WRENCH, EYE, 19MM	1	1	1		
8	99008-01600	BAG, TOOL, 160MM	1	1	1		
9	99003-30000	DRIVER 3, MINUS SCREW(NO.2) ..	-	1	1		

F-50

CAUTION LABEL



Ref. L.O.N. (Relative ref. Number) F.R.T.
 No. Description

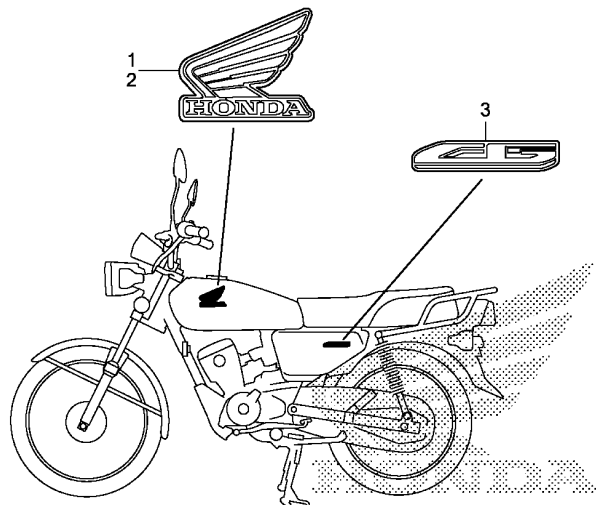
NO INFORMATION

Ref. No.	Part No.	Description	Reqd. QTY			Serial No.	Parts catalogue code
			E	J	K		
1	87505-K08-900	LABEL, TIRE & DRIVE CHAIN ...	1	-	-		
	87505-K08-A40	-	1	1	-----	2DK,2KE,2NR,3KE,4NR,DK
	87505-K08-L30	-	-	1	-----	2LA,LA
2	87506-K08-900	MARK, BATTERY CAUTION(ENGLISH)	1	1	1	-----	3KE,4NR,DK,KE
	87506-K08-N20	-	-	1	-----	2DK,2KE,2NR
	87506-K08-L30	MARK, BATTERY CAUTION(SPANISH)	-	-	1	-----	2LA
	87506-K08-L10	-	-	1	-----	LA
3	87560-KYY-970ZA	LABEL, DRIVE CAUTION *TYPE1*.....	1	-	-		



F-51

MARK(CG110SHE)



K083F5100

Ref. No.	L.O.N.	(Relative ref. Number)	Description	F.R.T.
----------	--------	------------------------	-------------	--------

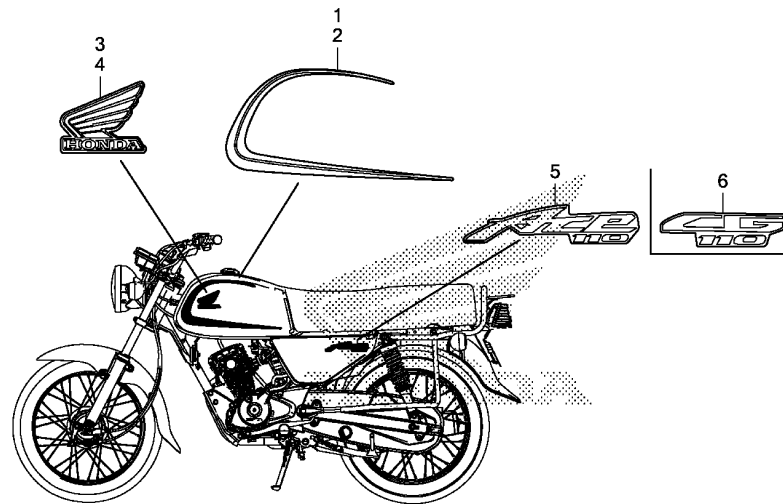
NO INFORMATION

3

Ref. No.	Part No.	Description	Reqd. QTY			Serial No.	Parts catalogue code
			E	J	K		
1	86171-KYY-900ZB	MARK, R. WING					
		TYPE2	1	-	-		
	86171-KYY-900ZH	*TYPE6*	1	-	-		
2	86172-KYY-900ZB	MARK, L. WING					
		TYPE2	1	-	-		
	86172-KYY-900ZH	*TYPE6*	1	-	-		
3	86831-K08-900	MARK, SIDE COVER	2	-	-		

F-51-1

MARK(CG110SHJ/K)



K083F5101A

Ref. L.O.N. (Relative ref. Number) F.R.T.
No. Description

NO INFORMATION

Ref. No.	Part No.	Description	Reqd. QTY			Serial No.	Parts catalogue code
			E	J	K		
1	86173-K08-A40ZA	STRIPE, R. FUEL TANK	-	1	1	-----	2DK,2KE,2NR,3KE,4NR,DK
		TYPE2.....	-	1	1	-----	2DK,2KE,2NR,3KE,4NR,DK
	86173-K08-A40ZB	*TYPE1*.....	-	1	1	-----	2DK,2KE,2NR,3KE,4NR,DK
2	86174-K08-A40ZA	STRIPE, L. FUEL TANK	-	1	1	-----	2DK,2KE,2NR,3KE,4NR,DK
		TYPE2.....	-	1	1	-----	2DK,2KE,2NR,3KE,4NR,DK
	86174-K08-A40ZB	*TYPE1*.....	-	1	1	-----	2DK,2KE,2NR,3KE,4NR,DK
3	86201-K08-A40ZA	MARK, R. WING (83MM)	-	1	1	-----	
		TYPE2.....	-	1	1	-----	
	86201-K08-A40ZB	*TYPE1*.....	-	1	1	-----	
4	86202-K08-A40ZA	MARK, L. WING (83MM)	-	1	1	-----	
		TYPE2.....	-	1	1	-----	
	86202-K08-A40ZB	*TYPE1*.....	-	1	1	-----	
5	86831-K08-A40ZA	MARK, SIDE COVER	-	2	2	-----	2DK,2KE,2NR,3KE,4NR,DK
		TYPE1.....	-	2	2	-----	2DK,2KE,2NR,3KE,4NR,DK
6	86831-K08-L30ZA	MARK, SIDE COVER	-	-	2	-----	2LA,LA
		TYPE1.....	-	-	2	-----	2LA,LA



PART NO. INDEX

Part Number	Page	Ref.	Part Number	Page	Ref.	Part Number	Page	Ref.	Part Number	Page	Ref.	Part Number	Page	Ref.									
06000			13000			15441-KWS-900 46 10 15651-KWS-900 40 3			17000			22847-KCC-900 41 9 22870-K08-900 62 2 22870-K08-A41 62 2			28251-KWS-900 52 3 28262-KWS-900 52 4 28265-KWB-600 52 5 28271-KYY-900 52 6 28281-KWB-600 52 7 28293-333-000 90 3 28300-K08-900 90 4 28300-K08-A40 90 4 28311-KWS-900 90 5 28333-KK0-000 90 6								
06179-K08-900	62	1	13000-K08-900	48	1	16000			17111-K08-900	35	8	23000			23121-K08-900 48 7 23211-K08-A50 49 1 23211-KYY-900 49 1 23221-K08-A50 49 2 23221-KYY-900 49 2 23415-KPH-900 49 3 23421-K08-A50 49 4 23421-KYY-900 49 4 23431-K08-A50 49 5 23431-KYY-900 49 5 23441-K08-A50 49 6 23441-KYY-900 49 6 23451-K08-A50 49 7 23451-KYY-901 49 7 23461-K08-A50 49 8 23461-KYY-901 49 8 23471-K08-A50 49 9 23471-KYY-901 49 9 23481-K08-A50 49 10 23481-KYY-901 49 10 23801-GF6-000 49 11 23802-GN5-910 49 12 23911-KWS-900 49 13			30000			30401-K08-901 103 1 30401-K08-A40 103 1 30410-K08-901 103 2 30410-K08-A41 103 2 30510-K08-901 103 3 30510-K08-A41 103 3 30700-K08-A41 103 4 30700-KTT-C01 103 4		
06410-KFL-850	78	1	13011-K08-900	48	2	16010-K08-901	53	1	17111-K08-A40	35	8	31000			31110-K08-901 44 1 31110-K08-A41 44 1 31110-K08-N21 44 1 31120-K08-901 44 2 31120-K08-A41 44 2 31124-KYY-900 40 13 31200-KPH-C00 51 3 31200-KYY-931 45 1 31201-KYY-931 45 2 31205-KYY-931 45 3 31209-KYY-931 45 4 31500-K08-901 101 2 31500-K08-902 101 2 31500-K08-L11 101 2 31500-K09-M01 102 2 31500-KYV-T01 102 2 31502-K08-900 101 3 31600-K08-901 102 3 31600-K08-901 104 5 31917-KPH-901 35 9								
06420-K08-900	78	2	13011-K08-N20	48	2	16011-K08-A41	55	1	17111-K08-A41	35	8	24000			24211-KWS-900 51 1 24212-KWS-900 51 2 24241-KPH-C00 51 3 24301-KWS-900 51 4 24301-KYY-B30 51 4 24410-KVS-900 51 5 24430-KRM-B10 51 6 24436-KRM-840 51 7 24610-K08-A50 51 8 24610-KYY-900 51 8 24651-KSP-910 51 9 24652-KRM-840 51 10 24701-K08-900 90 1 24781-KR3-770 90 2			32000			32100-K08-900 103 6 32100-K08-A40 103 6 32100-K08-N20 104 6 32161-404-000 62 3 32401-K08-N20 102 4 32406-KEH-660 102 5 32410-K08-N20 102 6 32601-K08-N20 102 7		
06421-K08-900	78	3	13021-K08-900	48	2	16012-K08-901	53	2	17115-KYY-000	35	19	28000			28111-KYY-901 42 1 28120-K09-C01 42 2 28128-K79-E00 42 3 28131-KYY-900 42 4 28132-KWS-900 42 5 28211-K08-A40 52 1 28211-KWS-900 52 1 28221-K08-A40 52 2 28221-KWS-900 52 2 28251-K08-A40 52 3								
06421-K08-A40	78	3	13031-K08-900	48	2	16012-K08-A41	55	2	17210-K08-900	87	1	26000			26100-K08-901 41 1 26115-KWS-900 41 2 26120-K08-901 41 3 26201-K09-C01 41 4 26211-K09-C01 41 5 26255-K08-901 41 6 26261-K09-C01 41 7 26241-K08-901 41 8 26281-KYY-900 40 4 26281-166-000 40 5 26281-KYY-900 40 6								
06430-K08-A40	72	1	13031-K08-N20	48	2	16012-K08-K01	53	2	17220-K08-900	87	2	27000			27100-K08-901 41 1 27115-KWS-900 41 2 27120-K08-901 41 3 27201-K09-C01 41 4 27211-K09-C01 41 5 27255-K08-901 41 6 27261-K09-C01 41 7 27241-K08-901 41 8 27281-KYY-900 40 4 27281-166-000 40 5 27281-KYY-900 40 6								
06430-K08-900	77	1	13101-K08-900	48	3	16013-K08-A41	55	3	17230-K08-900	87	3	28000			28111-KYY-901 42 1 28120-K09-C01 42 2 28128-K79-E00 42 3 28131-KYY-900 42 4 28132-KWS-900 42 5 28211-K08-A40 52 1 28211-KWS-900 52 1 28221-K08-A40 52 2 28221-KWS-900 52 2 28251-K08-A40 52 3								
06430-KSY-880	77	1	13102-K08-900	48	3	16013-KPH-C01	53	3	17240-K08-900	87	4	29000			29100-K08-901 41 1 29115-KWS-900 41 2 29120-K08-901 41 3 29201-K09-C01 41 4 29211-K09-C01 41 5 29255-K08-901 41 6 29261-K09-C01 41 7 29241-K08-901 41 8 29281-KYY-900 40 4 29281-166-000 40 5 29281-KYY-900 40 6								
06430-KSY-900	72	1	13103-K08-900	48	3	16015-K08-A41	55	4	17250-K08-900	87	5	30000			30100-K08-901 103 1 30100-K08-A40 103 1 30110-K08-901 104 1 30110-K08-901 103 2 30110-K08-A41 103 2 30110-K08-901 103 3 30110-K08-A41 103 3 30124-KYY-900 103 4 30124-KYY-931 104 4 30120-K08-901 103 4 30120-K08-A41 103 4 30124-KYY-900 40 13 30120-KPH-C00 51 3 30120-KYY-931 45 1 301201-KYY-931 45 2 301205-KYY-931 45 3 301209-KYY-931 45 4 301500-K08-901 101 2 301500-K08-902 101 2 301500-K08-L11 101 2 301500-K09-M01 102 2 301500-KYV-T01 102 2 301502-K08-900 101 3 301600-K08-901 102 3 301600-K08-901 104 5 301917-KPH-901 35 9								
06440-K08-900	74	1	13111-KWS-900	48	4	16015-KZA-W01	53	4	17260-K08-900	87	6	31000			31110-K08-901 44 1 31110-K08-A41 44 1 31110-K08-N21 44 1 31120-K08-901 44 2 31120-K08-A41 44 2 31124-KYY-900 40 13 31200-KPH-C00 51 3 31200-KYY-931 45 1 31201-KYY-931 45 2 31205-KYY-931 45 3 31209-KYY-931 45 4 31500-K08-901 101 2 31500-K08-902 101 2 31500-K08-L11 101 2 31500-K09-M01 102 2 31500-KYV-T01 102 2 31502-K08-900 101 3 31600-K08-901 102 3 31600-K08-901 104 5 31917-KPH-901 35 9								
06440-K08-A40	74	2	13115-KWS-900	48	5	16016-K08-A41	55	5	17270-K08-900	87	7	32000			32100-K08-900 103 6 32100-K08-A40 103 6 32100-K08-N20 104 6 32161-404-000 62 3 32401-K08-N20 102 4 32406-KEH-660 102 5 32410-K08-N20 102 6 32601-K08-N20 102 7								
06441-K08-900	74	2	13412-KWS-900	48	6	16016-KPH-651	53	5	17280-K08-900	87	8	33000			33100-K08-901 103 1 33110-K08-901 104 1 33120-K08-901 103 2 33120-K08-A41 103 2 33124-KYY-900 40 13 33120-KPH-C00 51 3 33120-KYY-931 45 1 331201-KYY-931 45 2 331205-KYY-931 45 3 331209-KYY-931 45 4 331500-K08-901 101 2 331500-K08-902 101 2 331500-K08-L11 101 2 331500-K09-M01 102 2 331500-KYV-T01 102 2 331502-K08-900 101 3 331600-K08-901 102 3 331600-K08-901 104 5 331917-KPH-901 35 9								
06441-K08-A40	74	1	14000			16017-K08-A41	55	6	17370-419-700	87	9	34000			34100-K08-901 103 1 34110-K08-901 104 1 34120-K08-901 103 2 34120-K08-A41 103 2 34124-KYY-900 40 13 34120-KPH-C00 51 3 34120-KYY-931 45 1 341201-KYY-931 45 2 341205-KYY-931 45 3 341209-KYY-931 45 4 341500-K08-901 101 2 341500-K08-902 101 2 341500-K08-L11 101 2 341500-K09-M01 102 2 341500-KYV-T01 102 2 341502-K08-900 101 3 341600-K08-901 102 3 341600-K08-901 104 5 341917-KPH-901 35 9								
06530-KRF-H70	66	1	14100-K08-900	36	2	16019-KZA-W01	53	7	17508-KSW-970	81	7	35000			35100-K08-901 103 1 35110-K08-901 104 1 35120-K08-901 103 2 35120-K08-A41 103 2 35124-KYY-900 40 13 35120-KPH-C00 51 3 35120-KYY-931 45 1 351201-KYY-931 45 2 351205-KYY-931 45 3 351209-KYY-931 45 4 351500-K08-901 101 2 351500-K08-902 101 2 351500-K08-L11 101 2 351500-K09-M01 102 2 351500-KYV-T01 102 2 351502-K08-900 101 3 351600-K08-901 102 3 351600-K08-901 104 5 351917-KPH-901 35 9								
	67	1	14100-K08-A40	36	2	16022-K08-901	53	8	17508-KYY-900	82	5	36000			36100-K08-901 41 1 36115-KWS-900 41 2 36120-K08-901 41 3 36201-K09-C01 41 4 36211-K09-C01 41 5 36255-K08-901 41 6 36261-K09-C01 41 7 36241-K08-901 41 8 36281-KYY-900 40 4 36281-166-000 40 5 36281-KYY-900 40 6								
			14321-KYY-900	37	1	16022-K08-A41	55	7	17509-KVX-600	82	6	37000			37100-K08-901 41 1 37115-KWS-900 41 2 37120-K08-901 41 3 37201-K09-C01 41 4 37211-K09-C01 41 5 37255-K08-901 41 6 37261-K09-C01 41 7 37241-K08-901 41 8 37281-KYY-900 40 4 37281-166-000 40 5 37281-KYY-900 40 6								
			14401-K08-901	37	2	16028-K08-A41	55	8	17520-K08-900A	81	8	38000			38100-K08-901 41 1 38115-KWS-900 41 2 38120-K08-901 41 3 38201-K09-C01 41 4 38211-K09-C01 41 5 38255-K08-901 41 6 38261-K09-C01 41 7 38241-K08-901 41 8 38281-KYY-900 40 4 38281-166-000 40 5 38281-KYY-900 40 6								
			14430-K09-C00	36	3	16028-K08-A41	55	8	17520-K08-900ZA	81	8	39000			39100-K08-901 41 1 39115-KWS-900 41 2 39120-K08-901 41 3 39201-K09-C01 41 4 39211-K09-C01 41 5 39255-K08-901 41 6 39261-K09-C01 41 7 39241-K08-901 41 8 39281-KYY-900 40 4 39281-166-000 40 5 39281-KYY-900 40 6								
			14451-KYY-900	36	4	16037-K08-A41	55	9	17520-K08-900ZB	81	8	40000			40100-K08-901 41 1 40115-KWS-900 41 2 40120-K08-901 41 3 40201-K09-C01 41 4 40211-K09-C01 41 5 40255-K08-901 41 6 40261-K09-C01 41 7 40241-K08-901 41 8 40281-KYY-900 40 4 40281-166-000 40 5 40281-KYY-900 40 6								
			14452-KYY-900	36	5	16037-KPH-901	53	10	17520-K08-A40ZA	82	7	41000			41100-K08-901 41 1 41115-KWS-900 41 2 41120-K08-901 41 3 41201-K09-C01 41 4 41211-K09-C01 41 5 41255-K08-901 41 6 41261-K09-C01 41 7 41241-K08-901 41 8 41281-KYY-900 40 4 41281-166-000 40 5 41281-KYY-900 40 6								
			14500-KYY-900	37	3	16037-KPH-901	53	10	17520-K08-A40ZB	82	7	42000			42100-K08-901 41 1 42115-KWS-900 41 2 42120-K08-901 41 3 42201-K09-C01 41 4 42211-K09-C01 41 5 42255-K08-901 41 6 42261-K09-C01 41 7 42241-K08-901 41 8 42281-KYY-900 40 4 42281-166-000 40 5 42281-KYY-900 40 6								
			14502-KYY-900	37	4	16060-K08-A41	55	10	17525-KE2-940	81	9	43000			43100-K08-901 41 1 43115-KWS-900 41 2 43120-K08-901 41 3 43201-K09-C01 41 4 43211-K09-C01 41 5 43255-K08-901 41 6 43261-K09-C01 41 7 43241-K08-901 41 8 43281-KYY-900 40 4 43281-166-000 40 5 43281-KYY-900 40 6								
			14502-KYY-901	37	4	16063-K08-A41	55	12	17611-K08-900	81	10	44000			44100-K08-901 41 1 44115-KWS-900 41 2 44120-K08-901 41 3 44201-K09-C01 41 4 44211-K09-C01 41 5 44255-K08-901 41 6 44261-K09-C01 41 7 44241-K08-901 41 8 44281-KYY-900 40 4 44281-166-000 40 5 44281-KYY-900 40 6								
			14531-KYY-900	37	5	16071-K08-A41	55	13	17620-K08-901	81	11	45000			45100-K08-901 41 1 45115-KWS-900 41 2 45120-K08-901 41 3 45201-K09-C01 41 4 45211-K09-C01 41 5 45255-K08-901 41 6 45261-K09-C01 41 7 45241-K08-901 41 8 45281-KYY-900 40 4 45281-166-000 40 5 45281-KYY-900 40 6								
			14532-KWS-900	37	6	16075-GHB-640	53	11	17620-K08-A41	82	9	46000			46100-K08-901 41 1 46115-KWS-900 41 2 46120-K08-901 41 3 46201-K09-C01 41 4 46211-K09-C01 41 5 46255-K08-901 41 6 46261-K09-C01 41 7 46241-K08-901 41 8 46281-KYY-900 40 4 46281-166-000 40 5 46281-KYY-900 40 6								
			14541-GB4-681	37	7	16100-K08-901	53	12	17681-K08-900	81	12	47000			47100-K08-901 41 1 47115-KWS-900 41 2 47120-K08-901 41 3 47201-K09-C01 41 4 47211-K09-C01 41 5 47255-K08-901 41 6 47261-K09-C01 41 7 47241-K08-901 41 8 47281-KYY-900 40 4 47281-166-000 40 5 47281-KYY-900 40 6								
			14550-KYY-900	37	8	16100-K08-K20	55	14	17681-K08-A40	82	10	48000			48100-K08-901 41 1 48115-KWS-900 41 2 48120-K08-901 41 3 48201-K09-C01 41 4 48211-K09-C01 41 5 48255-K08-901 41 6 48261-K09-C01 41 7 48241-K08-901 41 8 48281-KYY-900 40 4 48281-166-000 40 5 48281-KYY-900 40 6								
			14566-086-030	37	9	16100-K08-A41	55	14	17910-K08-A41	63	31	49000			49100-K08-901 41 1 49115-KWS-900 41 2 49120-K08-901 41 3 49201-K09-C01 41 4 49211-K09-C01 41 5 49255-K08-901 41 6 49261-K09-C01 41 7 49241-K08-901 41 8 49281-KYY-900 40 4 49281-166-000 40 5 49281-KYY-900 40 6								
			14610-KWB-600	37	10	16118-K08-A41	55	15	18291-GE2-920	88	1	50000			50100-K08-901 41 1 50115-KWS-900 41 2 50120-K08-901 41 3 50201-K09-C01 41 4 50211-K09-C01 41 5 50255-K08-901 41 6 50261-K09-C01 41 7								

PART NO. INDEX

Part Number	Page	Ref.	Part Number	Page	Ref.	Part Number	Page	Ref.	Part Number	Page	Ref.	Part Number	Page	Ref.	Part Number	Page	Ref.
32699-K08-N20	102	8	35105-K08-A40	65	3	40546-K08-900	93	7	44311-K08-A41	75	14	50301-KCS-W60	66	3	51606-K08-900	71	17
			35121-K08-900	64	3	40547-K08-900	93	8		76	2		67	2	51621-107-000	71	18
33000			35121-K08-A40	65	4				44620-400-000	74	6	50325-K08-900	101	4	51622-397-710	71	19
			35150-K08-N21	63	39	41000			44620-K08-A40	74	6	50325-K08-N20	102	12			
33100-K08-A41	58	1	35200-K08-901	62	4					76	3	50326-K08-900	101	5	52000		
33101-K08-A41	58	2	35205-K08-A41	63	32	41201-K08-900	78	4	44635-K08-900	74	7	50326-K08-N20	102	13			
33106-K08-A41	58	3	35340-K08-901	62	5		80	2	44635-K08-A41	74	7	50351-K08-900	105	2	52101-K08-900	93	11
33107-K08-900	57	1	35340-K52-B71	62	5				44650-K08-900	74	8	50351-K08-A40	105	2	52101-K08-A40	93	11
33120-K08-901	57	2	35350-KWW-C01	90	7	42000			44650-K08-A41	74	8	50351-K08-N20	105	2	52170-K08-900	93	12
33120-K08-A41	58	4	35357-KWW-C00	90	8				44650-K08-N20	76	4	50400-K08-900	83	1	52200-K08-900	93	13
33130-K08-901	57	3	35750-KYY-901	47	4	42301-K08-901	78	5	44701-K08-900	74	9	50400-K08-A40	84	1	52200-K08-A40	93	13
33130-K08-A41	58	5	35753-KWS-900	51	11		80	3	44701-K08-A40	74	9	50500-K08-900	92	1	52400-K08-902	95	1
33301-K08-901	57	4	35755-KYY-900	47	5	42303-K08-900	78	6	44711-K08-901	74	10	50500-K08-A40	92	1	52400-K08-A41	96	1
33301-K08-A41	58	6	35850-K08-N21	102	9		80	4	44711-K08-A41	74	10	50500-K08-K20	92	1	52485-K08-901	95	2
33400-K08-901	98	1	35856-KYY-930	102	10	42304-K08-900	78	7		76	5	50526-KCS-W20	92	2	52485-K08-A41	96	2
33400-K08-A41	99	1	35857-K08-N21	102	11		80	5	44712-K08-901	74	11	50530-K08-A40	92	3	52486-K08-A41	96	3
33402-K08-900	98	2				42313-K08-900	77	2	44712-K08-A41	74	11	50530-K08-K20	92	3	52487-K08-A41	96	4
33402-K08-A41	99	2	37000			42615-K08-900	78	8		76	6	50530-KYY-900	92	3	52487-KRF-H71	95	3
33404-K08-901	98	3				42615-K08-A40	78	8	44804-K08-901	72	2	50531-KVX-600	92	4	52488-K08-A41	96	5
	99	3	37000-K08-A40	60	2		80	6	44806-K2V-Y00	72	2	50610-K08-900	91	1			
33405-K08-900	98	4	37102-K08-901	59	3	42620-KRS-830	78	9	44809-K08-901	72	3	50661-383-670	91	2	53000		
33407-K08-900	98	5	37125-K08-A40	60	3		80	7		73	18	50710-405-000	91	3			
33408-K08-900	98	6	37130-K08-901	59	4	42635-K08-901	78	10	44809-KRS-830	73	18	50712-405-000	91	4	53100-K08-900	64	4
33409-K08-901	98	7	37200-K08-901	59	5	42635-K08-A40	78	10	44830-K08-900	59	13	50715-K08-A40	91	10	53100-K08-A40	65	5
33409-K08-A40	99	4	37205-K08-901	59	6	42650-K08-901	78	11	44830-K08-A41	60	9	50715-K08-K20	91	10	53131-KCS-W60	64	5
33450-K08-901	98	8	37210-K08-901	59	7	42650-K08-A40	78	11				50715-KCS-W20	91	5	53140-KYY-970	62	8
33450-K08-A41	99	5	37214-KCS-W60	60	4	42650-K08-N20	80	8	45000			50725-K08-A40	91	11	53160-K08-A41	63	33
33600-K08-901	98	9	37215-K08-901	59	8	42653-KVR-C00	78	12				50725-K08-K20	91	11	53166-KYY-970	62	9
33600-K08-A41	99	6	37220-K08-A41	60	5		80	9	45010-K08-900	72	4				53167-GE4-000	62	10
33650-K08-901	98	10	37224-K08-900	59	9	42701-KPH-C00	78	13	45010-K08-A40	72	4	51000			53168-KYY-920	62	11
33650-K08-A41	99	7	37224-K08-A41	60	6	42711-K08-901	78	14	45134-250-000	72	5				53171-402-700	62	12
33701-K08-901	100	1	37226-K08-A41	60	7	42711-K08-A41	78	14		77	7	51400-K08-901	70	2	53171-K08-900	62	13
33701-K08-A41	100	1	37230-K08-A41	60	8		80	10	45141-K08-900	72	6	51400-K08-A41	70	2	53172-402-700	62	14
33702-K08-901	100	2	37305-K08-901	59	10	42712-K08-901	78	15	45141-KVR-C00	72	6	51401-K08-901	70	3	53172-K08-900	62	15
33702-K08-A41	100	2	37617-K08-901	59	11	42712-K08-A41	79	15	45145-K08-900	72	7	51401-K08-A41	70	3	53172-K08-A41	63	34
33703-K08-900	100	3	37620-K08-901	59	12		80	11		77	8	51410-K08-901	70	4	53175-KCS-W60	62	16
33705-K08-901	100	4				42713-K09-C01	74	3	45145-KRF-B40	72	7	51410-K08-A41	70	4	53178-K08-A41	62	17
33705-K08-A41	100	4	38000				79	16	45151-GCC-000	72	8	51412-K08-A41	70	5	53178-KCS-W60	62	17
33706-K08-900	100	5				42713-KYY-B71	74	3		77	9	51412-KSW-971	70	5	53192-KTJ-900	62	18
33709-K08-900	100	6	38110-K08-901	103	7				45158-K08-900	66	2	51413-K08-A41	71	23			
33741-KTT-C01	70	1	38110-K08-A41	103	7	43000			45410-K08-900	72	9	51413-KSW-971	70	6	53193-KTJ-900	62	19
				104	7				45410-KRS-830	72	9	51414-KSW-971	70	7	53211-KCS-W60	66	4
34000			38301-K08-A41	103	8	43100-K08-901	77	3	45435-121-010	72	10	51420-K08-901	70	8	53212-KCS-W60	66	5
				104	8	43100-K08-A40	77	3	45435-K08-900	72	10	51420-K08-A41	70	8			
34901-K08-901	57	5	38301-KVX-601	103	8	43141-K08-900	77	4	45450-K08-900	62	6	51425-K08-A41	70	9	53214-001-010	66	6
34904-K08-A41	99	8	38306-K08-A41	103	9	43151-110-000	72	8	45450-K08-A41	62	6	51425-KSW-971	70	9			
34906-K08-901	100	7		104	9		77	9	45517-KCS-W60	62	7	51432-K08-A41	70	10			
34906-K08-A41	100	7	38306-KYY-970	103	9	43410-K08-900	77	5				51432-KZL-842	70	10	53215-001-000	66	7
34907-K08-901	98	11				43431-KWW-640	93	9	46000			51437-K08-A41	70	11			
34908-K08-900	59	1	40000			43434-ME1-670	77	6				51437-KSW-971	70	11	53219-K08-A40	67	7
34908-K08-A41	60	1				43451-K08-900	90	9	46500-K08-900	90	10	51470-K08-901	70	12	53219-KSW-970	66	8
34909-GGC-900	59	2	40510-K08-900	93	1				46500-K08-A40	90	10	51470-K08-A41	70	12	53220-074-000	66	9
			40510-K08-A40	93	1	44000			46514-KCS-W60	90	11	51490-K08-A41	70	13			
35000			40520-K08-900	93	2							51490-KSW-971	70	13	53230-K08-A40	65	6
			40530-K08-901	93	3	44301-K08-A40	74	4	50000			51500-K08-901	70	14	53230-KCS-W60	64	6
35010-K08-900	64	1	40530-K08-A42	93	3		76	1				51500-K08-A41	70	14	53600-KFJ-911	66	10
35010-K08-A40	65	1	40531-KYY-901	93	4	44301-KSW-B00	74	4	50100-K08-900	105	1	51520-K08-901	70	15			
35100-K08-901	64	2	40543-K08-900	93	5	44302-KTT-950	93	10	50100-K08-A40	105	1	51520-K08-A41	71	15			
35100-K08-A41	65	2	40545-001-000	93	6	44311-229-000	74	5	50100-K08-K20	105	1	51602-K08-900	71	16			



PART NO. INDEX

Part Number	Page	Ref.	Part Number	Page	Ref.	Part Number	Page	Ref.	Part Number	Page	Ref.	Part Number	Page	Ref.	Part Number	Page	Ref.
61000			84701-K08-A40	100	9	90081-035-000	37	13	90401-KYY-900	37	15	91004-K08-A41	50	20	93500-05020-0G	63	26
			84704-KYY-970	100	10	90082-KYY-900	37	14	90403-K09-C01	41	12	91004-KYY-931	50	20	93500-05025-0A	63	27
61100-K08-900	68	1				90084-KTT-900	43	4	90404-KYY-900	37	16	91005-K08-A41	50	21	93500-05025-0G	63	40
61100-K08-A40	69	1	86000			90085-KTC-920	42	6	90407-259-000	47	7	91005-KYY-931	50	21	93700-05016-0A	72	13
61103-357-000	100	8				90087-KRM-840	43	5	90412-187-000	49	14	91006-K08-A41	50	22	93892-04018-08	53	18
61103-KEJ-660	69	2	86150-KTJ-C60	60	10	90101-K08-A41	99	9	90412-KPH-900	49	15	91006-KYY-931	50	22			
61104-KEJ-660	69	3	86171-KYY-900ZB	108	1	90103-K08-A41	63	35	90417-KRM-840	51	14	91011-K03-C21	42	7	93892-05010-18	55	24
61300-K08-A40	58	7	86171-KYY-900ZH	108	1	90104-964-000	87	11	90432-KPT-A00	41	13	91011-KYY-901	42	7	93892-05012-18	53	19
61301-K08-900	57	6	86172-KYY-900ZB	108	2	90104-MJ1-000	65	7		46	12	91051-K08-N21	80	15	93901-34120	46	15
61303-K08-900	57	7	86172-KYY-900ZH	108	2	90107-K08-A41	60	11	90439-GFM-970	44	3	91051-K09-C02	79	20	93903-24320	58	13
61303-K08-A40	58	8	86173-K08-A40ZA	109	1	90107-KWK-900	88	7	90441-KRM-840	47	8	91051-KYY-903	79	21	93903-24380	65	11
61311-K08-A40	58	9	86173-K08-A40ZB	109	1	90109-KCW-870	92	5	90451-KGH-900	52	8	91052-K08-A41	79	20	93903-25380	101	9
61312-KTJ-D00	58	10	86174-K08-A40ZA	109	2	90111-162-000	87	12	90454-KPH-900	52	9	91052-K08-N21	80	16			
			86174-K08-A40ZB	109	2		101	7	90455-KWS-900	46	13	91052-K09-C02	75	13			
77000			86201-K08-A40ZA	109	3		102	15	90457-KRM-840	51	15		15	94000			
77200-K08-900	83	2	86201-K08-A40ZB	109	3	90112-GK8-010	103	10	90461-035-000	49	16		79	21			
77200-K08-A40	84	2	86202-K08-A40ZA	109	4		104	10	90461-459-010	49	17	91053-K08-A41	79	22	94001-06000-0S	71	26
77201-KYA-600	84	3	86202-K08-A40ZB	109	4	90112-KCS-650	71	20	90463-KRM-840	34	3		80	17			
77205-286-000	83	3	86831-K08-900	108	3	90113-GFC-J31	100	11		37	17	91053-K09-C01	79	22	94001-08000-0S	77	15
	84	4	86831-K08-A40ZA	109	5	90113-KEJ-900	63	23		40	7	91054-K08-A41	75	13			
	84	4	86831-K08-L30ZA	109	6	90116-K08-A41	71	21	90475-KWB-600	37	18		76	7	94001-10000-0S	61	5
77206-426-000	84	5				90116-KRF-H71	71	21	90501-KYY-970	69	4	91055-K08-A41	75	15	94002-06080-0S	102	18
77251-342-000	106	1	87000			90117-383-000	64	7	90502-KCS-W20	92	7		76	8	94021-06020-0S	59	16
77251-GR1-000	106	1					65	8	90502-KVX-600	95	5	91203-KYY-901	47	10	94021-06070-0S	60	13
			87505-K08-900	107	1	90117-KCS-650	58	11		96	7	91204-KSP-911	40	9	94050-06000	63	29
80000			87505-K08-A40	107	1		100	12	90503-011-000	64	9	91204-KYY-901	50	23			
			87505-K08-L30	107	1	90119-383-000	57	8		65	10	91205-KYY-901	40	9			
80100-K08-900	97	1	87506-K08-900	107	2	90122-KWB-600	93	14	90504-GE3-760	77	12	91251-KCS-690	72	12	94050-06080	100	13
80100-K08-A40	97	1	87506-K08-L10	107	2	90123-K08-A41	71	22		79	19	91251-KEV-901	72	12	94050-08080	65	12
80103-K08-900	98	12	87506-K08-L30	107	2	90123-KSW-971	71	22		80	14	91251-KYY-900	75	12	94050-10000	105	4
80150-K08-900	97	2	87506-K08-N20	107	2	90128-KFM-900	79	17	90505-KEJ-900	77	13		76	9	94050-12000	44	4
			87560-KYY-970ZA	107	3		80	12	90505-KRM-860	90	12	91252-KVR-C00	79	23	94101-05000	90	13
						90164-028-000	66	11	90512-KRH-900	97	3		80	18	94101-05700	63	38
81000			88000			90201-GCC-000	35	12	90525-428-900	60	12	91256-KSW-971	71	25	94101-06000	91	6
81200-K08-K20	84	9				90202-KRM-840	41	11	90544-KFO-000	37	19	91303-KRM-840	43	7	94101-08000	93	20
81351-K08-900	83	4	88113-GN5-900	61	6		46	11	90544-KRF-H71	71	23	91303-KYY-900	40	10	94101-12000	93	21
			88113-K08-900	61	1	90206-001-000	36	14	90601-KYY-900	50	18	91305-KYY-900	43	8			
83000			88210-K08-901	61	2	90301-KVX-600	95	4	90602-KYY-900	50	19	91307-035-000	40	11	94102-10000	83	6
			88210-KYY-970	61	7		96	6	90605-KYY-900	52	10	91309-KYY-931	45	7	94102-12000	95	6
83520-K08-900	85	1	88220-K08-901	61	3	90301-KYY-900	61	4	90620-KRF-T00	103	11	91312-107-000	47	11			
83520-K08-A40ZA	86	1	88220-KYY-970	61	8	90302-K08-900	77	10		104	11	91313-KVR-C00	35	15	94111-06800	102	19
83520-K08-L10ZA	86	1				90302-K08-A41	63	36	90654-GFM-970	87	13	91320-KYY-931	45	8	94111-10000	94	22
83520-K08-L30ZA	86	1	89000			90302-KRS-830	93	15	90657-K08-A41	71	24	91356-K08-A41	71	25	94201-16150	91	7
83520-K08-N20ZA	86	1				90303-KWW-C00	79	18	90657-KSW-971	71	24	91508-KC2-960	57	9	94201-20150	77	16
83542-KPN-900	85	2	89216-KRM-860	106	2		80	13	90677-K08-A41	58	12	91540-GFC-890	100	11			
	86	2				90304-159-000	64	8	90701-KVR-C00	35	14				94201-30250	92	8
83551-GE2-000	85	3	90000				65	9		39	3	92000			94301-08100	34	4
	86	3				90304-KYA-601	72	11	90702-KRM-840	40	8				94510-14000	51	16
	87	10	90002-KRM-840	36	12	90304-VMO-770	92	6		43	6	92101-06010-0A	50	24	94510-18000	52	11
			90003-KVS-900	51	12	90305-KSP-900	88	8		46	14	92501-10090-0A	83	5	94591-24000	58	14
83618-323-000	101	6	90012-KYY-900	36	13		89	3	90703-KWS-900	47	9	92800-12000	47	12	94591-25000	58	14
	102	14	90014-KYY-900	35	10	90306-KYA-601	72	11	90741-003-010	48	8						
83620-K08-900	85	4	90019-399-010	105	3		77	11	90741-KGH-900	48	9	92811-10000	77	14			
83620-K08-A40ZA	86	4	90022-KRM-840	51	13		93	16	90755-KCS-920	75	12	92812-10000	93	17			
83620-K08-L30ZA	86	4	90031-KZA-W00	47	6	90311-KSH-900	101	8							95000		
			90035-KRM-840	35	11		102	16	91000			93000					
84000			90050-K09-C01	41	10	90321-KTJ-900	63	25							95002-02080	81	13
			90071-K28-910	45	5		37		91001-K08-A41	48	10	93500-04014	59	14			
84701-K08-900	100	9	90071-KYY-931	45	6	90401-GFM-900	35	13	91001-KYY-901	48	10	93500-04030	59	15	95002-02089	82	11

PART NO. INDEX

Part Number	Page	Ref.	Part Number	Page	Ref.	Part Number	Page	Ref.	Part Number	Page	Ref.	Part Number	Page	Ref.
95002-02659	53	21	96000											
	56	25												
	26		96001-06014-00	34	5									
95002-41050-00	87	14		38	21									
95002-41050-08	87	14		47	14									
	15		96001-06016-00	44	5									
95002-50000	81	14	96001-06020-00	44	6									
95003-23039-31	87	16		69	7									
95005-35410-50	53	22	96001-06025-00	34	6									
95011-61000	88	9		35	17									
	89	4	96001-06030-00	43	9									
95014-21201	65	13	96001-06032-00	69	6									
95014-71702	92	9	96001-06035-00	40	12									
95014-73100	90	15		43	10									
95015-32001	72	15		46	18									
	90	16	96001-06040-00	47	15									
95015-42000	72	16	96001-06060-00	43	11									
	90	17		47	16									
95015-81000	91	8	96001-06100-00	35	18									
95018-46320	87	17	96100-62000-00	41	14									
95701-06010-00	94	24	96211-08000	90	20									
95701-06010-08	103	12	96220-30085	51	17									
	104	12	96220-30158	46	19									
95701-06012-00	66	12												
95701-06012-02	103	13	98000											
	104	13												
95701-06012-08	103	14	98200-10700	103	15									
	104	14	98200-21000	102	21									
95701-06014-00	46	17												
95701-06016-00	47	13	99000											
	68	2												
	101	10	99001-10140	106	3									
	102	20	99001-12170	106	4									
95701-06020-08	90	18	99003-10000	106	5									
95701-06022-00	35	16	99003-30000	106	9									
	20		99006-12000	106	6									
	45	9	99006-19000	106	7									
95701-06025-00	38	20	99008-01600	106	8									
95701-06025-08	100	14	99101-KTT-0980	53	23									
95701-06028-00	73	17	99101-KVT-0920	53	23									
95701-06030-00	73	17	99103-GC7-0350	54	24									
95701-06035-00	77	17	99103-KZA-0350	54	24									
95701-08018-08	83	7	99171-K08-0980	56	27									
	91	9	99171-K08-1000	56	27									
95701-08020-08	84	7	99173-K08-0380	56	28									
95701-08022-08	58	15												
95701-08025-08	81	15												
95701-08032-00	66	13												
95701-08035-08	82	12												
95701-08040-08	67	9												
	90	19												
95701-10055-08	84	8												
95801-06022-07	63	30												
95801-08055-08	65	14												
95801-10035-08	95	7												
	96	9												
95801-10065-00	105	5												
95801-10085-00	105	6												
95801-10095-00	105	7												

PART NAME INDEX

Part name	Page	Ref.	Part name	Page	Ref.	Part name	Page	Ref.
[A]			BOLT, BODY COVER SETTING	88	7	BOLT, FLANGE, 8X18	83	7
ADJUSTER CASE, CHAIN	93	8	BOLT, CABLE ADJUST	62	19		91	9
ADJUSTER COMP., CHAIN	93	5	BOLT, CYLINDER STUD	47	6	BOLT, FLANGE, 8X19	65	7
ARM ASSY., KICK STARTER	90	4	BOLT, DRAIN PLUG, 12MM	47	12	BOLT, FLANGE, 8X20	57	8
ARM COMP., CAM CHAIN TENSIONER	37	3	BOLT, FLANGE, 10X110	105	3		84	7
ARM COMP., IN. VALVE ROCKER ..	36	3	BOLT, FLANGE, 10X35	95	7	BOLT, FLANGE, 8X22	58	15
ARM, FR. BRAKE	72	9		96	9	BOLT, FLANGE, 8X25	81	15
ARM, RR. BRAKE	77	5	BOLT, FLANGE, 10X55	84	8	BOLT, FLANGE, 8X32	66	13
ARM, RR. BRAKE STOPPER	93	9	BOLT, FLANGE, 10X65	105	5	BOLT, FLANGE, 8X35	82	12
AXLE, FR. WHEEL	74	4	BOLT, FLANGE, 10X85	105	6	BOLT, FLANGE, 8X40	67	9
	76	1	BOLT, FLANGE, 10X95	105	7		90	19
AXLE, RR. WHEEL	78	5	BOLT, FLANGE, 5X14	36	12	BOLT, FLANGE, 8X55	65	14
	80	3	BOLT, FLANGE, 5X22	103	10	BOLT, FR. FORK	71	20
				104	10			22
[B]			BOLT, FLANGE, 6MM	87	12	BOLT, HANDLE LEVER PIVOT	63	35
BAG, SERVICE BOOK	106	1		101	7	BOLT, HEX. CAP, 10X90	83	5
BAG, TOOL, 160MM	106	8	BOLT, FLANGE, 6X10	102	15	BOLT, HEX., 6X10	50	24
BALL ASSY., STEEL, #6X21	66	1		102	15	BOLT, HEX., 6X18	97	4
	67	1	BOLT, FLANGE, 6X100	103	12	BOLT, HEX., 6X20	51	12
BALL, STEEL, #8	90	20		104	12	BOLT, L. HANDLE LEVER PIVOT ..	63	23
BAND B1, WIRE	62	3	BOLT, FLANGE, 6X100	35	18	BOLT, SEALING, 14MM	37	13
BAND, AIR CLEANER CONNECTING			BOLT, FLANGE, 6X12	66	12	BOLT, SETTING	45	3
TUBE	87	17		103	13	BOLT, SOCKET, 6X14	42	6
BAND, BATTERY	101	5		104	13	BOLT, SOCKET, 8X30	71	21
	102	13	BOLT, FLANGE, 6X14	34	5	BOLT, SPECIAL FLANGE, 6X25	41	10
BAND, INSULATOR	35	7		38	21	BOLT, SPECIAL, 6X21	35	10
BAND, WIRE, 235MM	103	11		46	17	BOLT, STUD, 8X19.5	79	17
	104	11	BOLT, FLANGE, 6X14	47	14		80	12
BAR COMP., SIDE STAND	92	3		46	17	BOLT, STUD, 8X22	35	11
BAR COMP., STEP	91	1	BOLT, FLANGE, 6X16	47	14	BOLT, SWINGARM PIVOT	93	11
BAR, PILLION STEP	91	5		44	5	BOLT, WIRE ADJUSTING	62	18
BATTERY	101	2		47	13		19	
	102	2	BOLT, FLANGE, 6X20	68	2	BOOT, HEADLIGHT BRACKET	58	10
BEARING, NEEDLE, 21X27X18	42	7		101	10	BOX, BATTERY	101	4
BEARING, RADIAL BALL,	80	15	BOLT, FLANGE, 6X20	102	20		102	12
		16		44	6	BRACKET, L. HANDLE LEVER	62	15
BEARING, RADIAL BALL, 6001 ...	50	21		69	7		63	34
BEARING, RADIAL BALL, 6200 ...	41	14	BOLT, FLANGE, 6X22	90	18	BRACKET, METER	59	4
BEARING, RADIAL BALL, 6200UU .	75	15		35	16	BRACKET, NUMBER PLATE	100	9
	76	8		20	20	BRACKET, R. HANDLE LEVER	62	13
BEARING, RADIAL BALL, 6201 ...	50	20		45	9	BRIDGE, FORK TOP	64	6
BEARING, RADIAL BALL, 6201UU .	79	20	BOLT, FLANGE, 6X25	63	30		65	6
BEARING, RADIAL BALL, 6203 ...	50	22		34	6	BRUSH SET, TERMINAL	45	2
BEARING, RADIAL BALL, 6203UU .	79	22		35	17	BULB	98	11
	80	17	BOLT, FLANGE, 6X28	38	20	BULB, HEADLIGHT	57	5
BEARING, RADIAL BALL, 6300UU .	75	13		100	14		58	6
	76	7		64	7	BULB, POSITION LIGHT	57	4
BEARING, RADIAL BALL, 6301UU .	75	13	BOLT, FLANGE, 6X30	65	8	BULB, STOP & TAILLIGHT	100	7
	77	7		73	17	BULB, WEDGE BASE	59	1
	79	15	BOLT, FLANGE, 6X30	43	9			2
BEARING, RADIAL BALL, 63/22 ..	48	10		73	17		60	1
BOAD COMP., L. PILLION STEP ..	91	11	BOLT, FLANGE, 6X32	69	6	BULB, WINKER LIGHT	99	8
BOAD COMP., R. PILLION STEP ..	91	10		40	12	BUSH, 15MM	49	3
BODY COMP., FRAME	105	1	BOLT, FLANGE, 6X35	43	10	BUSH, GUIDE	70	7
BOLT-WASHER, 8X22	37	14		46	18	BUSH, RUBBER LOWER	96	3
BOLT A, BRAKE STOPPER	77	14	BOLT, FLANGE, 6X40	77	17	BUSH, RUBBER UPPER	95	2
BOLT A, STOPPER ARM	93	17		47	15		96	2
			BOLT, FLANGE, 6X60	43	11			
				47	16			

PART NAME INDEX

Part name	Page	Ref.	Part name	Page	Ref.	Part name	Page	Ref.
[C]			CLIP, TUBE	53	20	COVER, CYLINDER HEAD L. SIDE..	35	4
CABLE ASSY., FR. BRAKE	62	6			21	COVER, L. CRANKCASE	43	1
CABLE COMP., CLUTCH	62	2	CLIP, VALVE GUIDE	35	2	COVER, L. FR. FORK	71	17
CABLE COMP., FR. BRAKE	62	6	CLIP, WIRE, 2X40	58	14	COVER, L. HANDLE LEVER	62	14
CABLE COMP., SPEEDOMETER	59	13	CLUTCH, ONE WAY	42	2	COVER, METER	59	11
	60	9	COCK ASSY., FUEL	81	2	COVER, MUFFLER	88	5
CABLE COMP., THROTTLE	63	31		82	11	COVER, OIL FILTER	46	10
CABLE SET, THROTTLE	62	1	COIL COMP., IGNITION	103	3	COVER, R. FR. FORK	71	16
CABLE, BATTERY EARTH	102	7		104	3	COVER, R. HANDLE LEVER	62	12
CABLE, STARTER MAGNETIC			COLLAR	45	4	COVER, WATER PROOF	97	2
BATTERY	102	4	COLLAR, 18X35.5	83	4	CRANKCASE COMP., L.	47	2
CABLE, STARTER MOTOR	102	6	COLLAR, 20MM	49	13	CRANKCASE COMP., R.	47	1
CAMSHAFT COMP.	36	2	COLLAR, 8X6.5	84	3	CRANKSHAFT COMP.	48	1
CAM, FR. BRAKE	72	6	COLLAR, AIR CLEANER	101	1	CUP SET, FUEL STRAINER	81	4
CAM, RR. BRAKE	77	4		102	1	CUSHION ASSY., RR.	95	1
CAP ASSY., NOISE SUPPRESSOR ..	103	4	COLLAR, CAM CHAIN ROLLER	37	6		96	1
	104	4	COLLAR, CAM CHAIN TENSIONER ...	37	5	CUSHION ASSY., R. FR.	70	2
CAP COMP., FUEL FILLER	81	11	COLLAR, FR. AXLE DISTANCE	74	6	CUSHION, C.D.I. UNIT	103	1
	82	9	COLLAR, FR. FENDER MOUNTING ...	69	2		104	1
CAP, 14MM	43	4	COLLAR, FR. WHEEL	75	14	CUSHION, FR. FUEL TANK	81	10
CAP, 32MM	43	5		76	2		82	8
CAP, AXLE NUT	93	10	COLLAR, FR. WHEEL DISTANCE	74	6	CUSHION, RR. FUEL TANK	81	7
CAP, CHAIN CASE PEEP HOLE	93	6		76	3	CUSHION, RUBBER	59	8
CAP, LOCK NUT	61	1	COLLAR, FR. WHEEL SIDE	74	5	CYLINDER COMP.	39	1
		6	COLLAR, FUEL TANK MOUNT	82	6	C.D.I. UNIT	103	2
CAP, SWINGARM END	93	7	COLLAR, FUEL TANK MOUNTING ...	81	9		104	2
CAP, TOP	55	15	COLLAR, KICK SPRING	52	5	[D]		
CARBURETOR ASSY.	53	12	COLLAR, MUFFLER MOUNTING	88	6	DAMPER SET, WHEEL	78	1
	55	14	COLLAR, NUMBER PLATE BRACKET ..	100	10		80	1
CARRIER COMP., RR.	84	9	COLLAR, PRIMARY DRIVE GEAR	48	6	DISK, CLUTCH FRICTION	41	4
CASE COMP., LOWER	60	8	COLLAR, RR. AXLE DISTANCE	78	9	DISK, CLUTCH FRICTION	41	4
CASE COMP., L. BOTTOM	70	15		80	7	DOWEL PIN, 10X14	47	9
CASE COMP., UPPER	59	12	COLLAR, RR. BRAKE PANEL SIDE ..	77	2	DOWEL PIN, 8X10	34	4
CASE, AIR CLEANER	87	1	COLLAR, RR. WHEEL SIDE	78	7	DOWEL PIN, 8X14	40	8
CASE, DRIVE CHAIN LOWER	93	2		80	5		43	6
CASE, DRIVE CHAIN UPPER	93	1	COLLAR, RUBBER BUSH LOWER	96	5	DOWEL PIN, SPECIAL, 8X14	35	14
CASE, HEADLIGHT	57	6	COLLAR, RUBBER BUSH UPPER	95	3		39	3
	58	7		96	4	DRIVER 1, PLUS SCREW	106	5
CASE, L. BOTTOM	71	15	CONTACT, NEUTRAL SWITCH	47	4	DRIVER 3, MINUS SCREW	106	9
CASE, R. BOTTOM	70	8	COTTER, VALVE	36	11	DRUM, GEARSHIFT	51	4
CENTER, CLUTCH	41	3	COUNTERSHAFT	49	2	DUCT, AIR CLEANER CASE	87	6
CHAIN, CAM	37	2	COVER B, STARTER MAGNETIC			DUST SEAL, 21X37X7	75	12
CHAIN, DRIVE	93	3	TERMINAL	102	5		76	9
CHAMBER SET, FLOAT	53	4	COVER COMP., CYLINDER HEAD ...	34	1	DUST SEAL, BRAKE CAM	72	5
	55	5	COVER COMP., L. RR.	43	2		77	7
CIRCLIP, 17MM	50	18	COVER COMP., R. CRANKCASE	40	1	DUST SEAL, STEERING HEAD	66	6
CIRCLIP, 20MM	50	19	COVER COMP., UPPER	60	3		67	5
CIRCLIP, EXTERNAL, 14MM	51	16	COVER SET, L. SIDE	85	4	[E]		
CIRCLIP, EXTERNAL, 18MM	52	11		86	4	ELEMENT, AIR CLEANER	87	3
CLAMPER A, HARNESS	102	8	COVER SET, R. SIDE	85	1	EMBLEM, PRODUCT	60	10
CLAMPER, STARTER CABLE	40	13		86	1	E-RING, 6MM	46	16
CLAMP, TUBE	87	14	COVER, AIR CLEANER CASE	87	2	[F]		
		15	COVER, COMBINATION SWITCH	65	3	FENDER COMP., FR.	68	1
CLIP, 2X50	58	14						
CLIP, HARNESS BAND	100	11						
CLIP, KICK STARTER ARM	90	3						
CLIP, PISTON PIN, 12MM	48	5						

PART NAME INDEX

Part name	Page	Ref.	Part name	Page	Ref.	Part name	Page	Ref.
FENDER, FR.	69	1	GROMMET, SIDE COVER	85	2	[L]		
FENDER, RR.	97	1		86	2	LABEL, DRIVE CAUTION.....	107	3
FILTER, CUP	81	6	GUIDE, BRAKE CABLE	66	2	LABEL, TIRE & DRIVE CHAIN.....	107	1
	82	4	GUIDE, CLUTCH OUTER	41	2	LENS COMP., TAILLIGHT.....	100	2
FLANGE SUB ASSY., RR. DRIVEN -	78	8				LENS, WINKER.....	98	2
	80	6	[H]			LEVER COMP., CHOKE.....	99	2
FLAP, TIRE	74	3	HANDLE, EYE WRENCH, 12MM	106	6	LEVER COMP., CLUTCH.....	53	7
	79	16	HARNES, WIRE	103	6	LEVER COMP., L. HANDLE.....	40	4
FLOAT SET	53	3		104	6	LEVER COMP., R. STEERING	62	17
	55	3	HEADLIGHT ASSY.	58	1	HANDLE	62	16
FLYWHEEL COMP.	44	1	HEADLIGHT UNIT	57	2	LEVER SET, CHOKE.....	55	16
FORK ASSY., L. FR.	70	14		58	4	LOCK, STEERING HANDLE.....	66	10
FORK ASSY., R. FR.	70	2	HEAD COMP., CYLINDER	35	1			
FORK, L. GEARSHIFT	51	2	HEAD, CAM CHAIN TENSIONER PUSH			[M]		
FORK, R. GEARSHIFT	51	1	ROD	37	9	MAINSHAFT.....	49	1
FUSE	103	15	HOLDER A2, HANDLE PIPE UPPER..	65	13	MARK, BATTERY CAUTION.....	107	2
FUSE B	102	21	HOLDER COMP., ELEMENT GUARD ...	87	5	MARK, L. WING.....	108	2
[G]			HOLDER, HANDLE UPPER	64	5		109	4
GASKET B, HEAD COVER	46	1	HOLDER, MASTER CYLINDER	62	7	MARK, R. WING.....	108	1
GASKET SET	53	1	HOLDER, NEEDLE JET	53	16		109	3
	55	1		55	19	MARK, SIDE COVER.....	108	3
GASKET, CYLINDER	39	2	HOLDER, SPRING	57	1		109	3
GASKET, CYLINDER HEAD	35	3	HORN ASSY., HIGH	103	7		108	3
GASKET, EX. PIPE	88	1		104	7		109	5
	89	1	HOUSING ASSY.	63	33			6
GASKET, FLOAT CHAMBER	53	15	HOUSING, THROTTLE	62	10	METER SET, COMBINATION.....	60	2
	55	13	HOUSING, UNDER THROTTLE	62	11	MIRROR COMP., L.....	61	8
GASKET, HEAD COVER	34	2	HUB SUB ASSY., FR.	74	7	MIRROR COMP., L. BACK.....	61	3
GASKET, LENS	98	4	HUB SUB ASSY., RR.	78	10	MIRROR COMP., R.....	61	7
GASKET, L. CRANKCASE COVER ...	43	3				MIRROR COMP., R. BACK.....	61	2
GASKET, L. CYLINDER HEAD SIDE			[I]			MOTOR ASSY., STARTER.....	45	1
COVER	35	5	INDICATOR, FR. BRAKE	72	7	MOUNT, FORK COVER UNDER	71	19
GASKET, OIL FILTER COVER	46	9		77	8	MOUNT, FORK COVER UPPER.....	71	18
GASKET, OIL PUMP	46	3	INSULATOR, CARBURETOR	35	6	MUFFLER COMP., EX.	88	3
GASKET, R. CRANKCASE COVER ...	40	2					89	2
GAUGE, OIL LEVEL	40	3	[J]					
GEAR COMP., SPEEDOMETER	72	2	JET, MAIN, #100	56	27			
GEAR, COUNTERSHAFT FIRST	49	4	JET, MAIN, #92	53	23	NEEDLE SET, JET.....	53	2
GEAR, COUNTERSHAFT FOURTH ...	49	10	JET, MAIN, #98	53	23		55	2
GEAR, COUNTERSHAFT SECOND	49	6		56	27	NUT-WASHER, 6MM.....	45	5
GEAR, COUNTERSHAFT THIRD	49	8	JET, SLOW, #35	54	24		6	
GEAR, MAINSHAFT FOURTH	49	9	JET, SLOW, #38	56	28	NUT B, BRAKE ROD ADJUSTING....	72	16
GEAR, MAINSHAFT SECOND	49	5	JOINT B, BRAKE ARM	72	15		90	17
GEAR, MAINSHAFT THIRD	49	7		90	16	NUT, CAP, 5MM.....	63	36
GEAR, OIL PUMP DRIVEN	46	4	JOINT, DRIVE CHAIN	93	4	NUT, CAP, 6MM.....	59	16
GEAR, PRIMARY DRIVE	48	7					60	13
GEAR, SPEEDOMETER	72	2	[K]			NUT, CLIP, 5MM.....	58	12
GEAR, STARTER DRIVEN	42	1	KEY SET	64	1	NUT, CLIP, 6MM.....	101	8
GEAR, STARTER REDUCTION	42	4		65	1		102	16
GRIP COMP., THROTTLE	62	8	KEY, BLANK	64	3	NUT, EXHAUST PIPE, 8MM.....	88	8
GRIP, L. HANDLE	62	9		65	4		89	3
GROMMET, AIR CLEANER CASE ...	85	3	KEY, WOODRUFF, 4MM	48	8	NUT, FIXING.....	63	25
	86	3					37	
	87	10				NUT, FLANGE CAP, 10MM.....	95	4
		18					96	6
GROMMET, METER PLATE	60	4				NUT, FLANGE SPECIAL, 6MM.....	77	10

PART NAME INDEX

Part name	Page	Ref.	Part name	Page	Ref.	Part name	Page	Ref.
NUT, FLANGE SPECIAL, 8MM	79	18	0-RING, 40.5X3	78	12	[R]		
	80	13		80	9	RACE, STEERING BALL	66	3
NUT, FLANGE, 10MM	72	11	0-RING, 7X1.7	47	11		67	2
	105	4	0-RING, 8.8X1.9	40	10	RACE, STEERING BOTTOM CONE	66	5
NUT, FLANGE, 12MM	44	4	OUTER COMP., CLUTCH	41	1		67	4
	72	11	OUTER, STARTING CLUTCH	42	3	RACE, STEERING TOP CONE	66	4
	77	11					67	3
	93	16	[P]			RAIL, RR. GRAB	84	1
NUT, FLANGE, 6MM	63	29	PACKING	100	6	RATCHET, STARTER DRIVE	52	2
	69	5	PACKING, DRAIN COCK, 12.5X20 ..	47	7	RECEIVER, CLUTCH CABLE	40	6
	72	14	PACKING, SEAL	98	6	RECTIFIER COMP., REGULATOR	103	5
	100	13		100	5	REFLECTOR, SIDE REFLEX	70	1
NUT, FLANGE, 8MM	65	12	PANEL COMP., RR. BRAKE	77	3	RELAY COMP., WINKER	103	8
NUT, HEADLIGHT CASE	57	7	PANEL SUB ASSY., FR. BRAKE	72	4		104	8
	58	8	PANEL SUB COMP., FR. BRAKE	72	4	RETAINER, KICK SPINDLE	52	4
NUT, HEX., 10MM	61	4	PEDAL COMP., BRAKE	90	10	RETAINER, VALVE SPRING	36	9
		5	PEDAL, GEAR CHANGE	90	1	RIM, FR. WHEEL	74	9
	98	7	PIECE, OIL LOCK	70	10	RIM, HEADLIGHT	58	2
NUT, HEX., 6MM	71	26	PINION, KICK STARTER	52	1	RIM, RR. WHEEL	78	13
	93	19	PIN A, PILLION STEP	91	8	RING SET, PISTON	48	2
	102	18	PIN, GUIDE ROLLER	37	11	RING, BACK UP	70	6
NUT, HEX., 7MM	35	12	PIN, PISTON	48	4	RING, OIL SEAL STOP	71	24
NUT, HEX., 8MM	77	15	PIN, SHIFT RETURN SPRING	51	10	RING, OIL SEAL STOPPER	71	24
	93	18	PIN, SPLIT, 1.6X15	91	7	RING, PISTON	70	11
NUT, SPECIAL FLANGE, 14MM	41	11	PIN, SPLIT, 2.0X15	77	16	ROD COMP., TENSIONER PUSH	37	8
	46	11		90	14	ROD, CLUTCH LIFTER	41	9
NUT, SPECIAL, 6MM	93	15	PIN, SPLIT, 3.0X25	92	8	ROD, RR. BRAKE	90	9
NUT, STEERING STEM	64	8	PIPE A, INLET	35	8	ROLLER COMP., CAM CHAIN GUIDE ..	37	10
	65	9	PIPE B, INLET	35	19		46	19
NUT, TAPPET ADJUSTING	36	14	PIPE COMP., FR. FORK	70	4	ROLLER, 3X15.8	51	17
NUT, U, 10MM	92	6	PIPE COMP., RR. GRIP	83	1	ROLLER, CAM CHAIN TENSIONER ..	37	4
[O]			PIPE, SEAT	70	12	ROTOR, NEUTRAL SWITCH	51	11
OIL PUMP ASSY.	46	2	PIPE, STEERING HANDLE	64	4	ROTOR, OIL FILTER	46	8
OIL SEAL, 14X22X5	47	10		65	5	ROTOR, OIL PUMP INNER	46	5
OIL SEAL, 16X28X7	40	9	PISTON	48	3	ROTOR, OIL PUMP OUTER	46	6
OIL SEAL, 17X29X5	50	23	PIVOT, SHIFT DRUM STOPPER ARM ..	51	13	RUBBER A, SHOCK	102	10
OIL SEAL, 21X37X7	75	12	PLATE COMP., GEARSHIFT DRUM			RUBBER A, STAND STOPPER	88	9
OIL SEAL, 27X40X6	79	23	PLATE SET, VALVE	53	10		89	4
	80	18		55	9	RUBBER B, SEAT SETTING	83	3
OIL SEAL, 47X57X7	72	12	PLATE, BEARING HOLDER	47	8		84	4
OIL SEAL, 47X60X7	72	12	PLATE, CLUTCH	41	5	RUBBER B, SHOCK	102	11
0-RING	45	8	PLATE, CLUTCH LIFTER	41	7	RUBBER, BATTERY BOX	101	6
	55	10	PLATE, CLUTCH PRESSURE	41	6		102	14
		11	PLATE, CONTACT FIXING	47	5	RUBBER, FR. FENDER MOUNTING	69	3
	71	25	PLATE, FIXING	49	12		100	8
	81	1	PLATE, FR. ENGINE HANGER	105	2	RUBBER, GEAR CHANGE PEDAL	90	2
		5	PLATE, LEVER SETTING	55	17	RUBBER, KICK STARTER	90	5
	82	1	PLATE, OIL STOPPER	47	3	RUBBER, MUFFLER MOUNTING	88	4
		3	PLATE, RR. WINKER	98	12	RUBBER, PILLION STEP	91	3
0-RING, 13.8X2.5	43	7	PLATE, STAY	53	13	RUBBER, PROTECTOR PACKING	88	2
0-RING, 18X3	40	11	PLUG, BREATHER TUBE	87	9	RUBBER, RR. FUEL TANK MOUNTING ..	82	5
0-RING, 1.3X4.3	53	11	PLUG, SPARK	35	9	RUBBER, SEAT SETTING	84	5
0-RING, 24.4X3.1	45	7				RUBBER, STEP	91	2
0-RING, 27X2.0	35	15				RUBBER, STOPPER ARM	77	6
0-RING, 31.7X2.4	43	8						

PART NAME INDEX

Part name	Page	Ref.	Part name	Page	Ref.	Part name	Page	Ref.
[S]								
SCREEN SET, FUEL STRAINER	81	3	SOCKET COMP., TAILLIGHT	100	4	SWITCH COMP., L. FR.	63	32
SCREEN, OIL FILTER	46	7	SPANNER, 10X14	106	3	[T]		
SCREW-WASHER, 4X10	59	10	SPANNER, 12X17	106	4	TAILLIGHT UNIT	100	1
SCREW-WASHER, 4X18	53	18	SPEEDOMETER ASSY.	59	5	TANK SET, FUEL	81	8
	55	23	SPEEDOMETER COMP.	59	7		82	7
SCREW-WASHER, 4X8	60	11	SPINDLE COMP., GEARSHIFT	60	5	THREAD COMP., STEERING HEAD		
SCREW-WASHER, 5X10	55	24	SPINDLE, KICK STARTER	51	8	TOP	66	9
SCREW-WASHER, 5X12	53	19	SPOKE SET A, 10X158.5	78	3	TIRE, FR.	67	8
SCREW SET	53	5	SPOKE SET A, 10X159	78	2		74	10
		9	SPOKE SET A, 12X157	74	2		76	5
	55	6	SPOKE SET A, 12X157.5	74	1	TIRE, RR.	78	14
		8	SPOKE SET A, 12X170	74	2		80	10
		11	SPOKE SET A, 12X170.5	74	1	TOP	55	22
SCREW, 5X12	87	11	SPRING	58	3	TOP SET	55	4
SCREW, OVAL, 5X16	72	13	SPRING A, BRAKE ROD	90	15	TUBE	53	17
SCREW, PAN, 4X14	59	14	SPRING G, MAIN STAND	92	9	TUBE, 3.5X410	53	22
SCREW, PAN, 4X30	59	15	SPRING, BRAKE ARM RETURN	72	10	TUBE, AIR CLEANER CONNECTING..	87	7
SCREW, PAN, 5X10.5	57	9	SPRING, BRAKE PEDAL	90	11	TUBE, AIR VENT	55	20
SCREW, PAN, 5X13	58	11	SPRING, BRAKE SHOE	72	8	TUBE, BATTERY BREATHER	101	3
	100	12		77	9		102	3
SCREW, PAN, 5X20	63	26	SPRING, CAM CHAIN TENSIONER ...	37	7	TUBE, BREATHER	87	8
SCREW, PAN, 5X25	63	27	SPRING, CLUTCH	41	8	TUBE, DRAIN	55	21
		40	SPRING, CLUTCH LEVER	40	5	TUBE, FUEL	81	12
SCREW, SIDE STAND PIVOT	92	5	SPRING, FRICTION STARTER GEAR ..	52	6		82	10
SCREW, TAPPET ADJUSTING	36	13	SPRING, FR. BRAKE ARM RETURN ..	72	10	TUBE, TIRE	74	11
SCREW, TAPPING	99	9	SPRING, FR. FORK	70	3		76	6
SCREW, TAPPING, 3X16	60	7	SPRING, GEARSHIFT RETURN	51	9		78	15
SCREW, TAPPING, 3.9X25	100	3	SPRING, KICK RETURN	52	7		79	15
SCREW, TAPPING, 4X12	58	13	SPRING, KICK STARTER	90	6	TUBE, VINYL, 8X12X390	87	16
	65	11	SPRING, REBOUND	70	5	[V]		
SCREW, TAPPING, 4X14	59	6	SPRING, SHIFT DRUM STOPPER	51	7	VALVE COMP., FLOAT	53	14
SCREW, TAPPING, 4X8	46	15	SPRING, SIDE STAND	92	4		55	18
SCREW, TAPPING, 4.2X13	98	5	SPRING, STOP SWITCH	90	8	VALVE SET, THROTTLE	53	8
SCREW, TAPPING, 5X16	101	9	SPRING, VALVE	36	8		55	7
	102	17	SPROCKET, CAM	37	1	VALVE, EX.	36	7
SCREW, U-LOCK FLAT, 6X12	66	11	SPROCKET, DRIVE	49	11	VALVE, IN.	36	6
SEAL SET, FR. FORK	70	13	SPROCKET, FINAL DRIVEN	78	4	[W]		
SEAL, AIR CLEANER CASE	87	4		80	2	WASHER, 12X24X2.3	44	3
SEAL, DUST	70	9	STAND COMP., MAIN	92	1	WASHER, 14MM	51	15
SEAL, VALVE STEM	36	1	STATOR COMP.	44	2	WASHER, 14.2X26X3	41	13
SEAT ASSY., DOUBLE	83	2	STAY, HEADLIGHT	58	9		46	12
SEAT COMP., DOUBLE	84	2	STEM SUB ASSY., STEERING	66	8	WASHER, 15.5X22	90	12
SEAT, VALVE SPRING	36	10		67	7	WASHER, 25X20.2X1	52	9
SET RING, 20MM	52	10	STOPPER COMP., GEARSHIFT DRUM ..	51	6	WASHER, 6X18X1	59	3
SHAFT, EX. ROCKER ARM	36	5	STRAP, CABLE	100	11	WASHER, 6.5X20	97	3
SHAFT, GEARSHIFT FORK	51	3	STRIPE, L. FUEL TANK	109	2	WASHER, 6.5X26X2.3	37	16
SHAFT, IN. ROCKER ARM	36	4	STRIPE, R. FUEL TANK	109	1	WASHER, 7.2X16X2.5	35	13
SHAFT, MAIN STAND PIVOT	92	2	SUSPENSION, WINKER RELAY	103	9	WASHER, 8MM	37	18
SHAFT, REDUCTION GEAR	42	5		104	9	WASHER, 9.2MM	46	13
SHOE SET, BRAKE	72	1	SWINGARM SUB ASSY., RR.	93	13	WASHER, DRUM STOPPER	51	14
	77	1	SWITCH ASSY., COMBINATION	64	2	WASHER, FR. FENDER	69	4
SLEEVE, RR. WHEEL	78	6	SWITCH ASSY., COMBINATION &					
	80	4	LOCK	65	2			
SLIDER, CHAIN	93	12	SWITCH ASSY., FR. STOP	62	5			
SOCKET COMP.	58	5	SWITCH ASSY., RR. STOP	90	7			
	59	9	SWITCH ASSY., START	63	39			
	60	6	SWITCH ASSY., STARTER MAGNETIC	102	9			
SOCKET COMP., HEADLIGHT	57	3	SWITCH ASSY., WINKER	62	4			

1

FOREWORD INDEX

2

ENGINE GROUP

3

FRAME GROUP

4

PART NUMBER INDEX

5

PART NAME INDEX

HONDA
The Power of Dreams



PARTS CATALOGUE NEWS

Honda Motor Co., Ltd.
Service Division Service Information Dept.

PARTS CATALOGUE - CORRECTED

Printed in Japan

CODE NO.	13K08E03
PARTS CATALOGUE NEWS	CG110SH / Ace110 CG110SHE CG110SHJ CG110SHK
NEWS NO.	001

(KE-KD)

Block No.	Ref. No.	Note	Part No.	Description	Reqd. QTY			Serial No.	Parts catalogue code
					E	J	K		
E-4	3		14500-KYY-900	ARM COMP., CAM CHAIN TENSIONER	1	1	1	-----	4NR, DK, KE
		A	14500-KYY-901	-	-	1	-----	2DK, 2KE, 2LA, 2NR, 3KE, LA

NOTE A:PART NO. CHANGE D:NEWLY PROVIDED E:PART NO. DELETION K:REQUIRED NO. CORRECTION L:APPLICATION SERIAL NO. CORRECTION
M:PART DESCRIPTION CORRECTION T:APPLICATION CORRECTION Z:REMARKS CHANGE



PARTS CATALOGUE NEWS

Honda Motor Co., Ltd.
Service Division Service Information Dept.

PARTS CATALOGUE - CORRECTED

Printed in Japan

CODE NO.	13K08E03
PARTS CATALOGUE NEWS	CG110SH / Ace110 CG110SHE CG110SHJ CG110SHK
NEWS NO.	002

(KE-KD)

Block No.	Ref. No.	Note	Part No.	Description	Reqd. QTY			Serial No.	Parts catalogue code
					E	J	K		
E-24-1	14	E	16100-K08-K20	*PARTS NO. DELETION					
		A	16100-K08-K21	CARBURETOR ASSY. (NPZ 20B).....	-	-	1	-----	2KE, 3KE

NOTE A:PART NO. CHANGE D:NEWLY PROVIDED E:PART NO. DELETION K:REQUIRED NO. CORRECTION L:APPLICATION SERIAL NO. CORRECTION
M:PART DESCRIPTION CORRECTION T:APPLICATION CORRECTION Z:REMARKS CHANGE



PARTS CATALOGUE NEWS

Honda Motor Co., Ltd.
Service Division Service Information Dept.

PARTS CATALOGUE - CORRECTED

Printed in Japan

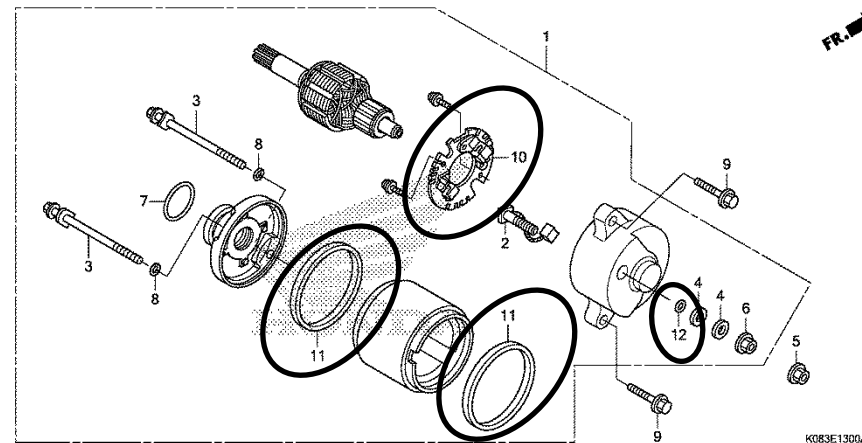
CODE NO.	13K08E03
PARTS CATALOGUE NEWS	CG110SH / Ace110 CG110SHE CG110SHJ CG110SHK
NEWS NO.	003

(KE-KD)

Block No.	Ref. No.	Note	Part No.	Description	Reqd. QTY	Serial No.	Parts catalogue code
					CG110SH E J K		

E-13 STARTING MOTOR

Ref. No.	(Relative ref. Number)	Description	FRT
2	(11)		
6121A4	TERMINAL, BRUSH (STARTER)	0.6
10 6121A5	HOLDER, BRUSH (STARTER)	0.6



NOTE A:PART NO. CHANGE D:NEWLY PROVIDED E:PART NO. DELETION K:REQUIRED NO. CORRECTION L:APPLICATION SERIAL NO. CORRECTION
M:PART DESCRIPTION CORRECTION T:APPLICATION CORRECTION Z:REMARKS CHANGE

PARTS CATALOGUE NEWS

BOOKNo. :13K08E03

Block No.	Ref. No.	Note	Part No.	Description	Reqd. QTY			Serial No.	Parts catalogue code
					E	J	K		
E-13	2	E	31201-KYY-931	*PARTS NO. DELETION					
		A	31201-KPH-W00	BRUSH SET, TERMINAL	-	-	1	-----	2DK, 2KE, 2LA, 2NR
	3	E	31205-KYY-931	*PARTS NO. DELETION					
		A	31205-KPH W00	BOLT SET.....	-	-	1	-----	2DK, 2KE, 2LA, 2NR
	10	D	31202-KYY-931	HOLDER ASSY., BRUSH.....	-	-	1	-----	2DK, 2KE, 2LA, 2NR
	11	D	31207-KRH-651	RING.....	-	-	1	-----	2DK, 2KE, 2LA, 2NR
	12	D	91308-KRH-651	PACKING.....	-	-	1	-----	2DK, 2KE, 2LA, 2NR

NOTE A:PART NO. CHANGE D:NEWLY PROVIDED E:PART NO. DELETION K:REQUIRED NO. CORRECTION L:APPLICATION SERIAL NO. CORRECTION
M:PART DESCRIPTION CORRECTION T:APPLICATION CORRECTION Z:REMARKS CHANGE



PARTS CATALOGUE NEWS

Honda Motor Co., Ltd.
Service Division Service Information Dept.

PARTS CATALOGUE - CORRECTED

Printed in Japan

CODE NO.	13K08E03
PARTS CATALOGUE NEWS	CG110SH / Ace110 CG110SHE CG110SHJ CG110SHK
NEWS NO.	004

(KE-KD)

Block No.	Ref. No.	Note	Part No.	Description	Reqd. QTY			Serial No.	Parts catalogue code
					E	J	K		
E-13	8	E	91320-KYY-931	*PARTS NO. DELETION					
		A	91320-KPH-W00	O-RING	-	-	2	-----	2DK, 2KE, 2LA, 2NR

NOTE A:PART NO. CHANGE D:NEWLY PROVIDED E:PART NO. DELETION K:REQUIRED NO. CORRECTION L:APPLICATION SERIAL NO. CORRECTION
M:PART DESCRIPTION CORRECTION T:APPLICATION CORRECTION Z:REMARKS CHANGE