

***CGR1251SH / CGR1252SH / CGR1255SH / CGR1256SH***  
***CGR1257SH / CGR1258SH / CGR1259SH***

**CGR1251SH<sub>5</sub>**  
**CGR1252SH<sub>5</sub>**  
**CGR1255SH<sub>8</sub>**  
**CGR1256SH<sub>8</sub>**  
**CGR1257SH<sub>8</sub>**  
**CGR1255SH<sub>A</sub>**  
**CGR1256SH<sub>A</sub>**  
**CGR1255SH<sub>B</sub>**  
**CGR1256SH<sub>B</sub>**  
**CGR1258SH<sub>B</sub>**  
**CGR1259SH<sub>B</sub>**

**PARTS CATALOGUE**

**4**

---

**FOREWORD INDEX**

**1**

---

**ENGINE GROUP**

**2**

---

**FRAME GROUP**

**3**

---

**PART NUMBER INDEX**

**4**

---

**PART NAME INDEX**

**5**

---



**Instruction for use of parts catalogue**

- **This parts catalogue has been created as of November 20, 2010.**
  - Since this date, the sales practice for repair parts may have been changed or the parts may have been eliminated (listed for those not for sale).
  - The modified information is reflected on the latest Electronic Parts Catalogue (EPC). Also, refer to the parts catalogue news for any change.
  - See the parts catalogue news for any revision that is made after November 20, 2010.
- **Always specify the part number when ordering a part.**
  - Check the model, type, serial numbers, color, maker, and the size as needed before ordering a part.
  - Note that the illustrations (part drawings) can differ from the actual parts in shape. They are given just to help you to refer to the parts.
- **When modifications or additions to this parts catalogue are made, a revised edition will be issued at an appropriate time, with successively progressing revision numbers on the cover. We recommend obtaining such revisions in order to keep your parts catalogue up-to-date at all times. To check whether a parts catalogue revision has been issued, please contact your Honda distributor.**

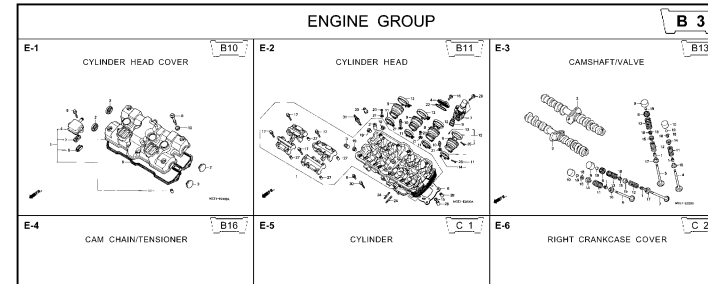
Initial version issue date  
February 10, 2005  
**Honda Motor Co., Ltd.**

**CONTENTS**

	Page	Address No.
● Instruction for use of parts catalogue .....	1	B 1
● How to refer to the part information .....	2	B 2
● Part catalogue structure .....	3	B 3
● When the parts were revised .....	4	B 4
● Abbreviations used in the parts catalogue .....	4	B 4
● Part block and serial number check .....	5	B 5
● Color label attachment position check .....	5	B 5
● Models, parts catalogue codes and applicable serial numbers .....	6	B 6
● Color label .....	7	B 7
● Color chart .....	8	B 8
● Fuel hose, general purpose hoses and vinyl hose .....	25	C 9
● FLAT RATE SERVICE TIME .....	29	C13
● Illustrated index .....	34	D 2
● ENGINE GROUP .....	45	E 1
● FRAME GROUP .....	89	H 1
● PART NO. INDEX .....	173	N 1
● PART NAME INDEX .....	181	2-B 1

How to refer to the part information

A Reference with "Illustrated index"

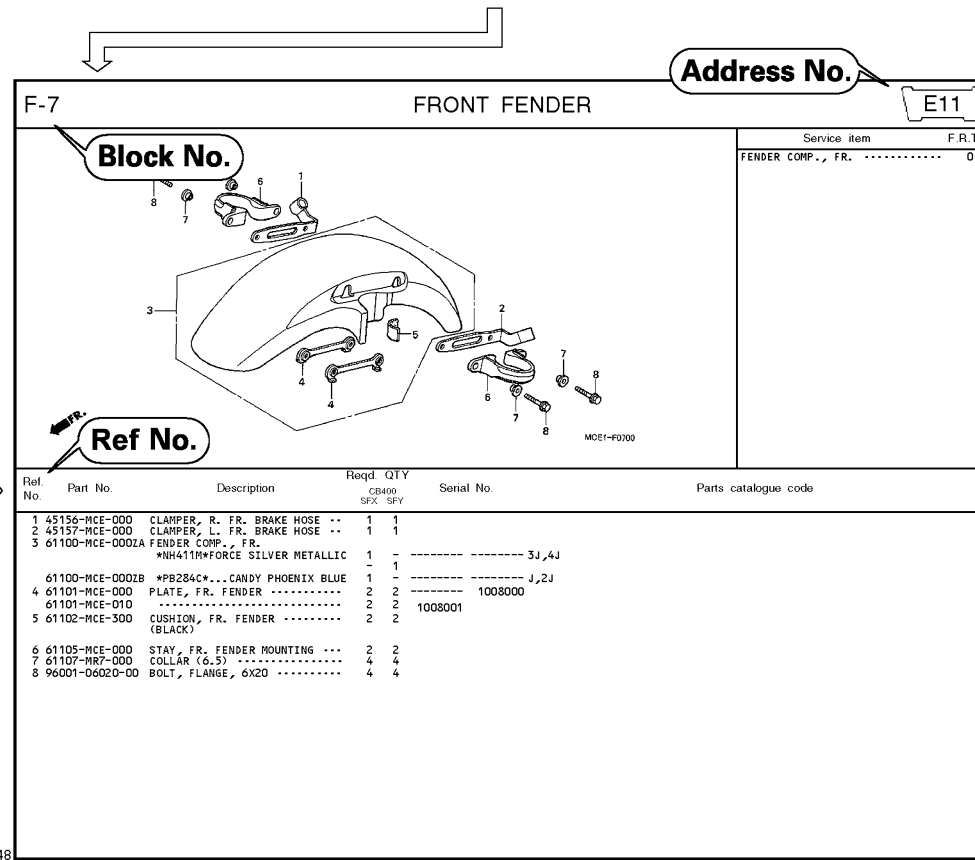


B Reference with "Part number index"

PART NO. INDEX					
Part Number	Address	Page	Ref.	Part Number	Address Page Ref.
04000				13323-MY9-751	C12 28 10 14921
04911-MCE-000	C10	26	1	13324-MY9-751	C12 28 10 14931
				13325-MY9-751	C12 28 10 14932
				13327-MY9-751	C12 28 10 14933
06000				14000	14933
06405-MY5-P00	F13	67	3	14100-MCE-000	B13 13 2 14933
06405-MY5-P10	F13	67	3	14200-MCE-000	B13 13 3 14933
06410-MY9-860	F2	56	1	14321-MCE-000	B16 16 2 14933
06435-MCE-006	F1	55	1	14401-MCE-003	B16 16 3 14933
06451-166-405	E13	51	2	14510-MBE-000	B16 16 4 14934
06451-443-405	F1	55	2	14520-MY9-691	B16 16 5 14934
06451-MA7-405	E13	51	1	14524-MY9-690	B16 16 6 14934
06455-MCE-006	E13	51	3	14546-MCE-000	B16 16 7 14934
				14620-MY9-691	B16 16 8 14934
11000				14711-MCE-000	B13 13 4 14934
11210-MCE-000	C9	25	1	14712-MCE-000	B13 13 5 14934
11330-MCE-305	C2	18	1	14721-MCE-000	B13 13 6 14934
11333-KT8-000	C6	22	1	14722-MCE-000	B13 13 7 14934
11335-MCE-000	C2	18	2	14730-MCE-000	B13 13 8 14934
11360-MCE-000	C7	23	1	14731-MCE-000	B13 13 9 14934
11365-MCE-000	C7	23	2	14731-MY9-751	B13 13 10 14935
11396-MY9-000	C2	18	3	14751-KY2-000	B13 13 11 14935
11631-MCE-000	C5	21	1	14751-MCE-000	B13 13 12 14935
11691-MY9-000	C5	21	2	14761-MCE-000	B13 13 13 14935

C Reference with "Part name index"

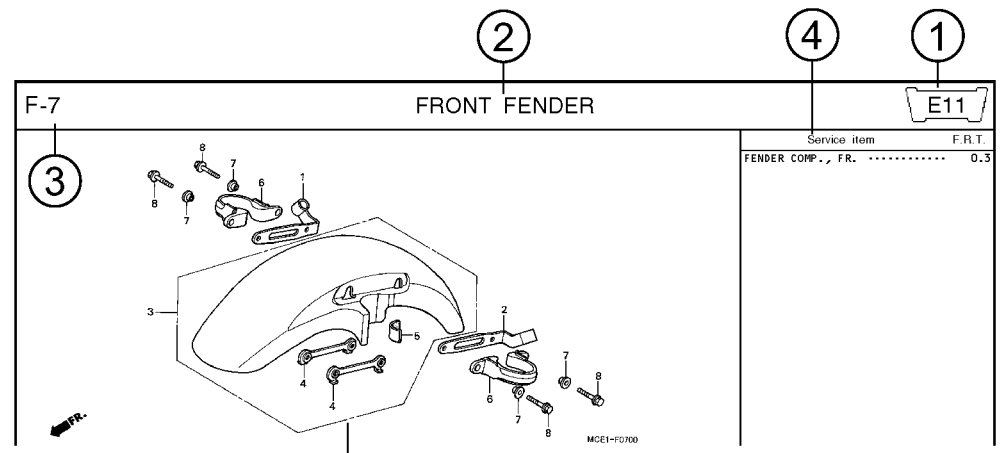
PART NAME INDEX				
Part name	Address	Page	Ref.	Part name
[ A ]				BOLT , CHANG I
ADJUSTER , CHAIN	F13	67	5	BOLT , CLUTC H
ARM COMP , GEAR CHANGE	F10	64	3	BOLT , CONNECT
ARM , L. MAIN STEP	F11	65	8	BOLT , DISK , 6
ARM , L. PILLIØ STEP	F11	65	12	BOLT , DISK , 8
ARM , R. MAIN STEP	F11	65	5	BOLT , DRAIN I
ARM , R. PILLIØ STEP	F11	65	11	BOLT , FLANG E
AUT O DOC K ASSY , FUEL	F4	58	2	BOLT , FLANG E
AXLE , FR. WHEEL	E14	52	3	BOLT , FLANG E
AXLE , RR. WHEEL	F2	56	3	BOLT , FLANG E
[ B ]				BOLT , FLANG E
BAG , AIR PRESSUR E GAUGE	F67	77	4	BOLT , FLANG E
BAG , SERVICE BOOK	F67	77	1	BOLT , FLANG E
BAG , TOOL	F67	77	3	BOLT , FLANG E
BALL , STEEL	F11	65	20	BOLT , FLANG E
BAN D A , INSULATOR	B11	11	11	BOLT , FLANG E
BAN D B , INSULATOR	B11	11	12	BOLT , FLANG E
BAN D , AIR CLEANER CONNECTING	F8	62	22	BOLT , FLANG E
BAN D , U-LOCK	F16	70	5	BOLT , FLANG E
BAN D , WIRE	C10	26	14	BOLT , FLANG E
	E5	43	21	
	G4	74	1R	



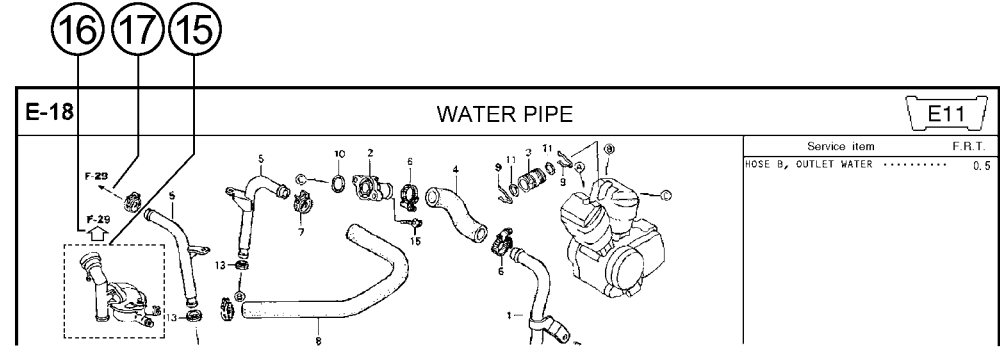
Page No.

2000.09.01 E

Part catalogue structure




Ref. No.	Part No.	Description	Reqd. QTY		Serial No.	Parts catalogue code
			CB400 SFX	SFY		
1	45156-MCE-000	CLAMPER, R. FR. BRAKE HOSE ..	1	1		
2	45157-MCE-000	CLAMPER, L. FR. BRAKE HOSE ..	1	1		
3	61100-MCE-000ZA	FENDER COMP., FR. *NH411M*FORCE SILVER METALLIC	1	-	----- 3J,4J	
	61100-MCE-000ZB	*PB284C*...CANDY PHOENIX BLUE	1	-	----- J,2J	
4	61101-MCE-000	PLATE, FR. FENDER .....	2	2	1008000	
	61101-MCE-010	.....	2	2	1008001	
5	61102-MCE-300	CUSHION, FR. FENDER .....	2	2		
		(BLACK)				



- ① **Address number**
  - Address No. is provided (in place of the page No.) to help you refer to the part with the part No. or part name.
- ② **Block title** ③ **Block number**
- ④ **Service item/Flat rate time**
- ⑤ **Reference number**
  - Title number marked with the parenthesis or parentheses indicates that it continues from the previous page.
- ⑥ **Part number** ⑦ **Honda color code**
- ⑧ **Description**
- ⑨ **Assemblies**
  - Sections framed with broken lines in the exploded view drawings are available as complete assemblies. (Their individual parts can also be obtained.)
- ⑩ **Color description**
- ⑪ **Note**
  - Notes are shown with the parentheses in the part name column.
- ⑫ **Required quantity**
  - Reqd. QTY shown in the parenthesis or parentheses indicates the optional part.
  - Reqd. QTY marked with "N" indicates the optional part that should be selected as needed.
  - Reqd. QTY indicates the number of the part used in the block.
- ⑬ **Serial number**
- ⑭ **Parts catalogue code**
  - When the parts catalogue code column is blank, it indicates that the part is applicable to all codes.
- ⑮
  - Parts enclosed within a dotted line are covered in a different block.
- ⑯
  - A hollow arrow indicates the block No. for the parts enclosed within a dotted line .
- ⑰
  - A solid arrow indicates the block No. the part in question is connected to.

When the parts were revised



Ref. No.	Part No.	Description	Reqd. QTY		Serial No.
			CB400 SFX	SFY	
1	45156-MCE-000	CLAMPER, R. FR. BRAKE HOSE ..	1	1	
2	45157-MCE-000	CLAMPER, L. FR. BRAKE HOSE ..	1	1	
3	61100-MCE-000ZA	FENDER COMP., FR. *NH411M*FORCE SILVER METALLIC	1	-	-----3J,4J
	61100-MCE-000ZB	*PB284C*...CANDY PHOENIX BLUE	1	-	-----J,2J
4	61101-MCE-000	PLATE, FR. FENDER (###).....	2	2	-----1008000
	61101-MCE-010	.....	2	2	-----1008001
5	61102-MCE-300	CUSHION, FR. FENDER ..... (BLACK)	2	2	
6	61105-MCE-000	STAY, FR. FENDER MOUNTING ...	2	2	
7	61107-MR7-000	COLLAR (6.5) .....	4	4	
8	96001-06020-00	BOLT, FLANGE, 6X20 .....	4	4	


The number has been used from the initial model without revision.

When shown at the left side, it is applicable to the models of No.1008001 and the subsequent numbers.

When shown at the right side, it is applicable to the models up to No.1008000.

The parts listed with "###" at the end of the parts name have limited supply period (parts not for sale).

Abbreviations used in the parts catalogue

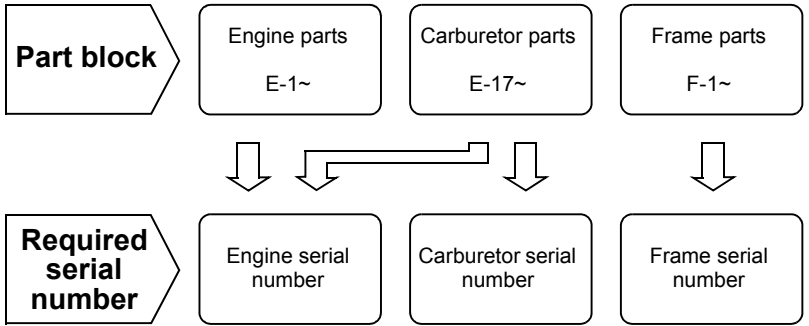


\* "L." or "R." in the description of a part stands for the LEFT hand side or the RIGHT hand side. Determine the left or right as if you were in the motorcycle seat.

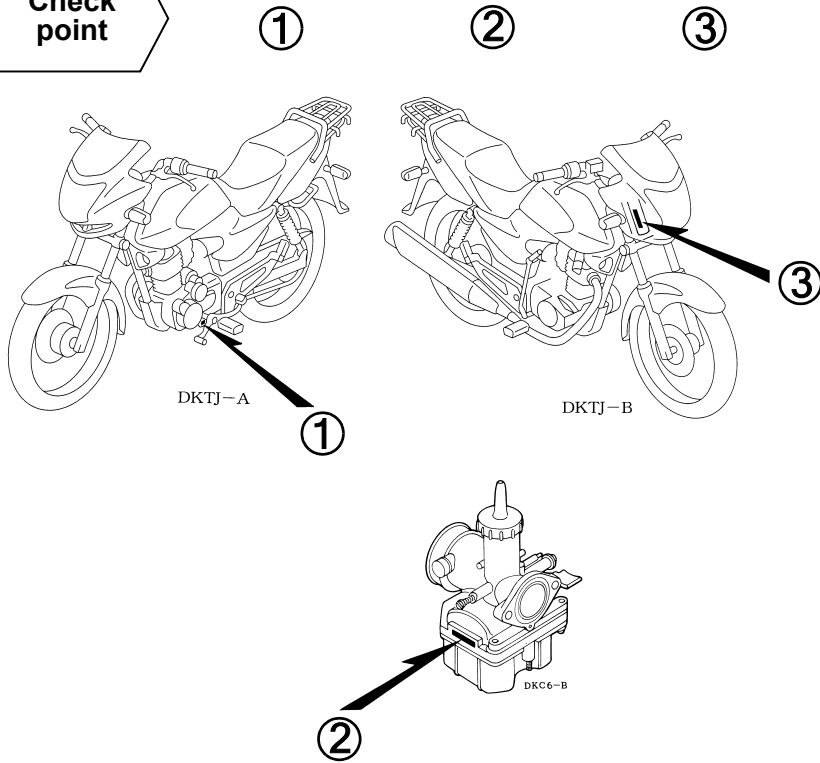
The following abbreviations are used in this parts catalogue.

- A ..... Ampere
- ABS ..... Anti-lock brake system
- A.C. .... Alternating current
- A.M. .... Attaching mark
- ASSY. .... Assembly
- C.D.I. .... Capacitive discharge ignition
- COMP. ... Complete
- D.C. .... Direct current
- EX. .... Exhaust
- FR. .... Front
- G ..... Gram
- HEX. .... Hexagonal
- IN. .... Inlet
- KPH ..... Kilometers per hour
- L. ....Left
- L (100L) .Link (100 Links)
- L.E.D. ....Light emitted diode
- MM .....Millimeter
- MPH .....Miles per hour
- R. ....Right
- RR. ....Rear
- STD. ....Standard
- T (22T) ...Tooth (22 Teeth)
- TCS .....Traction control system
- T.M. ....Transcript mark
- V .....Volt
- W .....Watt
- WL .....With labelling
- WOL .....Without labelling

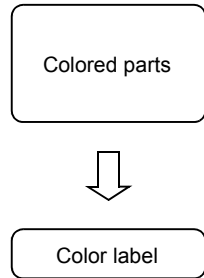
Part block and serial number check



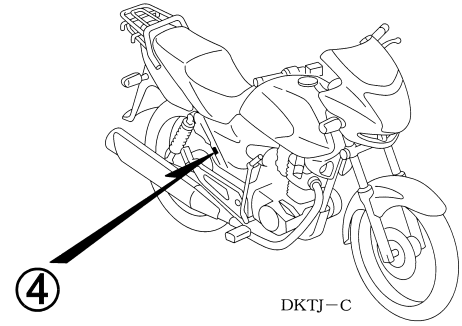
Check point



Color label attachment position check



④





### Models, parts catalogue codes and applicable serial numbers

Models, parts catalogue codes and applicable serial Nos. given in this parts catalogue can be identified as follows.

Parts with parts catalogue codes are exclusive for models destined for countries designated.

If no area codes are listed, parts are for common use.

Model	Area code	Type	Parts catalogue code	Applicable engine serial No.	Applicable frame serial No.	Applicable carburetor identification No.
CGR1251SH <sub>5</sub>	1CH	China	1CH			PDCBE A
	1CH	China	1CH/A			
CGR1252SH <sub>5</sub>	2CH	China	2CH			
	2CH	China	2CH/A			
CGR1255SH <sub>8</sub>	5SH	China	5SH			PDCBN A
CGR1256SH <sub>8</sub>	6SH	China	6SH			
CGR1257SH <sub>8</sub>	7SH	China	7SH			
CGR1255SHA	5CH	China	5CH			PD CBT A
CGR1256SHA	6CH	China	6CH			
CGR1255SH <sub>b</sub>	52CH	China	52CH			PD CDA A
	5CH	China	5CH			
CGR1256SH <sub>b</sub>	62CH	China	62CH			
	6CH	China	6CH			
CGR1258SH <sub>b</sub>	82CH	China	82CH			
	8CH	China	8CH			
CGR1259SH <sub>b</sub>	92CH	China	92CH			
	9CH	China	9CH			

\* Of carburetor/throttle body identification numbers, only the portions underlined in the example below are used for registration.

PDCBE A KC 7

**Color label**

- When ordering parts, check the model name, main color, and code by observing the “COLOR LABEL” on the vehicle.
- When ordering a colored part, use the color chart in the instruction for use of parts catalogue.

**1**

<p><b>VFR800FIW</b></p> <p>COLOR <b>R-157</b></p> <p>CODE <b>R157</b></p>		MODEL		VFR800FIW					
	No.	COLOR		Sparkling silver metallic	Mute black metallic	Applicable model		Applicable block No.	Re
		CODE		NH-295M	NH-359M	Initial applicable model	Final applicable model		
	Name of colored parts	Basic part No.	NH295	NH359					
1									
2									
3									
4									
5									
6									
7									
8									
9									
10									

## Color chart

- When ordering a colored part, refer to the chart below and use a part number consisting of the relevant basic part number to which has been added a part color code.

## CGR1251SH (CGR1251SH5)

No.	MODEL		CGR1251SH5							Applicable block No.	Ref.No.
	COLOR		Candy lucid red	Storming dark gray metallic	Force silver metallic	Candy century blue	Applicable model				
	CODE		R-264C	NH-A50M	NH-411M	PB-361C	Initial applicable model	Final applicable model			
	Name of colored parts	Basic part No.	R264	NHA50	NH411	PB361					
1	BAR COMP., STEP	50610-KTJ-900	ZA	ZA	ZA	ZA			F-20	2	
2	COVER SET, L. SIDE	83620-KTJ-900	ZA	ZB	ZC	ZD			F-16	9	
3	COVER SET, R. SIDE	83520-KTJ-900	ZA	ZB	ZC	ZD			F-16	4	
4	COWL SET, RR. CENTER	77235-KTJ-900	ZD	ZA	ZB	ZC			F-15	9	
5	COWL, FR.	61301-KTJ-900	ZD	ZA	ZB	ZC			F-30	3	
6	COWL, L. RR. SIDE	77225-KTJ-900	ZD	ZA	ZB	ZC			F-15	8	
7	COWL, R. RR. SIDE	77215-KTJ-900	ZD	ZA	ZB	ZC			F-15	7	
8	FENDER, FR.	61100-KTJ-900	ZD	ZA	ZB	ZC			F-7	3	
9	HOLDER, L. PILLION STEP	50725-KTJ-900	ZA	ZA	ZA	ZA			F-20	9	
10	HOLDER, R. PILLION STEP	50720-KTJ-900	ZA	ZA	ZA	ZA			F-20	8	
11	LABEL, COLOR	87565-KTJ-900	ZA	ZB	ZC	ZD			F-32	8	
12	MARK, DRIVE CAUTION	87560-KTJ-900	ZA	ZA	ZB	ZA			F-32	7	
13	MARK, FR. SCREEN	64121-KTJ-900	ZA	ZA	ZA	ZA			F-33	3	
14	MARK, L. FUEL TANK	17514-KTJ-900	ZA	ZB	ZC	ZD			F-33	2	
15	MARK, R. FUEL TANK	17513-KTJ-900	ZA	ZB	ZC	ZD			F-33	1	
16	MARK, RR. CENTER COWL	77227-KTJ-900	ZA	ZA	ZB	ZA			F-33	4	
17	MARK, SIDE COVER	83543-KTJ-900	ZA	ZB	ZC	ZD			F-33	5	
18	PANEL COMP., RR. BRAKE	43100-KRF-B40	ZE	ZE	ZE	ZE			F-12	5	
19	PANEL SUB ASSY., FR. BRAKE	45010-KRF-B40	ZC	ZC	ZC	ZC			F-9	8	
20	TANK SET, FUEL	17520-KTJ-900	ZA	ZB	ZC	ZD			F-14	8	
21	WINDSCREEN SET	64100-KTJ-900	ZA	ZA	ZA	ZA			F-30	6	

## CGR1252SH (CGR1252SH5)

No.	MODEL		CGR1252SH5							
	COLOR		Candy lucid red	Storming dark gray metallic	Force silver metallic	Candy century blue	Applicable model		Applicable block No.	Ref.No.
	CODE		R-264C	NH-A50M	NH-411M	PB-361C	Initial applicable model	Final applicable model		
	Name of colored parts	Basic part No.	R264	NHA50	NH411	PB361				
1	BAR COMP., STEP	50610-KTJ-900	ZA	ZA	ZA	ZA			F-20	2
2	COVER SET, L. SIDE	83620-KTJ-900	ZA	ZB	ZC	ZD			F-16	9
3	COVER SET, R. SIDE	83520-KTJ-900	ZA	ZB	ZC	ZD			F-16	4
4	COWL SET, RR. CENTER	77235-KTJ-900	ZD	ZA	ZB	ZC			F-15	9
5	COWL, FR.	61301-KTJ-900	ZD	ZA	ZB	ZC			F-30	3
6	COWL, L. RR. SIDE	77225-KTJ-900	ZD	ZA	ZB	ZC			F-15	8
7	COWL, R. RR. SIDE	77215-KTJ-900	ZD	ZA	ZB	ZC			F-15	7
8	FENDER, FR.	61100-KTJ-900	ZD	ZA	ZB	ZC			F-7	3
9	HOLDER, L. PILLION STEP	50725-KTJ-900	ZA	ZA	ZA	ZA			F-20	9
10	HOLDER, R. PILLION STEP	50720-KTJ-900	ZA	ZA	ZA	ZA			F-20	8
11	LABEL, COLOR	87565-KTJ-910	ZA	ZB	ZC	ZD			F-32	8
12	MARK, DRIVE CAUTION	87560-KTJ-900	ZA	ZA	ZB	ZA			F-32	7
13	MARK, FR. SCREEN	64121-KTJ-900	ZA	ZA	ZA	ZA			F-33	3
14	MARK, L. FUEL TANK	17514-KTJ-900	ZA	ZB	ZC	ZD			F-33	2
15	MARK, R. FUEL TANK	17513-KTJ-900	ZA	ZB	ZC	ZD			F-33	1
16	MARK, RR. CENTER COWL	77227-KTJ-900	ZA	ZA	ZB	ZA			F-33	4
17	MARK, SIDE COVER	83543-KTJ-900	ZA	ZB	ZC	ZD			F-33	5
18	PANEL COMP., RR. BRAKE	43100-KRF-B40	ZE	ZE	ZE	ZE			F-12	5
19	TANK SET, FUEL	17520-KTJ-900	ZA	ZB	ZC	ZD			F-14	8
20	WINDSCREEN SET	64100-KTJ-900	ZA	ZA	ZA	ZA			F-30	6

## CGR1255SH (CGR1255SH8)

No.	MODEL		CGR1255SH8						
	COLOR		Candy lucid red	Candy aruja blue	Pearl cosmic black	Applicable model		Applicable block No.	Ref.No.
	CODE		R-264C	PB-323C	NH-A64P	Initial applicable model	Final applicable model		
	Name of colored parts	Basic part No.	R264	PB323	NHA64				
1	BAR COMP., STEP	50610-KTJ-900	ZA	ZA	ZA			F-20-1	2
2	COVER SET, L. SIDE	83620-KTJ-C00	ZA	ZB	ZC			F-16-1	7
3	COVER SET, R. SIDE	83520-KTJ-C00	ZA	ZB	ZC			F-16-1	2
4	COWL SET, FR.	61300-KTJ-C00	ZA	ZB	ZC			F-30-1	3
5	COWL SET, L. SIDE	77226-KTJ-C00	ZA	ZB	ZC			F-15-1	10
6	COWL SET, R. SIDE	77216-KTJ-C00	ZA	ZB	ZC			F-15-1	8
7	FENDER SET, RR.	81100-KTJ-C00	ZA	ZA	ZA			F-24-1	3
8	FENDER, FR.	61100-KTJ-C00	ZC	ZB	ZA			F-7	3
9	MARK, DRIVE CAUTION	87560-KTJ-900	ZA	ZA	ZA			F-32	7
10	MARK, FUEL TANK	17515-KTJ-C00	ZA	ZB	ZC			F-33-1	3
11	MARK, RR. FENDER	77227-KTJ-C00	ZA	ZA	ZA			F-33-1	9
12	MARK, WINDSCREEN	64121-KTJ-C00	ZA	ZA	ZA			F-33-1	6
13	PANEL COMP., RR. BRAKE	43100-KRF-B40	ZE	ZE	ZE			F-12	5
14	PANEL SUB ASSY., FR. BRAKE	45010-KRF-B40	ZC	ZC	ZC			F-9	8
15	PLATE, L. PILLION STEP	50740-KTJ-C00	ZA	ZA	ZA			F-20-1	9
16	PLATE, R. PILLION STEP	50730-KTJ-C00	ZA	ZA	ZA			F-20-1	8
17	STRIPE, L. FR. COWL	61307-KTJ-C00	ZA	ZB	ZC			F-33-1	5
18	STRIPE, L. FUEL TANK	17512-KTJ-C00	ZA	ZB	ZC			F-33-1	2
19	STRIPE, L. SIDE COVER	83641-KTJ-C00	ZA	ZB	ZC			F-33-1	11
20	STRIPE, L. SIDE COWL	77222-KTJ-C00	ZA	ZB	ZC			F-33-1	8
21	STRIPE, R. FR. COWL	61306-KTJ-C00	ZA	ZB	ZC			F-33-1	4
22	STRIPE, R. FUEL TANK	17511-KTJ-C00	ZA	ZB	ZC			F-33-1	1
23	STRIPE, R. SIDE COVER	83541-KTJ-C00	ZA	ZB	ZC			F-33-1	10
24	STRIPE, R. SIDE COWL	77221-KTJ-C00	ZA	ZB	ZC			F-33-1	7
25	TANK SET, FUEL	17520-KTJ-C00	ZA	ZB	ZC			F-14	8
26	WINDSCREEN SET	64100-KTJ-C00	ZA	ZA	ZA			F-30-1	7

## CGR1256SH (CGR1256SH8)

No.	MODEL		CGR1256SH8						
	COLOR		Candy lucid red	Candy aruja blue	Pearl cosmic black	Applicable model		Applicable block No.	Ref.No.
	CODE		R-264C	PB-323C	NH-A64P	Initial applicable model	Final applicable model		
	Name of colored parts	Basic part No.	R264	PB323	NHA64				
1	BAR COMP., STEP	50610-KTJ-900	ZA	ZA	ZA			F-20-1	2
2	COVER SET, L. SIDE	83620-KTJ-C00	ZA	ZB	ZC			F-16-1	7
3	COVER SET, R. SIDE	83520-KTJ-C00	ZA	ZB	ZC			F-16-1	2
4	COWL SET, FR.	61300-KTJ-C00	ZA	ZB	ZC			F-30-1	3
5	COWL SET, L. SIDE	77226-KTJ-C00	ZA	ZB	ZC			F-15-1	10
6	COWL SET, R. SIDE	77216-KTJ-C00	ZA	ZB	ZC			F-15-1	8
7	FENDER SET, RR.	81100-KTJ-C00	ZA	ZA	ZA			F-24-1	3
8	FENDER, FR.	61100-KTJ-C00	ZC	ZB	ZA			F-7	3
9	MARK, DRIVE CAUTION	87560-KTJ-900	ZA	ZA	ZA			F-32	7
10	MARK, FUEL TANK	17515-KTJ-C00	ZA	ZB	ZC			F-33-1	3
11	MARK, RR. FENDER	77227-KTJ-C00	ZA	ZA	ZA			F-33-1	9
12	MARK, WINDSCREEN	64121-KTJ-C00	ZA	ZA	ZA			F-33-1	6
13	PANEL COMP., RR. BRAKE	43100-KRF-B40	ZE	ZE	ZE			F-12	5
14	PLATE, L. PILLION STEP	50740-KTJ-C00	ZA	ZA	ZA			F-20-1	9
15	PLATE, R. PILLION STEP	50730-KTJ-C00	ZA	ZA	ZA			F-20-1	8
16	STRIPE, L. FR. COWL	61307-KTJ-C00	ZA	ZB	ZC			F-33-1	5
17	STRIPE, L. FUEL TANK	17512-KTJ-C00	ZA	ZB	ZC			F-33-1	2
18	STRIPE, L. SIDE COVER	83641-KTJ-C00	ZA	ZB	ZC			F-33-1	11
19	STRIPE, L. SIDE COWL	77222-KTJ-C00	ZA	ZB	ZC			F-33-1	8
20	STRIPE, R. FR. COWL	61306-KTJ-C00	ZA	ZB	ZC			F-33-1	4
21	STRIPE, R. FUEL TANK	17511-KTJ-C00	ZA	ZB	ZC			F-33-1	1
22	STRIPE, R. SIDE COVER	83541-KTJ-C00	ZA	ZB	ZC			F-33-1	10
23	STRIPE, R. SIDE COWL	77221-KTJ-C00	ZA	ZB	ZC			F-33-1	7
24	TANK SET, FUEL	17520-KTJ-C00	ZA	ZB	ZC			F-14	8
25	WINDSCREEN SET	64100-KTJ-C00	ZA	ZA	ZA			F-30-1	7

## CGR1257SH (CGR1257SH8)

No.	MODEL		CGR1257SH8						
	COLOR		Candy lucid red	Candy aruja blue	Pearl cosmic black	Applicable model		Applicable block No.	Ref.No.
	CODE		R-264C	PB-323C	NH-A64P	Initial applicable model	Final applicable model		
	Name of colored parts	Basic part No.	R264	PB323	NHA64				
1	BAR COMP., STEP	50610-KTJ-900	ZA	ZA	ZA			F-20-1	2
2	COVER SET, L. SIDE	83620-KTJ-C40	ZA	ZB	ZC			F-16-1	7
3	COVER SET, R. SIDE	83520-KTJ-C40	ZA	ZB	ZC			F-16-1	2
4	COWL, FR.	61301-KTJ-C00	ZC	ZB	ZA			F-30-1	4
5	COWL, L. SIDE	77225-KTJ-C00	ZC	ZB	ZA			F-15-1	9
6	COWL, R. SIDE	77215-KTJ-C00	ZC	ZB	ZA			F-15-1	7
7	FENDER SET, RR.	81100-KTJ-C00	ZA	ZA	ZA			F-24-1	3
8	FENDER, FR.	61100-KTJ-C00	ZC	ZB	ZA			F-7	3
9	MARK, DRIVE CAUTION	87560-KTJ-900	ZA	ZA	ZA			F-32	7
10	MARK, FUEL TANK	17515-KTJ-C00	ZA	ZB	ZC			F-33-2	1
11	MARK, L. SIDE COVER	83643-KTJ-C40	ZA	ZB	ZC			F-33-2	5
12	MARK, R. SIDE COVER	83543-KTJ-C40	ZA	ZB	ZC			F-33-2	4
13	MARK, RR. FENDER	77227-KTJ-C00	ZA	ZA	ZA			F-33-2	3
14	MARK, WINDSCREEN	64121-KTJ-C00	ZA	ZA	ZA			F-33-2	2
15	PANEL COMP., RR. BRAKE	43100-KRF-B40	ZE	ZE	ZE			F-12	5
16	PANEL SUB ASSY., FR. BRAKE	45010-KRF-B40	ZC	ZC	ZC			F-9	8
17	PLATE, L. PILLION STEP	50740-KTJ-C00	ZA	ZA	ZA			F-20-1	9
18	PLATE, R. PILLION STEP	50730-KTJ-C00	ZA	ZA	ZA			F-20-1	8
19	TANK SET, FUEL	17520-KTJ-C40	ZA	ZB	ZC			F-14	8
20	WINDSCREEN SET	64100-KTJ-C00	ZA	ZA	ZA			F-30-1	7

## CGR1255SH (CGR1255SHA)

No.	MODEL		CGR1255SHA						
	COLOR		Candy lucid red	Candy aruja blue	Pearl cosmic black	Applicable model		Applicable block No.	Ref.No.
	CODE		R-264C	PB-323C	NH-A64P	Initial applicable model	Final applicable model		
	Name of colored parts	Basic part No.	R264	PB323	NHA64				
1	COVER SET, L. SIDE	83620-KTJ-C60	ZA	ZB	ZC			F-16-1	7
2	COVER SET, R. SIDE	83520-KTJ-C60	ZA	ZB	ZC			F-16-1	2
3	COWL SET, FR.	61300-KTJ-C60	ZC	ZB	ZA			F-30-1	3
4	COWL SET, L. SIDE	77226-KTJ-C60	ZC	ZB	ZA			F-15-1	10
5	COWL SET, R. SIDE	77216-KTJ-C60	ZC	ZB	ZA			F-15-1	8
6	FENDER SET, RR.	81100-KTJ-C60	ZA	ZA	ZA			F-24-1	3
7	FENDER, FR.	61100-KTJ-C60	ZC	ZB	ZA			F-7	3
8	FLANGE SUB ASSY., FINAL DRIVEN	42615-KWK-900	ZC	ZC	ZC			F-13	10
9	MARK, DRIVE CAUTION	87560-KTJ-900	ZA	ZA	ZA			F-32	7
10	MARK, L. FUEL TANK	17546-KTJ-C60	ZA	ZB	ZC			F-33-3	6
11	MARK, R. FUEL TANK	17545-KTJ-C60	ZA	ZB	ZC			F-33-3	5
12	MARK, RR. FENDER	77227-KTJ-C00	ZA	ZA	ZA			F-33-3	12
13	MARK, WINDSCREEN	64121-KTJ-C60	ZA	ZA	ZA			F-33-3	9
14	PANEL COMP., RR. BRAKE	43100-KRF-B40	ZB	ZB	ZB			F-12	5
15	PANEL SUB ASSY., FR. BRAKE	45010-KRF-B40	ZA	ZA	ZA			F-9	8
16	PLATE, L. PILLION STEP	50740-KTJ-C60	ZA	ZA	ZA			F-20-1	9
17	PLATE, R. PILLION STEP	50730-KTJ-C60	ZA	ZA	ZA			F-20-1	8
18	STRIPE A, L. FUEL TANK	17542-KTJ-C60	ZA	ZB	ZC			F-33-3	2
19	STRIPE A, R. FUEL TANK	17541-KTJ-C60	ZA	ZB	ZC			F-33-3	1
20	STRIPE B, L. FUEL TANK	17544-KTJ-C60	ZA	ZB	ZC			F-33-3	4
21	STRIPE B, R. FUEL TANK	17543-KTJ-C60	ZA	ZB	ZC			F-33-3	3
22	STRIPE, L. FR. COWL	61307-KTJ-C60	ZA	ZB	ZC			F-33-3	8
23	STRIPE, L. SIDE COVER	83641-KTJ-C60	ZA	ZB	ZC			F-33-3	14
24	STRIPE, L. SIDE COWL	77222-KTJ-C60	ZA	ZB	ZC			F-33-3	11
25	STRIPE, R. FR. COWL	61306-KTJ-C60	ZA	ZB	ZC			F-33-3	7



## CGR1255SH (CGR1255SHA)

No.	MODEL		CGR1255SHA						
	COLOR		Candy lucid red	Candy aruja blue	Pearl cosmic black	Applicable model		Applicable block No.	Ref.No.
	CODE		R-264C	PB-323C	NH-A64P	Initial applicable model	Final applicable model		
	Name of colored parts	Basic part No.	R264	PB323	NHA64				
26	STRIPE, R. SIDE COVER	83541-KTJ-C60	ZA	ZB	ZC			F-33-3	13
27	STRIPE, R. SIDE COWL	77221-KTJ-C60	ZA	ZB	ZC			F-33-3	10
28	TANK SET, FUEL	17520-KTJ-C60	ZC	ZB	ZA			F-14	8
29	WINDSCREEN SET	64100-KTJ-C60	ZA	ZA	ZA			F-30-1	7

1

## CGR1256SH (CGR1256SHA)

No.	MODEL		CGR1256SHA						
	COLOR		Candy lucid red	Candy aruja blue	Pearl cosmic black	Applicable model		Applicable block No.	Ref.No.
	CODE		R-264C	PB-323C	NH-A64P	Initial applicable model	Final applicable model		
	Name of colored parts	Basic part No.	R264	PB323	NHA64				
1	COVER SET, L. SIDE	83620-KTJ-C60	ZA	ZB	ZC			F-16-1	7
2	COVER SET, R. SIDE	83520-KTJ-C60	ZA	ZB	ZC			F-16-1	2
3	COWL SET, FR.	61300-KTJ-C60	ZC	ZB	ZA			F-30-1	3
4	COWL SET, L. SIDE	77226-KTJ-C60	ZC	ZB	ZA			F-15-1	10
5	COWL SET, R. SIDE	77216-KTJ-C60	ZC	ZB	ZA			F-15-1	8
6	FENDER SET, RR.	81100-KTJ-C60	ZA	ZA	ZA			F-24-1	3
7	FENDER, FR.	61100-KTJ-C60	ZC	ZB	ZA			F-7	3
8	FLANGE SUB ASSY., FINAL DRIVEN	42615-KWK-900	ZC	ZC	ZC			F-13	10
9	MARK, DRIVE CAUTION	87560-KTJ-900	ZA	ZA	ZA			F-32	7
10	MARK, L. FUEL TANK	17546-KTJ-C60	ZA	ZB	ZC			F-33-3	6
11	MARK, R. FUEL TANK	17545-KTJ-C60	ZA	ZB	ZC			F-33-3	5
12	MARK, RR. FENDER	77227-KTJ-C00	ZA	ZA	ZA			F-33-3	12
13	MARK, WINDSCREEN	64121-KTJ-C60	ZA	ZA	ZA			F-33-3	9
14	PANEL COMP., RR. BRAKE	43100-KRF-B40	ZB	ZB	ZB			F-12	5
15	PLATE, L. PILLION STEP	50740-KTJ-C60	ZA	ZA	ZA			F-20-1	9
16	PLATE, R. PILLION STEP	50730-KTJ-C60	ZA	ZA	ZA			F-20-1	8
17	STRIPE A, L. FUEL TANK	17542-KTJ-C60	ZA	ZB	ZC			F-33-3	2
18	STRIPE A, R. FUEL TANK	17541-KTJ-C60	ZA	ZB	ZC			F-33-3	1
19	STRIPE B, L. FUEL TANK	17544-KTJ-C60	ZA	ZB	ZC			F-33-3	4
20	STRIPE B, R. FUEL TANK	17543-KTJ-C60	ZA	ZB	ZC			F-33-3	3
21	STRIPE, L. FR. COWL	61307-KTJ-C60	ZA	ZB	ZC			F-33-3	8
22	STRIPE, L. SIDE COVER	83641-KTJ-C60	ZA	ZB	ZC			F-33-3	14
23	STRIPE, L. SIDE COWL	77222-KTJ-C60	ZA	ZB	ZC			F-33-3	11
24	STRIPE, R. FR. COWL	61306-KTJ-C60	ZA	ZB	ZC			F-33-3	7
25	STRIPE, R. SIDE COVER	83541-KTJ-C60	ZA	ZB	ZC			F-33-3	13

## CGR1256SH (CGR1256SHA)

No.	MODEL		CGR1256SHA						
	COLOR		Candy lucid red	Candy aruja blue	Pearl cosmic black	Applicable model		Applicable block No.	Ref.No.
	CODE		R-264C	PB-323C	NH-A64P	Initial applicable model	Final applicable model		
	Name of colored parts	Basic part No.	R264	PB323	NHA64				
26	STRIPE, R. SIDE COWL	77221-KTJ-C60	ZA	ZB	ZC			F-33-3	10
27	TANK SET, FUEL	17520-KTJ-C60	ZC	ZB	ZA			F-14	8
28	WINDSCREEN SET	64100-KTJ-C60	ZA	ZA	ZA			F-30-1	7

1

CGR1255SH (CGR1255SHB).....52CH

No.	MODEL		CGR1255SHB							
	COLOR		Pearl procyon black NH-A06P	Storming dark gray metallic NH-A50M	Candy century blue PB-361C	Candy lucid red R-264C	Applicable model		Applicable block No.	Ref.No.
	CODE		NHA06H	NHA50T	PB361E	R264E	Initial applicable model	Final applicable model		
	Name of colored parts	Basic part No.								
1	COVER SET, L. SIDE	83620-KTJ-B20	ZD	ZB	ZC	ZE			F-16	9
2	COVER SET, R. SIDE	83520-KTJ-B20	ZD	ZB	ZC	ZE			F-16	4
3	COWL SET, FR.	61300-KTJ-B20	ZD	ZB	ZC	ZE			F-30	14
4	COWL SET, L. SIDE	77226-KTJ-B00	ZD	ZB	ZC	ZE			F-15	20
5	COWL SET, R. SIDE	77216-KTJ-B00	ZD	ZB	ZC	ZE			F-15	19
6	COWL SET, RR. CENTER	77235-KTJ-B00	ZD	ZB	ZC	ZE			F-15	9
7	FENDER, FR.	61100-KTJ-B00	ZE	ZB	ZC	ZD			F-7	3
8	FLANGE SUB ASSY., FINAL DRIVEN	42615-KWK-900	ZC	ZC	ZC	ZC			F-13	10
9	MARK, DRIVE CAUTION	87560-KTJ-900	ZA	ZA	ZA	ZA			F-32	7
10	MARK, FR. SCREEN	64121-KTJ-900	ZA	ZA	ZA	ZA			F-33-4	1
11	MARK, L. FUEL TANK	86176-KTJ-B00	ZD	ZB	ZC	ZE			F-33-4	8
12	MARK, R. FUEL TANK	86175-KTJ-B00	ZD	ZB	ZC	ZE			F-33-4	7
13	MARK, RR. CENTER COWL	77227-KTJ-900	ZA	ZA	ZA	ZA			F-33-4	2
14	PANEL COMP., RR. BRAKE	43100-KRF-B40	ZB	ZB	ZB	ZB			F-12	5
15	PANEL SUB ASSY., FR. BRAKE	45010-KRF-B40	ZA	ZA	ZA	ZA			F-9	8
16	PLATE, L. PILLION STEP	50740-KTJ-C60	ZA	ZA	ZA	ZA			F-20-1	9
17	PLATE, R. PILLION STEP	50730-KTJ-C60	ZA	ZA	ZA	ZA			F-20-1	8
18	STRIPE A, L. FUEL TANK	86172-KTJ-B00	ZD	ZB	ZC	ZE			F-33-4	4
19	STRIPE A, R. FUEL TANK	86171-KTJ-B00	ZD	ZB	ZC	ZE			F-33-4	3
20	STRIPE B, L. FUEL TANK	86174-KTJ-B20	ZD	ZB	ZC	ZE			F-33-4	6
21	STRIPE B, R. FUEL TANK	86173-KTJ-B20	ZD	ZB	ZC	ZE			F-33-4	5
22	STRIPE, L. FR. COWL	86612-KTJ-B20	ZC	ZE	ZD	ZB			F-33-4	10
23	STRIPE, L. SIDE COVER	86832-KTJ-B20	ZD	ZB	ZC	ZE			F-33-4	16
24	STRIPE, L. SIDE COWL	86772-KTJ-B00	ZD	ZB	ZC	ZE			F-33-4	12
25	STRIPE, R. FR. COWL	86611-KTJ-B20	ZC	ZE	ZD	ZB			F-33-4	9
26	STRIPE, R. SIDE COVER	86831-KTJ-B20	ZD	ZB	ZC	ZE			F-33-4	14
27	STRIPE, R. SIDE COWL	86771-KTJ-B00	ZD	ZB	ZC	ZE			F-33-4	11
28	TANK SET, FUEL	17520-KTJ-B20	ZD	ZB	ZC	ZE			F-14	8
29	WINDSCREEN SET	64100-KTJ-900	ZA	ZA	ZA	ZA			F-30	6



CGR1255SH (CGR1255SHB).....5CH

1

No.	MODEL		CGR1255SHB							
	COLOR		Pearl procyon black NH-A06P	Storming dark gray metallic NH-A50M	Candy century blue PB-361C	Candy lucid red R-264C	Applicable model		Applicable block No.	Ref.No.
	CODE		NHA06	NHA50	PB361	R264	Initial applicable model	Final applicable model		
	Name of colored parts	Basic part No.								
1	COVER SET, L. SIDE	83620-KTJ-B00	ZG	ZE	ZF	ZH			F-16	9
2	COVER SET, R. SIDE	83520-KTJ-B00	ZC	ZA	ZB	ZD			F-16	4
3	COWL SET, L. SIDE	77226-KTJ-B00	ZD	ZB	ZC	ZE			F-15	20
4	COWL SET, R. SIDE	77216-KTJ-B00	ZD	ZB	ZC	ZE			F-15	19
5	COWL SET, RR. CENTER	77235-KTJ-B00	ZD	ZB	ZC	ZE			F-15	9
6	COWL, L. RR. SIDE	77225-KTJ-900	ZE	ZA	ZC	ZD			F-15	8
7	COWL, R. RR. SIDE	77215-KTJ-900	ZE	ZA	ZC	ZD			F-15	7
8	FENDER, FR.	61100-KTJ-B00	ZE	ZB	ZC	ZD			F-7	3
9	FLANGE SUB ASSY., FINAL DRIVEN	42615-KWK-900	ZC	ZC	ZC	ZC			F-13	10
10	MARK, DRIVE CAUTION	87560-KTJ-900	ZA	ZA	ZA	ZA			F-32	7
11	MARK, L. FUEL TANK	86176-KTJ-B00	ZD	ZB	ZC	ZE			F-33-4	8
12	MARK, R. FUEL TANK	86175-KTJ-B00	ZD	ZB	ZC	ZE			F-33-4	7
13	MARK, RR. CENTER COWL	77227-KTJ-900	ZA	ZA	ZA	ZA			F-33-4	2
14	PANEL COMP., RR. BRAKE	43100-KRF-B40	ZB	ZB	ZB	ZB			F-12	5
15	PANEL SUB ASSY., FR. BRAKE	45010-KRF-B40	ZA	ZA	ZA	ZA			F-9	8
16	PLATE, L. PILLION STEP	50740-KTJ-C60	ZA	ZA	ZA	ZA			F-20-1	9
17	PLATE, R. PILLION STEP	50730-KTJ-C60	ZA	ZA	ZA	ZA			F-20-1	8
18	STRIPE A, L. FUEL TANK	86172-KTJ-B00	ZD	ZB	ZC	ZE			F-33-4	4
19	STRIPE A, R. FUEL TANK	86171-KTJ-B00	ZD	ZB	ZC	ZE			F-33-4	3
20	STRIPE, L. SIDE COVER	86832-KTJ-B00	ZC	ZA	ZB	ZD			F-33-4	15
21	STRIPE, L. SIDE COWL	86772-KTJ-B00	ZD	ZB	ZC	ZE			F-33-4	12
22	STRIPE, R. SIDE COVER	86831-KTJ-B00	ZC	ZA	ZB	ZD			F-33-4	13
23	STRIPE, R. SIDE COWL	86771-KTJ-B00	ZD	ZB	ZC	ZE			F-33-4	11
24	TANK SET, FUEL	17520-KTJ-B00	ZC	ZA	ZB	ZD			F-14	8

## CGR1256SH (CGR1256SHB).....62CH

No.	MODEL		CGR1256SHB							
	COLOR		Pearl prcyon black NH-A06P	Storming dark gray metallic NH-A50M	Candy century blue PB-361C	Candy lucid red R-264C	Applicable model		Applicable block No.	Ref.No.
	CODE		NHA06H	NHA50T	PB361E	R264E	Initial applicable model	Final applicable model		
	Name of colored parts	Basic part No.								
1	COVER SET, L. SIDE	83620-KTJ-B20	ZD	ZB	ZC	ZE			F-16	9
2	COVER SET, R. SIDE	83520-KTJ-B20	ZD	ZB	ZC	ZE			F-16	4
3	COWL SET, FR.	61300-KTJ-B20	ZD	ZB	ZC	ZE			F-30	14
4	COWL SET, L. SIDE	77226-KTJ-B00	ZD	ZB	ZC	ZE			F-15	20
5	COWL SET, R. SIDE	77216-KTJ-B00	ZD	ZB	ZC	ZE			F-15	19
6	COWL SET, RR. CENTER	77235-KTJ-B00	ZD	ZB	ZC	ZE			F-15	9
7	FENDER, FR.	61100-KTJ-B00	ZE	ZB	ZC	ZD			F-7	3
8	FLANGE SUB ASSY., FINAL DRIVEN	42615-KWK-900	ZD	ZD	ZD	ZD			F-13	10
9	MARK, DRIVE CAUTION	87560-KTJ-900	ZA	ZA	ZA	ZA			F-32	7
10	MARK, FR. SCREEN	64121-KTJ-900	ZA	ZA	ZA	ZA			F-33-4	1
11	MARK, L. FUEL TANK	86176-KTJ-B00	ZD	ZB	ZC	ZE			F-33-4	8
12	MARK, R. FUEL TANK	86175-KTJ-B00	ZD	ZB	ZC	ZE			F-33-4	7
13	MARK, RR. CENTER COWL	77227-KTJ-900	ZA	ZA	ZA	ZA			F-33-4	2
14	PANEL COMP., RR. BRAKE	43100-KRF-B40	ZF	ZF	ZF	ZF			F-12	5
15	PLATE, L. PILLION STEP	50740-KTJ-C60	ZA	ZA	ZA	ZA			F-20-1	9
16	PLATE, R. PILLION STEP	50730-KTJ-C60	ZA	ZA	ZA	ZA			F-20-1	8
17	STRIPE A, L. FUEL TANK	86172-KTJ-B00	ZD	ZB	ZC	ZE			F-33-4	4
18	STRIPE A, R. FUEL TANK	86171-KTJ-B00	ZD	ZB	ZC	ZE			F-33-4	3
19	STRIPE B, L. FUEL TANK	86174-KTJ-B20	ZD	ZB	ZC	ZE			F-33-4	6
20	STRIPE B, R. FUEL TANK	86173-KTJ-B20	ZD	ZB	ZC	ZE			F-33-4	5
21	STRIPE, L. FR. COWL	86612-KTJ-B20	ZC	ZE	ZD	ZB			F-33-4	10
22	STRIPE, L. SIDE COVER	86832-KTJ-B20	ZD	ZB	ZC	ZE			F-33-4	16
23	STRIPE, L. SIDE COWL	86772-KTJ-B00	ZD	ZB	ZC	ZE			F-33-4	12
24	STRIPE, R. FR. COWL	86611-KTJ-B20	ZC	ZE	ZD	ZB			F-33-4	9
25	STRIPE, R. SIDE COVER	86831-KTJ-B20	ZD	ZB	ZC	ZE			F-33-4	14
26	STRIPE, R. SIDE COWL	86771-KTJ-B00	ZD	ZB	ZC	ZE			F-33-4	11
27	TANK SET, FUEL	17520-KTJ-B20	ZD	ZB	ZC	ZE			F-14	8
28	WINDSCREEN SET	64100-KTJ-900	ZA	ZA	ZA	ZA			F-30	6

## CGR1256SH (CGR1256SHB).....6CH

No.	MODEL		CGR1256SHB							Applicable block No.	Ref.No.
	COLOR		Pearl procyon black	Storming dark gray metallic	Candy century blue	Candy lucid red	Applicable model				
	CODE		NH-A06P	NH-A50M	PB-361C	R-264C	Initial applicable model	Final applicable model			
	Name of colored parts	Basic part No.	NHA06	NHA50	PB361	R264					
1	COVER SET, L. SIDE	83620-KTJ-B00	ZG	ZE	ZF	ZH			F-16	9	
2	COVER SET, R. SIDE	83520-KTJ-B00	ZC	ZA	ZB	ZD			F-16	4	
3	COWL SET, L. SIDE	77226-KTJ-B00	ZD	ZB	ZC	ZE			F-15	20	
4	COWL SET, R. SIDE	77216-KTJ-B00	ZD	ZB	ZC	ZE			F-15	19	
5	COWL SET, RR. CENTER	77235-KTJ-B00	ZD	ZB	ZC	ZE			F-15	9	
6	COWL, L. RR. SIDE	77225-KTJ-900	ZE	ZA	ZC	ZD			F-15	8	
7	COWL, R. RR. SIDE	77215-KTJ-900	ZE	ZA	ZC	ZD			F-15	7	
8	FENDER, FR.	61100-KTJ-B00	ZE	ZB	ZC	ZD			F-7	3	
9	FLANGE SUB ASSY., FINAL DRIVEN	42615-KWK-900	ZC	ZC	ZC	ZC			F-13	10	
10	MARK, DRIVE CAUTION	87560-KTJ-900	ZA	ZA	ZA	ZA			F-32	7	
11	MARK, L. FUEL TANK	86176-KTJ-B00	ZD	ZB	ZC	ZE			F-33-4	8	
12	MARK, R. FUEL TANK	86175-KTJ-B00	ZD	ZB	ZC	ZE			F-33-4	7	
13	MARK, RR. CENTER COWL	77227-KTJ-900	ZA	ZA	ZA	ZA			F-33-4	2	
14	PANEL COMP., RR. BRAKE	43100-KRF-B40	ZB	ZB	ZB	ZB			F-12	5	
15	PLATE, L. PILLION STEP	50740-KTJ-C60	ZA	ZA	ZA	ZA			F-20-1	9	
16	PLATE, R. PILLION STEP	50730-KTJ-C60	ZA	ZA	ZA	ZA			F-20-1	8	
17	STRIPE A, L. FUEL TANK	86172-KTJ-B00	ZD	ZB	ZC	ZE			F-33-4	4	
18	STRIPE A, R. FUEL TANK	86171-KTJ-B00	ZD	ZB	ZC	ZE			F-33-4	3	
19	STRIPE, L. SIDE COVER	86832-KTJ-B00	ZC	ZA	ZB	ZD			F-33-4	15	
20	STRIPE, L. SIDE COWL	86772-KTJ-B00	ZD	ZB	ZC	ZE			F-33-4	12	
21	STRIPE, R. SIDE COVER	86831-KTJ-B00	ZC	ZA	ZB	ZD			F-33-4	13	
22	STRIPE, R. SIDE COWL	86771-KTJ-B00	ZD	ZB	ZC	ZE			F-33-4	11	
23	TANK SET, FUEL	17520-KTJ-B00	ZC	ZA	ZB	ZD			F-14	8	

CGR1258SH (CGR1258SHB).....82CH

No.	MODEL		CGR1258SHB				
	COLOR		Pearl cancer white NH-495P	Applicable model		Applicable block No.	Ref.No.
	CODE			Initial applicable model	Final applicable model		
	Name of colored parts	Basic part No.	NH495KA				
1	COVER SET, L. SIDE	83620-KTJ-B60	ZB			F-16	9
2	COVER SET, R. SIDE	83520-KTJ-B60	ZB			F-16	4
3	COWL SET, FR.	61300-KVC-920	ZA			F-30	14
4	COWL SET, L. RR. SIDE	77226-KVC-920	ZA			F-15	20
5	COWL SET, R. RR. SIDE	77216-KVC-920	ZA			F-15	19
6	COWL SET, RR. CENTER	77235-KTJ-B00	ZA			F-15	9
7	FENDER, FR.	61100-KTJ-B00	ZA			F-7	3
8	FLANGE SUB ASSY., FINAL DRIVEN	42615-KWK-900	ZD			F-13	10
9	MARK, DRIVE CAUTION	87560-KTJ-900	ZB			F-32	7
10	MARK, FR. SCREEN	64121-KTJ-900	ZA			F-33-5	5
11	MARK, L. FUEL TANK	17514-KVC-920	ZA			F-33-5	2
12	MARK, L. SIDE COVER	86832-KTJ-B60	ZA			F-33-5	13
13	MARK, R. FUEL TANK	17513-KVC-920	ZA			F-33-5	1
14	MARK, R. SIDE COVER	86831-KTJ-B60	ZA			F-33-5	11
15	MARK, RR. CENTER COWL	77227-KTJ-900	ZB			F-33-5	8
16	PANEL COMP., RR. BRAKE	43100-KRF-B40	ZF			F-12	5
17	PANEL SUB ASSY., FR. BRAKE	45010-KRF-B40	ZD			F-9	8
18	PLATE, L. PILLION STEP	50740-KTJ-C60	ZA			F-20-1	9
19	PLATE, R. PILLION STEP	50730-KTJ-C60	ZA			F-20-1	8
20	STRIPE, FR. FENDER	86613-KTJ-B40	ZA			F-33-5	9
21	STRIPE, L. FR. COWL	61307-KVC-920	ZA			F-33-5	4
22	STRIPE, L. RR. SIDE	77222-KVC-920	ZA			F-33-5	7
23	STRIPE, R. FR. COWL	61306-KVC-920	ZA			F-33-5	3
24	STRIPE, R. RR. SIDE	77221-KVC-920	ZA			F-33-5	6
25	TANK SET, FUEL	17520-KTJ-B40	ZA			F-14	8
26	WINDSCREEN SET	64100-KTJ-900	ZA			F-30	6



## CGR1258SH (CGR1258SHB).....8CH

No.	MODEL		CGR1258SHB				
	COLOR		Pearl cancer white	Applicable model		Applicable block No.	Ref.No.
	CODE		NH-495P	Initial applicable model	Final applicable model		
	Name of colored parts	Basic part No.	NH495K				
1	COVER SET, L. SIDE	83620-KTJ-B40	ZA			F-16	9
2	COVER SET, R. SIDE	83520-KTJ-B40	ZA			F-16	4
3	COWL SET, L. RR. SIDE	77226-KVC-920	ZA			F-15	20
4	COWL SET, R. RR. SIDE	77216-KVC-920	ZA			F-15	19
5	COWL SET, RR. CENTER	77235-KTJ-B00	ZA			F-15	9
6	FENDER, FR.	61100-KTJ-B00	ZA			F-7	3
7	FLANGE SUB ASSY., FINAL DRIVEN	42615-KWK-900	ZD			F-13	10
8	MARK, DRIVE CAUTION	87560-KTJ-900	ZB			F-32	7
9	MARK, L. FUEL TANK	17514-KVC-920	ZA			F-33-5	2
10	MARK, L. SIDE COVER	86832-KTJ-B40	ZA			F-33-5	12
11	MARK, R. FUEL TANK	17513-KVC-920	ZA			F-33-5	1
12	MARK, R. SIDE COVER	86831-KTJ-B40	ZA			F-33-5	10
13	MARK, RR. CENTER COWL	77227-KTJ-900	ZB			F-33-5	8
14	PANEL COMP., RR. BRAKE	43100-KRF-B40	ZF			F-12	5
15	PANEL SUB ASSY., FR. BRAKE	45010-KRF-B40	ZD			F-9	8
16	PLATE, L. PILLION STEP	50740-KTJ-C60	ZA			F-20-1	9
17	PLATE, R. PILLION STEP	50730-KTJ-C60	ZA			F-20-1	8
18	STRIPE, FR. FENDER	86613-KTJ-B40	ZA			F-33-5	9
19	STRIPE, L. RR. SIDE	77222-KVC-920	ZA			F-33-5	7
20	STRIPE, R. RR. SIDE	77221-KVC-920	ZA			F-33-5	6
21	TANK SET, FUEL	17520-KTJ-B40	ZA			F-14	8

## CGR1259SH (CGR1259SHB).....92CH

No.	MODEL		CGR1259SHB				
	COLOR		Pearl cancer white	Applicable model		Applicable block No.	Ref.No.
	CODE		NH-495P	Initial applicable model	Final applicable model		
	Name of colored parts	Basic part No.	NH495KA				
1	COVER SET, L. SIDE	83620-KTJ-B60	ZB			F-16	9
2	COVER SET, R. SIDE	83520-KTJ-B60	ZB			F-16	4
3	COWL SET, FR.	61300-KVC-920	ZA			F-30	14
4	COWL SET, L. RR. SIDE	77226-KVC-920	ZA			F-15	20
5	COWL SET, R. RR. SIDE	77216-KVC-920	ZA			F-15	19
6	COWL SET, RR. CENTER	77235-KTJ-B00	ZA			F-15	9
7	FENDER, FR.	61100-KTJ-B00	ZA			F-7	3
8	FLANGE SUB ASSY., FINAL DRIVEN	42615-KWK-900	ZD			F-13	10
9	MARK, DRIVE CAUTION	87560-KTJ-900	ZB			F-32	7
10	MARK, FR. SCREEN	64121-KTJ-900	ZA			F-33-5	5
11	MARK, L. FUEL TANK	17514-KVC-920	ZA			F-33-5	2
12	MARK, L. SIDE COVER	86832-KTJ-B60	ZA			F-33-5	13
13	MARK, R. FUEL TANK	17513-KVC-920	ZA			F-33-5	1
14	MARK, R. SIDE COVER	86831-KTJ-B60	ZA			F-33-5	11
15	MARK, RR. CENTER COWL	77227-KTJ-900	ZB			F-33-5	8
16	PANEL COMP., RR. BRAKE	43100-KRF-B40	ZF			F-12	5
17	PLATE, L. PILLION STEP	50740-KTJ-C60	ZA			F-20-1	9
18	PLATE, R. PILLION STEP	50730-KTJ-C60	ZA			F-20-1	8
19	STRIPE, FR. FENDER	86613-KTJ-B40	ZA			F-33-5	9
20	STRIPE, L. FR. COWL	61307-KVC-920	ZA			F-33-5	4
21	STRIPE, L. RR. SIDE	77222-KVC-920	ZA			F-33-5	7
22	STRIPE, R. FR. COWL	61306-KVC-920	ZA			F-33-5	3
23	STRIPE, R. RR. SIDE	77221-KVC-920	ZA			F-33-5	6
24	TANK SET, FUEL	17520-KTJ-B40	ZA			F-14	8
25	WINDSCREEN SET	64100-KTJ-900	ZA			F-30	6

## CGR1259SH (CGR1259SHB).....9CH

No.	MODEL		CGR1259SHB				
	COLOR		Pearl cancer white	Applicable model		Applicable block No.	Ref.No.
	CODE		NH-495P	Initial applicable model	Final applicable model		
	Name of colored parts	Basic part No.	NH495K				
1	COVER SET, L. SIDE	83620-KTJ-B40	ZA			F-16	9
2	COVER SET, R. SIDE	83520-KTJ-B40	ZA			F-16	4
3	COWL SET, L. RR. SIDE	77226-KVC-920	ZA			F-15	20
4	COWL SET, R. RR. SIDE	77216-KVC-920	ZA			F-15	19
5	COWL SET, RR. CENTER	77235-KTJ-B00	ZA			F-15	9
6	FENDER, FR.	61100-KTJ-B00	ZA			F-7	3
7	FLANGE SUB ASSY., FINAL DRIVEN	42615-KWK-900	ZC			F-13	10
8	MARK, DRIVE CAUTION	87560-KTJ-900	ZB			F-32	7
9	MARK, L. FUEL TANK	17514-KVC-920	ZA			F-33-5	2
10	MARK, L. SIDE COVER	86832-KTJ-B40	ZA			F-33-5	12
11	MARK, R. FUEL TANK	17513-KVC-920	ZA			F-33-5	1
12	MARK, R. SIDE COVER	86831-KTJ-B40	ZA			F-33-5	10
13	MARK, RR. CENTER COWL	77227-KTJ-900	ZB			F-33-5	8
14	PANEL COMP., RR. BRAKE	43100-KRF-B40	ZB			F-12	5
15	PLATE, L. PILLION STEP	50740-KTJ-C60	ZA			F-20-1	9
16	PLATE, R. PILLION STEP	50730-KTJ-C60	ZA			F-20-1	8
17	STRIPE, FR. FENDER	86613-KTJ-B40	ZA			F-33-5	9
18	STRIPE, L. RR. SIDE	77222-KVC-920	ZA			F-33-5	7
19	STRIPE, R. RR. SIDE	77221-KVC-920	ZA			F-33-5	6
20	TANK SET, FUEL	17520-KTJ-B40	ZA			F-14	8

## Fuel hose, general purpose hoses and vinyl hose

- The standard part fuel hose, general purpose hose and vinyl hose may be substituted by the coiled bulk part.
- When ordering the standard part fuel hose, general purpose hose and vinyl hose use the bulk part number written in the parts catalogue in brackets ( ) underneath the part name, or use the catalogue below.  
(The bulk part standard length is 1 m, however, those displayed in the catalogue < > are available in 3 m and 8 m lengths.)
- When exchanging the hose, cut and use at the specified length as mentioned in the part name.  
(For the method of cutting the bulk part, and method of filling out orders etc., please refer to the service manual and the instructions issued with the bulk part.)
- The list below is a catalogue of the standard part numbers and bulk part numbers. Note that those numbers are applicable to the listed replacement parts only.

Fuel hoses/Tubes			
Standard part No.	Bulk part No.	Bulk part	
		Inner diameter (mm)	Length (m)
95001-30xxx-2x	95001-30001-20M	3.0	1
95001-30xxx-3x	95001-30001-30M	3.0	1
95001-30xxx-4x	95001-30001-40M	3.0	1
95001-35xxx-2x	95001-35001-50M <95001-35003-50M>	3.5	1 3
95001-35xxx-3x	95001-35001-60M <95001-35003-60M>	3.5	1 3
95001-35xxx-4x	95001-35001-60M <95001-35003-60M>	3.5	1 3
95001-35xxx-5x	95001-35001-50M <95001-35003-50M>	3.5	1 3
95001-35xxx-6x	95001-35001-60M <95001-35003-60M>	3.5	1 3
95001-45xxx-2x	95001-45001-50M <95001-45003-50M>	4.5	1 3
95001-45xxx-3x	95001-45001-60M <95001-45003-60M> <95001-45008-60M>	4.5	1 3 8
95001-45xxx-4x	95001-45001-60M <95001-45003-60M> <95001-45008-60M>	4.5	1 3 8
95001-45xxx-5x	95001-45001-50M <95001-45003-50M>	4.5	1 3
95001-45xxx-6x	95001-45001-60M <95001-45003-60M> <95001-45008-60M>	4.5	1 3 8
95001-55xxx-2x	95001-55001-50M <95001-55003-50M> <95001-55008-50M>	5.5	1 3 8

Fuel hoses/Tubes			
Standard part No.	Bulk part No.	Bulk part	
		Inner diameter (mm)	Length (m)
95001-55xxx-3x	95001-55001-60M <95001-55003-60M> <95001-55008-60M>	5.5	1 3 8
95001-55xxx-4x	95001-55001-60M <95001-55003-60M> <95001-55008-60M>	5.5	1 3 8
95001-55xxx-5x	95001-55001-50M <95001-55003-50M> <95001-55008-50M>	5.5	1 3 8
95001-55xxx-6x	95001-55001-60M <95001-55003-60M> <95001-55008-60M>	5.5	1 3 8
95001-75xxx-2x	95001-75001-50M <95001-75003-50M>	7.5	1 3
95001-75xxx-3x	95001-75001-60M <95001-75003-60M> <95001-75008-60M>	7.5	1 3 8
95001-75xxx-4x	95001-75001-60M <95001-75003-60M> <95001-75008-60M>	7.5	1 3 8
95001-75xxx-5x	95001-75001-50M <95001-75003-50M>	7.5	1 3
95001-75xxx-6x	95001-75001-60M <95001-75003-60M> <95001-75008-60M>	7.5	1 3 8
95001-80xxx-2x	95001-80001-50M	8.0	1
95001-80xxx-3x	95001-80001-60M	8.0	1
95001-80xxx-4x	95001-80001-60M	8.0	1
95001-80xxx-5x	95001-80001-50M	8.0	1
95001-80xxx-6x	95001-80001-60M	8.0	1

Vinyl tube				
Standard part No.	Bulk part No.	Bulk part		
		Inner dia- meter (mm)	Outer dia-meter (mm)	Length (m)
95003-01xxx-3x	95003-01001-60M <95003-01003-60M>	2.9	6.8	1 3
95003-01xxx-60	95003-01001-60M <95003-01003-60M>	2.9	6.8	1 3
95003-03xxx-3x	95003-03001-60M <95003-03003-60M>	3.0	6.0	1 3
95003-03xxx-60	95003-03001-60M <95003-03003-60M>	3.0	6.0	1 3
95003-05xxx-3x	95003-05001-60M <95003-05003-60M> <95003-05008-60M>	3.5	6.5	1 3 8
95003-05xxx-60	95003-05001-60M <95003-05003-60M> <95003-05008-60M>	3.5	6.5	1 3 8
95003-07xxx-1x	95003-07001-10M <95003-07003-10M> <95003-07008-10M>	4.0	7.0	1 3 8
95003-07xxx-20	95003-07001-10M <95003-07003-10M> <95003-07008-10M>	4.0	7.0	1 3 8
95003-07xxx-3x	95003-07001-60M <95003-07003-60M> <95003-07008-60M>	4.0	7.0	1 3 8
95003-07xxx-60	95003-07001-60M <95003-07003-60M> <95003-07008-60M>	4.0	7.0	1 3 8
95003-07xxx-7x	95003-07001-70M <95003-07003-70M> <95003-07008-70M>	4.0	7.0	1 3 8
95003-08xxx-1x	95003-08001-10M <95003-08003-10M> <95003-08008-10M>	4.5	6.5	1 3 8
95003-09xxx-3x	95003-09001-60M <95003-09003-60M>	4.5	8.0	1 3
95003-09xxx-60	95003-09001-60M <95003-09003-60M>	4.5	8.0	1 3
95003-10xxx-1x	95003-10001-10M <95003-10003-10M>	5.0	8.0	1 3
95003-10xxx-20	95003-10001-10M <95003-10003-10M>	5.0	8.0	1 3
95003-10xxx-3x	95003-10001-60M <95003-10003-60M>	5.0	8.0	1 3
95003-10xxx-60	95003-10001-60M <95003-10003-60M>	5.0	8.0	1 3
95003-11xxx-3x	95003-11001-60M <95003-11003-60M> <95003-11008-60M>	5.0	9.0	1 3 8
95003-11xxx-60	95003-11001-60M <95003-11003-60M> <95003-11008-60M>	5.0	9.0	1 3 8
95003-12xxx-1x	95003-12001-10M <95003-12003-10M> <95003-12008-10M>	5.0	7.0	1 3 8
95003-12xxx-20	95003-12001-10M <95003-12003-10M> <95003-12008-10M>	5.0	7.0	1 3 8

Vinyl tube				
Standard part No.	Bulk part No.	Bulk part		
		Inner dia- meter (mm)	Outer dia-meter (mm)	Length (m)
95003-14xxx-1x	95003-14001-10M <95003-14003-10M>	6.0	9.0	1 3
95003-14xxx-20	95003-14001-10M <95003-14003-10M>	6.0	9.0	1 3
95003-14xxx-3x	95003-14001-60M <95003-14003-60M>	6.0	9.0	1 3
95003-17xxx-1x	95003-17001-10M <95003-17003-10M>	7.0	9.0	1 3
95003-19xxx-1x	95003-19001-10M <95003-19003-10M> <95003-19008-10M>	7.0	11.0	1 3 8
95003-19xxx-20	95003-19001-10M <95003-19003-10M> <95003-19008-10M>	7.0	11.0	1 3 8
95003-19xxx-3x	95003-19001-60M <95003-19003-60M> <95003-19008-60M>	7.0	11.0	1 3 8
95003-19xxx-60	95003-19001-60M <95003-19003-60M> <95003-19008-60M>	7.0	11.0	1 3 8
95003-21xxx-1x	95003-21001-10M <95003-21003-10M>	8.0	9.0	1 3
95003-21xxx-20	95003-21001-10M <95003-21003-10M>	8.0	9.0	1 3
95003-23xxx-1x	95003-23001-10M <95003-23003-10M>	8.0	12.0	1 3
95003-23xxx-20	95003-23001-10M <95003-23003-10M>	8.0	12.0	1 3
95003-23xxx-3x	95003-23001-60M <95003-23003-60M> <95003-23008-60M>	8.0	12.0	1 3 8
95003-23xxx-60	95003-23001-60M <95003-23003-60M> <95003-23008-60M>	8.0	12.0	1 3 8
95003-25xxx-1x	95003-25001-10M <95003-25003-10M>	9.0	11.0	1 3
95003-25xxx-20	95003-25001-10M <95003-25003-10M>	9.0	11.0	1 3
95003-25xxx-3x	95003-25001-60M <95003-25003-60M>	9.0	11.0	1 3
95003-25xxx-7x	95003-25001-70M <95003-25003-70M>	9.0	11.0	1 3
95003-27xxx-1x	95003-27001-10M <95003-27003-10M>	9.0	13.0	1 3
95003-27xxx-20	95003-27001-10M <95003-27003-10M>	9.0	13.0	1 3
95003-27xxx-3x	95003-27001-60M <95003-27003-60M>	9.0	13.0	1 3
95003-27xxx-60	95003-27001-60M <95003-27003-60M>	9.0	13.0	1 3
95003-33xxx-1x	95003-33001-10M <95003-33003-10M>	10.0	14.0	1 3
95003-33xxx-20	95003-33001-10M <95003-33003-10M>	10.0	14.0	1 3

Vinyl tube				
Standard part No.	Bulk part No.	Bulk part		
		Inner dia- meter (mm)	Outer dia-meter (mm)	Length (m)
95003-36xxx-1x	95003-36001-10M <95003-36003-10M> <95003-36008-10M>	11.0	13.0	1 3 8
95003-36xxx-20	95003-36001-10M <95003-36003-10M> <95003-36008-10M>	11.0	13.0	1 3 8
95003-37xxx-3x	95003-37001-60M <95003-37003-60M>	11.0	15.0	1 3
95003-37xxx-60	95003-37001-60M <95003-37003-60M>	11.0	15.0	1 3
95003-38xxx-1x	95003-38001-10M <95003-38003-10M>	12.0	13.0	1 3
95003-38xxx-20	95003-38001-10M <95003-38003-10M>	12.0	13.0	1 3
95003-39xxx-1x	95003-39001-10M <95003-39003-10M>	12.0	14.0	1 3
95003-39xxx-20	95003-39001-10M <95003-39003-10M>	12.0	14.0	1 3
95003-40xxx-20	95003-40001-10M <95003-40003-10M>	12.0	16.0	1 3
95003-40xxx-3x	95003-40001-60M <95003-40003-60M>	12.0	16.0	1 3
95003-40xxx-60	95003-40001-60M <95003-40003-60M>	12.0	16.0	1 3
95003-43xxx-1x	95003-43001-10M <95003-43003-10M> <95003-43008-10M>	13.0	15.0	1 3 8
95003-43xxx-20	95003-43001-10M <95003-43003-10M> <95003-43008-10M>	13.0	15.0	1 3 8
95003-45xxx-1x	95003-45001-10M <95003-45003-10M> <95003-45008-10M>	14.0	18.0	1 3 8
95003-45xxx-20	95003-45001-10M <95003-45003-10M> <95003-45008-10M>	14.0	18.0	1 3 8
95003-50xxx-1x	95003-50001-10M <95003-50003-10M>	16.0	19.0	1 3
95003-50xxx-20	95003-50001-10M <95003-50003-10M>	16.0	19.0	1 3
95003-50xxx-3x	95003-50001-60M <95003-50003-60M>	16.0	19.0	1 3
95003-55xxx-1x	95003-55001-10M <95003-55003-10M>	17.5	20.5	1 3
95003-55xxx-20	95003-55001-10M <95003-55003-10M>	17.5	20.5	1 3
95003-60xxx-1x	95003-60001-10M <95003-60003-10M>	22.0	27.0	1 3
95003-60xxx-20	95003-60001-10M <95003-60003-10M>	22.0	27.0	1 3
95003-60xxx-3x	95003-60001-60M <95003-60003-60M>	22.0	27.0	1 3
95003-60xxx-60	95003-60001-60M <95003-60003-60M>	22.0	27.0	1 3

General purpose hoses			
Standard part No.	Bulk part No.	Bulk part	
		Inner diameter (mm)	Length (m)
95005-11xxx-3x	95005-11001-30M	11.0	1
95005-11xxx-5x	95005-11001-50M	11.0	1
95005-12xxx-1x	95005-12001-10M <95005-12003-10M>	12.0	1 3
95005-12xxx-2x	95005-12001-20M	12.0	1
95005-12xxx-3x	95005-12001-30M	12.0	1
95005-12xxx-5x	95005-12001-50M	12.0	1
95005-14xxx-1x	95005-14001-10M	14.0	1
95005-14xxx-2x	95005-14001-20M <95005-14003-20M>	14.0	1 3
95005-14xxx-3x	95005-14001-30M	14.0	1
95005-14xxx-5x	95005-14001-50M	14.0	1
95005-17xxx-1x	95005-17001-10M	17.0	1
95005-17xxx-2x	95005-17001-20M	17.0	1
95005-17xxx-3x	95005-17001-30M	17.0	1
95005-17xxx-5x	95005-17001-50M	17.0	1
95005-30xxx-3x	95005-30001-30M	3.0	1
95005-30xxx-5x	95005-30001-50M	3.0	1
95005-35xxx-1x	95005-35001-10M <95005-35003-10M> <95005-35008-10M>	3.5	1 3 8
95005-35xxx-2x	95005-35001-20M	3.5	1
95005-35xxx-3x	95005-35001-30M	3.5	1
95005-35xxx-4x	95005-35001-10M <95005-35003-10M> <95005-35008-10M>	3.5	1 3 8
95005-35xxx-5x	95005-35001-50M	3.5	1
95005-45xxx-1x	95005-45001-10M <95005-45003-10M> <95005-45008-10M>	4.5	1 3 8
95005-45xxx-2x	95005-45001-20M	4.5	1
95005-45xxx-3x	95005-45001-30M	4.5	1

General purpose hoses			
Standard part No.	Bulk part No.	Bulk part	
		Inner diameter (mm)	Length (m)
95005-45xxx-4x	95005-45001-10M <95005-45003-10M> <95005-45008-10M>	4.5	1 3 8
95005-45xxx-5x	95005-45001-50M	4.5	1
95005-50xxx-3x	95005-50001-30M <95005-50003-30M>	5.0	1 3
95005-50xxx-5x	95005-50001-50M	5.0	1
95005-55xxx-1x	95005-55001-10M <95005-55003-10M> <95005-55008-10M>	5.3	1 3 8
95005-55xxx-2x	95005-55001-20M <95005-55003-20M>	5.3	1 3
95005-55xxx-4x	95005-55001-10M <95005-55003-10M> <95005-55008-10M>	5.3	1 3 8
95005-65xxx-1x	95005-65001-10M <95005-65003-10M>	6.5	1 3
95005-65xxx-2x	95005-65001-20M	6.5	1
95005-70xxx-3x	95005-70001-30M <95005-70003-30M>	7.0	1 3
95005-70xxx-5x	95005-70001-50M	7.0	1
95005-75xxx-1x	95005-75001-10M <95005-75003-10M>	7.3	1 3
95005-75xxx-2x	95005-75001-20M	7.3	1
95005-80xxx-1x	95005-80001-10M <95005-80003-10M>	8.0	1 3
95005-80xxx-2x	95005-80001-20M	8.0	1
95005-80xxx-3x	95005-80001-30M	8.0	1
95005-80xxx-5x	95005-80001-50M	8.0	1
95005-91xxx-3x	95005-91001-30M	12.0	1
95005-91xxx-5x	95005-91001-50M	12.0	1
95005-92xxx-3x	95005-92001-30M	12.0	1
95005-92xxx-5x	95005-92001-50M	12.0	1

NOTE: X is displayed to represent the omitted numerals and letters of the roman alphabet.

⊙ **CAUTION: It is DANGEROUS to confuse the fuel hose with the general purpose hose or vinyl hose.**

Never use a general purpose hose or vinyl hose in place of a fuel hose or vice versa. Always use the correct bulk part in the parts catalogue, according to the service manual or the instructions issued with the bulk part.

• Bulk part number of fuel hose, general purpose hose and vinyl hose.

(Example)

9 5 0 0 1 - 7 5 0 0 1 - 5 0 M

**Bulk part number:** Refers to the bulk part.

**Marking code (hose type):** (fuel hose and general purpose hose)

**Change code (for added hose):** (Vinyl hose)

- Indicates number mark or change sequence, however, the code for the bulk part must be strictly 0 (zero).

**Types of code:**

- Fuel hose
  - 2: Red outside braid (3 mm inside dia. only)
  - 5: Black inside braid
  - 3: Red (3 mm inside dia. only)
  - 4: Ash gray with red stripe (3 mm inside dia. only)
  - 6: Black

- Vinyl hose
  - 1: Clear
  - 2: Black
  - 3: Light red
  - 6: Light red
  - 7: Pale black

- General hose
  - 1: Ash gray
  - 2: Ash gray
  - 3: Black
  - 5: Black

**Lengths:** 001: 1 m (standard)  
003: 3 m  
008: 8 m

**I.D code:** (fuel hose and general purpose hose)

- |                    |                                |
|--------------------|--------------------------------|
| 30: 3.0 mm         | 11: 11 mm                      |
| 35: 3.5 mm         | 91: 12 mm (outside dia. 15) mm |
| 45: 4.5 mm         | 92: 12 mm (outside dia. 16) mm |
| 50: 5.0 mm         | 12: 12 mm (outside dia. 17) mm |
| 55: 5.3 mm, 5.5 mm | 14: 14 mm                      |
| 65: 6.5 mm         | 17: 17 mm                      |
| 70: 7.0 mm         |                                |
| 75: 7.3 mm, 7.5 mm |                                |
| 80: 8.0 mm         |                                |

**ID./OD. code:** (vinyl hose)

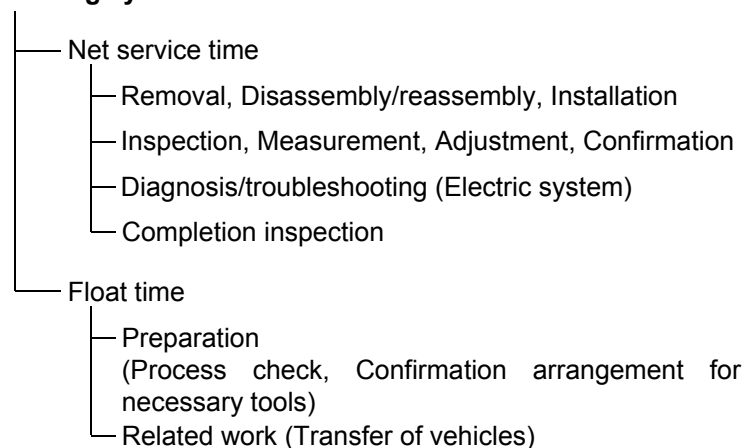
- |                         |                           |                           |
|-------------------------|---------------------------|---------------------------|
| 01: ID. 2.9, OD. 6.8 mm | 14: ID. 6.0, OD. 9.0 mm   | 37: ID. 11.0, OD. 15.0 mm |
| 03: ID. 3.0, OD. 6.0 mm | 17: ID. 7.0, OD. 9.0 mm   | 38: ID. 12.0, OD. 13.0 mm |
| 05: ID. 3.5, OD. 6.5 mm | 19: ID. 7.0, OD. 11.0 mm  | 39: ID. 12.0, OD. 14.0 mm |
| 07: ID. 4.0, OD. 7.0 mm | 21: ID. 8.0, OD. 9.0 mm   | 40: ID. 12.0, OD. 16.0 mm |
| 08: ID. 4.5, OD. 6.5 mm | 23: ID. 8.0, OD. 12.0 mm  | 43: ID. 13.0, OD. 15.0 mm |
| 09: ID. 4.5, OD. 8.0 mm | 25: ID. 9.0, OD. 11.0 mm  | 45: ID. 14.0, OD. 18.0 mm |
| 12: ID. 5.0, OD. 7.0 mm | 27: ID. 9.0, OD. 13.0 mm  | 50: ID. 16.0, OD. 19.0 mm |
| 10: ID. 5.0, OD. 8.0 mm | 33: ID. 10.0, OD. 14.0 mm | 55: ID. 17.5, OD. 20.5 mm |
| 11: ID. 5.0, OD. 9.0 mm | 36: ID. 11.0, OD. 13.0 mm | 60: ID. 22.0, OD. 27.0 mm |

**Hose type:** 1: Fuel hose  
3: Vinyl hose  
5: General hose

## FLAT RATE SERVICE TIME

Flat rate service time (FRT) means the standard time required to service a MC, which is listed in this manual to help the dealers control the actual working process and calculate the service charge by using it as a guide.

### FRT setting system



\* Float time is set by multiplying the net service time by a given coefficient.

### Editorial style

The service items shown in the text are listed with the exchange work time for the repair sales parts as the subject. Other representative service items not using repair parts (removal/installation, adjustment, inspection/measuring, and other work) are listed collectively in the list in the preface, classified according to the work.

### FRT setting standard

- Decimal system (in unit of 0.1) is adopted to set FRT as it is convenient to calculate the wage.  
Example: (0.1) → 6 minutes, (0.2) → 12 minutes  
[Labor cost per hour] x [FRT] = [Wage]
- FRT is set with a hand tool.
- Service items and FRT can be subject to change depending on development of tools and service equipment and improvement in service procedure.



**Work procedure**

- As the work procedure is set with the work time according to the method in the separate Service Manual, refer to this Manual as required.
- Work methods permitting servicing in the shortest time still permitting assurance of safe work and product warranty are used for the setting of service items not listed in the Service Manual.
- Work basically is to be performed by one person, and when two or more people are required, setting is done as the total time for the number of people.
- The set value for the technological level of the workers uses a person with three years of experience in the repair of Honda vehicles as the standard.
- Special tools and service equipment used to set FRT are those specified or recommended in Service Manual.

**Service item whose FRT is not presented**

- Accessories and service parts that are not listed to use in this manual.
  - Locations with little aging deterioration or breakage during normal use.
  - Service work that can be finished by one touch.
  - Service work that is seldom done (i.e. extremely small causes of trouble and service frequency).
- \* When FRT is not presented, please calculate wages based on appropriate actual work time

**Operation not included of FRT**

- Oil and coolant water draining, Waiting time for warming up operation and etc..
- Additional operation that involves removal/installation of standard exterior equipment.
- Indirect time spent for service by visiting the customer, trade-in, and delivery of a MC.
- Indirect time required for ordering and delivery of parts.
- Cost for grease, adhesive agent, etc. used for service work.

**Explanation of FRT by using an example  
(The example may differ from the actual presented items)**

Ref. No.	L.O.N.	(Relative ref. Number) Description	F.R.T.
②	111118	(1, 3, 4, 7) CAMSHAFT ..... 4.5	②
③	111118A	⑥ • Includes: Valve clearance adjustment Replace rocker arm add ..... 1.0	⑤

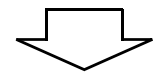
- ① Reference No. of the illustration of part that shows location of the replacement work.
- ② FRT is an abbreviation of Flat Rate Time indicating the standard service time required for the replacement.
- ③ LON is an abbreviation of Labor Operation Number, and it is a classification of the service items by the work unit code.  
  
The same operation code is used regardless of the models.  
  
Standard operation is indicated with 6 digits code, and additional operation is indicated with 7 digits code.
- ④ Indicating the camshaft replacement and FRT4.5.
- ⑤ Indicating FRT1.0 that will be added when additional operation (replace rocker arm) is done in association with camshaft replacement.

- ⑥ Indicating work contents that are included in the service item.
- ⑦ Indicating a reference No. whose operation and time are the same as FRT4.5 for the camshaft.

(The application range is limited to the service items without an LON setting within a same block.)

**How to refer to the service item by using the sample  
(camshaft replacement)**

Open to the page of the block where the camshaft's spare part illustration is shown.



Look for the camshaft illustration, and refer to the service item and FRT that agree with the reference No.

Indication mark for the listing of service items that continues to the following page

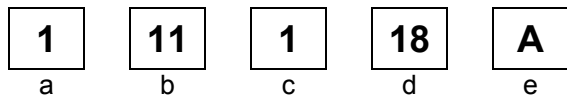
Ref. No.	L.O.N.	(Relative ref. Number) Description	F.R.T.
2	111118	CAMSHAFT .....	4.5
	.	.	.
	.	.	.

+  
Mark indicated at the last line.

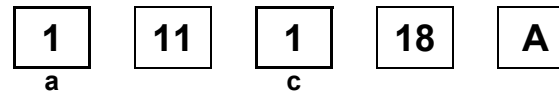
Indication of the block with no setting of FRT

Ref. No.	L.O.N.	(Relative ref. Number) Description	F.R.T.
NO INFORMATION .....			

• LON code system



- a) Category code..... Engine
- b) Location/function code ..... Engine upper
- c) Operation code..... Replace
- d) Operation sequence number (Unit code can be shown with alphabet) ..... camshaft (No regular rule of code)
- e) Additional code ..... replace rocker arm (No regular rule of code)



a) Category codes and classification

Code	Category
1	Engine
2	Transmission
3	Fuel & Exhaust
4	Frame & Body
5	Steering/Suspension
6	Electrical
7	Wheels/Brakes
8	Controls/instrument
9	-
0	-

c) Operation codes and classification

Code	Operation category
1	Replace, Removal/Installation, Change
2	Overhaul
3	Adjust, Balance
4	(Paint-related work: Top-coat)
5	Test, Inspect/diagnose, Measurement, Check
6	(Overhaul-related work: Rebore)
7	(Overhaul-related work: Reseal)
8	(Resurface)
9	(Paint-related work: Refinish)
0	Repair, Cleaning, Air bleeding

Major service items without using spare parts

(1) Removal/Installation, (2) Adjustment,  
(3) Inspection/M Measurement, (4) Overhaul, (5) Other work

E: Engine, F: Frame

### \* OPERATIONS OTHER THAN REPLACING PARTS

#### (1) Removal and installation

Set for the configuration with the parts removed from the vehicle.

	LON	DESCRIPTION	FRT
E	1101E5	<b>TILTING ENGINE ASSEMBLY-REMOVAL/INSTALLATION</b> INCLUDES: All necessary adjustment	1.7
	1111K0	<b>CYLINDER HEAD ASSEMBLY-REMOVAL/INSTALLATION</b> INCLUDES: Engine removal and installation	2.5
	1111BU	<b>CYLINDER HEAD ASSEMBLY-REMOVAL/INSTALLATION(A)</b> INCLUDES: Engine removal and installation NOTE: '10- model	2.1
	3111D6	<b>CARBURETOR ASSEMBLY-REMOVAL/INSTALLATION</b>	0.4
	1101E6	<b>CRANKCASE SEPARATION</b> INCLUDES: Engine removal and installation	4.0
	1101Q1	<b>CRANKCASE SEPARATION(A)</b> INCLUDES: Engine removal and installation NOTE: '10- model	3.5

#### (2) Adjustment

	LON	DESCRIPTION	FRT
E	3113A0	<b>CARBURETOR IDLE-ADJUSTMENT</b>	0.1
	2123A0	<b>CLUTCH-ADJUSTMENT</b> INCLUDES: Clutch lever adjustment	0.1
	6143A1	<b>SPARK PLUG-ADJUSTMENT/CLEANING</b>	0.1
	1113A0	<b>VALVE CLEARANCE-ADJUSTMENT</b> NOTE: For 1 vehicle	0.4
F	6163A0	<b>HEADLIGHT-AIMING</b>	0.1

F	2133A0	<b>DRIVE CHAIN-ADJUSTMENT</b>	0.1
	7113A0	<b>FRONT BRAKE-ADJUSTMENT</b> EXCLUDES: Front brake shoe adjustment	0.1
	7113A1	<b>REAR BRAKE-ADJUSTMENT</b> EXCLUDES: Rear brake shoe adjustment	0.1
	3113A3	<b>THROTTLE OPERATION-ADJUSTMENT</b>	0.1

#### (3) Inspection, Measurement

	LON	DESCRIPTION	FRT
E	1115A0	<b>COMPRESSION PRESSURE-MEASUREMENT</b>	0.1
	3115A0	<b>CARBURETOR FLOAT LEVEL-MEASUREMENT</b>	0.5
	6145A0	<b>IGNITION TIMING-INSPECTION</b>	0.2
F	6105A0	<b>BATTERY-CHECKING OF ELECTROLYTE LEVEL &amp; CHARGE</b>	0.2

#### (4) Overhaul

Work condition: The required Measurements, inspections, adjustments, and cleaning/washing of each part are performed, including the main body removal/installation work and the replacement of defective parts.

	LON	DESCRIPTION	FRT
E	311200	<b>CARBURETOR-OVERHAUL</b> INCLUDES: All necessary adjustment	0.7

#### (5) Other work

	LON	DESCRIPTION	FRT
E	1130A1	<b>OIL FILTER SCREEN-CLEANING</b>	0.1
	1130A6	<b>OIL FILTER SCREEN-CLEANING(A)</b> NOTE: '10- model	0.6
F	3120A0	<b>CLEANER ELEMENT-CLEANING</b>	0.2
	7110A0	<b>FRONT BRAKE-AIR BLEEDING</b>	0.2

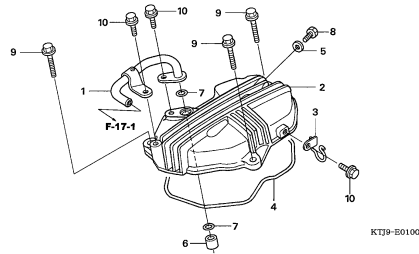
# ENGINE GROUP

**D 2**

**E-1**

CYLINDER HEAD COVER(CGR125SH5,8)

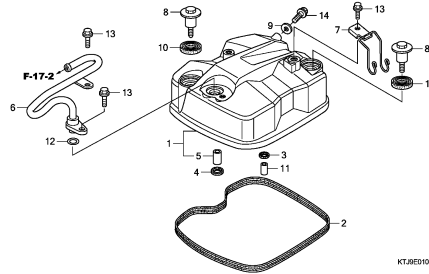
**E 1**



**E-1-1**

CYLINDER HEAD COVER(CGR125SHA,B)

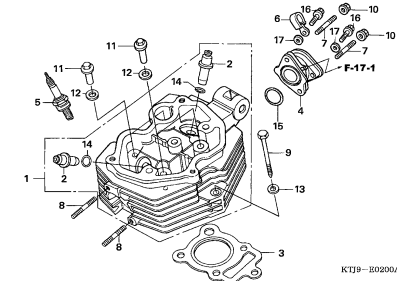
**E 2**



**E-2**

CYLINDER HEAD(CGR125SH5,8)

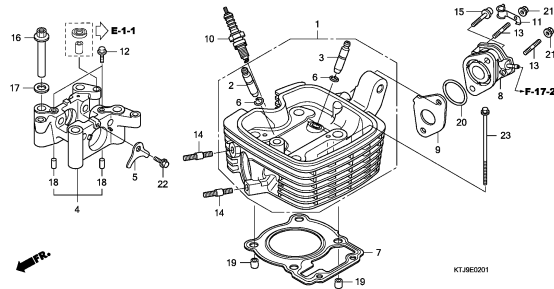
**E 3**



**E-2-1**

CYLINDER HEAD(CGR125SHA,B)

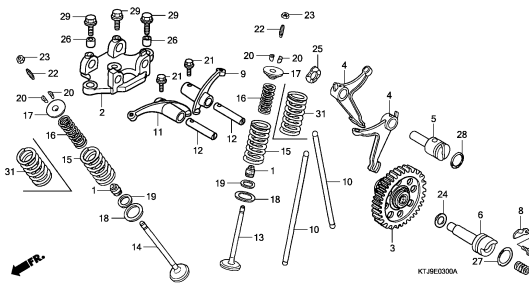
**E 5**



**E-3**

CAMSHAFT/VALVE(CGR125SH5,8)

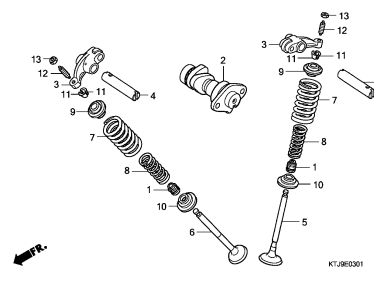
**E 7**



**E-3-1**

CAMSHAFT/VALVE(CGR125SHA,B)

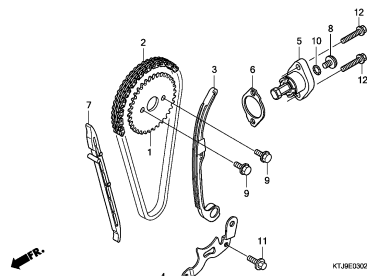
**E 9**



**E-3-2**

CAM CHAIN/TENSIONER

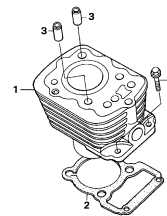
**E11**



**E-4**

CYLINDER(CGR125SH5,8)

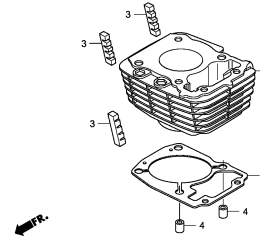
**E12**



**E-4-1**

CYLINDER(CGR125SHA,B)

**E13**



**2**

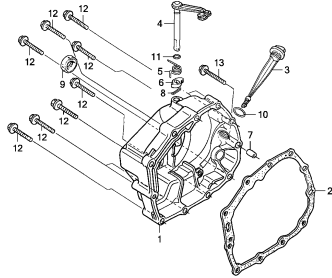
# ENGINE GROUP

**D 3**

**E-5**

RIGHT CRANKCASE COVER(CGR125SH5,8)

**E14**

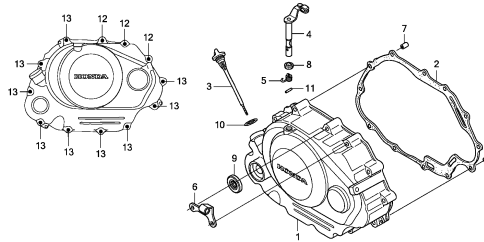


KTJ9E000A

**E-5-1**

RIGHT CRANKCASE COVER(CGR125SHA,B)

**E15**

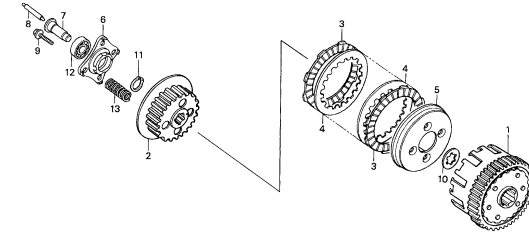


KTJ9E001

**E-6**

CLUTCH(CGR125SH5,8)

**E16**

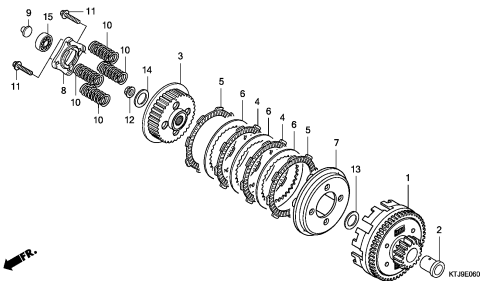


KTJ9-E0600

**E-6-1**

CLUTCH(CGR125SHA,B)

**F 1**

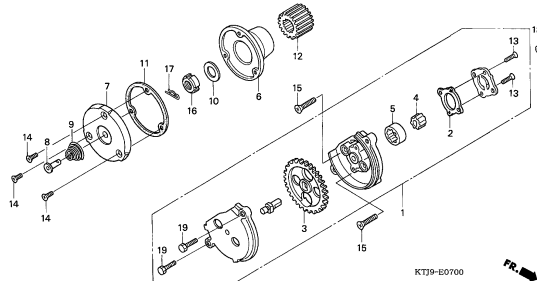


KTJ9E001

**E-7**

OIL PUMP(CGR125SH5,8)

**F 2**

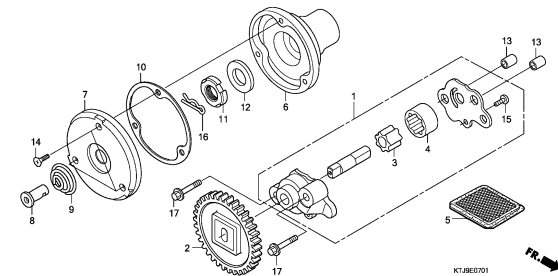


KTJ9-E0700

**E-7-1**

OIL PUMP(CGR125SHA,B)

**F 3**

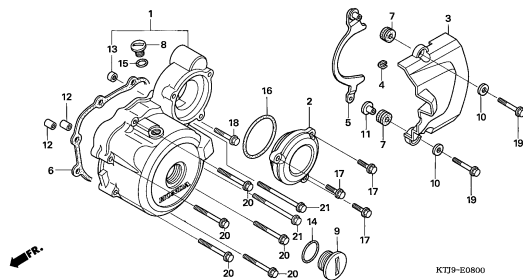


KTJ9E001

**E-8**

LEFT CRANKCASE COVER(CGR125SH5,8)

**F 4**

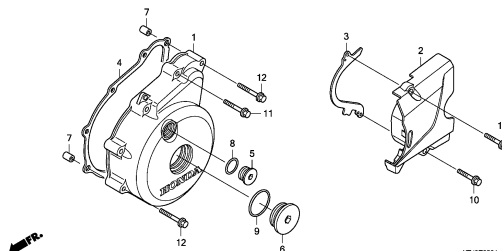


KTJ9-E0800

**E-8-1**

LEFT CRANKCASE COVER(CGR125SHA,B)

**F 5**

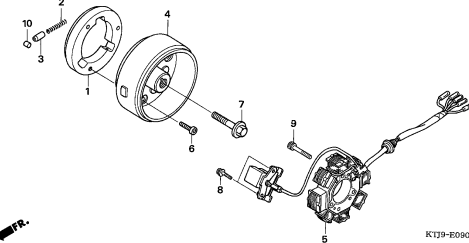


KTJ9E001

**E-9**

GENERATOR(CGR125SH5,8)

**F 6**



KTJ9-E0900

**2**

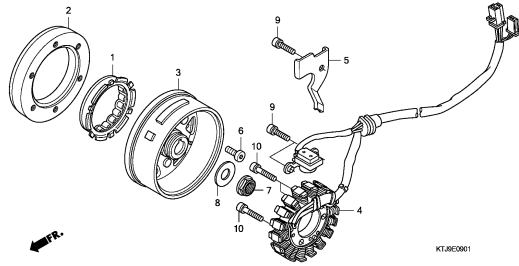
# ENGINE GROUP

**D 4**

**E-9-1**

GENERATOR(CGR125SHA,B)

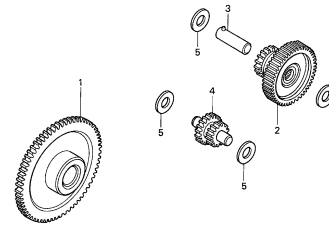
**F 7**



**E-10**

STARTING GEAR(CGR125SH5,8)

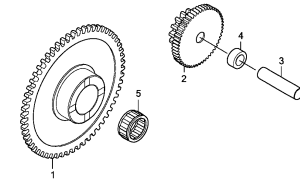
**F 8**



**E-10-1**

STARTING GEAR(CGR125SHA,B)

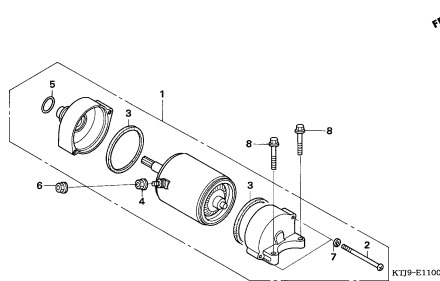
**F 9**



**E-11**

STARTING MOTOR(CGR125SH5,8)

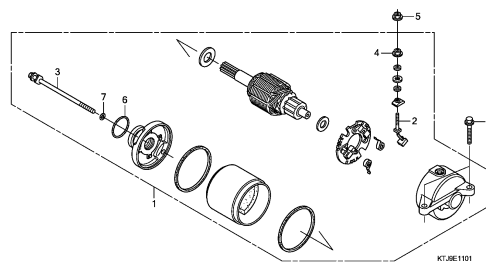
**F10**



**E-11-1**

STARTING MOTOR(CGR125SHA,B)

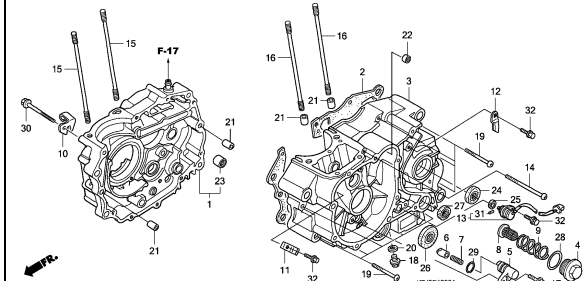
**F11**



**E-12**

CRANKCASE(CGR125SH5,8)

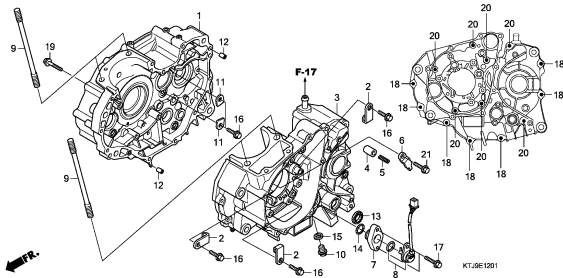
**F12**



**E-12-1**

CRANKCASE(CGR125SHA,B)

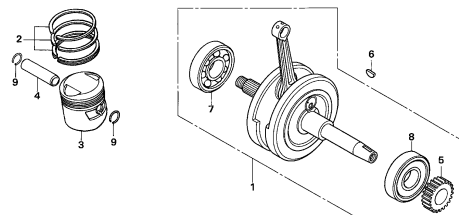
**F14**



**E-13**

CRANKSHAFT/PISTON(CGR125SH5,8)

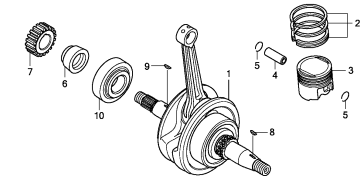
**F15**



**E-13-1**

CRANKSHAFT/PISTON(CGR125SHA,B)

**F16**



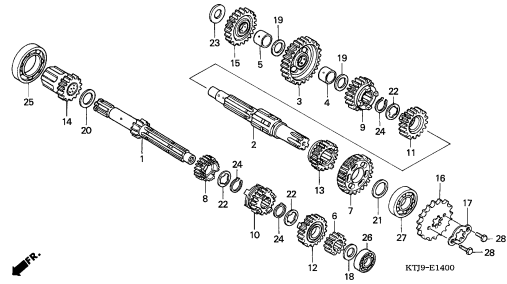
# ENGINE GROUP

**D 5**

**E-14**

TRANSMISSION(CGR125SH5,8)

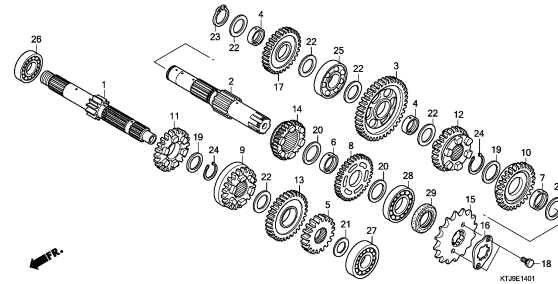
**G 1**



**E-14-1**

TRANSMISSION(CGR125SHA,B)

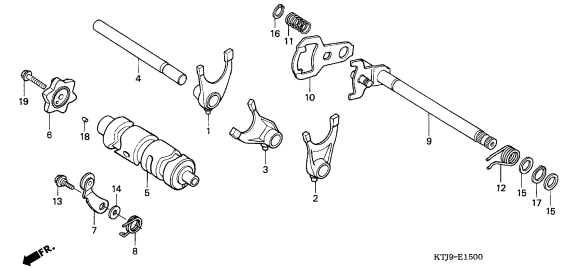
**G 3**



**E-15**

GEARSHIFT DRUM(CGR125SH5,8)

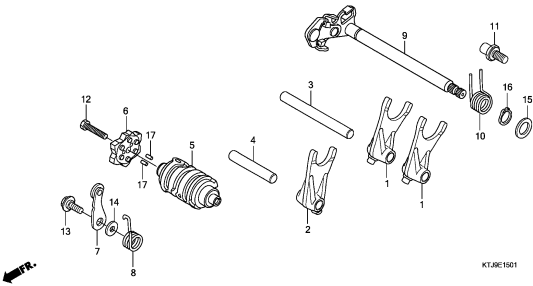
**G 5**



**E-15-1**

GEARSHIFT DRUM(CGR125SHA,B)

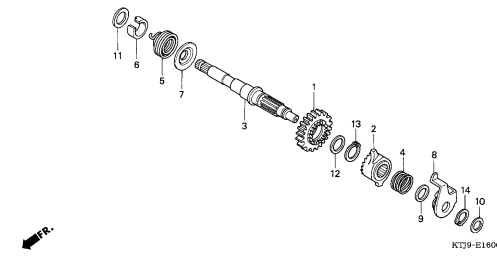
**G 6**



**E-16**

KICK STARTER SPINDLE(CGR125SH5,8)

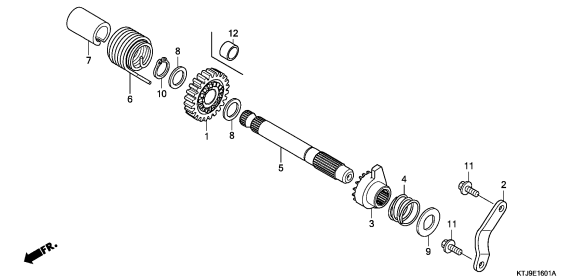
**G 7**



**E-16-1**

KICK STARTER SPINDLE(CGR125SHA,B)

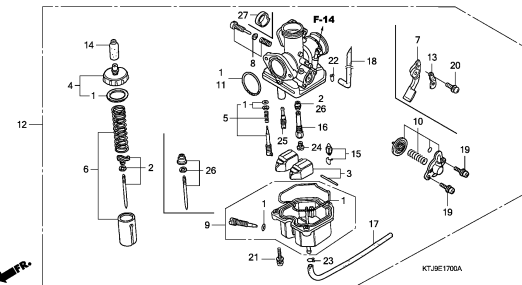
**G 8**



**E-17**

CARBURETOR(CGR125SH5,8)

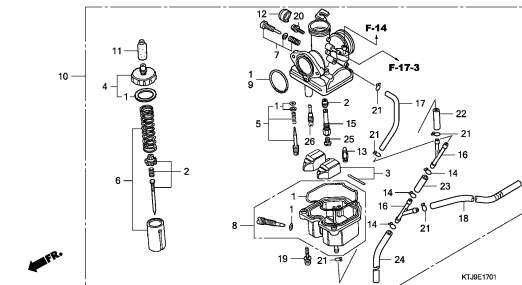
**G 9**



**E-17-1**

CARBURETOR(CGR125SHA,B)

**G11**



**2**



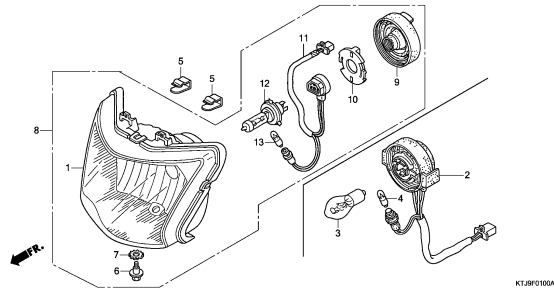
# FRAME GROUP

D 6

F-1

HEADLIGHT(1)

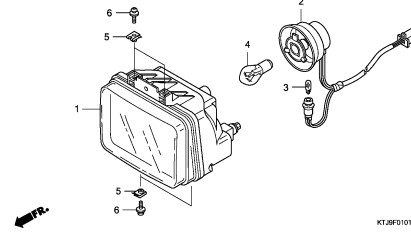
H 1



F-1-1

HEADLIGHT(2)

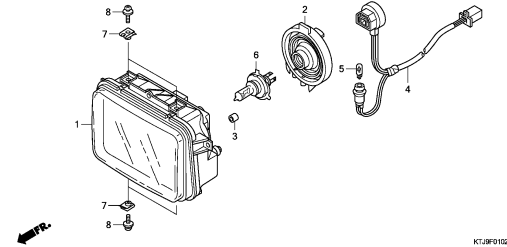
H 2



F-1-2

HEADLIGHT(3)

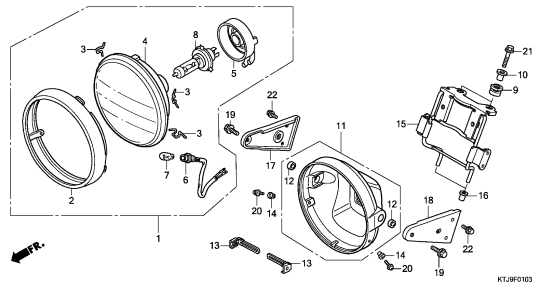
H 3



F-1-3

HEADLIGHT(4)

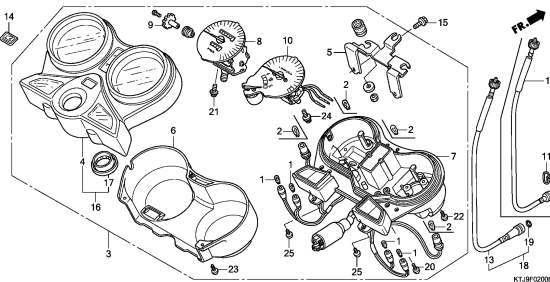
H 4



F-2

METER

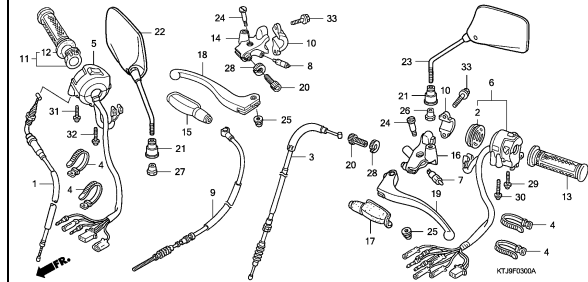
H 5



F-3

HANDLE LEVER/SWITCH/CABLE  
(CGR125SH5)

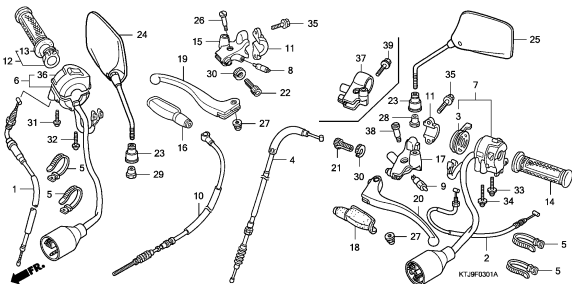
H 8



F-3-1

HANDLE LEVER/SWITCH/CABLE  
(CGR125SH8,A,B)

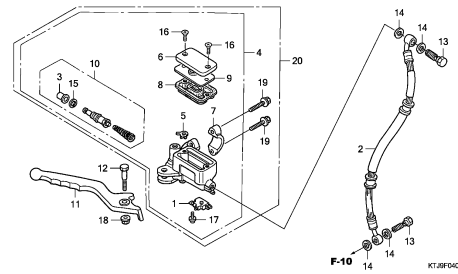
H10



F-4

FR. BRAKE MASTER CYLINDER

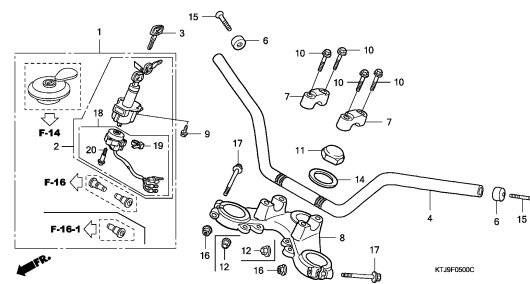
H12



F-5

HANDLE PIPE/TOP BRIDGE

H14



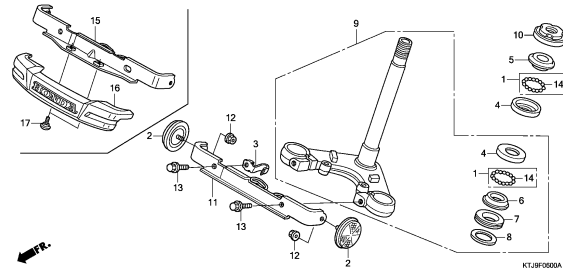
# FRAME GROUP

**D 7**

**F-6**

STEERING STEM

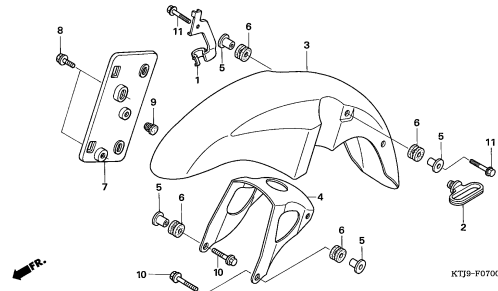
**H16**



**F-7**

FRONT FENDER

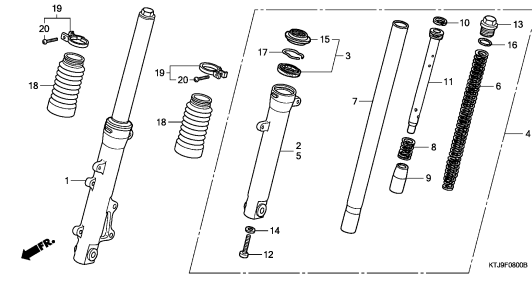
**I 1**



**F-8**

FRONT FORK

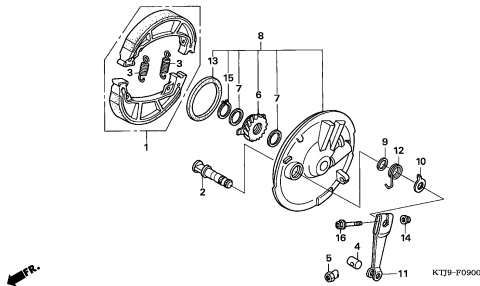
**I 3**



**F-9**

FRONT BRAKE PANEL

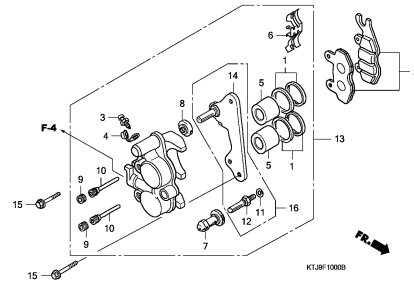
**I 5**



**F-10**

FRONT BRAKE CALIPER

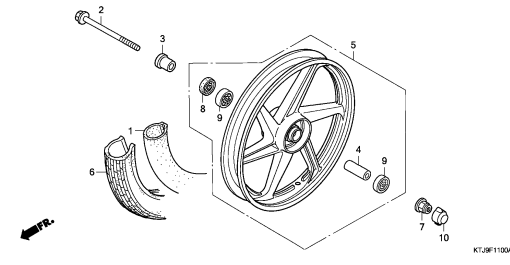
**I 6**



**F-11**

FRONT WHEEL(DRUM BRAKE)

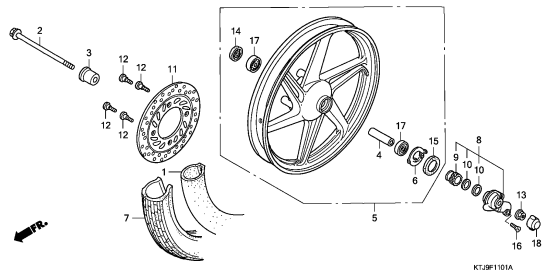
**I 8**



**F-11-1**

FRONT WHEEL(DISK BRAKE)

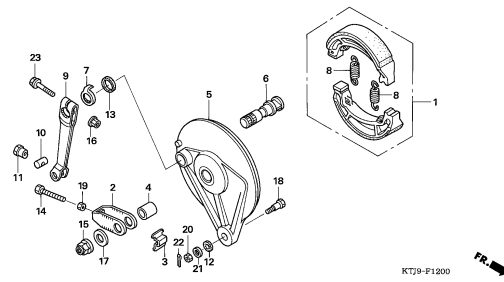
**I 9**



**F-12**

REAR BRAKE PANEL

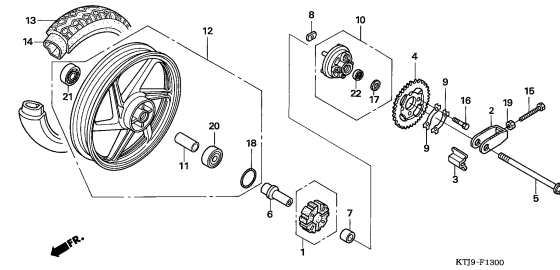
**I10**



**F-13**

REAR WHEEL

**I12**



**3**

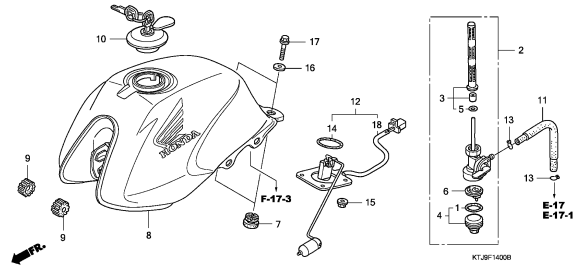
# FRAME GROUP

**D 8**

**F-14**

FUEL TANK

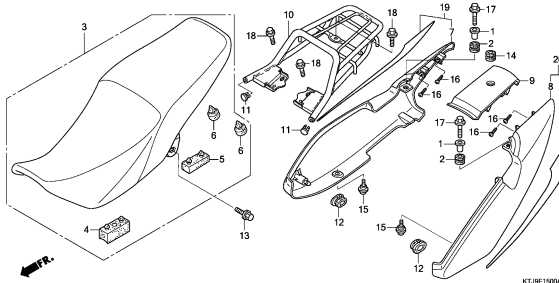
**I14**



**F-15**

SEAT/REAR COWL(CGR125SH5,B)

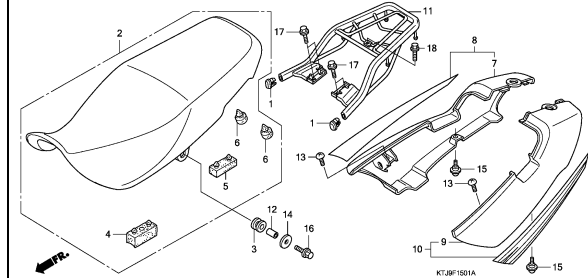
**I16**



**F-15-1**

SEAT/SIDE COWL(CGR125SH8,A)

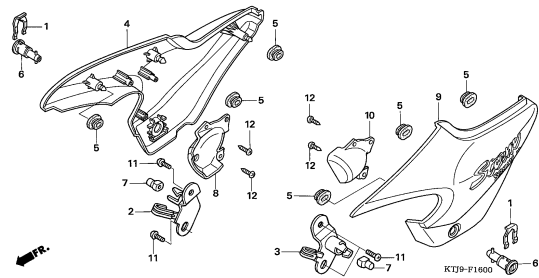
**J 2**



**F-16**

SIDE COVER(CGR125SH5,B)

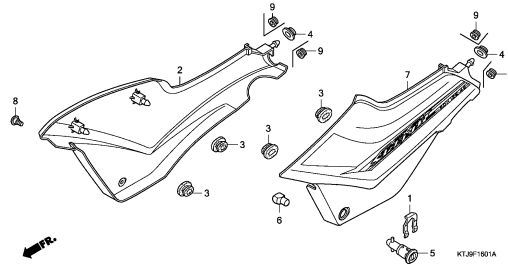
**J 4**



**F-16-1**

SIDE COVER(CGR125SH8,A)

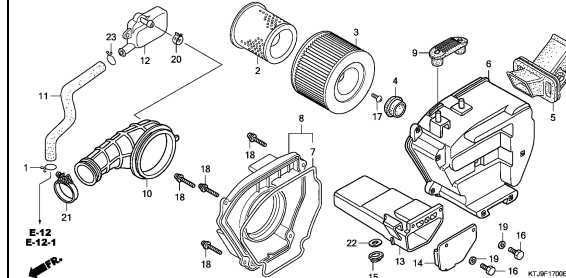
**J 6**



**F-17**

AIR CLEANER

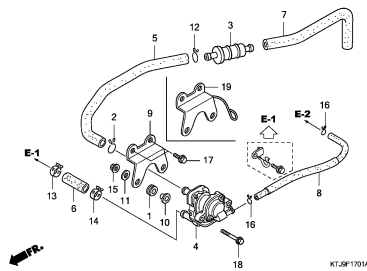
**J 8**



**F-17-1**

AIR SUCTION VALVE(CGR125SH5,8)

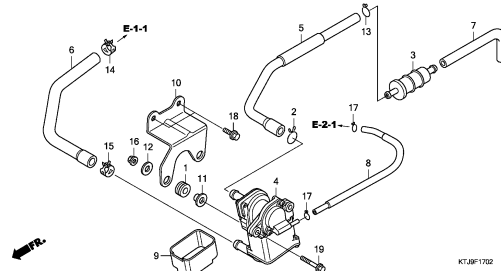
**J10**



**F-17-2**

AIR SUCTION VALVE(CGR125SHA,B)

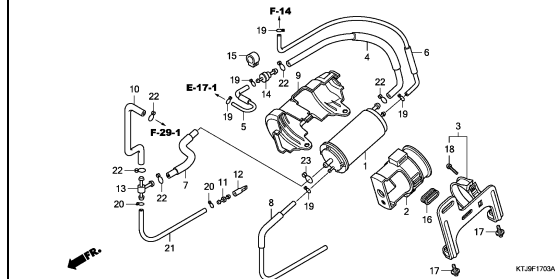
**J11**



**F-17-3**

CANISTER

**J12**



**3**

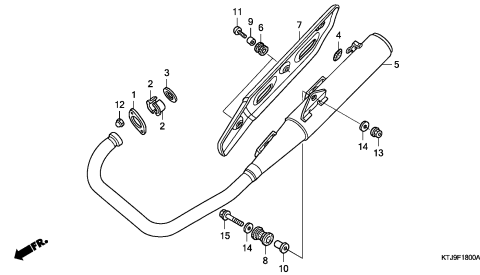
# FRAME GROUP

**D 9**

**F-18**

EXHAUST MUFFLER(CGR125SH5,8)

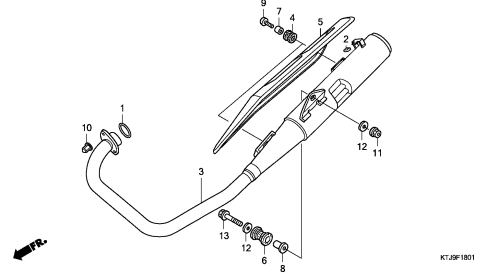
**J13**



**F-18-1**

EXHAUST MUFFLER(CGR125SHA,B)

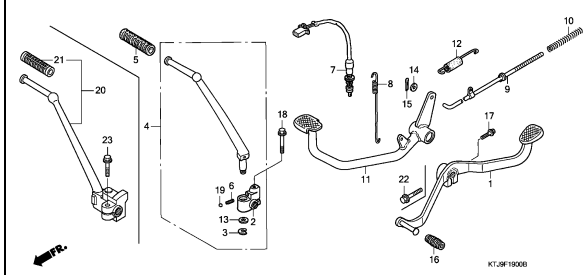
**J14**



**F-19**

PEDAL/KICK STARTER ARM

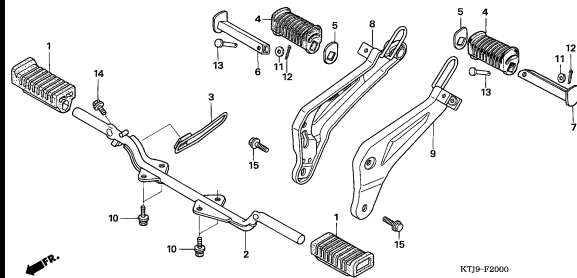
**J15**



**F-20**

STEP(CGR125SH5)

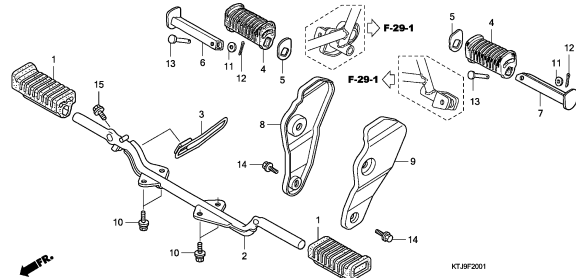
**K 1**



**F-20-1**

STEP(CGR125SH8,A,B)

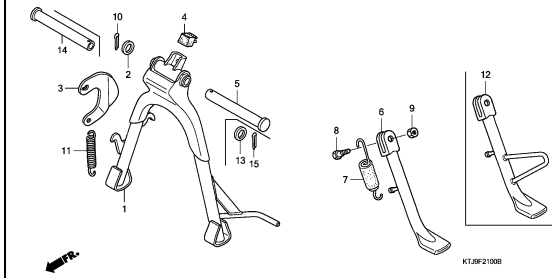
**K 2**



**F-21**

STAND

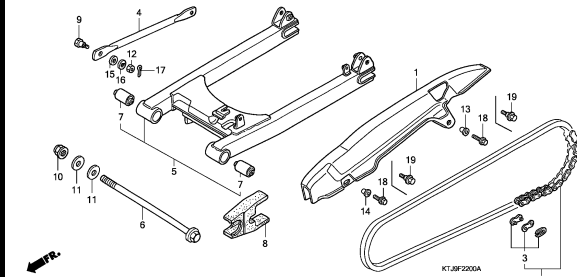
**K 3**



**F-22**

SWINGARM/CHAIN CASE

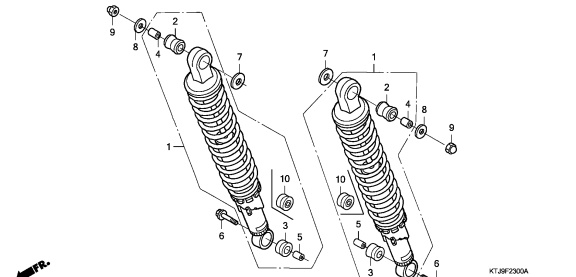
**K 4**



**F-23**

REAR CUSHION

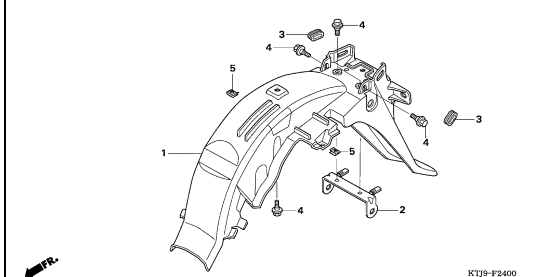
**K 5**



**F-24**

REAR FENDER(CGR125SH5,B)

**K 6**



**3**

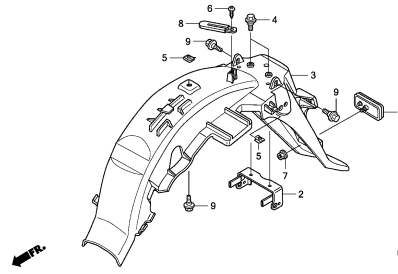
# FRAME GROUP

**D10**

**F-24-1**

REAR FENDER(CGR125SH8,A)

**K 7**

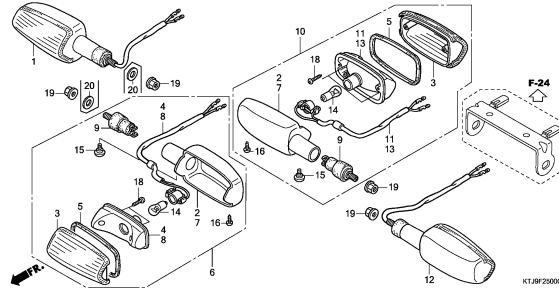


KTJBF2401A

**F-25**

WINKER(CGR125SH5,B)

**K 8**

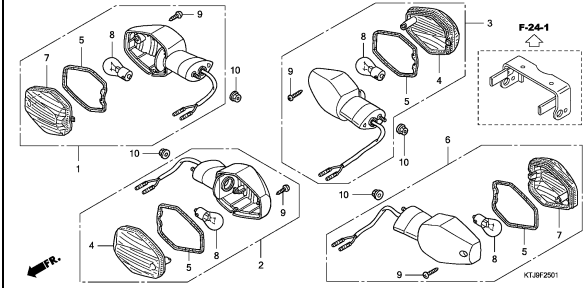


KTJBF2500C

**F-25-1**

WINKER(CGR125SH8)

**K10**

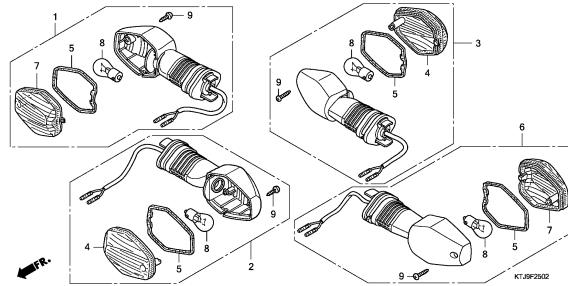


KTJBF2501

**F-25-2**

WINKER(CGR125SHA)

**K11**

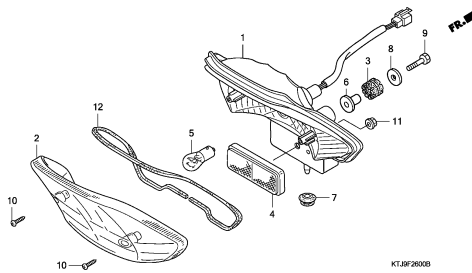


KTJBF2502

**F-26**

TAILLIGHT(CGR125SH5,B)

**K12**

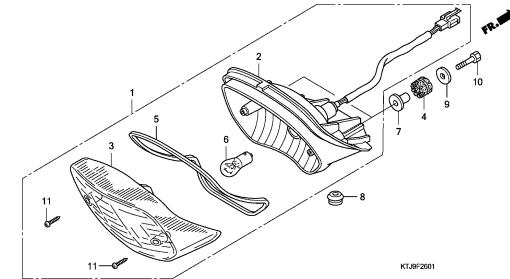


KTJBF2600B

**F-26-1**

TAILLIGHT(CGR125SH8,A)

**K13**

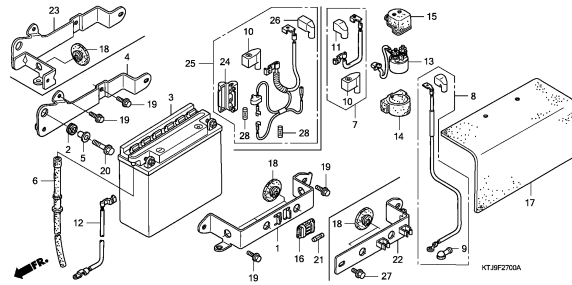


KTJBF2601

**F-27**

BATTERY

**K14**

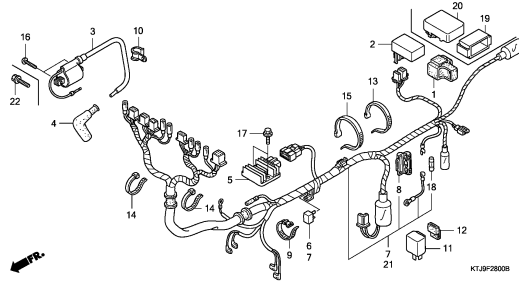


KTJBF2700A

**F-28**

WIRE HARNESS

**K16**

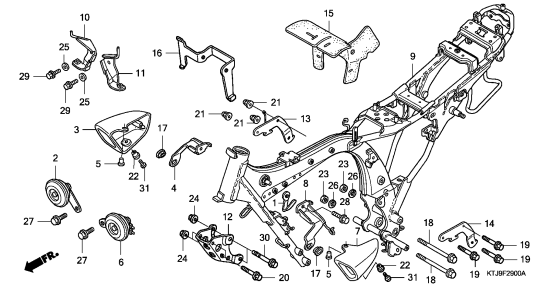


KTJBF2800B

**F-29**

FRAME BODY(CGR125SH5)

**L 2**



KTJBF2900A

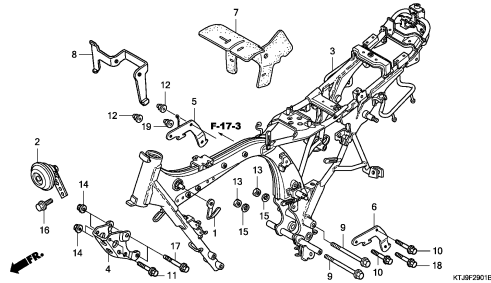
# FRAME GROUP

**D11**

**F-29-1**

**L 4**

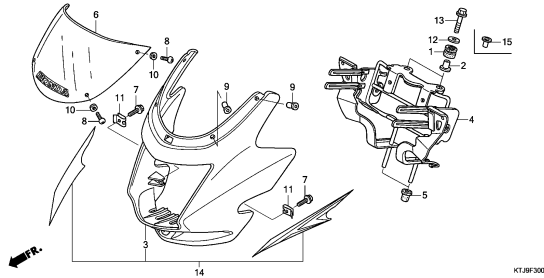
FRAME BODY(CGR125SH8,A,B)



**F-30**

**L 6**

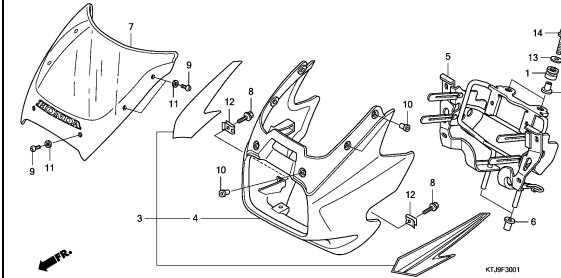
COWL(CGR125SH5,B)



**F-30-1**

**L 8**

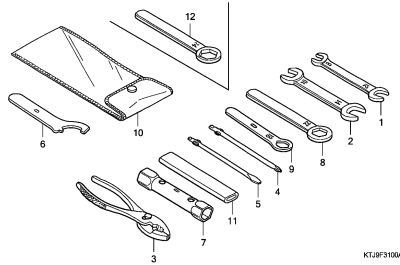
COWL(CGR125SH8,A)



**F-31**

**L 9**

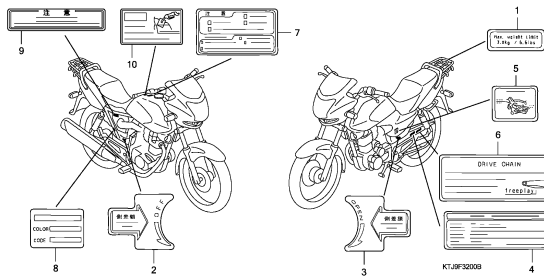
TOOLS



**F-32**

**L10**

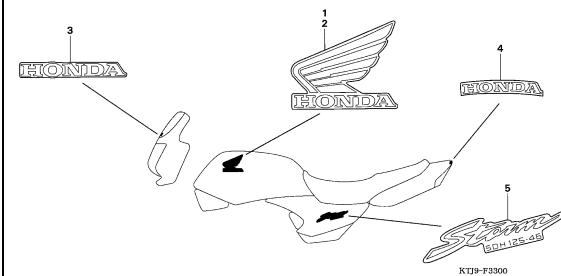
CAUTION LABEL



**F-33**

**L11**

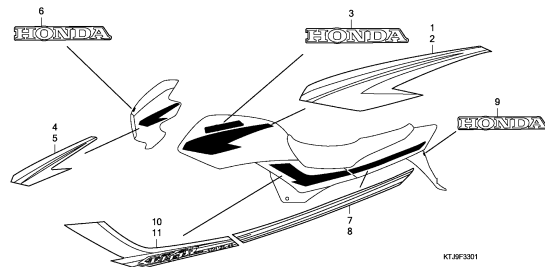
MARK(1)



**F-33-1**

**L12**

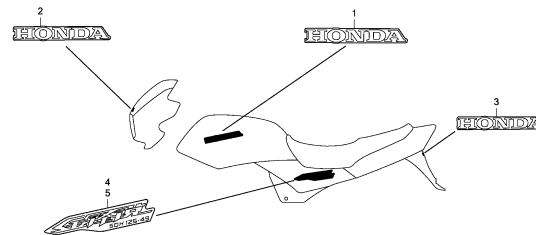
MARK(2)



**F-33-2**

**L14**

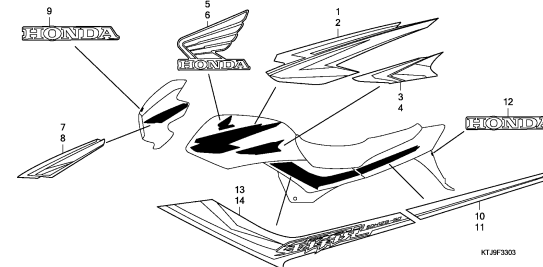
MARK(3)



**F-33-3**

**L15**

MARK(4)



**3**

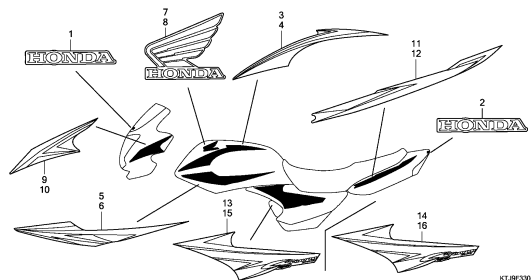
# FRAME GROUP

D12

F-33-4

M 1

MARK(5)

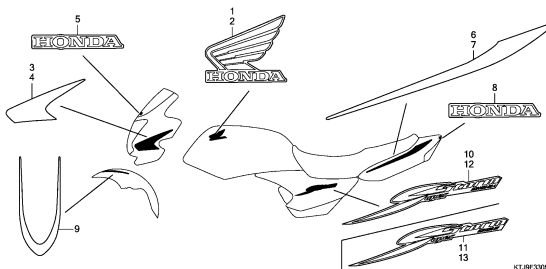


KT.PF.3304

F-33-5

M 4

MARK(6)

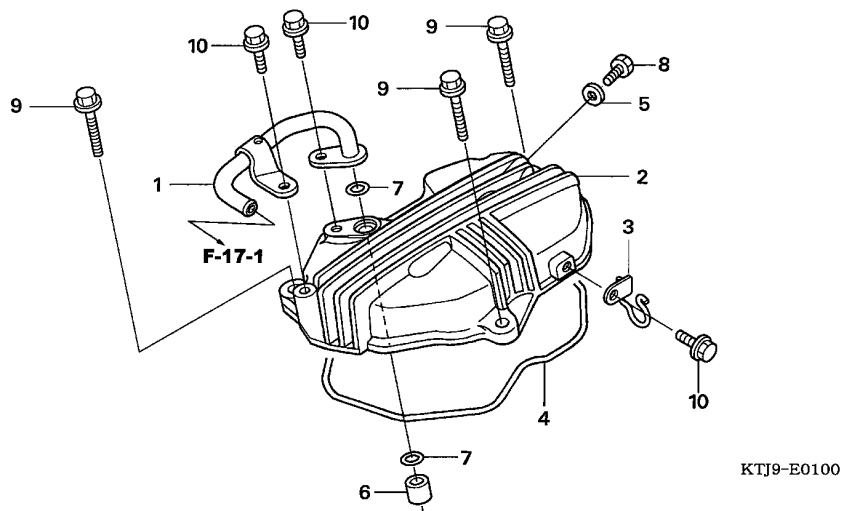


KT.PF.3305

E-1

CYLINDER HEAD COVER(CGR125SH5,8)

E 1



Ref. No.	L.O.N.	(Relative ref. Number) Description	F.R.T.
1	3111D1	PIPE, SECONDARY AIR .....	0.1
2	1111C4	COVER, CYLINDER HEAD .....	0.3
4	1111D2	GASKET, CYLINDER HEAD COVER ..	0.3

Ref. No.	Part No.	Description	Reqd. QTY				Serial No.	Parts catalogue code
			5	CGR125 8	A	B		
1	11105-KRF-B40	PIPE COMP., AIR SUCTION .....	1	1	-	-		
2	12311-KTJ-900	COVER, CYLINDER HEAD .....	1	-	-	-		
	12311-KRF-C30	.....	-	1	-	-		
3	12315-KRF-C30	GUIDE, TUBE(PB) .....	1	1	-	-		
4	12391-KRF-S00	PACKING, CYLINDER HEAD COVER	1	1	-	-		
5	90441-KRF-S00	WASHER, SEALING, 6MM .....	1	1	-	-		
6	90703-KRF-S00	DOWEL PIN, 10X14 .....	1	1	-	-		
7	91305-KFN-900	O-RING, 9.8X1.9 .....	2	2	-	-		
8	92101-06012-0A	BOLT, HEX., 6X12 .....	1	1	-	-		
9	95701-06030-00	BOLT, FLANGE, 6X30 .....	3	3	-	-		
10	96001-06016-00	BOLT, FLANGE, 6X16 .....	3	3	-	-		

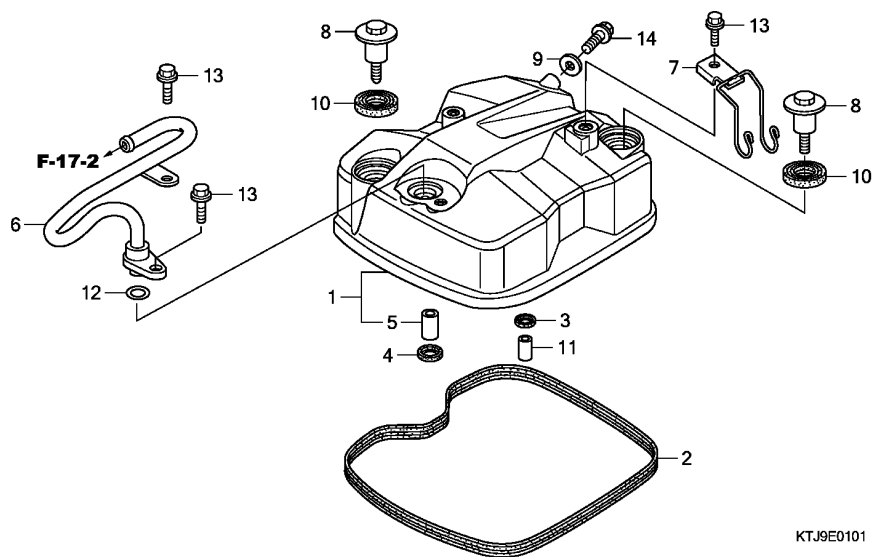
2



E-1-1

CYLINDER HEAD COVER(CGR125SHA,B)

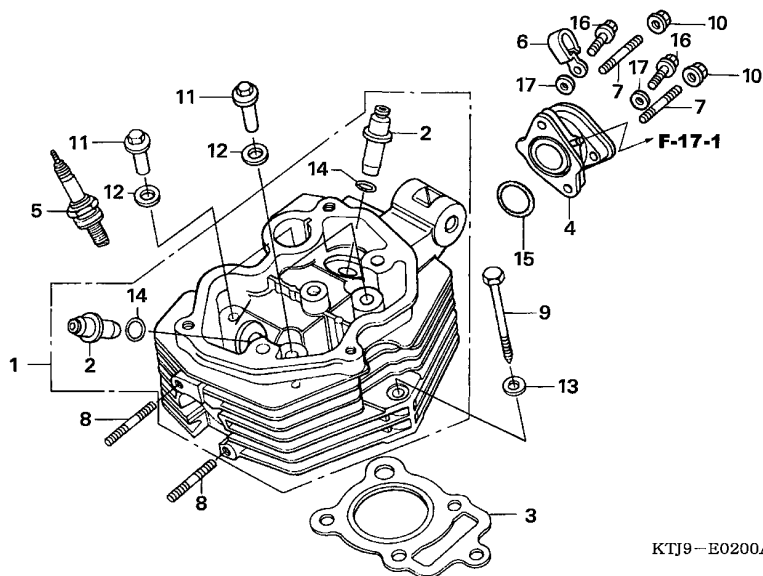
E 2



Ref. No.	L.O.N.	(Relative ref. Number) Description	F.R.T.
1	1111C4	COVER, CYLINDER HEAD .....	0.3
2	1111D2	GASKET, CYLINDER HEAD COVER ..	0.3
6	3111D1	PIPE, SECONDARY AIR .....	0.1

Ref. No.	Part No.	Description	Reqd. QTY				Serial No.	Parts catalogue code
			5	CGR125 8	A	B		
1	12310-KWK-900	COVER COMP., CYLINDER HEAD ..	-	-	1	-		
	12310-KWK-901	.....	-	-	-	1		
2	12391-KRM-840	GASKET, HEAD COVER .....	-	-	1	1		
3	12396-KRM-840	GASKET B, HEAD COVER .....	-	-	1	1		
4	12397-KWG-600	GASKET C, HEAD COVER .....	-	-	1	-		
	12397-KYE-901	.....	-	-	-	1		
5	12398-KWK-900	COLLAR, 10MM .....	-	-	1	1		
6	18640-KWK-900	PIPE COMP., AIR FEED .....	-	-	1	1		
7	18700-KWK-900	GUIDE COMP., AIR SUCTION VALVE TUBE	-	-	1	1		
8	90003-KFG-000	BOLT, L. CRANKCASE COVER .....	-	-	2	2		
9	90463-KRM-840	WASHER, SEALING, 6.2X12X1.2 ..	-	-	1	1		
10	90543-KRM-840	RUBBER, MOUNTING .....	-	-	2	-		
	90543-MV9-670	.....	-	-	-	2		
11	91108-KVC-900	DOWEL PIN, 8X14 .....	-	-	1	-		
	90702-KRM-840	.....	-	-	-	1		
12	91309-KVX-A00	O-RING, 9.8X2.8 .....	-	-	1	1		
13	95701-06016-00	BOLT, FLANGE, 6X16 .....	-	-	3	3		
14	96001-06012-00	BOLT, FLANGE, 6X12 .....	-	-	1	1		

2

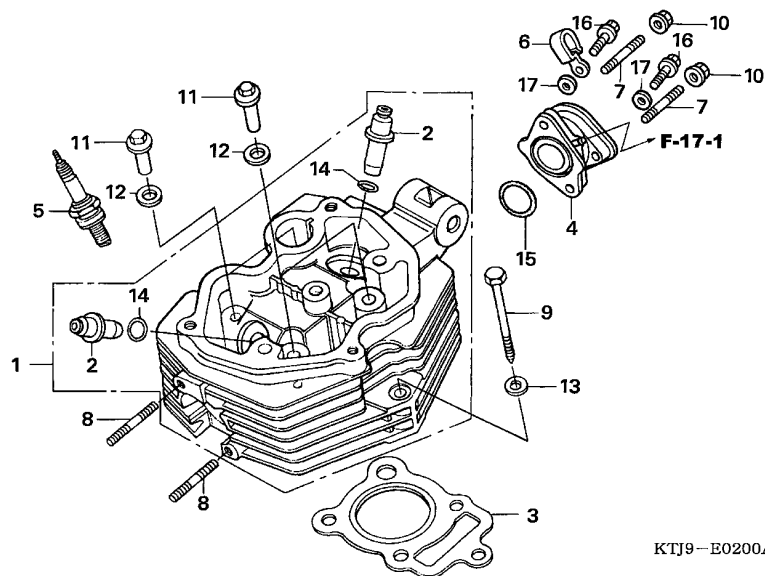


KTJ9-E0200A

Ref. No.	L.O.N.	(Relative ref. Number) Description	F.R.T.
1	111106	HEAD, CYLINDER ..... .INCLUDES: Engine removal and installation .INCLUDES: Valve adjust and reface	3.5
2	1111L9	(14) GUIDE, INTAKE VALVE(ONE) ..... .INCLUDES: Engine removal and installation .INCLUDES: Reaming .INCLUDES: Valve adjust and reface	3.3
	1111M0	GUIDE, EXHAUST VALVE(ONE) .... .INCLUDES: Engine removal and installation .INCLUDES: Reaming .INCLUDES: Valve adjust and reface	3.3
	1111M9	GUIDE, VALVE :FOR 1 VEHICLE .. .INCLUDES: Engine removal and installation .INCLUDES: Reaming .INCLUDES: Valve adjust and reface	3.6
+ 3	111115	GASKET, CYLINDER HEAD .....	2.5

Ref. No.	Part No.	Description	Reqd. QTY				Serial No.	Parts catalogue code
			5	CGR125 8	A	B		
1	12200-KSH-930	HEAD COMP., CYLINDER .....	1	-	-	-		
	12200-KTJ-C10	.....	-	1	-	-		
2	12204-KRF-P00	GUIDE, VALVE(O.S.) .....	2	-	-	-		
	12204-KTJ-305	.....	-	2	-	-		
3	12251-KCS-920	GASKET, CYLINDER HEAD .....	1	1	-	-		
4	16210-KRF-C30	INSULATOR, CARBURETOR .....	1	1	-	-		
5	31918-HM5-630	PLUG, SPARK, 58 .....	1	1	-	-		
	31919-HM5-630	PLUG, SPARK, 59 .....	(1)	(1)	-	-		
	98069-58926	PLUG, SPARK(X24EPR-U9) (DENSO)	-	1	-	-		
	98069-59926	PLUG, SPARK(X27EPR-U9) (DENSO)	-	(1)	-	-		
6	32977-KRF-S00	CLIP, HIGH TENSION CORD .....	1	1	-	-		
7	90035-KRF-S00	BOLT, STUD, 6X28 .....	2	2	-	-		
8	90036-KRF-S00	BOLT, STUD, 6X38 .....	2	2	-	-		
9	90127-KRF-S00	BOLT, HEX., 8X79 .....	1	1	-	-		
10	94050-06000	NUT, FLANGE, 6MM .....	2	2	-	-		
11	90306-KRF-S00	NUT, CYLINDER HEAD .....	4	4	-	-		
12	90437-KRF-S00	WASHER, PLAIN, 12MM .....	4	4	-	-		
13	90443-KRF-S00	WASHER, SEALING, 8MM .....	1	1	-	-		
14	91301-KRF-S00	O-RING, 10X1.6 .....	2	-	-	-		
	91301-KTJ-C10	.....	-	2	-	-		
15	91306-KRF-S00	O-RING, 33.5X3 .....	1	1	-	-		
16	96001-06025-00	BOLT, FLANGE, 6X25 .....	2	2	-	-		
17	90502-198-900	WASHER, BRAKE ROD .....	2	2	-	-		





FR.

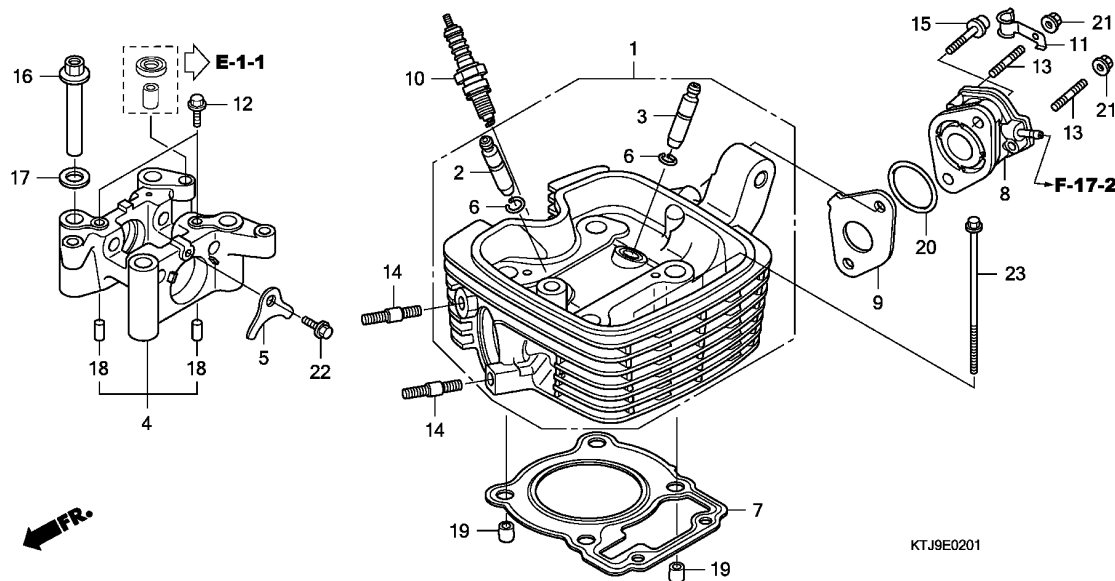
KTJ9-E0200A

Ref. No.	L.O.N.	(Relative ref. Number) Description	F.R.T.
+ 3		.INCLUDES: Engine removal and installation (15)	
4	311131	INSULATOR, THROTTLE BODY/ CARBURETOR .....	0.4
5	614130	PLUG, SPARK .....	0.1

# E-2-1

# CYLINDER HEAD(CGR125SHA,B)

E 5



Ref. No.	L.O.N.	(Relative ref. Number) Description	F.R.T.
1	111106	HEAD, CYLINDER ..... .INCLUDES: Engine removal and installation .INCLUDES: Valve adjust and reface	2.9
2	1111M0	GUIDE, EXHAUST VALVE(ONE) .... .INCLUDES: Engine removal and installation .INCLUDES: Reaming .INCLUDES: Valve adjust and reface	2.9
3	1111L9	GUIDE, INTAKE VALVE(ONE) ..... .INCLUDES: Engine removal and installation .INCLUDES: Reaming .INCLUDES: Valve adjust and reface	2.9
	1111M9	GUIDE, VALVE :FOR 1 VEHICLE .. .INCLUDES: Engine removal and installation .INCLUDES: Reaming .INCLUDES: Valve adjust and reface	3.2
4	1111B4	HOLDER, CAMSHAFT .....	0.9
+ 7	111115	GASKET, CYLINDER HEAD .....	2.1

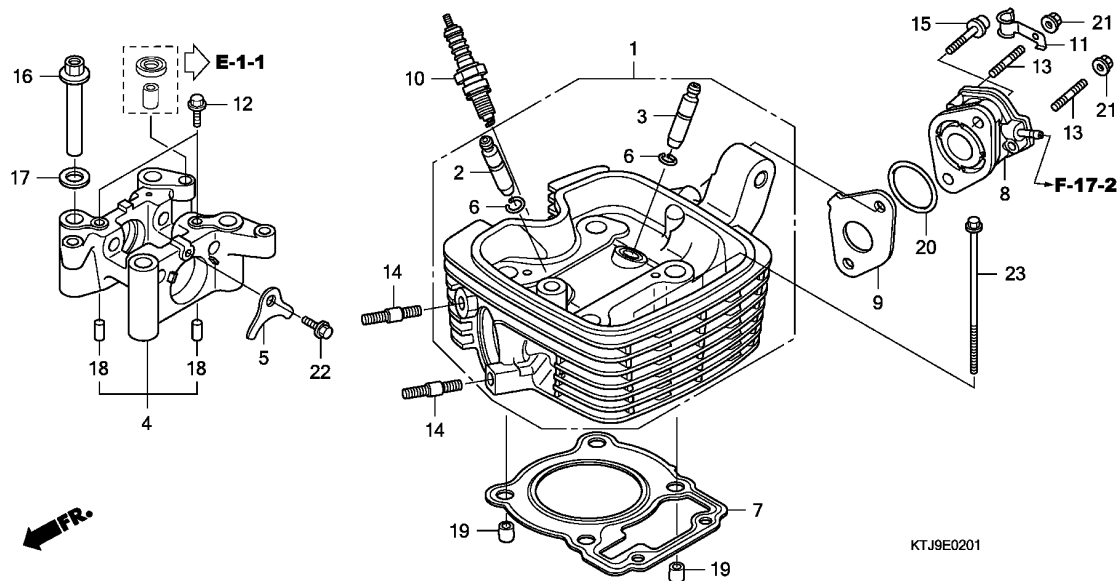
Ref. No.	Part No.	Description	Reqd. QTY		Serial No.	Parts catalogue code
			5	8		
1	12200-KWK-901	HEAD COMP., CYLINDER .....	-	-	1	1
2	12204-KRM-305	GUIDE, VALVE(O.S.) .....	-	-	1	1
3	12205-KSP-305	GUIDE, IN. VALVE(O.S.) .....	-	-	1	1
4	12210-KVX-600	HOLDER COMP., CAMSHAFT .....	-	-	1	1
5	12212-KTT-900	PLATE, STOPPER .....	-	-	1	1
6	12213-KTT-900	CLIP, VALVE GUIDE .....	-	-	2	2
7	12251-KVX-A00	GASKET, CYLINDER HEAD .....	-	-	1	1
	12252-KVX-600	GASKET, CYLINDER HEAD (OS. 0.75/1.00)	-	-	(1)	(1)
8	16210-KWK-900	INSULATOR, CARBURETOR .....	-	-	1	1
9	16214-KWK-900	GASKET, CARBURETOR INSULATOR	-	-	1	1
10	31916-KRM-841	PLUG, SPARK(CPR8EA-9)(NGK) ..	-	-	(1)	(1)
	31917-KPH-W00	PLUG, SPARK .....	-	-	1	-
	31917-KPH-901	PLUG, SPARK(CPR7EA-9)(NGK) ..	-	-	-	1
11	32906-KWK-900	CLIP, HIGH TENSION CORD .....	-	-	1	1
12	90002-KRM-840	BOLT, FLANGE, 5X14 .....	-	-	2	2
13	90035-KWK-900	BOLT, STUD, 6X19 .....	-	-	2	2
14	90040-KTT-900	BOLT, STUD, 8X22 .....	-	-	2	-
	90035-KRM-840	.....	-	-	-	2
15	90091-KRM-840	BOLT, FLANGE SOCKET, 6X22 ...	-	-	2	2
16	90306-KRM-840	NUT, CYLINDER HEAD .....	-	-	4	4
17	90404-KTT-900	WASHER, PLAIN, 12MM .....	-	-	4	-
	90404-KPT-A00	.....	-	-	-	4
18	90704-KTT-900	DOWEL PIN, 6X10 .....	-	-	2	2
19	91106-KVC-900	DOWEL PIN, 10X12 .....	-	-	2	-
	90703-KRM-840	.....	-	-	-	2

2

# E-2-1

# CYLINDER HEAD(CGR125SHA,B)

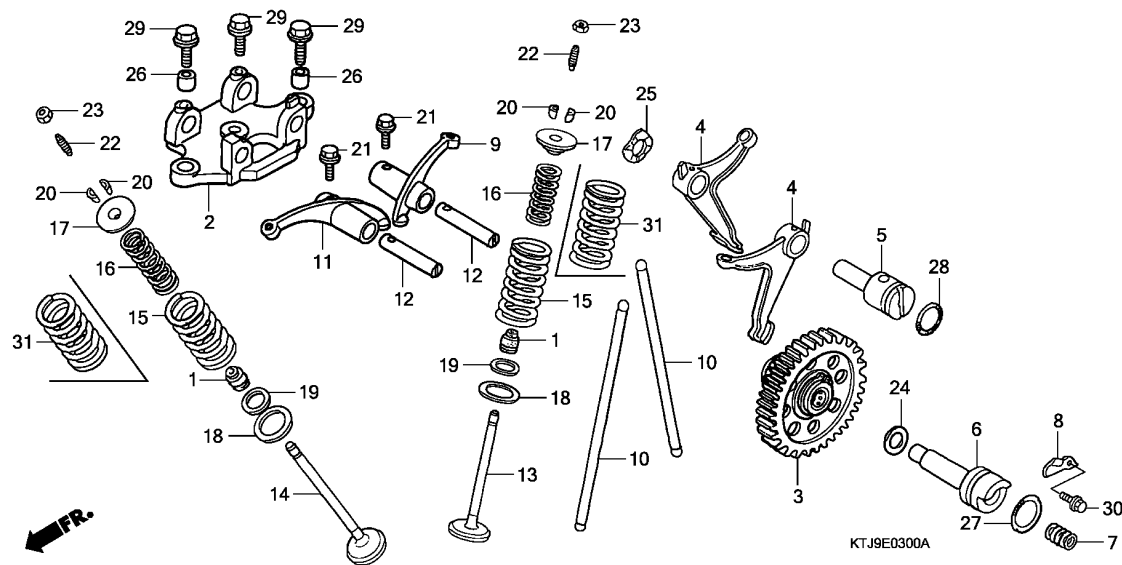
**E 6**



Ref. No.	L.O.N.	(Relative ref. Number) Description	F.R.T.
+ 7		.INCLUDES: Engine removal and installation (9,20)	
8	311131	INSULATOR, THROTTLE BODY/ CARBURETOR .....	0.4
10	614130	PLUG, SPARK .....	0.1

Ref. No.	Part No.	Description	Reqd. QTY		Serial No.	Parts catalogue code
			5	8		
			A	B		
20	91304-KVC-900	O-RING, 33.5X3 .....	-	-	1	1
21	94050-06000	NUT, FLANGE, 6MM .....	-	-	2	2
22	95701-06014-00	BOLT, FLANGE, 6X14 .....	-	-	1	1
23	95801-06105-00	BOLT, FLANGE, 6X105 .....	-	-	2	2

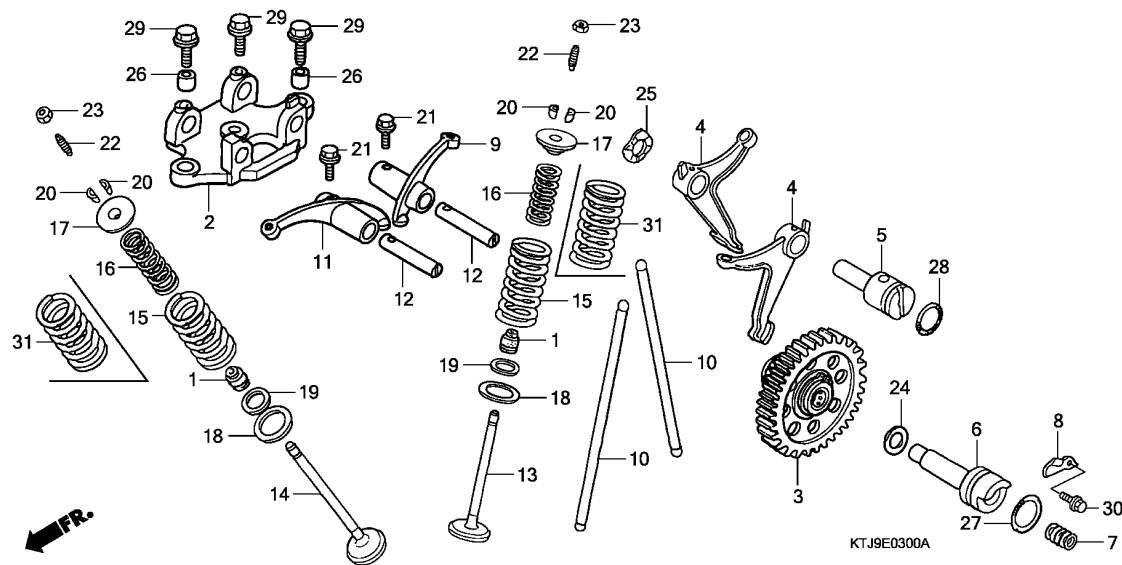
**2**



Ref. No.	L.O.N.	(Relative ref. Number) Description	F.R.T.
2	1111B4	HOLDER, CAMSHAFT .....	0.7
3	111118	CAMSHAFT .....	3.2
		.INCLUDES: Engine removal and installation .INCLUDES: Valve adjustment (5,28)	
4	1111Y0	FOLLOWER, CAMSHAFT .....	2.7
		.NOTE: Same time for two units .INCLUDES: Engine removal and installation (12)	
9	1111K8	ARM, INTAKE VALVE ROCKER(ONE) .....	0.7
		.INCLUDES: Valve adjustment	
10	111165	ROD, VALVE PUSH .....	0.7
		.NOTE: Same time for two units .INCLUDES: Valve adjustment (12)	
11	1111K9	ARM, EXHAUST VALVE ROCKER(ONE) .....	0.7
		.INCLUDES: Valve adjustment	
	1111L8	ARM, VALVE ROCKER :FOR 1 VEHICLE .....	0.7
		.INCLUDES: Valve adjustment	
13	1111N0	VALVE, INTAKE(ONE) .....	2.8
		.INCLUDES: Engine removal and installation	
+			

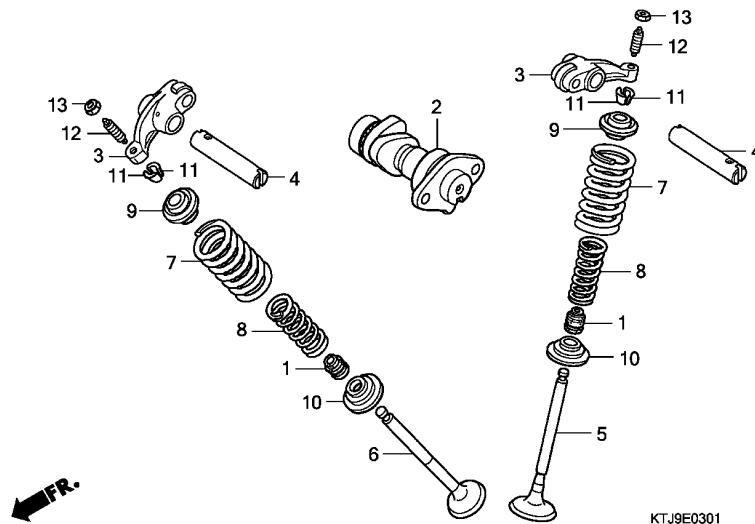
Ref. No.	Part No.	Description	Reqd. QTY				Serial No.	Parts catalogue code
			5	CGR125 8	A	B		
1	12208-KCS-920	SEAL, VALVE STEM .....	2	2	-	-		
2	12210-KRF-B40	HOLDER, ROCKER ARM .....	1	1	-	-		
3	14100-KRF-B40	CAMSHAFT COMP. ....	1	1	-	-		
4	14421-KRF-S00	FOLLOWER, CAM .....	2	2	-	-		
5	14422-KRF-S00	SHAFT, CAM FOLLOWER .....	1	1	-	-		
6	14423-KRF-S00	SHAFT, CAM GEAR .....	1	1	-	-		
7	14425-KRF-S00	SPRING, CAMSHAFT .....	1	1	-	-		
8	14426-KRF-S00	PLATE, SPRING STOPPER .....	1	1	-	-		
9	14431-KRF-S60	ARM, IN. ROCKER .....	1	1	-	-		
10	14440-KRF-S00	ROD COMP., PUSH .....	2	2	-	-		
11	14441-KRF-S60	ARM, EX. ROCKER .....	1	1	-	-		
12	14451-KRF-S60	SHAFT, ROCKER ARM .....	2	2	-	-		
13	14711-KRF-S00	VALVE, IN. ....	1	1	-	-		
14	14721-KRF-S00	VALVE, EX. ....	1	1	-	-		
15	14751-KRF-S00	SPRING, VALVE OUTER .....	2	-	-	-	----- 1CH,2CH	
16	14761-KRF-S00	SPRING, VALVE INNER .....	2	-	-	-	----- 1CH,2CH	
17	14771-KRF-S00	RETAINER, VALVE SPRING .....	2	2	-	-		
18	14775-KRF-S00	SEAT, VALVE SPRING OUTER .....	2	2	-	-		
19	14776-KRF-S00	SEAT, VALVE SPRING INNER .....	2	-	-	-	----- 1CH,2CH	
20	14781-KRF-S00	COTTER, VALVE .....	4	4	-	-		
21	90002-KY0-890	BOLT, FLANGE, 6X16 .....	2	2	-	-		
22	90012-KRF-C30	SCREW, TAPPET ADJUSTING .....	2	2	-	-		
23	90206-KRF-S00	NUT, TAPPET ADJUSTING .....	2	2	-	-		
24	90428-KRF-S00	WASHER, THRUST, 14MM .....	1	1	-	-		
25	90444-KRF-S00	WASHER, WAVE, 12MM .....	1	1	-	-		





Ref. No.	L.O.N.	(Relative ref. Number) Description	F.R.T.
+13		.INCLUDES: Refacing VALVE, EXHAUST(ONE) .....	2.8
14	1111N1	.INCLUDES: Engine removal and installation	
	1111P0	.INCLUDES: Refacing VALVE :FOR 1 VEHICLE .....	3.0
		.INCLUDES: Engine removal and installation	
15	1111P2	.INCLUDES: Refacing (1,16,17,18,19,20,31) SPRING AND/OR STEM SEAL, INTAKE VALVE(ONE) .....	2.6
		.INCLUDES: Engine removal and installation	
	1111P3	SPRING AND/OR STEM SEAL, EXHAUST VALVE(ONE) .....	2.6
		.INCLUDES: Engine removal and installation	
	1111Q2	SPRING AND/OR STEM SEAL, VALVE :FOR 1 VEHICLE .....	2.7
		.INCLUDES: Engine removal and installation	

Ref. No.	Part No.	Description	Reqd. QTY				Serial No.	Parts catalogue code
			5	CGR125	A	B		
26	90703-KRF-S00	DOWEL PIN, 10X14 .....	2	2	-	-		
27	91318-KRF-S00	O-RING, 20X2.5 .....	1	1	-	-		
28	91333-KRF-S00	O-RING, 17X2.5 .....	1	1	-	-		
29	95701-08030-00	BOLT, FLANGE, 8X30 .....	3	3	-	-		
30	96001-06014-00	BOLT, FLANGE, 6X14 .....	1	1	-	-		
31	14751-KRF-B40	SPRING, VALVE .....	2	2	-	-	----- 1CH/A,2CH/A,5SH,6SH,7SH	

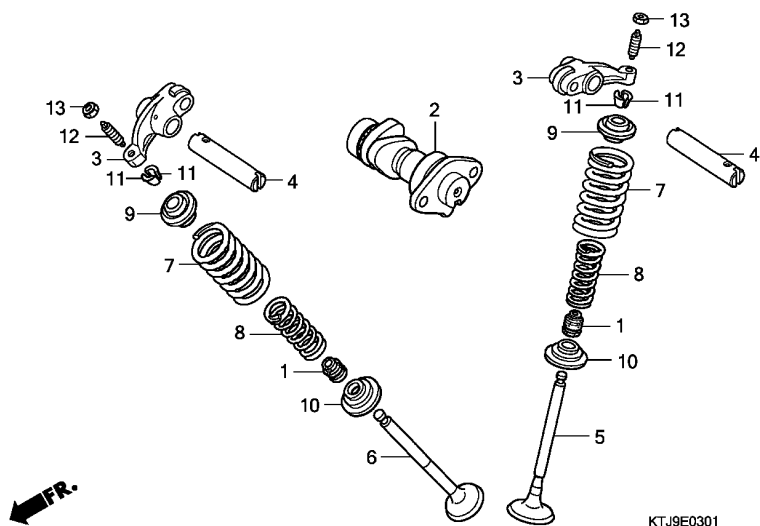


Ref. No.	L.O.N.	(Relative ref. Number) Description	F.R.T.
2	111118	CAMSHAFT ..... .INCLUDES: Valve adjustment (4)	0.7
3	1111K8	ARM, INTAKE VALVE ROCKER(ONE) .INCLUDES: Valve adjustment	0.8
	1111K9	ARM, EXHAUST VALVE ROCKER(ONE) .INCLUDES: Valve adjustment	0.8
	1111L8	ARM, VALVE ROCKER :FOR 1 VEHICLE .....	0.8
		.INCLUDES: Valve adjustment	
5	1111N0	VALVE, INTAKE(ONE) .....	2.4
		.INCLUDES: Engine removal and installation	
6	1111N1	VALVE, EXHAUST(ONE) .....	2.4
		.INCLUDES: Engine removal and installation	
		.INCLUDES: Refacing	
	1111P0	VALVE :FOR 1 VEHICLE .....	2.6
		.INCLUDES: Engine removal and installation	
		.INCLUDES: Refacing	
7	1111P2	(1,8,9,10,11) SPRING AND/OR STEM SEAL, INTAKE VALVE(ONE) .....	2.2
+			

Ref. No.	Part No.	Description	Reqd. QTY				Serial No.	Parts catalogue code
			5	CGR125	A	B		
1	12209-GFC-890	SEAL, VALVE STEM(ARAI) .....	-	-	2	-		
	12209-GB4-682	.....	-	-	2	-		
2	14100-KTT-900	CAMSHAFT COMP. ....	-	-	1	1		
3	14430-KTT-900	ARM COMP., VALVE ROCKER .....	-	-	2	2		
4	14451-KTT-900	SHAFT, ROCKER ARM .....	-	-	2	2		
5	14711-KTE-910	VALVE, IN. ....	-	-	1	1		
6	14721-KTE-910	VALVE, EX. ....	-	-	1	1		
7	14751-KSP-910	SPRING, VALVE OUTER .....	-	-	2	2		
8	14761-KSP-910	SPRING, VALVE INNER .....	-	-	2	2		
9	14771-KTT-900	RETAINER, VALVE SPRING .....	-	-	2	2		
10	14777-KTT-900	SEAT, VALVE SPRING .....	-	-	2	2		
11	14781-MA6-000	COTTER, VALVE .....	-	-	4	4		
12	90012-KTT-900	SCREW, TAPPET ADJUSTING .....	-	-	2	-		
	90012-KK3-830	.....	-	-	2	-		
13	90206-KTT-900	NUT, TAPPET ADJUSTING .....	-	-	2	-		
	90206-250-000	.....	-	-	2	-		





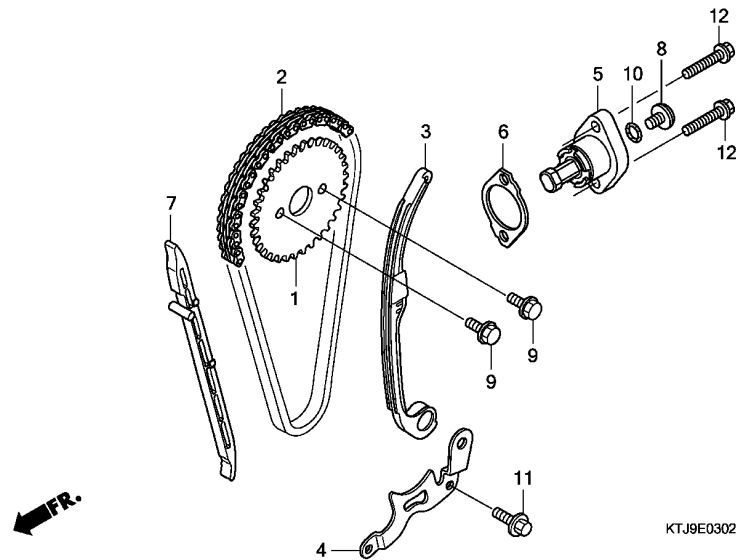


Ref. No.	L.O.N.	(Relative ref. Number) Description	F.R.T.
+ 7		.INCLUDES: Engine removal and installation	
1111P3		SPRING AND/OR STEM SEAL, EXHAUST VALVE(ONE) .....	2.2
		.INCLUDES: Engine removal and installation	
1111Q2		SPRING AND/OR STEM SEAL, VALVE :FOR 1 VEHICLE .....	2.3
		.INCLUDES: Engine removal and installation	

E-3-2

CAM CHAIN/TENSIONER

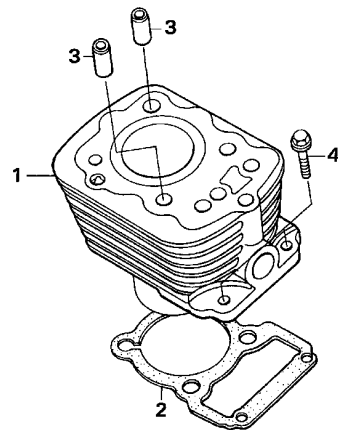
E11



Ref. No.	L.O.N.	(Relative ref. Number) Description	F.R.T.
1	1111Q4	SPROCKET, CAM .....	0.5
2	110140	CHAIN, CAM .....	2.5
		.INCLUDES: Engine removal and installation	
3	111130	TENSIONER, CAM CHAIN .....	1.0
5		(6)	
		111133 LIFTER, TENSIONER .....	0.2
7	111139	GUIDE, CAM CHAIN .....	2.1
		.INCLUDES: Engine removal and installation	

Ref. No.	Part No.	Description	Reqd. QTY				Serial No.	Parts catalogue code
			5	CGR125	A	B		
1	14321-KTT-900	SPROCKET, CAM(34T) .....	-	-	1	-		
	14321-KRM-840	.....	-	-	-	1		
2	14401-KVJ-911	CHAIN, CAM(94L)(DAIDO) .....	-	-	1	1		
3	14510-KWK-900	TENSIONER ASSY., CAM CHAIN ..	-	-	1	-		
	14510-KRM-842	.....	-	-	-	1		
4	14515-KTT-900	PLATE, TENSIONER SETTING .....	-	-	1	1		
5	14520-KTT-900	LIFTER ASSY., TENSIONER .....	-	-	1	1		
6	14560-KSP-910	GASKET, TENSIONER LIFTER .....	-	-	1	1		
7	14610-KSP-910	GUIDE, CAM CHAIN .....	-	-	1	1		
8	90005-KRM-840	SCREW, PAN, 6X6 .....	-	-	1	-		
	90005-KY7-000	.....	-	-	-	1		
9	90083-KTT-900	BOLT, KNOCK, 5MM .....	-	-	2	-		
	90083-KRM-840	.....	-	-	-	2		
10	91306-KRM-840	O-RING, 1.5X9.5 .....	-	-	1	1		
11	95701-06016-00	BOLT, FLANGE, 6X16 .....	-	-	1	1		
12	96001-06022-00	BOLT, FLANGE, 6X22 .....	-	-	2	2		

2



KTJ9-E0400

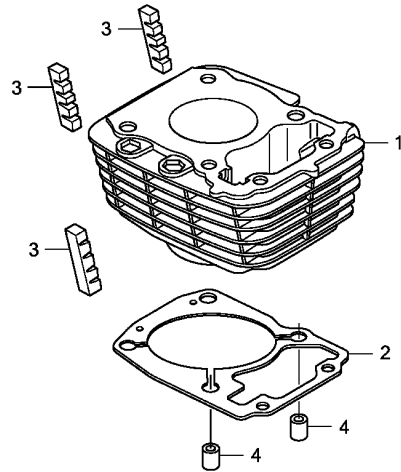
Ref. No.	L.O.N.	(Relative ref. Number) Description	F.R.T.
1	1111A5	CYLINDER ..... .INCLUDES: Engine removal and installation	2.8
2	111102	GASKET, CYLINDER ..... .INCLUDES: Engine removal and installation	2.7

Ref. No.	Part No.	Description	Reqd. QTY				Serial No.	Parts catalogue code
			5	CGR125 8	A	B		
1	12100-KRF-S60	CYLINDER COMP. ....	1	-	-	-		
	12100-KTJ-C10	.....	-	1	-	-		
2	12191-KRF-B50	GASKET, CYLINDER .....	1	1	-	-		
3	90706-KRF-S00	DOWEL PIN, 10X20 .....	2	2	-	-		
4	96001-06022-00	BOLT, FLANGE, 6X22 .....	2	2	-	-	----- 1CH/A,2CH/A,5SH,6SH,7SH	
	96001-06025-00	BOLT, FLANGE, 6X25 .....	2	-	-	-	----- 1CH,2CH	

E-4-1

CYLINDER(CGR125SHA,B)

E13



KTJ9E0401

Ref. No.	L.O.N.	(Relative ref. Number) Description	F.R.T.
1	1111A5	CYLINDER ..... .INCLUDES: Engine removal and installation	2.4
2	111102	GASKET, CYLINDER ..... .INCLUDES: Engine removal and installation	2.3

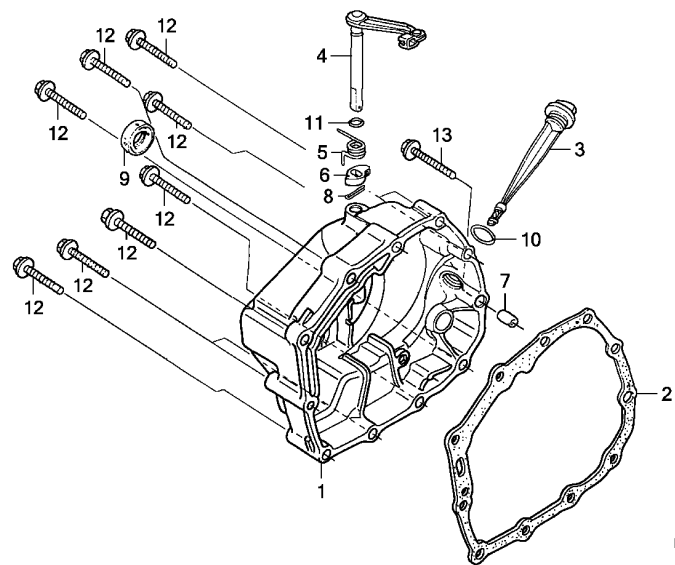
Ref. No.	Part No.	Description	Reqd. QTY		Serial No.	Parts catalogue code
			5	CGR125 8 A B		
1	12100-KWK-900	CYLINDER COMP. ....	-	-	1	-
	12100-KTE-910	.....	-	-	-	1
2	12191-KWK-900	GASKET, CYLINDER .....	-	-	1	1
3	12195-KTE-910	RUBBER, INSERT .....	-	-	3	3
4	91106-KVC-900	DOWEL PIN, 10X12 .....	-	-	2	-
	90703-KRM-840	.....	-	-	-	2

2

E-5

RIGHT CRANKCASE COVER(CGR125SH5,8)

E14



Ref. No.	L.O.N.	(Relative ref. Number) Description	F.R.T.
1	110159	COVER, CRANKCASE :RIGHT .....	0.7
2	110158	GASKET, CRANKCASE COVER :RIGHT (5,6)	0.6
4	2121A7	LEVER, CLUTCH .....	0.7
9	112105	OIL SEAL, KICK STARTER SPINDLE	0.6

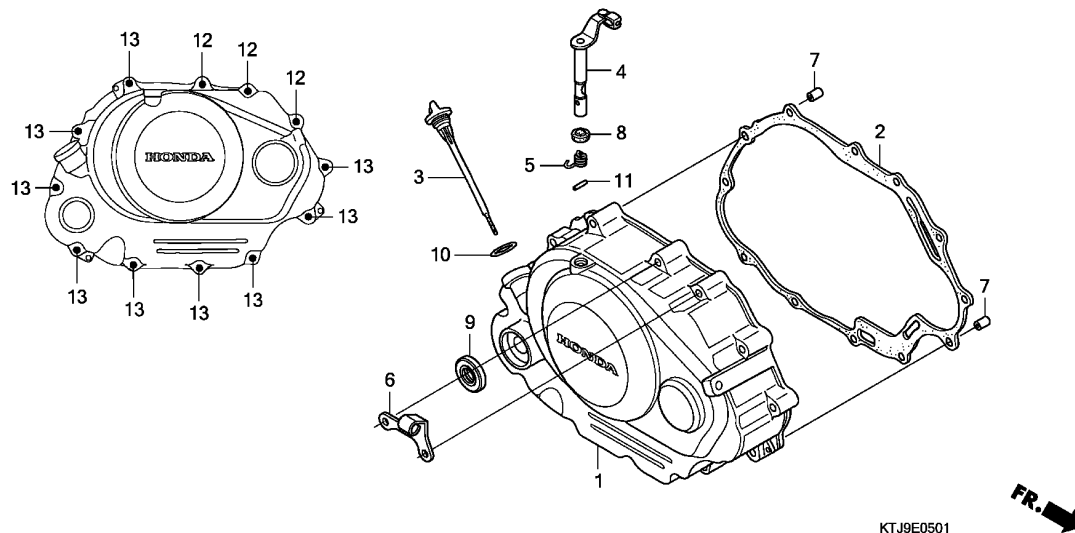
Ref. No.	Part No.	Description	Reqd. QTY				Serial No.	Parts catalogue code
			5	CGR125 8	A	B		
1	11330-KTJ-900	COVER COMP., R. CRANKCASE .....	1	-	-	-		
	11330-KTJ-C10	.....	-	1	-	-		
2	11393-KRF-B50	GASKET, R. CRANKCASE COVER ..	1	1	-	-		
3	15650-KC1-000	GAUGE, OIL LEVEL .....	1	1	-	-		
4	22810-KRF-S00	LEVER COMP., CLUTCH .....	1	1	-	-		
5	22816-KRF-S00	SPRING, CLUTCH LEVER .....	1	1	-	-		
6	22821-KRF-S00	CAM, CLUTCH LIFTER .....	1	1	-	-		
7	90705-KRF-S00	DOWEL PIN, 8X14 .....	2	2	-	-		
8	90751-KRF-S00	PIN, SPLIT, 2.0X15 .....	1	1	-	-		
9	91204-KRF-S00	OIL SEAL, 16X28X7 .....	1	1	-	-		
10	91307-KRF-S00	O-RING, 18X3 .....	1	1	-	-		
11	91308-KRF-S00	O-RING, 6.8X1.9 .....	1	1	-	-		
12	96001-06040-00	BOLT, FLANGE, 6X40 .....	10	10	-	-		
13	96001-06050-00	BOLT, FLANGE, 6X50 .....	1	1	-	-		

2

**E-5-1**

**RIGHT CRANKCASE COVER(CGR125SHA,B)**

**E15**



Ref. No.	L.O.N.	(Relative ref. Number) Description	F.R.T.
1	110159	COVER, CRANKCASE :RIGHT .....	0.7
2	110158	GASKET, CRANKCASE COVER :RIGHT (5)	0.6
4	2121A7	LEVER, CLUTCH .....	0.7
9	112105	OIL SEAL, KICK STARTER SPINDLE	0.6

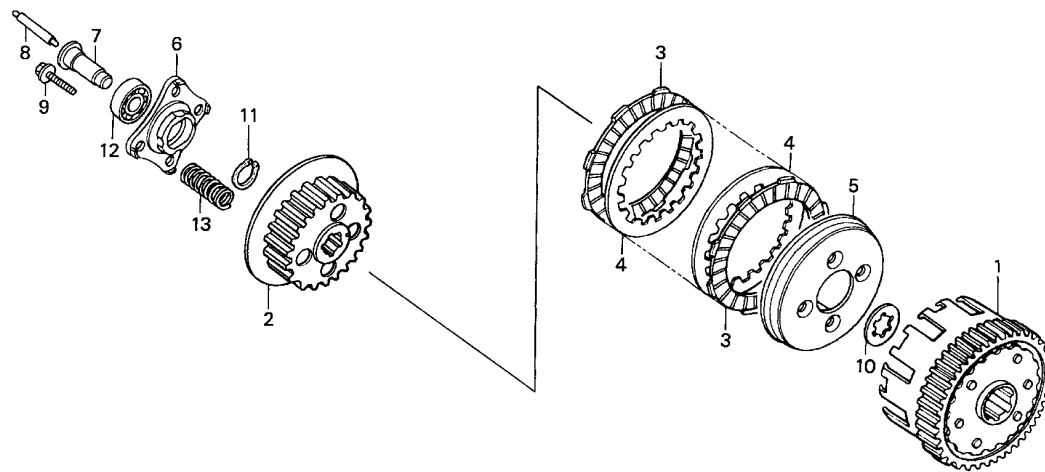
Ref. No.	Part No.	Description	Reqd. QTY				Serial No.	Parts catalogue code
			5	CGR125 8	A	B		
1	11330-KWK-900	COVER COMP., R. CRANKCASE ...	-	-	1	1		
2	11393-KWK-900	GASKET, R. CRANKCASE COVER ...	-	-	1	1		
3	15651-KTJ-C70	GAUGE, OIL LEVEL .....	-	-	1	1		
4	22810-KTT-901	LEVER COMP., CLUTCH .....	-	-	1	1		
5	22815-KTT-900	SPRING, CLUTCH LEVER .....	-	-	1	1		
6	22821-KVX-600	RECEIVER, CLUTCH CABLE .....	-	-	1	1		
7	91108-KVC-900	DOWEL PIN, 8X14 .....	-	-	2	-		
	90702-KRM-840	.....	-	-	-	2		
8	91202-KSP-910	OIL SEAL, 12X18X4 .....	-	-	1	1		
9	91204-KSP-911	OIL SEAL, 16X28X7 .....	-	-	1	1		
10	91307-KRM-840	O-RING, 18X3 .....	-	-	1	1		
11	94305-30102	PIN, SPRING, 3X10 .....	-	-	1	1		
12	96001-06030-00	BOLT, FLANGE, 6X30 .....	-	-	3	3		
13	96001-06040-00	BOLT, FLANGE, 6X40 .....	-	-	9	9		

**2**

E-6

CLUTCH(CGR125SH5,8)

E16



KTJ9-E0600

FR.

Ref. No.	L.O.N.	(Relative ref. Number) Description	F.R.T.
1	2121A0	OUTER, CLUTCH .....	1.0
2	212112	CENTER, CLUTCH .....	1.0
3		(4)	
	2121A1	DISC, CLUTCH FRICTION .....	1.0
		.NOTE: Same time for two units or more	
5	2121A3	PLATE, CLUTCH PRESSURE .....	1.0
6	2121A4	PLATE, CLUTCH LIFTER .....	0.7
8	2121B6	ROD, CLUTCH LIFTER .....	0.6
12	2121B4	BEARING, CLUTCH LIFTER .....	0.7
13	212107	SPRING, CLUTCH .....	0.7
		.NOTE: Same time for two units or more	

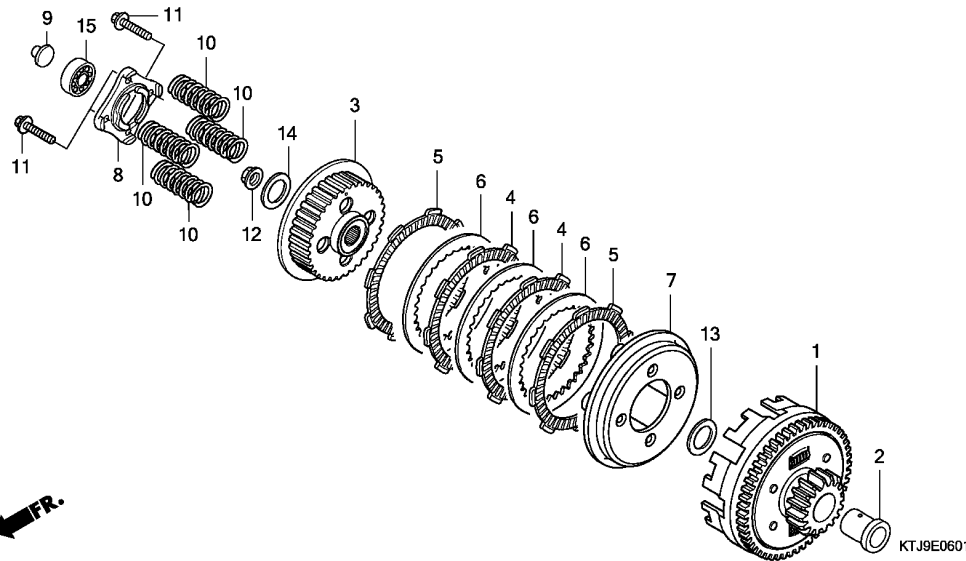
Ref. No.	Part No.	Description	Reqd. QTY				Serial No.	Parts catalogue code
			5	CGR125 8	A	B		
1	22100-KCS-920	OUTER COMP., CLUTCH(73T) ....	1	1	-	-		
2	22121-KCS-650	CENTER COMP., CLUTCH .....	1	1	-	-		
3	22201-166-000	DISK, CLUTCH FRICTION .....	5	5	-	-		
4	22311-107-000	PLATE, CLUTCH .....	4	4	-	-		
5	22350-107-010	PLATE, CLUTCH PRESSURE .....	1	1	-	-		
6	22361-107-000	PLATE, CLUTCH LIFTER .....	1	1	-	-		
7	22366-KRF-S00	PIN, CLUTCH LIFTER GUIDE ....	1	1	-	-		
8	22850-KRF-S00	ROD, CLUTCH LIFTER .....	1	1	-	-		
9	90050-357-000	BOLT, SPECIAL FLANGE, 6X22 ..	4	4	-	-		
10	90461-KRF-S00	WASHER B, SPLINE, 20MM .....	1	1	-	-		
11	90606-KRF-S00	SET RING, 20MM .....	1	1	-	-		
12	91006-KRF-S00	BEARING, RADIAL BALL, 6001 ..	1	1	-	-		
13	95014-75110	SPRING, CLUTCH(11) .....	4	4	-	-		

2

E-6-1

CLUTCH(CGR125SHA,B)

F 1



Ref. No.	L.O.N.	(Relative ref. Number) Description	F.R.T.
1	2121A0	OUTER, CLUTCH .....	1.0
3	212112	CENTER, CLUTCH .....	1.0
4	2121A1	DISC, CLUTCH FRICTION .....	1.0
		.NOTE: Same time for two units or more	
7	2121A3	PLATE, CLUTCH PRESSURE .....	1.0
8	2121A4	PLATE, CLUTCH LIFTER .....	0.7
9	2121B6	ROD, CLUTCH LIFTER .....	0.6
10	212107	SPRING, CLUTCH .....	0.7
		.NOTE: Same time for two units or more	
15	2121B4	BEARING, CLUTCH LIFTER .....	0.6

Ref. No.	Part No.	Description	Reqd. QTY				Serial No.	Parts catalogue code
			5	CGR125 8	A	B		
1	22100-KWK-900	OUTER COMP., CLUTCH .....	-	-	1	1		
2	22115-KTT-900	GUIDE, CLUTCH OUTER .....	-	-	1	1		
3	22120-KTE-910	CENTER, CLUTCH .....	-	-	1	1		
4	22201-KTT-900	DISK, CLUTCH FRICTION .....	-	-	2	2		
5	22202-KTT-900	DISK, CLUTCH FRICTION .....	-	-	2	2		
6	22321-KTT-900	PLATE, CLUTCH .....	-	-	3	3		
7	22355-KTE-910	PLATE, CLUTCH PRESSURE .....	-	-	1	1		
8	22361-KTT-900	PLATE, CLUTCH LIFTER .....	-	-	1	1		
9	22366-KTT-900	ROD, CLUTCH LIFTER .....	-	-	1	1		
10	22401-KTT-900	SPRING, CLUTCH .....	-	-	4	-		
	22401-KRM-840	.....	-	-	-	4		
11	90008-KTT-900	BOLT, FLANGE, 6X25 .....	-	-	4	4		
12	90202-KRM-840	NUT, SPECIAL FLANGE, 14MM .....	-	-	1	1		
13	90405-KTT-900	WASHER, PLAIN, 17MM .....	-	-	1	1		
14	90501-KTT-900	WASHER, 14.1X29X2.8 .....	-	-	1	-		
	90501-KPT-A00	.....	-	-	-	1		
15	96100-60030-00	BEARING, RADIAL BALL, 6003 ..	-	-	1	1		

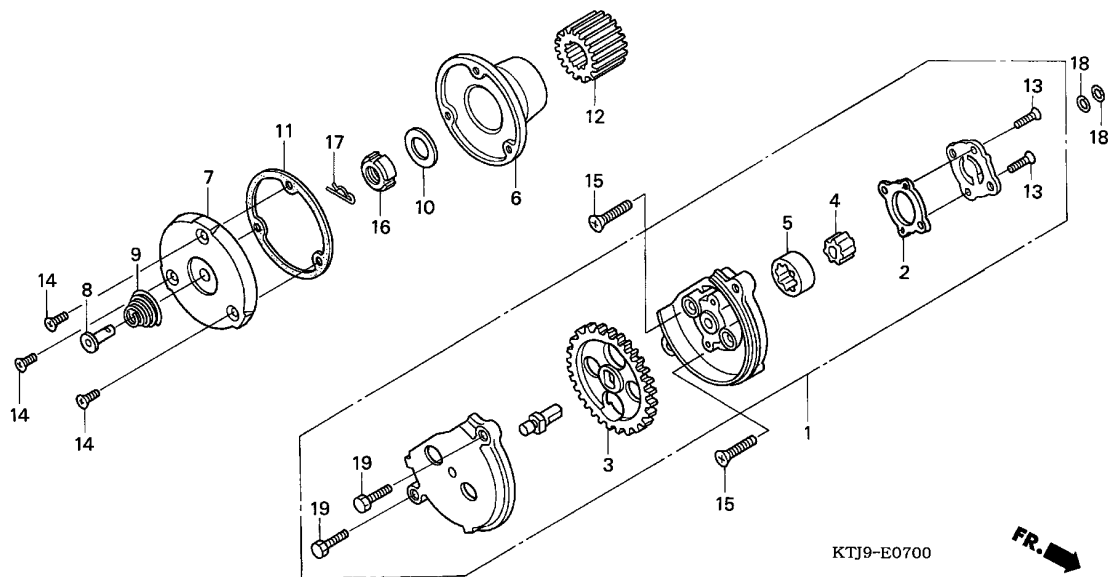
2



E-7

OIL PUMP(CGR125SH5,8)

F 2



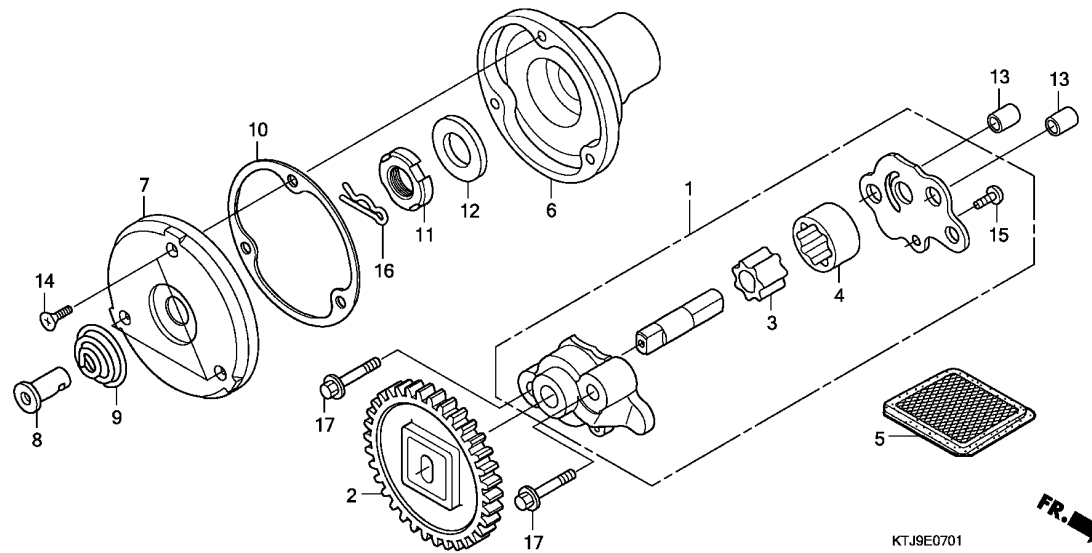
Ref. No.	L.O.N.	(Relative ref. Number) Description	F.R.T.
1	113105	PUMP ASSY., OIL .....	0.8
3	1131B8	GEAR, OIL PUMP DRIVE .....	0.7
5		(4)	
	1131C7	ROTOR, OIL PUMP .....	0.9
6	1101L0	ROTOR, OIL FILTER .....	0.8
7		(11)	
	1101L1	CAP, OIL FILTER ROTOR .....	0.7
12	211105	GEAR, PRIMARY DRIVE .....	0.8

Ref. No.	Part No.	Description	Reqd. QTY				Serial No.	Parts catalogue code
			5	CGR125 8	A	B		
1	15100-KRF-S00	OIL PUMP ASSY. ....	1	1	-	-		
2	15126-KRF-S00	GASKET, OIL PUMP .....	1	1	-	-		
3	15131-KRF-S00	GEAR, OIL PUMP DRIVE(39T) ...	1	1	-	-		
4	15331-KRF-S00	ROTOR, OIL PUMP INNER .....	1	1	-	-		
5	15332-KRF-S00	ROTOR, OIL PUMP OUTER .....	1	1	-	-		
6	15430-KRF-S00	ROTOR COMP., OIL FILTER .....	1	1	-	-		
7	15436-KRF-S00	CAP, OIL FILTER ROTOR .....	1	1	-	-		
8	15441-KRF-S00	THROUGH, OIL .....	1	1	-	-		
9	15446-KRF-S00	SPRING, OIL THROUGH .....	1	1	-	-		
10	15451-KRF-S00	WASHER, OIL FILTER ROTOR LOCKING	1	1	-	-		
11	15459-KCS-920	GASKET, OIL FILTER CAP .....	1	1	-	-		
12	23121-KRF-S00	GEAR, PRIMARY DRIVE(18T) ...	1	1	-	-		
13	90151-KRF-S00	SCREW, FLAT, 4X12 .....	2	2	-	-		
14	90152-KRF-S00	SCREW, FLAT, 5X12 .....	3	3	-	-		
15	90153-KRF-S00	SCREW, FLAT, 6X30 .....	2	2	-	-		
16	90231-KRF-S00	NUT, LOCK, 16MM .....	1	1	-	-		
17	90702-KRF-S00	PIN, LOCK, 8MM .....	1	1	-	-		
18	91304-KRF-S00	O-RING, 9.4X2.4 .....	2	2	-	-		
19	92101-05020-OA	BOLT, HEX., 5X20 .....	2	2	-	-		

E-7-1

OIL PUMP(CGR125SHA,B)

F 3



Ref. No.	L.O.N.	(Relative ref. Number) Description	F.R.T.
1	113105	PUMP ASSY., OIL .....	0.7
2	1131B8	GEAR, OIL PUMP DRIVE .....	0.6
3		(4)	
	1131C7	ROTOR, OIL PUMP .....	0.7
5	1131B5	SCREEN, OIL FILTER .....	0.6
6	1101L0	ROTOR, OIL FILTER .....	0.8
7		(10)	
	1101L1	CAP, OIL FILTER ROTOR .....	0.7

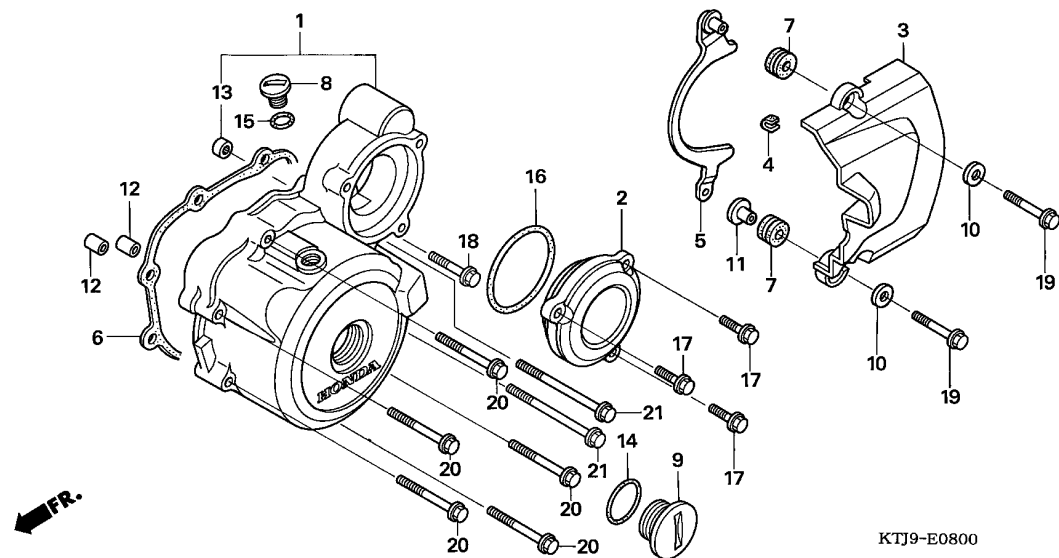
Ref. No.	Part No.	Description	Reqd. QTY				Serial No.	Parts catalogue code
			5	CGR125 8	A	B		
1	15100-KVX-600	PUMP ASSY., OIL .....	-	-	1	1		
2	15130-KTT-900	GEAR COMP., OIL PUMP(34T) .....	-	-	1	1		
3	15331-KTE-910	ROTOR, OIL PUMP INNER .....	-	-	1	1		
4	15332-KTE-910	ROTOR, OIL PUMP OUTER .....	-	-	1	1		
5	15421-KSP-910	SCREEN, OIL FILTER .....	-	-	1	1		
6	15430-KTT-900	ROTOR, OIL FILTER .....	-	-	1	1		
7	15436-KTT-900	CAP, OIL FILTER ROTOR .....	-	-	1	1		
8	15441-KTT-900	THROUGH, OIL .....	-	-	1	1		
9	15446-107-000	SPRING, OIL THROUGH .....	-	-	1	1		
10	15459-KWK-900	GASKET, OIL FILTER CAP .....	-	-	1	1		
11	90231-KSP-910	NUT, LOCK, 14MM .....	-	-	1	1		
12	90432-KTT-900	WASHER, 14.2X26X3 .....	-	-	1	-		
	90432-KPT-A00	.....	-	-	-	1		
13	91108-KVC-900	DOWEL PIN, 8X14 .....	-	-	2	-		
	90702-KRM-840	.....	-	-	-	2		
14	93700-05012-0A	SCREW, OVAL, 5X12 .....	-	-	3	3		
15	93901-34120	SCREW, TAPPING, 4X8 .....	-	-	1	1		
16	94251-08000	PIN, LOCK, 8MM .....	-	-	1	1		
17	95701-06035-00	BOLT, FLANGE, 6X35 .....	-	-	2	2		

2

E-8

LEFT CRANKCASE COVER(CGR125SH5,8)

F 4



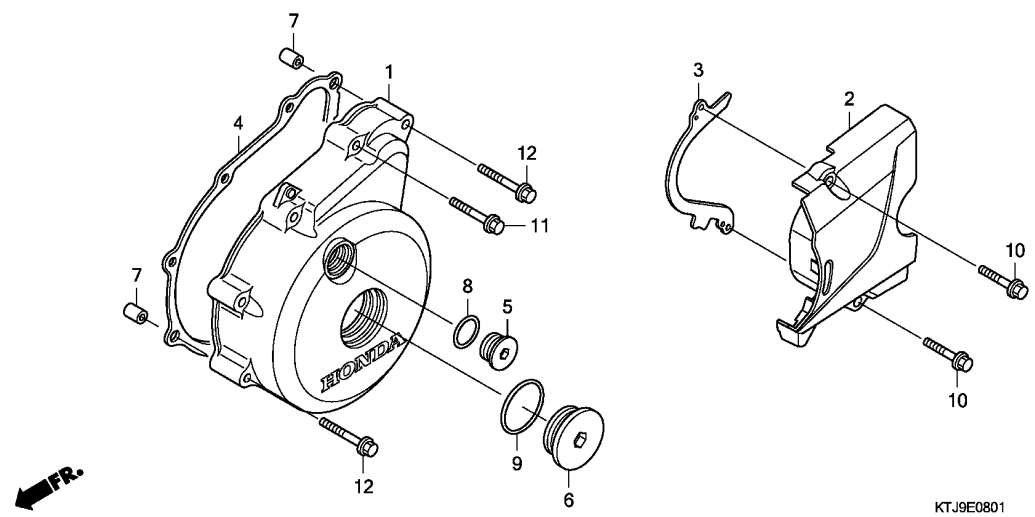
Ref. No.	L.O.N.	(Relative ref. Number) Description	F.R.T.
1	1101A6	COVER, CRANKCASE :LEFT (16) .....	0.7
2	2101D7	COVER, REDUCTION GEAR .....	0.1
3	1101B0	COVER, CRANKCASE :LEFT REAR ..	0.1
6	1101A3	GASKET, CRANKCASE COVER :LEFT	0.5

Ref. No.	Part No.	Description	Reqd. QTY				Serial No.	Parts catalogue code
			5	CGR125 8	A	B		
1	11340-KTJ-900	COVER COMP., L. CRANKCASE .....	1	-	-	-		
	11340-KTJ-C30	.....	-	1	-	-		
2	11355-KTJ-900	COVER, REDUCTION GEAR .....	1	-	-	-		
	11355-KTJ-C10	.....	-	1	-	-		
3	11361-KTJ-900	COVER, L. RR. CRANKCASE .....	1	-	-	-		
	11361-KTJ-C10	.....	-	1	-	-		
4	11363-437-620	RUBBER, RR. COVER MOUNTING ..	1	1	-	-		
5	11370-KRF-C30	GUIDE COMP., DRIVE CHAIN .....	1	1	-	-		
6	11395-KRF-B50	GASKET, L. CRANKCASE COVER ..	1	1	-	-		
7	17622-GB7-900	RUBBER, CUSHION .....	2	2	-	-		
8	90084-KRF-S00	CAP, A.C. GENERATOR .....	1	-	-	-		
	90084-KVC-900	.....	-	1	-	-		
9	90087-KRF-S60	CAP, 30MM .....	1	-	-	-		
	90087-KVC-900	.....	-	1	-	-		
10	90417-041-000	WASHER, GEARSHIFT DRUM SIDE ..	2	2	-	-		
11	90502-KEZ-900	COLLAR, CUSHION RUBBER .....	1	1	-	-		
12	90703-KRF-S00	DOWEL PIN, 10X14 .....	2	2	-	-		
13	91021-KRF-S00	BEARING, NEEDLE(HK1010) .....	1	-	-	-		
	91021-KTJ-C30	.....	-	1	-	-		
14	91302-KRF-S60	O-RING, 29.7X2.4 .....	1	1	-	-		
15	91303-KRF-S00	O-RING, 13.8X2.5 .....	1	1	-	-		
16	91359-KRF-S00	O-RING, 63X3 .....	1	1	-	-		
17	96001-06020-00	BOLT, FLANGE, 6X20 .....	3	3	-	-		
18	96001-06025-00	BOLT, FLANGE, 6X25 .....	1	1	-	-		
19	96001-06028-00	BOLT, FLANGE, 6X28 .....	2	2	-	-		
20	96001-06040-00	BOLT, FLANGE, 6X40 .....	5	5	-	-		
21	96001-06050-00	BOLT, FLANGE, 6X50 .....	2	2	-	-		

E-8-1

LEFT CRANKCASE COVER(CGR125SHA,B)

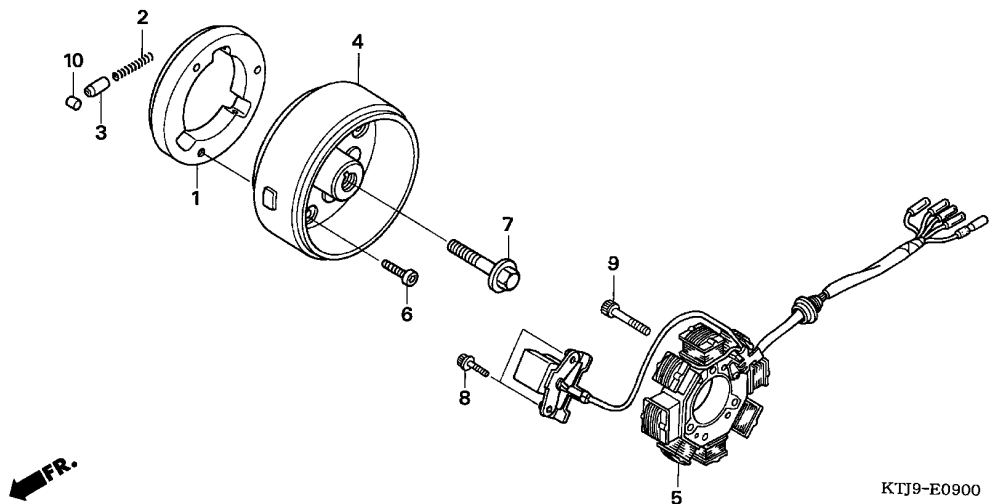
F 5



Ref. No.	L.O.N.	(Relative ref. Number) Description	F.R.T.
1	1101A6	COVER, CRANKCASE :LEFT .....	0.4
2	1101B0	COVER, CRANKCASE :LEFT REAR ..	0.1
4	1101A3	GASKET, CRANKCASE COVER :LEFT	0.3

Ref. No.	Part No.	Description	Reqd. QTY				Serial No.	Parts catalogue code
			5	CGR125 8	A	B		
1	11341-KWK-900	COVER, L. CRANKCASE .....	-	-	1	1		
2	11360-KTJ-C70	COVER COMP., L. RR. ....	-	-	1	1		
3	11365-KTT-900	GUIDE, DRIVE CHAIN .....	-	-	1	1		
4	11395-KWK-900	GASKET, L. COVER .....	-	-	1	1		
5	90084-KTT-900	CAP, 14MM .....	-	-	1	1		
6	90087-KTT-900	CAP, 32MM .....	-	-	1	-		
	90087-KRM-840	.....	-	-	-	1		
7	91108-KVC-900	DOWEL PIN, 8X14 .....	-	-	2	-		
	90702-KRM-840	.....	-	-	-	2		
8	91303-KRM-840	O-RING, 13.8X2.5 .....	-	-	1	1		
9	91305-KRM-840	O-RING, 31.7X2.4 .....	-	-	1	1		
10	96001-06030-00	BOLT, FLANGE, 6X30 .....	-	-	2	2		
11	96001-06035-00	BOLT, FLANGE, 6X35 .....	-	-	7	7		
12	96001-06045-00	BOLT, FLANGE, 6X45 .....	-	-	2	2		

2



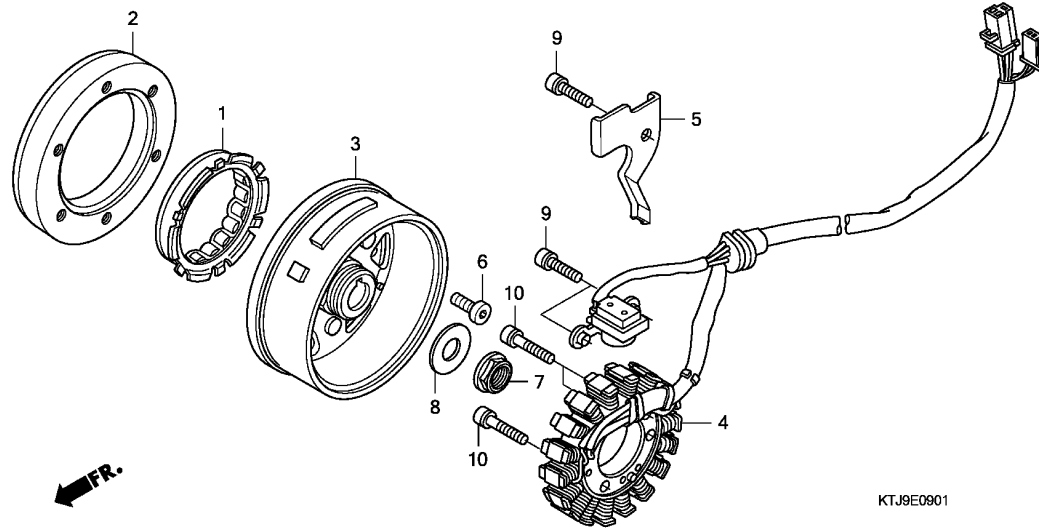
Ref. No.	L.O.N.	(Relative ref. Number) Description	F.R.T.
1	612131	OUTER, STARTING CLUTCH .....	0.8
4	613105	ROTOR OR FLYWHEEL .....	0.8
5	6131A3	STATOR .....	0.8
10		(2,3)	
	6121B0	ROLLER, STARTING CLUTCH .....	0.6
.NOTE: Same time for two units or more			

Ref. No.	Part No.	Description	Reqd. QTY				Serial No.	Parts catalogue code
			5	CGR125 8	A	B		
1	28120-KRF-S00	OUTER COMP., STARTING CLUTCH	1	1	-	-		
2	28125-KRF-S00	SPRING, STARTING CLUTCH ROLLER	3	3	-	-		
3	28126-KRF-S00	CAP, CLUTCH ROLLER SPRING ...	3	3	-	-		
4	31110-KRF-B40	FLYWHEEL COMP. ....	1	1	-	-		
5	31120-KRF-B40	STATOR COMP. ....	1	1	-	-		
6	90010-KRF-S00	BOLT, SOCKET, 8X18 .....	3	3	-	-		
7	90023-KRF-S00	BOLT, ROTOR SETTING .....	1	1	-	-		
8	90089-KAS-900	BOLT, FLANGE SOCKET, 5X14 ...	2	2	-	-		
9	90092-KE5-000	BOLT, STOPPER TENSIONER SHAFT	3	3	-	-		
10	91101-KRF-S00	ROLLER, 10.2X11.5 .....	3	3	-	-		

E-9-1

GENERATOR(CGR125SHA,B)

F 7



Ref. No.	L.O.N.	(Relative ref. Number) Description	F.R.T.
2		(1)	
612131		OUTER, STARTING CLUTCH .....	0.6
613105		ROTOR OR FLYWHEEL .....	0.6
6131A3		STATOR .....	0.6

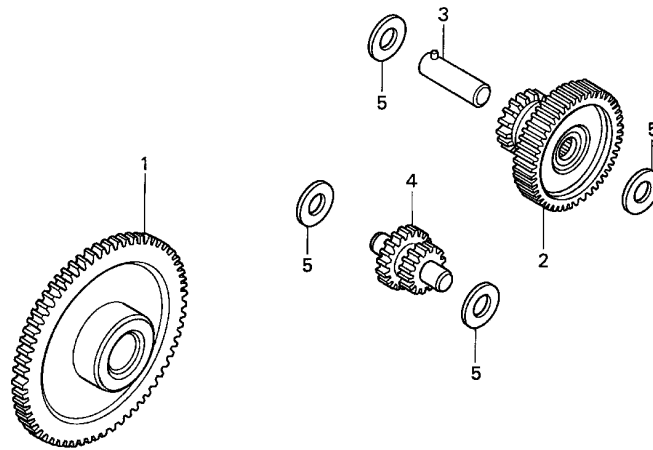
Ref. No.	Part No.	Description	Reqd. QTY				Serial No.	Parts catalogue code
			5	CGR125 8	A	B		
1	28126-KVC-890	CLUTCH, ONE WAY(NSK) .....	-	-	1	1		
2	28128-KVC-900	OUTER, STARTING CLUTCH .....	-	-	1	1		
3	31110-KWK-901	FLYWHEEL COMP. ....	-	-	1	1		
4	31120-KWK-901	STATOR COMP. ....	-	-	1	1		
5	32111-KVX-600	CLAMPER, A.C. GENERATOR CORD	-	-	1	1		
6	90085-KTT-900	BOLT, SOCKET, 6MM .....	-	-	6	6		
7	90201-KRM-840	NUT, FLANGE, 14MM .....	-	-	1	1		
8	90501-KTT-900	WASHER, 14.1X29X2.8 .....	-	-	1	-		
	90501-KPT-A00	.....	-	-	-	1		
9	96600-06016-00	BOLT, SOCKET, 6X16 .....	-	-	3	3		
10	96600-06022-00	BOLT, SOCKET, 6X22 .....	-	-	3	3		

2

E-10

STARTING GEAR(CGR125SH5,8)

F 8



Ref. No.	L.O.N.	(Relative ref. Number) Description	F.R.T.
1	612120	GEAR, STARTER DRIVEN .....	0.6
2	612125	GEAR, STARTER REDUCTION .....	0.2
4	612135	GEAR, STARTER IDLE .....	0.5

←FR.

KTJ9-E1000

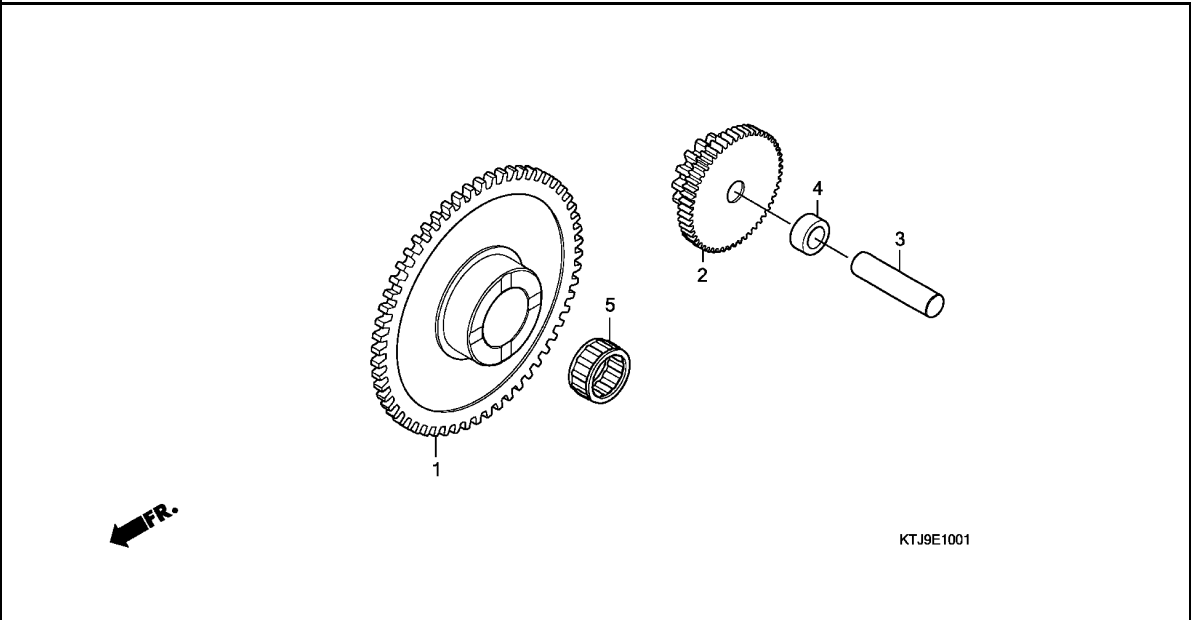
Ref. No.	Part No.	Description	Reqd. QTY				Serial No.	Parts catalogue code
			5	CGR125 8	A	B		
1	28110-KRF-S00	GEAR COMP., STARTING DRIVEN (57T)	1	1	-	-		
2	28130-KRF-S00	GEAR COMP., REDUCTION(62T/18T)	1	1	-	-		
3	28132-KRF-S00	SHAFT, REDUCTION .....	1	1	-	-		
4	28141-KRF-S00	SHAFT, STARTER GEAR(16T/14T)	1	1	-	-		
5	90474-KRF-S00	WASHER, 10.5MM .....	4	4	-	-		

2

E-10-1

STARTING GEAR(CGR125SHA,B)

F 9



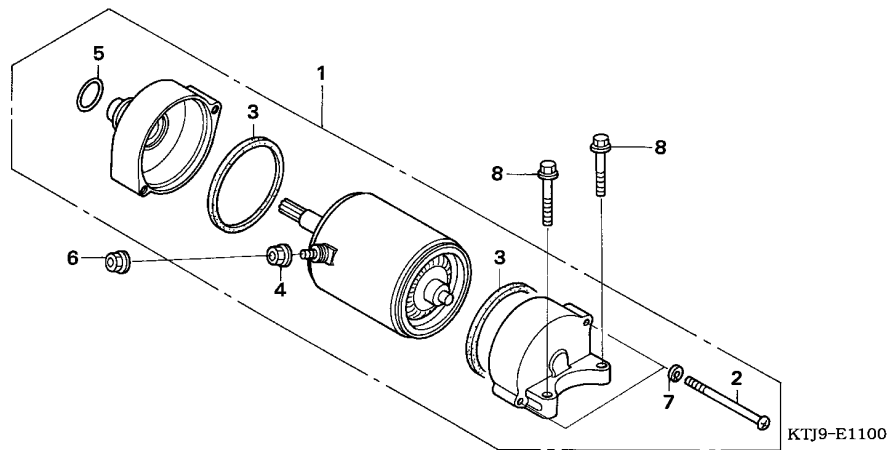
Ref. No.	L.O.N.	(Relative ref. Number) Description	F.R.T.
1	612120	GEAR, STARTER DRIVEN .....	0.5
2	612125	GEAR, STARTER REDUCTION .....	0.3

Ref. No.	Part No.	Description	Reqd. QTY				Serial No.	Parts catalogue code
			5	CGR125 8	A	B		
1	28110-KTT-901	GEAR, STARTER DRIVEN(58T) ...	-	-	1	1		
2	28131-KTT-900	GEAR, STARTER REDUCTION (15/53T)	-	-	1	1		
3	28132-KTT-900	SHAFT, REDUCTION GEAR .....	-	-	1	1		
4	28133-KTT-900	COLLAR, STARTER REDUCTION ...	-	-	1	1		
5	91104-KTT-901	BEARING, NEEDLE, 22X29X16.8	-	-	1	1		

2



FR. →



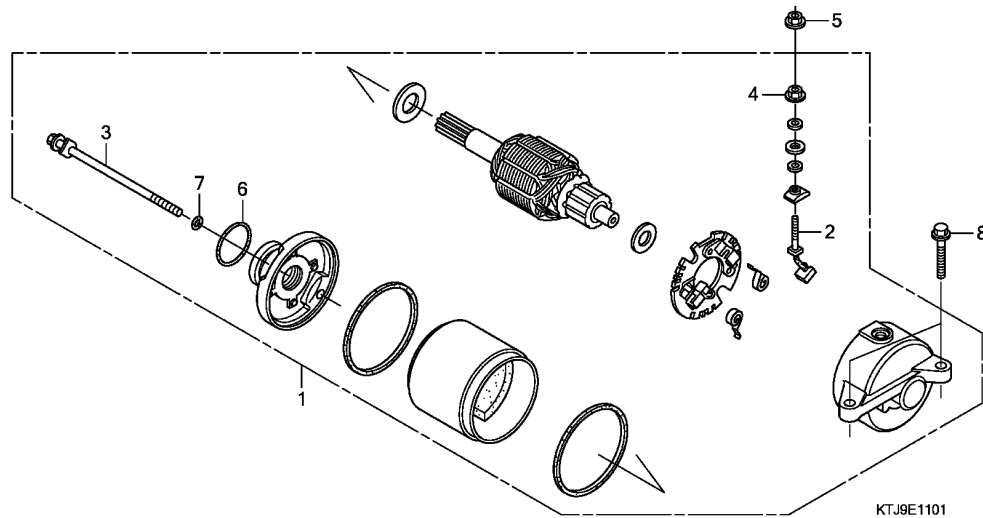
Ref. No.	L.O.N.	(Relative ref. Number) Description	F.R.T.
1	612105	MOTOR, STARTING .....	0.2

Ref. No.	Part No.	Description	Reqd. QTY				Serial No.	Parts catalogue code
			5	CGR125	A	B		
1	31200-KRF-T00	MOTOR ASSY., STARTING .....	1	1	-	-		
2	31205-KRF-T00	BOLT, SETTING .....	2	2	-	-		
3	31207-KRF-T00	RING .....	2	2	-	-		
4	90071-KRF-T00	NUT-WASHER, 6MM .....	1	1	-	-		
5	91309-KRF-T00	O-RING .....	1	1	-	-		
6	94050-06000	NUT, FLANGE, 6MM .....	1	1	-	-		
7	94111-05000	WASHER, SPRING, 5MM .....	2	2	-	-		
8	95701-06028-00	BOLT, FLANGE, 6X28 .....	2	2	-	-		

E-11-1

STARTING MOTOR(CGR125SHA,B)

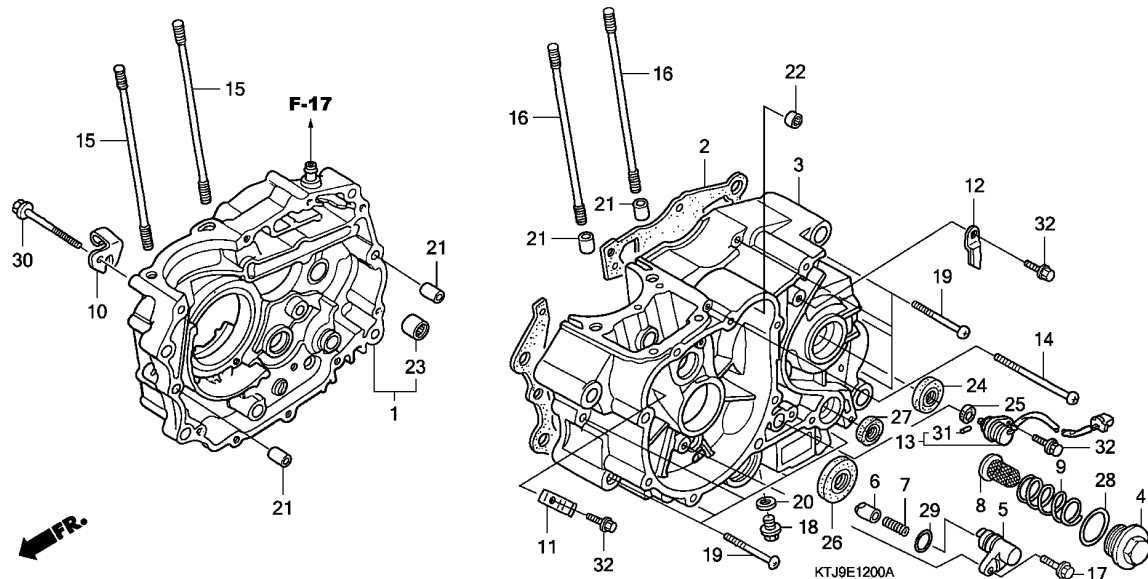
F11



Ref. No.	L.O.N.	(Relative ref. Number) Description	F.R.T.
1	612105	MOTOR, STARTING .....	0.4
2	6121A4	TERMINAL, BRUSH(STARTER) .....	0.6

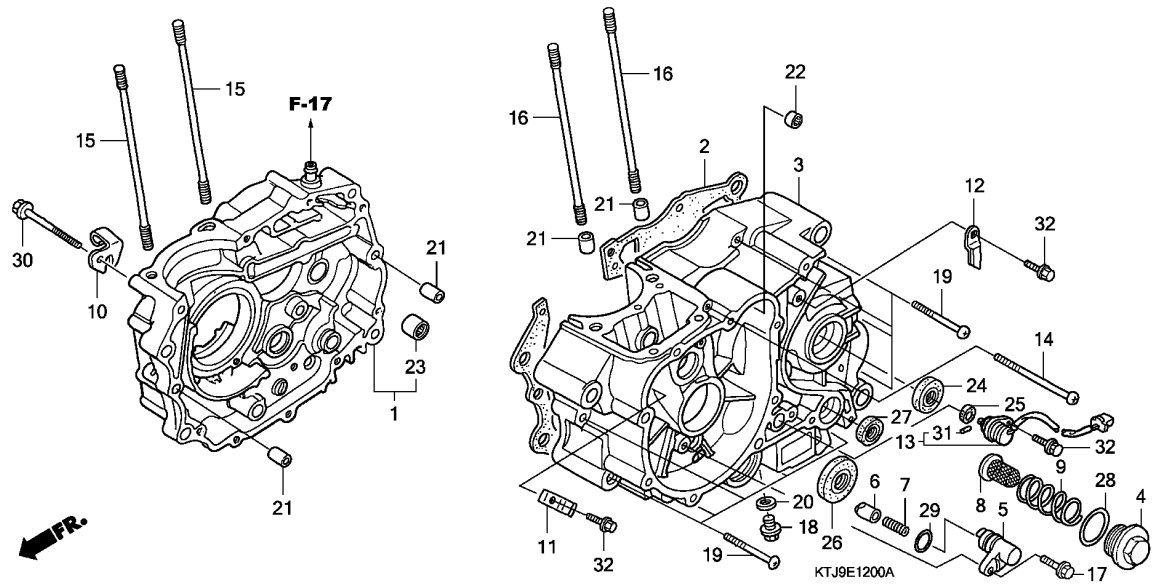
Ref. No.	Part No.	Description	Reqd. QTY				Serial No.	Parts catalogue code
			5	CGR125 8	A	B		
1	31200-KTT-900	MOTOR ASSY., STARTER .....	-	-	1	1		
2	31201-KPH-W00	BRUSH SET, TERMINAL .....	-	-	1	1		
3	31205-KPH-W00	BOLT SET .....	-	-	2	2		
4	90071-KEJ-900	NUT-WASHER, 6MM .....	-	-	1	1		
5	90071-MB0-000	NUT-WASHER, 6MM .....	-	-	1	1		
6	91309-KCW-870	O-RING .....	-	-	1	1		
7	91320-KPH-W00	O-RING .....	-	-	2	2		
8	95701-06022-00	BOLT, FLANGE, 6X22 .....	-	-	2	2		

2



Ref. No.	L.O.N.	(Relative ref. Number) Description	F.R.T.
1	110120	CRANKCASE :RIGHT ..... .INCLUDES: Engine removal and installation	4.5
2	110110	GASKET, CRANKCASE ..... .INCLUDES: Engine removal and installation	4.0
3	110115	CRANKCASE :LEFT ..... .INCLUDES: Engine removal and installation	5.0
	1101A2	CRANKCASE :BOTH ..... .INCLUDES: Engine removal and installation	5.4
5		(6,7,29)	
8	1101L2	HOLDER, PUSH PLUG ..... (4,9,28)	0.6
	1131B5	SCREEN, OIL FILTER .....	0.1
13	615125	SWITCH, GEAR CHANGE .....	0.3
23	2101C8	BEARING, COUNTERSHAFT :RIGHT ..... .INCLUDES: Engine removal and installation	4.2
27	1101F9	OIL SEAL, GEARSHIFT SPINDLE ..	1.1

Ref. No.	Part No.	Description	Reqd. QTY				Serial No.	Parts catalogue code
			5	CGR125 8	A	B		
1	11100-KSH-940	CRANKCASE COMP., R. ....	1	-	-	-		
	11100-KTJ-C30	.....	-	1	-	-		
2	11191-KRF-B50	GASKET, CRANKCASE .....	1	1	-	-		
3	11200-KSH-901	CRANKCASE COMP., L. ....	1	-	-	-		
	11200-KTJ-C10	.....	-	1	-	-		
4	12361-KRF-R30	CAP, HOLE, 36MM .....	1	-	-	-		
	12361-KRF-S00	.....	-	1	-	-		
5	14511-KRF-S00	HOLDER, PUSH PLUG .....	1	1	-	-		
6	14521-KRF-S00	PLUG, BEARING PUSH .....	1	1	-	-		
7	14531-KRF-B41	SPRING, BEARING PUSH .....	1	1	-	-	1CH/A,2CH/A,5SH,6SH,7SH	
	14531-KRF-B40	.....	1	-	-	-	1CH,2CH	
8	15421-KRF-S00	SCREEN, OIL FILTER .....	1	1	-	-		
9	15426-KRF-S00	SPRING, OIL FILTER SCREEN ..	1	1	-	-		
10	22838-KRF-S00	HOLDER, CLUTCH WIRE .....	1	1	-	-		
11	28117-KRF-S00	PLATE, GEAR SETTING .....	1	1	-	-		
12	32976-KRF-S00	CLAMPER, WIRE HARNESS .....	1	1	-	-		
13	35759-KRF-T00	SWITCH ASSY., CHANGE .....	1	1	-	-		
14	90001-KRF-S00	SCREW, PAN, 6X95 .....	1	-	-	-		
	96001-06095-00	BOLT, FLANGE, 6X95 .....	-	1	-	-		
15	90032-KRF-S00	BOLT A, CYLINDER STUD(8X122)	2	2	-	-		
16	90034-KRF-S00	BOLT B, CYLINDER STUD(8X130)	2	2	-	-		
17	90044-KRF-S00	BOLT, FLANGE, 6X25 .....	1	1	-	-		
18	90051-KRF-S00	BOLT, DRAIN PLUG, 12MM .....	1	1	-	-		
19	90173-KRF-S00	SCREW, PAN, 6X50 .....	9	-	-	-		
	96001-06050-00	BOLT, FLANGE, 6X50 .....	-	9	-	-		
20	90401-KRF-S00	WASHER, DRAIN PLUG, 12MM .....	1	1	-	-		

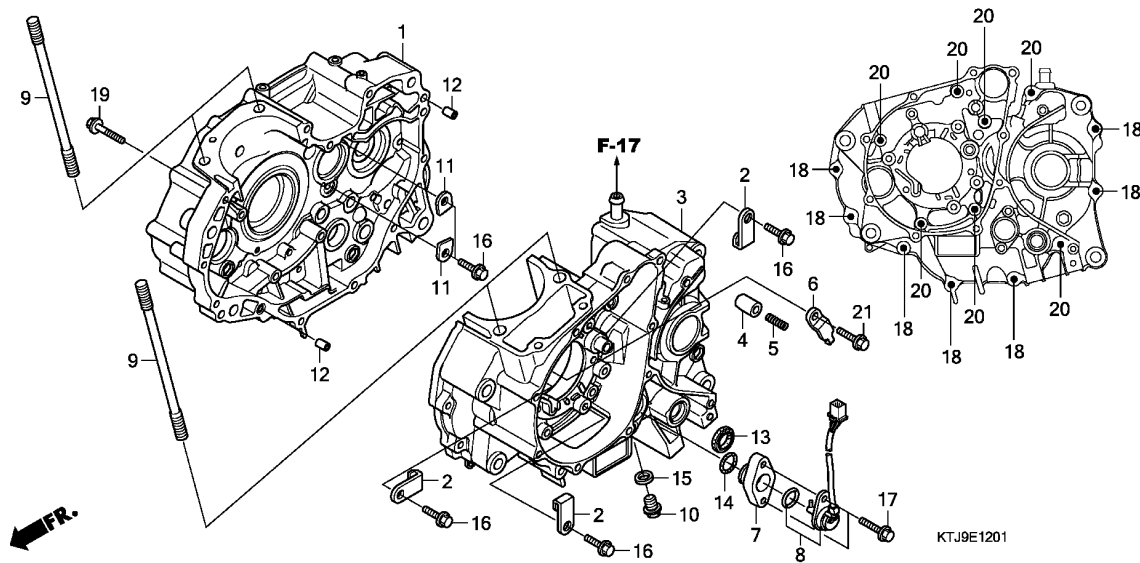


Ref. No.	Part No.	Description	Reqd. QTY				Serial No.	Parts catalogue code
			5	CGR125 8	A	B		
21	90703-KRF-S00	DOWEL PIN, 10X14 .....	4	4	-	-		
22	91021-KRF-S00	BEARING, NEEDLE(HK1010) .....	1	1	-	-		
23	91106-KEJ-900	BEARING, NEEDLE, 15MM .....	1	1	-	-		
24	91201-KRF-S00	OIL SEAL, 20X34X7 .....	1	1	-	-		
25	91203-KRF-S00	OIL SEAL, 14X22X5 .....	1	1	-	-		
26	91205-KRF-S00	OIL SEAL, 34X50X7 .....	1	1	-	-		
27	91206-KRF-S00	OIL SEAL, 14X28X7 .....	1	1	-	-		
28	91305-KRF-S00	O-RING, 35X3 .....	1	1	-	-		
29	91335-KRF-S00	O-RING, 13X2.5 .....	1	1	-	-		
30	92301-06055-0A	BOLT, RECESSED, 6X55 .....	1	1	-	-		
31	94305-20102	PIN, SPRING, 2X10 .....	1	1	-	-		
32	96001-06014-00	BOLT, FLANGE, 6X14 .....	3	3	-	-		

# E-12-1

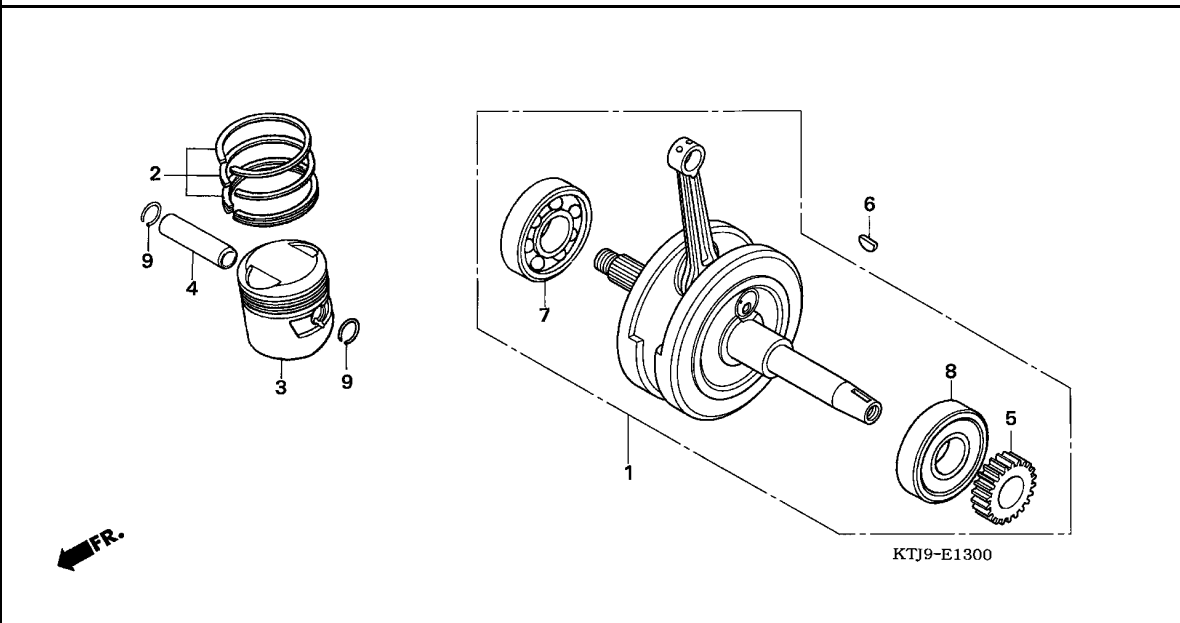
# CRANKCASE(CGR125SHA,B)

# F14



Ref. No.	L.O.N.	(Relative ref. Number) Description	F.R.T.
1	110120	CRANKCASE :RIGHT ..... .INCLUDES: Engine removal and installation	4.5
3	110115	CRANKCASE :LEFT ..... .INCLUDES: Engine removal and installation	4.2
	1101A2	CRANKCASE :BOTH ..... .INCLUDES: Engine removal and installation	5.1
8	615125	SWITCH, GEAR CHANGE .....	0.5
13	1101F9	OIL SEAL, GEARSHIFT SPINDLE ..	1.1

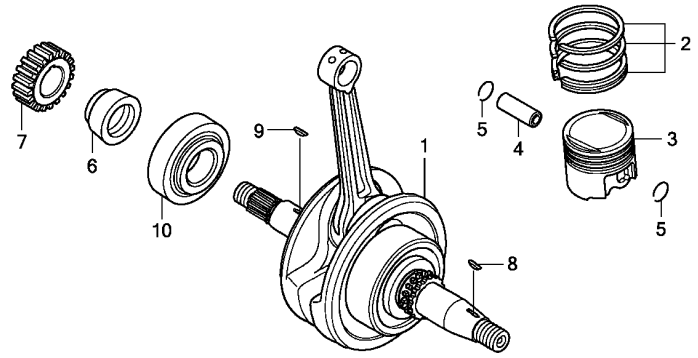
Ref. No.	Part No.	Description	Reqd. QTY				Serial No.	Parts catalogue code
			5	CGR125 8	A	B		
1	11100-KWF-920	CRANKCASE COMP., R. ....	-	-	1	1		
2	11108-KTT-900	PLATE, L. BEARING SETTING ...	-	-	3	3		
3	11200-KWF-920	CRANKCASE COMP., L. ....	-	-	1	1		
4	11215-KTT-900	PLUG, BEARING PUSH .....	-	-	1	1		
5	11216-KTT-900	SPRING, BEARING PUSH .....	-	-	1	1		
6	11217-KTT-900	PLATE, BEARING PUSH .....	-	-	1	1		
7	24312-KTT-900	SPACER, CHANGE SWITCH .....	-	-	1	1		
8	35759-KWK-901	SWITCH ASSY., CHANGE .....	-	-	1	1		
9	90031-KTT-900	BOLT, CYLINDER STUD, 8X140 ..	-	-	4	4		
10	90131-KTT-900	BOLT, DRAIN PLUG, 12MM .....	-	-	1	-		
	90131-KRM-840	.....	-	-	-	1		
11	90441-KTT-900	PLATE, BEARING HOLDER .....	-	-	2	-		
	90441-KRM-840	.....	-	-	-	2		
12	91108-KVC-900	DOWEL PIN, 8X14 .....	-	-	2	-		
	90702-KRM-840	.....	-	-	-	2		
13	91203-KSP-910	OIL SEAL, 14X22X5 .....	-	-	1	1		
14	91305-KPH-900	O-RING, 19.4X2.3 .....	-	-	1	1		
15	94109-12000	WASHER, DRAIN PLUG, 12MM .....	-	-	1	1		
16	95701-06016-00	BOLT, FLANGE, 6X16 .....	-	-	5	5		
17	95701-06025-00	BOLT, FLANGE, 6X25 .....	-	-	2	2		
18	95701-06040-00	BOLT, FLANGE, 6X40 .....	-	-	7	7		
19	95701-06045-00	BOLT, FLANGE, 6X45 .....	-	-	1	1		
20	95701-06070-00	BOLT, FLANGE, 6X70 .....	-	-	7	7		
21	96001-06018-00	BOLT, FLANGE, 6X18 .....	-	-	1	1		



Ref. No.	L.O.N.	(Relative ref. Number) Description	F.R.T.
1	1101B5	CRANKSHAFT ..... .INCLUDES: Engine removal and installation	4.4
3	111103	RING, PISTON AND/OR PISTON (ONE) ..... .INCLUDES: Engine removal and installation	2.9
5	1101L4	GEAR, TIMING ..... .INCLUDES: Engine removal and installation	4.3
7	1101B7	BEARING, CRANKSHAFT :RIGHT ... .INCLUDES: Engine removal and installation	4.4
8	1101B6	BEARING, CRANKSHAFT :LEFT .... .INCLUDES: Engine removal and installation	4.6
	1101G0	BEARING, CRANKSHAFT :BOTH .... .INCLUDES: Engine removal and installation .INCLUDES: Timing sprocket	4.9

Ref. No.	Part No.	Description	Reqd. QTY				Serial No.	Parts catalogue code
			5	CGR125 8	A	B		
1	13000-KRF-T00	CRANKSHAFT COMP. ....	1	1	-	-		
2	13011-KPN-900	RING SET, PISTON(STD.) .....	1	1	-	-		
	13021-KPN-900	RING SET, PISTON(0.25) .....	(1)	(1)	-	-		
	13031-KPN-900	RING SET, PISTON(0.50) .....	(1)	(1)	-	-		
	13041-KPN-900	RING SET, PISTON(0.75) .....	(1)	(1)	-	-		
	13051-KPN-900	RING SET, PISTON(1.00) .....	(1)	(1)	-	-		
3	13101-KRF-C30	PISTON(STD.) .....	1	1	-	-		
	13102-KCS-W00	PISTON(0.25) .....	(1)	(1)	-	-		
	13103-KCS-W00	PISTON(0.50) .....	(1)	(1)	-	-		
	13104-KCS-W00	PISTON(0.75) .....	(1)	(1)	-	-		
	13105-KCS-W00	PISTON(1.00) .....	(1)	(1)	-	-		
4	13111-KRF-S00	PIN, PISTON .....	1	1	-	-		
5	14311-KRF-S00	GEAR, TIMING DRIVE(22T) .....	1	1	-	-		
6	90741-KRF-S00	KEY, WOODRUFF, 25X14 .....	1	1	-	-		
7	91001-KRF-T00	BEARING, RADIAL BALL, 63/28 ..	1	1	-	-		
8	91002-KRF-T00	BEARING, RADIAL BALL, 63/28U ..	1	1	-	-		
9	94601-15000	CLIP, PISTON PIN, 15MM .....	2	2	-	-		



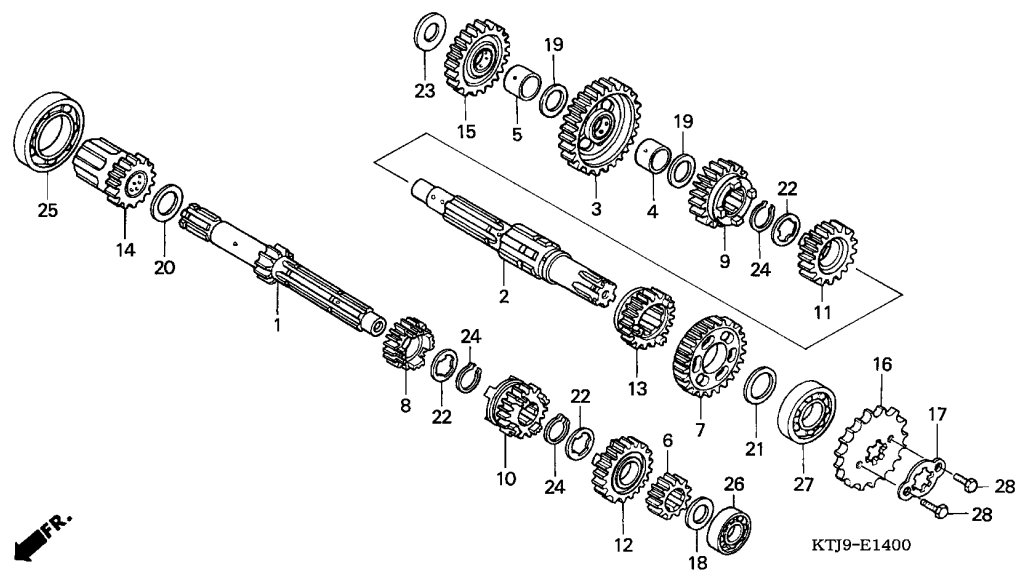


← IFR.

KTJ9E1301

Ref. No.	L.O.N.	(Relative ref. Number) Description	F.R.T.
1	1101B5	CRANKSHAFT ..... .INCLUDES: Engine removal and installation (2,4,5)	3.7
3	111103	RING, PISTON AND/OR PISTON (ONE) ..... .INCLUDES: Engine removal and installation	2.5
10	1101B7	BEARING, CRANKSHAFT :RIGHT ... .INCLUDES: Engine removal and installation	3.7

Ref. No.	Part No.	Description	Reqd. QTY		Serial No.	Parts catalogue code
			5	8		
1	13000-KVX-600	CRANKSHAFT COMP. ....	-	-	1	1
2	13011-KVX-600	RING SET, PISTON(STD.) ....	-	-	1	1
	13021-KVX-600	RING SET, PISTON(0.25) ....	-	-	(1)	(1)
	13031-KVX-600	RING SET, PISTON(0.50) ....	-	-	(1)	(1)
	13041-KVX-600	RING SET, PISTON(0.75) ....	-	-	(1)	(1)
	13051-KVX-600	RING SET, PISTON(1.00) ....	-	-	(1)	(1)
3	13101-KVX-600	PISTON(STD.) .....	-	-	1	1
	13102-KVX-600	PISTON(0.25) .....	-	-	(1)	(1)
	13103-KVX-600	PISTON(0.50) .....	-	-	(1)	(1)
	13104-KVX-600	PISTON(0.75) .....	-	-	(1)	(1)
	13105-KVX-600	PISTON(1.00) .....	-	-	(1)	(1)
4	13111-KVX-600	PIN, PISTON .....	-	-	1	1
5	13115-KVX-600	CLIP, PISTON PIN, 13MM .....	-	-	2	2
6	13412-KVX-600	COLLAR, R. CRANKSHAFT .....	-	-	1	1
7	23121-KTT-900	GEAR, PRIMARY DRIVE(20T) ....	-	-	1	1
8	90741-KTT-900	KEY, WOODRUFF, 4MM .....	-	-	1	-
	90741-KFB-000	.....	-	-	-	1
9	90742-KTT-900	KEY, WOODRUFF, 4MM .....	-	-	1	-
	90741-KGH-900	.....	-	-	-	1
10	91001-KTT-870	BEARING, ROLLER, 30X58X17 ...	-	-	1	1
	91001-KTT-890	BEARING, ROLLER, 30X58X17(NTN)	-	-	1	1

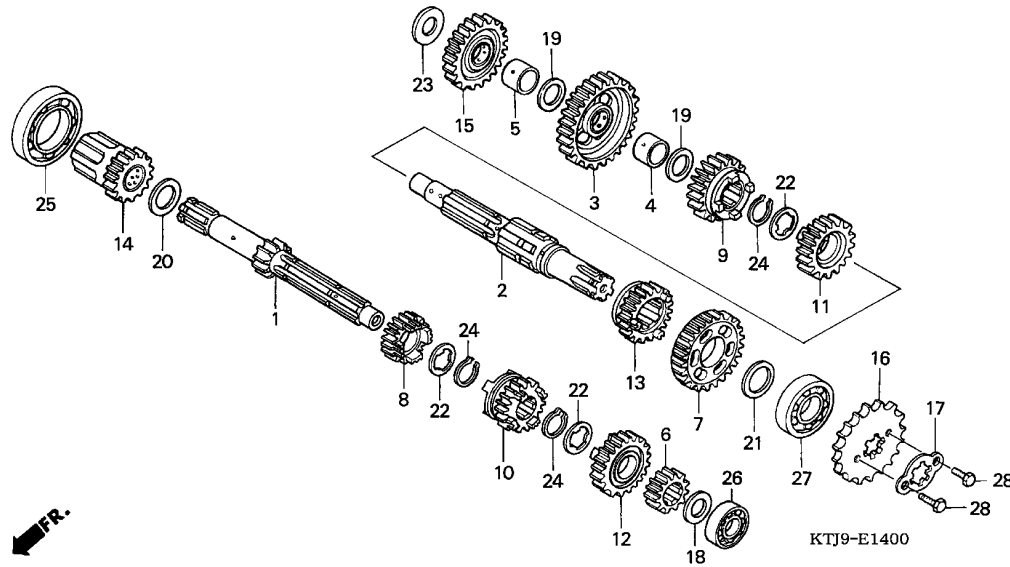


Ref. No.	L.O.N.	(Relative ref. Number) Description	F.R.T.
1	210141	(6,8,10,12,14) MAINSHAFT, TRANSMISSION ..... .INCLUDES: Engine removal and installation	4.2
2	210141A	.Replace countershaft add ....	0.2
2	210142	(3,7,9,11,13,15) COUNTERSHAFT, TRANSMISSION ... .INCLUDES: Engine removal and installation	4.2
	210142A	.Replace mainshaft add .....	0.2
16	213135	SPROCKET, DRIVE .....	0.2
25	2101C5	BEARING, MAINSHAFT :RIGHT .... .INCLUDES: Engine removal and installation	4.2
26	2101C2	BEARING, MAINSHAFT :LEFT ..... .INCLUDES: Engine removal and installation	4.2
	2101C6	BEARING, MAINSHAFT :BOTH ..... .INCLUDES: Engine removal and installation	4.4
27	2101C7	BEARING, COUNTERSHAFT :LEFT .. .INCLUDES: Engine removal and installation	4.2
+	2101C9	BEARING, COUNTERSHAFT :BOTH ..	4.4

Ref. No.	Part No.	Description	Reqd. QTY				Serial No.	Parts catalogue code
			5	CGR125 8	A	B		
1	23211-KSH-900	MAINSHAFT, TRANSMISSION(12T)	1	1	-	-		
2	23221-KRF-S00	COUNTERSHAFT, TRANSMISSION ..	1	1	-	-		
3	23426-KSH-900	GEAR, COUNTERSHAFT LOW(37T) -	1	1	-	-		
4	23427-KRF-S00	COLLAR, COUNTERSHAFT FIRST ..	1	1	-	-		
5	23431-KRF-S00	COLLAR, IDLE STARTER GEAR ...	1	1	-	-		
6	23441-KRF-S00	GEAR, MAINSHAFT SECOND(17T) -	1	1	-	-		
7	23451-KRF-S00	GEAR, COUNTERSHAFT SECOND(32T)	1	1	-	-		
8	23461-KSH-900	GEAR, MAINSHAFT THIRD(20T) ..	1	1	-	-		
9	23471-KSH-900	GEAR, COUNTERSHAFT THIRD(28T)	1	1	-	-		
10	23481-KSH-900	GEAR, MAINSHAFT FOURTH(23T) -	1	1	-	-		
11	23491-KSH-900	GEAR, COUNTERSHAFT FOURTH(27T)	1	1	-	-		
12	23501-KSH-900	GEAR, MAINSHAFT FIFTH(25T) ..	1	1	-	-		
13	23511-KSH-900	GEAR, COUNTERSHAFT FIFTH(25T)	1	1	-	-		
14	23520-KRF-S00	GEAR COMP., STARTER(19T) ....	1	1	-	-		
15	23531-KRF-S00	GEAR ONLY, IDLE STARTER(29T)	1	1	-	-		
16	23801-KSH-930	SPROCKET, DRIVE(15T) .....	1	1	-	-		
17	23811-KRF-S00	PLATE A2, FIXING .....	1	1	-	-		
18	90451-KRF-S00	WASHER, THRUST, 15MM .....	1	1	-	-		
19	90452-KRF-S00	WASHER, THRUST, 16.5MM .....	2	2	-	-		
20	90453-KRF-S00	WASHER A, THRUST, 20MM .....	1	1	-	-		
21	90454-KRF-S00	WASHER B, THRUST, 20MM .....	1	1	-	-		
22	90455-KRF-S00	WASHER A, SPLINE, 20MM .....	3	3	-	-		
23	90456-KRF-S00	WASHER, THRUST, 15MM .....	1	1	-	-		
24	90605-KRF-S00	SET RING, 20MM .....	3	3	-	-		
25	91003-KRF-S00	BEARING, RADIAL BALL, 6006 ..	1	1	-	-		





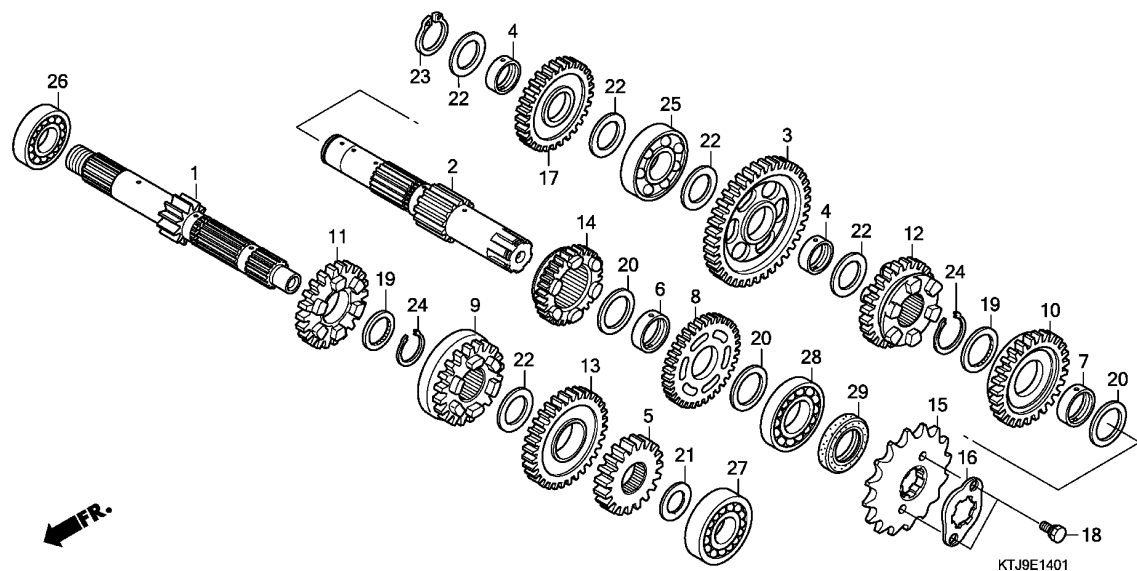
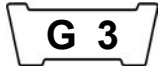


Ref. No.	L.O.N.	(Relative ref. Number) Description	F.R.T.
+27		.INCLUDES: Engine removal and installation	
2101D4		BEARING, MAINSHAFT AND COUNTERSHAFT :ALL .....	4.6
		.INCLUDES: Engine removal and installation	

Ref. No.	Part No.	Description	Reqd. QTY				Serial No.	Parts catalogue code
			5	CGR125	A	B		
26	91004-KRF-S00	BEARING, RADIAL BALL, 6202Z ..	1	1	-	-		
27	91005-KRF-S00	BEARING, RADIAL BALL, 6204 ..	1	1	-	-		
28	92101-06010-0A	BOLT, HEX., 6X10 .....	2	2	-	-		

E-14-1

TRANSMISSION(CGR125SHA,B)



Ref. No.	L.O.N.	(Relative ref. Number) Description	F.R.T.
1	210141	(5,9,11,13) MAINSHAFT, TRANSMISSION ..... .INCLUDES: Engine removal and installation	3.7
2	210141A	.Replace countershaft add ....	0.2
2	210142	(3,8,10,12,14) COUNTERSHAFT, TRANSMISSION ... .INCLUDES: Engine removal and installation	3.7
	210142A	.Replace mainshaft add .....	0.2
15	213135	SPROCKET, DRIVE .....	0.2
17	612135	GEAR, STARTER IDLE .....	1.0
25	2101C8	BEARING, COUNTERSHAFT :RIGHT . .INCLUDES: Engine removal and installation	3.7
26	2101C5	BEARING, MAINSHAFT :RIGHT .... .INCLUDES: Engine removal and installation	3.7
27	2101C2	BEARING, MAINSHAFT :LEFT ..... .INCLUDES: Engine removal and installation	3.7
	2101C6	BEARING, MAINSHAFT :BOTH ..... .INCLUDES: Engine removal and installation	3.9
+28	2101C7	BEARING, COUNTERSHAFT :LEFT ..	3.7

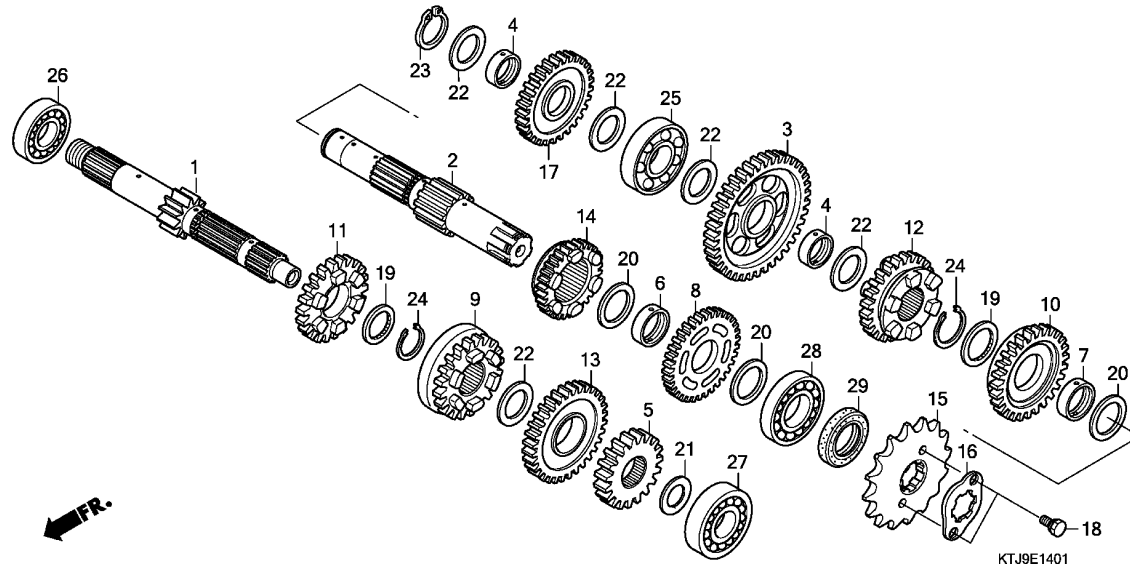
Ref. No.	Part No.	Description	Reqd. QTY				Serial No.	Parts catalogue code
			5	CGR125 8	A	B		
1	23210-KVX-600	MAINSHAFT COMP., TRANSMISSION (13T)	-	-	1	1		
2	23220-KWK-900	COUNTERSHAFT COMP. ....	-	-	1	1		
3	23421-KVX-600	GEAR, COUNTERSHAFT LOW(40T) .	-	-	1	1		
4	23427-KTT-900	BUSH, 17X20.5X8.0 .....	-	-	2	-		
	23427-KRM-840	.....	-	-	-	2		
5	23431-KVX-600	GEAR, MAINSHAFT SECOND(19T) .	-	-	1	1		
6	23432-KTT-900	BUSH, 20MM .....	-	-	1	1		
7	23432-KVX-600	BUSH, 20MM .....	-	-	1	1		
8	23441-KVX-600	GEAR, COUNTERSHAFT SECOND(34T)	-	-	1	1		
9	23451-KVX-600	GEAR, MAINSHAFT THIRD(23T) ..	-	-	1	1		
10	23461-KVX-600	GEAR, COUNTERSHAFT THIRD(30T)	-	-	1	1		
11	23471-KVX-600	GEAR, MAINSHAFT FOURTH(26T) .	-	-	1	1		
12	23481-KVX-600	GEAR, COUNTERSHAFT FOURTH(28T)	-	-	1	1		
13	23491-KVX-601	GEAR, MAINSHAFT FIFTH(28T) ..	-	-	1	1		
14	23501-KVX-601	GEAR, COUNTERSHAFT FIFTH(26T)	-	-	1	1		
15	23801-KVX-600	SPROCKET, DRIVE(14T) .....	-	-	1	1		
16	23811-KR3-600	PLATE A2, FIXING .....	-	-	1	1		
17	28231-KWK-900	GEAR, KICK STARTER IDLE(29T)	-	-	1	1		
18	90084-KRM-840	BOLT, DRIVE SPROCKET FIXING .	-	-	2	2		
19	90453-KVX-600	WASHER, SPLINE, 20MM .....	-	-	2	2		
20	90454-KTT-900	WASHER B, THRUST, 20MM .....	-	-	3	3		
21	90456-KTT-900	WASHER, THRUST, 12MM .....	-	-	1	1		
22	90458-KVX-600	WASHER, THRUST, 17MM .....	-	-	5	-		
	90458-KVS-900	.....	-	-	-	5		



E-14-1

TRANSMISSION(CGR125SHA,B)

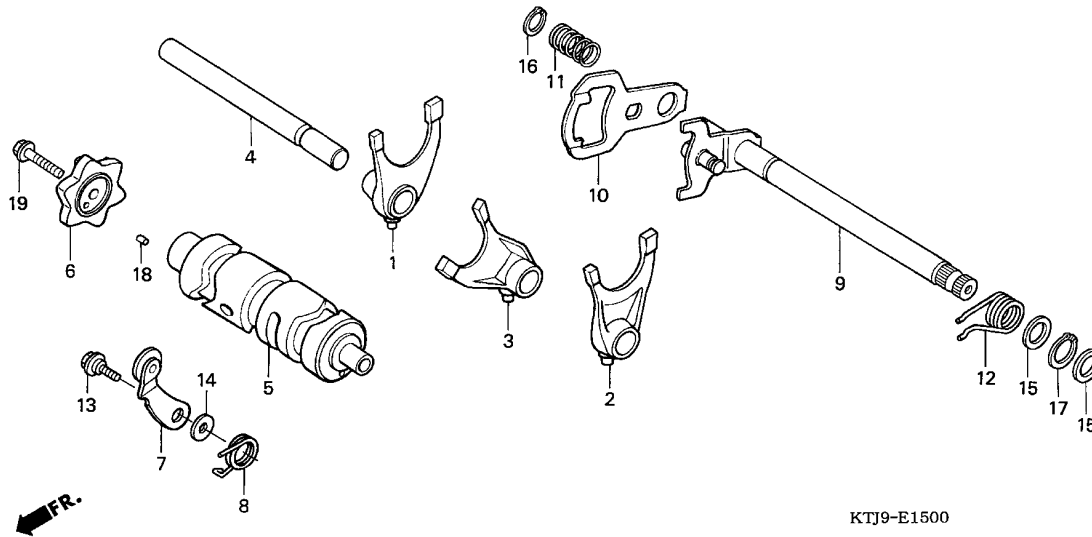
G 4



Ref. No.	L.O.N.	(Relative ref. Number) Description	F.R.T.
+28		.INCLUDES: Engine removal and installation	
2101C9		BEARING, COUNTERSHAFT :BOTH ..	3.9
2101D4		BEARING, MAINSHAFT AND COUNTERSHAFT :ALL .....	4.1
		.INCLUDES: Engine removal and installation	

Ref. No.	Part No.	Description	Reqd. QTY				Serial No.	Parts catalogue code
			5	CGR125 8	A	B		
23	90602-KRM-840	CIRCLIP, EXTERNAL, 17MM .....	-	-	1	1		
24	90605-KTT-900	SET RING, 20MM .....	-	-	2	-		
	90605-KVS-900	.....	-	-	-	2		
25	91003-KTT-900	BEARING, RADIAL BALL, 17X42X12	-	-	1	1		
26	91004-KTN-900	BEARING, RADIAL BALL, 17X40X12	-	-	1	1		
27	91005-KTN-900	BEARING, RADIAL BALL, 12X32X10	-	-	1	1		
28	91006-KTN-900	BEARING, RADIAL BALL, 20X47X14	-	-	1	1		
29	91216-KSP-910	OIL SEAL, 20X34X7 .....	-	-	1	1		

2



KTJ9-E1500

Ref. No.	L.O.N.	(Relative ref. Number) Description	F.R.T.
1		(2,3,4)	
210112		FORK, GEARSHIFT ..... .INCLUDES: Engine removal and installation .NOTE: Same time for two units or more	4.2
5	2101A9	DRUM, GEARSHIFT ..... .INCLUDES: Engine removal and installation	4.2
6	2101B0	CAM, SHIFT DRUM ..... (18)	1.1
7	210125	STOPPER OR SPRING, SHIFT DRUM ..... (8)	1.1
9	210122	SPINDLE, GEARSHIFT ..... (10,11,12)	1.1

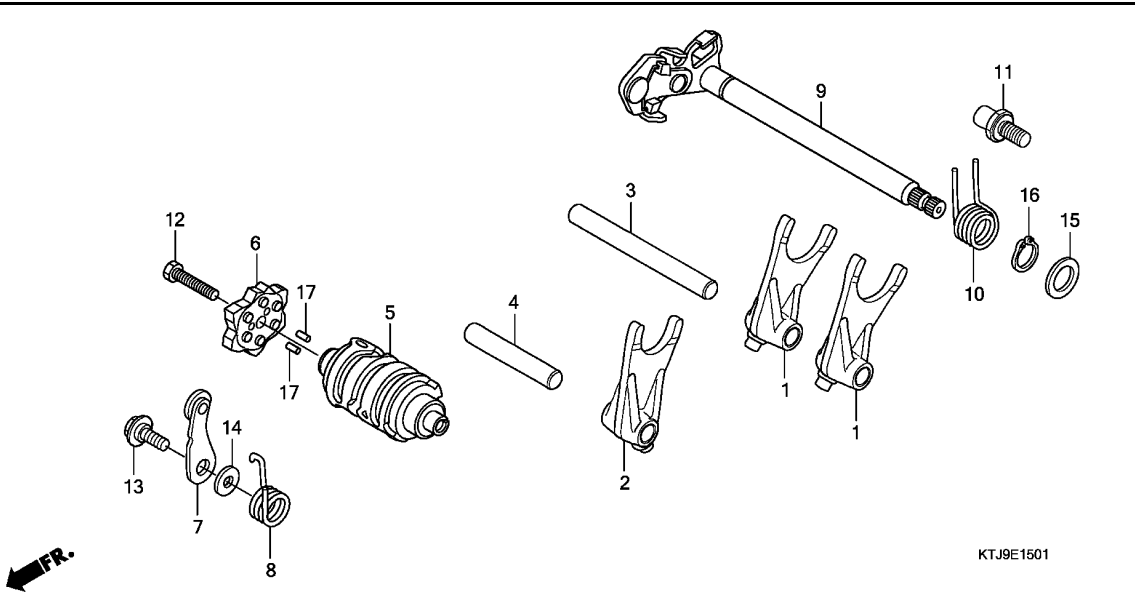
Ref. No.	Part No.	Description	Reqd. QTY				Serial No.	Parts catalogue code
			5	CGR125 8	A	B		
1	24211-KRF-S00	FORK, R. GEARSHIFT .....	1	1	-	-		
2	24221-KRF-S00	FORK, L. GEARSHIFT .....	1	1	-	-		
3	24231-KRF-S00	FORK, CENTER GEARSHIFT .....	1	1	-	-		
4	24241-KRF-S00	SHAFT, GEARSHIFT FORK GUIDE .....	1	1	-	-		
5	24301-KRF-S00	DRUM, GEARSHIFT .....	1	1	-	-		
6	24411-KRF-S00	CAM, GEARSHIFT .....	1	1	-	-		
7	24430-KRF-S00	STOPPER COMP., GEARSHIFT DRUM .....	1	1	-	-		
8	24435-KRF-S00	SPRING, SHIFT DRUM STOPPER .....	1	1	-	-		
9	24610-KRF-S00	SPINDLE COMP., GEARSHIFT .....	1	1	-	-		
10	24621-KRF-S00	PLATE, GEARSHIFT .....	1	1	-	-		
11	24631-KRF-S00	SPRING, GEARSHIFT PLATE .....	1	1	-	-		
12	24651-KRF-S00	SPRING, GEARSHIFT RETURN .....	1	1	-	-		
13	90022-KRF-S00	PIVOT, SHIFT DRUM STOPPER ARM .....	1	1	-	-		
14	90408-KRF-S00	WASHER, 6MM .....	1	1	-	-		
15	90457-KRF-S00	WASHER, THRUST, 14MM .....	2	2	-	-		
16	90611-KRF-S00	CIRCLIP, EXTERNAL, 12MM .....	1	1	-	-		
17	90612-KRF-S00	CIRCLIP, EXTERNAL, 14MM .....	1	1	-	-		
18	90704-KRF-S00	ROLLER, 4X10 .....	1	1	-	-		
19	93101-06025-0A	BOLT, HEX., 6X25 .....	1	1	-	-		



E-15-1

GEARSHIFT DRUM(CGR125SHA,B)

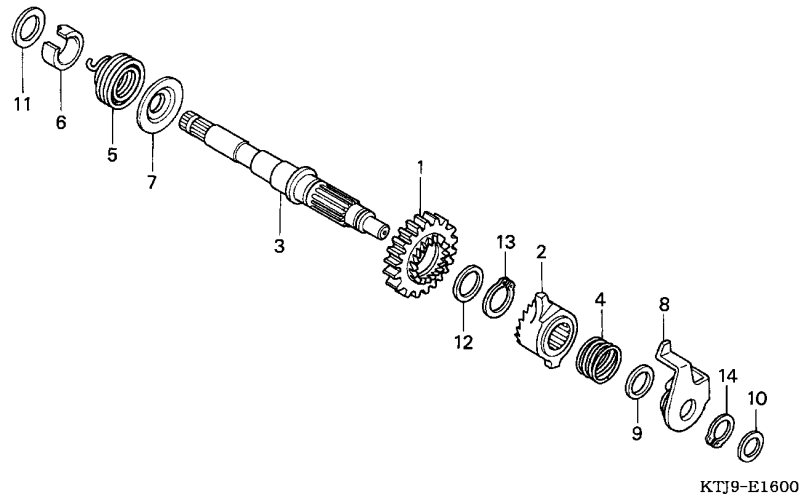
G 6



Ref. No.	L.O.N.	(Relative ref. Number) Description	F.R.T.
1		(2,3,4)	
210112		FORK, GEARSHIFT ..... .INCLUDES: Engine removal and installation .NOTE: Same time for two units or more	3.6
5	2101A9	DRUM, GEARSHIFT ..... .INCLUDES: Engine removal and installation	3.6
6	2101D6	PLATE, GEARSHIFT DRUM STOPPER (8)	1.1
7	210125	STOPPER OR SPRING, SHIFT DRUM (10)	1.1
9	210122	SPINDLE, GEARSHIFT .....	1.0

Ref. No.	Part No.	Description	Reqd. QTY				Serial No.	Parts catalogue code
			5	8	A	B		
1	24211-KTT-900	FORK, GEARSHIFT .....	-	-	2	2		
2	24212-KVX-600	FORK, CENTER GEARSHIFT .....	-	-	1	1		
3	24241-KTT-900	SHAFT A, GEARSHIFT FORK .....	-	-	1	1		
4	24242-KTT-900	SHAFT B, GEARSHIFT FORK .....	-	-	1	1		
5	24301-KVX-600	DRUM, GEARSHIFT .....	-	-	1	1		
6	24410-KTT-900	PLATE COMP., GEARSHIFT DRUM STOPPER	-	-	1	1		
7	24430-KTT-900	STOPPER COMP., GEARSHIFT DRUM	-	-	1	1		
8	24436-KSP-910	SPRING, SHIFT DRUM STOPPER ..	-	-	1	-		
	24436-KRM-840	.....	-	-	-	1		
9	24610-KTT-900	SPINDLE COMP., GEARSHIFT .....	-	-	1	1		
10	24651-KWK-900	SPRING, SHIFT RETURN .....	-	-	1	1		
11	24652-KTT-900	PIN, SHIFT RETURN SPRING .....	-	-	1	1		
12	90003-KTT-900	BOLT, HEX., 6X20 .....	-	-	1	-		
	90003-KVS-900	.....	-	-	-	1		
13	90022-KRM-840	PIVOT, SHIFT DRUM STOPPER ARM	-	-	1	1		
14	90417-KTT-900	WASHER, DRUM STOPPER .....	-	-	1	-		
	90417-KRM-840	.....	-	-	-	1		
15	90457-KTT-900	WASHER, 14MM .....	-	-	1	-		
	90457-KRM-840	.....	-	-	-	1		
16	94510-14000	CIRCLIP, EXTERNAL, 14MM .....	-	-	1	1		
17	96220-30085	ROLLER, 3X8.5 .....	-	-	2	2		

2



Ref. No.	L.O.N.	(Relative ref. Number) Description	F.R.T.
3		(1,2,4,8)	
1121A2		SPINDLE, KICK STARTER ..... .INCLUDES: Engine removal and installation	4.1

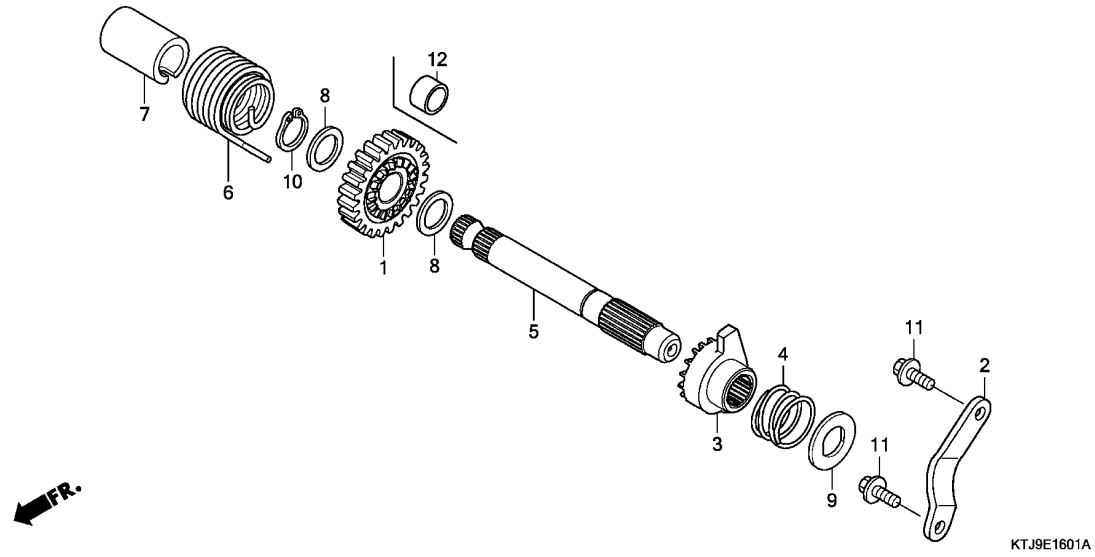
Ref. No.	Part No.	Description	Reqd. QTY				Serial No.	Parts catalogue code
			5	CGR125 8	A	B		
1	28211-KRF-S00	PINION, KICK STARTER(29T) ...	1	1	-	-		
2	28221-KRF-S00	RATCHET, KICK STARTER .....	1	1	-	-		
3	28251-KRF-S00	SPINDLE, KICK STARTER .....	1	1	-	-		
4	28253-KRF-S00	SPRING, KICK STARTER RATCHET	1	1	-	-		
5	28261-KRF-S00	SPRING, KICK STARTER .....	1	1	-	-		
6	28262-KRF-S00	COLLAR, KICK SPINDLE .....	1	1	-	-		
7	28263-KRF-S00	RETAINER, STARTER SPRING ....	1	1	-	-		
8	28270-KRF-S00	PLATE COMP., RATCHET GUIDE ..	1	1	-	-		
9	90458-KRF-S00	WASHER B, THRUST, 16MM .....	1	1	-	-		
10	90459-KRF-S00	WASHER, THRUST, 12MM .....	1	1	-	-		
11	90462-KRF-S00	WASHER A, THRUST, 16MM .....	1	1	-	-		
12	90463-KRF-S00	WASHER C, THRUST, 20MM .....	1	1	-	-		
13	90605-KRF-S00	SET RING, 20MM .....	1	1	-	-		
14	90613-KRF-S00	CIRCLIP, EXTERNAL, 16MM .....	1	1	-	-		



E-16-1

KICK STARTER SPINDLE(CGR125SHA,B)

G 8

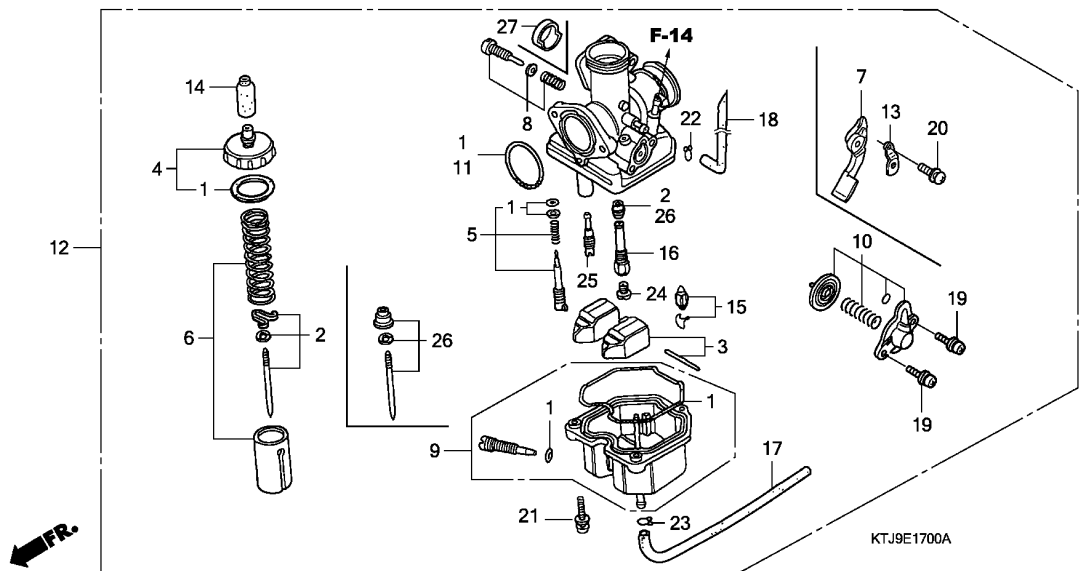


Ref. No.	L.O.N.	(Relative ref. Number) Description	F.R.T.
5	(1,3,4,6)		
1121A2		SPINDLE, KICK STARTER .....	0.7

Ref. No.	Part No.	Description	Reqd. QTY		Serial No.	Parts catalogue code
			5	CGR125 8 A B		
1	28211-KWK-900	PINION, KICK STARTER(24T) .....	-	-	1	-
	28211-KVS-600	.....	-	-	-	1
2	28215-KWK-900	PLATE, KICK STOPPER .....	-	-	1	1
3	28221-KWK-900	RATCHET, STARTER .....	-	-	1	-
	28221-KRM-840	.....	-	-	-	1
4	28223-KWK-900	SPRING, RATCHET .....	-	-	1	-
	28223-KRM-840	.....	-	-	-	1
5	28251-KWK-900	SPINDLE, KICK STARTER .....	-	-	1	-
	28251-KWG-600	.....	-	-	-	1
6	28261-KWK-900	SPRING, KICK RETURN .....	-	-	1	-
	28261-KRM-840	.....	-	-	-	1
7	28282-KRM-840	COLLAR, KICK SPRING .....	-	-	1	1
8	90451-KWK-900	WASHER, THRUST, 16MM .....	-	-	2	-
	90451-KRM-840	.....	-	-	-	2
9	90455-KWK-900	WASHER, SPECIAL, 14MM .....	-	-	1	-
	90455-KRM-840	.....	-	-	-	1
10	90608-KVC-900	CIRCLIP, EXTERNAL, 16MM .....	-	-	1	-
	94510-16000	.....	-	-	-	1
11	95701-06016-00	BOLT, FLANGE, 6X16 .....	-	-	2	2
12	28212-KVS-600	COLLAR, 18.5MM .....	-	-	-	1

KTJ9E1601A

2

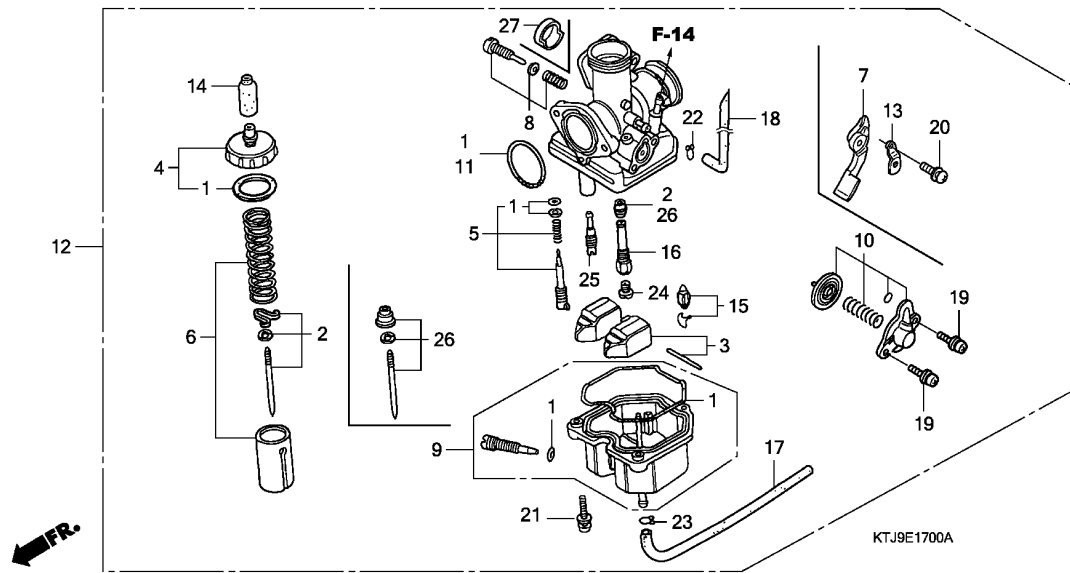


Ref. No.	L.O.N.	(Relative ref. Number) Description	F.R.T.
2		(26)	
2	3111A3	NEEDLE, JET .....	0.6
3		(15)	
	311120	FLOAT OR FLOAT VALVE .....	0.5
4	3111A5	TOP SET, CARBURETOR .....	0.2
6	3111A8	VALVE, THROTTLE .....	0.3
7	3111F7	LEVER, CHOKE :CARBURETOR SIDE	0.1
9	3111A6	CHAMBER, FLOAT .....	0.4
10	3111B8	VALVE, AIR CUT .....	0.3
12	3111B5	CARBURETOR ASSEMBLY .....	0.5
24		(16,25)	
	3111D4	JET, MAIN .....	0.5

Ref. No.	Part No.	Description	Reqd. QTY				Serial No.	Parts catalogue code
			5	CGR125 8	A	B		
1	16010-KSH-890	GASKET SET .....	1	1	-	-		
2	16012-KTJ-870	NEEDLE SET, JET .....	1	-	-	-		
3	16013-KSH-890	FLOAT SET .....	1	1	-	-		
4	16014-KRF-B50	TOP SET .....	1	1	-	-		
5	16016-KRF-B50	SCREW SET A .....	1	1	-	-		
6	16022-KRF-B50	VALVE SET, THROTTLE .....	1	1	-	-		
7	16025-KRF-B50	LEVER SET, CHOKE .....	1	-	-	-		
8	16028-KSH-890	SCREW SET B .....	1	1	-	-		
9	16045-KSH-890	CHAMBER SET, FLOAT .....	1	1	-	-		
10	16048-KRF-B50	VALVE SET, AIR CUT .....	1	1	-	-		
11	16075-KEW-900	O-RING .....	1	1	-	-		
12	16100-KTJ-870	CARBURETOR ASSY.(PDCBE A) ...	1	-	-	-		
	16100-KTJ-C30	CARBURETOR ASSY.(PDCBN A) ...	-	1	-	-		
13	16119-KRF-B50	PLATE, SETTING .....	1	-	-	-		
14	16148-KEE-730	CAP, CABLE SEALING .....	1	1	-	-		
15	16155-GCC-770	VALVE COMP., FLOAT .....	1	1	-	-		
16	16165-KRF-B50	HOLDER, NEEDLE JET .....	1	1	-	-		
17	16198-KTJ-870	TUBE .....	1	1	-	-		
18	16199-KTJ-870	TUBE, AIR VENT .....	1	1	-	-	1CH/A,2CH/A,5SH,6SH,7SH	
	16199-KEW-900	.....	1	-	-	-	1CH,2CH	
19	93892-04010-10	SCREW-WASHER, 4X10 .....	2	2	-	-		
20	93892-04010-18	SCREW-WASHER, 4X10 .....	1	-	-	-		
21	93892-04016-18	SCREW-WASHER, 4X16 .....	3	3	-	-		
22	95002-02089	CLIP, TUBE(B8) .....	1	1	-	-		
23	95002-02659	CLIP, TUBE(B6.5) .....	1	1	-	-		



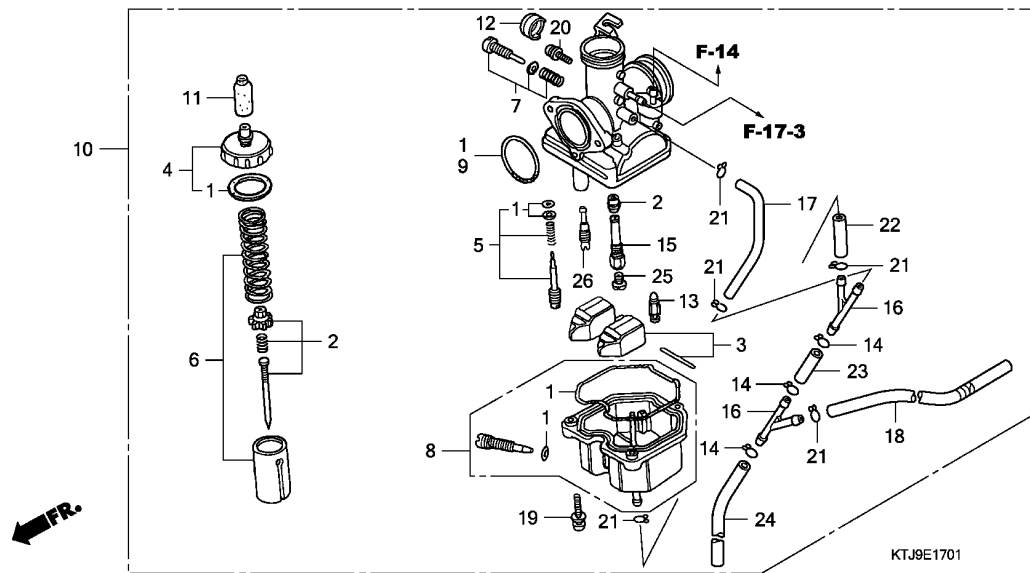




Ref. No.	Part No.	Description	Reqd. QTY				Serial No.	Parts catalogue code
			5	CGR125 8	A	B		
24	99101-KEW-0000	JET, MAIN, #95	1	-	-	-		
	99101-KTJ-C300	JET, MAIN, #92	-	1	-	-		
25	99103-KRF-0000	JET, SLOW, #38	1	-	-	-		
	99103-KTJ-C300	JET, SLOW, #40	-	1	-	-		
26	16012-KTJ-C30	NEEDLE SET, JET	-	1	-	-		
27	16148-KPH-W00	CAP, CHOKE DUST	-	1	-	-		

E-17-1

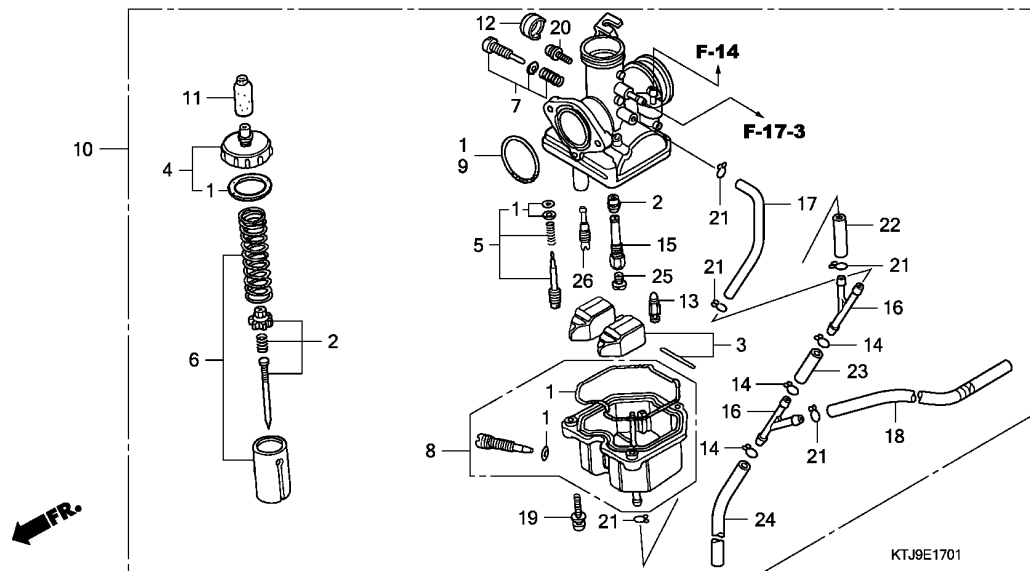
CARBURETOR(CGR125SHA,B)



Ref. No.	L.O.N.	(Relative ref. Number) Description	F.R.T.
2	3111A3	NEEDLE, JET .....	0.6
3		(13)	
	311120	FLOAT OR FLOAT VALVE .....	0.5
4	3111A5	TOP SET, CARBURETOR .....	0.2
6	3111A8	VALVE, THROTTLE .....	0.3
8	3111A6	CHAMBER, FLOAT .....	0.4
10	3111B5	CARBURETOR ASSEMBLY .....	0.5
25		(15,26)	
	3111D4	JET, MAIN .....	0.5

Ref. No.	Part No.	Description	Reqd. QTY		Serial No.	Parts catalogue code
			5	8		
1	16010-364-771	GASKET SET .....	-	-	1	1
2	16012-KTJ-C72	NEEDLE SET, JET .....	-	-	1	1
3	16013-439-921	FLOAT SET .....	-	-	1	1
4	16014-KRF-B41	TOP SET .....	-	-	1	1
5	16016-KWK-901	SCREW SET A .....	-	-	1	1
6	16022-KWK-901	VALVE SET, THROTTLE .....	-	-	1	1
7	16028-KEB-G01	SCREW SET B .....	-	-	1	1
8	16045-KWK-901	CHAMBER SET, FLOAT .....	-	-	1	1
9	16075-GHB-B70	O-RING, 2.4X29 .....	-	-	1	1
10	16100-KTJ-C72	CARBURETOR ASSY.(PD CBT A) ..	-	-	1	-
	16100-KTJ-B01	CARBURETOR ASSY.(PD CDA A) ..	-	-	-	1
11	16148-KB1-921	CAP, CABLE SEALING .....	-	-	1	1
12	16148-141-881	CAP, CHOKE DUST .....	-	-	1	1
13	16155-KJ9-751	VALVE COMP., FLOAT .....	-	-	1	1
14	16163-GHB-600	CLIP, TUBE .....	-	-	3	3
15	16165-KWK-901	HOLDER, NEEDLE JET .....	-	-	1	1
16	16180-ML6-671	JOINT .....	-	-	2	2
17	16198-KWK-901	TUBE .....	-	-	1	1
18	16199-KWK-901	TUBE .....	-	-	1	1
19	93892-04016-08	SCREW-WASHER, 4X16 .....	-	-	3	3
20	93892-05010-18	SCREW-WASHER, 5X10 .....	-	-	1	1
21	95002-02089	CLIP, TUBE(B8) .....	-	-	5	5
22	95005-45030-50	TUBE, 4.5X30(95005-45001-50M)	-	-	1	1
23	95005-50040-50	TUBE, 5X40(95005-50001-50M)	-	-	1	1
24	95005-50400-50	TUBE, 5X400(95005-50001-50M)	-	-	1	1



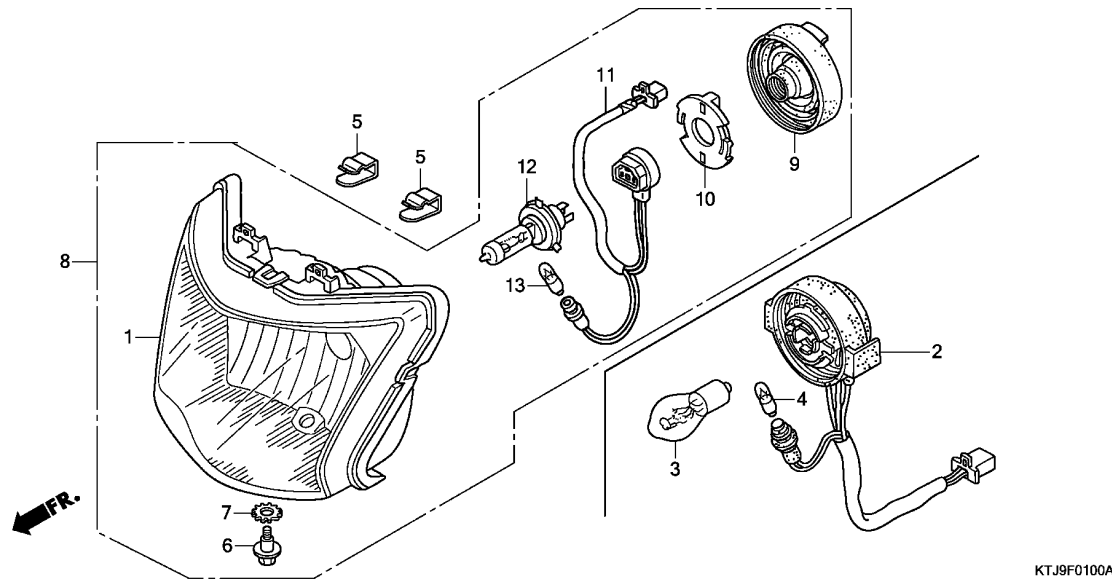


Ref. No.	Part No.	Description	Reqd. QTY		Serial No.	Parts catalogue code
			CGR125	B		
25	99101-GHB-1000	JET, MAIN, #100 .....	-	1		
26	99103-MT2-0380	JET, SLOW, #38 .....	-	1		

F-1

HEADLIGHT(1)

H 1



Ref. No.	L.O.N.	(Relative ref. Number) Description	F.R.T.
1	(8)	HEADLIGHT UNIT .....	0.3
2	(11)	SOCKET, HEADLIGHT .....	0.2
3	(12)	BULB, HEADLIGHT .....	0.2
4	(13)	BULB, POSITION LIGHT .....	0.1

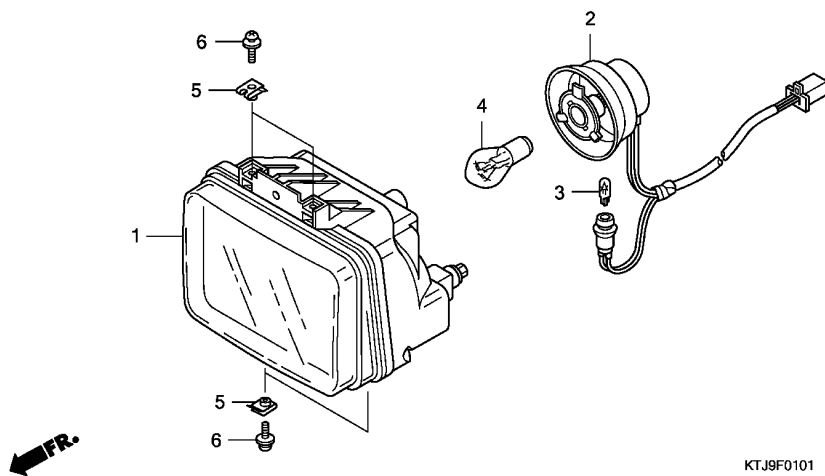
Ref. No.	Part No.	Description	Reqd. QTY				Serial No.	Parts catalogue code
			5	CGR125	A	B		
1	33120-KTJ-870	HEADLIGHT UNIT .....	1	-	-	-		
	33120-KVC-890	.....	-	-	-	1	----- 52CH,62CH,82CH,92CH	
2	33130-KTJ-870	SOCKET COMP., HEADLIGHT .....	1	-	-	-		
3	34901-KCS-920	BULB, HEADLIGHT(12V 35/35W) ..	1	-	-	-		
4	34903-KCS-920	BULB, POSITION LIGHT(12V 4W) ..	1	-	-	-		
5	53209-GAH-000	CLIP, HEADLIGHT .....	2	-	-	2	----- 1CH,1CH/A,2CH,2CH/A,52CH,62CH,82CH,92CH	
6	90101-GJ6-000	BOLT, ADJUSTING .....	1	-	-	1	----- 1CH,1CH/A,2CH,2CH/A,52CH,62CH,82CH,92CH	
7	90307-GAZ-980	WASHER, LOCK, 6MM .....	1	-	-	1	----- 1CH,1CH/A,2CH,2CH/A,52CH,62CH,82CH,92CH	
8	33100-KVC-890	HEADLIGHT ASSY.(12V 35/35W) ..	-	-	-	1	----- 52CH,62CH,82CH,92CH	
9	33112-KVC-890	COVER, SOCKET .....	-	-	-	1	----- 52CH,62CH,82CH,92CH	
10	33114-KVC-890	STOPPER, SOCKET BODY .....	-	-	-	1	----- 52CH,62CH,82CH,92CH	
11	33130-KVC-890	SOCKET COMP., HEADLIGHT .....	-	-	-	1	----- 52CH,62CH,82CH,92CH	
12	34901-KSY-880	BULB, HEADLIGHT(12V 35/35W) ..	-	-	-	1	----- 52CH,62CH,82CH,92CH	
13	34903-KCS-920	BULB, POSITION LIGHT(12V 4W) ..	-	-	-	1	----- 52CH,62CH,82CH,92CH	

3

F-1-1

HEADLIGHT(2)

H 2



Ref. No.	L.O.N.	(Relative ref. Number) Description	F.R.T.
1	6161A7	HEADLIGHT UNIT .....	0.3
2	6161B1	SOCKET, HEADLIGHT .....	0.2
3	616182	BULB, POSITION LIGHT .....	0.1
4	616118	BULB, HEADLIGHT .....	0.2

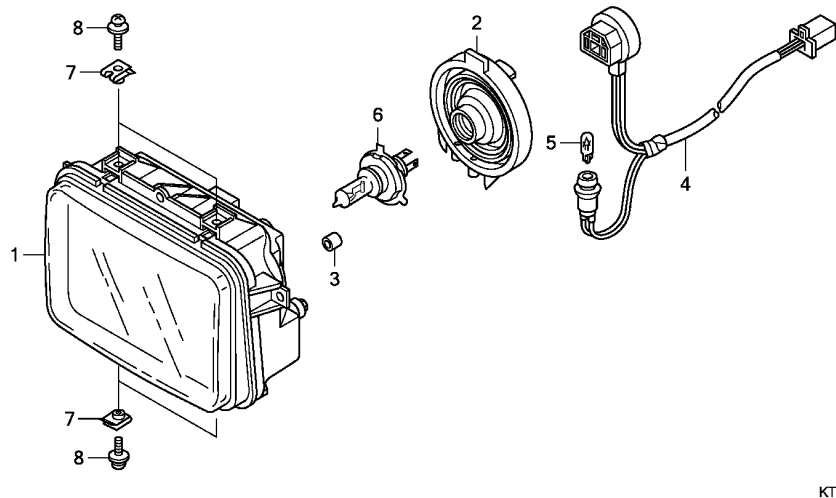
3

Ref. No.	Part No.	Description	Reqd. QTY				Serial No.	Parts catalogue code
			5	CGR125 8	A	B		
1	33110-KTJ-C20	HEADLIGHT UNIT .....	-	1	-	-		
2	33130-KTJ-C20	SOCKET COMP., HEADLIGHT .....	-	1	-	-		
3	33301-KPN-710	BULB(12V 5W) .....	-	1	-	-		
4	34901-KCS-920	BULB, HEADLIGHT(12V 35/35W) .....	-	1	-	-		
5	90677-KRM-860	NUT, CLIP, 5MM .....	-	4	-	-		
6	93891-05016-07	SCREW-WASHER, 5X16 .....	-	4	-	-		

# F-1-2

# HEADLIGHT(3)

**H 3**



Ref. No.	L.O.N.	(Relative ref. Number) Description	F.R.T.
1	6161A7	HEADLIGHT UNIT .....	0.3
4	6161B1	SOCKET, HEADLIGHT .....	0.2
5	616182	BULB, POSITION LIGHT .....	0.1
6	616118	BULB, HEADLIGHT .....	0.2

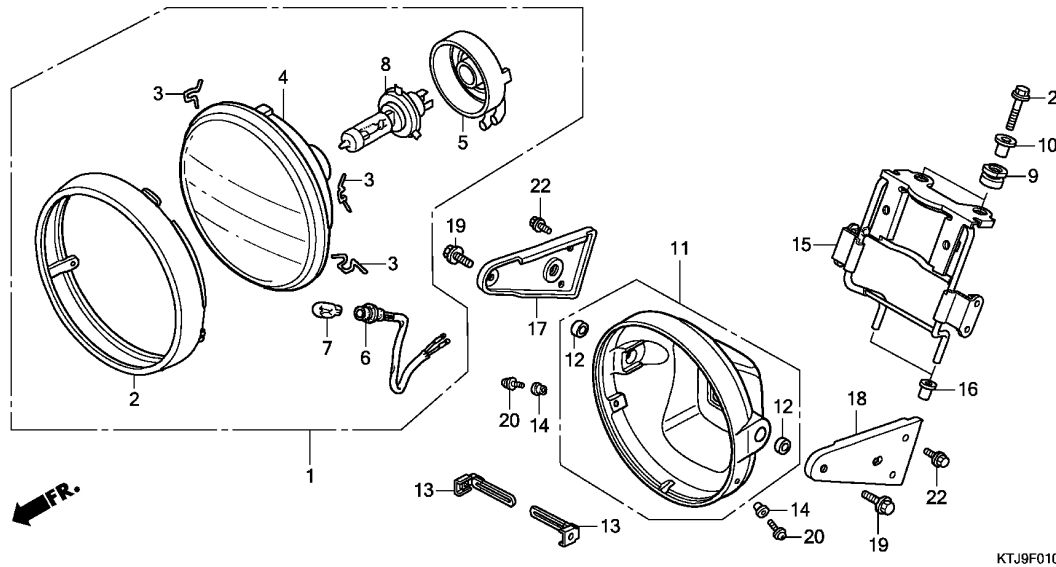
Ref. No.	Part No.	Description	Reqd. QTY				Serial No.	Parts catalogue code
			5	CGR125	A	B		
1	33110-KTJ-C61	HEADLIGHT UNIT .....	-	-	1	-		
2	33112-KVJ-911	COVER, SOCKET .....	-	-	1	-		
3	33117-KTJ-C61	TUBE, SPECIAL .....	-	-	2	-		
4	33130-KTJ-C61	SOCKET COMP., HEADLIGHT .....	-	-	1	-		
5	33301-KVJ-911	BULB, POSITION LIGHT(12V 5W)	-	-	1	-		
6	34901-KVJ-911	BULB, HEADLIGHT(HS1) (12V 35/35W)	-	-	1	-		
7	90677-KRM-860	NUT, CLIP, 5MM .....	-	-	4	-		
8	93891-05016-07	SCREW-WASHER, 5X16 .....	-	-	4	-		

**3**

# F-1-3

# HEADLIGHT(4)

H 4



Ref. No.	L.O.N.	(Relative ref. Number) Description	F.R.T.
1	616115	HEADLIGHT ASSEMBLY .....	0.1
4		(2)	
4	6161A7	HEADLIGHT UNIT .....	0.2
6	616180	SOCKET, POSITION LIGHT .....	0.1
7	616182	BULB, POSITION LIGHT .....	0.1
8	616118	BULB, HEADLIGHT .....	0.1
11	616103	CASE, HEADLIGHT .....	0.3
15	6161G7	STAY, HEADLIGHT .....	0.6
17	6161L6	PLATE, HEADLIGHT :RIGHT .....	0.3
18	6161L5	PLATE, HEADLIGHT :LEFT .....	0.3
	6161L7	PLATE, HEADLIGHT :BOTH .....	0.4

KTJ9F0103

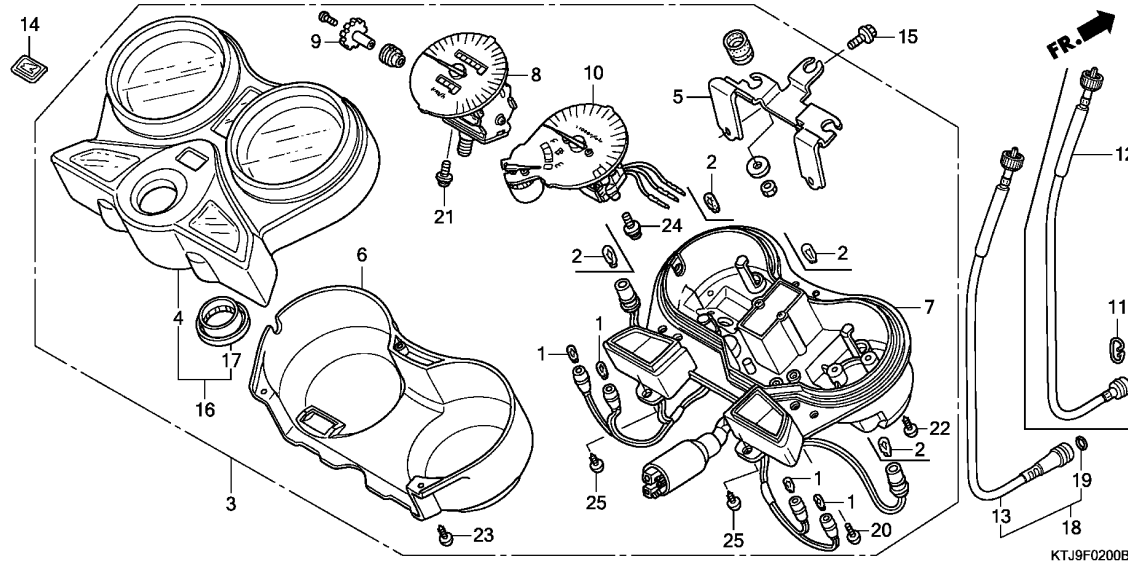
Ref. No.	Part No.	Description	Reqd. QTY				Serial No.	Parts catalogue code
			5	CGR125	8	A B		
1	33100-KVX-A00	HEADLIGHT ASSY.(12V 35/35W) .	-	-	-	1	-----	5CH,6CH,8CH,9CH
2	33101-KVX-A00	RIM COMP., HEADLIGHT .....	-	-	-	1	-----	5CH,6CH,8CH,9CH
3	33108-KTJ-850	SPRING, UNIT HOLDER .....	-	-	-	3	-----	5CH,6CH,8CH,9CH
4	33120-KVX-A00	HEADLIGHT UNIT .....	-	-	-	1	-----	5CH,6CH,8CH,9CH
5	33122-KVX-A00	COVER, SOCKET .....	-	-	-	1	-----	5CH,6CH,8CH,9CH
6	33150-KVX-A00	SOCKET COMP., POSITION LIGHT	-	-	-	1	-----	5CH,6CH,8CH,9CH
7	33301-KPN-710	BULB(12V 5W) .....	-	-	-	1	-----	5CH,6CH,8CH,9CH
8	34901-KSP-910	BULB, HEADLIGHT(12V 35/35W) .	-	-	-	1	-----	5CH,6CH,8CH,9CH
9	37242-435-700	RUBBER, SPEEDOMETER MOUNTING	-	-	-	2	-----	5CH,6CH,8CH,9CH
10	50324-425-010	COLLAR, 6.3X13 .....	-	-	-	2	-----	5CH,6CH,8CH,9CH
11	61300-KVX-600	CASE, HEADLIGHT .....	-	-	-	1	-----	5CH,6CH,8CH,9CH
12	61302-KBW-900	COLLAR, HEADLIGHT CASE .....	-	-	-	2	-----	5CH,6CH,8CH,9CH
13	61303-198-D00	NUT, R. HEADLIGHT CASE .....	-	-	-	2	-----	5CH,6CH,8CH,9CH
14	61304-379-690	COLLAR, HEADLIGHT SETTING .....	-	-	-	2	-----	5CH,6CH,8CH,9CH
15	61311-KTJ-940	STAY, HEADLIGHT .....	-	-	-	1	-----	5CH,6CH,8CH,9CH
16	61312-KRF-S00	BOOT, HEADLIGHT BRACKET .....	-	-	-	2	-----	5CH,6CH,8CH,9CH
17	61313-KTJ-940	BRACKET, R. HEADLIGHT CASE .....	-	-	-	1	-----	5CH,6CH,8CH,9CH
18	61314-KTJ-940	BRACKET, L. HEADLIGHT CASE .....	-	-	-	1	-----	5CH,6CH,8CH,9CH
19	90100-438-850	BOLT, SPECIAL FLANGE, 8X22 .....	-	-	-	2	-----	5CH,6CH,8CH,9CH
20	93892-05016-07	SCREW-WASHER, 5X16 .....	-	-	-	2	-----	5CH,6CH,8CH,9CH
21	95701-06022-08	BOLT, FLANGE, 6X22 .....	-	-	-	2	-----	5CH,6CH,8CH,9CH
22	96001-06010-00	BOLT, FLANGE, 6X10 .....	-	-	-	4	-----	5CH,6CH,8CH,9CH

3

# F-2

# METER

# H 5

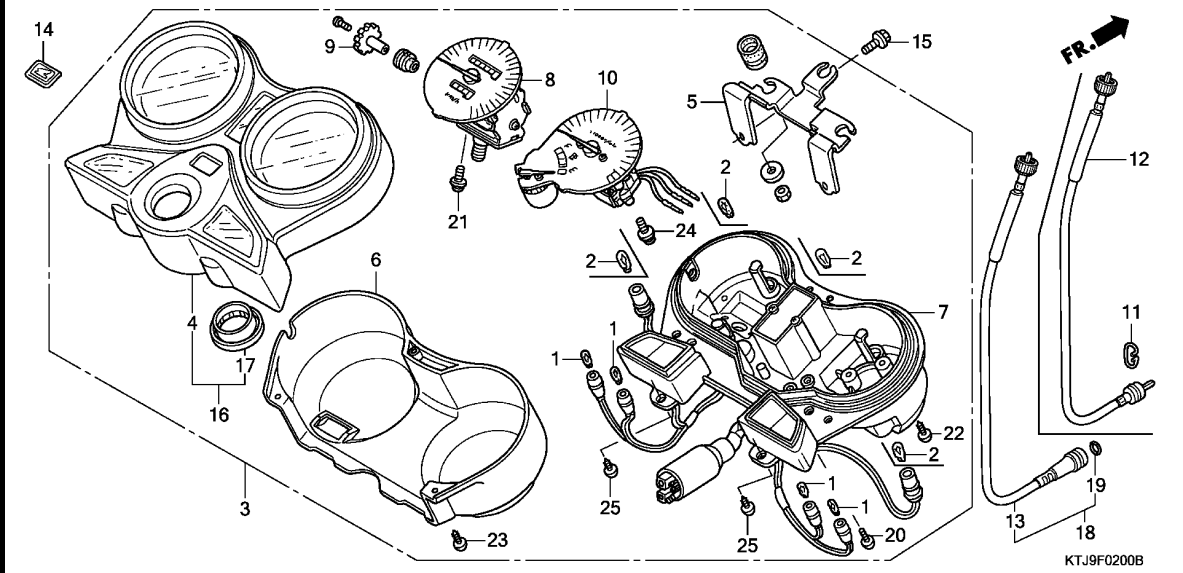


Ref. No.	L.O.N.	(Relative ref. Number) Description	F.R.T.
1	616157	BULB, INSTRUMENT ..... .NOTE: Same time for two units or more	0.4
2	6161G3	BULB, METER ..... .NOTE: Same time for two units or more	0.4
3	8121A1	METER ASSY., COMBINATION ..... (16)	0.3
4	8121B4	CASE, METER :UPPER .....	0.3
5	8121A4	BRACKET, METER .....	0.4
6	4131Q2	COVER, METER :LOWER .....	0.3
7	8121B5	CASE, METER :LOWER .....	0.5
8	8121A3	SPEEDOMETER ASSEMBLY .....	0.4
10	8121B1	TACHOMETER ASSEMBLY .....	0.4
13	811160	CABLE, SPEEDOMETER .....	0.2
	8111C5	CABLE, SPEEDOMETER(A) .....	0.1
		.NOTE: Without cowling	

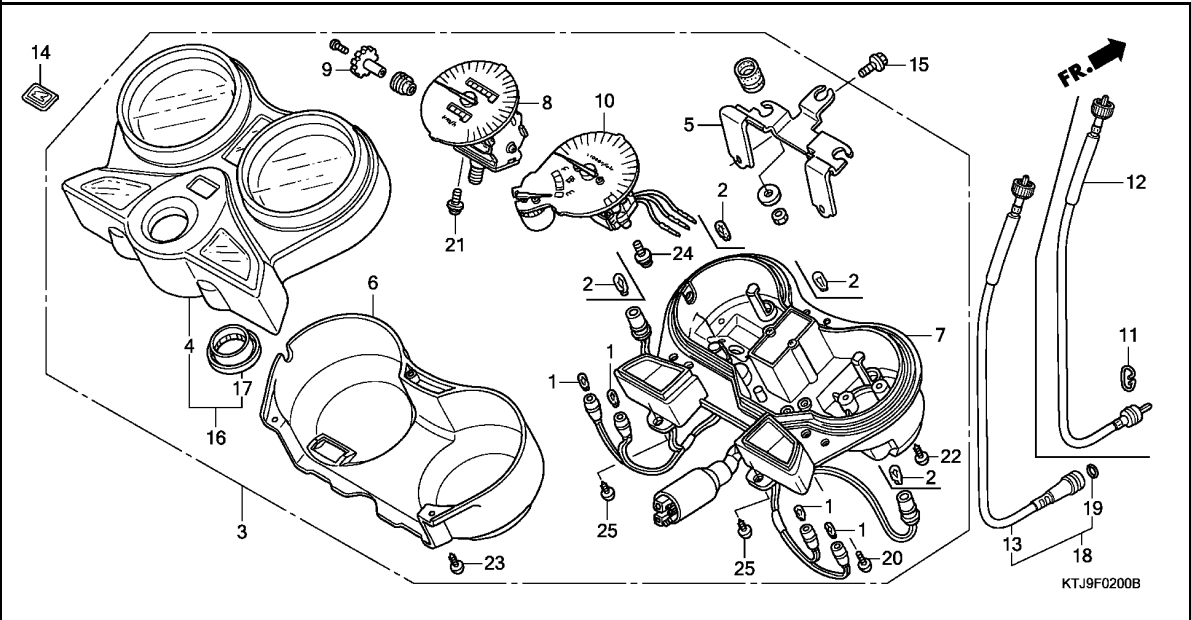
Ref. No.	Part No.	Description	Reqd. QTY				Serial No.	Parts catalogue code
			5	CGR125 8	A	B		
1	34909-GW3-980	BULB, WEDGE BASE(T10) (12V 3.4W)	4	4	-	-		
	34908-GW3-980	BULB, WEDGE BASE(12V 3W) ....	4	-	-	-		
	34909-KTJ-C61	BULB, WEDGE BASE(T10) (12V 3.4W)	-	-	4	4		
2	34908-GW3-980	BULB, WEDGE BASE(12V 3W) ....	4	-	-	-		
	34909-GW3-980	BULB, WEDGE BASE(T10) (12V 3.4W)	4	-	-	-		
3	37100-KTJ-900	METER ASSY., COMBINATION ....	1	-	-	-		
	37100-KTJ-910	.....	1	-	-	-		
	37100-KTJ-C00	.....	-	1	-	-		
	37100-KTJ-C61	.....	-	-	1	-		
	37100-KTJ-B01	.....	-	-	-	1	----- 52CH,62CH,82CH,92CH	
4	37140-KTJ-900	CASE COMP., UPPER .....	1	-	-	-	----- 5CH,6CH,8CH,9CH	
5	37120-KTJ-900	BRACKET .....	1	-	-	-		
	37120-KVC-890	.....	-	1	1	-		
	37120-KVC-901	.....	-	-	-	1	----- 52CH,62CH,82CH,92CH	
	37120-KVC-901	.....	-	-	-	1	----- 5CH,6CH,8CH,9CH	
6	37110-KTJ-900	COVER .....	1	-	-	-		
	37110-KVC-890	.....	-	1	1	-		
	37110-KVC-901	.....	-	-	-	1	----- 52CH,62CH,82CH,92CH	
	37110-KVC-901	.....	-	-	-	1	----- 5CH,6CH,8CH,9CH	
7	37150-KTJ-900	CASE COMP., INNER .....	1	-	-	-		
	37150-KTJ-910	.....	1	-	-	-		
	37150-KTJ-C00	.....	-	1	-	-		
	37150-KTJ-C61	.....	-	-	1	-		
	37150-KTJ-C61	.....	-	-	-	1	----- 52CH,62CH,82CH,92CH	







Ref. No.	Part No.	Description	Reqd. QTY				Serial No.	Parts catalogue code
			5	CGR125 8	A	B		
(7)	37150-KTJ-B01	CASE COMP., INNER .....	-	-	-	1	-----	5CH,6CH,8CH,9CH
8	37200-KTJ-900	SPEEDOMETER ASSY. ....	1	-	-	-	-----	
	37200-KTJ-C00	.....	-	1	-	-	-----	
	37200-KTJ-C61	.....	-	-	1	1	-----	
9	37213-KTJ-900	KNOB, TRIP METER .....	1	-	-	-	-----	
	37213-KVC-890	KNOB .....	-	1	1	-	-----	
		.....	-	-	-	1	-----	52CH,62CH,82CH,92CH
	37213-KVC-901	.....	-	-	-	1	-----	5CH,6CH,8CH,9CH
10	37250-KTJ-900	METER ASSY., TACHOMETER & FUEL	1	-	-	-	-----	
	37250-KTJ-910	.....	1	-	-	-	-----	
	37250-KTJ-C00	.....	-	1	-	-	-----	
	37250-KTJ-C61	.....	-	-	1	1	-----	
11	44604-KRF-S00	CLIP, SPEEDOMETER CABLE .....	1	1	1	1	-----	1CH,1CH/A,52CH,5CH,5SH,7SH,82CH,8CH
12	44830-KTJ-900	CABLE ASSY., SPEEDOMETER .....	1	-	-	-	-----	1CH,1CH/A
	44830-KTJ-901	.....	-	1	1	1	-----	52CH,5CH,5SH,7SH,82CH,8CH
13	44830-KTJ-910	CABLE ASSY., SPEEDOMETER .....	1	-	-	-	-----	2CH,2CH/A
14	86150-KRF-890	EMBLEM, PRODUCT .....	1	1	1	-	-----	
	86150-KTJ-C60	.....	-	-	-	1	-----	
15	95701-08016-08	BOLT, FLANGE, 8X16 .....	2	2	2	2	-----	
16	37140-KTJ-C00	CASE COMP., UPPER .....	-	1	-	-	-----	
	37140-KTJ-C61	.....	-	-	1	-	-----	
		.....	-	-	-	1	-----	52CH,62CH,82CH,92CH
	37140-KTJ-B01	.....	-	-	-	1	-----	5CH,6CH,8CH,9CH
17	37211-KVC-890	CUSHION, RUBBER .....	-	1	-	-	-----	
	37211-KVC-901	.....	-	-	1	1	-----	
18	44830-KRF-H80	CABLE ASSY., SPEEDOMETER .....	-	1	1	1	-----	62CH,6CH,6SH,92CH,9CH
19	91256-KK3-840	O-RING, 10X1.5 .....	-	1	1	1	-----	62CH,6CH,6SH,92CH,9CH



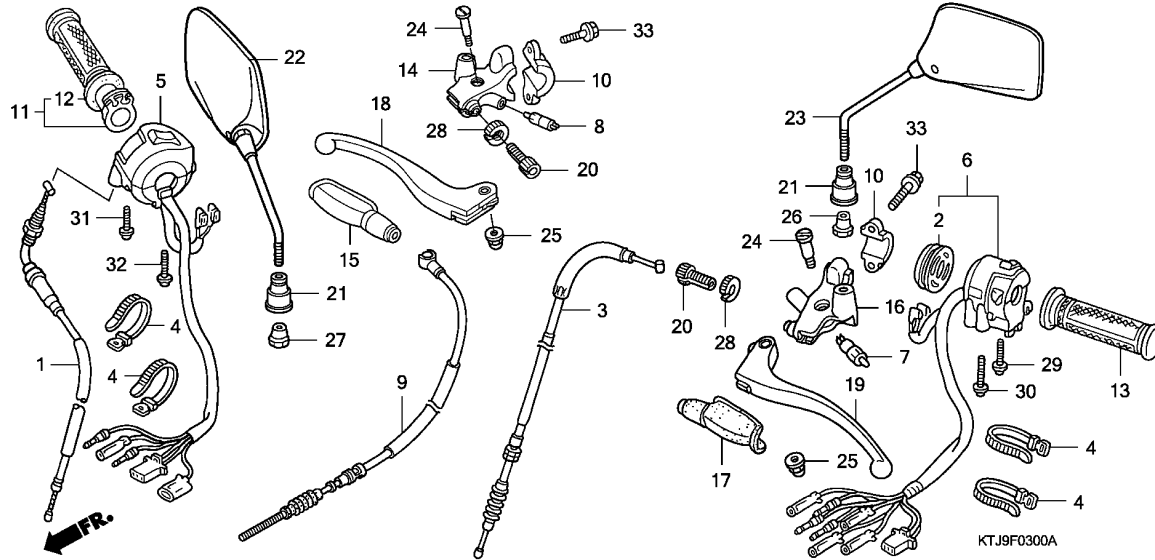
Ref. No.	Part No.	Description	Reqd. QTY				Serial No.	Parts catalogue code
			5	CGR125 8	A	B		

20	93500-03022-0A 37305-GFM-901	SCREW, PAN, 22MM SCREW-WASHER, 3X22	-	3	-	-		
			-	-	3	-	52CH,62CH,82CH,92CH	
21	93891-04012-00 90109-MZ0-008	SCREW-WASHER, 4X12 SCREW-WASHER, 4X10	-	2	-	-		
			-	-	2	-	52CH,62CH,82CH,92CH	
22	93901-22320 90101-GA7-003	SCREW, TAPPING, 3X12 SCREW, TAPPING, 3X14	-	3	-	-		
			-	-	3	-	52CH,62CH,82CH,92CH	
23	93901-22380 90101-KY6-008	SCREW, TAPPING, 3X12 SCREW, TAPPING, 3X14	-	3	-	-		
			-	-	3	-	52CH,62CH,82CH,92CH	
24	93891-04012-00 90109-KTJ-C60	SCREW-WASHER, 4X12 SCREW-WASHER, 4X8	-	2	-	-		
			-	-	2	-	52CH,62CH,82CH,92CH	
25	93901-22320 90101-KTJ-C60	SCREW, TAPPING, 3X12 SCREW, TAPPING, 3X10	-	2	-	-		
			-	-	2	-	52CH,62CH,82CH,92CH	

F-3

HANDLE LEVER/SWITCH/CABLE(CGR125SH5)

H 8



Ref. No.	L.O.N.	(Relative ref. Number) Description	F.R.T.
1	811100	CABLE, THROTTLE .....	0.4
3	811115	CABLE, CLUTCH .....	0.2
5	615120	SWITCH, STARTER KILL .....	0.4
6	615118	SWITCH, WINKER .....	0.4
7	6151A9	SWITCH, CLUTCH .....	0.2
8	6151B2	SWITCH, FRONT STOP .....	0.2
9	811125	CABLE, FRONT BRAKE .....	0.2
11	810150	GRIP, THROTTLE .....	0.2
12	8101C1	GRIP, HANDLE :RIGHT .....	0.2
13	8101C0	GRIP, HANDLE :LEFT .....	0.1
14	8101C9	BRACKET, HANDLE LEVER :RIGHT ..	0.2
16	8101C8	BRACKET, HANDLE LEVER :LEFT ..	0.2
	8101D0	BRACKET, HANDLE LEVER :BOTH ..	0.4
18	8101C7	LEVER, HANDLE :RIGHT .....	0.1
19	8101C6	LEVER, HANDLE :LEFT .....	0.1
	8101F5	LEVER, HANDLE :BOTH .....	0.2

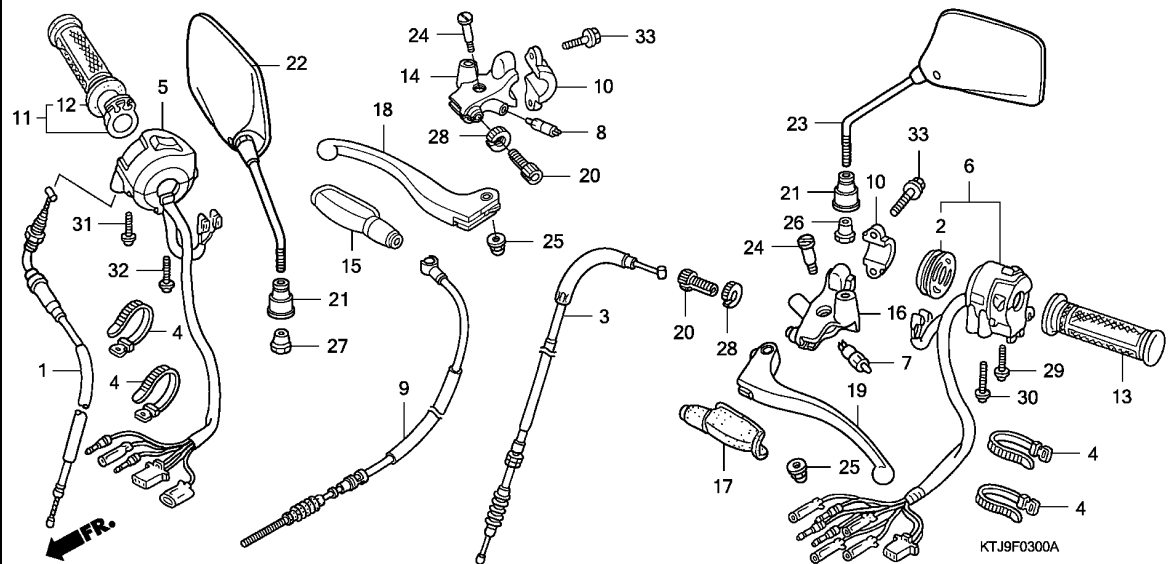
3

Ref. No.	Part No.	Description	Reqd. QTY				Serial No.	Parts catalogue code
			5	CGR125 8	A	B		
1	17910-KRF-B40	CABLE COMP., THROTTLE .....	1	-	-	-		
2	17962-KFJ-910	COVER .....	1	-	-	-		
3	22870-KTJ-900	CABLE COMP., CLUTCH .....	1	-	-	-		
4	32161-404-000	BAND B1, WIRE .....	4	-	-	-		
5	35150-KTJ-870	SWITCH ASSY., LIGHTING & STARTER KILL .....	1	-	-	-		
6	35200-KTJ-870	SWITCH ASSY., WINKER .....	1	-	-	-		
7	35330-KEJ-900	SWITCH COMP., FR. LEVER .....	1	-	-	-		
	35330-KEW-900	.....	1	-	-	-		
8	35330-KEJ-900	SWITCH COMP., FR. LEVER .....	1	-	-	-	1CH,1CH/A	
	35330-KEW-900	.....	1	-	-	-	1CH,1CH/A	
9	45450-KTJ-870	CABLE COMP., FR. BRAKE .....	1	-	-	-	1CH,1CH/A	
10	45517-KCS-W60	HOLDER, MASTER CYLINDER .....	2	-	-	-	1CH,1CH/A	
			1	-	-	-	2CH,2CH/A	
11	53140-KRF-S60	GRIP COMP., THROTTLE .....	1	-	-	-		
12	53165-KRF-S00	GRIP, R. HANDLE .....	1	-	-	-		
13	53166-KRF-S00	GRIP, L. HANDLE .....	1	-	-	-		
14	53171-KTJ-900	BRACKET, R. HANDLE LEVER .....	1	-	-	-	1CH,1CH/A	
15	53171-402-700	COVER, R. HANDLE LEVER .....	1	-	-	-	1CH,1CH/A	
16	53172-KCS-W60	BRACKET, L. HANDLE LEVER .....	1	-	-	-		
17	53172-402-700	COVER, L. HANDLE LEVER .....	1	-	-	-		
18	53175-KCS-W60	LEVER COMP., R. STEERING HANDLE .....	1	-	-	-	1CH,1CH/A	
19	53178-KCS-W60	LEVER COMP., L. HANDLE .....	1	-	-	-		
20	53192-KTJ-900	BOLT, WIRE ADJUSTING .....	2	-	-	-	1CH,1CH/A	
			1	-	-	-	2CH,2CH/A	

F-3

HANDLE LEVER/SWITCH/CABLE(CGR125SH5)

H 9



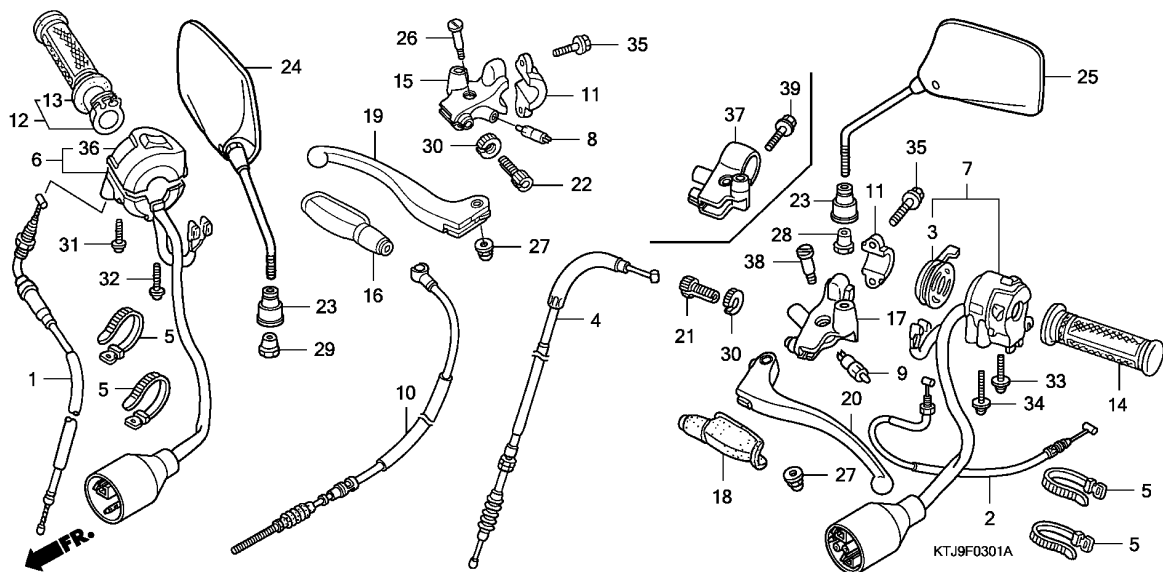
Ref. No.	Part No.	Description	Reqd. QTY			Serial No.	Parts catalogue code
			5	CGR125	8		
21	88113-GN5-900	CAP, LOCK NUT .....	2	-	-	-	
22	88210-KEW-950	MIRROR COMP., R. ....	1	-	-	-	
23	88220-KEW-950	MIRROR COMP., L. ....	1	-	-	-	
24	90113-KEJ-900	BOLT, L. HANDLE LEVER PIVOT ..	2	-	-	-	1CH,1CH/A
			1	-	-	-	2CH,2CH/A
25	90202-KTJ-900	NUT, CAP, 6MM .....	2	-	-	-	1CH,1CH/A
			1	-	-	-	2CH,2CH/A
26	90314-GN5-910	NUT, LOCK .....	1	-	-	-	
27	90314-KEW-900	NUT, LOCK(LEFT HAND THREAD) ..	1	-	-	-	
28	90321-KTJ-900	NUT, FIXING .....	2	-	-	-	1CH,1CH/A
			1	-	-	-	2CH,2CH/A
29	93500-05016-0G	SCREW, PAN, 5X16 .....	1	-	-	-	
30	93500-05020-0G	SCREW, PAN, 5X20 .....	1	-	-	-	
31	93500-05032-0G	SCREW, PAN, 5X32 .....	1	-	-	-	
32	93500-05040-0G	SCREW, PAN, 5X40 .....	1	-	-	-	
33	95801-06022-07	BOLT, FLANGE, 6X22 .....	4	-	-	-	1CH,1CH/A
			2	-	-	-	2CH,2CH/A

3

# F-3-1

# HANDLE LEVER/SWITCH/CABLE(CGR125SH8,A,B)

**H10**



Ref. No.	L.O.N.	(Relative ref. Number) Description	F.R.T.
1	811100	CABLE, THROTTLE .....	0.4
4	811115	CABLE, CLUTCH .....	0.2
6	615120	SWITCH, STARTER KILL .....	0.4
7	615118	SWITCH, WINKER .....	0.4
8	6151B2	SWITCH, FRONT STOP .....	0.2
9	6151A9	SWITCH, CLUTCH .....	0.2
10	811125	CABLE, FRONT BRAKE .....	0.2
12	810150	GRIP, THROTTLE .....	0.2
13	8101C1	GRIP, HANDLE :RIGHT .....	0.2
14	8101C0	GRIP, HANDLE :LEFT .....	0.1
15	8101C9	BRACKET, HANDLE LEVER :RIGHT ..	0.2
17	8101C8	BRACKET, HANDLE LEVER :LEFT ..	0.2
	8101D0	BRACKET, HANDLE LEVER :BOTH ..	0.4
19	8101C7	LEVER, HANDLE :RIGHT .....	0.1
20	8101C6	LEVER, HANDLE :LEFT .....	0.1
	8101F5	LEVER, HANDLE :BOTH .....	0.2
37	8101H7	BRACKET, HANDLE LEVER(A) :LEFT	0.5

.NOTE: '10- model

Ref. No.	Part No.	Description	Reqd. QTY				Serial No.	Parts catalogue code
			5	CGR125 8	A	B		
1	17910-KRF-B40	CABLE COMP., THROTTLE .....	-	1	-	-		
	17910-KTJ-C60	.....	-	1	-	-		
	17910-KTJ-B00	.....	-	-	-	1		
2	17950-KTJ-C00	CABLE COMP., CHOKE .....	-	1	-	-		
	17950-KWK-900	.....	-	-	1	1		
3	17962-KTT-890	LEVER COMP., CHOKE .....	-	1	-	-		
	17962-KWK-901	.....	-	-	1	-		
	17962-KTJ-B01	.....	-	-	1	-----	52CH,62CH,82CH,92CH	
	17962-KTJ-B01	.....	-	-	1	-----	5CH,6CH,8CH,9CH	
4	22870-KTJ-900	CABLE COMP., CLUTCH .....	-	1	-	-		
	22870-KTJ-C60	.....	-	-	1	1		
5	32161-404-000	BAND B1, WIRE .....	-	4	4	2	-----	5CH,5SH,6CH,6SH,7SH,8CH,9CH
		.....	-	-	-	4	-----	52CH,62CH,82CH,92CH
6	35150-KVC-890	SWITCH ASSY., LIGHTING & STARTER KILL .....	-	1	-	-		
	35150-KTJ-C61	.....	-	-	1	-		
	35150-KTJ-B01	.....	-	-	1	-----	52CH,62CH,82CH,92CH	
	35150-KTJ-B01	.....	-	-	1	-----	5CH,6CH,8CH,9CH	
7	35200-KTJ-C20	SWITCH ASSY., WINKER .....	-	1	-	-		
	35200-KTJ-C61	.....	-	-	1	-		
	35200-KTJ-B01	.....	-	-	1	-----	52CH,62CH,82CH,92CH	
	35200-KTJ-B01	.....	-	-	1	-----	5CH,6CH,8CH,9CH	
8	35330-KEJ-900	SWITCH COMP., FR. LEVER .....	-	1	1	1	-----	52CH,5CH,5SH,7SH,82CH,8CH
9	35330-KEW-900	SWITCH COMP., FR. LEVER .....	-	1	-	-		
	35330-KWK-901	.....	-	-	1	1		
10	45450-KTJ-870	CABLE COMP., FR. BRAKE .....	-	1	1	1	-----	52CH,5CH,5SH,7SH,82CH,8CH

**3**

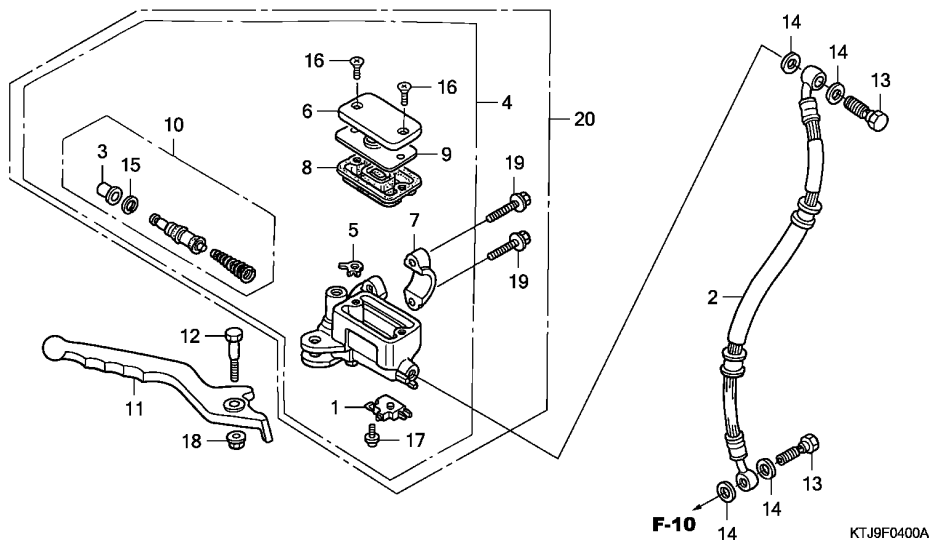
Ref. No.	Part No.	Description	Reqd. QTY				Serial No.	Parts catalogue code
			5	CGR125 8	A	B		
11	45517-KTJ-940	HOLDER, MASTER CYLINDER .....	-	2	-	-	5SH,7SH	
			-	1	-	-	6SH	
			-	-	1	1	52CH,5CH,82CH,8CH	
12	53140-KRF-S60	GRIP COMP., THROTTLE .....	-	1	1	1		
13	53165-KRF-S00	GRIP, R. HANDLE .....	-	1	1	1		
14	53166-KRF-S00	GRIP, L. HANDLE .....	-	1	1	1		
15	53171-KTJ-C00	BRACKET, R. HANDLE LEVER ....	-	1	1	1	52CH,5CH,5SH,7SH,82CH,8CH	
16	53171-402-700	COVER, R. HANDLE LEVER .....	-	1	1	1	52CH,5CH,5SH,7SH,82CH,8CH	
17	53172-KCS-W60	BRACKET, L. HANDLE LEVER ....	-	1	-	-		
18	53172-402-700	COVER, L. HANDLE LEVER .....	-	1	1	1		
19	53175-KTJ-C00	LEVER COMP., R. HANDLE .....	-	1	1	1	52CH,5CH,5SH,7SH,82CH,8CH	
20	53178-KTJ-C00	LEVER COMP., L. HANDLE .....	-	1	-	-		
	53178-KWK-900	LEVER, L. STEERING HANDLE ...	-	-	1	1		
21	53192-KTJ-900	BOLT, WIRE ADJUSTING .....	-	1	1	1		
22	53193-KTJ-900	BOLT, CABLE ADJUST .....	-	1	1	1	52CH,5CH,5SH,7SH,82CH,8CH	
23	88113-GN5-900	CAP, LOCK NUT .....	-	2	2	2		
24	88210-KEW-950	MIRROR COMP., R. ....	-	1	1	1		
25	88220-KEW-950	MIRROR COMP., L. ....	-	1	1	1		
26	90113-KEJ-900	BOLT, L. HANDLE LEVER PIVOT - (R. SIDE)	-	1	1	1	52CH,5CH,5SH,7SH,82CH,8CH	
27	90202-KTJ-900	NUT, CAP, 6MM .....	-	2	2	-	5CH,5SH,7SH	
			-	1	-	-	6SH	
			-	-	1	-	6CH	
			-	-	-	2	52CH,5CH,82CH,8CH	
			-	-	-	1	62CH,6CH,92CH,9CH	
28	90314-GN5-910	NUT, LOCK .....	-	1	1	1		
29	90314-KEW-900	NUT, LOCK(LEFT HAND THREAD) -	-	1	1	1		
30	90321-KTJ-900	NUT, FIXING .....	-	2	2	-	5CH,5SH,7SH	
			-	1	-	-	6SH	
			-	-	1	-	6CH	
			-	-	-	2	52CH,5CH,82CH,8CH	
			-	-	-	1	62CH,6CH,92CH,9CH	
31	93500-05016-0G	SCREW, PAN, 5X16 .....	-	1	-	-		
	93500-05020-0G	SCREW, PAN, 5X20 .....	-	-	1	1		
32	93500-05020-0G	SCREW, PAN, 5X20 .....	-	1	-	-		
	93500-05025-0G	SCREW, PAN, 5X25 .....	-	-	1	1		
33	93892-05035-07	SCREW-WASHER, 5X35 .....	-	1	-	-		
	93500-05035-0G	SCREW, PAN, 5X35 .....	-	-	1	1		
34	93892-05045-07	SCREW-WASHER, 5X45 .....	-	1	-	-		
	93500-05045-0G	SCREW, PAN, 5X45 .....	-	-	1	1		
35	95801-06022-07	BOLT, FLANGE, 6X22 .....	-	4	-	-	5SH,7SH	
			-	2	-	-	6SH	
			-	-	2	2	52CH,5CH,82CH,8CH	
36	35153-KWK-901	CASE, R. UPPER .....	-	-	1	1		
37	53172-KWK-900	BRACKET, L. HANDLE LEVER ....	-	-	1	1		
38	90113-KEJ-900	BOLT, L. HANDLE LEVER PIVOT -	-	1	-	-		
	90113-422-000	BOLT, L. STEERING HANDLE LEVER PIVOT	-	-	1	1		
39	96001-06022-07	BOLT, FLANGE, 6X22 .....	-	-	1	1		



F-4

FR. BRAKE MASTER CYLINDER

H12



Ref. No.	L.O.N.	(Relative ref. Number) Description	F.R.T.
1	6151B2	SWITCH, FRONT STOP .....	0.1
2	7121A0	HOSE, FRONT BRAKE .....	0.4
		.INCLUDES: Bleed brakes (20)	
4	712105	CYLINDER, FRONT BRAKE MASTER .	0.4
		.INCLUDES: Bleed brakes	
8	7121G6	DIAPHRAGM, FRONT BRAKE MASTER	0.1
		CYLINDER .....	
10	7121G9	PISTON SET, FRONT BRAKE MASTER	0.4
		.INCLUDES: Bleed brakes	
11	8101C7	LEVER, HANDLE :RIGHT .....	0.1
	8101F5	LEVER, HANDLE :BOTH .....	0.2

Ref. No.	Part No.	Description	Reqd. QTY				Serial No.	Parts catalogue code
			5	CGR125 8	A	B		
1	35340-KRF-C90	SWITCH ASSY., FR. STOP .....	1	1	1	-	2CH,2CH/A,6CH,6SH	
	35340-GW3-980	.....	1	-	-	-	2CH,2CH/A	
	35340-KRF-C91	.....	-	-	-	1	62CH,6CH,92CH,9CH	
2	45126-KTJ-880	HOSE COMP., FR. BRAKE .....	1	-	-	-	2CH,2CH/A	
	45126-KTJ-881	.....	1	-	-	-	2CH,2CH/A	
	45126-KTJ-882	.....	-	1	1	1	62CH,6CH,6SH,92CH,9CH	
3	45504-KSY-880	BOOT COMP. ....	1	1	-	-	2CH,2CH/A,6SH	
	45504-GW3-980	.....	1	-	-	-	2CH,2CH/A	
	45504-KSY-901	.....	-	-	1	1	62CH,6CH,92CH,9CH	
4	45510-KRF-T10	CYLINDER SUB ASSY., FR. BRAKE	1	-	-	-	2CH,2CH/A	
	MASTER	.....	1	1	-	-	2CH,2CH/A,6SH	
	45512-KSY-980	.....	1	-	-	-	2CH,2CH/A	
	45512-KSY-901	.....	-	-	1	1	62CH,6CH,92CH,9CH	
6	45513-KSY-880	CAP, MASTER CYLINDER .....	1	1	-	-	2CH,2CH/A,6SH	
	45513-KPN-910	CAP, OIL CUP .....	1	-	-	-	2CH,2CH/A	
	45513-KSY-901	CAP, MASTER CYLINDER .....	-	-	1	1	62CH,6CH,92CH,9CH	
7	45517-KSY-880	HOLDER, MASTER CYLINDER .....	1	1	-	-	2CH,2CH/A,6SH	
	45517-KCW-880	.....	1	-	-	-	2CH,2CH/A	
	45517-KSY-901	.....	-	-	1	1	62CH,6CH,92CH,9CH	
8	45520-KSY-880	DIAPHRAGM .....	1	1	-	-	2CH,2CH/A,6SH	
	45520-GW3-980	.....	1	-	-	-	2CH,2CH/A	
	45520-KSY-901	.....	-	-	1	1	62CH,6CH,92CH,9CH	
9	45521-KSY-880	PLATE, DIAPHRAGM .....	1	1	-	-	2CH,2CH/A,6SH	
	45521-GW3-980	.....	1	-	-	-	2CH,2CH/A	
	45521-KSY-901	.....	-	-	1	1	62CH,6CH,92CH,9CH	
10	45530-KRF-H60	CYLINDER SET, MASTER .....	1	1	-	-	2CH,2CH/A,6SH	
	45530-KEJ-900	.....	1	-	-	-	2CH,2CH/A	

3

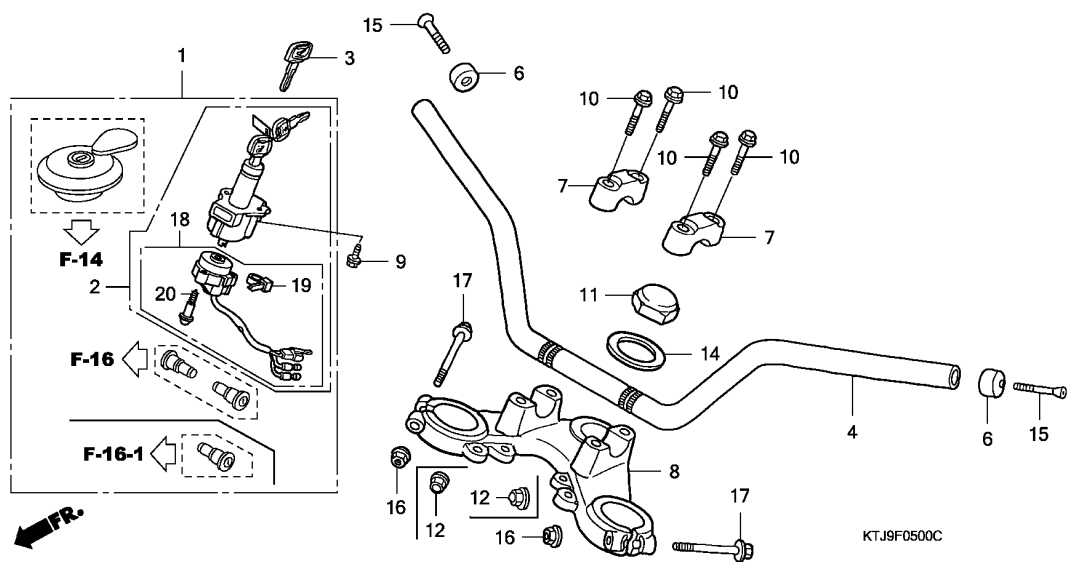
Ref. No.	Part No.	Description	Reqd. QTY				Serial No.	Parts catalogue code
			5	8	A	B		
10)	45530-KRF-C91	CYLINDER SET, MASTER .....	-	-	1	1	-----	62CH,6CH,92CH,9CH
11	53175-KRF-H60	LEVER, R. STEERING HANDLE ...	1	1	-	-	-----	2CH,2CH/A,6SH
	53175-KPN-910	.....	1	-	-	-	-----	2CH,2CH/A
	53175-KRF-C91	.....	-	-	1	1	-----	62CH,6CH,92CH,9CH
12	90114-KSY-880	BOLT, HANDLE LEVER .....	1	1	-	-	-----	2CH,2CH/A,6SH
	90114-GW3-980	.....	1	-	-	-	-----	2CH,2CH/A
	90114-KSY-901	.....	-	-	1	1	-----	62CH,6CH,92CH,9CH
13	90145-KEH-901	BOLT, OIL, 10X22 .....	2	2	-	-	-----	2CH,2CH/A,6SH
	90145-GW3-981	.....	-	-	2	2	-----	62CH,6CH,92CH,9CH
14	90545-KCW-880	WASHER, OIL BOLT .....	4	4	4	4	-----	2CH,2CH/A,62CH,6CH,6SH,92CH,9CH
15	90651-KSY-880	CIRCLIP .....	1	1	-	-	-----	2CH,2CH/A,6SH
	90653-GW3-980	.....	1	-	-	-	-----	2CH,2CH/A
	90651-KSY-901	.....	-	-	1	1	-----	62CH,6CH,92CH,9CH
16	90101-KSY-880	SCREW, FLAT, 4X12 .....	2	2	-	-	-----	2CH,2CH/A,6SH
	93600-04012-1A	.....	2	-	-	-	-----	2CH,2CH/A
	90101-KSY-901	.....	-	-	2	2	-----	62CH,6CH,92CH,9CH
17	90103-KSY-880	SCREW-WASHER, 4X12 .....	1	1	-	-	-----	2CH,2CH/A,6SH
	93893-04012-17	.....	1	-	-	-	-----	2CH,2CH/A
	90103-KSY-901	.....	-	-	1	1	-----	62CH,6CH,92CH,9CH
18	90301-KSY-880	NUT, HEX., 6MM .....	1	1	-	-	-----	2CH,2CH/A,6SH
	94050-06000	NUT, FLANGE, 6MM .....	1	-	-	-	-----	2CH,2CH/A
	90301-KSY-901	NUT, HEX., 6MM .....	-	-	1	1	-----	62CH,6CH,92CH,9CH
19	90102-KSY-880	BOLT, FLANGE, 6X22 .....	2	2	-	-	-----	2CH,2CH/A,6SH
	96001-06022-07	.....	2	-	-	-	-----	2CH,2CH/A
	90102-KSY-901	.....	-	-	2	2	-----	62CH,6CH,92CH,9CH
20	45510-KRF-H60	CYLINDER SUB ASSY., FR. BRAKE MASTER	1	1	-	-	-----	2CH,2CH/A,6SH
	45510-KRF-C91	.....	-	-	1	1	-----	62CH,6CH,92CH,9CH



F-5

HANDLE PIPE/TOP BRIDGE

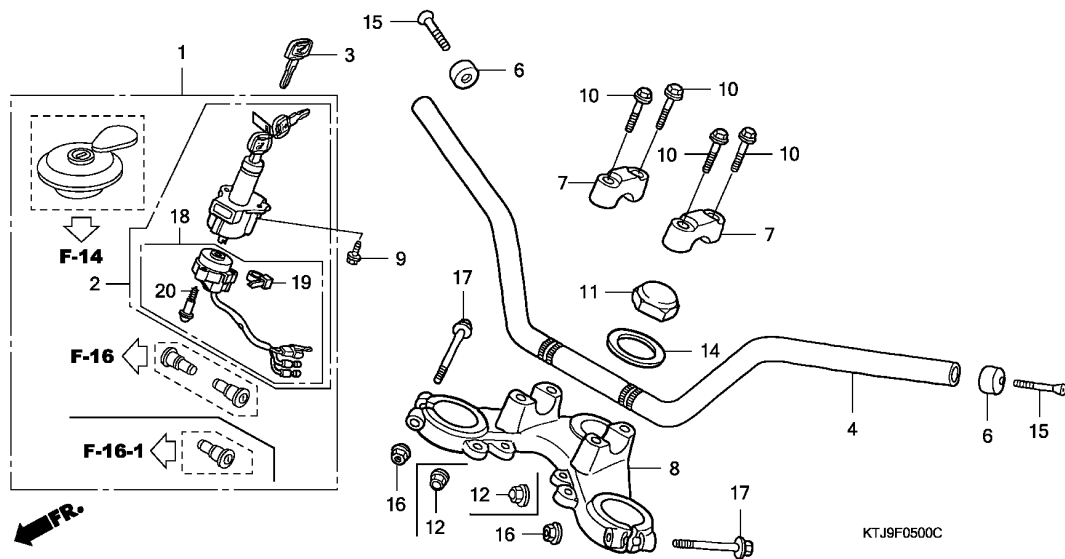
H14



Ref. No.	L.O.N.	(Relative ref. Number) Description	F.R.T.
1	6151A1	KEY SET .....	0.7
2	615145	SWITCH, COMBINATION & LOCK ...	0.6
4	810100	PIPE, STEERING HANDLE .....	0.5
8	510110	BRIDGE, FORK TOP .....	0.6
18	6151C2	BASE, CONTACT .....	0.6

3

Ref. No.	Part No.	Description	Reqd. QTY				Serial No.	Parts catalogue code
			5	CGR125 8	A	B		
1	35010-KTJ-870	KEY SET .....	1	-	-	-		
	35010-KTJ-C00	.....	-	1	-	-		
	35010-KTJ-C60	.....	-	-	1	-		
	35010-KTJ-B20	.....	-	-	-	1	----- 52CH,62CH,82CH,92CH	
	35010-KTJ-B00	.....	-	-	-	1	----- 5CH,6CH,8CH,9CH	
2	35100-KTJ-870	SWITCH ASSY., COMBINATION & LOCK	1	-	-	-		
	35100-KVC-890	.....	-	1	-	-		
	35100-KWK-901	.....	-	-	1	-		
	35100-KTJ-B21	.....	-	-	-	1	----- 52CH,62CH,82CH,92CH	
	35100-KTJ-B01	.....	-	-	-	1	----- 5CH,6CH,8CH,9CH	
3	35121-KPN-710	KEY, BLANK .....	(1)	(1)	-	-		
	35121-KTT-890	.....	-	-	(1)	-		
	35121-KTJ-B00	.....	-	-	-	(1)		
4	53100-KTJ-900	PIPE, STEERING HANDLE .....	1	1	-	-	----- 1CH,1CH/A,5SH,7SH	
	53100-KTJ-910	.....	1	1	-	-	----- 2CH,2CH/A,6SH	
	53100-KTJ-C60	.....	-	-	1	1	----- 52CH,5CH,82CH,8CH	
	53100-KTJ-C70	.....	-	-	1	1	----- 62CH,6CH,92CH,9CH	
6	53107-KRF-S00	WEIGHT, STEERING HANDLE .....	2	2	-	-		
	53107-KRF-S01	.....	-	-	2	2		
7	53131-KCS-W60	HOLDER, HANDLE UPPER .....	2	-	-	-		
	53131-KPN-J00	.....	-	2	2	2		
8	53231-KRF-S00	BRIDGE, FORK TOP .....	1	1	1	1		
9	90104-MJ1-000	BOLT, FLANGE, 8X19 .....	2	2	2	2		
10	90117-383-000	BOLT, FLANGE, 6X28 .....	4	4	4	4		
11	90304-KRF-S00	NUT, STEERING STEM .....	1	1	1	1		
12	90310-KRF-S10	NUT, FLANGE CAP, 8MM .....	2	2	2	2	----- 2CH,2CH/A,62CH,6CH,6SH,92CH,9CH	
14	90503-KRF-S00	WASHER, STEERING STEM .....	1	1	1	1		

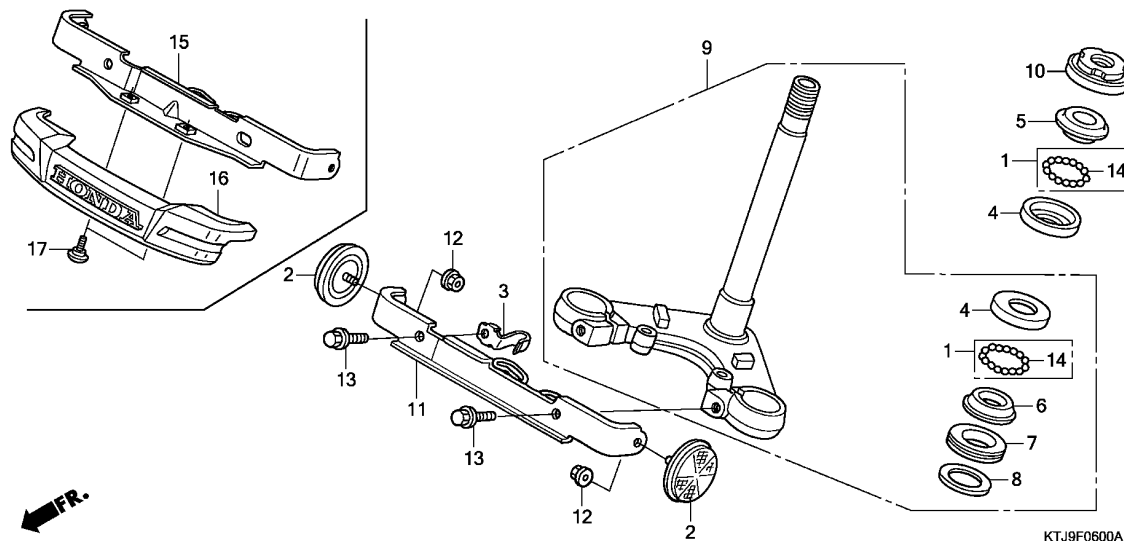


Ref. No.	Part No.	Description	Reqd. QTY				Serial No.	Parts catalogue code
			5	CGR125 8	A	B		
15	93600-06045-0A	SCREW, FLAT, 6X45	2	2	2	2		
16	94050-08080	NUT, FLANGE, 8MM	2	2	2	2	-----	1CH,1CH/A,52CH,5CH,5SH,7SH,82CH,8CH
17	95801-08055-08	BOLT, FLANGE, 8X55	2	2	2	2		
18	35101-KWK-901	BASE COMP., CONTACT	-	-	1	-		
	35101-KTJ-B21		-	-	-	1	-----	52CH,62CH,82CH,92CH
	35101-KTJ-B01		-	-	-	1	-----	5CH,6CH,8CH,9CH
19	91058-KC6-950	BAND, SELF LOCK	-	-	1	1		
20	91059-MZ0-760	SCREW, TAPPING, 3X16	-	-	3	3		

F-6

STEERING STEM

H16



Ref. No.	L.O.N.	(Relative ref. Number) Description	F.R.T.
4	5101A0	RACE, STEERING BALL :UPPER ...	1.0
	5101A1	RACE, STEERING BALL :LOWER ...	1.0
	5101C9	RACE, STEERING BALL :BOTH ....	1.0
5	5101A9	RACE, STEERING TOP CONE .....	0.5
6		(7,8)	
	5101B0	RACE, STEERING BOTTOM CONE ...	1.1
9	510100	STEM OR SHAFT ASSY., STEERING	1.0
10	5101B2	THREAD, STEERING HEAD TOP ....	0.5

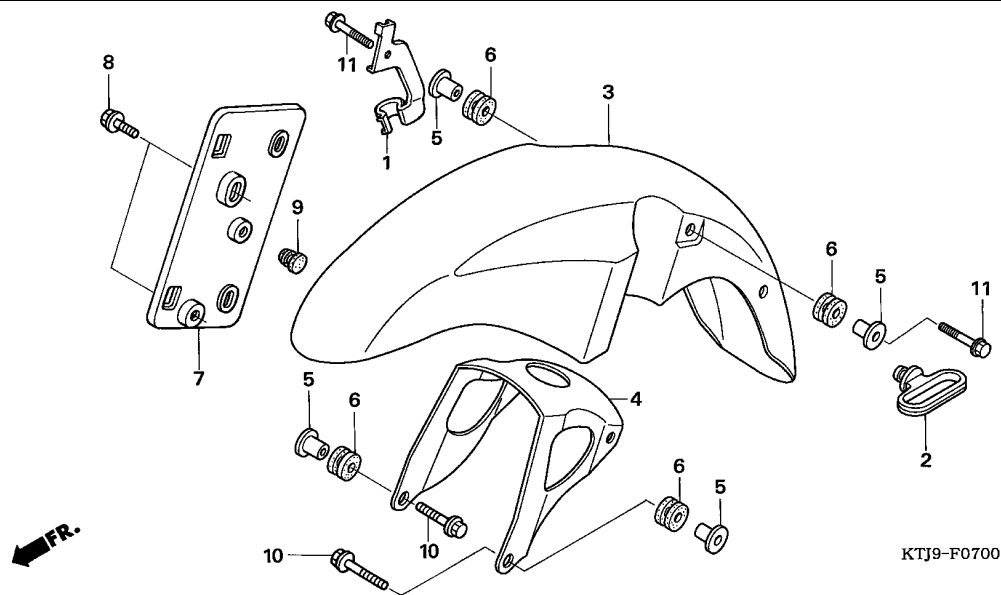
3

Ref. No.	Part No.	Description	Reqd. QTY				Serial No.	Parts catalogue code
			5	CGR125 8	A	B		
1	06531-KAN-630	BALL ASSY., STEEL, #6X21 ....	2	2	-	-		
	06530-KRF-H70	.....	-	-	2	2		
2	33741-KSH-900	REFLECTOR, RR. REFLEX .....	2	2	2	2		
3	45155-KRF-S10	CLAMPER A, FR. BRAKE HOSE ...	1	1	1	1	----- 2CH,2CH/A,62CH,6CH,6SH,92CH,9CH	
4	50301-KRF-S00	RACE, STEERING BALL .....	2	2	2	2		
5	53211-KRF-S00	RACE, STEERING TOP CONE .....	1	1	1	1		
6	53212-KRF-S00	RACE, STEERING BOTTOM CONE ..	1	1	1	1		
7	53214-KRF-S00	DUST SEAL, STEERING HEAD ....	1	1	1	1		
8	53215-KRF-S00	WASHER, STEERING HEAD DUST						
		SEAL	1	1	1	1		
9	53219-KRF-S00	STEM SUB ASSY., STEERING ....	1	1	1	1		
10	53220-KRF-S00	THREAD ASSY., STEERING HEAD						
		TOP	1	1	1	1		
11	61305-KTJ-900	STAY, FR. REFLEX REFLECTOR ..	1	1	1	-	----- 52CH,62CH,82CH,92CH	
			-	-	-	1		
12	94001-06000-0S	NUT, HEX., 6MM .....	2	2	2	2		
	94050-06000	NUT, FLANGE, 6MM .....	2	-	-	-		
13	95701-08040-08	BOLT, FLANGE, 8X40 .....	2	2	2	2		
14	96211-06000	BALL, STEEL, #6(3/16) .....	42	42	-	-		
	90971-KRS-C00	.....	-	-	42	42		
15	61305-KTJ-940	STAY, FR. REFLEX REFLECTOR ..	-	-	-	1	----- 5CH,6CH,8CH,9CH	
16	61320-KTJ-941	EMBLEM ASSY., FR. ....	-	-	-	1	----- 5CH,6CH,8CH,9CH	
17	90123-MC7-000	SCREW, METER VISOR SETTING ..	-	-	-	2	----- 5CH,6CH,8CH,9CH	

F-7

FRONT FENDER

11



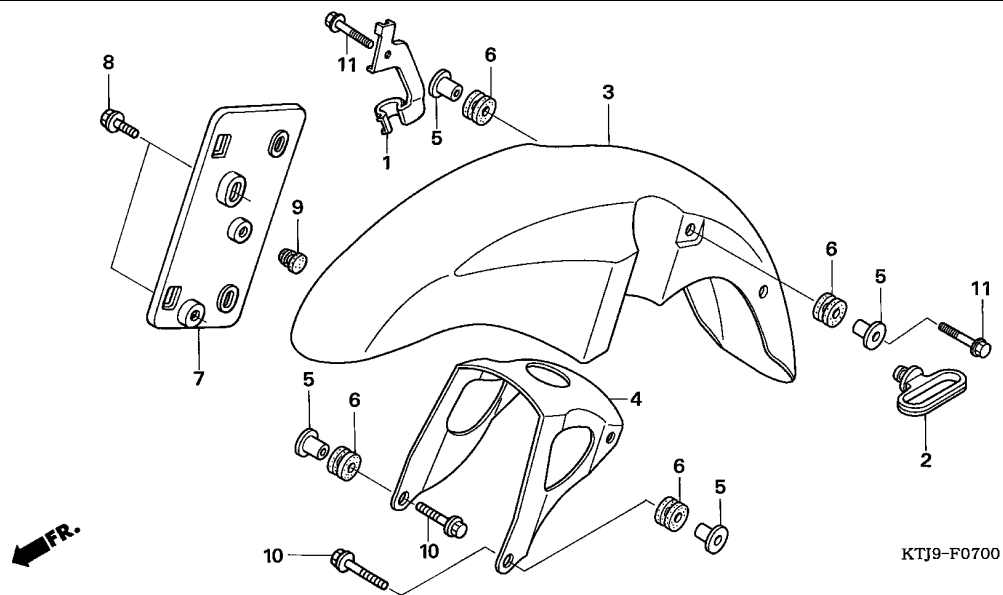
Ref. No.	L.O.N.	(Relative ref. Number) Description	F.R.T.
3	4131B7	FENDER, FRONT .....	0.2
4	4131C2	STAY, FRONT FENDER .....	0.2

Ref. No.	Part No.	Description	Reqd. QTY				Serial No.	Parts catalogue code
			5	CGR125 8	A	B		
1	45156-KTJ-910	CLAMPER, FR. BRAKE HOSE .....	1	-	-	-	----- 2CH,2CH/A	
	45156-KTJ-C10	.....	-	1	1	1	----- 62CH,6CH,6SH,92CH,9CH	
2	45451-473-000	GUIDE, FR. FENDER CABLE .....	1	1	1	1		
3	61100-KTJ-900ZA	FENDER, FR. *NHA50M*						
		STORMING DARK GRAY METALLIC	1	-	-	-		
	61100-KTJ-900ZB	*NH411M*FORCE SILVER METALLIC	1	-	-	-		
	61100-KTJ-900ZC	*PB361C*...CANDY CENTURY BLUE	1	-	-	-		
	61100-KTJ-900ZD	*R264C*.....CANDY LUCID RED	1	-	-	-		
	61100-KTJ-C00ZA	*NHA64P*...PEARL COSMIC BLACK	-	1	-	-		
	61100-KTJ-C00ZB	*PB323C*...CANDY ARUJA BLUE	-	1	-	-		
	61100-KTJ-C00ZC	*R264C*.....CANDY LUCID RED	-	1	-	-		
	61100-KTJ-C60ZA	*NHA64P*...PEARL COSMIC BLACK	-	-	1	-		
	61100-KTJ-C60ZB	*PB323C*...CANDY ARUJA BLUE	-	-	1	-		
	61100-KTJ-C60ZC	*R264C*.....CANDY LUCID RED	-	-	1	-		
	61100-KTJ-B00ZB	*2TN790*						
		STORMING DARK GRAY METALLIC/MAT BLACK(#15-#20)	-	-	-	1	----- 52CH,5CH,62CH,6CH	
	61100-KTJ-B00ZC	*2TN788*						
		CANDY CENTURY BLUE/MAT BLACK(#15-#20)	-	-	-	1	----- 52CH,5CH,62CH,6CH	
	61100-KTJ-B00ZD	*2TN480*						
		CANDY LUCID RED/ MAT BLACK (#15-#20)	-	-	-	1	----- 52CH,5CH,62CH,6CH	
	61100-KTJ-B00ZE	*2TN098*						
		PEARL PROCYON BLACK/ MAT BLACK (#15-#20)	-	-	-	1	----- 52CH,5CH,62CH,6CH	

3

F-7

FRONT FENDER



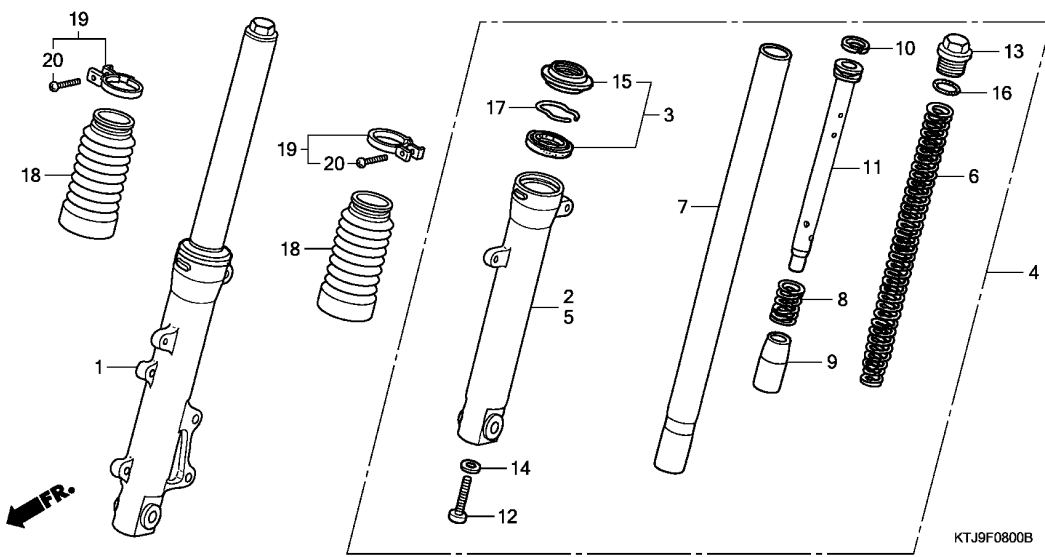
3

Ref. No.	Part No.	Description	Reqd. QTY				Serial No.	Parts catalogue code
			5	CGR125	A	B		
(3)	61100-KTJ-B00ZA	FENDER, FR. *2TN877* PEARL CANCER WHITE/ MAT BLACK (#15-#20)	-	-	-	1	----- 82CH,8CH,92CH,9CH	
4	61102-KTJ-900	STAY, FR. FENDER .....	1	-	-	-		
	61102-KTJ-C00	.....	-	1	1	1		
5	61103-KEJ-660	COLLAR, FR. FENDER MOUNTING ..	4	4	4	4		
6	61104-KEJ-660	RUBBER, FR. FENDER MOUNTING ..	4	4	4	4		
7	84703-KTJ-900	PLATE, FR. NUMBER PLATE BACK	1	1	1	1		
8	90111-162-000	BOLT, FLANGE, 6MM .....	2	2	2	2		
9	90572-KV3-300	RUBBER, SEPARATOR MOUNTING ..	1	1	1	1		
10	95701-06025-08	BOLT, FLANGE, 6X25 .....	2	2	2	2		
11	96001-06032-02	BOLT, FLANGE, 6X32 .....	2	2	2	2		

F-8

FRONT FORK

13



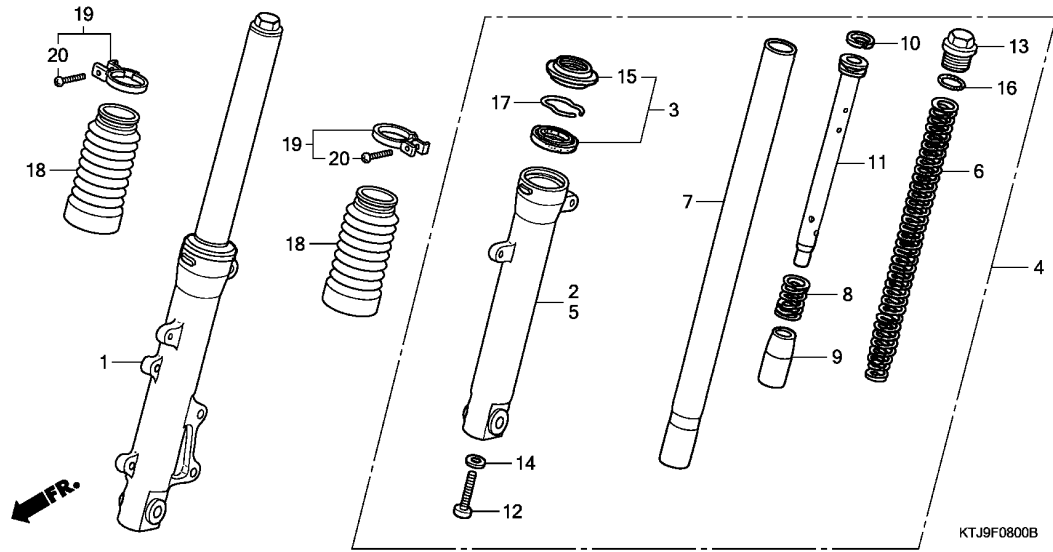
Ref. No.	L.O.N.	(Relative ref. Number) Description	F.R.T.
1	5111C3	FORK ASSY., FRONT :RIGHT .....	0.6
2	5111D2	CASE, BOTTOM :RIGHT .....	1.0
3	5111E7	SEAL SET, FRONT FORK :LEFT ...	1.0
	5111E8	SEAL SET, FRONT FORK :RIGHT ..	1.0
	5111E9	SEAL SET, FRONT FORK :BOTH ...	1.7
4	5111C2	FORK ASSY., FRONT :LEFT .....	0.6
	5111C4	FORK ASSY., FRONT :BOTH .....	0.8
5	5111D1	CASE, BOTTOM :LEFT .....	1.0
	5111D3	CASE, BOTTOM :BOTH .....	1.7
6	5111C5	SPRING, FRONT FORK :LEFT .....	0.2
	5111C6	SPRING, FRONT FORK :RIGHT .....	0.2
	5111C7	SPRING, FRONT FORK :BOTH .....	0.4
7		(8,9,10,11)	
	5111G2	PIPE, FRONT FORK :LEFT .....	0.9
	5111G3	PIPE, FRONT FORK :RIGHT .....	0.9
	5111G4	PIPE, FRONT FORK :BOTH .....	1.5
18	5111J9	BOOT, FRONT FORK :LEFT .....	0.6
	5111K0	BOOT, FRONT FORK :RIGHT .....	0.6
	5111K1	BOOT, FRONT FORK :BOTH .....	0.7

Ref. No.	Part No.	Description	Reqd. QTY				Serial No.	Parts catalogue code
			5	CGR125	8	A B		
1	51400-KTJ-901	FORK ASSY., R. FR. ....	1	-	-	1	-----	1CH,1CH/A,52CH,5CH,82CH,8CH
	51400-KTJ-911	.....	1	-	-	1	-----	2CH,2CH/A,62CH,6CH,92CH,9CH
	51480-KTJ-C00	FORK SUB ASSY., R. FR. ....	-	1	1	-	-----	5CH,5SH,7SH
	51480-KTJ-C10	.....	-	1	1	-	-----	6CH,6SH
2	51420-KTJ-900	CASE, R. FR. BOTTOM .....	1	-	-	1	-----	1CH,1CH/A,52CH,5CH,82CH,8CH
	51420-KTJ-910	.....	1	-	-	1	-----	2CH,2CH/A,62CH,6CH,92CH,9CH
	51420-KTJ-C00	.....	-	1	1	-	-----	5CH,5SH,7SH
	51420-KTJ-C10	.....	-	1	1	-	-----	6CH,6SH
3	51490-KTJ-900	SEAL SET, FR. FORK .....	2	2	2	2	-----	
4	51500-KTJ-901	FORK ASSY., L. FR. ....	1	-	-	1	-----	1CH,1CH/A,52CH,5CH,82CH,8CH
	51500-KTJ-911	.....	1	-	-	1	-----	2CH,2CH/A,62CH,6CH,92CH,9CH
	51580-KTJ-C00	FORK SUB ASSY., L. FR. ....	-	1	1	-	-----	5CH,5SH,7SH
	51580-KTJ-C10	.....	-	1	1	-	-----	6CH,6SH
5	51520-KTJ-900	CASE, L. FR. BOTTOM .....	1	-	-	1	-----	1CH,1CH/A,52CH,5CH,82CH,8CH
	51520-KTJ-910	.....	1	-	-	1	-----	2CH,2CH/A,62CH,6CH,92CH,9CH
	51520-KTJ-C00	.....	-	1	1	-	-----	5CH,5SH,7SH
	51520-KTJ-C10	.....	-	1	1	-	-----	6CH,6SH
6	51401-KTJ-900	SPRING, FR. FORK .....	2	2	2	2	-----	
7	51410-KTJ-900	PIPE COMP., FR. FORK .....	2	2	2	2	-----	
8	51413-KTJ-900	SPRING, REBOUND .....	2	2	2	2	-----	
9	51432-KTJ-900	PIECE, OIL LOCK .....	2	2	2	2	-----	
10	51437-KTJ-900	RING, PISTON .....	2	2	2	2	-----	
11	51440-KTJ-900	PIPE, SEAT .....	2	2	2	2	-----	
12	90116-KTJ-900	BOLT, SOCKET, 8MM .....	2	2	2	2	-----	
13	90123-KTJ-900	BOLT, FR. FORK .....	2	2	2	2	-----	
14	90544-KTJ-900	WASHER, SPECIAL, 8MM .....	2	2	2	2	-----	
15	91254-KTJ-900	SEAL, DUST .....	2	2	2	2	-----	

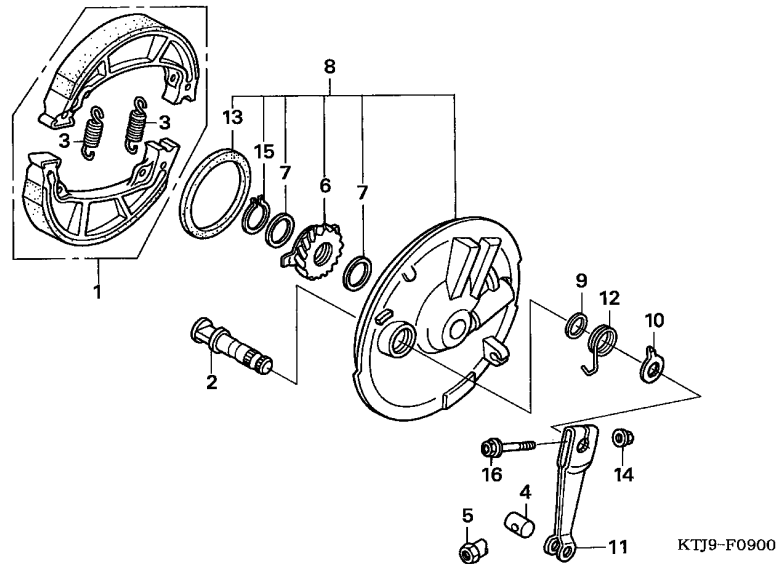
3

F-8

FRONT FORK



Ref. No.	Part No.	Description	Reqd. QTY				Serial No.	Parts catalogue code
			5	CGR125 8	A	B		
16	91351-KTJ-900	O-RING .....	2	2	2	2		
17	90601-KTJ-900	RING, OIL SEAL STOP .....	2	2	2	2		
18	51611-KTJ-C00	BOOT, FR. FORK .....	-	2	2	-		
19	51612-KTJ-C00	BAND, FR. FORK BOOT .....	-	2	2	-		
20	93500-03020-0G	SCREW, PAN, 3X20 .....	-	2	2	-		



Ref. No.	L.O.N.	(Relative ref. Number) Description	F.R.T.
1	711115	SHOE(PAD) SET, BRAKE :FRONT ..	0.3
2	7111B3	CAM, BRAKE :FRONT .....	0.4
6	7101C3	GEAR, SPEEDOMETER .....	0.3
8	7111D0	PANEL, FRONT BRAKE .....	0.4
11	7111C3	ARM, BRAKE :FRONT .....	0.1

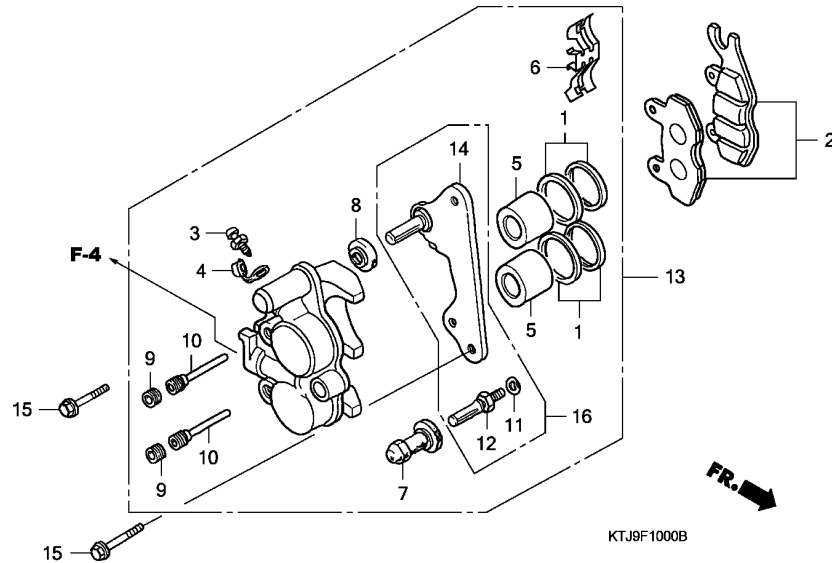
Ref. No.	Part No.	Description	Reqd. QTY				Serial No.	Parts catalogue code
			5	CGR125 8	A	B		
1	06430-KRF-B90	SHOE SET, BRAKE(JB) .....	1	1	1	1	-----	1CH,1CH/A,52CH,5CH,5SH,7SH,82CH,8CH
	06430-KRF-B80	.....	1	-	-	1	-----	1CH,1CH/A,52CH,5CH,82CH,8CH
2	43141-KRV-900	CAM, RR. BRAKE (FR.) .....	1	1	1	1	-----	1CH,1CH/A,52CH,5CH,5SH,7SH,82CH,8CH
3	43151-KCW-870	SPRING, BRAKE SHOE .....	2	2	2	2	-----	1CH,1CH/A,52CH,5CH,5SH,7SH,82CH,8CH
4	43412-KRF-S00	JOINT, BRAKE ARM .....	1	1	1	1	-----	1CH,1CH/A,52CH,5CH,5SH,7SH,82CH,8CH
5	43413-KRF-S00	NUT, BRAKE ADJUSTING .....	1	1	1	1	-----	1CH,1CH/A,52CH,5CH,5SH,7SH,82CH,8CH
6	44804-KRF-S00	GEAR COMP., SPEEDOMETER .....	1	1	1	1	-----	1CH,1CH/A,52CH,5CH,5SH,7SH,82CH,8CH
7	44806-KRF-S00	WASHER, THRUST 20X26X1 .....	2	2	2	2	-----	1CH,1CH/A,52CH,5CH,5SH,7SH,82CH,8CH
8	45010-KRF-B40ZC	PANEL SUB ASSY., FR. BRAKE *NH132M*..MAX SILVER METALLIC	1	1	-	-	-----	1CH,1CH/A,5SH,7SH
	45010-KRF-B40ZA	*NH303M*	-	-	-	-	-----	52CH,5CH
	45010-KRF-B40ZD	*YR278M*.DESERT GOLD METALLIC	-	-	-	1	-----	82CH,8CH
9	45134-250-000	DUST SEAL, BRAKE CAM .....	1	1	1	1	-----	1CH,1CH/A,52CH,5CH,5SH,7SH,82CH,8CH
10	45145-KRF-B40	INDICATOR, FR. BRAKE .....	1	1	1	1	-----	1CH,1CH/A,52CH,5CH,5SH,7SH,82CH,8CH
11	45410-KRF-B40	ARM, FR. BRAKE .....	1	1	1	1	-----	1CH,1CH/A,52CH,5CH,5SH,7SH,82CH,8CH
12	45435-121-010	SPRING, FR. BRAKE ARM RETURN .....	1	1	1	1	-----	1CH,1CH/A,52CH,5CH,5SH,7SH,82CH,8CH
13	91254-KRF-S00	OIL SEAL, 47X58X7 .....	1	1	1	1	-----	1CH,1CH/A,52CH,5CH,5SH,7SH,82CH,8CH
14	94050-06080	NUT, FLANGE, 6MM .....	1	1	1	1	-----	1CH,1CH/A,52CH,5CH,5SH,7SH,82CH,8CH
15	94510-20000	CIRCLIP, EXTERNAL, 20MM .....	1	1	1	1	-----	1CH,1CH/A,52CH,5CH,5SH,7SH,82CH,8CH
16	95701-06035-08	BOLT, FLANGE, 6X35 .....	1	1	1	1	-----	1CH,1CH/A,52CH,5CH,5SH,7SH,82CH,8CH



# F-10

# FRONT BRAKE CALIPER

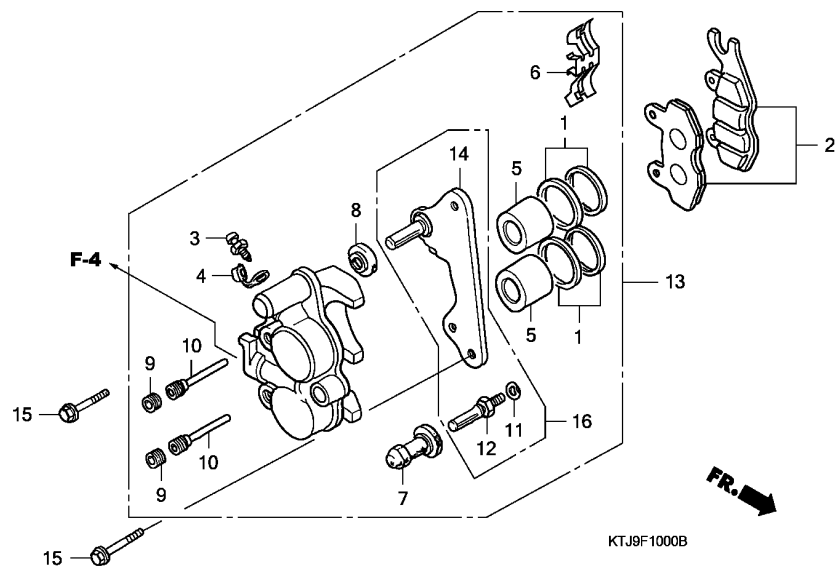
16



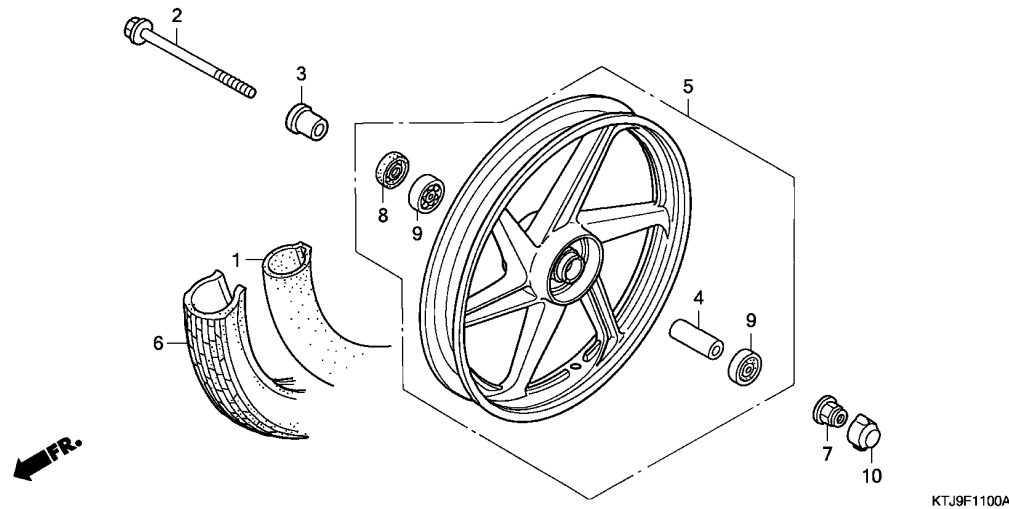
Ref. No.	L.O.N.	(Relative ref. Number) Description	F.R.T.
2	711115	SHOE(PAD) SET, BRAKE :FRONT .. (1)	0.1
5	7111D1	PISTON, FRONT BRAKE CALIPER .. .INCLUDES: Bleed brakes .NOTE: Same time for two units	0.5
13	711130	CALIPER, FRONT BRAKE ..... .INCLUDES: Bleed brakes (16)	0.4
14	7111G0	BRACKET, FRONT CALIPER .....	0.2

3

Ref. No.	Part No.	Description	Reqd. QTY				Serial No.	Parts catalogue code
			5	CGR125 8	A	B		
1	06451-KSY-880	SEAL SET, PISTON .....	2	2	2	-	2CH,2CH/A,6CH,6SH	
	06451-KFJ-970	.....	2	-	-	-	2CH,2CH/A	
	06451-KSY-901	.....	-	-	-	2	62CH,6CH,92CH,9CH	
2	06455-KRF-B70	PAD SET, FR. ....	1	-	-	-	2CH,2CH/A	
	06455-KRF-H60	.....	1	-	-	-	2CH,2CH/A	
	06455-KRF-H61	.....	-	1	1	-	6CH,6SH	
	06455-KRF-C92	.....	-	-	-	1	62CH,6CH,92CH,9CH	
3	43352-KSY-880	SCREW, BLEEDER .....	1	1	1	-	2CH,2CH/A,6CH,6SH	
	43352-GW3-980	.....	1	-	-	-	2CH,2CH/A	
	43352-KSY-901	.....	-	-	-	1	62CH,6CH,92CH,9CH	
4	43353-KSY-880	CAP, BLEEDER .....	1	1	1	-	2CH,2CH/A,6CH,6SH	
	43353-GW3-980	.....	1	-	-	-	2CH,2CH/A	
	43353-KSY-901	.....	-	-	-	1	62CH,6CH,92CH,9CH	
5	45107-KSY-880	PISTON .....	2	2	2	-	2CH,2CH/A,6CH,6SH	
	45107-KCW-880	.....	2	-	-	-	2CH,2CH/A	
	45107-KSY-901	.....	-	-	-	2	62CH,6CH,92CH,9CH	
6	45108-KSY-880	SPRING, PAD .....	1	1	1	-	2CH,2CH/A,6CH,6SH	
	45108-KBP-930	.....	1	-	-	-	2CH,2CH/A	
	45108-KSY-901	.....	-	-	-	1	62CH,6CH,92CH,9CH	
7	45132-KSY-880	BUSH B .....	1	1	1	-	2CH,2CH/A,6CH,6SH	
	45132-GW3-980	BOOT, PIN BUSH .....	1	-	-	-	2CH,2CH/A	
	45132-KSY-901	BUSH B .....	-	-	-	1	62CH,6CH,92CH,9CH	
8	45133-KSY-880	BOOT B, BUSH .....	1	1	1	-	2CH,2CH/A,6CH,6SH	
	45139-GW3-980	BOOT B .....	1	-	-	-	2CH,2CH/A	
	45133-KSY-901	BOOT B, BUSH .....	-	-	-	1	62CH,6CH,92CH,9CH	
9	45203-KRF-H60	PLUG, PIN .....	2	2	2	-	2CH,2CH/A,6CH,6SH	
	45203-GW3-980	.....	2	-	-	-	2CH,2CH/A	
	45203-KRF-C91	.....	-	-	-	2	62CH,6CH,92CH,9CH	

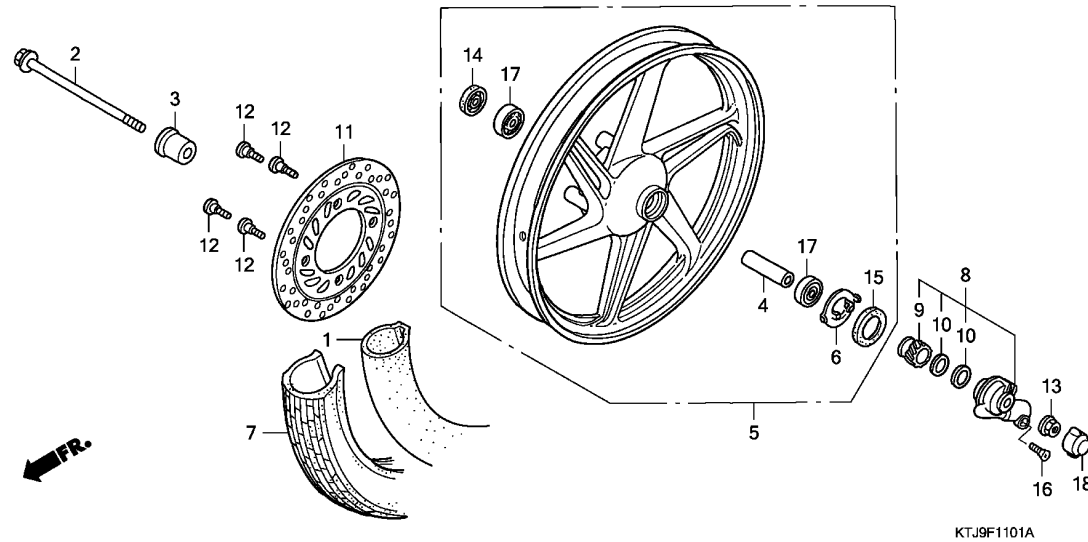


Ref. No.	Part No.	Description	Reqd. QTY				Serial No.	Parts catalogue code
			5	CGR125 8	A	B		
10	45215-KRF-H60	PIN, HANGER .....	2	2	2	-	2CH,2CH/A,6CH,6SH	
	45215-GW3-980	.....	2	-	-	-	2CH,2CH/A	
	45215-KRF-C91	.....	-	-	-	2	62CH,6CH,92CH,9CH	
11	45216-KBP-930	WASHER, WAVE .....	1	-	-	-	2CH,2CH/A	
12	45231-KBA-930	BOLT, PIN .....	1	-	-	-	2CH,2CH/A	
13	45250-KRF-H60	CALIPER SUB ASSY., R. FR. ...	1	1	1	-	2CH,2CH/A,6CH,6SH	
	45250-KRF-B70	.....	1	-	-	-	2CH,2CH/A	
	45250-KVC-911	.....	-	-	-	1	62CH,92CH	
	45250-KRF-C91	.....	-	-	-	1	6CH,9CH	
14	45290-KFJ-970	BRACKET SUB ASSY., R. FR. CALIPER	1	-	-	-	2CH,2CH/A	
15	90155-KEH-950	BOLT, FLANGE, 8X25 .....	2	2	2	2	2CH,2CH/A,62CH,6CH,6SH,92CH,9CH	
16	45290-KRF-H60	BRACKET SUB ASSY., R. FR. ...	1	1	1	-	2CH,2CH/A,6CH,6SH	
	45290-KRF-C91	.....	-	-	-	1	62CH,6CH,92CH,9CH	



Ref. No.	L.O.N.	(Relative ref. Number) Description	F.R.T.
1	710140	TUBE, FRONT TIRE(ONE) .....	0.7
2	710151	AXLE, FRONT WHEEL .....	0.2
5	7101D4	FRONT WHEEL .....	0.7
6	710139	FRONT TIRE(ONE) .....	0.7
9	710115	BEARING, FRONT WHEEL(ONE) ....	0.4
	710115G	.Replace 1 bearing add .....	0.1

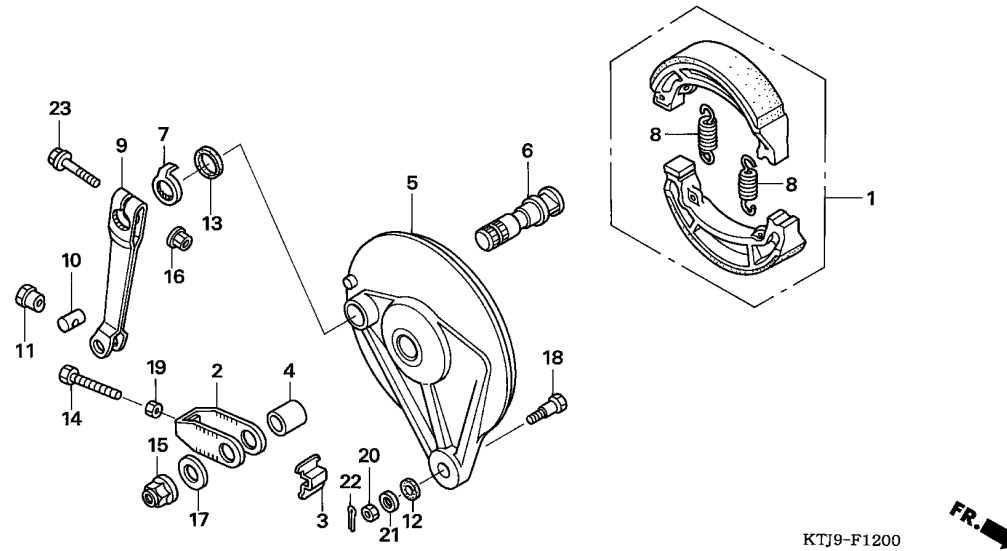
Ref. No.	Part No.	Description	Reqd. QTY				Serial No.	Parts catalogue code
			5	CGR125 8	A	B		
1	42712-KTJ-870	TUBE, TIRE(3.00-18) .....	1	1	1	1	-----	1CH,1CH/A,5CH,5SH,7SH,8CH
	42712-KTJ-901	TUBE, TIRE(KENDA) (3.00-18) ..	-	-	-	1	-----	52CH,82CH
2	44301-KRF-S00	AXLE, FR. WHEEL .....	1	1	-	-	-----	1CH,1CH/A,5SH,7SH
	44301-KRF-C30	.....	-	-	1	1	-----	52CH,5CH,82CH,8CH
3	44311-KTJ-900	COLLAR, FR. WHEEL SIDE .....	1	1	1	1	-----	1CH,1CH/A,52CH,5CH,5SH,7SH,82CH,8CH
4	44620-KRF-B40	COLLAR, FR. AXLE DISTANCE ...	1	1	1	1	-----	1CH,1CH/A,52CH,5CH,5SH,7SH,82CH,8CH
5	44650-KTJ-900	WHEEL SUB ASSY., FR. ....	1	1	-	-	-----	1CH,1CH/A,5SH,7SH
	44650-KTJ-940	.....	-	-	1	1	-----	5CH,8CH
	44650-KVC-910	.....	-	-	-	1	-----	52CH,82CH
6	44711-KTJ-870	TIRE, FR. (80/100-18M/C 47P) .	1	1	1	1	-----	1CH,1CH/A,5CH,5SH,7SH,8CH
	44711-KTJ-901	TIRE, FR. (KENDA) (80/100-18 M/C 47P)	-	-	-	1	-----	52CH,82CH
7	90307-KRF-S00	NUT, SPECIAL, 12MM .....	1	1	1	1	-----	1CH,1CH/A,52CH,5CH,5SH,7SH,82CH,8CH
8	90755-KRS-830	OIL SEAL, 21X37X7 .....	1	1	1	1	-----	1CH,1CH/A,52CH,5CH,5SH,7SH,82CH,8CH
9	96140-63010-10	BEARING, RADIAL BALL, 6301U .	2	2	2	2	-----	1CH,1CH/A,52CH,5CH,5SH,7SH,82CH,8CH
10	44302-KTT-950	CAP, AXLE NUT .....	-	-	1	1	-----	52CH,5CH,82CH,8CH



Ref. No.	L.O.N.	(Relative ref. Number) Description	F.R.T.
1	710140	TUBE, FRONT TIRE(ONE) .....	0.7
2	710151	AXLE, FRONT WHEEL .....	0.2
5	7101D4	FRONT WHEEL .....	0.8
7	710139	FRONT TIRE(ONE) .....	0.7
8	710145	GEARBOX ASSY., SPEEDOMETER ...	0.2
11	711120	DISC, FRONT BRAKE .....	0.3
17	710115	BEARING, FRONT WHEEL(ONE) ....	0.4
	710115G	.Replace 1 bearing add .....	0.1

Ref. No.	Part No.	Description	Reqd. QTY				Serial No.	Parts catalogue code
			5	CGR125 8	A	B		
1	42712-KTJ-870	TUBE, TIRE(3.00-18) .....	1	1	1	1	----- 2CH,2CH/A,6CH,6SH,9CH	
	42712-KTJ-901	TUBE, TIRE(KENDA) (3.00-18) ..	-	-	-	1	----- 62CH,92CH	
2	44301-KRF-S00	AXLE, FR. WHEEL .....	1	1	-	-	----- 2CH,2CH/A,6SH	
	44301-KRF-C30	.....	-	-	1	1	----- 62CH,6CH,92CH,9CH	
3	44311-KTJ-900	COLLAR, FR. WHEEL SIDE .....	1	1	1	1	----- 2CH,2CH/A,62CH,6CH,6SH,92CH,9CH	
4	44620-KRF-B40	COLLAR, FR. AXLE DISTANCE ...	1	1	1	1	----- 2CH,2CH/A,62CH,6CH,6SH,92CH,9CH	
5	44650-KTJ-910	WHEEL SUB ASSY., FR. ....	1	1	-	-	----- 2CH,2CH/A,6SH	
	44650-KTJ-950	.....	-	-	1	1	----- 6CH,9CH	
	44650-KVC-900	.....	-	-	-	1	----- 62CH,92CH	
6	44680-410-000	RETAINER, GEAR BOX .....	1	1	1	1	----- 2CH,2CH/A,62CH,6CH,6SH,92CH,9CH	
7	44711-KTJ-870	TIRE, FR. (80/100-18M/C 47P) -	1	1	1	1	----- 2CH,2CH/A,6CH,6SH,9CH	
	44711-KTJ-901	TIRE, FR. (KENDA) (80/100-18 M/C 47P)	-	-	-	1	----- 62CH,92CH	
8	44800-KEH-930	BOX ASSY., SPEEDOMETER GEAR -	1	1	1	1	----- 2CH,2CH/A,62CH,6CH,6SH,92CH,9CH	
9	44806-KEH-930	GEAR, SPEEDOMETER .....	1	1	1	1	----- 2CH,2CH/A,62CH,6CH,6SH,92CH,9CH	
10	44808-KEH-930	WASHER, GEAR .....	2	2	2	2	----- 2CH,2CH/A,62CH,6CH,6SH,92CH,9CH	
11	45251-KEW-670	DISK, FR. BRAKE .....	1	1	1	1	----- 2CH,2CH/A,62CH,6CH,6SH,92CH,9CH	
12	90105-MBB-000	BOLT, BRAKE DISK, 8X24 .....	4	4	4	4	----- 2CH,2CH/A,62CH,6CH,6SH,92CH,9CH	
13	90307-KRF-S00	NUT, SPECIAL, 12MM .....	1	1	1	1	----- 2CH,2CH/A,62CH,6CH,6SH,92CH,9CH	
14	90755-KRS-830	OIL SEAL, 21X37X7 .....	1	1	1	1	----- 2CH,2CH/A,62CH,6CH,6SH,92CH,9CH	
15	91258-KRS-850	DUST SEAL, 40X50X5 .....	1	1	1	1	----- 2CH,2CH/A,62CH,6CH,6SH,92CH,9CH	
16	93700-05016-0A	SCREW, OVAL, 5X16 .....	1	1	1	1	----- 2CH,2CH/A,62CH,6CH,6SH,92CH,9CH	
17	96140-63010-10	BEARING, RADIAL BALL, 6301U -	2	2	2	2	----- 2CH,2CH/A,62CH,6CH,6SH,92CH,9CH	
18	44302-KTT-950	CAP, AXLE NUT .....	-	-	1	1	----- 62CH,6CH,92CH,9CH	

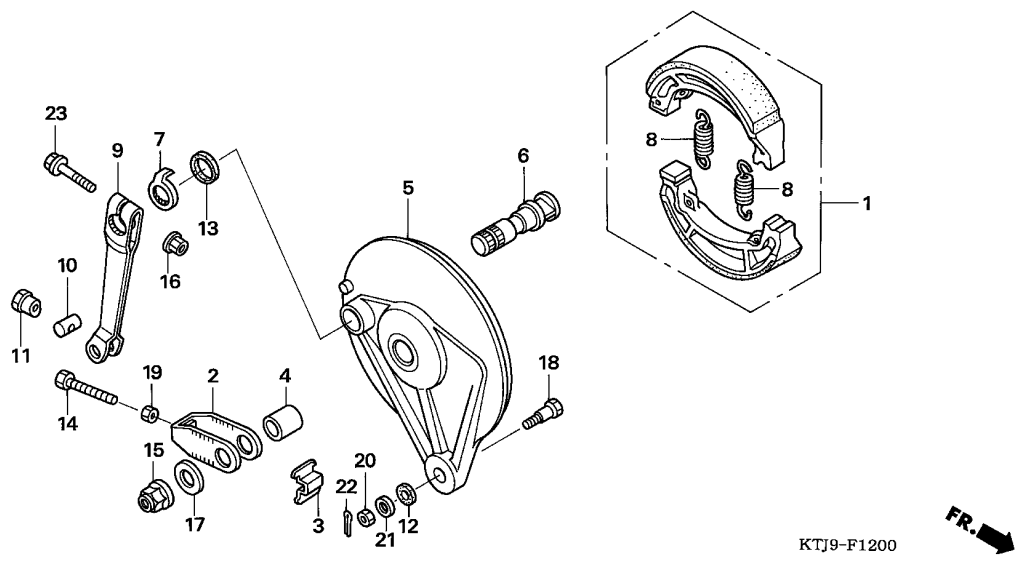




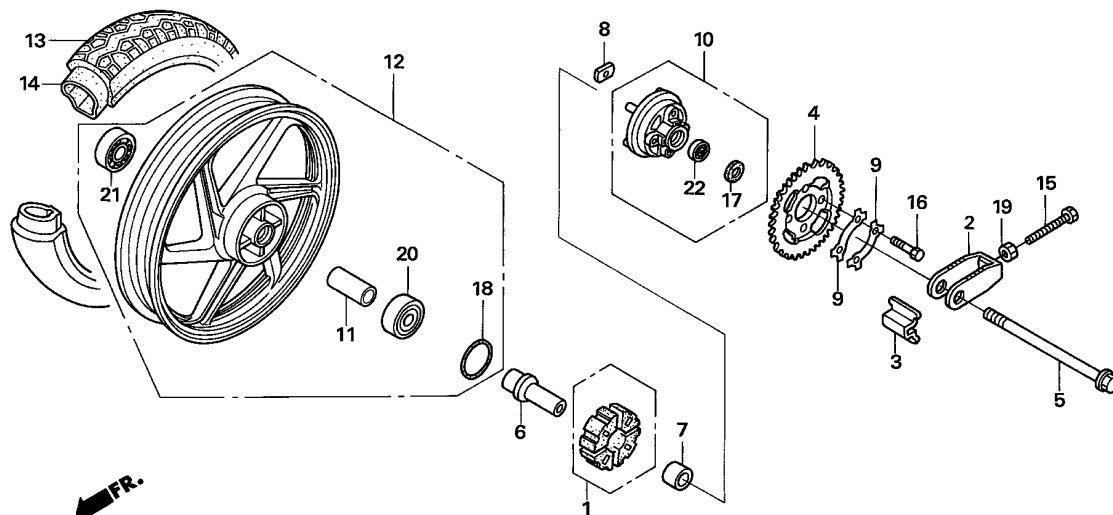
Ref. No.	L.O.N.	(Relative ref. Number) Description	F.R.T.
1	711140	SHOE(PAD) SET, BRAKE :REAR ...	0.4
5	7111A9	PANEL, REAR BRAKE .....	0.5
6	7111B4	CAM, BRAKE :REAR .....	0.5
9	7111C4	ARM, BRAKE :REAR .....	0.1

3

Ref. No.	Part No.	Description	Reqd. QTY				Serial No.	Parts catalogue code
			5	CGR125 8	A	B		
1	06430-KRF-B90	SHOE SET, BRAKE(JB) .....	1	1	1	1		
	06430-KRF-B80	.....	1	-	-	1		
2	40543-KRF-S00	ADJUSTER, CHAIN .....	1	-	-	-		
	40543-KTJ-C00	.....	-	1	1	1		
3	40544-KRF-S00	PLATE, SWINGARM END .....	1	1	1	1		
4	42313-KRF-S00	COLLAR, RR. BRAKE PANEL SIDE	1	1	1	1		
5	43100-KRF-B40ZE	PANEL COMP., RR. BRAKE	1	1	-	-		
	*NH132M*..MAX SILVER METALLIC							
	43100-KRF-B40ZB	*NH303M*						
		MAT AXIS GRAY METALLIC	-	-	1	1	52CH,5CH,6CH,9CH	
	43100-KRF-B40ZF	*YR278M*.DESERT GOLD METALLIC	-	-	1	1	62CH,82CH,8CH,92CH	
6	43141-KRV-900	CAM, RR. BRAKE .....	1	1	1	1		
7	43145-KRF-B40	INDICATOR, RR. BRAKE .....	1	1	1	1		
8	43151-KCW-870	SPRING, BRAKE SHOE .....	2	2	2	2		
9	43410-KRF-B40	ARM, RR. BRAKE .....	1	1	1	1		
10	43412-KRF-S00	JOINT, BRAKE ARM .....	1	1	1	1		
11	43413-KRF-S00	NUT, BRAKE ADJUSTING .....	1	1	1	1		
12	43434-KRF-S00	RUBBER, STOPPER ARM .....	1	1	1	1		
13	45134-250-000	DUST SEAL, BRAKE CAM .....	1	1	1	1		
14	90119-KRF-S00	BOLT, CHAIN ADJUSTER .....	1	1	1	1		
15	90305-KRF-S00	NUT, SPECIAL, 14MM .....	1	1	1	1		
16	90317-KRF-S00	U-NUT, 6MM .....	1	1	1	1		
17	90510-KRF-900	WASHER, PLAIN, 14MM .....	1	1	1	1		
18	92811-10000	BOLT A, BRAKE STOPPER .....	1	1	1	1		
19	94001-08000-OS	NUT, HEX., 8MM .....	1	1	1	1		
20	94001-08080-OS	NUT, HEX., 8MM .....	1	1	1	1		



Ref. No.	Part No.	Description	Reqd. QTY				Serial No.	Parts catalogue code
			5	CGR125 8	A	B		
21	94101-08800	WASHER, PLAIN, 8MM .....	1	1	1	1		
22	94201-20150	PIN, SPLIT, 2.0X15 .....	1	1	1	1		
23	95701-06035-08	BOLT, FLANGE, 6X35 .....	1	1	1	1		

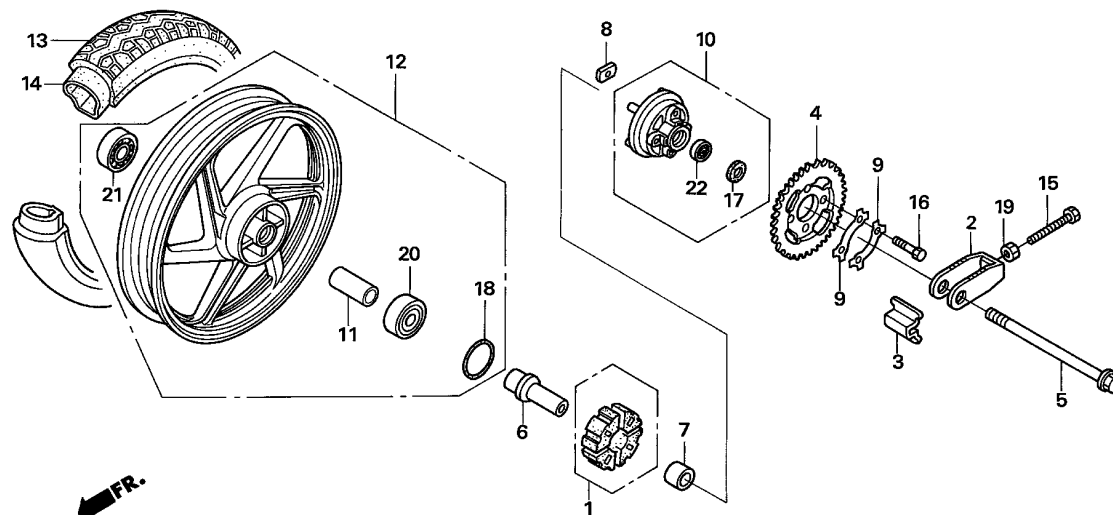


Ref. No.	L.O.N.	(Relative ref. Number) Description	F.R.T.
1	710157	DAMPER, REAR WHEEL .....	0.3
4	7101A0	SPROCKET, FINAL DRIVEN .....	0.4
5	710160	AXLE, REAR WHEEL .....	0.3
10	7101A5	FLANGE ASSY., FINAL DRIVEN ...	0.4
12	710118	REAR WHEEL .....	0.8
13	710142	REAR TIRE(ONE) .....	0.8
14	7101A7	TUBE, REAR TIRE(ONE) .....	0.8
20		(21)	
	710133	BEARING, REAR WHEEL(ONE) .....	0.5
	710133G	.Replace 1 bearing add .....	0.1
22	7101D1	BEARING, FINAL DRIVEN FLANGE ..	0.5

KTJ9-F1300

3

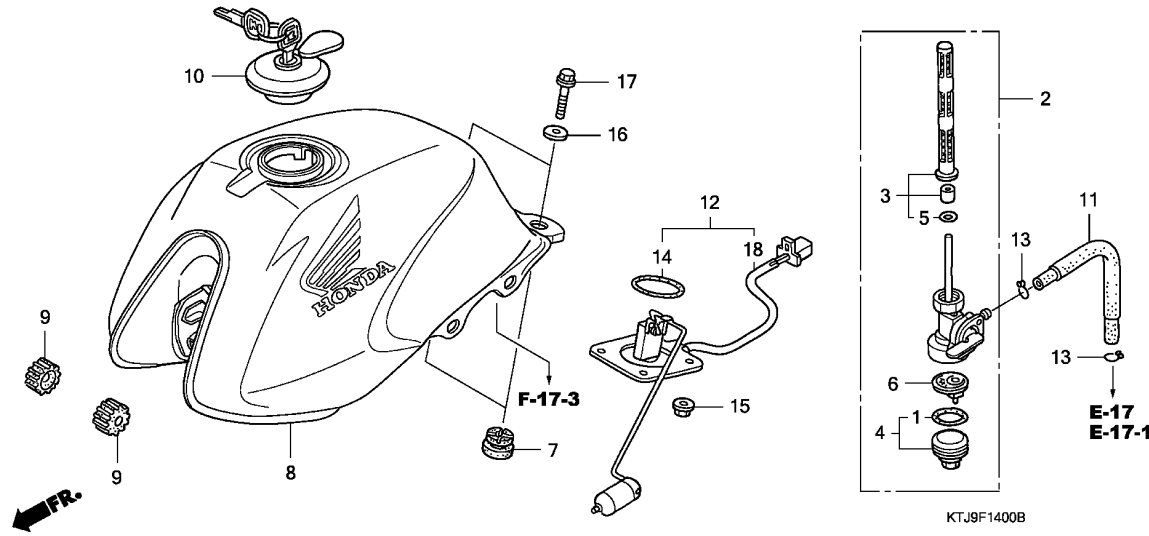
Ref. No.	Part No.	Description	Reqd. QTY				Serial No.	Parts catalogue code
			5	CGR125 8	A	B		
1	06410-KRF-S00	DAMPER SET, WHEEL .....	1	1	-	-		
	06410-KWK-900	.....	-	-	1	1		
2	40543-KRF-S00	ADJUSTER, CHAIN .....	1	-	-	-		
	40543-KTJ-C00	.....	-	1	1	1		
3	40544-KRF-S00	PLATE, SWINGARM END .....	1	1	1	1		
4	41201-KTJ-900	SPROCKET, FINAL DRIVEN(40T) ..	1	1	-	-		
	41201-KWK-900	SPROCKET, FINAL DRIVEN(45T) ..	-	-	1	1		
5	42301-KRF-S00	AXLE, RR. WHEEL .....	1	1	1	1		
6	42303-KRF-S00	SLEEVE, RR. WHEEL .....	1	1	-	-		
	42303-KWK-900	.....	-	-	1	1		
7	42304-KRF-S00	COLLAR, L. RR. WHEEL SIDE ...	1	1	1	1		
8	42305-KRF-S00	NUT, DRIVEN SPROCKET .....	4	4	-	-		
	42305-KWK-900	.....	-	-	4	4		
9	42306-KRF-S00	WASHER, DRIVEN SPROCKET .....	2	2	-	-		
	42306-KWK-900	.....	-	-	2	2		
10	42615-KRF-R30	FLANGE SUB ASSY., RR. DRIVEN	1	1	-	-		
	42615-KWK-900ZC	FLANGE SUB ASSY., FINAL DRIVEN	-	-	-	-		
		*NH303M*	-	-	-	-		
		MAT AXIS GRAY METALLIC	-	-	1	1	----- 52CH,5CH,6CH,9CH	
	42615-KWK-900ZD	*YR278M*.DESERT GOLD METALLIC	-	-	-	1	----- 62CH,82CH,8CH,92CH	
11	42620-KRF-B40	COLLAR, RR. AXLE DISTANCE ...	1	1	1	1		
12	42650-KTJ-900	WHEEL SUB ASSY., RR. ....	1	1	-	-		
	42650-KTJ-C60	.....	-	-	1	1	----- 5CH,6CH,8CH,9CH	
	42650-KTJ-B20	.....	-	-	-	1	----- 52CH,62CH,82CH,92CH	
13	42711-KTJ-870	TIRE, RR.(90/90-18M/C 51P) ..	1	1	-	-		
	42711-KTJ-C60	.....	-	-	1	1		
14	42712-KTJ-870	TUBE, TIRE(3.00-18) .....	1	1	-	-		



KTJ9-F1300

Ref. No.	Part No.	Description	Reqd. QTY				Serial No.	Parts catalogue code
			5	CGR125 8	A	B		
14)	42712-KTJ-C60	TUBE, TIRE(3.00-18) .....	-	-	1	1		
15	90119-KRF-S00	BOLT, CHAIN ADJUSTER .....	1	1	1	1		
16	90128-KRF-S00	BOLT, DRIVEN SPROCKET FIXING	4	4	-	-		
	90128-KWK-900	BOLT, DRIVEN SPROCKET SETTING	-	-	4	4		
17	91252-KRF-S00	DUST SEAL, 26X42X8 .....	1	1	-	-		
	91252-KWK-900	.....	-	-	1	1		
18	91309-KRF-S00	O-RING, 41.5X2.3 .....	1	1	-	-		
	91351-KWK-900	O-RING, 40X3.1 .....	-	-	1	1		
19	94001-08000-0S	NUT, HEX., 8MM .....	1	1	1	1		
20	96140-62020-10	BEARING, RADIAL BALL, 6202U -	1	1	1	1		
21	96140-63020-10	BEARING, RADIAL BALL, 6302U -	1	1	1	1		
22	96150-60040-10	BEARING, RADIAL BALL, 6004UU	1	1	1	1		

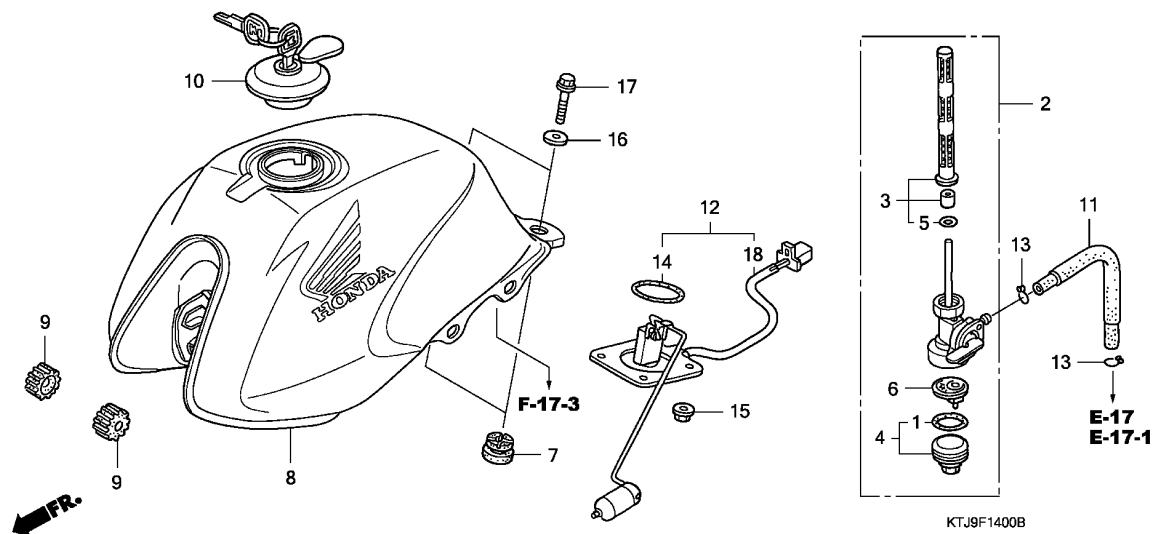




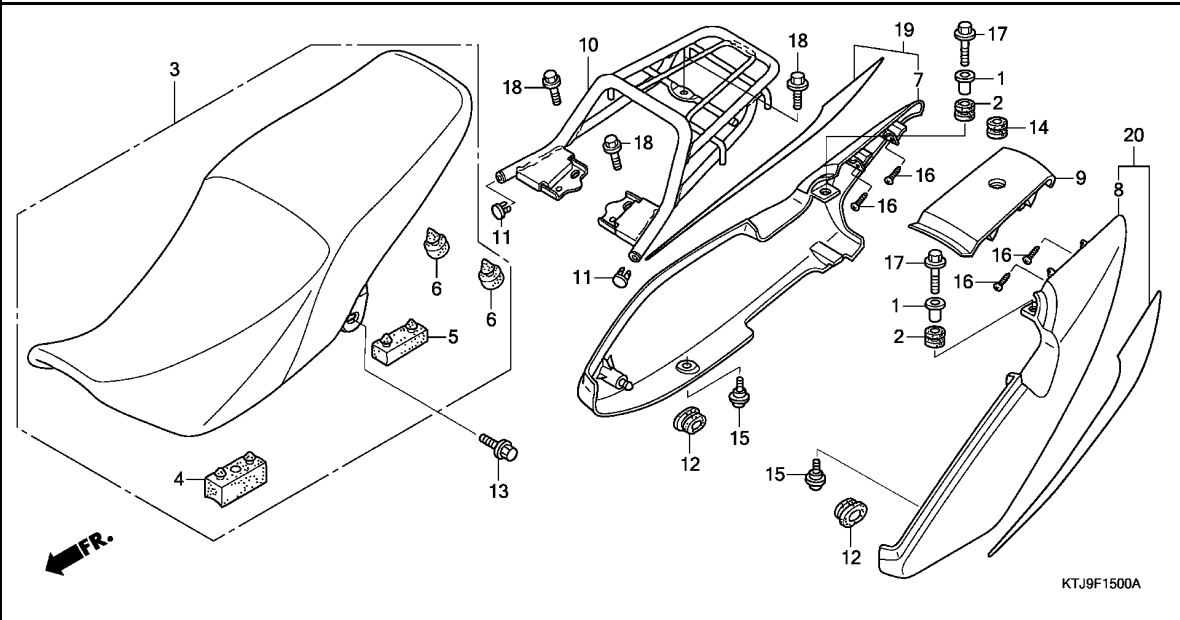
Ref. No.	L.O.N.	(Relative ref. Number) Description	F.R.T.
2	310110	COCK ASSY., FUEL .....	0.2
3	310115	SCREEN, FUEL STRAINER .....	0.2
4		(6)	
	3101A6	CUP, FUEL STRAINER .....	0.1
8	310100	TANK, FUEL .....	0.4
12		(18)	
	617105	FUEL TANK SENDING UNIT .....	0.4

3

Ref. No.	Part No.	Description	Reqd. QTY				Serial No.	Parts catalogue code
			5	CGR125 8	A	B		
1	16173-KEJ-900	O-RING .....	1	1	1	1		
2	16950-KTJ-900	COCK ASSY., FUEL .....	1	-	-	-		
	16950-KCS-W20	.....	-	1	-	-		
	16950-KWK-901	.....	-	-	1	1		
3	16952-KTJ-900	SCREEN SET, FUEL STRAINER ...	1	-	-	-		
	16952-KCS-W20	.....	-	1	-	-		
	16952-KWK-900	.....	-	-	1	1		
4	16953-KEJ-900	CUP SET, FUEL STRAINER .....	1	1	-	-		
	16953-KWK-900	.....	-	-	1	1		
5	16958-KEJ-900	O-RING .....	1	1	1	1		
6	16959-KEJ-900	FILTER, CUP .....	1	1	1	1		
7	17508-KPN-900	CUSHION, RR. FUEL TANK .....	2	2	2	2		
8	17520-KTJ-900ZA	TANK SET, FUEL(WL)						
	*TYPE1*	.....	1	-	-	-		
	17520-KTJ-900ZB	*TYPE2*	1	-	-	-		
	17520-KTJ-900ZC	*TYPE3*	1	-	-	-		
	17520-KTJ-900ZD	*TYPE4*	1	-	-	-		
	17520-KTJ-C00ZA	*TYPE1*	-	1	-	-	5SH,6SH	
	17520-KTJ-C00ZB	*TYPE2*	-	1	-	-	5SH,6SH	
	17520-KTJ-C00ZC	*TYPE3*	-	1	-	-	5SH,6SH	
	17520-KTJ-C40ZA	*TYPE1*	-	1	-	-	7SH	
	17520-KTJ-C40ZB	*TYPE2*	-	1	-	-	7SH	
	17520-KTJ-C40ZC	*TYPE3*	-	1	-	-	7SH	
	17520-KTJ-C60ZA	*NHA64P*...PEARL COSMIC BLACK	-	-	1	-		
	17520-KTJ-C60ZB	*PB323C*...CANDY ARUJA BLUE	-	-	1	-		
	17520-KTJ-C60ZC	*R264C*...CANDY LUCID RED	-	-	1	-		
	17520-KTJ-B20ZB	*TYPE5*	-	-	-	1	52CH,62CH	
	17520-KTJ-B20ZC	*TYPE4*	-	-	-	1	52CH,62CH	



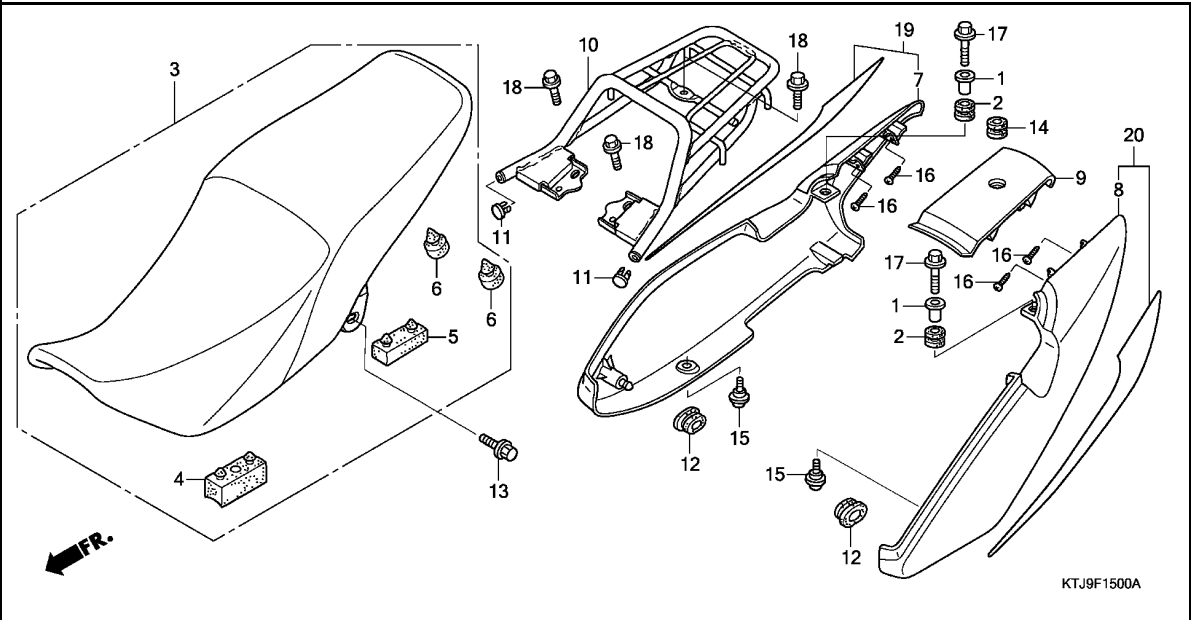
Ref. No.	Part No.	Description	Reqd. QTY				Serial No.	Parts catalogue code
			5	CGR125 8	A	B		
(8)	17520-KTJ-B20ZD	TANK SET, FUEL(WL)	-	-	-	1	-----	52CH,62CH
	17520-KTJ-B20ZE	*TYPE1*	-	-	-	1	-----	52CH,62CH
	17520-KTJ-B00ZA	*TYPE4*	-	-	-	1	-----	5CH,6CH
	17520-KTJ-B00ZB	*TYPE3*	-	-	-	1	-----	5CH,6CH
	17520-KTJ-B00ZC	*TYPE2*	-	-	-	1	-----	5CH,6CH
	17520-KTJ-B00ZD	*TYPE1*	-	-	-	1	-----	5CH,6CH
	17520-KTJ-B40ZA	*TYPE1*	-	-	-	1	-----	82CH,8CH,92CH,9CH
9	17611-286-000	CUSHION, FR. FUEL TANK	2	-	-	-		
	17611-KTJ-C00	CUSHION, FUEL TANK FR.	-	2	2	2		
10	17620-KPN-760	CAP COMP., FUEL FILLER	1	1	-	-		
	17620-KTJ-C61	.....	-	-	1	-		
	17620-KTJ-B01	.....	-	-	-	1		
11	17681-KRF-S00	TUBE, FUEL	1	-	-	-		
	17681-KTJ-C00	.....	-	1	1	1		
12	37080-KTJ-870	FUEL UNIT SET	1	-	-	-		
	37080-KTJ-900	.....	1	-	-	-		
13	90652-KRF-S00	CLIP, TUBE(B8)	2	2	2	2		
14	91351-KRF-S00	O-RING, 39.5X5.75	1	1	1	1		
15	94050-06080	NUT, FLANGE, 6MM	4	4	4	4		
16	94103-06000	WASHER, PLAIN, 6MM	2	2	2	2		
17	95701-06012-00	BOLT, FLANGE, 6X12	2	2	2	2		
18	37800-KTJ-C20	FUEL UNIT	-	1	1	1		



Ref. No.	L.O.N.	(Relative ref. Number) Description	F.R.T.
3	4131E4	SEAT :DOUBLE (19)	0.1
7	4111J4	COWL, SEAT :RIGHT (20)	0.3
8	4111J3	COWL, SEAT :LEFT	0.3
	4111M1	COWL, SEAT :BOTH	0.3
9	4111M5	COWL, SEAT :CENTER	0.3
10	4101H6	CARRIER, LUGGAGE :REAR	0.1

3

Ref. No.	Part No.	Description	Reqd. QTY				Serial No.	Parts catalogue code
			5	8	A	B		
1	61103-KEJ-660	COLLAR, FR. FENDER MOUNTING	2	-	-	2		
2	61104-KEJ-660	RUBBER, FR. FENDER MOUNTING	2	-	-	2		
3	77200-KTJ-900	SEAT ASSY., DOUBLE	1	-	-	1		
4	77204-292-000	RUBBER, SEAT SETTING	3	-	-	3		
5	77205-286-000	RUBBER B, SEAT SETTING	4	-	-	4		
6	77206-426-000	RUBBER, SEAT SETTING	2	-	-	2		
7	77215-KTJ-900ZA	COWL, R. RR. SIDE *NHA50M*	1	-	-	-		
	77215-KTJ-900ZB	*NH411M*FORCE SILVER METALLIC	1	-	-	-		
	77215-KTJ-900ZC	*PB361C*...CANDY CENTURY BLUE	1	-	-	-		
	77215-KTJ-900ZD	*R264C*...CANDY LUCID RED	1	-	-	-		
8	77225-KTJ-900ZA	COWL, L. RR. SIDE *NHA50M*	1	-	-	-		
	77225-KTJ-900ZB	*NH411M*FORCE SILVER METALLIC	1	-	-	-		
	77225-KTJ-900ZC	*PB361C*...CANDY CENTURY BLUE	1	-	-	-		
	77225-KTJ-900ZD	*R264C*...CANDY LUCID RED	1	-	-	-		
9	77235-KTJ-900ZA	COWL SET, RR. CENTER(WL) *NHA50M*	1	-	-	-		
	77235-KTJ-900ZB	*NH411M*FORCE SILVER METALLIC	1	-	-	-		
	77235-KTJ-900ZC	*PB361C*...CANDY CENTURY BLUE	1	-	-	-		
	77235-KTJ-900ZD	*R264C*...CANDY LUCID RED	1	-	-	-		
	77235-KTJ-B00ZB	*TYPE4*	-	-	-	1	----- 52CH,5CH,62CH,6CH	
	77235-KTJ-B00ZC	*TYPE3*	-	-	-	1	----- 52CH,5CH,62CH,6CH	
	77235-KTJ-B00ZD	*TYPE2*	-	-	-	1	----- 52CH,5CH,62CH,6CH	
	77235-KTJ-B00ZE	*TYPE1*	-	-	-	1	----- 52CH,5CH,62CH,6CH	

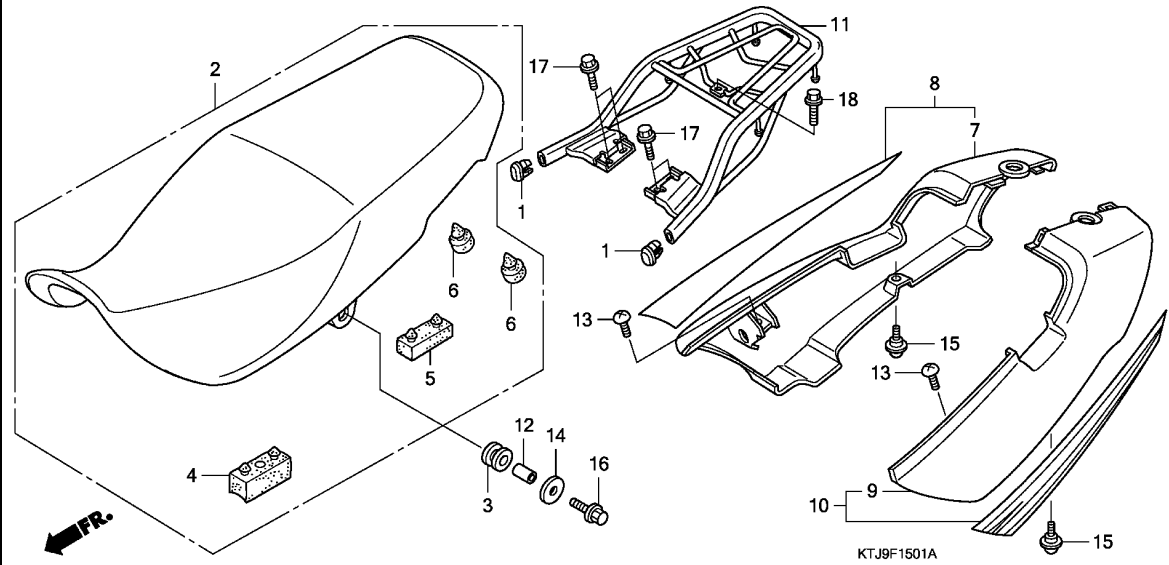


Ref. No.	Part No.	Description	Reqd. QTY				Serial No.	Parts catalogue code
			5	CGR125 8	A	B		
(9)	77235-KTJ-B00ZA	COWL SET, RR. CENTER(WL) *TYPE5*	-	-	-	1	----- 82CH,8CH,92CH,9CH	
10	81200-KTJ-900	CARRIER COMP., RR.	1	-	-	1		
11	81201-KPN-920	CAP, RR. CARRIER	2	-	-	2		
12	83542-KPN-900	GROMMET, SIDE COVER	2	-	-	2		
13	90181-KRF-S00	BOLT, FLANGE, 8X16	2	-	-	2		
14	90801-KTJ-900	RUBBER, CARRIER MOUNTING	1	-	-	1		
15	91509-GE2-760	SCREW, PAN, 5X11.5	2	-	-	2		
16	93903-24320	SCREW, TAPPING, 4X12	4	-	-	4		
17	95701-06020-08	BOLT, FLANGE, 6X20	2	-	-	2		
18	95701-08020-00	BOLT, FLANGE, 8X20	5	-	-	5		
19	77216-KTJ-B00ZB	COWL SET, R. SIDE(WL) *TYPE4*	-	-	-	1	----- 52CH,5CH,62CH,6CH	
	77216-KTJ-B00ZC	*TYPE3*	-	-	-	1	----- 52CH,5CH,62CH,6CH	
	77216-KTJ-B00ZD	*TYPE2*	-	-	-	1	----- 52CH,5CH,62CH,6CH	
	77216-KTJ-B00ZE	*TYPE1*	-	-	-	1	----- 52CH,5CH,62CH,6CH	
	77216-KVC-920ZA	COWL SET, R. RR. SIDE(WL) *TYPE1*	-	-	-	1	----- 82CH,8CH,92CH,9CH	
20	77226-KTJ-B00ZB	COWL SET, L. SIDE(WL) *TYPE4*	-	-	-	1	----- 52CH,5CH,62CH,6CH	
	77226-KTJ-B00ZC	*TYPE3*	-	-	-	1	----- 52CH,5CH,62CH,6CH	
	77226-KTJ-B00ZD	*TYPE2*	-	-	-	1	----- 52CH,5CH,62CH,6CH	
	77226-KTJ-B00ZE	*TYPE1*	-	-	-	1	----- 52CH,5CH,62CH,6CH	
	77226-KVC-920ZA	COWL SET, L. RR. SIDE(WL) *TYPE1*	-	-	-	1	----- 82CH,8CH,92CH,9CH	

**F-15-1**

**SEAT/SIDE COWL(CGR125SH8,A)**

**J 2**



Ref. No.	L.O.N.	(Relative ref. Number) Description	F.R.T.
2	4131E4	SEAT :DOUBLE (8)	0.1
7	4111J4	COWL, SEAT :RIGHT (10)	0.3
9	4111J3	COWL, SEAT :LEFT	0.3
	4111M1	COWL, SEAT :BOTH	0.3
11	4101H6	CARRIER, LUGGAGE :REAR	0.1

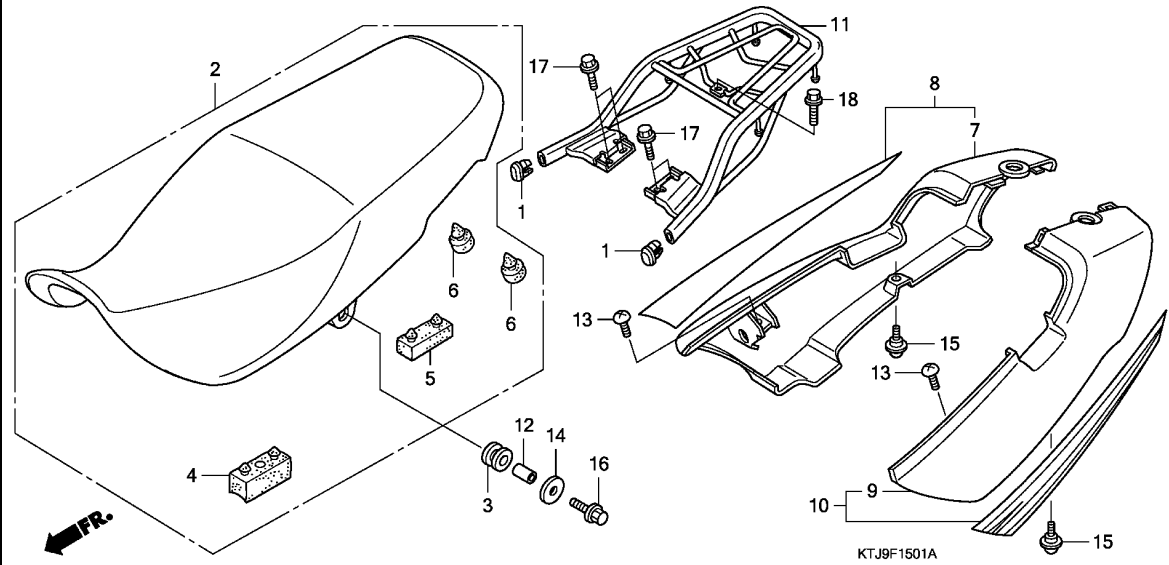
**3**

Ref. No.	Part No.	Description	Reqd. QTY				Serial No.	Parts catalogue code
			5	CGR125 8	A	B		
1	50415-KRS-830	CAP, RR. GRIP PIPE END	-	2	2	-		
2	77200-KTJ-C00	SEAT ASSY., DOUBLE	-	1	1	-		
3	77202-KTJ-C00	RUBBER, SEAT MOUNTING	-	2	2	-		
4	77204-292-000	RUBBER, SEAT SETTING	-	3	3	-		
5	77205-286-000	RUBBER B, SEAT SETTING	-	4	4	-		
6	77206-426-000	RUBBER, SEAT SETTING	-	2	2	-		
7	77215-KTJ-C00ZA	COWL, R. SIDE	-	-	-	-		
		*NHA64P*...PEARL COSMIC BLACK	-	1	-	-	7SH	
		*PB323C*...CANDY ARUJA BLUE	-	1	-	-	7SH	
		*R264C*...CANDY LUCID RED	-	1	-	-	7SH	
8	77216-KTJ-C00ZA	COWL SET, R. SIDE(WL)	-	-	-	-		
		*TYPE1*	-	1	-	-	5SH,6SH	
		*TYPE2*	-	1	-	-	5SH,6SH	
		*TYPE3*	-	1	-	-	5SH,6SH	
		*NHA64P*...PEARL COSMIC BLACK	-	-	1	-		
		*PB323C*...CANDY ARUJA BLUE	-	-	1	-		
		*R264C*...CANDY LUCID RED	-	-	1	-		
9	77225-KTJ-C00ZA	COWL, L. SIDE	-	-	-	-		
		*NHA64P*...PEARL COSMIC BLACK	-	1	-	-	7SH	
		*PB323C*...CANDY ARUJA BLUE	-	1	-	-	7SH	
		*R264C*...CANDY LUCID RED	-	1	-	-	7SH	
10	77226-KTJ-C00ZA	COWL SET, L. SIDE(WL)	-	-	-	-		
		*TYPE1*	-	1	-	-	5SH,6SH	
		*TYPE2*	-	1	-	-	5SH,6SH	
		*TYPE3*	-	1	-	-	5SH,6SH	
		*NHA64P*...PEARL COSMIC BLACK	-	-	1	-		
		*PB323C*...CANDY ARUJA BLUE	-	-	1	-		
		*R264C*...CANDY LUCID RED	-	-	1	-		

F-15-1

SEAT/SIDE COWL(CGR125SH8,A)

J 3



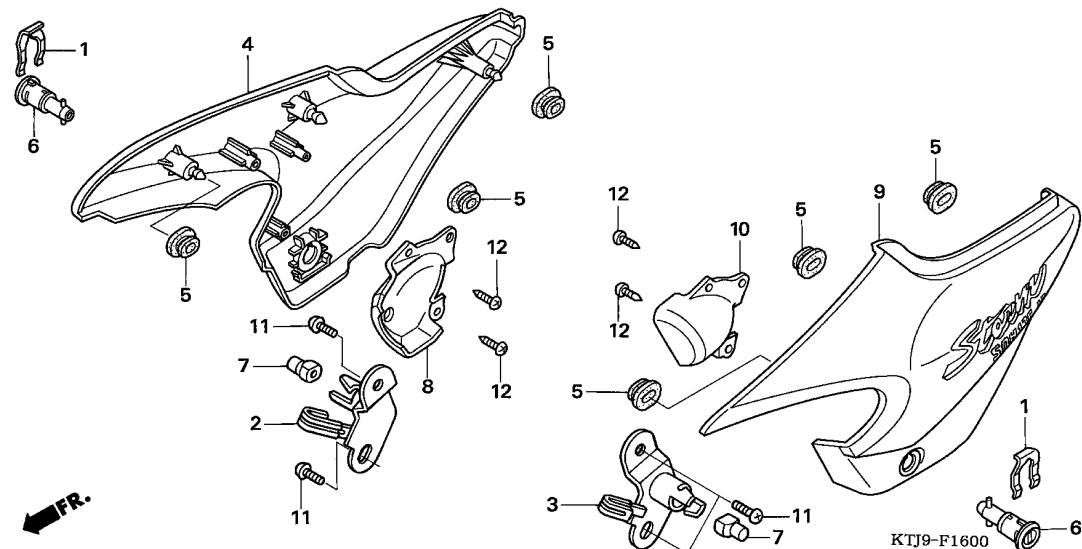
Ref. No.	Part No.	Description	Reqd. QTY				Serial No.	Parts catalogue code
			5	CGR125 8	A	B		
11	81200-KTJ-C10	CARRIER COMP., RR.	-	1	1	-	----- 5CH,6CH,6SH	
	81200-KTJ-C00	.....	-	1	-	-	----- 5SH,7SH	
12	84702-KTJ-C00	COLLAR	-	2	2	-		
13	90107-KGH-600	SCREW, 6X12	-	2	2	-		
14	90563-355-000	WASHER, WHEEL, 6MM	-	2	2	-		
15	91509-GE2-760	SCREW, PAN, 5X11.5	-	2	2	-		
16	95701-06022-00	BOLT, FLANGE, 6X22	-	2	2	-		
17	95701-08016-00	BOLT, FLANGE, 8X16	-	4	4	-		
18	95701-08020-00	BOLT, FLANGE, 8X20	-	1	1	-	----- 5CH,6CH,6SH	
	95701-08020-07	.....	-	1	-	-	----- 5SH,7SH	

3

F-16

SIDE COVER(CGR125SH5,B)

J 4



Ref. No.	L.O.N.	(Relative ref. Number) Description	F.R.T.
4	(8)		
4	4111H9	COVER, SIDE :RIGHT .....	0.1
6	4111P0	LOCK, SIDE COVER .....	0.1
	4111P0A	.Replace 1 side cover lock add	0.1
9	(10)		
4	4111H8	COVER, SIDE :LEFT .....	0.1
4	4111J0	COVER, SIDE :BOTH .....	0.2

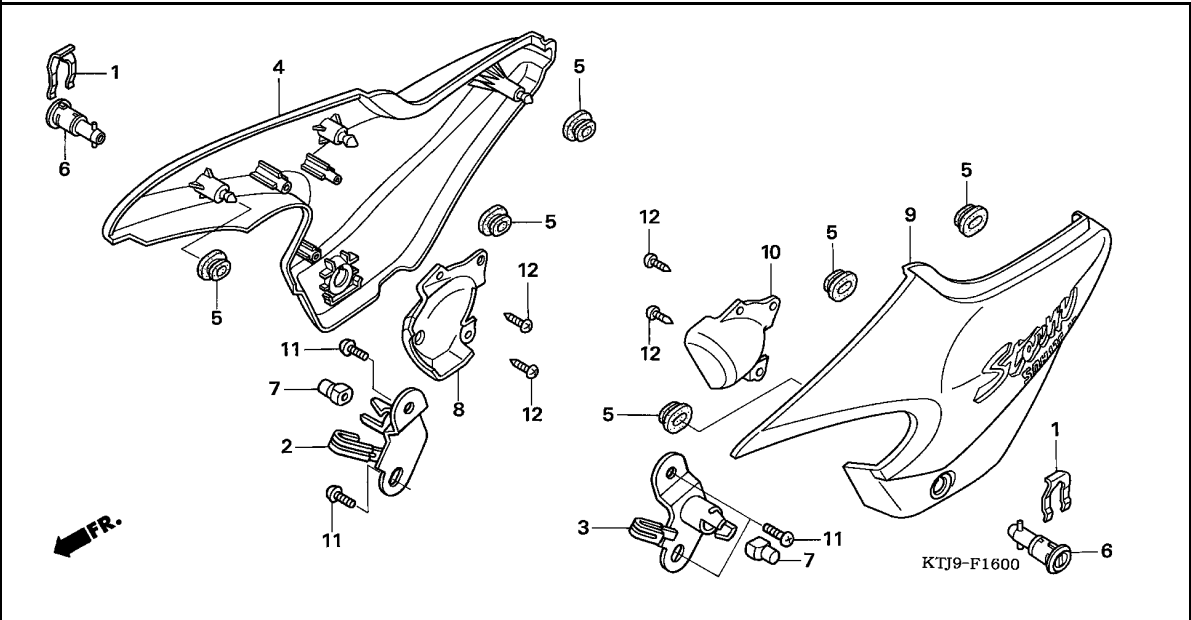
3

Ref. No.	Part No.	Description	Reqd. QTY				Serial No.	Parts catalogue code
			5	CGR125 8	A	B		
1	37221-KRF-S00	SPRING, LOCK SETTING .....	2	-	-	2		
2	50359-KTJ-900	PLATE, R. SIDE COVER LOCK ...	1	-	-	1		
3	50360-KTJ-900	PLATE, L. SIDE COVER LOCK ...	1	-	-	1		
4	83520-KTJ-900ZA	COVER SET, R. SIDE(WL)						
		*TYPE1*	1	-	-	-		
	83520-KTJ-900ZB	*TYPE2*	1	-	-	-		
	83520-KTJ-900ZC	*TYPE3*	1	-	-	-		
	83520-KTJ-900ZD	*TYPE4*	1	-	-	-		
	83520-KTJ-B20ZB	*TYPE4*	-	-	-	1	----- 52CH,62CH	
	83520-KTJ-B20ZC	*TYPE3*	-	-	-	1	----- 52CH,62CH	
	83520-KTJ-B20ZD	*TYPE2*	-	-	-	1	----- 52CH,62CH	
	83520-KTJ-B20ZE	*TYPE1*	-	-	-	1	----- 52CH,62CH	
	83520-KTJ-B00ZA	*TYPE4*	-	-	-	1	----- 5CH,6CH	
	83520-KTJ-B00ZB	*TYPE3*	-	-	-	1	----- 5CH,6CH	
	83520-KTJ-B00ZC	*TYPE2*	-	-	-	1	----- 5CH,6CH	
	83520-KTJ-B00ZD	*TYPE1*	-	-	-	1	----- 5CH,6CH	
	83520-KTJ-B60ZB	*2TN567*						
		MAT AXIS GRAY METALLIC/ MAT BLACK	-	-	-	1	----- 82CH,92CH	
	83520-KTJ-B40ZA	*2TN567*						
		MAT AXIS GRAY METALLIC/ MAT BLACK	-	-	-	1	----- 8CH,9CH	
5	83542-KPN-900	GROMMET, SIDE COVER .....	6	-	-	6		
6	83560-KRF-S00	LOCK, SIDE COVER .....	2	-	-	-		
	83560-KTJ-B01	.....	-	-	-	2		
7	83561-KTJ-900	CUSHION, SIDE COVER LOCK ...	2	-	-	2		
8	83611-KTJ-900	COVER, CARBURETOR R. SIDE ...	1	-	-	-		
	83611-KTJ-B00	.....	-	-	-	1		

**F-16**

**SIDE COVER(CGR125SH5,B)**

**J 5**



Ref. No.	Part No.	Description	Reqd. QTY				Serial No.	Parts catalogue code
			5	CGR125	A	B		
9	83620-KTJ-900ZA	COVER SET, L. SIDE(WL)	1	-	-	-		
		*TYPE1*	1	-	-	-		
	83620-KTJ-900ZB	*TYPE2*	1	-	-	-		
	83620-KTJ-900ZC	*TYPE3*	1	-	-	-		
	83620-KTJ-900ZD	*TYPE4*	1	-	-	-		
	83620-KTJ-B20ZB	*TYPE4*	-	-	-	1	52CH,62CH	
	83620-KTJ-B20ZC	*TYPE3*	-	-	-	1	52CH,62CH	
	83620-KTJ-B20ZD	*TYPE2*	-	-	-	1	52CH,62CH	
	83620-KTJ-B20ZE	*TYPE1*	-	-	-	1	52CH,62CH	
	83620-KTJ-B00ZE	*TYPE4*	-	-	-	1	5CH,6CH	
	83620-KTJ-B00ZF	*TYPE3*	-	-	-	1	5CH,6CH	
	83620-KTJ-B00ZG	*TYPE2*	-	-	-	1	5CH,6CH	
	83620-KTJ-B00ZH	*TYPE1*	-	-	-	1	5CH,6CH	
	83620-KTJ-B60ZB	*2TN567*	-	-	-	-		
		MAT AXIS GRAY METALLIC/ MAT BLACK	-	-	-	1	82CH,92CH	
	83620-KTJ-B40ZA	*2TN567*	-	-	-	-		
		MAT AXIS GRAY METALLIC/ MAT BLACK	-	-	-	1	8CH,9CH	
10	83711-KTJ-900	COVER, L. CARBURETOR	1	-	-	-		
	83711-KTJ-B00		-	-	-	1		
11	93500-05012-OH	SCREW, PAN, 5X12	4	-	-	4		
12	93903-34380	SCREW, TAPPING, 4X12	4	-	-	4		

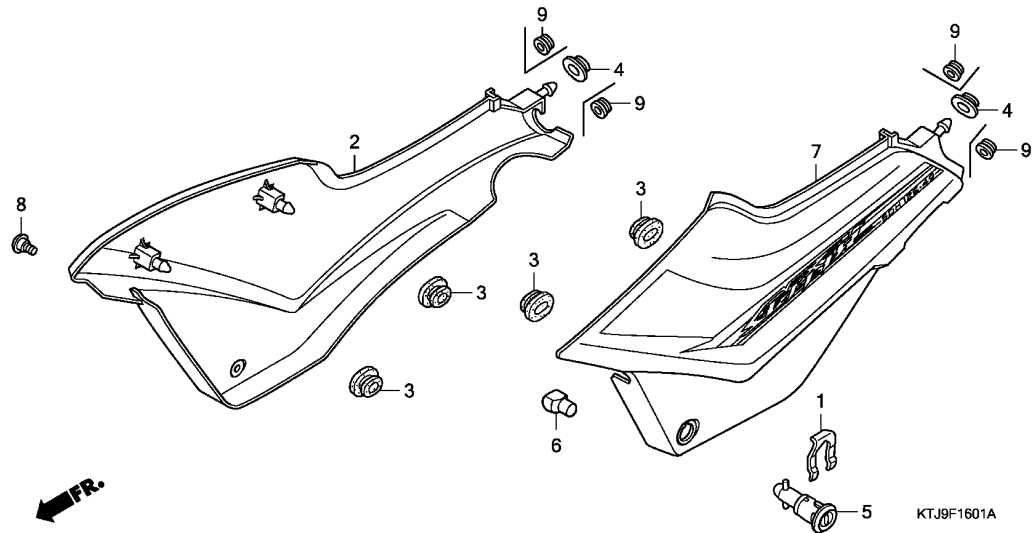
**3**



**F-16-1**

**SIDE COVER(CGR125SH8,A)**

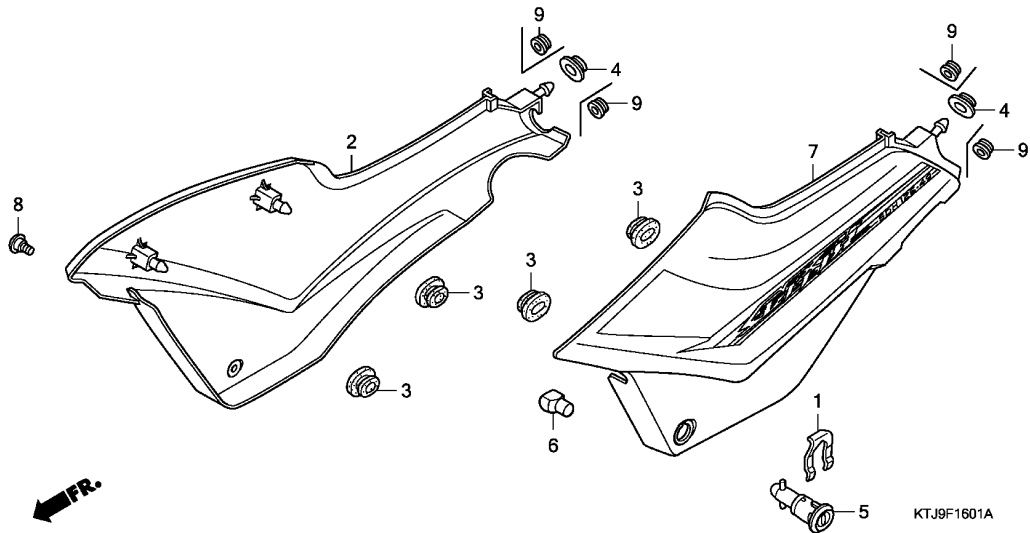
**J 6**



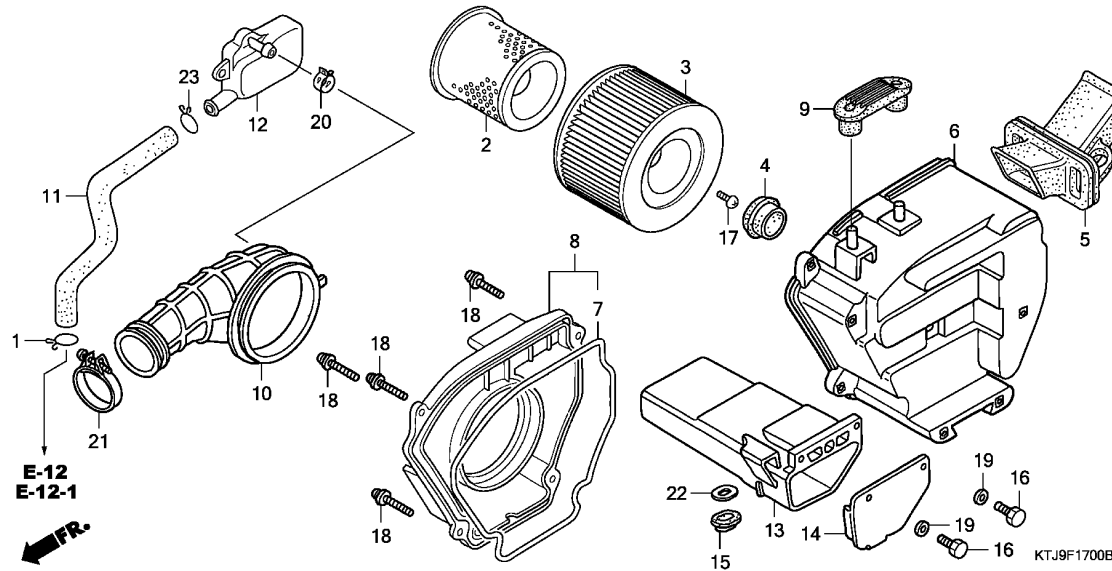
Ref. No.	L.O.N.	(Relative ref. Number) Description	F.R.T.
2	4111H9	COVER, SIDE :RIGHT .....	0.1
5	4111P0	LOCK, SIDE COVER .....	0.1
7	4111H8	COVER, SIDE :LEFT .....	0.1
	4111J0	COVER, SIDE :BOTH .....	0.1

**3**

Ref. No.	Part No.	Description	Reqd. QTY				Serial No.	Parts catalogue code
			5	8	A	B		
1	37221-KRF-S00	SPRING, LOCK SETTING .....	-	1	1	-		
2	83520-KTJ-C00ZA	COVER SET, R. SIDE(WL)	-	-	-	-		
	*TYPE1*	.....	-	1	-	-	5SH,6SH	
	83520-KTJ-C00ZB	*TYPE2*.....	-	1	-	-	5SH,6SH	
	83520-KTJ-C00ZC	*TYPE3*.....	-	1	-	-	5SH,6SH	
	83520-KTJ-C40ZA	*TYPE1*.....	-	1	-	-	7SH	
	83520-KTJ-C40ZB	*TYPE2*.....	-	1	-	-	7SH	
	83520-KTJ-C40ZC	*TYPE3*.....	-	1	-	-	7SH	
	83520-KTJ-C60ZA	*2TN480*	-	-	-	-		
		CANDY LUCID RED/ MAT BLACK (#15-#20)	-	-	1	-		
	83520-KTJ-C60ZB	*2TN564*	-	-	-	-		
		CANDY ARUJA BLUE/ MAT BLACK (#15-#20)	-	-	1	-		
	83520-KTJ-C60ZC	*2TN757*	-	-	-	-		
		PEARL COSMIC BLACK/ MAT BLACK (#15-#20)	-	-	1	-		
3	83542-KPN-900	GROMMET, SIDE COVER .....	-	4	4	-		
4	83551-GE2-000	GROMMET, AIR CLEANER CASE ...	-	2	2	-		
5	83560-KRF-S00	LOCK, SIDE COVER .....	-	1	-	-		
	83560-KWK-901	.....	-	-	1	-		
6	83561-KTJ-900	CUSHION, SIDE COVER LOCK ....	-	1	1	-		
7	83620-KTJ-C00ZA	COVER SET, L. SIDE(WL)	-	-	-	-		
	*TYPE1*	.....	-	1	-	-	5SH,6SH	
	83620-KTJ-C00ZB	*TYPE2*.....	-	1	-	-	5SH,6SH	
	83620-KTJ-C00ZC	*TYPE3*.....	-	1	-	-	5SH,6SH	
	83620-KTJ-C40ZA	*TYPE1*.....	-	1	-	-	7SH	
	83620-KTJ-C40ZB	*TYPE2*.....	-	1	-	-	7SH	



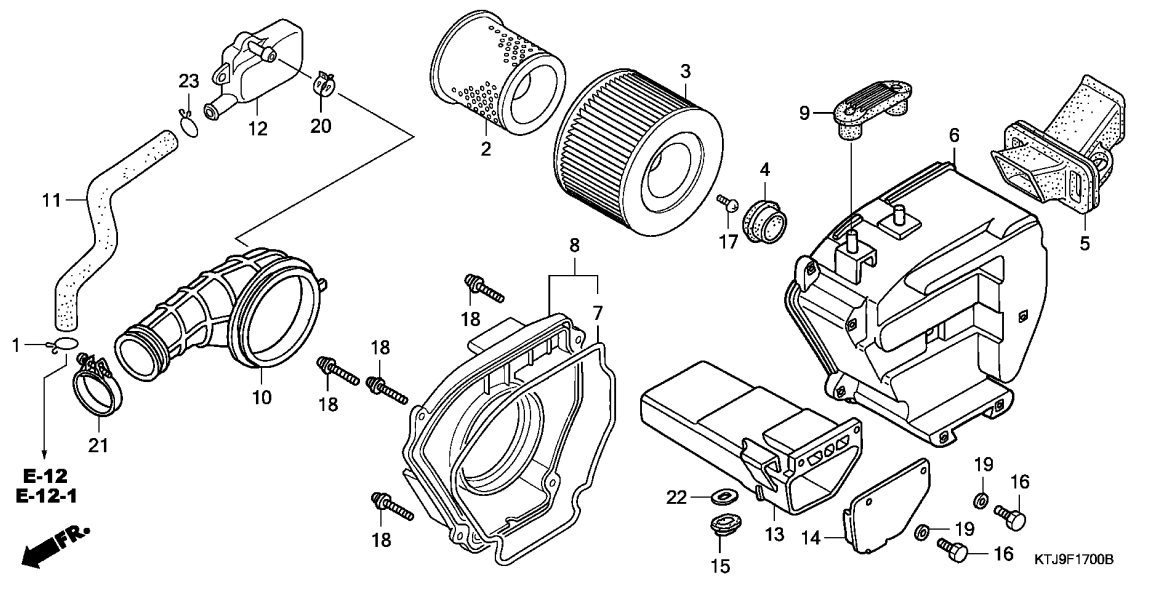
Ref. No.	Part No.	Description	Reqd. QTY				Serial No.	Parts catalogue code
			5	CGR125 8	A	B		
(7)	83620-KTJ-C40ZC	COVER SET, L. SIDE(WL) *TYPE3*	-	1	-	-	----- 7SH	
	83620-KTJ-C60ZA	*2TN480* CANDY LUCID RED/ MAT BLACK (#15-#20)	-	-	1	-		
	83620-KTJ-C60ZB	*2TN564* CANDY ARUJA BLUE/ MAT BLACK (#15-#20)	-	-	1	-		
	83620-KTJ-C60ZC	*2TN757* PEARL COSMIC BLACK/ MAT BLACK (#15-#20)	-	-	1	-		
8	90381-KEJ-900	SCREW, SPECIAL, 6X11	-	1	1	-		
9	83602-KTJ-C00	RUBBER, SIDE COWL	-	-	4	-		



Ref. No.	L.O.N.	(Relative ref. Number) Description	F.R.T.
3		(2)	
3	312105	ELEMENT, AIR CLEANER .....	0.2
5	312125	DUCT, AIR CLEANER .....	0.2
6	3121A5	CASE, AIR CLEANER .....	0.5
8	312102	COVER, AIR CLEANER CASE .....	0.2
10	3121B6	TUBE, AIR CLEANER CONNECTING ..	0.2
12	3121C7	TANK, STORAGE .....	0.1
13	410190	BOX OR BAG, TOOL .....	0.1

Ref. No.	Part No.	Description	Reqd. QTY				Serial No.	Parts catalogue code
			5	CGR125	A	B		
1	15772-KRF-S00	CLIP, TUBE .....	1	1	1	1		
2	17213-KRF-B40	HOLDER COMP., ELEMENT .....	1	1	1	1		
3	17214-KRF-B40	ELEMENT COMP., AIR CLEANER ..	1	-	-	-		
	17214-KTJ-C00	.....	-	1	1	1		
4	17217-KRF-B40	RUBBER, ELEMENT STOPPER .....	1	1	1	1		
5	17219-KTJ-900	DUCT, AIR CLEANER IN. ....	1	1	1	1	----- 1CH/A,2CH/A,52CH,5CH,5SH,62CH,6CH,6SH,7SH,82CH,8CH,92CH,9CH	
	17218-KRF-B40	.....	1	-	-	-	----- 1CH,2CH	
6	17221-KRF-S00	CASE, AIR CLEANER .....	1	1	1	1		
7	17226-KEW-900	SEAL, AIR CLEANER .....	1	1	1	1		
8	17235-KRF-S00	COVER SUB ASSY., AIR CLEANER ..	1	1	1	1		
9	17247-KPN-900	RUBBER, AIR CLEANER CASE .....	1	1	1	1		
		MOUNTING .....	1	1	1	1		
10	17253-KRF-B40	TUBE, AIR CLEANER CONNECTING ..	1	1	-	-		
	17253-KWK-900	.....	-	-	1	1		
11	17368-KRF-S00	TUBE, BREATHER .....	1	1	-	-		
	17368-KWK-900	.....	-	-	1	1		
12	17551-KRF-S00	TANK, STORAGE .....	1	1	1	1		
13	83501-KRF-S00	BOX, TOOL .....	1	1	-	-		
	83501-KWK-900	.....	-	-	1	1		
14	83502-KRF-S00	CAP, TOOL BOX .....	1	1	-	-		
	83502-KWK-900	.....	-	-	1	1		
15	83551-300-000	GROMMET, AIR CLEANER CASE ...	1	1	1	1		
16	92101-05016-0A	BOLT, HEX., 5X16 .....	2	2	2	2		
17	93500-05006-1A	SCREW, PAN, 5X6 .....	1	1	1	1		
18	93891-05016-18	SCREW-WASHER, 5X16 .....	4	4	4	4		
19	94101-05000	WASHER, PLAIN, 5MM .....	2	2	2	2		

3

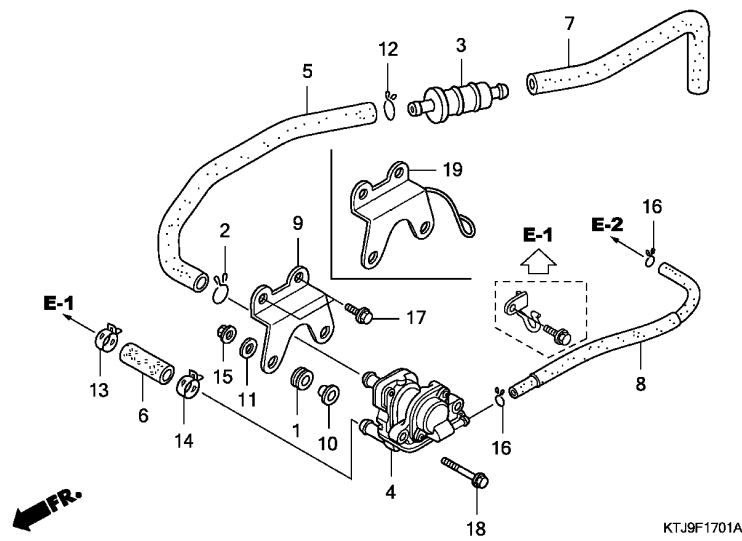


Ref. No.	Part No.	Description	Reqd. QTY				Serial No.	Parts catalogue code
			5	CGR125 8	A	B		
20	95002-41250-08	CLAMP, TUBE(D12.5) .....	1	1	1	1		
21	95018-46250	BAND, AIR CLEANER CONNECTING TUBE(46)	1	1	1	1		
22	83551-KTJ-900	RUBBER, TOOL BOX SETTING ....	1	1	1	1		
23	15772-KRF-S00	CLIP, TUBE .....	1	1	-	-		
	15772-GW3-980	CLIP, BREATHER TUBE .....	-	-	1	1		

F-17-1

AIR SUCTION VALVE(CGR125SH5,8)

J10



Ref. No.	L.O.N.	(Relative ref. Number) Description	F.R.T.
----------	--------	------------------------------------	--------

4	314130	VALVE, SECONDARY AIR CONTROL	0.3
---	--------	------------------------------	-----

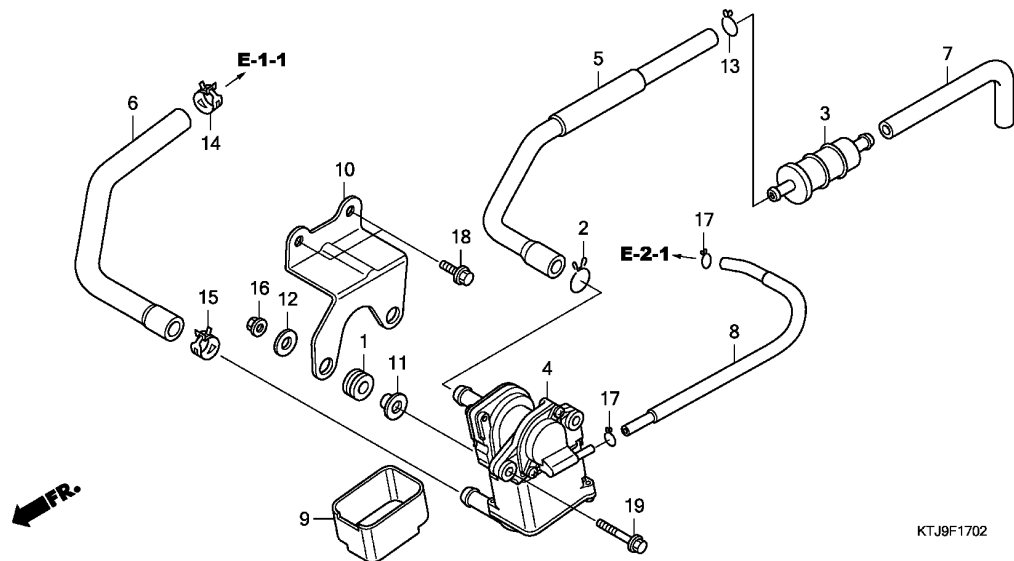
3

Ref. No.	Part No.	Description	Reqd. QTY				Serial No.	Parts catalogue code
			5	CGR125 8	A	B		
1	11344-MB0-000	GROMMET A, RR. COVER(8X16X6.6)	2	2	-	-		
2	15771-KV6-000	CLIP, OIL DRAIN TUBE	1	1	-	-		
3	17260-KPH-C00	FILTER COMP., AIR	1	1	-	-		
4	18600-KRF-B50	VALVE ASSY., AIR SUCTION	1	1	-	-		
5	18601-KRF-B40	TUBE, SUCTION	1	1	-	-		
6	18602-KRF-B40	TUBE, REED VALVE	1	1	-	-		
7	18603-KRF-B40	TUBE, INLET	1	1	-	-		
8	18604-KRF-B40	TUBE, AIR SUCTION VALVE CONTROL	1	-	-	-		
	18604-KTJ-940		-	1	-	-		
9	50535-KRF-B40	BRACKET, AIR SUCTION VALVE	1	-	-	-		
10	83119-GT4-000	COLLAR, METER	2	2	-	-		
11	90450-ZA0-000	WASHER, PLAIN, 6X16	2	2	-	-		
12	90602-KJ9-670	CLIP, TUBE	1	1	-	-		
13	90678-KRF-B40	CLIP, FUEL HOSE	1	1	-	-		
14	91405-KRF-B50	CLAMP, TUBE(D17)	1	1	-	-		
15	94050-06000	NUT, FLANGE, 6MM	2	2	-	-		
16	95002-02070	CLIP, TUBE(B7)	2	2	-	-		
17	95701-06008-00	BOLT, FLANGE, 6X8	2	2	-	-		
18	96001-06028-00	BOLT, FLANGE, 6X28	2	2	-	-		
19	50536-KTJ-940	BRACKET COMP., AIR SUCTION VALVE	-	1	-	-		

**F-17-2**

**AIR SUCTION VALVE(CGR125SHA,B)**

**J11**



Ref. No.	L.O.N.	(Relative ref. Number) Description	F.R.T.
----------	--------	------------------------------------	--------

4	314130	VALVE, SECONDARY AIR CONTROL	0.3
---	--------	------------------------------	-----

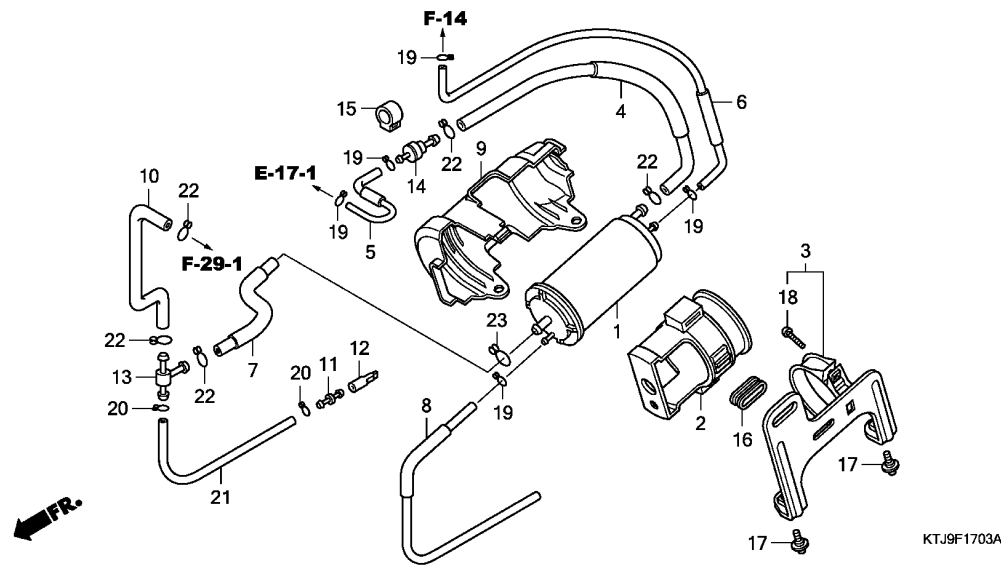
Ref. No.	Part No.	Description	Reqd. QTY				Serial No.	Parts catalogue code
			5	CGR125 8	A	B		
1	11344-MB0-000	GROMMET A, RR. COVER(8X16X6.6)	-	-	2	2		
2	15771-KV6-000	CLIP, OIL DRAIN TUBE	-	-	1	1		
3	17260-KPH-C00	FILTER COMP., AIR	-	-	1	1		
4	18600-KWK-901	VALVE ASSY., AIR SUCTION	-	-	1	1		
5	18601-KWK-900	TUBE, SUCTION	-	-	1	1		
6	18602-KWK-900	TUBE, REED VALVE	-	-	1	1		
7	18603-KRF-B40	TUBE, INLET	-	-	1	1		
8	18604-KWK-900	TUBE, AIR SUCTION VALVE CONTROL	-	-	1	1		
9	18605-KWK-900	RUBBER, AIR SUCTION VALVE CONTROL MOUNTING	-	-	1	1		
10	50535-KWK-900	BRACKET, AIR SUCTION VALVE	-	-	1	1		
11	83119-GT4-000	COLLAR, METER	-	-	2	2		
12	90450-ZA0-000	WASHER, PLAIN, 6X16	-	-	2	2		
13	90602-KJ9-670	CLIP, TUBE	-	-	1	1		
14	90678-KRF-B40	CLIP, FUEL HOSE	-	-	1	1		
15	91405-MF5-860	CLAMP, TUBE(D17)	-	-	1	1		
16	94050-06000	NUT, FLANGE, 6MM	-	-	2	2		
17	95002-02070	CLIP, TUBE(B7)	-	-	2	2		
18	95701-06008-00	BOLT, FLANGE, 6X8	-	-	2	2		
19	96001-06028-00	BOLT, FLANGE, 6X28	-	-	2	2		

**3**

# F-17-3

# CANISTER

**J12**



Ref. No.	L.O.N.	(Relative ref. Number) Description	F.R.T.
1	3141A4	CANISTER .....	0.2

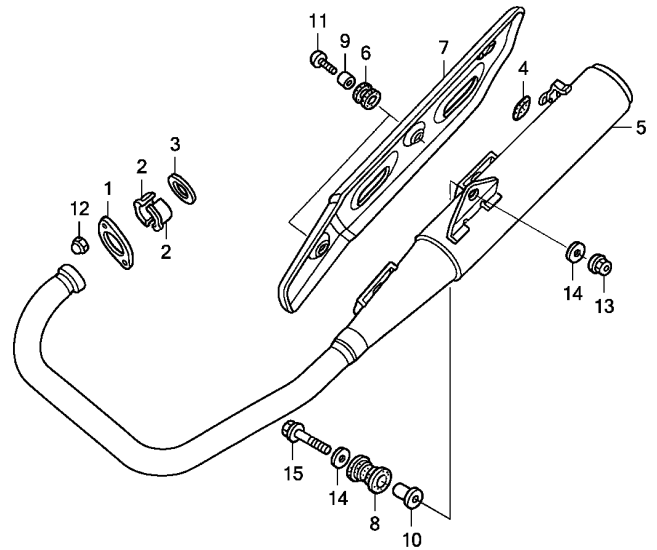
**3**

Ref. No.	Part No.	Description	Reqd. QTY				Serial No.	Parts catalogue code
			5	CGR125 8	A	B		
1	17310-KWK-901	CANISTER COMP. ....	-	-	1	1		
2	17311-KWK-900	RUBBER, CANISTER MOUNT .....	-	-	1	1		
3	17312-KWK-900	STAY COMP., CANISTER COVER ..	-	-	1	1		
4	17412-KTJ-C60	TUBE, CANISTER PURGE .....	-	-	1	1		
5	17413-KWK-900	TUBE, PURGE .....	-	-	1	1		
6	17415-KTJ-C60	TUBE, BREATHER .....	-	-	1	1		
7	17416-KTJ-C60	TUBE, AIR .....	-	-	1	-		
	17416-KTJ-B00	.....	-	-	-	1		
8	17417-KTJ-C60	TUBE, DRAIN .....	-	-	1	-		
	17417-KTJ-B00	.....	-	-	-	1		
9	17418-KWK-900	COVER, CANISTER .....	-	-	1	1		
10	17424-KTJ-C60	TUBE, AIR JOINT .....	-	-	1	-		
	17424-KTJ-B00	.....	-	-	-	1		
11	17432-KWK-900	JOINT, DRAIN .....	-	-	1	1		
12	17433-KWK-900	TUBE, 3WAY DRAIN .....	-	-	1	1		
13	17434-KWK-900	JOINT, 3WAY .....	-	-	1	1		
14	17440-KWK-901	VALVE, ONE WAY .....	-	-	1	1		
15	17441-KWK-900	RUBBER, ONE WAY VALVE .....	-	-	1	1		
16	83601-MB0-000	GROMMET A, SIDE COVER .....	-	-	1	1		
17	91509-GE2-760	SCREW, PAN, 5X11.5 .....	-	-	2	2		
18	93500-05014-0H	SCREW, PAN, 5X14 .....	-	-	1	1		
19	95002-02080	CLIP, TUBE(B8) .....	-	-	5	5		
20	95002-02100	CLIP, TUBE(B10) .....	-	-	2	2		
21	95005-50140-50	TUBE, 5X140(95005-50001-50M)	-	-	1	1		
22	95002-02120	CLIP, TUBE(B12) .....	-	-	5	5		
23	15771-KV6-000	CLIP, OIL DRAIN TUBE .....	-	-	1	1		

F-18

EXHAUST MUFFLER(CGR125SH5,8)

J13



KTJ9F1800A

Ref. No.	L.O.N.	(Relative ref. Number) Description	F.R.T.
3		(1,2)	
3	3131B4	GASKET, EXHAUST PIPE .....	0.2
5	313120	MUFFLER .....	0.2
7	313121	PROTECTOR, MUFFLER .....	0.1

Ref. No.	Part No.	Description	Reqd. QTY				Serial No.	Parts catalogue code
			5	CGR125 8	A	B		
1	18231-KRF-S00	JOINT, EX. PIPE .....	1	1	-	-		
2	18233-KRF-S00	COLLAR COMP., EX. PIPE JOINT .....	2	2	-	-		
3	18291-MN5-650	GASKET, EX. PIPE .....	1	1	-	-		
4	18293-MN0-000	RUBBER, PROTECTOR .....	1	1	-	-		
5	18300-KTJ-900	MUFFLER COMP., EX. ....	1	-	-	-		
	18300-KTJ-C40	.....	-	1	-	-	----- 5SH,7SH	
	18300-KTJ-C00	.....	-	1	-	-	----- 6SH	
6	18345-KTJ-900	RUBBER, MUFFLER MOUNTING .....	2	2	-	-		
7	18355-KTJ-900	COVER, MUFFLER .....	1	-	-	-		
	18355-KTJ-C00	.....	-	1	-	-		
8	18421-438-670	RUBBER, MUFFLER MOUNTING .....	1	-	-	-		
	18421-KVC-900	.....	-	1	-	-		
9	18422-KTJ-900	COLLAR, MUFFLER MOUNTING .....	2	2	-	-		
10	18422-438-000	COLLAR, MUFFLER MOUNTING .....	1	1	-	-		
11	90107-KTJ-900	BOLT, BODY COVER SETTING .....	2	2	-	-		
12	90304-438-000	NUT, CAP, 6MM .....	2	2	-	-		
13	94050-10000	NUT, FLANGE, 10MM .....	1	1	-	-		
14	94103-10000	WASHER, PLAIN, 10MM .....	2	2	-	-		
15	95801-10055-00	BOLT, FLANGE, 10X55 .....	1	1	-	-		

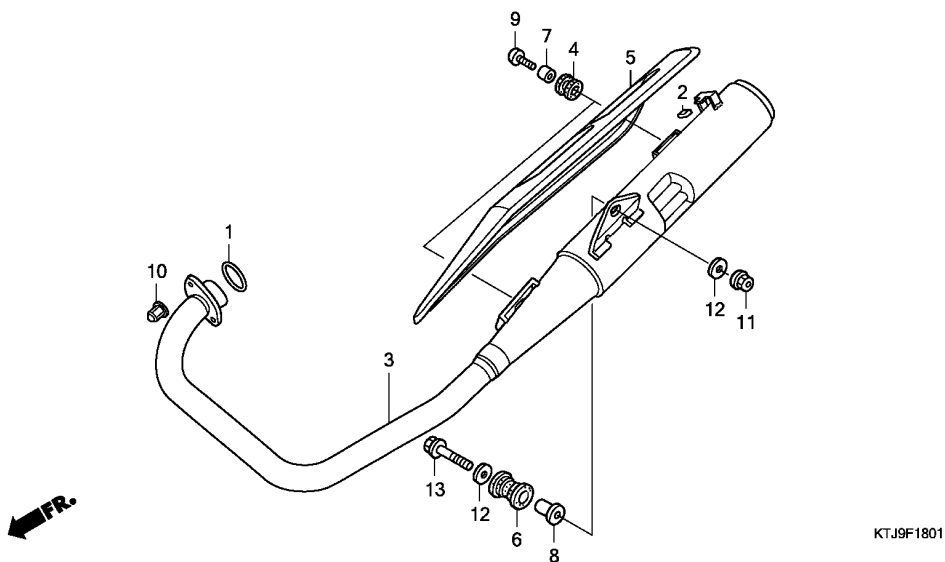
3



F-18-1

EXHAUST MUFFLER(CGR125SHA,B)

J14

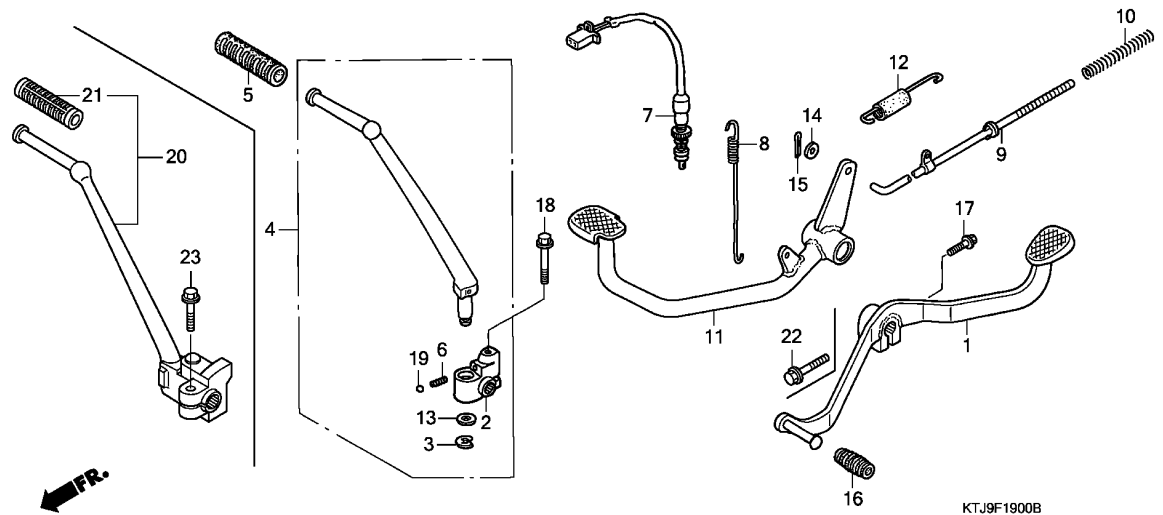


KTJ9F1801

Ref. No.	L.O.N.	(Relative ref. Number) Description	F.R.T.
1	3131B4	GASKET, EXHAUST PIPE .....	0.2
3	313120	MUFFLER .....	0.2
5	313121	PROTECTOR, MUFFLER .....	0.1

3

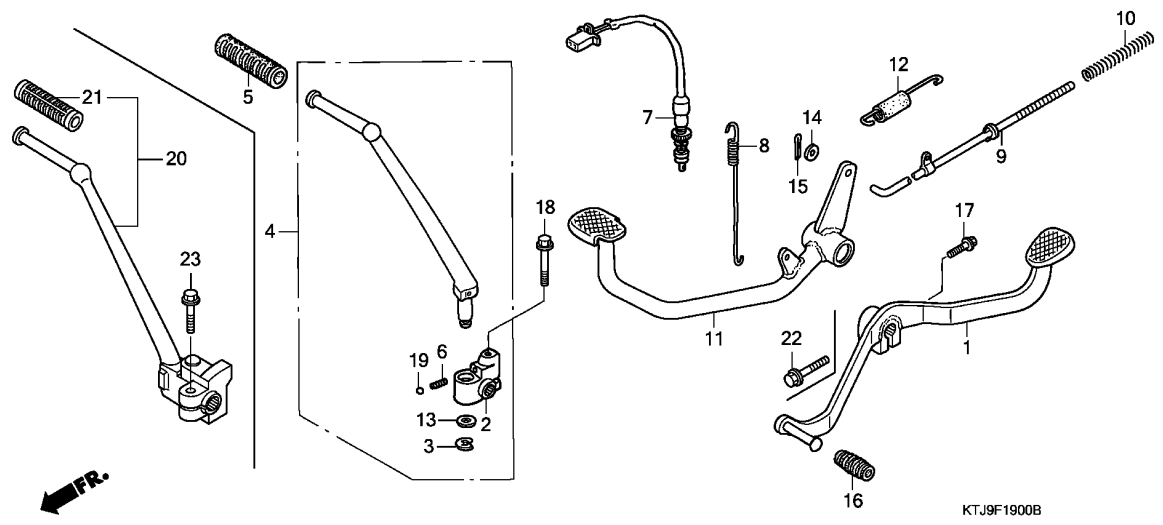
Ref. No.	Part No.	Description	Reqd. QTY		Serial No.	Parts catalogue code
			5	CGR125 8 A B		
1	18291-MN5-650	GASKET, EX. PIPE .....	-	-	1 1	
2	18293-MN0-000	RUBBER, PROTECTOR .....	-	-	1 1	
3	18300-KTJ-C60	MUFFLER COMP., EX. ....	-	-	1 -	
	18300-KTJ-B00	.....	-	-	- 1	
4	18345-KTJ-900	RUBBER, MUFFLER MOUNTING .....	-	-	2 2	
5	18355-KTJ-C60	PROTECTOR COMP., MUFFLER .....	-	-	1 1	
6	18421-KVC-900	RUBBER, MUFFLER MOUNTING .....	-	-	1 1	
7	18422-KTJ-900	COLLAR, MUFFLER MOUNTING .....	-	-	2 2	
8	18422-438-000	COLLAR, MUFFLER MOUNTING .....	-	-	1 1	
9	90107-KWK-900	BOLT, BODY COVER SETTING .....	-	-	2 2	
10	90305-KSP-900	NUT, EXHAUST PIPE, 8MM .....	-	-	2 2	
11	94050-10000	NUT, FLANGE, 10MM .....	-	-	1 1	
12	94103-10000	WASHER, PLAIN, 10MM .....	-	-	2 2	
13	95801-10055-00	BOLT, FLANGE, 10X55 .....	-	-	1 1	



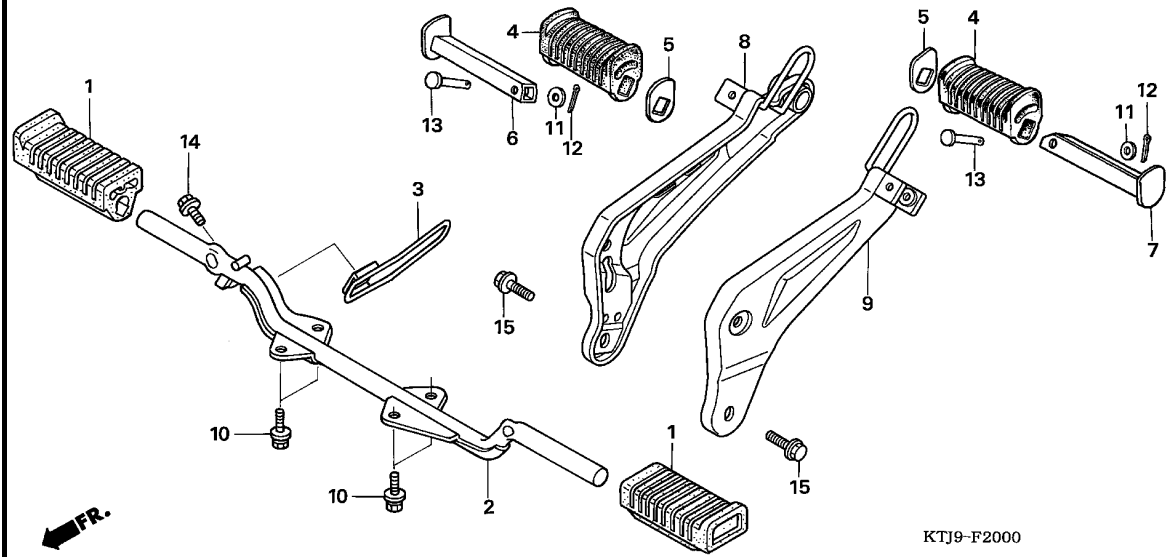
Ref. No.	L.O.N.	(Relative ref. Number) Description	F.R.T.
1	4101A1	PEDAL, GEAR CHANGE .....	0.1
4		(20)	
	112107	ARM, KICK STARTER .....	0.1
7	6151B5	SWITCH, REAR STOP :PEDAL SIDE	0.2
9	811135	ROD, REAR BRAKE .....	0.4
11	810160	PEDAL, REAR BRAKE .....	0.7

Ref. No.	Part No.	Description	Reqd. QTY				Serial No.	Parts catalogue code
			5	8	A	B		
1	24701-KTJ-900	PEDAL, GEAR CHANGE .....	1	1	-	-		
	24701-KTJ-C60	.....	-	-	1	-		
	24701-KTJ-B00	.....	-	-	-	1		
2	28241-KRM-860	JOINT, KICK ARM .....	1	-	-	-		
	28241-KVC-900	.....	-	1	-	-		
3	28293-KRM-860	CLIP, KICK STARTER ARM .....	1	1	-	-		
4	28300-KTJ-900	ARM ASSY., KICK STARTER .....	1	-	-	-		
	28300-KVC-900	.....	-	1	-	-		
5	28311-KC5-000	RUBBER, KICK STARTER .....	1	-	-	-		
	95011-51000	RUBBER A, KICK STARTER .....	-	1	-	-		
6	28333-KK0-000	SPRING, KICK STARTER .....	1	1	-	-		
7	35350-KTJ-870	SWITCH ASSY., RR. STOP .....	1	1	1	1		
8	35357-KTJ-900	SPRING, STOP SWITCH .....	1	1	1	1		
9	43451-KTJ-900	ROD COMP., RR. BRAKE .....	1	1	1	1		
10	43452-KRF-S00	SPRING, BRAKE ROD .....	1	1	1	1		
11	46500-KTJ-900	PEDAL COMP., BRAKE .....	1	1	-	-		
	46500-KTJ-C60	.....	-	-	1	-		
	46500-KTJ-B00	.....	-	-	-	1		
12	46513-KRS-830	SPRING ASSY., RR. BRAKE RETURN	1	1	1	1		
13	90505-KRM-860	WASHER, 15.5X22 .....	1	1	-	-		
14	90507-KRF-S00	WASHER, PLAIN, 6MM .....	1	1	1	1		
15	94201-20150	PIN, SPLIT, 2.0X15 .....	1	1	1	1		
16	95011-40000	RUBBER, CHANGE PEDAL .....	1	1	-	1		
	24781-KR3-770	RUBBER, GEAR CHANGE PEDAL ...	-	-	1	-		
17	95701-06020-00	BOLT, FLANGE, 6X20 .....	1	1	-	-		
18	95701-08032-00	BOLT, FLANGE, 8X32 .....	1	1	-	-		





Ref. No.	Part No.	Description	Reqd. QTY				Serial No.	Parts catalogue code
			5	CGR125 8	A	B		
19	96211-08000	BALL, STEEL, #8(1/4) .....	1	1	-	-		
20	28300-KTJ-C60	ARM ASSY., KICK STARTER .....	-	-	1	-		
	28300-KTJ-B00	.....	-	-	-	1		
21	95011-51000	RUBBER A, KICK STARTER .....	-	-	1	1		
22	95701-06020-00	BOLT, FLANGE, 6X20 .....	-	-	1	1		
23	95701-08025-00	BOLT, FLANGE, 8X25 .....	-	-	1	1		



Ref. No.	L.O.N.	(Relative ref. Number) Description	F.R.T.
1	4101D3	RUBBER, STEP :LEFT .....	0.1
	4101D4	RUBBER, STEP :RIGHT .....	0.1
	4101L8	RUBBER, STEP :BOTH .....	0.1
2	410145	BAR, STEP .....	0.4
6		(4)	
	4101C8	BAR, PILLION STEP :RIGHT .....	0.1
7		(4)	
	4101C7	BAR, PILLION STEP :LEFT .....	0.1
	4101P4	BAR, PILLION STEP :BOTH .....	0.2
8	4101D0	BRACKET, PILLION STEP :RIGHT ..	0.3
9	4101C9	BRACKET, PILLION STEP :LEFT ..	0.4
	4101K4	BRACKET, PILLION STEP :BOTH ..	0.7

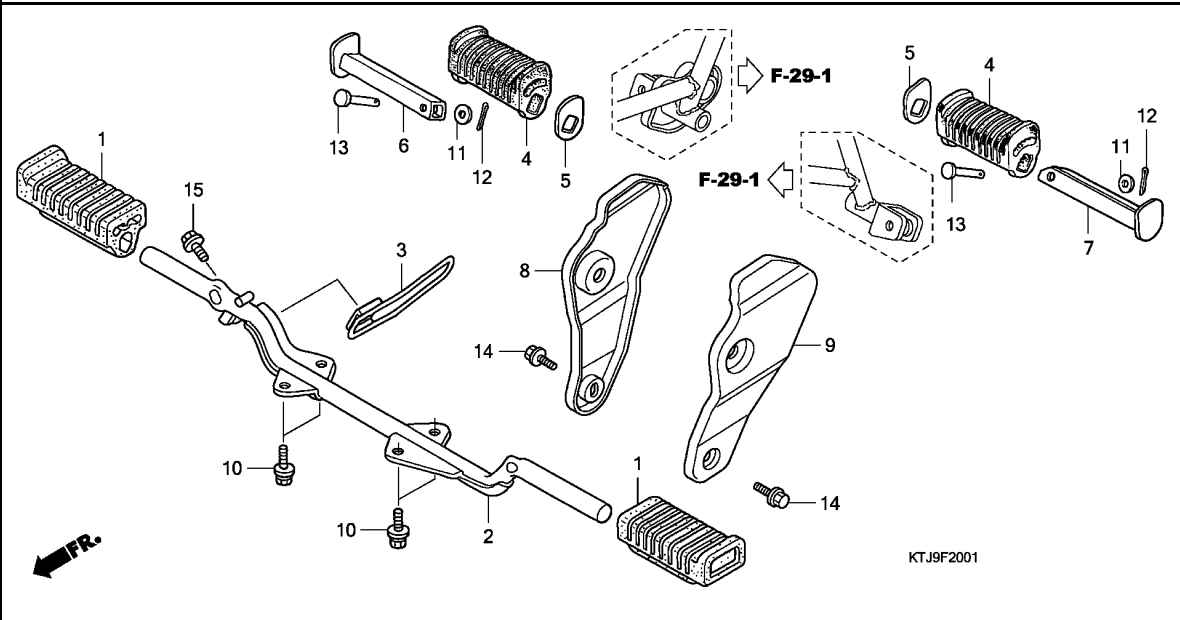
Ref. No.	Part No.	Description	Reqd. QTY				Serial No.	Parts catalogue code
			5	CGR125 8	A	B		
1	50603-KRF-S00	RUBBER, STEP .....	2	-	-	-		
2	50610-KTJ-900ZA	BAR COMP., STEP *NH1*.....BLACK	1	-	-	-		
3	50615-KTJ-900	GUARD, EX. PIPE .....	1	-	-	-		
4	50710-KRF-S00	RUBBER, PILLION STEP .....	2	-	-	-		
5	50712-KRF-S00	WASHER, PILLION STEP .....	2	-	-	-		
6	50715-KRF-S00	BAR, R. PILLION STEP .....	1	-	-	-		
7	50718-KRF-S00	BAR, L. PILLION STEP .....	1	-	-	-		
8	50720-KTJ-900ZA	HOLDER, R. PILLION STEP *NH132M*..MAX SILVER METALLIC	1	-	-	-		
9	50725-KTJ-900ZA	HOLDER, L. PILLION STEP *NH132M*..MAX SILVER METALLIC	1	-	-	-		
10	93402-08020-08	BOLT-WASHER, 8X20 .....	4	-	-	-		
11	94101-06000	WASHER, PLAIN, 6MM .....	2	-	-	-		
12	94201-16150	PIN, SPLIT, 1.6X15 .....	2	-	-	-		
13	95015-83000	PIN C, PILLION STEP .....	2	-	-	-		
14	96001-06016-00	BOLT, FLANGE, 6X16 .....	1	-	-	-	----- 1CH,2CH	
	95701-06016-08	.....	1	-	-	-	----- 1CH/A,2CH/A	
15	95701-10016-00	BOLT, FLANGE, 10X16 .....	2	-	-	-		



# F-20-1

# STEP(CGR125SH8,A,B)

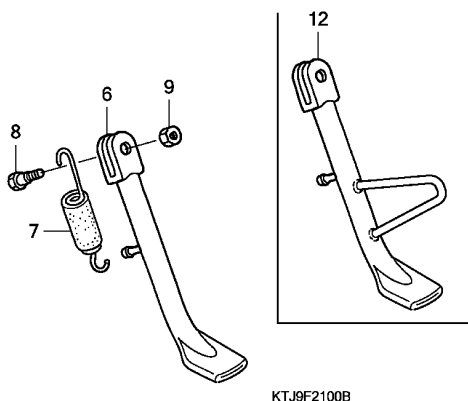
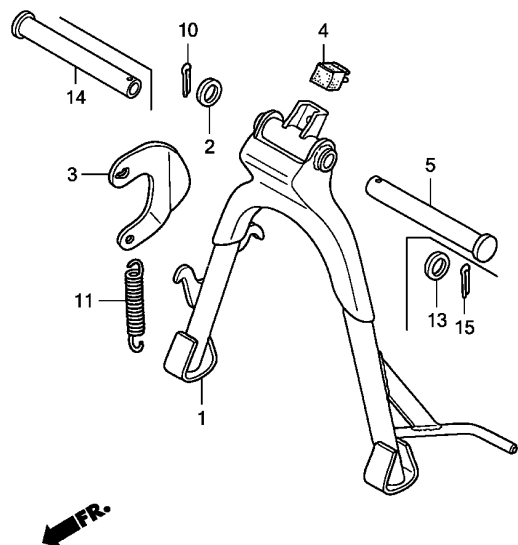
**K 2**



Ref. No.	L.O.N.	(Relative ref. Number) Description	F.R.T.
1	4101D3	RUBBER, STEP :LEFT .....	0.1
	4101D4	RUBBER, STEP :RIGHT .....	0.1
	4101L8	RUBBER, STEP :BOTH .....	0.1
2	410145	BAR, STEP .....	0.4
6		(4)	
	4101C8	BAR, PILLION STEP :RIGHT .....	0.1
7		(4)	
	4101C7	BAR, PILLION STEP :LEFT .....	0.1
	4101P4	BAR, PILLION STEP :BOTH .....	0.2
8	4101D0	BRACKET, PILLION STEP :RIGHT ..	0.2
9	4101C9	BRACKET, PILLION STEP :LEFT ..	0.3
	4101K4	BRACKET, PILLION STEP :BOTH ..	0.5

Ref. No.	Part No.	Description	Reqd. QTY			Serial No.	Parts catalogue code
			5	CGR125 8	A B		
1	50603-KRF-S00	RUBBER, STEP .....	-	2	2	2	
2	50610-KTJ-900ZA	BAR COMP., STEP	-	1	-	-	
		*NH1*.....BLACK	-	-	-	-	
	50610-KTJ-C60	.....	-	-	1	-	
	50610-KTJ-B00	.....	-	-	-	1	
3	50615-KTJ-900	GUARD, EX. PIPE .....	-	1	-	-	
4	50710-KPN-J00	RUBBER, PILLION STEP .....	-	2	2	2	
5	50712-KRF-S00	WASHER, PILLION STEP .....	-	2	2	2	
6	50715-KRF-S00	BAR, R. PILLION STEP .....	-	1	1	1	
7	50718-KRF-S00	BAR, L. PILLION STEP .....	-	1	-	-	
	50718-KWK-900	BAR COMP., L. PILLION STEP ..	-	-	1	1	
8	50730-KTJ-C00ZA	PLATE, R. PILLION STEP	-	1	-	-	
		*NH411M*FORCE SILVER METALLIC	-	-	-	-	
	50730-KTJ-C60ZA	*NH411M*FORCE SILVER METALLIC	-	-	1	1	
9	50740-KTJ-C00ZA	PLATE, L. PILLION STEP	-	1	-	-	
		*NH411M*FORCE SILVER METALLIC	-	-	-	-	
	50740-KTJ-C60ZA	*NH411M*FORCE SILVER METALLIC	-	-	1	1	
10	93402-08020-08	BOLT-WASHER, 8X20 .....	-	4	4	4	
11	94101-06000	WASHER, PLAIN, 6MM .....	-	2	2	2	
12	94201-16150	PIN, SPLIT, 1.6X15 .....	-	2	2	2	
13	95015-83000	PIN C, PILLION STEP .....	-	2	2	2	
14	95701-06012-00	BOLT, FLANGE, 6X12 .....	-	2	2	2	
15	95701-06016-08	BOLT, FLANGE, 6X16 .....	-	1	-	-	

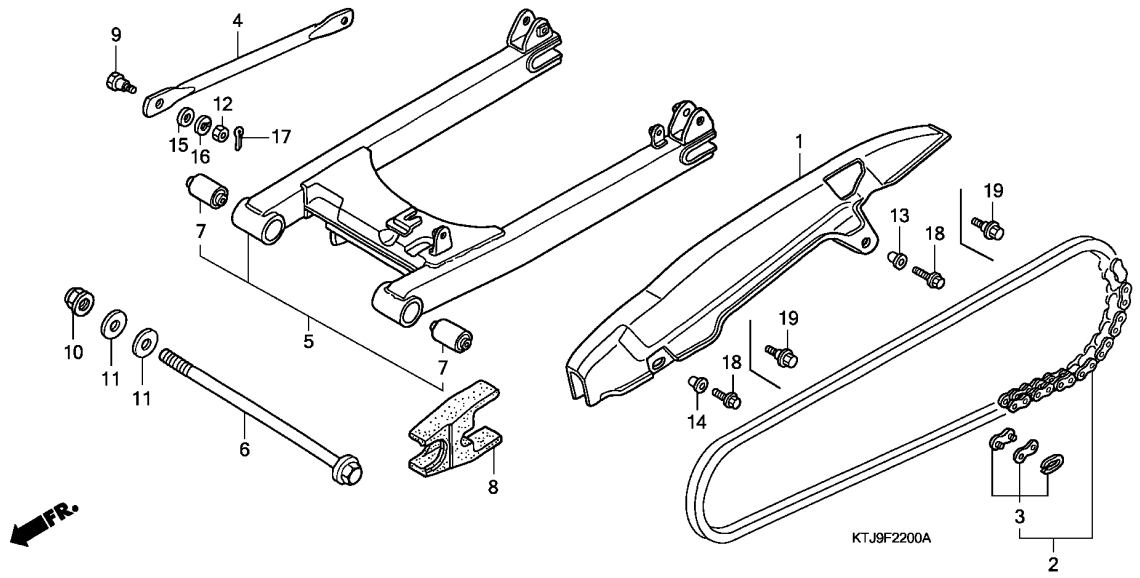
**3**



KTJ9F2100B

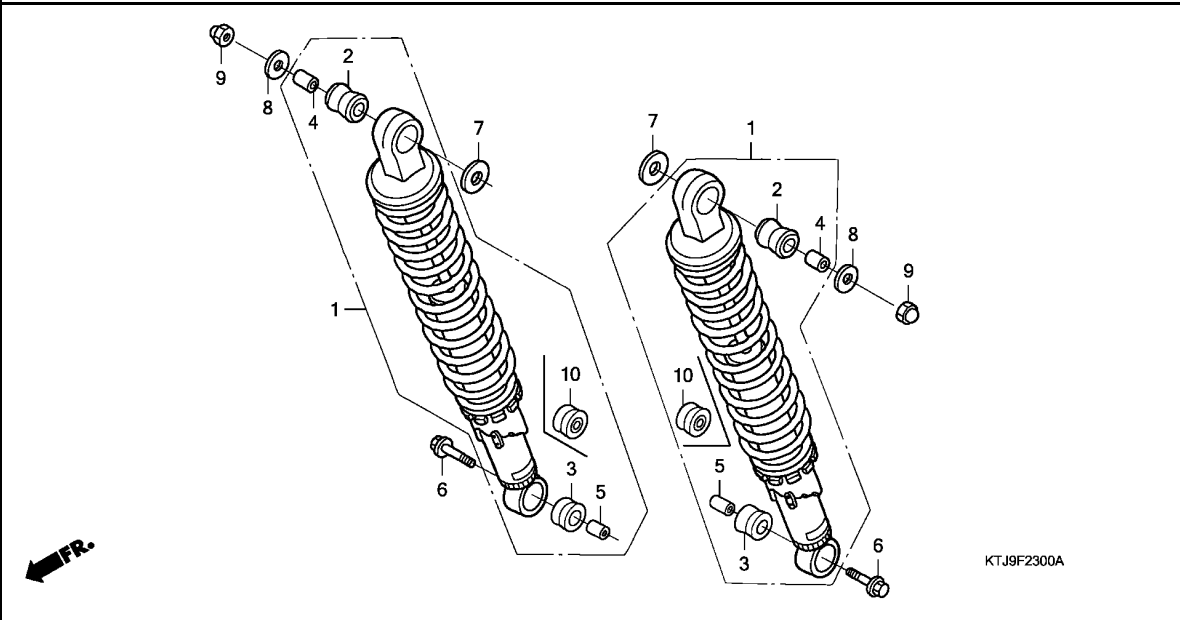
Ref. No.	L.O.N.	(Relative ref. Number) Description	F.R.T.
1		(5,14)	
410175		STAND, MAIN .....	0.7
6		(12)	
410180		BAR, SIDE STAND .....	0.2
7		410182 SPRING, SIDE STAND .....	0.1
11		(3)	
410176		SPRING, MAIN STAND .....	0.2

Ref. No.	Part No.	Description	Reqd. QTY				Serial No.	Parts catalogue code
			5	CGR125 8	A	B		
1	50500-KTJ-900	STAND, MAIN .....	1	-	-	-		
	50500-KPN-J00	.....	-	1	-	-		
	50500-KPN-J01	.....	-	-	1	1		
2	50512-KRF-S00	WASHER, 17X22 .....	1	1	-	-		
3	50523-KC5-000	HOOK, MAIN STAND SPRING .....	1	1	1	1		
4	50524-KRF-S00	RUBBER, STAND STOPPER .....	1	1	1	1		
5	50526-KTJ-900	SHAFT, MAIN STAND PIVOT .....	1	1	-	-		
6	50530-KTJ-900	STAND COMP., SIDE .....	1	-	-	-		
7	50535-KTJ-900	SPRING ASSY., SIDE STAND .....	1	1	1	1		
8	50541-KTJ-900	BOLT, SIDE STAND PIVOT .....	1	-	-	-		
	90108-223-000	SCREW, SIDE STAND PIVOT .....	-	1	1	1		
9	94001-10000-0S	NUT, HEX., 10MM .....	1	-	-	-		
	94002-10000-0S	.....	-	1	1	1		
10	94201-30250	PIN, SPLIT, 3.0X25 .....	1	1	-	-		
11	50520-KTJ-900	SPRING, MAIN STAND .....	1	1	1	1		
12	50530-KTJ-C00	STAND COMP., SIDE .....	-	1	1	1		
13	50512-KRF-S00	WASHER, 17X22 .....	-	-	1	-		
	50512-KRF-S01	.....	-	-	-	1		
14	50526-KTJ-900	SHAFT, MAIN STAND PIVOT .....	-	-	1	1		
15	94201-30250	PIN, SPLIT, 3.0X25 .....	-	-	1	1		



Ref. No.	L.O.N.	(Relative ref. Number) Description	F.R.T.
1	410195	CASE, DRIVE CHAIN .....	0.1
2	213165	CHAIN, DRIVE .....	0.2
4	7111H2	ARM, REAR BRAKE STOPPER .....	0.2
5	5121B0	SWINGARM ASSEMBLY .....	0.8
7	5121B3	BUSH, SWINGARM PIVOT .....	1.0
	5121B3A	.Replace 1 swingarm pivot bush add .....	0.1
8	4101E5	SLIDER, CHAIN .....	0.6

Ref. No.	Part No.	Description	Reqd. QTY				Serial No.	Parts catalogue code
			5	CGR125 8	A	B		
1	40510-KTJ-900	CASE, DRIVE CHAIN .....	1	1	-	-		
	40510-KWK-900	.....	-	-	1	1		
2	40530-KTJ-870	CHAIN, DRIVE(428-110L) .....	1	1	-	-	----- 1CH/A,2CH/A,5SH,6SH,7SH	
	40530-KRF-T00	CHAIN, DRIVE(428-108L) .....	1	-	-	-	----- 1CH,2CH	
	40530-KWK-900	CHAIN, DRIVE(428H-112L) .....	-	-	1	1		
3	40531-KRF-T00	JOINT SET, DRIVE CHAIN .....	1	1	-	-		
	40531-KTT-890	JOINT, DRIVE CHAIN .....	-	-	1	1		
4	43431-KTJ-900	ARM, RR. BRAKE STOPPER .....	1	1	1	1		
5	52200-KVC-900	SWINGARM SUB ASSY., RR. ....	1	1	-	-	----- 1CH/A,2CH/A,5SH,6SH,7SH	
	52100-KTJ-900	SWINGARM ASSY., RR. ....	1	-	-	-	----- 1CH,2CH	
	52200-KTJ-C60	SWINGARM SUB ASSY., RR. ....	-	-	1	1		
6	52101-KTJ-900	BOLT, SWINGARM PIVOT .....	1	-	-	-		
	52101-KTJ-C00	.....	-	1	1	1		
7	52147-KRF-S00	BUSH, SWINGARM PIVOT RUBBER ..	2	2	-	-		
8	52170-KVC-900	SLIDER, DRIVE CHAIN .....	1	1	1	1	----- 1CH/A,2CH/A,52CH,5CH,5SH,62CH,6CH,6SH,7SH,82CH,8CH,92CH,9CH	
	52175-KRF-S00	.....	1	-	-	-	----- 1CH,2CH	
9	90129-KRF-S00	BOLT, BRACKET STOPPER .....	1	1	1	1		
10	90307-KRF-S00	NUT, SPECIAL, 12MM .....	1	1	1	1		
11	90506-KRF-B40	WASHER, PLAIN, 12MM .....	2	2	2	2		
12	94001-08080-OS	NUT, HEX., 8MM .....	1	1	1	1		
13	90512-KRF-S00	WASHER, CHAIN CASE SETTING ..	1	1	-	-		
14	90513-KRF-S00	WASHER, 6X9 .....	1	1	-	-		
15	94101-08800	WASHER, PLAIN, 8MM .....	1	1	1	1		
16	94111-10800	WASHER, SPRING, 10MM .....	1	1	1	1		
17	94201-20150	PIN, SPLIT, 2.0X15 .....	1	1	1	1		
18	95701-06012-07	BOLT, FLANGE, 6X12 .....	2	2	-	-		
19	90119-KTT-900	BOLT, FLANGE, 6MM .....	-	-	2	2		



Ref. No.	L.O.N.	(Relative ref. Number) Description	F.R.T.
1	5121B6	CUSHION ASSY., REAR :LEFT ....	0.1
	5121B7	CUSHION ASSY., REAR :RIGHT ...	0.1
	5121B8	CUSHION ASSY., REAR :BOTH ....	0.2

Ref. No.	Part No.	Description	Reqd. QTY				Serial No.	Parts catalogue code
			5	CGR125 8	A	B		
1	52400-KTJ-870	CUSHION ASSY., RR. ....	2	-	-	-	1CH,2CH	
	52400-KTJ-901	.....	2	-	-	-	1CH/A,2CH/A	
	52400-KTJ-940	.....	-	2	-	-		
	52400-KTJ-C61	.....	-	-	2	2		
2	52485-KTJ-900	BUSH, RUBBER UPPER .....	2	2	-	-	1CH/A,2CH/A,5SH,6SH,7SH	
	52485-KRF-T00	.....	2	-	-	-	1CH,2CH	
	52485-KRF-H71	.....	-	-	2	2		
3	52486-KRF-T00	BUSH, RUBBER UNDER .....	2	-	-	-	1CH,2CH	
4	52487-KTJ-900	COLLAR, RUBBER BUSH UPPER ...	2	2	-	-	1CH/A,2CH/A,5SH,6SH,7SH	
	52487-KRF-T00	COLLAR, RR. CUSHION RUBBER						
		BUSH	2	-	-	-	1CH,2CH	
	52487-KTJ-C61	COLLAR, RUBBER BUSH UPPER ...	-	-	2	2		
5	52488-KRF-T00	COLLAR, RR. CUSHION RUBBER						
		BUSH	2	-	-	-	1CH,2CH	
6	90108-KRF-S00	BOLT, RR. CUSHION UNDER .....	2	2	2	2		
7	90501-KRF-S00	WASHER, PLAIN, 12MM .....	2	2	2	2		
8	90502-KTJ-900	WASHER, PLAIN, 10MM .....	2	2	2	2		
9	94021-10020-0S	NUT, CAP, 10MM .....	2	2	2	2		
10	52486-KTJ-900	BUSH, RUBBER UNDER .....	2	2	-	-	1CH/A,2CH/A,5SH,6SH,7SH	
	52486-KRF-H71	.....	-	-	2	2		

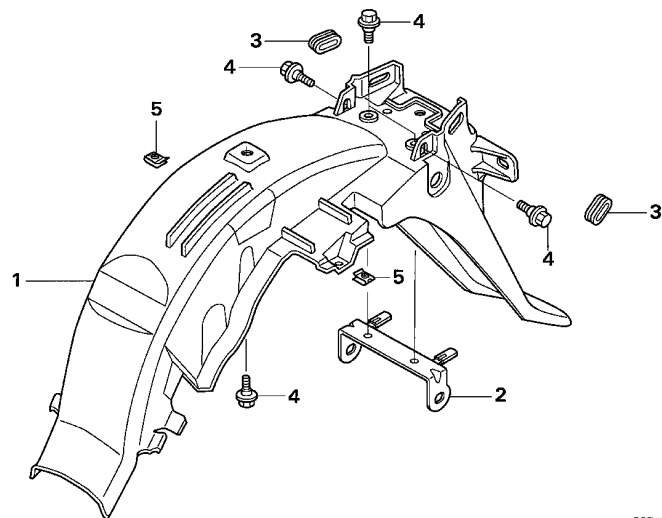




**F-24**

**REAR FENDER(CGR125SH5,B)**

**K 6**



KTJ9-F2400

Ref. No.	L.O.N.	(Relative ref. Number) Description	F.R.T.
1	413102	FENDER, REAR .....	0.7
2	6161M2	STAY, REAR WINKER .....	0.5

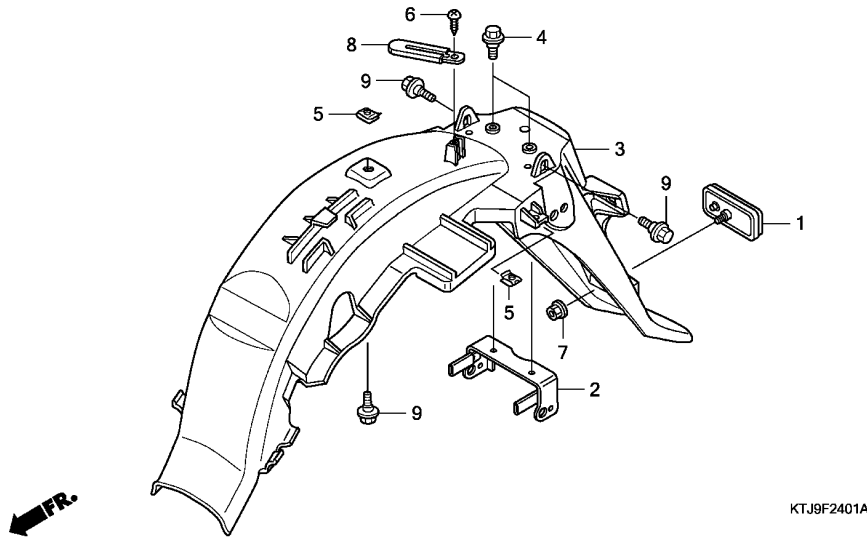
**3**

Ref. No.	Part No.	Description	Reqd. QTY				Serial No.	Parts catalogue code
			5	CGR125	A	B		
1	80100-KVC-900	FENDER, RR. ....	1	-	-	1	-----	1CH/A,2CH/A,52CH,5CH,62CH,6CH,82CH,8CH,92CH,9CH
	80100-KTJ-900	.....	1	-	-	-	-----	1CH,2CH
2	80105-KTJ-900	STAY, RR. WINKER .....	1	-	-	1		
3	83601-MB0-000	GROMMET A, SIDE COVER .....	2	-	-	2		
4	90111-162-000	BOLT, FLANGE, 6MM .....	5	-	-	5		
5	90677-KRM-860	NUT, CLIP, 5MM .....	2	-	-	2		

**F-24-1**

**REAR FENDER(CGR125SH8,A)**

**K 7**



Ref. No.	L.O.N.	(Relative ref. Number) Description	F.R.T.
2	6161M2	STAY, REAR WINKER .....	0.5
3	413102	FENDER, REAR .....	0.7

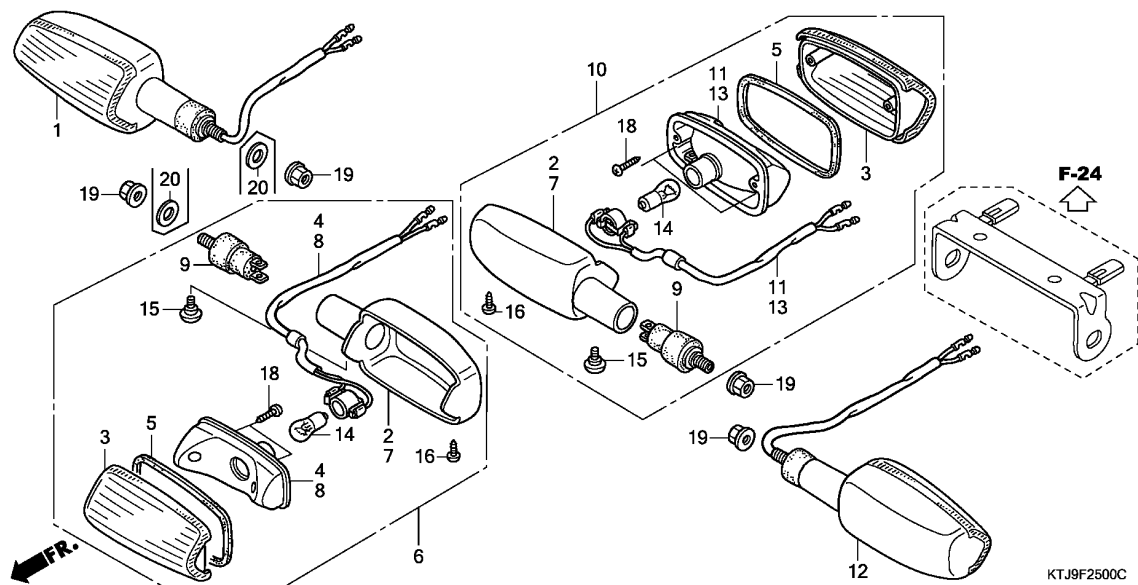
Ref. No.	Part No.	Description	Reqd. QTY				Serial No.	Parts catalogue code
			5	CGR125 8	A	B		
1	33741-KPN-710	REFLECTOR, RR. REFLEX .....	-	1	1	-		
2	80105-KTJ-C00	STAY, RR. WINKER .....	-	1	-	-		
3	81100-KTJ-C00ZA	FENDER SET, RR.(WL) *TYPE1*.....	-	1	-	-		
	81100-KTJ-C60ZA	*TYPE1*.....	-	-	1	-		
4	90111-162-000	BOLT, FLANGE, 6MM .....	-	2	-	-		
5	90677-KRM-860	NUT, CLIP, 5MM .....	-	2	2	-		
6	93903-34380	SCREW, TAPPING, 4X12 .....	-	1	1	-		
7	94050-05000	NUT, FLANGE, 5MM .....	-	1	1	-		
8	94591-47000	CLIP, 4X70 .....	-	1	1	-		
9	90111-162-000	BOLT, FLANGE, 6MM .....	-	3	3	-		

**3**

# F-25

# WINKER(CGR125SH5,B)

**K 8**



Ref. No.	L.O.N.	(Relative ref. Number) Description	F.R.T.
1	6161C4	WINKER :RIGHT FRONT .....	0.2
2		(4)	
	6161D0	BASE, WINKER :RIGHT FRONT ....	0.3
	6161D2	BASE, WINKER :LEFT REAR .....	0.3
6	6161C3	WINKER :LEFT FRONT .....	0.2
	6161C5	WINKER :BOTH FRONT .....	0.3
7		(8)	
	6161C9	BASE, WINKER :LEFT FRONT .....	0.3
	6161D1	BASE, WINKER :BOTH FRONT .....	0.4
	6161D3	BASE, WINKER :RIGHT REAR .....	0.3
	6161D4	BASE, WINKER :BOTH REAR .....	0.4
10	6161C7	WINKER :RIGHT REAR .....	0.2
12	6161C6	WINKER :LEFT REAR .....	0.2
	6161C8	WINKER :BOTH REAR .....	0.3
14		(3,5)	
	616133	BULB, WINKER :FRONT .....	0.1
		.NOTE: Same time for two units	
	616139	BULB, WINKER :REAR .....	0.1
		.NOTE: Same time for two units	
	6161G0	BULB, WINKER :FOR 1 VEHICLE ..	0.2

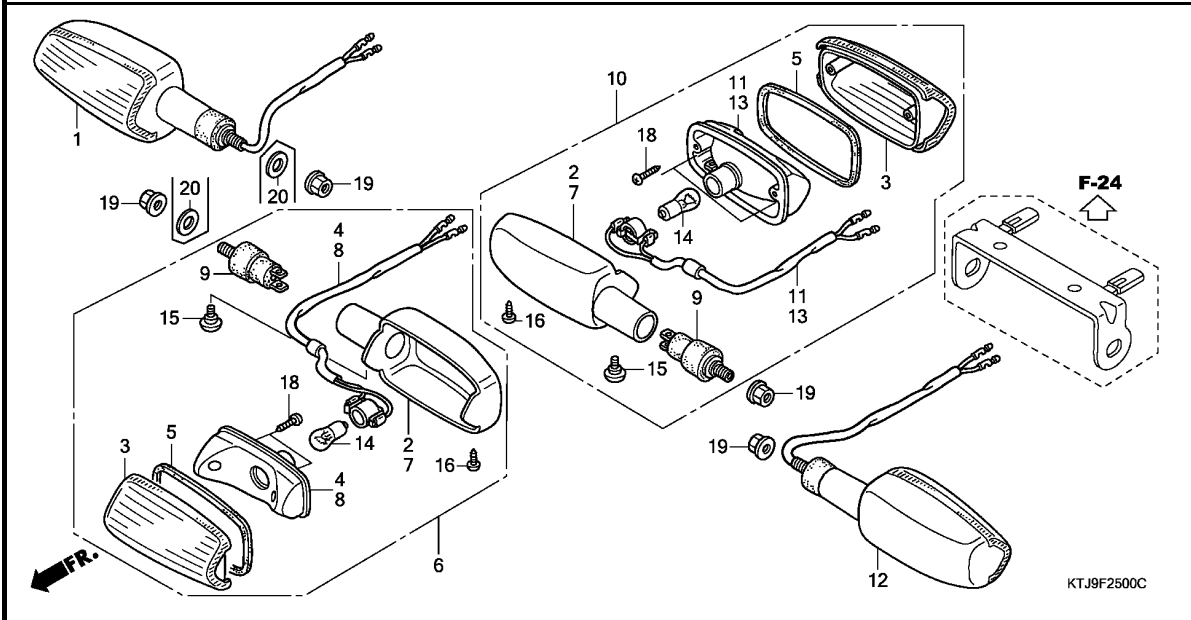
**3**

Ref. No.	Part No.	Description	Reqd. QTY				Serial No.	Parts catalogue code
			5	CGR125	A	B		
1	33400-KTJ-870	WINKER ASSY., R. FR.(12V 10W)	1	-	-	-		
	33400-KTJ-B21	.....	-	-	-	1	----- 52CH,62CH,82CH,92CH	
	33400-KTJ-B01	.....	-	-	-	1	----- 5CH,6CH,8CH,9CH	
2	33401-KTJ-870	BASE, WINKER (R. FR./L. RR.)	2	-	-	2		
3	33402-KTJ-870	LENS, WINKER .....	4	-	-	4		
4	33405-KTJ-870	REFLECTOR COMP., R. WINKER .. (FR.)	1	-	-	-		
5	33410-KTJ-870	SEAL, RUBBER .....	4	-	-	4		
6	33450-KTJ-870	WINKER ASSY., L. FR.(12V 10W)	1	-	-	-		
	33450-KTJ-B21	.....	-	-	-	1	----- 52CH,62CH,82CH,92CH	
	33450-KTJ-B01	.....	-	-	-	1	----- 5CH,6CH,8CH,9CH	
7	33451-KTJ-870	BASE, WINKER (L. FR./R. RR.)	2	-	-	2		
8	33455-KTJ-870	REFLECTOR COMP., L. WINKER .. (FR.)	1	-	-	-		
9	33491-KPN-760	STAY COMP., WINKER .....	4	-	-	4		
10	33600-KTJ-870	WINKER ASSY., R. RR.(12V 10W)	1	-	-	-		
	33600-KTJ-B01	.....	-	-	-	1		
11	33605-KTJ-870	REFLECTOR COMP., R. WINKER .. (RR.)	1	-	-	-		
12	33650-KTJ-870	WINKER ASSY., L. RR.(12V 10W)	1	-	-	-		
	33650-KTJ-B01	.....	-	-	-	1		
13	33655-KTJ-870	REFLECTOR COMP., L. WINKER .. (RR.)	1	-	-	-		
14	34907-KCH-780	BULB, WINKER(12V 10W) .....	4	-	-	-		
	34907-KYS-841	BULB(12V 10W)CLEAR .....	-	-	-	4		

F-25

WINKER(CGR125SH5,B)

K 9



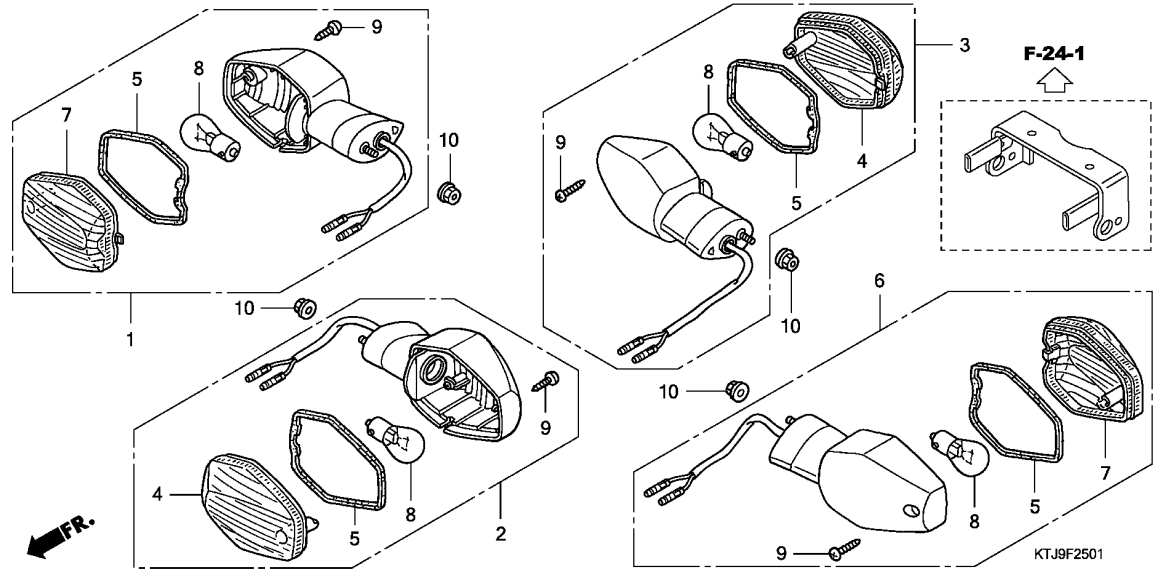
Ref. No.	Part No.	Description	Reqd. QTY				Serial No.	Parts catalogue code
			5	CGR125	A	B		
15	90380-MB2-000	SCREW, SPECIAL, 6X8	4	-	-	4		
16	93500-04012-1G	SCREW, PAN, 4X12	4	-	-	4		
18	93901-24480	SCREW, TAPPING, 4X16	8	-	-	-		
19	94050-10000	NUT, FLANGE, 10MM	4	-	-	4		
20	33650-KAF-000	COLLAR, FR. WINKER	-	-	-	2	----- 5CH,6CH,8CH,9CH	

3

# F-25-1

# WINKER(CGR125SH8)

**K10**



Ref. No.	L.O.N.	(Relative ref. Number) Description	F.R.T.
1	6161C4	WINKER :RIGHT FRONT .....	0.2
2	6161C3	WINKER :LEFT FRONT .....	0.2
	6161C5	WINKER :BOTH FRONT .....	0.3
3	6161C7	WINKER :RIGHT REAR .....	0.2
6	6161C6	WINKER :LEFT REAR .....	0.2
	6161C8	WINKER :BOTH REAR .....	0.3
8		(4,5,7)	
	616133	BULB, WINKER :FRONT .....	0.1
		.NOTE: Same time for two units	
	616139	BULB, WINKER :REAR .....	0.1
		.NOTE: Same time for two units	
	6161G0	BULB, WINKER :FOR 1 VEHICLE ..	0.2

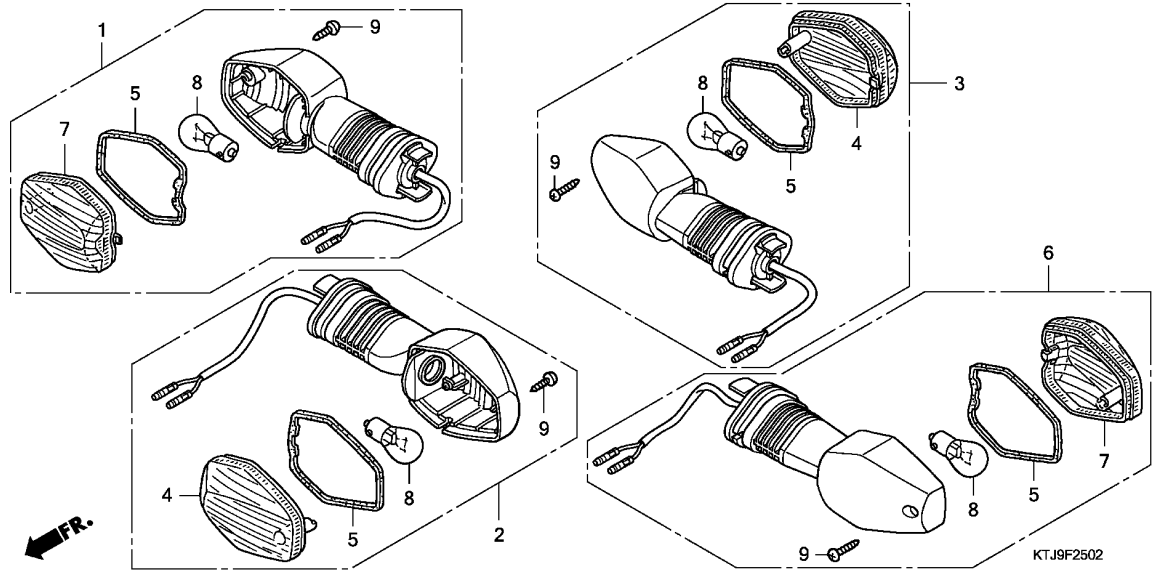
**3**

Ref. No.	Part No.	Description	Reqd. QTY			Serial No.	Parts catalogue code
			5	CGR125			
				A	B		
1	33400-KTJ-C20	WINKER ASSY., R. FR.(12V 21W)	-	1	-	-	
2	33450-KTJ-C20	WINKER ASSY., L. FR.(12V 21W)	-	1	-	-	
3	33600-KTJ-C20	WINKER ASSY., R. RR.(12V 21W)	-	1	-	-	
4	33602-KTJ-C20	LENS, R. WINKER .....	-	2	-	-	
		(L. FR./R. RR.)					
5	33607-KTJ-C20	PACKING, LENS .....	-	4	-	-	
6	33650-KTJ-C20	WINKER ASSY., L. RR.(12V 21W)	-	1	-	-	
7	33652-KTJ-C20	LENS, L. WINKER .....	-	2	-	-	
		(R. FR./L. RR.)					
8	34908-MZO-790	BULB, WINKER(12V 21W) .....	-	4	-	-	
9	93911-24380	SCREW, TAPPING, 4X14 .....	-	4	-	-	
10	94050-06080	NUT, FLANGE, 6MM .....	-	4	-	-	

F-25-2

WINKER(CGR125SHA)

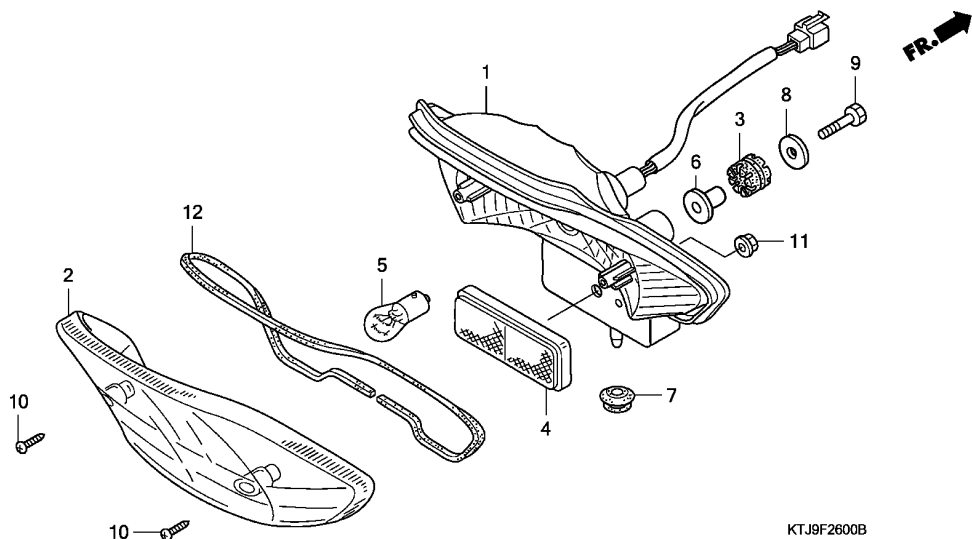
K11



Ref. No.	L.O.N.	(Relative ref. Number) Description	F.R.T.
1	6161C4	WINKER :RIGHT FRONT .....	0.2
2	6161C3	WINKER :LEFT FRONT .....	0.2
	6161C5	WINKER :BOTH FRONT .....	0.3
3	6161C7	WINKER :RIGHT REAR .....	0.2
6	6161C6	WINKER :LEFT REAR .....	0.2
	6161C8	WINKER :BOTH REAR .....	0.3
8		(4,5,7)	
	616133	BULB, WINKER :FRONT .....	0.1
		.NOTE: Same time for two units	
	616139	BULB, WINKER :REAR .....	0.1
		.NOTE: Same time for two units	
	6161G0	BULB, WINKER :FOR 1 VEHICLE ..	0.2

Ref. No.	Part No.	Description	Reqd. QTY				Serial No.	Parts catalogue code
			5	CGR125	A	B		
1	33400-KTJ-C61	WINKER ASSY., R. FR.(12V 21W)	-	-	1	-		
2	33450-KTJ-C61	WINKER ASSY., L. FR.(12V 21W)	-	-	1	-		
3	33600-KTJ-C61	WINKER ASSY., R. RR.(12V 21W)	-	-	1	-		
4	33602-KTJ-C01	LENS, R. WINKER .....	-	-	2	-		
		(L. FR./R. RR.)	-	-	4	-		
5	33607-KTJ-C01	PACKING, LENS .....	-	-	4	-		
6	33650-KTJ-C61	WINKER ASSY., L. RR.(12V 21W)	-	-	1	-		
7	33652-KTJ-C01	LENS, L. WINKER .....	-	-	2	-		
		(R. FR./L. RR.)	-	-	4	-		
8	34908-KVJ-G21	BULB, WINKER LIGHT(12V P21W)	-	-	4	-		
9	93901-24480	SCREW, TAPPING, 4X16 .....	-	-	4	-		

3



KTJ9F2600B

Ref. No.	L.O.N.	(Relative ref. Number) Description	F.R.T.
1	6161E2	BASE, TAILLIGHT .....	0.3
5	6161G1	BULB, TAILLIGHT .....	0.1

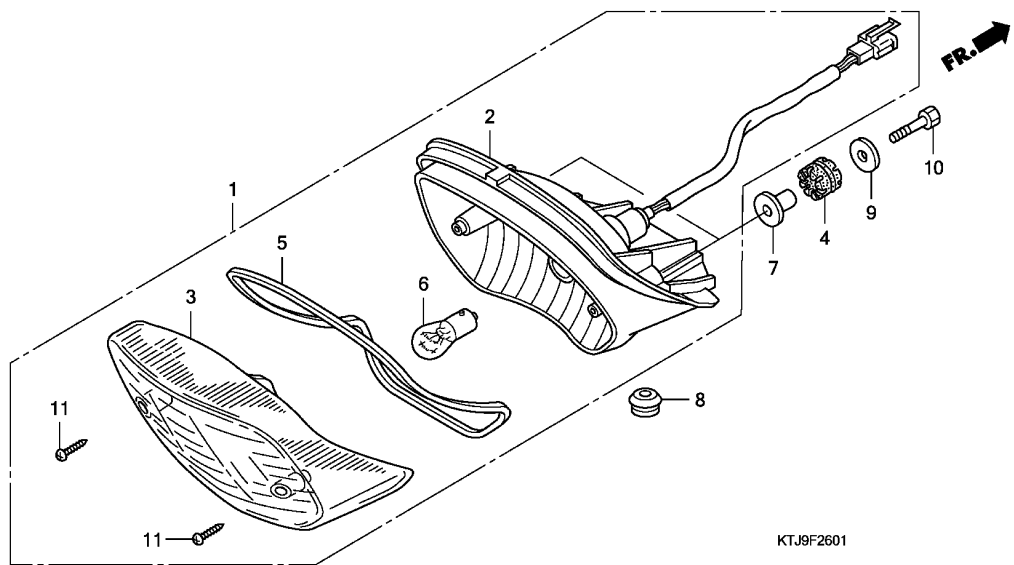
3

Ref. No.	Part No.	Description	Reqd. QTY				Serial No.	Parts catalogue code
			5	CGR125 8	A	B		
1	33703-KTJ-870	BASE COMP., TAILLIGHT .....	1	-	-	1		
2	33704-KTJ-870	LENS COMP., TAILLIGHT .....	1	-	-	1		
3	33705-KW7-900	RUBBER A, TAILLIGHT MOUNTING .....	2	-	-	2		
4	33741-KPN-710	REFLECTOR, RR. REFLEX .....	1	-	-	1		
5	34906-KCH-780	BULB, TAILLIGHT(12V 21/5W) ..	1	-	-	1		
6	61104-428-000	COLLAR, FR. FENDER .....	2	-	-	2		
7	83601-MN5-000	GROMMET, SIDE COVER .....	1	-	-	1		
8	90401-KTJ-900	WASHER, 6.3X22X1.2 .....	2	-	-	2		
9	92101-06020-0A	BOLT, HEX., 6X20 .....	2	-	-	2		
10	93901-24580	SCREW, TAPPING, 4X20 .....	2	-	-	2		
11	94050-05000	NUT, FLANGE, 5MM .....	1	-	-	1		
12	33709-KTJ-870	RUBBER, SEAL .....	1	-	-	1		

**F-26-1**

**TAILLIGHT(CGR125SH8,A)**

**K13**

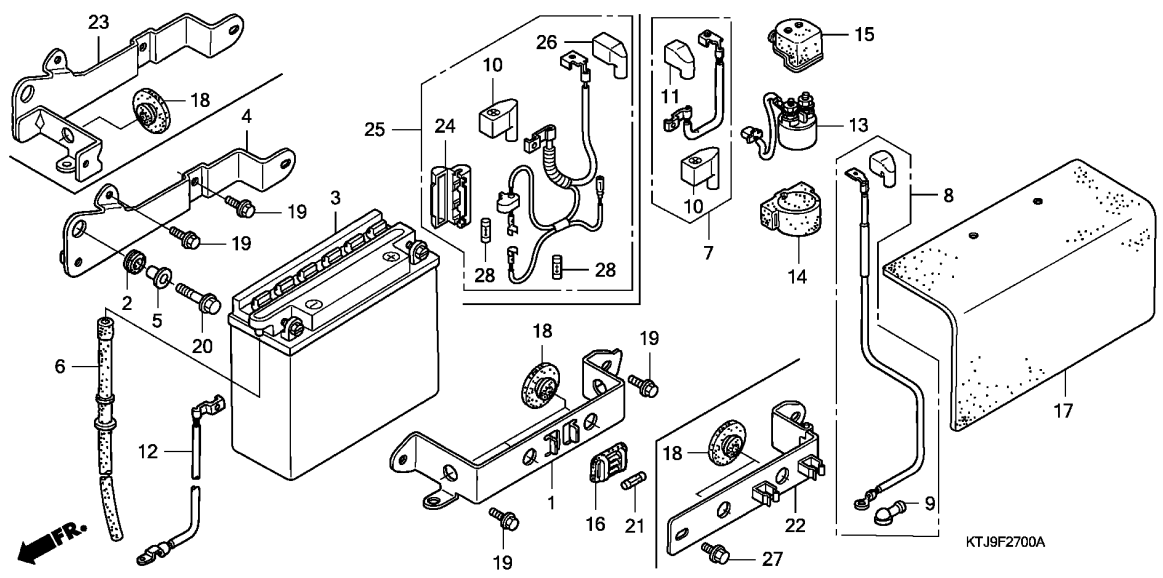


Ref. No.	L.O.N.	(Relative ref. Number) Description	F.R.T.
1	6161D5	TAILLIGHT UNIT .....	0.3
2	6161E2	BASE, TAILLIGHT .....	0.3
6		(3,5)	
	6161G1	BULB, TAILLIGHT .....	0.1

Ref. No.	Part No.	Description	Reqd. QTY			Serial No.	Parts catalogue code
			5	CGR125 8	A B		
1	33701-KTJ-C20	TAILLIGHT UNIT(12V 21/5W) ...	-	1	1	-	
	33701-KTJ-C61	.....	-	1	1	-	
2	33703-KTJ-C20	BASE COMP., TAILLIGHT .....	-	1	1	-	
	33703-KTJ-C61	.....	-	1	1	-	
3	33704-KTJ-C20	LENS COMP., TAILLIGHT .....	-	1	1	-	
	33704-KTJ-C61	.....	-	1	1	-	
4	33705-KW7-900	RUBBER A, TAILLIGHT MOUNTING	-	2	2	-	
5	33709-KTJ-C20	RUBBER, SEAL .....	-	1	1	-	
6	34906-KCH-780	BULB, TAILLIGHT(12V 21/5W) ..	-	1	1	-	
	34901-KTJ-C61	.....	-	1	1	-	
7	61104-428-000	COLLAR, FR. FENDER .....	-	2	2	-	
8	83601-MN5-000	GROMMET, SIDE COVER .....	-	1	1	-	
9	90401-KTJ-900	WASHER, 6.3X22X1.2 .....	-	2	2	-	
10	92101-06025-0A	BOLT, HEX., 6X25 .....	-	2	2	-	
11	93901-44580	SCREW, TAPPING, 4X20 .....	-	2	2	-	

**3**

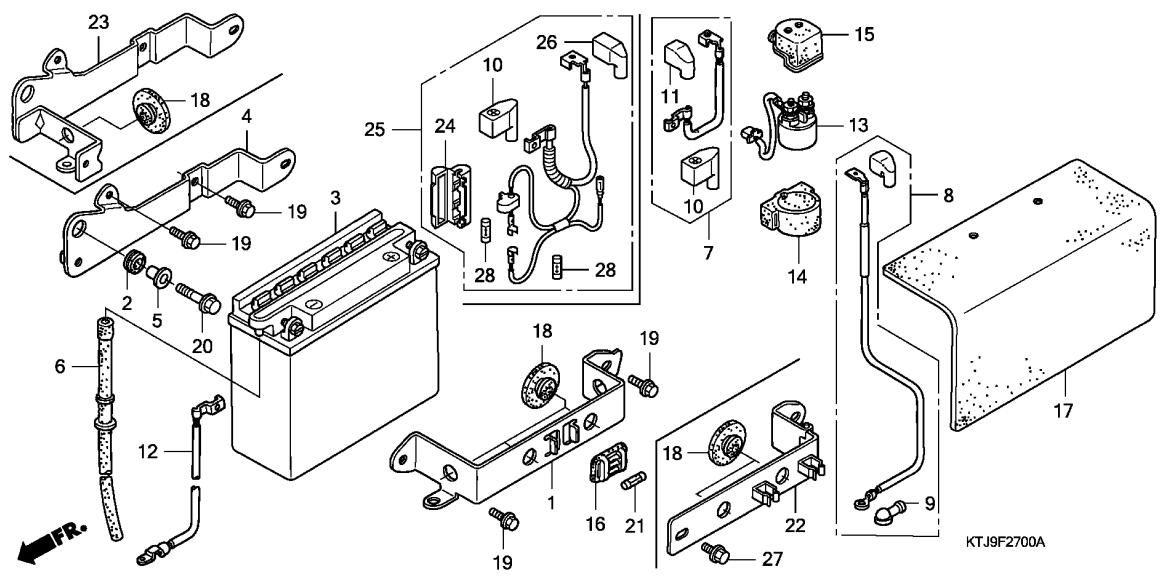




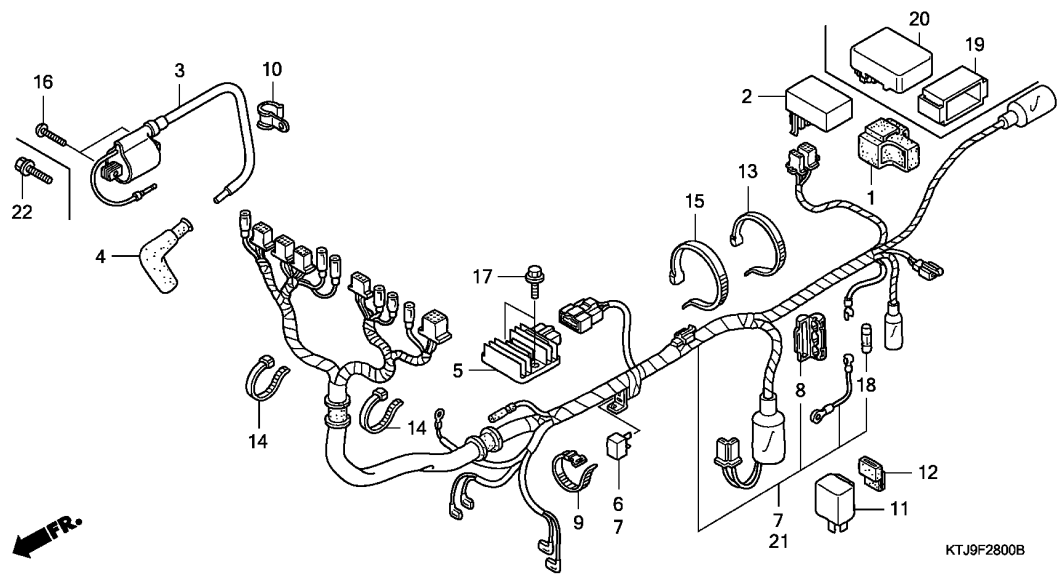
Ref. No.	L.O.N.	(Relative ref. Number) Description	F.R.T.
3	610100	BATTERY .....	0.2
7		(25)	
	610105	CABLE, POSITIVE BATTERY .....	0.2
8	612115	CABLE, STARTER MOTOR .....	0.3
12	610110	CABLE, NEGATIVE BATTERY .....	0.2
13	615113	SWITCH, STARTER MAGNETIC .....	0.3

3

Ref. No.	Part No.	Description	Reqd. QTY				Serial No.	Parts catalogue code
			5	CGR125 8	A	B		
1	17233-KRF-S00	BAND, BATTERY .....	1	1	-	-		
2	17245-107-010	RUBBER, AIR CLEANER CASE MOUNTING	1	1	1	1		
3	31500-KRF-T00	BATTERY(YB7) .....	1	1	1	1		
4	31501-KRF-S00	HOLDER COMP., BATTERY .....	1	1	-	-		
5	31502-KRF-S00	COLLAR, BATTERY HOLDER .....	1	1	1	1		
6	31503-KTJ-900	TUBE, BATTERY BREATHER .....	1	1	1	1		
7	32401-KRF-T00	CABLE, STARTER MAGNETIC BATTERY	1	1	-	-		
8	32410-KRF-T00	CABLE, STARTING MOTOR .....	1	1	-	-		
	32410-KWK-900	CABLE, STARTER MOTOR .....	-	-	1	1		
9	32411-253-000	COVER, STARTER MOTOR TERMINAL	1	1	1	1		
10	32414-MW0-000	COVER, BATTERY TERMINAL .....	1	1	1	1		
11	32416-KM3-300	COVER, MAGNETIC SWITCH TERMINAL	1	1	-	-		
12	32602-KRF-T00	CABLE, BATTERY EARTH .....	1	1	-	-		
	32602-KWK-900	.....	-	-	1	1		
13	35850-KRF-T00	SWITCH ASSY., STARTER MAGNETIC	1	1	1	1		
14	35856-KRF-T00	RUBBER A, SHOCK .....	1	1	1	1		
15	35857-KRF-T00	RUBBER B, SHOCK .....	1	1	1	1		
16	38205-KRF-T00	CASE, FUSE .....	1	1	-	-		
17	50383-KRF-S00	GUARD, BATTERY .....	1	1	1	1		
18	83618-323-000	RUBBER, BATTERY BOX .....	3	3	3	3		
19	95701-06012-08	BOLT, FLANGE, 6X12 .....	4	4	3	3		
20	95701-06020-08	BOLT, FLANGE, 6X20 .....	1	1	1	1		



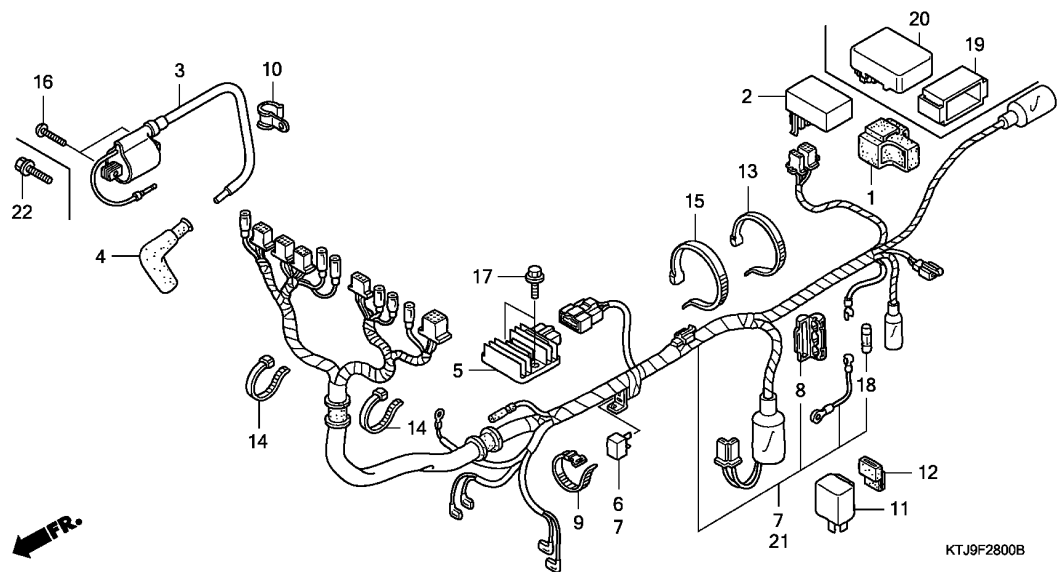
Ref. No.	Part No.	Description	Reqd. QTY				Serial No.	Parts catalogue code
			5	CGR125 8	A	B		
21	98200-11500	FUSE(15A)	1	1	-	-		
22	17233-KWK-900	BAND, BATTERY	-	-	1	1		
23	31501-KWK-900	HOLDER COMP., BATTERY	-	-	1	1		
24	32127-KVJ-840	CASE, FUSE(20A)	-	-	1	1		
25	32401-KWK-930	CABLE, STARTER MAGNETIC BATTERY	-	-	1	1		
26	32406-KEH-660	COVER B, STARTER MAGNETIC TERMINAL	-	-	1	1		
27	95701-06008-08	BOLT, FLANGE, 6X8	-	-	1	1		
28	98200-22000	FUSE B(20A)	-	-	2	2		



Ref. No.	L.O.N.	(Relative ref. Number) Description	F.R.T.
2		(20)	
6141A1		IGNITION CONTROL MODULE .....	0.4
3		614105 COIL, IGNITION .....	0.3
5		6131B2 RECTIFIER, REGULATE .....	0.4
7		(21)	
611100		HARNESS, WIRE .....	0.9
11		6111C3 RELAY, WINKER .....	0.2

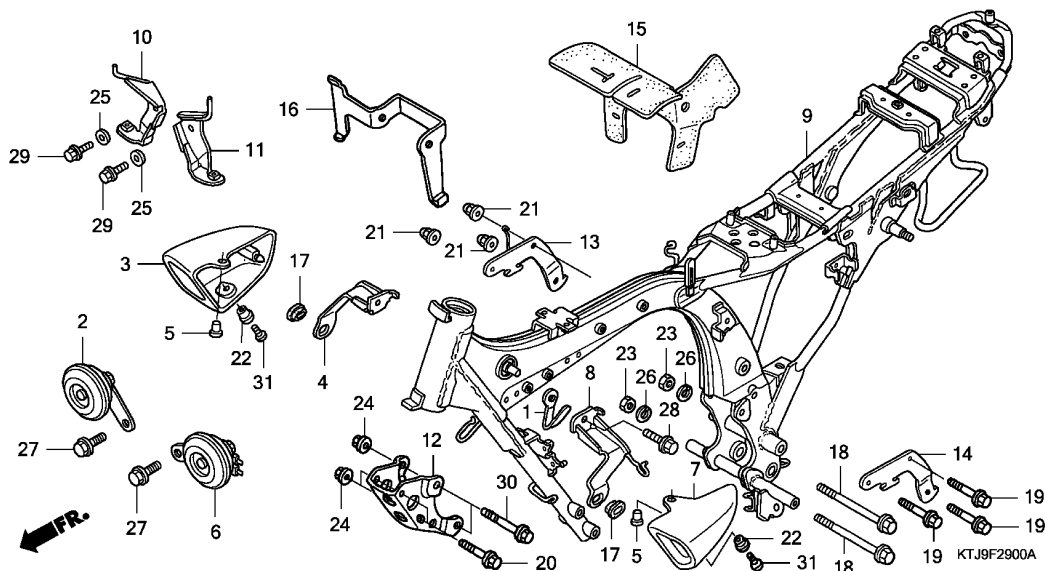
3

Ref. No.	Part No.	Description	Reqd. QTY				Serial No.	Parts catalogue code
			5	CGR125 8	A	B		
1	30401-KTJ-900	CUSHION, C.D.I. UNIT .....	1	-	-	-	----- 1CH,2CH	
	30401-KSW-830	.....	1	-	-	-	----- 1CH/A,2CH/A	
	30401-KTJ-C00	.....	-	1	-	-		
2	30410-KRF-H10	C.D.I. UNIT .....	1	1	-	-	----- 1CH/A,2CH/A,5SH,6SH,7SH	
	30410-KRF-B50	.....	1	-	-	-	----- 1CH,2CH	
3	30500-KRF-B50	COIL COMP., IGNITION .....	1	1	-	-		
	30500-KWK-901	COIL ASSY., IGNITION .....	-	-	1	1		
4	30700-KRF-B50	CAP ASSY., NOISE SUPPRESSOR ..	1	1	1	1		
5	31600-KRF-B50	RECTIFIER ASSY., REGULATOR ..	1	1	-	-		
	31600-KWK-901	RECTIFIER ASSY., REGULATE ...	-	-	1	1		
6	31700-KSH-890	RECTIFIER ASSY., SILICON .....	1	-	-	-		
	31700-HM5-630	.....	-	1	-	-		
	31700-KEJ-900	.....	-	-	1	1		
7	32100-KTJ-870	HARNESS, WIRE .....	1	-	-	-		
	32100-KTJ-C20	.....	-	1	-	-		
8	32120-KEE-960	CASE, FUSE(15A) .....	1	1	-	-		
9	32161-404-000	BAND B1, WIRE .....	1	1	1	-		
10	32906-KEW-910	CLIP, HIGH TENSION CORD .....	1	1	1	-		
11	38301-KRF-T00	RELAY COMP., WINKER .....	1	-	-	1		
	38301-KSH-870	.....	-	1	1	-		
12	38306-KRF-T00	SUSPENSION, WINKER RELAY .....	1	1	1	1		
13	90620-KRF-T00	BAND, WIRE, 235MM .....	1	1	1	1		
14	90650-KCS-690	BAND, WIRE, 95MM .....	2	2	2	-		
			-	-	-	2	----- 52CH,62CH,82CH,92CH	
15	90651-KRF-T00	BAND, WIRE, 165MM .....	1	-	-	-		
16	93500-06016-OH	SCREW, PAN, 6X16 .....	2	2	-	-		



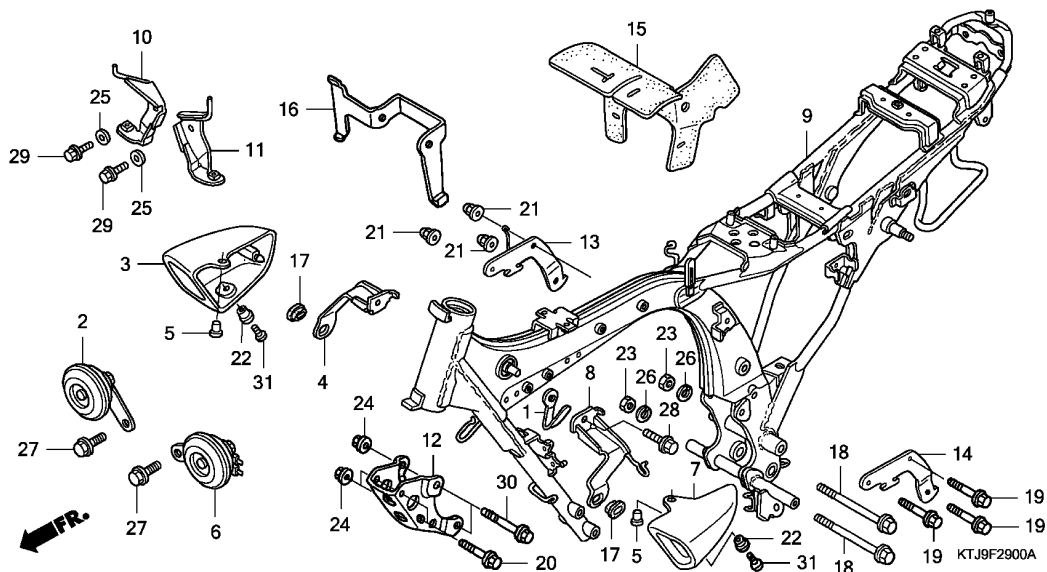
KTJ9F2800B

Ref. No.	Part No.	Description	Reqd. QTY				Serial No.	Parts catalogue code
			5	CGR125 8	A	B		
17	95701-06020-08	BOLT, FLANGE, 6X20	2	2	2	2		
18	98200-11500	FUSE(15A)	1	1	-	-		
	98200-21500	FUSE B(15A)	-	-	2	2		
19	30401-KTT-901	CUSHION, C.D.I. UNIT	-	-	1	1		
20	30410-KWK-901	C.D.I. UNIT	-	-	1	1		
21	32100-KTJ-C60	HARNESS, WIRE	-	-	1	-		
	32100-KTJ-B20		-	-	-	1	----- 52CH,62CH,82CH,92CH	
	32100-KTJ-B00		-	-	-	1	----- 5CH,6CH,8CH,9CH	
22	95701-06016-08	BOLT, FLANGE, 6X16	-	-	2	2		



Ref. No.	L.O.N.	(Relative ref. Number) Description	F.R.T.
2	(6)		
616169		HORN .....	0.1
616169A		.Replace 1 horn add .....	0.1
3	(7)		
6161R6		COVER, HORN .....	0.1
6161R6A		.Replace 1 horn cover add ....	0.1
9	410100	BODY, FRAME .....	5.5
.INCLUDES: Engine removal and installation			

Ref. No.	Part No.	Description	Reqd. QTY				Serial No.	Parts catalogue code
			5	CGR125	A	B		
1	32173-KRF-T00	CLIP C, WIRE HARNESS .....	1	-	-	-		
2	38110-KTJ-900	HORN ASSY.(HIGH) .....	1	-	-	-		
3	38111-KTJ-900	COVER, R. HORN .....	1	-	-	-		
4	38112-KTJ-900	STAY, R. HORN COVER .....	1	-	-	-		
5	38115-KRF-S00	GROMMET, HORN COVER .....	2	-	-	-		
6	38120-KTJ-900	HORN ASSY.(LOW) .....	1	-	-	-		
7	38121-KTJ-900	COVER, L. HORN .....	1	-	-	-		
8	38122-KTJ-900	STAY, L. HORN COVER .....	1	-	-	-		
9	50100-KTJ-900	BODY COMP., FRAME .....	1	-	-	-	1CH,2CH	
	50100-KTJ-910	.....	1	-	-	-	1CH/A,2CH/A	
10	50161-KTJ-900	BAR, R. HORN COVER .....	1	-	-	-		
11	50162-KTJ-900	BAR, L. HORN COVER .....	1	-	-	-		
12	50351-KRF-S00	PLATE, FR. ENGINE HANGER ....	1	-	-	-		
13	50354-KRF-B40	PLATE, R. ENGINE HANGER UPPER	1	-	-	-		
14	50355-KRF-S00	PLATE, L. ENGINE HANGER UPPER	1	-	-	-		
15	50365-KRF-B40	RUBBER, WIND GUARD .....	1	-	-	-		
16	50366-KRF-S00	STAY, WIND GUARD .....	1	-	-	-		
17	83542-KPN-900	GROMMET, SIDE COVER .....	2	-	-	-		
18	90019-399-010	BOLT, FLANGE, 10X110 .....	2	-	-	-		
19	90127-KRF-B40	BOLT, SPECIAL FLANGE, 8X68 ..	3	-	-	-		
20	90187-KRF-B40	BOLT, FLANGE, 8X70 .....	2	-	-	-		
21	90310-KRF-S10	NUT, FLANGE CAP, 8MM .....	3	-	-	-		
22	90556-KW6-900	WASHER, FENDER SETTING .....	2	-	-	-		
23	94001-10000-0S	NUT, HEX., 10MM .....	2	-	-	-		
24	94050-08070	NUT, FLANGE, 8MM .....	4	-	-	-	1CH,2CH	



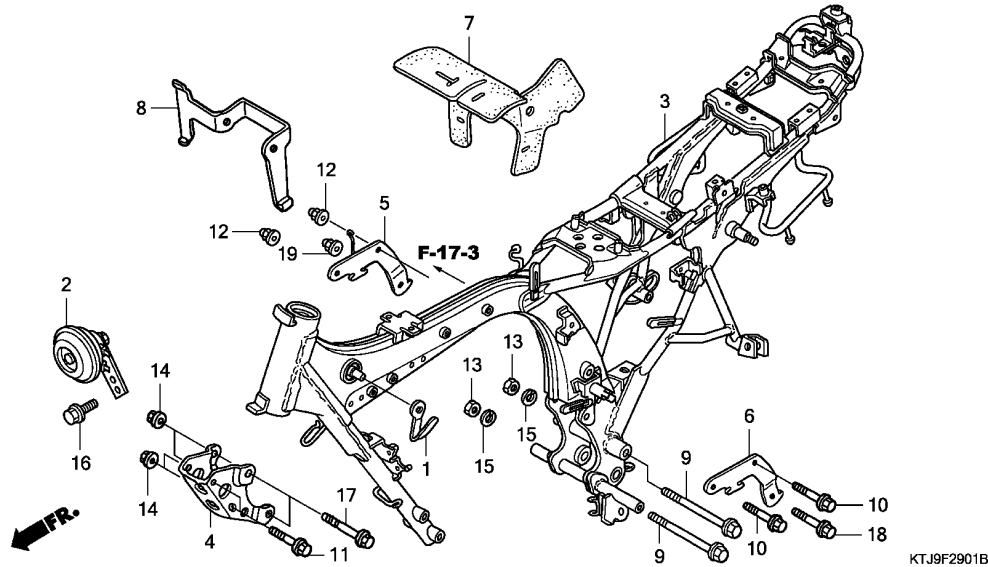
Ref. No.	Part No.	Description	Reqd. QTY				Serial No.	Parts catalogue code
			5	CGR125 8	A	B		
24)	94050-08000	NUT, FLANGE, 8MM .....	4	-	-	-	1CH/A,2CH/A	
25	94101-06000	WASHER, PLAIN, 6MM .....	2	-	-	-		
26	94111-10000	WASHER, SPRING, 10MM .....	2	-	-	-		
27	95701-06012-08	BOLT, FLANGE, 6X12 .....	2	-	-	-		
28	95701-06016-00	BOLT, FLANGE, 6X16 .....	1	-	-	-		
29	96001-06016-00	BOLT, FLANGE, 6X16 .....	2	-	-	-		
30	95801-08085-07	BOLT, FLANGE, 8X85 .....	2	-	-	-	1CH,2CH	
	95801-08085-00	.....	2	-	-	-	1CH/A,2CH/A	
31	96001-06014-00	BOLT, FLANGE, 6X14 .....	2	-	-	-		



**F-29-1**

**FRAME BODY(CGR125SH8,A,B)**

**L 4**



Ref. No.	L.O.N.	(Relative ref. Number) Description	F.R.T.
2	616169	HORN .....	0.1
3	410100	BODY, FRAME .....	5.5
.INCLUDES: Engine removal and installation			

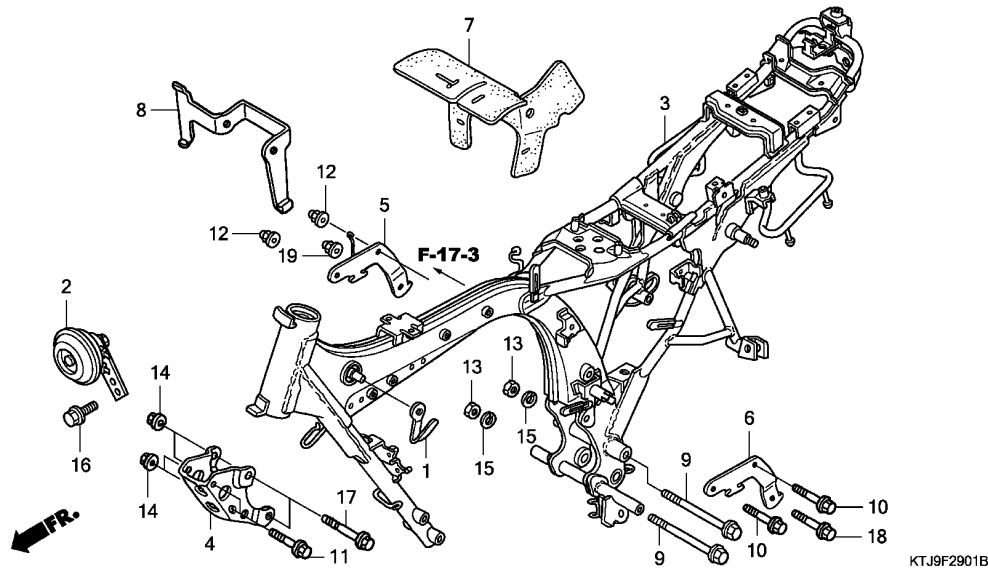
**3**

Ref. No.	Part No.	Description	Reqd. QTY			Serial No.	Parts catalogue code
			5	CGR125 8	A B		
1	32173-KRF-T00	CLIP C, WIRE HARNESS .....	-	1	1	1	
2	38110-KTJ-850	HORN ASSY.(HIGH) .....	-	1	1	-	
	38100-KTT-C01	HORN ASSY. ....	-	-	-	1	
3	50100-KTJ-C00	BODY COMP., FRAME .....	-	1	-	-	
	50100-KTJ-C60	.....	-	-	1	-	
	50100-KTJ-B00	.....	-	-	-	1	
4	50351-KRF-S00	PLATE, FR. ENGINE HANGER ....	-	1	-	-	
	50351-KWK-900	.....	-	-	1	1	
5	50354-KRF-B40	PLATE, R. ENGINE HANGER UPPER	-	1	-	-	
	50353-KWK-900	PLATE ASSY., R. ENGINE HANGER UPPER	-	-	1	1	
6	50355-KRF-S00	PLATE, L. ENGINE HANGER UPPER	-	1	-	-	
	50355-KWK-900	.....	-	-	1	1	
7	50365-KRF-B40	RUBBER, WIND GUARD .....	-	1	-	-	
	50365-KWK-900	.....	-	-	1	1	
8	50366-KRF-S00	STAY, WIND GUARD .....	-	1	-	-	
	50366-KWK-900	.....	-	-	1	1	
9	90019-399-010	BOLT, FLANGE, 10X110 .....	-	2	2	2	
10	90127-KRF-B40	BOLT, SPECIAL FLANGE, 8X68 ..	-	2	-	-	
	90127-KWK-900	BOLT, SPECIAL FLANGE, 8X73 ..	-	-	2	2	
11	90187-KRF-B40	BOLT, FLANGE, 8X70 .....	-	2	-	-	
	95801-08085-00	BOLT, FLANGE, 8X85 .....	-	-	2	2	
12	90310-KRF-S10	NUT, FLANGE CAP, 8MM .....	-	2	2	2	
13	94001-10000-0S	NUT, HEX., 10MM .....	-	2	2	2	
14	94050-08000	NUT, FLANGE, 8MM .....	-	4	4	4	
15	94111-10000	WASHER, SPRING, 10MM .....	-	2	2	2	

**F-29-1**

**FRAME BODY(CGR125SH8,A,B)**

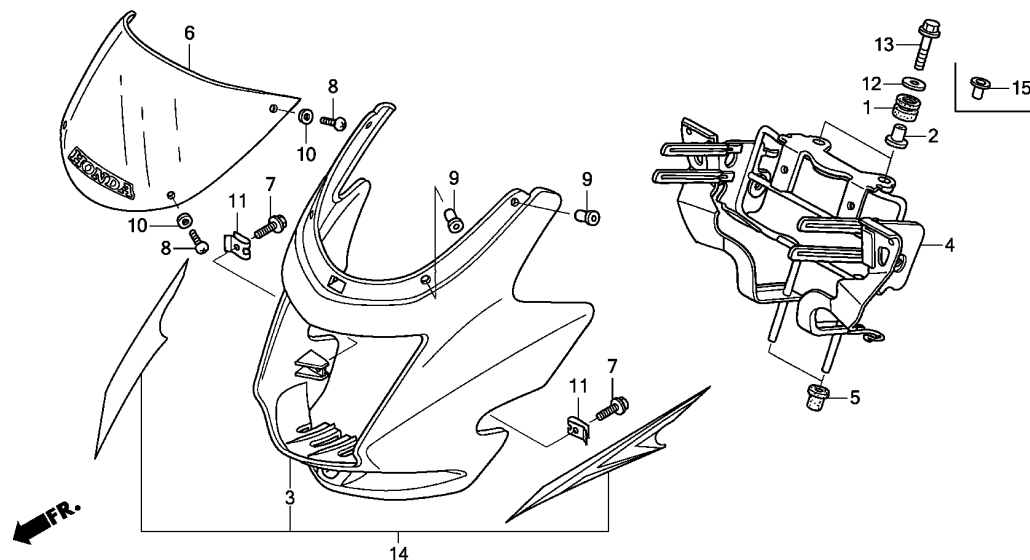
**L 5**



Ref. No.	Part No.	Description	Reqd. QTY			Serial No.	Parts catalogue code
			5	CGR125 8	A B		
16	95701-06012-08	BOLT, FLANGE, 6X12 .....	-	1	1	-	
	95701-06012-00	.....	-	-	-	1	
17	95801-08085-00	BOLT, FLANGE, 8X85 .....	-	2	2	2	
18	90127-KRF-B40	BOLT, SPECIAL FLANGE, 8X68 ..	-	1	-	-	
	95801-08080-08	BOLT, FLANGE, 8X80 .....	-	1	-	1	
19	90310-KRF-S10	NUT, FLANGE CAP, 8MM .....	-	1	-	-	
	94050-08080	NUT, FLANGE, 8MM .....	-	-	1	1	

**3**

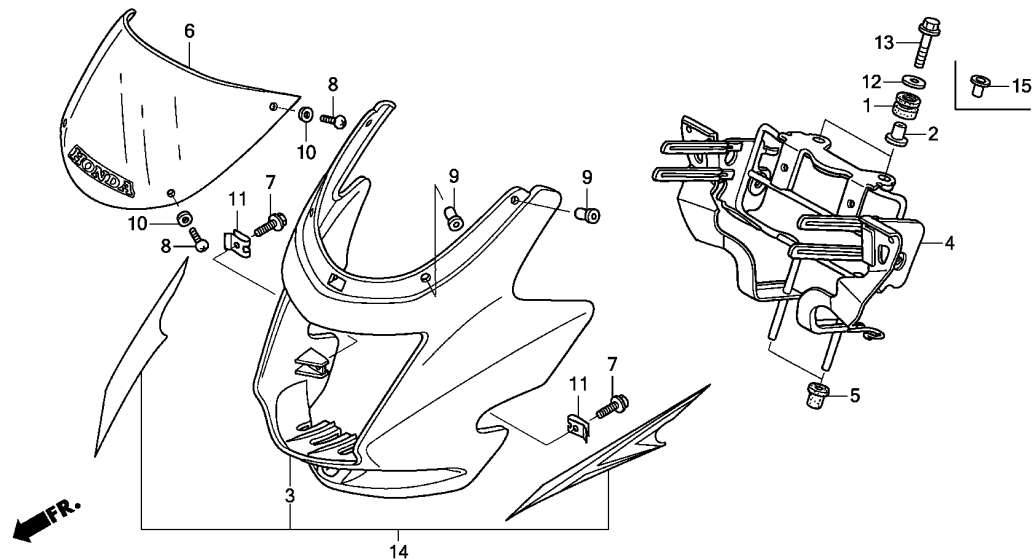




Ref. No.	L.O.N.	(Relative ref. Number) Description	F.R.T.
3	(14)		
4	4111L3	COWL, FRONT CENTER .....	0.4
4	6161G7	STAY, HEADLIGHT .....	0.7
6	411115	WINDSCREEN SET .....	0.1

KTJ9F3000A

Ref. No.	Part No.	Description	Reqd. QTY				Serial No.	Parts catalogue code
			5	CGR125 8	A	B		
1	37242-435-700	RUBBER, SPEEDOMETER MOUNTING	2	-	-	2	-----	1CH,1CH/A,2CH,2CH/A,52CH,62CH,82CH,92CH
2	50324-425-000	COLLAR, 6.3X13 .....	2	-	-	-	-----	1CH,2CH
	50324-425-010	.....	2	-	-	-	-----	1CH/A,2CH/A
3	61301-KTJ-900ZA	COWL, FR. *NHA50M*	1	-	-	-	-----	
	61301-KTJ-900ZB	*NH411M*FORCE SILVER METALLIC	1	-	-	-	-----	
	61301-KTJ-900ZC	*PB361C*...CANDY CENTURY BLUE	1	-	-	-	-----	
	61301-KTJ-900ZD	*R264C*.....CANDY LUCID RED	1	-	-	-	-----	
4	61311-KTJ-900	STAY, HEADLIGHT BRACKET .....	1	-	-	-	-----	1CH,1CH/A
	61311-KTJ-910	.....	1	-	-	-	-----	2CH,2CH/A
	61311-KTJ-B20	.....	-	-	-	1	-----	52CH,82CH
	61311-KTJ-B30	.....	-	-	-	1	-----	62CH,92CH
5	61312-KRF-S00	BOOT, HEADLIGHT BRACKET .....	2	-	-	2	-----	1CH,1CH/A,2CH,2CH/A,52CH,62CH,82CH,92CH
6	64100-KTJ-900ZA	WINDSCREEN SET(WL) *TYPE1*.....	1	-	-	1	-----	1CH,1CH/A,2CH,2CH/A,52CH,62CH,82CH,92CH
7	90106-KTJ-900	BOLT, FLANGE, 5X12 .....	4	-	-	4	-----	1CH,1CH/A,2CH,2CH/A,52CH,62CH,82CH,92CH
8	90109-SB6-000	SCREW, TRUSS, 5X16 .....	4	-	-	4	-----	1CH,1CH/A,2CH,2CH/A,52CH,62CH,82CH,92CH
9	90111-KTJ-870	NUT, COWL SETTING, 5MM .....	4	-	-	4	-----	1CH,1CH/A,2CH,2CH/A,52CH,62CH,82CH,92CH
10	90504-964-000	WASHER, THRUST, 5MM .....	4	-	-	4	-----	1CH,1CH/A,2CH,2CH/A,52CH,62CH,82CH,92CH
11	90677-KRM-860	NUT, CLIP, 5MM .....	4	-	-	4	-----	1CH,1CH/A,2CH,2CH/A,52CH,62CH,82CH,92CH
12	94103-06000	WASHER, PLAIN, 6MM .....	2	-	-	-	-----	
13	95701-06022-08	BOLT, FLANGE, 6X22 .....	2	-	-	2	-----	1CH,1CH/A,2CH,2CH/A,52CH,62CH,82CH,92CH
14	61300-KTJ-B20ZB	COWL SET, FR.(WL) *TYPE4*.....	-	-	-	1	-----	52CH,62CH
	61300-KTJ-B20ZC	*TYPE3*.....	-	-	-	1	-----	52CH,62CH
	61300-KTJ-B20ZD	*TYPE2*.....	-	-	-	1	-----	52CH,62CH

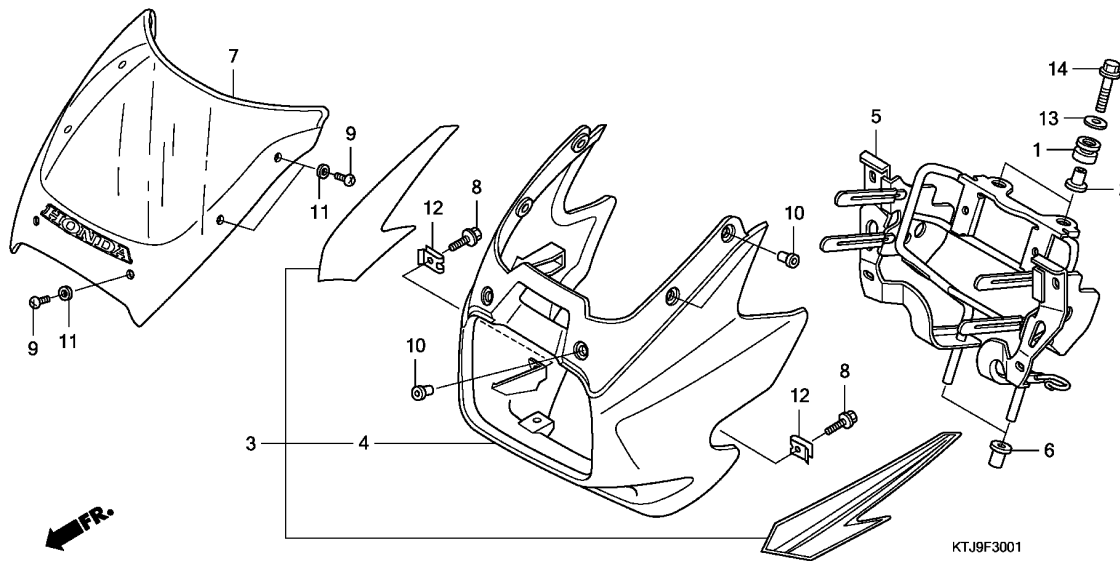


Ref. No.	Part No.	Description	Reqd. QTY				Serial No.	Parts catalogue code
			5	CGR125	A	B		
14)	61300-KTJ-B20ZE	COWL SET, FR.(WL)	-	-	-	1	-----	52CH,62CH
		*TYPE1*	-	-	-	1	-----	82CH,92CH
	61300-KVC-920ZA	*TYPE1*	-	-	-	1	-----	82CH,92CH
15	50324-425-010	COLLAR, 6.3X13	-	-	-	2	-----	52CH,62CH,82CH,92CH

F-30-1

COWL(CGR125SH8,A)

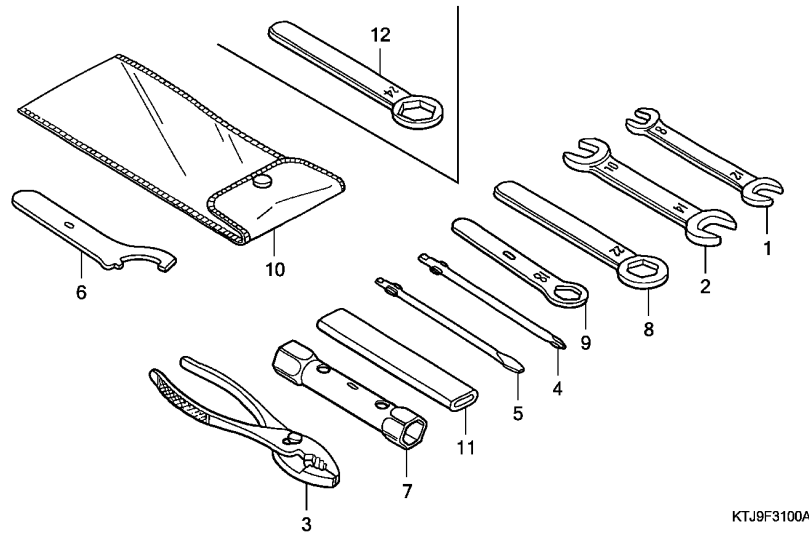
L 8



Ref. No.	L.O.N.	(Relative ref. Number) Description	F.R.T.
3		(4)	
4	4111L3	COWL, FRONT CENTER .....	0.4
5	6161G7	STAY, HEADLIGHT .....	0.7
7	411115	WINDSCREEN SET .....	0.1

Ref. No.	Part No.	Description	Reqd. QTY				Serial No.	Parts catalogue code
			5	CGR125 8	A	B		
1	37242-435-700	RUBBER, SPEEDOMETER MOUNTING	-	2	2	-		
2	50324-425-010	COLLAR, 6.3X13 .....	-	2	2	-		
3	61300-KTJ-C00ZA	COWL SET, FR.(WL)	-	-	-	-		
		*TYPE1*.....	-	1	-	-	5SH,6SH	
	61300-KTJ-C00ZB	*TYPE2*.....	-	1	-	-	5SH,6SH	
	61300-KTJ-C00ZC	*TYPE3*.....	-	1	-	-	5SH,6SH	
	61300-KTJ-C60ZA	*NHA64P*...PEARL COSMIC BLACK	-	-	1	-		
	61300-KTJ-C60ZB	*PB323C*...CANDY ARUJA BLUE	-	-	1	-		
	61300-KTJ-C60ZC	*R264C*...CANDY LUCID RED	-	-	1	-		
4	61301-KTJ-C00ZA	COWL, FR.	-	-	-	-		
		*NHA64P*...PEARL COSMIC BLACK	-	1	-	-	7SH	
	61301-KTJ-C00ZB	*PB323C*...CANDY ARUJA BLUE	-	1	-	-	7SH	
	61301-KTJ-C00ZC	*R264C*...CANDY LUCID RED	-	1	-	-	7SH	
5	61311-KTJ-C00	STAY, HEADLIGHT BRACKET .....	-	1	-	-	5SH,7SH	
	61311-KTJ-C10	.....	-	1	-	-	6SH	
	61311-KTJ-C60	.....	-	-	1	-		
6	61312-KRF-S00	BOOT, HEADLIGHT BRACKET .....	-	2	2	-		
7	64100-KTJ-C00ZA	WINDSCREEN SET(WL)	-	-	-	-		
		*TYPE1*.....	-	1	-	-		
	64100-KTJ-C60ZA	*TYPE1*.....	-	-	1	-		
8	90106-KTJ-900	BOLT, FLANGE, 5X12 .....	-	4	4	-		
9	90109-SB6-000	SCREW, TRUSS, 5X16 .....	-	6	6	-		
10	90111-KTJ-870	NUT, COWL SETTING, 5MM .....	-	6	6	-		
11	90504-964-000	WASHER, THRUST, 5MM .....	-	6	6	-		
12	90677-KRM-860	NUT, CLIP, 5MM .....	-	4	4	-		
13	94103-06000	WASHER, PLAIN, 6MM .....	-	2	2	-		
14	95701-06022-08	BOLT, FLANGE, 6X22 .....	-	2	2	-		

3

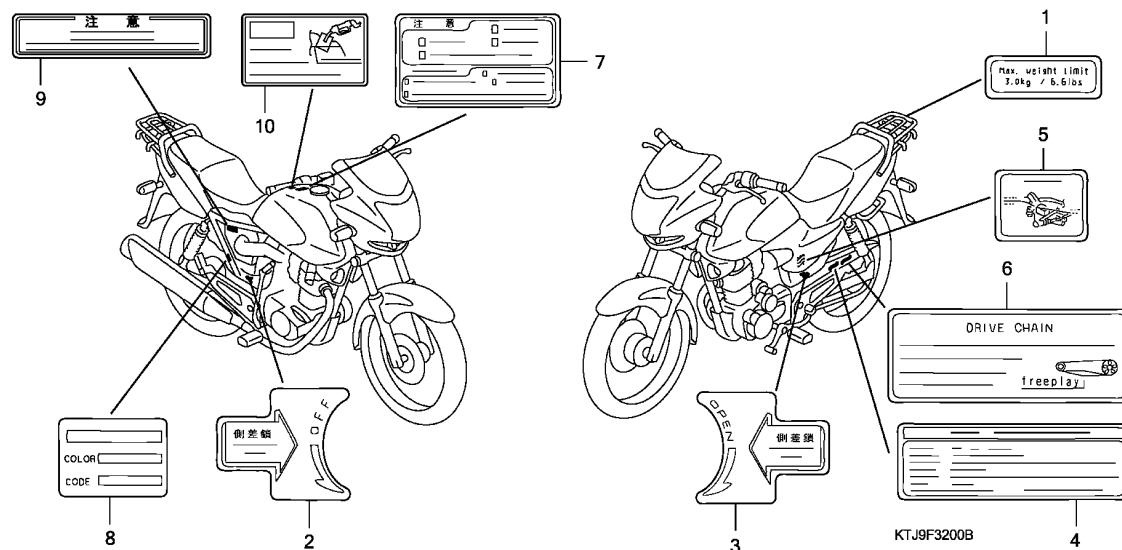


Ref. L.O.N. (Relative ref. Number) F.R.T.  
No. Description

NO INFORMATION .....

Ref. No.	Part No.	Description	Reqd. QTY				Serial No.	Parts catalogue code
			5	CGR125 8	A	B		
1	89211-KRF-S00	SPANNER, 8X12 .....	1	-	-	-		
2	89212-KRF-S00	SPANNER, 10X14 .....	1	1	1	1		
3	89213-KRF-S00	PLIERS .....	1	-	-	-		
4	89214-KRF-S00	DRIVER, SCREW(PLUS) .....	1	1	1	1		
5	89215-KRF-S00	DRIVER, SCREW(MINUS) .....	1	1	1	1		
6	89215-KSH-900	SPANNER, PIN .....	1	-	-	-		
	89215-KC2-960	.....	-	1	1	1		
7	89216-KRF-S00	WRENCH, BOX(18X19) .....	1	1	1	1		
8	89217-KRF-S00	WRENCH, EYE, 22MM .....	1	-	-	-		
9	89218-KRF-S01	WRENCH, EYE, 18MM .....	1	-	-	-		
10	89219-KRF-S00	BAG, TOOL .....	1	1	1	1		
11	89220-KRF-S00	HANDLE .....	1	1	1	1		
12	99006-24000	WRENCH, EYE, 24MM .....	-	1	1	1		



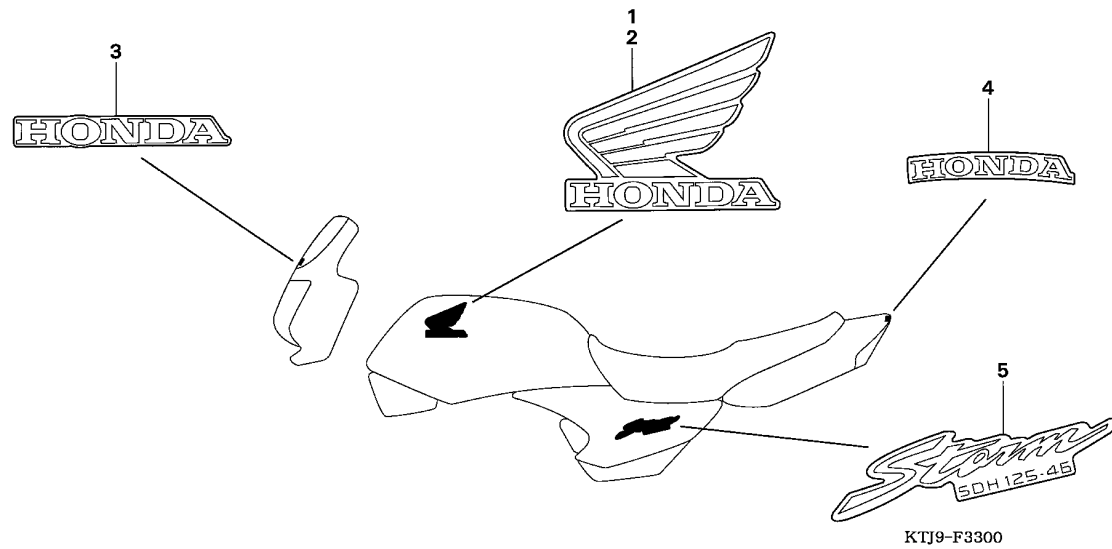


Ref. No. L.O.N. (Relative ref. Number) Description F.R.T.

NO INFORMATION .....

3

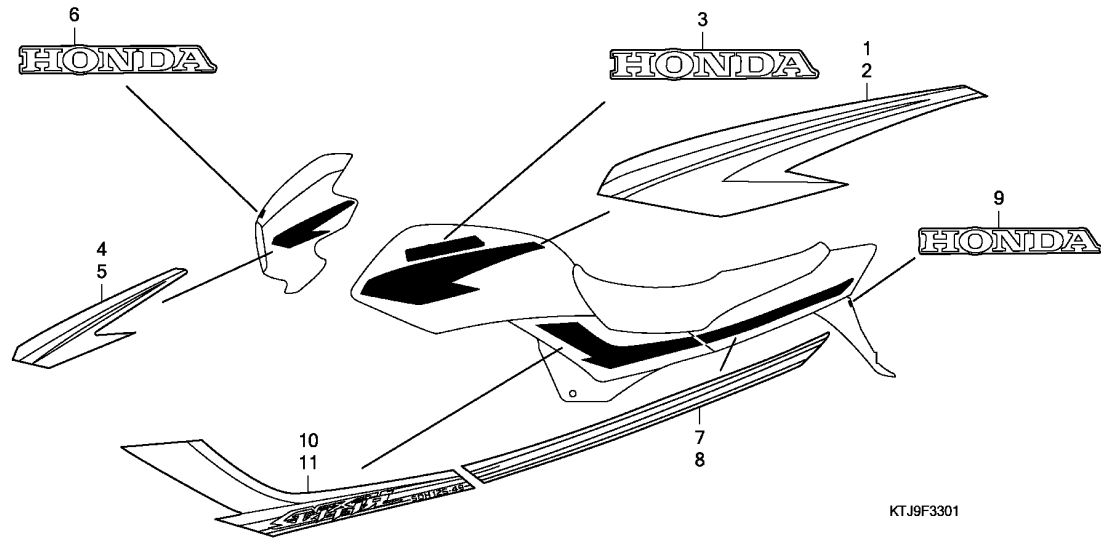
Ref. No.	Part No.	Description	Reqd. QTY				Serial No.	Parts catalogue code
			5	CGR125 8	A	B		
1	81220-KFJ-900	LABEL, RR. CARRIER .....	1	1	1	1	----- 1CH,1CH/A,2CH,2CH/A,52CH,5CH,62CH,6CH,6SH,82CH,8CH,92CH,9CH	
	81220-KVR-650	.....	-	1	-	-	----- 5SH,7SH	
2	87121-KRF-S00	EMBLEM, R. SIDE COVER LOCK ..	1	-	-	1		
3	87122-KRF-S00	EMBLEM, L. SIDE COVER LOCK ..	1	1	1	1		
4	87505-KTJ-900	LABEL, TIRE(CHINESE) .....	1	1	-	-		
	87505-KTJ-C60	LABEL, TIRE .....	-	-	1	1		
5	87506-KRF-T00	MARK, BATTERY CAUTION .....	1	-	-	-		
6	87507-KEW-900	LABEL, DRIVE CHAIN .....	1	1	1	1		
7	87560-KTJ-900ZA	MARK, DRIVE CAUTION						
	*TYPE1*	.....	1	1	1	1	----- 1CH,1CH/A,2CH,2CH/A,52CH,5CH,5SH,62CH,6CH,6SH,7SH	
	87560-KTJ-900ZB	*TYPE2*	1	-	-	1	----- 1CH,1CH/A,2CH,2CH/A,82CH,8CH,92CH,9CH	
	87560-KRF-S00	.....	1	-	-	-		
8	87565-KTJ-900ZA	LABEL, COLOR						
	*TYPE1*	.....(R264)	1	-	-	-	----- 1CH,1CH/A	
	87565-KTJ-900ZB	*TYPE2*	1	-	-	-	----- 1CH,1CH/A	
	87565-KTJ-900ZC	*TYPE3*	1	-	-	-	----- 1CH,1CH/A	
	87565-KTJ-900ZD	*TYPE4*	1	-	-	-	----- 1CH,1CH/A	
	87565-KTJ-910ZA	*TYPE1*	1	-	-	-	----- 2CH,2CH/A	
	87565-KTJ-910ZB	*TYPE2*	1	-	-	-	----- 2CH,2CH/A	
	87565-KTJ-910ZC	*TYPE3*	1	-	-	-	----- 2CH,2CH/A	
	87565-KTJ-910ZD	*TYPE4*	1	-	-	-	----- 2CH,2CH/A	
9	87509-KTJ-C00	LABEL, PROHIBIT FILTER						
	CLEANING(CHINESE)	.....	-	1	1	1		
10	87562-GFM-K00	MARK, REFUEL CAUTION(CHINESE)	-	-	1	1		



Ref. No. L.O.N. (Relative ref. Number) Description F.R.T.

NO INFORMATION .....

Ref. No.	Part No.	Description	Reqd. QTY				Serial No.	Parts catalogue code
			5	CGR125 8	A	B		
1	17513-KTJ-900ZA	MARK, R. FUEL TANK	1	-	-	-		
		*TYPE1*.....	1	-	-	-		
	17513-KTJ-900ZB	*TYPE2*.....	1	-	-	-		
	17513-KTJ-900ZC	*TYPE3*.....	1	-	-	-		
	17513-KTJ-900ZD	*TYPE4*.....	1	-	-	-		
2	17514-KTJ-900ZA	MARK, L. FUEL TANK	1	-	-	-		
		*TYPE1*.....	1	-	-	-		
	17514-KTJ-900ZB	*TYPE2*.....	1	-	-	-		
	17514-KTJ-900ZC	*TYPE3*.....	1	-	-	-		
	17514-KTJ-900ZD	*TYPE4*.....	1	-	-	-		
3	64121-KTJ-900ZA	MARK, FR. SCREEN	1	-	-	-		
		*TYPE1*.....	1	-	-	-		
4	77227-KTJ-900ZA	MARK, RR. CENTER COWL	1	-	-	-		
		*TYPE1*.....	1	-	-	-		
	77227-KTJ-900ZB	*TYPE2*.....	1	-	-	-		
5	83543-KTJ-900ZA	MARK, SIDE COVER	2	-	-	-		
		*TYPE1*.....	2	-	-	-		
	83543-KTJ-900ZB	*TYPE2*.....	2	-	-	-		
	83543-KTJ-900ZC	*TYPE3*.....	2	-	-	-		
	83543-KTJ-900ZD	*TYPE4*.....	2	-	-	-		

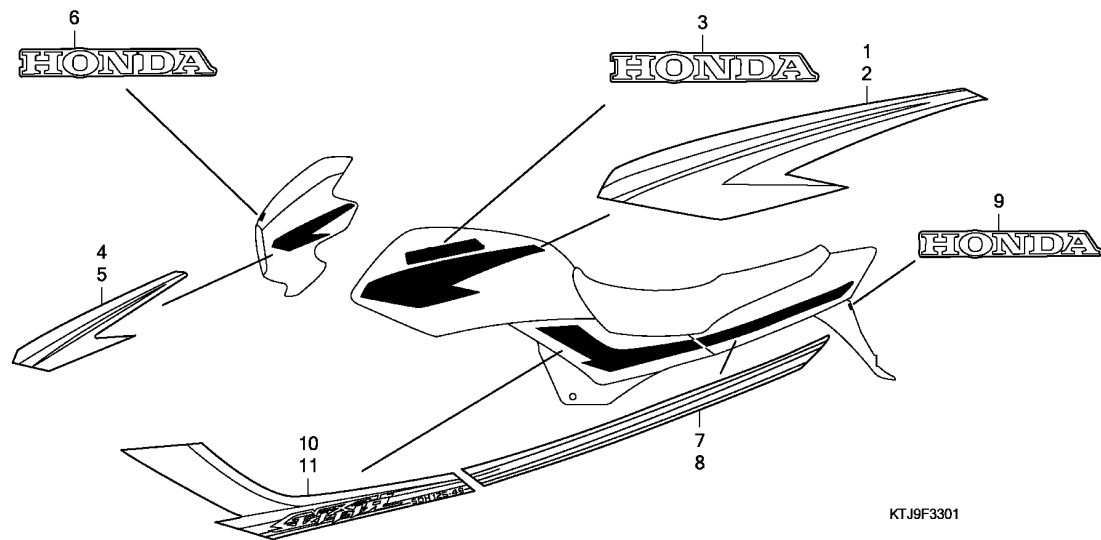


KTJ9F3301

Ref. No. L.O.N. (Relative ref. Number) Description F.R.T.

NO INFORMATION .....

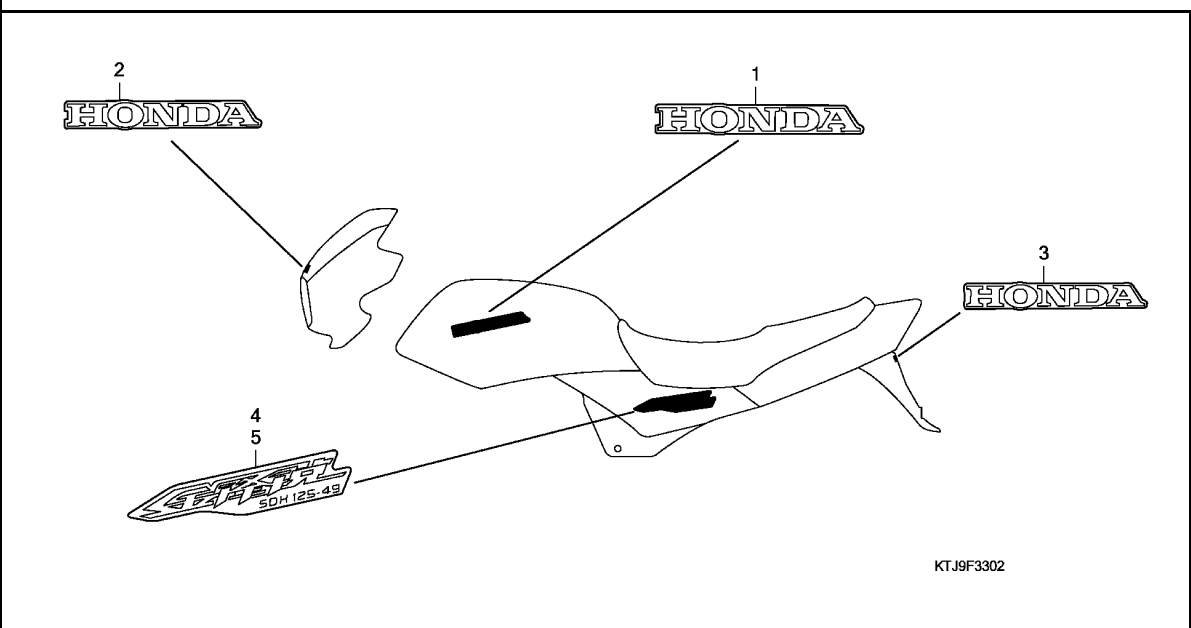
Ref. No.	Part No.	Description	Reqd. QTY				Serial No.	Parts catalogue code
			5	CGR125 8	A	B		
1	17511-KTJ-C00ZA	STRIPE, R. FUEL TANK	-	1	-	-	5SH,6SH	
	17511-KTJ-C00ZB	*TYPE1*.....	-	1	-	-	5SH,6SH	
	17511-KTJ-C00ZC	*TYPE2*.....	-	1	-	-	5SH,6SH	
	17511-KTJ-C00ZC	*TYPE3*.....	-	1	-	-	5SH,6SH	
2	17512-KTJ-C00ZA	STRIPE, L. FUEL TANK	-	1	-	-	5SH,6SH	
	17512-KTJ-C00ZB	*TYPE1*.....	-	1	-	-	5SH,6SH	
	17512-KTJ-C00ZB	*TYPE2*.....	-	1	-	-	5SH,6SH	
	17512-KTJ-C00ZC	*TYPE3*.....	-	1	-	-	5SH,6SH	
3	17515-KTJ-C00ZA	MARK, FUEL TANK	-	2	-	-	5SH,6SH	
	17515-KTJ-C00ZB	*TYPE1*.....	-	2	-	-	5SH,6SH	
	17515-KTJ-C00ZB	*TYPE2*.....	-	2	-	-	5SH,6SH	
	17515-KTJ-C00ZC	*TYPE3*.....	-	2	-	-	5SH,6SH	
4	61306-KTJ-C00ZA	STRIPE, R. FR. COWL	-	1	-	-	5SH,6SH	
	61306-KTJ-C00ZB	*TYPE1*.....	-	1	-	-	5SH,6SH	
	61306-KTJ-C00ZB	*TYPE2*.....	-	1	-	-	5SH,6SH	
	61306-KTJ-C00ZC	*TYPE3*.....	-	1	-	-	5SH,6SH	
5	61307-KTJ-C00ZA	STRIPE, L. FR. COWL	-	1	-	-	5SH,6SH	
	61307-KTJ-C00ZB	*TYPE1*.....	-	1	-	-	5SH,6SH	
	61307-KTJ-C00ZB	*TYPE2*.....	-	1	-	-	5SH,6SH	
	61307-KTJ-C00ZC	*TYPE3*.....	-	1	-	-	5SH,6SH	
6	64121-KTJ-C00ZA	MARK, WINDSCREEN	-	1	-	-	5SH,6SH	
	64121-KTJ-C00ZB	*TYPE1*.....	-	1	-	-	5SH,6SH	
7	77221-KTJ-C00ZA	STRIPE, R. SIDE COWL	-	1	-	-	5SH,6SH	
	77221-KTJ-C00ZB	*TYPE1*.....	-	1	-	-	5SH,6SH	
	77221-KTJ-C00ZB	*TYPE2*.....	-	1	-	-	5SH,6SH	
	77221-KTJ-C00ZC	*TYPE3*.....	-	1	-	-	5SH,6SH	
8	77222-KTJ-C00ZA	STRIPE, L. SIDE COWL	-	1	-	-	5SH,6SH	
	77222-KTJ-C00ZB	*TYPE1*.....	-	1	-	-	5SH,6SH	



Ref. No.	Part No.	Description	Reqd. QTY				Serial No.	Parts catalogue code
			5	CGR125 8	A	B		
(8)	77222-KTJ-C00ZB	STRIPE, L. SIDE COWL	-	1	-	-	5SH,6SH	
		*TYPE2*	-	1	-	-	5SH,6SH	
	77222-KTJ-C00ZC	*TYPE3*	-	1	-	-	5SH,6SH	
9	77227-KTJ-C00ZA	MARK, RR. FENDER	-	1	-	-	5SH,6SH	
		*TYPE1*	-	1	-	-	5SH,6SH	
10	83541-KTJ-C00ZA	STRIPE, R. SIDE COVER	-	1	-	-	5SH,6SH	
		*TYPE1*	-	1	-	-	5SH,6SH	
	83541-KTJ-C00ZB	*TYPE2*	-	1	-	-	5SH,6SH	
	83541-KTJ-C00ZC	*TYPE3*	-	1	-	-	5SH,6SH	
11	83641-KTJ-C00ZA	STRIPE, L. SIDE COVER	-	1	-	-	5SH,6SH	
		*TYPE1*	-	1	-	-	5SH,6SH	
	83641-KTJ-C00ZB	*TYPE2*	-	1	-	-	5SH,6SH	
	83641-KTJ-C00ZC	*TYPE3*	-	1	-	-	5SH,6SH	



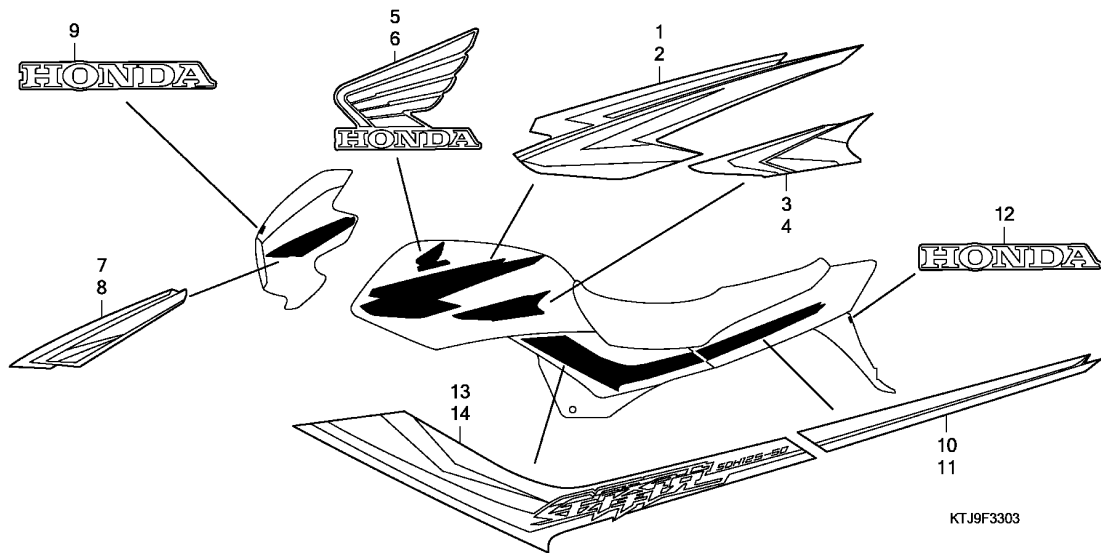




Ref. No.	L.O.N.	(Relative ref. Number)	Description	F.R.T.
NO INFORMATION .....				

3

Ref. No.	Part No.	Description	Reqd. QTY				Serial No.	Parts catalogue code
			5	CGR125	A	B		
1	17515-KTJ-C00ZA	MARK, FUEL TANK	-	2	-	-	-----	7SH
		*TYPE1*.....	-	2	-	-	-----	7SH
	17515-KTJ-C00ZB	*TYPE2*.....	-	2	-	-	-----	7SH
	17515-KTJ-C00ZC	*TYPE3*.....	-	2	-	-	-----	7SH
2	64121-KTJ-C00ZA	MARK, WINDSCREEN	-	1	-	-	-----	7SH
		*TYPE1*.....	-	1	-	-	-----	7SH
3	77227-KTJ-C00ZA	MARK, RR. FENDER	-	1	-	-	-----	7SH
		*TYPE1*.....	-	1	-	-	-----	7SH
4	83543-KTJ-C40ZA	MARK, R. SIDE COVER	-	1	-	-	-----	7SH
		*TYPE1*.....	-	1	-	-	-----	7SH
	83543-KTJ-C40ZB	*TYPE2*.....	-	1	-	-	-----	7SH
	83543-KTJ-C40ZC	*TYPE3*.....	-	1	-	-	-----	7SH
5	83643-KTJ-C40ZA	MARK, L. SIDE COVER	-	1	-	-	-----	7SH
		*TYPE1*.....	-	1	-	-	-----	7SH
	83643-KTJ-C40ZB	*TYPE2*.....	-	1	-	-	-----	7SH
	83643-KTJ-C40ZC	*TYPE3*.....	-	1	-	-	-----	7SH

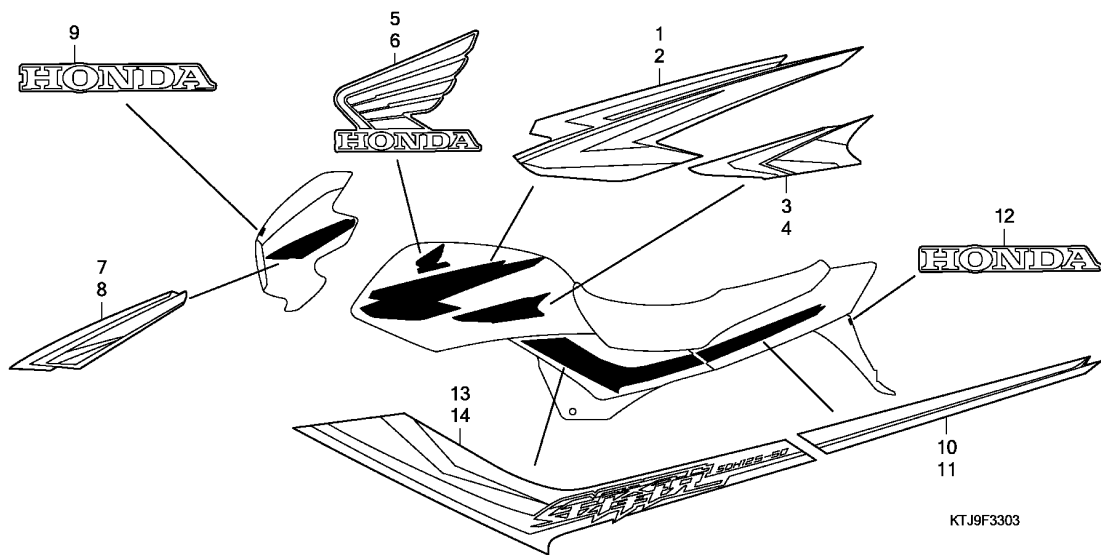


Ref. L.O.N. (Relative ref. Number) F.R.T.  
No. Description

NO INFORMATION .....

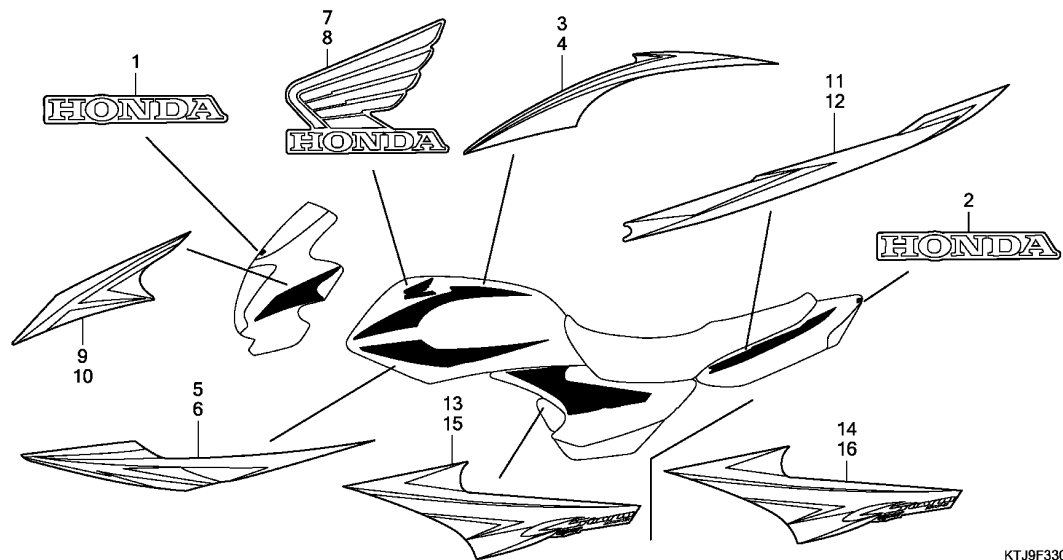
KTJ9F3303

Ref. No.	Part No.	Description	Reqd. QTY				Serial No.	Parts catalogue code
			5	CGR125	8	A B		
1	17541-KTJ-C60ZA	STRIPE A, R. FUEL TANK	-	-	1	-		
	17541-KTJ-C60ZB	*TYPE1*	-	-	1	-		
	17541-KTJ-C60ZC	*TYPE2*	-	-	1	-		
	17541-KTJ-C60ZC	*TYPE3*	-	-	1	-		
2	17542-KTJ-C60ZA	STRIPE A, L. FUEL TANK	-	-	1	-		
	17542-KTJ-C60ZB	*TYPE1*	-	-	1	-		
	17542-KTJ-C60ZB	*TYPE2*	-	-	1	-		
	17542-KTJ-C60ZC	*TYPE3*	-	-	1	-		
3	17543-KTJ-C60ZA	STRIPE B, R. FUEL TANK	-	-	1	-		
	17543-KTJ-C60ZB	*TYPE1*	-	-	1	-		
	17543-KTJ-C60ZB	*TYPE2*	-	-	1	-		
	17543-KTJ-C60ZC	*TYPE3*	-	-	1	-		
4	17544-KTJ-C60ZA	STRIPE B, L. FUEL TANK	-	-	1	-		
	17544-KTJ-C60ZB	*TYPE1*	-	-	1	-		
	17544-KTJ-C60ZB	*TYPE2*	-	-	1	-		
	17544-KTJ-C60ZC	*TYPE3*	-	-	1	-		
5	17545-KTJ-C60ZA	MARK, R. FUEL TANK	-	-	1	-		
	17545-KTJ-C60ZB	*TYPE1*	-	-	1	-		
	17545-KTJ-C60ZB	*TYPE2*	-	-	1	-		
	17545-KTJ-C60ZC	*TYPE3*	-	-	1	-		
6	17546-KTJ-C60ZA	MARK, L. FUEL TANK	-	-	1	-		
	17546-KTJ-C60ZB	*TYPE1*	-	-	1	-		
	17546-KTJ-C60ZB	*TYPE2*	-	-	1	-		
	17546-KTJ-C60ZC	*TYPE3*	-	-	1	-		
7	61306-KTJ-C60ZA	STRIPE, R. FR. COWL	-	-	1	-		
	61306-KTJ-C60ZB	*TYPE1*	-	-	1	-		
	61306-KTJ-C60ZB	*TYPE2*	-	-	1	-		
	61306-KTJ-C60ZC	*TYPE3*	-	-	1	-		



3

Ref. No.	Part No.	Description	Reqd. QTY				Serial No.	Parts catalogue code
			5	CGR125 8	A	B		
8	61307-KTJ-C60ZA	STRIPE, L. FR. COWL	-	-	1	-		
		*TYPE1*	-	-	1	-		
	61307-KTJ-C60ZB	*TYPE2*	-	-	1	-		
	61307-KTJ-C60ZC	*TYPE3*	-	-	1	-		
9	64121-KTJ-C60ZA	MARK, WINDSCREEN	-	-	1	-		
		*TYPE1*	-	-	1	-		
10	77221-KTJ-C60ZA	STRIPE, R. SIDE COWL	-	-	1	-		
		*TYPE1*	-	-	1	-		
	77221-KTJ-C60ZB	*TYPE2*	-	-	1	-		
	77221-KTJ-C60ZC	*TYPE3*	-	-	1	-		
11	77222-KTJ-C60ZA	STRIPE, L. SIDE COWL	-	-	1	-		
		*TYPE1*	-	-	1	-		
	77222-KTJ-C60ZB	*TYPE2*	-	-	1	-		
	77222-KTJ-C60ZC	*TYPE3*	-	-	1	-		
12	77227-KTJ-C00ZA	MARK, RR. FENDER	-	-	1	-		
		*TYPE1*	-	-	1	-		
13	83541-KTJ-C60ZA	STRIPE, R. SIDE COVER	-	-	1	-		
		*TYPE1*	-	-	1	-		
	83541-KTJ-C60ZB	*TYPE2*	-	-	1	-		
	83541-KTJ-C60ZC	*TYPE3*	-	-	1	-		
14	83641-KTJ-C60ZA	STRIPE, L. SIDE COVER	-	-	1	-		
		*TYPE1*	-	-	1	-		
	83641-KTJ-C60ZB	*TYPE2*	-	-	1	-		
	83641-KTJ-C60ZC	*TYPE3*	-	-	1	-		

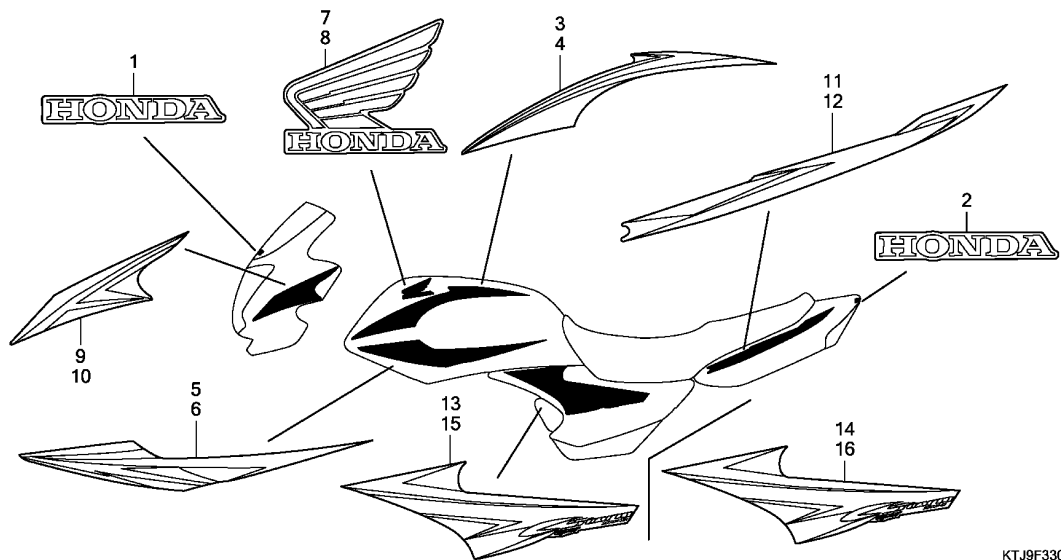


KTJ9F3304

Ref. L.O.N. (Relative ref. Number) F.R.T.  
No. Description

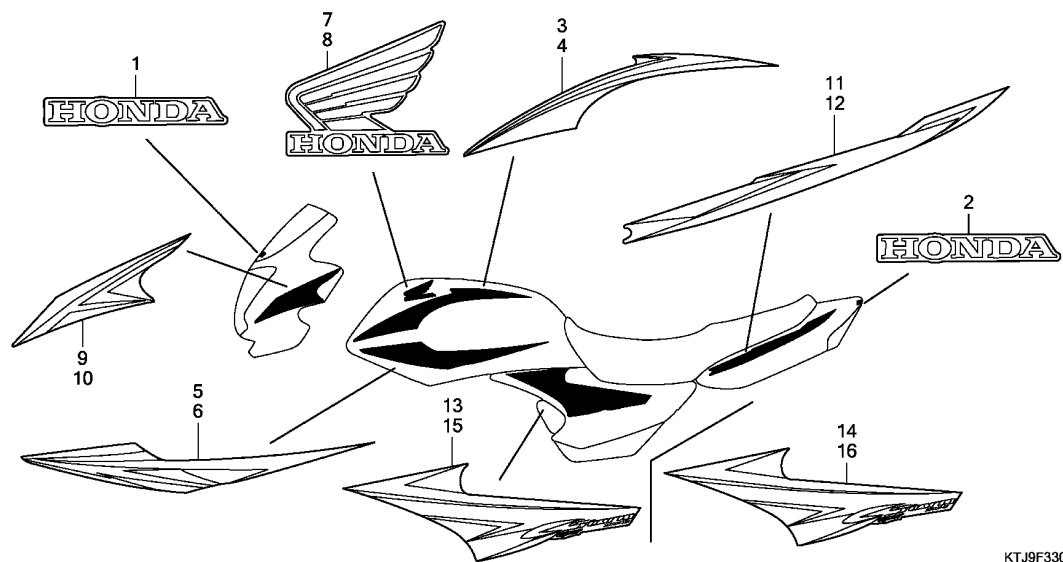
NO INFORMATION .....

Ref. No.	Part No.	Description	Reqd. QTY				Serial No.	Parts catalogue code
			5	CGR125 8	A	B		
1	64121-KTJ-900ZA	MARK, FR. SCREEN	-	-	-	1	52CH,62CH	
		*TYPE1*	-	-	-	1	52CH,5CH,62CH,6CH	
2	77227-KTJ-900ZA	MARK, RR. CENTER COWL	-	-	-	1	52CH,5CH,62CH,6CH	
		*TYPE1*	-	-	-	1	52CH,5CH,62CH,6CH	
3	86171-KTJ-B00ZB	STRIPE A, R. FUEL TANK	-	-	-	1	52CH,5CH,62CH,6CH	
		*TYPE4*	-	-	-	1	52CH,5CH,62CH,6CH	
	86171-KTJ-B00ZC	*TYPE3*	-	-	-	1	52CH,5CH,62CH,6CH	
	86171-KTJ-B00ZD	*TYPE2*	-	-	-	1	52CH,5CH,62CH,6CH	
	86171-KTJ-B00ZE	*TYPE1*	-	-	-	1	52CH,5CH,62CH,6CH	
4	86172-KTJ-B00ZB	STRIPE A, L. FUEL TANK	-	-	-	1	52CH,5CH,62CH,6CH	
		*TYPE4*	-	-	-	1	52CH,5CH,62CH,6CH	
	86172-KTJ-B00ZC	*TYPE3*	-	-	-	1	52CH,5CH,62CH,6CH	
	86172-KTJ-B00ZD	*TYPE2*	-	-	-	1	52CH,5CH,62CH,6CH	
	86172-KTJ-B00ZE	*TYPE1*	-	-	-	1	52CH,5CH,62CH,6CH	
5	86173-KTJ-B20ZB	STRIPE B, R. FUEL TANK	-	-	-	1	52CH,62CH	
		*TYPE4*	-	-	-	1	52CH,62CH	
	86173-KTJ-B20ZC	*TYPE3*	-	-	-	1	52CH,62CH	
	86173-KTJ-B20ZD	*TYPE2*	-	-	-	1	52CH,62CH	
	86173-KTJ-B20ZE	*TYPE1*	-	-	-	1	52CH,62CH	
6	86174-KTJ-B20ZB	STRIPE B, L. FUEL TANK	-	-	-	1	52CH,62CH	
		*TYPE4*	-	-	-	1	52CH,62CH	
	86174-KTJ-B20ZC	*TYPE3*	-	-	-	1	52CH,62CH	
	86174-KTJ-B20ZD	*TYPE2*	-	-	-	1	52CH,62CH	
	86174-KTJ-B20ZE	*TYPE1*	-	-	-	1	52CH,62CH	
7	86175-KTJ-B00ZB	MARK, R. FUEL TANK	-	-	-	1	52CH,5CH,62CH,6CH	
		*TYPE4*	-	-	-	1	52CH,5CH,62CH,6CH	
	86175-KTJ-B00ZC	*TYPE3*	-	-	-	1	52CH,5CH,62CH,6CH	
	86175-KTJ-B00ZD	*TYPE2*	-	-	-	1	52CH,5CH,62CH,6CH	



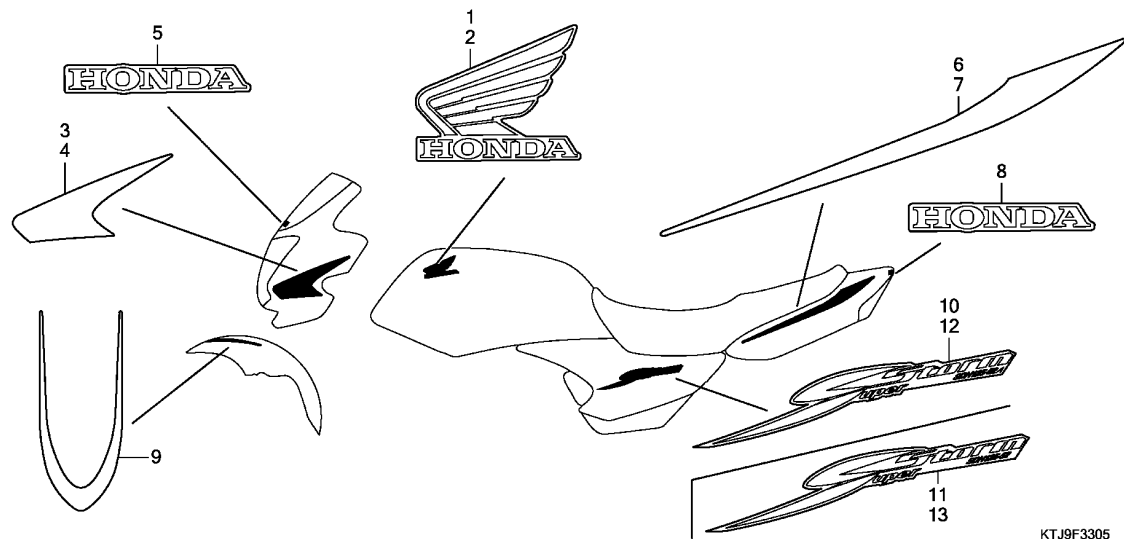
KTJ9F3304

Ref. No.	Part No.	Description	Reqd. QTY				Serial No.	Parts catalogue code
			5	8	A	B		
(7)	86175-KTJ-B00ZE	MARK, R. FUEL TANK	-	-	-	1	-----	52CH,5CH,62CH,6CH
		*TYPE1*	-	-	-	1	-----	52CH,5CH,62CH,6CH
8	86176-KTJ-B00ZB	MARK, L. FUEL TANK	-	-	-	1	-----	52CH,5CH,62CH,6CH
		*TYPE4*	-	-	-	1	-----	52CH,5CH,62CH,6CH
	86176-KTJ-B00ZC	*TYPE3*	-	-	-	1	-----	52CH,5CH,62CH,6CH
	86176-KTJ-B00ZD	*TYPE2*	-	-	-	1	-----	52CH,5CH,62CH,6CH
	86176-KTJ-B00ZE	*TYPE1*	-	-	-	1	-----	52CH,5CH,62CH,6CH
9	86611-KTJ-B20ZB	STRIPE, R. FR. COWL	-	-	-	1	-----	52CH,62CH
		*TYPE1*	-	-	-	1	-----	52CH,62CH
	86611-KTJ-B20ZC	*TYPE2*	-	-	-	1	-----	52CH,62CH
	86611-KTJ-B20ZD	*TYPE3*	-	-	-	1	-----	52CH,62CH
	86611-KTJ-B20ZE	*TYPE4*	-	-	-	1	-----	52CH,62CH
10	86612-KTJ-B20ZB	STRIPE, L. FR. COWL(###)	-	-	-	1	-----	52CH,62CH
		*TYPE1*	-	-	-	1	-----	52CH,62CH
	86612-KTJ-B20ZC	*TYPE2*	-	-	-	1	-----	52CH,62CH
	86612-KTJ-B20ZD	*TYPE3*	-	-	-	1	-----	52CH,62CH
	86612-KTJ-B20ZE	*TYPE4*	-	-	-	1	-----	52CH,62CH
11	86771-KTJ-B00ZB	STRIPE, R. SIDE COWL	-	-	-	1	-----	52CH,5CH,62CH,6CH
		*TYPE4*	-	-	-	1	-----	52CH,5CH,62CH,6CH
	86771-KTJ-B00ZC	*TYPE3*	-	-	-	1	-----	52CH,5CH,62CH,6CH
	86771-KTJ-B00ZD	*TYPE2*	-	-	-	1	-----	52CH,5CH,62CH,6CH
	86771-KTJ-B00ZE	*TYPE1*	-	-	-	1	-----	52CH,5CH,62CH,6CH
12	86772-KTJ-B00ZB	STRIPE, L. SIDE COWL	-	-	-	1	-----	52CH,5CH,62CH,6CH
		*TYPE4*	-	-	-	1	-----	52CH,5CH,62CH,6CH
	86772-KTJ-B00ZC	*TYPE3*	-	-	-	1	-----	52CH,5CH,62CH,6CH
	86772-KTJ-B00ZD	*TYPE2*	-	-	-	1	-----	52CH,5CH,62CH,6CH
	86772-KTJ-B00ZE	*TYPE1*	-	-	-	1	-----	52CH,5CH,62CH,6CH



Ref. No.	Part No.	Description	Reqd. QTY				Serial No.	Parts catalogue code
			5	CGR125 8	A	B		
13	86831-KTJ-B00ZA	STRIPE, R. SIDE COVER				1		
		*TYPE4*	-	-	-	1	-----	5CH,6CH
	86831-KTJ-B00ZB	*TYPE3*	-	-	-	1	-----	5CH,6CH
	86831-KTJ-B00ZC	*TYPE2*	-	-	-	1	-----	5CH,6CH
	86831-KTJ-B00ZD	*TYPE1*	-	-	-	1	-----	5CH,6CH
14	86831-KTJ-B20ZB	STRIPE, R. SIDE COVER				1		
		*TYPE4*	-	-	-	1	-----	52CH,62CH
	86831-KTJ-B20ZC	*TYPE3*	-	-	-	1	-----	52CH,62CH
	86831-KTJ-B20ZD	*TYPE2*	-	-	-	1	-----	52CH,62CH
	86831-KTJ-B20ZE	*TYPE1*	-	-	-	1	-----	52CH,62CH
15	86832-KTJ-B00ZA	STRIPE, L. SIDE COVER				1		
		*TYPE4*	-	-	-	1	-----	5CH,6CH
	86832-KTJ-B00ZB	*TYPE3*	-	-	-	1	-----	5CH,6CH
	86832-KTJ-B00ZC	*TYPE2*	-	-	-	1	-----	5CH,6CH
	86832-KTJ-B00ZD	*TYPE1*	-	-	-	1	-----	5CH,6CH
16	86832-KTJ-B20ZB	STRIPE, L. SIDE COVER				1		
		*TYPE4*	-	-	-	1	-----	52CH,62CH
	86832-KTJ-B20ZC	*TYPE3*	-	-	-	1	-----	52CH,62CH
	86832-KTJ-B20ZD	*TYPE2*	-	-	-	1	-----	52CH,62CH
	86832-KTJ-B20ZE	*TYPE1*	-	-	-	1	-----	52CH,62CH





Ref. L.O.N. (Relative ref. Number) F.R.T.  
No. Description

NO INFORMATION .....

KTJ9F3305

Ref. No.	Part No.	Description	Reqd. QTY				Serial No.	Parts catalogue code
			5	CGR125 8	A	B		
1	17513-KVC-920ZA	MARK, R. FUEL TANK *TYPE1*	-	-	-	1	82CH,8CH,92CH,9CH	
2	17514-KVC-920ZA	MARK, L. FUEL TANK *TYPE1*	-	-	-	1	82CH,8CH,92CH,9CH	
3	61306-KVC-920ZA	STRIPE, R. FR. COWL *TYPE1*	-	-	-	1	82CH,92CH	
4	61307-KVC-920ZA	STRIPE, L. FR. COWL *TYPE1*	-	-	-	1	82CH,92CH	
5	64121-KTJ-900ZA	MARK, FR. SCREEN *TYPE1*	-	-	-	1	82CH,92CH	
6	77221-KVC-920ZA	STRIPE, R. RR. SIDE *TYPE1*	-	-	-	1	82CH,8CH,92CH,9CH	
7	77222-KVC-920ZA	STRIPE, L. RR. SIDE *TYPE1*	-	-	-	1	82CH,8CH,92CH,9CH	
8	77227-KTJ-900ZB	MARK, RR. CENTER COWL *TYPE2*	-	-	-	1	82CH,8CH,92CH,9CH	
9	86613-KTJ-B40ZA	STRIPE, FR. FENDER *TYPE1*	-	-	-	1	82CH,8CH,92CH,9CH	
10	86831-KTJ-B40ZA	MARK, R. SIDE COVER *TYPE1*	-	-	-	1	8CH,9CH	
11	86831-KTJ-B60ZA	MARK, R. SIDE COVER *TYPE1*	-	-	-	1	82CH,92CH	
12	86832-KTJ-B40ZA	MARK, L. SIDE COVER *TYPE1*	-	-	-	1	8CH,9CH	
13	86832-KTJ-B60ZA	MARK, L. SIDE COVER *TYPE1*	-	-	-	1	82CH,92CH	



















# PART NAME INDEX

Part name	Address	Page	Ref.	Part name	Address	Page	Ref.	Part name	Address	Page	Ref.
[ A ]											
ADJUSTER, CHAIN .....	I10	114	2	BEARING, RADIAL BALL, 6004UU ..	I13	117	22	BOLT, FLANGE, 6X14 .....	F13	73	32
	I12	116	2	BEARING, RADIAL BALL, 6006 .....	G1	77	25		L3	155	31
ARM ASSY., KICK STARTER .....	J15	135	4	BEARING, RADIAL BALL, 6202U ...	I13	117	20	BOLT, FLANGE, 6X16 .....	E1	45	10
	J16	136	20	BEARING, RADIAL BALL, 6202Z ...	G2	78	26		E2	46	13
ARM COMP., VALVE ROCKER .....	E9	53	3	BEARING, RADIAL BALL, 6204 .....	G2	78	27		E7	51	21
ARM, EX. ROCKER .....	E7	51	11	BEARING, RADIAL BALL, 6301U ...	I8	112	9		E11	55	11
ARM, FR. BRAKE .....	I5	109	11		I9	113	17		F14	74	16
ARM, IN. ROCKER .....	E7	51	9	BEARING, RADIAL BALL, 6302U ...	I13	117	21		G8	84	11
ARM, RR. BRAKE .....	I10	114	9	BEARING, RADIAL BALL, 63/28 ...	F15	75	7		K1	137	14
ARM, RR. BRAKE STOPPER .....	K4	140	4	BEARING, RADIAL BALL, 63/28U ..	F15	75	8		K2	138	15
AXLE, FR. WHEEL .....	I8	112	2	BEARING, ROLLER, 30X58X17 .....	F16	76	10		L1	153	22
	I9	113	2	BODY COMP., FRAME .....	L2	154	9		L3	155	28
AXLE, RR. WHEEL .....	I12	116	5		L4	156	3				29
				BOLT-WASHER, 8X20 .....	K1	137	10	BOLT, FLANGE, 6X18 .....	F14	74	21
					K2	138	10	BOLT, FLANGE, 6X20 .....	F4	64	17
				BOLT A, BRAKE STOPPER .....	I10	114	18		J1	121	17
				BOLT A, CYLINDER STUD .....	F12	72	15		J15	135	17
				BOLT B, CYLINDER STUD .....	F12	72	16		J16	136	22
				BOLT SET .....	F11	71	3		K14	150	20
				BOLT, ADJUSTING .....	H1	89	6		L1	153	17
				BOLT, BODY COVER SETTING .....	J13	133	11	BOLT, FLANGE, 6X22 .....	E11	55	12
					J14	134	9		E12	56	4
				BOLT, BRACKET STOPPER .....	K4	140	9		F11	71	8
				BOLT, BRAKE DISK, 8X24 .....	I9	113	12		H4	92	21
				BOLT, CABLE ADJUST .....	H11	99	22		H9	97	33
				BOLT, CHAIN ADJUSTER .....	I10	114	14		H11	99	35
					I13	117	15				39
				BOLT, CYLINDER STUD, 8X140 .....	F14	74	9		H13	101	19
				BOLT, DRAIN PLUG, 12MM .....	F12	72	18		J3	123	16
					F14	74	10		L6	158	13
				BOLT, DRIVEN SPROCKET FIXING ..	I13	117	16		L8	160	14
				BOLT, DRIVEN SPROCKET SETTING ..	I13	117	16	BOLT, FLANGE, 6X25 .....	E3	47	16
				BOLT, DRIVE SPROCKET FIXING ...	G3	79	18		E12	56	4
				BOLT, FLANGE SOCKET, 5X14 .....	F6	66	8		F1	61	11
				BOLT, FLANGE SOCKET, 6X22 .....	E5	49	15		F4	64	18
				BOLT, FLANGE, 10X110 .....	L2	154	18		F12	72	17
					L4	156	9		F14	74	17
				BOLT, FLANGE, 10X16 .....	K1	137	15		I2	106	10
				BOLT, FLANGE, 10X55 .....	J13	133	15	BOLT, FLANGE, 6X28 .....	F4	64	19
					J14	134	13		F10	70	8
				BOLT, FLANGE, 5X12 .....	L6	158	7		H14	102	10
					L8	160	8		J10	130	18
				BOLT, FLANGE, 5X14 .....	E5	49	12		J11	131	19
				BOLT, FLANGE, 6MM .....	I2	106	8	BOLT, FLANGE, 6X30 .....	E1	45	9
					K4	140	19		E15	59	12
					K6	142	4		F5	65	10
					K7	143	4	BOLT, FLANGE, 6X32 .....	I2	106	11
							9	BOLT, FLANGE, 6X35 .....	F3	63	17
				BOLT, FLANGE, 6X10 .....	H4	92	22		F5	65	11
				BOLT, FLANGE, 6X105 .....	E6	50	23		I5	109	16
				BOLT, FLANGE, 6X12 .....	E2	46	14		I11	115	23
					I15	119	17	BOLT, FLANGE, 6X40 .....	E14	58	12
					K2	138	14		E15	59	13
					K4	140	18		F4	64	20
					K14	150	19		F14	74	18
					L3	155	27	BOLT, FLANGE, 6X45 .....	F5	65	12
					L5	157	16		F14	74	19
				BOLT, FLANGE, 6X14 .....	E6	50	22	BOLT, FLANGE, 6X50 .....	E14	58	13
					E8	52	30		F4	64	21







# PART NAME INDEX

Part name	Address	Page	Ref.	Part name	Address	Page	Ref.	Part name	Address	Page	Ref.
CASE COMP., INNER .....	H6	94	7	CLIP, TUBE .....	J11	131	13	COVER COMP., L. CRANKCASE .....	F4	64	1
CASE COMP., UPPER .....	H5	93	4					COVER COMP., L. RR. ....	F5	65	2
	H6	94	16		J12	132	19	COVER COMP., R. CRANKCASE .....	E14	58	1
CASE, AIR CLEANER .....	J8	128	6					E15	59	1	
CASE, DRIVE CHAIN .....	K4	140	1					COVER SET, L. SIDE .....	J5	125	9
CASE, FUSE .....	K14	150	16	CLIP, VALVE GUIDE .....	E5	49	6	J6	126	7	
	K15	151	24	CLUTCH, ONE WAY .....	F7	67	1	J7	127	7	
	K16	152	8	COCK ASSY., FUEL .....	I14	118	2	COVER SET, R. SIDE .....	J4	124	4
CASE, HEADLIGHT .....	H4	92	11	COIL ASSY., IGNITION .....	K16	152	3	J6	126	2	
CASE, L. FR. BOTTOM .....	I3	107	5	COIL COMP., IGNITION .....	K16	152	3	COVER SUB ASSY., AIR CLEANER ..	J8	128	8
CASE, R. FR. BOTTOM .....	I3	107	2	COLLAR .....	J3	123	12	COVER, BATTERY TERMINAL .....	K14	150	10
CASE, R. UPPER .....	H11	99	36	COLLAR COMP., EX. PIPE JOINT ..	J13	133	2	COVER, CANISTER .....	J12	132	9
CENTER COMP., CLUTCH .....	E16	60	2	COLLAR, 10MM .....	E2	46	5	COVER, CARBURETOR R. SIDE .....	J4	124	8
CENTER, CLUTCH .....	F1	61	3	COLLAR, 18.5MM .....	G8	84	12	COVER, CYLINDER HEAD .....	E1	45	2
CHAIN, CAM .....	E11	55	2	COLLAR, 6.3X13 .....	H4	92	10	COVER, L. CARBURETOR .....	J5	125	10
CHAIN, DRIVE .....	K4	140	2		L6	158	2	COVER, L. CRANKCASE .....	F5	65	1
CHAMBER SET, FLOAT .....	G9	85	9		L7	159	15	COVER, L. HANDLE LEVER .....	H8	96	17
	G11	87	8		L8	160	2	H11	99	18	
CIRCLIP .....	H13	101	15	COLLAR, BATTERY HOLDER .....	K14	150	5	COVER, L. HORN .....	L2	154	7
CIRCLIP, EXTERNAL, 12MM .....	G5	81	16	COLLAR, COUNTERSHAFT FIRST ....	G1	77	4	COVER, L. RR. CRANKCASE .....	F4	64	3
CIRCLIP, EXTERNAL, 14MM .....	G5	81	17	COLLAR, CUSHION RUBBER .....	F4	64	11	COVER, MAGNETIC SWITCH			
	G6	82	16	COLLAR, FR. AXLE DISTANCE .....	I8	112	4	TERMINAL	K14	150	11
CIRCLIP, EXTERNAL, 16MM .....	G7	83	14	I9	113	4		COVER, MUFFLER .....	J13	133	7
	G8	84	10	COLLAR, FR. FENDER .....	K12	148	6	COVER, REDUCTION GEAR .....	F4	64	2
CIRCLIP, EXTERNAL, 17MM .....	G4	80	23	K13	149	7		COVER, R. HANDLE LEVER .....	H8	96	15
CIRCLIP, EXTERNAL, 20MM .....	I5	109	15	COLLAR, FR. FENDER MOUNTING ...	I2	106	5	H11	99	16	
CLAMPER A, FR. BRAKE HOSE ....	H16	104	3	I16	120	1		COVER, R. HORN .....	L2	154	3
CLAMPER, A.C. GENERATOR CORD ..	F7	67	5	COLLAR, FR. WHEEL SIDE .....	I8	112	3	COVER, SOCKET .....	H1	89	9
CLAMPER, FR. BRAKE HOSE .....	I1	105	1	I9	113	3		H3	91	2	
CLAMPER, WIRE HARNESS .....	F12	72	12	COLLAR, FR. WINKER .....	K9	145	20	H4	92	5	
CLAMP, TUBE .....	J9	129	20	COLLAR, HEADLIGHT CASE .....	H4	92	12	K14	150	9	
	J10	130	14	COLLAR, HEADLIGHT SETTING .....	H4	92	14	COVER, STARTER MOTOR TERMINAL ..	K14	150	9
	J11	131	15	COLLAR, IDLE STARTER GEAR .....	G1	77	5	COWL SET, FR. ....	L6	158	14
CLIP C, WIRE HARNESS .....	L2	154	1	COLLAR, KICK SPINDLE .....	G7	83	6	L7	159	14	
	L4	156	1	COLLAR, KICK SPRING .....	G8	84	7	L8	160	3	
CLIP, 4X70 .....	K7	143	8	COLLAR, L. RR. WHEEL SIDE .....	I12	116	7	COWL SET, L. RR. SIDE .....	J1	121	20
CLIP, BREATHER TUBE .....	J9	129	23	COLLAR, L. RR. WHEEL SIDE .....	J10	130	10	COWL SET, L. SIDE .....	J1	121	20
CLIP, FUEL HOSE .....	J10	130	13	COLLAR, METER .....	J11	131	11	J2	122	10	
	J11	131	14	COLLAR, MUFFLER MOUNTING .....	J13	133	9	COWL SET, RR. CENTER .....	I16	120	9
CLIP, HEADLIGHT .....	H1	89	5					J1	121	9	
CLIP, HIGH TENSION CORD .....	E3	47	6		J14	134	7	COWL SET, R. RR. SIDE .....	J1	121	19
	E5	49	11					COWL SET, R. SIDE .....	J1	121	19
	K16	152	10	COLLAR, RR. AXLE DISTANCE .....	I12	116	11	J2	122	8	
CLIP, KICK STARTER ARM .....	J15	135	3	COLLAR, RR. BRAKE PANEL SIDE ..	I10	114	4	L6	158	3	
CLIP, OIL DRAIN TUBE .....	J10	130	2	COLLAR, RR. CUSHION RUBBER				L8	160	4	
	J11	131	2	BUSH	K5	141	4	COWL, L. RR. SIDE .....	I16	120	8
	J12	132	23					COWL, L. SIDE .....	J2	122	9
CLIP, PISTON PIN, 13MM .....	F16	76	5	COLLAR, RUBBER BUSH UPPER .....	K5	141	4	COWL, R. RR. SIDE .....	I16	120	7
CLIP, PISTON PIN, 15MM .....	F15	75	9	COLLAR, R. CRANKSHAFT .....	F16	76	6	COWL, R. SIDE .....	J2	122	7
CLIP, SPEEDOMETER CABLE .....	H6	94	11	COLLAR, STARTER REDUCTION .....	F9	69	4	CRANKCASE COMP., L. ....	F12	72	3
CLIP, TUBE .....	G9	85	22	COTTER, VALVE .....	E7	51	20	F14	74	3	
			23		E9	53	11	CRANKCASE COMP., R. ....	F12	72	1
	G11	87	14	COUNTERSHAFT COMP. ....	G3	79	2	F14	74	1	
			21	COUNTERSHAFT, TRANSMISSION ....	G1	77	2	CRANKSHAFT COMP. ....	F15	75	1
	I15	119	13	COVER .....	H5	93	6	F16	76	1	
	J8	128	1	COVER B, STARTER MAGNETIC	H8	96	2	CUP SET, FUEL STRAINER .....	I14	118	4
	J9	129	23	TERMINAL	K15	151	26	CUSHION ASSY., RR. ....	K5	141	1
	J10	130	12	COVER COMP., CYLINDER HEAD ....	E2	46	1	CUSHION, C.D.I. UNIT .....	K16	152	1
			16					L1	153	19	
								I15	119	9	



# PART NAME INDEX

Part name	Address	Page	Ref.	Part name	Address	Page	Ref.	Part name	Address	Page	Ref.
CUSHION, FUEL TANK FR. ....	I15	119	9	FENDER, FR. ....	I1	105	3	GEAR ONLY, IDLE STARTER.....	G1	77	15
CUSHION, RR. FUEL TANK .....	I14	118	7		I2	106	3	GEAR, COUNTERSHAFT FIFTH.....	G1	77	13
CUSHION, RUBBER .....	H6	94	17	FENDER, RR. ....	K6	142	1		G3	79	14
CUSHION, SIDE COVER LOCK .....	J4	124	7	FILTER COMP., AIR .....	J10	130	3	GEAR, COUNTERSHAFT FOURTH.....	G1	77	11
	J6	126	6		J11	131	3		G3	79	12
CYLINDER COMP. ....	E12	56	1	FILTER, CUP .....	I14	118	6	GEAR, COUNTERSHAFT LOW.....	G1	77	3
	E13	57	1	FLANGE SUB ASSY., FINAL DRIVEN	I12	116	10		G3	79	3
CYLINDER SET, MASTER .....	H12	100	10	FLANGE SUB ASSY., RR. DRIVEN..	I12	116	10	GEAR, COUNTERSHAFT SECOND.....	G1	77	7
	H13	101	10	FLOAT SET .....	G9	85	3		G3	79	8
CYLINDER SUB ASSY., FR. BRAKE					G11	87	3	GEAR, COUNTERSHAFT THIRD.....	G1	77	9
MASTER	H12	100	4	FLYWHEEL COMP. ....	F6	66	4		G3	79	10
	H13	101	20		F7	67	3	GEAR, KICK STARTER IDLE.....	G3	79	17
C.D.I. UNIT .....	K16	152	2	FOLLOWER, CAM .....	E7	51	4	GEAR, MAINSHAFT FIFTH.....	G1	77	12
	L1	153	20	FORK ASSY., L. FR. ....	I3	107	4		G3	79	13
				FORK ASSY., R. FR. ....	I3	107	1	GEAR, MAINSHAFT FOURTH.....	G1	77	10
[ D ]				FORK SUB ASSY., L. FR. ....	I3	107	4		G3	79	11
				FORK SUB ASSY., R. FR. ....	I3	107	1	GEAR, MAINSHAFT SECOND.....	G1	77	6
DAMPER SET, WHEEL .....	I12	116	1	FORK, CENTER GEARSHIFT .....	G5	81	3		G3	79	5
DIAPHRAGM .....	H12	100	8		G6	82	2	GEAR, MAINSHAFT THIRD.....	G1	77	8
DISK, CLUTCH FRICTION .....	E16	60	3	FORK, GEARSHIFT .....	G6	82	1		G3	79	9
	F1	61	4	FORK, L. GEARSHIFT .....	G5	81	2	GEAR, OIL PUMP DRIVE.....	F2	62	3
			5	FORK, R. GEARSHIFT .....	G5	81	1	GEAR, PRIMARY DRIVE.....	F2	62	12
DISK, FR. BRAKE .....	I9	113	11	FUEL UNIT .....	I15	119	18		F16	76	7
DOWEL PIN, 10X12 .....	E5	49	19	FUEL UNIT SET .....	I15	119	12	GEAR, SPEEDOMETER .....	I9	113	9
	E13	57	4	FUSE .....	K15	151	21	GEAR, STARTER DRIVEN.....	F9	69	1
DOWEL PIN, 10X14 .....	E1	45	6		L1	153	18	GEAR, STARTER REDUCTION.....	F9	69	2
	E8	52	26	FUSE B .....	K15	151	28	GEAR, TIMING DRIVE .....	F15	75	5
	F4	64	12		L1	153	18	GRIP COMP., THROTTLE.....	H8	96	11
	F13	73	21	[ G ]					H11	99	12
DOWEL PIN, 10X20 .....	E12	56	3	GASKET B, HEAD COVER .....	E2	46	3	GRIP, L. HANDLE.....	H8	96	13
DOWEL PIN, 6X10 .....	E5	49	18	GASKET C, HEAD COVER .....	E2	46	4		H11	99	14
DOWEL PIN, 8X14 .....	E2	46	11	GASKET SET .....	G9	85	1	GRIP, R. HANDLE.....	H8	96	12
	E14	58	7		G11	87	1	GROMMET A, RR. COVER.....	J10	130	1
	E15	59	7	GASKET, CARBURETOR INSULATOR ..	E5	49	9		J11	131	1
	F3	63	13	GASKET, CRANKCASE .....	F12	72	2	GROMMET A, SIDE COVER.....	J12	132	16
	F5	65	7	GASKET, CYLINDER .....	E12	56	2		K6	142	3
	F14	74	12		E13	57	2	GROMMET, AIR CLEANER CASE.....	J6	126	4
DRIVER, SCREW .....	L9	161	4	GASKET, CYLINDER HEAD .....	E3	47	3		J8	128	15
			5		E5	49	7	GROMMET, HORN COVER.....	L2	154	5
DRUM, GEARSHIFT .....	G5	81	5	GASKET, EX. PIPE .....	J13	133	3	GROMMET, SIDE COVER.....	J1	121	12
	G6	82	5		J14	134	1		J4	124	5
DUCT, AIR CLEANER IN. ....	J8	128	5	GASKET, HEAD COVER .....	E2	46	2		J6	126	3
DUST SEAL, 26X42X8 .....	I13	117	17	GASKET, L. COVER .....	F5	65	4		K12	148	7
DUST SEAL, 40X50X5 .....	I9	113	15	GASKET, L. CRANKCASE COVER .....	F4	64	6		K13	149	8
DUST SEAL, BRAKE CAM .....	I5	109	9	GASKET, OIL FILTER CAP .....	F2	62	11		L2	154	17
DUST SEAL, STEERING HEAD .....	H10	114	13		F3	63	10	GUARD, BATTERY.....	K14	150	17
	H16	104	7	GASKET, OIL PUMP .....	F2	62	2	GUARD, EX. PIPE.....	K1	137	3
[ E ]				GASKET, R. CRANKCASE COVER .....	E14	58	2		K2	138	3
					E15	59	2	GUIDE COMP., AIR SUCTION VALVE			
ELEMENT COMP., AIR CLEANER ...	J8	128	3	GASKET, TENSIONER LIFTER .....	E11	55	6	TUBE	E2	46	7
EMBLEM ASSY., FR. ....	H16	104	16	GAUGE, OIL LEVEL .....	E14	58	3	GUIDE COMP., DRIVE CHAIN.....	F4	64	5
EMBLEM, L. SIDE COVER LOCK ...	L10	162	3		E15	59	3	GUIDE, CAM CHAIN.....	E11	55	7
EMBLEM, PRODUCT .....	H6	94	14	GEAR COMP., OIL PUMP .....	F3	63	2	GUIDE, CLUTCH OUTER.....	F1	61	2
EMBLEM, R. SIDE COVER LOCK ...	L10	162	2	GEAR COMP., REDUCTION .....	F8	68	2	GUIDE, DRIVE CHAIN.....	F5	65	3
[ F ]				GEAR COMP., SPEEDOMETER .....	I5	109	6	GUIDE, FR. FENDER CABLE.....	I1	105	2
				GEAR COMP., STARTER .....	G1	77	14	GUIDE, IN. VALVE.....	E5	49	3
FENDER SET, RR. ....	K7	143	3	GEAR COMP., STARTING DRIVEN ...	F8	68	1	GUIDE, TUBE.....	E1	45	3
								GUIDE, VALVE.....	E3	47	2

## PART NAME INDEX

2-B 5

Part name	Address	Page	Ref.	Part name	Address	Page	Ref.	Part name	Address	Page	Ref.
GUIDE, VALVE .....	E5	49	2	JOINT, KICK ARM .....	J15	135	2	MARK, L. SIDE COVER .....	M4	172	13
[ H ]				[ K ]				MARK, REFUEL CAUTION .....	L10	162	10
HANDLE .....	L9	161	11	KEY SET .....	H14	102	1	MARK, RR. CENTER COWL .....	L11	163	4
HARNES, WIRE .....	K16	152	7	KEY, BLANK .....	H14	102	3	M1	169	2	
	L1	153	21	KEY, WOODRUFF, 25X14 .....	F15	75	6	M4	172	8	
HEADLIGHT ASSY. ....	H1	89	8	KEY, WOODRUFF, 4MM .....	F16	76	8	MARK, RR. FENDER .....	L13	165	9
	H4	92	1					L14	166	3	
HEADLIGHT UNIT .....	H1	89	1					L16	168	12	
	H2	90	1	KNOB .....	H6	94	9	MARK, R. FUEL TANK .....	L11	163	1
	H3	91	1	KNOB, TRIP METER .....	H6	94	9	L15	167	5	
	H4	92	4					M1	169	7	
HEAD COMP., CYLINDER .....	E3	47	1	[ L ]				M2	170	7	
	E5	49	1	LABEL, COLOR .....	L10	162	8	M4	172	1	
HOLDER COMP., BATTERY .....	K14	150	4	LABEL, DRIVE CHAIN .....	L10	162	6	MARK, R. SIDE COVER .....	L14	166	4
	K15	151	23	LABEL, PROHIBIT FILTER .....				M4	172	10	
HOLDER COMP., CAMSHAFT .....	E5	49	4					MARK, SIDE COVER .....	L11	163	5
HOLDER COMP., ELEMENT .....	J8	128	2	LABEL, RR. CARRIER .....	L10	162	1	MARK, WINDSCREEN .....	L12	164	6
HOLDER, CLUTCH WIRE .....	F12	72	10	LABEL, TIRE .....	L10	162	4		L14	166	2
HOLDER, HANDLE UPPER .....	H14	102	7	LENS COMP., TAILLIGHT .....	K12	148	2		L16	168	9
HOLDER, L. PILLION STEP .....	K1	137	9					METER ASSY., COMBINATION .....	H5	93	3
HOLDER, MASTER CYLINDER .....	H8	96	10	LENS, L. WINKER .....	K10	146	7	METER ASSY., TACHOMETER & FUEL .....	H6	94	10
	H11	99	11					MIRROR COMP., L. ....	H9	97	23
	H12	100	7	LENS, R. WINKER .....	K10	146	4		H11	99	25
HOLDER, NEEDLE JET .....	G9	85	16					MIRROR COMP., R. ....	H9	97	22
	G11	87	15	LENS, WINKER .....	K8	144	3		H11	99	24
HOLDER, PUSH PLUG .....	F12	72	5	LEVER COMP., CHOKE .....	H10	98	3	MOTOR ASSY., STARTER .....	F11	71	1
HOLDER, ROCKER ARM .....	E7	51	2	LEVER COMP., CLUTCH .....	E14	58	4	MOTOR ASSY., STARTING .....	F10	70	1
HOLDER, R. PILLION STEP .....	K1	137	8					MUFFLER COMP., EX. ....	J13	133	5
HOOK, MAIN STAND SPRING .....	K3	139	3	LEVER COMP., L. HANDLE .....	H8	96	19		J14	134	3
HORN ASSY. ....	L2	154	2					[ N ]			
				LEVER COMP., R. HANDLE .....	H11	99	19	NEEDLE SET, JET .....	G9	85	2
	L4	156	2	LEVER COMP., R. STEERING .....	H11	99	19		G10	86	26
HOSE COMP., FR. BRAKE .....	H12	100	2						G11	87	2
[ I ]				LEVER SET, CHOKE .....	G9	85	7	NUT-WASHER, 6MM .....	F10	70	4
INDICATOR, FR. BRAKE .....	I5	109	10	LEVER, L. STEERING HANDLE .....	H11	99	20		F11	71	4
INDICATOR, RR. BRAKE .....	I10	114	7	LEVER, R. STEERING HANDLE .....	H13	101	11	NUT, BRAKE ADJUSTING .....	I5	109	5
INSULATOR, CARBURETOR .....	E3	47	4	LIFTER ASSY., TENSIONER .....	E11	55	5		I10	114	11
	E5	49	8	LOCK, SIDE COVER .....	J4	124	6	NUT, CAP, 10MM .....	K5	141	9
[ J ]								NUT, CAP, 6MM .....	H9	97	25
JET, MAIN, #100 .....	G12	88	25	[ M ]				H11	99	27	
JET, MAIN, #92 .....	G10	86	24	MAINSHAFT COMP., TRANSMISSION .....	G3	79	1	J13	133	12	
JET, MAIN, #95 .....	G10	86	24	MAINSHAFT, TRANSMISSION .....	G1	77	1	NUT, CLIP, 5MM .....	H2	90	5
JET, SLOW, #38 .....	G10	86	25	MARK, BATTERY CAUTION .....	L10	162	5		H3	91	7
	G12	88	26	MARK, DRIVE CAUTION .....	L10	162	7		K6	142	5
JET, SLOW, #40 .....	G10	86	25	MARK, FR. SCREEN .....	L11	163	3		K7	143	5
JOINT .....	G11	87	16						L6	158	11
JOINT SET, DRIVE CHAIN .....	K4	140	3	MARK, FUEL TANK .....	L12	164	3	NUT, COWL SETTING, 5MM .....	L8	160	12
JOINT, 3WAY .....	J12	132	13						L6	158	9
JOINT, BRAKE ARM .....	I5	109	4	MARK, L. FUEL TANK .....	L11	163	2	NUT, CYLINDER HEAD .....	E3	47	11
	I10	114	10						E5	49	16
JOINT, DRAIN .....	J12	132	11						H11	99	30
JOINT, DRIVE CHAIN .....	K4	140	3	MARK, L. SIDE COVER .....	L14	166	5	NUT, DRIVEN SPROCKET .....	I12	116	8
JOINT, EX. PIPE .....	J13	133	1					NUT, EXHAUST PIPE, 8MM .....	J14	134	10
								NUT, FIXING .....	H9	97	28
									H11	99	30





# PART NAME INDEX

2-B 8

Part name	Address	Page	Ref.	Part name	Address	Page	Ref.	Part name	Address	Page	Ref.
SCREW, TAPPING, 3X10 .....	H7	95	25	SPEEDOMETER ASSY. ....	H6	94	8	STAY, HEADLIGHT .....	H4	92	15
SCREW, TAPPING, 3X12 .....	H7	95	22	SPINDLE COMP., GEARSHIFT .....	G5	81	9	STAY, HEADLIGHT BRACKET .....	L6	158	4
			23		G6	82	9		L8	160	5
			25	SPINDLE, KICK STARTER .....	G7	83	3	STAY, L. HORN COVER .....	L2	154	8
SCREW, TAPPING, 3X14 .....	H7	95	22		G8	84	5	STAY, RR. WINKER .....	K6	142	2
			23	SPRING ASSY., RR. BRAKE RETURN	J15	135	12		K7	143	2
SCREW, TAPPING, 3X16 .....	H15	103	20	SPRING ASSY., SIDE STAND .....	K3	139	7	STAY, R. HORN COVER .....	L2	154	4
SCREW, TAPPING, 4X12 .....	J1	121	16	SPRING, BEARING PUSH .....	F12	72	7	STAY, WIND GUARD .....	L2	154	16
	J5	125	12		F14	74	5		L4	156	8
	K7	143	6	SPRING, BRAKE ROD .....	J15	135	10	STEM SUB ASSY., STEERING .....	H16	104	9
SCREW, TAPPING, 4X14 .....	K10	146	9	SPRING, BRAKE SHOE .....	I5	109	3	STOPPER COMP., GEARSHIFT DRUM	G5	81	7
SCREW, TAPPING, 4X16 .....	K9	145	18		I10	114	8		G6	82	7
	K11	147	9	SPRING, CAMSHAFT .....	E7	51	7	STOPPER, SOCKET BODY .....	H1	89	10
SCREW, TAPPING, 4X20 .....	K12	148	10	SPRING, CLUTCH .....	E16	60	13	STRIPE A, L. FUEL TANK .....	L15	167	2
	K13	149	11		F1	61	10		M1	169	4
SCREW, TAPPING, 4X8 .....	F3	63	15	SPRING, CLUTCH LEVER .....	E14	58	5	STRIPE A, R. FUEL TANK .....	L15	167	1
SCREW, TRUSS, 5X16 .....	L6	158	8		E15	59	5		M1	169	3
	L8	160	9	SPRING, FR. BRAKE ARM RETURN ..	I5	109	12	STRIPE B, L. FUEL TANK .....	L15	167	4
SEAL SET, FR. FORK .....	I3	107	3	SPRING, FR. FORK .....	I3	107	6		M1	169	6
SEAL SET, PISTON .....	I6	110	1	SPRING, GEARSHIFT PLATE .....	G5	81	11	STRIPE B, R. FUEL TANK .....	L15	167	3
SEAL, AIR CLEANER .....	J8	128	7	SPRING, GEARSHIFT RETURN .....	G5	81	12		M1	169	5
SEAL, DUST .....	I3	107	15	SPRING, KICK RETURN .....	G8	84	6	STRIPE, FR. FENDER .....	M4	172	9
SEAL, RUBBER .....	K8	144	5	SPRING, KICK STARTER .....	G7	83	5	STRIPE, L. FR. COWL .....	L12	164	5
SEAL, VALVE STEM .....	E7	51	1		J15	135	6		L16	168	8
	E9	53	1	SPRING, KICK STARTER RATCHET ..	G7	83	4		M2	170	10
SEAT ASSY., DOUBLE .....	I16	120	3	SPRING, LOCK SETTING .....	J4	124	1		M4	172	4
	J2	122	2		J6	126	1	STRIPE, L. FUEL TANK .....	L12	164	2
SEAT, VALVE SPRING .....	E9	53	10	SPRING, MAIN STAND .....	K3	139	11	STRIPE, L. RR. SIDE .....	M4	172	7
SEAT, VALVE SPRING INNER .....	E7	51	19	SPRING, OIL FILTER SCREEN .....	F12	72	9	STRIPE, L. SIDE COVER .....	L13	165	11
SEAT, VALVE SPRING OUTER .....	E7	51	18	SPRING, OIL THROUGH .....	F2	62	9		L16	168	14
SET RING, 20MM .....	E16	60	11		F3	63	9		M3	171	15
	G1	77	24	SPRING, PAD .....	I6	110	6				16
	G4	80	24	SPRING, RATCHET .....	G8	84	4	STRIPE, L. SIDE COWL .....	L12	164	8
	G7	83	13	SPRING, REBOUND .....	I3	107	8		L13	165	8
SHAFT A, GEARSHIFT FORK .....	G6	82	3	SPRING, SHIFT DRUM STOPPER .....	G5	81	8		L16	168	11
SHAFT B, GEARSHIFT FORK .....	G6	82	4		G6	82	8		M2	170	12
SHAFT, CAM FOLLOWER .....	E7	51	5	SPRING, SHIFT RETURN .....	G6	82	10	STRIPE, R. FR. COWL .....	L12	164	4
SHAFT, CAM GEAR .....	E7	51	6	SPRING, STARTING CLUTCH ROLLER	F6	66	2		L15	167	7
SHAFT, GEARSHIFT FORK GUIDE ..	G5	81	4	SPRING, STOP SWITCH .....	J15	135	8		M2	170	9
SHAFT, MAIN STAND PIVOT .....	K3	139	5	SPRING, UNIT HOLDER .....	H4	92	3		M4	172	3
			14	SPRING, VALVE .....	E8	52	31	STRIPE, R. FUEL TANK .....	L12	164	1
SHAFT, REDUCTION .....	F8	68	3	SPRING, VALVE INNER .....	E7	51	16	STRIPE, R. RR. SIDE .....	M4	172	6
SHAFT, REDUCTION GEAR .....	F9	69	3		E9	53	8	STRIPE, R. SIDE COVER .....	L13	165	10
SHAFT, ROCKER ARM .....	E7	51	12	SPRING, VALVE OUTER .....	E7	51	15		L16	168	13
	E9	53	4		E9	53	7		M3	171	13
SHAFT, STARTER GEAR .....	F8	68	4	SPROCKET, CAM .....	E11	55	1				14
SHOE SET, BRAKE .....	I5	109	1	SPROCKET, DRIVE .....	G1	77	16	STRIPE, R. SIDE COWL .....	L12	164	7
	I10	114	1		G3	79	15		L16	168	10
SLEEVE, RR. WHEEL .....	I12	116	6	SPROCKET, FINAL DRIVEN .....	I12	116	4		M2	170	11
SLIDER, DRIVE CHAIN .....	K4	140	8	STAND COMP., SIDE .....	K3	139	6	SUSPENSION, WINKER RELAY .....	K16	152	12
SOCKET COMP., HEADLIGHT .....	H1	89	2				12	SWINGARM ASSY., RR. ....	K4	140	5
			11	STAND, MAIN .....	K3	139	1	SWINGARM SUB ASSY., RR. ....	K4	140	5
	H2	90	2	STATOR COMP. ....	F6	66	5	SWITCH ASSY., CHANGE .....	F12	72	13
	H3	91	4		F7	67	4		F14	74	8
SOCKET COMP., POSITION LIGHT ..	H4	92	6	STAY COMP., CANISTER COVER .....	J12	132	3	SWITCH ASSY., COMBINATION &			
SPACER, CHANGE SWITCH .....	F14	74	7	STAY COMP., WINKER .....	K8	144	9	LOCK	H14	102	2
SPANNER, 10X14 .....	L9	161	2	STAY, FR. FENDER .....	I2	106	4	SWITCH ASSY., FR. STOP .....	H12	100	1
SPANNER, 8X12 .....	L9	161	1	STAY, FR. REFLEX REFLECTOR .....	H16	104	11				
SPANNER, PIN .....	L9	161	6				15				





# PART NAME INDEX

**2-B10**

Part name	Address	Page	Ref.	Part name	Address	Page	Ref.	Part name	Address	Page	Ref.
WINKER ASSY., L. RR. ....	K10	146	6								
	K11	147	6								
WINKER ASSY., R. FR. ....	K8	144	1								
	K10	146	1								
	K11	147	1								
WINKER ASSY., R. RR. ....	K8	144	10								
	K10	146	3								
	K11	147	3								
WRENCH, BOX .....	L9	161	7								
WRENCH, EYE, 18MM .....	L9	161	9								
WRENCH, EYE, 22MM .....	L9	161	8								
WRENCH, EYE, 24MM .....	L9	161	12								



---

**1**

**FOREWORD INDEX**

---

**2**

**ENGINE GROUP**

---

**3**

**FRAME GROUP**

---

**4**

**PART NUMBER INDEX**

---

**5**

**PART NAME INDEX**

---

**HONDA**  
The Power of Dreams



# PARTS CATALOGUE NEWS

Honda Motor Co., Ltd.  
Customer Service Technology Development Division

## PARTS CATALOGUE - CORRECTED

Printed in Japan

CODE NO.	19KTJ5S4
PARTS CATALOGUE NEWS	CGR1251SH/CGR1252SH CGR1255SH/CGR1256SH CGR1257SH/CGR1258SH/CGR1259SH CGR1251SH5/CGR1252SH5 CGR1255SH8/A/B CGR1256SH8/A/B CGR1257SH8 CGR1258SHB/CGR1259SHB
NEWS NO.	001

(CH-KD)KTJ

Block No.	Ref. No.	Note	Part No.	Description	Reqd. QTY				Serial No.	Parts catalogue code
					5	8	A	B		
F-23	1	T	52400-KTJ-C61	CUSHION ASSY., RR.....	-	-	2	-		
		A	52400-KTJ-B01	.....	-	-	-	2		
	2	T	52485-KRF-H71	BUSH, RUBBER UPPER.....	-	-	2	-		
		T	52485-KTJ-900	.....	2	2	-	-	-----	1CH/A, 2CH/A, 5SH, 6SH, 7SH
				.....	-	-	-	2		
	3	D	52486-KTJ-900	BUSH, RUBBER UNDER.....	-	-	-	2		
	4	T	52487-KTJ-C61	COLLAR, RUBBER BUSH UPPER.....	-	-	2	-		
		T	52487-KTJ-900	.....	2	2	-	-	-----	1CH/A, 2CH/A, 5SH, 6SH, 7SH
				.....	-	-	-	2		
	5	D	52489-KTJ-B01	COLLAR, RUBBER BUSH UNDER.....	-	-	-	2		
10	T	52486-KRF-H71	BUSH, RUBBER UNDER.....	-	-	2	-			

NOTE A:PART NO. CHANGE D:NEWLY PROVIDED E:PART NO. DELETION K:REQUIRED NO. CORRECTION L:APPLICATION SERIAL NO. CORRECTION  
T:APPLICATION CORRECTION Z:REMARKS CHANGE



# PARTS CATALOGUE NEWS

Honda Motor Co., Ltd.  
Customer Service Technology Development Division

## PARTS CATALOGUE - CORRECTED

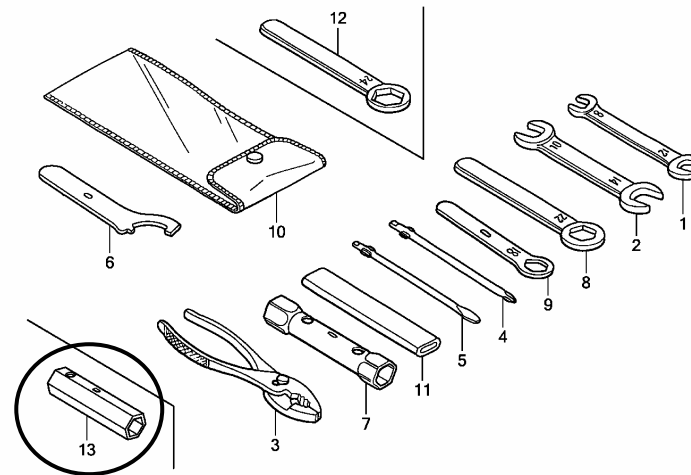
Printed in Japan

CODE NO.	19KTJ5S4
PARTS CATALOGUE NEWS	CGR1251SH/CGR1252SH CGR1255SH/CGR1256SH CGR1257SH/CGR1258SH CGR1259SH CGR1251SH5/CGR1252SH5 CGR1255SH8/A/B CGR1256SH8/A/B CGR1257SH8 CGR1258SHB/CGR1259SHB
NEWS NO.	002

(CH-KD)KTJ

Block No.	Ref. No.	Note	Part No.	Description	Reqd. QTY	Serial No.	Parts catalogue code
					5	CGR125 8 A B	

F-31 TOOLS



KTJ9F3100B

F-31	2	T	89212-KRF-S00	SPANNER, 10X14	1	1	1	-
		A	89212-KWK-900	.....	-	-	-	1

NOTE A:PART NO. CHANGE D:NEWLY PROVIDED E:PART NO. DELETION K:REQUIRED NO. CORRECTION L:APPLICATION SERIAL NO. CORRECTION  
T:APPLICATION CORRECTION Z:REMARKS CHANGE

PARTS CATALOGUE NEWS

BOOKNo. : 19KTJ5S4

Block No.	Ref. No.	Note	Part No.	Description	Reqd. QTY				Serial No.	Parts catalogue code
					5	CGR125 8	A	B		
	4	T	89214-KRF-S00	DRIVER, SCREW (PLUS)	1	1	1	-		
		A	89214-KWK-900	.....	-	-	-	1		
	5	T	89215-KRF-S00	DRIVER, SCREW (MINUS)	1	1	1	-		
		A	89215-KWK-900	.....	-	-	-	1		
	7	T	89216-KRF-S00	WRENCH, BOX (18X19)	1	1	1	-		
	10	T	89219-KRF-S00	BAG, TOOL	1	1	1	-		
	11	T	89220-KRF-S00	HANDLE	1	1	1	-		
		A	89220-KWK-900	.....	-	-	-	1		
	13	D	89216-KRM-860	WRENCH, SPARK PLUG.....	-	-	-	1		

NOTE A:PART NO. CHANGE D:NEWLY PROVIDED E:PART NO. DELETION K:REQUIRED NO. CORRECTION L:APPLICATION SERIAL NO. CORRECTION  
T:APPLICATION CORRECTION Z:REMARKS CHANGE



# PARTS CATALOGUE NEWS

Honda Motor Co., Ltd.  
Customer Service Technology Development Division

## PARTS CATALOGUE - CORRECTED

Printed in Japan

CODE NO.	19KTJ5S4
PARTS CATALOGUE NEWS	CGR1251SH/CGR1252SH CGR1255SH/CGR1256SH CGR1257SH/CGR1258SH/CGR1259SH CGR1251SH5/CGR1252SH5 CGR1255SH8/A/B CGR1256SH8/A/B CGR1257SH8 CGR1258SHB/CGR1259SHB
NEWS NO.	003

(CH-KD)KTJ

Block No.	Ref. No.	Note	Part No.	Description	Reqd. QTY				Serial No.	Parts catalogue code
					5	CGR125 8	A	B		
E-3-1	13	E	90206-KTT-900	*PARTS NO. DELETION						
		T	90206-250-000	NUT, TAPPET ADJUSTING.....	-	-	2	2		

NOTE A:PART NO. CHANGE D:NEWLY PROVIDED E:PART NO. DELETION K:REQUIRED NO. CORRECTION L:APPLICATION SERIAL NO. CORRECTION  
T:APPLICATION CORRECTION Z:REMARKS CHANGE





# PARTS CATALOGUE NEWS

Honda Motor Co., Ltd.  
Customer Service Technology Development Division

## PARTS CATALOGUE - CORRECTED

Printed in Japan

CODE NO.	19KTJ5S4
PARTS CATALOGUE NEWS	CGR1251SH/CGR1252SH CGR1255SH/CGR1256SH CGR1257SH/CGR1258SH/CGR1259SH CGR1251SH5/CGR1252SH5 CGR1255SH8/A/B CGR1256SH8/A/B CGR1257SH8 CGR1258SHB/CGR1259SHB
NEWS NO.	004

(CH-KD)KTJ

Block No.	Ref. No.	Note	Part No.	Description	Reqd. QTY				Serial No.	Parts catalogue code
					5	CGR125 8	A	B		
E-13	3	E	13102-KGS-W00	*PARTS NO. DELETION						
		A	13102-KGS-W01	PISTON (0.25) .....	(1)	(1)	-	-		
		E	13103-KGS-W00	*PARTS NO. DELETION						
		A	13103-KGS-W01	PISTON (0.50) .....	(1)	(1)	-	-		
		E	13104-KGS-W00	*PARTS NO. DELETION						
		A	13104-KGS-W01	PISTON (0.75) .....	(1)	(1)	-	-		
		E	13105-KGS-W00	*PARTS NO. DELETION						
		A	13105-KGS-W01	PISTON (1.00) .....	(1)	(1)	-	-		

NOTE A:PART NO. CHANGE D:NEWLY PROVIDED E:PART NO. DELETION K:REQUIRED NO. CORRECTION L:APPLICATION SERIAL NO. CORRECTION  
T:APPLICATION CORRECTION Z:REMARKS CHANGE