



CRF250L / M

CRF250L_D
CRF250L_E
CRF250M_E

PARTS CATALOGUE

2

FOREWORD INDEX

1

ENGINE GROUP

2

FRAME GROUP

3

PART NUMBER INDEX

4

PART NAME INDEX

5

Instruction for use of parts catalogue

- **This parts catalogue has been created as of April 20, 2013.**
 - Since this date, the sales practice for repair parts may have been changed or the parts may have been eliminated (listed for those not for sale).
 - The modified information is reflected on the latest Electronic Parts Catalogue (EPC). Also, refer to the parts catalogue news for any change.
 - See the parts catalogue news for any revision that is made after April 20, 2013.
- **Always specify the part number when ordering a part.**
 - Check the model, type, serial numbers, color, maker, and the size as needed before ordering a part.
 - Note that the illustrations (part drawings) can differ from the actual parts in shape. They are given just to help you to refer to the parts.
- **When modifications or additions to this parts catalogue are made, a revised edition will be issued at an appropriate time, with successively progressing revision numbers on the cover. We recommend obtaining such revisions in order to keep your parts catalogue up-to-date at all times. To check whether a parts catalogue revision has been issued, please contact your Honda distributor.**

Initial version issue date
 May 10, 2012
Honda Motor Co., Ltd.

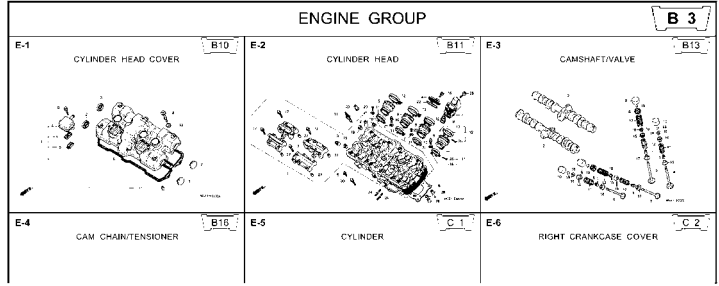
CONTENTS

	Page	Address No.
● Instruction for use of parts catalogue	1	B 1
● How to refer to the part information	2	B 2
● Part catalogue structure	3	B 3
● When the parts were revised	4	B 4
● Abbreviations used in the parts catalogue	4	B 4
● Part block and serial number check	5	B 5
● Color label attachment position check	5	B 5
● Models, parts catalogue codes and applicable serial numbers	6	B 6
● Color label	7	B 7
● Color chart	8	B 8
● Fuel hose, general purpose hoses and vinyl hose	14	B14
● FLAT RATE SERVICE TIME	18	C 2
● Illustrated index	23	C 7
● ENGINE GROUP	30	D 1
● FRAME GROUP	53	F 1
● PART NO. INDEX	104	J 1
● PART NAME INDEX	109	K 1

How to refer to the part information

1

A Reference with "Illustrated index"

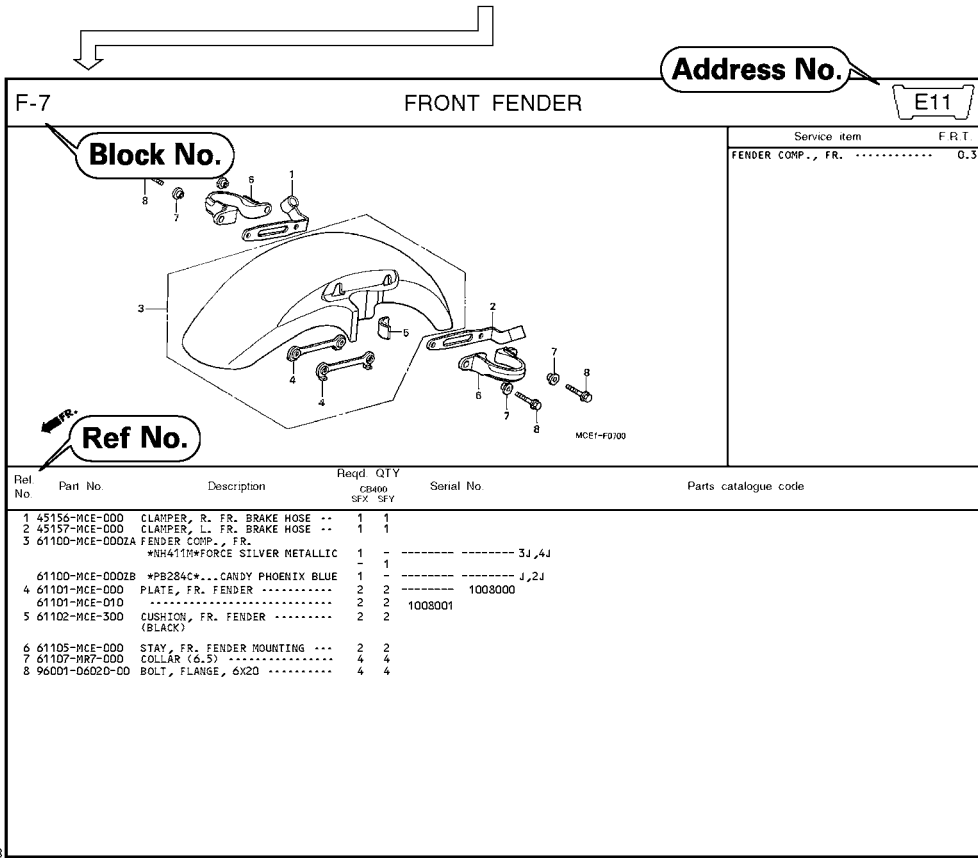


B Reference with "Part number index"

PART NO. INDEX		Part Number	Address	Page	Rel.	Part Number	Address	Page	Rel.	F
04000		13323-MY9-751	C12	28	10	14921				
04911-MCE-000	C10	26	1	13324-MY9-751	C12	28	10	14931		
06000		14000		13325-MY9-751	C12	28	10	14931		
				13327-MY9-751	C12	28	10	14931		
06405-MY9-P00	F13	67	3	14100-MCE-000	B13	13	2	14931		
06405-MY9-P10	F13	67	3	14200-MCE-000	B13	13	3	14931		
06410-MY9-860	F2	56	1	14321-MCE-000	B16	16	2	14931		
06435-MCE-006	F1	55	1	14401-MCE-003	B16	16	3	14931		
06451-766-405	E13	51	2	14510-MBE-000	B16	16	4	14941		
06451-443-405	F1	55	2	14520-MY9-691	B16	16	5	14941		
06451-MA7-405	E13	51	1	14524-MY9-690	B16	16	6	14941		
06455-MCE-006	E13	51	3	14546-MCE-000	B16	16	7	14941		
11000		14620-MY9-691	B16	16	8	14941				
11210-MCE-000	C9	25	1	14712-MCE-000	B13	13	5	14941		
11330-MCE-305	C2	18	1	14721-MCE-000	B13	13	6	14941		
11333-KT8-000	C6	22	1	14722-MCE-000	B13	13	7	14941		
11335-MCE-000	C2	18	2	14730-MCE-000	B13	13	8	14941		
11360-MCE-000	C7	23	1	14731-MCE-000	B13	13	9	14941		
11365-MCE-000	C7	23	2	14731-MY9-751	B13	13	10	14941		
11396-MY9-000	C2	18	3	14751-KY2-000	B13	13	11	14941		
11631-MCE-000	C5	21	1	14751-MCE-000	B13	13	12	14941		
11691-MY9-000	C5	21	2	14761-MCE-000	B13	13	13	14941		

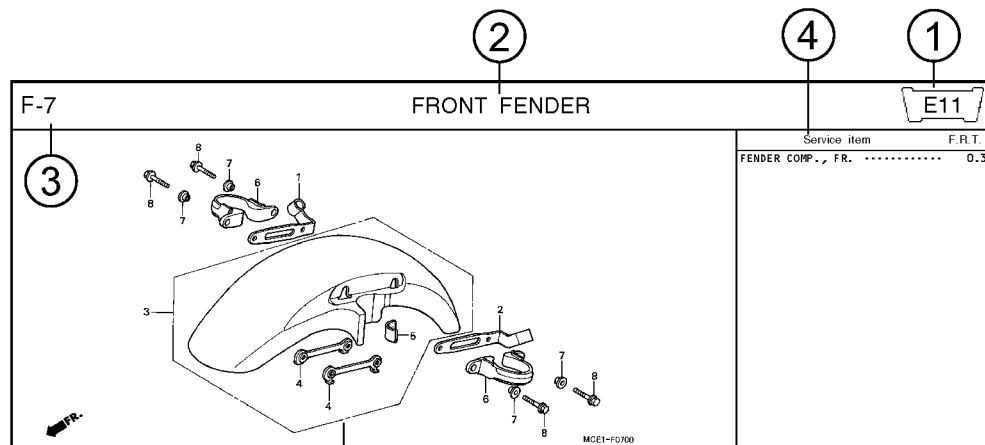
C Reference with "Part name index"

PART NAME INDEX		Part name	Address	Page	Ref.	Pz
[A]						
ADJUSTER , CHAIN	F13	67	5	BOLT , CHANG	1	
ARM COMP. , SEA R CHANGE	F10	64	3	BOLT , CLUTC H	1	
ARM , L , MAIN STEP	F11	65	8	BOLT , CONNECT	1	
ARM , L , PILLI STEP	F11	65	12	BOLT , DISK , 6	1	
ARM , R , MAIN STEP	F11	65	5	BOLT , DISK , 8	1	
ARM , R , PILLI STEP	F11	65	11	BOLT , DRAIN I	1	
AUT O DOC K ASSY , FUEL	F4	58	2	BOLT , FLANG E	1	
AXLE , FR , WHEEL	E14	52	3	BOLT , FLANG E	1	
AXLE , RR , WHEEL	F2	56	3	BOLT , FLANG E	1	
[B]						
BAG , AIR PRESSUR E GAUGE	F67	77	4	BOLT , FLANG E	1	
BAG , SERVICE BOOK	F67	77	1	BOLT , FLANG E	1	
BAG , TOOL	F67	77	3	BOLT , FLANG E	1	
BALL , STEEL	F11	65	20	BOLT , FLANG E	1	
BAND , A , INSULATOR	B11	11	11	BOLT , FLANG E	1	
BAND , B , INSULATOR	B11	11	12	BOLT , FLANG E	1	
BAND , AIR CLEANER CONNECTING	F8	62	22	BOLT , FLANG E	1	
BAND , U-LOCK	F16	70	3	BOLT , FLANG E	1	
BAND , WIRE	C10	26	14	BOLT , FLANG E	1	
	E5	43	21			
	G4	74	1R			

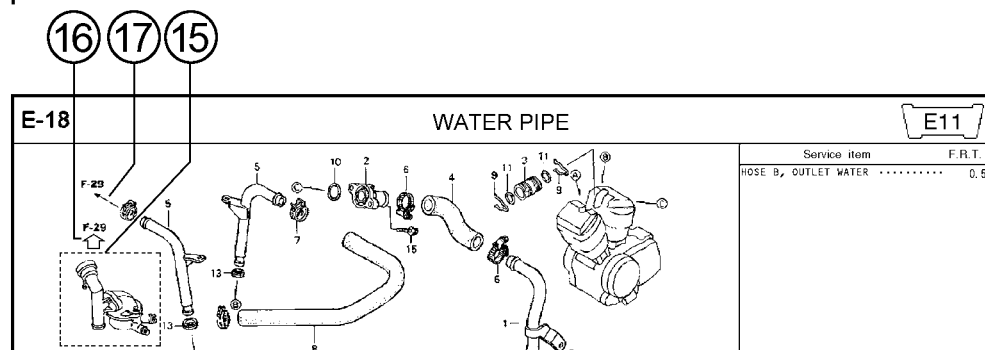


Page No.

Part catalogue structure



Ref. No.	Part No.	Description	Reqd. QTY		Serial No.	Parts catalogue code
			CB400 SFX	SFY		
1	45156-MCE-000	CLAMPER, R. FR. BRAKE HOSE ..	1	1		
2	45157-MCE-000	CLAMPER, L. FR. BRAKE HOSE ..	1	1		
3	61100-MCE-000ZA	FENDER COMP., FR. *NH411M*FORCE SILVER METALLIC	1	-	----- 3J,4J	
	61100-MCE-000ZB	*PB284C*...CANDY PHOENIX BLUE	1	-	----- J,2J	
4	61101-MCE-000	PLATE, FR. FENDER	2	2	1008000	
	61101-MCE-010	2	2	1008001	
5	61102-MCE-300	CUSHION, FR. FENDER	2	2		
		(BLACK)				





- ① **Address number**
 - Address No. is provided (in place of the page No.) to help you refer to the part with the part No. or part name.
- ② **Block title** ③ **Block number**
- ④ **Service item/Flat rate time**
- ⑤ **Reference number**
 - Title number marked with the parenthesis or parentheses indicates that it continues from the previous page.
- ⑥ **Part number** ⑦ **Honda color code**
- ⑧ **Description**
- ⑨ **Assemblies**
 - Sections framed with broken lines in the exploded view drawings are available as complete assemblies. (Their individual parts can also be obtained.)
- ⑩ **Color description**
- ⑪ **Note**
 - Notes are shown with the parentheses in the part name column.
- ⑫ **Required quantity**
 - Reqd. QTY shown in the parenthesis or parentheses indicates the optional part.
 - Reqd. QTY marked with "N" indicates the optional part that should be selected as needed.
 - Reqd. QTY indicates the number of the part used in the block.
- ⑬ **Serial number**
- ⑭ **Parts catalogue code**
 - When the parts catalogue code column is blank, it indicates that the part is applicable to all codes.
- ⑮
 - Parts enclosed within a dotted line are covered in a different block.
- ⑯
 - A hollow arrow indicates the block No. for the parts enclosed within a dotted line .
- ⑰
 - A solid arrow indicates the block No. the part in question is connected to.

When the parts were revised

Abbreviations used in the parts catalogue

1



Ref. No.	Part No.	Description	Reqd. QTY		Serial No.
			CB400 SFX	SFY	
1	45156-MCE-000	CLAMPER, R. FR. BRAKE HOSE ..	1	1	
2	45157-MCE-000	CLAMPER, L. FR. BRAKE HOSE ..	1	1	
3	61100-MCE-000ZA	FENDER COMP., FR. *NH411M*FORCE SILVER METALLIC	1	-	-----3J,4J
	61100-MCE-000ZB	*PB284C*...CANDY PHOENIX BLUE	1	-	-----J,2J
4	61101-MCE-000	PLATE, FR. FENDER (###).....	2	2	-----1008000
	61101-MCE-010	2	2	-----1008001
5	61102-MCE-300	CUSHION, FR. FENDER (BLACK)	2	2	
6	61105-MCE-000	STAY, FR. FENDER MOUNTING ...	2	2	
7	61107-MR7-000	COLLAR (6.5)	4	4	
8	96001-06020-00	BOLT, FLANGE, 6X20	4	4	

The number has been used from the initial model without revision.

When shown at the left side, it is applicable to the models of No.1008001 and the subsequent numbers.

When shown at the right side, it is applicable to the models up to No.1008000.

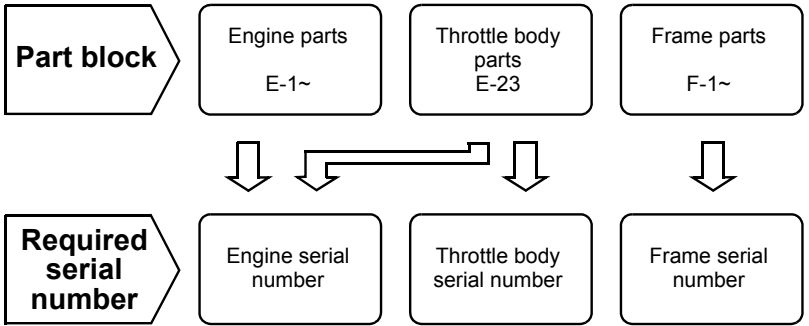
The parts listed with "###" at the end of the parts name have limited supply period (parts not for sale).

* "L." or "R." in the description of a part stands for the LEFT hand side or the RIGHT hand side. Determine the left or right as if you were in the motorcycle seat.

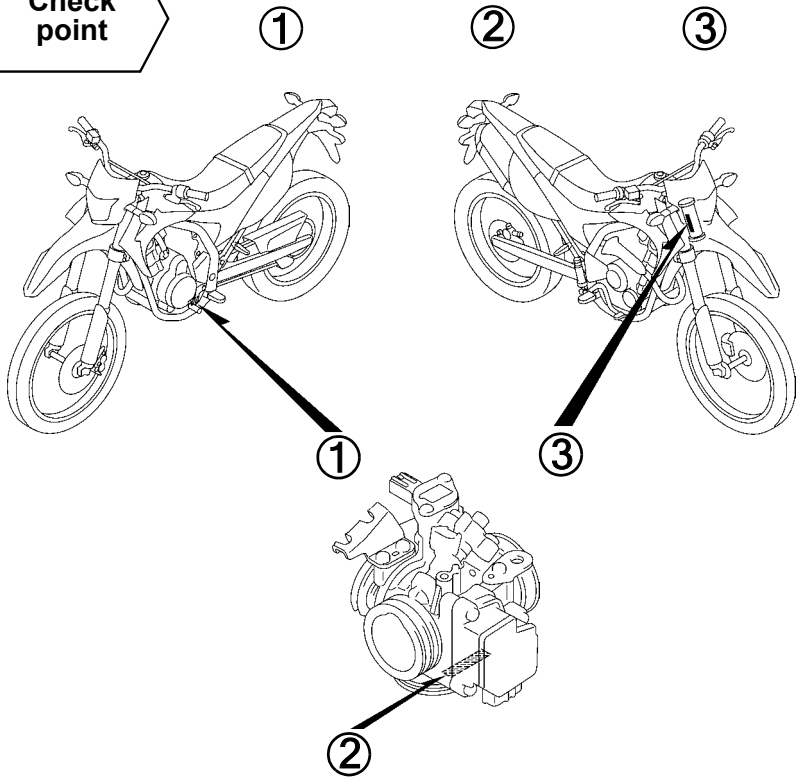
The following abbreviations are used in this parts catalogue.

- A Ampere
- ABS Anti-lock brake system
- A.C. Alternating current
- A.M. Attaching mark
- ASSY. Assembly
- C.D.I. Capacitive discharge ignition
- COMP. ... Complete
- D.C. Direct current
- EX. Exhaust
- FR. Front
- G Gram
- HEX. Hexagonal
- IN. Inlet
- KPH Kilometers per hour
- L.Left
- L (100L) .Link (100 Links)
- L.E.D.Light emitted diode
- MMMillimeter
- MPHMiles per hour
- R.Right
- RR.Rear
- STD.Standard
- T (22T) ...Tooth (22 Teeth)
- TCSTraction control system
- T.M.Transcript mark
- VVolt
- WWatt
- WLWith labelling
- WOLWithout labelling


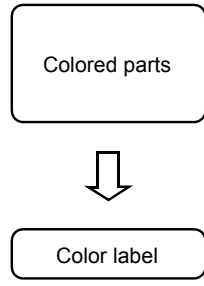
Part block and serial number check



Check point



Color label attachment position check



Models, parts catalogue codes and applicable serial numbers

Models, parts catalogue codes and applicable serial Nos. given in this parts catalogue can be identified as follows.

Parts with parts catalogue codes are exclusive for models destined for countries designated.

If no area codes are listed, parts are for common use.

Model	Area code	Type	Applicable engine serial No.	Applicable frame serial No.	Applicable throttle body identification No.
CRF250Ld	2BR	Brazil	MD38E-1000001~1099999	MLHMD389*D5000001~D5099999	GQ32A A
	BR				
	E	England	MD38E-2000001~2099999	MLHMD38A*D5000001~D5099999	
	ED	European direct sales			
	F	France			
	LA	Latin America	MD38E-1000001~1099999	MLHMD389*D5000001~D5099999	
	PH	Philippines	MD38E-2000001~2099999		
	U	Australia		MLHMD38U*D5000001~D5099999	
CRF250LE	KO	Korea	MD38E-2100001~	MLHND38K*D5000001~	GQ32A A
CRF250ME	2ED	European direct sales	MD38E-2100001~	MLHND38B*E5000001~	GQ32A A
	3E	England			
	E				
	ED	European direct sales			

* Of carburetor/throttle body identification numbers, only the portions underlined in the example below are used for registration.

GQ32A A KC 7

Color label

- When ordering parts, check the model name, main color, and code by observing the “COLOR LABEL” on the vehicle.
- When ordering a colored part, use the color chart in the instruction for use of parts catalogue.

1

VFR800FIW COLOR R-157 CODE R157	MODEL		VFR800FIW					
	No.	COLOR	Sparkling silver metallic	Mute black metallic	Applicable model		Applicable block No.	Re
		CODE	NH-295M	NH-359M	Initial applicable model	Final applicable model		
	Name of colored parts	Basic part No.	NH295	NH359				
1								
2								
3								
4								
5								
6								
7								
8								
9								
10								

Color chart

- When ordering a colored part, refer to the chart below and use a part number consisting of the relevant basic part number to which has been added a part color code.

CRF250L (CRF250LD).....2BR,BR

No.	MODEL		CRF250LD				
	COLOR		Extreme red	Applicable model		Applicable block No.	Ref. No.
	CODE		R-292R	Initial applicable model	Final applicable model		
	Name of colored parts	Basic part No.	R292				
1	BODY COMP., FRAME	50100-KZZ-900	ZB			F-39	4
2	BODY COMP., RR. FRAME	50200-KZZ-900	ZB			F-39	6
3	COVER, FR. MUFFLER	18360-KZZ-900	ZB			F-27	10
4	COVER, L. SIDE	83601-KZZ-900	ZC			F-24	5
5	COVER, R. SIDE	83501-KZZ-900	ZC			F-24	3
6	COVER, TOOL BOX	83602-KZZ-900	ZB			F-24	6
7	FENDER SET, RR.	80010-KZZ-900	ZD			F-34	6
8	FENDER SUB ASSY., FR.	61200-KZZ-900	ZB			F-10	2
9	MARK, HONDA	86101-KZZ-900	ZC			F-50	1
10	MARK, HONDA	86102-KZZ-900	ZC			F-50	2
11	PROTECTOR, L. FR. FORK	51620-KZZ-900	ZC			F-11	23
12	PROTECTOR, R. FR. FORK	51610-KZZ-900	ZC			F-11	22
13	SEAT ASSY., DOUBLE	77200-KZZ-900	ZD			F-23	1
14	SHROUD SET, L. FR.	19090-KZZ-900	ZD			F-22	4
15	SHROUD SET, L. RR.	19095-KZZ-900	ZD			F-22	5

CRF250L (CRF250LD).....2BR,BR

No.	MODEL		CRF250LD				
	COLOR		Extreme red	Applicable model		Applicable block No.	Ref. No.
	CODE		R-292R	Initial applicable model	Final applicable model		
	Name of colored parts	Basic part No.	R292				
16	SHROUD SET, R. FR.	19070-KZZ-900	ZD			F-22	2
17	SHROUD SET, R. RR.	19075-KZZ-900	ZD			F-22	3
18	STRIPE, L. FR. SHROUD	86192-KZZ-900	ZD			F-50	4
19	STRIPE, L. RR. SHROUD	86194-KZZ-900	ZD			F-50	6
20	STRIPE, R. FR. SHROUD	86191-KZZ-900	ZD			F-50	3
21	STRIPE, R. RR. SHROUD	86193-KZZ-900	ZD			F-50	5
22	TANK ASSY., FUEL	17500-KZZ-900	ZB			F-21	2
23	VISOR SET, FR.	61140-KZZ-900	ZD			F-1	9

CRF250L (CRF250LD).....E,ED,F,LA,PH,U

No.	MODEL		CRF250LD				
	COLOR		Extreme red	Applicable model		Applicable block No.	Ref. No.
	CODE		R-292R	Initial applicable model	Final applicable model		
	Name of colored parts	Basic part No.	R292				
1	BODY COMP., FRAME	50100-KZZ-900	ZB			F-39	4
2	BODY COMP., RR. FRAME	50200-KZZ-900	ZB			F-39	6
3	COVER, FR. MUFFLER	18360-KZZ-900	ZB			F-27	10
4	COVER, L. SIDE	83601-KZZ-900	ZC			F-24	5
5	COVER, R. SIDE	83501-KZZ-900	ZC			F-24	3
6	COVER, TOOL BOX	83602-KZZ-900	ZB			F-24	6
7	FENDER SET, RR.	80010-KZZ-900	ZD			F-34	6
8	FENDER SUB ASSY., FR.	61200-KZZ-900	ZB			F-10	2
9	MARK, HONDA	86101-KZZ-900	ZC			F-50	1
10	MARK, HONDA	86102-KZZ-900	ZC			F-50	2
11	PROTECTOR, L. FR. FORK	51620-KZZ-900	ZC			F-11	23
12	PROTECTOR, R. FR. FORK	51610-KZZ-900	ZC			F-11	22
13	SEAT ASSY., DOUBLE	77200-KZZ-900	ZD			F-23	1
14	SHROUD SET, L. FR.	19090-KZZ-900	ZD			F-22	4
15	SHROUD SET, L. RR.	19095-KZZ-900	ZD			F-22	5
16	SHROUD SET, R. FR.	19070-KZZ-900	ZD			F-22	2
17	SHROUD SET, R. RR.	19075-KZZ-900	ZD			F-22	3
18	STRIPE, L. FR. SHROUD	86192-KZZ-900	ZD			F-50	4
19	STRIPE, L. RR. SHROUD	86194-KZZ-900	ZD			F-50	6
20	STRIPE, R. FR. SHROUD	86191-KZZ-900	ZD			F-50	3
21	STRIPE, R. RR. SHROUD	86193-KZZ-900	ZD			F-50	5
22	TANK ASSY., FUEL	17500-KZZ-900	ZB			F-21	2
23	VISOR SET, FR.	61140-KZZ-900	ZD			F-1	9

CRF250L (CRF250LE)

No.	MODEL		CRF250LE				
	COLOR		Extreme red	Applicable model		Applicable block No.	Ref. No.
	CODE		R-292R	Initial applicable model	Final applicable model		
	Name of colored parts	Basic part No.	R292				
1	BODY COMP., FRAME	50100-KZZ-900	ZB			F-39	4
2	BODY COMP., RR. FRAME	50200-KZZ-900	ZB			F-39	6
3	COVER, FR. MUFFLER	18360-KZZ-900	ZB			F-27	10
4	COVER, L. SIDE	83601-KZZ-900	ZC			F-24	5
5	COVER, R. SIDE	83501-KZZ-900	ZC			F-24	3
6	COVER, TOOL BOX	83602-KZZ-900	ZB			F-24	6
7	FENDER SET, RR.	80010-KZZ-900	ZD			F-34	6
8	FENDER SUB ASSY., FR.	61200-KZZ-900	ZB			F-10	2
9	MARK, HONDA	86101-KZZ-900	ZC			F-50	1
10	MARK, HONDA	86102-KZZ-900	ZC			F-50	2
11	PROTECTOR, L. FR. FORK	51620-KZZ-900	ZC			F-11	23
12	PROTECTOR, R. FR. FORK	51610-KZZ-900	ZC			F-11	22
13	SEAT ASSY., DOUBLE	77200-KZZ-900	ZD			F-23	1
14	SHROUD SET, L. FR.	19090-KZZ-900	ZD			F-22	4
15	SHROUD SET, L. RR.	19095-KZZ-900	ZD			F-22	5
16	SHROUD SET, R. FR.	19070-KZZ-900	ZD			F-22	2
17	SHROUD SET, R. RR.	19075-KZZ-900	ZD			F-22	3
18	STRIPE, L. FR. SHROUD	86192-KZZ-900	ZD			F-50	4
19	STRIPE, L. RR. SHROUD	86194-KZZ-900	ZD			F-50	6
20	STRIPE, R. FR. SHROUD	86191-KZZ-900	ZD			F-50	3
21	STRIPE, R. RR. SHROUD	86193-KZZ-900	ZD			F-50	5
22	TANK ASSY., FUEL	17500-KZZ-900	ZB			F-21	2
23	VISOR SET, FR.	61140-KZZ-900	ZD			F-1	9

CRF250M (CRF250ME)

No.	MODEL		CRF250ME					
	COLOR		Extreme red	Black	Applicable model		Applicable block No.	Ref. No.
	CODE		R-292R	NH-1	Initial applicable model	Final applicable model		
	Name of colored parts	Basic part No.	R292	NH1				
1	BODY COMP., FRAME	50100-KZZ-900	ZC	ZC			F-39	4
2	BODY COMP., RR. FRAME	50200-KZZ-900	ZC	ZC			F-39	6
3	COVER SET, L. SIDE	83600-KZZ-A20	ZB	-			F-24	18
4	COVER SET, R. SIDE	83500-KZZ-A20	ZB	-			F-24	17
5	COVER, FR. MUFFLER	18360-KZZ-900	ZC	ZC			F-27	10
6	COVER, L. SIDE	83601-KZZ-900	-	ZD			F-24	5
7	COVER, R. SIDE	83501-KZZ-900	-	ZD			F-24	3
8	COVER, TOOL BOX	83602-KZZ-900	ZC	ZC			F-24	6
9	FENDER SET, RR.	80010-KZZ-A20	ZB	ZA			F-34	6
10	FENDER SUB ASSY., FR.	61200-KZZ-900	ZB	ZD			F-10	2
11	MARK, HONDA	86101-KZZ-A20	ZA	ZA			F-50-1	1
12	MARK, HONDA	86102-KZZ-A20	ZA	ZA			F-50-1	2
13	SEAT ASSY., DOUBLE	77200-KZZ-900	ZB	-			F-23	1
14	SEAT ASSY., DOUBLE	77200-KZZ-A20	-	ZA			F-23	1
15	SHROUD SET, L. FR.	19090-KZZ-A20	ZB	ZA			F-22	4
16	SHROUD SET, L. RR.	19095-KZZ-A20	ZB	ZA			F-22	5
17	SHROUD SET, R. FR.	19070-KZZ-A20	ZB	ZA			F-22	2
18	SHROUD SET, R. RR.	19075-KZZ-A20	ZB	ZA			F-22	3
19	STRIPE, L. FR. SHROUD	86192-KZZ-A20	ZB	ZA			F-50-1	4
20	STRIPE, L. RR. FENDER	86802-KZZ-A20	ZB	ZA			F-50-1	8

CRF250M (CRF250ME)

No.	MODEL		CRF250ME					
	COLOR		Extreme red	Black	Applicable model		Applicable block No.	Ref. No.
	CODE		R-292R	NH-1	Initial applicable model	Final applicable model		
	Name of colored parts	Basic part No.	R292	NH1				
21	STRIPE, L. RR. SHROUD	86194-KZZ-A20	ZB	ZA			F-50-1	6
22	STRIPE, L. SIDE COVER	86832-KZZ-A20	ZA	-			F-50-1	10
23	STRIPE, R. FR. SHROUD	86191-KZZ-A20	ZB	ZA			F-50-1	3
24	STRIPE, R. RR. FENDER	86801-KZZ-A20	ZB	ZA			F-50-1	7
25	STRIPE, R. RR. SHROUD	86193-KZZ-A20	ZB	ZA			F-50-1	5
26	STRIPE, R. SIDE COVER	86831-KZZ-A20	ZA	-			F-50-1	9
27	TANK ASSY., FUEL	17500-KZZ-900	ZC	ZC			F-21	2
28	VISOR SET, FR.	61140-KZZ-A20	ZA	ZA			F-1	9

Fuel hose, general purpose hoses and vinyl hose

- The standard part fuel hose, general purpose hose and vinyl hose may be substituted by the coiled bulk part.
- When ordering the standard part fuel hose, general purpose hose and vinyl hose use the bulk part number written in the parts catalogue in brackets () underneath the part name, or use the catalogue below.
(The bulk part standard length is 1 m, however, those displayed in the catalogue < > are available in 3 m and 8 m lengths.)
- When exchanging the hose, cut and use at the specified length as mentioned in the part name.
(For the method of cutting the bulk part, and method of filling out orders etc., please refer to the service manual and the instructions issued with the bulk part.)
- The list below is a catalogue of the standard part numbers and bulk part numbers. Note that those numbers are applicable to the listed replacement parts only.

Fuel hoses/Tubes			
Standard part No.	Bulk part No.	Bulk part	
		Inner diameter (mm)	Length (m)
95001-30xxx-2x	95001-30001-20M	3.0	1
95001-30xxx-3x	95001-30001-30M	3.0	1
95001-30xxx-4x	95001-30001-40M	3.0	1
95001-35xxx-2x	95001-35001-50M <95001-35003-50M>	3.5	1 3
95001-35xxx-3x	95001-35001-60M <95001-35003-60M>	3.5	1 3
95001-35xxx-4x	95001-35001-60M <95001-35003-60M>	3.5	1 3
95001-35xxx-5x	95001-35001-50M <95001-35003-50M>	3.5	1 3
95001-35xxx-6x	95001-35001-60M <95001-35003-60M>	3.5	1 3
95001-45xxx-2x	95001-45001-50M <95001-45003-50M>	4.5	1 3
95001-45xxx-3x	95001-45001-60M <95001-45003-60M> <95001-45008-60M>	4.5	1 3 8
95001-45xxx-4x	95001-45001-60M <95001-45003-60M> <95001-45008-60M>	4.5	1 3 8
95001-45xxx-5x	95001-45001-50M <95001-45003-50M>	4.5	1 3
95001-45xxx-6x	95001-45001-60M <95001-45003-60M> <95001-45008-60M>	4.5	1 3 8
95001-55xxx-2x	95001-55001-50M <95001-55003-50M> <95001-55008-50M>	5.5	1 3 8

Fuel hoses/Tubes			
Standard part No.	Bulk part No.	Bulk part	
		Inner diameter (mm)	Length (m)
95001-55xxx-3x	95001-55001-60M <95001-55003-60M> <95001-55008-60M>	5.5	1 3 8
95001-55xxx-4x	95001-55001-60M <95001-55003-60M> <95001-55008-60M>	5.5	1 3 8
95001-55xxx-5x	95001-55001-50M <95001-55003-50M> <95001-55008-50M>	5.5	1 3 8
95001-55xxx-6x	95001-55001-60M <95001-55003-60M> <95001-55008-60M>	5.5	1 3 8
95001-75xxx-2x	95001-75001-50M <95001-75003-50M>	7.5	1 3
95001-75xxx-3x	95001-75001-60M <95001-75003-60M> <95001-75008-60M>	7.5	1 3 8
95001-75xxx-4x	95001-75001-60M <95001-75003-60M> <95001-75008-60M>	7.5	1 3 8
95001-75xxx-5x	95001-75001-50M <95001-75003-50M>	7.5	1 3
95001-75xxx-6x	95001-75001-60M <95001-75003-60M> <95001-75008-60M>	7.5	1 3 8
95001-80xxx-2x	95001-80001-50M	8.0	1
95001-80xxx-3x	95001-80001-60M	8.0	1
95001-80xxx-4x	95001-80001-60M	8.0	1
95001-80xxx-5x	95001-80001-50M	8.0	1
95001-80xxx-6x	95001-80001-60M	8.0	1

Vinyl tube				
Standard part No.	Bulk part No.	Bulk part		
		Inner dia- meter (mm)	Outer dia-meter (mm)	Length (m)
95003-01xxx-3x	95003-01001-60M <95003-01003-60M>	2.9	6.8	1 3
95003-01xxx-60	95003-01001-60M <95003-01003-60M>	2.9	6.8	1 3
95003-03xxx-3x	95003-03001-60M <95003-03003-60M>	3.0	6.0	1 3
95003-03xxx-60	95003-03001-60M <95003-03003-60M>	3.0	6.0	1 3
95003-05xxx-3x	95003-05001-60M <95003-05003-60M> <95003-05008-60M>	3.5	6.5	1 3 8
95003-05xxx-60	95003-05001-60M <95003-05003-60M> <95003-05008-60M>	3.5	6.5	1 3 8
95003-07xxx-1x	95003-07001-10M <95003-07003-10M> <95003-07008-10M>	4.0	7.0	1 3 8
95003-07xxx-20	95003-07001-10M <95003-07003-10M> <95003-07008-10M>	4.0	7.0	1 3 8
95003-07xxx-3x	95003-07001-60M <95003-07003-60M> <95003-07008-60M>	4.0	7.0	1 3 8
95003-07xxx-60	95003-07001-60M <95003-07003-60M> <95003-07008-60M>	4.0	7.0	1 3 8
95003-07xxx-7x	95003-07001-70M <95003-07003-70M> <95003-07008-70M>	4.0	7.0	1 3 8
95003-08xxx-1x	95003-08001-10M <95003-08003-10M> <95003-08008-10M>	4.5	6.5	1 3 8
95003-09xxx-3x	95003-09001-60M <95003-09003-60M>	4.5	8.0	1 3
95003-09xxx-60	95003-09001-60M <95003-09003-60M>	4.5	8.0	1 3
95003-10xxx-1x	95003-10001-10M <95003-10003-10M>	5.0	8.0	1 3
95003-10xxx-20	95003-10001-10M <95003-10003-10M>	5.0	8.0	1 3
95003-10xxx-3x	95003-10001-60M <95003-10003-60M>	5.0	8.0	1 3
95003-10xxx-60	95003-10001-60M <95003-10003-60M>	5.0	8.0	1 3
95003-11xxx-3x	95003-11001-60M <95003-11003-60M> <95003-11008-60M>	5.0	9.0	1 3 8
95003-11xxx-60	95003-11001-60M <95003-11003-60M> <95003-11008-60M>	5.0	9.0	1 3 8
95003-12xxx-1x	95003-12001-10M <95003-12003-10M> <95003-12008-10M>	5.0	7.0	1 3 8
95003-12xxx-20	95003-12001-10M <95003-12003-10M> <95003-12008-10M>	5.0	7.0	1 3 8

Vinyl tube				
Standard part No.	Bulk part No.	Bulk part		
		Inner dia- meter (mm)	Outer dia-meter (mm)	Length (m)
95003-14xxx-1x	95003-14001-10M <95003-14003-10M>	6.0	9.0	1 3
95003-14xxx-20	95003-14001-10M <95003-14003-10M>	6.0	9.0	1 3
95003-14xxx-3x	95003-14001-60M <95003-14003-60M>	6.0	9.0	1 3
95003-17xxx-1x	95003-17001-10M <95003-17003-10M>	7.0	9.0	1 3
95003-19xxx-1x	95003-19001-10M <95003-19003-10M> <95003-19008-10M>	7.0	11.0	1 3 8
95003-19xxx-20	95003-19001-10M <95003-19003-10M> <95003-19008-10M>	7.0	11.0	1 3 8
95003-19xxx-3x	95003-19001-60M <95003-19003-60M> <95003-19008-60M>	7.0	11.0	1 3 8
95003-19xxx-60	95003-19001-60M <95003-19003-60M> <95003-19008-60M>	7.0	11.0	1 3 8
95003-21xxx-1x	95003-21001-10M <95003-21003-10M>	8.0	9.0	1 3
95003-21xxx-20	95003-21001-10M <95003-21003-10M>	8.0	9.0	1 3
95003-23xxx-1x	95003-23001-10M <95003-23003-10M>	8.0	12.0	1 3
95003-23xxx-20	95003-23001-10M <95003-23003-10M>	8.0	12.0	1 3
95003-23xxx-3x	95003-23001-60M <95003-23003-60M> <95003-23008-60M>	8.0	12.0	1 3 8
95003-23xxx-60	95003-23001-60M <95003-23003-60M> <95003-23008-60M>	8.0	12.0	1 3 8
95003-25xxx-1x	95003-25001-10M <95003-25003-10M>	9.0	11.0	1 3
95003-25xxx-20	95003-25001-10M <95003-25003-10M>	9.0	11.0	1 3
95003-25xxx-3x	95003-25001-60M <95003-25003-60M>	9.0	11.0	1 3
95003-25xxx-7x	95003-25001-70M <95003-25003-70M>	9.0	11.0	1 3
95003-27xxx-1x	95003-27001-10M <95003-27003-10M>	9.0	13.0	1 3
95003-27xxx-20	95003-27001-10M <95003-27003-10M>	9.0	13.0	1 3
95003-27xxx-3x	95003-27001-60M <95003-27003-60M>	9.0	13.0	1 3
95003-27xxx-60	95003-27001-60M <95003-27003-60M>	9.0	13.0	1 3
95003-33xxx-1x	95003-33001-10M <95003-33003-10M>	10.0	14.0	1 3
95003-33xxx-20	95003-33001-10M <95003-33003-10M>	10.0	14.0	1 3

Vinyl tube				
Standard part No.	Bulk part No.	Bulk part		
		Inner dia- meter (mm)	Outer dia-meter (mm)	Length (m)
95003-36xxx-1x	95003-36001-10M <95003-36003-10M> <95003-36008-10M>	11.0	13.0	1 3 8
95003-36xxx-20	95003-36001-10M <95003-36003-10M> <95003-36008-10M>	11.0	13.0	1 3 8
95003-37xxx-3x	95003-37001-60M <95003-37003-60M>	11.0	15.0	1 3
95003-37xxx-60	95003-37001-60M <95003-37003-60M>	11.0	15.0	1 3
95003-38xxx-1x	95003-38001-10M <95003-38003-10M>	12.0	13.0	1 3
95003-38xxx-20	95003-38001-10M <95003-38003-10M>	12.0	13.0	1 3
95003-39xxx-1x	95003-39001-10M <95003-39003-10M>	12.0	14.0	1 3
95003-39xxx-20	95003-39001-10M <95003-39003-10M>	12.0	14.0	1 3
95003-40xxx-20	95003-40001-10M <95003-40003-10M>	12.0	16.0	1 3
95003-40xxx-3x	95003-40001-60M <95003-40003-60M>	12.0	16.0	1 3
95003-40xxx-60	95003-40001-60M <95003-40003-60M>	12.0	16.0	1 3
95003-43xxx-1x	95003-43001-10M <95003-43003-10M> <95003-43008-10M>	13.0	15.0	1 3 8
95003-43xxx-20	95003-43001-10M <95003-43003-10M> <95003-43008-10M>	13.0	15.0	1 3 8
95003-45xxx-1x	95003-45001-10M <95003-45003-10M> <95003-45008-10M>	14.0	18.0	1 3 8
95003-45xxx-20	95003-45001-10M <95003-45003-10M> <95003-45008-10M>	14.0	18.0	1 3 8
95003-50xxx-1x	95003-50001-10M <95003-50003-10M>	16.0	19.0	1 3
95003-50xxx-20	95003-50001-10M <95003-50003-10M>	16.0	19.0	1 3
95003-50xxx-3x	95003-50001-60M <95003-50003-60M>	16.0	19.0	1 3
95003-55xxx-1x	95003-55001-10M <95003-55003-10M>	17.5	20.5	1 3
95003-55xxx-20	95003-55001-10M <95003-55003-10M>	17.5	20.5	1 3
95003-60xxx-1x	95003-60001-10M <95003-60003-10M>	22.0	27.0	1 3
95003-60xxx-20	95003-60001-10M <95003-60003-10M>	22.0	27.0	1 3
95003-60xxx-3x	95003-60001-60M <95003-60003-60M>	22.0	27.0	1 3
95003-60xxx-60	95003-60001-60M <95003-60003-60M>	22.0	27.0	1 3

General purpose hoses			
Standard part No.	Bulk part No.	Bulk part	
		Inner diameter (mm)	Length (m)
95005-11xxx-3x	95005-11001-30M	11.0	1
95005-11xxx-5x	95005-11001-50M	11.0	1
95005-12xxx-1x	95005-12001-10M <95005-12003-10M>	12.0	1 3
95005-12xxx-2x	95005-12001-20M	12.0	1
95005-12xxx-3x	95005-12001-30M	12.0	1
95005-12xxx-5x	95005-12001-50M	12.0	1
95005-14xxx-1x	95005-14001-10M	14.0	1
95005-14xxx-2x	95005-14001-20M <95005-14003-20M>	14.0	1 3
95005-14xxx-3x	95005-14001-30M	14.0	1
95005-14xxx-5x	95005-14001-50M	14.0	1
95005-17xxx-1x	95005-17001-10M	17.0	1
95005-17xxx-2x	95005-17001-20M	17.0	1
95005-17xxx-3x	95005-17001-30M	17.0	1
95005-17xxx-5x	95005-17001-50M	17.0	1
95005-30xxx-3x	95005-30001-30M	3.0	1
95005-30xxx-5x	95005-30001-50M	3.0	1
95005-35xxx-1x	95005-35001-10M <95005-35003-10M> <95005-35008-10M>	3.5	1 3 8
95005-35xxx-2x	95005-35001-20M	3.5	1
95005-35xxx-3x	95005-35001-30M	3.5	1
95005-35xxx-4x	95005-35001-10M <95005-35003-10M> <95005-35008-10M>	3.5	1 3 8
95005-35xxx-5x	95005-35001-50M	3.5	1
95005-45xxx-1x	95005-45001-10M <95005-45003-10M> <95005-45008-10M>	4.5	1 3 8
95005-45xxx-2x	95005-45001-20M	4.5	1
95005-45xxx-3x	95005-45001-30M	4.5	1

General purpose hoses			
Standard part No.	Bulk part No.	Bulk part	
		Inner diameter (mm)	Length (m)
95005-45xxx-4x	95005-45001-10M <95005-45003-10M> <95005-45008-10M>	4.5	1 3 8
95005-45xxx-5x	95005-45001-50M	4.5	1
95005-50xxx-3x	95005-50001-30M <95005-50003-30M>	5.0	1 3
95005-50xxx-5x	95005-50001-50M	5.0	1
95005-55xxx-1x	95005-55001-10M <95005-55003-10M> <95005-55008-10M>	5.3	1 3 8
95005-55xxx-2x	95005-55001-20M <95005-55003-20M>	5.3	1 3
95005-55xxx-4x	95005-55001-10M <95005-55003-10M> <95005-55008-10M>	5.3	1 3 8
95005-65xxx-1x	95005-65001-10M <95005-65003-10M>	6.5	1 3
95005-65xxx-2x	95005-65001-20M	6.5	1
95005-70xxx-3x	95005-70001-30M <95005-70003-30M>	7.0	1 3
95005-70xxx-5x	95005-70001-50M	7.0	1
95005-75xxx-1x	95005-75001-10M <95005-75003-10M>	7.3	1 3
95005-75xxx-2x	95005-75001-20M	7.3	1
95005-80xxx-1x	95005-80001-10M <95005-80003-10M>	8.0	1 3
95005-80xxx-2x	95005-80001-20M	8.0	1
95005-80xxx-3x	95005-80001-30M	8.0	1
95005-80xxx-5x	95005-80001-50M	8.0	1
95005-91xxx-3x	95005-91001-30M	12.0	1
95005-91xxx-5x	95005-91001-50M	12.0	1
95005-92xxx-3x	95005-92001-30M	12.0	1
95005-92xxx-5x	95005-92001-50M	12.0	1

NOTE: X is displayed to represent the omitted numerals and letters of the roman alphabet.

⊙ **CAUTION: It is DANGEROUS to confuse the fuel hose with the general purpose hose or vinyl hose.**

Never use a general purpose hose or vinyl hose in place of a fuel hose or vice versa. Always use the correct bulk part in the parts catalogue, according to the service manual or the instructions issued with the bulk part.

• Bulk part number of fuel hose, general purpose hose and vinyl hose.

(Example)

9 5 0 0 1 - 7 5 0 0 1 - 5 0 M

Bulk part number: Refers to the bulk part.

Marking code (hose type): (fuel hose and general purpose hose)

Change code (for added hose): (Vinyl hose)

- Indicates number mark or change sequence, however, the code for the bulk part must be strictly 0 (zero).

Types of code:

- Fuel hose
 - 2: Red outside braid (3 mm inside dia. only)
 - 5: Black inside braid
 - 3: Red (3 mm inside dia. only)
 - 4: Ash gray with red stripe (3 mm inside dia. only)
 - 6: Black
- Vinyl hose
 - 1: Clear
 - 2: Black
 - 3: Light red
 - 6: Light red
 - 7: Pale black
- General hose
 - 1: Ash gray
 - 2: Ash gray
 - 3: Black
 - 5: Black

Lengths: 001: 1 m (standard)
003: 3 m
008: 8 m

I.D code: (fuel hose and general purpose hose)

- 30: 3.0 mm
- 35: 3.5 mm
- 45: 4.5 mm
- 50: 5.0 mm
- 55: 5.3 mm, 5.5 mm
- 65: 6.5 mm
- 70: 7.0 mm
- 75: 7.3 mm, 7.5 mm
- 80: 8.0 mm
- 11: 11 mm
- 91: 12 mm (outside dia. 15) mm
- 92: 12 mm (outside dia. 16) mm
- 12: 12 mm (outside dia. 17) mm
- 14: 14 mm
- 17: 17 mm

ID./OD. code: (vinyl hose)

- 01: ID. 2.9, OD. 6.8 mm
- 03: ID. 3.0, OD. 6.0 mm
- 05: ID. 3.5, OD. 6.5 mm
- 07: ID. 4.0, OD. 7.0 mm
- 08: ID. 4.5, OD. 6.5 mm
- 09: ID. 4.5, OD. 8.0 mm
- 12: ID. 5.0, OD. 7.0 mm
- 10: ID. 5.0, OD. 8.0 mm
- 11: ID. 5.0, OD. 9.0 mm
- 14: ID. 6.0, OD. 9.0 mm
- 17: ID. 7.0, OD. 9.0 mm
- 19: ID. 7.0, OD. 11.0 mm
- 21: ID. 8.0, OD. 9.0 mm
- 23: ID. 8.0, OD. 12.0 mm
- 25: ID. 9.0, OD. 11.0 mm
- 27: ID. 9.0, OD. 13.0 mm
- 33: ID. 10.0, OD. 14.0 mm
- 36: ID. 11.0, OD. 13.0 mm
- 37: ID. 11.0, OD. 15.0 mm
- 38: ID. 12.0, OD. 13.0 mm
- 39: ID. 12.0, OD. 14.0 mm
- 40: ID. 12.0, OD. 16.0 mm
- 43: ID. 13.0, OD. 15.0 mm
- 45: ID. 14.0, OD. 18.0 mm
- 50: ID. 16.0, OD. 19.0 mm
- 55: ID. 17.5, OD. 20.5 mm
- 60: ID. 22.0, OD. 27.0 mm

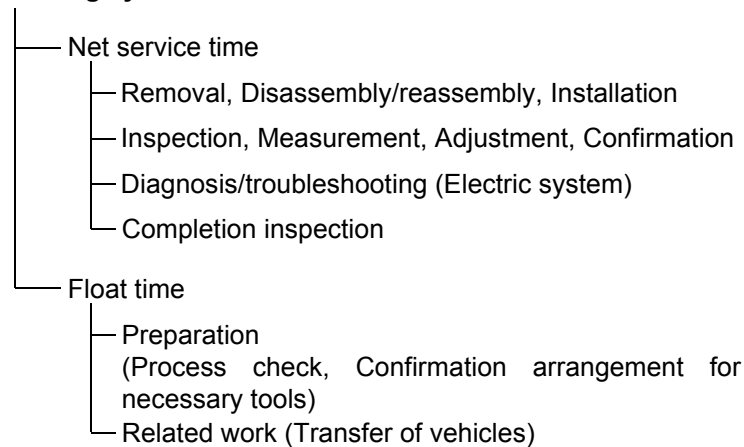
Hose type: 1: Fuel hose
3: Vinyl hose
5: General hose



FLAT RATE SERVICE TIME

Flat rate service time (FRT) means the standard time required to service a MC, which is listed in this manual to help the dealers control the actual working process and calculate the service charge by using it as a guide.

FRT setting system



* Float time is set by multiplying the net service time by a given coefficient.

Editorial style

The service items shown in the text are listed with the exchange work time for the repair sales parts as the subject. Other representative service items not using repair parts (removal/installation, adjustment, inspection/measuring, and other work) are listed collectively in the list in the preface, classified according to the work.

FRT setting standard

- Decimal system (in unit of 0.1) is adopted to set FRT as it is convenient to calculate the wage.
Example: (0.1) → 6 minutes, (0.2) → 12 minutes
[Labor cost per hour] x [FRT] = [Wage]
- FRT is set with a hand tool.
- Service items and FRT can be subject to change depending on development of tools and service equipment and improvement in service procedure.

Work procedure

- As the work procedure is set with the work time according to the method in the separate Service Manual, refer to this Manual as required.
- Work methods permitting servicing in the shortest time still permitting assurance of safe work and product warranty are used for the setting of service items not listed in the Service Manual.
- Work basically is to be performed by one person, and when two or more people are required, setting is done as the total time for the number of people.
- The set value for the technological level of the workers uses a person with three years of experience in the repair of Honda vehicles as the standard.
- Special tools and service equipment used to set FRT are those specified or recommended in Service Manual.

Service item whose FRT is not presented

- Accessories and service parts that are not listed to use in this manual.
 - Locations with little aging deterioration or breakage during normal use.
 - Service work that can be finished by one touch.
 - Service work that is seldom done (i.e. extremely small causes of trouble and service frequency).
- * When FRT is not presented, please calculate wages based on appropriate actual work time

Operation not included of FRT

- Oil and coolant water draining, Waiting time for warming up operation and etc..
- Additional operation that involves removal/installation of standard exterior equipment.
- Indirect time spent for service by visiting the customer, trade-in, and delivery of a MC.
- Indirect time required for ordering and delivery of parts.
- Cost for grease, adhesive agent, etc. used for service work.

**Explanation of FRT by using an example
(The example may differ from the actual presented items)**

Ref. No.	L.O.N.	Description	F.R.T.
①	111118	CAMSHAFT 4.5	②
③	111118A	Replace rocker arm add 1.0	⑤

- ① Reference No. of the illustration of part that shows location of the replacement work.
- ② FRT is an abbreviation of Flat Rate Time indicating the standard service time required for the replacement.
- ③ LON is an abbreviation of Labor Operation Number, and it is a classification of the service items by the work unit code.

The same operation code is used regardless of the models.

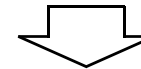
Standard operation is indicated with 6 digits code, and additional operation is indicated with 7 digits code.
- ④ Indicating the camshaft replacement and FRT4.5.
- ⑤ Indicating FRT1.0 that will be added when additional operation (replace rocker arm) is done in association with camshaft replacement.

- ⑥ Indicating work contents that are included in the service item.
- ⑦ Indicating a reference No. whose operation and time are the same as FRT4.5 for the camshaft.

(The application range is limited to the service items without an LON setting within a same block.)

**How to refer to the service item by using the sample
(camshaft replacement)**

Open to the page of the block where the camshaft's spare part illustration is shown.



Look for the camshaft illustration, and refer to the service item and FRT that agree with the reference No.

Indication mark for the listing of service items that continues to the following page

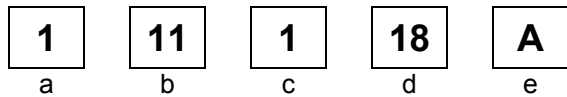
Ref. No.	L.O.N.	(Relative ref. Number) Description	F.R.T.
2	111118	CAMSHAFT	4.5
	.	.	.
	.	.	.

+
Mark indicated at the last line.

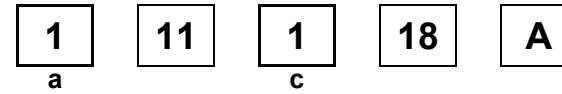
Indication of the block with no setting of FRT

Ref. No.	L.O.N.	(Relative ref. Number) Description	F.R.T.
NO INFORMATION			

• LON code system



- a) Category code..... Engine
- b) Location/function code Engine upper
- c) Operation code..... Replace
- d) Operation sequence number (Unit code can be shown with alphabet) camshaft (No regular rule of code)
- e) Additional code replace rocker arm (No regular rule of code)



a) Category codes and classification

Code	Category
1	Engine
2	Transmission
3	Fuel & Exhaust
4	Frame & Body
5	Steering/Suspension
6	Electrical
7	Wheels/Brakes
8	Controls/instrument
9	-
0	-

c) Operation codes and classification

Code	Operation category
1	Replace, Removal/Installation, Change
2	Overhaul
3	Adjust, Balance
4	(Paint-related work: Top-coat)
5	Test, Inspect/diagnose, Measurement, Check
6	(Overhaul-related work: Rebore)
7	(Overhaul-related work: Reseal)
8	(Resurface)
9	(Paint-related work: Refinish)
0	Repair, Cleaning, Air bleeding

Major service items without using spare parts

(1) Removal/Installation, (2) Adjustment,
(3) Inspection/Measurement, (5) Other work

[E: Engine, F: Frame]

1

* OPERATIONS OTHER THAN REPLACING PARTS

(1) Removal and installation

Set for the configuration with the parts removed from the vehicle.

	LON	DESCRIPTION	FRT
E	1101E5	TILTING ENGINE ASSEMBLY-REMOVAL/INSTALLATION INCLUDES: All necessary adjustment	2.4
	1111K0	CYLINDER HEAD ASSEMBLY-REMOVAL/INSTALLATION INCLUDES: Engine removal and installation	3.0
	3111D5	THROTTLE BODY ASSEMBLY-REMOVAL/INSTALLATION	0.7
	1101E6	CRANKCASE SEPARATION INCLUDES: Engine removal and installation	4.7
F	1151E6	RADIATOR ASSEMBLY-REMOVAL/INSTALLATION	0.3

(2) Adjustment

	LON	DESCRIPTION	FRT
E	2123A0	CLUTCH-ADJUSTMENT INCLUDES: Clutch lever adjustment	0.1
	1113A0	VALVE CLEARANCE-ADJUSTMENT NOTE: For 1 vehicle	0.8
F	6163A0	HEADLIGHT-AIMING	0.1
	2133A0	DRIVE CHAIN-ADJUSTMENT	0.1
	3113A3	THROTTLE OPERATION-ADJUSTMENT	0.1

(3) Inspection, Measurement

	LON	DESCRIPTION	FRT
E	1115A0	COMPRESSION PRESSURE-MEASUREMENT	0.1
	6145A0	IGNITION TIMING-INSPECTION	0.2
F	6105A0	BATTERY-CHECKING OF ELECTROLYTE LEVEL & CHARGE	0.2

(5) Other work

	LON	DESCRIPTION	FRT
E	1130A1	OIL FILTER SCREEN-CLEANING	0.8
F	7110A0	FRONT BRAKE-AIR BLEEDING	0.2
	7110A1	REAR BRAKE-AIR BLEEDING	0.2
	1151E7	RADIATOR COOLANT-CHANGE	0.3

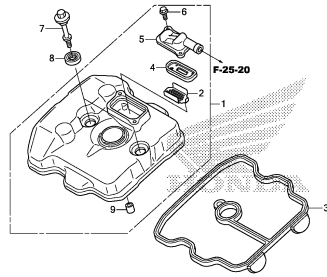
ENGINE GROUP

C 7

E-1

CYLINDER HEAD COVER

D 1

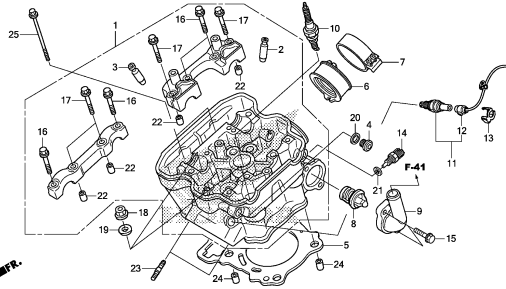


KZZ3E100

E-2

CYLINDER HEAD

D 2

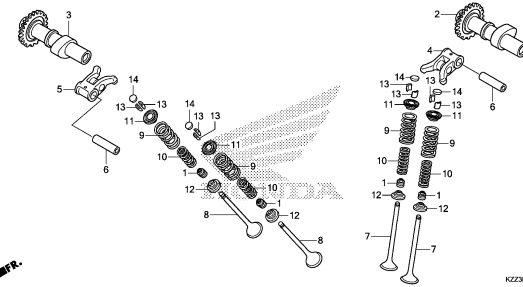


KZZ3E000

E-3

CAMSHAFT/VALVE

D 4

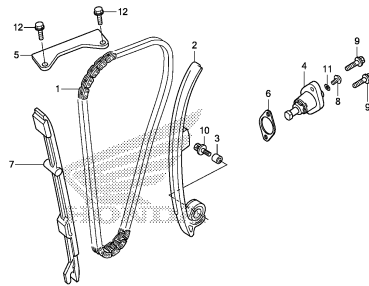


KZZ3E000

E-4

CAM CHAIN/TENSIONER

D 7

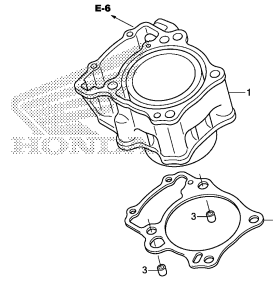


KZZ3E040

E-5

CYLINDER

D 8

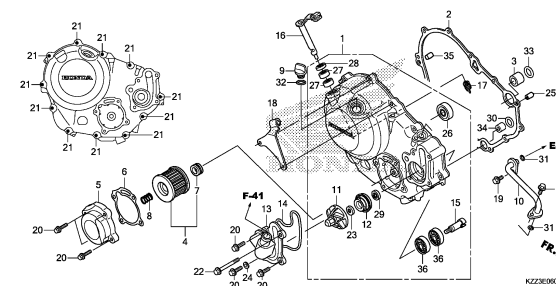


KZZ3E000

E-6

RIGHT CRANKCASE COVER

D 9

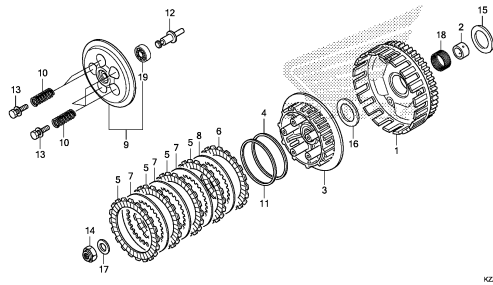


KZZ3E000

E-8

CLUTCH

D11

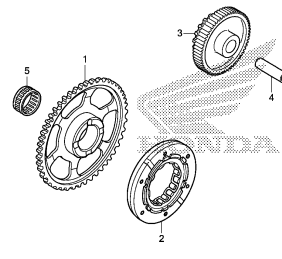


KZZ3E080

E-9

STARTING CLUTCH

D12

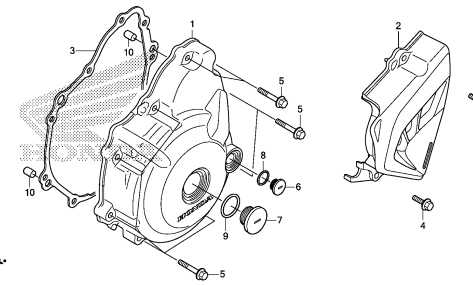


KZZ3E090

E-10

LEFT CRANKCASE COVER

D13



KZZ3E100

2

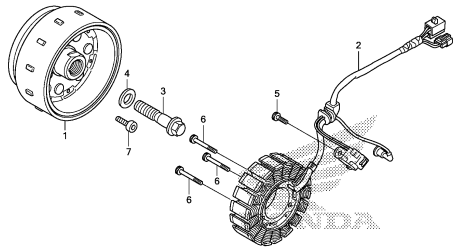
ENGINE GROUP

C 8

E-11

GENERATOR

D14

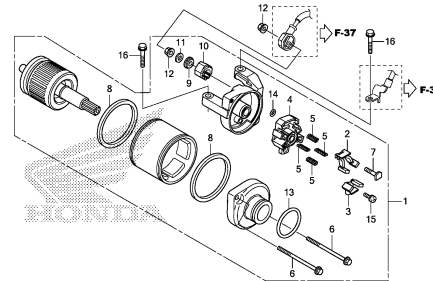


KZZ3E1100

E-13

STARTER MOTOR

D15

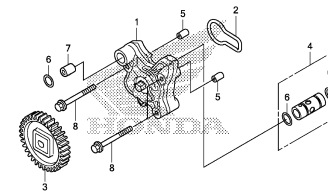


KZZ3E1300

E-14

OIL PUMP

D16

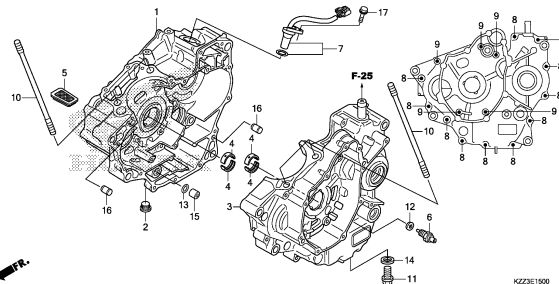


KZZ3E1400

E-15

CRANKCASE

E 1

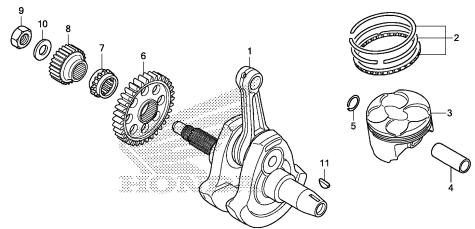


KZZ3E1500

E-16

CRANKSHAFT/PISTON

E 2

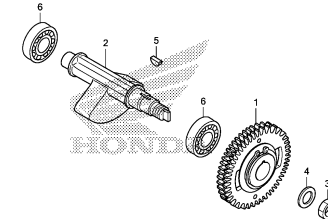


KZZ3E1600

E-16-10

BALANCER SHAFT

E 3

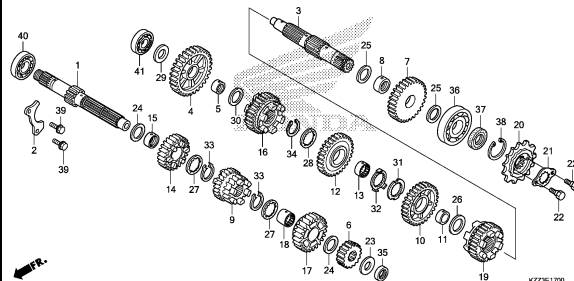


KZZ3E1610

E-17

TRANSMISSION

E 4

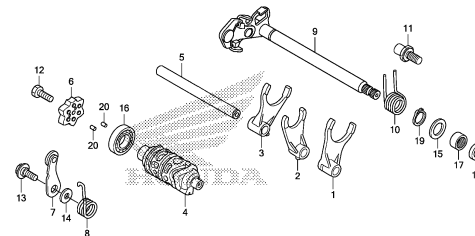


KZZ3E1700

E-19

GEARSHIFT DRUM

E 6

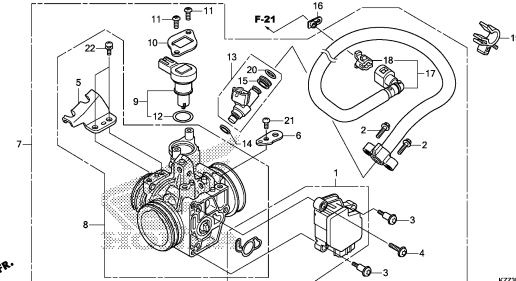


KZZ3E1900

E-23

THROTTLE BODY

E 7



KZZ3E2300

2

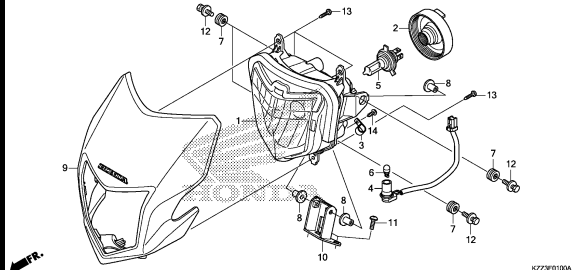
FRAME GROUP

C 9

F-1

HEADLIGHT

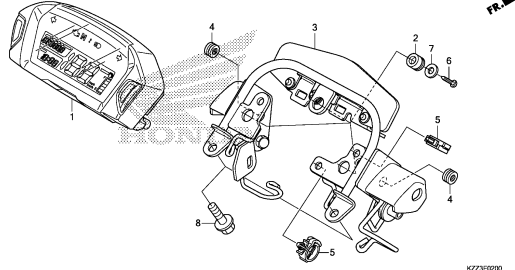
F 1



F-2

METER

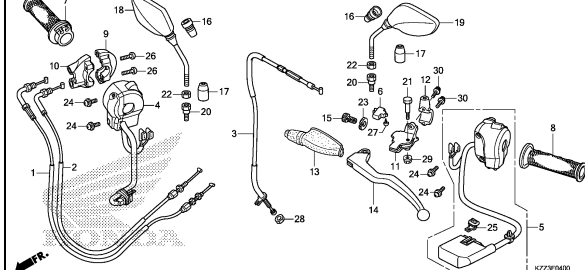
F 2



F-4

HANDLE LEVER/SWITCH/CABLE/MIRROR

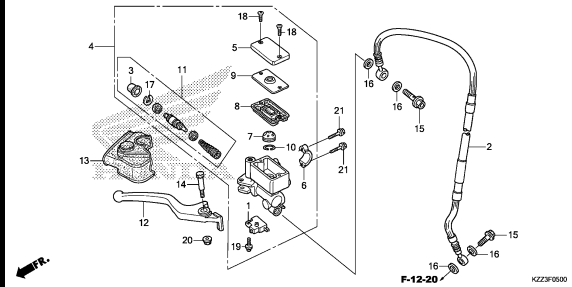
F 3



F-5

FRONT BRAKE MASTER CYLINDER

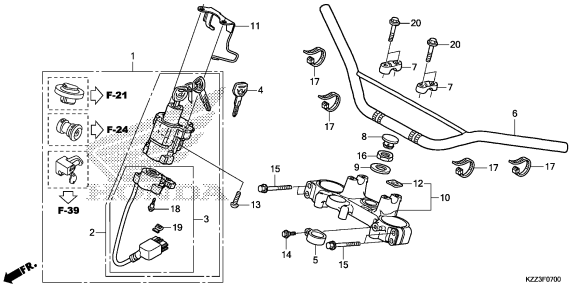
F 5



F-7

HANDLE PIPE/TOP BRIDGE

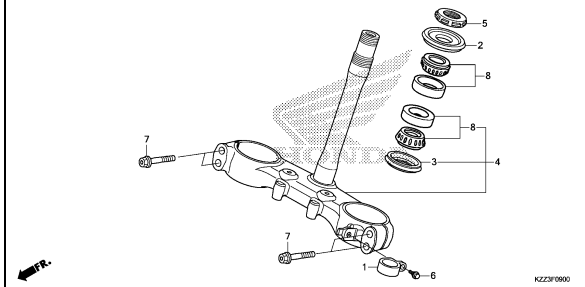
F 6



F-9

STEERING STEM

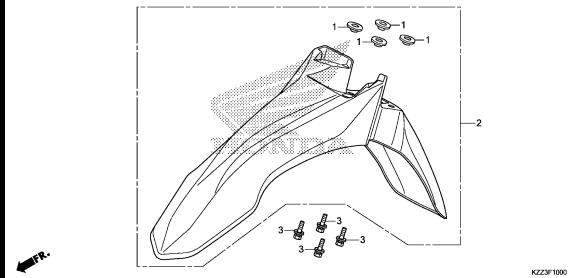
F 7



F-10

FRONT FENDER

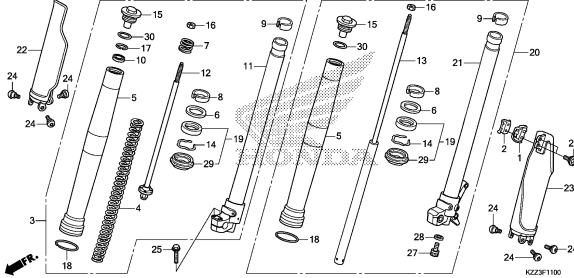
F 8



F-11

FRONT FORK

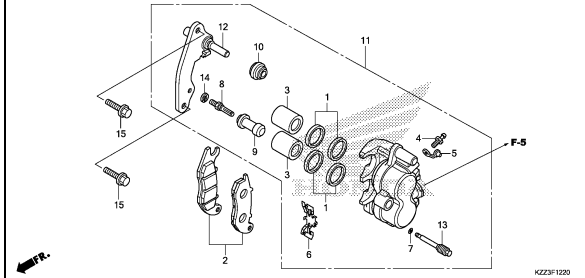
F 9



F-12-20

FRONT BRAKE CALIPER

F 11



3

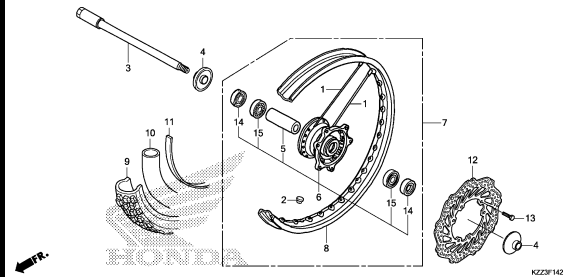
FRAME GROUP

C10

F-14-20

FRONT WHEEL(CRF250L)

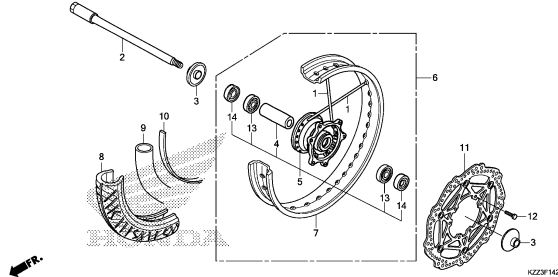
F12



F-14-21

FRONT WHEEL(CRF250M)

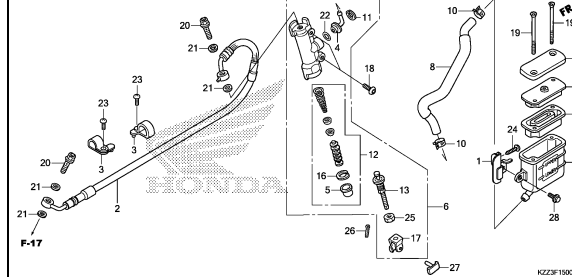
F13



F-15

REAR BRAKE MASTER CYLINDER

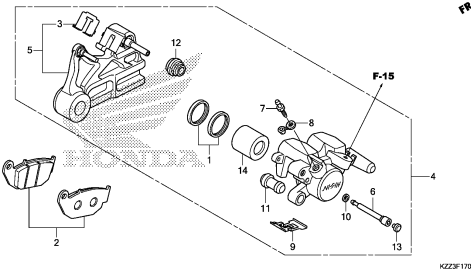
F14



F-17

REAR BRAKE CALIPER

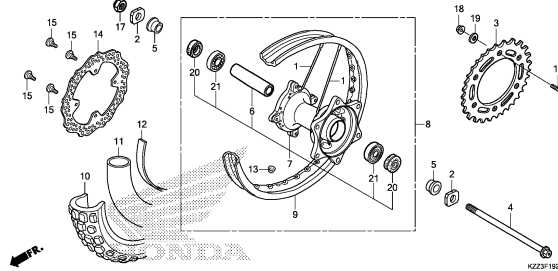
F16



F-19-20

REAR WHEEL(CRF250L)

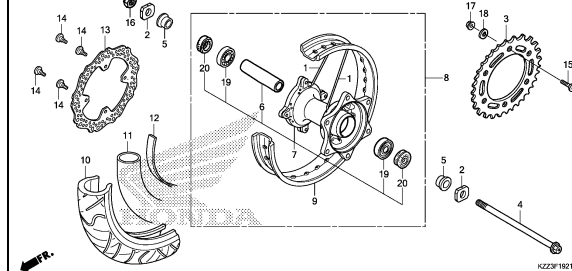
G 1



F-19-21

REAR WHEEL(CRF250M)

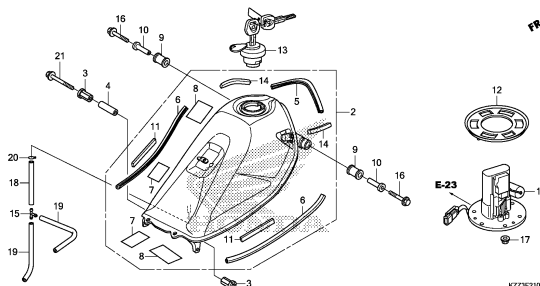
G 2



F-21

FUEL TANK

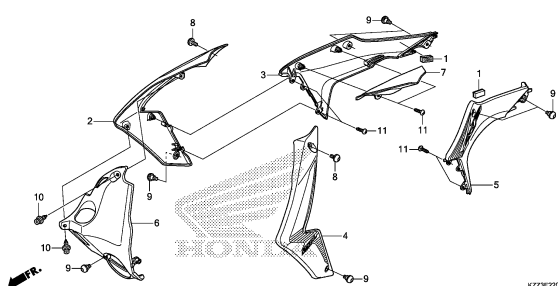
G 3



F-22

RADIATOR SHROUD

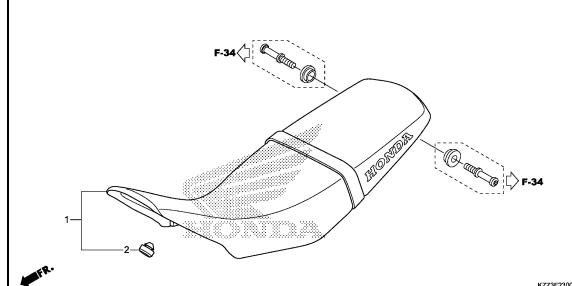
G 4



F-23

SEAT

G 5



3

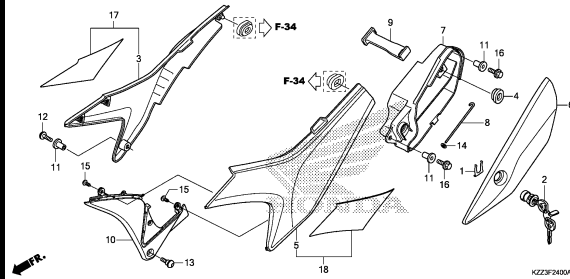
FRAME GROUP

C11

F-24

SIDE COVER

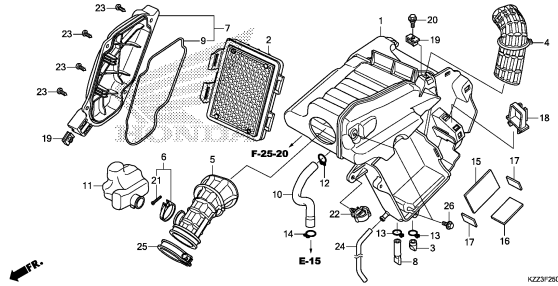
G 6



F-25

AIR CLEANER

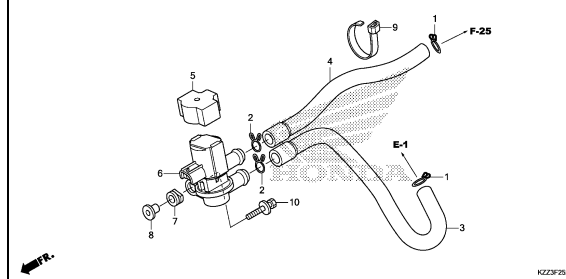
G 7



F-25-20

AIR INJECTION SOLENOID VALVE

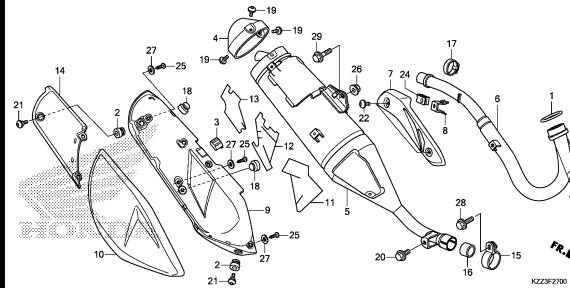
G 9



F-27

EXHAUST MUFFLER

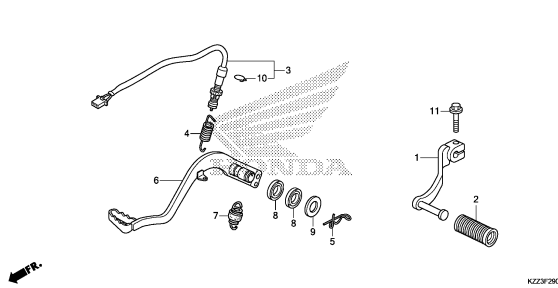
G10



F-29

PEDAL

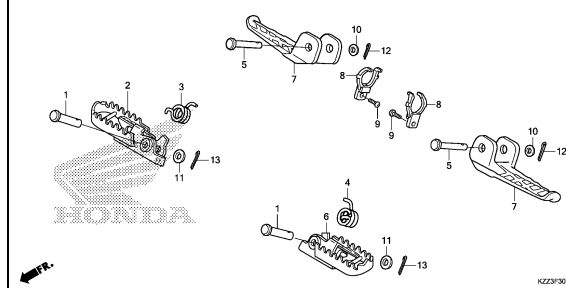
G12



F-30

STEP

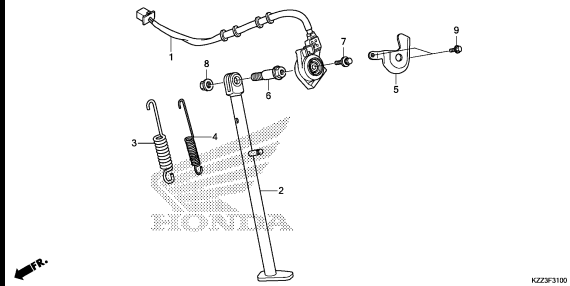
G13



F-31

STAND

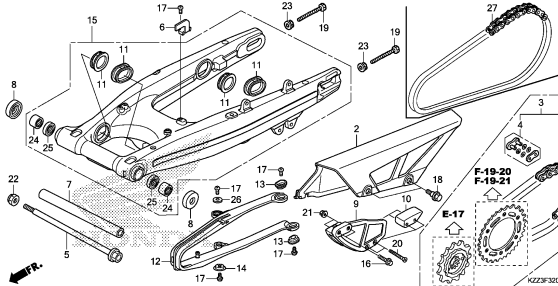
G14



F-32

SWINGARM

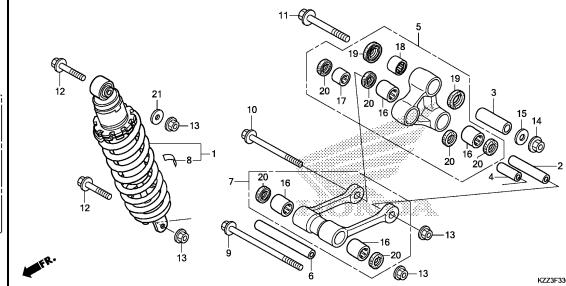
G15



F-33

REAR CUSHION

H 1



3

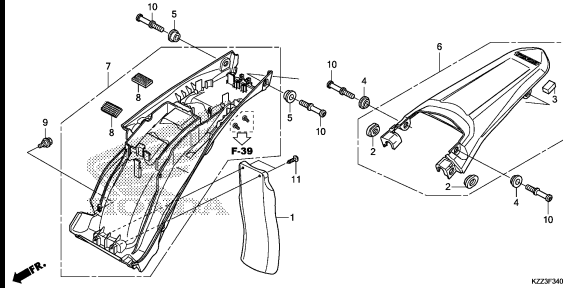
FRAME GROUP

C12

F-34

REAR FENDER

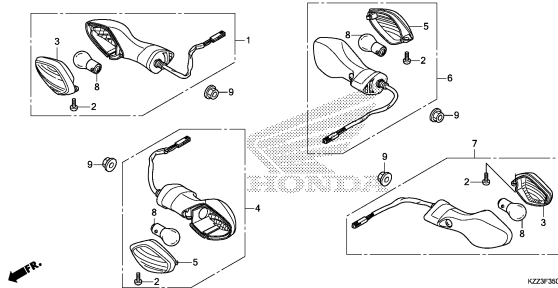
H 3



F-35

WINKER

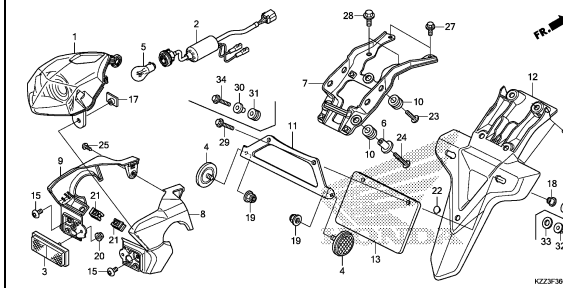
H 4



F-36

TAILLIGHT

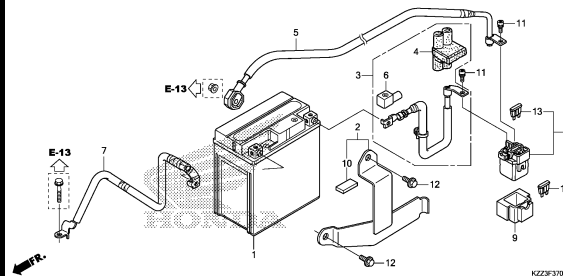
H 5



F-37

BATTERY

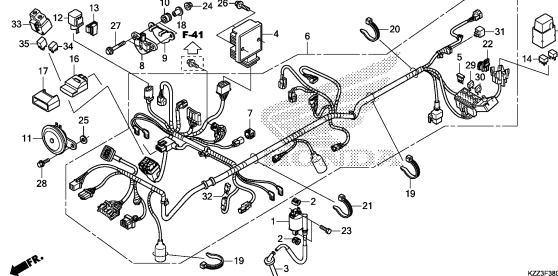
H 7



F-38

WIRE HARNESS

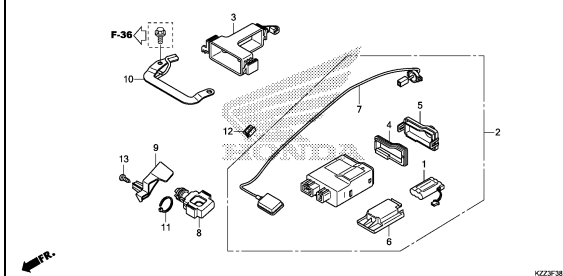
H 8



F-38-30

TRACKING CONTROL UNIT

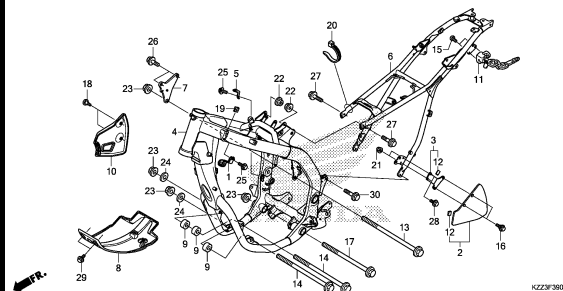
H10



F-39

FRAME BODY

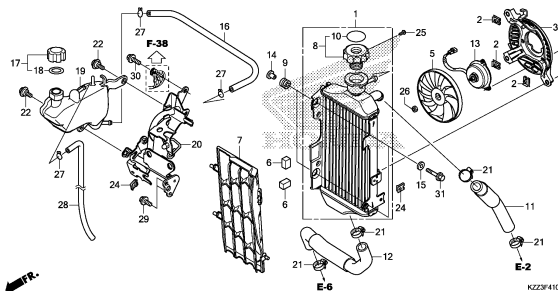
H11



F-41

RADIATOR

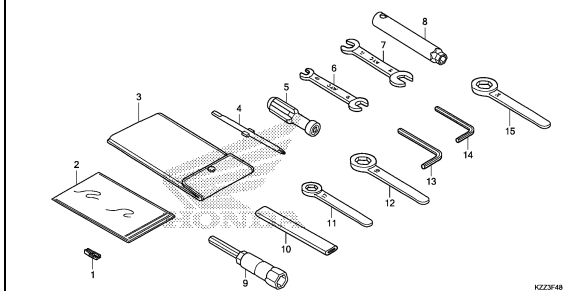
H13



F-48

TOOLS

H15



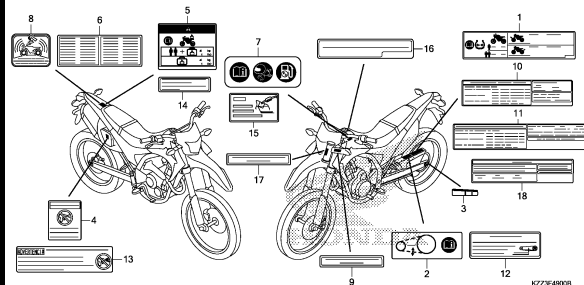
FRAME GROUP

C13

F-49

CAUTION LABEL

H16

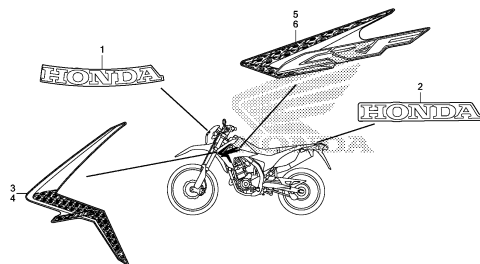


KZZ3F49000

F-50

MARK/STRIPE(CRF250L)

1 2

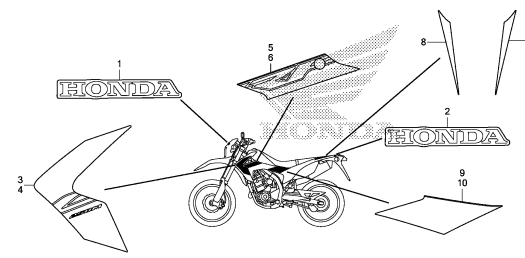


KZZ3F5000

F-50-1

MARK/STRIPE(CRF250M)

1 3



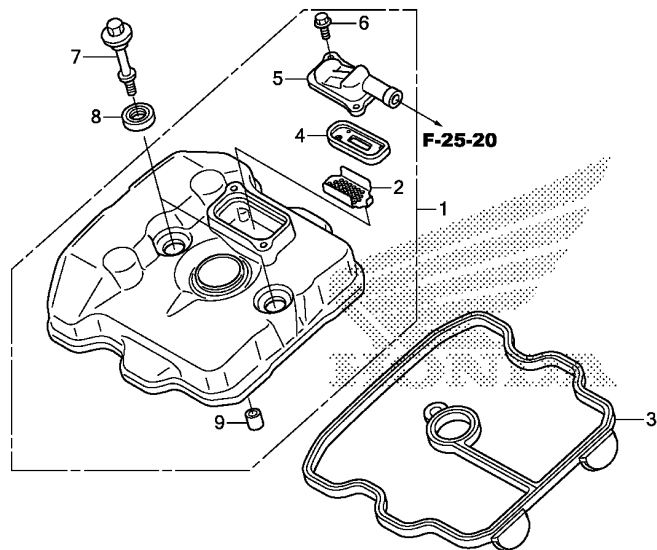
KZZ3F5001

3

E-1

CYLINDER HEAD COVER

D 1

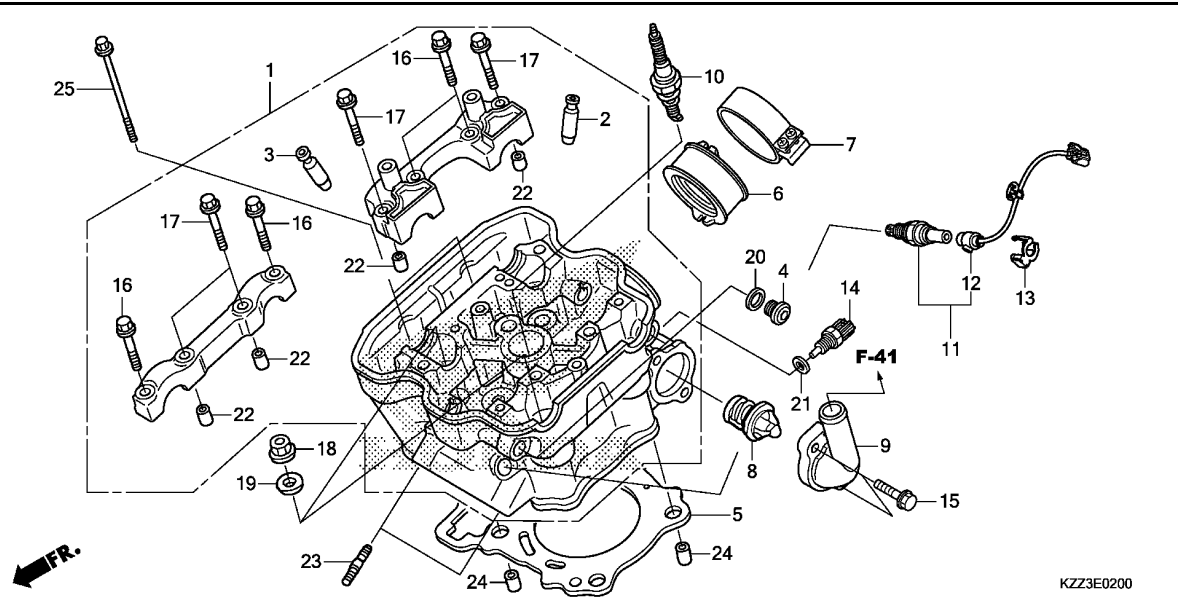


KZZ3E0100

Ref. No.	L.O.N.	(Relative ref. Number) Description	F.R.T.
1	1111C4	COVER, CYLINDER HEAD	0.5
3	1111D2	GASKET, CYLINDER HEAD COVER ..	0.5
4		(2)	
	314125	VALVE, PAIR CHECK	0.1

Ref. No.	Part No.	Description	Reqd. QTY			Serial No.	Parts catalogue code
			CRF 250L D	CRF 250L E	CRF 250M E		
1	12300-KZZ-900	COVER ASSY., CYLINDER HEAD ..	1	1	1		
2	12341-MAT-750	PLATE, PORT(AI)	1	1	1		
3	12391-KYJ-901	GASKET COMP., CYLINDER HEAD COVER	1	1	1		
4	18601-KEA-741	VALVE COMP., REED(ARAI)	1	1	1		
5	18612-KYJ-900	COVER, REED VALVE	1	1	1		
6	90002-KGH-900	BOLT, FLANGE, 5X14	2	2	2		
7	90018-KYJ-900	BOLT, HEAD COVER	2	2	2		
8	90543-MV9-670	RUBBER, MOUNTING	2	2	2		
9	94301-10160	DOWEL PIN, 10X16	1	1	1		

2



Ref. No.	L.O.N.	(Relative ref. Number) Description	F.R.T.
1	111106	HEAD, CYLINDERINCLUDES: Engine removal and installation .INCLUDES: Valve adjust and reface	4.3
2	1111L9	GUIDE, INTAKE VALVE(ONE)INCLUDES: Engine removal and installation .INCLUDES: Reaming .INCLUDES: Valve adjust and reface	3.9
	1111L9A	.Replace all intake valve guide add	0.3
3	1111M0	GUIDE, EXHAUST VALVE(ONE)INCLUDES: Engine removal and installation .INCLUDES: Reaming .INCLUDES: Valve adjust and reface	3.9
	1111MOA	.Replace all exhaust valve guide add	0.3
	1111M9	GUIDE, VALVE :FOR 1 VEHICLE .. .INCLUDES: Engine removal and installation .INCLUDES: Reaming	4.8

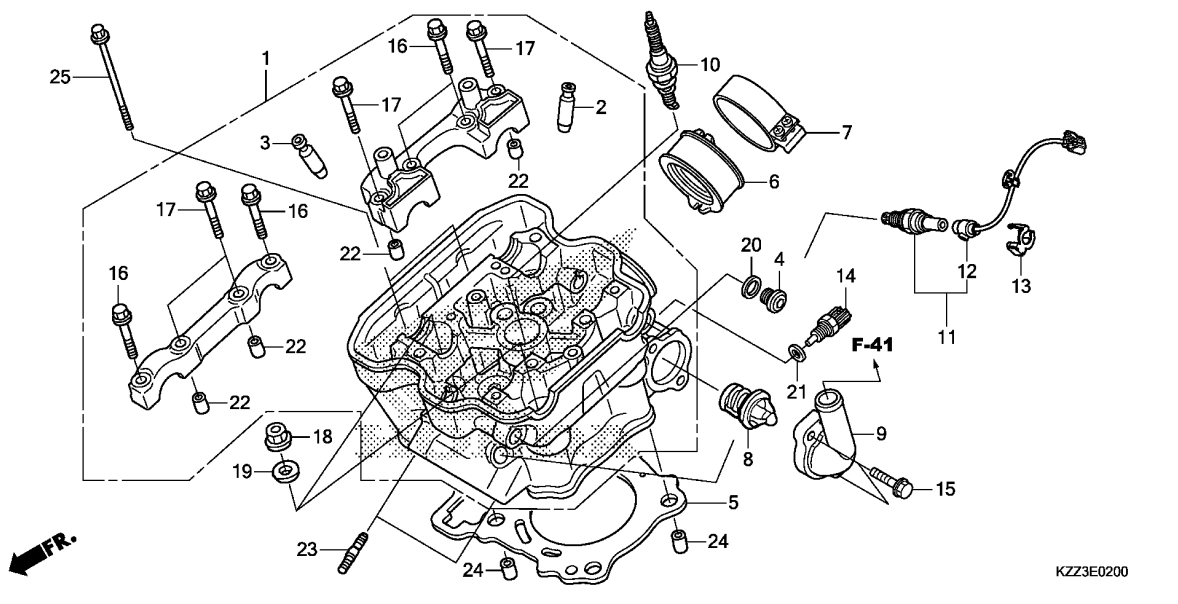
Ref. No.	Part No.	Description	Reqd. QTY			Serial No.	Parts catalogue code
			CRF 250L D	CRF 250L E	CRF 250M E		
1	12010-KZZ-921	HEAD ASSY., CYLINDER	1	1	1		
2	12204-KYJ-305	GUIDE, IN. VALVE(O.S.)	2	2	2		
3	12205-KYJ-305	GUIDE, EX. VALVE(O.S.)	2	2	2		
4	12207-KYJ-900	BOLT, SEALING, 12MM	2	2	2		
5	12251-KYJ-901	GASKET, CYLINDER HEAD	1	1	1		
6	16211-KZZ-900	INSULATOR, THROTTLE BODY	1	1	1		
7	16217-KYJ-900	BAND, INSULATOR	1	1	1		
8	19300-KGF-911	THERMOSTAT	1	1	1		
9	19321-KZZ-900	COVER, THERMOSTAT	1	1	1		
10	31916-MEH-003	PLUG, SPARK(SIMR8A9)(NGK) ...	1	1	1		
11	36532-KZZ-901	SENSOR, OXYGEN	1	1	1		
12	36533-KZZ-900	CORD COMP., OXYGEN SENSOR ...	1	1	1		
13	36538-KPP-T00	COVER, O2 SENSOR	1	1	1		
14	37870-KRJ-901	SENSOR ASSY., WATER TEMP ...	1	1	1		
15	90011-KYJ-900	BOLT, FLANGE, 6X22(NSHF)	2	2	2		
16	90017-KYJ-900	BOLT, FLANGE, 6X32	4	4	4		
17	90019-KYJ-900	BOLT, FLANGE, 6X39.5	4	4	4		
18	90204-634-000	NUT, FLANGE, 10MM	4	4	4		
19	90410-GCC-000	WASHER, 10MM	4	4	4		
20	90418-KYJ-900	WASHER, 12.2X17X1.5	2	2	2		
21	90454-MC7-000	WASHER, SPECIAL, 12MM	1	1	1		
22	91105-KSP-910	DOWEL PIN, 8X14	4	4	4		
	94301-08140	4	4	4		
23	92900-08022-3E	BOLT, STUD, 8X22	2	2	2		
24	94301-12160	PIN A, DOWEL, 12X16	2	2	2		
25	95701-06120-00	BOLT, FLANGE, 6X120	2	2	2		



E-2

CYLINDER HEAD

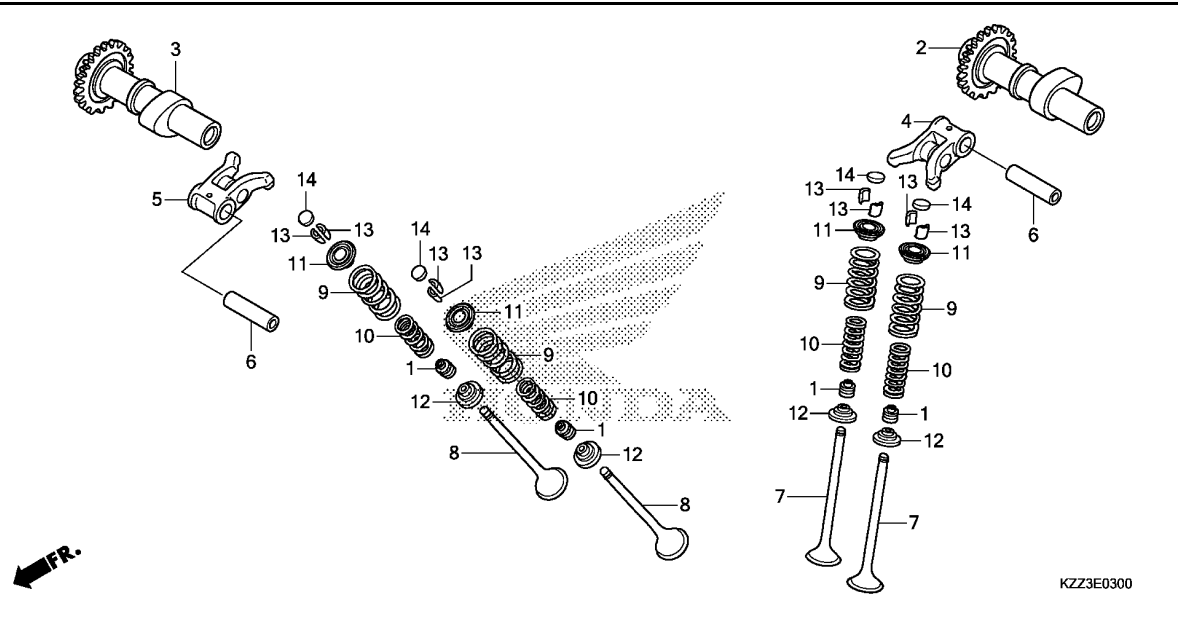
D 3



Ref. No.	L.O.N.	(Relative ref. Number) Description	F.R.T.
+ 3		.INCLUDES: Valve adjust and reface	
5	111115	GASKET, CYLINDER HEAD	3.0
		.INCLUDES: Engine removal and installation	
6	311131	INSULATOR, THROTTLE BODY/ CARBURETOR	0.7
8	114116	THERMOSTAT	0.4
9	1141B3	COVER, THERMOSTAT	0.3
10	614130	PLUG, SPARK	0.1
11	617121	SENSOR, OXYGEN	0.2
12	6111P8	SUB CORD, OXYGEN SENSOR	0.1
14	6171A9	SENSOR, WATER TEMP	0.4

KZZ3E0200

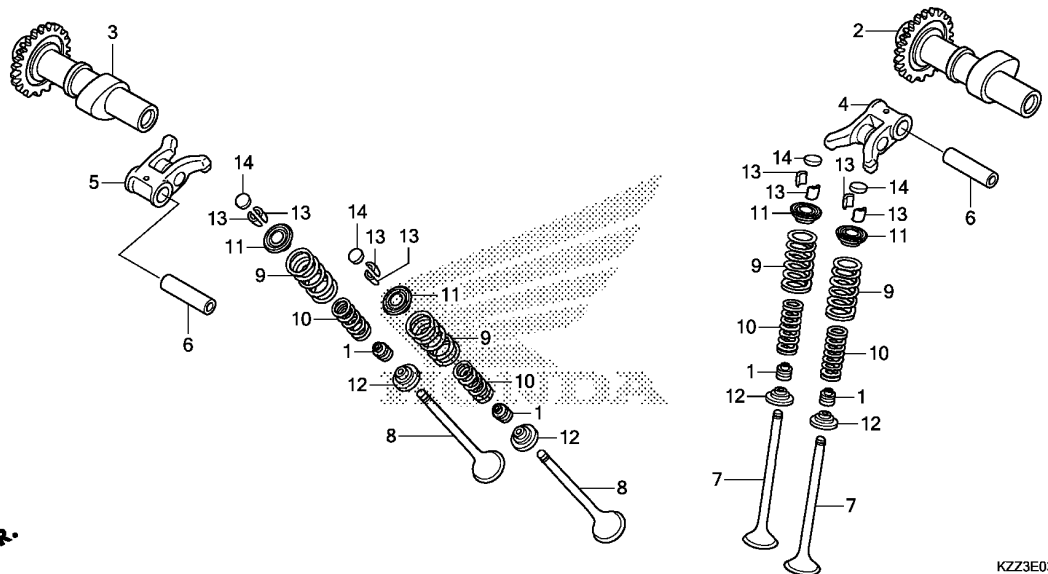
2



Ref. No.	L.O.N.	(Relative ref. Number) Description	F.R.T.
2	1111E5	CAMSHAFT :INTAKEINCLUDES: Valve clearance adjustment	1.1
3	1111E6	CAMSHAFT :EXHAUSTINCLUDES: Valve clearance adjustment	1.1
	1111T4	CAMSHAFT :FOR 1 VEHICLEINCLUDES: Valve clearance adjustment	1.3
4	1111K8	ARM, INTAKE VALVE ROCKER(ONE) .INCLUDES: Valve adjustment	0.7
5	1111K9	ARM, EXHAUST VALVE ROCKER(ONE) .INCLUDES: Valve adjustment	0.7
	1111L8	ARM, VALVE ROCKER :FOR 1 VEHICLEINCLUDES: Valve adjustment	0.9
7	1111N0	VALVE, INTAKE(ONE)INCLUDES: Engine removal and installation .INCLUDES: Refacing	3.4
	1111NOA	.Replace all intake valve add	0.2
8	1111N1	VALVE, EXHAUST(ONE)INCLUDES: Engine removal and installation .INCLUDES: Refacing	3.4

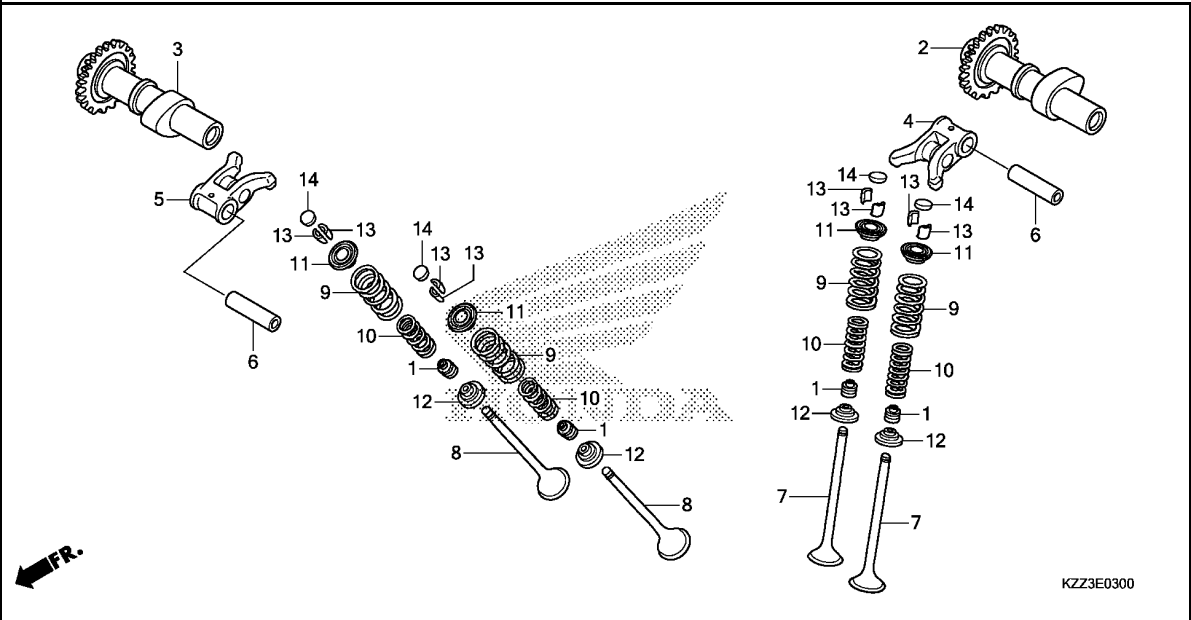
Ref. No.	Part No.	Description	Reqd. QTY			Serial No.	Parts catalogue code
			CRF 250L D	CRF 250L E	CRF 250M E		
1	12209-MLO-722	SEAL, VALVE STEM(ARAI)	4	4	4		
2	14110-KYJ-900	CAMSHAFT COMP., IN.(34T)	1	1	1		
3	14210-KYJ-900	CAMSHAFT COMP., EX.(34T)	1	1	1		
4	14430-KYJ-900	ARM COMP., IN. VALVE ROCKER -	1	1	1		
5	14440-KYJ-900	ARM COMP., EX. VALVE ROCKER -	1	1	1		
6	14451-KYJ-900	SHAFT, ROCKER ARM	2	2	2		
7	14711-KYJ-900	VALVE, IN.	2	2	2		
8	14721-KYJ-900	VALVE, EX.	2	2	2		
9	14751-KYJ-900	SPRING, VALVE OUTER	4	4	4		
10	14761-KYJ-900	SPRING, VALVE INNER	4	4	4		
11	14771-MFL-000	RETAINER, VALVE SPRING	4	4	4		
12	14775-KYJ-900	SEAT, VALVE SPRING	4	4	4		
13	14781-MLO-720	COTTER, VALVE	8	8	8		
14	14901-KT7-013	SHIM, TAPPET(1.200)	4	4	4		
	14902-KT7-013	SHIM, TAPPET(1.225)	4	4	4		
	14903-KT7-013	SHIM, TAPPET(1.250)	4	4	4		
	14904-KT7-013	SHIM, TAPPET(1.275)	4	4	4		
	14905-KT7-013	SHIM, TAPPET(1.300)	4	4	4		
	14906-KT7-013	SHIM, TAPPET(1.325)	4	4	4		
	14907-KT7-013	SHIM, TAPPET(1.350)	4	4	4		
	14908-KT7-013	SHIM, TAPPET(1.375)	4	4	4		
	14909-KT7-013	SHIM, TAPPET(1.400)	4	4	4		
	14910-KT7-013	SHIM, TAPPET(1.425)	4	4	4		
	14911-KT7-013	SHIM, TAPPET(1.450)	4	4	4		
	14912-KT7-013	SHIM, TAPPET(1.475)	4	4	4		
	14913-KT7-013	SHIM, TAPPET(1.500)	4	4	4		
	14914-KT7-013	SHIM, TAPPET(1.525)	4	4	4		





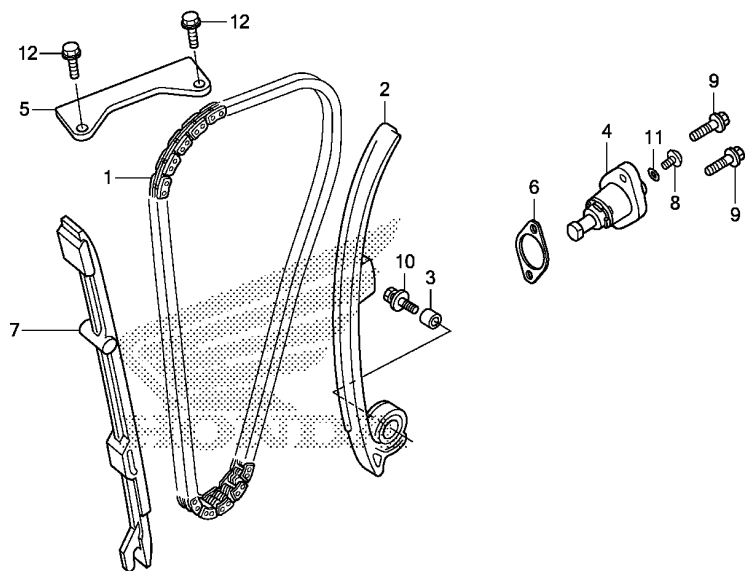
Ref. No.	L.O.N.	(Relative ref. Number) Description	F.R.T.
+ 8	1111N1A	.Replace all exhaust valve add	0.2
	1111P0	VALVE :FOR 1 VEHICLEINCLUDES: Engine removal and installation .INCLUDES: Refacing (1,10,11,12,13)	4.0
9	1111P2	INTAKE VALVE SPRING AND/OR STEM SEAL(ONE)INCLUDES: Engine removal and installation	3.2
	1111P2A	.Replace all intake spring add	0.1
	1111P3	EXHAUST VALVE SPRING AND/OR STEM SEAL(ONE)INCLUDES: Engine removal and installation	3.2
	1111P3A	.Replace all exhaust spring add	0.1
	1111Q2	VALVE SPRING AND/OR STEM SEAL :FOR 1 VEHICLEINCLUDES: Engine removal and installation	3.5

Ref. No.	Part No.	Description	Reqd. QTY			Serial No.	Parts catalogue code
			CRF 250L D	CRF 250L E	CRF 250M E		
14)	14915-KT7-013	SHIM, TAPPET(1.550)	4	4	4		
	14916-KT7-013	SHIM, TAPPET(1.575)	4	4	4		
	14917-KT7-013	SHIM, TAPPET(1.600)	4	4	4		
	14918-KT7-013	SHIM, TAPPET(1.625)	4	4	4		
	14919-KT7-013	SHIM, TAPPET(1.650)	4	4	4		
	14920-KT7-013	SHIM, TAPPET(1.675)	4	4	4		
	14921-KT7-013	SHIM, TAPPET(1.700)	4	4	4		
	14922-KT7-013	SHIM, TAPPET(1.725)	4	4	4		
	14923-KT7-013	SHIM, TAPPET(1.750)	4	4	4		
	14924-KT7-013	SHIM, TAPPET(1.775)	4	4	4		
	14925-KT7-013	SHIM, TAPPET(1.800)	4	4	4		
	14926-KT7-013	SHIM, TAPPET(1.825)	4	4	4		
	14927-KT7-013	SHIM, TAPPET(1.850)	4	4	4		
	14928-KT7-013	SHIM, TAPPET(1.875)	4	4	4		
	14929-KT7-013	SHIM, TAPPET(1.900)	4	4	4		
	14930-KT7-013	SHIM, TAPPET(1.925)	4	4	4		
	14931-KT7-013	SHIM, TAPPET(1.950)	4	4	4		
	14932-KT7-013	SHIM, TAPPET(1.975)	4	4	4		
	14933-KT7-013	SHIM, TAPPET(2.000)	4	4	4		
	14934-KT7-013	SHIM, TAPPET(2.025)	4	4	4		
	14935-KT7-013	SHIM, TAPPET(2.050)	4	4	4		
	14936-KT7-013	SHIM, TAPPET(2.075)	4	4	4		
	14937-KT7-013	SHIM, TAPPET(2.100)	4	4	4		
	14938-KT7-013	SHIM, TAPPET(2.125)	4	4	4		
	14939-KT7-013	SHIM, TAPPET(2.150)	4	4	4		
	14940-KT7-013	SHIM, TAPPET(2.175)	4	4	4		
	14941-KT7-013	SHIM, TAPPET(2.200)	4	4	4		
	14942-KT7-013	SHIM, TAPPET(2.225)	4	4	4		
	14943-KT7-013	SHIM, TAPPET(2.250)	4	4	4		



Ref. No.	Part No.	Description	Reqd. QTY			Serial No.	Parts catalogue code
			CRF 250L D	CRF 250L E	CRF 250M E		
14)	14944-KT7-013	SHIM, TAPPET(2.275)	4	4	4		
	14945-KT7-013	SHIM, TAPPET(2.300)	4	4	4		
	14946-KT7-013	SHIM, TAPPET(2.325)	4	4	4		
	14947-KT7-013	SHIM, TAPPET(2.350)	4	4	4		
	14948-KT7-013	SHIM, TAPPET(2.375)	4	4	4		
	14949-KT7-013	SHIM, TAPPET(2.400)	4	4	4		
	14950-KT7-013	SHIM, TAPPET(2.425)	4	4	4		
	14951-KT7-013	SHIM, TAPPET(2.450)	4	4	4		
	14952-KT7-013	SHIM, TAPPET(2.475)	4	4	4		
	14953-KT7-013	SHIM, TAPPET(2.500)	4	4	4		
	14954-KT7-013	SHIM, TAPPET(2.525)	4	4	4		
	14955-KT7-013	SHIM, TAPPET(2.550)	4	4	4		
	14956-KT7-013	SHIM, TAPPET(2.575)	4	4	4		
	14957-KT7-013	SHIM, TAPPET(2.600)	4	4	4		
	14958-KT7-013	SHIM, TAPPET(2.625)	4	4	4		
	14959-KT7-013	SHIM, TAPPET(2.650)	4	4	4		
	14960-KT7-013	SHIM, TAPPET(2.675)	4	4	4		
	14961-KT7-013	SHIM, TAPPET(2.700)	4	4	4		
	14962-KT7-013	SHIM, TAPPET(2.725)	4	4	4		
	14963-KT7-013	SHIM, TAPPET(2.750)	4	4	4		
	14964-KT7-013	SHIM, TAPPET(2.775)	4	4	4		
	14965-KT7-013	SHIM, TAPPET(2.800)	4	4	4		
	14966-KT7-013	SHIM, TAPPET(2.825)	4	4	4		
	14967-KT7-013	SHIM, TAPPET(2.850)	4	4	4		
	14968-KT7-013	SHIM, TAPPET(2.875)	4	4	4		
	14969-KT7-013	SHIM, TAPPET(2.900)	4	4	4		





KZZ3E0400

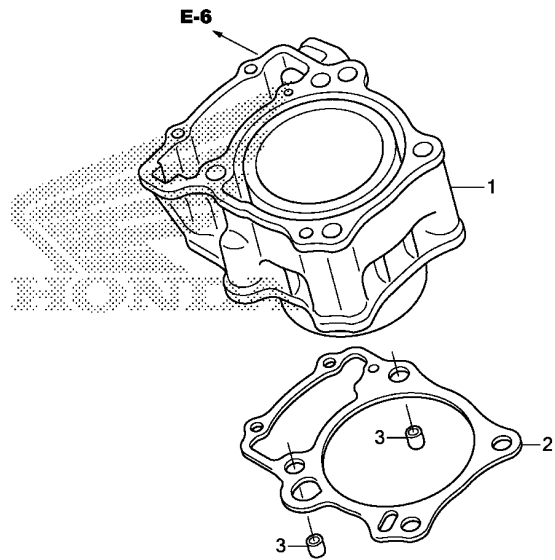
Ref. No.	L.O.N.	(Relative ref. Number) Description	F.R.T.
1	110140	CHAIN, CAMINCLUDES: Engine removal and installation	3.7
2	111130	TENSIONER, CAM CHAININCLUDES: Engine removal and installation	3.5
4	111133	LIFTER, TENSIONER (6)	0.2
5	1111G9	GUIDE B, CAM CHAIN	0.5
7	111139	GUIDE, CAM CHAININCLUDES: Engine removal and installation	3.0

Ref. No.	Part No.	Description	Reqd. QTY			Serial No.	Parts catalogue code
			CRF 250L D	CRF 250L E	CRF 250M E		
1	14401-KYJ-901	CHAIN, CAM(128L)(DAIDO)	1	1	1		
2	14510-KYJ-900	TENSIONER COMP., CAM CHAIN ..	1	1	1		
3	14517-KYJ-900	COLLAR, TENSIONER	1	1	1		
4	14520-KZZ-901	LIFTER ASSY., TENSIONER	1	1	1		
5	14546-KYJ-900	GUIDE B, CAM CHAIN	1	1	1		
6	14560-KGH-900	GASKET, TENSIONER LIFTER	1	1	1		
7	14611-KYJ-900	GUIDE A, CAM CHAIN	1	1	1		
8	90005-KYJ-900	SCREW, PAN, 6X6	1	1	1		
9	90011-KYJ-900	BOLT, FLANGE, 6X22(NSHF)	2	2	2		
10	90022-KYJ-900	BOLT-WASHER, 6X25	1	1	1		
11	91306-MG3-000	O-RING, 1.5X9.5	1	1	1		
12	95701-06014-00	BOLT, FLANGE, 6X14	2	2	2		

E-5

CYLINDER

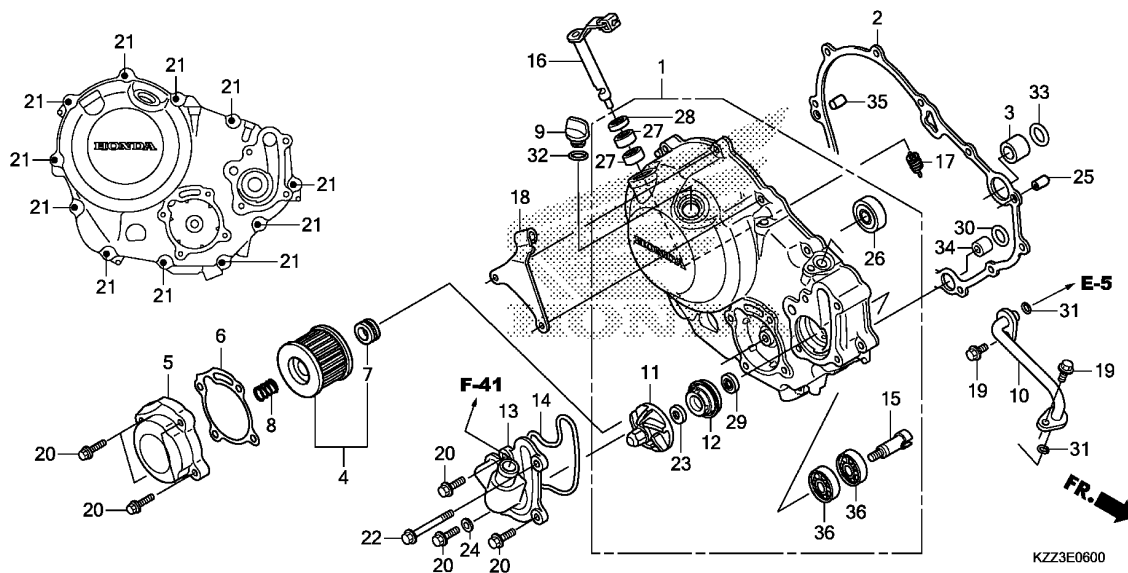
D 8



Ref. No.	L.O.N.	(Relative ref. Number) Description	F.R.T.
1	1111A5	CYLINDERINCLUDES: Engine removal and installation	3.4
2	111102	GASKET, CYLINDERINCLUDES: Engine removal and installation	3.3

Ref. No.	Part No.	Description	Reqd. QTY			Serial No.	Parts catalogue code
			CRF 250L D	CRF 250L E	CRF 250M E		
1	12100-KZZ-900	CYLINDER COMP.	1	1	1		
2	12191-KYJ-900	GASKET, CYLINDER	1	1	1		
3	94301-12160	PIN A, DOWEL, 12X16	2	2	2		

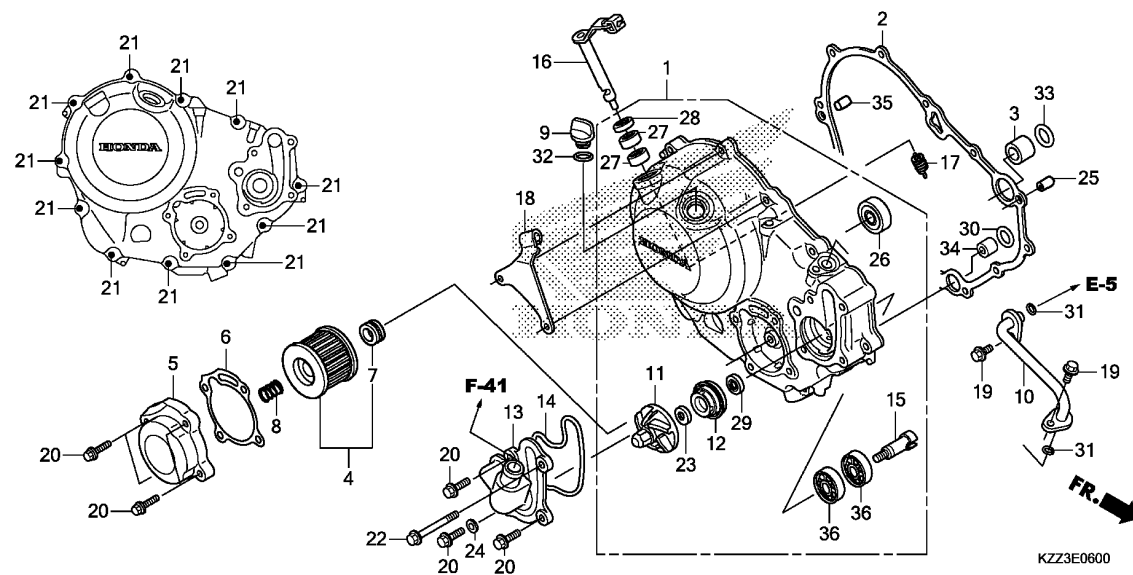
2



Ref. No.	L.O.N.	(Relative ref. Number) Description	F.R.T.
1	110159	COVER, CRANKCASE :RIGHT (30,33)	0.9
2	110158	GASKET, CRANKCASE COVER :RIGHT (6,7,8)	0.8
4	113127	ELEMENT, OIL FILTER (31)	0.3
10	114125	PIPE, WATER CONNECTING	0.3
11	114105	IMPELLER, WATER PUMP (29)	0.9
12	114110	MECHANICAL SEAL, WATER PUMP (14)	1.2
13	1141B0	COVER, WATER PUMP	0.3
15	1141E7	SHAFT, WATER PUMP	0.9
16	2121A7	LEVER, CLUTCH	0.9
26	1101V8	BEARING, CRANKSHAFT :CRANKCASE COVER SIDE	1.0
36	114144	BEARING, WATER PUMP	1.2

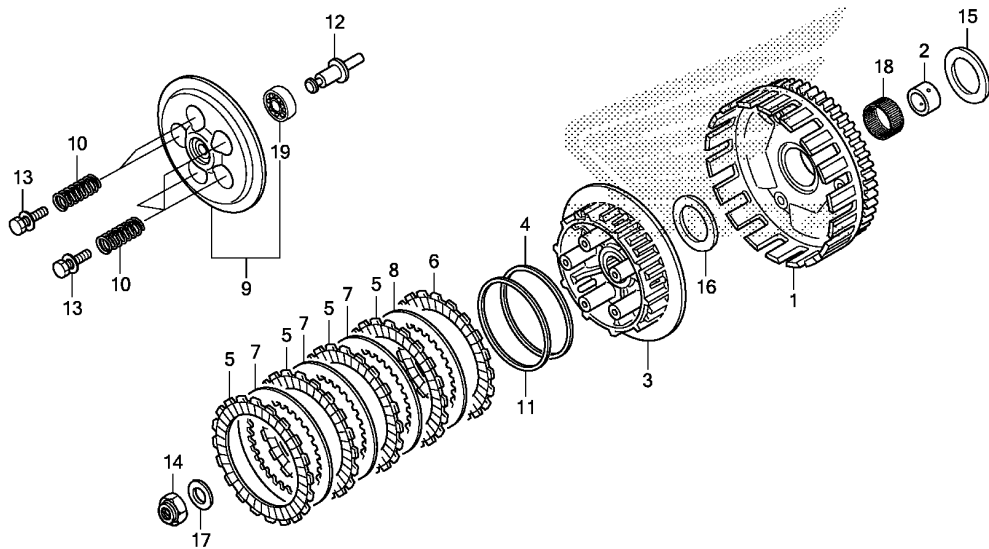
.NOTE: Same time for two units

Ref. No.	Part No.	Description	Reqd. QTY			Serial No.	Parts catalogue code
			CRF 250L D	CRF 250L E	CRF 250M E		
1	11300-KZZ-900	COVER ASSY., R. CRANKCASE	1	1	1		
2	11394-KYJ-900	GASKET, R. CRANKCASE COVER	1	1	1		
3	15326-KT7-000	COLLAR, OIL PATH, 18MM	1	1	1		
4	15410-KYJ-901	ELEMENT, OIL FILTER	1	1	1		
5	15411-KZZ-900	COVER, OIL FILTER	1	1	1		
6	15412-KYJ-901	GASKET, OIL FILTER COVER	1	1	1		
7	15413-MC8-000	RUBBER, FILTER	1	1	1		
8	15414-KF0-000	SPRING, OIL FILTER ELEMENT SETTING	1	1	1		
9	15611-KA4-710	CAP, OIL FILLER	1	1	1		
10	19120-KZZ-900	PIPE COMP., WATER	1	1	1		
11	19215-KGH-900	IMPELLER, WATER PUMP	1	1	1		
12	19217-P72-013	SEAL, MECHANICAL	1	1	1		
13	19220-KZZ-900	COVER COMP., WATER PUMP	1	1	1		
14	19226-KYJ-901	GASKET, WATER PUMP COVER	1	1	1		
15	19241-KYJ-900	SHAFT, WATER PUMP	1	1	1		
16	22810-KZZ-900	LEVER COMP., CLUTCH	1	1	1		
17	22815-KM7-700	SPRING, CLUTCH LEVER	1	1	1		
18	22821-KZZ-900	RECEIVER, CLUTCH CABLE	1	1	1		
19	90010-KYJ-900	BOLT, FLANGE, 6X16(NSHF)	2	2	2		
20	90012-KYJ-900	BOLT, FLANGE, 6X25(NSHF)	7	7	7		
21	90013-KYJ-900	BOLT, FLANGE, 6X30(NSHF)	11	11	11		
22	90015-KYJ-900	BOLT, FLANGE, 6X60(NSHF)	1	1	1		
23	90423-KW6-900	WASHER, 7X13X1.2	1	1	1		
24	90463-ML7-000	WASHER, SEALING, 6.5MM	1	1	1		



Ref. No.	Part No.	Description	Reqd. QTY			Serial No.	Parts catalogue code
			CRF 250L D	CRF 250L E	CRF 250M E		
25	90702-KFM-900	DOWEL PIN, 8X12	1	1	1		
26	91009-KYJ-901	BEARING, RADIAL BALL, 6001U .	1	1	1		
27	91053-719-005	BEARING, NEEDLE, 12X16X10 (NTN)	2	2	2		
28	91204-KK0-003	OIL SEAL, 12X18X5 (ARAI)	1	1	1		
29	91205-KF0-003	OIL SEAL, 12X20X5 (ARAI)	1	1	1		
30	91301-KYJ-901	O-RING, 11.8X1.9	1	1	1		
31	91302-KYJ-901	O-RING, 9.8X2.4	2	2	2		
32	91307-035-000	O-RING, 18X3	1	1	1		
33	91322-PT0-004	O-RING, 17.8X1.9 (ARAI)	1	1	1		
34	94301-12160	PIN A, DOWEL, 12X16	1	1	1		
35	94302-08140	PIN B, DOWEL, 8X14	1	1	1		
36	96100-60013-00	BEARING, RADIAL BALL, 6001 ..	2	2	2		





Ref. No.	L.O.N.	(Relative ref. Number) Description	F.R.T.
1		(18)	
1	2121A0	OUTER, CLUTCH	1.2
3	212112	CENTER, CLUTCH	1.2
5		(4,6,7,8,11)	
5	2121A1	DISC, CLUTCH FRICTION	1.0
		.NOTE: Same time for two units or more	
9		(19)	
9	2121A3	PLATE, CLUTCH PRESSURE	0.9
10	212107	SPRING, CLUTCH	0.9
		.NOTE: Same time for two units or more	
12	2121B6	ROD, CLUTCH LIFTER	0.9

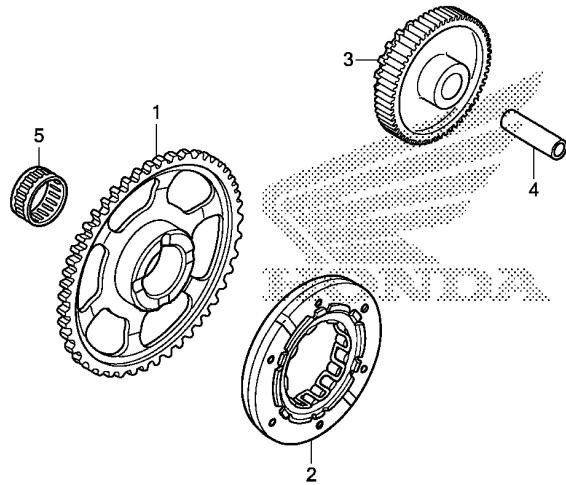
KZZ3E0800

Ref. No.	Part No.	Description	Reqd. QTY			Serial No.	Parts catalogue code
			CRF 250L D	CRF 250L E	CRF 250M E		
1	22100-KZZ-901	OUTER COMP., CLUTCH(73T)	1	1	1		
2	22116-KYJ-900	GUIDE, CLUTCH OUTER	1	1	1		
3	22121-KZZ-901	CENTER, CLUTCH	1	1	1		
4	22125-KZZ-901	SEAT, JUDDER SPRING	1	1	1		
5	22201-KYJ-902	DISK, CLUTCH FRICTION	4	4	4		
6	22202-KZZ-901	DISK B, CLUTCH FRICTION	1	1	1		
7	22321-KYJ-902	PLATE, CLUTCH	3	3	3		
8	22322-KZZ-901	PLATE B, CLUTCH	1	1	1		
9	22350-KYJ-902	PLATE COMP., CLUTCH PRESSURE	1	1	1		
10	22401-KYJ-902	SPRING, CLUTCH	5	5	5		
11	22402-KZZ-902	SPRING, JUDDER	1	1	1		
12	22847-KZZ-900	PIN, CLUTCH LIFTER	1	1	1		
13	90050-KYJ-902	BOLT, 6X1.0	5	5	5		
14	90201-KYJ-900	NUT, SPECIAL, 16MM	1	1	1		
15	90404-KVK-900	WASHER, 20X40X2	1	1	1		
16	90404-KYJ-902	WASHER, 20X40X2	1	1	1		
17	90434-KPS-900	WASHER, 16MM	1	1	1		
18	91012-KYJ-901	BEARING, NEEDLE, 28X33X16.8	1	1	1		
19	96100-60010-00	BEARING, RADIAL BALL, 6001 ..	1	1	1		

E-9

STARTING CLUTCH

D12



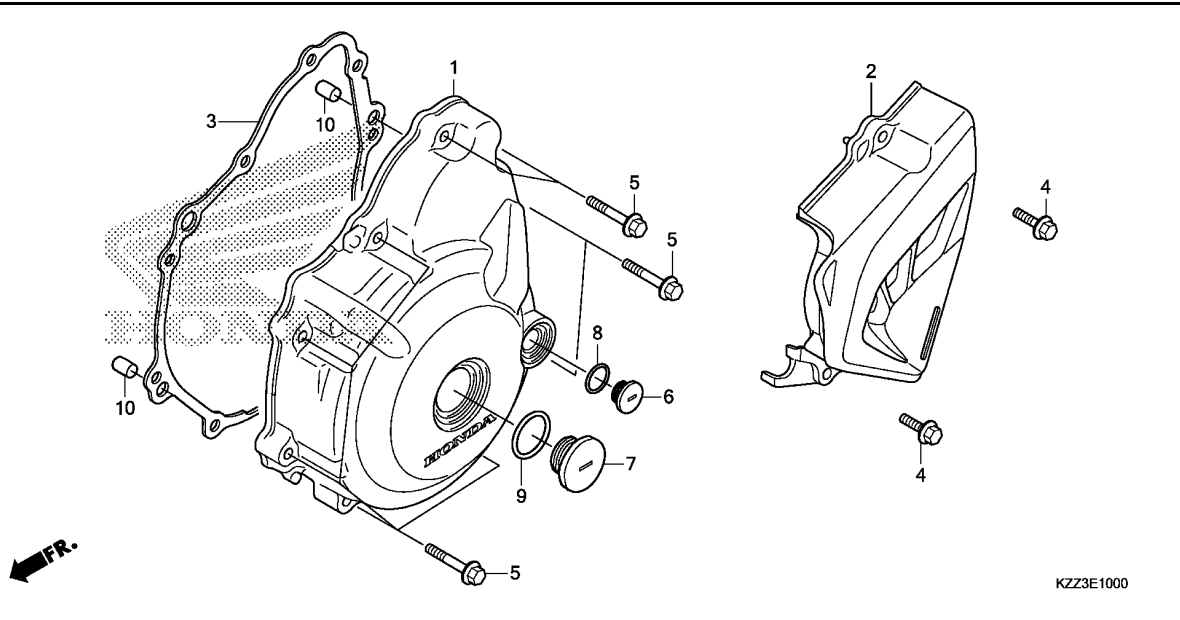
FR.

KZZ3E0900

Ref. No.	L.O.N.	(Relative ref. Number) Description	F.R.T.
1		(5)	
612120		GEAR, STARTER DRIVEN	0.6
612131		OUTER, STARTING CLUTCH	0.7
612125		GEAR, STARTER REDUCTION	0.4

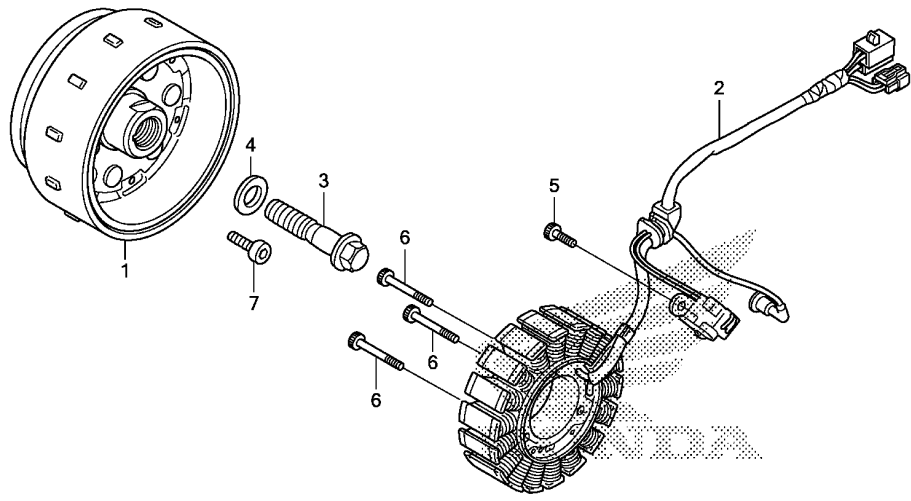
Ref. No.	Part No.	Description	Reqd. QTY			Serial No.	Parts catalogue code
			CRF 250L D	CRF 250L E	CRF 250M E		
1	28110-KYJ-900	GEAR COMP., STARTER DRIVEN (68T)	1	1	1		
2	28125-KYJ-901	OUTER COMP., STARTING CLUTCH	1	1	1		
3	28130-KYJ-900	GEAR, STARTER REDUCTION (17T/60T)	1	1	1		
4	28132-MK5-000	SHAFT C, IDLE GEAR	1	1	1		
5	91107-KYJ-902	BEARING, NEEDLE, 29X34X24 ...	1	1	1		

2



Ref. No.	L.O.N.	(Relative ref. Number) Description	F.R.T.
1	1101A6	COVER, CRANKCASE :LEFT	0.5
2	1101B0	COVER, CRANKCASE :LEFT REAR ..	0.1
3	1101A3	GASKET, CRANKCASE COVER :LEFT	0.4

Ref. No.	Part No.	Description	Reqd. QTY			Serial No.	Parts catalogue code
			CRF 250L D	CRF 250L E	CRF 250M E		
1	11341-KZZ-900	COVER, L. CRANKCASE	1	1	1		
2	11360-KZZ-900	COVER COMP., L. RR.	1	1	1		
3	11395-KYJ-900	GASKET, L. CRANKCASE COVER ..	1	1	1		
4	90012-KYJ-900	BOLT, FLANGE, 6X25(NSHF)	2	2	2		
5	90013-KYJ-900	BOLT, FLANGE, 6X30(NSHF)	9	9	9		
6	90084-KPP-860	CAP, A.C. GENERATOR	1	1	1		
7	90087-KPP-860	CAP, 30MM	1	1	1		
8	91303-377-000	O-RING, 13.8X2.5	1	1	1		
9	91356-KWV-000	O-RING, 30MM	1	1	1		
10	94302-08140	PIN B, DOWEL, 8X14	2	2	2		

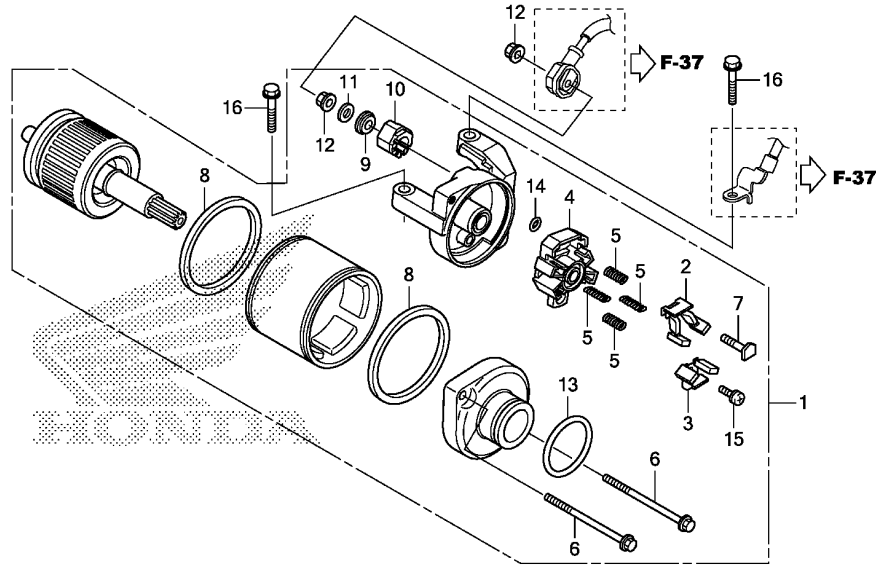


KZZ3E1100

Ref. No.	L.O.N.	(Relative ref. Number) Description	F.R.T.
1	613105	ROTOR OR FLYWHEEL	0.7
2	6131A3	STATOR	0.7

Ref. No.	Part No.	Description	Reqd. QTY			Serial No.	Parts catalogue code
			CRF 250L D	CRF 250L E	CRF 250M E		
1	31110-KYJ-901	FLYWHEEL COMP. (DENSO)	1	1	1		
2	31120-KZZ-901	STATOR COMP. (DENSO)	1	1	1		
3	90023-KYJ-900	BOLT, FLANGE, 12X50	1	1	1		
4	90401-KCY-670	WASHER, 12.5X30X5	1	1	1		
5	96600-06016-00	BOLT, SOCKET, 6X16	2	2	2		
6	96600-06035-00	BOLT, SOCKET, 6X35	3	3	3		
7	96600-08020-10	BOLT, SOCKET, 8X20	6	6	6		

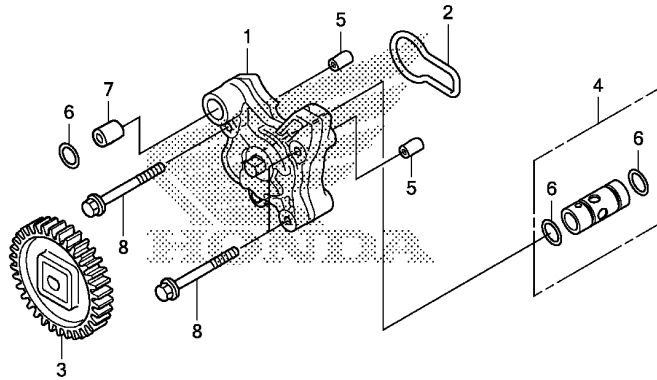




KZZ3E1300

Ref. No.	L.O.N.	(Relative ref. Number) Description	F.R.T.
1		(13) MOTOR, STARTING	0.5
2		(3,4,5,8) TERMINAL, BRUSH(STARTER)	0.6
.NOTE: Same time for two units			

Ref. No.	Part No.	Description	Reqd. QTY			Serial No.	Parts catalogue code
			CRF 250L D	CRF 250L E	CRF 250M E		
1	31200-KZZ-901	MOTOR ASSY., STARTER(MITSUBA)	1	1	1		
2	31201-MEW-921	BRUSH SET A, CARBON	1	1	1		
3	31202-MEW-921	BRUSH SET B, CARBON	1	1	1		
4	31203-MEW-921	HOLDER, BRUSH	1	1	1		
5	31204-MEW-921	SPRING, CARBON BRUSH	4	4	4		
6	31205-HP5-601	BOLT, SETTING	2	2	2		
7	31206-MEW-921	BOLT, TERMINAL	1	1	1		
8	31207-HP5-601	RING	2	2	2		
9	31208-MEW-921	INSULATOR	1	1	1		
10	31209-MEW-921	STOPPER, TERMINAL	1	1	1		
11	31210-MEW-921	WASHER	1	1	1		
12	90071-MB0-000	NUT-WASHER, 6MM	2	2	2		
13	91309-425-003	O-RING, 24.4X3.1(ARAI)	1	1	1		
14	91320-MB0-000	O-RING, 4X2	1	1	1		
15	93892-05012-08	SCREW-WASHER, 5X12	1	1	1		
16	95701-06025-00	BOLT, FLANGE, 6X25	2	2	2		

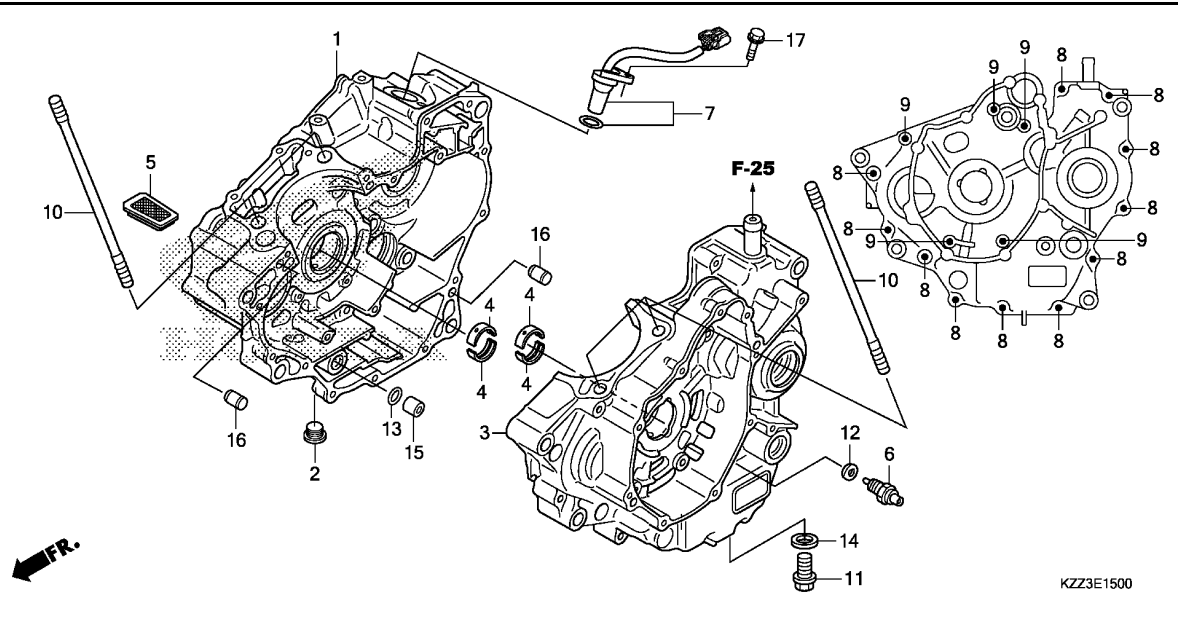


KZZ3E1400

Ref. No.	L.O.N.	(Relative ref. Number) Description	F.R.T.
1		(2)	
113105		PUMP ASSY., OIL	1.0
3		(6)	
1131A2		SPROCKET, OIL PUMP DRIVE	0.8
4		(6)	
113126		VALVE, RELIEF	1.0

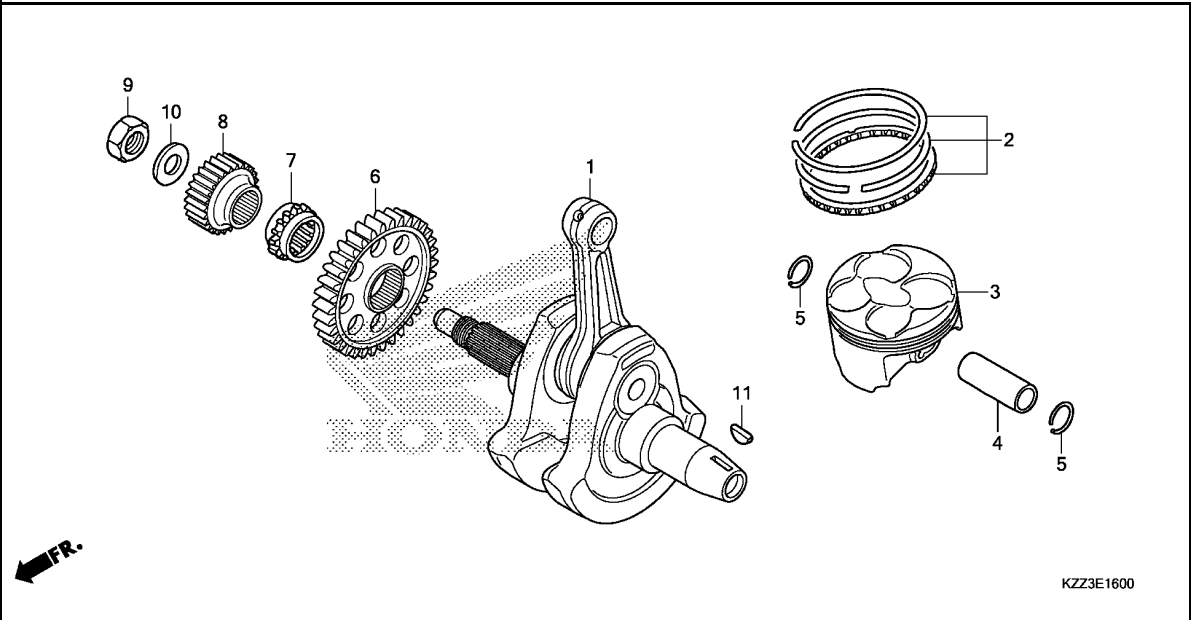
Ref. No.	Part No.	Description	Reqd. QTY			Serial No.	Parts catalogue code
			CRF 250L D	CRF 250L E	CRF 250M E		
1	15100-KYJ-900	PUMP ASSY., OIL	1	1	1		
2	15119-KYJ-901	GASKET, OIL PUMP	1	1	1		
3	15130-KYJ-900	GEAR COMP., OIL PUMP(32T)	1	1	1		
4	15220-KYJ-900	VALVE ASSY., RELIEF	1	1	1		
5	90702-KFM-900	DOWEL PIN, 8X12	2	2	2		
6	91301-KYJ-901	O-RING, 11.8X1.9	3	3	3		
7	94301-12160	PIN A, DOWEL, 12X16	1	1	1		
8	95701-06045-00	BOLT, FLANGE, 6X45	3	3	3		





Ref. No.	L.O.N.	(Relative ref. Number) Description	F.R.T.
1	110120	CRANKCASE :RIGHTINCLUDES: Engine removal and installation	5.6
3	110115	CRANKCASE :LEFTINCLUDES: Engine removal and installation	5.6
	1101A2	CRANKCASE :BOTHINCLUDES: Engine removal and installation	6.2
4	1101B6	BEARING, CRANKSHAFT :LEFTINCLUDES: Engine removal and installation	5.1
	1101B7	BEARING, CRANKSHAFT :RIGHTINCLUDES: Engine removal and installation	5.1
	1101G0	BEARING, CRANKSHAFT :BOTHINCLUDES: Engine removal and installation	5.3
5	1131B5	SCREEN, OIL FILTER	0.8
6	6151B8	SWITCH, NEUTRAL	0.2
7	617198	SENSOR, SPEEDOMETER	0.3

Ref. No.	Part No.	Description	Reqd. QTY			Serial No.	Parts catalogue code
			CRF 250L D	CRF 250L E	CRF 250M E		
1	11100-KZZ-900	CRANKCASE COMP., R.	1	1	1		
2	11107-KYJ-900	BOLT, SEALING, 16MM	1	1	1		
3	11200-KZZ-900	CRANKCASE COMP., L.	1	1	1		
4	13312-KYJ-901	BEARING A, CRANKSHAFT (BLUE) -	4	4	4		
	13313-KYJ-901	BEARING B, CRANKSHAFT (BLACK)	4	4	4		
	13314-KYJ-901	BEARING C, CRANKSHAFT (BROWN)	4	4	4		
	13315-KYJ-305	BEARING D, CRANKSHAFT (RED)	(O.S.)	(4)	(4)		
	13316-KYJ-305	BEARING E, CRANKSHAFT (GREEN)	(O.S.)	(4)	(4)		
	13317-KYJ-305	BEARING F, CRANKSHAFT (YELLOW)	(O.S.)	(4)	(4)		
	13318-KYJ-305	BEARING G, CRANKSHAFT (PINK)	(O.S.)	(4)	(4)		
5	15421-KYJ-900	SCREEN, OIL FILTER	1	1	1		
6	35600-HA0-003	SWITCH ASSY., NEUTRAL (TOYO) -	1	1	1		
7	37700-KZZ-901	SENSOR ASSY., SPEED	1	1	1		
8	90014-KYJ-900	BOLT, FLANGE, 6X40 (NSHF)	11	11	11		
9	90016-KYJ-900	BOLT, FLANGE, 6X70 (NSHF)	5	5	5		
10	90032-KYJ-900	BOLT, STUD, 10X178	4	4	4		
11	90061-KYJ-900	BOLT, DRAIN PLUG, 12MM	1	1	1		
12	90443-KR0-000	WASHER, NEUTRAL SWITCH	1	1	1		
13	91301-KYJ-901	O-RING, 11.8X1.9	1	1	1		
14	94109-12000	WASHER, DRAIN PLUG, 12MM	1	1	1		
15	94301-12160	PIN A, DOWEL, 12X16	1	1	1		
16	94302-08140	PIN B, DOWEL, 8X14	2	2	2		
17	95701-06018-00	BOLT, FLANGE, 6X18	1	1	1		



Ref. No.	L.O.N.	(Relative ref. Number) Description	F.R.T.
1	1101B5	CRANKSHAFTINCLUDES: Engine removal and installation (2,4,5)	5.3
3	111103	PISTON RING AND/OR PISTON(ONE)INCLUDES: Engine removal and installation	3.5
6	110183	GEAR, BALANCER DRIVEINCLUDES: Engine removal and installation	3.7
7	1101C8	SPROCKET, TIMINGINCLUDES: Engine removal and installation	3.7
8	211105	GEAR, PRIMARY DRIVEINCLUDES: Engine removal and installation	1.2

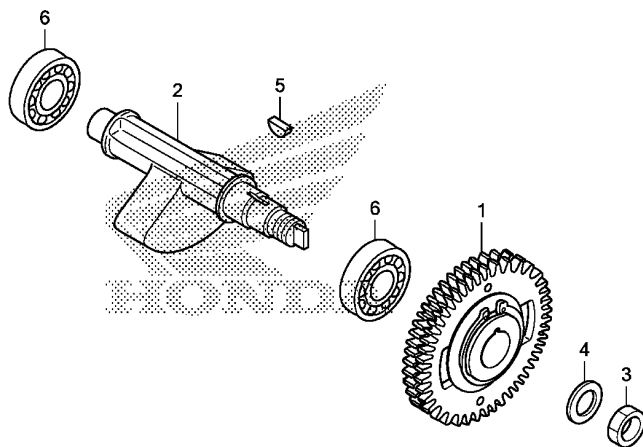
Ref. No.	Part No.	Description	Reqd. QTY			Serial No.	Parts catalogue code
			CRF 250L D	CRF 250L E	CRF 250M E		
1	13000-KYJ-902	CRANKSHAFT COMP.	1	1	1		
2	13010-KYJ-305	RING SET, PISTON(STD.)	1	1	1		
3	13101-KYJ-900	PISTON(STD.)	1	1	1		
4	13111-MEL-000	PIN, PISTON	1	1	1		
5	13112-KYJ-900	CLIP, PISTON PIN, 17MM	2	2	2		
6	13417-KYJ-900	GEAR, BALANCER DRIVE(34T) ...	1	1	1		
7	14311-KYJ-900	SPROCKET, TIMING(17T)	1	1	1		
8	23121-KYJ-900	GEAR, PRIMARY DRIVE(26T)	1	1	1		
9	90235-KYJ-900	NUT, LOCK, 16MM	1	1	1		
10	90434-KPS-900	WASHER, 16MM	1	1	1		
11	90742-KYJ-900	KEY, WOODRUFF, 25X18	1	1	1		



E-16-10

BALANCER SHAFT

E 3

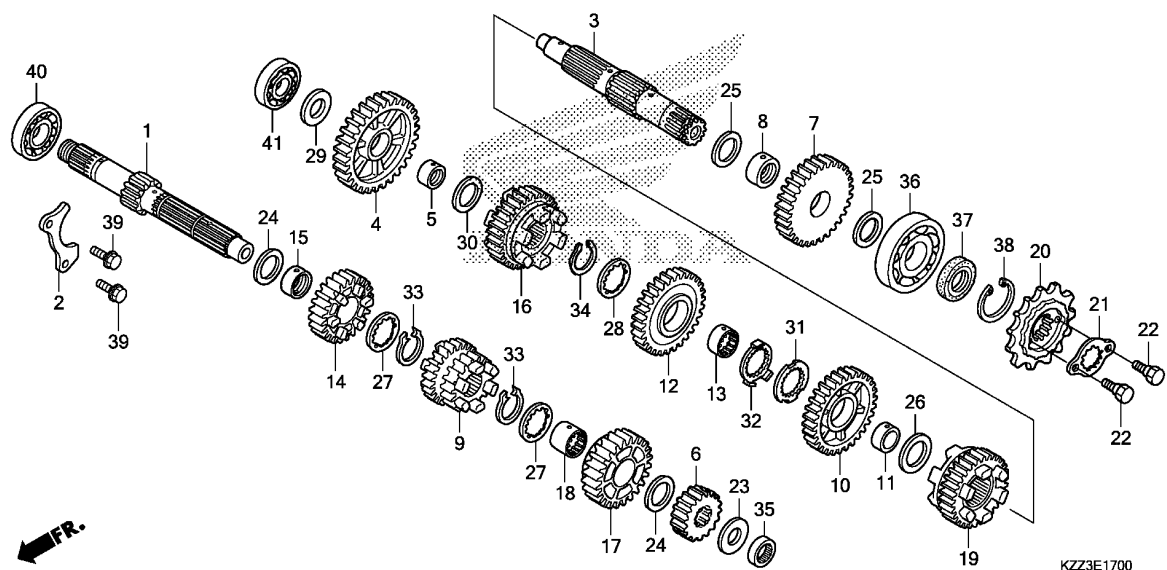


FR. →

Ref. No.	L.O.N.	(Relative ref. Number) Description	F.R.T.
1	1101L5	GEAR, BALANCER DRIVENINCLUDES: Engine removal and installation	3.8
2	110185	SHAFT, BALANCERINCLUDES: Engine removal and installation	4.7
6	1101G3	BEARING, BALANCER SHAFT :LEFT .INCLUDES: Engine removal and installation	4.9
	1101G4	BEARING, BALANCER SHAFT :RIGHT .INCLUDES: Engine removal and installation	4.9
	1101G5	BEARING, BALANCER SHAFT :BOTH .INCLUDES: Engine removal and installation	5.1

KZZ3E1610

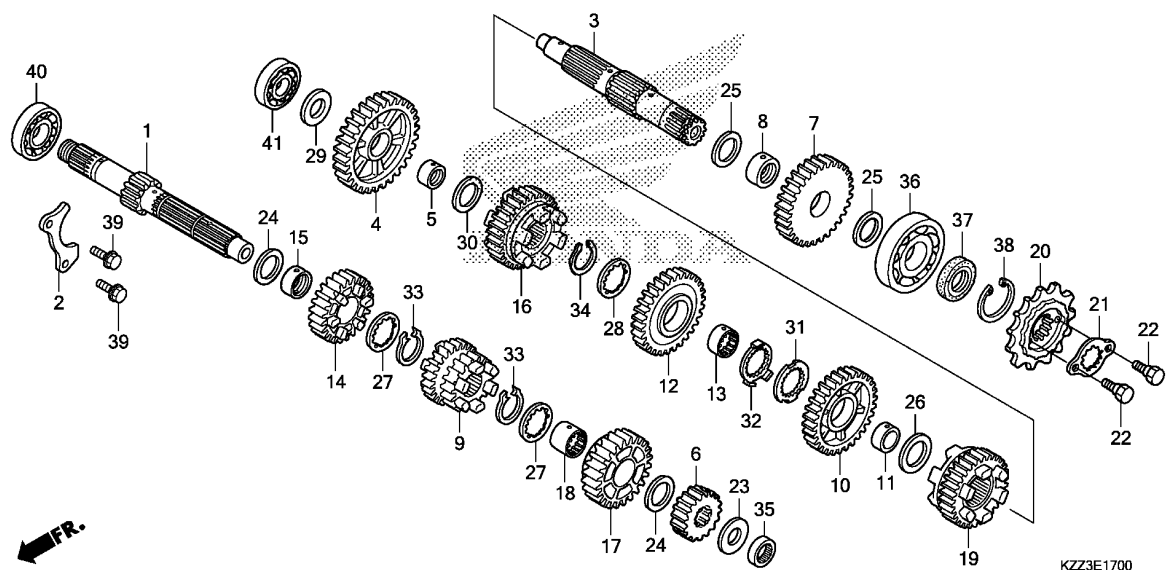
Ref. No.	Part No.	Description	Reqd. QTY			Serial No.	Parts catalogue code
			CRF 250L D	CRF 250L E	CRF 250M E		
1	13410-KYJ-901	GEAR ASSY., BALANCER DRIVEN (34T)	1	1	1		
2	13421-KYJ-900	SHAFT, BALANCER	1	1	1		
3	90204-KYJ-900	NUT, HEX., 14MM	1	1	1		
4	90433-MEY-670	WASHER, 14.2X24	1	1	1		
5	90741-KFB-000	KEY, WOODRUFF, 4MM	1	1	1		
6	91008-KYJ-901	BEARING, RADIAL BALL, 6204 (SPECIAL)	2	2	2		



Ref. No.	L.O.N.	(Relative ref. Number) Description	F.R.T.
1		(6,9,14,17)	
210141		MAINSHAFT, TRANSMISSION	4.9
		.INCLUDES: Engine removal and installation	
210141A		.Replace countershaft add	0.2
3		(4,7,10,12,16,19)	
210142		COUNTERSHAFT, TRANSMISSION ...	4.9
		.INCLUDES: Engine removal and installation	
210142A		.Replace mainshaft add	0.2
20		213135 SPROCKET, DRIVE	0.3
35		2101C2 BEARING, MAINSHAFT :LEFT	4.9
		.INCLUDES: Engine removal and installation	
36		2101C7 BEARING, COUNTERSHAFT :LEFT ..	4.9
		.INCLUDES: Engine removal and installation	
40		2101C5 BEARING, MAINSHAFT :RIGHT	4.9
		.INCLUDES: Engine removal and installation	
		2101C6 BEARING, MAINSHAFT :BOTH	5.1
		.INCLUDES: Engine removal and installation	
+41		2101C8 BEARING, COUNTERSHAFT :RIGHT ..	4.9

Ref. No.	Part No.	Description	Reqd. QTY			Serial No.	Parts catalogue code
			CRF 250L D	CRF 250L E	CRF 250M E		
1	23211-KZZ-900	MAINSHAFT(12T)	1	1	1		
2	23212-KYJ-900	PLATE, BEARING SETTING	1	1	1		
3	23221-KZZ-900	COUNTERSHAFT	1	1	1		
4	23411-KZZ-900	GEAR, COUNTERSHAFT LOW(40T) ..	1	1	1		
5	23412-KYJ-900	COLLAR, 20X23X10.5	1	1	1		
6	23421-KZZ-900	GEAR, MAINSHAFT SECOND(17T) ..	1	1	1		
7	23431-KZZ-900	GEAR, COUNTERSHAFT SECOND(36T)	1	1	1		
8	23432-KYJ-900	COLLAR, 22X25X11	1	1	1		
9	23441-KZZ-900	GEAR, MAINSHAFT THIRD & FOURTH (21T/23T)	1	1	1		
10	23451-KZZ-900	GEAR, COUNTERSHAFT THIRD(33T)	1	1	1		
11	23452-KYJ-900	COLLAR, 25X28X10	1	1	1		
12	23471-KZZ-900	GEAR, COUNTERSHAFT FOURTH(30T)	1	1	1		
13	23472-KYJ-900	COLLAR, SPLINE, 25X10	1	1	1		
14	23481-KZZ-900	GEAR, MAINSHAFT FIFTH(26T) ..	1	1	1		
15	23482-KYJ-900	BUSH, 20X23X17.4	1	1	1		
16	23491-KZZ-900	GEAR, COUNTERSHAFT FIFTH(29T)	1	1	1		
17	23501-KZZ-900	GEAR, MAINSHAFT SIXTH(27T) ..	1	1	1		
18	23502-KYJ-900	COLLAR, SPLINE, 23MM	1	1	1		
19	23511-KZZ-900	GEAR, COUNTERSHAFT SIXTH(26T)	1	1	1		
20	23801-KYJ-940	SPROCKET COMP., DRIVE(14T) ..	1	1	1		
21	23802-KYJ-900	PLATE, FIXING	1	1	1		
22	90084-041-000	BOLT, DRIVE SPROCKET FIXING ..	2	2	2		
23	90405-KYJ-900	WASHER, 17X26X1.0	1	1	1		
24	90406-KYJ-900	WASHER, 20X27X1.0	2	2	2		

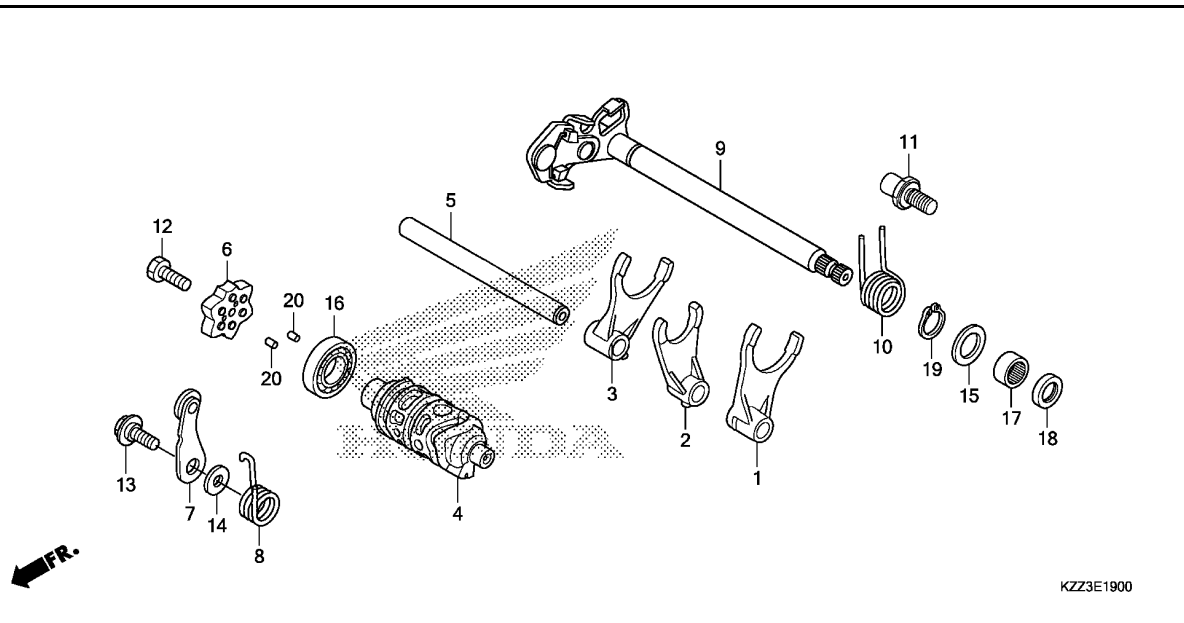




Ref. No.	L.O.N.	(Relative ref. Number) Description	F.R.T.
+41		.INCLUDES: Engine removal and installation	
2101C9		BEARING, COUNTERSHAFT :BOTH ..	5.1
		.INCLUDES: Engine removal and installation	
2101D4		BEARING, MAINSHAFT AND COUNTERSHAFT :ALL	5.3
		.INCLUDES: Engine removal and installation	

Ref. No.	Part No.	Description	Reqd. QTY			Serial No.	Parts catalogue code
			CRF 250L D	CRF 250L E	CRF 250M E		
25	90407-KYJ-900	WASHER, 22X29X1.0	2	2	2		
26	90408-KYJ-900	WASHER, 25X32X1.0	1	1	1		
27	90451-KYJ-900	WASHER, SPLINE, 20X26X1.6 ...	2	2	2		
28	90452-KYJ-900	WASHER, SPLINE, 25X31X1.0 ...	1	1	1		
29	90453-KYJ-900	WASHER, 17X28X1.0	1	1	1		
30	90454-KPS-900	WASHER B, THRUST, 20MM	1	1	1		
31	90454-KYJ-900	WASHER, SPLINE, 25X42X1.6 ...	1	1	1		
32	90455-KYJ-900	WASHER, LOCK, 25MM	1	1	1		
33	90601-KYJ-900	CIRCLIP, EXTERNAL, 20MM	2	2	2		
34	90602-KYJ-900	CIRCLIP, EXTERNAL, 25MM	1	1	1		
35	91003-KYJ-901	BEARING, NEEDLE, 17X27X13 ...	1	1	1		
36	91005-KYJ-901	BEARING, RADIAL BALL (63/22) ..	1	1	1		
37	91207-KYJ-901	OIL SEAL, 22X36X5	1	1	1		
38	94520-37000	CIRCLIP, INTERNAL, 37MM	1	1	1		
39	95701-06014-00	BOLT, FLANGE, 6X14	2	2	2		
40	96100-63040-00	BEARING, RADIAL BALL, 6304 ..	1	1	1		
41	96140-62030-00	BEARING, RADIAL BALL, 6203U ..	1	1	1		

KZZ3E1700

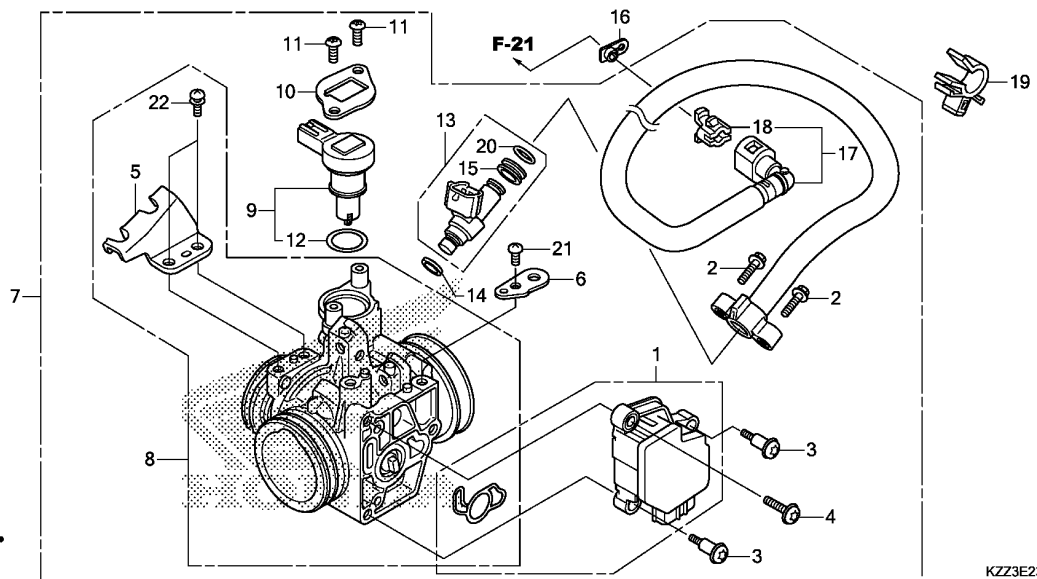


Ref. No.	L.O.N.	(Relative ref. Number) Description	F.R.T.
1		(2,3)	
210112		FORK, GEARSHIFTINCLUDES: Engine removal and installation .NOTE: Same time for two units or more	4.9
4	2101A9	DRUM, GEARSHIFTINCLUDES: Engine removal and installation	4.9
6	2101D6	PLATE, GEARSHIFT DRUM STOPPER (8)	1.3
7	210125	STOPPER OR SPRING, SHIFT DRUM (10)	1.3
9	210122	SPINDLE, GEARSHIFT	1.3
18	1101F9	OIL SEAL, GEARSHIFT SPINDLE ..	1.3

KZZ3E1900

Ref. No.	Part No.	Description	Reqd. QTY			Serial No.	Parts catalogue code
			CRF 250L D	CRF 250L E	CRF 250M E		
1	24211-KZZ-900	FORK, L. GEARSHIFT	1	1	1		
2	24212-KZZ-900	FORK, CENTER GEARSHIFT	1	1	1		
3	24213-KZZ-900	FORK, R. GEARSHIFT	1	1	1		
4	24301-KYJ-900	DRUM, GEARSHIFT	1	1	1		
5	24321-KYJ-900	SHAFT, GEARSHIFT FORK	1	1	1		
6	24410-KYJ-900	PLATE COMP., GEARSHIFT DRUM STOPPER	1	1	1		
7	24430-KGH-901	STOPPER COMP., GEARSHIFT DRUM	1	1	1		
8	24435-KYJ-900	SPRING, DRUM STOPPER	1	1	1		
9	24610-KYJ-900	SPINDLE COMP., GEARSHIFT	1	1	1		
10	24651-KRM-840	SPRING, GEARSHIFT RETURN	1	1	1		
11	24652-KRM-840	PIN, SHIFT RETURN SPRING	1	1	1		
12	90003-KVS-900	BOLT, HEX., 6X20	1	1	1		
13	90022-MG8-000	PIVOT, SHIFT DRUM STOPPER ARM	1	1	1		
14	90435-HB3-000	WASHER, 6.1MM	1	1	1		
15	90457-KRM-840	WASHER, 14MM	1	1	1		
16	91015-MCA-003	BEARING, RADIAL BALL, 6905 ..	1	1	1		
17	91101-121-691	BEARING, NEEDLE, 14MM(TOYO) ..	1	1	1		
18	91203-KSP-911	OIL SEAL, 14X22X5	1	1	1		
19	94510-14000	CIRCLIP, EXTERNAL, 14MM	1	1	1		
20	96220-30085	ROLLER, 3X8.5	2	2	2		





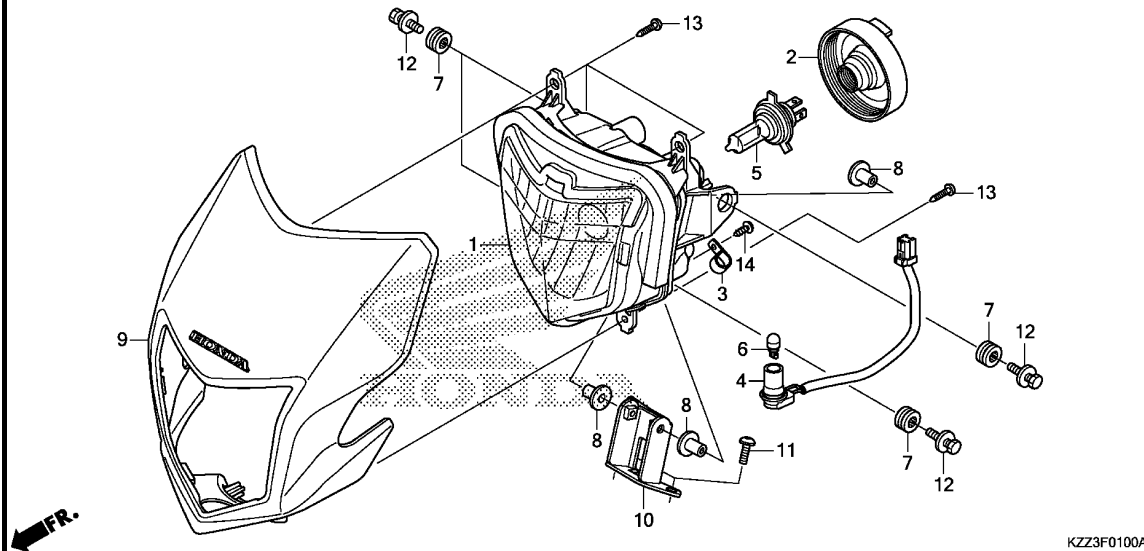
Ref. No.	L.O.N.	(Relative ref. Number) Description	F.R.T.
1	617115	SENSOR, THROTTLE	0.8
7	311132	BODY ASSY., THROTTLE	0.7
8	311130	BODY, THROTTLE	0.8
9		(12)	
13	3111N5	VALVE, IDLE AIR CONTROL	0.5
		(14,20)	
	311145	INJECTOR, FUEL	0.6
17	310162	HOSE, FUEL FEED	0.5

Ref. No.	Part No.	Description	Reqd. QTY			Serial No.	Parts catalogue code
			CRF 250L D	CRF 250L E	CRF 250M E		
1	16060-KYJ-901	SENSOR SET	1	1	1		
2	16080-KPH-701	BOLT, FLANGE, 5X20	2	2	2		
3	16081-KYJ-901	SCREW, TORX, 5X8.7	2	2	2		
4	16082-KYJ-901	SCREW, TORX, 5X17	1	1	1		
5	16169-MFR-671	STAY, WIRE	1	1	1		
6	16196-HP6-A01	STAY, HARNESS CLAMPER	1	1	1		
7	16400-KZZ-901	BODY ASSY., THROTTLE(GQ32A A)	1	1	1		
8	16410-KZZ-901	BODY SET	1	1	1		
9	16430-KYJ-901	VALVE SET, IDLE AIR CONTROL	1	1	1		
10	16432-MFE-641	PLATE, IDLE AIR CONTROL VALVE	1	1	1		
11	16433-HN8-A61	SCREW, TORX	2	2	2		
12	16435-HN8-A61	O-RING, 17.8X1.9	1	1	1		
13	16450-MFE-641	INJECTOR ASSY., FUEL	1	1	1		
14	16472-MCW-000	SEAL RING, INJECTOR	1	1	1		
15	16473-P7A-004	CUSHION RING, INJECTOR	1	1	1		
16	16719-MEW-920	DAMPER, CONNECTOR	1	1	1		
17	17526-KZZ-901	HOSE COMP., FUEL FEED	1	1	1		
18	17711-MGE-003	RETAINER	1	1	1		
19	90611-KZZ-901	CLAMP, HOSE (BLACK)	1	1	1		
20	91301-P7A-004	O-RING, 7.8X1.9	1	1	1		
21	93500-05010-1H	SCREW, PAN, 5X10	1	1	1		
22	93892-05012-18	SCREW-WASHER, 5X12	2	2	2		

F-1

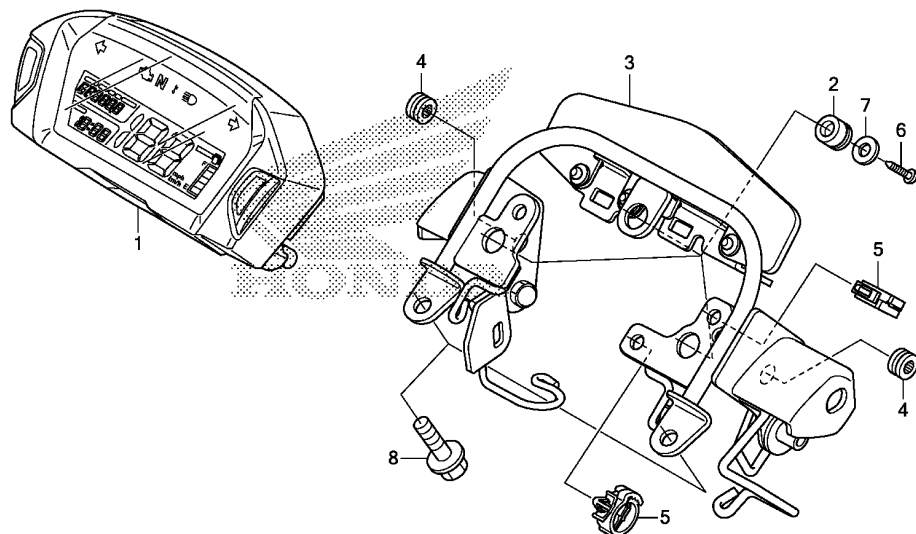
HEADLIGHT

F 1



Ref. No.	L.O.N.	(Relative ref. Number) Description	F.R.T.
1	6161A7	HEADLIGHT UNIT	0.3
5		(2)	
	616118	BULB, HEADLIGHT	0.1
9	4111L3	COWL, FRONT CENTER	0.2

Ref. No.	Part No.	Description	Reqd. QTY			Serial No.	Parts catalogue code
			CRF 250L D	CRF 250L E	CRF 250M E		
1	33110-KZZ-931	HEADLIGHT UNIT COMP. (12V 60/55W)	1	1	1		
2	33112-KWR-003	COVER, RUBBER	1	1	1		
3	33116-KPP-T01	CLAMP, CORD	1	1	1		
4	33150-KZZ-931	SOCKET COMP., POSITION LIGHT	1	1	1		
5	34901-KWR-003	BULB, HEADLIGHT(H4) (12V 60/55W)(KOITO)	1	1	1		
6	34908-SB6-003	BULB(12V 5W)(KOITO)	1	1	1		
7	61103-357-000	RUBBER, FR. FENDER MOUNTING	4	4	4		
8	61104-KZZ-900	COLLAR	3	3	3		
9	61140-KZZ-900ZD	VISOR SET, FR.(WL) *TYPE1*	1	1	-		
	61140-KZZ-A20ZA	*TYPE1*	-	-	1		
10	61330-KZZ-900	STAY, HEADLIGHT LOWER	1	1	1		
11	90006-KTW-900	BOLT, SPECIAL, 6X18	2	2	2		
12	90104-KZZ-900	BOLT, WASHER, 6X22	4	4	4		
13	93913-25480	SCREW, TAPPING, 5X16(PO)	4	4	4		
14	93901-34320	SCREW, TAPPING, 4X12	1	1	1		

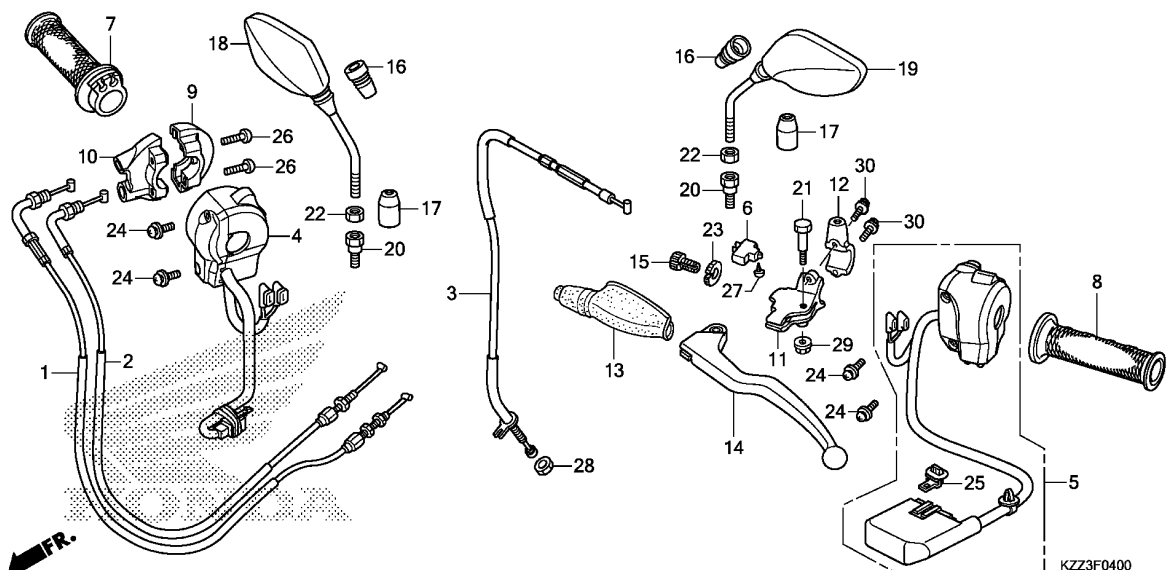


KZZ3F0200

Ref. No.	L.O.N.	(Relative ref. Number) Description	F.R.T.
1	8121A2	METER, COMBINATION	0.3
3	8121A4	BRACKET, METER	0.5

3

Ref. No.	Part No.	Description	Reqd. QTY			Serial No.	Parts catalogue code
			CRF 250L D	CRF 250L E	CRF 250M E		
1	37100-KZZ-902	METER ASSY., COMBINATION(KPH)	1	1	-	-----	2BR, BR, ED, F, KO, LA, PH, U
	37100-KZZ-872	METER ASSY., COMBINATION (MPH/KPH)	1	-	-	-----	E
	37100-KZZ-A22	METER ASSY., COMBINATION(KPH)	-	-	1	-----	2ED, ED
	37100-KZZ-A72	METER ASSY., COMBINATION (MPH/KPH)	-	-	1	-----	3E, E
2	37215-KZZ-900	RUBBER, METER SETTING	3	3	3		
3	61315-KZZ-900	STAY COMP., METER	1	1	1		
4	61328-MJ6-000	RUBBER, HEADLIGHT MOUNTING ..	2	2	2		
5	90652-KZZ-901	CLIP	2	2	2		
6	93913-25380	SCREW, TAPPING, 5X14(P0)	3	3	3		
7	94103-05700	WASHER, PLAIN, 5MM	3	3	3		
8	95701-08020-00	BOLT, FLANGE, 8X20	2	2	2		



Ref. No.	L.O.N.	(Relative ref. Number) Description	F.R.T.
1	(2)	CABLE, THROTTLE	0.4
		.NOTE: Same time for two units	
3	811115	CABLE, CLUTCH	0.3
4	6151D8	SWITCH, ENGINE STOP	0.4
5	615118	SWITCH, WINKER	0.4
6	6151A9	SWITCH, CLUTCH	0.1
7	810150	GRIP, THROTTLE	0.3
8	8101C0	GRIP, HANDLE :LEFT	0.1
10	810155	HOUSING, THROTTLE	0.4
11	8101C8	BRACKET, HANDLE LEVER :LEFT ..	0.2
14	8101C6	LEVER, HANDLE :LEFT	0.1
	8101F5	LEVER, HANDLE :BOTH	0.2

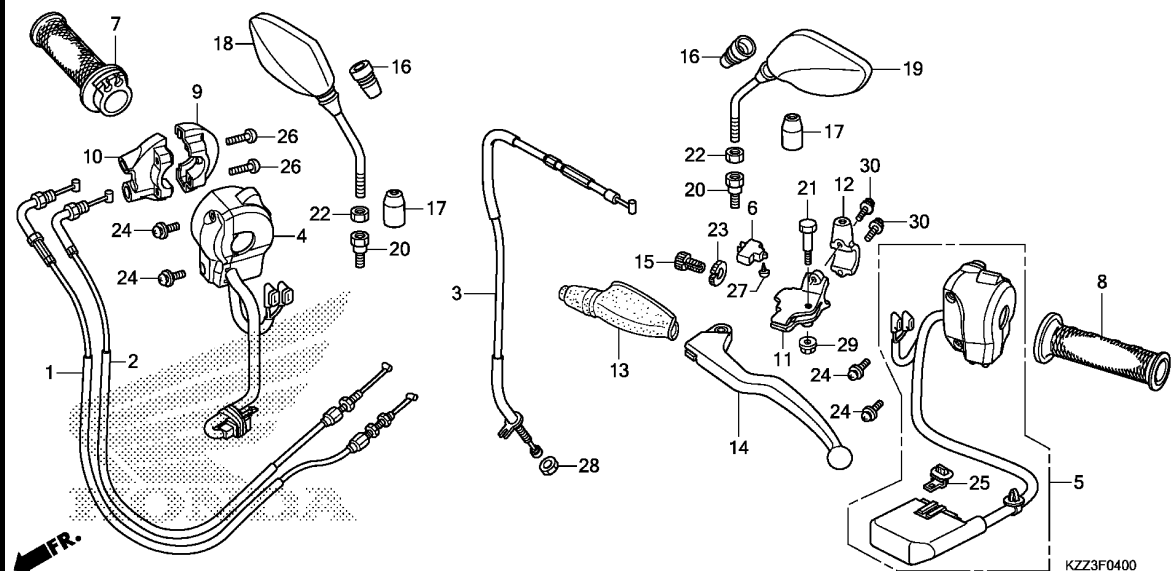
Ref. No.	Part No.	Description	Reqd. QTY			Serial No.	Parts catalogue code
			CRF 250L D	CRF 250L E	CRF 250M E		
1	17910-KZZ-900	CABLE COMP. A, THROTTLE	1	1	1		
2	17920-KZZ-900	CABLE COMP. B, THROTTLE	1	1	1		
3	22870-KZZ-900	CABLE COMP., CLUTCH	1	1	1		
4	35130-KZZ-901	SWITCH ASSY., ENGINE STOP ...	1	1	1		
5	35200-KZZ-931	SWITCH ASSY., WINKER	1	1	1		
6	35330-MK5-003	SWITCH ASSY., CLUTCH	1	1	1		
7	53140-KZZ-900	GRIP COMP., THROTTLE	1	1	1		
8	53150-KZZ-900	GRIP, L. HANDLE	1	1	1		
9	53167-MGS-D30	HOUSING, UPPER THROTTLE					
		(RR.)	1	1	1		
10	53168-MGS-D30	HOUSING, UNDER THROTTLE					
		(FR.)	1	1	1		
11	53172-KZZ-900	BRACKET, L. HANDLE LEVER	1	1	1		
12	53174-KZZ-900	HOLDER, L. LEVER BRACKET	1	1	1		
13	53177-KZZ-900	COVER, L. HANDLE LEVER	1	1	1		
14	53178-KZZ-900	LEVER, L. HANDLE	1	1	1		
15	53192-268-000	BOLT, WIRE ADJUSTING	1	1	1		
16	88114-KWN-900	BOOT, MIRROR	2	2	2		
17	88115-KWN-900	CAP, LOCK NUT	2	2	2		
18	88210-KWN-900	MIRROR COMP., R.	1	1	1		
19	88220-KWN-900	MIRROR COMP., L.	1	1	1		
20	90103-KZR-701	BOLT B, ADAPTER, 10MM	2	2	2		
21	90113-HA0-770	BOLT, HANDLE LEVER PIVOT	1	1	1		
22	90302-KZR-701	NUT, HEX., 10MM (LEFT HAND THREAD)	2	2	2		



F-4

HANDLE LEVER/SWITCH/CABLE/MIRROR

F 4

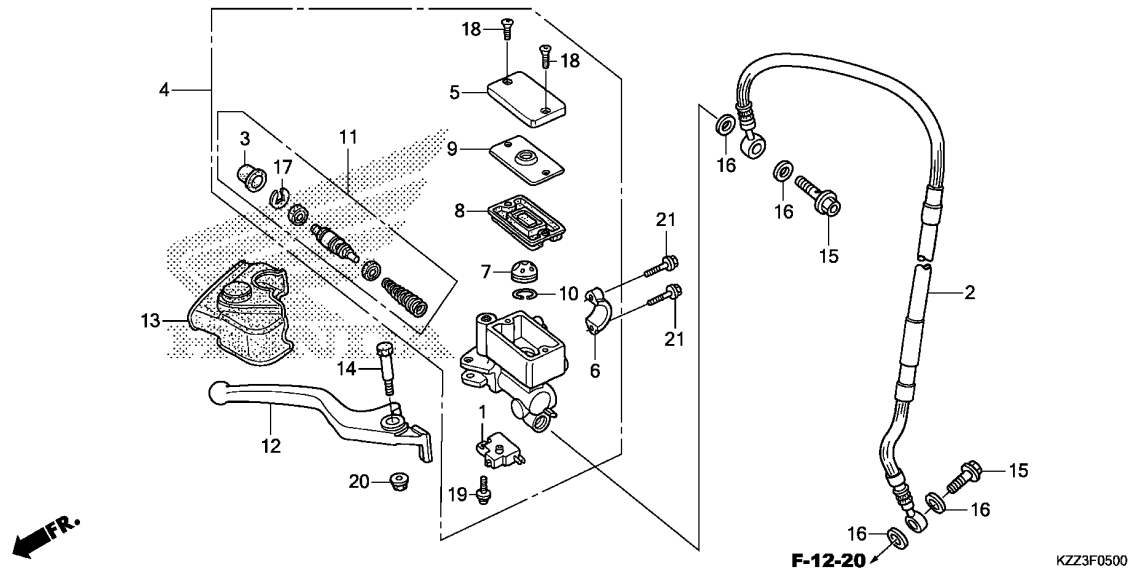


Ref. No.	Part No.	Description	Reqd. QTY			Serial No.	Parts catalogue code
			CRF 250L D	CRF 250L E	CRF 250M E		
23	90321-315-670	NUT, FIXING	1	1	1		
24	90508-KZZ-900	SCREW-WASHER, 5X16	4	4	4		
25	91533-S04-003	CLIP, COUPLER (NATURAL)	1	1	1		
26	93500-05022-0G	SCREW, PAN, 5X22	2	2	2		
27	93901-32320	SCREW, TAPPING, 3X12	1	1	1		
28	94002-08000-0S	NUT, HEX., 8MM	1	1	1		
29	94050-06070	NUT, FLANGE, 6MM	1	1	1		
30	96001-06020-07	BOLT, FLANGE, 6X20	2	2	2		

F-5

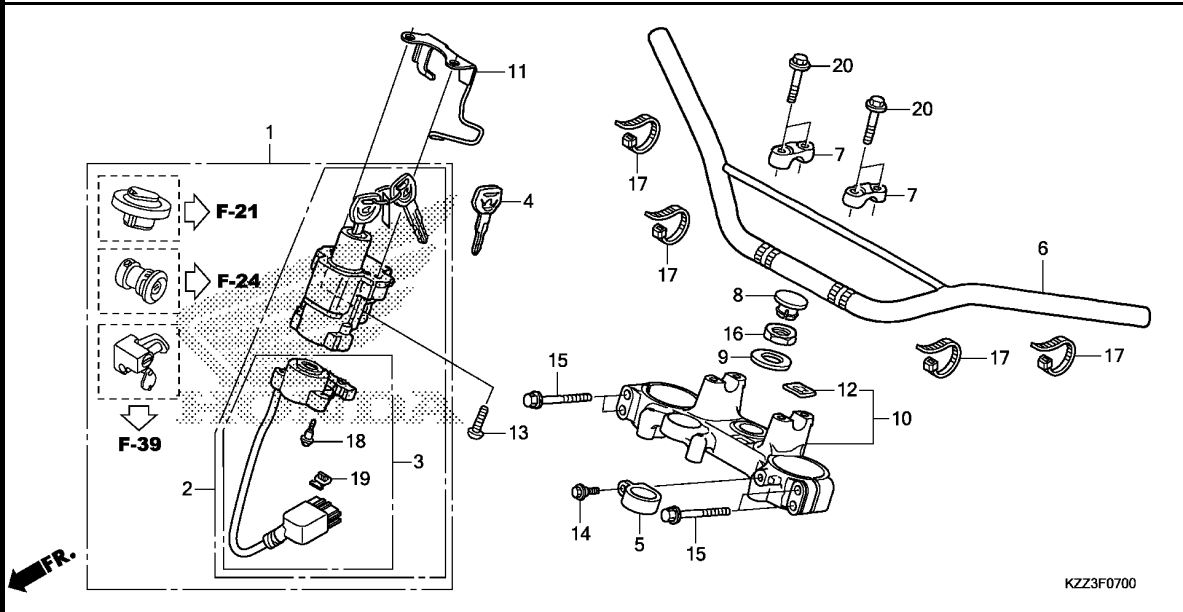
FRONT BRAKE MASTER CYLINDER

F 5



Ref. No.	L.O.N.	(Relative ref. Number) Description	F.R.T.
1	6151B2	SWITCH, FRONT STOP	0.1
2	7121A0	HOSE, FRONT BRAKE	0.4
		.INCLUDES: Bleed brakes	
4	712105	CYLINDER, FRONT BRAKE MASTER .	0.4
		.INCLUDES: Bleed brakes	
8	7121G6	DIAPHRAGM, FRONT BRAKE MASTER	
		CYLINDER	0.1
11	7121G9	PISTON SET, FRONT BRAKE MASTER	0.4
		.INCLUDES: Bleed brakes	
12	8101C7	LEVER, HANDLE :RIGHT	0.1
	8101F5	LEVER, HANDLE :BOTH	0.2

Ref. No.	Part No.	Description	Reqd. QTY			Serial No.	Parts catalogue code
			CRF 250L D	CRF 250L E	CRF 250M E		
1	35340-MGS-D31	SWITCH ASSY., FR. STOP	1	1	1		
2	45125-KZZ-901	HOSE COMP., FR. BRAKE	1	1	-		
	45125-KZZ-A22	-	-	1		
3	45504-410-003	BOOT COMP.	1	1	1		
4	45510-KZZ-901	CYLINDER SUB ASSY., FR. BRAKE MASTER(NISSIN)	1	1	1		
5	45513-HA2-006	CAP, MASTER CYLINDER	1	1	1		
6	45517-166-006	HOLDER, MASTER CYLINDER	1	1	1		
7	45518-MEN-J01	SEPARATOR COMP.	1	1	1		
8	45520-MG7-006	DIAPHRAGM	1	1	1		
9	45521-HA2-006	PLATE, DIAPHRAGM	1	1	1		
10	45523-KA3-731	RING	1	1	1		
11	45530-471-831	CYLINDER SET, MASTER	1	1	1		
12	53175-KZZ-900	LEVER, R. STEERING HANDLE ...	1	1	1		
13	53176-KZZ-901	COVER, R. HANDLE LEVER	1	1	1		
14	90114-166-006	BOLT, HANDLE LEVER PIVOT ...	1	1	1		
15	90145-MS9-612	BOLT, OIL, 10X22	2	2	2		
16	90545-300-000	WASHER, OIL BOLT	4	4	4		
17	90651-MA5-671	CIRCLIP	1	1	1		
18	93600-04012-1G	SCREW, FLAT, 4X12	2	2	2		
19	93893-04012-17	SCREW-WASHER, 4X12	1	1	1		
20	94050-06000	NUT, FLANGE, 6MM	1	1	1		
21	96001-06022-07	BOLT, FLANGE, 6X22	2	2	2		



Ref. No.	L.O.N.	(Relative ref. Number) Description	F.R.T.
1	6151A1	KEY SET	1.4
2	615145	SWITCH, COMBINATION & LOCK ...	1.1
3	6151C2	BASE, CONTACT	0.9
6	810100	PIPE, STEERING HANDLE	0.4
10	510110	BRIDGE, FORK TOP	1.0

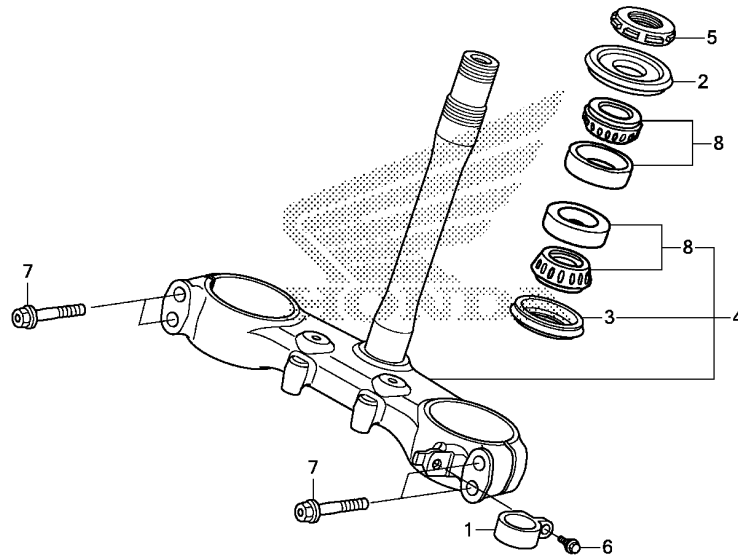
KZZ3F0700

Ref. No.	Part No.	Description	Reqd. QTY			Serial No.	Parts catalogue code
			CRF 250L D	CRF 250L E	CRF 250M E		
1	35010-KZZ-930	KEY SET	1	1	1	----- 2ED,3E,E,ED,F,KO	
	35010-KZZ-900	1	-	-	----- 2BR,BR,LA,PH,U	
2	35100-KZZ-931	SWITCH ASSY., COMBINATION & LOCK	1	1	1	----- 2ED,3E,E,ED,F,KO	
	35100-KZZ-901	1	-	-	----- 2BR,BR,LA,PH,U	
3	35101-KZZ-901	BASE COMP., CONTACT	1	1	1		
4	35121-MAS-G01	KEY, BLANK(TYPE 1)	(1)	(1)	(1)		
5	45468-KZZ-900	GUIDE, FR. BRAKE HOSE	1	1	1		
6	53100-KZZ-900	PIPE, STEERING HANDLE	1	1	1		
7	53131-KZZ-900	HOLDER, UPPER	2	2	-		
	53131-KZZ-A20	-	-	2		
8	53208-KCH-900	CAP, STEERING STEM	1	1	1		
9	53215-GF8-000	WASHER, DUST SEAL	1	1	1		
10	53300-KZZ-900	BRIDGE COMP., FORK TOP	1	1	-		
	53300-KZZ-A20	-	-	1		
11	61325-KZZ-900	GUIDE, CLUTCH CABLE	1	1	1		
12	86150-KPG-901	EMBLEM, PRODUCT(MARUI)	1	1	1		
	86150-KPG-902	EMBLEM, PRODUCT(UEHARA)	1	1	1		
13	90107-MBG-000	BOLT, ONE-WAY, 8MM	2	2	2		
14	90113-KZZ-900	BOLT, FLANGE, 6MM	1	1	1		
15	90155-KZZ-900	BOLT, FLANGE, 8X45	4	4	4		
16	90304-425-000	NUT, STEERING STEM	1	1	1		
17	90650-KW3-000	BAND, WIRE	4	4	4		
18	91059-KY2-711	SCREW, TAPPING, 3X16	3	3	3		
19	91533-S04-003	CLIP, COUPLER(NATURAL)	1	1	1		
20	96300-08035-00	BOLT, FLANGE, 8X35	4	4	4		

F-9

STEERING STEM

F 7



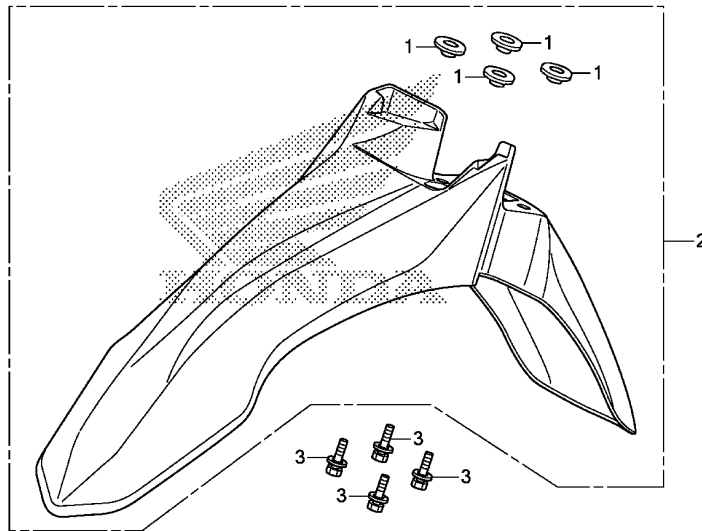
Ref. No.	L.O.N.	(Relative ref. Number) Description	F.R.T.
4	510100	STEM OR SHAFT ASSY., STEERING (2)	1.4
5	5101B2	THREAD, STEERING HEAD TOP (3)	1.2
8	5101B6	BEARING, HEAD PIPE :UPPER	1.4
	5101B7	BEARING, HEAD PIPE :LOWER	1.6
	5101C7	BEARING, HEAD PIPE :BOTH	1.6

Ref. No.	Part No.	Description	Reqd. QTY			Serial No.	Parts catalogue code
			CRF 250L D	CRF 250L E	CRF 250M E		
1	45468-KZZ-900	GUIDE, FR. BRAKE HOSE	1	1	1		
2	53214-KZZ-901	DUST SEAL, STEERING UPPER ...	1	1	1		
3	53214-MCJ-751	DUST SEAL, STEERING HEAD(ARAI)	1	1	1		
4	53219-KZZ-900	STEM SUB ASSY., STEERING	1	1	-		
	53219-KZZ-A20	-	-	1		
5	53229-MN1-650	THREAD, STEERING HEAD TOP ...	1	1	1		
6	90113-KZZ-900	BOLT, FLANGE, 6MM	1	1	1		
7	90155-KZZ-900	BOLT, FLANGE, 8X45	4	4	4		
8	91015-425-831	BEARING, HEAD PIPE UPPER(NTN)	2	2	2		

F-10

FRONT FENDER

F 8



KZZ3F1000

Ref. No.	L.O.N. (Relative ref. Number)	Description	F.R.T.
2	4131B7	FENDER, FRONT	0.1

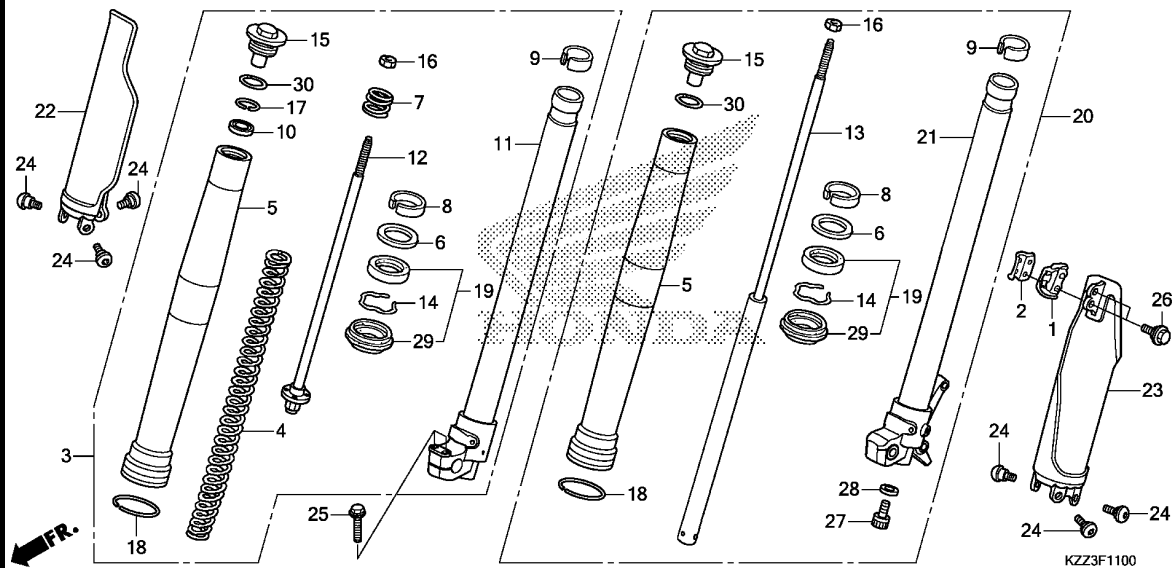
3

Ref. No.	Part No.	Description	Reqd. QTY			Serial No.	Parts catalogue code
			CRF 250L D	CRF 250L E	CRF 250M E		
1	61101-KZZ-900	COLLAR, FR. FENDER	4	4	4		
2	61200-KZZ-900ZB	FENDER SUB ASSY., FR. *R292R*.....EXTREME RED	1	1	1	-----	2BR, BR, E, ED, F, KO, LA, PH, U
	61200-KZZ-900ZD	*NH1*.....BLACK	-	-	1	-----	2ED, 3E
3	93404-06020-00	BOLT-WASHER, 6X20	4	4	4		

F-11

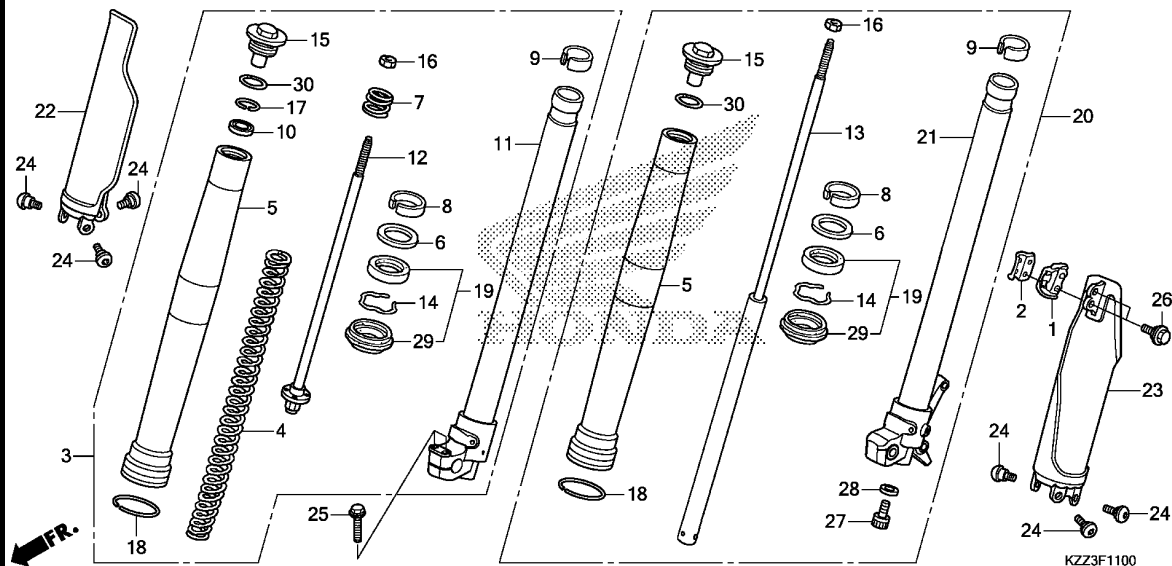
FRONT FORK

F 9



Ref. No.	L.O.N.	(Relative ref. Number) Description	F.R.T.
3	5111C3	FORK ASSY., FRONT :RIGHT (12)	0.4
4	5111C6	SPRING, FRONT FORK :RIGHT	0.5
5	5111C8	TUBE, OUTER :LEFT	0.6
	5111C9	TUBE, OUTER :RIGHT	0.6
	5111D0	TUBE, OUTER :BOTH	1.1
11	5111D5	PIPE, SLIDE :RIGHT	0.6
13	5111D8	DAMPER, FRONT FORK :LEFT	0.5
19		(8,9)	
	5111E7	SEAL SET, FRONT FORK :LEFT	0.6
	5111E8	SEAL SET, FRONT FORK :RIGHT	0.6
	5111E9	SEAL SET, FRONT FORK :BOTH	1.1
20	5111C2	FORK ASSY., FRONT :LEFT	0.4
	5111C4	FORK ASSY., FRONT :BOTH	0.5
21	5111D4	PIPE, SLIDE :LEFT	0.6
	5111D6	PIPE, SLIDE :BOTH	1.1
22	5111F5	PROTECTOR, FRONT FORK :RIGHT	0.2
23	5111F4	PROTECTOR, FRONT FORK :LEFT	0.3
	5111H6	PROTECTOR, FRONT FORK :BOTH	0.3

Ref. No.	Part No.	Description	Reqd. QTY			Serial No.	Parts catalogue code
			CRF 250L D	CRF 250L E	CRF 250M E		
1	45461-KZZ-900	CLAMPER A, BRAKE HOSE	1	1	1		
2	45462-KZZ-900	CLAMPER B, BRAKE HOSE	1	1	1		
3	51400-KZZ-901	FORK ASSY., R. FR.(SHOWA)	1	1	-		
	51400-KZZ-A21	-	-	1		
4	51401-KZZ-901	SPRING, FR. FORK	1	1	-		
	51401-KZZ-A21	-	-	1		
5	51410-KZZ-901	TUBE, OUTER	2	2	-		
	51410-KZZ-A21	-	-	2		
6	51412-KA4-711	RING, BACK UP	2	2	2		
7	51412-KZZ-901	SPRING, REBOUND	1	1	1		
8	51414-MFN-D01	BUSH, GUIDE	2	2	2		
9	51415-MGP-D01	BUSH, SLIDER	2	2	2		
10	51419-KZZ-901	SEAT, STOPPER	1	1	1		
11	51425-KZZ-901	PIPE COMP., R. SLIDE	1	1	-		
	51425-KZZ-A21	-	-	1		
12	51426-KZZ-901	ROD COMP.	1	1	1		
13	51430-KZZ-901	DAMPER COMP., FR.	1	1	1		
14	51447-KA4-711	RING, OIL SEAL STOPPER(SHOWA)	2	2	2		
15	51450-KZZ-901	BOLT COMP., FR. FORK	2	2	2		
16	51451-MAJ-G41	NUT, HEX., 10MM	2	2	2		
17	51456-KZZ-901	RING, STOPPER	1	1	1		
18	51476-KZZ-901	RING, WEAR	2	2	-		
	51476-MFB-003	-	-	2		
19	51490-MFL-003	SEAL SET, FR. FORK	2	2	2		
20	51500-KZZ-901	FORK ASSY., L. FR.(SHOWA)	1	1	-		
	51500-KZZ-A21	-	-	1		

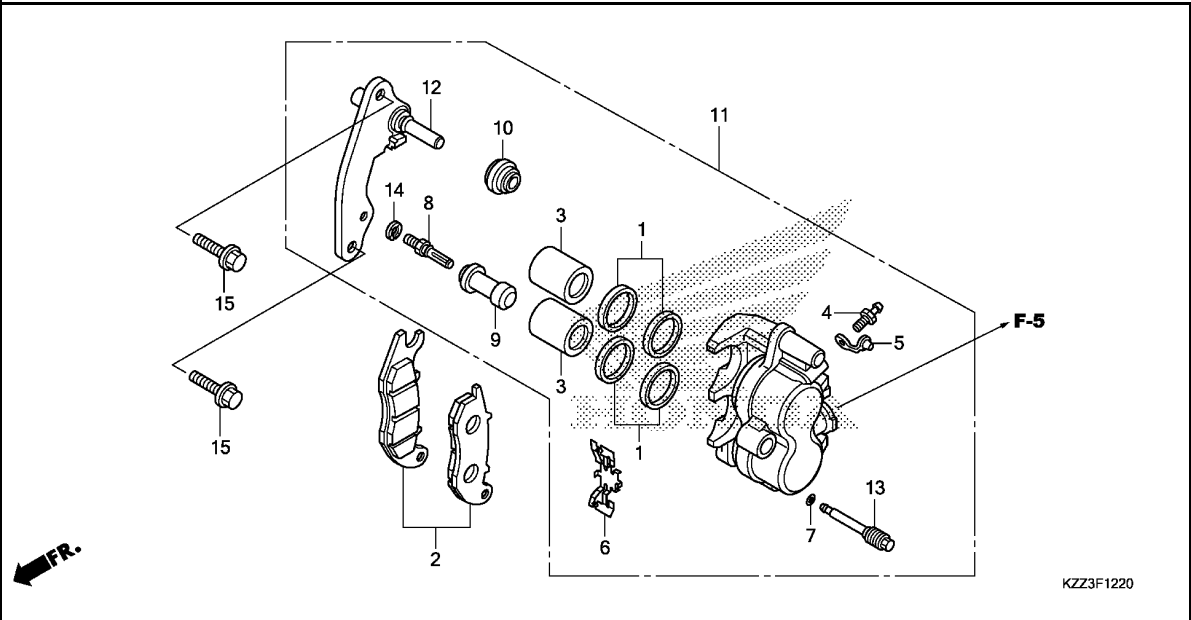


Ref. No.	Part No.	Description	Reqd. QTY			Serial No.	Parts catalogue code
			CRF 250L D	CRF 250L E	CRF 250M E		
21	51525-KZZ-901	PIPE COMP., L. SLIDE	1	1	-		
	51426-KZZ-A21	-	-	1		
22	51610-KZZ-900ZC	PROTECTOR, R. FR. FORK *TYPE1*.....	1	1	-		
	51610-KZZ-A20	-	-	1		
23	51620-KZZ-900ZC	PROTECTOR, L. FR. FORK *TYPE1*.....	1	1	-		
	51620-KZZ-A20	-	-	1		
24	90106-KZZ-900	BOLT, PROTECTOR(6MM)	6	6	6		
25	90108-KZZ-900	BOLT, FLANGE, 8X40	2	2	2		
26	90113-KZZ-900	BOLT, FLANGE, 6MM	2	2	2		
27	90116-KV3-701	BOLT, SOCKET, 8MM(SHOWA)	1	1	1		
28	90544-283-000	WASHER, SPECIAL, 8MM(SHOWA)	1	1	1		
29	91254-MEJ-003	SEAL, DUST	2	2	2		
30	91356-KZ3-003	O-RING, 44.7X2.4	2	2	2		

F-12-20

FRONT BRAKE CALIPER

F11



Ref. No.	L.O.N.	(Relative ref. Number) Description	F.R.T.
2	711115	SHOE(PAD) SET, BRAKE :FRONT .. (1)	0.1
3	7111D1	PISTON, FRONT BRAKE CALIPER ..	0.5
		.INCLUDES: Bleed brakes .NOTE: Same time for two units	
11	711130	CALIPER, FRONT BRAKE	0.4
		.INCLUDES: Bleed brakes	
12	7111G0	BRACKET, FRONT CALIPER	0.2

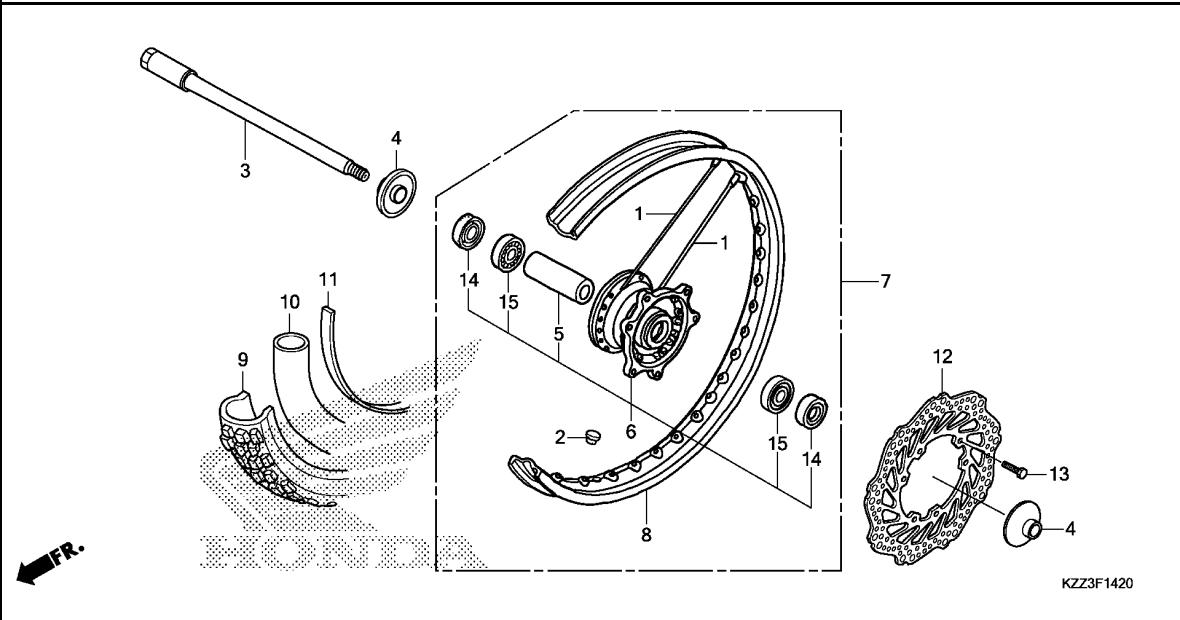
Ref. No.	Part No.	Description	Reqd. QTY			Serial No.	Parts catalogue code
			CRF 250L D	CRF 250L E	CRF 250M E		
1	06431-MA3-405	SEAL SET, PISTON	2	2	2		
2	06451-KZZ-901	PAD SET, FR.	1	1	1		
3	43107-MBG-006	PISTON, 27X27	2	2	2		
4	43352-568-003	SCREW, BLEEDER(NISSIN)	1	1	1		
5	43353-461-771	CAP, BLEEDER	1	1	1		
6	45108-KPH-951	SPRING, PAD	1	1	1		
7	45111-MAJ-641	RING, STOPPER	1	1	1		
8	45131-GZO-006	BOLT, PIN	1	1	1		
9	45132-166-016	BOOT, PIN BUSH(NISSIN)	1	1	1		
10	45133-MA3-006	BOOT B	1	1	1		
11	45150-KZZ-901	CALIPER SUB ASSY., L. FR. (NISSIN)	1	1	-		
	45150-KZZ-A21	-	-	1		
12	45190-KZZ-901	BRACKET SUB ASSY., FR. CALIPER	1	1	-		
	45190-KZZ-A21	-	-	1		
13	45215-KPH-951	PIN, HANGER	1	1	1		
14	45216-166-006	WASHER, WAVE	1	1	1		
15	90131-KZZ-900	BOLT, FLANGE, 8X32	2	2	2		

3

F-14-20

FRONT WHEEL(CRF250L)

F12



Ref. No.	L.O.N.	(Relative ref. Number) Description	F.R.T.
3		(14)	
710151		AXLE, FRONT WHEEL	0.3
6		(1)	
710103		HUB, FRONT WHEEL	2.4
7101D4		FRONT WHEEL	0.9
710109		RIM, WHEEL :FRONT	2.3
9		(11)	
710139		FRONT TIRE(ONE)	0.8
10		(11)	
710140		TUBE, FRONT TIRE(ONE)	0.8
12		DISC, FRONT BRAKE	0.4
15		BEARING, FRONT WHEEL(ONE)	0.5
710115G		.Replac 1 bearing add	0.1

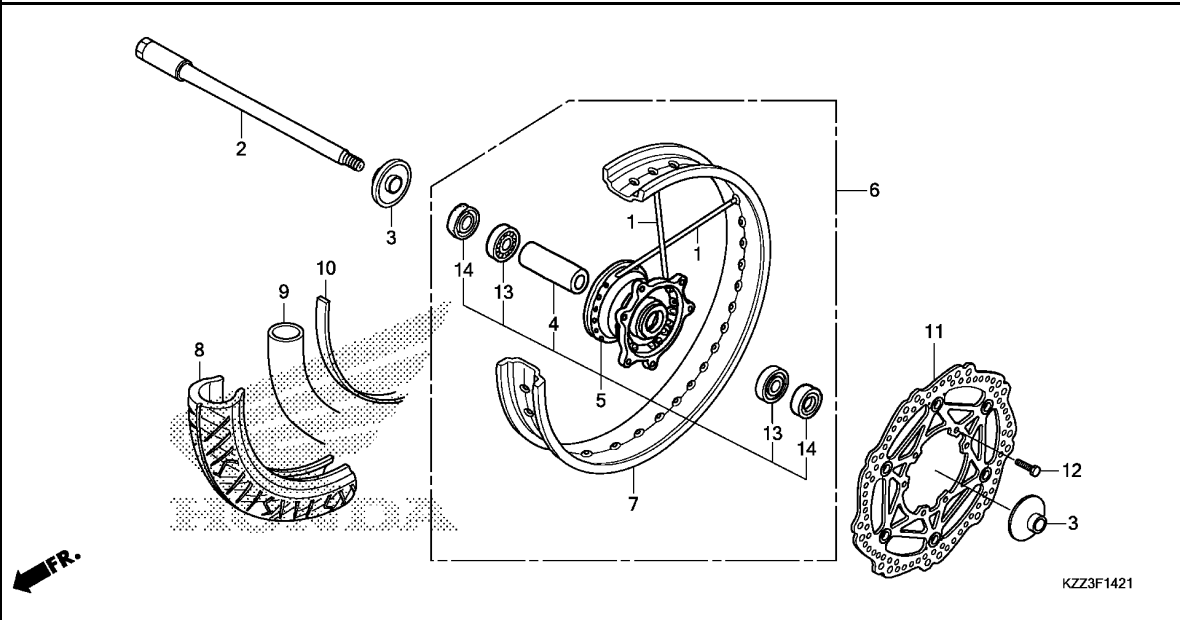
3

Ref. No.	Part No.	Description	Reqd. QTY			Serial No.	Parts catalogue code
			CRF 250L D	CRF 250L E	CRF 250M E		
1	06440-KZZ-900	SPOKE SET, FR.	36	36	-		
2	42717-329-000	CAP, RIM HOLE	1	1	-		
3	44301-KZZ-900	AXLE, FR. WHEEL	1	1	-		
4	44310-KZZ-900	COLLAR COMP., FR. WHEEL SIDE	2	2	-		
5	44620-KZZ-900	COLLAR, FR. AXLE DISTANCE ...	1	1	-		
6	44635-KZZ-900	HUB SUB ASSY., FR.	1	1	-		
7	44650-KZZ-900	WHEEL SUB ASSY., FR.	1	1	-		
8	44701-KZZ-901	RIM, FR. WHEEL(21X1.60)	1	1	-		
9	44711-KZZ-901	TIRE, FR.(IRC)(3.00-21 51P) -	1	1	-		
10	44712-KAE-005	TUBE, TIRE(IRC)(3.00-21)	1	1	-		
11	44713-KZZ-901	FLAP, TIRE(IRC)	1	1	-		
12	45351-KZZ-901	DISK, FR. BRAKE	1	1	-		
13	90105-KZZ-900	BOLT, DISK, 6X17	6	6	-		
14	91251-KZZ-901	DUST SEAL, 23X35X5	2	2	-		
15	96140-62020-10	BEARING, RADIAL BALL, 6202U -	2	2	-		

F-14-21

FRONT WHEEL(CRF250M)

F13



Ref. No.	L.O.N.	(Relative ref. Number) Description	F.R.T.
2		(14)	
2	710151	AXLE, FRONT WHEEL	0.3
5		(1)	
	710103	HUB, FRONT WHEEL	2.4
6	7101D4	FRONT WHEEL	0.9
7	710109	RIM, WHEEL :FRONT	2.3
8		(10)	
9	710139	FRONT TIRE(ONE)	0.8
		(10)	
	710140	TUBE, FRONT TIRE(ONE)	0.8
11	711120	DISC, FRONT BRAKE	0.4
13	710115	BEARING, FRONT WHEEL(ONE)	0.5
	710115G	.Replace 1 bearing add	0.1

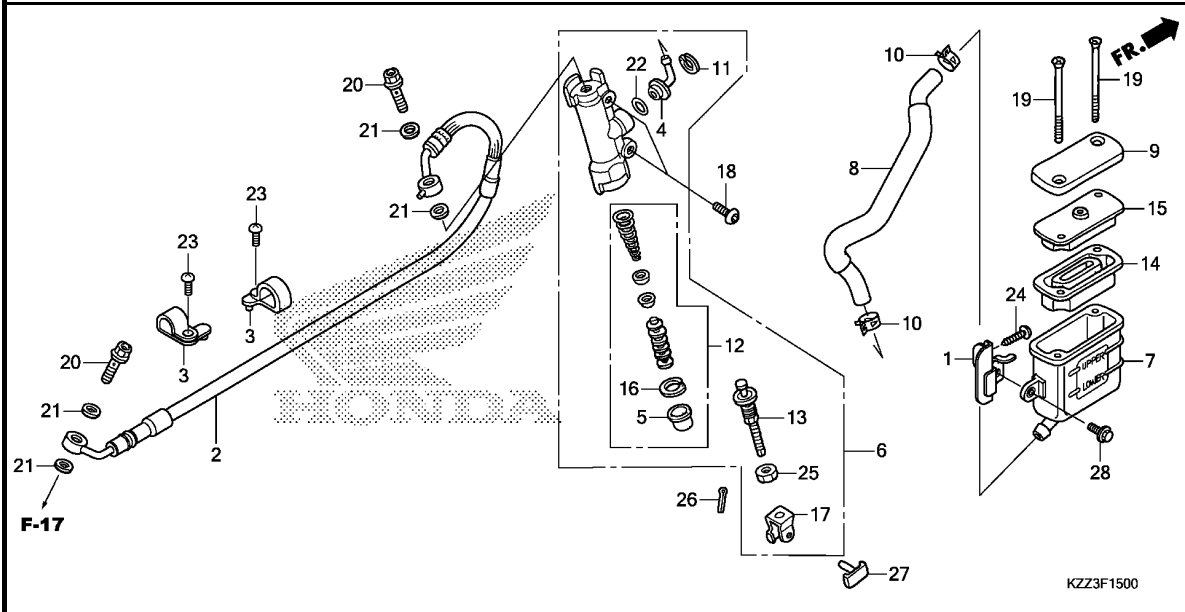
Ref. No.	Part No.	Description	Reqd. QTY			Serial No.	Parts catalogue code
			CRF 250L D	CRF 250L E	CRF 250M E		
1	06440-KZZ-A20	SPOKE SET, FR.	-	-	36		
2	44301-KZZ-900	AXLE, FR. WHEEL	-	-	1		
3	44310-KZZ-900	COLLAR COMP., FR. WHEEL SIDE	-	-	2		
4	44620-KZZ-900	COLLAR, FR. AXLE DISTANCE	-	-	1		
5	44635-KZZ-A20	HUB SUB ASSY., FR.	-	-	1		
6	44650-KZZ-C01	WHEEL SUB ASSY., FR.	-	-	1	-----	2ED,3E
	44650-KZZ-A21	-	-	1	-----	E,ED
7	44701-KZZ-C02	RIM, FR. WHEEL(17X2.75)	-	-	1	-----	2ED,3E
	44701-KZZ-A22	-	-	1	-----	E,ED
8	44711-KZZ-A21	TIRE, FR.(IRC) (110/70-17 M/C 54S)	-	-	1		
9	44712-KZZ-A21	TUBE, TIRE(IRC)(110/70-17) ..	-	-	1		
10	44713-KZZ-A21	FLAP, TIRE(IRC)	-	-	1		
11	45120-KZZ-A21	DISK COMP., FR. BRAKE	-	-	1		
12	90105-KZZ-900	BOLT, DISK, 6X17	-	-	6		
13	91014-KPS-732	BEARING, RADIAL BALL, 6202U (NSK)	-	-	2		
	91051-KEB-G01	BEARING, RADIAL BALL, 6202U (FUJIKOSHI)	-	-	2		
	91051-KRJ-791	BEARING, RADIAL BALL, 6202U (NTN)	-	-	2		
14	91251-KZZ-901	DUST SEAL, 23X35X5	-	-	2		

3

F-15

REAR BRAKE MASTER CYLINDER

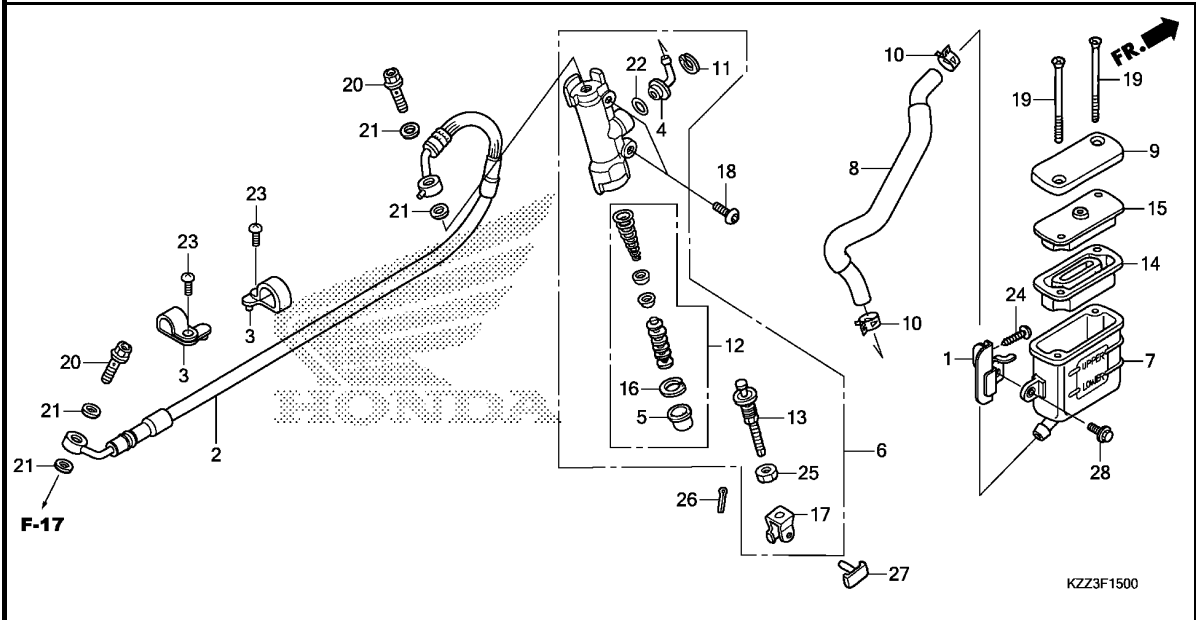
F14



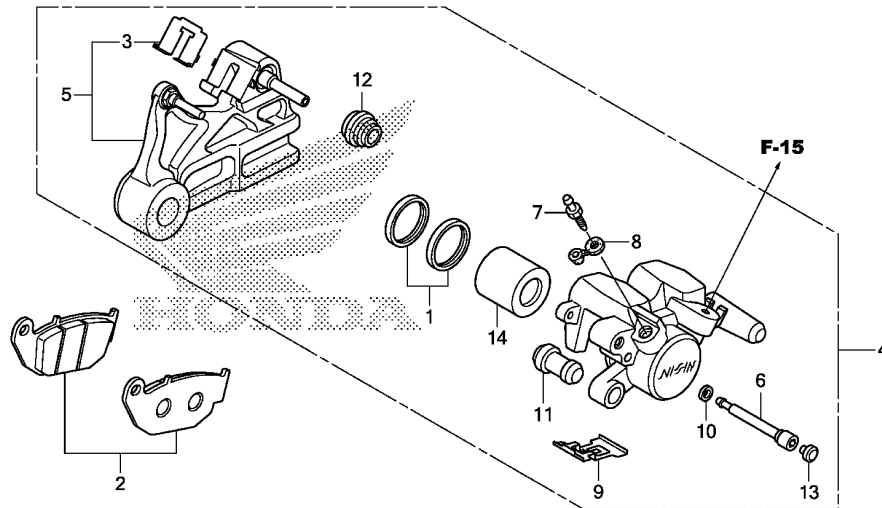
Ref. No.	L.O.N.	(Relative ref. Number) Description	F.R.T.
2	712130	HOSE, REAR BRAKEINCLUDES: Bleed brakes	0.4
6	712125	CYLINDER, REAR BRAKE MASTER .. .INCLUDES: Bleed brakes	0.5
7	7121F6	CUP, REAR MASTER CYLINDER OIL	0.2
8	7121C2	HOSE, REAR MASTER CYLINDER OIL CUP	0.3
12	7121H0	PISTON SET, REAR BRAKE MASTER .INCLUDES: Bleed brakes	0.5
14	7121G7	DIAPHRAGM, REAR BRAKE MASTER CYLINDER	0.1

3

Ref. No.	Part No.	Description	Reqd. QTY			Serial No.	Parts catalogue code
			CRF 250L D	CRF 250L E	CRF 250M E		
1	17270-KZZ-900	STAY COMP., OIL CUP	1	1	1		
2	43310-KZZ-901	HOSE COMP., RR. BRAKE	1	1	1		
3	43468-KFB-000	GUIDE, BRAKE HOSE	2	2	2		
4	43503-KS6-701	CONNECTOR, MASTER CYLINDER ..	1	1	1		
5	43504-MB2-006	BOOT COMP.	1	1	1		
6	43510-KZZ-901	CYLINDER SUB ASSY., RR. BRAKE MASTER(NISSIN)	1	1	1		
7	43511-KW7-881	CUP COMP., OIL(NISSIN)	1	1	1		
8	43512-KZZ-901	HOSE COMP., RR. BRAKE MASTER CYLINDER	1	1	1		
9	43513-KTY-C01	CAP, MASTER CYLINDER	1	1	1		
10	43514-KS6-701	CLAMP, MASTER CYLINDER OIL HOSE	2	2	2		
11	43517-KS6-701	CIRCLIP, RR. MASTER CYLINDER	1	1	1		
12	43520-MJ6-315	PISTON SET, MASTER CYLINDER (NISSIN)	1	1	1		
13	43530-KZZ-901	ROD COMP., PUSH	1	1	1		
14	45520-GW0-911	DIAPHRAGM	1	1	1		
15	45521-GW0-911	PLATE, DIAPHRAGM	1	1	1		
16	46182-MEL-D21	CIRCLIP	1	1	1		
17	46504-KV6-702	JOINT, BRAKE ROD	1	1	1		
18	90106-KGH-600	BOLT, BRAKE DISK, 6X17	2	2	2		
19	90140-KZZ-901	SCREW, FLAT, 4X45	2	2	2		
20	90145-MS9-612	BOLT, OIL, 10X22	2	2	2		
21	90545-300-000	WASHER, OIL BOLT	4	4	4		



Ref. No.	Part No.	Description	Reqd. QTY			Serial No.	Parts catalogue code
			CRF 250L D	CRF 250L E	CRF 250M E		
22	91212-422-006	O-RING, 14.8X2.4	1	1	1		
23	93500-05016-0A	SCREW, PAN, 5X16	2	2	2		
24	93903-26380	SCREW, TAPPING, 6X20	1	1	1		
25	94002-08000-0S	NUT, HEX., 8MM	1	1	1		
26	94201-20120	PIN, SPLIT, 2.0X12	1	1	1		
27	95015-54000	PIN D, JOINT	1	1	1		
28	96300-06014-00	BOLT, FLANGE, 6X14	1	1	1		



KZZ3F1700

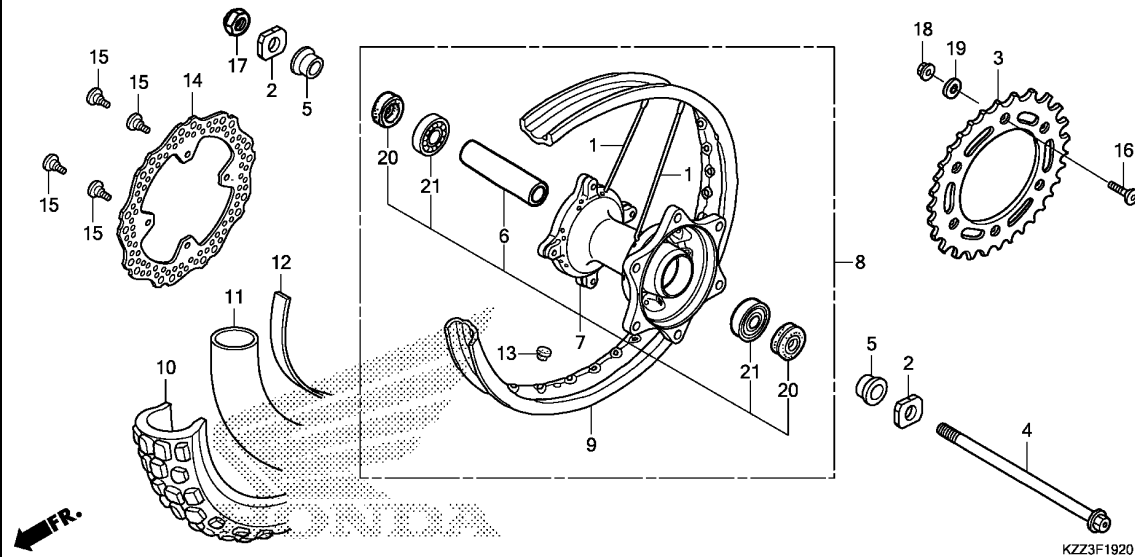
Ref. No.	L.O.N.	(Relative ref. Number) Description	F.R.T.
2	711140	SHOE(PAD) SET, BRAKE :REAR ...	0.1
4	711155	CALIPER, REAR BRAKEINCLUDES: Bleed brakes	0.5
5	7111C1	BRACKET, REAR CALIPER	0.5
14	7111D5	PISTON, REAR BRAKE CALIPERINCLUDES: Bleed brakes	0.6

Ref. No.	Part No.	Description	Reqd. QTY			Serial No.	Parts catalogue code
			CRF 250L D	CRF 250L E	CRF 250M E		
1	06431-MA3-405	SEAL SET, PISTON	1	1	1		
2	06435-KZZ-901	PAD SET, RR.	1	1	1		
3	43112-KZZ-901	RETAINER	1	1	1		
4	43150-KZZ-902	CALIPER SUB ASSY., RR.(NISSIN)	1	1	-	----- 2BR,BR,KO,LA	
	43150-KZZ-901	1	-	-	----- E,ED,F,PH,U	
	43150-KZZ-902	-	-	1		
5	43190-KZZ-901	BRACKET SUB ASSY., RR.	1	1	1		
6	43215-KGH-901	PIN, HANGER	1	1	1		
7	43352-568-003	SCREW, BLEEDER(NISSIN)	1	1	1		
8	43353-461-771	CAP, BLEEDER	1	1	1		
9	43108-KSP-B51	SPRING, PAD(NISSIN)	1	1	-	----- 2BR,BR,KO,LA	
	45108-ML7-922	1	-	-	----- E,ED,F,PH,U	
	43108-KSP-B51	-	-	1		
10	45111-MAJ-G41	RING, STOPPER	1	1	1		
11	45132-166-016	BOOT, PIN BUSH(NISSIN)	1	1	1		
12	45133-MA3-006	BOOT B	1	1	1		
13	45203-MCC-006	PLUG, PIN	1	1	1		
14	45218-MAJ-G41	PISTON B, 27X35	1	1	1		

F-19-20

REAR WHEEL(CRF250L)

G 1



Ref. No.	L.O.N.	(Relative ref. Number) Description	F.R.T.
3	7101A0	SPROCKET, FINAL DRIVEN (20)	0.4
4	710160	AXLE, REAR WHEEL	0.3
7	710121	HUB, REAR WHEEL (1)	2.5
8	710118	REAR WHEEL	1.0
9	710127	RIM, WHEEL :REAR (12)	2.4
10	710142	REAR TIRE(ONE) (12)	0.9
11	7101A7	TUBE, REAR TIRE(ONE)	0.9
14	711145	DISC, REAR BRAKE	0.4
21	710133	BEARING, REAR WHEEL(ONE)	0.5
	710133G	.Replace 1 bearing add	0.1

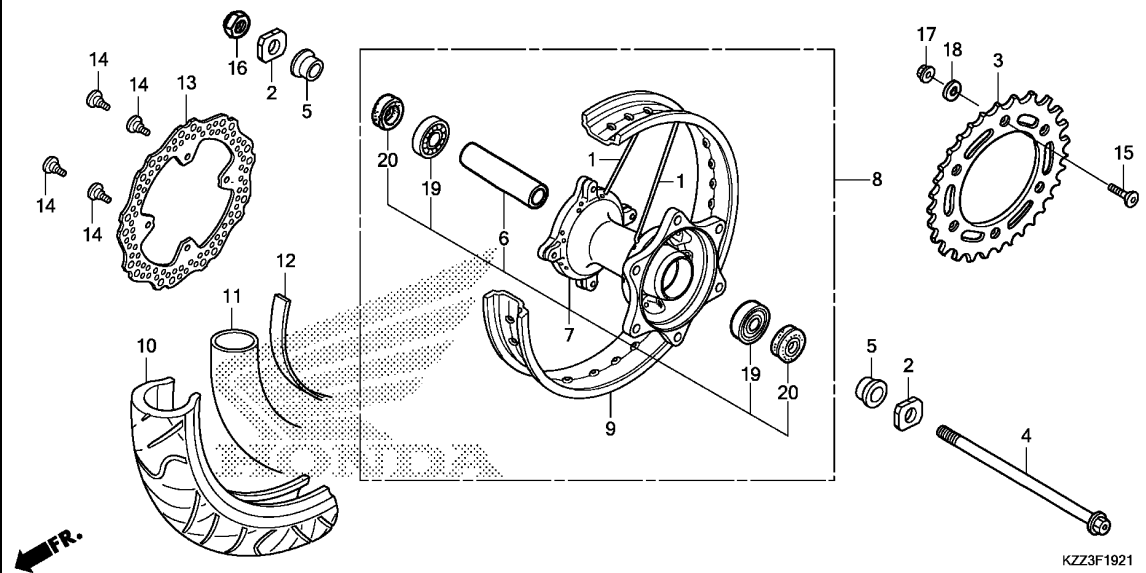
Ref. No.	Part No.	Description	Reqd. QTY			Serial No.	Parts catalogue code
			CRF 250L D	CRF 250L E	CRF 250M E		
1	06420-KZZ-900	SPOKE SET, RR.	32	32	-		
2	40544-KZZ-900	ADJUSTER, CHAIN	2	2	-		
3	41201-KCV-680	SPROCKET, FINAL DRIVEN(40T)	1	1	-		
4	42301-KZZ-900	AXLE, RR. WHEEL	1	1	-		
5	42312-KZZ-900	COLLAR, RR. WHEEL	2	2	-		
6	42620-KZZ-900	COLLAR, RR. AXLE DISTANCE	1	1	-		
7	42635-KZZ-900	HUB SUB ASSY., RR.	1	1	-		
8	42650-KZZ-900	WHEEL SUB ASSY., RR.	1	1	-		
9	42701-KZZ-901	RIM, RR. WHEEL(18X2.15)	1	1	-		
10	42711-KZZ-901	TIRE, RR.(IRC) (120/80-18 M/C 62P)	1	1	-		
11	42712-KT1-671	TUBE, TIRE(IRC)(120/80-18)	1	1	-		
12	42713-KZZ-901	FLAP, TIRE(IRC)	1	1	-		
13	42717-329-000	CAP, RIM HOLE	1	1	-		
14	43351-KZZ-901	DISK, RR. BRAKE	1	1	-		
15	90105-KSP-930	BOLT, DISK, 8X22	4	4	-		
16	90125-KZZ-900	BOLT, SPROCKET FIXING, 10X31	6	6	-		
17	90306-KCJ-951	NUT, U, 16MM	1	1	-		
18	90306-KZZ-901	NUT, U, 10MM	6	6	-		
19	90438-463-000	WASHER, SPECIAL, 11X21X2.3	6	6	-		
20	91253-033-003	OIL SEAL, 25X47X6.5	2	2	-		
21	96140-63030-10	BEARING, RADIAL BALL, 6303U	2	2	-		

3

F-19-21

REAR WHEEL(CRF250M)

G 2



Ref. No.	L.O.N.	(Relative ref. Number) Description	F.R.T.
3	7101A0	SPROCKET, FINAL DRIVEN (20)	0.4
4	710160	AXLE, REAR WHEEL	0.3
7	710121	HUB, REAR WHEEL (1)	2.5
8	710118	REAR WHEEL	1.0
9	710127	RIM, WHEEL :REAR (12)	2.4
10	710142	REAR TIRE(ONE) (12)	0.9
11	7101A7	TUBE, REAR TIRE(ONE)	0.9
13	711145	DISC, REAR BRAKE	0.4
19	710133	BEARING, REAR WHEEL(ONE)	0.5
	710133G	.Replace 1 bearing add	0.1

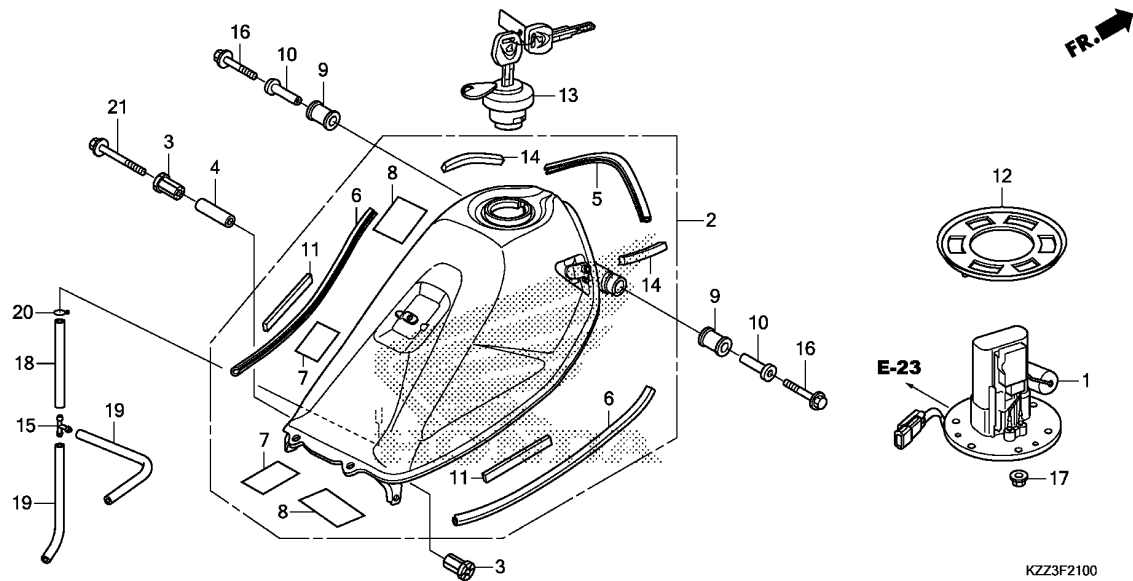
Ref. No.	Part No.	Description	Reqd. QTY			Serial No.	Parts catalogue code
			CRF 250L D	CRF 250L E	CRF 250M E		
1	06420-KZZ-A20	SPOKE SET, RR.	-	-	32		
2	40544-KZZ-900	ADJUSTER, CHAIN	-	-	2		
3	41201-MAG-650	SPROCKET, FINAL DRIVEN(39T)	-	-	1		
4	42301-KZZ-900	AXLE, RR. WHEEL	-	-	1		
5	42312-KZZ-900	COLLAR, RR. WHEEL	-	-	2		
6	42620-KZZ-900	COLLAR, RR. AXLE DISTANCE	-	-	1		
7	42635-KZZ-A20	HUB SUB ASSY., RR.	-	-	1		
8	42650-KZZ-C01	WHEEL SUB ASSY., RR.	-	-	1	-----	2ED,3E
	42650-KZZ-A21		-	-	1	-----	E,ED
9	42701-KZZ-C02	RIM, RR. WHEEL(17X3.50)	-	-	1	-----	2ED,3E
	42701-KZZ-A22		-	-	1	-----	E,ED
10	42711-KZZ-A21	TIRE, RR.(IRC) (130/70-17 M/C 62S)	-	-	1		
11	42712-KZZ-A21	TUBE, TIRE(IRC)(130/70-17)	-	-	1		
12	42713-KZZ-A21	FLAP, TIRE(IRC)	-	-	1		
13	43351-KZZ-901	DISK, RR. BRAKE	-	-	1		
14	90105-KSP-930	BOLT, DISK, 8X22	-	-	4		
15	90125-KZZ-900	BOLT, SPROCKET FIXING, 10X31	-	-	6		
16	90306-KCJ-951	NUT, U, 16MM	-	-	1		
17	90306-KZZ-901	NUT, U, 10MM	-	-	6		
18	90438-463-000	WASHER, SPECIAL, 11X21X2.3	-	-	6		
19	91051-KPS-732	BEARING, BALL RADIAL, 6303U (NSK)	-	-	2		
20	91253-033-003	OIL SEAL, 25X47X6.5	-	-	2		

3

F-21

FUEL TANK

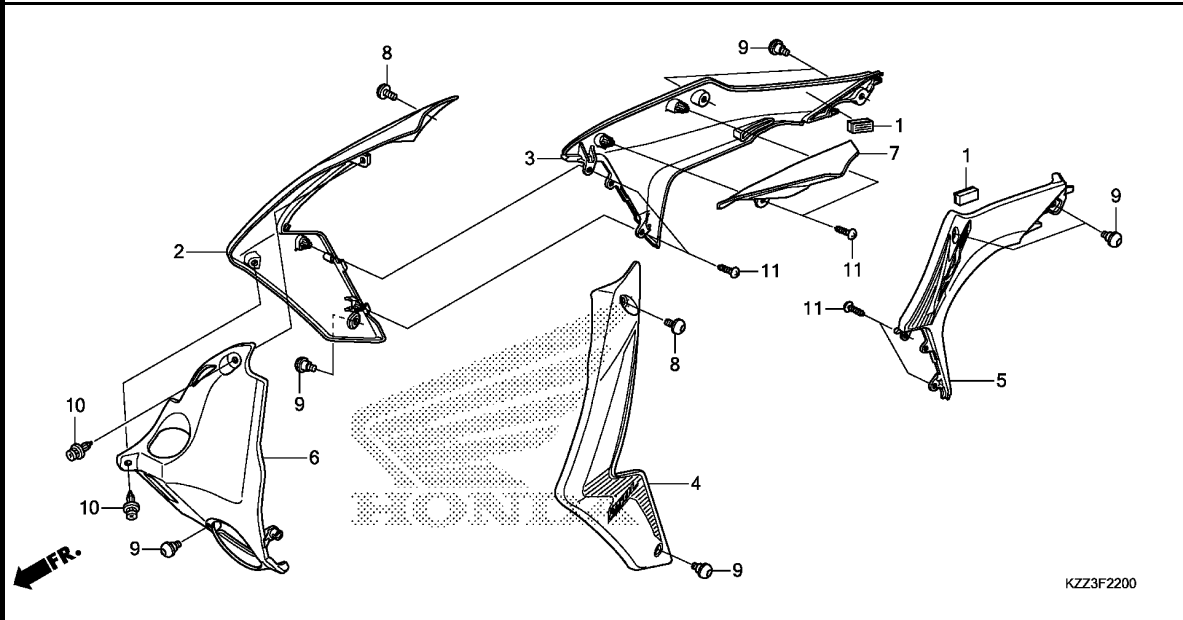
G 3



Ref. No.	L.O.N.	(Relative ref. Number) Description	F.R.T.
1		(12)	
310120		PUMP ASSY., FUEL	0.6
2		310100 TANK, FUEL	0.5

Ref. No.	Part No.	Description	Reqd. QTY			Serial No.	Parts catalogue code
			CRF 250L D	CRF 250L E	CRF 250M E		
1	16700-KZZ-901	PUMP ASSY., FUEL	1	1	1		
2	17500-KZZ-900ZB	TANK ASSY., FUEL					
		NH105...MAT BLACK (#15-#20)	1	1	-		
	17500-KZZ-900ZC	*NH1*...BLACK	-	-	1		
3	17506-KZZ-900	CUSHION, FUEL TANK PIVOT	2	2	2		
4	17507-KZZ-900	COLLAR, TANK SET	1	1	1		
5	17516-KZZ-900	TRIM A, FUEL TANK	1	1	1		
6	17517-KZZ-900	TRIM B, FUEL TANK	2	2	2		
7	17521-KY1-300	SEAL, TANK	2	2	2		
8	17528-KCZ-930	TAPE B, TANK GUARD	2	2	2		
9	17534-MFJ-D00	RUBBER, RR. TANK MOUNTING ... (FRONT SIDE)	2	2	2		
10	17538-KZZ-900	COLLAR	2	2	2		
11	17544-KZZ-900	RUBBER, TANK GUARD	2	2	2		
12	17574-MGS-D30	PACKING, BASE	1	1	1		
13	17620-MEG-003	CAP COMP., FUEL FILLER (HONDA LOCK)	1	1	1		
14	17850-KZZ-900	CUSHION, SHROUD	2	2	2		
15	38581-671-003	JOINT, TUBE	1	1	1		
16	90004-GHB-710	BOLT, FLANGE, 6X40(NSHF)	2	2	2		
17	94050-06080	NUT, FLANGE, 6MM	6	6	6		
18	95001-45300-40	TUBE, FUEL, 4.5X300 (95001-45001-60M)	1	1	1		
19	95001-45380-40	TUBE, FUEL, 4.5X380 (95001-45001-60M)	2	2	2		
20	95002-02080	CLIP, TUBE(B8)	1	1	1		
21	96001-06065-00	BOLT, FLANGE, 6X65	1	1	1		

3

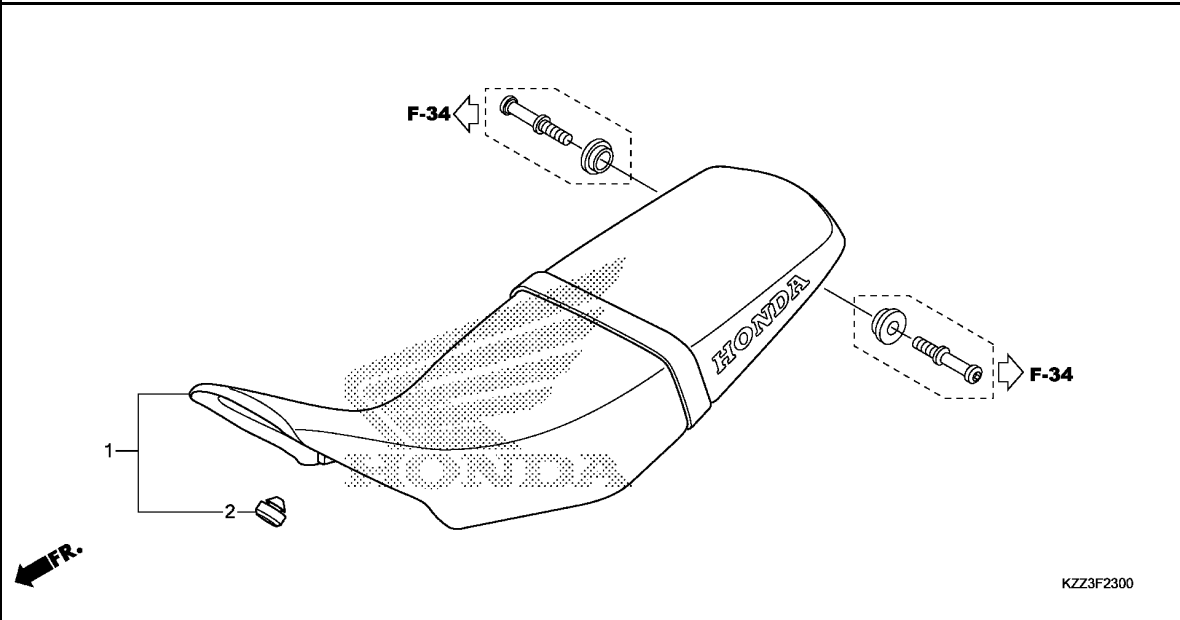


Ref. No.	L.O.N.	(Relative ref. Number) Description	F.R.T.
2		(3,7)	
1151A0		SHROUD, RADIATOR :RIGHT	0.2
4		(5)	
115126		SHROUD, RADIATOR :LEFT	0.1
1151A5		SHROUD, RADIATOR :BOTH	0.3
6		COVER, RADIATOR RESERVE TANK -	0.1

KZZ3F2200

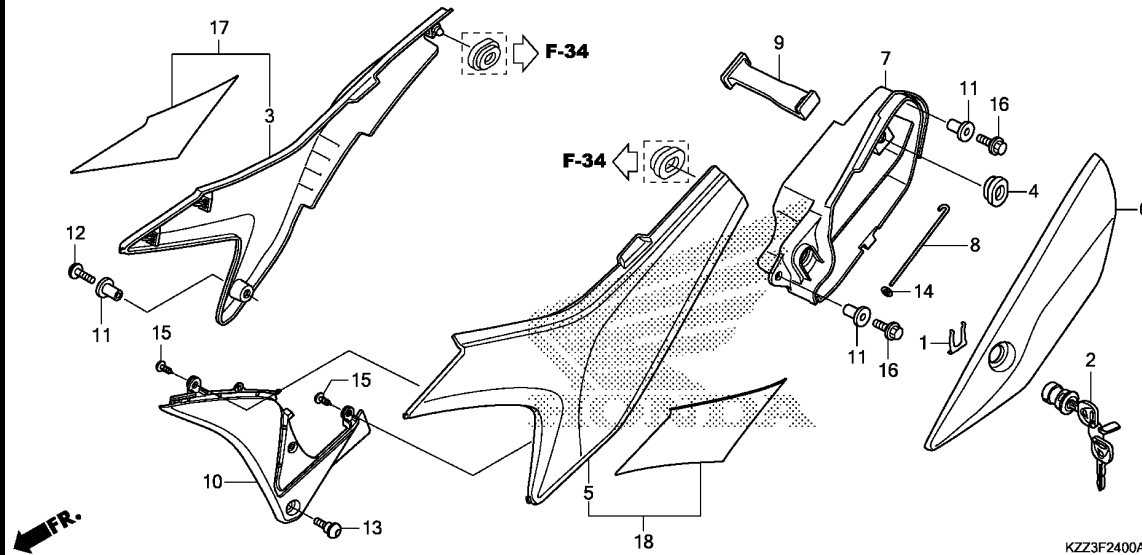


Ref. No.	Part No.	Description	Reqd. QTY			Serial No.	Parts catalogue code
			CRF 250L D	CRF 250L E	CRF 250M E		
1	19050-KZZ-900	FASTENER, DUAL LOCK(11X28) ..	2	-	-		
2	19070-KZZ-900ZD	SHROUD SET, R. FR.(WL)					
		TYPE1	1	1	-		
	19070-KZZ-A20ZA	*TYPE2*	-	-	1	-----	2ED,3E
	19070-KZZ-A20ZB	*TYPE1*	-	-	1	-----	E,ED
3	19075-KZZ-900ZD	SHROUD SET, R. RR.(WL)					
		TYPE1	1	1	-		
	19075-KZZ-A20ZA	*TYPE2*	-	-	1	-----	2ED,3E
	19075-KZZ-A20ZB	*TYPE1*	-	-	1	-----	E,ED
4	19090-KZZ-900ZD	SHROUD SET, L. FR.(WL)					
		TYPE1	1	1	-		
	19090-KZZ-A20ZA	*TYPE2*	-	-	1	-----	2ED,3E
	19090-KZZ-A20ZB	*TYPE1*	-	-	1	-----	E,ED
5	19095-KZZ-900ZD	SHROUD SET, L. RR.(WL)					
		TYPE1	1	1	-		
	19095-KZZ-A20ZA	*TYPE2*	-	-	1	-----	2ED,3E
	19095-KZZ-A20ZB	*TYPE1*	-	-	1	-----	E,ED
6	19160-KZZ-900	COVER, FR. RESERVE TANK	1	1	1		
7	19170-KZZ-900	COVER, RR. RESERVE TANK	1	1	1		
8	90132-KPP-T00	SCREW, PAN, 6X10	2	2	2		
9	90133-KPP-T00	SCREW, PAN, 6X14	7	7	7		
10	90683-MBW-003	CLIP, BODY	2	2	2		
11	93903-24320	SCREW, TAPPING, 4X12	6	6	6		



Ref. No.	L.O.N.	(Relative ref. Number) Description	F.R.T.
1	4131E4	SEAT :DOUBLE	0.1

Ref. No.	Part No.	Description	Reqd. QTY			Serial No.	Parts catalogue code
			CRF 250L D	CRF 250L E	CRF 250M E		
1	77200-KZZ-900ZD	SEAT ASSY., DOUBLE	1	1	-		
	77200-KZZ-A20ZA	*TYPE1*.....	-	-	1	-----	2ED,3E
	77200-KZZ-900ZB	*TYPE3*.....	-	-	1	-----	E,ED
2	77215-GC2-000	RUBBER B, SEAT STOPPER	1	1	1		



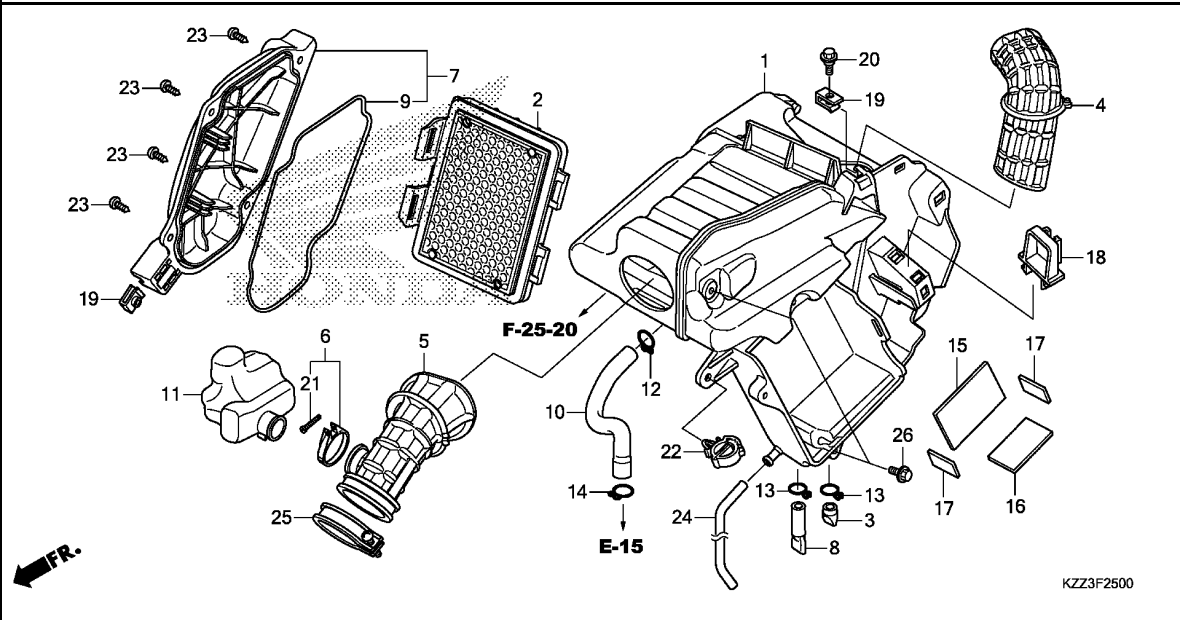
Ref. No.	L.O.N.	(Relative ref. Number) Description	F.R.T.
2	4101N3	KEY, TOOL BOX OR BAG	0.1
3		(17)	
4	4111H9	COVER, SIDE :RIGHT	0.1
5		(10,18)	
6	4111H8	COVER, SIDE :LEFT	0.1
7	4111J0	COVER, SIDE :BOTH	0.1
8	4101B1	COVER, TOOL BOX	0.1
9	410190	BOX OR BAG, TOOL	0.1

KZZ3F2400A

Ref. No.	Part No.	Description	Reqd. QTY			Serial No.	Parts catalogue code
			CRF 250L D	CRF 250L E	CRF 250M E		
1	37222-MCS-600	SPRING, LOCK KEY SETTING	1	1	1		
2	77233-MBL-611	LOCK ASSY., POCKET LID	1	1	1		
3	83501-KZZ-900ZC	COVER, R. SIDE					
		NH196.....ROSS WHITE	1	1	-		
		NH1.....BLACK	-	-	1	-----	2ED,3E
4	83551-GE2-000	GROMMET, AIR CLEANER CASE	1	1	1		
5	83601-KZZ-900ZC	COVER, L. SIDE					
		NH196.....ROSS WHITE	1	1	-		
		NH1.....BLACK	-	-	1	-----	2ED,3E
6	83602-KZZ-900ZB	COVER, TOOL BOX					
		NH196.....ROSS WHITE	1	1	-		
		NH1.....BLACK	-	-	1		
7	83603-KZZ-900	BOX, TOOL	1	1	1		
8	83604-KZZ-900	HINGE, TOOL BOX	1	1	1		
9	83607-KZZ-900	BAND, TOOL	1	1	1		
10	83701-KZZ-900	COVER, L. SIDE LOWER	1	1	1		
11	83905-KZZ-900	COLLAR, SIDE COVER	3	3	3		
12	90132-KZZ-900	SCREW, PAN, 6X18	1	1	1		
13	90133-KPP-T00	SCREW, PAN, 6X14	1	1	1		
14	90310-ZB7-701	NUT, PUSH, 2.6	1	1	1		
15	93903-24280	SCREW, TAPPING, 4X10	2	2	2		
16	96001-06018-00	BOLT, FLANGE, 6X18	2	2	2		
17	83500-KZZ-A20ZB	COVER SET, R. SIDE(WL)					
		TYPE1.....	-	-	1	-----	E,ED
18	83600-KZZ-A20ZB	COVER SET, L. SIDE(WL)					
		TYPE1.....	-	-	1	-----	E,ED

F-25

AIR CLEANER



Ref. No.	L.O.N.	(Relative ref. Number) Description	F.R.T.
1	3121A5	CASE, AIR CLEANER	1.2
2	312105	ELEMENT, AIR CLEANER	0.1
4	3121D3	DUCT, AIR INTAKE	1.1
5	3121B6	TUBE, AIR CLEANER CONNECTING (9)	1.1
7	312102	COVER, AIR CLEANER CASE	0.1
11	3121C1	RESONATOR	0.5

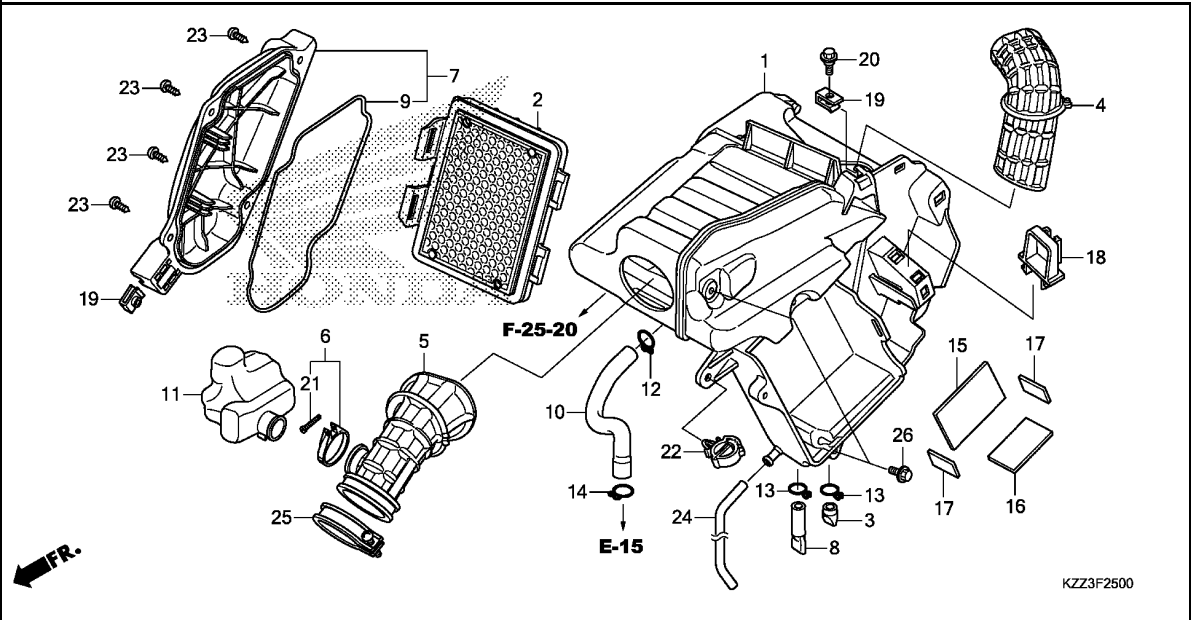
Ref. No.	Part No.	Description	Reqd. QTY			Serial No.	Parts catalogue code
			CRF 250L D	CRF 250L E	CRF 250M E		
1	17210-KZZ-900	CASE COMP., AIR CLEANER	1	1	1		
2	17220-KZZ-900	ELEMENT COMP., AIR CLEANER ..	1	1	1		
3	17234-KCW-871	TUBE, AIR CLEANER DRAIN	1	1	1		
4	17241-KZZ-900	DUCT, AIR CLEANER	1	1	1		
5	17251-KZZ-900	TUBE, AIR CLEANER CONNECTING ..	1	1	1		
6	17255-MCG-000	BAND, RESONATOR(28)	1	1	1		
7	17260-KZZ-900	LID COMP., AIR CLEANER	1	1	1		
8	17261-KVB-T00	TUBE, DRAIN	1	1	1		
9	17262-KZZ-900	SEAL, AIR CLEANER	1	1	1		
10	17265-KZZ-900	TUBE, BREATHER	1	1	1		
11	17311-KZZ-900	RESONATOR	1	1	1		
12	17316-611-000	CLIP, BREATHER TUBE	1	1	1		
13	17371-174-670	CLIP, BREATHER TUBE	2	2	2		
14	17724-102-700	CLIP, SUB TANK HOSE	1	1	1		
15	31511-KCZ-J60	RUBBER, BATTERY CUSHION	1	1	1		
16	31511-KE2-850	RUBBER, BATTERY CUSHION	1	1	1		
17	31511-KZZ-900	RUBBER, BATTERY CUSHION	2	2	2		
18	80105-KZZ-900	STAY, FUSE BOX	1	1	1		
19	84601-HC4-000	NUT, FENDER SETTING(6MM)	2	2	2		
20	90109-KZZ-900	BOLT, FLANGE, 6MM	1	1	1		
21	90227-GHR-E00	SCREW, PAN, 5X25	1	1	1		
22	90652-KZZ-901	CLIP	1	1	1		
23	93903-25480	SCREW, TAPPING, 5X20	4	4	4		
24	95003-19042-20	TUBE, VINYL, 7X11X420	1	1	1		



F-25

AIR CLEANER

G 8



KZZ3F2500

3

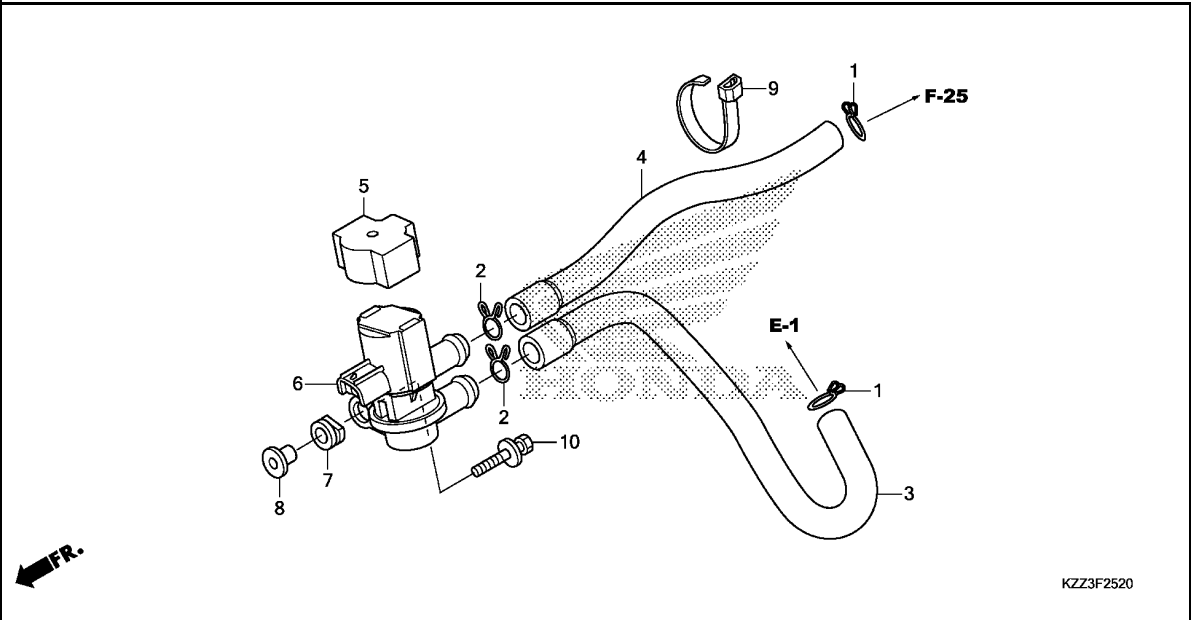
Ref. No.	Part No.	Description	Reqd. QTY			Serial No.	Parts catalogue code
			CRF 250L D	CRF 250L E	CRF 250M E		

25	95018-56250	BAND, AIR CLEANER CONNECTING TUBE (56)	1	1	1		
26	95701-06012-08	BOLT, FLANGE, 6X12	2	2	2		

F-25-20

AIR INJECTION SOLENOID VALVE

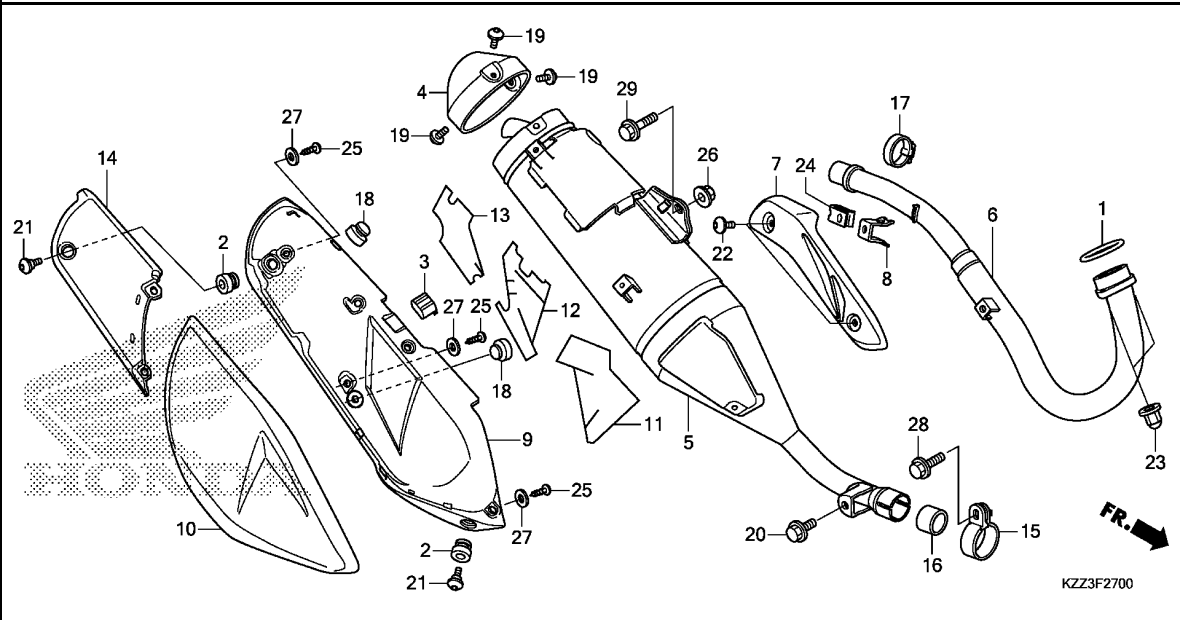
G 9



Ref. No.	L.O.N.	(Relative ref. Number) Description	F.R.T.
6	314130	VALVE, SECONDARY AIR CONTROL	0.3

Ref. No.	Part No.	Description	Reqd. QTY			Serial No.	Parts catalogue code
			CRF 250L D	CRF 250L E	CRF 250M E		
1	17316-611-000	CLIP, BREATHER TUBE	2	2	2		
2	17724-102-700	CLIP, SUB TANK HOSE	2	2	2		
3	18651-KZZ-900	TUBE, AIR INJECTION(AISV-ENG)	1	1	1		
4	18653-KZZ-900	TUBE(AISV-AIR CLEANER)	1	1	1		
5	35451-KVZ-630	CAP, AIR INJECTION SOLENOID VALVE	1	1	1		
6	36450-KVZ-631	VALVE ASSY., AIR INJECTION SOLENOID	1	1	1		
7	43516-MR5-000	RUBBER, MOUNTING	1	1	1		
8	77302-473-000	COLLAR, PILLION SEAT	1	1	1		
9	90650-KW3-000	BAND, WIRE	1	1	1		
10	93404-06028-00	BOLT-WASHER, 6X28	1	1	1		

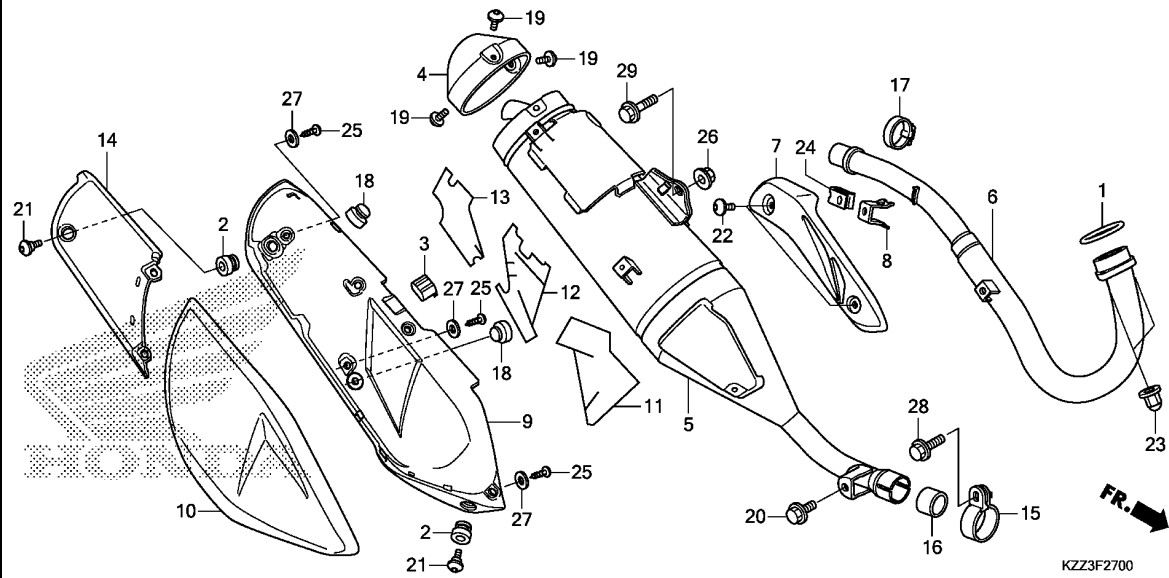
3



Ref. No.	L.O.N.	(Relative ref. Number) Description	F.R.T.
1	3131B4	GASKET, EXHAUST PIPE	0.2
4	3131F2	CAP, MUFFLER END	0.1
5	313120	MUFFLER	0.2
6	313110	PIPE, EXHAUST	0.3
7	3131A6	PROTECTOR, EXHAUST PIPE	0.1
9	313121	PROTECTOR, MUFFLER	0.3
10	3131B3	COVER, MUFFLER :FRONT	0.3
14	3131D3	COVER, MUFFLER :REAR	0.3
	3131K5	COVER, MUFFLER :BOTH	0.3
16	3131C4	GASKET, MUFFLER	0.2

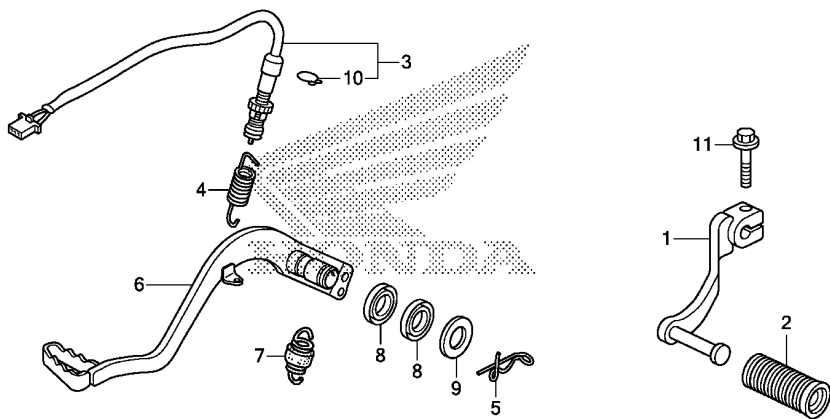


Ref. No.	Part No.	Description	Reqd. QTY			Serial No.	Parts catalogue code
			CRF 250L D	CRF 250L E	CRF 250M E		
1	18291-MEB-670	GASKET, EX. PIPE	1	1	1		
2	18293-KZZ-900	RUBBER, PROTECTOR PACKING ...	2	2	2		
3	18293-MNO-000	RUBBER, PROTECTOR	1	1	1		
4	18306-KZZ-900	CAP, TAIL	1	1	1		
5	18310-KZZ-900	MUFFLER COMP.	1	1	1		
6	18320-KZZ-900	PIPE COMP., EX.	1	1	1		
7	18325-KZZ-900	PROTECTOR, EX. PIPE	1	1	1		
8	18327-KZZ-900	STAY, EX. PIPE PROTECTOR ...	1	1	1		
9	18355-KZZ-900	PROTECTOR, MUFFLER	1	1	1		
10	18360-KZZ-900ZB	COVER, FR. MUFFLER					
	NH196ROSS WHITE	1	1	-		
	18360-KZZ-900ZC	*NH1*.....BLACK	-	-	1		
11	18361-KZZ-900	GUARD, HEAT(A)	1	1	1		
12	18362-KZZ-900	GUARD, HEAT(B)	1	1	1		
13	18363-KZZ-900	GUARD, HEAT(C)	1	1	1		
14	18365-KZZ-900	COVER, RR. MUFFLER	1	1	1		
15	18373-KZZ-900	BAND, R. EX. PIPE	1	1	1		
16	18391-KZZ-901	PACKING, MUFFLER	1	1	1		
17	19516-ML7-691	CLAMP, HOSE, 24-32MM	1	1	1		
18	83512-KZZ-900	RUBBER, MUFFLER PROTECTOR ...	2	2	2		
19	90114-KZZ-900	SCREW, SPECIAL, 5X10	3	3	3		
20	90118-KZZ-900	BOLT, FLANGE, 8X16	1	1	1		
21	90160-KZZ-900	BOLT, MUFFLER PROTECTOR(5MM)	2	2	2		
22	90170-KZZ-900	SCREW, PAN, 6X10	2	2	2		
23	90304-KPH-700	NUT, HEX. CAP, 8MM	2	2	2		



KZZ3F2700

Ref. No.	Part No.	Description	Reqd. QTY			Serial No.	Parts catalogue code
			CRF 250L D	CRF 250L E	CRF 250M E		
24	90344-964-003	NUT, CLIP, 6MM	1	1	1		
25	93913-142J0	SCREW, TAPPING, 4X12	5	5	5		
26	94050-08000	NUT, FLANGE, 8MM	1	1	1		
27	94103-04000	WASHER, PLAIN, 4MM	5	5	5		
28	95701-08035-02	BOLT, FLANGE, 8X35	1	1	1		
29	96300-08040-00	BOLT, FLANGE, 8X40	1	1	1		



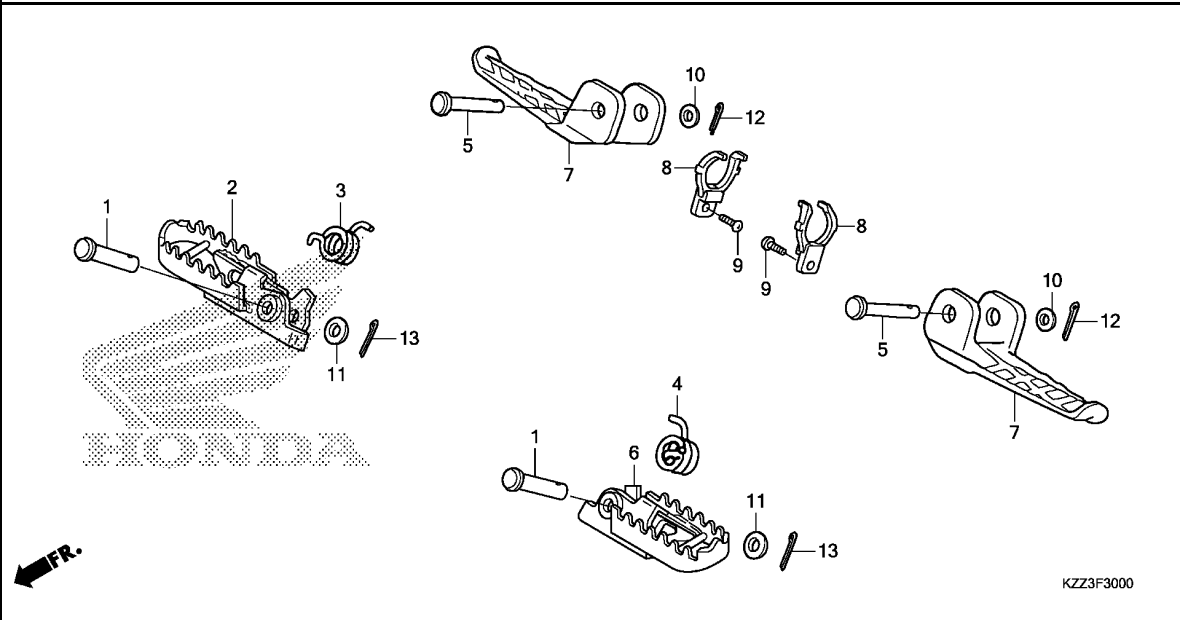
FR.

KZZ3F2900

Ref. No.	L.O.N.	(Relative ref. Number) Description	F.R.T.
1	4101A1	PEDAL, GEAR CHANGE	0.1
3	6151B5	SWITCH, REAR STOP :PEDAL SIDE	0.3
6	810160	PEDAL, REAR BRAKE	0.1

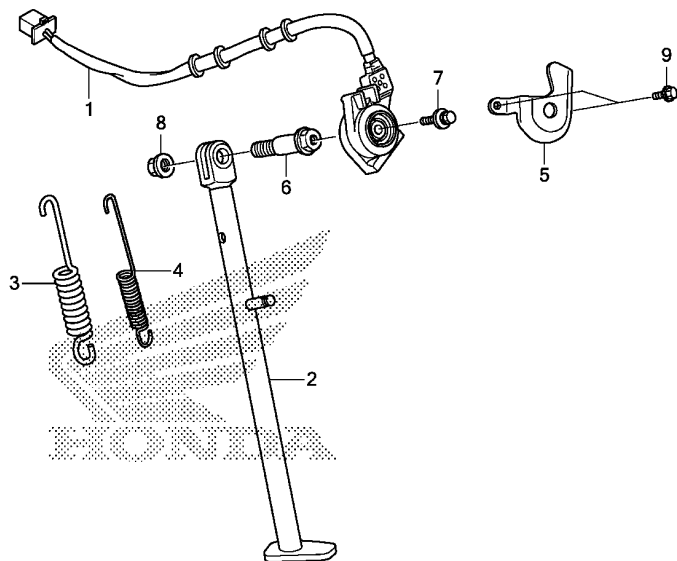
3

Ref. No.	Part No.	Description	Reqd. QTY			Serial No.	Parts catalogue code
			CRF 250L D	CRF 250L E	CRF 250M E		
1	24710-KZZ-900	PEDAL COMP., CHANGE	1	1	1		
2	24781-KR3-770	RUBBER, GEAR CHANGE PEDAL ...	1	1	1		
3	35350-KZZ-901	SWITCH ASSY., RR. STOP	1	1	1		
4	35357-KZZ-900	SPRING, STOP SWITCH	1	1	1		
5	43950-KZZ-900	PIN, SNAP	1	1	1		
6	46500-KZZ-900	PEDAL COMP., RR. BRAKE	1	1	1		
7	46511-KZ4-J00	SPRING ASSY., RR. BRAKE RETURN	1	1	1		
8	46525-KK0-003	DUST SEAL, 17X20X2.5	2	2	2		
9	90439-463-000	WASHER, PLAIN, 16MM	1	1	1		
10	90601-KAF-003	CLIP, SWITCH COVER	1	1	1		
11	95701-06020-00	BOLT, FLANGE, 6X20	1	1	1		



Ref. No.	L.O.N.	(Relative ref. Number) Description	F.R.T.
2	4101C6	BAR, MAIN STEP :RIGHT	0.1
6	4101C5	BAR, MAIN STEP :LEFT	0.1
	4101J1	BAR, MAIN STEP :BOTH	0.2
7	4101C7	BAR, PILLION STEP :LEFT	0.1
	4101C8	BAR, PILLION STEP :RIGHT	0.1
	4101P4	BAR, PILLION STEP :BOTH	0.2

Ref. No.	Part No.	Description	Reqd. QTY			Serial No.	Parts catalogue code
			CRF 250L D	CRF 250L E	CRF 250M E		
1	50603-KZZ-900	PIN, STEP JOINT	2	2	2		
2	50616-KZZ-900	STEP COMP., R.	1	1	1		
3	50617-KZZ-900	SPRING, R. STEP RETURN	1	1	1		
4	50618-KZZ-900	SPRING, L. STEP RETURN	1	1	1		
5	50639-KZZ-900	PIN, STEP BAR	2	2	2		
6	50642-KZZ-900	STEP COMP., L.	1	1	1		
7	50711-KZZ-900	STEP, PILLION	2	2	2		
8	50713-KZZ-900	GUIDE, PILLION STEP	2	2	2		
9	90020-KZZ-900	SCREW, PAN, 4X10	2	2	2		
10	94101-08000	WASHER, PLAIN, 8MM	2	2	2		
11	94102-10000	WASHER, PLAIN, 10MM	2	2	2		
12	94201-20150	PIN, SPLIT, 2.0X15	2	2	2		
13	94201-20180	PIN, SPLIT, 2.0X18	2	2	2		



FR.

KZZ3F3100

Ref. No.	L.O.N.	(Relative ref. Number) Description	F.R.T.
1	615195	SWITCH, SIDE STAND	1.1
2	410180	BAR, SIDE STAND	0.2
3		(4)	
	410182	SPRING, SIDE STAND	0.1
.NOTE: Same time for two units			

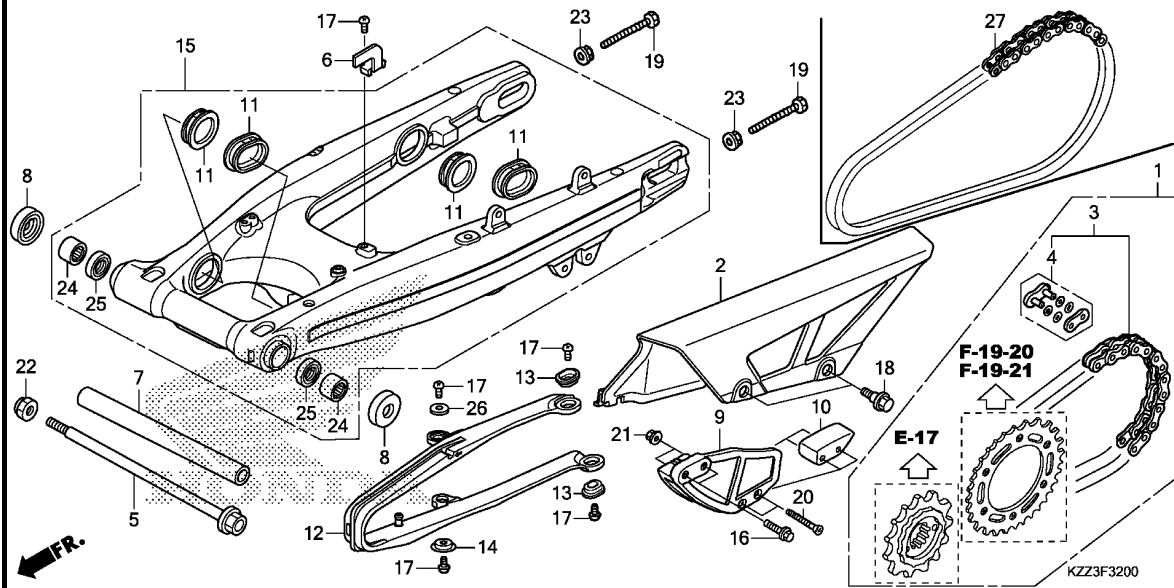
3

Ref. No.	Part No.	Description	Reqd. QTY			Serial No.	Parts catalogue code
			CRF 250L D	CRF 250L E	CRF 250M E		
1	35700-KZZ-901	SWITCH ASSY., SIDE STAND	1	1	1		
2	50530-KZZ-900	BAR, SIDE STAND	1	1	-		
	50530-KZZ-A20	-	-	1		
3	50541-MY5-860	SPRING, SIDE STAND	1	1	1		
4	50545-MY5-860	SUB SPRING, SIDE STAND	1	1	1		
5	50547-KZZ-900	GUARD, SIDE STAND SWITCH	1	1	1		
6	90108-KPP-860	BOLT, SIDE STAND PIVOT	1	1	1		
7	90147-KVY-900	BOLT, SWITCH SETTING	1	1	1		
8	90304-KGH-901	NUT, U, 10MM	1	1	1		
9	96001-06010-07	BOLT, FLANGE, 6X10	2	2	2		

F-32

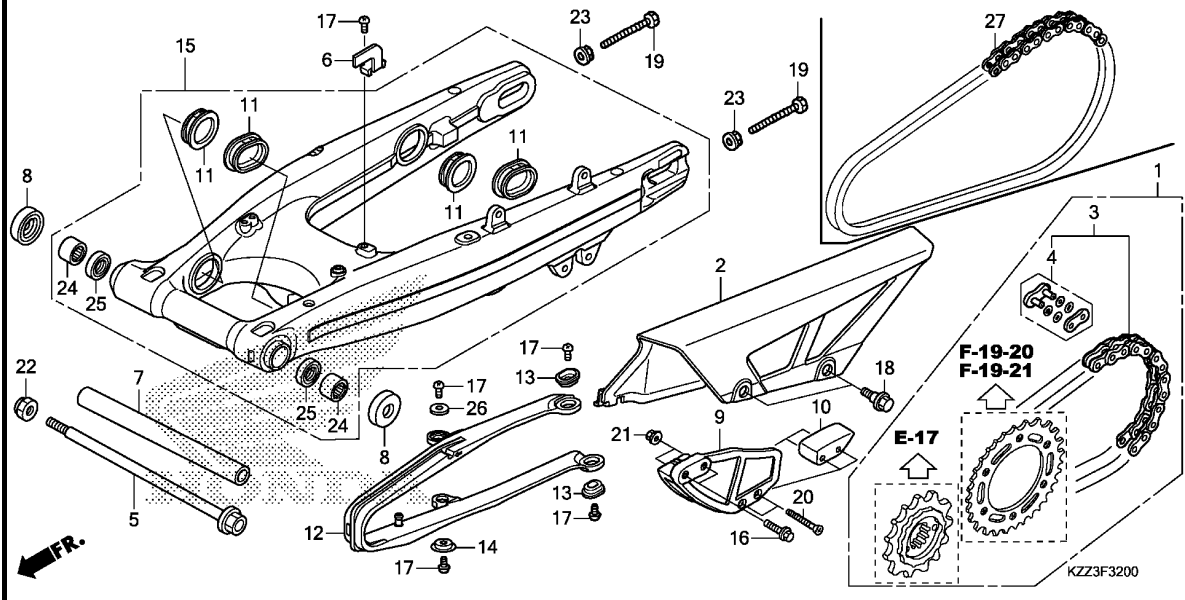
SWINGARM

G15



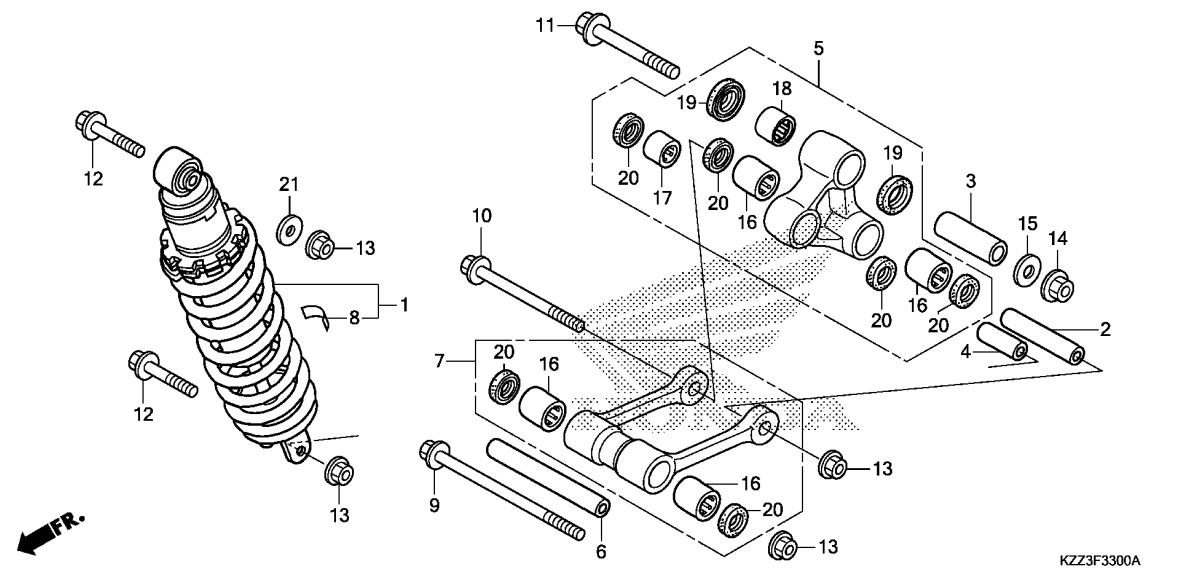
Ref. No.	L.O.N.	(Relative ref. Number) Description	F.R.T.
1	2131G4	CHAIN KIT, DRIVE	0.9
2	410195	CASE, DRIVE CHAIN	0.1
3	213165	CHAIN, DRIVE	0.5
9	4101E2	GUIDE, DRIVE CHAIN	0.1
10	4101J2	SLIDER, CHAIN GUIDE	0.1
12	4101E5	SLIDER, CHAIN	0.3
15	5121B0	SWINGARM ASSEMBLY	0.9
24		(25)	
	5121C8	BEARING, SWINGARM PIVOT :LEFT	1.0
	5121C9	BEARING, SWINGARM PIVOT :RIGHT	1.0
	5121D0	BEARING, SWINGARM PIVOT :BOTH	1.2
27	2131M1	CHAIN, DRIVE(ENDLESS)	0.7

Ref. No.	Part No.	Description	Reqd. QTY			Serial No.	Parts catalogue code
			CRF 250L D	CRF 250L E	CRF 250M E		
1	06406-KZZ-900	CHAIN KIT, DRIVE(520-120L) (14/40T)					
	06406-KZZ-A40	(STANDARD LINK 106L) CHAIN KIT, DRIVE(520-120L) (14/39T)	1	-	-	-----	E,ED,F
		(STANDARD LINK 106L)	-	-	1		
2	40510-KZZ-900	CASE, DRIVE CHAIN	1	1	-		
	40510-KZZ-A20	-	-	1		
3	40540-KYJ-902	CHAIN, DRIVE(DID520VF-120ZB) (STANDARD LINK 106L)	1	1	1	-----	2BR,2ED,3E,BR,E,ED,F,KO,LA,U
4	40545-KYJ-902	JOINT, DRIVE CHAIN(DAIDO) ...	1	1	1	-----	2BR,2ED,3E,BR,E,ED,F,KO,LA,U
5	52101-KZZ-900	BOLT, SWINGARM PIVOT	1	1	1		
6	52131-KZZ-900	STAY, CHAIN CASE	1	1	1		
7	52141-KZZ-900	COLLAR, CENTER PIVOT DISTANCE	1	1	1		
8	52144-356-005	CAP, SWINGARM DUST SEAL(NOK)	2	2	2		
9	52146-KV6-010	GUIDE, CHAIN	1	1	1		
10	52147-KV6-010	SLIDER, CHAIN GUIDE	1	1	1		
11	52161-KZZ-900	CAP, RR. SWINGARM	4	4	4		
12	52170-KZZ-900	SLIDER, CHAIN	1	1	1		
13	52171-KR6-000	WASHER, CHAIN SLIDER	2	2	2		
14	52171-MAN-620	WASHER, CHAIN SLIDER	1	1	1		
15	52200-KZZ-900	SWINGARM SUB ASSY., RR.	1	1	-		
	52200-KZZ-A21	-	-	1		
16	90103-KZZ-900	BOLT, FLANGE, 6X20	2	2	2		
17	90104-KPP-900	SCREW, PAN, 5X12	5	5	5		
18	90111-KZZ-900	BOLT, FLANGE, 6MM	2	2	2		



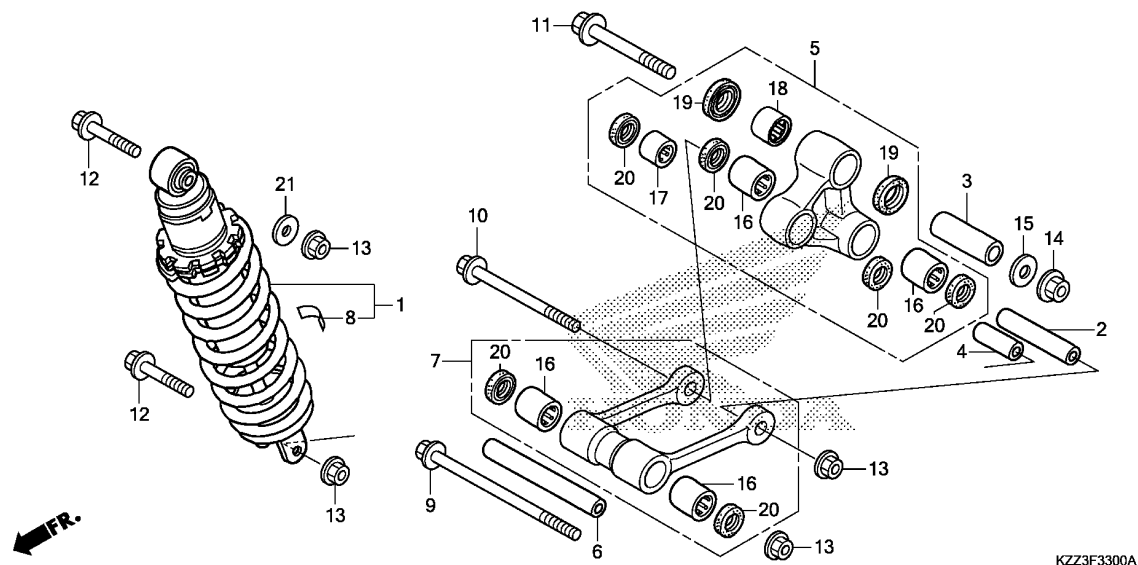
Ref. No.	Part No.	Description	Reqd. QTY			Serial No.	Parts catalogue code
			CRF 250L D	CRF 250L E	CRF 250M E		
19	90112-KZZ-900	BOLT, HEX., 8X47.5	2	2	2		
20	90115-KZZ-900	SCREW, FLAT, 6X53	2	2	2		
21	90301-KGH-901	NUT, U, 6MM(FUJI SEIMITSU) ..	2	2	2		
22	90305-KCJ-951	NUT, U, 14MM	1	1	1		
23	90309-357-000	NUT, HEX., 8MM	2	2	2		
24	91070-GC4-601	BEARING, NEEDLE, 20X26X20 (NTN)	2	2	2		
25	91254-KS6-003	DUST SEAL, 20X26X4.5 (ARAI) ..	2	2	2		
26	94103-05700	WASHER, PLAIN, 5MM	1	1	1		
27	40530-KZZ-901	CHAIN, DRIVE (DID520VF-106LE) (ENDLESS TYPE)	1	-	-	----- PH	

3



Ref. No.	L.O.N.	(Relative ref. Number) Description	F.R.T.
1	512115	CUSHION ASSY., REAR	1.1
5	512140	ARM, CUSHION	0.2
7	512145	ROD, CUSHION CONNECTING	0.2
16		(17,18)	
	5121D4	BEARING, CUSHION CONNECTING ROD	0.3
	5121D4A	.Replace 1 bearing add	0.1
	512146	BEARING, CUSHION ARM	0.3
	5121D3	BEARING, CUSHION ARM :FOR 1 VEHICLE	0.6

Ref. No.	Part No.	Description	Reqd. QTY			Serial No.	Parts catalogue code
			CRF 250L D	CRF 250L E	CRF 250M E		
1	52400-KZZ-941	CUSHION ASSY., RR. (SHOWA) ...	1	-	-	-----	2BR, BR
	52400-KZZ-931	1	-	-	-----	E, ED, F, PH, U
	52400-KZZ-951	1	-	-	-----	LA
	52400-KZZ-A61	-	1	-		
	52400-KZZ-A41	-	-	1		
2	52462-KPS-900	COLLAR A, CUSHION ARM	1	1	1		
3	52462-KZZ-900	COLLAR C, CUSHION ARM	1	1	1		
4	52464-KPE-900	COLLAR C, CUSHION ARM	1	1	1		
5	52465-KZZ-900	ARM SUB ASSY., CUSHION	1	1	-		
	52465-KZZ-A20	-	-	1		
6	52472-KZZ-900	COLLAR, CONNECTING ROD	1	1	1		
7	52475-KZZ-900	ROD SUB ASSY., CUSHION CONNECTING	1	1	-		
	52475-KZZ-A20	-	-	1		
8	87516-MCA-660	LABEL, RR. DAMPER (PICTOGRAPH)	1	-	1	-----	2ED, 3E, E, ED, F, PH, U
	87516-KFC-900	LABEL, RR. DAMPER CAUTION (PORTUGUESE)	1	-	-	-----	2BR, BR
	87516-KFC-910	LABEL, RR. DAMPER CAUTION (SPANISH)	1	-	-	-----	LA
	87516-KFK-750	LABEL, RR. DAMPER (KOREAN)	-	1	-		
9	90151-KZZ-900	BOLT, FLANGE, 10X127	1	1	1		
10	90152-KZZ-900	BOLT, FLANGE, 10X103	1	1	1		
11	90153-KZZ-900	BOLT, FLANGE, 12X88	1	1	1		
12	90154-KZZ-900	BOLT, FLANGE, 10X53	2	2	2		
13	90304-GE8-003	NUT, U, 10MM (FUSE RASHI)	4	4	4		
14	90305-KZZ-901	NUT, U, 12MM	1	1	1		
15	90501-KZ4-J40	WASHER, PLAIN, 12MM	1	1	1		

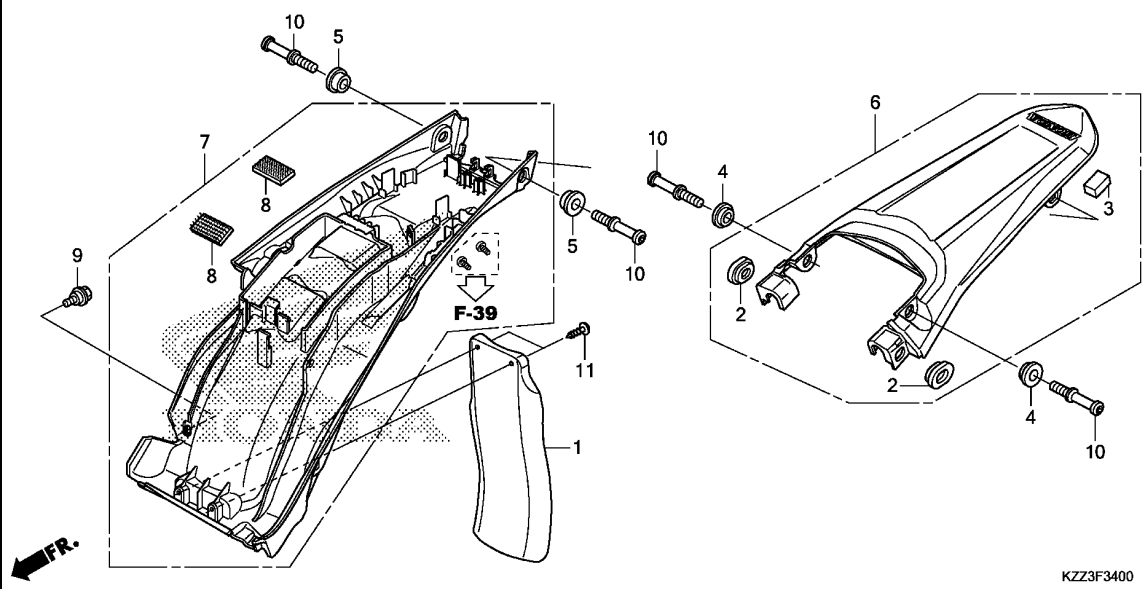


Ref. No.	Part No.	Description	Reqd. QTY			Serial No.	Parts catalogue code
			CRF 250L D	CRF 250L E	CRF 250M E		
16	91071-KV3-005	BEARING, NEEDLE(KOYO)	4	4	4		
17	91071-MY1-005	BEARING, NEEDLE, 17X24X17 (KOYO)	1	1	1		
18	91072-MY1-005	BEARING, NEEDLE, 20X26X20	1	1	1		
19	91254-KS6-003	DUST SEAL, 20X26X4.5(ARAI) ..	2	2	2		
20	91262-KV3-831	DUST SEAL, 17X24X5(ARAI)	6	6	6		
21	94101-10800	WASHER, PLAIN, 10MM	1	1	1		

F-34

REAR FENDER

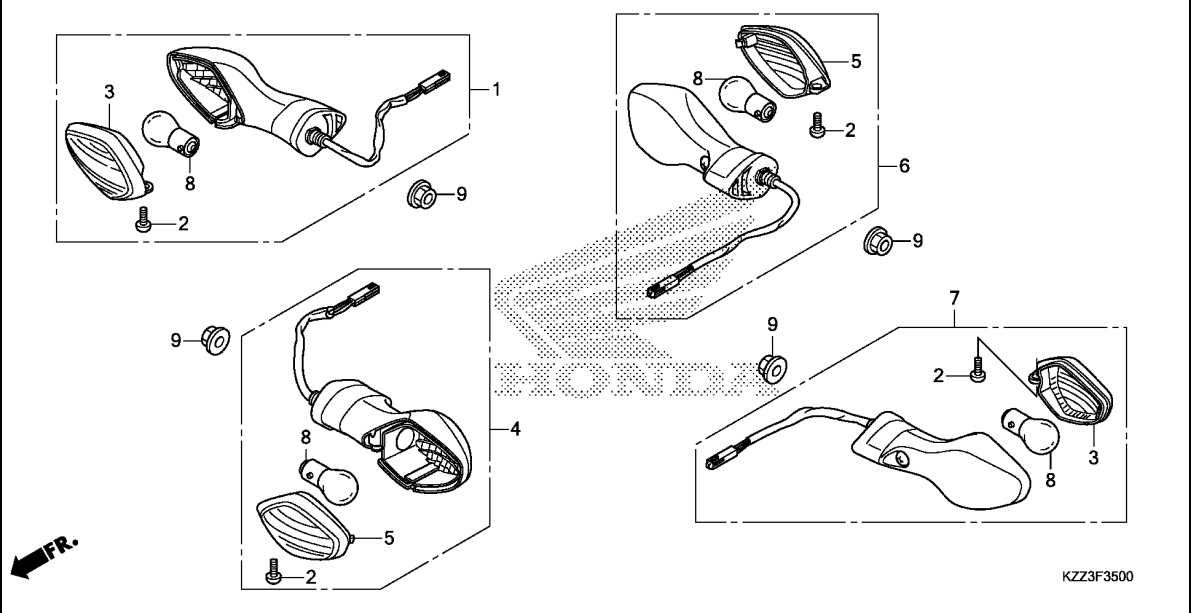
H 3



Ref. No.	L.O.N.	(Relative ref. Number) Description	F.R.T.
1	4131G4	MUDGUARD :REAR	0.1
6	413102	FENDER, REAR	0.1
7	413110	FENDER B, REAR	0.6

Ref. No.	Part No.	Description	Reqd. QTY			Serial No.	Parts catalogue code
			CRF 250L D	CRF 250L E	CRF 250M E		
1	17218-KZZ-900	MUDGUARD	1	1	1		
2	64266-MG9-770	GROMMET, SPEAKER PANEL	2	2	2		
3	64465-KZZ-900	RUBBER SPONGE, RR. FENDER	1	1	1		
4	77223-KZZ-900	COLLAR A, FENDER SETTING	2	2	2		
5	77224-KZZ-900	COLLAR B, FENDER SETTING	2	2	2		
6	80010-KZZ-900ZD	FENDER SET, RR.(WL)					
		TYPE1	1	1	-		
	80010-KZZ-A20ZA	*TYPE2*	-	-	1	-----	2ED,3E
	80010-KZZ-A20ZB	*TYPE1*	-	-	1	-----	E,ED
7	80150-KZZ-305	FENDER SET B, RR.	1	1	1	-----	2ED,3E,BR,E,ED,F,KO,LA,PH,U
	80150-KZZ-306	1	-	-	-----	2BR
8	83643-355-300	TAPE, MAGIC (FEMALE) (25X50) ..	2	2	2		
9	90110-KZZ-900	BOLT, FLANGE, 6MM	1	1	1		
10	90116-KZZ-900	BOLT, HOOK, 8MM	4	4	4		
11	93913-15510	SCREW, TAPPING, 5X20	2	2	2		

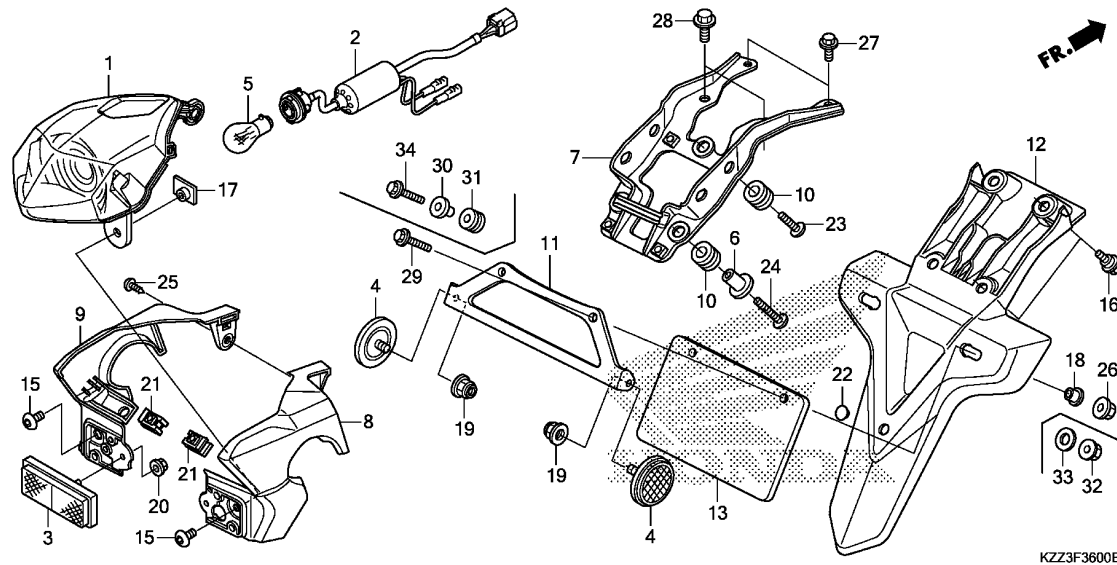
3



Ref. No.	L.O.N.	(Relative ref. Number) Description	F.R.T.
1	6161C4	WINKER :RIGHT FRONT	0.2
4	6161C3	WINKER :LEFT FRONT	0.2
	6161C5	WINKER :BOTH FRONT	0.2
6	6161C7	WINKER :RIGHT REAR	0.3
7	6161C6	WINKER :LEFT REAR	0.3
	6161C8	WINKER :BOTH REAR	0.3
8		(3,5)	
	616133	BULB, WINKER :FRONT	0.1
		.NOTE: Same time for two units	
	616139	BULB, WINKER :REAR	0.1
		.NOTE: Same time for two units	
	6161G0	BULB, WINKER :FOR 1 VEHICLE ..	0.2

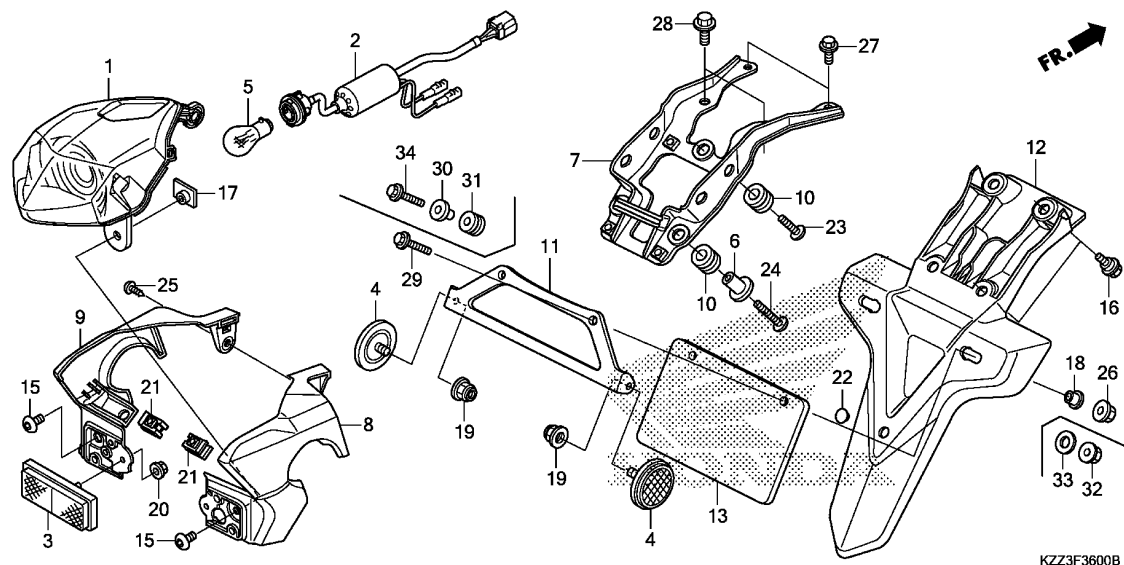
3

Ref. No.	Part No.	Description	Reqd. QTY			Serial No.	Parts catalogue code
			CRF 250L D	CRF 250L E	CRF 250M E		
1	33400-KZZ-901	WINKER ASSY., R. FR.(12V 21W)	1	1	1		
2	33402-MGS-D31	SCREW, SPECIAL, 4X10	4	4	4		
3	33404-MGS-J31	LENS COMP., R. WINKER					
		(R. FR./L. RR.)	2	2	2		
4	33450-KZZ-901	WINKER ASSY., L. FR.(12V 21W)	1	1	1		
5	33454-MGS-J31	LENS COMP., L. WINKER					
		(L. FR./R. RR.)	2	2	2		
6	33600-KZZ-901	WINKER ASSY., R. RR.(12V 21W)	1	1	1		
7	33650-KZZ-901	WINKER ASSY., L. RR.(12V 21W)	1	1	1		
8	34905-MGS-J31	BULB, WINKER(12V 21W)(TOSHIBA)	4	4	4		
9	94050-10000	NUT, FLANGE, 10MM	4	4	4		



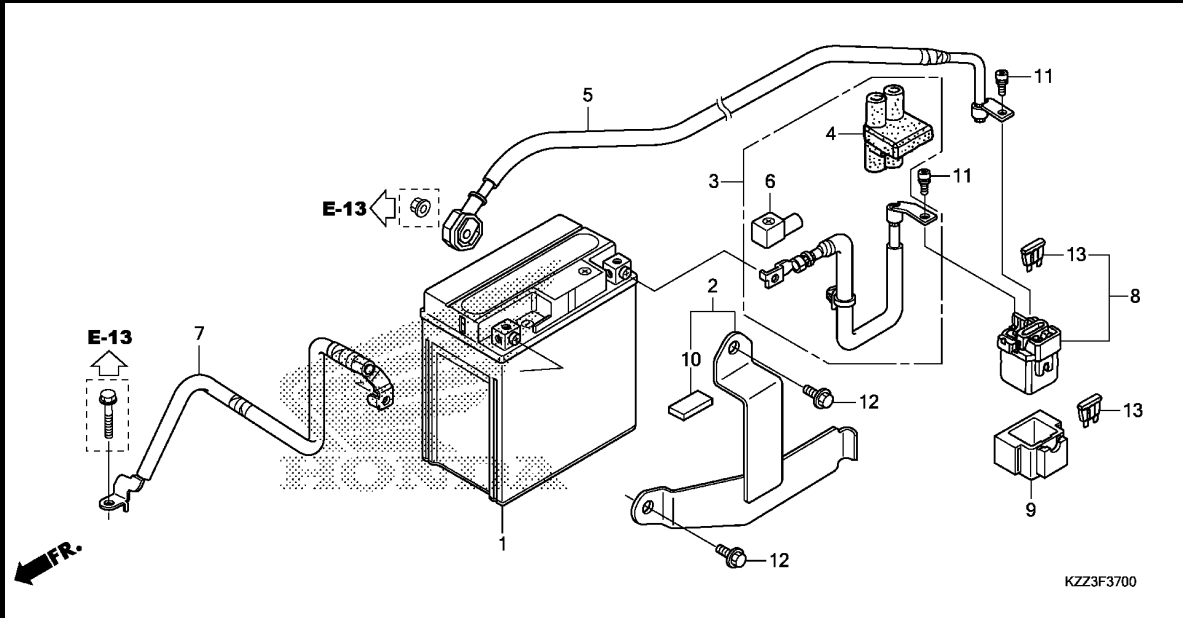
Ref. No.	L.O.N.	(Relative ref. Number) Description	F.R.T.
1	6161D5	TAILLIGHT UNIT	0.3
2	6111B4	CORD, TAILLIGHT	0.3
5	6161G1	BULB, TAILLIGHT	0.1
7	4131Y1	STAY, NUMBER PLATE BRACKET ...	0.3
8	6161P2	COVER, TAILLIGHT :RIGHT	0.3
9	6161P1	COVER, TAILLIGHT :LEFT	0.3
	6161S5	COVER, TAILLIGHT :BOTH	0.3
12	4131O5	FENDER A, REAR	0.1

Ref. No.	Part No.	Description	Reqd. QTY			Serial No.	Parts catalogue code
			CRF 250L D	CRF 250L E	CRF 250M E		
1	33703-KZZ-901	BASE COMP., TAILLIGHT	1	1	1		
2	33704-KZZ-901	CORD COMP., TAILLIGHT	1	1	1	-----	2ED,3E,BR,E,ED,F,KO,LA,PH,U
	33704-KZZ-B11	1	-	-	-----	2BR
3	33741-KPL-902	REFLECTOR, REFLEX	1	1	1		
4	33741-KTG-U01	REFLECTOR, FR. REFLEX(AMBER) (RR.)	2	-	-	-----	U
5	34906-KRM-851	BULB, TAIL & STOP LIGHT (12V 21/5W)(PHILIPS)	1	-	-		
	34906-MGZ-J01	BULB, TAIL & STOP LIGHT (P21/5W)(LIFE ELEX)	-	1	1		
6	77302-473-000	COLLAR, PILLION SEAT	2	2	2		
7	80110-KZZ-900	STAY, NUMBER PLATE BRACKET ..	1	1	1		
8	80115-KZZ-900	COVER, R. TAILLIGHT	1	1	1		
9	80116-KZZ-900	COVER, L. TAILLIGHT	1	1	1		
10	83545-KZZ-900	RUBBER, TAILLIGHT MOUNTING ..	3	3	3		
11	84700-KZZ-960	STAY, NUMBER PLATE	1	-	-	-----	U
12	84701-KZZ-930	BRACKET, NUMBER PLATE	1	1	1	-----	2ED,3E,E,ED,F,KO,PH
	84701-KZZ-900	1	-	-	-----	2BR,BR,LA,U
13	84710-MEE-650	PLATE, NUMBER BACK	1	-	-	-----	U
15	90106-MGC-000	SCREW, PAN, 6X10	2	2	2		
16	90110-KZZ-900	BOLT, FLANGE, 6MM	4	4	4		
17	90117-KZZ-900	NUT, SET(6MM)	2	2	2		
18	90175-MCT-640	COLLAR, FUEL TANK	2	-	-	-----	U
19	90301-KGH-901	NUT, U, 6MM(FUJI SEIMITSU) ..	2	-	-	-----	U
20	90301-KWN-901	NUT, U, 5MM	1	1	1		



KZZ3F3600B

Ref. No.	Part No.	Description	Reqd. QTY			Serial No.	Parts catalogue code
			CRF 250L D	CRF 250L E	CRF 250M E		
21	90305-GK8-000	NUT, CLIP, 6MM	2	2	2		
22	90852-KPP-T00	PLUG, HOLE	1	-	-	-----	U
23	90113-MGS-D30	SCREW, PAN, 6X16.5	1	1	1		
24	93500-06022-0A	SCREW, PAN, 6X22	2	2	2		
25	93903-24320	SCREW, TAPPING, 4X12	1	1	1		
26	94050-06000	NUT, FLANGE, 6MM	2	-	-	-----	U
27	95701-06012-00	BOLT, FLANGE, 6X12	2	2	2		
28	95701-08014-00	BOLT, FLANGE, 8X14	2	2	2		
29	96001-06020-00	BOLT, FLANGE, 6X20	2	-	-	-----	U
30	61105-KEV-900	COLLAR, HORN SETTING	3	3	3	-----	2ED,3E,E,ED,F,KO,PH
31	84702-KZZ-930	RUBBER, MOUNT	3	3	3	-----	2ED,3E,E,ED,F,KO,PH
32	94050-06000	NUT, FLANGE, 6MM	3	3	3	-----	2ED,3E,E,ED,F,KO,PH
33	94103-06000	WASHER, PLAIN, 6MM	3	3	3	-----	2ED,3E,E,ED,F,KO,PH
34	95701-06020-00	BOLT, FLANGE, 6X20	3	3	3	-----	2ED,3E,E,ED,F,KO,PH



Ref. No.	L.O.N.	(Relative ref. Number) Description	F.R.T.
1	610100	BATTERY	0.2
3	610105	CABLE, POSITIVE BATTERY	0.1
5	612115	CABLE, STARTER MOTOR	0.3
7	610110	CABLE, NEGATIVE BATTERY	0.2
8	615113	SWITCH, STARTER MAGNETIC	0.3

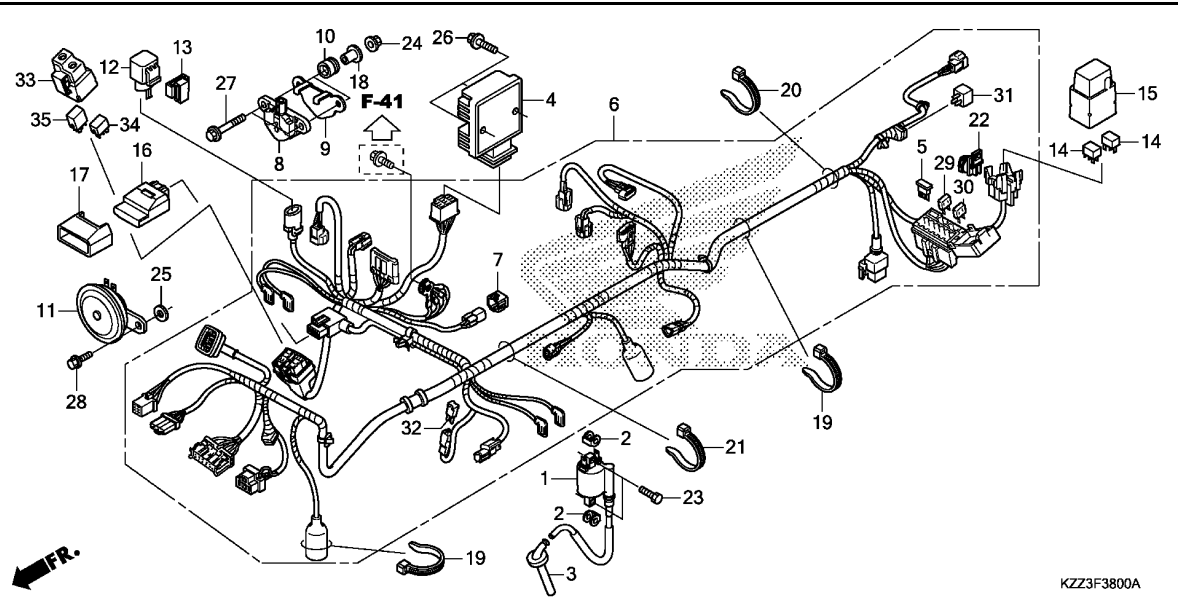
Ref. No.	Part No.	Description	Reqd. QTY			Serial No.	Parts catalogue code
			CRF 250L D	CRF 250L E	CRF 250M E		
1	31500-KZZ-931	BATTERY ASSY. (YTX7L-BS) (GS YUASA)	1	-	1	-----	2ED,3E,E,ED,F,PH,U
	31500-MCG-014	BATTERY (YTX7L-BS) (TIANJIN YUASA)	1	-	-	-----	2BR,BR
	31500-KPF-895	BATTERY ASSY. (YTX7L-BS) (TIANJIN YUASA)	1	-	-	-----	LA
	31500-KYJ-981	BATTERY (YTX7L-BS) (TIANJIN YUASA)	-	1	-		
2	31510-KZZ-900	BAND, BATTERY	1	1	1		
3	32401-KZZ-900	CABLE, STARTER MAGNETIC BATTERY	1	1	1		
4	32406-MFF-D00	COVER, STARTER MAGNETIC TERMINAL	1	1	1		
5	32410-KZZ-900	CABLE, STARTER MOTOR	1	1	1		
6	32414-GAG-000	COVER, BATTERY TERMINAL	1	1	1		
7	32601-KZZ-900	CABLE, BATTERY EARTH	1	1	1		
8	35850-MT4-000	SWITCH ASSY., STARTER MAGNETIC	1	1	1		
9	35856-MT3-000	RUBBER, SHOCK	1	1	1		
10	50383-KZZ-900	RUBBER, BATTERY (10X20X3)	1	1	1		
11	90111-MR5-000	BOLT, SOCKET, 5X9	2	2	2		
12	95701-06010-00	BOLT, FLANGE, 6X10	2	2	2		
13	98200-33000	FUSE, BLADE (30A)	2	2	2		



F-38

WIRE HARNESS

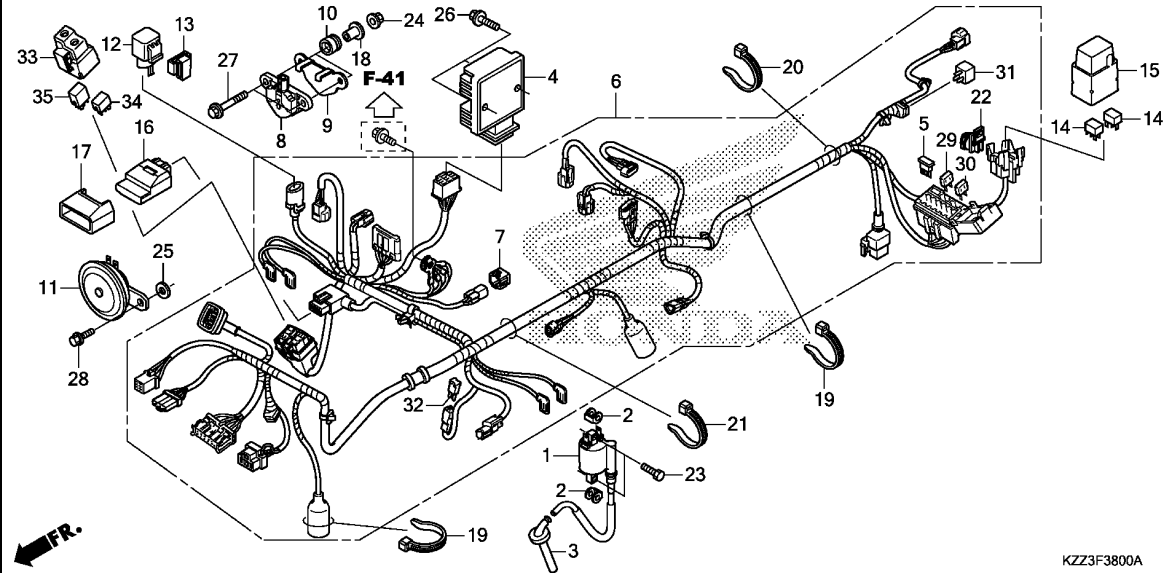
H 8



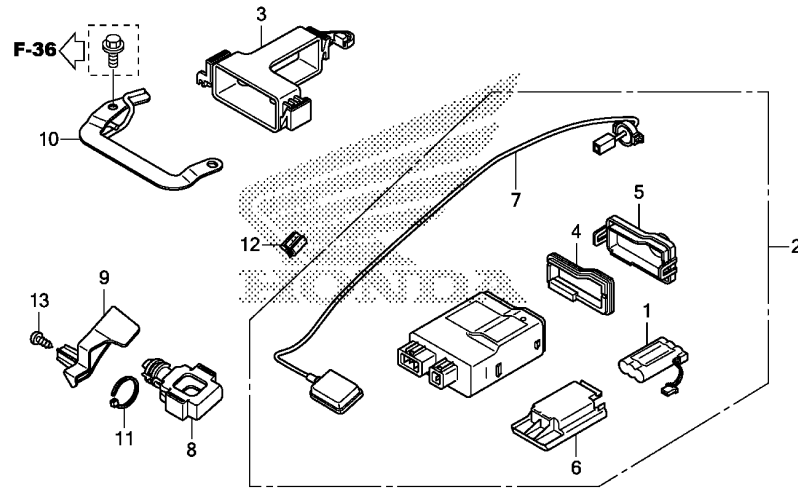
Ref. No.	L.O.N.	(Relative ref. Number) Description	F.R.T.
1	614105	COIL, IGNITION	0.6
4	6131B2	RECTIFIER, REGULATE	0.4
6	611100	HARNESS, WIRE	0.9
8	617125	SENSOR, BANK ANGLE	0.3
11	616169	HORN	0.1
12	6111C3	RELAY, WINKER	0.2
14	6111D9	RELAY, FAN CONTROL	0.2
	6111G1	RELAY, FUEL PUMP	0.2
16	618135	ENGINE CONTROL MODULE(ECM) ...	0.4
34	6111G2	RELAY, HAZARD	0.2
35	6111T5	RELAY, HORN	0.2

3

Ref. No.	Part No.	Description	Reqd. QTY			Serial No.	Parts catalogue code
			CRF 250L D	CRF 250L E	CRF 250M E		
1	30510-KZZ-901	COIL COMP., IGNITION	1	1	1		
2	30520-GFM-900	SPACER, IGNITION COIL	2	2	2		
3	30700-KZZ-901	CAP ASSY., NOISE SUPPRESSOR ..	1	1	1		
4	31600-KVK-901	RECTIFIER ASSY., REGULATOR ..	1	1	1		
5	31730-MAS-601	DIODE ASSY., THREE WAY (SUMITOMO)	1	1	1		
6	32100-KZZ-930	HARNESS, WIRE	1	1	1	-----	2ED,3E,BR,E,ED,F,KO,LA,PH,U
	32100-KZZ-B10	1	-	-	-----	2BR
7	32606-GEV-761	CAP, DUMMY(4P)(RED)	1	1	1	-----	2ED,3E,BR,E,ED,F,KO,LA,PH,U
	32606-MEL-D01	CAP, DUMMY(6P)(NATURAL)	1	-	-	-----	2BR
8	35160-KVS-751	SENSOR ASSY., BANK ANGLE(M6)	1	1	1		
9	35161-KZZ-900	STAY, BANK ANGLE SENSOR	1	1	1		
10	37244-MM4-000	RUBBER, SPEEDOMETER MOUNTING	2	2	2		
11	38110-KYJ-901	HORN COMP.(HIGH)	1	1	1		
12	38301-KYJ-641	RELAY COMP., WINKER	1	1	1		
13	38306-GE7-000	SUSPENSION, WINKER RELAY	1	1	1		
14	38501-KWN-901	RELAY COMP., POWER (MICRO ISO 4P)(OMRON)	2	2	2		
15	38506-KZZ-900	COVER, RELAY(2P)	1	1	1		
16	38770-KZZ-942	PGM-FI UNIT	1	-	-	-----	2BR,BR
	38770-KZZ-932	1	-	-	-----	E,ED,F,LA,PH,U
	38770-KZZ-A62	-	1	-		
	38770-KZZ-A42	-	-	1		
17	38771-KZZ-900	SUSPENSION, ENGINE CONTROL UNIT	1	1	1		
18	77302-473-000	COLLAR, PILLION SEAT	2	2	2		



Ref. No.	Part No.	Description	Reqd. QTY			Serial No.	Parts catalogue code
			CRF 250L D	CRF 250L E	CRF 250M E		
19	90651-KV6-003	BAND, WIRE, 165MM(BLACK)	2	2	2		
20	90652-KT1-771	BAND, WIRE(BLACK)	1	1	1		
21	90679-SG9-E01	BAND, SUCTION HOSE(BLACK) ...	1	1	1		
22	91565-S0X-003	CLIP, COUPLER(DARK GREEN) ...	1	1	1		
23	92101-06020-4J	BOLT, HEX., 6X20	2	2	2		
24	94050-06000	NUT, FLANGE, 6MM	2	2	2		
25	94102-08000	WASHER, PLAIN, 8MM	1	1	1		
26	95701-06020-00	BOLT, FLANGE, 6X20	2	2	2		
27	95701-06030-00	BOLT, FLANGE, 6X30	2	2	2		
28	95701-08014-00	BOLT, FLANGE, 8X14	1	1	1		
29	98200-40500	FUSE, MINI(5A)	2	2	2		
30	98200-41000	FUSE, MINI(10A)	6	6	6		2ED,3E,BR,E,ED,F,KO,LA,PH,U
			7	-	-		2BR
31	31700-MM8-610	RECTIFIER COMP., SILICON	1	-	-		2BR
32	32146-S84-003	CONNECTOR, DIODE(2P)(3A)	1	-	-		2BR
33	38200-KZZ-B10	SUSPENSION, RELAY	1	-	-		2BR
34	38501-KSS-B31	RELAY COMP., POWER (MICRO ISO 4P)	1	-	-		2BR
35	38502-KTT-901	RELAY COMP., POWER(MICRO 5P)	1	-	-		2BR

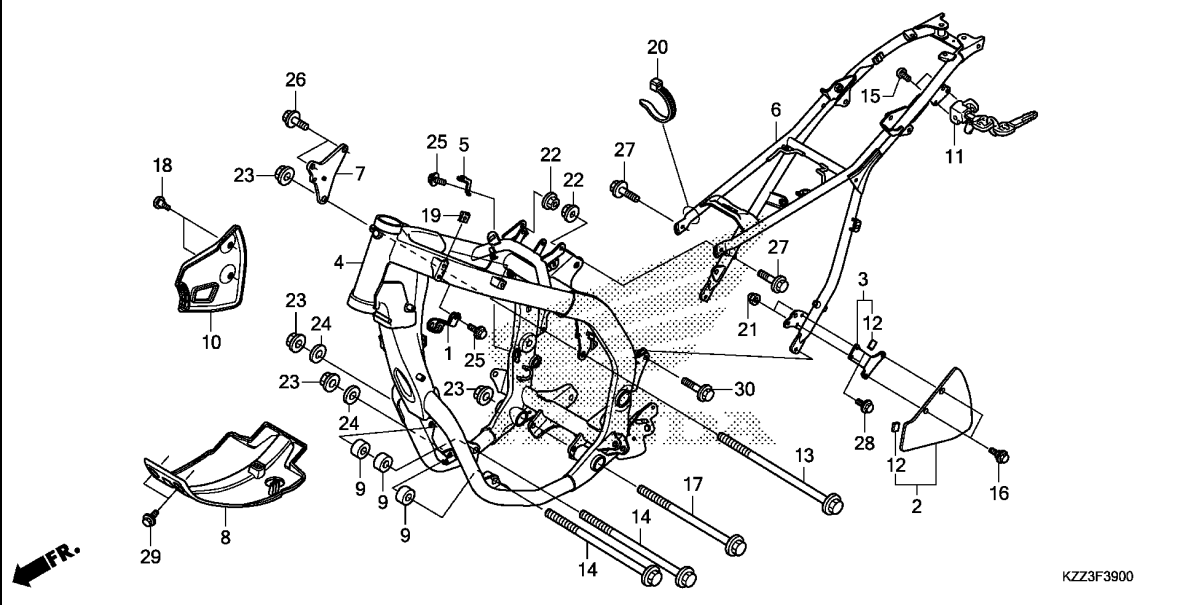


KZZ3F3830

Ref. No.	L.O.N.	(Relative ref. Number) Description	F.R.T.
1	6101A7	(7) BATTERY, TRACKING UNIT INTERNAL	0.2
2	6181C7	CONTROL UNIT, TRACKING	0.2

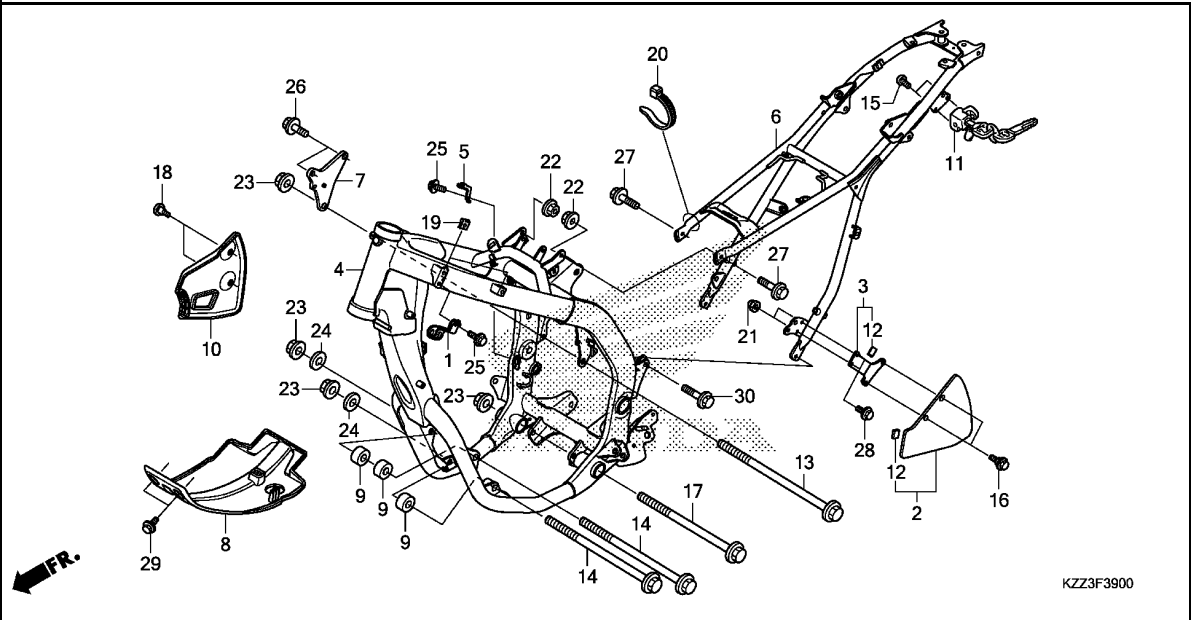
3

Ref. No.	Part No.	Description	Reqd. QTY			Serial No.	Parts catalogue code
			CRF 250L D	CRF 250L E	CRF 250M E		
1	31500-KVS-A01	BATTERY ASSY.	1	-	-	-----	2BR
2	38910-KZZ-B10	CONTROL UNIT, TRACKING	1	-	-	-----	2BR
3	38912-KZZ-B10	SUSPENSION, TRACKING CONTROL	1	-	-	-----	2BR
4	38912-MGS-730	SEAL	1	-	-	-----	2BR
5	38913-MGS-730	LID, BATTERY	1	-	-	-----	2BR
6	38917-KVS-A01	BOX, BATTERY	1	-	-	-----	2BR
7	38918-KZZ-B10	ANTENNA ASSY.	1	-	-	-----	2BR
8	38920-KZZ-940	SUSPENSION, GPS ANTENNA	1	-	-	-----	2BR
9	38930-KZZ-B10	COVER, TRACKING ANTENNA	1	-	-	-----	2BR
10	80117-KZZ-B10	PLATE COMP., TRACKING UNIT ..	1	-	-	-----	2BR
11	83645-GG0-000	BAND, NYLON	1	-	-	-----	2BR
12	90660-SB2-000	CLIP, CORD	1	-	-	-----	2BR
13	93913-15420	SCREW, TAPPING, 5X16(P0)	1	-	-	-----	2BR

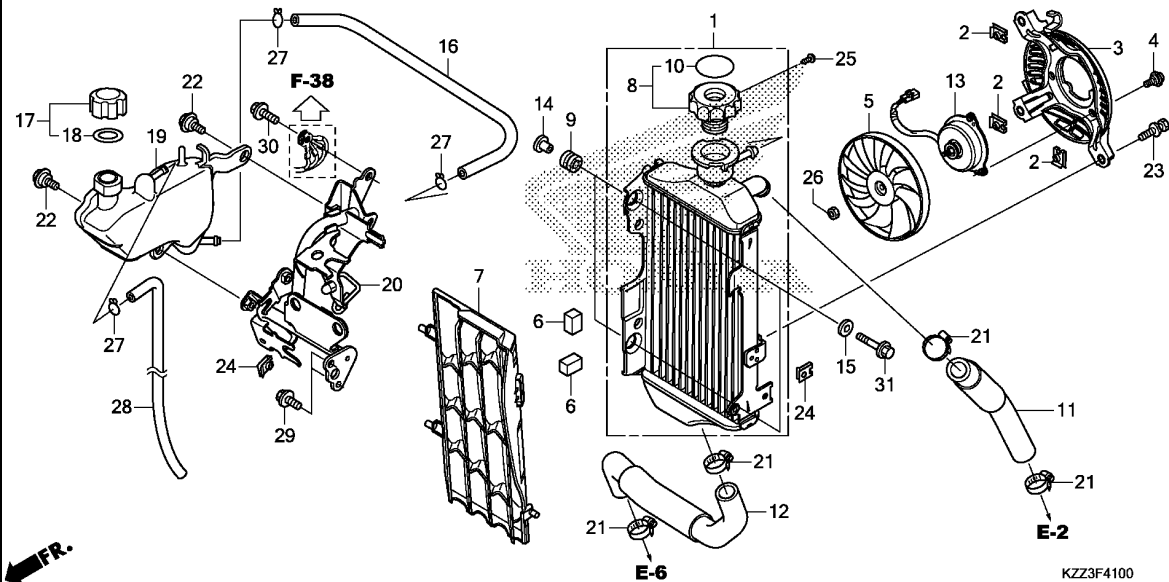


Ref. No.	L.O.N.	(Relative ref. Number) Description	F.R.T.
4	410100	BODY, FRAME INCLUDES: Engine removal and installation	6.0
6	4101A5	FRAME :REAR	1.3
8	410135	PLATE, SKID	0.1
10	4101A0	GUARD, STEP	0.1
11	410197	LOCK, HELMET	0.2

Ref. No.	Part No.	Description	Reqd. QTY			Serial No.	Parts catalogue code
			CRF 250L D	CRF 250L E	CRF 250M E		
1	32111-KZZ-900	CLAMPER, HARNESS	1	1	1		
2	40515-KZZ-960	COVER, DRIVE CHAIN	1	-	-	----- U	
3	40516-KZZ-960	STAY, DRIVE CHAIN COVER	1	-	-	----- U	
4	50100-KZZ-900ZB	BODY COMP., FRAME *NH146M*					
	50100-KZZ-900ZC	ACCURATE SILVER METALLIC *NH303M*	1	1	-		
		MAT AXIS GRAY METALLIC	-	-	1		
5	50175-KZZ-900	STAY, STOP SWITCH	1	1	1		
6	50200-KZZ-900ZB	BODY COMP., RR. FRAME *NH146M*					
	50200-KZZ-900ZC	ACCURATE SILVER METALLIC *NH303M*	1	1	-		
		MAT AXIS GRAY METALLIC	-	-	1		
7	50351-KZZ-900	PLATE, R. ENGINE HANGER	1	1	1		
8	50355-KZZ-900	PLATE, SKID	1	1	-		
	50355-KZZ-A20	-	-	1		
9	50361-KZZ-900	COLLAR, ENGINE HANGER	3	3	3		
10	50615-KZZ-900	GUARD, HEEL	1	1	-		
	50615-KZZ-A20	-	-	1		
11	50710-KCZ-J71	HOLDER ASSY., HELMET	1	1	1		
12	64341-KWW-A00	RUBBER, CUSHION	2	-	-	----- U	
13	90102-KZZ-900	BOLT, FLANGE, 10X150	1	1	1		
14	90104-HP6-A00	BOLT, FLANGE, 10X140	2	2	2		
15	90105-KGA-B00	BOLT, ONE-WAY, 6X10	2	2	2		
16	90111-KZZ-900	BOLT, FLANGE, 6MM	2	-	-	----- U	

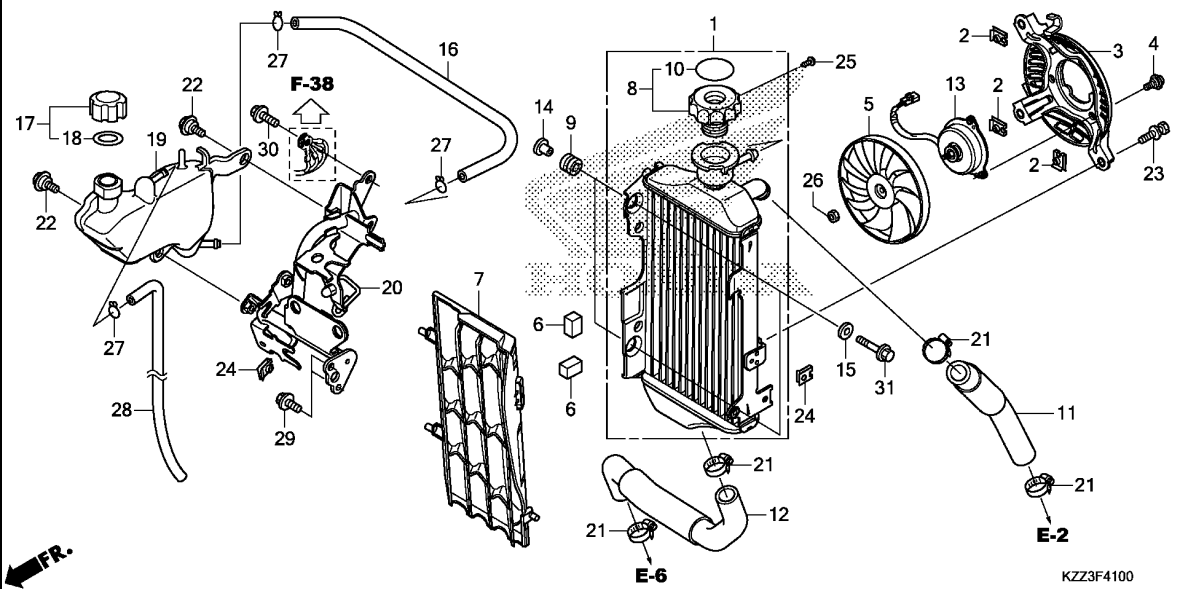


Ref. No.	Part No.	Description	Reqd. QTY			Serial No.	Parts catalogue code
			CRF 250L D	CRF 250L E	CRF 250M E		
17	90127-KR3-000	BOLT, FLANGE, 10X130	1	1	1		
18	90133-KPP-T00	SCREW, PAN, 6X14	2	2	2		
19	90201-KPR-901	NUT, CLIP, 6MM	4	4	4		
20	90651-MA6-720	BAND, WIRE HARNESS	1	1	1		
21	94021-06000-0S	NUT, CAP, 6MM	2	-	-	-----	U
22	94050-08000	NUT, FLANGE, 8MM	2	2	2		
23	94050-10000	NUT, FLANGE, 10MM	4	4	4		
24	94101-10800	WASHER, PLAIN, 10MM	2	2	2		
25	95701-06012-00	BOLT, FLANGE, 6X12	2	2	2		
26	95701-08016-00	BOLT, FLANGE, 8X16	2	2	2		
27	95701-08018-00	BOLT, FLANGE, 8X18	2	2	2		
28	96001-06010-00	BOLT, FLANGE, 6X10	2	-	-	-----	U
29	96300-06010-08	BOLT, FLANGE, 6X10	2	2	2		
30	96300-08020-00	BOLT, FLANGE, 8X20	2	2	2		



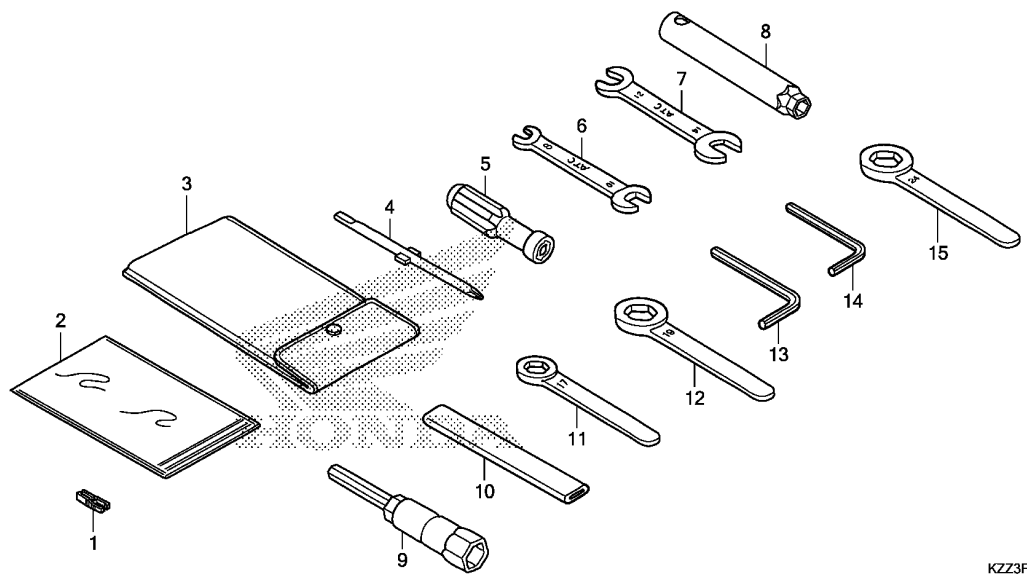
Ref. No.	L.O.N.	(Relative ref. Number) Description	F.R.T.
1	1151C3	RADIATOR	0.3
3	115125	SHROUD, RADIATOR	0.2
5	1151A6	FAN, COOLING	0.2
7	1151B1	GRILLE, RADIATOR	0.1
8	1151B8	CAP, RADIATOR	0.1
11	115103	HOSE, RADIATOR :UPPER	0.3
12	115104	HOSE, RADIATOR :LOWER	0.3
13	1151A7	MOTOR, FAN	0.3
16	1151E5	TUBE, RADIATOR RESERVE TANK ..	0.2
19	115110	TANK, RADIATOR RESERVE	0.3
20	4101CR	STAY, RADIATOR RESERVE TANK ..	0.5

Ref. No.	Part No.	Description	Reqd. QTY			Serial No.	Parts catalogue code
			CRF 250L D	CRF 250L E	CRF 250M E		
1	19010-KZZ-931	RADIATOR COMP.(T.RAD)	1	-	1	----- 2ED,3E,E,ED,F,PH,U	
	19010-KZZ-941	1	-	-	----- 2BR,BR,LA	
	19010-KZZ-A61	RADIATOR COMP.	-	1	-		
2	19014-KEA-003	NUT, SETTING(6MM)	3	3	3		
3	19015-KZZ-901	SHROUD COMP.	1	1	1		
4	19016-KEA-003	SCREW, PAN, 4X8.5	3	3	3		
5	19020-KVZ-631	FAN COMP., COOLING	1	1	1		
6	19022-KZZ-900	RUBBER, RADIATOR	2	2	2		
7	19034-KZZ-900	GRILLE, RADIATOR	1	1	1		
8	19045-KPC-871	CAP COMP., RADIATOR	1	-	1	----- 2ED,3E,E,ED,F,PH,U	
	19045-KYJ-641	1	-	-	----- 2BR,BR,LA	
	19045-KZZ-A61	-	1	-		
9	19051-KRN-000	RUBBER, RADIATOR MOUNTING ...	2	2	2		
10	19055-KPC-871	SEAL, RADIATOR CAP(PICTOGRAPH)	1	-	1	----- 2ED,3E,E,ED,F,PH,U	
	19055-MV9-891	SEAL, RADIATOR CAP	1	-	-	----- 2BR,BR,LA	
	19055-MBR-870	SEAL, RADIATOR CAP(KOREAN) ..	-	1	-		
11	19062-KZZ-900	HOSE, RADIATOR UPPER	1	1	1		
12	19067-KZZ-900	HOSE, RADIATOR LOWER	1	1	1		
13	19080-KZZ-901	MOTOR ASSY., FAN(T.RAD)	1	1	1		
14	19091-KZZ-900	COLLAR, RADIATOR MOUNTING ...	2	2	2		
15	19092-KZZ-900	WASHER, RADIATOR MOUNTING ...	2	2	2		
16	19101-KZZ-900	TUBE, RESERVE TANK	1	1	1		
17	19105-KZZ-900	CAP ASSY., RESERVE TANK	1	1	1		
18	19107-MG8-000	PACKING, RESERVE TANK	1	1	1		
19	19110-KZZ-900	TANK, RADIATOR RESERVE	1	1	1		
20	19150-KZZ-900	STAY, RESERVE TANK	1	1	1		



KZZ3F4100

Ref. No.	Part No.	Description	Reqd. QTY			Serial No.	Parts catalogue code
			CRF 250L D	CRF 250L E	CRF 250M E		
21	19517-ML7-691	CLAMP, HOSE, 22-29MM	4	4	4		
22	90110-KZZ-900	BOLT, FLANGE, 6MM	2	2	2		
23	90120-KCR-003	BOLT-WASHER, 6X16	3	3	3		
24	90201-KPR-901	NUT, CLIP, 6MM	2	2	2		
25	93901-22020	SCREW, TAPPING, 3X6	1	1	1		
26	94001-03000-0S	NUT, HEX., 3MM	1	1	1		
27	95002-02100	CLIP, TUBE(B10)	3	3	3		
28	95005-55890-20	TUBE(5.3X890)	1	1	1		
29	95701-06010-00	BOLT, FLANGE, 6X10	2	2	2		
30	95701-06014-00	BOLT, FLANGE, 6X14	1	1	1		
31	96001-06028-00	BOLT, FLANGE, 6X28	2	2	2		

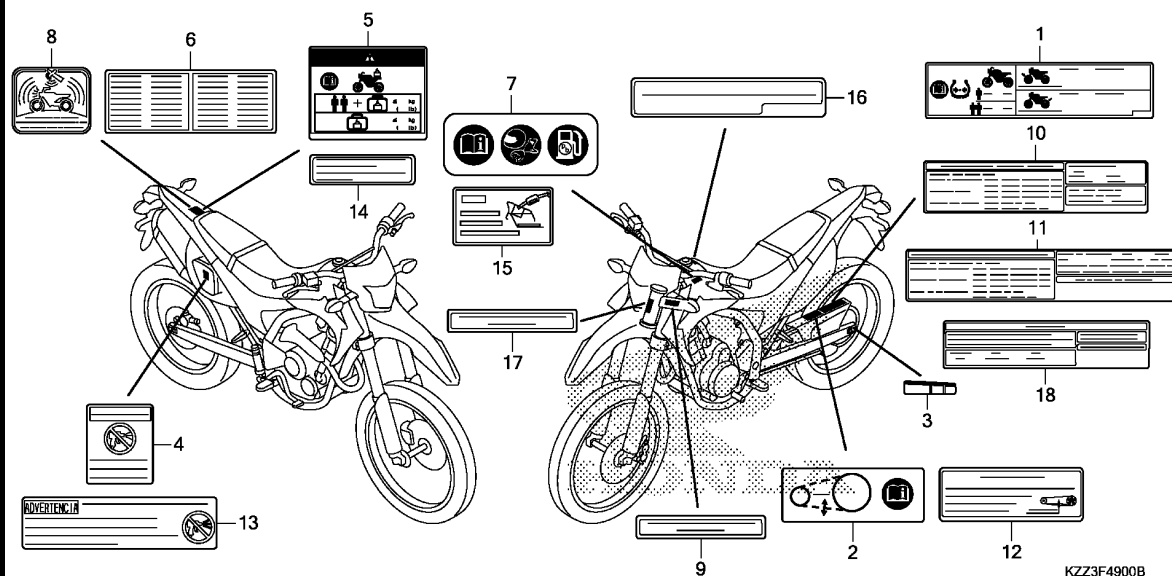


KZZ3F4800

Ref. L.O.N. (Relative ref. Number) F.R.T.
No. Description

NO INFORMATION

Ref. No.	Part No.	Description	Reqd. QTY			Serial No.	Parts catalogue code
			CRF 250L D	CRF 250L E	CRF 250M E		
1	38235-S04-003	PULLER, MINI FUSE(SUMITOMO) -	1	1	1		
2	77250-KZZ-900	BAG, OWNERS MANUAL	1	1	1		
3	89101-MC7-000	BAG, TOOL	1	1	1		
4	89102-538-000	DRIVER, SCREW(NO.2 + -)	1	1	1		
5	89103-538-000	GRIP	1	1	1		
6	89211-KWW-601	SPANNER, 8X10(ATC)	1	1	1		
7	89213-KWW-601	SPANNER, 12X14(ATC)	1	1	1		
8	89215-KZZ-900	WRENCH, BOX	1	1	1		
9	89216-KYJ-900	WRENCH, PLUG(16.5)	1	1	1		
10	89217-KGH-900	HANDLE, EYE WRENCH	1	1	1		
11	89218-MF5-000	WRENCH, EYE, 17MM	1	1	1		
12	89219-KWW-601	WRENCH, EYE, 19MM	1	1	1		
13	89221-371-000	WRENCH, HEX., 6MM	1	1	1		
14	89221-429-000	WRENCH, HEX., 5MM	1	1	1		
15	99006-24000	WRENCH, EYE, 24MM	1	1	1		



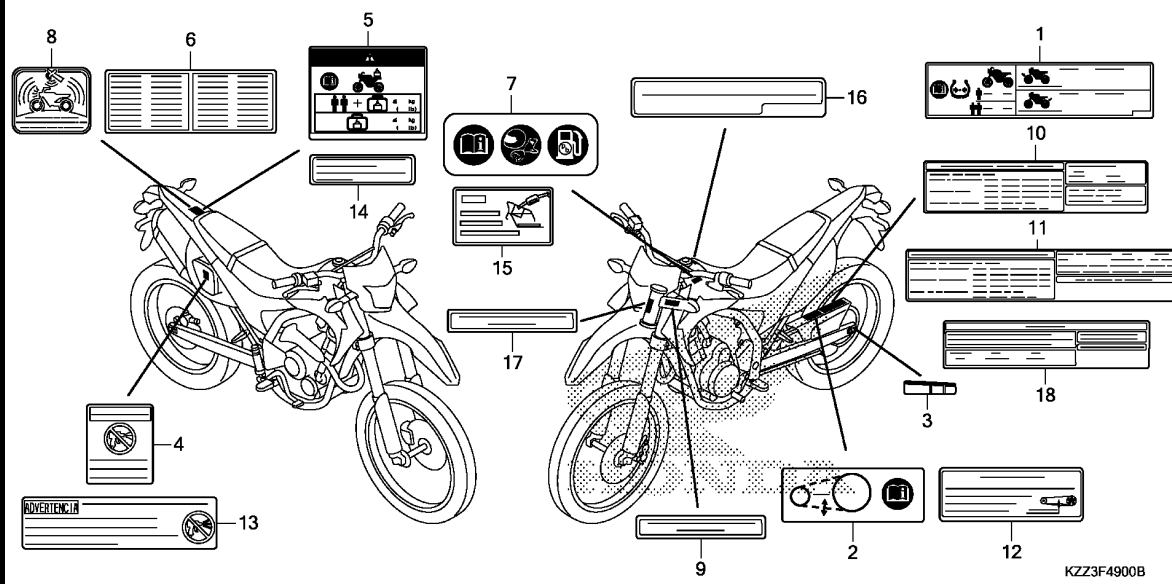
Ref. No. L.O.N. (Relative ref. Number) Description F.R.T.

NO INFORMATION

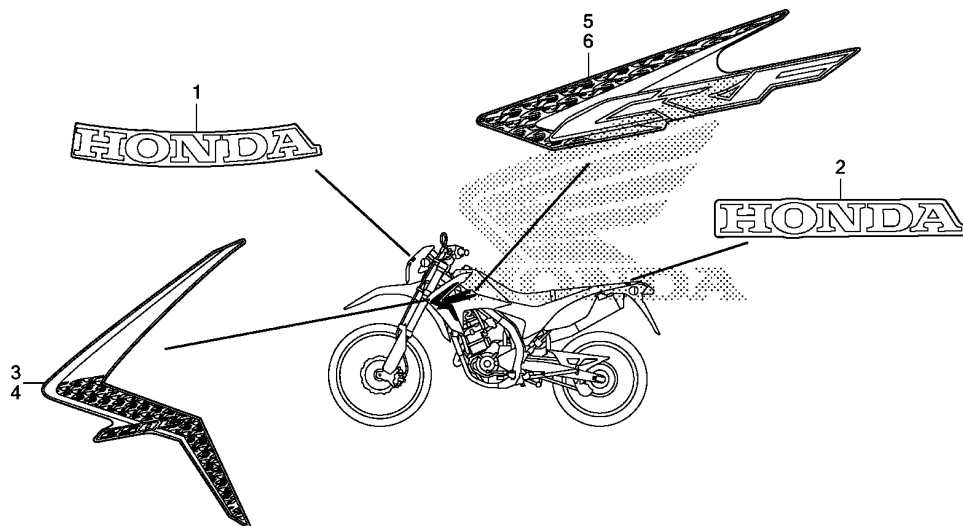
KZZ3F4900B

3

Ref. No.	Part No.	Description	Reqd. QTY			Serial No.	Parts catalogue code
			CRF 250L D	CRF 250L E	CRF 250M E		
1	87505-KZZ-930	LABEL, TIRE	1	-	-	-----	E,ED,F,PH,U
	87505-KZZ-A40	LABEL, TIRE (PICTOGRAPH)	-	-	1	-----	
2	87507-KSJ-E30	LABEL, DRIVE CHAIN (PICTOGRAPH)	1	-	-	-----	E,ED,F,PH,U
	87507-MFL-D20	-	-	1	-----	
3	87508-KZZ-900	LABEL, CHAIN ADJUSTER	1	1	1	-----	
4	87509-KWS-840	LABEL, AIR CLEANER ELEMENT	1	-	-	-----	LA
	87509-KWP-900	NOTICE (SPANISH)	1	-	-	-----	PH
5	87512-KZZ-930	LABEL, ACCESSORIES & LOADING (PICTOGRAPH)	1	-	1	-----	2ED,3E,E,ED,F,U
6	87560-MZ1-620	LABEL, FRENCH TRANSLATION ...	1	-	-	-----	F
			-	-	1	-----	2ED,ED
7	87586-MGN-D00	LABEL, FUEL & DRIVE (PICTOGRAPH)	1	-	1	-----	2ED,3E,E,ED,F,PH,U
8	87100-KVS-A00	MARK, GPS	1	-	-	-----	2BR
9	87125-GB0-900	PLATE, NAME	1	-	-	-----	2BR,BR
10	87505-KZZ-940	LABEL, TIRE	1	-	-	-----	2BR,BR
11	87505-KZZ-950	LABEL, TIRE	1	-	-	-----	LA
12	87507-MAT-B40	LABEL, DRIVE CHAIN (PORTUGUESE)	1	-	-	-----	2BR,BR
	87507-KTL-C40	MARK, DRIVE CHAIN CAUTION (SPANISH)	1	-	-	-----	LA
	87507-KFK-750	LABEL, DRIVE CHAIN (KOREAN) ..	-	1	-	-----	
13	87509-KWG-B00	LABEL, AIR CLEANER ELEMENT	1	-	-	-----	2BR,BR
		NOTICE (PORTUGUESE)	1	-	-	-----	2BR,BR
14	87560-KCH-630	LABEL, DRIVE (PORTUGUESE)	1	-	-	-----	2BR,BR
	87560-MAK-690	LABEL, DRIVE (SPANISH)	1	-	-	-----	LA



Ref. No.	Part No.	Description	Reqd. QTY			Serial No.	Parts catalogue code
			CRF 250L D	CRF 250L E	CRF 250M E		
14)	87560-MBR-871	LABEL, DRIVE CAUTION(KOREAN)	-	1	-		
15	87562-GFP-900	MARK, REFUEL CAUTION (PORTUGUESE)	1	-	-	-----	2BR, BR
16	87586-MEE-M00	LABEL, FUEL CAUTION	1	-	-	-----	LA
17	87125-GB0-900	PLATE, NAME	-	1	-		
18	87505-KZZ-A60	LABEL, TIRE (KOREAN)	-	1	-		



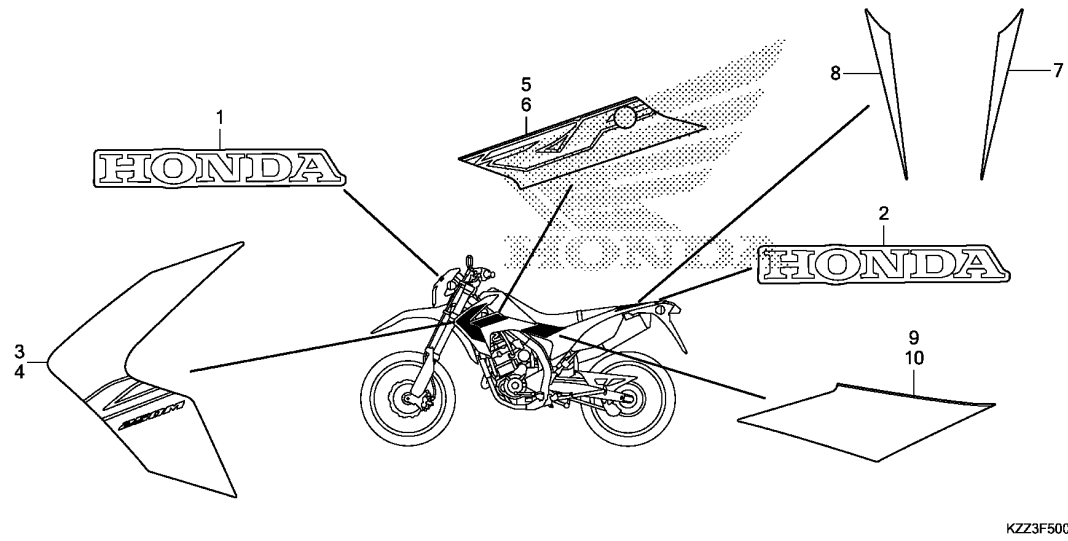
KZZ3F5000

Ref. No. L.O.N. (Relative ref. Number) Description F.R.T.

NO INFORMATION

3

Ref. No.	Part No.	Description	Reqd. QTY			Serial No.	Parts catalogue code
			CRF 250L D	CRF 250L E	CRF 250M E		
1	86101-KZZ-900ZC	MARK, HONDA(70MM) *TYPE1*..... (FR.)	1	1	-		
2	86102-KZZ-900ZC	MARK, HONDA(70MM) *TYPE1*..... (RR.)	1	1	-		
3	86191-KZZ-900ZD	STRIPE, R. FR. SHROUD *TYPE1*.....	1	1	-		
4	86192-KZZ-900ZD	STRIPE, L. FR. SHROUD *TYPE1*.....	1	1	-		
5	86193-KZZ-900ZD	STRIPE, R. RR. SHROUD *TYPE1*.....	1	1	-		
6	86194-KZZ-900ZD	STRIPE, L. RR. SHROUD *TYPE1*.....	1	1	-		



Ref. L.O.N. (Relative ref. Number) F.R.T.
No. Description

NO INFORMATION

Ref. No.	Part No.	Description	Reqd. QTY			Serial No.	Parts catalogue code
			CRF 250L D	CRF 250L E	CRF 250M E		
1	86101-KZZ-A20ZA	MARK, HONDA (70MM) *TYPE1*..... (FR.)	-	-	1		
2	86102-KZZ-A20ZA	MARK, HONDA (70MM) *TYPE1*..... (RR.)	-	-	1		
3	86191-KZZ-A20ZA	STRIPE, R. FR. SHROUD *TYPE2*.....	-	-	1	-----	2ED,3E
	86191-KZZ-A20ZB	*TYPE1*.....	-	-	1	-----	E,ED
4	86192-KZZ-A20ZA	STRIPE, L. FR. SHROUD *TYPE2*.....	-	-	1	-----	2ED,3E
	86192-KZZ-A20ZB	*TYPE1*.....	-	-	1	-----	E,ED
5	86193-KZZ-A20ZA	STRIPE, R. RR. SHROUD *TYPE2*.....	-	-	1	-----	2ED,3E
	86193-KZZ-A20ZB	*TYPE1*.....	-	-	1	-----	E,ED
6	86194-KZZ-A20ZA	STRIPE, L. RR. SHROUD *TYPE2*.....	-	-	1	-----	2ED,3E
	86194-KZZ-A20ZB	*TYPE1*.....	-	-	1	-----	E,ED
7	86801-KZZ-A20ZA	STRIPE, R. RR. FENDER *TYPE2*.....	-	-	1	-----	2ED,3E
	86801-KZZ-A20ZB	*TYPE1*.....	-	-	1	-----	E,ED
8	86802-KZZ-A20ZA	STRIPE, L. RR. FENDER *TYPE2*.....	-	-	1	-----	2ED,3E
	86802-KZZ-A20ZB	*TYPE1*.....	-	-	1	-----	E,ED
9	86831-KZZ-A20ZA	STRIPE, R. SIDE COVER *TYPE1*.....	-	-	1	-----	E,ED
10	86832-KZZ-A20ZA	STRIPE, L. SIDE COVER *TYPE1*.....	-	-	1	-----	E,ED

PART NO. INDEX

J 5

Part Number	Address	Page	Ref.	Part Number	Address	Page	Ref.	Part Number	Address	Page	Ref.	Part Number	Address	Page	Ref.
93913-142J0	G11	79	25												
93913-15420	H10	94	13	95701-06012-00	H14	98	29								
93913-15510	H3	87	11		H6	90	27								
93913-25380	F2	54	6		H12	96	25								
93913-25480	F1	53	13	95701-06012-08	G8	76	26								
				95701-06014-00	D7	36	12								
					E5	50	39								
	94000				H14	98	30								
				95701-06018-00	E1	46	17								
94001-03000-OS	H14	98	26	95701-06020-00	G12	80	11								
94002-08000-OS	F4	56	28		H6	90	34								
	F15	67	25		H9	93	26								
94021-06000-OS	H12	96	21	95701-06025-00	D15	44	16								
94050-06000	F5	57	20	95701-06030-00	H9	93	27								
	H6	90	26	95701-06045-00	D16	45	8								
				95701-06120-00	D2	31	25								
				95701-08014-00	H6	90	28								
94050-06070	H9	93	24		H9	93	28								
94050-06080	F4	56	29		H9	93	28								
94050-08000	G3	71	17	95701-08016-00	H12	96	26								
	G11	79	26	95701-08018-00	H12	96	27								
	H12	96	22	95701-08020-00	F2	54	8								
94050-10000	H4	88	9	95701-08035-02	G11	79	28								
	H12	96	23												
94101-08000	G13	81	10	96000											
94101-10800	H2	86	21												
	H12	96	24	96001-06010-00	H12	96	28								
94102-08000	H9	93	25	96001-06010-07	G14	82	9								
94102-10000	G13	81	11	96001-06018-00	G6	74	16								
94103-04000	G11	79	27	96001-06020-00	H6	90	29								
94103-05700	F2	54	7	96001-06020-07	F4	56	30								
	G16	84	26	96001-06022-07	F5	57	21								
94103-06000	H6	90	33	96001-06028-00	H14	98	31								
94109-12000	E1	46	14	96001-06065-00	G3	71	21								
94201-20120	F15	67	26	96100-60010-00	D11	40	19								
94201-20150	G13	81	12	96100-60013-00	D10	39	36								
94201-20180	G13	81	13	96100-63040-00	E5	50	40								
94301-08140	D2	31	22	96140-62020-10	F12	64	15								
94301-10160	D1	30	9	96140-62030-00	E5	50	41								
94301-12160	D2	31	24	96140-63030-10	G1	69	21								
	D8	37	3	96220-30085	E6	51	20								
	D10	39	34	96300-06010-08	H12	96	29								
	D16	45	7	96300-06014-00	F15	67	28								
	E1	46	15	96300-08020-00	H12	96	30								
94302-08140	D10	39	35	96300-08035-00	F6	58	20								
	D13	42	10	96300-08040-00	G11	79	29								
	E1	46	16	96600-06016-00	D14	43	5								
94510-14000	E6	51	19	96600-06035-00	D14	43	6								
94520-37000	E5	50	38	96600-08020-10	D14	43	7								
	95000			98000											
95001-45300-40	G3	71	18	98200-33000	H7	91	13								
95001-45380-40	G3	71	19	98200-40500	H9	93	29								
95002-02080	G3	71	20	98200-41000	H9	93	30								
95002-02100	H14	98	27												
95003-19042-20	G7	75	24	99000											
95005-55890-20	H14	98	28												
95015-54000	F15	67	27	99006-24000	H15	99	15								
95018-56250	G8	76	25												
95701-06010-00	H7	91	12												

4

PART NAME INDEX

K 1

Part name	Address	Page	Ref.	Part name	Address	Page	Ref.	Part name	Address	Page	Ref.
[A]											
ADJUSTER, CHAIN	G1	69	2	BEARING, RADIAL BALL, 6202U ...	F12	64	15	BOLT, FLANGE, 6X18	G6	74	16
	G2	70	2		F13	65	13	BOLT, FLANGE, 6X20	F4	56	30
ANTENNA ASSY.	H10	94	7	BEARING, RADIAL BALL, 6203U ...	E5	50	41		G12	80	11
ARM COMP., EX. VALVE ROCKER ..	D4	33	5	BEARING, RADIAL BALL, 6204	E3	48	6		G15	83	16
ARM COMP., IN. VALVE ROCKER ..	D4	33	4	BEARING, RADIAL BALL, 6303U ...	G1	69	21		H6	90	29
ARM SUB ASSY., CUSHION	H1	85	5	BEARING, RADIAL BALL, 6304	E5	50	40				34
AXLE, FR. WHEEL	F12	64	3	BEARING, RADIAL BALL, 6905	E6	51	16	BOLT, FLANGE, 6X22	H9	93	26
	F13	65	2	BODY ASSY., THROTTLE	E7	52	7		D2	31	15
AXLE, RR. WHEEL	G1	69	4	BODY COMP., FRAME	H11	95	4		D7	36	9
	G2	70	4	BODY COMP., RR. FRAME	H11	95	6	BOLT, FLANGE, 6X25	F5	57	21
				BODY SET	E7	52	8		D9	38	20
				BOLT-WASHER, 6X16	H14	98	23		D13	42	4
				BOLT-WASHER, 6X20	F8	60	3		D15	44	16
				BOLT-WASHER, 6X25	D7	36	10	BOLT, FLANGE, 6X28	H14	98	31
				BOLT-WASHER, 6X28	G9	77	10	BOLT, FLANGE, 6X30	D9	38	21
				BOLT B, ADAPTER, 10MM	F3	55	20		D13	42	5
BAG, OWNERS MANUAL	H15	99	2	BOLT COMP., FR. FORK	F9	61	15		H9	93	27
BAG, TOOL	H15	99	3	BOLT, 6X1.0	D11	40	13	BOLT, FLANGE, 6X32	D2	31	16
BAND, AIR CLEANER CONNECTING TUBE	G8	76	25	BOLT, BRAKE DISK, 6X17	F14	66	18	BOLT, FLANGE, 6X39.5	D2	31	17
BAND, BATTERY	H7	91	2	BOLT, DISK, 6X17	F12	64	13	BOLT, FLANGE, 6X40	E1	46	8
BAND, INSULATOR	D2	31	7		F13	65	12		G3	71	16
BAND, NYLON	H10	94	11	BOLT, DISK, 8X22	G1	69	15	BOLT, FLANGE, 6X45	D16	45	8
BAND, RESONATOR	G7	75	6		G2	70	14	BOLT, FLANGE, 6X60	D9	38	22
BAND, R. EX. PIPE	G10	78	15	BOLT, DRAIN PLUG, 12MM	E1	46	11	BOLT, FLANGE, 6X65	G3	71	21
BAND, SUCTION HOSE	H9	93	21	BOLT, DRIVE SPROCKET FIXING ...	E4	49	22	BOLT, FLANGE, 6X70	E1	46	9
BAND, TOOL	G6	74	9	BOLT, FLANGE, 10X103	H1	85	10	BOLT, FLANGE, 8X14	H6	90	28
BAND, WIRE	F6	58	17	BOLT, FLANGE, 10X127	H1	85	9		H9	93	28
	G9	77	9	BOLT, FLANGE, 10X130	H12	96	17	BOLT, FLANGE, 8X16	G10	78	20
	H9	93	20	BOLT, FLANGE, 10X140	H11	95	14		H12	96	26
BAND, WIRE HARNESS	H12	96	20	BOLT, FLANGE, 10X150	H11	95	13	BOLT, FLANGE, 8X18	H12	96	27
BAND, WIRE, 165MM	H9	93	19	BOLT, FLANGE, 10X53	H1	85	12	BOLT, FLANGE, 8X20	F2	54	8
BAR, SIDE STAND	G14	82	2	BOLT, FLANGE, 12X50	D14	43	3		H12	96	30
BASE COMP., CONTACT	F6	58	3	BOLT, FLANGE, 12X88	H1	85	11	BOLT, FLANGE, 8X32	F11	63	15
BASE COMP., TAILLIGHT	H5	89	1	BOLT, FLANGE, 5X14	D1	30	6	BOLT, FLANGE, 8X35	F6	58	20
BATTERY	H7	91	1	BOLT, FLANGE, 5X20	E7	52	2		G11	79	28
BATTERY ASSY.	H7	91	1	BOLT, FLANGE, 6MM	F6	58	14	BOLT, FLANGE, 8X40	F10	62	25
	H10	94	1		F7	59	6		G11	79	29
BEARING A, CRANKSHAFT	E1	46	4		F10	62	26	BOLT, FLANGE, 8X45	F6	58	15
BEARING B, CRANKSHAFT	E1	46	4		G7	75	20		F7	59	7
BEARING C, CRANKSHAFT	E1	46	4		G15	83	18	BOLT, HANDLE LEVER PIVOT	F3	55	21
BEARING D, CRANKSHAFT	E1	46	4		H3	87	9		F5	57	14
BEARING E, CRANKSHAFT	E1	46	4		H5	89	16	BOLT, HEAD COVER	D1	30	7
BEARING F, CRANKSHAFT	E1	46	4		H11	95	16	BOLT, HEX., 6X20	E6	51	12
BEARING G, CRANKSHAFT	E1	46	4		H14	98	22		H9	93	23
BEARING, BALL RADIAL, 6303U ..	G2	70	19	BOLT, FLANGE, 6X10	G14	82	9	BOLT, HEX., 8X47.5	G16	84	19
BEARING, HEAD PIPE UPPER	F7	59	8		H7	91	12	BOLT, HOOK, 8MM	H3	87	10
BEARING, NEEDLE	H2	86	16		H12	96	28	BOLT, MUFFLER PROTECTOR	G10	78	21
BEARING, NEEDLE, 12X16X10	D10	39	27			29		BOLT, OIL, 10X22	F5	57	15
BEARING, NEEDLE, 14MM	E6	51	17		H14	98	29		F14	66	20
BEARING, NEEDLE, 17X24X17	H2	86	17	BOLT, FLANGE, 6X12	G8	76	26	BOLT, ONE-WAY, 6X10	H11	95	15
BEARING, NEEDLE, 17X27X13	E5	50	35		H6	90	27	BOLT, ONE-WAY, 8MM	F6	58	13
BEARING, NEEDLE, 20X26X20	G16	84	24		H12	96	25	BOLT, PIN	F11	63	8
	H2	86	18	BOLT, FLANGE, 6X120	D2	31	25	BOLT, PROTECTOR	F10	62	24
BEARING, NEEDLE, 28X33X16.8 ..	D11	40	18	BOLT, FLANGE, 6X14	D7	36	12	BOLT, SEALING, 12MM	D2	31	4
BEARING, NEEDLE, 29X34X24	D12	41	5		E5	50	39	BOLT, SEALING, 16MM	E1	46	2
BEARING, RADIAL BALL	E5	50	36		F15	67	28	BOLT, SETTING	D15	44	6
BEARING, RADIAL BALL, 6001 ...	D10	39	36		H14	98	30	BOLT, SIDE STAND PIVOT	G14	82	6
	D11	40	19	BOLT, FLANGE, 6X16	D9	38	19	BOLT, SOCKET, 5X9	H7	91	11
BEARING, RADIAL BALL, 6001U ..	D10	39	26	BOLT, FLANGE, 6X18	E1	46	17	BOLT, SOCKET, 6X16	D14	43	5



PART NAME INDEX

K 2

Part name	Address	Page	Ref.	Part name	Address	Page	Ref.	Part name	Address	Page	Ref.
BOLT, SOCKET, 6X35	D14	43	6	CAP, BLEEDER	F16	68	8	COLLAR C, CUSHION ARM	H1	85	3
BOLT, SOCKET, 8MM	F10	62	27	CAP, DUMMY	H8	92	7				4
BOLT, SOCKET, 8X20	D14	43	7	CAP, LOCK NUT	F3	55	17	COLLAR, 20X23X10.5	E4	49	5
BOLT, SPECIAL, 6X18	F1	53	11	CAP, MASTER CYLINDER	F5	57	5	COLLAR, 22X25X11	E4	49	8
BOLT, SPROCKET FIXING, 10X31	G1	69	16		F14	66	9	COLLAR, 25X28X10	E4	49	11
	G2	70	15	CAP, OIL FILLER	D9	38	9	COLLAR, CENTER PIVOT DISTANCE	G15	83	7
BOLT, STUD, 10X178	E1	46	10	CAP, RIM HOLE	F12	64	2	COLLAR, CONNECTING ROD	H1	85	6
BOLT, STUD, 8X22	D2	31	23		G1	69	13	COLLAR, ENGINE HANGER	H11	95	9
BOLT, SWINGARM PIVOT	G15	83	5	CAP, RR. SWINGARM	G15	83	11	COLLAR, FR. AXLE DISTANCE	F12	64	5
BOLT, SWITCH SETTING	G14	82	7	CAP, STEERING STEM	F6	58	8		F13	65	4
BOLT, TERMINAL	D15	44	7	CAP, SWINGARM DUST SEAL	G15	83	8	COLLAR, FR. FENDER	F8	60	1
BOLT, WASHER, 6X22	F1	53	12	CAP, TAIL	G10	78	4	COLLAR, FUEL TANK	H5	89	18
BOLT, WIRE ADJUSTING	F3	55	15	CASE COMP., AIR CLEANER	G7	75	1	COLLAR, HORN SETTING	H6	90	30
BOOT B	F11	63	10	CASE, DRIVE CHAIN	G15	83	2	COLLAR, OIL PATH, 18MM	D9	38	3
	F16	68	12	CENTER, CLUTCH	D11	40	3	COLLAR, PILLION SEAT	G9	77	8
BOOT COMP.	F5	57	3	CHAIN KIT, DRIVE	G15	83	1		H5	89	6
	F14	66	5	CHAIN, CAM	D7	36	1		H8	92	18
BOOT, MIRROR	F3	55	16	CHAIN, DRIVE	G15	83	3	COLLAR, RADIATOR MOUNTING	H13	97	14
BOOT, PIN BUSH	F11	63	9		G16	84	27	COLLAR, RR. AXLE DISTANCE	G1	69	6
	F16	68	11	CIRCLIP	F5	57	17		G2	70	6
BOX, BATTERY	H10	94	6		F14	66	16	COLLAR, RR. WHEEL	G1	69	5
BOX, TOOL	G6	74	7	CIRCLIP, EXTERNAL, 14MM	E6	51	19		G2	70	5
BRACKET SUB ASSY., FR. CALIPER	F11	63	12	CIRCLIP, EXTERNAL, 20MM	E5	50	33	COLLAR, SIDE COVER	G6	74	11
BRACKET SUB ASSY., RR.	F16	68	5	CIRCLIP, EXTERNAL, 25MM	E5	50	34	COLLAR, SPLINE, 23MM	E4	49	18
BRACKET, L. HANDLE LEVER	F3	55	11	CIRCLIP, INTERNAL, 37MM	E5	50	38	COLLAR, SPLINE, 25X10	E4	49	13
BRACKET, NUMBER PLATE	H5	89	12	CIRCLIP, RR. MASTER CYLINDER	F14	66	11	COLLAR, TANK SET	G3	71	4
BRIDGE COMP., FORK TOP	F6	58	10	CLAMPER A, BRAKE HOSE	F9	61	1	COLLAR, TENSIONER	D7	36	3
BRUSH SET A, CARBON	D15	44	2	CLAMPER B, BRAKE HOSE	F9	61	2	CONNECTOR, DIODE	H9	93	32
BRUSH SET B, CARBON	D15	44	3	CLAMPER, HARNESS	H11	95	1	CONNECTOR, MASTER CYLINDER	F14	66	4
BULB	F1	53	6	CLAMP, CORD	F1	53	3	CONTROL UNIT, TRACKING	H10	94	2
BULB, HEADLIGHT	F1	53	5	CLAMP, HOSE	E7	52	19	CORD COMP., OXYGEN SENSOR	D2	31	12
BULB, TAIL & STOP LIGHT	H5	89	5	CLAMP, HOSE, 22-29MM	H14	98	21	CORD COMP., TAILLIGHT	H5	89	2
BULB, WINKER	H4	88	8	CLAMP, HOSE, 24-32MM	G10	78	17	COTTER, VALVE	D4	33	13
BUSH, 20X23X17.4	E4	49	15	CLAMP, MASTER CYLINDER OIL				COUNTERSHAFT	E4	49	3
BUSH, GUIDE	F9	61	8		HOSE F14	66	10	COVER ASSY., CYLINDER HEAD	D1	30	1
BUSH, SLIDER	F9	61	9	CLIP	F2	54	5	COVER ASSY., R. CRANKCASE	D9	38	1
					G7	75	22	COVER COMP., L. RR.	D13	42	2
[C]				CLIP, BODY	G4	72	10	COVER COMP., WATER PUMP	D9	38	13
CABLE COMP. A, THROTTLE	F3	55	1	CLIP, BREATHER TUBE	G7	75	12	COVER SET, L. SIDE	G6	74	18
CABLE COMP. B, THROTTLE	F3	55	2					COVER SET, R. SIDE	G6	74	17
CABLE COMP., CLUTCH	F3	55	3		G9	77	1	COVER, BATTERY TERMINAL	H7	91	6
CABLE, BATTERY EARTH	H7	91	7	CLIP, CORD	H10	94	12	COVER, DRIVE CHAIN	H11	95	2
CABLE, STARTER MAGNETIC				CLIP, COUPLER	F4	56	25	COVER, FR. MUFFLER	G10	78	10
	BATTERY	H7	91		F6	58	19	COVER, FR. RESERVE TANK	G4	72	6
CABLE, STARTER MOTOR	H7	91	5	CLIP, PISTON PIN, 17MM	H9	93	22	COVER, L. CRANKCASE	D13	42	1
CALIPER SUB ASSY., L. FR.	F11	63	11	CLIP, SUB TANK HOSE	E2	47	5	COVER, L. HANDLE LEVER	F3	55	13
CALIPER SUB ASSY., RR.	F16	68	4		G7	75	14	COVER, L. SIDE	G6	74	5
CAMSHAFT COMP., EX.	D4	33	3	CLIP, SWITCH COVER	G9	77	2	COVER, L. SIDE LOWER	G6	74	10
CAMSHAFT COMP., IN.	D4	33	2	CLIP, TUBE	G12	80	10	COVER, L. TAILLIGHT	H5	89	9
CAP ASSY., NOISE SUPPRESSOR	H8	92	3		G3	71	20	COVER, O2 SENSOR	D2	31	13
CAP ASSY., RESERVE TANK	H13	97	17	COIL COMP., IGNITION	H14	98	27	COVER, OIL FILTER	D9	38	5
CAP COMP., FUEL FILLER	G3	71	13		H8	92	1	COVER, REED VALVE	D1	30	5
CAP COMP., RADIATOR	H13	97	8	COLLAR	F1	53	8	COVER, RELAY	H8	92	15
CAP, 30MM	D13	42	7		G3	71	10	COVER, RR. MUFFLER	G10	78	14
CAP, AIR INJECTION SOLENOID				COLLAR A, CUSHION ARM	H1	85	2	COVER, RR. RESERVE TANK	G4	72	7
	VALVE	G9	77	COLLAR A, FENDER SETTING	H3	87	4	COVER, RUBBER	F1	53	2
CAP, A.C. GENERATOR	D13	42	6	COLLAR B, FENDER SETTING	H3	87	5	COVER, R. HANDLE LEVER	F5	57	13
CAP, BLEEDER	F11	63	5	COLLAR COMP., FR. WHEEL SIDE	F12	64	4	COVER, R. SIDE	G6	74	3
					F13	65	3	COVER, R. TAILLIGHT	H5	89	8

PART NAME INDEX

K 3

Part name	Address	Page	Ref.	Part name	Address	Page	Ref.	Part name	Address	Page	Ref.
COVER, STARTER MAGNETIC				FENDER SET B, RR.	H3	87	7	GUIDE, BRAKE HOSE	F14	66	3
TERMINAL	H7	91	4	FENDER SET, RR.	H3	87	6	GUIDE, CHAIN	G15	83	9
COVER, THERMOSTAT	D2	31	9	FENDER SUB ASSY., FR.	F8	60	2	GUIDE, CLUTCH CABLE	F6	58	11
COVER, TOOL BOX	G6	74	6	FLAP, TIRE	F12	64	11	GUIDE, CLUTCH OUTER	D11	40	2
COVER, TRACKING ANTENNA	H10	94	9		F13	65	10	GUIDE, EX. VALVE	D2	31	3
CRANKCASE COMP., L.	E1	46	3		G1	69	12	GUIDE, FR. BRAKE HOSE	F6	58	5
CRANKCASE COMP., R.	E1	46	1		G2	70	12		F7	59	1
CRANKSHAFT COMP.	E2	47	1	FLYWHEEL COMP.	D14	43	1	GUIDE, IN. VALVE	D2	31	2
CUP COMP., OIL	F14	66	7	FORK ASSY., L. FR.	F9	61	20	GUIDE, PILLION STEP	G13	81	8
CUSHION ASSY., RR.	H1	85	1	FORK ASSY., R. FR.	F9	61	3				
CUSHION RING, INJECTOR	E7	52	15	FORK, CENTER GEARSHIFT	E6	51	2	[H]			
CUSHION, FUEL TANK PIVOT	G3	71	3	FORK, L. GEARSHIFT	E6	51	1	HANDLE, EYE WRENCH	H15	99	10
CUSHION, SHROUD	G3	71	14	FORK, R. GEARSHIFT	E6	51	3	HARNASS, WIRE	H8	92	6
CYLINDER COMP.	D8	37	1	FUSE, BLADE	H7	91	13	HEADLIGHT UNIT COMP.	F1	53	1
CYLINDER SET, MASTER	F5	57	11	FUSE, MINI	H9	93	29	HEAD ASSY., CYLINDER	D2	31	1
CYLINDER SUB ASSY., FR. BRAKE								HINGE, TOOL BOX	G6	74	8
MASTER	F5	57	4	[G]				HOLDER ASSY., HELMET	H11	95	11
CYLINDER SUB ASSY., RR. BRAKE				GASKET COMP., CYLINDER HEAD				HOLDER, BRUSH	D15	44	4
MASTER	F14	66	6					HOLDER, L. LEVER BRACKET	F3	55	12
				[D]				HOLDER, MASTER CYLINDER	F5	57	6
DAMPER COMP., FR.	F9	61	13	GASKET, CYLINDER	D8	37	2	HOLDER, UPPER	F6	58	7
DAMPER, CONNECTOR	E7	52	16	GASKET, CYLINDER HEAD	D2	31	5	HORN COMP.	H8	92	11
DIAPHRAGM	F5	57	8	GASKET, EX. PIPE	G10	78	1	HOSE COMP., FR. BRAKE	F5	57	2
	F14	66	14	GASKET, L. CRANKCASE COVER	D13	42	3	HOSE COMP., FUEL FEED	E7	52	17
DIODE ASSY., THREE WAY	H8	92	5	GASKET, OIL FILTER COVER	D9	38	6	HOSE COMP., RR. BRAKE	F14	66	2
DISK B, CLUTCH FRICTION	D11	40	6	GASKET, OIL PUMP	D16	45	2	HOSE COMP., RR. BRAKE MASTER			
DISK COMP., FR. BRAKE	F13	65	11	GASKET, R. CRANKCASE COVER	D9	38	2	CYLINDER	F14	66	8
DISK, CLUTCH FRICTION	D11	40	5	GASKET, TENSIONER LIFTER	D7	36	6	HOSE, RADIATOR LOWER	H13	97	12
DISK, FR. BRAKE	F12	64	12	GASKET, WATER PUMP COVER	D9	38	14	HOSE, RADIATOR UPPER	H13	97	11
DISK, RR. BRAKE	G1	69	14	GEAR ASSY., BALANCER DRIVEN	E3	48	1	HOUSING, UNDER THROTTLE	F3	55	10
	G2	70	13	GEAR COMP., OIL PUMP	D16	45	3	HOUSING, UPPER THROTTLE	F3	55	9
DOWEL PIN, 10X16	D1	30	9	GEAR COMP., STARTER DRIVEN	D12	41	1	HUB SUB ASSY., FR.	F12	64	6
DOWEL PIN, 8X12	D10	39	25	GEAR, BALANCER DRIVE	E2	47	6	CYLINDER	F13	65	5
	D16	45	5	GEAR, COUNTERSHAFT FIFTH	E4	49	16	HUB SUB ASSY., RR.	G1	69	7
DOWEL PIN, 8X14	D2	31	22	GEAR, COUNTERSHAFT FOURTH	E4	49	12		G2	70	7
DRIVER, SCREW	H15	99	4	GEAR, COUNTERSHAFT LOW	E4	49	4	[I]			
DRUM, GEARSHIFT	E6	51	4	GEAR, COUNTERSHAFT SECOND	E4	49	7	IMPELLER, WATER PUMP	D9	38	11
DUCT, AIR CLEANER	G7	75	4	GEAR, COUNTERSHAFT SIXTH	E4	49	19	INJECTOR ASSY., FUEL	E7	52	13
DUST SEAL, 17X20X2.5	G12	80	8	GEAR, COUNTERSHAFT THIRD	E4	49	10	INSULATOR	D15	44	9
DUST SEAL, 17X24X5	H2	86	20	GEAR, MAINSHAFT FIFTH	E4	49	14	INSULATOR, THROTTLE BODY	D2	31	6
DUST SEAL, 20X26X4.5	G16	84	25	GEAR, MAINSHAFT SECOND	E4	49	6				
	H2	86	19	GEAR, MAINSHAFT SIXTH	E4	49	17	[J]			
DUST SEAL, 23X35X5	F12	64	14	GEAR, MAINSHAFT THIRD & FOURTH	E4	49	9	JOINT, BRAKE ROD	F14	66	17
	F13	65	14	GEAR, PRIMARY DRIVE	E2	47	8	JOINT, DRIVE CHAIN	G15	83	4
DUST SEAL, STEERING HEAD	F7	59	3	GEAR, STARTER REDUCTION	D12	41	3	JOINT, TUBE	G3	71	15
DUST SEAL, STEERING UPPER	F7	59	2	GRILLE, RADIATOR	H13	97	7				
				GRIP	H15	99	5	[K]			
[E]				GRIP COMP., THROTTLE	F3	55	7	KEY SET	F6	58	1
ELEMENT COMP., AIR CLEANER	G7	75	2	GRIP, L. HANDLE	F3	55	8	KEY, BLANK	F6	58	4
ELEMENT, OIL FILTER	D9	38	4	GROMMET, AIR CLEANER CASE	G6	74	4	KEY, WOODRUFF, 25X18	E2	47	11
EMBLEM, PRODUCT	F6	58	12	GROMMET, SPEAKER PANEL	H3	87	2	KEY, WOODRUFF, 4MM	E3	48	5
				GUARD, HEAT	G10	78	11				
[F]											
FAN COMP., COOLING	H13	97	5	GUARD, HEEL	H11	95	10				
FASTENER, DUAL LOCK	G4	72	1	GUARD, SIDE STAND SWITCH	G14	82	5				
				GUIDE A, CAM CHAIN	D7	36	7				
				GUIDE B, CAM CHAIN	D7	36	5				



PART NAME INDEX

K 4

Part name	Address	Page	Ref.	Part name	Address	Page	Ref.	Part name	Address	Page	Ref.
[L]				NUT, FLANGE, 10MM	H4	88	9	OUTER COMP., CLUTCH	D11	40	1
LABEL, ACCESSORIES & LOADING	H16	100	5		H12	96	23	OUTER COMP., STARTING CLUTCH	D12	41	2
LABEL, AIR CLEANER ELEMENT				NUT, FLANGE, 6MM	F4	56	29	[P]			
					F5	57	20	PACKING, BASE	G3	71	12
NOTICE	H16	100	4		G3	71	17	PACKING, MUFFLER	G10	78	16
					H6	90	26	PACKING, RESERVE TANK	H13	97	18
LABEL, CHAIN ADJUSTER	H16	100	3		H9	93	24	PAD SET, FR.	F11	63	2
LABEL, DRIVE	H16	100	14	NUT, FLANGE, 8MM	G11	79	26	PAD SET, RR.	F16	68	2
LABEL, DRIVE CAUTION	I1	101	14		H12	96	22	PEDAL COMP., CHANGE	G12	80	1
LABEL, DRIVE CHAIN	H16	100	2	NUT, HEX. CAP, 8MM	G10	78	23	PEDAL COMP., RR. BRAKE	G12	80	6
				NUT, HEX., 10MM	F3	55	22	PGM-FI UNIT	H8	92	16
LABEL, FRENCH TRANSLATION	H16	100	6		F9	61	16	PIN A, DOWEL, 12X16	D2	31	24
LABEL, FUEL CAUTION	I1	101	16	NUT, HEX., 14MM	E3	48	3		D8	37	3
LABEL, FUEL & DRIVE	H16	100	7	NUT, HEX., 3MM	H14	98	26		D10	39	34
LABEL, RR. DAMPER	H1	85	8	NUT, HEX., 8MM	F4	56	28		D16	45	7
LABEL, RR. DAMPER CAUTION	H1	85	8		F15	67	25		E1	46	15
LABEL, TIRE	H16	100	1	NUT, LOCK, 16MM	E2	47	9	PIN B, DOWEL, 8X14	D10	39	35
					G16	84	23		D13	42	10
				NUT, LOCK, 16MM	E2	47	9		E1	46	16
				NUT, PUSH, 2.6	G6	74	14	PIN D, JOINT	F15	67	27
				NUT, SET	H5	89	17	PIN, CLUTCH LIFTER	D11	40	12
LENS COMP., L. WINKER	H4	88	5	NUT, SETTING	H13	97	2	PIN, HANGER	F11	63	13
LENS COMP., R. WINKER	H4	88	3	NUT, SPECIAL, 16MM	D11	40	14		F16	68	6
LEVER COMP., CLUTCH	D9	38	16	NUT, STEERING STEM	F6	58	16	PIN, PISTON	E2	47	4
LEVER, L. HANDLE	F3	55	14	NUT, U, 10MM	G1	69	18	PIN, SHIFT RETURN SPRING	E6	51	11
LEVER, R. STEERING HANDLE	F5	57	12		G2	70	17	PIN, SNAP	G12	80	5
LID COMP., AIR CLEANER	G7	75	7		G2	70	17	PIN, SPLIT, 2.0X12	F15	67	26
LID, BATTERY	H10	94	5	NUT, U, 12MM	H1	85	14	PIN, SPLIT, 2.0X15	G13	81	12
LIFTER ASSY., TENSIONER	D7	36	4	NUT, U, 14MM	G16	84	22	PIN, SPLIT, 2.0X18	G13	81	13
LOCK ASSY., POCKET LID	G6	74	2		G1	69	17	PIN, STEP BAR	G13	81	5
					G2	70	16	PIN, STEP JOINT	G13	81	1
[M]				NUT, U, 5MM	H5	89	20	PIPE COMP., EX.	G10	78	6
MAINSHAFT	E4	49	1	NUT, U, 6MM	G16	84	21	PIPE COMP., L. SLIDE	F10	62	21
MARK, DRIVE CHAIN CAUTION	H16	100	12		H5	89	19	PIPE COMP., R. SLIDE	F9	61	11
MARK, GPS	H16	100	8	[O]				PIPE COMP., WATER	D9	38	10
MARK, HONDA	I2	102	1	OIL SEAL, 12X18X5	D10	39	28	PIPE, STEERING HANDLE	F6	58	6
					D10	39	29	PISTON	E2	47	3
				OIL SEAL, 12X20X5	D10	39	29	PISTON B, 27X35	F16	68	14
				OIL SEAL, 14X22X5	E6	51	18	PISTON SET, MASTER CYLINDER	F14	66	12
				OIL SEAL, 22X36X5	E5	50	37	PISTON, 27X27	F11	63	3
				OIL SEAL, 25X47X6.5	G1	69	20	PIVOT, SHIFT DRUM STOPPER ARM	E6	51	13
					G2	70	20	PLATE B, CLUTCH	D11	40	8
				0-RING, 11.8X1.9	D10	39	30	PLATE COMP., CLUTCH PRESSURE	D11	40	9
					D16	45	6	PLATE COMP., GEARSHIFT DRUM			
					E1	46	13	STOPPER	E6	51	6
				0-RING, 13.8X2.5	D13	42	8	PLATE COMP., TRACKING UNIT	H10	94	10
				0-RING, 14.8X2.4	F15	67	22	PLATE, BEARING SETTING	E4	49	2
				0-RING, 17.8X1.9	D10	39	33	PLATE, CLUTCH	D11	40	7
					E7	52	12	PLATE, DIAPHRAGM	F5	57	9
				0-RING, 18X3	D10	39	32		F14	66	15
				0-RING, 1.5X9.5	D7	36	11	PLATE, FIXING	E4	49	21
				0-RING, 24.4X3.1	D15	44	13	PLATE, IDLE AIR CONTROL VALVE	E7	52	10
				0-RING, 30MM	D13	42	9	PLATE, NAME	H16	100	9
				0-RING, 44.7X2.4	F10	62	30		I1	101	17
				0-RING, 4X2	D15	44	14	PLATE, NUMBER BACK	H5	89	13
NUT, FENDER SETTING	G7	75	19	0-RING, 7.8X1.9	E7	52	20	PLATE, PORT	D1	30	2
NUT, FIXING	F4	56	23	0-RING, 9.8X2.4	D10	39	31	PLATE, R. ENGINE HANGER	H11	95	7
NUT, FLANGE, 10MM	D2	31	18								

PART NAME INDEX

K 5

Part name	Address	Page	Ref.	Part name	Address	Page	Ref.	Part name	Address	Page	Ref.
PLATE, SKID	H11	95	8	RUBBER, MOUNTING	D1	30	8	SCREW, TORX, 5X17	E7	52	4
PLUG, HOLE	H6	90	22		G9	77	7	SCREW, TORX, 5X8.7	E7	52	3
PLUG, PIN	F16	68	13	RUBBER, MUFFLER PROTECTOR	G10	78	18	SEAL	H10	94	4
PLUG, SPARK	D2	31	10	RUBBER, PROTECTOR	G10	78	3	SEAL RING, INJECTOR	E7	52	14
PROTECTOR, EX. PIPE	G10	78	7	RUBBER, PROTECTOR PACKING	G10	78	2	SEAL SET, FR. FORK	F9	61	19
PROTECTOR, L. FR. FORK	F10	62	23	RUBBER, RADIATOR	H13	97	6	SEAL SET, PISTON	F11	63	1
PROTECTOR, MUFFLER	G10	78	9	RUBBER, RADIATOR MOUNTING	H13	97	9		F16	68	1
PROTECTOR, R. FR. FORK	F10	62	22	RUBBER, RR. TANK MOUNTING	G3	71	9	SEAL, AIR CLEANER	G7	75	9
PULLER, MINI FUSE	H15	99	1	RUBBER, SHOCK	H7	91	9	SEAL, DUST	F10	62	29
PUMP ASSY., FUEL	G3	71	1	RUBBER, SPEEDOMETER MOUNTING ..	H8	92	10	SEAL, MECHANICAL	D9	38	12
PUMP ASSY., OIL	D16	45	1	RUBBER, TAILLIGHT MOUNTING	H5	89	10	SEAL, RADIATOR CAP	H13	97	10
				RUBBER, TANK GUARD	G3	71	11	SEAL, TANK	G3	71	7
[R]								SEAL, VALVE STEM	D4	33	1
				[S]				SEAT ASSY., DOUBLE	G5	73	1
RADIATOR COMP.	H13	97	1	SCREEN, OIL FILTER	E1	46	5	SEAT, JUDDER SPRING	D11	40	4
RECEIVER, CLUTCH CABLE	D9	38	18	SCREW-WASHER, 4X12	F5	57	19	SEAT, STOPPER	F9	61	10
RECTIFIER ASSY., REGULATOR	H8	92	4	SCREW-WASHER, 5X12	D15	44	15	SEAT, VALVE SPRING	D4	33	12
RECTIFIER COMP., SILICON	H9	93	31		E7	52	22	SENSOR ASSY., BANK ANGLE	H8	92	8
REFLECTOR, FR. REFLEX	H5	89	4	SCREW-WASHER, 5X16	F4	56	24	SENSOR ASSY., SPEED	E1	46	7
REFLECTOR, REFLEX	H5	89	3	SCREW, BLEEDER	F11	63	4	SENSOR ASSY., WATER TEMP	D2	31	14
RELAY COMP., POWER	H8	92	14		F16	68	7	SENSOR SET	E7	52	1
	H9	93	34	SCREW, FLAT, 4X12	F5	57	18	SENSOR, OXYGEN	D2	31	11
			35	SCREW, FLAT, 4X45	F14	66	19	SEPARATOR COMP.	F5	57	7
RELAY COMP., WINKER	H8	92	12	SCREW, FLAT, 6X53	G16	84	20	SHAFT C, IDLE GEAR	D12	41	4
RESONATOR	G7	75	11	SCREW, PAN, 4X10	G13	81	9	SHAFT, BALANCER	E3	48	2
RETAINER	E7	52	18	SCREW, PAN, 4X8.5	H13	97	4	SHAFT, GEARSHIFT FORK	E6	51	5
	F16	68	3	SCREW, PAN, 5X10	E7	52	21	SHAFT, ROCKER ARM	D4	33	6
RETAINER, VALVE SPRING	D4	33	11	SCREW, PAN, 5X12	G15	83	17	SHAFT, WATER PUMP	D9	38	15
RIM, FR. WHEEL	F12	64	8	SCREW, PAN, 5X16	F15	67	23	SHIM, TAPPET	D4	33	14
	F13	65	7	SCREW, PAN, 5X22	F4	56	26		D5	35	14
RIM, RR. WHEEL	G1	69	9	SCREW, PAN, 5X25	G7	75	21	SHROUD COMP.	H13	97	3
	G2	70	9	SCREW, PAN, 6X10	G4	72	8	SHROUD SET, L. FR.	G4	72	4
RING	D15	44	8		G10	78	22	SHROUD SET, L. RR.	G4	72	5
	F5	57	10	SCREW, PAN, 6X14	H5	89	15	SHROUD SET, R. FR.	G4	72	2
RING SET, PISTON	E2	47	2		H12	96	18	SHROUD SET, R. RR.	G4	72	3
RING, BACK UP	F9	61	6	SCREW, PAN, 6X16.5	H6	90	23	SLIDER, CHAIN	G15	83	12
RING, OIL SEAL STOPPER	F9	61	14	SCREW, PAN, 6X18	G6	74	12	SLIDER, CHAIN GUIDE	G15	83	10
RING, STOPPER	F9	61	17	SCREW, PAN, 6X22	H6	90	24	SOCKET COMP., POSITION LIGHT ..	F1	53	4
	F11	63	7	SCREW, PAN, 6X6	D7	36	8	SPACER, IGNITION COIL	H8	92	2
	F16	68	10	SCREW, SPECIAL, 4X10	H4	88	2	SPANNER, 12X14	H15	99	7
RING, WEAR	F9	61	18	SCREW, SPECIAL, 5X10	G10	78	19	SPANNER, 8X10	H15	99	6
ROD COMP.	F9	61	12	SCREW, TAPPING, 3X12	F4	56	27	SPINDLE COMP., GEARSHIFT	E6	51	9
ROD COMP., PUSH	F14	66	13	SCREW, TAPPING, 3X16	F6	58	18	SPOKE SET, FR.	F12	64	1
				SCREW, TAPPING, 3X6	H14	98	25		F13	65	1
ROD SUB ASSY., CUSHION				SCREW, TAPPING, 4X10	G6	74	15	SPOKE SET, RR.	G1	69	1
CONNECTING	H1	85	7	SCREW, TAPPING, 4X12	F1	53	14		G2	70	1
ROLLER, 3X8.5	E6	51	20		G4	72	11	SPRING ASSY., RR. BRAKE RETURN	G12	80	7
RUBBER B, SEAT STOPPER	G5	73	2	SCREW, TAPPING, 5X14	F2	54	6	SPRING, CARBON BRUSH	D15	44	5
RUBBER SPONGE, RR. FENDER	H3	87	3	SCREW, TAPPING, 5X16	F1	53	13	SPRING, CLUTCH	D11	40	10
RUBBER, BATTERY	H7	91	10		H10	94	13	SPRING, CLUTCH LEVER	D9	38	17
RUBBER, BATTERY CUSHION	G7	75	15	SCREW, TAPPING, 5X20	G7	75	23	SPRING, DRUM STOPPER	E6	51	8
			16		H3	87	11	SPRING, FR. FORK	F9	61	4
			17	SCREW, TAPPING, 6X20	F15	67	24	SPRING, GEARSHIFT RETURN	E6	51	10
RUBBER, CUSHION	H11	95	12	SCREW, TORX	E7	52	11	SPRING, JUDDER	D11	40	11
RUBBER, FILTER	D9	38	7					SPRING, LOCK KEY SETTING	G6	74	1
RUBBER, FR. FENDER MOUNTING ..	F1	53	7					SPRING, L. STEP RETURN	G13	81	4
RUBBER, GEAR CHANGE PEDAL	G12	80	2					SPRING, OIL FILTER ELEMENT			
RUBBER, HEADLIGHT MOUNTING	F2	54	4					SETTING	D9	38	8
RUBBER, METER SETTING	F2	54	2								
RUBBER, MOUNT	H6	90	31								



PART NAME INDEX

K 6

Part name	Address	Page	Ref.	Part name	Address	Page	Ref.	Part name	Address	Page	Ref.
SPRING, PAD	F11	63	6	SWITCH ASSY., RR. STOP	G12	80	3	WASHER, 17X26X1.0	E4	49	23
	F16	68	9	SWITCH ASSY., SIDE STAND	G14	82	1	WASHER, 17X28X1.0	E5	50	29
SPRING, REBOUND	F9	61	7	SWITCH ASSY., STARTER MAGNETIC	H7	91	8	WASHER, 20X27X1.0	E4	49	24
SPRING, R. STEP RETURN	G13	81	3	SWITCH ASSY., WINKER	F3	55	5	WASHER, 20X40X2	D11	40	15
SPRING, SIDE STAND	G14	82	3								16
SPRING, STOP SWITCH	G12	80	4	[T]				WASHER, 22X29X1.0	E5	50	25
SPRING, VALVE INNER	D4	33	10	TANK ASSY., FUEL	G3	71	2	WASHER, 25X32X1.0	E5	50	26
SPRING, VALVE OUTER	D4	33	9	TANK, RADIATOR RESERVE	H13	97	19	WASHER, 6.1MM	E6	51	14
SPROCKET COMP., DRIVE	E4	49	20	TAPE B, TANK GUARD	G3	71	8	WASHER, 7X13X1.2	D9	38	23
SPROCKET, FINAL DRIVEN	G1	69	3	TAPE, MAGIC	H3	87	8	WASHER, CHAIN SLIDER	G15	83	13
	G2	70	3	TENSIONER COMP., CAM CHAIN	D7	36	2				14
SPROCKET, TIMING	E2	47	7	THERMOSTAT	D2	31	8	WASHER, DRAIN PLUG, 12MM	E1	46	14
STATOR COMP.	D14	43	2	THREAD, STEERING HEAD TOP	F7	59	5	WASHER, DUST SEAL	F6	58	9
STAY COMP., METER	F2	54	3	TIRE, FR.	F12	64	9	WASHER, LOCK, 25MM	E5	50	32
STAY COMP., OIL CUP	F14	66	1	TIRE, RR.	F13	65	8	WASHER, NEUTRAL SWITCH	E1	46	12
STAY, BANK ANGLE SENSOR	H8	92	9		G1	69	10	WASHER, OIL BOLT	F5	57	16
STAY, CHAIN CASE	G15	83	6		G2	70	10		F14	66	21
STAY, DRIVE CHAIN COVER	H11	95	3	TRIM A, FUEL TANK	G3	71	5	WASHER, PLAIN, 10MM	G13	81	11
STAY, EX. PIPE PROTECTOR	G10	78	8	TRIM B, FUEL TANK	G3	71	6		H2	86	21
STAY, FUSE BOX	G7	75	18	TUBE	G9	77	4		H12	96	24
STAY, HARNESS CLAMPER	E7	52	6		H14	98	28	WASHER, PLAIN, 12MM	H1	85	15
STAY, HEADLIGHT LOWER	F1	53	10	TUBE, AIR CLEANER CONNECTING ..	G7	75	5	WASHER, PLAIN, 16MM	G12	80	9
STAY, NUMBER PLATE	H5	89	11	TUBE, AIR CLEANER DRAIN	G7	75	3	WASHER, PLAIN, 4MM	G11	79	27
STAY, NUMBER PLATE BRACKET ..	H5	89	7	TUBE, AIR INJECTION	G9	77	3	WASHER, PLAIN, 5MM	F2	54	7
STAY, RESERVE TANK	H13	97	20	TUBE, BREATHER	G7	75	10	WASHER, PLAIN, 6MM	G16	84	26
STAY, STOP SWITCH	H11	95	5	TUBE, DRAIN	G7	75	8	WASHER, PLAIN, 8MM	H6	90	33
STAY, WIRE	E7	52	5	TUBE, FUEL, 4.5X300	G3	71	18	WASHER, PLAIN, 8MM	G13	81	10
STEM SUB ASSY., STEERING	F7	59	4	TUBE, FUEL, 4.5X380	G3	71	19		H9	93	25
STEP COMP., L.	G13	81	6	TUBE, OUTER	F9	61	5	WASHER, RADIATOR MOUNTING	H13	97	15
STEP COMP., R.	G13	81	2	TUBE, RESERVE TANK	H13	97	16	WASHER, SEALING, 6.5MM	D9	38	24
STEP, PILLION	G13	81	7	TUBE, TIRE	F12	64	10	WASHER, SPECIAL, 11X21X2.3	G1	69	19
STOPPER COMP., GEARSHIFT DRUM	E6	51	7		F13	65	9		G2	70	18
STOPPER, TERMINAL	D15	44	10		G1	69	11	WASHER, SPECIAL, 12MM	D2	31	21
STRIPE, L. FR. SHROUD	I2	102	4		G2	70	11	WASHER, SPECIAL, 8MM	F10	62	28
	I3	103	4	TUBE, VINYL, 7X11X420	G7	75	24	WASHER, SPLINE, 20X26X1.6	E5	50	27
STRIPE, L. RR. FENDER	I3	103	8					WASHER, SPLINE, 25X31X1.0	E5	50	28
STRIPE, L. RR. SHROUD	I2	102	6	[V]				WASHER, SPLINE, 25X42X1.6	E5	50	31
	I3	103	6	VALVE ASSY., AIR INJECTION				WASHER, WAVE	F11	63	14
STRIPE, L. SIDE COVER	I3	103	10	SOLENOID	G9	77	6	WHEEL SUB ASSY., FR.	F12	64	7
STRIPE, R. FR. SHROUD	I2	102	3	VALVE ASSY., RELIEF	D16	45	4	WHEEL SUB ASSY., RR.	F13	65	6
	I3	103	3	VALVE COMP., REED	D1	30	4		G1	69	8
STRIPE, R. RR. FENDER	I3	103	7	VALVE SET, IDLE AIR CONTROL ..	E7	52	9	WINKER ASSY., L. FR.	H4	88	4
STRIPE, R. RR. SHROUD	I2	102	5	VALVE, EX.	D4	33	8	WINKER ASSY., L. RR.	H4	88	7
	I3	103	5	VALVE, IN.	D4	33	7	WINKER ASSY., R. FR.	H4	88	1
STRIPE, R. SIDE COVER	I3	103	9	VISOR SET, FR.	F1	53	9	WINKER ASSY., R. RR.	H4	88	6
SUB SPRING, SIDE STAND	G14	82	4					WRENCH, BOX	H15	99	8
SUSPENSION, ENGINE CONTROL				[W]				WRENCH, EYE, 17MM	H15	99	11
UNIT	H8	92	17	WASHER	D15	44	11	WRENCH, EYE, 19MM	H15	99	12
SUSPENSION, GPS ANTENNA	H10	94	8	WASHER B, THRUST, 20MM	E5	50	30	WRENCH, EYE, 24MM	H15	99	15
SUSPENSION, RELAY	H9	93	33	WASHER, 10MM	D2	31	19	WRENCH, HEX., 5MM	H15	99	14
SUSPENSION, TRACKING CONTROL ..	H10	94	3	WASHER, 12.2X17X1.5	D2	31	20	WRENCH, HEX., 6MM	H15	99	13
SUSPENSION, WINKER RELAY	H8	92	13	WASHER, 12.5X30X5	D14	43	4	WRENCH, PLUG	H15	99	9
SWINGARM SUB ASSY., RR.	G15	83	15	WASHER, 14MM	E6	51	15				
SWITCH ASSY., CLUTCH	F3	55	6	WASHER, 14.2X24	E3	48	4				
SWITCH ASSY., COMBINATION &				WASHER, 16MM	D11	40	17				
LOCK	F6	58	2		E2	47	10				
SWITCH ASSY., ENGINE STOP	F3	55	4								
SWITCH ASSY., FR. STOP	F5	57	1								
SWITCH ASSY., NEUTRAL	E1	46	6								

1

FOREWORD INDEX

2

ENGINE GROUP

3

FRAME GROUP

4

PART NUMBER INDEX

5

PART NAME INDEX

HONDA
The Power of Dreams

May 31, 2013



PARTS CATALOGUE NEWS

Honda Motor Co., Ltd.

Customer Service Technology Development Division

PARTS CATALOGUE - CORRECTED

Printed in Japan

CODE NO.	13KZZD02
PARTS CATALOGUE NEWS	CRF250L/M CRF250LD/E CRF250ME
NEWS NO.	001

(TH-KD)KZZ

- 2BR TYPE DELETION-

NOTE A:PART NO. CHANGE D:NEWLY PROVIDED E:PART NO. DELETION K:REQUIRED NO. CORRECTION L:APPLICATION SERIAL NO. CORRECTION
M:PART DESCRIPTION CORRECTION T:APPLICATION CORRECTION Z:REMARKS CHANGE

PARTS CATALOGUE NEWS

BOOKNo. : 13KZZD02

Model	Area code	Type	Applicable engine serial No.	Applicable frame serial No.	Applicable throttle body identification No.	
CRF250LD	2BR	Brazil	MD38E-1000001~1099999	MLHMD389*D5000001~D5099999	GQ32A A	
	BR					
	E	England		MD38E-2000001~2099999		MLHMD38A*D5000001~D5099999
	ED	European direct sales				
	F	France				
	LA	Latin America		MD38E-1000001~1099999		MLHMD389*D5000001~D5099999
	PH	Philippines		MD38E-2000001~2099999		
	U	Australia				MLHMD38U*D5000001~D5099999
CRF250LE	KO	Korea	MD38E-2100001~	MLHND38K*D5000001~	GQ32A A	
CRF250ME	2ED	European direct sales	MD38E-2100001~	MLHND38B*E5000001~	GQ32A A	
	3E	England				
	E					
	ED	European direct sales				

NOTE A:PART NO. CHANGE D:NEWLY PROVIDED E:PART NO.DELETION K:REQUIRED NO. CORRECTION L:APPLICATION SERIAL NO. CORRECTION
M:PART DESCRIPTION CORRECTION T:APPLICATION CORRECTION Z:REMARKS CHANGE

CRF250L (CRF250LD).....~~ZBR~~,BR

No.	MODEL		CRF250LD				
	COLOR		Extreme red	Applicable model		Applicable block No.	Ref. No.
	CODE		R-292R	Initial applicable model	Final applicable model		
	Name of colored parts	Basic part No.	R292				
1	BODY COMP., FRAME	50100-KZZ-900	ZB			F-39	4
2	BODY COMP., RR. FRAME	50200-KZZ-900	ZB			F-39	6
3	COVER, FR. MUFFLER	18360-KZZ-900	ZB			F-27	10
4	COVER, L. SIDE	83601-KZZ-900	ZC			F-24	5
5	COVER, R. SIDE	83501-KZZ-900	ZC			F-24	3
6	COVER, TOOL BOX	83602-KZZ-900	ZB			F-24	6
7	FENDER SET, RR.	80010-KZZ-900	ZD			F-34	6
8	FENDER SUB ASSY., FR.	61200-KZZ-900	ZB			F-10	2
9	MARK, HONDA	86101-KZZ-900	ZC			F-50	1
10	MARK, HONDA	86102-KZZ-900	ZC			F-50	2
11	PROTECTOR, L. FR. FORK	51620-KZZ-900	ZC			F-11	23
12	PROTECTOR, R. FR. FORK	51610-KZZ-900	ZC			F-11	22
13	SEAT ASSY., DOUBLE	77200-KZZ-900	ZD			F-23	1
14	SHROUD SET, L. FR.	19090-KZZ-900	ZD			F-22	4
15	SHROUD SET, L. RR.	19095-KZZ-900	ZD			F-22	5

NOTE A:PART NO. CHANGE D:NEWLY PROVIDED E:PART NO.DELETION K:REQUIRED NO. CORRECTION L:APPLICATION SERIAL NO. CORRECTION
M:PART DESCRIPTION CORRECTION T:APPLICATION CORRECTION Z:REMARKS CHANGE

CRF250L (CRF250LD).....~~ZBR~~,BR

No.	MODEL		CRF250LD				
	COLOR		Extreme red	Applicable model		Applicable block No.	Ref. No.
	CODE		R-292R	Initial applicable model	Final applicable model		
	Name of colored parts	Basic part No.	R292				
16	SHROUD SET, R. FR.	19070-KZZ-900	ZD			F-22	2
17	SHROUD SET, R. RR.	19075-KZZ-900	ZD			F-22	3
18	STRIPE, L. FR. SHROUD	86192-KZZ-900	ZD			F-50	4
19	STRIPE, L. RR. SHROUD	86194-KZZ-900	ZD			F-50	6
20	STRIPE, R. FR. SHROUD	86191-KZZ-900	ZD			F-50	3
21	STRIPE, R. RR. SHROUD	86193-KZZ-900	ZD			F-50	5
22	TANK ASSY., FUEL	17500-KZZ-900	ZB			F-21	2
23	VISOR SET, FR.	61140-KZZ-900	ZD			F-1	9

PARTS CATALOGUE NEWS

BOOKNo. : 13KZZD02

Block No.	Ref. No.	Note	Part No.	Description	Reqd. QTY			Serial No.	Parts catalogue code
					CRF 250L D	CRF 250L E	CRF 250M E		
F-2	1	T	37100-KZZ-902	METER ASSY., COMBINATION (KPH)	1	1	-	-----	BR, ED, F, KO, LA, PH, U
F-7	1	T	35010-KZZ-900	KEY SET	1	-	-	-----	BR, LA, PH, U
	2	T	35100-KZZ-901	SWITCH ASSY., COMBINATION & LOCK	1	-	-	-----	BR, LA, PH, U
F-10	2	T	61200-KZZ-900ZB	FENDER SUB ASSY., FR. *R292R*.....EXTREME RED	1	1	1	-----	BR, E, ED, F, LA, PH, U
F-17	4	T	43150-KZZ-902	CALIPER SUB ASSY., RR. (NISSIN)	1	1	-	-----	BR, KO, LA
	9	T	43108-KSP-B51	SPRING, PAD (NISSIN)	1	1	-	-----	BR, KO, LA
F-32	3	T	40540-KYJ-902	CHAIN, DRIVE (DID520VF-120ZB) (STANDARD LINK 106L)	1	1	1	-----	2ED, 3E, BR, E, ED, F, KO, LA, U
	4	T	40545-KYJ-902	JOINT, DRIVE CHAIN (DAIDO)	1	1	1	-----	2ED, 3E, BR, E, ED, F, KO, LA, U
F-33	1	T	52400-KZZ-941	CUSHION ASSY., RR. (SHOWA)	1	-	-	-----	BR
	8	T	87516-KFC-900	LABEL, RR. DAMPER CAUTION (PORTUGUESE)	1	-	-	-----	BR
F-34	7	E	80150-KZZ-306	*PARTS NO. DELETION					
F-36	2	E	33704-KZZ-B11	*PARTS NO. DELETION					
	12	T	84701-KZZ-900	BRACKET, NUMBER PLATE	1	-	-	-----	BR, LA, U
F-37	1	T	31500-MCG-014	BATTERY (YTX7L-BS) (TIANJIN YUASA)	1	-	-	-----	BR

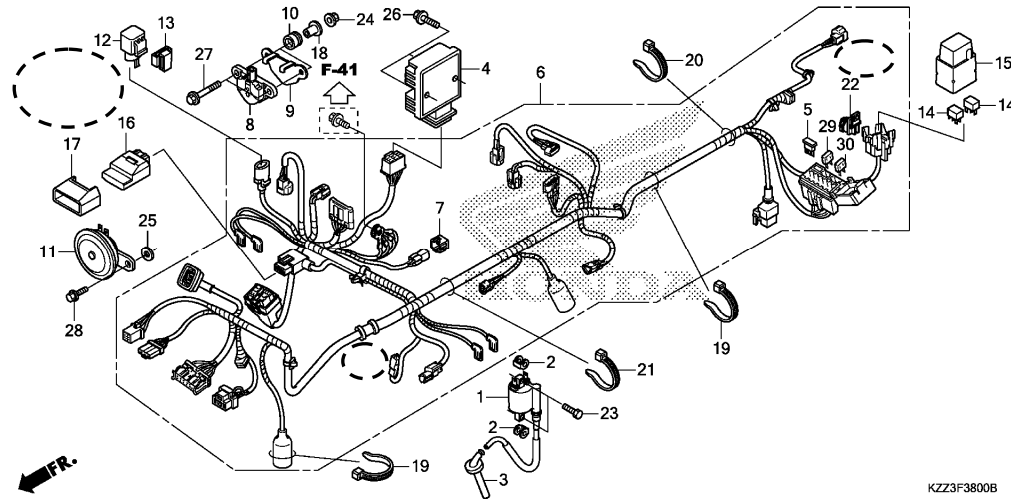
NOTE A:PART NO. CHANGE D:NEWLY PROVIDED E:PART NO.DELETION K:REQUIRED NO. CORRECTION L:APPLICATION SERIAL NO. CORRECTION
M:PART DESCRIPTION CORRECTION T:APPLICATION CORRECTION Z:REMARKS CHANGE

PARTS CATALOGUE NEWS

BOOKNo. : 13KZZD02

Block No.	Ref. No.	Note	Part No.	Description	Reqd. QTY			Serial No.	Parts catalogue code
					CRF D	CRF 250L E	CRF 250L E		

F-38 WIRE HARNESS



F-38	6	E	32100-KZZ-B10	*PARTS NO. DELETION					
	7	E	32606-MEL-D01	*PARTS NO. DELETION					
	16	T	38770-KZZ-942	PGM-FI UNIT	1	-	-	-----	BR
	30	T	98200-41000	FUSE, MINI (10A)	6	6	6	-----	2ED, 3E, BR, E, ED, F, KO, LA, PH, U
	31	E	31700-MM8-610	*PARTS NO. DELETION					
	32	E	32146-S84-003	*PARTS NO. DELETION					
	33	E	38200-KZZ-B10	*PARTS NO. DELETION					
	34	E	38501-KSS-B31	*PARTS NO. DELETION					
	35	E	38502-KTT-901	*PARTS NO. DELETION					
F-38-30	1	E	31500-KVS-A01	*PARTS NO. DELETION					
	2	E	38910-KZZ-B10	*PARTS NO. DELETION					
	3	E	38912-KZZ-B10	*PARTS NO. DELETION					

NOTE A:PART NO. CHANGE D:NEWLY PROVIDED E:PART NO.DELETION K:REQUIRED NO. CORRECTION L:APPLICATION SERIAL NO. CORRECTION
M:PART DESCRIPTION CORRECTION T:APPLICATION CORRECTION Z:REMARKS CHANGE

PARTS CATALOGUE NEWS

BOOKNo. : 13KZZD02

Block No.	Ref. No.	Note	Part No.	Description	Reqd. QTY			Serial No.	Parts catalogue code	
					CRF 250L D	CRF 250L E	CRF 250M E			
	4	E	38912-MGS-730	*PARTS NO. DELETION						
	5	E	38913-MGS-730	*PARTS NO. DELETION						
	6	E	38917-KVS-A01	*PARTS NO. DELETION						
	7	E	38918-KZZ-B10	*PARTS NO. DELETION						
	8	E	38920-KZZ-940	*PARTS NO. DELETION						
	9	E	38930-KZZ-B10	*PARTS NO. DELETION						
	10	E	80117-KZZ-B10	*PARTS NO. DELETION						
	11	E	83645-GG0-000	*PARTS NO. DELETION						
	12	E	90660-SB2-000	*PARTS NO. DELETION						
	13	E	93913-15420	*PARTS NO. DELETION						
F-41	1	T	19010-KZZ-941	RADIATOR COMP. (T. RAD)	1	-	-	-----	-----	BR, LA
	8	T	19045-KYJ-641	CAP COMP., RADIATOR	1	-	-	-----	-----	BR, LA
	10	T	19055-MV9-891	SEAL, RADIATOR CAP	1	-	-	-----	-----	BR, LA

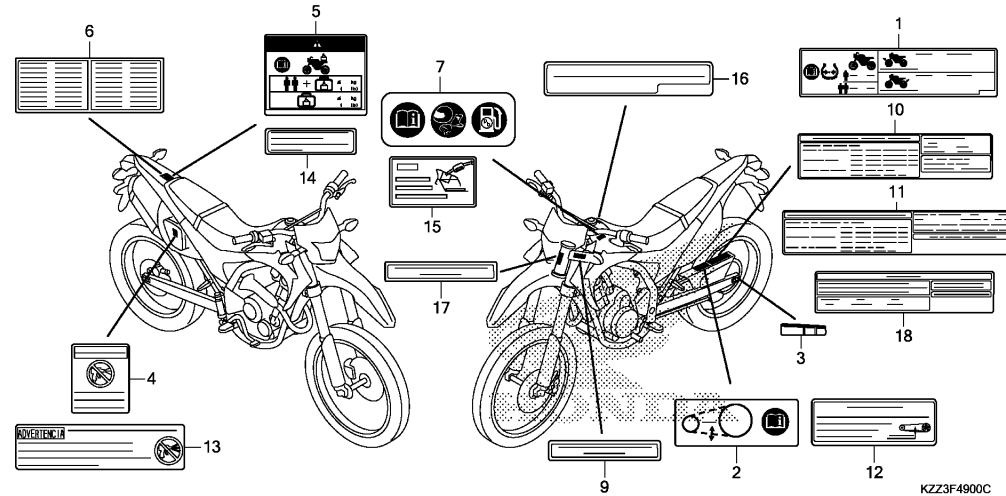
NOTE A:PART NO. CHANGE D:NEWLY PROVIDED E:PART NO.DELETION K:REQUIRED NO. CORRECTION L:APPLICATION SERIAL NO. CORRECTION
M:PART DESCRIPTION CORRECTION T:APPLICATION CORRECTION Z:REMARKS CHANGE

PARTS CATALOGUE NEWS

BOOKNo. : 13KZZD02

Block No.	Ref. No.	Note	Part No.	Description	Reqd. QTY			Serial No.	Parts catalogue code
					CRF 250L D	CRF 250L E	CRF 250M E		

F-49 CAUTION LABEL



KZZ3F4900C

F-49	8	E	87100-KVS-A00	*PARTS NO. DELETION					
	9	T	87125-GB0-900	PLATE, NAME	1	-	-	-----	BR
	10	T	87505-KZZ-940	LABEL, TIRE	1	-	-	-----	BR
	12	T	87507-MAT-B40	LABEL, DRIVE CHAIN (PORTUGUESE)	1	-	-	-----	BR
	13	T	87509-KWG-B00	LABEL, AIR CLEANER ELEMENT NOTICE (PORTUGUESE)	1	-	-	-----	BR
	14	T	87560-KCH-630	LABEL, DRIVE (PORTUGUESE)	1	-	-	-----	BR
	15	T	87562-GFP-900	MARK, REFUEL CAUTION (PORTUGUESE)	1	-	-	-----	BR

NOTE A:PART NO. CHANGE D:NEWLY PROVIDED E:PART NO.DELETION K:REQUIRED NO. CORRECTION L:APPLICATION SERIAL NO. CORRECTION
M:PART DESCRIPTION CORRECTION T:APPLICATION CORRECTION Z:REMARKS CHANGE

June 02, 2013



PARTS CATALOGUE NEWS

Honda Motor Co., Ltd.

Customer Service Technology Development Division

PARTS CATALOGUE - CORRECTED

Printed in Japan

CODE NO.	13KZZD02
PARTS CATALOGUE NEWS	CRF250L/M CRF250LD/E CRF250ME
NEWS NO.	002

(TH-KD)KZZ

NOTE A:PART NO. CHANGE D:NEWLY PROVIDED E:PART NO.DELETION K:REQUIRED NO. CORRECTION L:APPLICATION SERIAL NO. CORRECTION
M:PART DESCRIPTION CORRECTION T:APPLICATION CORRECTION Z:REMARKS CHANGE

Applicable frame serial No. —Corrected

Model	Area code	Type	Applicable engine serial No.	Applicable frame serial No.	Applicable throttle body identification No.
CRF250Ld	BR	Brazil	MD38E-1000001~1099999	MLHMD389*D5000001~D5099999	GQ32A A
	E	England	MD38E-2000001~2099999	MLHMD38A*D5000001~D5099999	
	ED	European direct sales			
	F	France			
	LA	Latin America	MD38E-1000001~1099999	MLHMD389*D5000001~D5099999	
	PH	Philippines	MD38E-2000001~2099999		
	U	Australia		MLHMD38U*D5000001~D5099999	
CRF250LE	KO	Korea	MD38E-2100001~	MLHMD38K*D5000001~	GQ32A A
CRF250ME	2ED	European direct sales	MD38E-2100001~	MLHMD38B*E5000001~	GQ32A A
	3E	England			
	E				
	ED	European direct sales			

NOTE A:PART NO. CHANGE D:NEWLY PROVIDED E:PART NO.DELETION K:REQUIRED NO. CORRECTION L:APPLICATION SERIAL NO. CORRECTION
M:PART DESCRIPTION CORRECTION T:APPLICATION CORRECTION Z:REMARKS CHANGE



PARTS CATALOGUE NEWS

Honda Motor Co., Ltd.
Customer Service Technology Development Division

PARTS CATALOGUE - CORRECTED

Printed in Japan

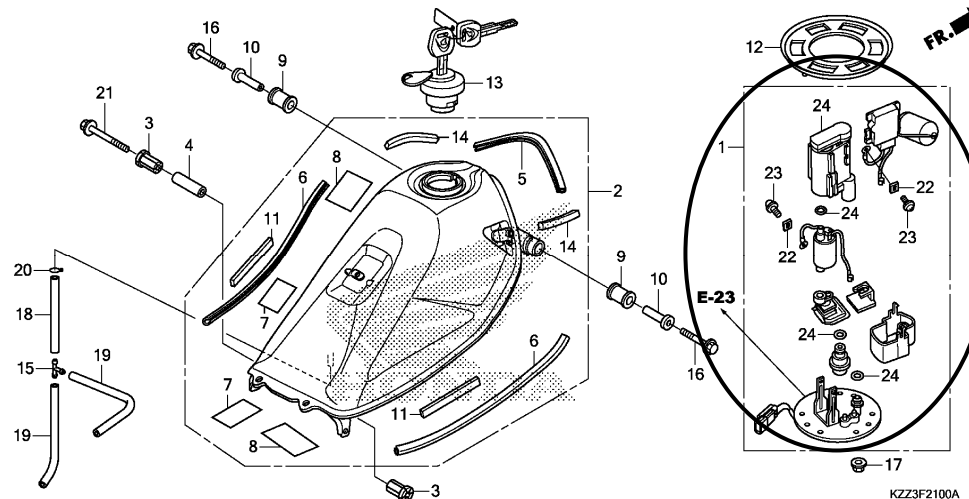
CODE NO.	13KZZD02
PARTS CATALOGUE NEWS	CRF250L/M CRF250LD/E CRF250ME
NEWS NO.	003

(TH-KD)KZZ

Block No.	Ref. No.	Note	Part No.	Description	Reqd. QTY			Serial No.	Parts catalogue code
					CRF 250L D	CRF 250L E	CRF 250M E		

F-21 FUEL TANK

Ref. No.	(Relative ref. Number)	Description	FRT
24	3101C7	FILTER, FUEL	0.7



F-21	22	D	16711-MGS-D31	STOPPER.	2	2	2
	23	D	16712-MGS-D31	SCREW, 4X6.6.	2	2	2

NOTE A:PART NO. CHANGE D:NEWLY PROVIDED E:PART NO. DELETION K:REQUIRED NO. CORRECTION L:APPLICATION SERIAL NO. CORRECTION
M:PART DESCRIPTION CORRECTION T:APPLICATION CORRECTION Z:REMARKS CHANGE

PARTS CATALOGUE NEWS

BOOKNo. : 13KZZD02

Block No.	Ref. No.	Note	Part No.	Description	Reqd. QTY			Serial No.	Parts catalogue code
					CRF 250L D	CRF 250L E	CRF 250M E		
	24	D	16730-MGS-D31	FILTER ASSY., FUEL.....	1	1	1		

NOTE A:PART NO. CHANGE D:NEWLY PROVIDED E:PART NO.DELETION K:REQUIRED NO. CORRECTION L:APPLICATION SERIAL NO. CORRECTION
M:PART DESCRIPTION CORRECTION T:APPLICATION CORRECTION Z:REMARKS CHANGE



PARTS CATALOGUE NEWS

Honda Motor Co., Ltd.
Customer Service Technology Development Division

PARTS CATALOGUE - CORRECTED

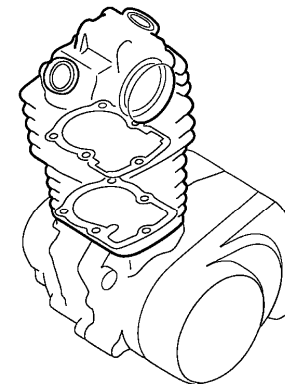
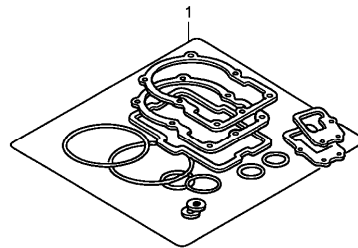
Printed in Japan

CODE NO.	13KZZD02
PARTS CATALOGUE NEWS	CRF250L/M CRF250LD/E CRF250ME
NEWS NO.	004

(TH-KD)KZZ

Block No.	Ref. No.	Note	Part No.	Description	Reqd. QTY			Serial No.	Parts catalogue code
					CRF 250L D	CRF 250L E	CRF 250M E		

EOP-1 GASKET KIT A



KZZ3X0100

EOP-1	1	D	06111-KZZ-920	GASKET KIT A..... (COMPONENT PARTS)	1	1	1		
-------	---	---	---------------	--	---	---	---	--	--

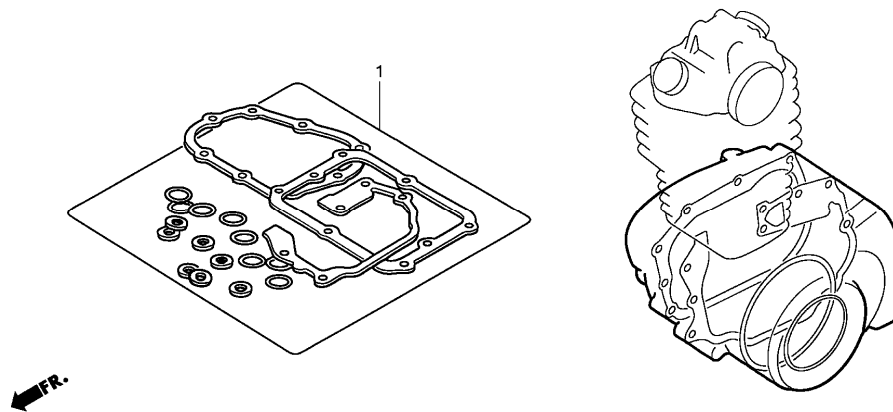
NOTE A:PART NO. CHANGE D:NEWLY PROVIDED E:PART NO. DELETION K:REQUIRED NO. CORRECTION L:APPLICATION SERIAL NO. CORRECTION
M:PART DESCRIPTION CORRECTION T:APPLICATION CORRECTION Z:REMARKS CHANGE

PARTS CATALOGUE NEWS

BOOKNo. : 13KZZD02

Block No.	Ref. No.	Note	Part No.	Description	Reqd. QTY			Serial No.	Parts catalogue code
					CRF 250L D	CRF 250L E	CRF 250M E		
	1	D	12191-KYJ-900	GASKET, CYLINDER.....	1	1	1		
	1	D	12251-KYJ-901	GASKET, CYLINDER HEAD.....	1	1	1		
	1	D	12391-KYJ-901	GASKET COMP., CYLINDER HEAD COVER.....	1	1	1		
	1	D	14560-KGH-900	GASKET, TENSIONER LIFTER.....	1	1	1		
	1	D	18291-MEB-670	GASKET, EX. PIPE.....	1	1	1		
	1	D	90418-KYJ-900	WASHER, 12. 2X17X1.5.....	2	2	2		
	1	D	90454-MG7-000	WASHER, SPECIAL, 12MM.....	1	1	1		
	1	D	90543-MV9-670	RUBBER, MOUNTING.....	2	2	2		
	1	D	91306-MG3-000	O-RING, 1.5X9.5.....	1	1	1		

EOP-2 GASKET KIT B



KZZ3X0200

EOP-2	1	D	06112-KZZ-920	GASKET KIT B..... (COMPONENT PARTS)	1	1	1		
	1	D	11394-KYJ-900	GASKET, R. CRANKCASE COVER..	1	1	1		
	1	D	1	1	1		

NOTE A:PART NO. CHANGE D:NEWLY PROVIDED E:PART NO.DELETION K:REQUIRED NO. CORRECTION L:APPLICATION SERIAL NO. CORRECTION
M:PART DESCRIPTION CORRECTION T:APPLICATION CORRECTION Z:REMARKS CHANGE

PARTS CATALOGUE NEWS

BOOKNo. : 13KZZD02

Block No.	Ref. No.	Note	Part No.	Description	Reqd. QTY			Serial No.	Parts catalogue code
					CRF 250L D	CRF 250L E	CRF 250M E		
	1	D	11395-KYJ-900	GASKET, L. CRANKCASE COVER.	1	1	1		
	1	D	15119-KYJ-901	GASKET, OIL PUMP.	1	1	1		
	1	D	15412-KYJ-901	GASKET, OIL FILTER COVER.	1	1	1		
	1	D	19226-KYJ-901	GASKET, WATER PUMP COVER.	1	1	1		
	1	D	90443-KR0-000	WASHER, NEUTRAL SWITCH.	1	1	1		
	1	D	90463-ML7-000	WASHER, SEALING, 6.5MM.	1	1	1		
	1	D	91301-KYJ-901	O-RING, 11.8X1.9.	5	5	5		
	1	D	91302-KYJ-901	O-RING, 9.8X2.4.	2	2	2		
	1	D	91303-377-000	O-RING, 13.8X2.5.	1	1	1		
	1	D	91307-035-000	O-RING, 18X3.	1	1	1		
	1	D	91309-425-003	O-RING, 24.4X3.1 (ARAI).	1	1	1		
	1	D	91322-PT0-004	O-RING, 17.8X1.9 (ARAI).	1	1	1		
	1	D	91356-KWV-000	O-RING, 30MM.	1	1	1		
	1	D	94109-12000	WASHER, DRAIN PLUG, 12MM.	1	1	1		
F-37	8	E	35850-MT4-000	*PARTS NO. DELETION					
		A	35850-MT4-003	SWITCH ASSY., STARTER MAGNETIC	1	1	1		

NOTE A:PART NO. CHANGE D:NEWLY PROVIDED E:PART NO.DELETION K:REQUIRED NO. CORRECTION L:APPLICATION SERIAL NO. CORRECTION
M:PART DESCRIPTION CORRECTION T:APPLICATION CORRECTION Z:REMARKS CHANGE



PARTS CATALOGUE NEWS

Honda Motor Co., Ltd.
Customer Service Technology Development Division

PARTS CATALOGUE - CORRECTED

Printed in Japan

CODE NO.	13KZZD02
PARTS CATALOGUE NEWS	CRF250L/M CRF250LD/E CRF250ME
NEWS NO.	005

(TH-KD)KZZ

Block No.	Ref. No.	Note	Part No.	Description	Reqd. QTY			Serial No.	Parts catalogue code
					CRF 250L D	CRF 250L E	CRF 250M E		
F-38	16		38770-KZZ-932	PGM-FI UNIT.....	1	-	-	-----	LA, PH, U
					1	-	-	----- D5004722	E, ED, F
		A	38770-KZZ-933	1	-	-	D5004723 -----	E, ED, F

NOTE A:PART NO. CHANGE D:NEWLY PROVIDED E:PART NO. DELETION K:REQUIRED NO. CORRECTION L:APPLICATION SERIAL NO. CORRECTION
M:PART DESCRIPTION CORRECTION T:APPLICATION CORRECTION Z:REMARKS CHANGE



PARTS CATALOGUE NEWS

Honda Motor Co., Ltd.
Customer Service Technology Development Division

Printed in Japan

CODE NO.	13KZZD02
PARTS CATALOGUE NEWS	CRF250L/M CRF250LD/E CRF250ME
NEWS NO.	006

(TH-KD)KZZ

NEW MODEL CRF250LD-AG TYPE COMPONENT PARTS-MARKETED

This Parts News CRF250LD-AG type parts exclusively and respectively are based CRF250LD-LA type listed on the CRF250L/M Parts Catalogue.

All other parts not listed herein are the same as CRF250LD-LA type parts.

Model	Area code	Type	Applicable engine serial No.	Applicable frame serial No.	Applicable throttle body identification No.
CRF250LD	AG	Argentina	MD38E-1100001~	8CHMD38A*EP000001~	GQ32A A

BOOKNo. : 13KZZD02

CRF250L (CRF250LD).....AG

No.	MODEL		CRF250LD				
	COLOR		Extreme red	Applicable model		Applicable block No.	Ref. No.
	CODE		R-292R	Initial applicable model	Final applicable model		
	Name of colored parts	Basic part No.	R292				
1	BODY COMP., FRAME	50100-KZZ-900	ZB			F-39	4
2	BODY COMP., RR. FRAME	50200-KZZ-900	ZB			F-39	6
3	COVER, FR. MUFFLER	18360-KZZ-900	ZB			F-27	10
4	COVER, L. SIDE	83601-KZZ-900	ZC			F-24	5
5	COVER, R. SIDE	83501-KZZ-900	ZC			F-24	3
6	COVER, TOOL BOX	83602-KZZ-900	ZB			F-24	6
7	FENDER SET, RR.	80010-KZZ-900	ZD			F-34	6
8	FENDER SUB ASSY., FR.	61200-KZZ-900	ZB			F-10	2
9	MARK, HONDA	86101-KZZ-900	ZC			F-50	1
10	MARK, HONDA	86102-KZZ-900	ZC			F-50	2
11	PROTECTOR, L. FR. FORK	51620-KZZ-900	ZC			F-11	23
12	PROTECTOR, R. FR. FORK	51610-KZZ-900	ZC			F-11	22
13	SEAT ASSY., DOUBLE	77200-KZZ-900	ZD			F-23	1
14	SHROUD SET, L. FR.	19090-KZZ-900	ZD			F-22	4
15	SHROUD SET, L. RR.	19095-KZZ-900	ZD			F-22	5
16	SHROUD SET, R. FR.	19070-KZZ-900	ZD			F-22	2
17	SHROUD SET, R. RR.	19075-KZZ-900	ZD			F-22	3

BOOKNo. : 13KZZD02

CRF250L (CRF250LD).....AG

No.	MODEL		CRF250LD				
	COLOR		Extreme red	Applicable model		Applicable block No.	Ref. No.
	CODE		R-292R				
	Name of colored parts	Basic part No.	R292	Initial applicable model	Final applicable model		
18	STRIPE, L. FR. SHROUD	86192-KZZ-900	ZD			F-50	4
19	STRIPE, L. RR. SHROUD	86194-KZZ-900	ZD			F-50	6
20	STRIPE, R. FR. SHROUD	86191-KZZ-900	ZD			F-50	3
21	STRIPE, R. RR. SHROUD	86193-KZZ-900	ZD			F-50	5
22	TANK ASSY., FUEL	17500-KZZ-900	ZB			F-21	2
23	VISOR SET, FR.	61140-KZZ-900	ZD			F-1	9

PARTS CATALOGUE NEWS

BOOKNo. : 13KZZD02

Block No.	Ref. No.	Part No.	Description	Reqd. QTY			Base Part No.	Parts catalogue code
				CRF 250L D	CRF 250L E	CRF 250M E		
F-4	22	90301-KWW-640	NUT, HEX. , 10MM (LEFT HAND THREAD)	2	-	-	90302-KZR-701	AG
F-12-20	11	45150-KZZ-902	CALIPER SUB ASSY., L. FR. (NISSIN)	1	-	-	45150-KZZ-901	AG
F-22	1		FASTENER, DUAL LOCK (11X28)....	0	-	-	19050-KZZ-900	AG
F-36	5	34906-MGZ-J01	BULB, TAIL & STOP LIGHT (P21/5W) (LIFE ELEX)	1	-	-	34906-KRM-851	AG
F-37	1	31500-KPF-897	BATTERY ASSY. (YTX7L-BS) (TIANJIN YUASA)	1	-	-	31500-KPF-895	AG
F-38	16	38770-KZZ-933	PGM-FI UNIT.....	1	-	-	38770-KZZ-932	AG
F-41	1	19010-KZZ-942	RADIATOR COMP. (T. RAD).....	1	-	-	19010-KZZ-941	AG
	8	19045-KYJ-642	CAP COMP., RADIATOR.....	1	-	-	19045-KYJ-641	AG
	10	19055-MV9-892	SEAL, RADIATOR CAP.....	1	-	-	19055-MV9-891	AG



PARTS CATALOGUE NEWS

Honda Motor Co., Ltd.
Customer Service Technology Development Division

PARTS CATALOGUE - CORRECTED

Printed in Japan

CODE NO.	13KZZD02
PARTS CATALOGUE NEWS	CRF250L/M CRF250LD/E CRF250ME
NEWS NO.	007

(TH-KD)KZZ

Block No.	Ref. No.	Note	Part No.	Description	Reqd. QTY			Serial No.	Parts catalogue code
					CRF 250L D	CRF 250L E	CRF 250M E		
F-37	1	E	31500-KYJ-981	*PARTS NO. DELETION					
		A	31500-KYJ-982	BATTERY ASSY. (YTX7L-BS) (TIANJIN YUASA)	-	1	-		

NOTE A:PART NO. CHANGE D:NEWLY PROVIDED E:PART NO.DELETION K:REQUIRED NO. CORRECTION L:APPLICATION SERIAL NO. CORRECTION
M:PART DESCRIPTION CORRECTION T:APPLICATION CORRECTION Z:REMARKS CHANGE