



# ***CRF250L/LA/RL/RLA***

**CRF250L<sub>H</sub>**  
**CRF250LA<sub>H</sub>**  
**CRF250RL<sub>H</sub>**  
**CRF250RLA<sub>H</sub>**

**PARTS CATALOGUE**

**1**

---

**FOREWORD INDEX**

**1**

---

**ENGINE GROUP**

**2**

---

**FRAME GROUP**

**3**

---

**PART NUMBER INDEX**

**4**

---

**PART NAME INDEX**

**5**

---



## Instruction for use of parts catalogue

- **This parts catalogue has been created as of December 10, 2016.**
  - Since this date, the sales practice for repair parts may have been changed or the parts may have been eliminated (listed for those not for sale).
  - The modified information is reflected on the latest Electronic Parts Catalogue (EPC). Also, refer to the parts catalogue news for any change.
  - See the parts catalogue news for any revision that is made after December 10, 2016.
- **Always specify the part number when ordering a part.**
  - Check the model, type, serial numbers, color, maker, and the size as needed before ordering a part.
  - Note that the illustrations (part drawings) can differ from the actual parts in shape. They are given just to help you to refer to the parts.
- **When modifications or additions to this parts catalogue are made, a revised edition will be issued at an appropriate time, with successively progressing revision numbers on the cover. We recommend obtaining such revisions in order to keep your parts catalogue up-to-date at all times. To check whether a parts catalogue revision has been issued, please contact your Honda distributor.**

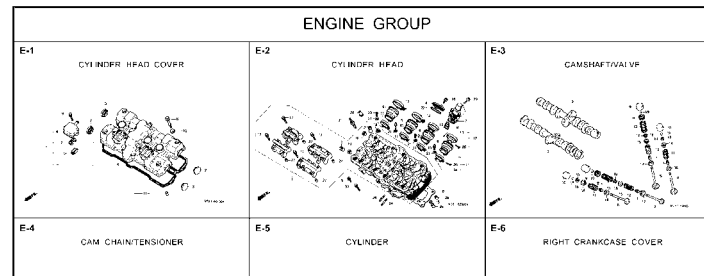
Initial version issue date  
December 10, 2016  
**Honda Motor Co., Ltd.**

## CONTENTS

	Page
● Instruction for use of parts catalogue .....	1
● How to refer to the part information .....	2
● Part catalogue structure .....	3
● When the parts were revised.....	5
● Abbreviations used in the parts catalogue.....	5
● Part block and serial number check .....	6
● Color label attachment position check.....	6
● Models, parts catalogue codes and applicable serial numbers.....	7
● Color label .....	8
● Color chart.....	9
● Fuel hose, general purpose hoses and vinyl hose .....	22
● FLAT RATE SERVICE TIME .....	26
● Illustrated index .....	32
● ENGINE GROUP.....	41
● FRAME GROUP.....	77
● PART NO. INDEX.....	147
● PART NAME INDEX.....	152

How to refer to the part information

A Reference with "Illustrated index"

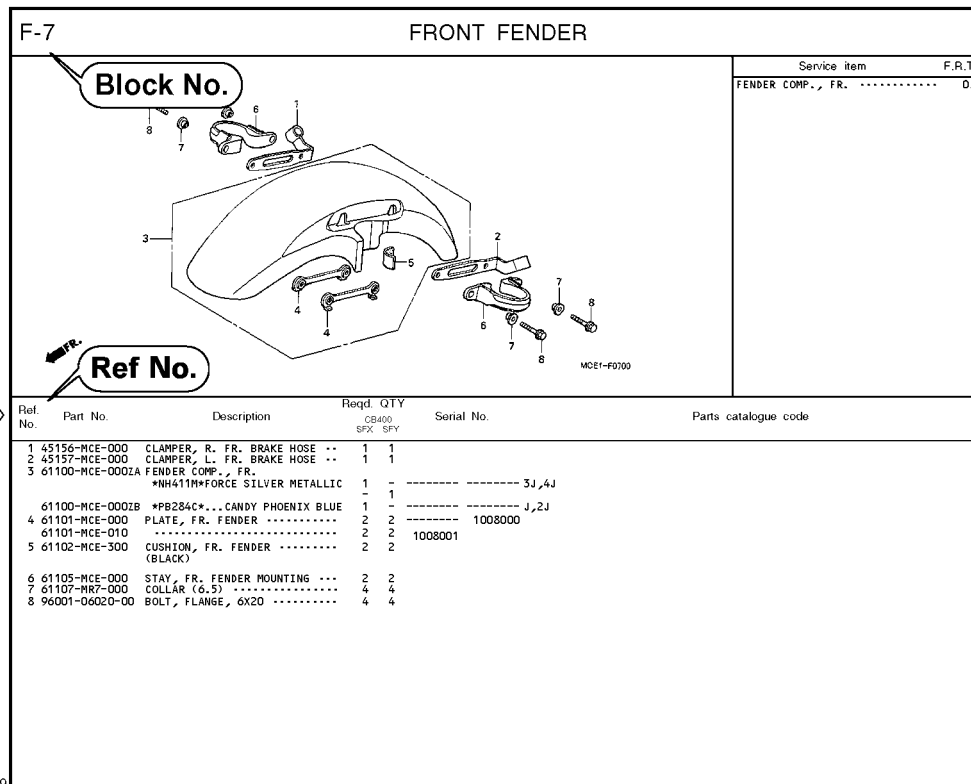


B Reference with "Part number index"

PART NO. INDEX			
Part Number	Page	Ref.	
04000			13323-MY9-751 28 10
			13324-MY9-751 28 10
04911-MCE-000	26	1	13325-MY9-751 28 10
			13327-MY9-751 28 10
06000			14000
06405-MY5-P00	67	3	14100-MCE-000 13 2
06405-MY5-P10	67	3	14200-MCE-000 13 3
06410-MY9-860	56	1	14321-MCE-000 16 2
06435-MCE-006	55	1	14401-MCE-003 16 3
06451-166-405	51	2	14510-MCE-000 16 4
06451-443-405	55	2	14520-MY9-691 16 5
06451-MA7-405	51	1	14524-MY9-690 16 6
06455-MCE-006	51	3	14546-MCE-000 16 7
			14620-MY9-691 16 8
11000			14711-MCE-000 13 4
11210-MCE-000	25	1	14712-MCE-000 13 5
11330-MCE-305	18	1	14721-MCE-000 13 6
11333-RT3-000	22	1	14722-MCE-000 13 7
11335-MCE-000	18	2	14730-MCE-000 13 8
11360-MCE-000	23	1	14731-MCE-000 13 9
11365-MCE-000	23	2	14731-MY9-751 13 10
11396-MY9-000	18	3	14751-MY2-000 13 11
11631-MCE-000	21	1	14751-MCE-000 13 12
11691-MY9-000	21	2	14761-MCE-000 13 13

C Reference with "Part name index"

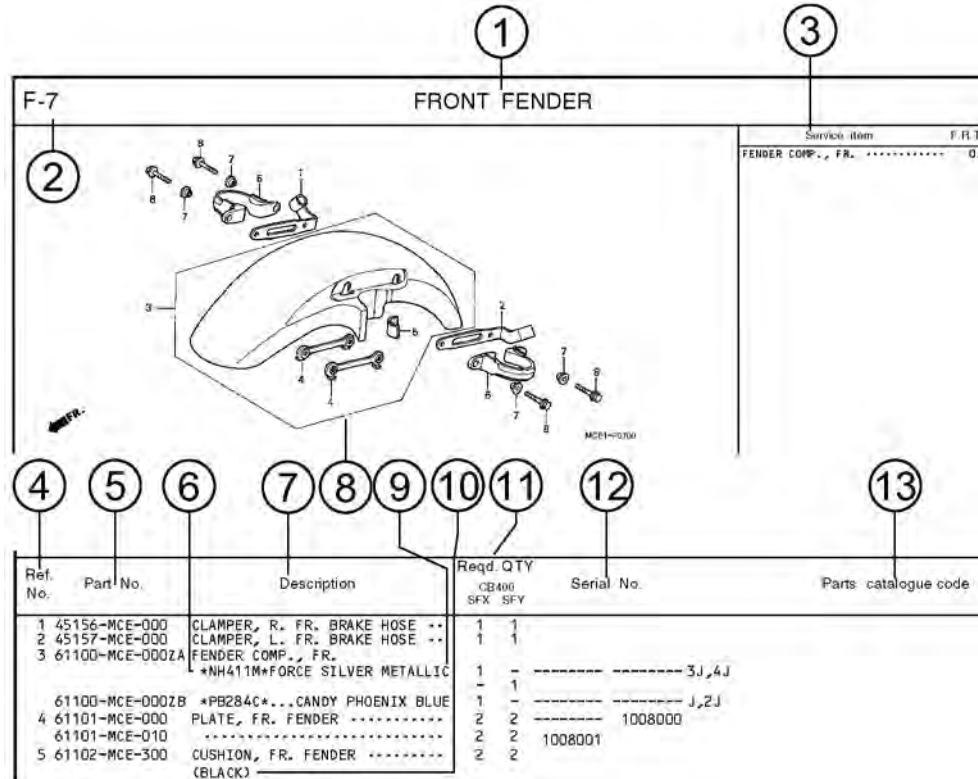
PART NAME INDEX			
Part name	Page	Ref.	Pe
[ A ]			
ADJUSTER, CHAIN	67	5	BOLT, CHANGE
ARM COMP., GEAR CHANGE	64	3	BOLT, CLUTCH
ARM, L. MAIN STEP	65	8	BOLT, CONNECT
ARM, L. PILLION STEP	65	12	BOLT, DISK, 4
ARM, R. MAIN STEP	65	5	BOLT, DRAIN F
ARM, R. PILLION STEP	65	11	BOLT, FLANGE
AUTO COOK ASSY., FUEL	73	3	BOLT, FLANGE
AXLE, FR. WHEEL	52	5	BOLT, FLANGE
AXLE, RR. WHEEL	56	3	BOLT, FLANGE
[ B ]			
BAG, AIR PRESSURE GAUGE	77	4	BOLT, FLANGE
BAG, SERVICE BOOK	77	1	BOLT, FLANGE
BAG, TOOL	77	3	BOLT, FLANGE
BALL, STEEL	65	20	BOLT, FLANGE
BAND A, INSULATOR	11	11	BOLT, FLANGE
BAND B, INSULATOR	11	12	BOLT, FLANGE
BAND, AIR CLEANER CONNECTING TUBE	62	22	BOLT, FLANGE
BAND, U-LOCK	70	3	BOLT, FLANGE
BAND, WIRE	26	14	BOLT, FLANGE
	63	21	BOLT, FLANGE
	74	18	BOLT, FLANGE



Page No.

2000.09.01 E

## Part catalogue structure



① Block title ② Block number

③ Service item/Flat rate time

④ Reference number

- Title number marked with the parenthesis or parentheses indicates that it continues from the previous page.

⑤ Part number ⑥ Honda color code

⑦ Description

⑧ Assemblies

- Sections framed with broken lines in the exploded view drawings are available as complete assemblies. (Their individual parts can also be obtained.)

⑨ Color description

⑩ Note

- Notes are shown with the parentheses in the part name column.

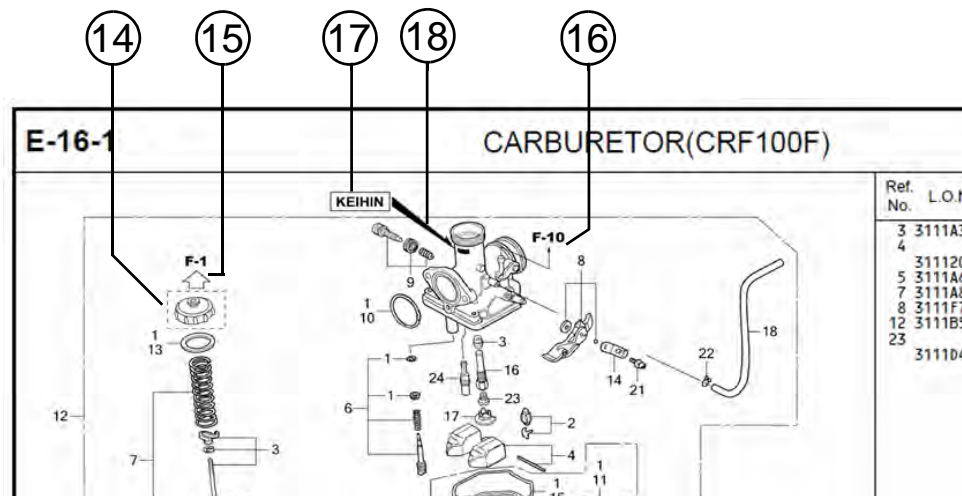
⑪ Required quantity

- Reqd. QTY shown in the parenthesis or parentheses indicates the optional part.
- Reqd. QTY marked with "N" indicates the optional part that should be selected as needed.
- Reqd. QTY indicates the number of the part used in the block.

⑫ Serial number

⑬ Parts catalogue code

- When the parts catalogue code column is blank, it indicates that the part is applicable to all codes.



⑭   
 • Parts enclosed within a dotted line are covered in a different block.

⑮   
 • A hollow arrow indicates the block No. for the parts enclosed within a dotted line .


⑯   
 • A solid arrow indicates the block No. the part in question is connected to.

⑰ **Replacement Identification Information for Designated Part No.**

⑱ **Location of Replacement Identification Information for Designated Part No.**

- If an arrow mark is indicated in 18, the part is incompatible with a different part No.
- Make sure to order the part of the same manufacture, including the component part.
- To make an order, indicate the part No., which includes the symbol displayed on the applicable section of the part to be replaced.

## When the parts were revised



Ref. No.	Part No.	Description	Reqd. QTY		Serial No.
			CB400 SFX	SFY	
1	45156-MCE-000	CLAMPER, R. FR. BRAKE HOSE ..	1	1	
2	45157-MCE-000	CLAMPER, L. FR. BRAKE HOSE ..	1	1	
3	61100-MCE-000ZA	FENDER COMP., FR. *NH411M*FORCE SILVER METALLIC	1	-	-----3J,4J
	61100-MCE-000ZB	*PB284C*...CANDY PHOENIX BLUE	1	-	-----J,2J
4	61101-MCE-000	PLATE, FR. FENDER (###).....	2	2	-----1008000
	61101-MCE-010	.....	2	2	-----1008001
5	61102-MCE-300	CUSHION, FR. FENDER ..... (BLACK)	2	2	
6	61105-MCE-000	STAY, FR. FENDER MOUNTING ...	2	2	
7	61107-MR7-000	COLLAR (6,5) .....	4	4	
8	96001-06020-00	BOLT, FLANGE, 6X20 .....	4	4	


The number has been used from the initial model without revision.

When shown at the left side, it is applicable to the models of No.1008001 and the subsequent numbers.

When shown at the right side, it is applicable to the models up to No.1008000.

The parts listed with "###" at the end of the parts name have limited supply period (parts not for sale).

## Abbreviations used in the parts catalogue



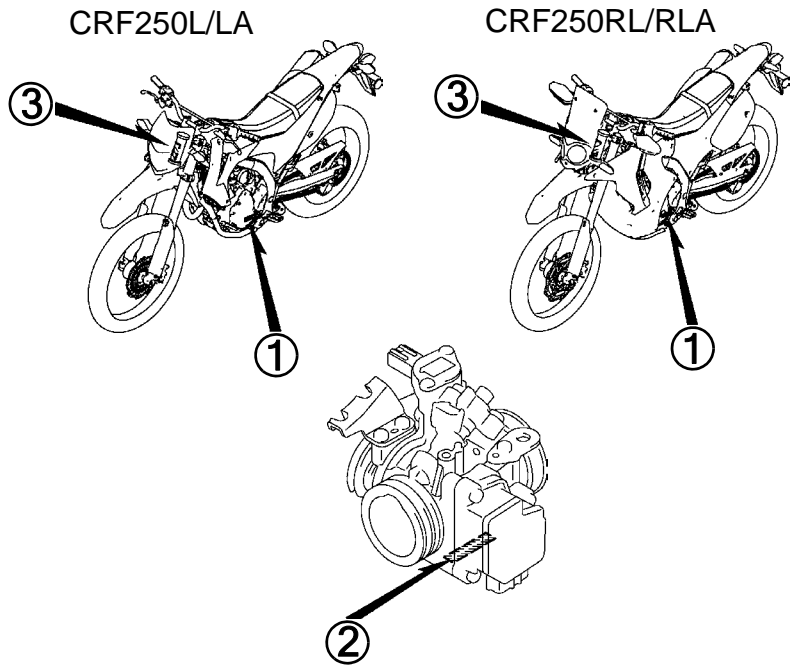
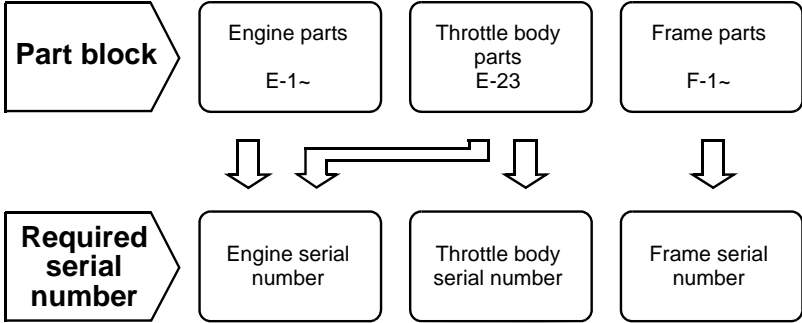
\* "L." or "R." in the description of a part stands for the LEFT hand side or the RIGHT hand side. Determine the left or right as if you were in the motorcycle seat.

### The following abbreviations are used in this parts catalogue.

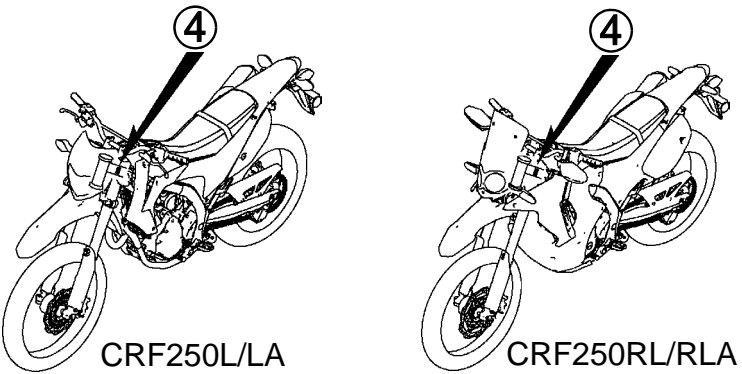
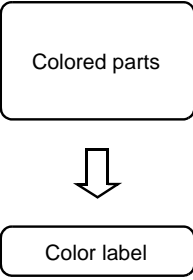
A ..... Ampere	L. ....Left
ABS ..... Anti-lock brake system	L (100L) .Link (100 Links)
A.C. .... Alternating current	L.E.D. ....Light emitted diode
A.M. .... Attaching mark	MM .....Millimeter
ASSY. .... Assembly	MPH .....Miles per hour
C.D.I. .... Capacitive discharge ignition	R. ....Right
COMP. ... Complete	RR. ....Rear
D.C. .... Direct current	STD. ....Standard
EX. .... Exhaust	T (22T) ...Tooth (22 Teeth)
FR. .... Front	TCS .....Traction control system
G ..... Gram	T.M. ....Transcript mark
HEX. .... Hexagonal	V .....Volt
IN. .... Inlet	W .....Watt
KPH ..... Kilometers per hour	WL .....With labelling
	WOL .....Without labelling



Part block and serial number check



Color label attachment position check



### Models, parts catalogue codes and applicable serial numbers

Models, parts catalogue codes and applicable serial Nos. given in this parts catalogue can be identified as follows.

Parts with parts catalogue codes are exclusive for models destined for countries designated.

If no area codes are listed, parts are for common use.

Model	Area code	Type	Applicable engine serial No.	Applicable frame serial No.	Applicable throttle body identification No.
CRF250LH	LA	Latin America	MD38E-2400001~	MLHMD449*H5000001~	9QA A
	PH	Philippines		MLHMD44U*H5000001~	
	U	Australia			
CRF250LAH	ED	European direct sales	MD38E-2400001~	MLHMD44A*H5000001~	9QA A
	U	Australia		MLHMD44U*H5000001~	
CRF250RLH	IN	Indonesia	MD38E-2400001~	MLHMD449*G5000001~	9QA A
	LA	Latin America		MLHMD449*H5000001~	
	PH	Philippines			
CRF250RLAH	ED	European direct sales	MD38E-2400001~	MLHMD44B*H5000001~	9QA A
	KO	Korea		MLHMD44K*H5000001~	
	U	Australia		MLHMD44U*H5000001~	

\* Of carburetor/throttle body identification numbers, only the portions underlined in the example below are used for registration.

9QA A KC ア

# 1

## Color label

- When ordering parts, check the model name, main color, and code by observing the “COLOR LABEL” on the vehicle.
- When ordering a colored part, use the color chart in the instruction for use of parts catalogue.

<b>VFR800FIW</b> COLOR <b>R-157</b> CODE <b>R157</b>		MODEL	VFR800FIW					
	No.	COLOR	Sparkling silver metallic	Mute black metallic	Applicable model		Applicable block No.	Re
		CODE	NH-295M	NH-359M	Initial applicable model	Final applicable model		
	Name of colored parts	Basic part No.	NH295	NH359				
	1							
	2							
	3							
	4							
	5							
	6							
	7							
	8							
	9							
	10							

## Color chart

- When ordering a colored part, refer to the chart below and use a part number consisting of the relevant basic part number to which has been added a part color code.

### CRF250L (CRF250LH)

No.	MODEL		CRF250LH				
	COLOR		Extreme red	Applicable model		Applicable block No.	Ref. No.
	CODE		R-292R	Initial applicable model	Final applicable model		
	Name of colored parts	Basic part No.	R292				
1	BODY COMP., FRAME	50100-KZZ-D20	ZB			F-39	4
2	BODY COMP., RR. FRAME	50200-KZZ-D20	ZB			F-39	6
3	BRIDGE COMP., FORK TOP	53300-KZZ-J00	ZA			F-7	10
4	COVER SET, L. SIDE	83600-KZZ-D10	ZA			F-24	5
5	COVER SET, R. SIDE	83500-KZZ-D10	ZA			F-24	3
6	COVER, FR. MUFFLER	18360-KZZ-D20	ZA			F-27	10
7	COVER, TOOL BOX	83602-KZZ-900	ZB			F-24	6
8	FENDER SET, RR.	80010-KZZ-D10	ZC			F-34	6
9	FENDER SUB ASSY., FR.	61200-KZZ-900	ZB			F-10	3
10	MARK, HONDA	86101-KZZ-900	ZC			F-50	1
11	MARK, HONDA	86102-KZZ-L30	ZA			F-50	2
12	PROTECTOR, L. FR. FORK	51620-KZZ-D20	ZC			F-11	23
13	PROTECTOR, R. FR. FORK	51610-KZZ-D20	ZC			F-11	22
14	SEAT ASSY., DOUBLE	77200-KZZ-900	ZD			F-23	1
15	SHROUD SET, L. FR.	19090-KZZ-D10	ZA			F-22	3

## CRF250L (CRF250LH)

No.	MODEL		CRF250LH				
	COLOR		Extreme red	Applicable model		Applicable block No.	Ref. No.
	CODE		R-292R	Initial applicable model	Final applicable model		
	Name of colored parts	Basic part No.	R292				
16	SHROUD SET, L. RR.	19095-KZZ-D10	ZA			F-22	4
17	SHROUD SET, R. FR.	19070-KZZ-D10	ZA			F-22	1
18	SHROUD SET, R. RR.	19075-KZZ-D10	ZA			F-22	2
19	STRIPE, L. FR. SHROUD	86192-KZZ-D10	ZA			F-50	4
20	STRIPE, L. RR. SHROUD	86194-KZZ-D10	ZA			F-50	6
21	STRIPE, L. SIDE COVER	86832-KZZ-D10	ZA			F-50	8
22	STRIPE, R. FR. SHROUD	86191-KZZ-D10	ZA			F-50	3
23	STRIPE, R. RR. SHROUD	86193-KZZ-D10	ZA			F-50	5
24	STRIPE, R. SIDE COVER	86831-KZZ-D10	ZA			F-50	7
25	TANK ASSY., FUEL	17500-KZZ-D20	ZA			F-21	3
26	VISOR SET, FR.	61140-KZZ-900	ZD			F-1	6

### CRF250LA (CRF250LAH)

No.	MODEL		CRF250LAH				
	COLOR		Extreme red	Applicable model		Applicable block No.	Ref. No.
	CODE		R-292R	Initial applicable model	Final applicable model		
	Name of colored parts	Basic part No.	R292				
1	BODY COMP., FRAME	50100-KZZ-G40	ZA			F-39	4
2	BODY COMP., RR. FRAME	50200-KZZ-D20	ZB			F-39	6
3	BRIDGE COMP., FORK TOP	53300-KZZ-J00	ZA			F-7	10
4	COVER SET, L. SIDE	83600-KZZ-D10	ZA			F-24	5
5	COVER SET, R. SIDE	83500-KZZ-D10	ZA			F-24	3
6	COVER, FR. MUFFLER	18360-KZZ-D20	ZA			F-27	10
7	COVER, TOOL BOX	83602-KZZ-900	ZB			F-24	6
8	FENDER SET, RR.	80010-KZZ-D10	ZC			F-34	6
9	FENDER SUB ASSY., FR.	61200-KZZ-900	ZB			F-10	3
10	MARK, HONDA	86101-KZZ-900	ZC			F-50	1
11	MARK, HONDA	86102-KZZ-L30	ZA			F-50	2
12	PROTECTOR, L. FR. FORK	51620-KZZ-J80	ZC			F-11	23
13	PROTECTOR, R. FR. FORK	51610-KZZ-D20	ZC			F-11	22
14	RING, FR. PULSER	44515-KZZ-J80	ZB			F-14-20	17
15	SEAT ASSY., DOUBLE	77200-KZZ-900	ZD			F-23	1
16	SHROUD SET, L. FR.	19090-KZZ-D10	ZA			F-22	3
17	SHROUD SET, L. RR.	19095-KZZ-D10	ZA			F-22	4
18	SHROUD SET, R. FR.	19070-KZZ-D10	ZA			F-22	1

## CRF250LA (CRF250LAH)

No.	MODEL		CRF250LAH				
	COLOR		Extreme red	Applicable model		Applicable block No.	Ref. No.
	CODE		R-292R	Initial applicable model	Final applicable model		
	Name of colored parts	Basic part No.	R292				
19	SHROUD SET, R. RR.	19075-KZZ-D10	ZA			F-22	2
20	STRIPE, L. FR. SHROUD	86192-KZZ-D10	ZA			F-50	4
21	STRIPE, L. RR. SHROUD	86194-KZZ-D10	ZA			F-50	6
22	STRIPE, L. SIDE COVER	86832-KZZ-D10	ZA			F-50	8
23	STRIPE, R. FR. SHROUD	86191-KZZ-D10	ZA			F-50	3
24	STRIPE, R. RR. SHROUD	86193-KZZ-D10	ZA			F-50	5
25	STRIPE, R. SIDE COVER	86831-KZZ-D10	ZA			F-50	7
26	TANK ASSY., FUEL	17500-KZZ-D20	ZA			F-21	3
27	VISOR SET, FR.	61140-KZZ-900	ZD			F-1	6

CRF250RL (CRF250RLH).....IN

No.	MODEL		CRF250RLH				
	COLOR		Extreme red	Applicable model		Applicable block No.	Ref. No.
	CODE		R-292R	Initial applicable model	Final applicable model		
	Name of colored parts	Basic part No.	R292				
1	BODY COMP., FRAME	50100-KZZ-J00	ZB			F-39	4
2	BODY COMP., RR. FRAME	50200-KZZ-J00	ZB			F-39	6
3	BRIDGE COMP., FORK TOP	53300-KZZ-J00	ZC			F-7	10
4	COVER SET, HEADLIGHT	61140-KZZ-J00	ZA			F-1-1	4
5	COVER SET, L. SIDE	83600-KZZ-J00	ZA			F-24-1	9
6	COVER SET, R. SIDE	83500-KZZ-J00	ZA			F-24-1	3
7	COVER, TOOL BOX	83602-KZZ-J00	ZA			F-24-1	10
8	COWL ASSY., L. MIDDLE	64400-KZZ-J00	ZB			F-45	5
9	COWL ASSY., R. MIDDLE	64300-KZZ-J00	ZC			F-45	3
10	COWL, FR. UNDER	50375-KZZ-J00	ZA			F-45	2
11	FENDER SET, FR.	61000-KZZ-J00	ZB			F-10	1
12	FENDER SET, RR.	80010-KZZ-J00	ZB			F-34	6
13	MARK, HONDA	86102-KZZ-900	ZC			F-50-1	1
14	PROTECTOR, L. FR. FORK	51620-KZZ-D20	ZA			F-11	23
15	PROTECTOR, R. FR. FORK	51610-KZZ-D20	ZA			F-11	22
16	SEAT ASSY., DOUBLE	77200-KZZ-900	ZD			F-23	1
17	SHROUD SET, L. FR.	19090-KZZ-J00	ZA			F-22-1	4
18	SHROUD SET, R. FR.	19070-KZZ-J00	ZA			F-22-1	3



## CRF250RL (CRF250RLH).....IN

No.	MODEL		CRF250RLH				
	COLOR		Extreme red	Applicable model		Applicable block No.	Ref. No.
	CODE		R-292R	Initial applicable model	Final applicable model		
	Name of colored parts	Basic part No.	R292				
19	SHROUD, L. RR.	19045-KZZ-J00	ZA			F-22-1	2
20	SHROUD, R. RR.	19035-KZZ-J00	ZA			F-22-1	1
21	STRIPE A, L. FR. SHROUD	86192-KZZ-J00	ZA			F-50-1	5
22	STRIPE A, L. MIDDLE COWL	86642-KZZ-J00	ZA			F-50-1	10
23	STRIPE A, R. FR. SHROUD	86191-KZZ-J00	ZA			F-50-1	4
24	STRIPE A, R. MIDDLE COWL	86641-KZZ-J00	ZA			F-50-1	9
25	STRIPE B, L. FR. SHROUD	86194-KZZ-J00	ZA			F-50-1	7
26	STRIPE B, L. MIDDLE COWL	86644-KZZ-J00	ZA			F-50-1	12
27	STRIPE B, R. FR. SHROUD	86193-KZZ-J00	ZA			F-50-1	6
28	STRIPE B, R. MIDDLE COWL	86643-KZZ-J00	ZA			F-50-1	11
29	STRIPE C, L. MIDDLE COWL	86646-KZZ-J00	ZA			F-50-1	14
30	STRIPE C, R. MIDDLE COWL	86645-KZZ-J00	ZA			F-50-1	13
31	STRIPE D, L. MIDDLE COWL	86648-KZZ-J00	ZA			F-50-1	16
32	STRIPE D, R. MIDDLE COWL	86647-KZZ-J00	ZA			F-50-1	15
33	STRIPE, FR. FENDER	86611-KZZ-J00	ZA			F-50-1	8
34	STRIPE, L. RR. FENDER	86804-KZZ-J00	ZA			F-50-1	19
35	STRIPE, L. SIDE COVER	86832-KZZ-J00	ZA			F-50-1	21
36	STRIPE, R. RR. FENDER	86803-KZZ-J00	ZA			F-50-1	18

CRF250RL (CRF250RLH).....IN

No.	MODEL		CRF250RLH				
	COLOR		Extreme red	Applicable model		Applicable block No.	Ref. No.
	CODE		R-292R	Initial applicable model	Final applicable model		
	Name of colored parts	Basic part No.	R292				
37	STRIPE, R. SIDE COVER	86831-KZZ-J00	ZA			F-50-1	20
38	STRIPE, RR. FENDER	86801-KZZ-J00	ZA			F-50-1	17
39	TANK ASSY., FUEL	17500-KZZ-J00	ZA			F-21-1	4

## CRF250RL (CRF250RLH).....LA,PH

No.	MODEL		CRF250RLH				
	COLOR		Extreme red	Applicable model		Applicable block No.	Ref. No.
	CODE		R-292R	Initial applicable model	Final applicable model		
	Name of colored parts	Basic part No.	R292				
1	BODY COMP., FRAME	50100-KZZ-J00	ZB			F-39	4
2	BODY COMP., RR. FRAME	50200-KZZ-J00	ZB			F-39	6
3	BRIDGE COMP., FORK TOP	53300-KZZ-J00	ZC			F-7	10
4	COVER SET, HEADLIGHT	61140-KZZ-J00	ZA			F-1-1	4
5	COVER SET, L. SIDE	83600-KZZ-J00	ZA			F-24-1	9
6	COVER SET, R. SIDE	83500-KZZ-J00	ZA			F-24-1	3
7	COVER, TOOL BOX	83602-KZZ-J00	ZA			F-24-1	10
8	COWL ASSY., L. MIDDLE	64400-KZZ-J00	ZB			F-45	5
9	COWL ASSY., R. MIDDLE	64300-KZZ-J00	ZC			F-45	3
10	COWL, FR. UNDER	50375-KZZ-J00	ZA			F-45	2
11	FENDER SET, FR.	61000-KZZ-J00	ZB			F-10	1
12	FENDER SET, RR.	80010-KZZ-J00	ZB			F-34	6
13	MARK, HONDA	86102-KZZ-900	ZC			F-50-1	1
14	PROTECTOR, L. FR. FORK	51620-KZZ-D20	ZA			F-11	23
15	PROTECTOR, R. FR. FORK	51610-KZZ-D20	ZA			F-11	22
16	SEAT ASSY., DOUBLE	77200-KZZ-900	ZD			F-23	1
17	SHROUD SET, L. FR.	19090-KZZ-J00	ZA			F-22-1	4
18	SHROUD SET, R. FR.	19070-KZZ-J00	ZA			F-22-1	3

CRF250RL (CRF250RLH).....LA,PH

No.	MODEL		CRF250RLH				
	COLOR		Extreme red	Applicable model		Applicable block No.	Ref. No.
	CODE		R-292R	Initial applicable model	Final applicable model		
	Name of colored parts	Basic part No.	R292				
19	SHROUD, L. RR.	19045-KZZ-J00	ZA			F-22-1	2
20	SHROUD, R. RR.	19035-KZZ-J00	ZA			F-22-1	1
21	STRIPE A, L. FR. SHROUD	86192-KZZ-J00	ZA			F-50-1	5
22	STRIPE A, L. MIDDLE COWL	86642-KZZ-J00	ZA			F-50-1	10
23	STRIPE A, R. FR. SHROUD	86191-KZZ-J00	ZA			F-50-1	4
24	STRIPE A, R. MIDDLE COWL	86641-KZZ-J00	ZA			F-50-1	9
25	STRIPE B, L. FR. SHROUD	86194-KZZ-J00	ZA			F-50-1	7
26	STRIPE B, L. MIDDLE COWL	86644-KZZ-J00	ZA			F-50-1	12
27	STRIPE B, R. FR. SHROUD	86193-KZZ-J00	ZA			F-50-1	6
28	STRIPE B, R. MIDDLE COWL	86643-KZZ-J00	ZA			F-50-1	11
29	STRIPE C, L. MIDDLE COWL	86646-KZZ-J00	ZA			F-50-1	14
30	STRIPE C, R. MIDDLE COWL	86645-KZZ-J00	ZA			F-50-1	13
31	STRIPE D, L. MIDDLE COWL	86648-KZZ-J00	ZA			F-50-1	16
32	STRIPE D, R. MIDDLE COWL	86647-KZZ-J00	ZA			F-50-1	15
33	STRIPE, FR. FENDER	86611-KZZ-J00	ZA			F-50-1	8
34	STRIPE, L. RR. FENDER	86804-KZZ-J00	ZA			F-50-1	19
35	STRIPE, L. SIDE COVER	86832-KZZ-J00	ZA			F-50-1	21
36	STRIPE, R. RR. FENDER	86803-KZZ-J00	ZA			F-50-1	18

CRF250RL (CRF250RLH).....LA,PH

No.	MODEL		CRF250RLH				
	COLOR		Extreme red	Applicable model		Applicable block No.	Ref. No.
	CODE		R-292R	Initial applicable model	Final applicable model		
	Name of colored parts	Basic part No.	R292				
37	STRIPE, R. SIDE COVER	86831-KZZ-J00	ZA			F-50-1	20
38	STRIPE, RR. FENDER	86801-KZZ-J00	ZA			F-50-1	17
39	TANK ASSY., FUEL	17500-KZZ-J00	ZA			F-21-1	4

CRF250RLA (CRF250RLAH)

No.	MODEL		CRF250RLAH				
	COLOR		Extreme red	Applicable model		Applicable block No.	Ref. No.
	CODE		R-292R	Initial applicable model	Final applicable model		
	Name of colored parts	Basic part No.	R292				
1	BODY COMP., FRAME	50100-KZZ-J80	ZB			F-39	4
2	BODY COMP., RR. FRAME	50200-KZZ-J00	ZB			F-39	6
3	BRIDGE COMP., FORK TOP	53300-KZZ-J00	ZC			F-7	10
4	COVER SET, HEADLIGHT	61140-KZZ-J00	ZA			F-1-1	4
5	COVER SET, L. SIDE	83600-KZZ-J00	ZA			F-24-1	9
6	COVER SET, R. SIDE	83500-KZZ-J00	ZA			F-24-1	3
7	COVER, TOOL BOX	83602-KZZ-J00	ZA			F-24-1	10
8	COWL ASSY., L. MIDDLE	64400-KZZ-J00	ZB			F-45	5
9	COWL ASSY., R. MIDDLE	64300-KZZ-J00	ZC			F-45	3
10	COWL, FR. UNDER	50375-KZZ-J00	ZA			F-45	2
11	FENDER SET, FR.	61000-KZZ-J00	ZB			F-10	1
12	FENDER SET, RR.	80010-KZZ-J00	ZB			F-34	6
13	MARK, HONDA	86102-KZZ-900	ZC			F-50-1	1
14	PROTECTOR, L. FR. FORK	51620-KZZ-J80	ZA			F-11	23
15	PROTECTOR, R. FR. FORK	51610-KZZ-D20	ZA			F-11	22
16	RING, FR. PULSER	44515-KZZ-J80	ZA			F-14-20	17
17	SEAT ASSY., DOUBLE	77200-KZZ-900	ZD			F-23	1
18	SHROUD SET, L. FR.	19090-KZZ-J00	ZA			F-22-1	4

## CRF250RLA (CRF250RLAH)

No.	MODEL		CRF250RLAH				
	COLOR		Extreme red	Applicable model		Applicable block No.	Ref. No.
	CODE		R-292R	Initial applicable model	Final applicable model		
	Name of colored parts	Basic part No.	R292				
19	SHROUD SET, R. FR.	19070-KZZ-J00	ZA			F-22-1	3
20	SHROUD, L. RR.	19045-KZZ-J00	ZA			F-22-1	2
21	SHROUD, R. RR.	19035-KZZ-J00	ZA			F-22-1	1
22	STRIPE A, L. FR. SHROUD	86192-KZZ-J00	ZA			F-50-1	5
23	STRIPE A, L. MIDDLE COWL	86642-KZZ-J00	ZA			F-50-1	10
24	STRIPE A, R. FR. SHROUD	86191-KZZ-J00	ZA			F-50-1	4
25	STRIPE A, R. MIDDLE COWL	86641-KZZ-J00	ZA			F-50-1	9
26	STRIPE B, L. FR. SHROUD	86194-KZZ-J00	ZA			F-50-1	7
27	STRIPE B, L. MIDDLE COWL	86644-KZZ-J00	ZA			F-50-1	12
28	STRIPE B, R. FR. SHROUD	86193-KZZ-J00	ZA			F-50-1	6
29	STRIPE B, R. MIDDLE COWL	86643-KZZ-J00	ZA			F-50-1	11
30	STRIPE C, L. MIDDLE COWL	86646-KZZ-J00	ZA			F-50-1	14
31	STRIPE C, R. MIDDLE COWL	86645-KZZ-J00	ZA			F-50-1	13
32	STRIPE D, L. MIDDLE COWL	86648-KZZ-J00	ZA			F-50-1	16
33	STRIPE D, R. MIDDLE COWL	86647-KZZ-J00	ZA			F-50-1	15
34	STRIPE, FR. FENDER	86611-KZZ-J00	ZA			F-50-1	8
35	STRIPE, L. RR. FENDER	86804-KZZ-J00	ZA			F-50-1	19
36	STRIPE, L. SIDE COVER	86832-KZZ-J00	ZA			F-50-1	21

CRF250RLA (CRF250RLAH)

No.	MODEL		CRF250RLAH				
	COLOR		Extreme red	Applicable model		Applicable block No.	Ref. No.
	CODE		R-292R	Initial applicable model	Final applicable model		
	Name of colored parts	Basic part No.	R292				
37	STRIPE, R. RR. FENDER	86803-KZZ-J00	ZA			F-50-1	18
38	STRIPE, R. SIDE COVER	86831-KZZ-J00	ZA			F-50-1	20
39	STRIPE, RR. FENDER	86801-KZZ-J00	ZA			F-50-1	17
40	TANK ASSY., FUEL	17500-KZZ-J00	ZA			F-21-1	4



## Fuel hose, general purpose hoses and vinyl hose

- The standard part fuel hose, general purpose hose and vinyl hose may be substituted by the coiled bulk part.
- When ordering the standard part fuel hose, general purpose hose and vinyl hose use the bulk part number written in the parts catalogue in brackets ( ) underneath the part name, or use the catalogue below.  
(The bulk part standard length is 1 m, however, those displayed in the catalogue < > are available in 3 m and 8 m lengths.)
- When exchanging the hose, cut and use at the specified length as mentioned in the part name.  
(For the method of cutting the bulk part, and method of filling out orders etc., please refer to the service manual and the instructions issued with the bulk part.)
- The list below is a catalogue of the standard part numbers and bulk part numbers. Note that those numbers are applicable to the listed replacement parts only.

Fuel hoses/Tubes			
Standard part No.	Bulk part No.	Bulk part	
		Inner diameter (mm)	Length (m)
95001-30xxx-2x	95001-30001-20M	3.0	1
95001-30xxx-3x	95001-30001-30M	3.0	1
95001-30xxx-4x	95001-30001-40M	3.0	1
95001-35xxx-2x	95001-35001-50M <95001-35003-50M>	3.5	1 3
95001-35xxx-3x	95001-35001-60M <95001-35003-60M>	3.5	1 3
95001-35xxx-4x	95001-35001-60M <95001-35003-60M>	3.5	1 3
95001-35xxx-5x	95001-35001-50M <95001-35003-50M>	3.5	1 3
95001-35xxx-6x	95001-35001-60M <95001-35003-60M>	3.5	1 3
95001-45xxx-2x	95001-45001-50M <95001-45003-50M>	4.5	1 3
95001-45xxx-3x	95001-45001-60M <95001-45003-60M> <95001-45008-60M>	4.5	1 3 8
95001-45xxx-4x	95001-45001-60M <95001-45003-60M> <95001-45008-60M>	4.5	1 3 8
95001-45xxx-5x	95001-45001-50M <95001-45003-50M>	4.5	1 3
95001-45xxx-6x	95001-45001-60M <95001-45003-60M> <95001-45008-60M>	4.5	1 3 8
95001-55xxx-2x	95001-55001-50M <95001-55003-50M> <95001-55008-50M>	5.5	1 3 8

Fuel hoses/Tubes			
Standard part No.	Bulk part No.	Bulk part	
		Inner diameter (mm)	Length (m)
95001-55xxx-3x	95001-55001-60M <95001-55003-60M> <95001-55008-60M>	5.5	1 3 8
95001-55xxx-4x	95001-55001-60M <95001-55003-60M> <95001-55008-60M>	5.5	1 3 8
95001-55xxx-5x	95001-55001-50M <95001-55003-50M> <95001-55008-50M>	5.5	1 3 8
95001-55xxx-6x	95001-55001-60M <95001-55003-60M> <95001-55008-60M>	5.5	1 3 8
95001-75xxx-2x	95001-75001-50M <95001-75003-50M>	7.5	1 3
95001-75xxx-3x	95001-75001-60M <95001-75003-60M> <95001-75008-60M>	7.5	1 3 8
95001-75xxx-4x	95001-75001-60M <95001-75003-60M> <95001-75008-60M>	7.5	1 3 8
95001-75xxx-5x	95001-75001-50M <95001-75003-50M>	7.5	1 3
95001-75xxx-6x	95001-75001-60M <95001-75003-60M> <95001-75008-60M>	7.5	1 3 8
95001-80xxx-2x	95001-80001-50M	8.0	1
95001-80xxx-3x	95001-80001-60M	8.0	1
95001-80xxx-4x	95001-80001-60M	8.0	1
95001-80xxx-5x	95001-80001-50M	8.0	1
95001-80xxx-6x	95001-80001-60M	8.0	1

Vinyl tube				
Standard part No.	Bulk part No.	Bulk part		
		Inner dia- meter (mm)	Outer dia-meter (mm)	Length (m)
95003-01xxx-3x	95003-01001-60M <95003-01003-60M>	2.9	6.8	1 3
95003-01xxx-60	95003-01001-60M <95003-01003-60M>	2.9	6.8	1 3
95003-03xxx-3x	95003-03001-60M <95003-03003-60M>	3.0	6.0	1 3
95003-03xxx-60	95003-03001-60M <95003-03003-60M>	3.0	6.0	1 3
95003-05xxx-3x	95003-05001-60M <95003-05003-60M> <95003-05008-60M>	3.5	6.5	1 3 8
95003-05xxx-60	95003-05001-60M <95003-05003-60M> <95003-05008-60M>	3.5	6.5	1 3 8
95003-07xxx-1x	95003-07001-10M <95003-07003-10M> <95003-07008-10M>	4.0	7.0	1 3 8
95003-07xxx-20	95003-07001-10M <95003-07003-10M> <95003-07008-10M>	4.0	7.0	1 3 8
95003-07xxx-3x	95003-07001-60M <95003-07003-60M> <95003-07008-60M>	4.0	7.0	1 3 8
95003-07xxx-60	95003-07001-60M <95003-07003-60M> <95003-07008-60M>	4.0	7.0	1 3 8
95003-07xxx-7x	95003-07001-70M <95003-07003-70M> <95003-07008-70M>	4.0	7.0	1 3 8
95003-08xxx-1x	95003-08001-10M <95003-08003-10M> <95003-08008-10M>	4.5	6.5	1 3 8
95003-09xxx-3x	95003-09001-60M <95003-09003-60M>	4.5	8.0	1 3
95003-09xxx-60	95003-09001-60M <95003-09003-60M>	4.5	8.0	1 3
95003-10xxx-1x	95003-10001-10M <95003-10003-10M>	5.0	8.0	1 3
95003-10xxx-20	95003-10001-10M <95003-10003-10M>	5.0	8.0	1 3
95003-10xxx-3x	95003-10001-60M <95003-10003-60M>	5.0	8.0	1 3
95003-10xxx-60	95003-10001-60M <95003-10003-60M>	5.0	8.0	1 3
95003-11xxx-3x	95003-11001-60M <95003-11003-60M> <95003-11008-60M>	5.0	9.0	1 3 8
95003-11xxx-60	95003-11001-60M <95003-11003-60M> <95003-11008-60M>	5.0	9.0	1 3 8
95003-12xxx-1x	95003-12001-10M <95003-12003-10M> <95003-12008-10M>	5.0	7.0	1 3 8
95003-12xxx-20	95003-12001-10M <95003-12003-10M> <95003-12008-10M>	5.0	7.0	1 3 8

Vinyl tube				
Standard part No.	Bulk part No.	Bulk part		
		Inner dia- meter (mm)	Outer dia-meter (mm)	Length (m)
95003-14xxx-1x	95003-14001-10M <95003-14003-10M>	6.0	9.0	1 3
95003-14xxx-20	95003-14001-10M <95003-14003-10M>	6.0	9.0	1 3
95003-14xxx-3x	95003-14001-60M <95003-14003-60M>	6.0	9.0	1 3
95003-17xxx-1x	95003-17001-10M <95003-17003-10M>	7.0	9.0	1 3
95003-19xxx-1x	95003-19001-10M <95003-19003-10M> <95003-19008-10M>	7.0	11.0	1 3 8
95003-19xxx-20	95003-19001-10M <95003-19003-10M> <95003-19008-10M>	7.0	11.0	1 3 8
95003-19xxx-3x	95003-19001-60M <95003-19003-60M> <95003-19008-60M>	7.0	11.0	1 3 8
95003-19xxx-60	95003-19001-60M <95003-19003-60M> <95003-19008-60M>	7.0	11.0	1 3 8
95003-21xxx-1x	95003-21001-10M <95003-21003-10M>	8.0	9.0	1 3
95003-21xxx-20	95003-21001-10M <95003-21003-10M>	8.0	9.0	1 3
95003-23xxx-1x	95003-23001-10M <95003-23003-10M>	8.0	12.0	1 3
95003-23xxx-20	95003-23001-10M <95003-23003-10M>	8.0	12.0	1 3
95003-23xxx-3x	95003-23001-60M <95003-23003-60M> <95003-23008-60M>	8.0	12.0	1 3 8
95003-23xxx-60	95003-23001-60M <95003-23003-60M> <95003-23008-60M>	8.0	12.0	1 3 8
95003-25xxx-1x	95003-25001-10M <95003-25003-10M>	9.0	11.0	1 3
95003-25xxx-20	95003-25001-10M <95003-25003-10M>	9.0	11.0	1 3
95003-25xxx-3x	95003-25001-60M <95003-25003-60M>	9.0	11.0	1 3
95003-25xxx-7x	95003-25001-70M <95003-25003-70M>	9.0	11.0	1 3
95003-27xxx-1x	95003-27001-10M <95003-27003-10M>	9.0	13.0	1 3
95003-27xxx-20	95003-27001-10M <95003-27003-10M>	9.0	13.0	1 3
95003-27xxx-3x	95003-27001-60M <95003-27003-60M>	9.0	13.0	1 3
95003-27xxx-60	95003-27001-60M <95003-27003-60M>	9.0	13.0	1 3
95003-33xxx-1x	95003-33001-10M <95003-33003-10M>	10.0	14.0	1 3
95003-33xxx-20	95003-33001-10M <95003-33003-10M>	10.0	14.0	1 3

Vinyl tube				
Standard part No.	Bulk part No.	Bulk part		
		Inner dia- meter (mm)	Outer dia-meter (mm)	Length (m)
95003-36xxx-1x	95003-36001-10M <95003-36003-10M> <95003-36008-10M>	11.0	13.0	1 3 8
95003-36xxx-20	95003-36001-10M <95003-36003-10M> <95003-36008-10M>	11.0	13.0	1 3 8
95003-37xxx-3x	95003-37001-60M <95003-37003-60M>	11.0	15.0	1 3
95003-37xxx-60	95003-37001-60M <95003-37003-60M>	11.0	15.0	1 3
95003-38xxx-1x	95003-38001-10M <95003-38003-10M>	12.0	13.0	1 3
95003-38xxx-20	95003-38001-10M <95003-38003-10M>	12.0	13.0	1 3
95003-39xxx-1x	95003-39001-10M <95003-39003-10M>	12.0	14.0	1 3
95003-39xxx-20	95003-39001-10M <95003-39003-10M>	12.0	14.0	1 3
95003-40xxx-20	95003-40001-10M <95003-40003-10M>	12.0	16.0	1 3
95003-40xxx-3x	95003-40001-60M <95003-40003-60M>	12.0	16.0	1 3
95003-40xxx-60	95003-40001-60M <95003-40003-60M>	12.0	16.0	1 3
95003-43xxx-1x	95003-43001-10M <95003-43003-10M> <95003-43008-10M>	13.0	15.0	1 3 8
95003-43xxx-20	95003-43001-10M <95003-43003-10M> <95003-43008-10M>	13.0	15.0	1 3 8
95003-45xxx-1x	95003-45001-10M <95003-45003-10M> <95003-45008-10M>	14.0	18.0	1 3 8
95003-45xxx-20	95003-45001-10M <95003-45003-10M> <95003-45008-10M>	14.0	18.0	1 3 8
95003-50xxx-1x	95003-50001-10M <95003-50003-10M>	16.0	19.0	1 3
95003-50xxx-20	95003-50001-10M <95003-50003-10M>	16.0	19.0	1 3
95003-50xxx-3x	95003-50001-60M <95003-50003-60M>	16.0	19.0	1 3
95003-55xxx-1x	95003-55001-10M <95003-55003-10M>	17.5	20.5	1 3
95003-55xxx-20	95003-55001-10M <95003-55003-10M>	17.5	20.5	1 3
95003-60xxx-1x	95003-60001-10M <95003-60003-10M>	22.0	27.0	1 3
95003-60xxx-20	95003-60001-10M <95003-60003-10M>	22.0	27.0	1 3
95003-60xxx-3x	95003-60001-60M <95003-60003-60M>	22.0	27.0	1 3
95003-60xxx-60	95003-60001-60M <95003-60003-60M>	22.0	27.0	1 3

General purpose hoses			
Standard part No.	Bulk part No.	Bulk part	
		Inner diameter (mm)	Length (m)
95005-11xxx-3x	95005-11001-30M	11.0	1
95005-11xxx-5x	95005-11001-50M	11.0	1
95005-12xxx-1x	95005-12001-10M <95005-12003-10M>	12.0	1 3
95005-12xxx-2x	95005-12001-20M	12.0	1
95005-12xxx-3x	95005-12001-30M	12.0	1
95005-12xxx-5x	95005-12001-50M	12.0	1
95005-14xxx-1x	95005-14001-10M	14.0	1
95005-14xxx-2x	95005-14001-20M <95005-14003-20M>	14.0	1 3
95005-14xxx-3x	95005-14001-30M	14.0	1
95005-14xxx-5x	95005-14001-50M	14.0	1
95005-17xxx-1x	95005-17001-10M	17.0	1
95005-17xxx-2x	95005-17001-20M	17.0	1
95005-17xxx-3x	95005-17001-30M	17.0	1
95005-17xxx-5x	95005-17001-50M	17.0	1
95005-30xxx-3x	95005-30001-30M	3.0	1
95005-30xxx-5x	95005-30001-50M	3.0	1
95005-35xxx-1x	95005-35001-10M <95005-35003-10M> <95005-35008-10M>	3.5	1 3 8
95005-35xxx-2x	95005-35001-20M	3.5	1
95005-35xxx-3x	95005-35001-30M	3.5	1
95005-35xxx-4x	95005-35001-10M <95005-35003-10M> <95005-35008-10M>	3.5	1 3 8
95005-35xxx-5x	95005-35001-50M	3.5	1
95005-45xxx-1x	95005-45001-10M <95005-45003-10M> <95005-45008-10M>	4.5	1 3 8
95005-45xxx-2x	95005-45001-20M	4.5	1
95005-45xxx-3x	95005-45001-30M	4.5	1

General purpose hoses			
Standard part No.	Bulk part No.	Bulk part	
		Inner diameter (mm)	Length (m)
95005-45xxx-4x	95005-45001-10M <95005-45003-10M> <95005-45008-10M>	4.5	1 3 8
95005-45xxx-5x	95005-45001-50M	4.5	1
95005-50xxx-3x	95005-50001-30M <95005-50003-30M>	5.0	1 3
95005-50xxx-5x	95005-50001-50M	5.0	1
95005-55xxx-1x	95005-55001-10M <95005-55003-10M> <95005-55008-10M>	5.3	1 3 8
95005-55xxx-2x	95005-55001-20M <95005-55003-20M>	5.3	1 3
95005-55xxx-4x	95005-55001-10M <95005-55003-10M> <95005-55008-10M>	5.3	1 3 8
95005-65xxx-1x	95005-65001-10M <95005-65003-10M>	6.5	1 3
95005-65xxx-2x	95005-65001-20M	6.5	1
95005-70xxx-3x	95005-70001-30M <95005-70003-30M>	7.0	1 3
95005-70xxx-5x	95005-70001-50M	7.0	1
95005-75xxx-1x	95005-75001-10M <95005-75003-10M>	7.3	1 3
95005-75xxx-2x	95005-75001-20M	7.3	1
95005-80xxx-1x	95005-80001-10M <95005-80003-10M>	8.0	1 3
95005-80xxx-2x	95005-80001-20M	8.0	1
95005-80xxx-3x	95005-80001-30M	8.0	1
95005-80xxx-5x	95005-80001-50M	8.0	1
95005-91xxx-3x	95005-91001-30M	12.0	1
95005-91xxx-5x	95005-91001-50M	12.0	1
95005-92xxx-3x	95005-92001-30M	12.0	1
95005-92xxx-5x	95005-92001-50M	12.0	1

NOTE: X is displayed to represent the omitted numerals and letters of the roman alphabet.

⊙ **CAUTION: It is DANGEROUS to confuse the fuel hose with the general purpose hose or vinyl hose.**

Never use a general purpose hose or vinyl hose in place of a fuel hose or vice versa. Always use the correct bulk part in the parts catalogue, according to the service manual or the instructions issued with the bulk part.

• Bulk part number of fuel hose, general purpose hose and vinyl hose.

(Example)

95001-75001-50M

**Bulk part number:** Refers to the bulk part.

**Marking code (hose type):** (fuel hose and general purpose hose)

**Change code (for added hose):** (Vinyl hose)

- Indicates number mark or change sequence, however, the code for the bulk part must be strictly 0 (zero).

**Types of code:**

- Fuel hose
  - 2: Red outside braid (3 mm inside dia. only)
  - 5: Black inside braid
  - 3: Red (3 mm inside dia. only)
  - 4: Ash gray with red stripe (3 mm inside dia. only)
  - 6: Black
- Vinyl hose
  - 1: Clear
  - 2: Black
  - 3: Light red
  - 6: Light red
  - 7: Pale black
- General hose
  - 1: Ash gray
  - 2: Ash gray
  - 3: Black
  - 5: Black

**Lengths:** 001: 1 m (standard)  
003: 3 m  
008: 8 m

**I.D code:** (fuel hose and general purpose hose)

- 30: 3.0 mm
- 35: 3.5 mm
- 45: 4.5 mm
- 50: 5.0 mm
- 55: 5.3 mm, 5.5 mm
- 65: 6.5 mm
- 70: 7.0 mm
- 75: 7.3 mm, 7.5 mm
- 80: 8.0 mm
- 11: 11 mm
- 91: 12 mm (outside dia. 15) mm
- 92: 12 mm (outside dia. 16) mm
- 12: 12 mm (outside dia. 17) mm
- 14: 14 mm
- 17: 17 mm

**ID./OD. code:** (vinyl hose)

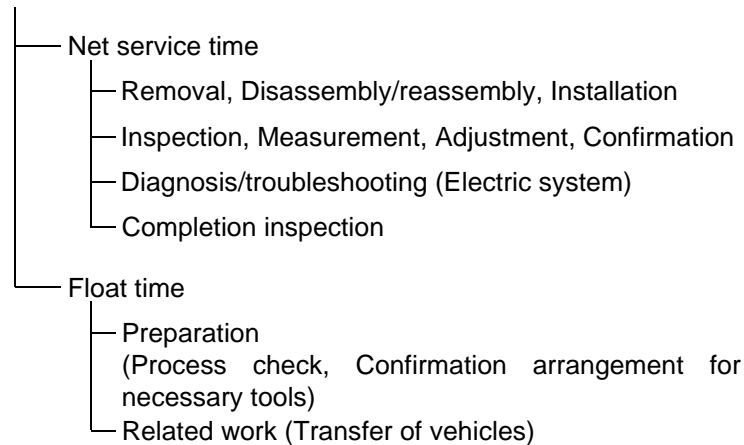
- 01: ID. 2.9, OD. 6.8 mm
- 03: ID. 3.0, OD. 6.0 mm
- 05: ID. 3.5, OD. 6.5 mm
- 07: ID. 4.0, OD. 7.0 mm
- 08: ID. 4.5, OD. 6.5 mm
- 09: ID. 4.5, OD. 8.0 mm
- 12: ID. 5.0, OD. 7.0 mm
- 10: ID. 5.0, OD. 8.0 mm
- 11: ID. 5.0, OD. 9.0 mm
- 14: ID. 6.0, OD. 9.0 mm
- 17: ID. 7.0, OD. 9.0 mm
- 19: ID. 7.0, OD. 11.0 mm
- 21: ID. 8.0, OD. 9.0 mm
- 23: ID. 8.0, OD. 12.0 mm
- 25: ID. 9.0, OD. 11.0 mm
- 27: ID. 9.0, OD. 13.0 mm
- 33: ID. 10.0, OD. 14.0 mm
- 36: ID. 11.0, OD. 13.0 mm
- 37: ID. 11.0, OD. 15.0 mm
- 38: ID. 12.0, OD. 13.0 mm
- 39: ID. 12.0, OD. 14.0 mm
- 40: ID. 12.0, OD. 16.0 mm
- 43: ID. 13.0, OD. 15.0 mm
- 45: ID. 14.0, OD. 18.0 mm
- 50: ID. 16.0, OD. 19.0 mm
- 55: ID. 17.5, OD. 20.5 mm
- 60: ID. 22.0, OD. 27.0 mm

**Hose type:** 1: Fuel hose  
3: Vinyl hose  
5: General hose

## FLAT RATE SERVICE TIME

Flat rate service time (FRT) means the standard time required to service a MC, which is listed in this manual to help the dealers control the actual working process and calculate the service charge by using it as a guide.

### FRT setting system



\* Float time is set by multiplying the net service time by a given coefficient.

### Editorial style

The service items shown in the text are listed with the exchange work time for the repair sales parts as the subject. Other representative service items not using repair parts (removal/installation, adjustment, inspection/measuring, and other work) are listed collectively in the list in the preface, classified according to the work.

### FRT setting standard

- Decimal system (in unit of 0.1) is adopted to set FRT as it is convenient to calculate the wage.  
Example: (0.1) → 6 minutes, (0.2) → 12 minutes  
[Labor cost per hour] x [FRT] = [Wage]
- FRT is set with a hand tool.
- Service items and FRT can be subject to change depending on development of tools and service equipment and improvement in service procedure.

**Work procedure**

- As the work procedure is set with the work time according to the method in the separate Service Manual, refer to this Manual as required.
- Work methods permitting servicing in the shortest time still permitting assurance of safe work and product warranty are used for the setting of service items not listed in the Service Manual.
- Work basically is to be performed by one person, and when two or more people are required, setting is done as the total time for the number of people.
- The set value for the technological level of the workers uses a person with three years of experience in the repair of Honda vehicles as the standard.
- Special tools and service equipment used to set FRT are those specified or recommended in Service Manual.

**Service item whose FRT is not presented**

- Accessories and service parts that are not listed to use in this manual.
- Locations with little aging deterioration or breakage during normal use.
- Service work that can be finished by one touch.
- Service work that is seldom done (i.e. extremely small causes of trouble and service frequency).

\* When FRT is not presented, please calculate wages based on appropriate actual work time

**Operation not included of FRT**

- Oil and coolant water draining, Waiting time for warming up operation and etc..
- Additional operation that involves removal/installation of standard exterior equipment.
- Indirect time spent for service by visiting the customer, trade-in, and delivery of a MC.
- Indirect time required for ordering and delivery of parts.
- Cost for grease, adhesive agent, etc. used for service work.

**Explanation of FRT by using an example**  
**(The example may differ from the actual presented items)**

Ref. No.	L.O.N.	(Relative ref. Number) Description	F.R.T.
②	111118	(1, 3, 4, 7) CAMSHAFT ..... 4.5	②
③	111118A	⑥ • Includes: Valve clearance adjustment Replace rocker arm add ..... 1.0	⑤

- ① Reference No. of the illustration of part that shows location of the replacement work.
- ② FRT is an abbreviation of Flat Rate Time indicating the standard service time required for the replacement.
- ③ LON is an abbreviation of Labor Operation Number, and it is a classification of the service items by the work unit code.

The same operation code is used regardless of the models.

Standard operation is indicated with 6 digits code, and additional operation is indicated with 7 digits code.

- ④ Indicating the camshaft replacement and FRT4.5.
- ⑤ Indicating FRT1.0 that will be added when additional operation (replace rocker arm) is done in association with camshaft replacement.

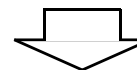
⑥ Indicating work contents that are included in the service item.

⑦ Indicating a reference No. whose operation and time are the same as FRT4.5 for the camshaft.

(The application range is limited to the service items without an LON setting within a same block.)

**How to refer to the service item by using the sample**  
**(camshaft replacement)**

Open to the page of the block where the camshaft's spare part illustration is shown.



Look for the camshaft illustration, and refer to the service item and FRT that agree with the reference No.

Indication mark for the listing of service items that continues to the following page

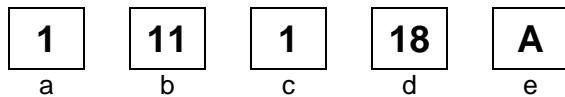
Ref. No.	L.O.N.	(Relative ref. Number) Description	F.R.T.
2	111118	CAMSHAFT .....	4.5
	.	.	.
	.	.	.

+  
Mark indicated at the last line.

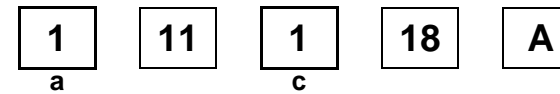
Indication of the block with no setting of FRT

Ref. No.	L.O.N.	(Relative ref. Number) Description	F.R.T.
NO INFORMATION .....			

• LON code system



- a) Category code..... Engine
- b) Location/function code ..... Engine upper
- c) Operation code..... Replace
- d) Operation sequence number (Unit code can be shown with alphabet) ..... camshaft (No regular rule of code)
- e) Additional code ..... replace rocker arm (No regular rule of code)



a) Category codes and classification

Code	Category
1	Engine
2	Transmission
3	Fuel & Exhaust
4	Frame & Body
5	Steering/Suspension
6	Electrical
7	Wheels/Brakes
8	Controls/instrument
9	-
0	-

c) Operation codes and classification

Code	Operation category
1	Replace, Removal/Installation, Change
2	Overhaul
3	Adjust, Balance
4	(Paint-related work: Top-coat)
5	Test, Inspect/diagnose, Measurement, Check
6	(Overhaul-related work: Rebore)
7	(Overhaul-related work: Reseal)
8	(Resurface)
9	(Paint-related work: Refinish)
0	Repair, Cleaning, Air bleeding



Major service items without using spare parts  
Removal/Installation, Adjustment, Inspection/Masurement, Other work

[ E: Engine, F: Frame ]

### \* OPERATIONS OTHER THAN REPLACING PARTS

#### • Removal/installation

Set for the configuration with the parts removed from the vehicle.

	LON	DESCRIPTION	FRT
E	1101E5	<b>TILTING ENGINE ASSEMBLY-REMOVAL/INSTALLATION</b> INCLUDES: All necessary adjustment	2.4
	1101Q0	<b>TILTING ENGINE ASSEMBLY-REMOVAL/INSTALLATION(A)</b> INCLUDES: All necessary adjustment NOTE: With middle cowling	3.2
	3111D5	<b>THROTTLE BODY ASSEMBLY-REMOVAL/INSTALLATION</b>	0.7
	3111S3	<b>THROTTLE BODY ASSEMBLY-REMOVAL/INSTALLATION(A)</b> NOTE: With middle cowling	0.9
	1101E6	<b>CRANKCASE SEPARATION</b> INCLUDES: Engine removal and installation	4.7
	1101Q1	<b>CRANKCASE SEPARATION(A)</b> INCLUDES: Engine removal and installation NOTE: With middle cowling	5.5
F	1151E6	<b>RADIATOR ASSEMBLY-REMOVAL/INSTALLATION</b>	0.5
	1151P0	<b>RADIATOR ASSEMBLY-REMOVAL/INSTALLATION(A)</b> NOTE: With middle cowling	0.8

#### • Adjustment

	LON	DESCRIPTION	FRT
E	2123A0	<b>CLUTCH-ADJUSTMENT</b> INCLUDES: Clutch lever adjustment	0.1
	1113A0	<b>VALVE CLEARANCE-ADJUSTMENT</b> NOTE: For 1 vehicle	0.8
	1113A1	<b>VALVE CLEARANCE-ADJUSTMENT(A)</b> NOTE: For 1 vehicle NOTE: With middle cowling	1.0
F	6163A0	<b>HEADLIGHT-AIMING</b>	0.1
	2133A0	<b>DRIVE CHAIN-ADJUSTMENT</b>	0.1
	3113A3	<b>THROTTLE OPERATION-ADJUSTMENT</b>	0.1

#### • Inspection/Masurement

	LON	DESCRIPTION	FRT
E	1115A0	<b>COMPRESSION PRESSURE-MEASUREMENT</b>	0.2
	1115A2	<b>COMPRESSION PRESSURE-MEASUREMENT(A)</b> NOTE: With middle cowling	0.4
	6145A0	<b>IGNITION TIMING-INSPECTION</b>	0.2
F	6105A0	<b>BATTERY-CHARGE</b> INCLUDES: In case of open type battery, checking electrolyte level and charge.	0.2

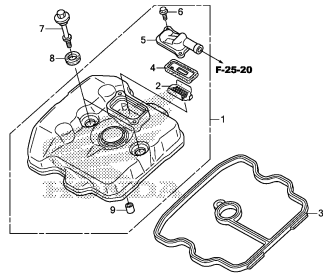
• Other work

	LON	DESCRIPTION	FRT
E	1130A1	<b>OIL FILTER SCREEN-CLEANING</b>	0.9
	1130A6	<b>OIL FILTER SCREEN-CLEANING(A)</b> NOTE: With middle cowling	1.2
F	7110A0	<b>FRONT BRAKE-AIR BLEEDING</b>	0.2
	7110A1	<b>REAR BRAKE-AIR BLEEDING</b>	0.2
	7110A2	<b>REAR BRAKE-AIR BLEEDING(A)</b> NOTE: With middle cowling	0.3
	1151E7	<b>RADIATOR COOLANT-CHANGE</b>	0.3
	1151N0	<b>RADIATOR COOLANT-CHANGE(A)</b> NOTE: With middle cowling	0.6
	6185A0	<b>ECM/PCM UPDATE</b>	0.3

# ENGINE GROUP

E-1

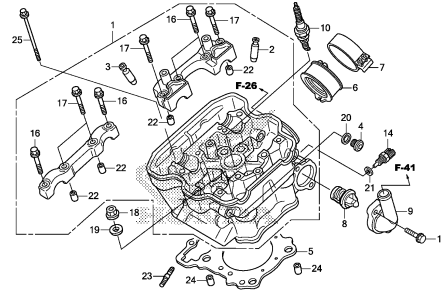
CYLINDER HEAD COVER



KZZEE0100

E-2

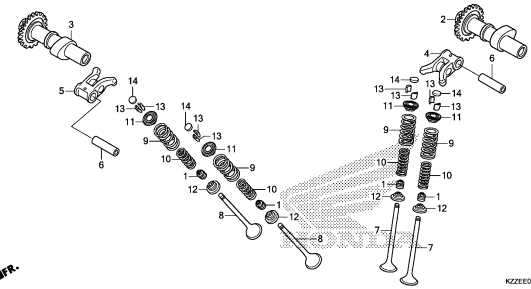
CYLINDER HEAD



KZZEE0000

E-3

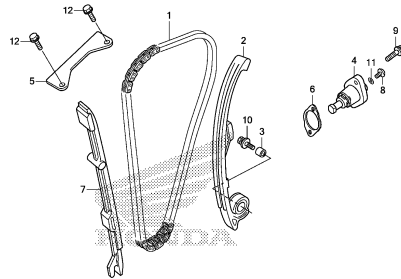
CAMSHAFT/VALVE



KZZEE0300

E-4

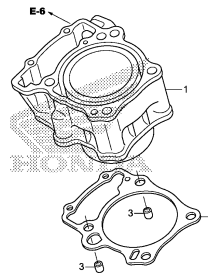
CAM CHAIN/TENSIONER



KZZEE0400

E-5

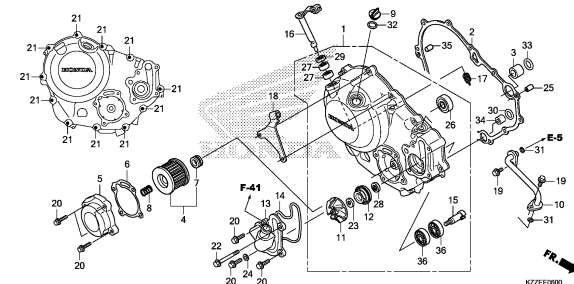
CYLINDER



KZZEE0600

E-6

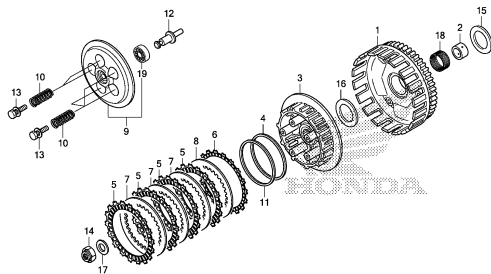
RIGHT CRANKCASE COVER



KZZEE0600

E-8

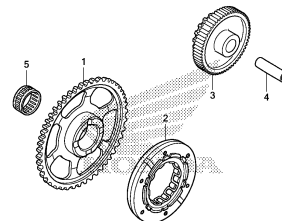
CLUTCH



KZZEE0800

E-9

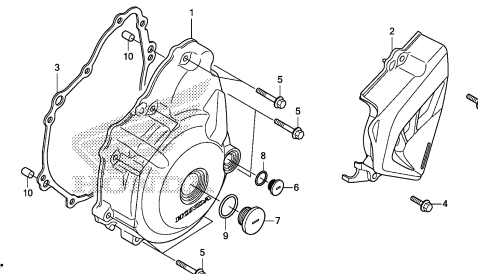
STARTING CLUTCH



KZZEE0900

E-10

LEFT CRANKCASE COVER

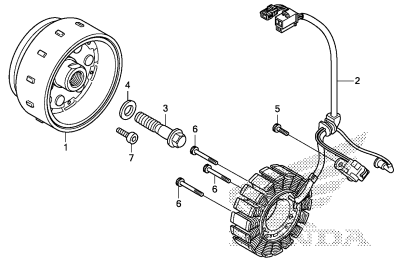


KZZEE1000

# ENGINE GROUP

E-11

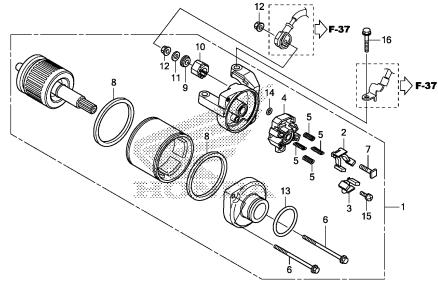
GENERATOR



KZZEE190

E-13

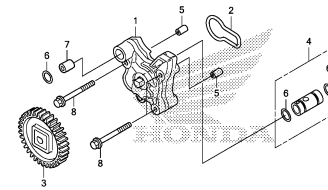
STARTER MOTOR



KZZEE190

E-14

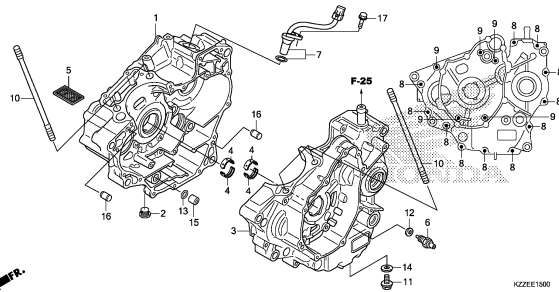
OIL PUMP



KZZEE140

E-15

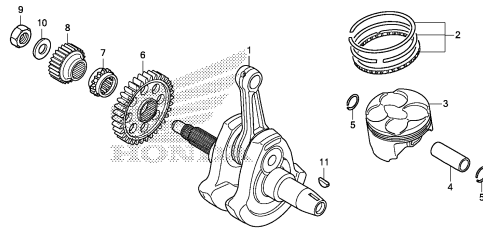
CRANKCASE



KZZEE190

E-16

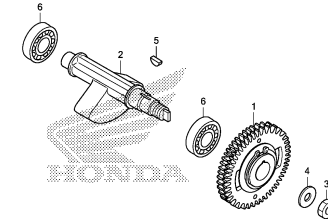
CRANKSHAFT/PISTON



KZZEE160

E-16-10

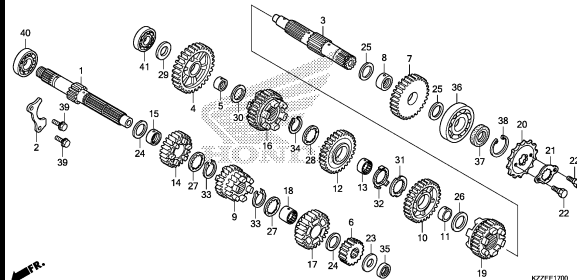
BALANCER SHAFT



KZZEE1610

E-17

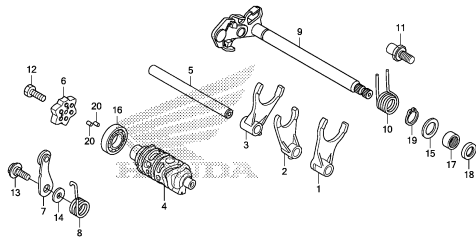
TRANSMISSION



KZZEE170

E-19

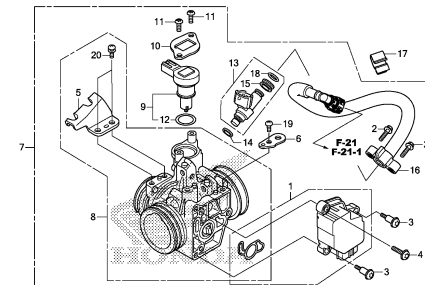
GEARSHIFT DRUM



KZZEE190

E-23

THROTTLE BODY



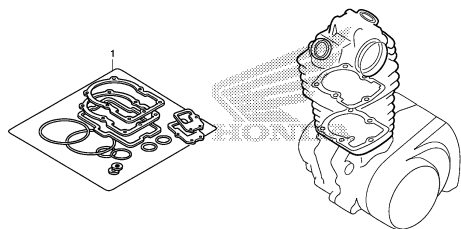
KZZEE230

2

# ENGINE GROUP

EOP-1

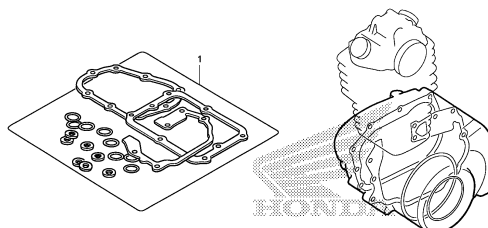
GASKET KIT A



KZZEX0100

EOP-2

GASKET KIT B



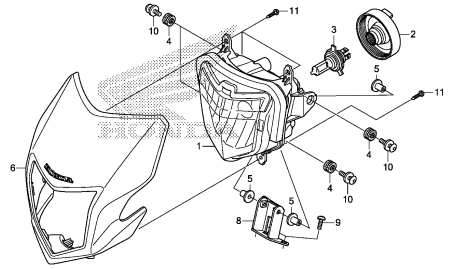
KZZEX0000

2

# FRAME GROUP

F-1

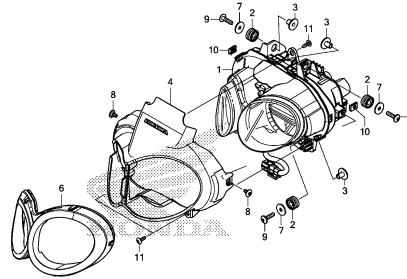
HEADLIGHT(CRF250L/LA)



KZZEF0100

F-1-1

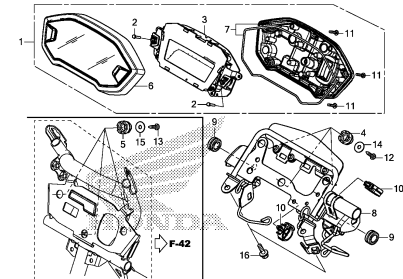
HEADLIGHT(CRF250RL/RLA)



KZZEF0101

F-2

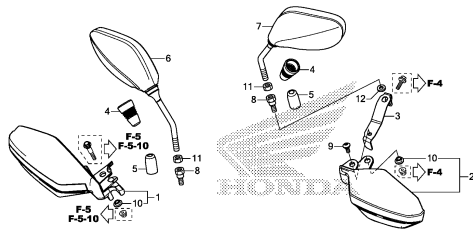
METER



KZZEF0200

F-3

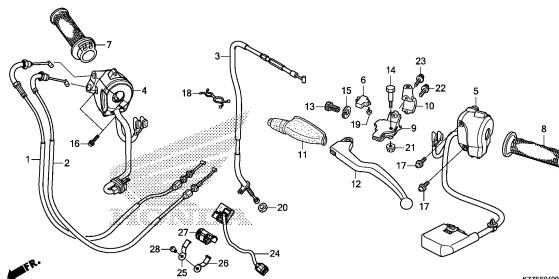
MIRROR/KNUCKLE GUARD



KZZEF0300

F-4

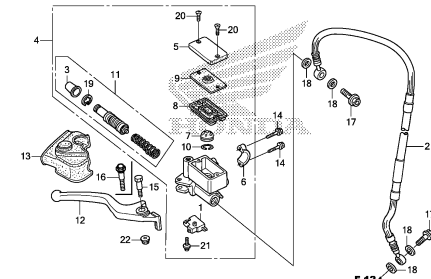
HANDLE LEVER/SWITCH/CABLE



KZZEF0400

F-5

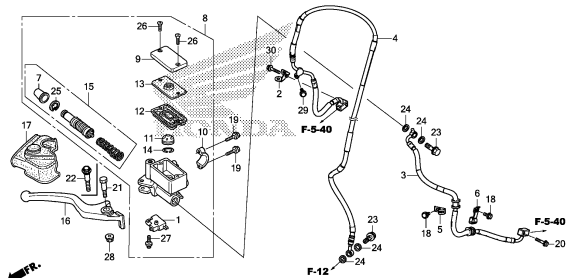
FRONT BRAKE MASTER CYLINDER  
(CRF250L/RL)



KZZEF0500

F-5-10

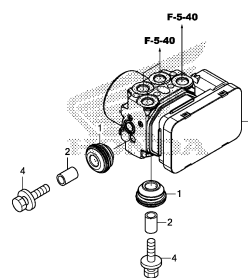
FRONT BRAKE MASTER CYLINDER  
(CRF250LA/RLA)



KZZEF0510

F-5-20

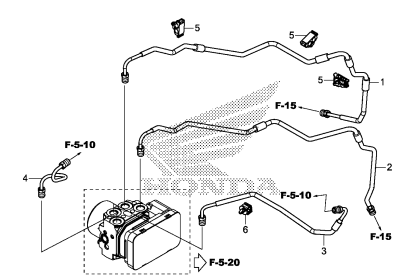
ABS MODULATOR



KZZEF0520

F-5-40

BRAKE PIPE

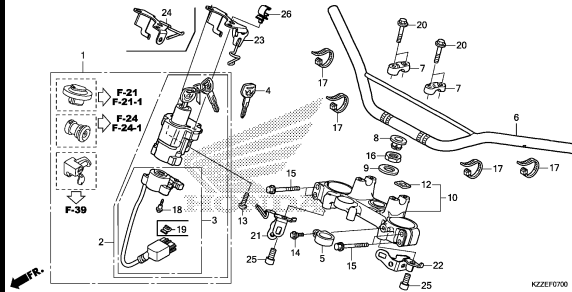


KZZEF0540

# FRAME GROUP

F-7

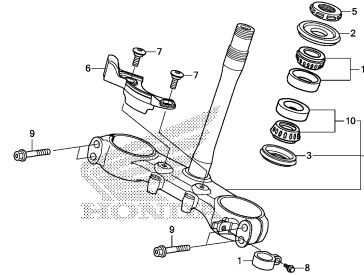
HANDLE PIPE/TOP BRIDGE



KZZEF7000

F-9

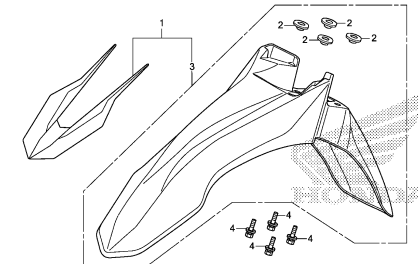
STEERING STEM



KZZEF0000

F-10

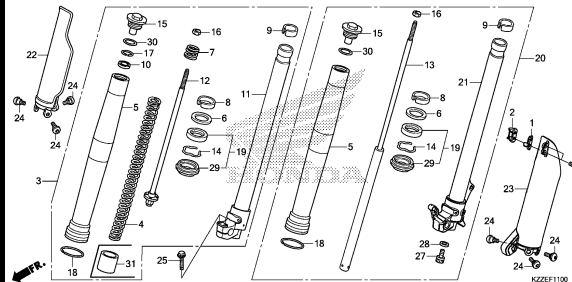
FRONT FENDER



KZZEF1000

F-11

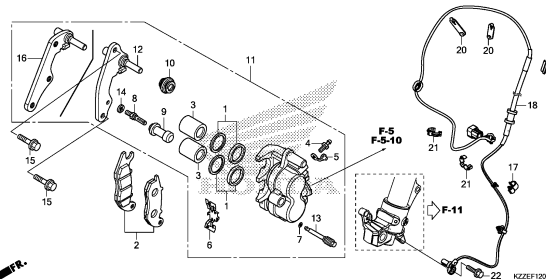
FRONT FORK



KZZEF1100

F-12

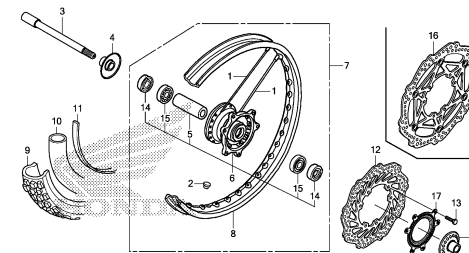
FRONT BRAKE CALIPER



KZZEF1200

F-14-20

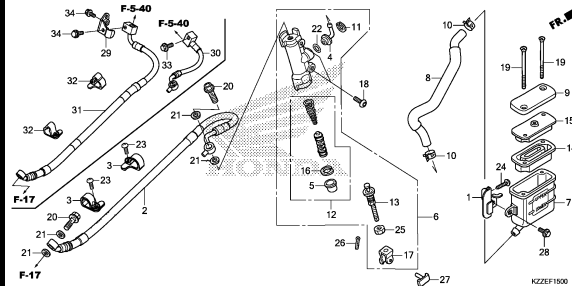
FRONT WHEEL



KZZEF1420

F-15

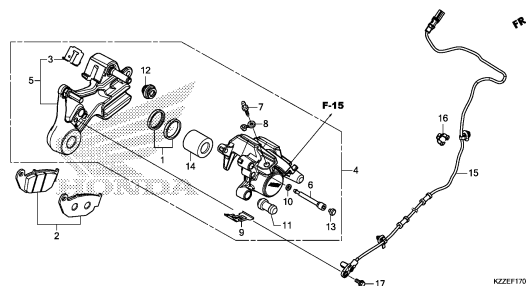
REAR BRAKE MASTER CYLINDER



KZZEF1500

F-17

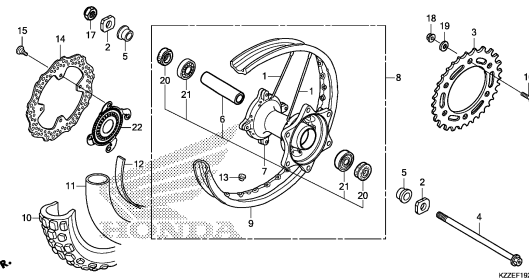
REAR BRAKE CALIPER



KZZEF1700

F-19-20

REAR WHEEL

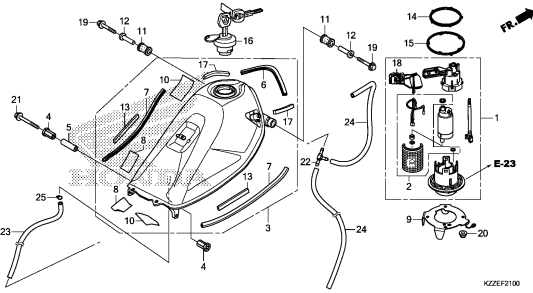


KZZEF1920

# FRAME GROUP

F-21

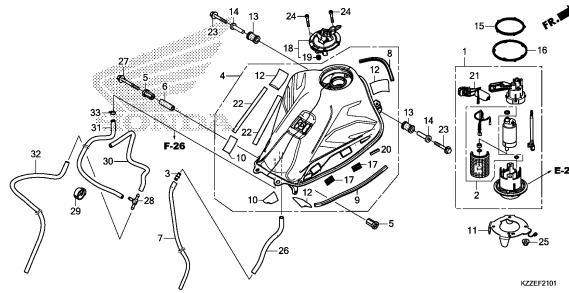
FUEL TANK(CRF250L/LA)



KZZEF2100

F-21-1

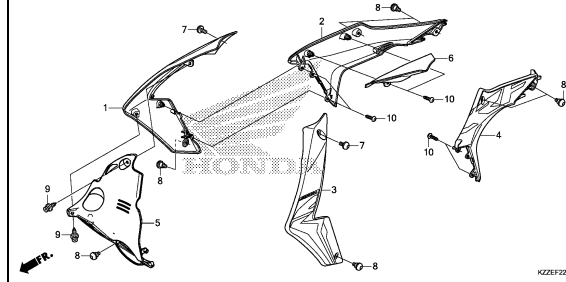
FUEL TANK(CRF250RL/RLA)



KZZEF2101

F-22

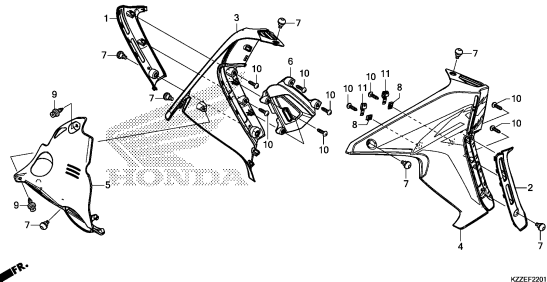
SHROUD(CRF250L/LA)



KZZEF2200

F-22-1

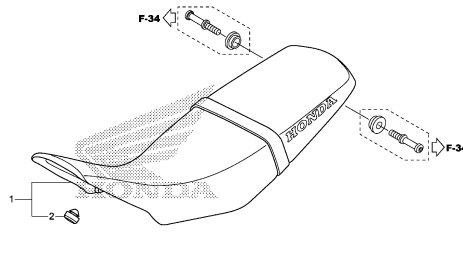
SHROUD(CRF250RL/RLA)



KZZEF2201

F-23

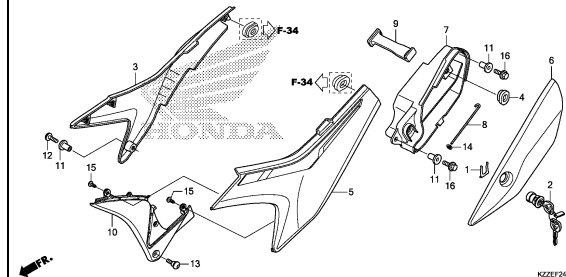
SEAT



KZZEF2300

F-24

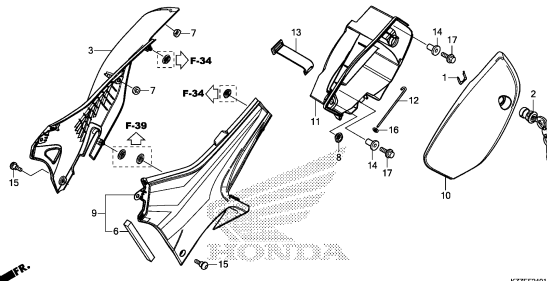
SIDE COVER(CRF250L/LA)



KZZEF2400

F-24-1

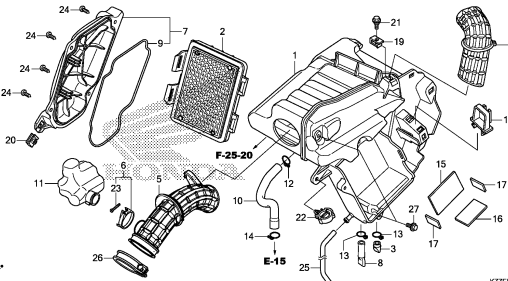
SIDE COVER(CRF250RL/RLA)



KZZEF2401

F-25

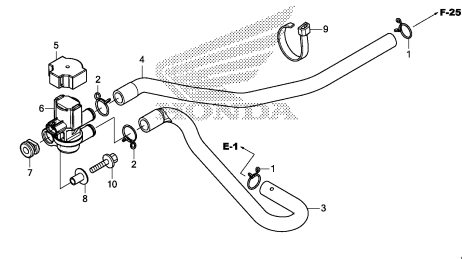
AIR CLEANER



KZZEF2500

F-25-20

AIR INJECTION SOLENOID VALVE



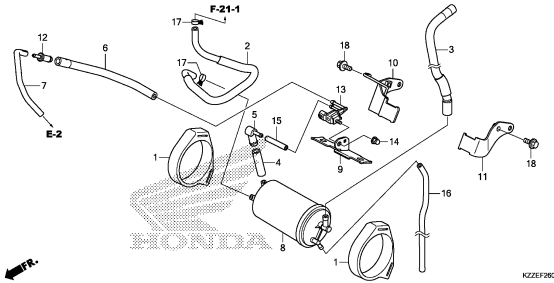
KZZEF2520



# FRAME GROUP

F-26

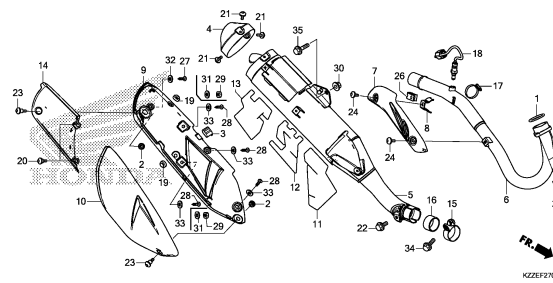
CANISTER



KZZEF3800

F-27

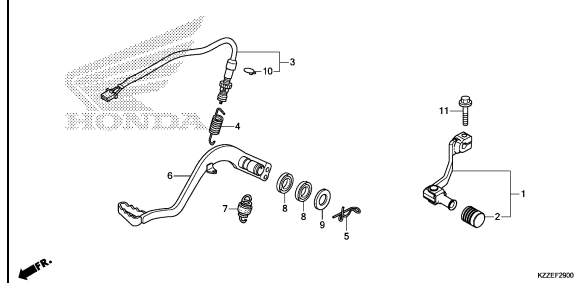
EXHAUST MUFFLER



KZZEF2700

F-29

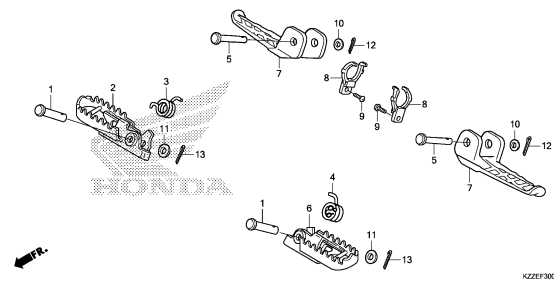
PEDAL



KZZEF2900

F-30

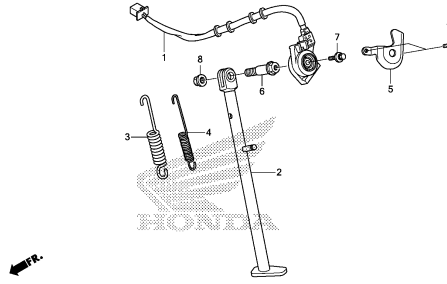
STEP



KZZEF3000

F-31

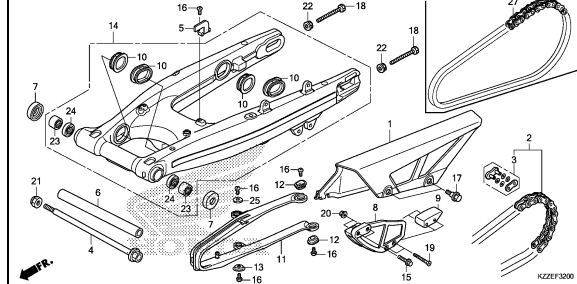
STAND



KZZEF3100

F-32

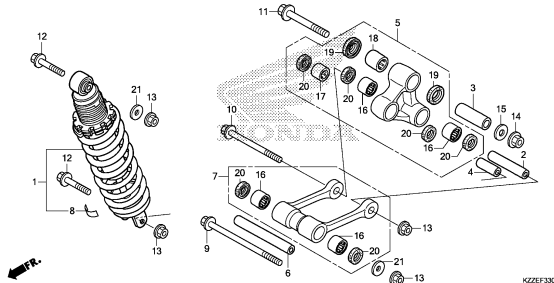
SWINGARM



KZZEF3200

F-33

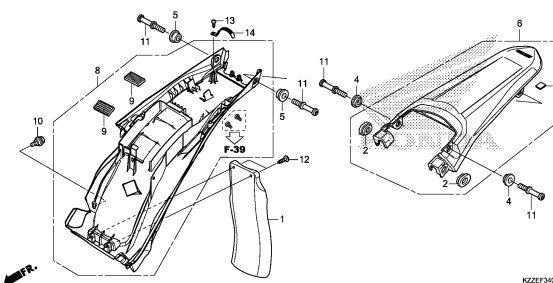
REAR CUSHION



KZZEF3300

F-34

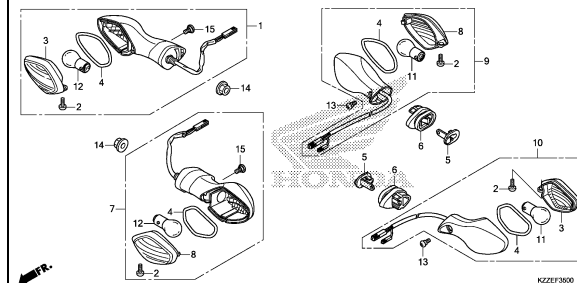
REAR FENDER



KZZEF3400

F-35

WINKER(CRF250L/LA)

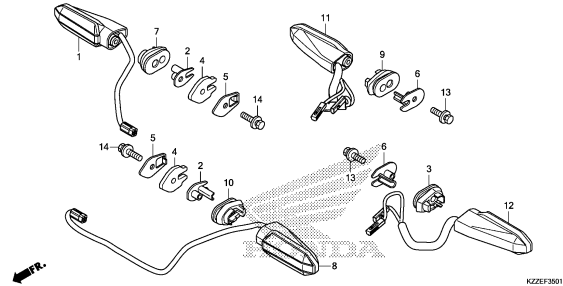


KZZEF3500

# FRAME GROUP

F-35-1

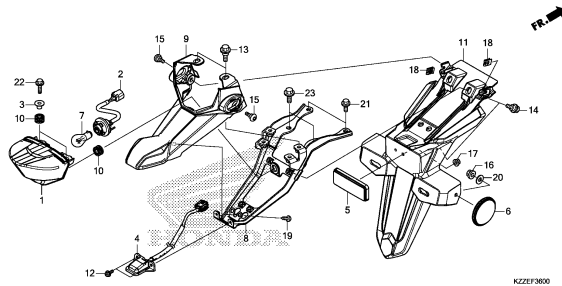
WINKER(CRF250RL/RLA)



KZZEF3801

F-36

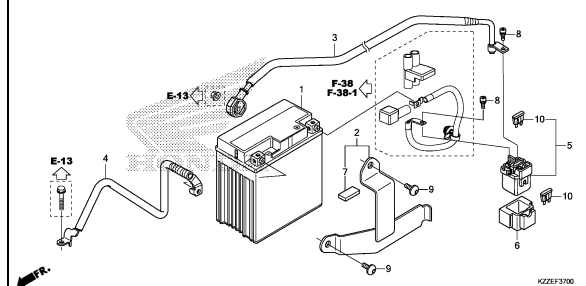
TAILLIGHT



KZZEF3600

F-37

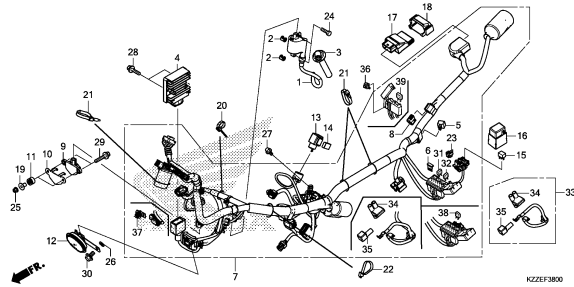
BATTERY



KZZEF3700

F-38

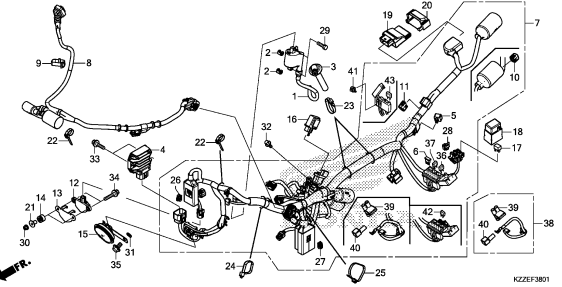
WIRE HARNESS(CRF250L/LA)



KZZEF3800

F-38-1

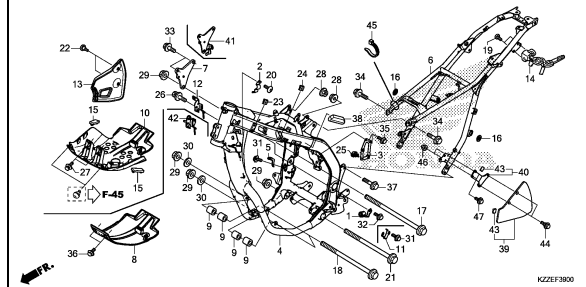
WIRE HARNESS(CRF250RL/RLA)



KZZEF3801

F-39

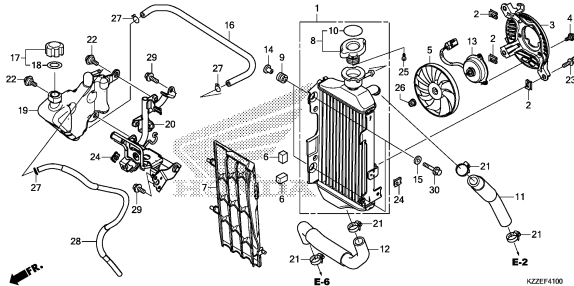
FRAME BODY



KZZEF3900

F-41

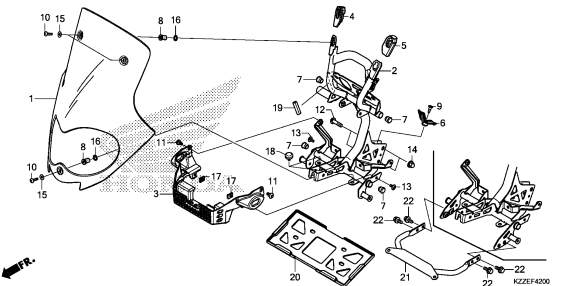
RADIATOR



KZZEF4100

F-42

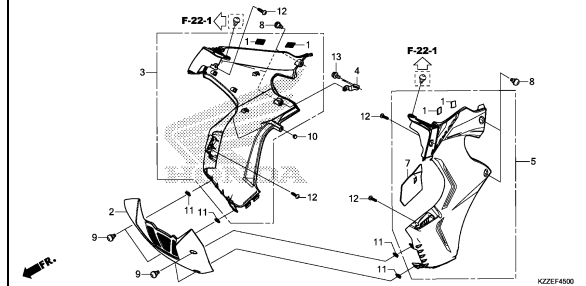
WINDSCREEN



KZZEF4200

F-45

MIDDLE COWL

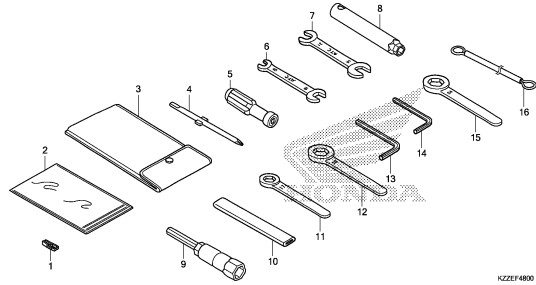


KZZEF4500

# FRAME GROUP

F-48

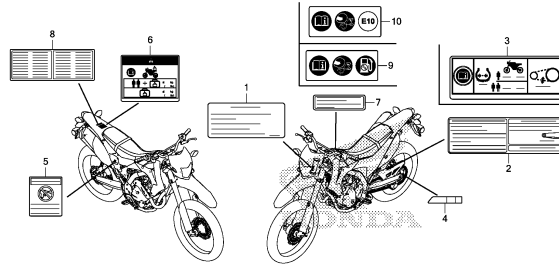
TOOLS



KZZEF4800

F-49

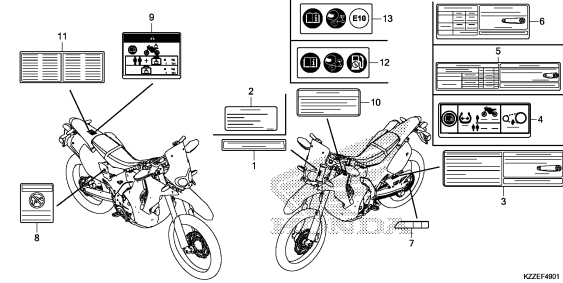
CAUTION LABEL(CRF250L/LA)



KZZEF4900

F-49-1

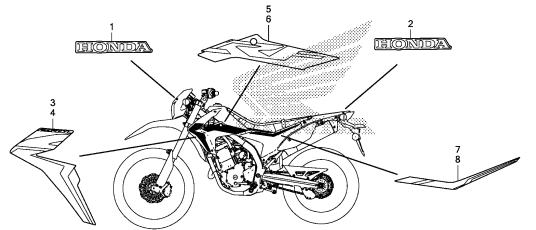
CAUTION LABEL(CRF250RL/RLA)



KZZEF4901

F-50

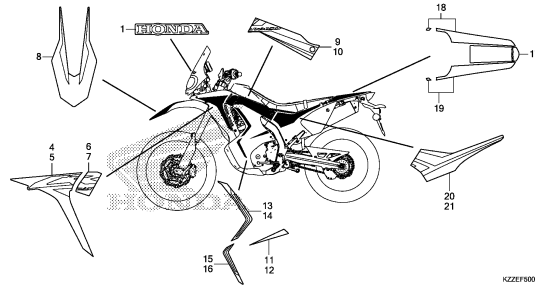
MARK/STRIPE(CRF250L/LA)



KZZEF5000

F-50-1

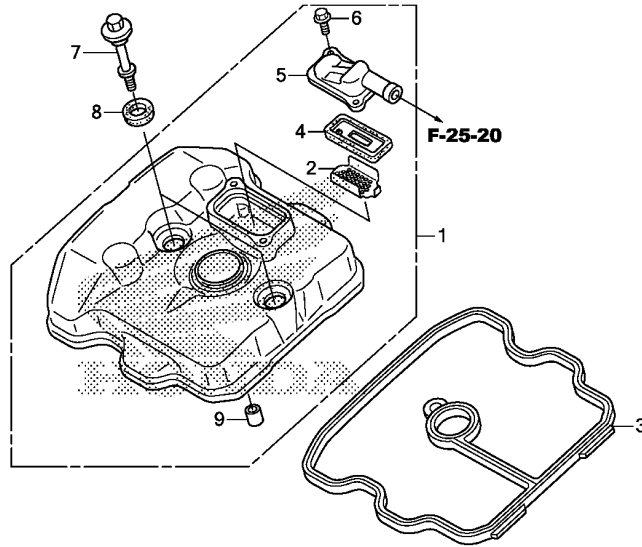
MARK/STRIPE(CRF250RL/RLA)



KZZEF5001

# E-1

# CYLINDER HEAD COVER



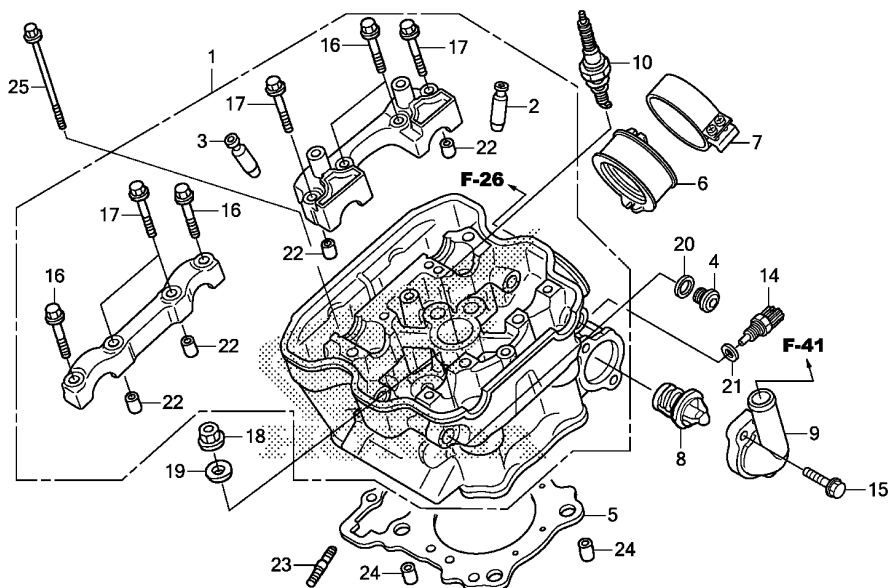
KZZEE0100

Ref. No.	L.O.N.	(Relative ref. Number) Description	F.R.T.
1	1111C4	COVER, CYLINDER HEAD .....	0.5
	1111AS	COVER, CYLINDER HEAD(A) .....	0.7
		.NOTE: With middle cowling	
3	1111D2	GASKET, CYLINDER HEAD COVER ..	0.5
	1111BV	GASKET, CYLINDER HEAD COVER(A)	0.7
		.NOTE: With middle cowling	
4		(2)	
	314125	VALVE, PAIR CHECK .....	0.1
	3141D2	VALVE, PAIR CHECK(A) .....	0.5
		.NOTE: With middle cowling	

Ref. No.	Part No.	Description	Reqd. QTY				Serial No.	Parts catalogue code
			L	LA	RL	RLA		
			H	H	H	H		
1	12300-KZZ-900	COVER ASSY., CYLINDER HEAD ..	1	1	1	1		
2	12341-MAT-750	PLATE, PORT(AI) .....	1	1	1	1		
3	12391-KYJ-901	GASKET COMP., CYLINDER HEAD						
		COVER	1	1	1	1		
4	18601-KEA-741	VALVE COMP., REED(ARAI) .....	1	1	1	1		
5	18612-KYJ-900	COVER, REED VALVE .....	1	1	1	1		
6	90002-KGH-900	BOLT, FLANGE, 5X14 .....	2	2	2	2		
7	90018-KYJ-900	BOLT, HEAD COVER .....	2	2	2	2		
8	90543-MV9-670	RUBBER, MOUNTING .....	2	2	2	2		
9	94301-10160	DOWEL PIN, 10X16 .....	1	1	1	1		

# E-2

# CYLINDER HEAD

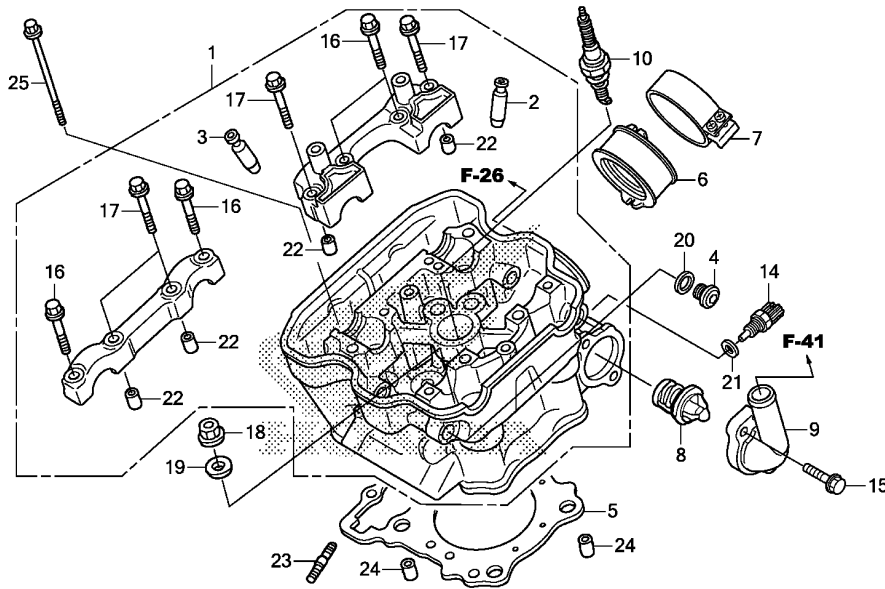


Ref. No.	L.O.N.	(Relative ref. Number) Description	F.R.T.
1	111106	HEAD, CYLINDER ..... .INCLUDES: Engine removal and installation .INCLUDES: Valve adjust and reface	4.3
	1111AV	HEAD, CYLINDER(A) ..... .INCLUDES: Engine removal and installation .INCLUDES: Valve adjust and reface	5.1
2	1111L9	GUIDE, INTAKE VALVE(ONE) ..... .NOTE: With middle cowling .INCLUDES: Engine removal and installation .INCLUDES: Reaming .INCLUDES: Valve adjust and reface	3.9
	1111L9A	.Replace all intake valve guide add .....	0.3
	1111AX	GUIDE, INTAKE VALVE(ONE) (A) ..... .INCLUDES: Engine removal and installation .INCLUDES: Reaming .INCLUDES: Valve adjust and reface	4.7

Ref. No.	Part No.	Description	Reqd. QTY				Serial No.	Parts catalogue code
			L	CRF250 LA	RL	RLA		
			H	H	H	H		
1	12010-K33-700	HEAD ASSY., CYLINDER .....	1	1	1	1	----- ED,IN,LA,PH,U	
	12010-K33-950	.....	-	-	-	1	----- KO	
2	12204-KYJ-305	GUIDE, IN. VALVE(O.S.) .....	2	2	2	2		
3	12205-KYJ-305	GUIDE, EX. VALVE(O.S.) .....	2	2	2	2		
4	12207-KYJ-900	BOLT, SEALING, 12MM .....	2	2	2	2		
5	12251-KYJ-901	GASKET, CYLINDER HEAD .....	1	1	1	1		
6	16211-KYJ-901	INSULATOR, THROTTLE BODY .....	1	1	1	1		
7	16217-KYJ-900	BAND, INSULATOR .....	1	1	1	1		
8	19300-KGF-911	THERMOSTAT .....	1	1	1	1		
9	19321-KZZ-900	COVER, THERMOSTAT .....	1	1	1	1		
10	31916-MEH-003	PLUG, SPARK(SIMR8A9)(NGK) ...	1	1	1	1		
14	37870-KRJ-901	SENSOR ASSY., WATER TEMPERATURE	1	1	1	1		
15	90011-KYJ-900	BOLT, FLANGE, 6X22(NSHF) .....	2	2	2	2		
16	90017-KYJ-900	BOLT, FLANGE, 6X32 .....	4	4	4	4		
17	90019-KYJ-900	BOLT, FLANGE, 6X39.5 .....	4	4	4	4		
18	90204-634-000	NUT, FLANGE, 10MM .....	4	4	4	4		
19	90410-GCC-000	WASHER, 10MM .....	4	4	4	4		
20	90418-KYJ-900	WASHER, 12.2X17X1.5 .....	2	2	2	2		
21	90454-MC7-000	WASHER, SPECIAL, 12MM .....	1	1	1	1		
22	91105-KSP-910	DOWEL PIN, 8X14 .....	4	4	4	4		
	94301-08140	.....	4	4	4	4		
23	92900-08022-3E	BOLT, STUD, 8X22 .....	2	2	2	2		
24	94301-12160	PIN A, DOWEL, 12X16 .....	2	2	2	2		
25	95701-06120-00	BOLT, FLANGE, 6X120 .....	2	2	2	2		

E-2

CYLINDER HEAD



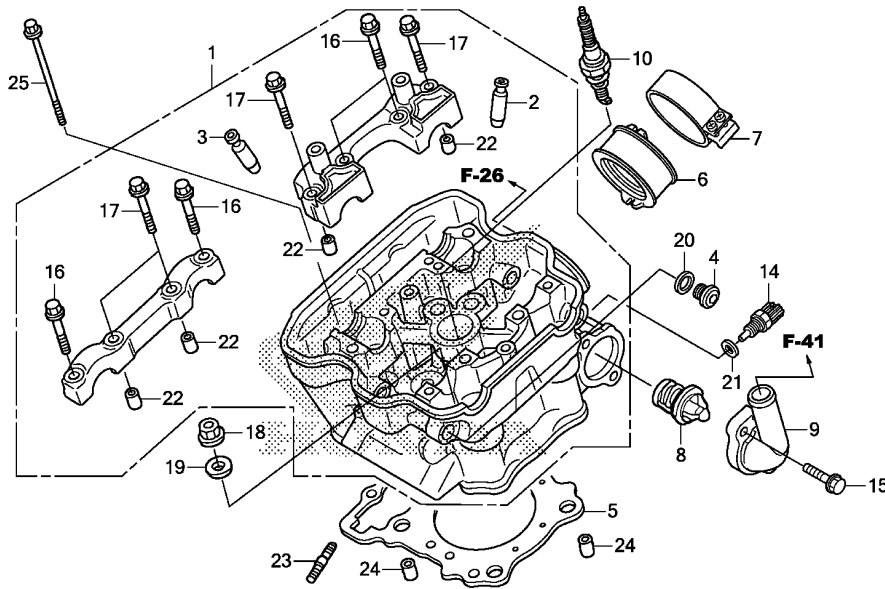
KZZEE0200

Ref. No.	L.O.N.	(Relative ref. Number) Description	F.R.T.
+ 2	1111AXA	.NOTE: With middle cowling .Replace all intake valve guide add .....	0.3
3	1111MO	GUIDE, EXHAUST VALVE(ONE) .... .INCLUDES: Engine removal and installation .INCLUDES: Reaming .INCLUDES: Valve adjust and reface	3.9
	1111MOA	.Replace all exhaust valve guide add .....	0.3
	1111AY	GUIDE, EXHAUST VALVE(ONE) (A) .. .INCLUDES: Engine removal and installation .INCLUDES: Reaming .INCLUDES: Valve adjust and reface	4.7
	1111AYA	.NOTE: With middle cowling .Replace all exhaust valve guide add .....	0.3
	1111M9	GUIDE, VALVE :FOR 1 VEHICLE .. .INCLUDES: Engine removal and installation .INCLUDES: Reaming	4.8



E-2

CYLINDER HEAD



KZZEE0200

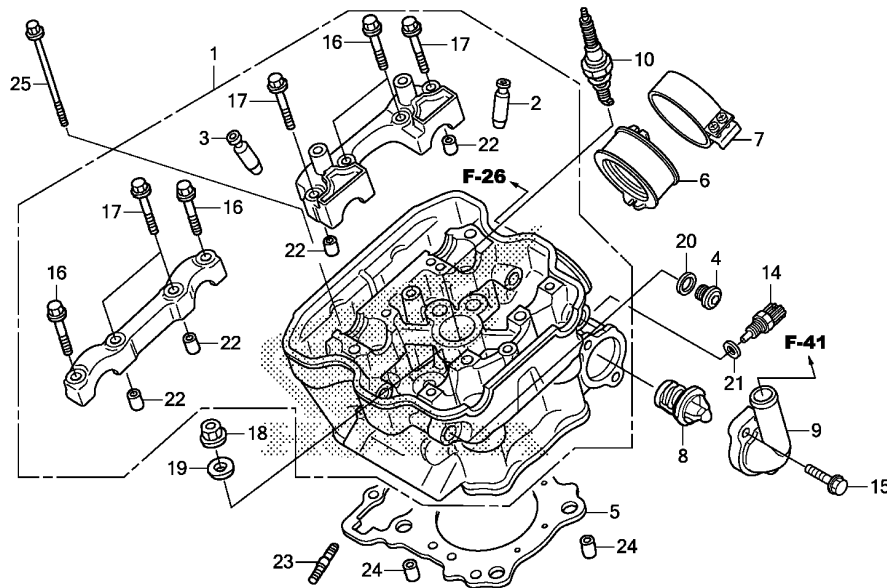
Ref. No.	L.O.N.	(Relative ref. Number) Description	F.R.T.
+ 3		.INCLUDES: Valve adjust and reface	
	1111AZ	GUIDE, VALVE(A) :FOR 1 VEHICLE	5.6
		.INCLUDES: Engine removal and installation	
		.INCLUDES: Reaming	
		.INCLUDES: Valve adjust and reface	
		.NOTE: With middle cowling	
5	111115	GASKET, CYLINDER HEAD .....	3.0
		.INCLUDES: Engine removal and installation	
	1111AW	GASKET, CYLINDER HEAD(A) .....	3.8
		.INCLUDES: Engine removal and installation	
		.NOTE: With middle cowling	
6	311131	INSULATOR, THROTTLE BODY/ CARBURETOR .....	0.7
	3111J4	INSULATOR, THROTTLE BODY/ CARBURETOR(A) .....	0.9
		.NOTE: With middle cowling	
8	114116	THERMOSTAT .....	0.5
	1141K2	THERMOSTAT(A) .....	0.8
		.NOTE: With middle cowling	
+ 9	1141B3	COVER, THERMOSTAT .....	0.4

2

FR.

# E-2

# CYLINDER HEAD



KZZEE0200

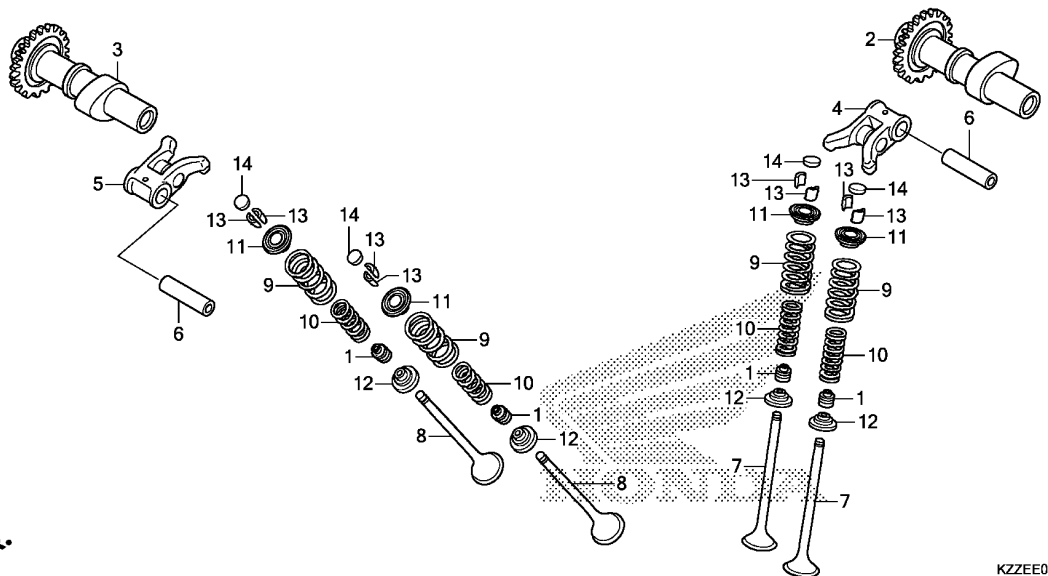
Ref. No.	L.O.N.	(Relative ref. Number) Description	F.R.T.
+ 9	1141K3	COVER, THERMOSTAT(A) .....	0.7
		.NOTE: With middle cowling	
10	614130	PLUG, SPARK .....	0.1
	6141D8	PLUG, SPARK(A) .....	0.3
		.NOTE: With middle cowling	
14	6171A9	SENSOR, WATER TEMP .....	0.5
	6171B2	SENSOR, WATER TEMP(A) .....	0.8
		.NOTE: With middle cowling	
	6171B2C	.With canister add .....	0.2





E-3

CAMSHAFT/VALVE

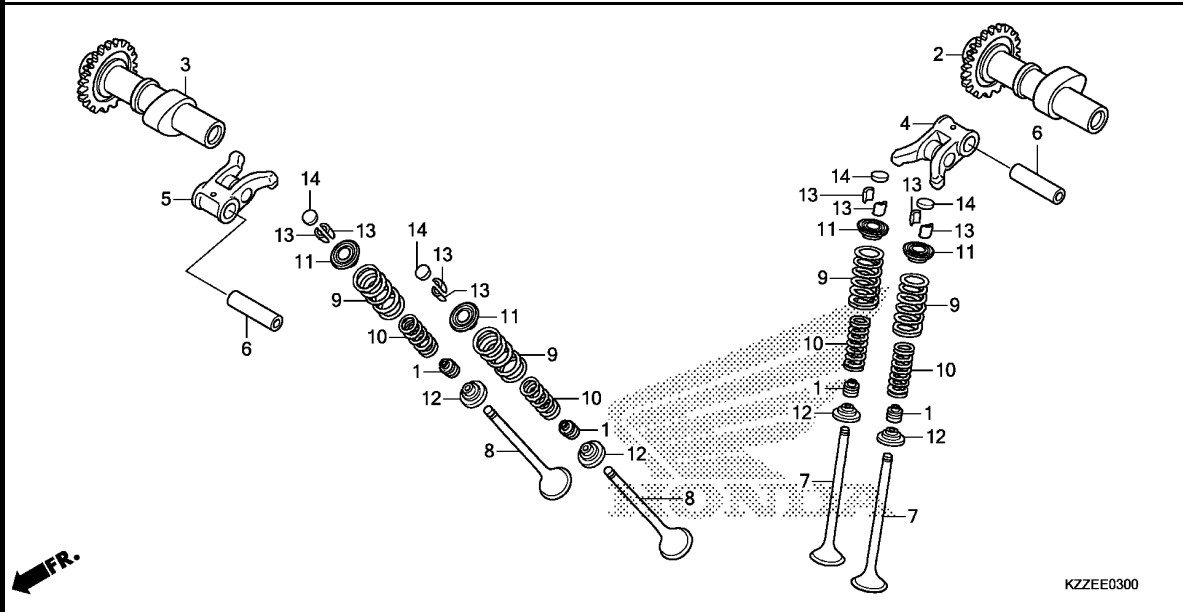


Ref. No.	L.O.N.	(Relative ref. Number) Description	F.R.T.
2	1111E5	CAMSHAFT :INTAKE ..... .INCLUDES: Valve clearance adjustment	1.1
	1111CY	CAMSHAFT(A) :INTAKE ..... .INCLUDES: Valve clearance adjustment .NOTE: With middle cowling	1.3
	1111CYB	.With canister add .....	0.2
3	1111E6	CAMSHAFT :EXHAUST ..... .INCLUDES: Valve clearance adjustment	1.1
	1111CZ	CAMSHAFT(A) :EXHAUST ..... .INCLUDES: Valve clearance adjustment .NOTE: With middle cowling	1.3
	1111CZB	.With canister add .....	0.2
	1111T4	CAMSHAFT :FOR 1 VEHICLE ..... .INCLUDES: Valve clearance adjustment	1.3
	1111CX	CAMSHAFT(A) :FOR 1 VEHICLE ... .INCLUDES: Valve clearance adjustment .NOTE: With middle cowling	1.5
	1111CXB	.With canister add .....	0.2
+ 4	1111K8	ARM, INTAKE VALVE ROCKER(ONE)	1.1

Ref. No.	Part No.	Description	Reqd. QTY				Serial No.	Parts catalogue code
			L	CRF250 LA	RL	RLA		
			H	H	H	H		
1	12209-ML0-722	SEAL, VALVE STEM(ARAI) .....	4	4	4	4		
2	14110-KZZ-D20	CAMSHAFT COMP., IN.(34T) ....	1	1	1	1		
3	14210-K33-D00	CAMSHAFT COMP., EX.(34T) ....	1	1	1	1		
4	14430-K33-D00	ARM COMP., IN. VALVE ROCKER ..	1	1	1	1		
5	14440-K33-D00	ARM COMP., EX. VALVE ROCKER ..	1	1	1	1		
6	14451-KYJ-900	SHAFT, ROCKER ARM .....	2	2	2	2		
7	14711-KYJ-900	VALVE, IN. ....	2	2	2	2		
8	14721-KYJ-900	VALVE, EX. ....	2	2	2	2		
9	14751-K33-D01	SPRING, VALVE OUTER .....	4	4	4	4		
10	14761-K33-D01	SPRING, VALVE INNER .....	4	4	4	4		
11	14771-MFL-000	RETAINER, VALVE SPRING .....	4	4	4	4		
12	14775-KYJ-900	SEAT, VALVE SPRING .....	4	4	4	4		
13	14781-ML0-720	COTTER, VALVE .....	8	8	8	8		
14	14901-KT7-013	SHIM, TAPPET(1.200) .....	4	4	4	4		
	14902-KT7-013	SHIM, TAPPET(1.225) .....	4	4	4	4		
	14903-KT7-013	SHIM, TAPPET(1.250) .....	4	4	4	4		
	14904-KT7-013	SHIM, TAPPET(1.275) .....	4	4	4	4		
	14905-KT7-013	SHIM, TAPPET(1.300) .....	4	4	4	4		
	14906-KT7-013	SHIM, TAPPET(1.325) .....	4	4	4	4		
	14907-KT7-013	SHIM, TAPPET(1.350) .....	4	4	4	4		
	14908-KT7-013	SHIM, TAPPET(1.375) .....	4	4	4	4		
	14909-KT7-013	SHIM, TAPPET(1.400) .....	4	4	4	4		
	14910-KT7-013	SHIM, TAPPET(1.425) .....	4	4	4	4		
	14911-KT7-013	SHIM, TAPPET(1.450) .....	4	4	4	4		
	14912-KT7-013	SHIM, TAPPET(1.475) .....	4	4	4	4		
	14913-KT7-013	SHIM, TAPPET(1.500) .....	4	4	4	4		
	14914-KT7-013	SHIM, TAPPET(1.525) .....	4	4	4	4		

E-3

CAMSHAFT/VALVE



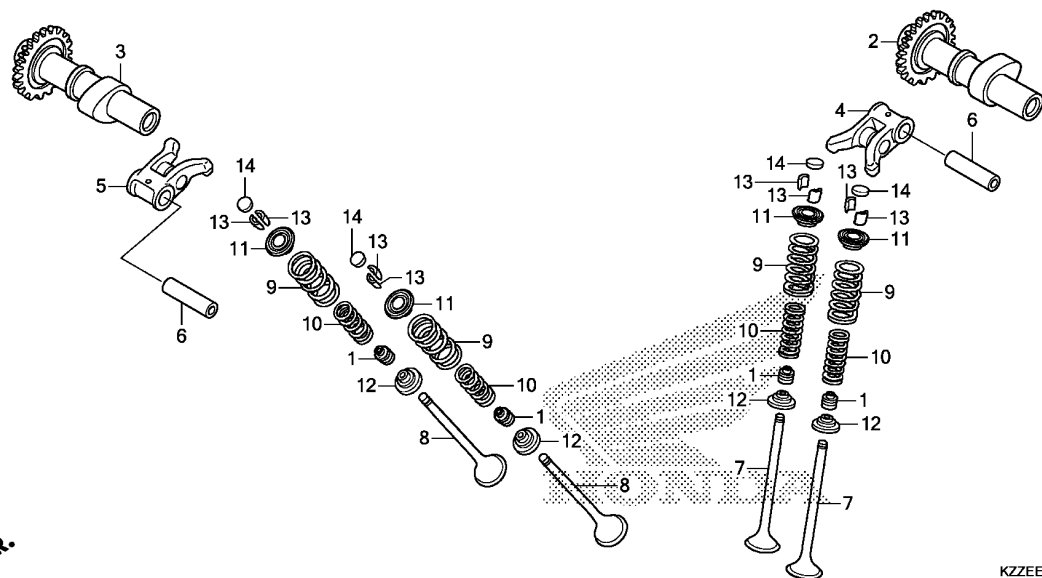
Ref. No.	L.O.N.	(Relative ref. Number) Description	F.R.T.
+ 4		.INCLUDES: Valve adjustment	
1111BC		ARM, INTAKE VALVE ROCKER(ONE) (A) .....	1.3
		.INCLUDES: Valve adjustment	
		.NOTE: With middle cowling	
1111BCB		.With canister add .....	0.2
5 1111K9		ARM, EXHAUST VALVE ROCKER(ONE) .....	1.1
		.INCLUDES: Valve adjustment	
1111BD		ARM, EXHAUST VALVE ROCKER(ONE) (A) .....	1.3
		.INCLUDES: Valve adjustment	
		.NOTE: With middle cowling	
1111BDA		.With canister add .....	0.2
1111L8		ARM, VALVE ROCKER :FOR 1 VEHICLE .....	1.3
		.INCLUDES: Valve adjustment	
1111BE		ARM, VALVE ROCKER(A) :FOR 1 VEHICLE .....	1.5
		.INCLUDES: Valve adjustment	
		.NOTE: With middle cowling	
1111BEA		.With canister add .....	0.2
7 1111NO		VALVE, INTAKE(ONE) .....	3.4
		.INCLUDES: Engine removal and installation	
+		.INCLUDES: Refacing	

Ref. No.	Part No.	Description	Reqd. QTY				Serial No.	Parts catalogue code
			L	CRF250	RL	RLA		
			H	H	H	H		
14)	14915-KT7-013	SHIM, TAPPET(1.550) .....	4	4	4	4		
	14916-KT7-013	SHIM, TAPPET(1.575) .....	4	4	4	4		
	14917-KT7-013	SHIM, TAPPET(1.600) .....	4	4	4	4		
	14918-KT7-013	SHIM, TAPPET(1.625) .....	4	4	4	4		
	14919-KT7-013	SHIM, TAPPET(1.650) .....	4	4	4	4		
	14920-KT7-013	SHIM, TAPPET(1.675) .....	4	4	4	4		
	14921-KT7-013	SHIM, TAPPET(1.700) .....	4	4	4	4		
	14922-KT7-013	SHIM, TAPPET(1.725) .....	4	4	4	4		
	14923-KT7-013	SHIM, TAPPET(1.750) .....	4	4	4	4		
	14924-KT7-013	SHIM, TAPPET(1.775) .....	4	4	4	4		
	14925-KT7-013	SHIM, TAPPET(1.800) .....	4	4	4	4		
	14926-KT7-013	SHIM, TAPPET(1.825) .....	4	4	4	4		
	14927-KT7-013	SHIM, TAPPET(1.850) .....	4	4	4	4		
	14928-KT7-013	SHIM, TAPPET(1.875) .....	4	4	4	4		
	14929-KT7-013	SHIM, TAPPET(1.900) .....	4	4	4	4		
	14930-KT7-013	SHIM, TAPPET(1.925) .....	4	4	4	4		
	14931-KT7-013	SHIM, TAPPET(1.950) .....	4	4	4	4		
	14932-KT7-013	SHIM, TAPPET(1.975) .....	4	4	4	4		
	14933-KT7-013	SHIM, TAPPET(2.000) .....	4	4	4	4		
	14934-KT7-013	SHIM, TAPPET(2.025) .....	4	4	4	4		
	14935-KT7-013	SHIM, TAPPET(2.050) .....	4	4	4	4		
	14936-KT7-013	SHIM, TAPPET(2.075) .....	4	4	4	4		
	14937-KT7-013	SHIM, TAPPET(2.100) .....	4	4	4	4		
	14938-KT7-013	SHIM, TAPPET(2.125) .....	4	4	4	4		
	14939-KT7-013	SHIM, TAPPET(2.150) .....	4	4	4	4		
	14940-KT7-013	SHIM, TAPPET(2.175) .....	4	4	4	4		
	14941-KT7-013	SHIM, TAPPET(2.200) .....	4	4	4	4		
	14942-KT7-013	SHIM, TAPPET(2.225) .....	4	4	4	4		
	14943-KT7-013	SHIM, TAPPET(2.250) .....	4	4	4	4		



E-3

CAMSHAFT/VALVE

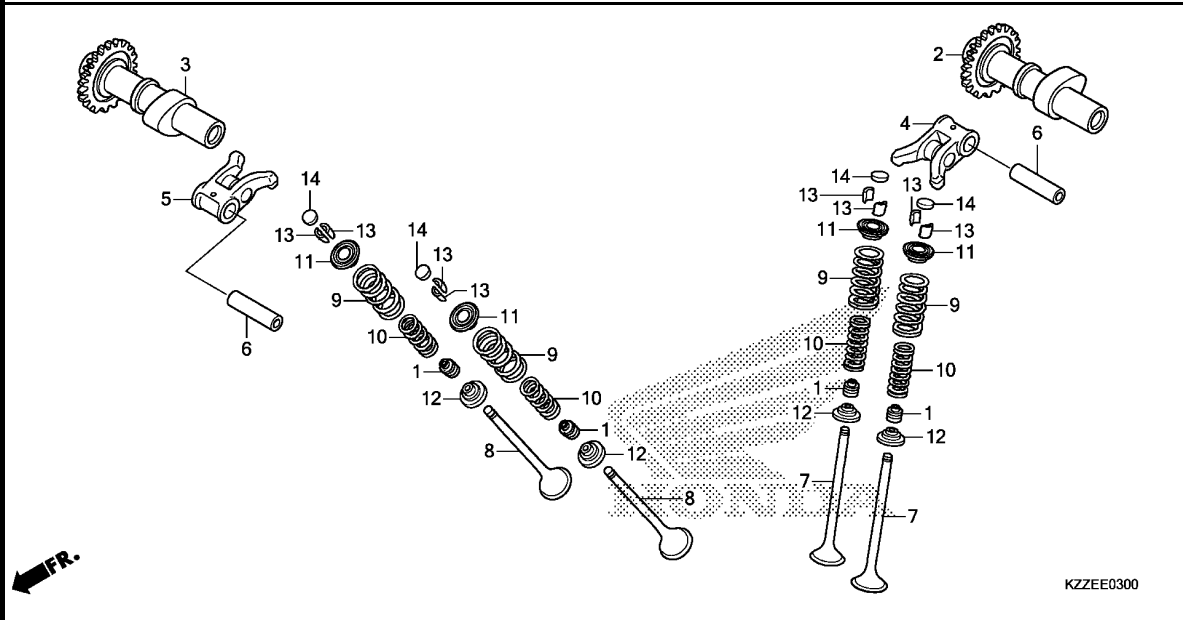


Ref. No.	L.O.N.	(Relative ref. Number) Description	F.R.T.
+ 7	1111N0A	.Replace all intake valve add	0.2
	1111BJ	VALVE, INTAKE(ONE) (A) .....	4.2
		.INCLUDES: Engine removal and installation	
		.INCLUDES: Refacing	
		.NOTE: With middle cowling	
	1111BJA	.Replace all intake valve add	0.2
8	1111N1	VALVE, EXHAUST(ONE) .....	3.4
		.INCLUDES: Engine removal and installation	
		.INCLUDES: Refacing	
	1111N1A	.Replace all exhaust valve add	0.2
	1111BK	VALVE, EXHAUST(ONE) (A) .....	4.2
		.INCLUDES: Engine removal and installation	
		.INCLUDES: Refacing	
		.NOTE: With middle cowling	
	1111BKA	.Replace all exhaust valve add	0.2
	1111PO	VALVE :FOR 1 VEHICLE .....	4.0
		.INCLUDES: Engine removal and installation	
		.INCLUDES: Refacing	
	1111BL	VALVE(A) :FOR 1 VEHICLE .....	4.8
		.INCLUDES: Engine removal and installation	

Ref. No.	Part No.	Description	Reqd. QTY				Serial No.	Parts catalogue code
			L	LA	RL	RLA		
			H	H	H	H		
14)	14944-KT7-013	SHIM, TAPPET(2.275) .....	4	4	4	4		
	14945-KT7-013	SHIM, TAPPET(2.300) .....	4	4	4	4		
	14946-KT7-013	SHIM, TAPPET(2.325) .....	4	4	4	4		
	14947-KT7-013	SHIM, TAPPET(2.350) .....	4	4	4	4		
	14948-KT7-013	SHIM, TAPPET(2.375) .....	4	4	4	4		
	14949-KT7-013	SHIM, TAPPET(2.400) .....	4	4	4	4		
	14950-KT7-013	SHIM, TAPPET(2.425) .....	4	4	4	4		
	14951-KT7-013	SHIM, TAPPET(2.450) .....	4	4	4	4		
	14952-KT7-013	SHIM, TAPPET(2.475) .....	4	4	4	4		
	14953-KT7-013	SHIM, TAPPET(2.500) .....	4	4	4	4		
	14954-KT7-013	SHIM, TAPPET(2.525) .....	4	4	4	4		
	14955-KT7-013	SHIM, TAPPET(2.550) .....	4	4	4	4		
	14956-KT7-013	SHIM, TAPPET(2.575) .....	4	4	4	4		
	14957-KT7-013	SHIM, TAPPET(2.600) .....	4	4	4	4		
	14958-KT7-013	SHIM, TAPPET(2.625) .....	4	4	4	4		
	14959-KT7-013	SHIM, TAPPET(2.650) .....	4	4	4	4		
	14960-KT7-013	SHIM, TAPPET(2.675) .....	4	4	4	4		
	14961-KT7-013	SHIM, TAPPET(2.700) .....	4	4	4	4		
	14962-KT7-013	SHIM, TAPPET(2.725) .....	4	4	4	4		
	14963-KT7-013	SHIM, TAPPET(2.750) .....	4	4	4	4		
	14964-KT7-013	SHIM, TAPPET(2.775) .....	4	4	4	4		
	14965-KT7-013	SHIM, TAPPET(2.800) .....	4	4	4	4		
	14966-KT7-013	SHIM, TAPPET(2.825) .....	4	4	4	4		
	14967-KT7-013	SHIM, TAPPET(2.850) .....	4	4	4	4		
	14968-KT7-013	SHIM, TAPPET(2.875) .....	4	4	4	4		
	14969-KT7-013	SHIM, TAPPET(2.900) .....	4	4	4	4		

E-3

CAMSHAFT/VALVE

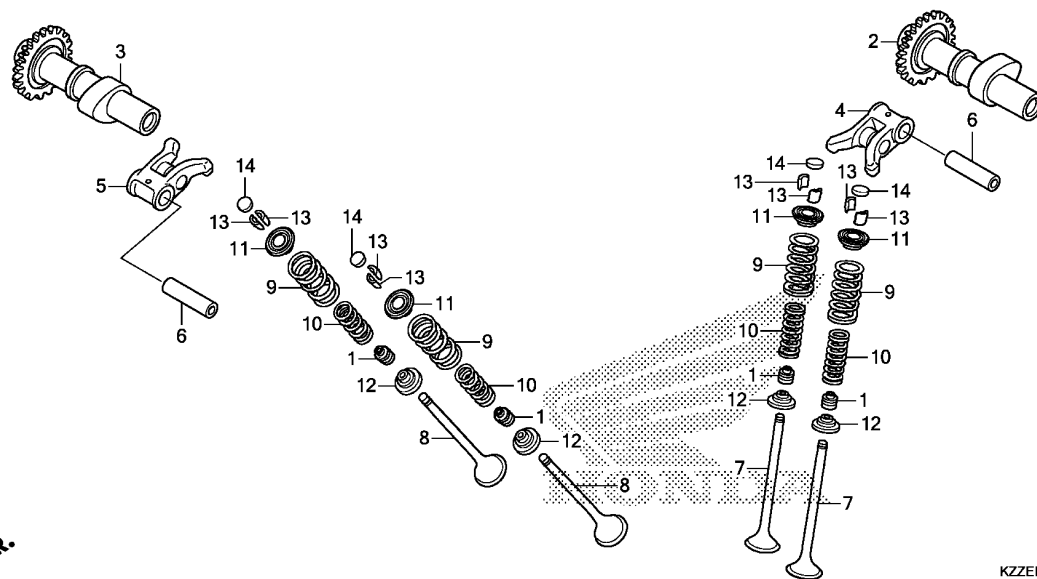


Ref. No.	L.O.N.	(Relative ref. Number) Description	F.R.T.
+ 8		.INCLUDES: Refacing .NOTE: With middle cowling	
9		(1,10,11,12,13)	
1111P2		INTAKE VALVE SPRING AND/OR STEM SEAL(ONE) .....	3.2
		.INCLUDES: Engine removal and installation	
1111P2A		.Replace all intake spring add	0.1
1111BG		INTAKE VALVE SPRING AND/OR STEM SEAL(ONE) (A) .....	4.0
		.INCLUDES: Engine removal and installation	
		.NOTE: With middle cowling	
1111BGA		.Replace all intake spring add	0.1
1111P3		EXHAUST VALVE SPRING AND/OR STEM SEAL(ONE) .....	3.2
		.INCLUDES: Engine removal and installation	
1111P3A		.Replace all exhaust spring add .....	0.1
1111BF		EXHAUST VALVE SPRING AND/OR STEM SEAL(ONE) (A) .....	4.0
		.INCLUDES: Engine removal and installation	
		.NOTE: With middle cowling	
+			



# E-3

# CAMSHAFT/VALVE



FR. ←

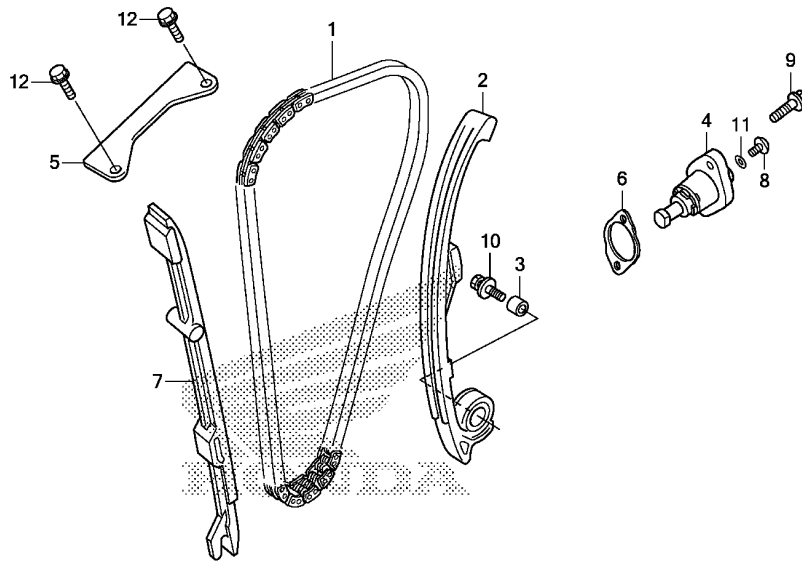
KZZEE0300

Ref. No.	L.O.N.	(Relative ref. Number) Description	F.R.T.
+ 9	1111BFA	.Replace all exhaust spring add .....	0.1
	1111Q2	VALVE SPRING AND/OR STEM SEAL :FOR 1 VEHICLE .....	3.5
		.INCLUDES: Engine removal and installation	
	1111BH	VALVE SPRING AND/OR STEM SEAL (A) :FOR 1 VEHICLE .....	4.3
		.INCLUDES: Engine removal and installation	
		.NOTE: With middle cowling	

2

# E-4

# CAM CHAIN/TENSIONER



Ref. No.	L.O.N.	(Relative ref. Number) Description	F.R.T.
1	110140	CHAIN, CAM ..... .INCLUDES: Engine removal and installation	3.7
	1101N8	CHAIN, CAM(A) ..... .INCLUDES: Engine removal and installation .NOTE: With middle cowling	4.5
2	111130	TENSIONER, CAM CHAIN ..... .INCLUDES: Engine removal and installation	3.5
	1111AE	TENSIONER, CAM CHAIN(A) ..... .INCLUDES: Engine removal and installation .NOTE: With middle cowling (6)	4.3
4	111133	LIFTER, TENSIONER .....	0.2
	1111BN	LIFTER, TENSIONER(A) ..... .NOTE: With middle cowling .With canister add	0.6
	1111BNA	.....	0.2
5	1111G9	GUIDE B, CAM CHAIN .....	0.5
	1111DH	GUIDE B, CAM CHAIN(A) ..... .NOTE: With middle cowling	0.7
7	111139	GUIDE, CAM CHAIN ..... .INCLUDES: Engine removal and installation	3.0

FR.

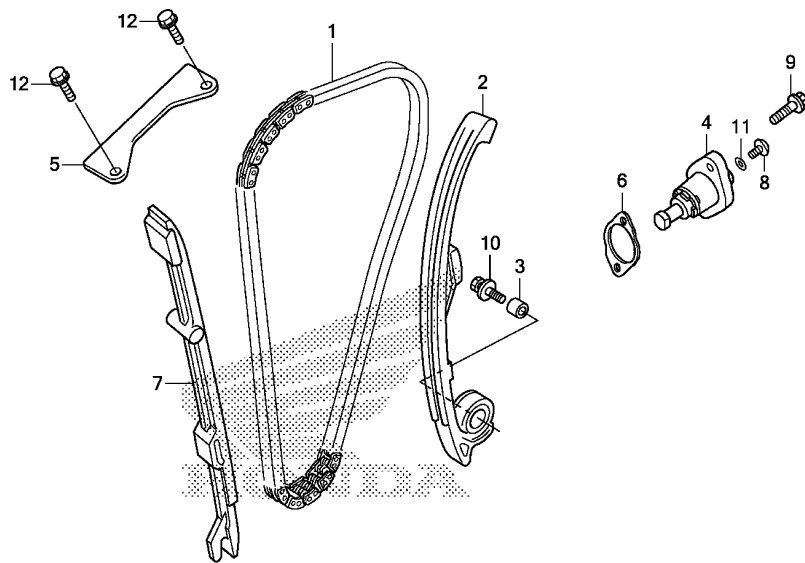
KZZEE0400

Ref. No.	Part No.	Description	Reqd. QTY				Serial No.	Parts catalogue code
			L	LA	RL	RLA		
			H	H	H	H		
1	14401-KYJ-901	CHAIN, CAM(128L)(DAIDO) .....	1	1	1	1		
2	14510-K33-D00	TENSIONER COMP., CAM CHAIN ..	1	1	1	1		
3	14517-KYJ-900	COLLAR, TENSIONER .....	1	1	1	1		
4	14520-K33-701	LIFTER ASSY., TENSIONER .....	1	1	1	1		
5	14546-KYJ-900	GUIDE B, CAM CHAIN .....	1	1	1	1		
6	14560-KGH-900	GASKET, TENSIONER LIFTER .....	1	1	1	1		
7	14611-KYJ-900	GUIDE A, CAM CHAIN .....	1	1	1	1		
8	90005-KYJ-900	SCREW, PAN, 6X6 .....	1	1	1	1		
9	90011-KYJ-900	BOLT, FLANGE, 6X22(NSHF) .....	2	2	2	2		
10	90022-KYJ-900	BOLT-WASHER, 6X25 .....	1	1	1	1		
11	91306-MG3-000	O-RING, 1.5X9.5 .....	1	1	1	1		
12	95701-06014-00	BOLT, FLANGE, 6X14 .....	2	2	2	2		



E-4

CAM CHAIN/TENSIONER



Ref. No.	L.O.N.	(Relative ref. Number) Description	F.R.T.
+ 7	1111BP	GUIDE, CAM CHAIN(A) ..... .INCLUDES: Engine removal and installation .NOTE: With middle cowling	3.8

KZZEE0400

2

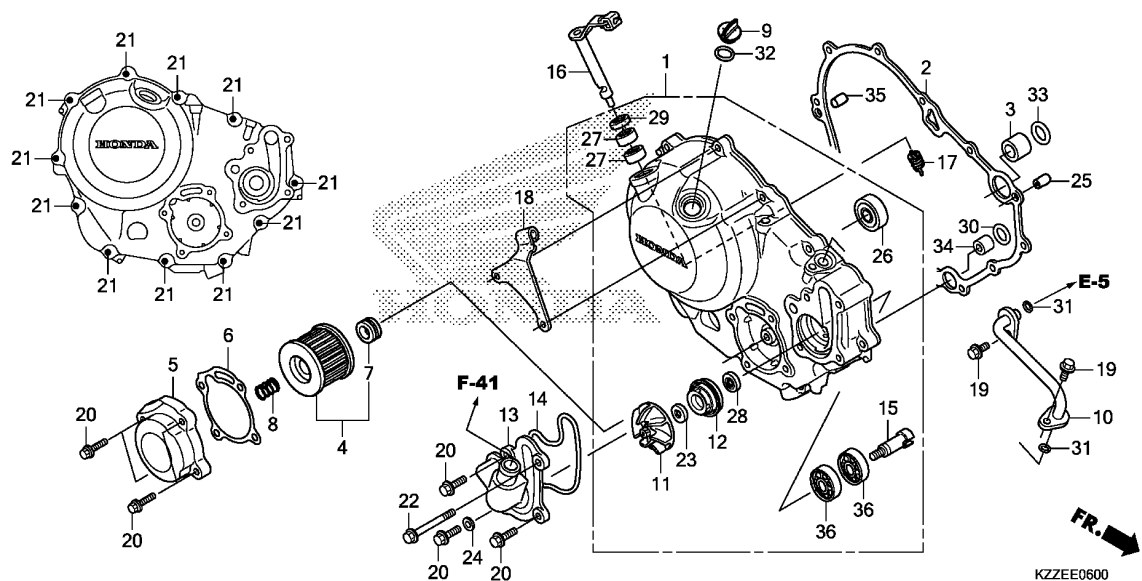
FR.





# E-6

# RIGHT CRANKCASE COVER



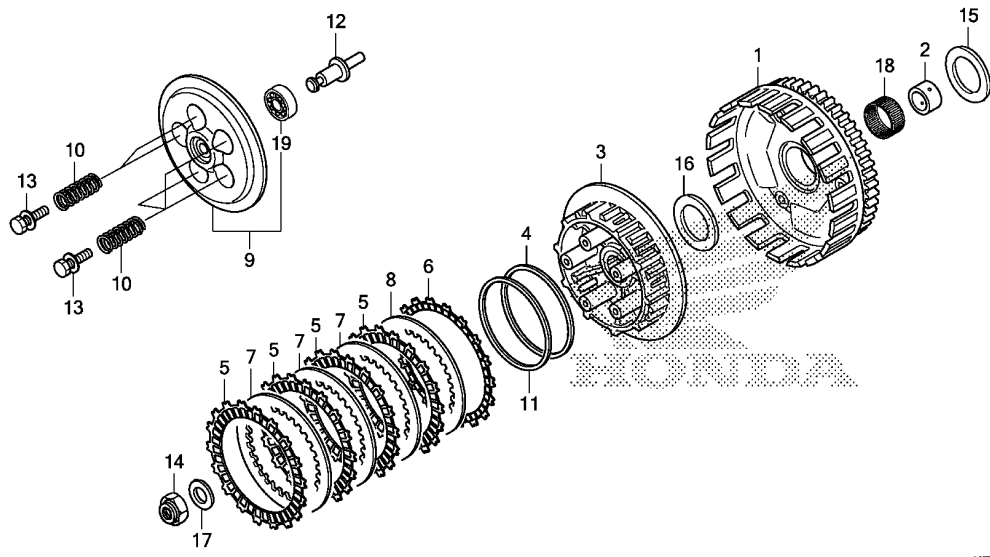
Ref. No.	L.O.N.	(Relative ref. Number) Description	F.R.T.
1	110159	COVER, CRANKCASE :RIGHT	1.0
	1101R4	COVER, CRANKCASE(A) :RIGHT .NOTE: With middle cowling	1.3
2	110158	GASKET, CRANKCASE COVER :RIGHT	0.9
	1101S8	GASKET, CRANKCASE COVER(A) :RIGHT .NOTE: With middle cowling	1.2
4	113127	ELEMENT, OIL FILTER	0.3
10	114125	PIPE, WATER CONNECTING	0.4
	1141Q5	PIPE, WATER CONNECTING(A) .NOTE: With middle cowling	0.7
11	114105	IMPELLER, WATER PUMP	1.0
	1141N4	IMPELLER, WATER PUMP(A) .NOTE: With middle cowling	1.3
12	114110	MECHANICAL SEAL, WATER PUMP	1.3
	1141J9	MECHANICAL SEAL, WATER PUMP(A) .NOTE: With middle cowling	1.6
13	1141B0	COVER, WATER PUMP	0.4
	1141M9	COVER, WATER PUMP(A) .NOTE: With middle cowling	0.7

Ref. No.	Part No.	Description	Reqd. QTY				Serial No.	Parts catalogue code
			L	CRF250	RLA			
			H	LA	H	H		
1	11300-KZZ-D20	COVER ASSY., R. CRANKCASE	1	1	1	1		
2	11394-KYJ-900	GASKET, R. CRANKCASE COVER	1	1	1	1		
3	15326-KT7-000	COLLAR, OIL PATH, 18MM	1	1	1	1		
4	15410-KYJ-902	ELEMENT, OIL FILTER	1	1	1	1		
5	15411-KZZ-900	COVER, OIL FILTER	1	1	1	1		
6	15412-KYJ-901	GASKET, OIL FILTER COVER	1	1	1	1		
7	15413-MC8-000	RUBBER, FILTER	1	1	1	1		
8	15414-KF0-000	SPRING, OIL FILTER ELEMENT	1	1	1	1		
		SETTING	1	1	1	1		
9	15611-KA4-710	CAP, OIL FILLER	1	1	1	1		
10	19120-KZZ-900	PIPE COMP., WATER	1	1	1	1		
11	19215-KGH-900	IMPELLER, WATER PUMP	1	1	1	1		
12	19217-P72-013	SEAL, MECHANICAL	1	1	1	1		
13	19220-KZZ-900	COVER COMP., WATER PUMP	1	1	1	1		
14	19226-KYJ-901	GASKET, WATER PUMP COVER	1	1	1	1		
15	19241-KZZ-D20	SHAFT, WATER PUMP	1	1	1	1		
16	22810-KZZ-900	LEVER COMP., CLUTCH	1	1	1	1		
17	22815-KM7-700	SPRING, CLUTCH LEVER	1	1	1	1		
18	22821-KZZ-900	RECEIVER, CLUTCH CABLE	1	1	1	1		
19	90010-KYJ-900	BOLT, FLANGE, 6X16(NSHF)	2	2	2	2		
20	90012-KYJ-900	BOLT, FLANGE, 6X25(NSHF)	7	7	7	7		
21	90013-KYJ-900	BOLT, FLANGE, 6X30(NSHF)	11	11	11	11		
22	90015-KYJ-900	BOLT, FLANGE, 6X65(NSHF)	1	1	1	1		
23	90423-KW6-900	WASHER, 7X13X1.2	1	1	1	1		
24	90463-ML7-000	WASHER, SEALING, 6.5MM	1	1	1	1		



E-8

CLUTCH



FR. →  
KZZEE0800

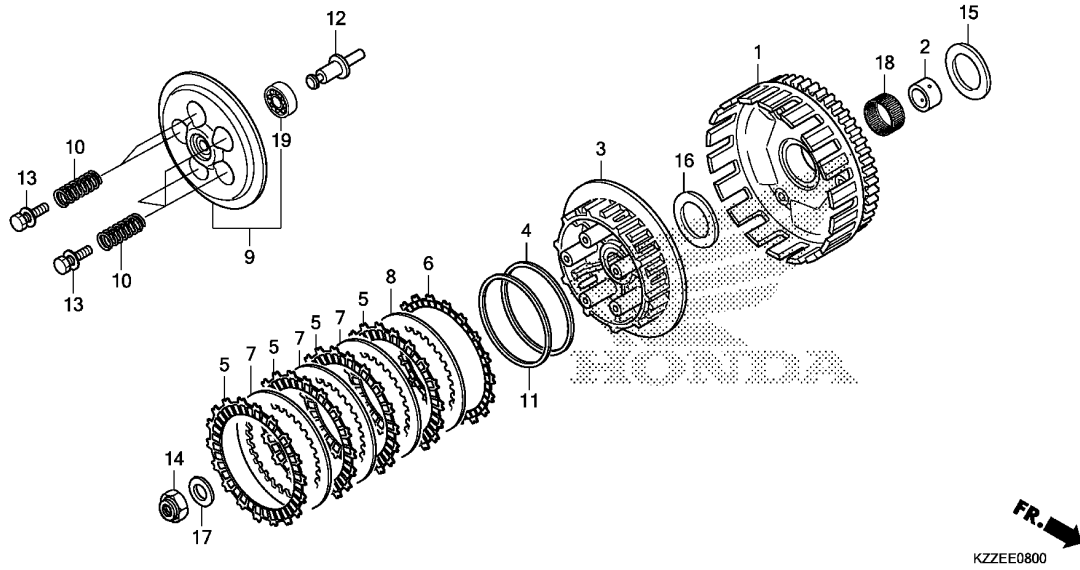
Ref. No.	L.O.N.	(Relative ref. Number) Description	F.R.T.
1		(18)	
	2121A0	OUTER, CLUTCH .....	1.3
	2121F6	OUTER, CLUTCH(A) .....	1.6
		.NOTE: With middle cowling	
3	212112	CENTER, CLUTCH .....	1.3
	2121F8	CENTER, CLUTCH(A) .....	1.6
		.NOTE: With middle cowling	
5		(4,6,7,8,11)	
	2121A1	DISC, CLUTCH FRICTION .....	1.1
		.NOTE: Same time for two units or more	
	2121F9	DISC, CLUTCH FRICTION(A) .....	1.4
		.NOTE: Same time for two units or more	
		.NOTE: With middle cowling	
9		(19)	
	2121A3	PLATE, CLUTCH PRESSURE .....	1.0
	2121P1	PLATE, CLUTCH PRESSURE(A) .....	1.3
		.NOTE: With middle cowling	
10	212107	SPRING, CLUTCH .....	1.0
		.NOTE: Same time for two units or more	
	2121N0	SPRING, CLUTCH(A) .....	1.3
		.NOTE: Same time for two units or more	

Ref. No.	Part No.	Description	Reqd. QTY				Serial No.	Parts catalogue code
			L	CRF250 LA	RL	RLA		
			H	H	H	H		
1	22100-KZZ-901	OUTER COMP., CLUTCH(73T) ....	1	1	1	1		
2	22116-KYJ-900	GUIDE, CLUTCH OUTER .....	1	1	1	1		
3	22121-KZZ-901	CENTER, CLUTCH .....	1	1	1	1		
4	22125-KZZ-901	SEAT, JUDDER SPRING .....	1	1	1	1		
5	22201-MGZ-J01	DISK, CLUTCH FRICTION .....	4	4	4	4		
6	22202-KZZ-901	DISK B, CLUTCH FRICTION .....	1	1	1	1		
7	22321-KYJ-902	PLATE, CLUTCH .....	3	3	3	3		
8	22322-KZZ-901	PLATE B, CLUTCH .....	1	1	1	1		
9	22350-KYJ-902	PLATE COMP., CLUTCH PRESSURE	1	1	1	1		
10	22401-KYJ-902	SPRING, CLUTCH .....	5	5	5	5		
11	22402-KZZ-902	SPRING, JUDDER .....	1	1	1	1		
12	22847-KZZ-900	PIN, CLUTCH LIFTER .....	1	1	1	1		
13	90050-KYJ-902	BOLT, 6X1.0 .....	5	5	5	5		
14	90201-KYJ-900	NUT, SPECIAL, 16MM .....	1	1	1	1		
15	90404-KVK-900	WASHER, 20X40X2 .....	1	1	1	1		
16	90404-KYJ-902	WASHER, 20X40X2 .....	1	1	1	1		
17	90434-KPS-900	WASHER, 16MM .....	1	1	1	1		
18	91012-KYJ-901	BEARING, NEEDLE, 28X33X16.8	1	1	1	1		
19	96100-60010-00	BEARING, RADIAL BALL, 6001 ..	1	1	1	1		

2

E-8

CLUTCH



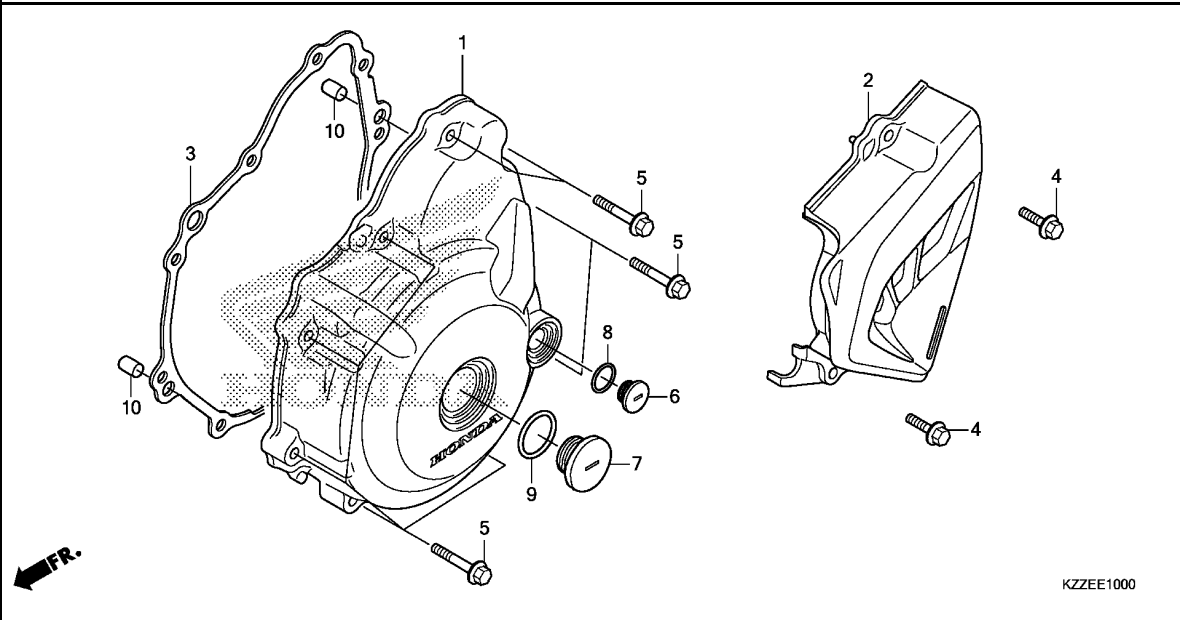
Ref. No.	L.O.N.	(Relative ref. Number) Description	F.R.T.
+10		.NOTE: With middle cowling	
12	2121B6	ROD, CLUTCH LIFTER .....	1.0
	2121N7	ROD, CLUTCH LIFTER(A) .....	1.3
		.NOTE: With middle cowling	





# E-10

# LEFT CRANKCASE COVER



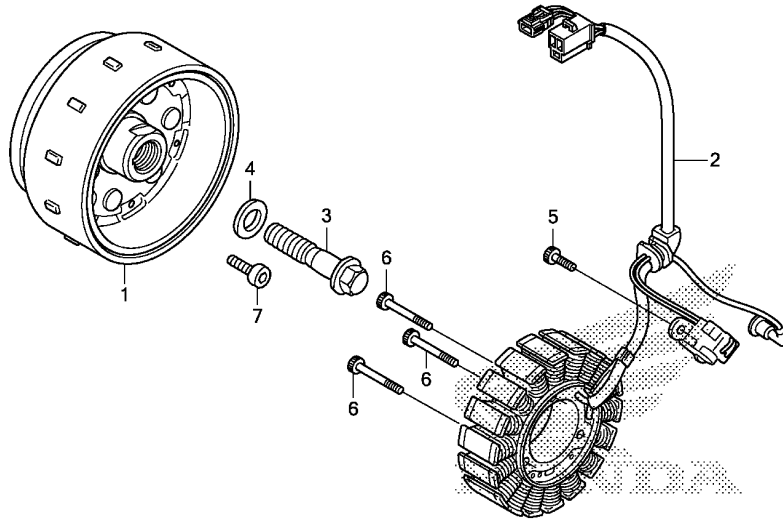
Ref. No.	L.O.N.	(Relative ref. Number) Description	F.R.T.
1	1101A6	COVER, CRANKCASE :LEFT .....	0.5
	1101P4	COVER, CRANKCASE(A) :LEFT ....	0.7
		.NOTE: With middle cowling	
2	1101B0	COVER, CRANKCASE :LEFT REAR ..	0.1
3	1101A3	GASKET, CRANKCASE COVER :LEFT	0.4
	1101P5	GASKET, CRANKCASE COVER(A) :LEFT .....	0.6
		.NOTE: With middle cowling	

Ref. No.	Part No.	Description	Reqd. QTY				Serial No.	Parts catalogue code
			L	LA	RL	RLA		
			H	H	H	H		
1	11341-KZZ-900	COVER, L. CRANKCASE .....	1	1	1	1		
2	11360-KZZ-900	COVER COMP., L. RR. ....	1	1	1	1		
3	11395-KYJ-900	GASKET, L. CRANKCASE COVER ..	1	1	1	1		
4	90012-KYJ-900	BOLT, FLANGE, 6X25(NSHF) ....	2	2	2	2		
5	90013-KYJ-900	BOLT, FLANGE, 6X30(NSHF) ....	9	9	9	9		
6	90084-KPP-860	CAP, A.C. GENERATOR .....	1	1	1	1		
7	90087-KPP-860	CAP, 30MM .....	1	1	1	1		
8	91303-377-000	O-RING, 13.8X2.5 .....	1	1	1	1		
9	91356-KWV-000	O-RING, 30MM .....	1	1	1	1		
10	94302-08140	PIN B, DOWEL, 8X14 .....	2	2	2	2		



# E-11

# GENERATOR



FR.

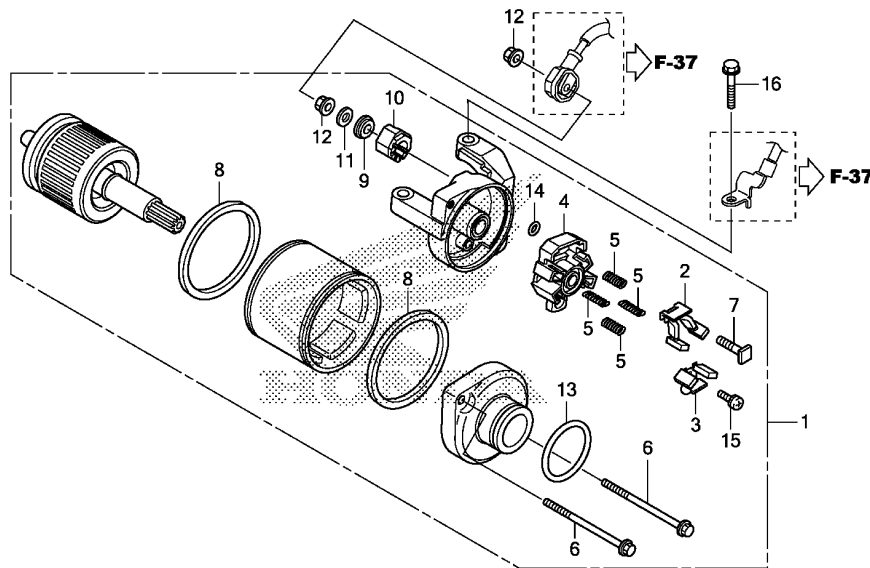
KZZEE1100

Ref. No.	L.O.N.	(Relative ref. Number) Description	F.R.T.
1	613105	ROTOR OR FLYWHEEL .....	0.7
	6131C6	ROTOR OR FLYWHEEL(A) .....	0.9
		.NOTE: With middle cowling	
2	6131A3	STATOR .....	0.7
	6131C7	STATOR(A) .....	0.9
		.NOTE: With middle cowling	

Ref. No.	Part No.	Description	Reqd. QTY				Serial No.	Parts catalogue code
			L	LA	RL	RLA		
			H	H	H	H		
1	31110-KZZ-D21	FLYWHEEL COMP.(DENSO) .....	1	1	1	1		
2	31120-KZZ-901	STATOR COMP.(DENSO) .....	1	1	1	1		
3	90023-KYJ-900	BOLT, FLANGE, 12X50 .....	1	1	1	1		
4	90401-KCY-670	WASHER, 12.5X30X5 .....	1	1	1	1		
5	96600-06016-00	BOLT, SOCKET, 6X16 .....	2	2	2	2		
6	96600-06035-00	BOLT, SOCKET, 6X35 .....	3	3	3	3		
7	96600-08020-10	BOLT, SOCKET, 8X20 .....	6	6	6	6		

# E-13

# STARTER MOTOR



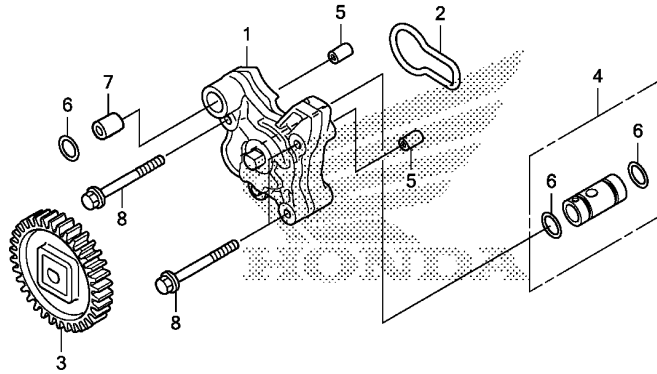
Ref. No.	L.O.N.	(Relative ref. Number) Description	F.R.T.
1	612105	MOTOR, STARTING .....	0.5
	6121D0	MOTOR, STARTING(A) .....	0.9
		.NOTE: With middle cowling	
	6121D0A	.With canister add .....	0.2
2		(3,4,5,8)	
	6121A4	TERMINAL, BRUSH(STARTER) .....	0.6
		.NOTE: Same time for two units	
	6121D2	TERMINAL, BRUSH(STARTER) (A) .....	1.0
		.NOTE: Same time for two units	
		.NOTE: With middle cowling	
	6121D2A	.With canister add .....	0.2

Ref. No.	Part No.	Description	Reqd. QTY				Serial No.	Parts catalogue code
			L	CRF250 LA	RL	RLA		
			H	H	H	H		
1	31200-KZZ-901	MOTOR ASSY., STARTER(MITSUBA)	1	1	1	1		
2	31201-MEW-921	BRUSH SET A, CARBON .....	1	1	1	1		
3	31202-MEW-921	BRUSH SET B, CARBON .....	1	1	1	1		
4	31203-MEW-921	HOLDER, BRUSH .....	1	1	1	1		
5	31204-MEW-921	SPRING, CARBON BRUSH .....	4	4	4	4		
6	31205-HP5-601	BOLT, SETTING .....	2	2	2	2		
7	31206-MEW-921	BOLT, TERMINAL .....	1	1	1	1		
8	31207-HP5-601	RING .....	2	2	2	2		
9	31208-MEW-921	INSULATOR .....	1	1	1	1		
10	31209-MEW-921	STOPPER, TERMINAL .....	1	1	1	1		
11	31210-MEW-921	WASHER .....	1	1	1	1		
12	90071-MB0-000	NUT-WASHER, 6MM .....	2	2	2	2		
13	91309-425-003	O-RING, 24.4X3.1(ARAI) .....	1	1	1	1		
14	91320-MB0-000	O-RING, 4X2 .....	1	1	1	1		
15	93892-05012-08	SCREW-WASHER, 5X12 .....	1	1	1	1		
16	95701-06025-00	BOLT, FLANGE, 6X25 .....	2	2	2	2		



E-14

OIL PUMP



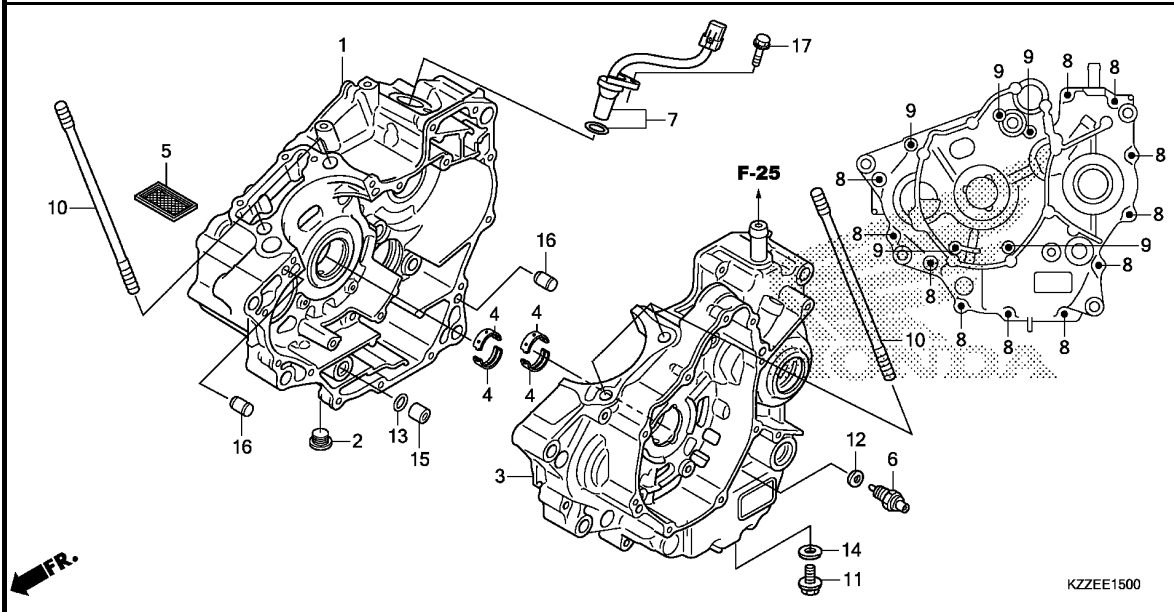
FR. KZZEE1400

Ref. No.	L.O.N.	(Relative ref. Number) Description	F.R.T.
1		(2)	
113105		PUMP ASSY., OIL .....	1.1
1131F2		PUMP ASSY., OIL(A) .....	1.4
		.NOTE: With middle cowling	
3		(6)	
1131A2		SPROCKET, OIL PUMP DRIVE .....	0.9
1131F3		SPROCKET, OIL PUMP DRIVE(A) ..	1.2
		.NOTE: With middle cowling	
4		(6)	
113126		VALVE, RELIEF .....	1.1
1131G6		VALVE, RELIEF(A) .....	1.4
		.NOTE: With middle cowling	

Ref. No.	Part No.	Description	Reqd. QTY				Serial No.	Parts catalogue code
			L	LA	RL	RLA		
			H	H	H	H		
1	15100-KYJ-900	PUMP ASSY., OIL .....	1	1	1	1		
2	15119-KYJ-901	GASKET, OIL PUMP .....	1	1	1	1		
3	15130-KYJ-900	GEAR COMP., OIL PUMP(32T) ..	1	1	1	1		
4	15220-KYJ-900	VALVE ASSY., RELIEF .....	1	1	1	1		
5	90702-KFM-900	DOWEL PIN, 8X12 .....	2	2	2	2		
6	91301-KYJ-901	O-RING, 11.8X1.9 .....	3	3	3	3		
7	94301-12160	PIN A, DOWEL, 12X16 .....	1	1	1	1		
8	95701-06045-00	BOLT, FLANGE, 6X45 .....	3	3	3	3		

# E-15

# CRANKCASE



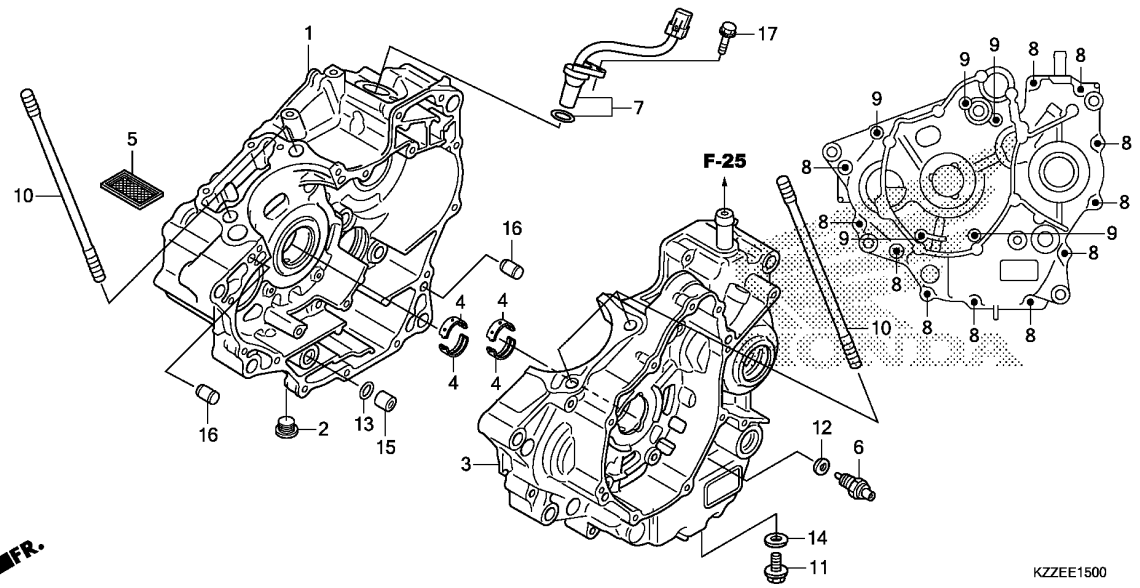
Ref. No.	L.O.N.	(Relative ref. Number) Description	F.R.T.
1	110120	CRANKCASE :RIGHT ..... .INCLUDES: Engine removal and installation	5.6
	1101P1	CRANKCASE(A) :RIGHT ..... .INCLUDES: Engine removal and installation .NOTE: With middle cowling	6.4
3	110115	CRANKCASE :LEFT ..... .INCLUDES: Engine removal and installation	5.6
	1101N9	CRANKCASE(A) :LEFT ..... .INCLUDES: Engine removal and installation .NOTE: With middle cowling	6.4
	1101A2	CRANKCASE :BOTH ..... .INCLUDES: Engine removal and installation	6.2
	1101P0	CRANKCASE(A) :BOTH ..... .INCLUDES: Engine removal and installation .NOTE: With middle cowling	7.0
4	1101B6	BEARING, CRANKSHAFT :LEFT .... .INCLUDES: Engine removal and installation	5.1
+	1101P6	BEARING, CRANKSHAFT(A) :LEFT .	5.9

Ref. No.	Part No.	Description	Reqd. QTY				Serial No.	Parts catalogue code
			L	LA	RL	RLA		
1	11100-KZZ-900	CRANKCASE COMP., R. ....	1	1	1	1		
2	11107-KYJ-900	BOLT, SEALING, 16MM .....	1	1	1	1		
3	11200-KZZ-900	CRANKCASE COMP., L. ....	1	1	1	1		
4	13312-K33-D01	BEARING A, CRANKSHAFT (BLUE) .	4	4	4	4		
	13313-K33-D01	BEARING B, CRANKSHAFT (BLACK)	4	4	4	4		
	13314-K33-D01	BEARING C, CRANKSHAFT (BROWN)	4	4	4	4		
	13315-K33-305	BEARING D, CRANKSHAFT (RED)	(O.S.)	(4)	(4)	(4)	(4)	
	13316-K33-305	BEARING E, CRANKSHAFT (GREEN)	(O.S.)	(4)	(4)	(4)	(4)	
	13317-K33-305	BEARING F, CRANKSHAFT (YELLOW)	(O.S.)	(4)	(4)	(4)	(4)	
	13318-K33-305	BEARING G, CRANKSHAFT (PINK)	(O.S.)	(4)	(4)	(4)	(4)	
5	15421-KYJ-900	SCREEN, OIL FILTER .....	1	1	1	1		
6	35600-HA0-003	SWITCH ASSY., NEUTRAL (TOYO) .	1	1	1	1		
7	37700-KZZ-901	SENSOR ASSY., SPEED .....	1	1	1	1		
8	90014-KYJ-900	BOLT, FLANGE, 6X40 (NSHF) ....	11	11	11	11		
9	90016-KYJ-900	BOLT, FLANGE, 6X70 (NSHF) ....	5	5	5	5		
10	90032-K33-D00	BOLT, STUD, 10X178 .....	4	4	4	4		
11	90061-KYJ-900	BOLT, DRAIN PLUG, 12MM .....	1	1	1	1		
12	90443-KR0-000	WASHER, NEUTRAL SWITCH .....	1	1	1	1		
13	91301-KYJ-901	O-RING, 11.8X1.9 .....	1	1	1	1		
14	94109-12000	WASHER, DRAIN PLUG, 12MM ....	1	1	1	1		
15	94301-12160	PIN A, DOWEL, 12X16 .....	1	1	1	1		
16	94302-08140	PIN B, DOWEL, 8X14 .....	2	2	2	2		
17	95701-06018-00	BOLT, FLANGE, 6X18 .....	1	1	1	1		



# E-15

# CRANKCASE



Ref. No.	L.O.N.	(Relative ref. Number) Description	F.R.T.
+ 4		.INCLUDES: Engine removal and installation	
1101B7		BEARING, CRANKSHAFT :RIGHT ... .INCLUDES: Engine removal and installation	5.1
1101P7		BEARING, CRANKSHAFT(A) :RIGHT .INCLUDES: Engine removal and installation	5.9
1101G0		BEARING, CRANKSHAFT :BOTH .... .INCLUDES: Engine removal and installation	5.3
1101P8		BEARING, CRANKSHAFT(A) :BOTH . .INCLUDES: Engine removal and installation	6.1
5	1131B5	SCREEN, OIL FILTER .....	0.9
	1131G2	SCREEN, OIL FILTER(A) .....	1.2
6	6151B8	SWITCH, NEUTRAL .....	0.2
7	617198	SENSOR, SPEEDOMETER .....	0.3
	6171E9	SENSOR, SPEEDOMETER(A) .....	1.3
		.NOTE: With middle cowling	
	6171E9A	.With canister add .....	0.2

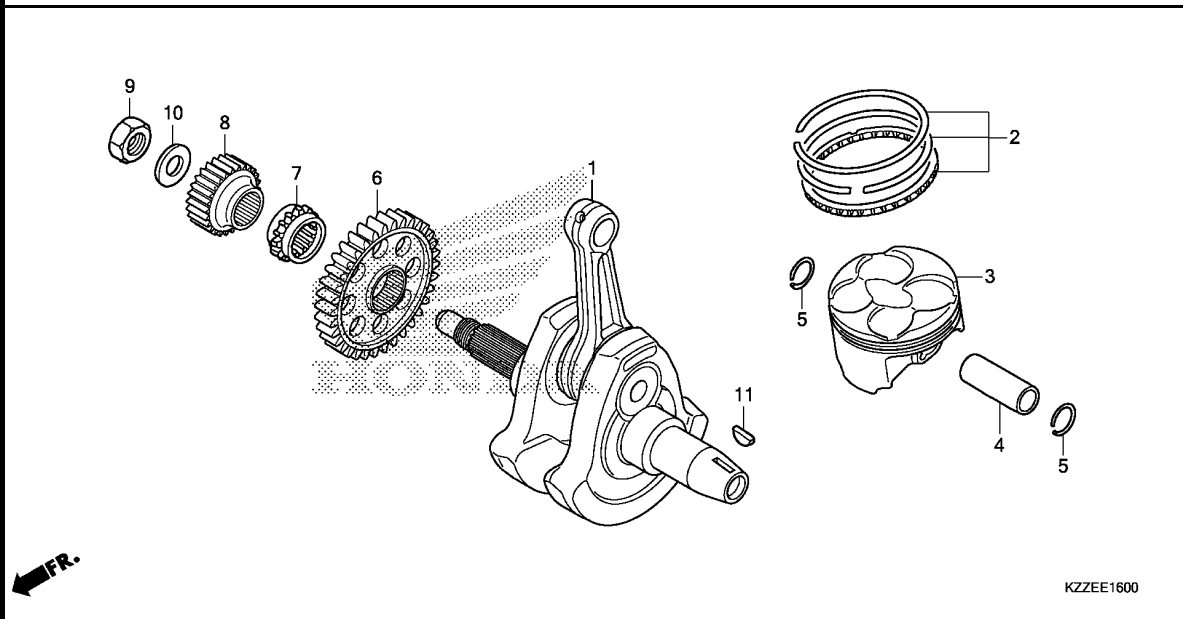
2

FR.

KZZEE1500

E-16

CRANKSHAFT/PISTON



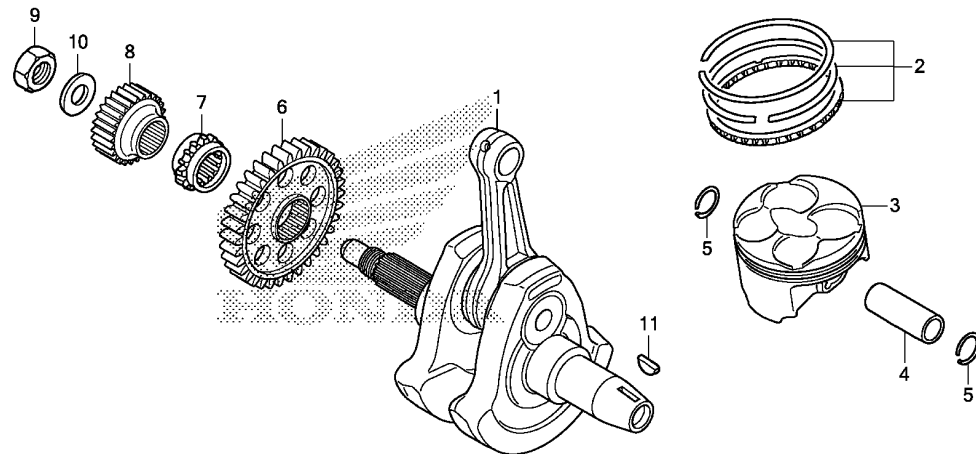
Ref. No.	L.O.N.	(Relative ref. Number) Description	F.R.T.
1	1101B5	CRANKSHAFT ..... .INCLUDES: Engine removal and installation	5.3
	1101N6	CRANKSHAFT(A) ..... .INCLUDES: Engine removal and installation .NOTE: With middle cowling (2,4,5)	6.1
3	111103	PISTON RING AND/OR PISTON(ONE) ..... .INCLUDES: Engine removal and installation	3.5
	1111BS	PISTON RING AND/OR PISTON(A) ..... .INCLUDES: Engine removal and installation .NOTE: With middle cowling	4.3
6	110183	GEAR, BALANCER DRIVE ..... .INCLUDES: Engine removal and installation	3.7
	1101Y6	GEAR, BALANCER DRIVE(A) ..... .INCLUDES: Engine removal and installation .NOTE: With middle cowling	4.5
+ 7	1101C8	SPROCKET, TIMING ..... .NOTE: With middle cowling	3.7

Ref. No.	Part No.	Description	Reqd. QTY				Serial No.	Parts catalogue code
			L	CRF250	RLA			
			H	LA	H	H		
1	13000-KYJ-902	CRANKSHAFT COMP. ....	1	1	1	1		
2	13011-KZZ-D20	RING SET, PISTON(STD.) ....	1	1	1	1		
	13021-KZZ-D20	RING SET, PISTON(0.25) ....	(1)	(1)	(1)	(1)	----- IN,KO,LA,PH,U	
	13031-KZZ-D20	RING SET, PISTON(0.50) ....	(1)	(1)	(1)	(1)	----- IN,KO,LA,PH,U	
3	13101-K33-J00	PISTON ..... .....	1	1	1	1	----- ED,KO,LA,PH,U	
	13102-KZZ-D20	PISTON(0.25) ..... .....	(1)	(1)	(1)	(1)	----- KO,LA,PH,U	
	13102-KZZ-D21	.....	(1)	(1)	(1)	(1)	----- KO,LA,PH,U	
	13103-KZZ-D20	PISTON(0.50) ..... .....	(1)	(1)	(1)	(1)	----- KO,LA,PH,U	
	13103-KZZ-D21	.....	(1)	(1)	(1)	(1)	----- KO,LA,PH,U	
	13101-KZZ-P00	PISTON ..... .....	-	-	1	-	----- IN	
	13101-KZZ-P01	.....	-	-	1	-	----- IN	
	13102-KZZ-P00	PISTON(0.25) ..... .....	-	-	(1)	-	----- IN	
	13102-KZZ-P01	.....	-	-	(1)	-	----- IN	
	13103-KZZ-P00	PISTON(0.50) ..... .....	-	-	(1)	-	----- IN	
	13103-KZZ-P01	.....	-	-	(1)	-	----- IN	
4	13111-MEL-000	PIN, PISTON ..... .....	1	1	1	1		
5	13112-K33-D00	CLIP, PISTON PIN, 17MM ..... .....	2	2	2	2		
6	13417-K33-D00	GEAR, BALANCER DRIVE(35T) ...	1	1	1	1		
7	14311-KYJ-900	SPROCKET, TIMING(17T) ..... .....	1	1	1	1		
8	23121-K33-D01	GEAR, PRIMARY DRIVE(26T) ....	1	1	1	1		
9	90235-KYJ-900	NUT, LOCK, 16MM ..... .....	1	1	1	1		
10	90434-KPS-900	WASHER, 16MM ..... .....	1	1	1	1		
11	90742-KYJ-900	KEY, WOODRUFF, 25X18 ..... .....	1	1	1	1		



E-16

CRANKSHAFT/PISTON



FR.

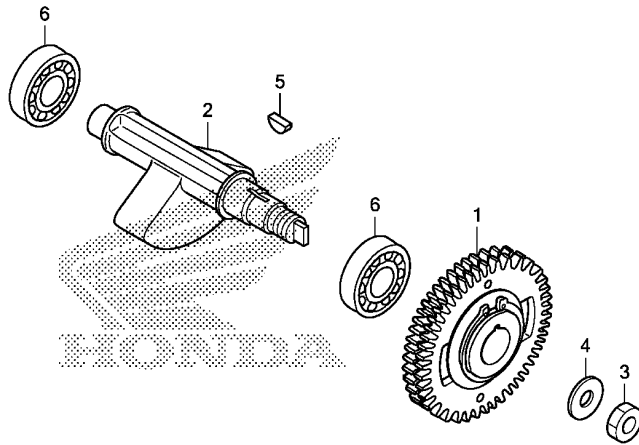
KZZEE1600

Ref. No.	L.O.N.	(Relative ref. Number) Description	F.R.T.
+ 7		.INCLUDES: Engine removal and installation	
1101P9		SPROCKET, TIMING(A) .....	4.5
		.INCLUDES: Engine removal and installation	
		.NOTE: With middle cowling	
8	211105	GEAR, PRIMARY DRIVE .....	1.3
	2111F8	GEAR, PRIMARY DRIVE(A) .....	1.6
		.NOTE: With middle cowling	

2

# E-16-10

# BALANCER SHAFT



KZZEE1610

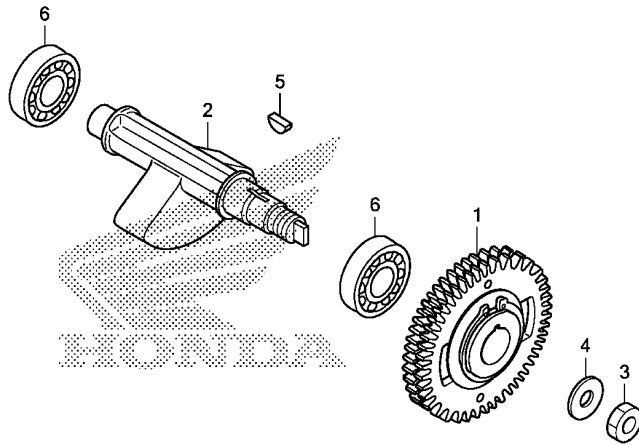
Ref. No.	L.O.N.	(Relative ref. Number) Description	F.R.T.
1	1101L5	GEAR, BALANCER DRIVEN ..... .INCLUDES: Engine removal and installation	3.8
	1101V7	GEAR, BALANCER DRIVEN(A) ..... .INCLUDES: Engine removal and installation .NOTE: With middle cowling	4.6
2	110185	SHAFT, BALANCER ..... .INCLUDES: Engine removal and installation	4.7
	1101S7	SHAFT, BALANCER(A) ..... .INCLUDES: Engine removal and installation .NOTE: With middle cowling	5.5
6	1101G3	BEARING, BALANCER SHAFT :LEFT .INCLUDES: Engine removal and installation	4.9
	1101Q9	BEARING, BALANCER SHAFT(A) :LEFT ..... .INCLUDES: Engine removal and installation .NOTE: With middle cowling	5.7
	1101G4	BEARING, BALANCER SHAFT :RIGHT .INCLUDES: Engine removal and installation	4.9

Ref. No.	Part No.	Description	Reqd. QTY				Serial No.	Parts catalogue code
			L	LA	RL	RLA		
			H	H	H	H		
1	13410-K33-D00	GEAR ASSY., BALANCER DRIVEN (35T)	1	1	1	1		
2	13421-KYJ-900	SHAFT, BALANCER .....	1	1	1	1		
3	90204-KYJ-900	NUT, HEX., 14MM .....	1	1	1	1		
4	90433-MEY-670	WASHER, 14.2X24 .....	1	1	1	1		
5	90741-KFB-000	KEY, WOODRUFF, 4MM .....	1	1	1	1		
6	91008-KYJ-901	BEARING, RADIAL BALL, 6204 (SPECIAL)	2	2	2	2		



E-16-10

BALANCER SHAFT

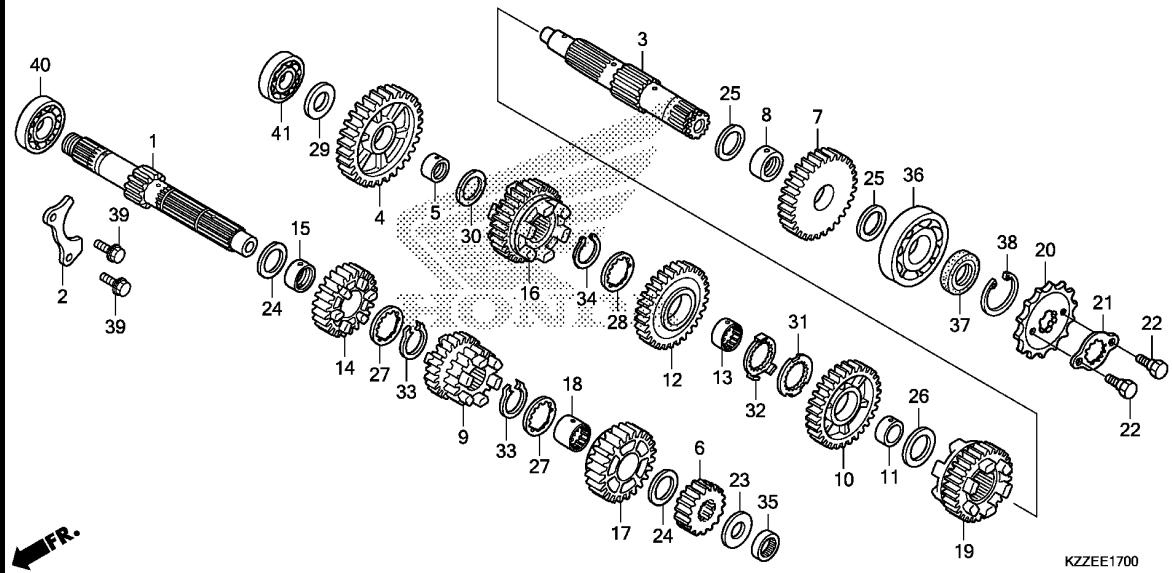


KZZEE1610

Ref. No.	L.O.N.	(Relative ref. Number) Description	F.R.T.
+ 6	1101Q7	BEARING, BALANCER SHAFT(A) :RIGHT .....	5.7
		.INCLUDES: Engine removal and installation .NOTE: With middle cowling	
	1101G5	BEARING, BALANCER SHAFT :BOTH .INCLUDES: Engine removal and installation	5.1
	1101Q8	BEARING, BALANCER SHAFT(A) :BOTH .....	5.9
		.INCLUDES: Engine removal and installation .NOTE: With middle cowling	

E-17

TRANSMISSION



Ref. No.	L.O.N.	(Relative ref. Number) Description	F.R.T.
1		(6,9,14,17)	
210141		MAINSHAFT, TRANSMISSION ..... .INCLUDES: Engine removal and installation	4.9
210141A		.Replace countershaft add ....	0.2
2101J3		MAINSHAFT, TRANSMISSION(A) ... .INCLUDES: Engine removal and installation .NOTE: With middle cowling	5.7
2101J3A		.Replace countershaft add .... (4,7,10,12,16,19)	0.2
3			
210142		COUNTERSHAFT, TRANSMISSION ... .INCLUDES: Engine removal and installation	4.9
210142A		.Replace mainshaft add .....	0.2
2101J4		COUNTERSHAFT, TRANSMISSION(A) ... .INCLUDES: Engine removal and installation .NOTE: With middle cowling	5.7
2101J4A		.Replace mainshaft add .....	0.2
20	213135	SPROCKET, DRIVE .....	0.3
35	2101C2	BEARING, MAINSHAFT :LEFT ..... .INCLUDES: Engine removal and installation	4.9
+	2101M3	BEARING, MAINSHAFT(A) :LEFT ..	5.7

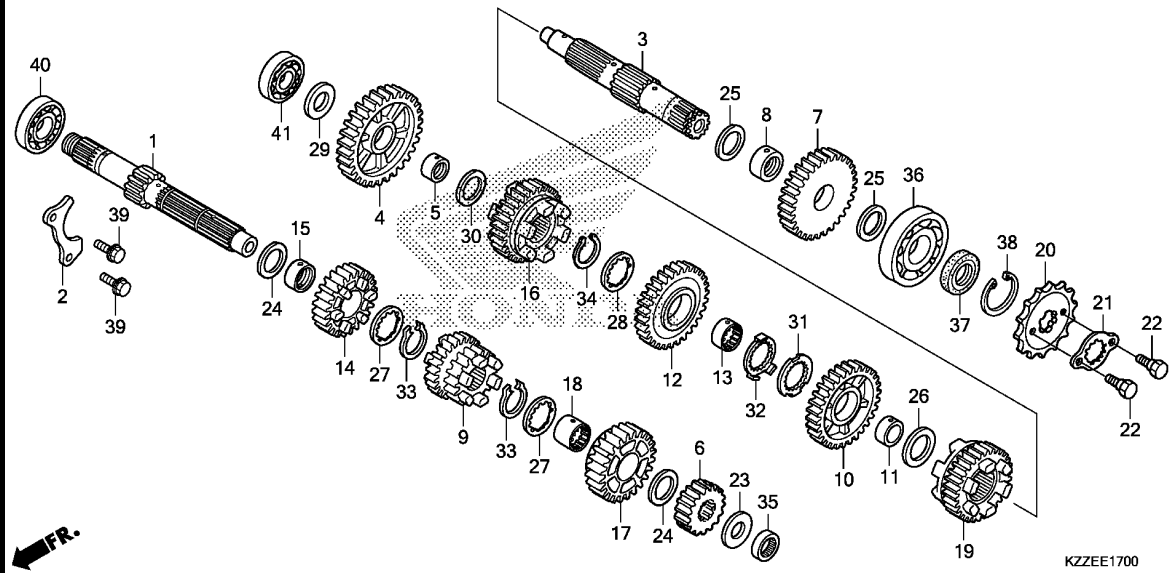


Ref. No.	Part No.	Description	Reqd. QTY				Serial No.	Parts catalogue code
			L	CRF250	RLA			
			H	LA	H	H		
1	23211-KZZ-900	MAINSHAFT(12T) .....	1	1	1	1		
2	23212-KYJ-900	PLATE, BEARING SETTING .....	1	1	1	1		
3	23221-KZZ-901	COUNTERSHAFT .....	1	1	1	1		
4	23411-KZZ-900	GEAR, COUNTERSHAFT LOW(40T) -	1	1	1	1		
5	23412-KYJ-900	COLLAR, 20X23X10.5 .....	1	1	1	1		
6	23421-KZZ-900	GEAR, MAINSHAFT SECOND(17T) -	1	1	1	1		
7	23431-KZZ-900	GEAR, COUNTERSHAFT SECOND(36T)	1	1	1	1		
8	23432-KYJ-900	COLLAR, 22X25X11 .....	1	1	1	1		
9	23441-KZZ-900	GEAR, MAINSHAFT THIRD & FOURTH (21T/23T)	1	1	1	1		
10	23451-KZZ-900	GEAR, COUNTERSHAFT THIRD(33T)	1	1	1	1		
11	23452-KYJ-900	COLLAR, 25X28X10 .....	1	1	1	1		
12	23471-KZZ-900	GEAR, COUNTERSHAFT FOURTH(30T)	1	1	1	1		
13	23472-KYJ-900	COLLAR, SPLINE, 25X10 .....	1	1	1	1		
14	23481-KZZ-D20	GEAR, MAINSHAFT FIFTH(29T) ..	1	1	1	1		
15	23482-KYJ-900	BUSH, 20X23X17.4 .....	1	1	1	1		
16	23491-KZZ-D20	GEAR, COUNTERSHAFT FIFTH(32T)	1	1	1	1		
17	23501-KZZ-D20	GEAR, MAINSHAFT SIXTH(31T) ..	1	1	1	1		
18	23502-KYJ-900	COLLAR, SPLINE, 23MM .....	1	1	1	1		
19	23511-KZZ-D20	GEAR, COUNTERSHAFT SIXTH(30T)	1	1	1	1		
20	23801-KYJ-900	SPROCKET, DRIVE(14T) .....	1	1	1	1		
21	23802-KYJ-900	PLATE, FIXING .....	1	1	1	1		
22	90084-041-000	BOLT, DRIVE SPROCKET FIXING -	2	2	2	2		
23	90405-KYJ-900	WASHER, 17X26X1.0 .....	1	1	1	1		
24	90406-KYJ-900	WASHER, 20X27X1.0 .....	2	2	2	2		



E-17

TRANSMISSION



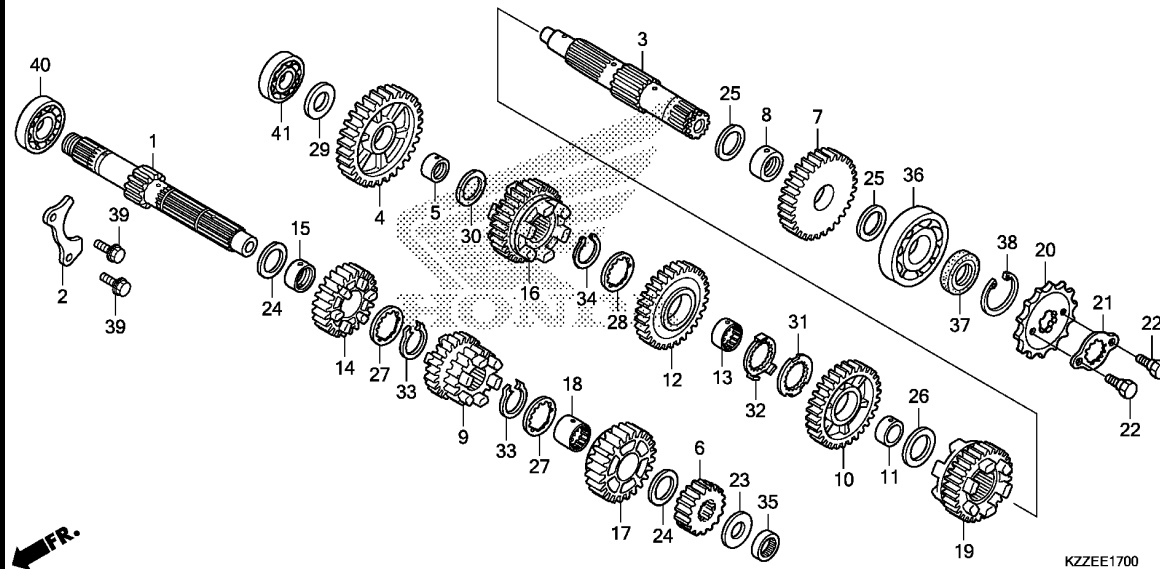
Ref. No.	L.O.N.	(Relative ref. Number) Description	F.R.T.
+35		.INCLUDES: Engine removal and installation .NOTE: With middle cowling	
36	2101C7	BEARING, COUNTERSHAFT :LEFT ..	4.9
	2101M4	BEARING, COUNTERSHAFT(A) :LEFT .INCLUDES: Engine removal and installation	5.7
40	2101C5	BEARING, MAINSHAFT :RIGHT .... .INCLUDES: Engine removal and installation	4.9
	2101L8	BEARING, MAINSHAFT(A) :RIGHT . .INCLUDES: Engine removal and installation	5.7
	2101C6	BEARING, MAINSHAFT :BOTH ..... .INCLUDES: Engine removal and installation	5.1
	2101L9	BEARING, MAINSHAFT(A) :BOTH .. .INCLUDES: Engine removal and installation .NOTE: With middle cowling	5.9
+41	2101C8	BEARING, COUNTERSHAFT :RIGHT .	4.9

Ref. No.	Part No.	Description	Reqd. QTY				Serial No.	Parts catalogue code
			L	CRF250	RL	RLA		
			H	LA	H	H		
25	90407-KYJ-900	WASHER, 22X29X1.0 .....	2	2	2	2		
26	90408-KYJ-900	WASHER, 25X32X1.0 .....	1	1	1	1		
27	90451-KYJ-900	WASHER, SPLINE, 20X26X1.6 ...	2	2	2	2		
28	90452-KYJ-900	WASHER, SPLINE, 25X31X1.0 ...	1	1	1	1		
29	90453-KYJ-900	WASHER, 17X28X1.0 .....	1	1	1	1		
30	90454-KPS-900	WASHER B, THRUST, 20MM .....	1	1	1	1		
31	90454-KYJ-900	WASHER, SPLINE, 25X42X1.6 ...	1	1	1	1		
32	90455-KYJ-900	WASHER, LOCK, 25MM .....	1	1	1	1		
33	90601-KYJ-900	CIRCLIP, EXTERNAL, 20MM .....	2	2	2	2		
34	90602-KYJ-900	CIRCLIP, EXTERNAL, 25MM .....	1	1	1	1		
35	91003-KYJ-901	BEARING, NEEDLE, 17X27X13 ...	1	1	1	1		
36	91005-KYJ-901	BEARING, RADIAL BALL (63/22) .	1	1	1	1		
37	91207-KYJ-901	OIL SEAL, 22X36X5 .....	1	1	1	1		
38	94520-37000	CIRCLIP, INTERNAL, 37MM .....	1	1	1	1		
39	95701-06014-00	BOLT, FLANGE, 6X14 .....	2	2	2	2		
40	96100-63040-00	BEARING, RADIAL BALL, 6304 ..	1	1	1	1		
41	96140-62030-00	BEARING, RADIAL BALL, 6203U .	1	1	1	1		

2

# E-17

# TRANSMISSION



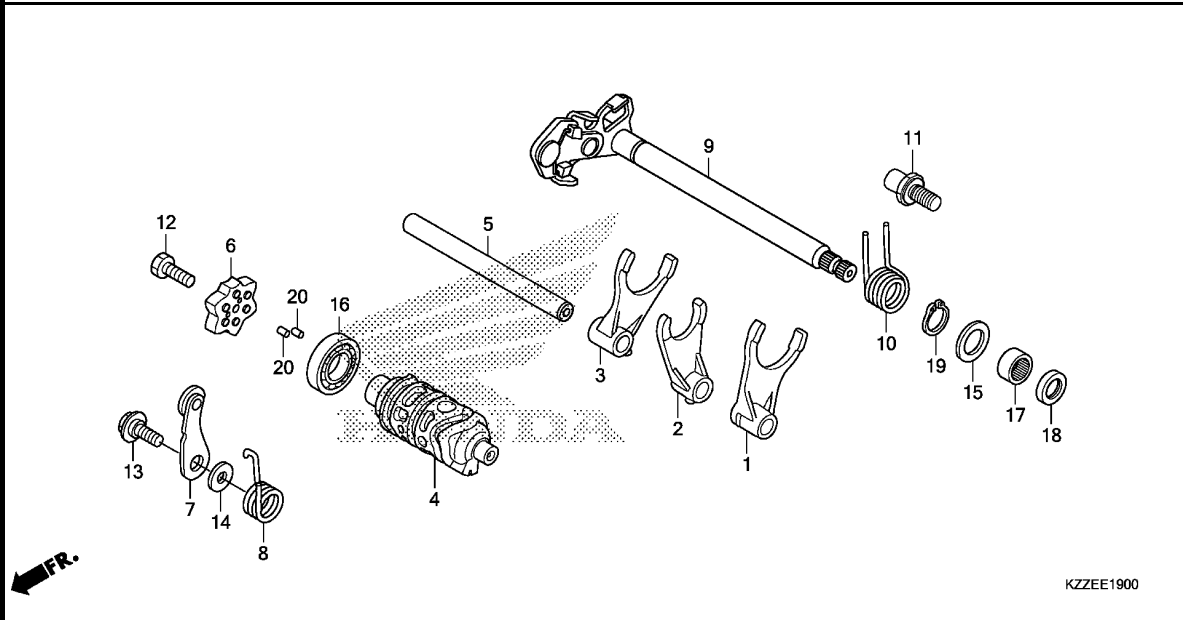
KZZEE1700

Ref. No.	L.O.N.	(Relative ref. Number) Description	F.R.T.
+41		.INCLUDES: Engine removal and installation	
2101M1		BEARING, COUNTERSHAFT(A) :RIGHT .....	5.7
		.INCLUDES: Engine removal and installation	
2101C9		.NOTE: With middle cowling BEARING, COUNTERSHAFT :BOTH ..	5.1
		.INCLUDES: Engine removal and installation	
2101M2		BEARING, COUNTERSHAFT(A) :BOTH ..	5.9
		.INCLUDES: Engine removal and installation	
2101D4		.NOTE: With middle cowling BEARING, MAINSHAFT AND COUNTERSHAFT :ALL .....	5.3
		.INCLUDES: Engine removal and installation	
2101M0		BEARING, MAINSHAFT AND COUNTERSHAFT(A) :ALL .....	6.1
		.INCLUDES: Engine removal and installation	
		.NOTE: With middle cowling	



# E-19

# GEARSHIFT DRUM



KZZEE1900

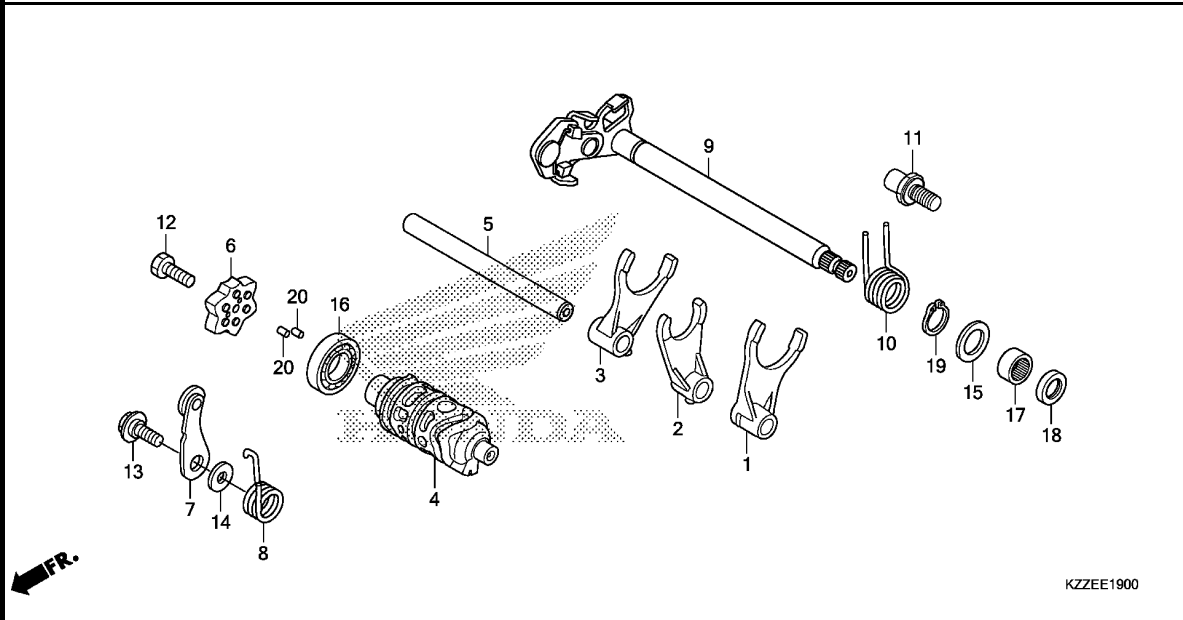
Ref. No.	L.O.N.	(Relative ref. Number) Description	F.R.T.
1		(2,3)	
210112		FORK, GEARSHIFT ..... .INCLUDES: Engine removal and installation .NOTE: Same time for two units or more	4.9
2101M5		FORK, GEARSHIFT(A) ..... .INCLUDES: Engine removal and installation .NOTE: Same time for two units or more .NOTE: With middle cowling	5.7
4	2101A9	DRUM, GEARSHIFT ..... .INCLUDES: Engine removal and installation	4.9
	2101M6	DRUM, GEARSHIFT(A) ..... .INCLUDES: Engine removal and installation .NOTE: With middle cowling	5.7
6	2101D6	PLATE, GEARSHIFT DRUM STOPPER	1.4
	2101P5	PLATE, GEARSHIFT DRUM STOPPER (A) ..... .NOTE: With middle cowling	1.7
7		(8)	
+	210125	STOPPER OR SPRING, SHIFT DRUM	1.4

Ref. No.	Part No.	Description	Reqd. QTY				Serial No.	Parts catalogue code
			L	CRF250	RL	RLA		
			H	H	H	H		
1	24211-KZZ-900	FORK, L. GEARSHIFT .....	1	1	1	1		
2	24212-KZZ-900	FORK, CENTER GEARSHIFT .....	1	1	1	1		
3	24213-KZZ-900	FORK, R. GEARSHIFT .....	1	1	1	1		
4	24301-KYJ-900	DRUM, GEARSHIFT .....	1	1	1	1		
5	24321-KYJ-900	SHAFT, GEARSHIFT FORK .....	1	1	1	1		
6	24410-KYJ-900	PLATE COMP., GEARSHIFT DRUM STOPPER	1	1	1	1		
7	24430-KGH-901	STOPPER COMP., GEARSHIFT DRUM	1	1	1	1		
8	24435-KYJ-900	SPRING, DRUM STOPPER .....	1	1	1	1		
9	24610-KYJ-900	SPINDLE COMP., GEARSHIFT .....	1	1	1	1		
10	24651-KRM-840	SPRING, GEARSHIFT RETURN .....	1	1	1	1		
11	24652-KRM-840	PIN, SHIFT RETURN SPRING .....	1	1	1	1		
12	90003-KVS-900	BOLT, HEX., 6X20 .....	1	1	1	1		
13	90022-MG8-000	PIVOT, SHIFT DRUM STOPPER ARM	1	1	1	1		
14	90435-HB3-000	WASHER, 6.1MM .....	1	1	1	1		
15	90457-KRM-840	WASHER, 14MM .....	1	1	1	1		
16	91015-MCA-003	BEARING, RADIAL BALL, 6905 ..	1	1	1	1		
17	91101-121-691	BEARING, NEEDLE, 14MM(TOYO) ..	1	1	1	1		
18	91203-KSP-911	OIL SEAL, 14X22X5 (ARAI) .....	1	1	1	1		
19	94510-14000	CIRCLIP, EXTERNAL, 14MM .....	1	1	1	1		
20	96220-30085	ROLLER, 3X8.5 .....	2	2	2	2		

2

# E-19

# GEARSHIFT DRUM



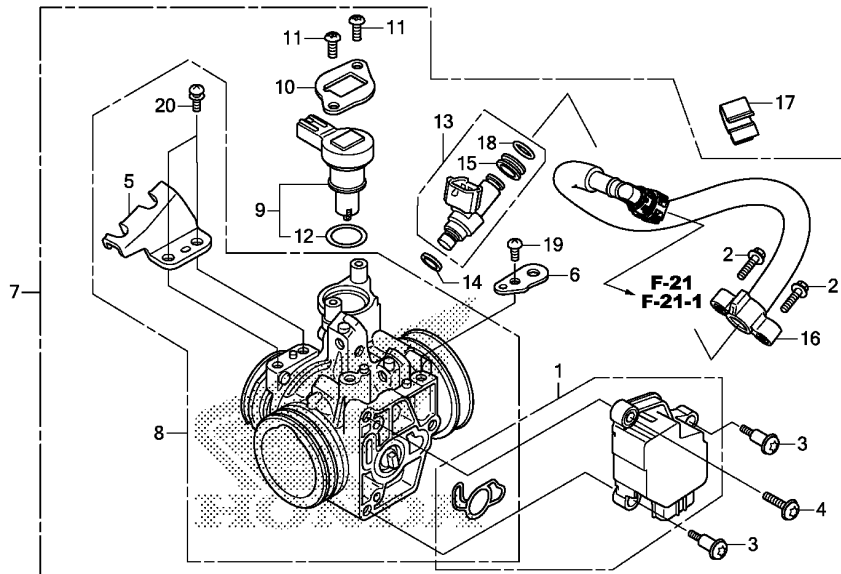
KZZEE1900

Ref. No.	L.O.N.	(Relative ref. Number) Description	F.R.T.
+ 7	2101P6	STOPPER OR SPRING, SHIFT DRUM (A) .....	1.7
		.NOTE: With middle cowling (10)	
9	210122	SPINDLE, GEARSHIFT .....	1.4
	2101P7	SPINDLE, GEARSHIFT(A) .....	1.7
		.NOTE: With middle cowling	
18	1101F9	OIL SEAL, GEARSHIFT SPINDLE ..	1.4
	1101S1	OIL SEAL, GEARSHIFT SPINDLE(A) ..	1.7
		.NOTE: With middle cowling	



E-23

THROTTLE BODY



FR.

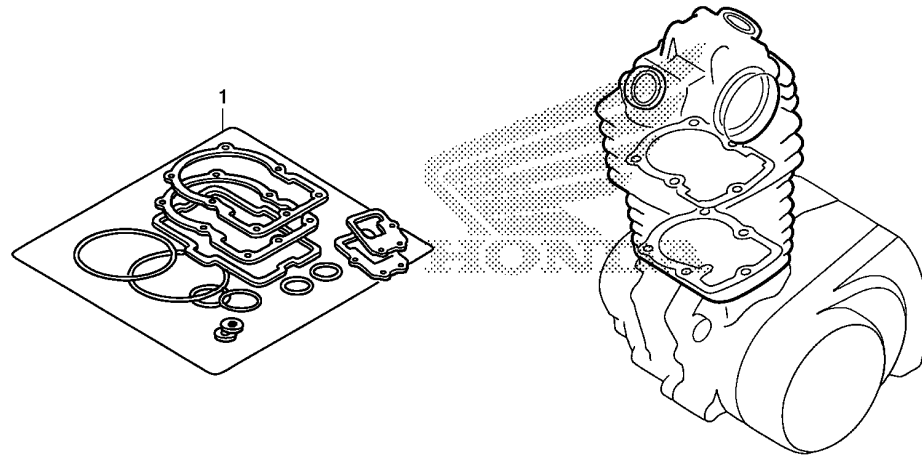
KZZEE2300

Ref. No.	L.O.N.	(Relative ref. Number) Description	F.R.T.
1	617115	SENSOR, THROTTLE	0.8
	6171E5	SENSOR, THROTTLE(A)	1.0
		.NOTE: With middle cowling	
7	311132	BODY ASSY., THROTTLE	0.7
	3111M8	BODY ASSY., THROTTLE(A)	0.9
		.NOTE: With middle cowling	
8	311130	BODY, THROTTLE	0.8
	3111S2	BODY, THROTTLE(A)	1.0
		.NOTE: With middle cowling	
9		(12)	
	3111N5	VALVE, IDLE AIR CONTROL	0.5
	3111S6	VALVE, IDLE AIR CONTROL(A)	0.7
		.NOTE: With middle cowling	
13		(14,18)	
	311145	INJECTOR, FUEL	0.6
	3111S1	INJECTOR, FUEL(A)	0.8
		.NOTE: With middle cowling	
16	310162	HOSE, FUEL FEED	0.5
	3101E5	HOSE, FUEL FEED(A)	0.7
		.NOTE: With middle cowling	

Ref. No.	Part No.	Description	Reqd. QTY				Serial No.	Parts catalogue code
			CRF250					
			L	LA	RL	RLA		
			H	H	H	H		
1	16060-KZZ-D21	SENSOR SET	1	1	1	1		
2	16080-KPH-701	BOLT, FLANGE, 5X20	2	2	2	2		
3	16081-KYJ-901	SCREW, TORX, 5X8.7	2	2	2	2		
4	16082-KYJ-901	SCREW, TORX, 5X17	1	1	1	1		
5	16169-MFR-671	STAY, WIRE	1	1	1	1		
6	16196-HP6-A01	STAY, HARNESS CLAMPER	1	1	1	1		
7	16400-KZZ-D21	BODY ASSY., THROTTLE(9QA A)	1	1	1	1		
8	16410-KZZ-D21	BODY SET	1	1	1	1		
9	16430-KYJ-901	VALVE SET, IDLE AIR CONTROL	1	1	1	1		
10	16432-MFE-641	PLATE, IDLE AIR CONTROL VALVE	1	1	1	1		
11	16433-HN8-A61	SCREW, TORX	2	2	2	2		
12	16435-HN8-A61	O-RING, 17.8X1.9	1	1	1	1		
13	16450-MFE-641	INJECTOR ASSY., FUEL	1	1	1	1		
14	16472-MCW-000	SEAL RING, INJECTOR	1	1	1	1		
15	16473-P7A-004	CUSHION RING, INJECTOR	1	1	1	1		
16	17526-KZZ-D21	HOSE COMP., FUEL FEED	1	1	1	1		
17	90611-KZZ-901	CLAMP, HOSE(BLACK)	1	1	1	1		
18	91301-P7A-004	O-RING, 7.8X1.9	1	1	1	1		
19	93500-05010-1H	SCREW, PAN, 5X10	1	1	1	1		
20	93892-05012-18	SCREW-WASHER, 5X12	2	2	2	2		

**EOP-1**

**GASKET KIT A**



KZZEX0100

Ref. L.O.N. (Relative ref. Number) F.R.T.  
No. Description

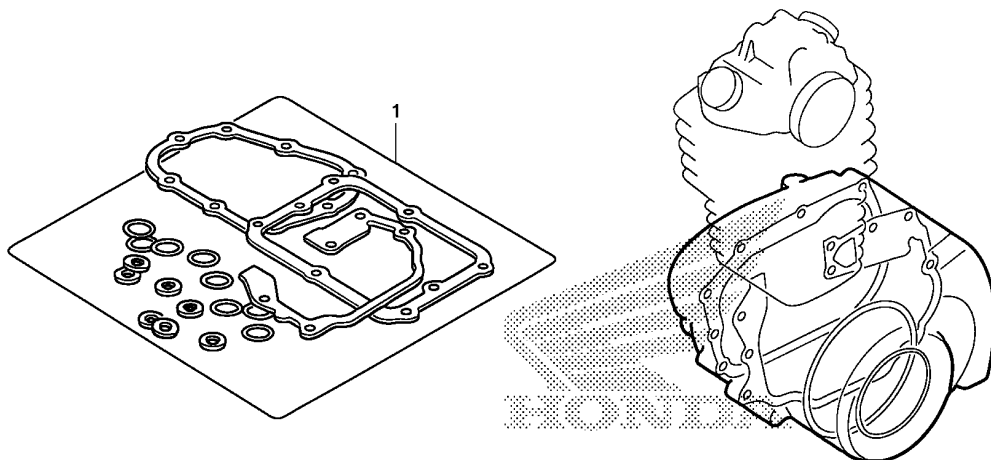
NO INFORMATION .....

Ref. No.	Part No.	Description	Reqd. QTY				Serial No.	Parts catalogue code
			L	LA	RL	RLA		
			H	H	H	H		
1	06111-KZZ-920	GASKET KIT A .....	1	1	-	1	-----	ED,U
	12191-KYJ-900	GASKET, CYLINDER .....	1	1	-	1	-----	ED,U
	12251-KYJ-901	GASKET, CYLINDER HEAD .....	1	1	-	1	-----	ED,U
	12391-KYJ-901	GASKET COMP., CYLINDER HEAD COVER	1	1	-	1	-----	ED,U
	14560-KGH-900	GASKET, TENSIONER LIFTER .....	1	1	-	1	-----	ED,U
	18291-MEB-670	GASKET, EX. PIPE .....	1	1	-	1	-----	ED,U
	90418-KYJ-900	WASHER, 12.2X17X1.5 .....	2	2	-	2	-----	ED,U
	90454-MC7-000	WASHER, SPECIAL, 12MM .....	1	1	-	1	-----	ED,U
	90543-MV9-670	RUBBER, MOUNTING .....	2	2	-	2	-----	ED,U
	91306-MG3-000	O-RING, 1.5X9.5 .....	1	1	-	1	-----	ED,U



EOP-2

GASKET KIT B



KZZEX0200

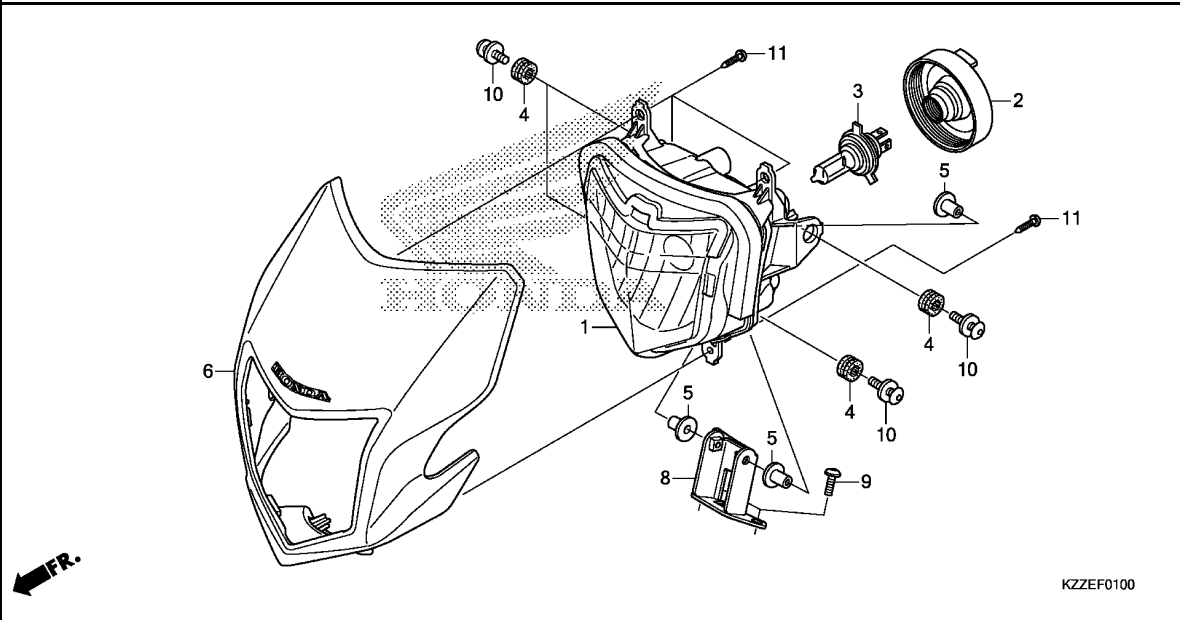
Ref. L.O.N. (Relative ref. Number) F.R.T.  
No. Description

NO INFORMATION .....

Ref. No.	Part No.	Description	Reqd. QTY				Serial No.	Parts catalogue code
			L	LA	RL	RLA		
			CRF250					
			H	H	H	H		
1	06112-KZZ-920	GASKET KIT B .....	1	1	-	1	-----	ED,U
	11394-KYJ-900	GASKET, R. CRANKCASE COVER ..	1	1	-	1	-----	ED,U
	11395-KYJ-900	GASKET, L. CRANKCASE COVER ..	1	1	-	1	-----	ED,U
	15119-KYJ-901	GASKET, OIL PUMP .....	1	1	-	1	-----	ED,U
	15412-KYJ-901	GASKET, OIL FILTER COVER .....	1	1	-	1	-----	ED,U
	19226-KYJ-901	GASKET, WATER PUMP COVER .....	1	1	-	1	-----	ED,U
	90443-KR0-000	WASHER, NEUTRAL SWITCH .....	1	1	-	1	-----	ED,U
	90463-ML7-000	WASHER, SEALING, 6.5MM .....	1	1	-	1	-----	ED,U
	91301-KYJ-901	O-RING, 11.8X1.9 .....	5	5	-	5	-----	ED,U
	91302-KYJ-901	O-RING, 9.8X2.4 .....	2	2	-	2	-----	ED,U
	91303-377-000	O-RING, 13.8X2.5 .....	1	1	-	1	-----	ED,U
	91307-035-000	O-RING, 18X3 .....	1	1	-	1	-----	ED,U
	91309-425-003	O-RING, 24.4X3.1(ARAI) .....	1	1	-	1	-----	ED,U
	91322-PT0-004	O-RING, 17.8X1.9(ARAI) .....	1	1	-	1	-----	ED,U
	91356-KWV-000	O-RING, 30MM .....	1	1	-	1	-----	ED,U
	94109-12000	WASHER, DRAIN PLUG, 12MM .....	1	1	-	1	-----	ED,U

# F-1

# HEADLIGHT(CRF250L/LA)



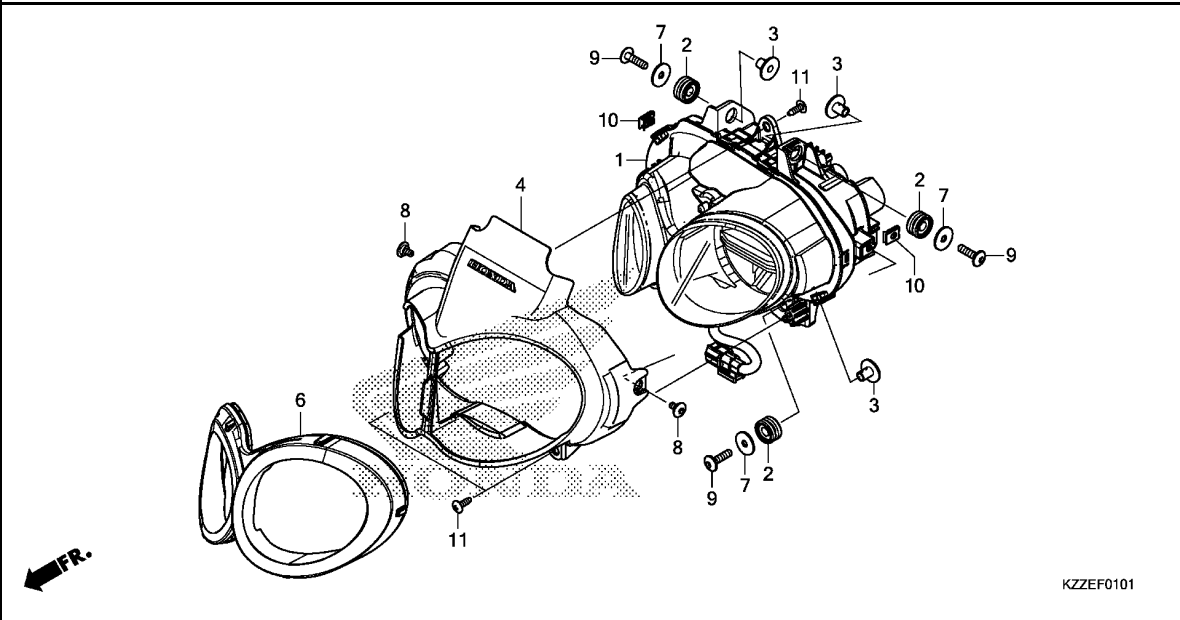
Ref. No.	L.O.N.	(Relative ref. Number) Description	F.R.T.
1	6161A7	HEADLIGHT UNIT .....	0.3
3		(2)	
	616118	BULB, HEADLIGHT .....	0.1
6	4111L3	COWL, FRONT CENTER .....	0.2

Ref. No.	Part No.	Description	Reqd. QTY				Serial No.	Parts catalogue code
			L	CRF250 LA	RL	RLA		
			H	H	H	H		
1	33110-KZZ-D11	HEADLIGHT UNIT .....	1	1	-	-		
2	33112-KWR-003	COVER, RUBBER .....	1	1	-	-		
3	34901-KWR-003	BULB, HEADLIGHT(H4) (12V 60/55W)(KOITO)	1	1	-	-		
4	61103-357-000	RUBBER, FR. FENDER MOUNTING	4	4	-	-		
5	61104-KZZ-900	COLLAR .....	3	3	-	-		
6	61140-KZZ-900ZD	VISOR SET, FR.(WL) *TYPE1*	1	1	-	-		
8	61330-KZZ-900	STAY, HEADLIGHT LOWER .....	1	1	-	-		
9	90006-KTW-900	BOLT, SPECIAL, 6X18 .....	2	2	-	-		
10	90104-KZZ-D20	BOLT-WASHER, SPECIAL, 6X22	4	4	-	-		
11	93913-25480	SCREW, TAPPING, 5X16(P0) .....	4	4	-	-		



F-1-1

HEADLIGHT(CRF250RL/RLA)



Ref. No.	L.O.N.	(Relative ref. Number) Description	F.R.T.
1	6161J4	HEADLIGHT UNIT(A)	0.5
4	413135	COVER, HEADLIGHT	0.3

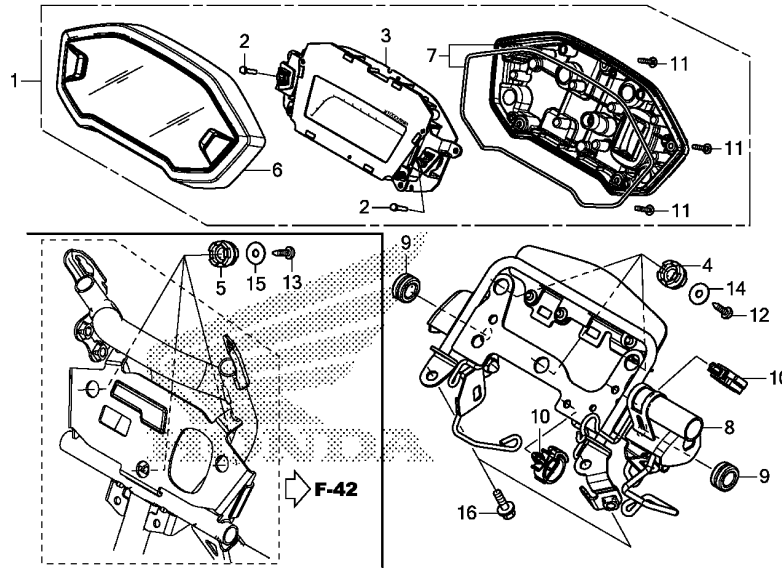
KZZEF0101

3

Ref. No.	Part No.	Description	Reqd. QTY				Serial No.	Parts catalogue code
			L	LA	RL	RLA		
1	33100-KZZ-J01	HEADLIGHT ASSY. ....	-	-	1	1		
2	61103-KZZ-J00	RUBBER, HEADLIGHT .....	-	-	4	4		
3	61104-KZZ-900	COLLAR .....	-	-	4	4		
4	61140-KZZ-J00ZA	COVER SET, HEADLIGHT(WL) *TYPE1*	-	-	1	1		
6	61146-KZZ-J00	RING, HEADLIGHT .....	-	-	1	1		
7	77302-KW7-900	WASHER, HEADLIGHT BRACKET MOUNTING	-	-	4	4		
8	90114-KPH-700	SCREW, SPECIAL, 5X11 .....	-	-	2	2		
9	90185-KZZ-J00	BOLT, SPECIAL, 6X24 .....	-	-	4	4		
10	90677-KAN-961	NUT, CLIP, 5MM .....	-	-	2	2		
11	93913-25480	SCREW, TAPPING, 5X16(P0) ....	-	-	3	3		

# F-2

# METER

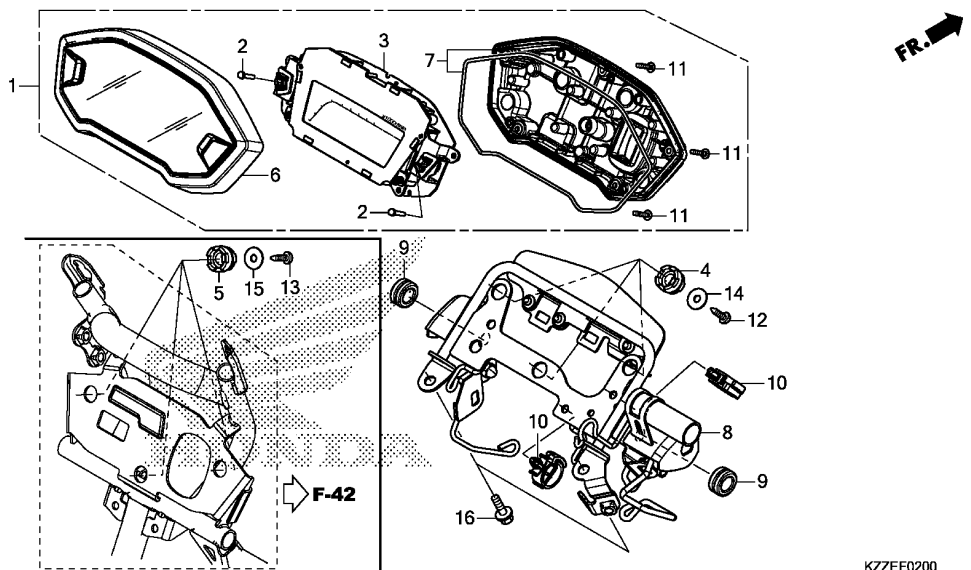


Ref. No.	L.O.N.	(Relative ref. Number) Description	F.R.T.
1	8121A1	METER ASSY., COMBINATION .....	0.3
3	8121A2	METER, COMBINATION .....	0.4
6	8121B4	CASE, METER :UPPER .....	0.3
7	8121B5	CASE, METER :LOWER .....	0.3
8	8121A4	BRACKET, METER .....	0.5

Ref. No.	Part No.	Description	Reqd. QTY				Serial No.	Parts catalogue code
			L	CRF250 LA	RL	RLA		
			H	H	H	H		
1	37100-KZZ-D21	METER ASSY., COMBINATION(KPH)	1	-	-	-		
	37100-KZZ-G41	METER ASSY., COMBINATION (KPH/MPH)	-	1	-	-	-----	ED
	37100-KZZ-G81	METER ASSY., COMBINATION(KPH)	-	1	-	-	-----	U
	37100-KZZ-J01	.....	-	-	1	-		
	37100-KZZ-J81	METER ASSY., COMBINATION (KPH/MPH)	-	-	-	1	-----	ED
	37100-KZZ-J71	METER ASSY., COMBINATION(KPH)	-	-	-	1	-----	KO,U
2	37104-MGZ-D00	KEY, TOP .....	2	2	2	2		
3	37130-KZZ-D21	METER COMP., LCD .....	1	-	-	-		
	37130-KZZ-G41	.....	-	1	-	-	-----	ED
	37130-KZZ-G81	.....	-	1	-	-	-----	U
	37130-KZZ-J01	.....	-	-	1	-		
	37130-KZZ-J81	.....	-	-	-	1	-----	ED
	37130-KZZ-J71	.....	-	-	-	1	-----	KO,U
4	37215-KZZ-D20	RUBBER, METER SETTING .....	3	3	-	-		
5	37215-KZZ-D20	RUBBER, METER SETTING .....	-	-	3	3		
6	37610-K26-901	CASE ASSY., UPPER .....	1	1	1	1		
7	37620-MGZ-A02	CASE ASSY., UNDER .....	1	1	1	1		
8	61315-KZZ-D20	STAY COMP., METER .....	1	-	-	-		
	61315-KZZ-G40	.....	-	1	-	-		
9	61328-MJ6-000	RUBBER, HEADLIGHT MOUNTING ..	2	2	-	-		
10	90652-KZZ-901	CLIP .....	2	2	-	-		
11	93903-22480	SCREW, TAPPING, 3X16 .....	6	6	6	6		
12	93913-25380	SCREW, TAPPING, 5X14(PO) ....	3	3	-	-		
13	93913-25380	SCREW, TAPPING, 5X14(PO) ....	-	-	3	3		
14	94103-05700	WASHER, PLAIN, 5MM .....	3	3	-	-		

F-2

METER

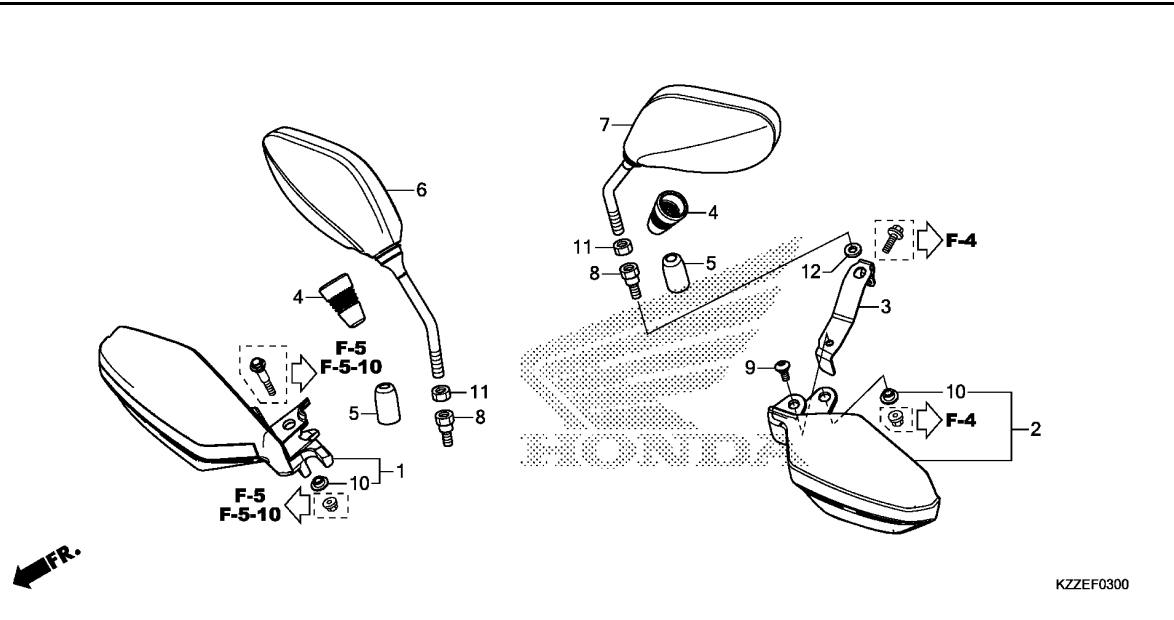


KZZEF0200

Ref. No.	Part No.	Description	Reqd. QTY				Serial No.	Parts catalogue code
			L	LA	RL	RLA		
15	94103-05700	WASHER, PLAIN, 5MM .....	-	-	3	3		
16	95701-08020-00	BOLT, FLANGE, 8X20 .....	2	2	-	-		

# F-3

# MIRROR/KNUCKLE GUARD



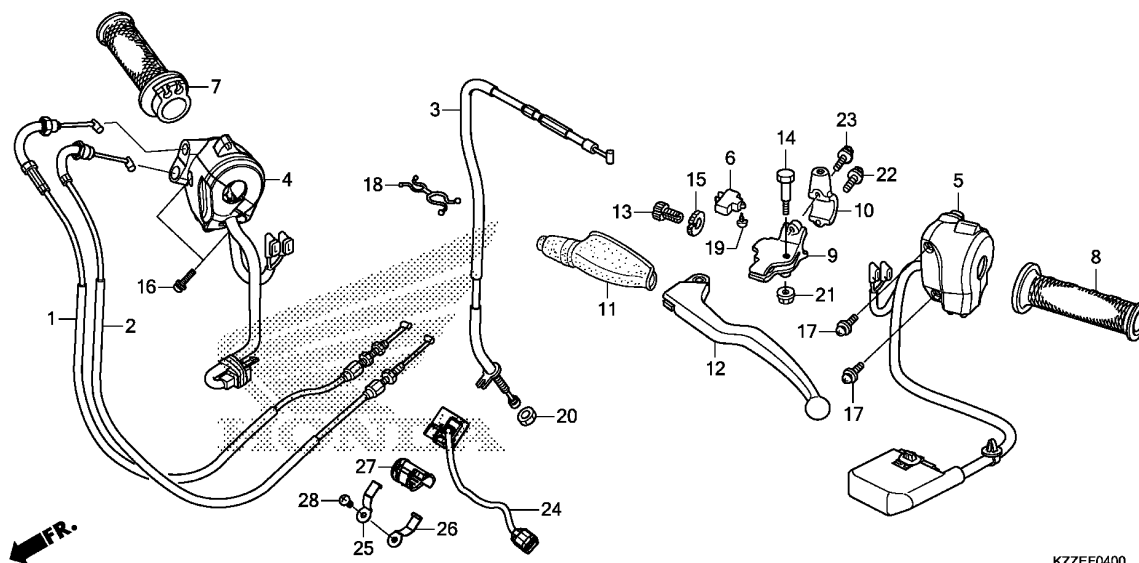
Ref. No.	L.O.N.	(Relative ref. Number) Description	F.R.T.
1	8101E3	GUARD, KNUCKLE :RIGHT	0.1
2	8101E2	GUARD, KNUCKLE :LEFT	0.1

Ref. No.	Part No.	Description	Reqd. QTY				Serial No.	Parts catalogue code
			L	LA	RL	RLA		
			H	H	H	H		
1	53800-KZZ-J00	GUARD, R. KNUCKLE	-	-	1	1		
2	53840-KZZ-J00	GUARD, L. KNUCKLE	-	-	1	1		
3	53841-KZZ-J00	STAY, L. KNUCKLE GUARD	-	-	1	1		
4	88114-KWN-900	BOOT, MIRROR	2	2	2	2		
5	88115-KWN-900	CAP, LOCK NUT	2	2	2	2		
6	88210-KWN-900	MIRROR COMP., R.	1	1	1	1		
7	88220-KWN-900	MIRROR COMP., L.	1	1	1	1		
8	90103-KZR-701	BOLT B, ADAPTER, 10MM	2	2	2	2		
9	90115-MGZ-J00	SCREW, SPECIAL, 6X14	-	-	1	1		
10	90127-KFO-770	COLLAR, 6X4	-	-	2	2		
11	90301-KWW-640	NUT, HEX., 10MM (LEFT HAND THREAD)	2	2	2	2		
12	94102-10700	WASHER, PLAIN, 10MM	-	-	1	1		



# F-4

# HANDLE LEVER/SWITCH/CABLE



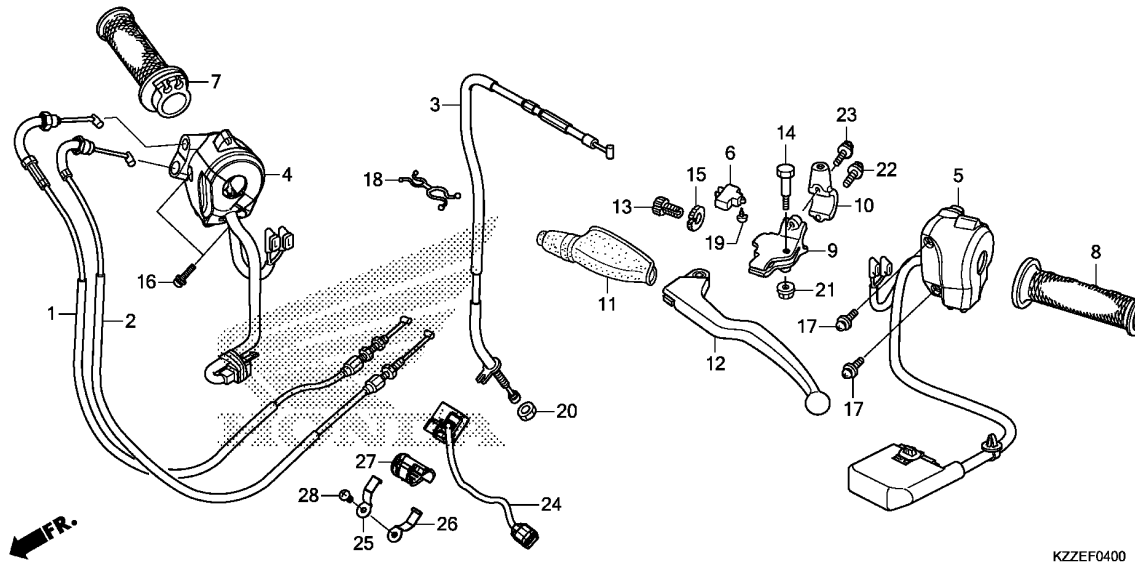
Ref. No.	L.O.N.	(Relative ref. Number) Description	F.R.T.
1		(2)	
811100		CABLE, THROTTLE .....	0.4
		.NOTE: Same time for two units	
8111D4		CABLE, THROTTLE(A) .....	0.7
		.NOTE: Same time for two units	
		.NOTE: With middle cowling	
3 811115		CABLE, CLUTCH .....	0.3
8111G3		CABLE, CLUTCH(A) .....	0.6
		.NOTE: With middle cowling	
4 6151D8		SWITCH, ENGINE STOP .....	0.5
6151F1		SWITCH, ENGINE STOP(A) .....	0.7
		.NOTE: With middle cowling	
5 615118		SWITCH, WINKER .....	0.4
6151G5		SWITCH, WINKER(A) .....	0.5
		.NOTE: With middle cowling	
6 6151A9		SWITCH, CLUTCH .....	0.1
7 810150		GRIP, THROTTLE .....	0.3
8101J5		GRIP, THROTTLE(A) .....	0.6
		.NOTE: With middle cowling	
8 8101C0		GRIP, HANDLE :LEFT .....	0.1
9 8101C8		BRACKET, HANDLE LEVER :LEFT ..	0.2
12 8101C6		LEVER, HANDLE :LEFT .....	0.1
		8101F5 LEVER, HANDLE :BOTH .....	0.2
24 6151L3		SWITCH, ABS CANCEL .....	0.3

KZZEF0400

Ref. No.	Part No.	Description	Reqd. QTY				Serial No.	Parts catalogue code
			L	CRF250	RL	RLA		
			H	H	H	H		
1	17910-KZZ-900	CABLE COMP. A, THROTTLE .....	1	1	-	-		
	17910-KZZ-J00	.....	-	-	1	1		
2	17920-KZZ-900	CABLE COMP. B, THROTTLE .....	1	1	-	-		
	17920-KZZ-J00	.....	-	-	1	1		
3	22870-KZZ-D20	CABLE COMP., CLUTCH .....	1	1	-	-		
	22870-KZZ-J00	.....	-	-	1	1		
4	35130-KZZ-D21	SWITCH ASSY., ENGINE STOP .....	1	1	-	-		
	35130-KZZ-J01	.....	-	-	1	1		
5	35200-KZZ-921	SWITCH ASSY., WINKER .....	1	1	-	-		
	35200-KZZ-J02	.....	-	-	1	1		
6	35330-MK5-003	SWITCH ASSY., CLUTCH .....	1	1	1	1		
7	53140-KZZ-900	GRIP COMP., THROTTLE .....	1	1	1	1		
8	53150-KZZ-900	GRIP, L. HANDLE .....	1	1	1	1		
9	53172-KZZ-900	BRACKET, L. HANDLE LEVER .....	1	1	1	1		
10	53174-KZZ-900	HOLDER, L. LEVER BRACKET .....	1	1	1	1		
11	53177-KZZ-900	COVER, L. HANDLE LEVER .....	1	1	1	1		
12	53178-KZZ-900	LEVER, L. HANDLE .....	1	1	1	1		
13	53192-268-000	BOLT, WIRE ADJUSTING .....	1	1	1	1		
14	90113-HA0-770	BOLT, HANDLE LEVER PIVOT .....	1	1	-	-		
	90113-KZZ-J00	.....	-	-	1	1		
15	90321-315-670	NUT, FIXING .....	1	1	1	1		
16	90507-MGZ-J00	SCREW-WASHER, 5X20 .....	2	2	2	2		
17	90508-KZZ-900	SCREW-WASHER, 5X16 .....	2	2	2	2		
18	90647-657-671	CLIP, PURSE LOCK .....	-	-	1	1		
19	93901-32320	SCREW, TAPPING, 3X12 .....	1	1	1	1		
20	94002-08000-0S	NUT, HEX., 8MM .....	1	1	1	1		

# F-4

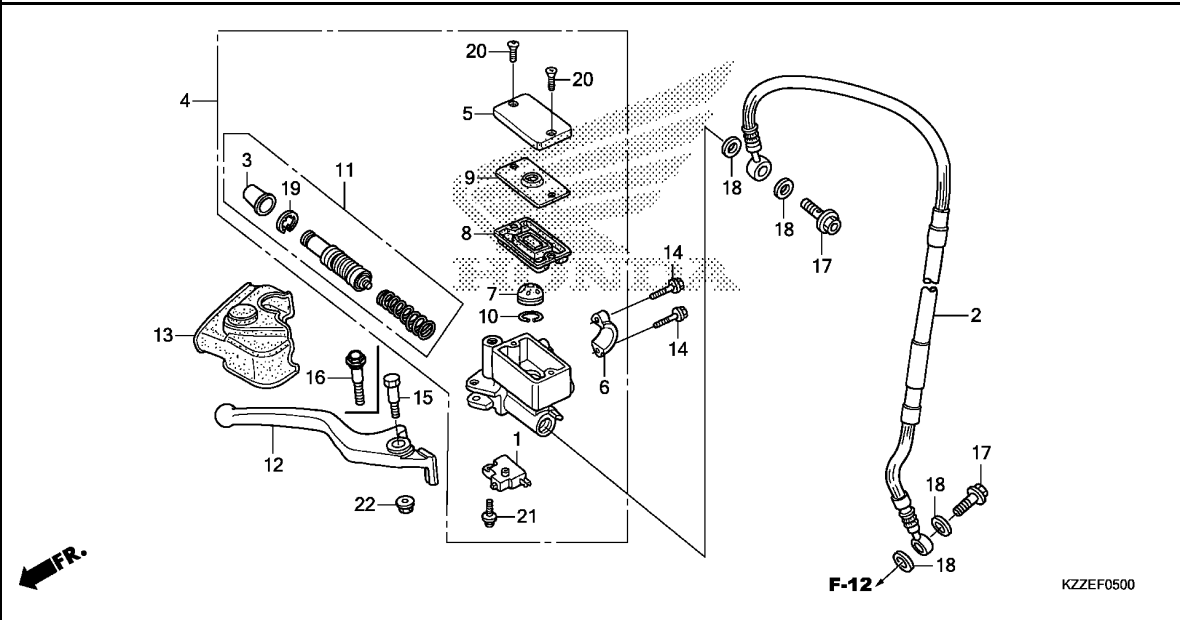
# HANDLE LEVER/SWITCH/CABLE



Ref. No.	Part No.	Description	Reqd. QTY				Serial No.	Parts catalogue code
			L	LA	RL	RLA		
			H	H	H	H		
21	94050-06070	NUT, FLANGE, 6MM .....	1	1	1	1		
22	96001-06020-07	BOLT, FLANGE, 6X20 .....	1	1	1	1		
23	96001-06020-07	BOLT, FLANGE, 6X20 .....	1	1	-	-		
	96001-06025-07	BOLT, FLANGE, 6X25 .....	-	-	1	1		
24	35240-KZZ-G41	SWITCH ASSY., RR. ABS CANCEL	-	1	-	-		
	35240-KZZ-J81	.....	-	-	-	1		
25	35241-KZZ-J80	CLAMPER A, ABS CANCEL SWITCH	-	1	-	1		
26	35242-KZZ-J80	CLAMPER B, ABS CANCEL SWITCH	-	1	-	1		
27	35243-KZZ-J80	RUBBER, ABS CANCEL SWITCH ...	-	1	-	1		
28	90112-MJK-N20	SCREW, 5X12 .....	-	1	-	1		

# F-5

## FRONT BRAKE MASTER CYLINDER(CRF250L/RL)



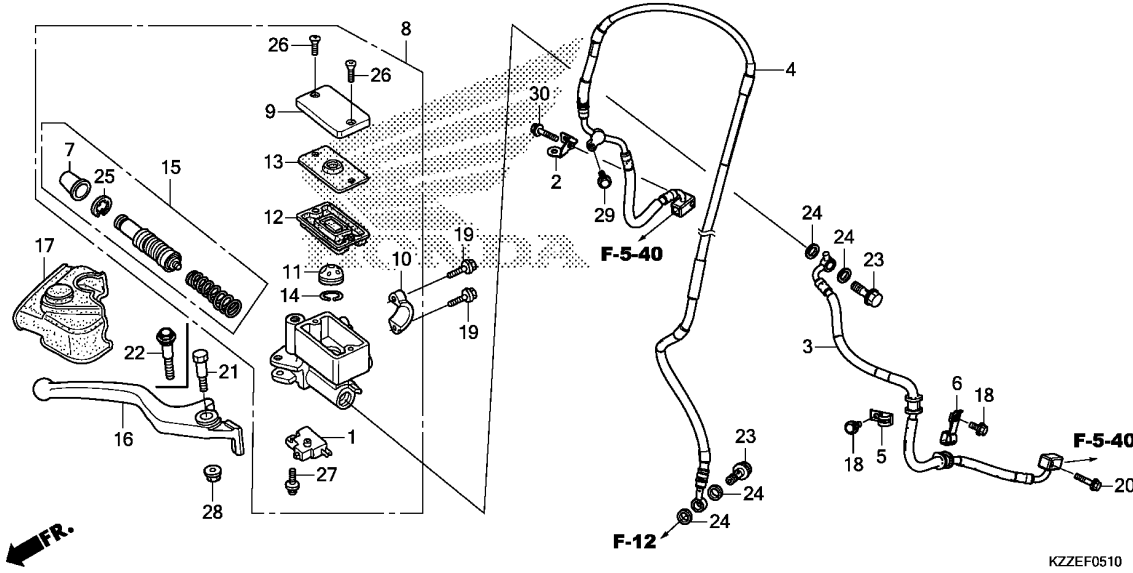
Ref. No.	L.O.N.	(Relative ref. Number) Description	F.R.T.
1	6151B2	SWITCH, FRONT STOP .....	0.1
2	7121A0	HOSE, FRONT BRAKE .....	0.4
		.INCLUDES: Bleed brakes	
4	712105	CYLINDER, FRONT BRAKE MASTER .....	0.4
		.INCLUDES: Bleed brakes	
8	7121G6	DIAPHRAGM, FRONT BRAKE MASTER .....	0.1
11	7121G9	PISTON SET, FRONT BRAKE MASTER .....	0.4
		.INCLUDES: Bleed brakes	
12	8101C7	LEVER, HANDLE :RIGHT .....	0.1
	8101F5	LEVER, HANDLE :BOTH .....	0.2

3

Ref. No.	Part No.	Description	Reqd. QTY				Serial No.	Parts catalogue code
			L	LA	RL	RLA		
			H	H	H	H		
1	35340-MGS-D31	SWITCH ASSY., FR. STOP .....	1	-	1	-		
2	45125-KZZ-901	HOSE COMP., FR. BRAKE .....	1	-	-	-		
	45124-KZZ-J01	.....	-	-	1	-		
3	45504-410-003	BOOT COMP. ....	1	-	1	-		
4	45510-KZZ-901	CYLINDER SUB ASSY., FR. BRAKE MASTER(NISSIN) .....	1	-	1	-		
5	45513-HA2-006	CAP, MASTER CYLINDER .....	1	-	1	-		
6	45517-166-006	HOLDER, MASTER CYLINDER .....	1	-	1	-		
7	45518-MEN-J01	SEPARATOR COMP. ....	1	-	1	-		
8	45520-MG7-006	DIAPHRAGM .....	1	-	1	-		
9	45521-HA2-006	PLATE, DIAPHRAGM .....	1	-	1	-		
10	45523-KA3-731	RING .....	1	-	1	-		
11	45530-471-831	CYLINDER SET, MASTER .....	1	-	1	-		
12	53175-KZZ-900	LEVER, R. STEERING HANDLE ...	1	-	1	-		
13	53176-KZZ-901	COVER, R. HANDLE LEVER .....	1	-	-	-		
14	90013-GHB-660	BOLT, FLANGE, 6X22 .....	2	-	2	-		
15	90114-166-006	BOLT, HANDLE LEVER PIVOT ....	1	-	-	-		
16	90114-KZZ-J01	BOLT, LEVER PIVOT .....	-	-	1	-		
17	90145-MS9-612	BOLT, OIL, 10X22 .....	2	-	2	-		
18	90545-300-000	WASHER, OIL BOLT .....	4	-	4	-		
19	90651-MA5-671	CIRCLIP .....	1	-	1	-		
20	93600-04012-1G	SCREW, FLAT, 4X12 .....	2	-	2	-		
21	93893-04012-17	SCREW-WASHER, 4X12 .....	1	-	1	-		
22	94050-06000	NUT, FLANGE, 6MM .....	1	-	1	-		

# F-5-10

# FRONT BRAKE MASTER CYLINDER(CRF250LA/RLA)



Ref. No.	L.O.N.	(Relative ref. Number) Description	F.R.T.
1	6151B2	SWITCH, FRONT STOP .....	0.1
3	712127	HOSE A, FRONT BRAKE .....	0.5
		.INCLUDES: Bleed brakes	
	7121T6	HOSE A, FRONT BRAKE(A) .....	0.6
		.INCLUDES: Bleed brakes	
		.NOTE: With middle cowling	
4	7121L5	HOSE D, FRONT BRAKE .....	0.4
		.INCLUDES: Bleed brakes	
	7121T4	HOSE D, FRONT BRAKE(A) .....	0.6
		.INCLUDES: Bleed brakes	
		.NOTE: With middle cowling	
8	712105	CYLINDER, FRONT BRAKE MASTER .....	0.4
		.INCLUDES: Bleed brakes	
12	7121G6	DIAPHRAGM, FRONT BRAKE MASTER CYLINDER .....	0.1
15	7121G9	PISTON SET, FRONT BRAKE MASTER .....	0.4
		.INCLUDES: Bleed brakes	
16	8101C7	LEVER, HANDLE :RIGHT .....	0.1
	8101F5	LEVER, HANDLE :BOTH .....	0.2

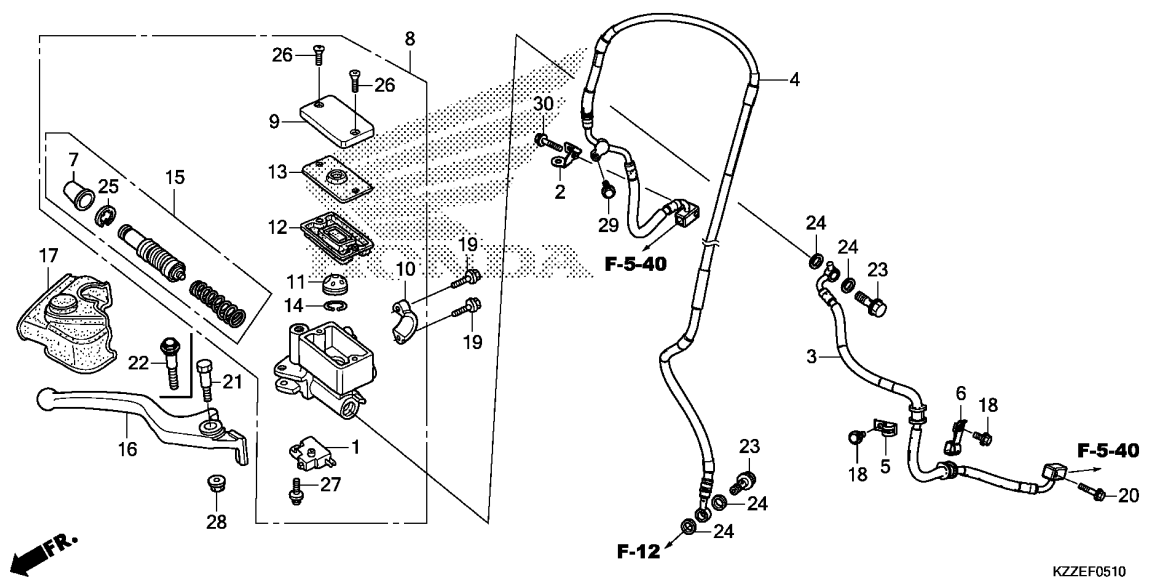
Ref. No.	Part No.	Description	Reqd. QTY				Serial No.	Parts catalogue code
			L	CRF250 LA	RL	RLA		
1	35340-MGS-D31	SWITCH ASSY., FR. STOP .....	-	1	-	1		
2	38526-KZZ-J80	STAY, FR. SPEED SENSOR CORD .....	-	1	-	1		
3	45124-KZZ-G41	HOSE COMP. A, FR. BRAKE .....	-	1	-	-		
	45124-KZZ-J81	.....	-	-	-	1		
4	45127-KZZ-G41	HOSE COMP. D, FR. BRAKE .....	-	1	-	-		
	45127-KZZ-J81	.....	-	-	-	1		
5	45181-KZZ-G40	CLAMPER, FR. BRAKE HOSE .....	-	1	-	-		
	45181-KZZ-J80	.....	-	-	-	1		
6	45182-KZZ-J80	CLAMPER B, FR. BRAKE HOSE ...	-	1	-	1		
7	45504-410-003	BOOT COMP. ....	-	1	-	1		
8	45510-KZZ-901	CYLINDER SUB ASSY., FR. BRAKE MASTER(NISSIN)	-	1	-	1		
9	45513-HA2-006	CAP, MASTER CYLINDER .....	-	1	-	1		
10	45517-166-006	HOLDER, MASTER CYLINDER .....	-	1	-	1		
11	45518-MEN-J01	SEPARATOR COMP. ....	-	1	-	1		
12	45520-MG7-006	DIAPHRAGM .....	-	1	-	1		
13	45521-HA2-006	PLATE, DIAPHRAGM .....	-	1	-	1		
14	45523-KA3-731	RING .....	-	1	-	1		
15	45530-471-831	CYLINDER SET, MASTER .....	-	1	-	1		
16	53175-KZZ-900	LEVER, R. STEERING HANDLE ...	-	1	-	1		
17	53176-KZZ-901	COVER, R. HANDLE LEVER .....	-	1	-	-		
18	96001-06012-00	BOLT, FLANGE, 6X12 .....	-	2	-	-		
	90013-GHB-610	.....	-	-	-	2		
19	90013-GHB-660	BOLT, FLANGE, 6X22 .....	-	2	-	2		
20	90013-GHB-670	BOLT, FLANGE, 6X25 .....	-	1	-	1		





# F-5-10

# FRONT BRAKE MASTER CYLINDER(CRF250LA/RLA)

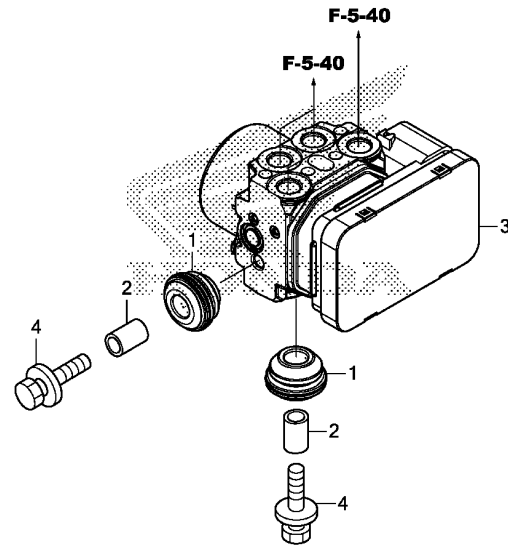


Ref. No.	Part No.	Description	Reqd. QTY				Serial No.	Parts catalogue code
			L	LA	RL	RLA		
			H	H	H	H		
21	90114-166-006	BOLT, HANDLE LEVER PIVOT	-	1	-	-		
22	90114-KZZ-J01	BOLT, LEVER PIVOT	-	-	-	1		
23	90145-MS9-612	BOLT, OIL, 10X22	-	2	-	2		
24	90545-300-000	WASHER, OIL BOLT	-	4	-	4		
25	90651-MA5-671	CIRCLIP	-	1	-	1		
26	93600-04012-16	SCREW, FLAT, 4X12	-	2	-	2		
27	93893-04012-17	SCREW-WASHER, 4X12	-	1	-	1		
28	94050-06000	NUT, FLANGE, 6MM	-	1	-	1		
29	96001-06018-07	BOLT, FLANGE, 6X18	-	1	-	1		
30	96001-06028-07	BOLT, FLANGE, 6X28	-	1	-	1		

3

# F-5-20

# ABS MODULATOR



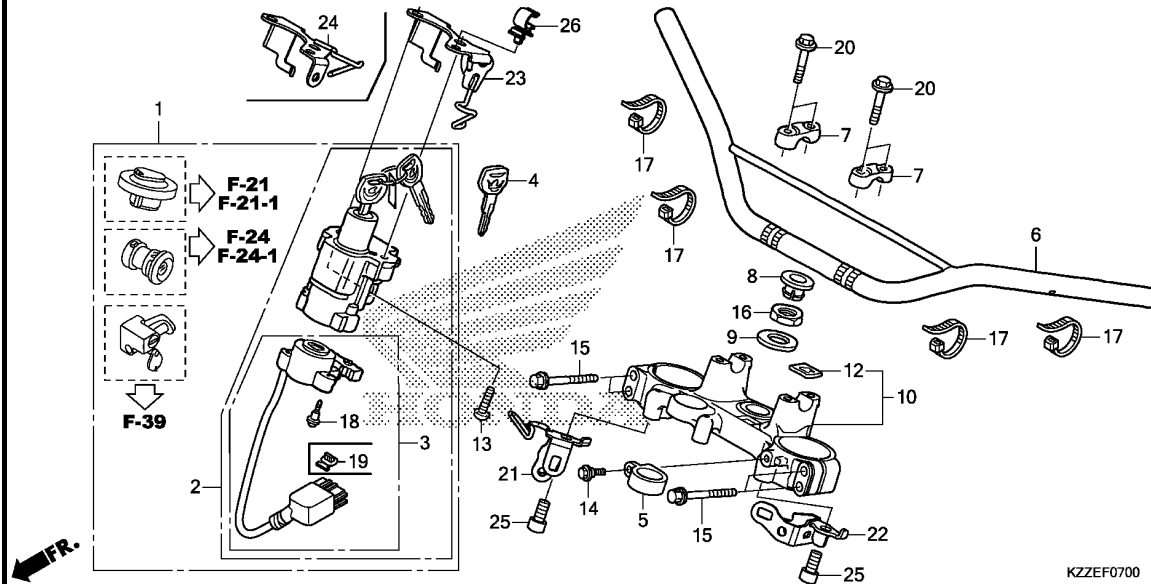
Ref. No.	L.O.N.	(Relative ref. Number) Description	F.R.T.
3	7111H1	MODULATOR, ABS ..... .INCLUDES: Bleed brakes	1.1
	7111Q6	MODULATOR, ABS(A) ..... .INCLUDES: Bleed brakes .NOTE: With middle cowling	1.3

Ref. No.	Part No.	Description	Reqd. QTY				Serial No.	Parts catalogue code
			L	LA	RL	RLA		
			H	H	H	H		
1	57101-MER-D21	RUBBER, MOUNTING .....	-	2	-	2		
2	57103-SDA-003	COLLAR .....	-	2	-	2		
3	57110-KZZ-J82	MODULATOR ASSY., ABS .....	-	1	-	1		
4	93404-06025-00	BOLT-WASHER, 6X25 .....	-	2	-	2		



# F-7

# HANDLE PIPE/TOP BRIDGE

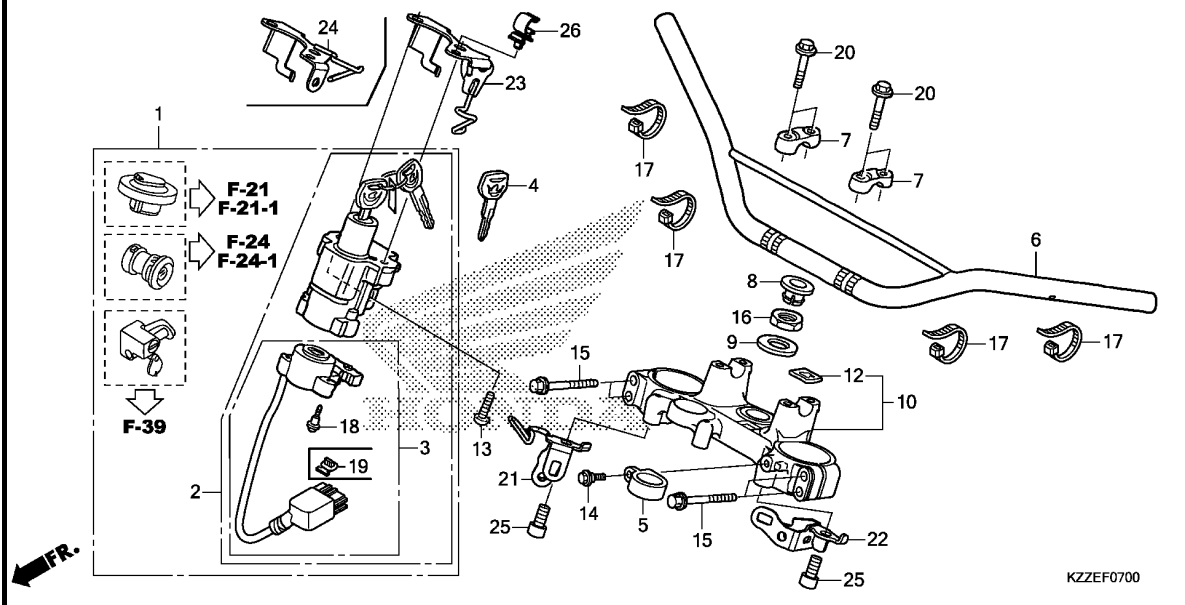


Ref. No.	L.O.N.	(Relative ref. Number) Description	F.R.T.
1	6151A1	KEY SET .....	1.4
2	615145	SWITCH, COMBINATION & LOCK ...	1.1
3	6151C2	BASE, CONTACT .....	0.9
6	810100	PIPE, STEERING HANDLE .....	0.4
10	510110	BRIDGE, FORK TOP .....	1.0

Ref. No.	Part No.	Description	Reqd. QTY					Serial No.	Parts catalogue code
			L	CRF250	LA	RL	RLA		
			H	H	H	H	H		
1	35010-KZZ-D20	KEY SET .....	1	1	-	-			
	35010-KZZ-J00	.....	-	-	1	1			
2	35100-KZZ-D21	SWITCH ASSY., COMBINATION & LOCK	1	1	-	-			
	35100-KZZ-J01	.....	-	-	1	1			
3	35101-KZZ-901	BASE COMP., CONTACT .....	1	1	-	-			
	35101-KZZ-J01	.....	-	-	1	1			
4	35121-MAS-G01	KEY, BLANK .....	(1)	(1)	(1)	(1)			
5	45468-KZZ-J80	GUIDE, FR. BRAKE HOSE .....	1	1	1	1			
6	53100-KZZ-J00	PIPE, STEERING HANDLE .....	1	1	1	1			
7	53131-KZZ-900	HOLDER, UPPER .....	2	2	-	-			
	53131-KZZ-A20	.....	-	-	2	2			
8	53208-KCH-900	CAP, STEERING STEM .....	1	1	1	1			
9	53215-GF8-000	WASHER, DUST SEAL .....	1	1	1	1			
10	53300-KZZ-J00ZA	BRIDGE COMP., FORK TOP							
	*NH146M*	ACCURATE SILVER METALLIC	1	1	-	-			
	53300-KZZ-J00ZC	*NH303M*	-	-	1	1			
		MAT AXIS GRAY METALLIC							
12	86150-KPG-901	EMBLEM, PRODUCT(MARUI) .....	1	1	1	1			
13	90107-MBG-000	BOLT, ONE-WAY, 8MM .....	2	2	2	2			
14	90113-KZZ-900	BOLT, FLANGE, 6MM .....	1	1	1	1			
15	90155-KZZ-J00	BOLT, FLANGE, 8X45 .....	4	4	4	4			
16	90304-425-000	NUT, STEERING STEM .....	1	1	1	1			
17	90650-KW3-000	BAND, WIRE .....	4	4	4	4			
18	91059-KY2-711	SCREW, TAPPING, 3X16 .....	3	3	3	3			

# F-7

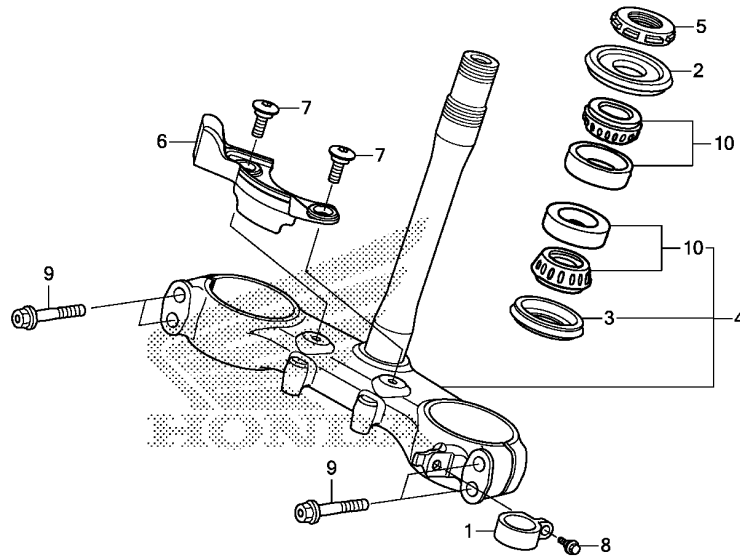
# HANDLE PIPE/TOP BRIDGE



Ref. No.	Part No.	Description	Reqd. QTY				Serial No.	Parts catalogue code
			L	LA	RL	RLA		
19	91533-S04-003	CLIP, COUPLER(NATURAL) .....	1	1	-	-		
20	96300-08035-00	BOLT, FLANGE, 8X35 .....	4	4	4	4		
21	17915-KZZ-J00	STAY, THROTTLE CABLE(A) .....	-	-	1	1		
22	22875-KZZ-J00	STAY COMP., FR. HARNESS CLIP .....	-	-	1	1		
23	61325-KZZ-G40	GUIDE, CLUTCH CABLE .....	1	1	-	-		
24	61325-KZZ-J00	GUIDE, CLUTCH CABLE .....	-	-	1	1		
25	96600-08016-07	BOLT, SOCKET, 8X16 .....	-	-	2	2		
26	90652-HL4-A01	CLIP .....	-	1	-	1		

# F-9

# STEERING STEM

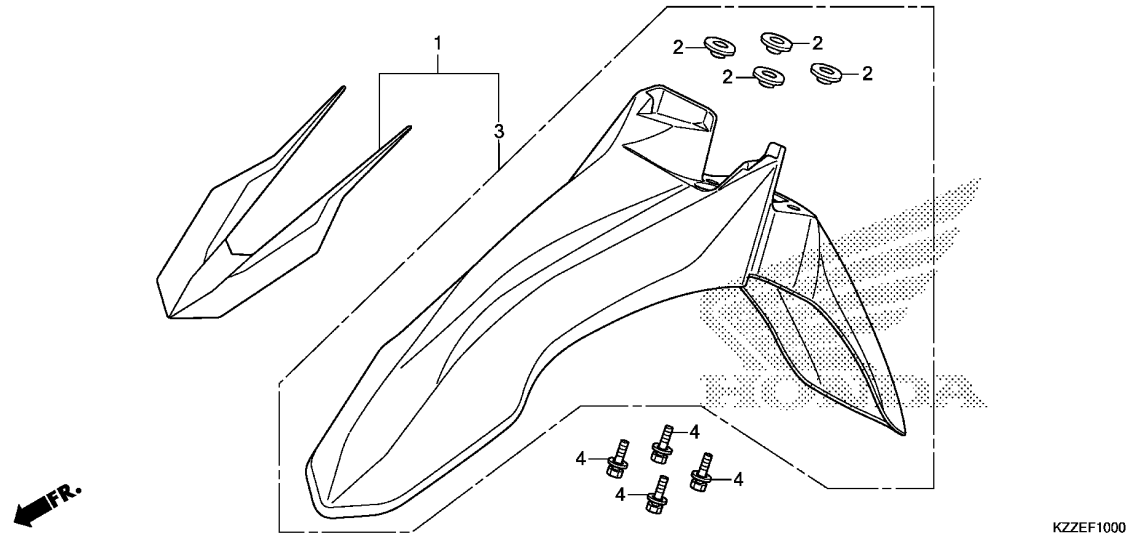


Ref. No.	L.O.N.	(Relative ref. Number) Description	F.R.T.
4	510100	STEM OR SHAFT ASSY., STEERING (2)	1.4
5	5101B2	THREAD, STEERING HEAD TOP .... (3)	1.2
10	5101B6	BEARING, HEAD PIPE :UPPER ....	1.4
	5101B7	BEARING, HEAD PIPE :LOWER ....	1.6
	5101C7	BEARING, HEAD PIPE :BOTH .....	1.6

Ref. No.	Part No.	Description	Reqd. QTY				Serial No.	Parts catalogue code
			L	LA	RL	RLA		
			H	H	H	H		
1	45468-KZZ-J80	GUIDE, FR. BRAKE HOSE .....	1	1	1	1		
2	53214-KZZ-901	DUST SEAL, STEERING UPPER ...	1	1	1	1		
3	53214-MCJ-751	DUST SEAL, STEERING HEAD(ARAI)	1	1	1	1		
4	53219-KZZ-900	STEM SUB ASSY., STEERING ....	1	1	-	-		
	53219-KZZ-A20	.....	-	-	1	1		
5	53229-MN1-650	THREAD, STEERING HEAD TOP ...	1	1	1	1		
6	61150-KZZ-J00	COVER, HEAD PIPE .....	-	-	1	1		
7	90001-K04-930	BOLT, SOCKET, 6X18 .....	-	-	2	2		
8	90113-KZZ-900	BOLT, FLANGE, 6MM .....	1	1	1	1		
9	90155-KZZ-J00	BOLT, FLANGE, 8X45 .....	4	4	4	4		
10	91015-425-831	BEARING, HEAD PIPE UPPER(NTN)	2	2	2	2		

# F-10

# FRONT FENDER



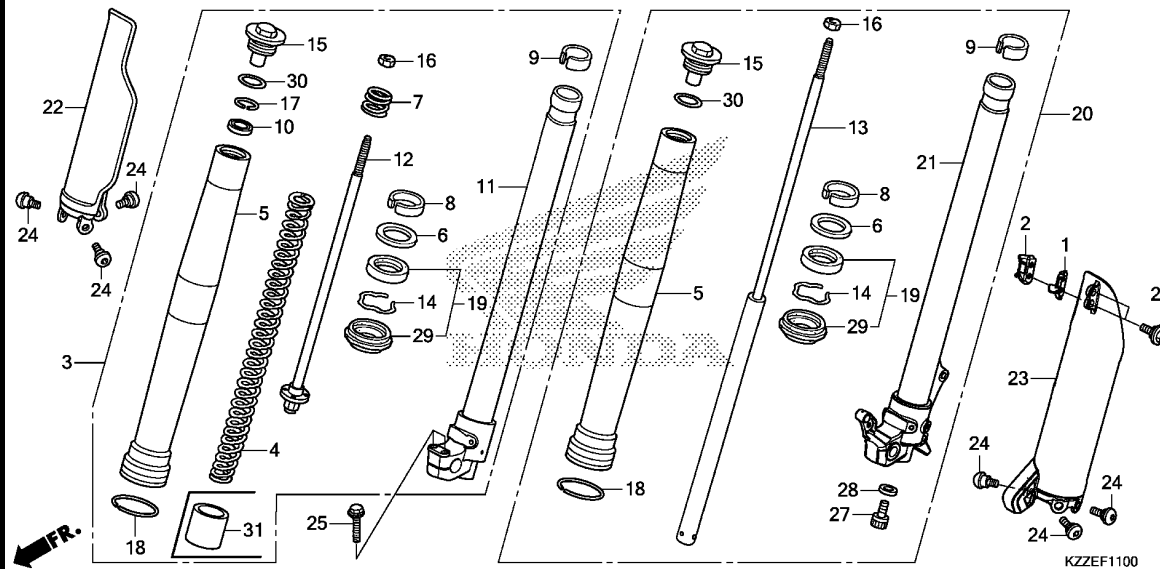
Ref. No.	L.O.N.	(Relative ref. Number) Description	F.R.T.
1	4131B7	(3) FENDER, FRONT .....	0.1

3

Ref. No.	Part No.	Description	Reqd. QTY				Serial No.	Parts catalogue code
			L	LA	RL	RLA		
1	61000-KZZ-J00ZB	FENDER SET, FR.(WL) *TYPE1*.....	-	-	1	1		
2	61101-KZZ-900	COLLAR, FR. FENDER .....	4	4	4	4		
3	61200-KZZ-900ZB	FENDER SUB ASSY., FR. *R292R*.....EXTREME RED	1	1	-	-		
4	93404-06020-00	BOLT-WASHER, 6X20 .....	4	4	4	4		

# F-11

# FRONT FORK



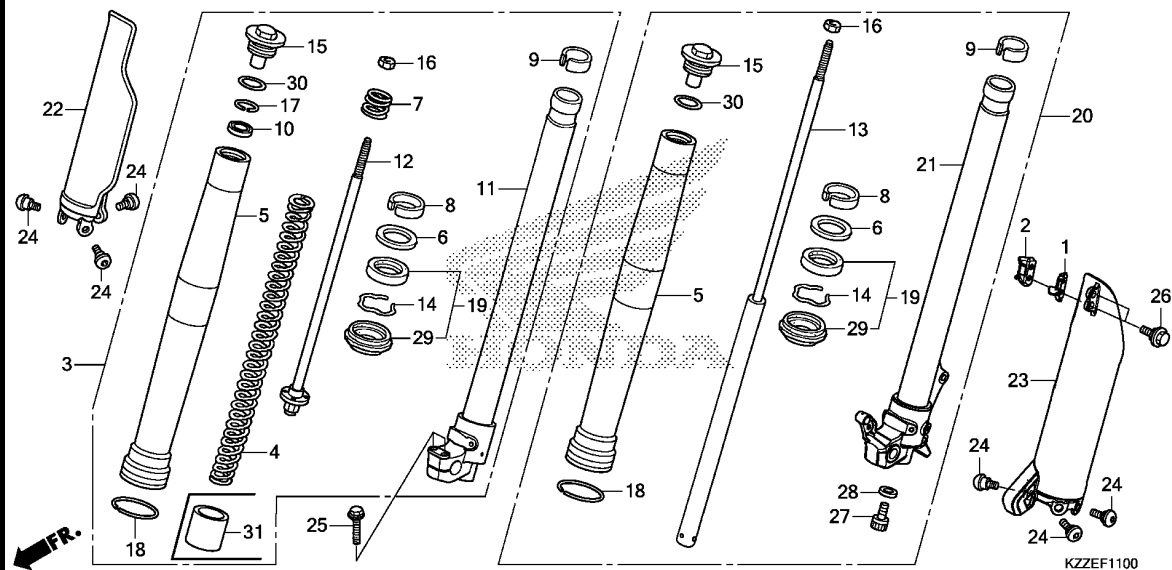
Ref. No.	L.O.N.	(Relative ref. Number) Description	F.R.T.
3	5111C3	FORK ASSY., FRONT :RIGHT	0.4
4		(12)	
	5111C6	SPRING, FRONT FORK :RIGHT	0.5
5	5111C8	TUBE, OUTER :LEFT	0.6
	5111C9	TUBE, OUTER :RIGHT	0.6
	5111D0	TUBE, OUTER :BOTH	1.1
11	5111D5	PIPE, SLIDE :RIGHT	0.6
13	5111D8	DAMPER, FRONT FORK :LEFT	0.5
19		(8,9)	
	5111E7	SEAL SET, FRONT FORK :LEFT	0.6
	5111E8	SEAL SET, FRONT FORK :RIGHT	0.6
	5111E9	SEAL SET, FRONT FORK :BOTH	1.1
20	5111C2	FORK ASSY., FRONT :LEFT	0.4
	5111C4	FORK ASSY., FRONT :BOTH	0.5
21	5111D4	PIPE, SLIDE :LEFT	0.6
	5111D6	PIPE, SLIDE :BOTH	1.1
22	5111F5	PROTECTOR, FRONT FORK :RIGHT	0.2
23	5111F4	PROTECTOR, FRONT FORK :LEFT	0.3
	5111H6	PROTECTOR, FRONT FORK :BOTH	0.3

Ref. No.	Part No.	Description	Reqd. QTY				Serial No.	Parts catalogue code
			L	CRF250	RLA			
			H	LA	H	H		
1	45461-KZZ-J00	CLAMPER A, BRAKE HOSE	1	-	1	-		
	45461-KZZ-J80	.....	-	1	-	1		
2	45462-KZZ-J00	CLAMPER B, BRAKE HOSE	1	-	1	-		
	45462-KZZ-J80	.....	-	1	-	1		
3	51400-KZZ-D21	FORK ASSY., R. FR.(SHOWA)	1	1	-	-		
	51400-KZZ-J01	.....	-	-	1	1		
4	51401-KZZ-D21	SPRING, FR. FORK	1	1	-	-		
	51401-KZZ-J01	.....	-	-	1	1		
5	51410-KZZ-D21	TUBE, OUTER	2	2	-	-		
	51410-KZZ-J01	.....	-	-	2	2		
6	51412-KA4-711	RING, BACK UP	2	2	2	2		
7	51412-KZZ-901	SPRING, REBOUND	1	1	1	1		
8	51414-MFN-D01	BUSH, GUIDE	2	2	2	2		
9	51415-MGP-D01	BUSH, SLIDER	2	2	2	2		
10	51419-KZZ-901	SEAT, STOPPER	1	1	1	1		
11	51425-KZZ-D21	PIPE COMP., R. SLIDE	1	1	-	-		
	51425-KZZ-J01	.....	-	-	1	1		
12	51426-KZZ-901	ROD COMP.	1	1	1	1		
13	51430-KZZ-D21	DAMPER COMP., FR.	1	1	-	-		
	51430-KZZ-J01	.....	-	-	1	1		
14	51447-KA4-711	RING, OIL SEAL STOPPER(SHOWA)	2	2	2	2		
15	51450-KZZ-901	BOLT COMP., FR. FORK	2	2	2	2		
16	51451-MAJ-G41	NUT, HEX., 10MM	2	2	2	2		
17	51456-KZZ-901	RING, STOPPER	1	1	1	1		
18	51476-MFB-003	RING, WEAR	2	2	2	2		
19	51490-KZZ-J01	SEAL SET, FR. FORK	2	2	2	2		



# F-11

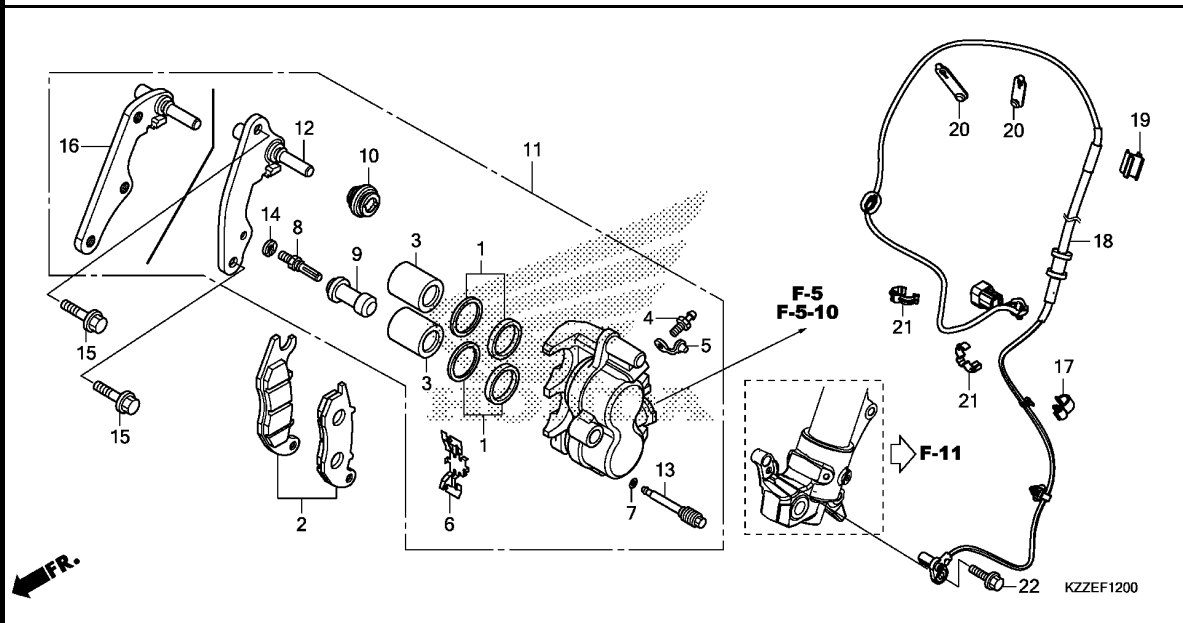
# FRONT FORK



Ref. No.	Part No.	Description	Reqd. QTY				Serial No.	Parts catalogue code
			L	CRF250	RLA			
			H	LA	H	H		
20	51500-KZZ-D21	FORK ASSY., L. FR.(SHOWA) ...	1	-	-	-		
	51500-KZZ-G41	.....	-	1	-	-		
	51500-KZZ-J01	.....	-	-	1	-		
	51500-KZZ-J81	.....	-	-	-	1		
21	51426-KZZ-D21	PIPE COMP., L. SLIDE .....	1	-	-	-		
	51426-KZZ-G41	.....	-	1	-	-		
	51426-KZZ-J01	.....	-	-	1	-		
	51426-KZZ-J81	.....	-	-	-	1		
22	51610-KZZ-D20ZC	PROTECTOR, R. FR. FORK						
		*TYPE3*	1	1	-	-		
	51610-KZZ-D20ZA	*TYPE1*	-	-	1	1		
23	51620-KZZ-D20ZC	PROTECTOR, L. FR. FORK						
		*TYPE3*	1	-	-	-		
	51620-KZZ-J80ZC	*TYPE3*	-	1	-	-		
	51620-KZZ-D20ZA	*TYPE1*	-	-	1	-		
	51620-KZZ-J80ZA	*TYPE1*	-	-	-	1		
24	90106-KZZ-900	BOLT, PROTECTOR(6MM)	6	6	6	6		
25	90107-MGE-000	BOLT, FLANGE, 8X40 .....	2	2	2	2		
26	90113-KZZ-900	BOLT, FLANGE, 6MM .....	2	2	2	2		
27	90116-KV3-701	BOLT, SOCKET, 8MM(SHOWA) ....	1	1	1	1		
28	90544-283-000	WASHER, SPECIAL, 8MM(SHOWA) -	1	1	1	1		
29	91254-ML3-791	SEAL, DUST .....	2	2	2	2		
30	91356-KZ3-003	O-RING, 44.7X2.4 .....	2	2	2	2		
31	51402-KZZ-J01	COLLAR, SPRING .....	-	-	1	1		

# F-12

# FRONT BRAKE CALIPER



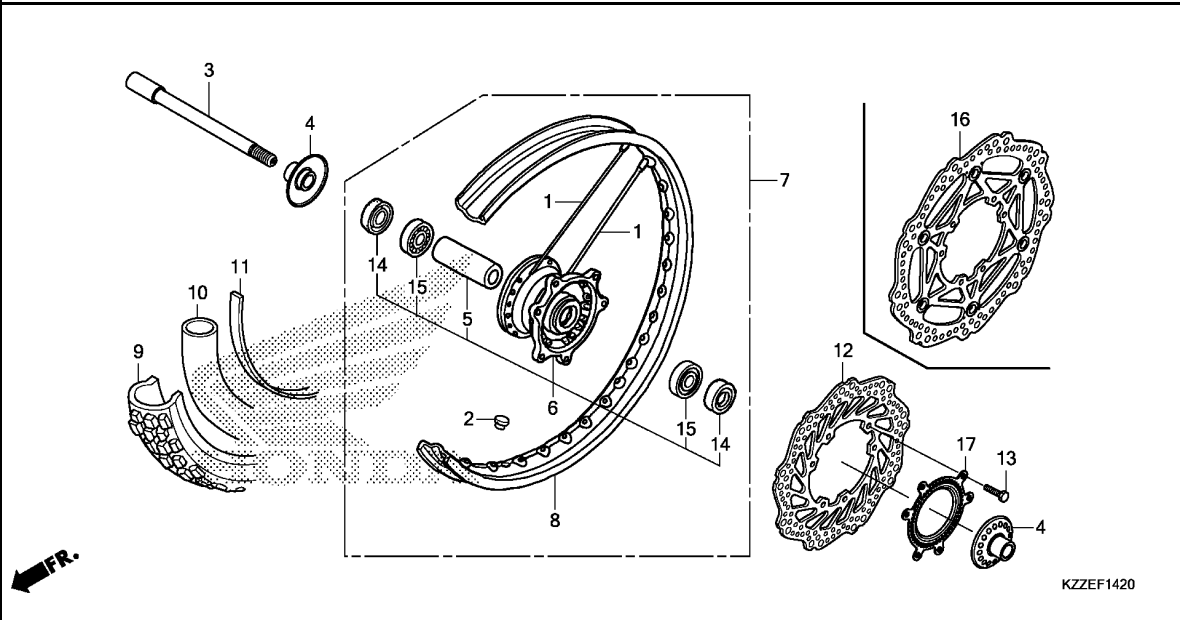
Ref. No.	L.O.N.	(Relative ref. Number) Description	F.R.T.
2	711115	SHOE(PAD) SET, BRAKE :FRONT .. (1)	0.1
3	7111D1	PISTON, FRONT BRAKE CALIPER .. .INCLUDES: Bleed brakes .NOTE: Same time for two units	0.5
11	711130	CALIPER, FRONT BRAKE ..... .INCLUDES: Bleed brakes (16)	0.4
12	7111G0	BRACKET, FRONT CALIPER .....	0.2
18	617196	SENSOR, WHEEL SPEED :FRONT ...	0.6
	6171F0	SENSOR, WHEEL SPEED(A) :FRONT .NOTE: With middle cowling	0.8

Ref. No.	Part No.	Description	Reqd. QTY				Serial No.	Parts catalogue code
			L	LA	RL	RLA		
			H	H	H	H		
1	06431-MA3-405	SEAL SET, PISTON .....	2	2	2	2		
2	06451-KZZ-901	PAD SET, FR. ....	1	1	1	1		
3	43107-MBG-006	PISTON, 27X27 .....	2	2	2	2		
4	43352-568-003	SCREW, BLEEDER(NISSIN) .....	1	1	1	1		
5	43353-461-771	CAP, BLEEDER .....	1	1	1	1		
6	45108-KPH-951	SPRING, PAD .....	1	1	1	1		
7	45111-MAJ-G41	RING, STOPPER .....	1	1	1	1		
8	45131-GZ0-006	BOLT, PIN .....	1	1	1	1		
9	45132-166-016	BOOT, PIN BUSH(NISSIN) .....	1	1	1	1		
10	45133-MA3-006	BOOT B .....	1	1	1	1		
11	45150-KZZ-902	CALIPER SUB ASSY., L. FR. (NISSIN)	1	1	-	-		
	45150-KZZ-A22	.....	-	-	1	1		
12	45190-KZZ-901	BRACKET SUB ASSY., FR. CALIPER	1	1	-	-		
13	45215-KPH-951	PIN, HANGER .....	1	1	1	1		
14	45216-166-006	WASHER, WAVE .....	1	1	1	1		
15	90131-KZZ-900	BOLT, FLANGE, 8X32 .....	2	2	2	2		
16	45190-KZZ-A21	BRACKET SUB ASSY., FR. CALIPER	-	-	1	1		
17	38517-MGE-003	CLAMP, ABS CORD(D12) .....	-	1	-	1		
18	38520-KZZ-G41	SENSOR, FR. WHEEL SPEED .....	-	1	-	-		
	38520-KZZ-J81	.....	-	-	-	1		
19	38525-KZZ-J80	CLIP, ABS CORD .....	-	1	-	1		
20	90650-KZZ-J80	BAND, RUBBER(35MM) .....	-	2	-	2		
21	90690-MGS-D81	CLIP, CABLE, 12MM .....	-	2	-	2		
22	90117-MJP-G60	BOLT, FLANGE, 6X14 .....	-	1	-	1		



# F-14-20

# FRONT WHEEL



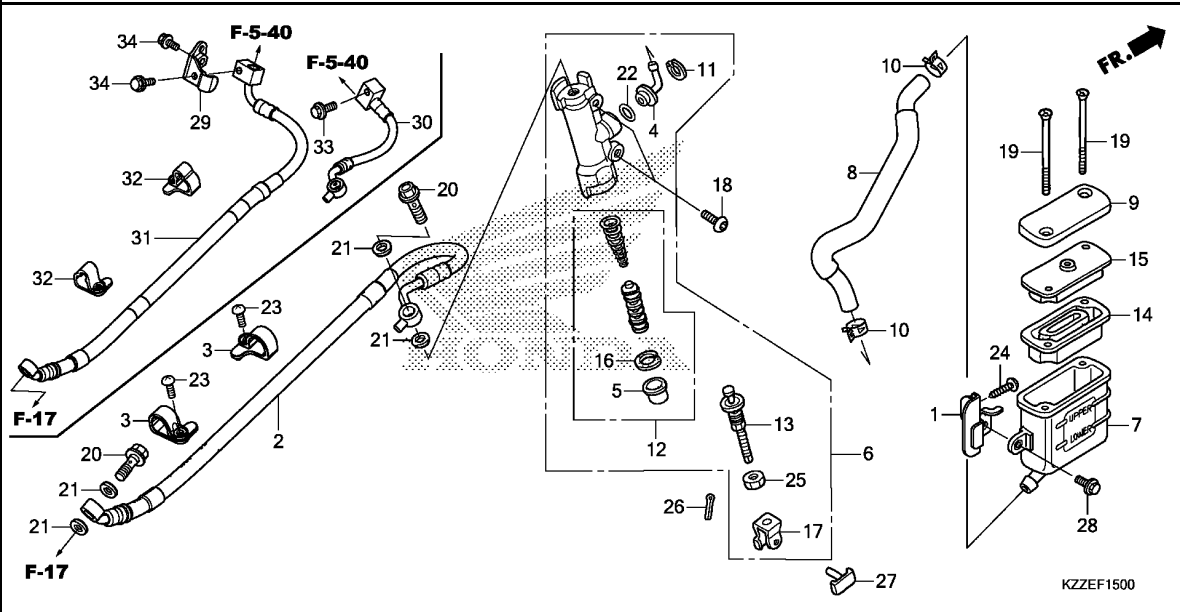
Ref. No.	L.O.N.	(Relative ref. Number) Description	F.R.T.
3		(14)	
710151		AXLE, FRONT WHEEL .....	0.3
6		(1)	
710103		HUB, FRONT WHEEL .....	2.4
7101D4		FRONT WHEEL .....	0.9
710109		RIM, WHEEL :FRONT .....	2.3
9		(10,11)	
7101J8		FRONT TIRE AND/OR TUBE(ONE) ..	0.8
12		(16)	
711120		DISC, FRONT BRAKE .....	0.4
710115		BEARING, FRONT WHEEL(ONE) .....	0.5
710115G		.Replace 1 bearing add .....	0.1
7101B0		RING, PULSER :FRONT .....	0.4

**3**

Ref. No.	Part No.	Description	Reqd. QTY				Serial No.	Parts catalogue code
			L	CRF250	RL	RLA		
			H	LA	H	H		
1	06440-KZZ-900	SPOKE SET, FR. ....	36	36	36	36		
2	42717-329-000	CAP, RIM HOLE .....	1	1	1	1		
3	44301-KZZ-J00	AXLE, FR. WHEEL .....	1	1	1	1		
4	44310-KZZ-J00	COLLAR COMP., FR. WHEEL SIDE	2	2	2	2		
5	44620-KZZ-J00	COLLAR, FR. AXLE DISTANCE ...	1	1	1	1		
6	44635-KZZ-J00	HUB SUB ASSY., FR. ....	1	1	1	1		
7	44650-KZZ-D20	WHEEL SUB ASSY., FR. ....	1	1	-	-		
	44650-KZZ-J00	.....	-	-	1	1		
8	44701-KZZ-901	RIM, FR. WHEEL(21X1.60) .....	1	1	-	-		
	44701-KZZ-H51	.....	-	-	1	1		
9	44711-KZZ-901	TIRE, FR.(IRC)(3.00-21 51P) ..	1	1	1	1		
10	44712-KAE-005	TUBE, TIRE(IRC)(3.00-21) .....	1	1	1	1		
11	44713-KZZ-901	FLAP, TIRE(IRC) .....	1	1	1	1		
12	45351-KZZ-901	DISK, FR. BRAKE .....	1	1	-	-		
13	90105-KZZ-900	BOLT, DISK, 6X17 .....	6	6	6	6		
14	91253-K35-V01	DUST SEAL, 25X35X6 .....	2	2	2	2		
15	91004-MCT-003	BEARING, RADIAL BALL, 6003U ..	2	2	2	2		
	91051-KSE-003	BEARING, RADIAL BALL, 6003 ..	2	2	2	2		
	91051-KZZ-J00	BEARING, RADIAL BALL, 6003U ..	2	2	2	2		
16	45120-KZZ-A21	DISK COMP., FR. BRAKE .....	-	-	1	1		
17	44515-KZZ-J80ZB	RING, FR. PULSER						
		*TYPE1*.....	-	1	-	-		
	44515-KZZ-J80ZA	*TYPE2*.....	-	-	-	1		

# F-15

# REAR BRAKE MASTER CYLINDER



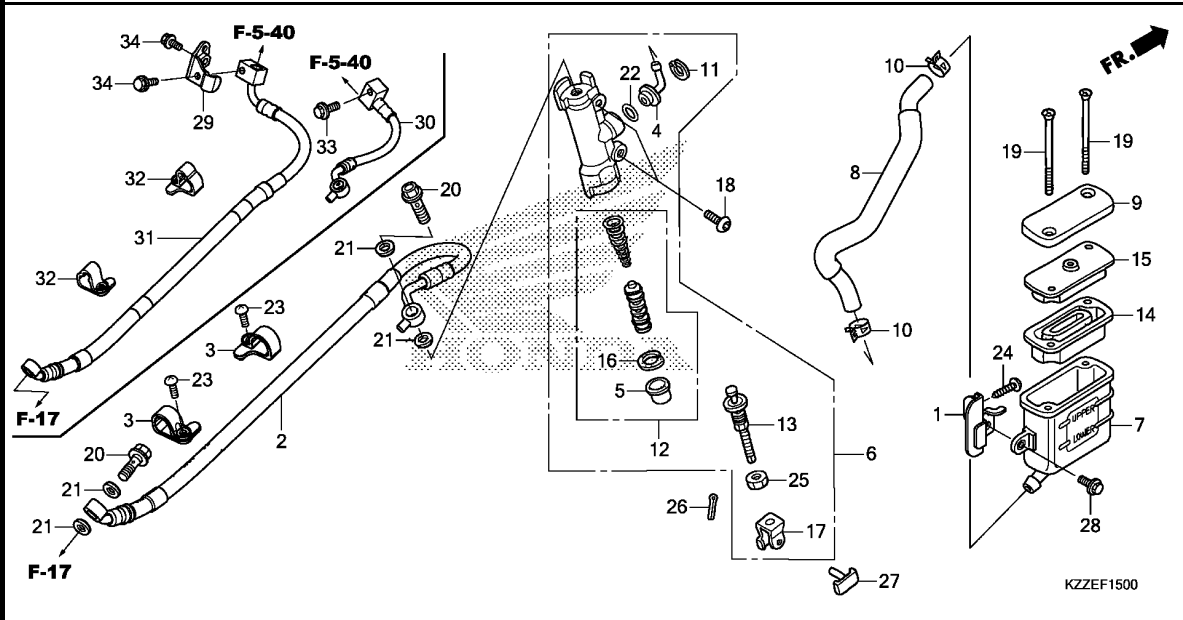
Ref. No.	L.O.N.	(Relative ref. Number) Description	F.R.T.
2	712130	HOSE, REAR BRAKE ..... .INCLUDES: Bleed brakes	0.4
	7121K7	HOSE, REAR BRAKE(A) ..... .INCLUDES: Bleed brakes .NOTE: With middle cowling	0.5
6	712125	CYLINDER, REAR BRAKE MASTER .. .INCLUDES: Bleed brakes	0.5
	7121N8	CYLINDER, REAR BRAKE MASTER(A) .INCLUDES: Bleed brakes .NOTE: With middle cowling	0.6
7	7121F6	CUP, REAR MASTER CYLINDER OIL .INCLUDES: Bleed brakes	0.2
	7121Q8	CUP, REAR MASTER CYLINDER OIL (A) ..... .INCLUDES: Bleed brakes .NOTE: With middle cowling	0.3
8	7121C2	HOSE, REAR MASTER CYLINDER OIL CUP ..... .INCLUDES: Bleed brakes	0.3
	7121Q9	HOSE, REAR MASTER CYLINDER OIL CUP(A) ..... .INCLUDES: Bleed brakes .NOTE: With middle cowling	0.4
12	7121H0	PISTON SET, REAR BRAKE MASTER .INCLUDES: Bleed brakes	0.5

Ref. No.	Part No.	Description	Reqd. QTY				Serial No.	Parts catalogue code
			L	CRF250 LA	RL	RLA		
			H	H	H	H		
1	17270-KZZ-900	STAY COMP., OIL CUP .....	1	1	1	1		
2	43310-KZZ-901	HOSE COMP., RR. BRAKE .....	1	-	1	-		
3	43468-KZZ-J00	GUIDE, BRAKE HOSE .....	2	-	2	-		
4	43503-KS6-701	CONNECTOR, MASTER CYLINDER ..	1	1	1	1		
5	43504-MB2-006	BOOT COMP. ....	1	1	1	1		
6	43510-KZZ-901	CYLINDER SUB ASSY., RR. BRAKE MASTER(NISSIN)	1	1	1	1		
7	43511-KW7-881	CUP COMP., OIL(NISSIN) .....	1	1	1	1		
8	43512-KZZ-901	HOSE COMP., RR. BRAKE MASTER CYLINDER	1	1	1	1		
9	43513-KTY-C01	CAP, MASTER CYLINDER .....	1	1	1	1		
10	43514-KS6-701	CLAMP, MASTER CYLINDER OIL HOSE	2	2	2	2		
11	43517-KS6-701	CIRCLIP, RR. MASTER CYLINDER	1	1	1	1		
12	43520-MJ6-315	PISTON SET, MASTER CYLINDER (NISSIN)	1	1	1	1		
13	43530-KZZ-901	ROD COMP., PUSH .....	1	1	1	1		
14	45520-GW0-911	DIAPHRAGM .....	1	1	1	1		
15	45521-GW0-911	PLATE, DIAPHRAGM .....	1	1	1	1		
16	46182-MEL-D21	CIRCLIP .....	1	1	1	1		
17	46504-KV6-702	JOINT, BRAKE ROD .....	1	1	1	1		
18	90106-KGH-600	BOLT, BRAKE DISK, 6X17 .....	2	2	2	2		
19	90140-KZZ-901	SCREW, FLAT, 4X45 .....	2	2	2	2		
20	90145-MS9-612	BOLT, OIL, 10X22 .....	2	2	2	2		
21	90545-300-000	WASHER, OIL BOLT .....	4	4	4	4		



# F-15

# REAR BRAKE MASTER CYLINDER



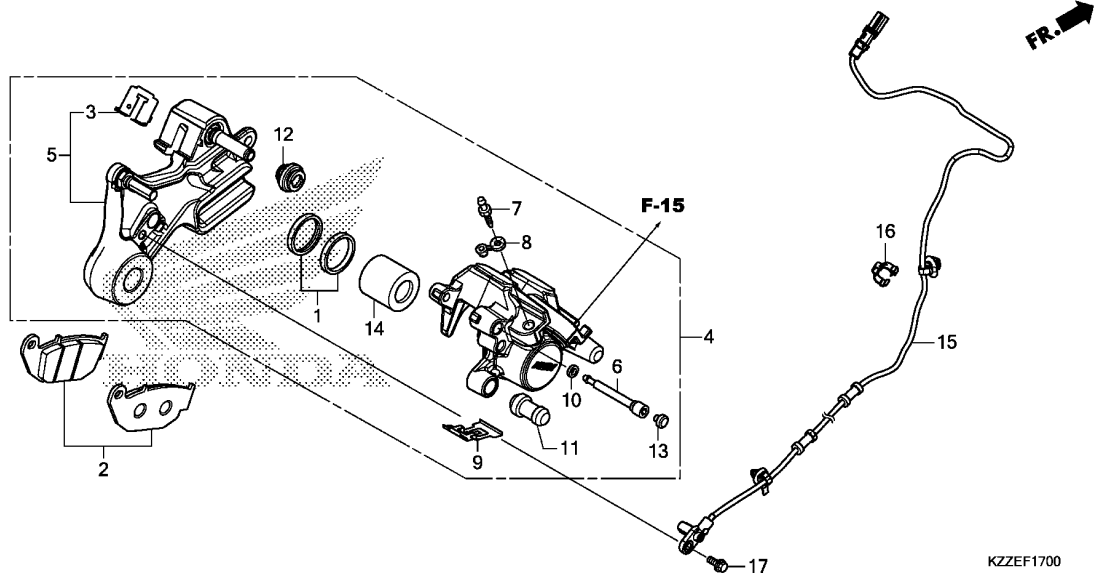
Ref. No.	L.O.N.	(Relative ref. Number) Description	F.R.T.
+12	7121N9	PISTON SET, REAR BRAKE MASTER (A) ..... .INCLUDES: Bleed brakes .NOTE: With middle cowling	0.6
14	7121G7	DIAPHRAGM, REAR BRAKE MASTER CYLINDER .....	0.1
	7121Q7	DIAPHRAGM, REAR BRAKE MASTER CYLINDER(A) .....	0.2
		.NOTE: With middle cowling	
30	712180	HOSE A, REAR BRAKE .....	0.3
		.INCLUDES: Bleed brakes	
	7121P0	HOSE A, REAR BRAKE(A) .....	0.4
		.INCLUDES: Bleed brakes .NOTE: With middle cowling	
31	7121B2	HOSE D, REAR BRAKE .....	1.5
		.INCLUDES: Bleed brakes	
	7121P4	HOSE D, REAR BRAKE(A) .....	1.7
		.INCLUDES: Bleed brakes .NOTE: With middle cowling	

3

Ref. No.	Part No.	Description	Reqd. QTY				Serial No.	Parts catalogue code
			L	LA	RL	RLA		
			H	H	H	H		
22	91212-422-006	O-RING, 14.8X2.4 .....	1	1	1	1		
23	93500-05016-0G	SCREW, PAN, 5X16 .....	2	2	2	2		
24	93903-26380	SCREW, TAPPING, 6X20 .....	1	1	1	1		
25	94002-08000-0S	NUT, HEX., 8MM .....	1	1	1	1		
26	94201-20120	PIN, SPLIT, 2.0X12 .....	1	1	1	1		
27	95015-54000	PIN D, JOINT .....	1	1	1	1		
28	96300-06014-00	BOLT, FLANGE, 6X14 .....	1	1	1	1		
29	43151-KZZ-J80	STAY, RR. BRAKE HOSE .....	-	1	-	1		
30	43310-KZZ-J81	HOSE COMP. A, RR. BRAKE .....	-	1	-	1		
31	43313-KZZ-J81	HOSE COMP. D, RR. BRAKE .....	-	1	-	1		
32	43468-MJL-D70	GUIDE, RR. BRAKE HOSE .....	-	2	-	2		
33	96001-06012-00	BOLT, FLANGE, 6X12 .....	-	1	-	1		
34	96001-06014-00	BOLT, FLANGE, 6X14 .....	-	2	-	2		

# F-17

# REAR BRAKE CALIPER



Ref. No.	L.O.N.	(Relative ref. Number) Description	F.R.T.
2	711140	SHOE(PAD) SET, BRAKE :REAR ...	0.1
4	711155	CALIPER, REAR BRAKE .....	0.5
		.INCLUDES: Bleed brakes	
	7111H7	CALIPER, REAR BRAKE(A) .....	0.6
		.INCLUDES: Bleed brakes	
		.NOTE: With middle cowling	
5	7111C1	BRACKET, REAR CALIPER .....	0.5
14		(1)	
	7111D5	PISTON, REAR BRAKE CALIPER ...	0.6
		.INCLUDES: Bleed brakes	
	7111N2	PISTON, REAR BRAKE CALIPER(A)	0.7
		.INCLUDES: Bleed brakes	
		.NOTE: With middle cowling	
15	617197	SENSOR, WHEEL SPEED :REAR .....	1.4
	6171E2	SENSOR, WHEEL SPEED(A) :REAR ..	1.6
		.NOTE: With middle cowling	

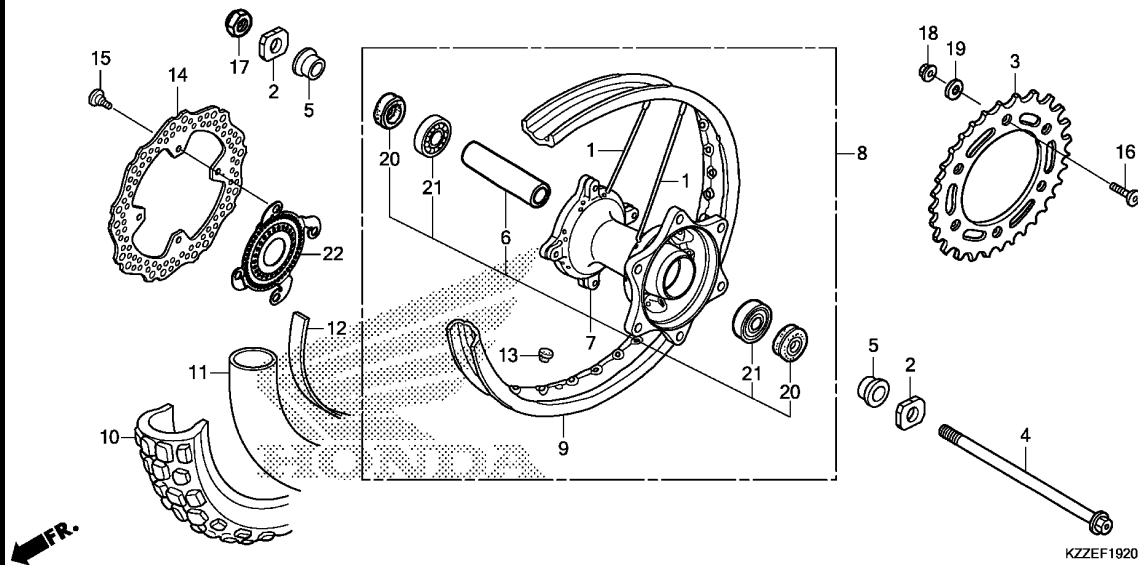
KZZEF1700

Ref. No.	Part No.	Description	Reqd. QTY				Serial No.	Parts catalogue code
			L	CRF250 LA	RL	RLA		
			H	H	H	H		
1	06431-MA3-405	SEAL SET, PISTON .....	1	1	1	1		
2	06435-KZZ-901	PAD SET, RR. ....	1	1	1	1		
3	43112-KZZ-901	RETAINER .....	1	1	1	1		
4	43150-KZZ-J01	CALIPER SUB ASSY., RR.(NISSIN)	1	-	1	-		
	43150-KZZ-J81	.....	-	1	-	1		
5	43190-KZZ-J01	BRACKET SUB ASSY., RR. ....	1	-	1	-		
	43190-KZZ-J81	.....	-	1	-	1		
6	43215-KGH-901	PIN, HANGER .....	1	1	1	1		
7	43352-568-003	SCREW, BLEEDER(NISSIN) .....	1	1	1	1		
8	43353-461-771	CAP, BLEEDER .....	1	1	1	1		
9	43108-KSP-B51	SPRING, PAD(NISSIN) .....	1	1	1	1		
10	45111-MAJ-G41	RING, STOPPER .....	1	1	1	1		
11	45132-166-016	BOOT, PIN BUSH(NISSIN) .....	1	1	1	1		
12	45133-MA3-006	BOOT B .....	1	1	1	1		
13	45203-MCC-006	PLUG, PIN .....	1	1	1	1		
14	45218-MAJ-G41	PISTON B, 27X35 .....	1	1	1	1		
15	38510-KZZ-J81	SENSOR, RR. WHEEL SPEED .....	-	1	-	1		
16	90690-MJE-D11	CLIP, CABLE, 10MM .....	-	1	-	1		
17	90117-MJP-G60	BOLT, FLANGE, 6X14 .....	-	1	-	1		



# F-19-20

# REAR WHEEL



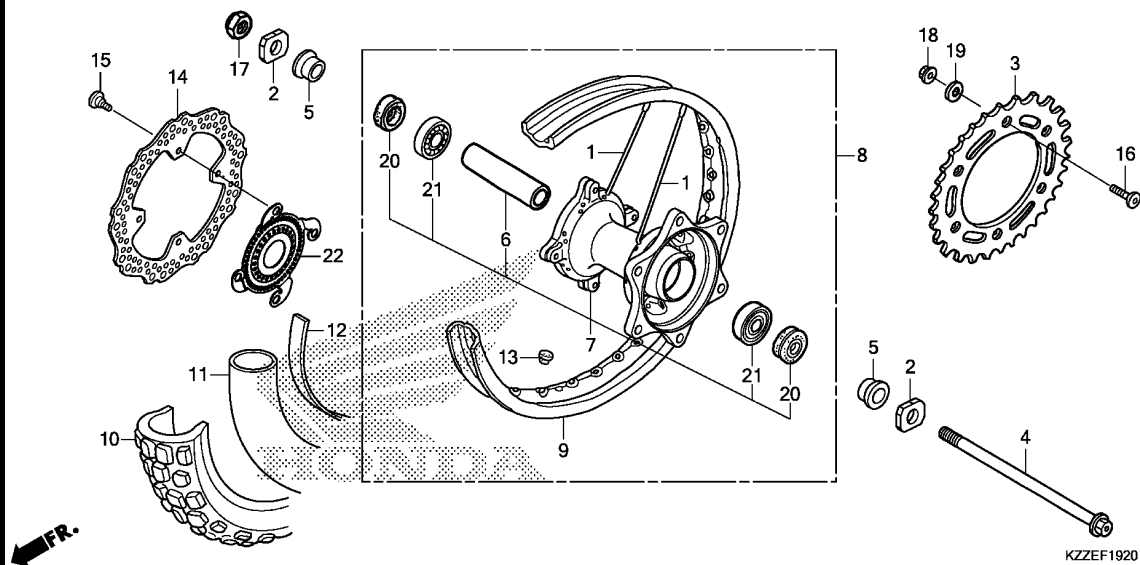
Ref. No.	L.O.N.	(Relative ref. Number) Description	F.R.T.
3	7101A0	SPROCKET, FINAL DRIVEN (20)	0.4
4	710160	AXLE, REAR WHEEL (1)	0.3
7	710121	HUB, REAR WHEEL	2.5
8	710118	REAR WHEEL	1.0
9	710127	RIM, WHEEL :REAR (11,12)	2.4
10	7101J9	REAR TIRE AND/OR TUBE(ONE)	0.9
14	711145	DISC, REAR BRAKE	0.4
21	710133	BEARING, REAR WHEEL(ONE)	0.5
	710133G	.Replace 1 bearing add	0.1
22	7101B1	RING, PULSER :REAR	0.4

3

Ref. No.	Part No.	Description	Reqd. QTY				Serial No.	Parts catalogue code
			L	CRF250	RLA			
			H	LA	H	H		
1	06420-KZZ-900	SPOKE SET, RR.	32	32	32	32		
2	40544-KZZ-900	ADJUSTER, CHAIN	2	2	2	2		
3	41201-KZZ-J00	SPROCKET, FINAL DRIVEN(40T)	1	1	1	1		
4	42301-KZZ-900	AXLE, RR. WHEEL	1	1	1	1		
5	42312-KZZ-900	COLLAR, RR. WHEEL	2	2	2	2		
6	42620-KZZ-900	COLLAR, RR. AXLE DISTANCE	1	1	1	1		
7	42635-KZZ-900	HUB SUB ASSY., RR.	1	-	1	-		
	42635-KZZ-J80		-	1	-	1		
8	42650-KZZ-900	WHEEL SUB ASSY., RR.	1	-	-	-		
	42650-KZZ-G40		-	1	-	-		
	42650-KZZ-H50		-	-	1	-		
	42650-KZZ-J80		-	-	-	1		
9	42701-KZZ-901	RIM, RR. WHEEL(18X2.15)	1	1	-	-		
	42701-KZZ-H51		-	-	1	1		
10	42711-KZZ-901	TIRE, RR.(IRC) (120/80-18 M/C 62P)	1	1	1	1		
11	42712-KT1-671	TUBE, TIRE(IRC)(120/80-18)	1	1	1	1		
12	42713-KZZ-901	FLAP, TIRE(IRC)	1	1	1	1		
13	42717-329-000	CAP, RIM HOLE	1	1	1	1		
14	43351-KZZ-901	DISK, RR. BRAKE	1	1	1	1		
15	90105-KSP-930	BOLT, DISK, 8X22	4	4	4	4		
16	90125-KZZ-900	BOLT, SPROCKET FIXING, 10X31	6	6	6	6		
17	90306-KCJ-951	NUT, U, 16MM	1	1	1	1		
18	90306-KZZ-901	NUT, U, 10MM	6	6	6	6		
19	90438-463-000	WASHER, SPECIAL, 11X21X2.3	6	6	6	6		
20	91253-033-003	OIL SEAL, 25X47X6.5	2	2	2	2		

# F-19-20

# REAR WHEEL



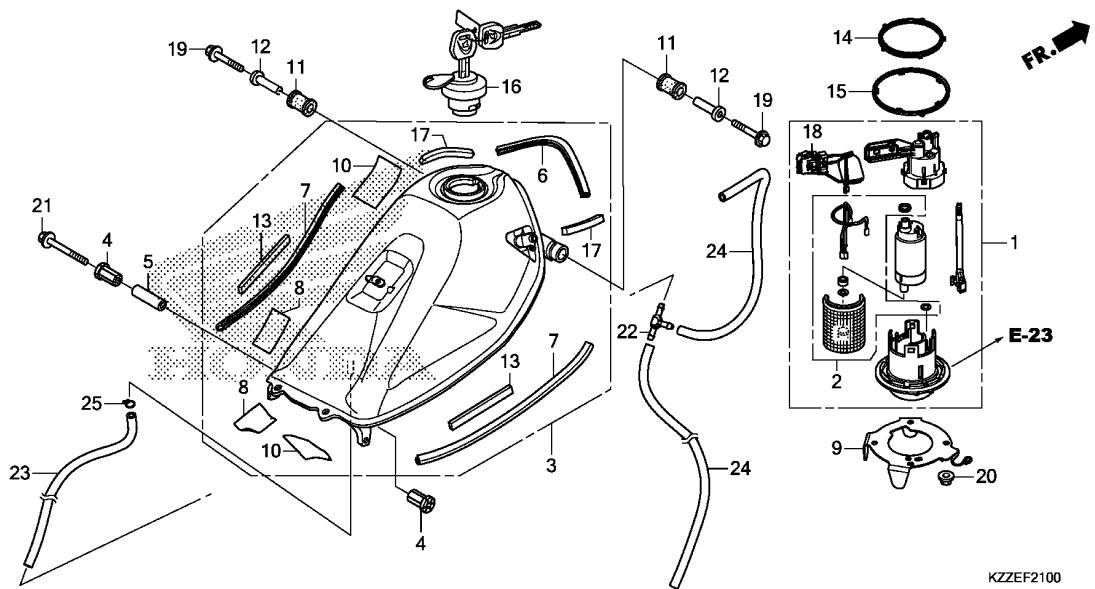
Ref. No.	Part No.	Description	Reqd. QTY				Serial No.	Parts catalogue code
			L	LA	RL	RLA		
			H	H	H	H		
21	96140-63030-10	BEARING, RADIAL BALL, 6303U	2	2	2	2		
22	42515-KZZ-J80	RING, RR. PULSER	-	1	-	1		





# F-21

# FUEL TANK(CRF250L/LA)



Ref. No.	L.O.N.	(Relative ref. Number) Description	F.R.T.
1		(14,15)	
1	310120	PUMP ASSY., FUEL .....	0.6
2	3101C7	FILTER, FUEL .....	0.7
3	310100	TANK, FUEL .....	0.5
18	617105	FUEL TANK SENDING UNIT .....	0.7

KZZEF2100

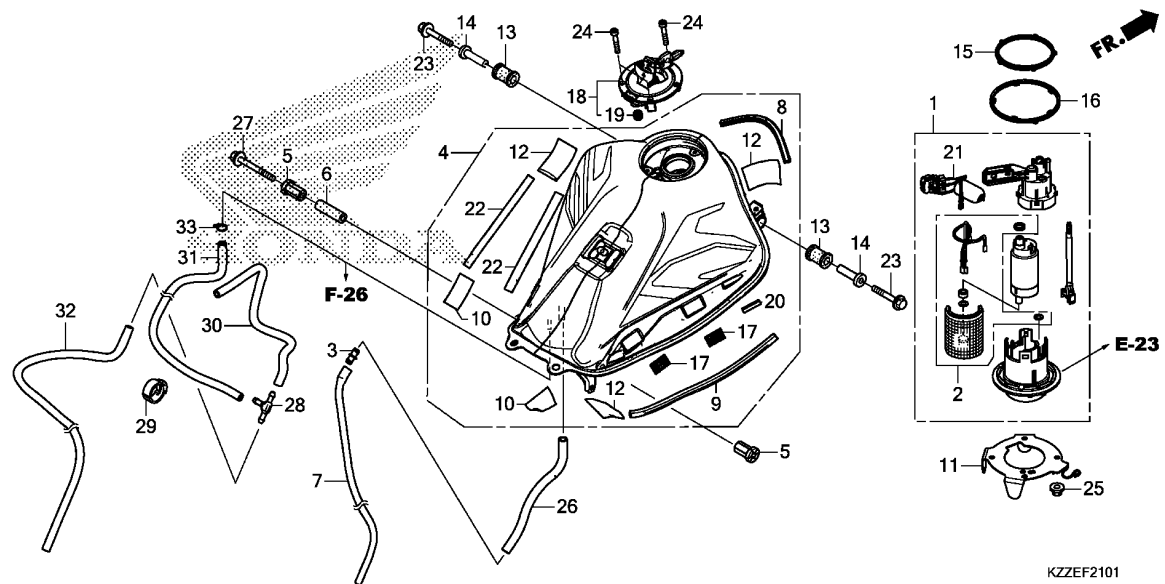
**3**

Ref. No.	Part No.	Description	Reqd. QTY				Serial No.	Parts catalogue code
			L	CRF250 LA	RL	RLA		
			H	H	H	H		
1	16700-KZZ-D21	PUMP ASSY., FUEL .....	1	1	-	-		
2	16707-K45-N01	FILTER SET .....	1	1	-	-		
3	17500-KZZ-D20ZA	TANK ASSY., FUEL *NH105*...MAT BLACK (#15-#20)	1	1	-	-		
4	17506-KZZ-900	CUSHION, FUEL TANK PIVOT .....	2	2	-	-		
5	17507-KZZ-900	COLLAR, TANK SET .....	1	1	-	-		
6	17516-KZZ-900	TRIM A, FUEL TANK .....	1	1	-	-		
7	17517-KZZ-900	TRIM B, FUEL TANK .....	2	2	-	-		
8	17521-KY1-300	SEAL, TANK .....	2	2	-	-		
9	17527-KZZ-J00	PLATE, SETTING .....	1	1	-	-		
10	17528-KCZ-930	TAPE B, TANK GUARD .....	2	2	-	-		
11	17534-MFJ-D00	RUBBER, RR. TANK MOUNTING ... (FOR FR.)	2	2	-	-		
12	17538-KZZ-900	COLLAR .....	2	2	-	-		
13	17544-KZZ-900	RUBBER, TANK GUARD .....	2	2	-	-		
14	17572-KPN-A71	GASKET, FUEL PUMP .....	1	1	-	-		
15	17573-KPN-A71	SEAL, DUST .....	1	1	-	-		
16	17620-MEG-003	CAP COMP., FUEL FILLER (HONDA LOCK)	1	1	-	-		
17	17850-KZZ-900	CUSHION, SHROUD .....	2	2	-	-		
18	37800-KZZ-D21	FUEL UNIT .....	1	1	-	-		
19	90004-GHB-710	BOLT, FLANGE, 6X40(NSHF) .....	2	2	-	-		
20	94050-06080	NUT, FLANGE, 6MM .....	4	4	-	-		
21	96001-06065-00	BOLT, FLANGE, 6X65 .....	1	1	-	-		
22	38581-671-003	JOINT, TUBE .....	1	1	-	-		



# F-21-1

# FUEL TANK(CRF250RL/RLA)



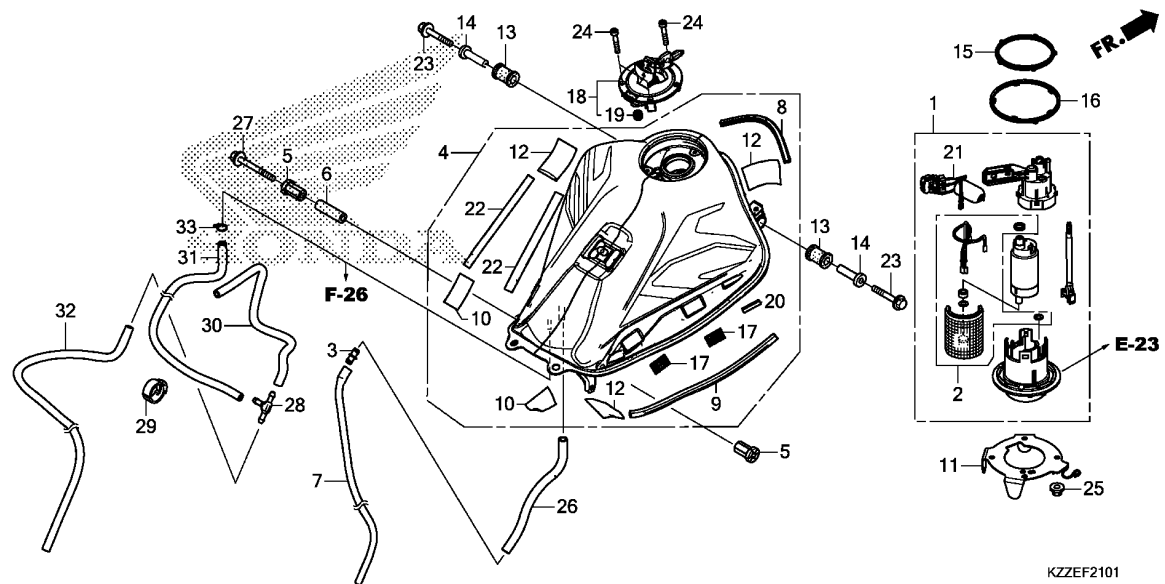
Ref. No.	L.O.N.	(Relative ref. Number) Description	F.R.T.
1		(15,16)	
	3101E6	PUMP ASSY., FUEL(A) .....	0.8
2	3101G5	FILTER, FUEL(A) .....	0.9
4	3101E2	TANK, FUEL(A) .....	0.7
18		(19)	
	3101C1	LOCKING FUEL TANK CAP .....	0.1
21	6171D8	FUEL TANK SENDING UNIT(A) .....	0.9

3

Ref. No.	Part No.	Description	Reqd. QTY				Serial No.	Parts catalogue code
			L	LA	RL	RLA		
1	16700-KZZ-J01	PUMP ASSY., FUEL .....	-	-	1	1		
2	16707-K45-N01	FILTER SET .....	-	-	1	1		
3	17359-419-670	JOINT, BREATHER TUBE .....	-	-	1	1		
4	17500-KZZ-J00ZA	TANK ASSY., FUEL(WL) *TYPE1*.....	-	-	1	1		
5	17506-KZZ-900	CUSHION, FUEL TANK PIVOT .....	-	-	2	2		
6	17507-KZZ-900	COLLAR, TANK SET .....	-	-	1	1		
7	17508-KZZ-J00	TUBE, DRAIN .....	-	-	1	1		
8	17516-KZZ-900	TRIM A, FUEL TANK .....	-	-	1	1		
9	17517-KZZ-900	TRIM B, FUEL TANK .....	-	-	2	2		
10	17521-KY1-300	SEAL, TANK .....	-	-	2	2		
11	17527-KZZ-J00	PLATE, SETTING .....	-	-	1	1		
12	17528-KCZ-930	TAPE B, TANK GUARD .....	-	-	3	3		
13	17534-MFJ-D00	RUBBER, RR. TANK MOUNTING ... (FOR FR.)	-	-	2	2		
14	17538-KZZ-900	COLLAR .....	-	-	2	2		
15	17572-KPN-A71	GASKET, FUEL PUMP .....	-	-	1	1		
16	17573-KPN-A71	SEAL, DUST .....	-	-	1	1		
17	17580-MGZ-J00	FASTENER A, DUAL LOCK(18X28) .....	-	-	4	4		
18	17620-KZZ-J01	CAP COMP., FUEL FILLER .....	-	-	1	1		
19	17621-MGP-D61	SEAL, BREATHER .....	-	-	1	1		
20	17850-KZZ-J00	CUSHION, SHROUD .....	-	-	2	2		
21	37800-KZZ-J01	FUEL UNIT .....	-	-	1	1		
22	83512-KZZ-J00	FILM, PROTECTOR .....	-	-	2	2		
23	90004-GHB-710	BOLT, FLANGE, 6X40(NSHF) .....	-	-	2	2		

# F-21-1

# FUEL TANK(CRF250RL/RLA)

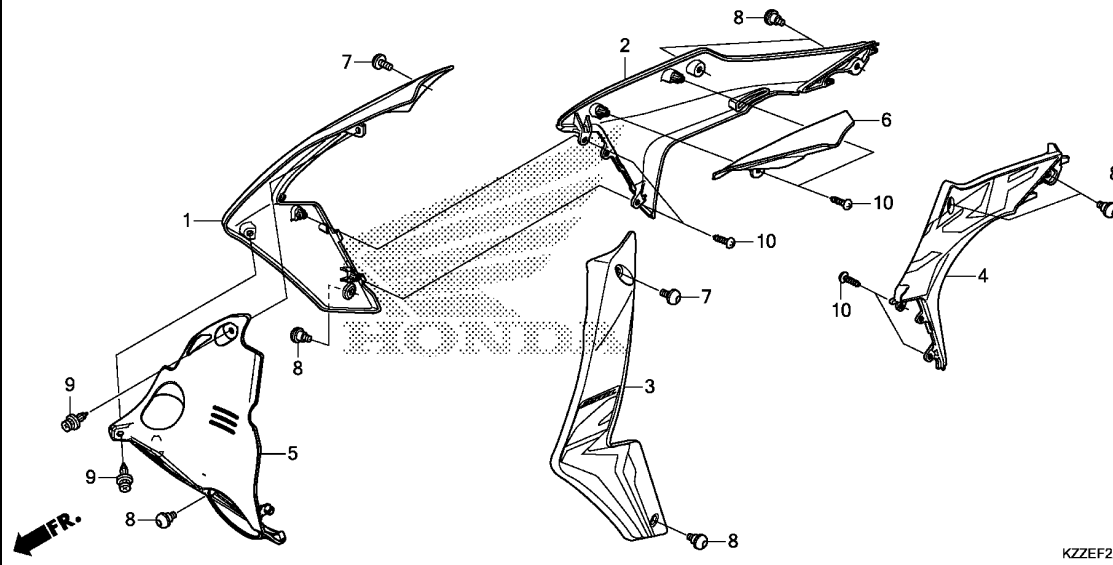


KZZEF2101

Ref. No.	Part No.	Description	Reqd. QTY				Serial No.	Parts catalogue code
			L	LA	RL	RLA		
24	90120-MJE-D00	BOLT, SOCKET, 4X25(SUS) .....	-	-	3	3		
25	94050-06080	NUT, FLANGE, 6MM .....	-	-	4	4		
26	95005-80215-20	TUBE, 8X215(95005-80001-20M)	-	-	1	1		
27	96001-06065-00	BOLT, FLANGE, 6X65 .....	-	-	1	1		
28	38581-671-003	JOINT, TUBE .....	-	-	1	1	-----	ED,IN,LA,PH,U
29	90683-KJ2-003	CLIP, WIRE HARNESS .....	-	-	1	1	-----	ED,IN,LA,PH,U
30	95001-45280-40	TUBE, FUEL, 4.5X280 (95001-45001-60M)	-	-	1	1	-----	ED,IN,LA,PH,U
31	95001-45340-40	TUBE, FUEL, 4.5X340 (95001-45001-60M)	-	-	1	1	-----	ED,IN,LA,PH,U
32	95001-45600-40	TUBE, FUEL, 4.5X600 (95001-45001-60M)	-	-	1	1	-----	ED,IN,LA,PH,U
33	95002-02080	CLIP, TUBE(B8) .....	-	-	1	1	-----	ED,IN,LA,PH,U

# F-22

# SHROUD(CRF250L/LA)



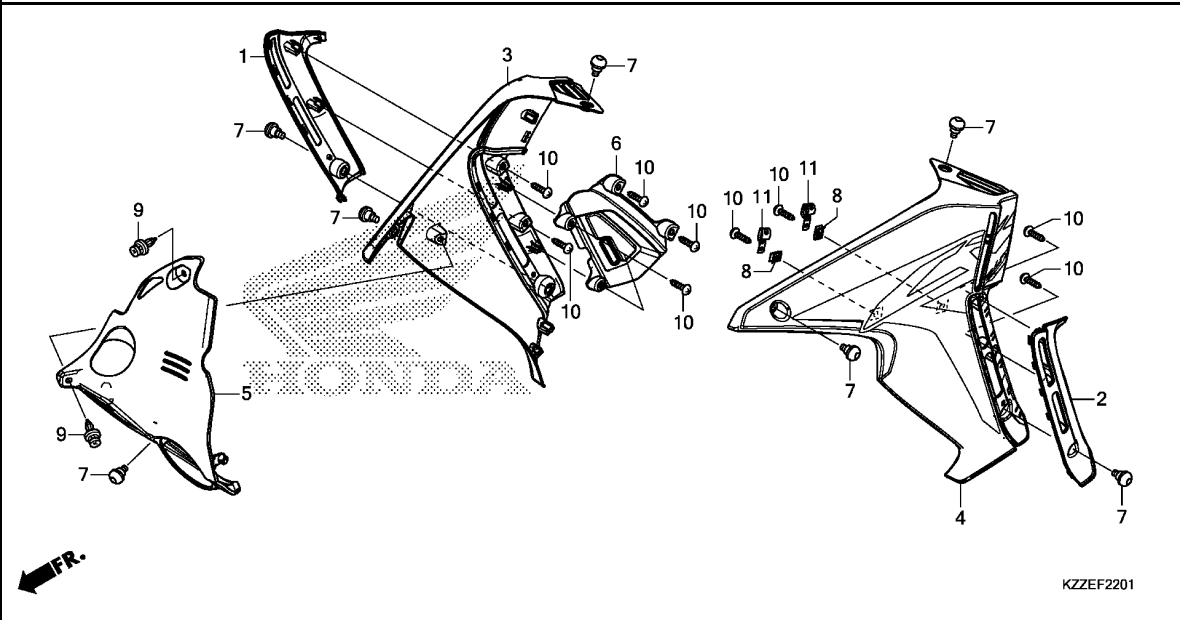
Ref. No.	L.O.N.	(Relative ref. Number) Description	F.R.T.
1	1151A0	SHROUD, RADIATOR :RIGHT	0.2
2	4111BX	SHROUD :RIGHT	0.2
3	115126	SHROUD, RADIATOR :LEFT	0.1
	1151A5	SHROUD, RADIATOR :BOTH	0.3
4	4111BW	SHROUD :LEFT	0.2
	4111BY	SHROUD :BOTH	0.3
5	1151H8	COVER, RADIATOR RESERVE TANK	0.1
6	1151P7	COVER, RADIATOR RESERVE TANK :REAR	0.2

3

Ref. No.	Part No.	Description	Reqd. QTY				Serial No.	Parts catalogue code
			L	CRF250 LA	RL	RLA		
1	19070-KZZ-D10ZA	SHROUD SET, R. FR.(WL) *TYPE1*	1	1	-	-		
2	19075-KZZ-D10ZA	SHROUD SET, R. RR.(WL) *TYPE1*	1	1	-	-		
3	19090-KZZ-D10ZA	SHROUD SET, L. FR.(WL) *TYPE1*	1	1	-	-		
4	19095-KZZ-D10ZA	SHROUD SET, L. RR.(WL) *TYPE1*	1	1	-	-		
5	19160-KZZ-J00	COVER, FR. RESERVE TANK	1	1	-	-		
6	19170-KZZ-900	COVER, RR. RESERVE TANK	1	1	-	-		
7	90132-KPP-T00	SCREW, PAN, 6X10	2	2	-	-		
8	90133-KPP-T00	SCREW, PAN, 6X14	7	7	-	-		
9	90683-MBW-003	CLIP, BODY	2	2	-	-		
10	93903-24320	SCREW, TAPPING, 4X12	6	6	-	-		

F-22-1

SHROUD(CRF250RL/RLA)



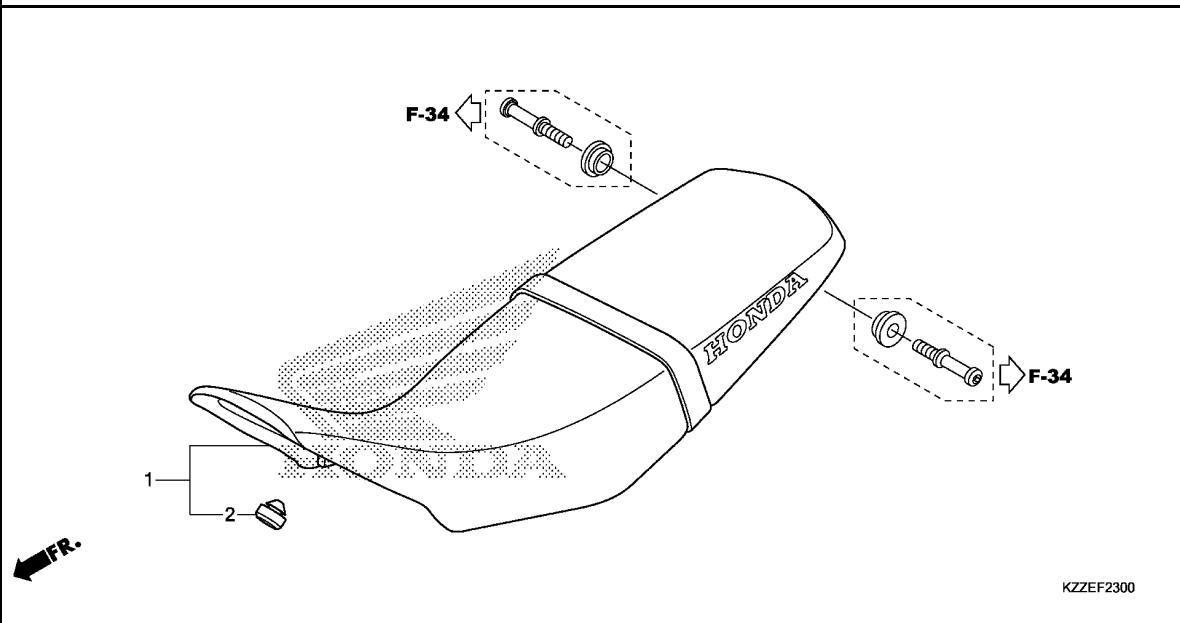
Ref. No.	L.O.N.	(Relative ref. Number) Description	F.R.T.
1	4111DH	SHROUD(A) :RIGHT .....	0.4
2	4111DG	SHROUD(A) :LEFT .....	0.3
	4111DJ	SHROUD(A) :BOTH .....	0.5
3	1151L8	SHROUD, RADIATOR(A) :RIGHT ...	0.4
4	1151L7	SHROUD, RADIATOR(A) :LEFT ....	0.3
	1151L9	SHROUD, RADIATOR(A) :BOTH ....	0.5
5	1151H8	COVER, RADIATOR RESERVE TANK ..	0.1
6	1151P8	COVER, RADIATOR RESERVE TANK (A) :REAR .....	0.3

Ref. No.	Part No.	Description	Reqd. QTY				Serial No.	Parts catalogue code
			L	LA	RL	RLA		
			H	H	H	H		
1	19035-KZZ-J00ZA	SHROUD, R. RR. *NH1*.....BLACK	-	-	1	1		
2	19045-KZZ-J00ZA	SHROUD, L. RR. *NH1*.....BLACK	-	-	1	1		
3	19070-KZZ-J00ZA	SHROUD SET, R. FR.(WL) *TYPE1*.....	-	-	1	1		
4	19090-KZZ-J00ZA	SHROUD SET, L. FR.(WL) *TYPE1*.....	-	-	1	1		
5	19160-KZZ-J00	COVER, FR. RESERVE TANK .....	-	-	1	1		
6	19165-KZZ-J00	COVER, RR. RESERVE TANK .....	-	-	1	1		
7	90133-KPP-T00	SCREW, PAN, 6X14 .....	-	-	7	7		
8	90302-KWW-A00	NUT, SPRING, 4MM .....	-	-	2	2		
9	90683-MBW-003	CLIP, BODY .....	-	-	2	2		
10	93903-243G0	SCREW, TAPPING, 4X12 .....	-	-	10	10		
11	94591-47000	CLIP, 4X70 .....	-	-	2	2		



F-23

SEAT



Ref. No.	L.O.N.	(Relative ref. Number) Description	F.R.T.
----------	--------	------------------------------------	--------

1	4131E4	SEAT :DOUBLE .....	0.1
---	--------	--------------------	-----

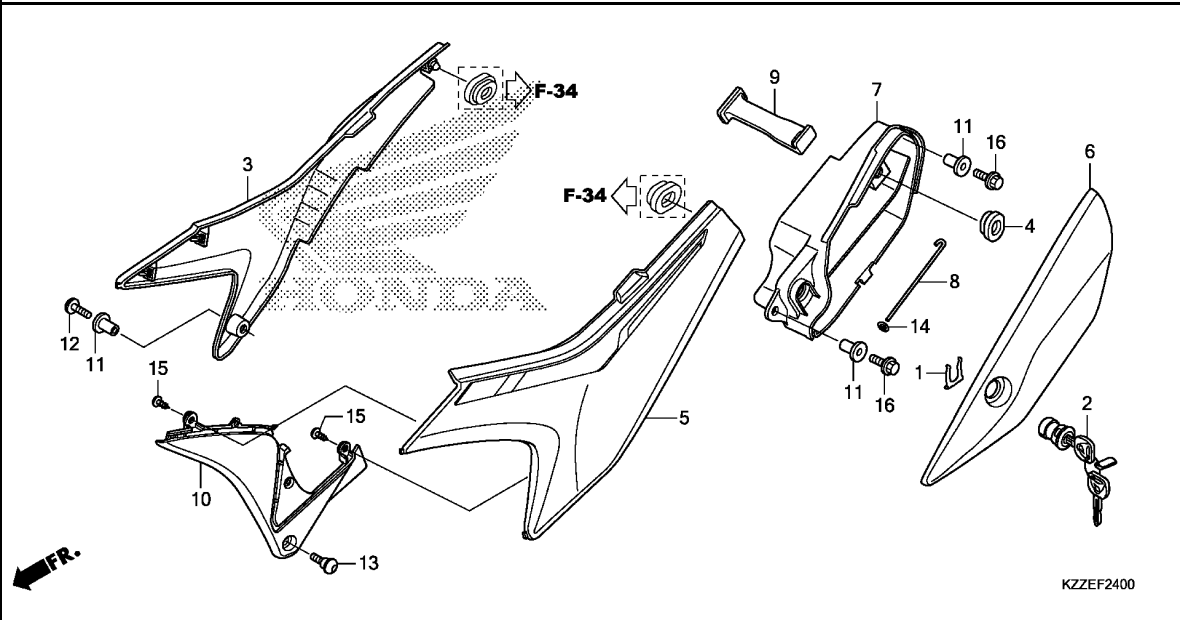
KZZEF2300

3

Ref. No.	Part No.	Description	Reqd. QTY				Serial No.	Parts catalogue code
			L	LA	RL	RLA		
1	77200-KZZ-900ZD	SEAT ASSY., DOUBLE *TYPE1*	1	1	1	1		
2	77215-GC2-000	RUBBER B, SEAT STOPPER .....	1	1	1	1		

# F-24

# SIDE COVER(CRF250L/LA)



Ref. No.	L.O.N.	(Relative ref. Number) Description	F.R.T.
2	4101N3	KEY, TOOL BOX OR BAG .....	0.1
3	4111H9	COVER, SIDE :RIGHT .....	0.1
5	4111H8	COVER, SIDE :LEFT .....	0.1
	4111J0	COVER, SIDE :BOTH .....	0.1
6	4101B1	COVER, TOOL BOX .....	0.1
7	410190	BOX OR BAG, TOOL .....	0.1
10	4111CS	COVER, SIDE :LEFT LOWER .....	0.1

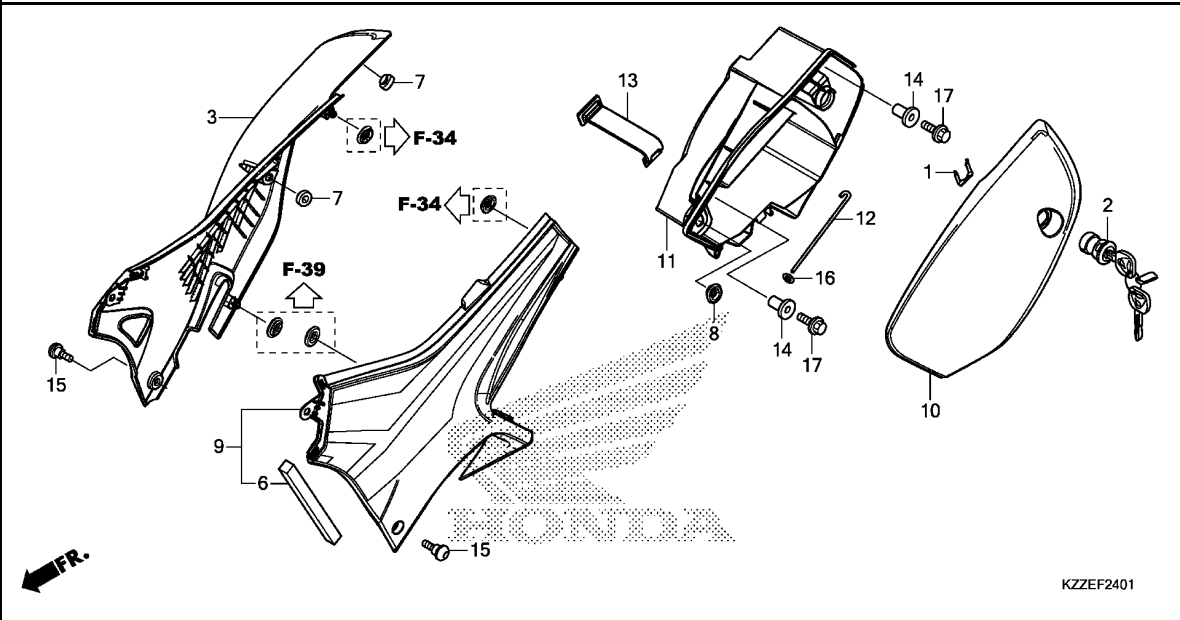
Ref. No.	Part No.	Description	Reqd. QTY				Serial No.	Parts catalogue code
			L	CRF250 LA	RL	RLA		
			H	H	H	H		
1	37222-MCS-G00	SPRING, LOCK KEY SETTING .....	1	1	-	-		
2	77233-MBL-611	LOCK ASSY., POCKET LID .....	1	1	-	-		
3	83500-KZZ-D10ZA	COVER SET, R. SIDE(WL) *TYPE1*.....	1	1	-	-		
4	83551-GE2-000	GROMMET, AIR CLEANER CASE ...	1	1	-	-		
5	83600-KZZ-D10ZA	COVER SET, L. SIDE(WL) *TYPE1*.....	1	1	-	-		
6	83602-KZZ-900ZB	COVER, TOOL BOX *NH196*.....ROSS WHITE	1	1	-	-		
7	83603-KZZ-900	BOX, TOOL .....	1	1	-	-		
8	83604-KZZ-900	HINGE, TOOL BOX .....	1	1	-	-		
9	83607-KZZ-900	BAND, TOOL .....	1	1	-	-		
10	83701-KZZ-900	COVER, L. SIDE LOWER .....	1	1	-	-		
11	83905-KZZ-900	COLLAR, SIDE COVER .....	3	3	-	-		
12	90132-KZZ-900	SCREW, PAN, 6X18 .....	1	1	-	-		
13	90133-KPP-T00	SCREW, PAN, 6X14 .....	1	1	-	-		
14	90310-ZB7-701	NUT, PUSH, 2.6 .....	1	1	-	-		
15	93903-24280	SCREW, TAPPING, 4X10 .....	2	2	-	-		
16	96001-06018-00	BOLT, FLANGE, 6X18 .....	2	2	-	-		





# F-24-1

# SIDE COVER(CRF250RL/RLA)



Ref. No.	L.O.N.	(Relative ref. Number) Description	F.R.T.
2	4101N3	KEY, TOOL BOX OR BAG .....	0.1
3	4111H9	COVER, SIDE :RIGHT .....	0.1
9	4111H8	COVER, SIDE :LEFT .....	0.1
	4111J0	COVER, SIDE :BOTH .....	0.1
10	4101B1	COVER, TOOL BOX .....	0.1
11	410190	BOX OR BAG, TOOL .....	0.1

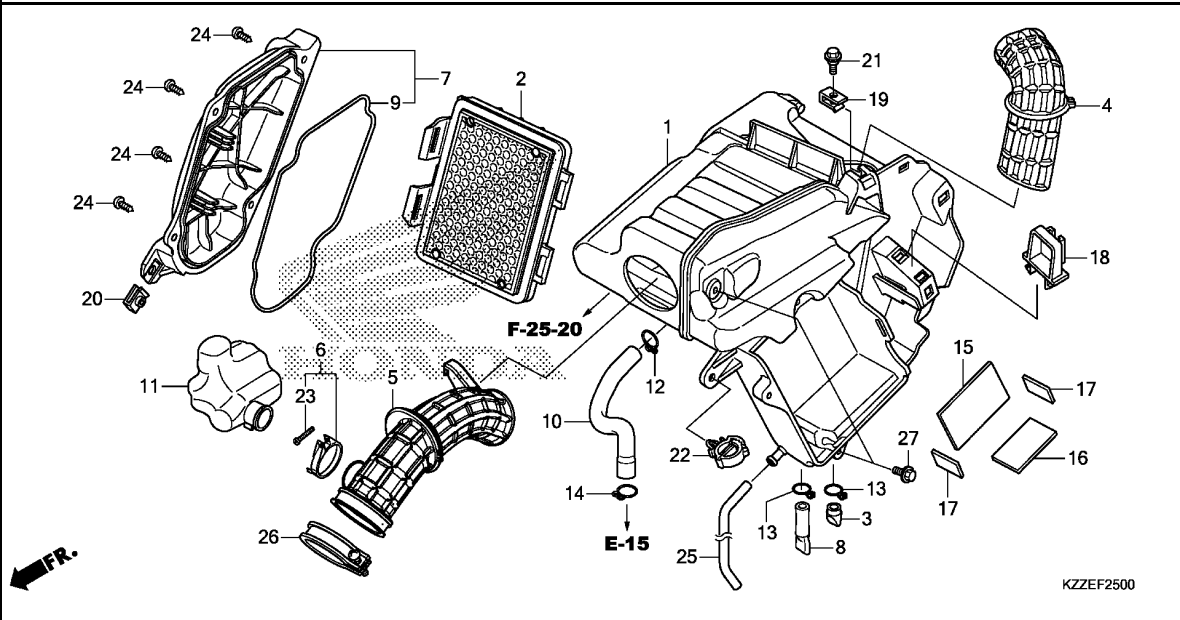
KZZEF2401

3

Ref. No.	Part No.	Description	Reqd. QTY				Serial No.	Parts catalogue code
			L	LA	RL	RLA		
1	37222-MCS-G00	SPRING, LOCK KEY SETTING .....	-	-	1	1		
2	77233-MBL-611	LOCK ASSY., POCKET LID .....	-	-	1	1		
3	83500-KZZ-J00ZA	COVER SET, R. SIDE(WL) *TYPE1*.....	-	-	1	1		
6	83511-KZZ-J00	RUBBER, SIDE COVER .....	-	-	1	1		
7	83512-KZZ-900	RUBBER, MUFFLER PROTECTOR .....	-	-	2	2		
8	83551-GE2-000	GROMMET, AIR CLEANER CASE .....	-	-	1	1		
9	83600-KZZ-J00ZA	COVER SET, L. SIDE(WL) *TYPE1*.....	-	-	1	1		
10	83602-KZZ-J00ZA	COVER, TOOL BOX *NH1*.....BLACK	-	-	1	1		
11	83603-KZZ-J00	BOX, TOOL .....	-	-	1	1		
12	83604-KZZ-900	HINGE, TOOL BOX .....	-	-	1	1		
13	83607-KZZ-900	BAND, TOOL .....	-	-	1	1		
14	83905-KZZ-900	COLLAR, SIDE COVER .....	-	-	2	2		
15	90133-KPP-T00	SCREW, PAN, 6X14 .....	-	-	2	2		
16	90310-ZB7-701	NUT, PUSH, 2.6 .....	-	-	1	1		
17	96001-06018-00	BOLT, FLANGE, 6X18 .....	-	-	2	2		

# F-25

# AIR CLEANER



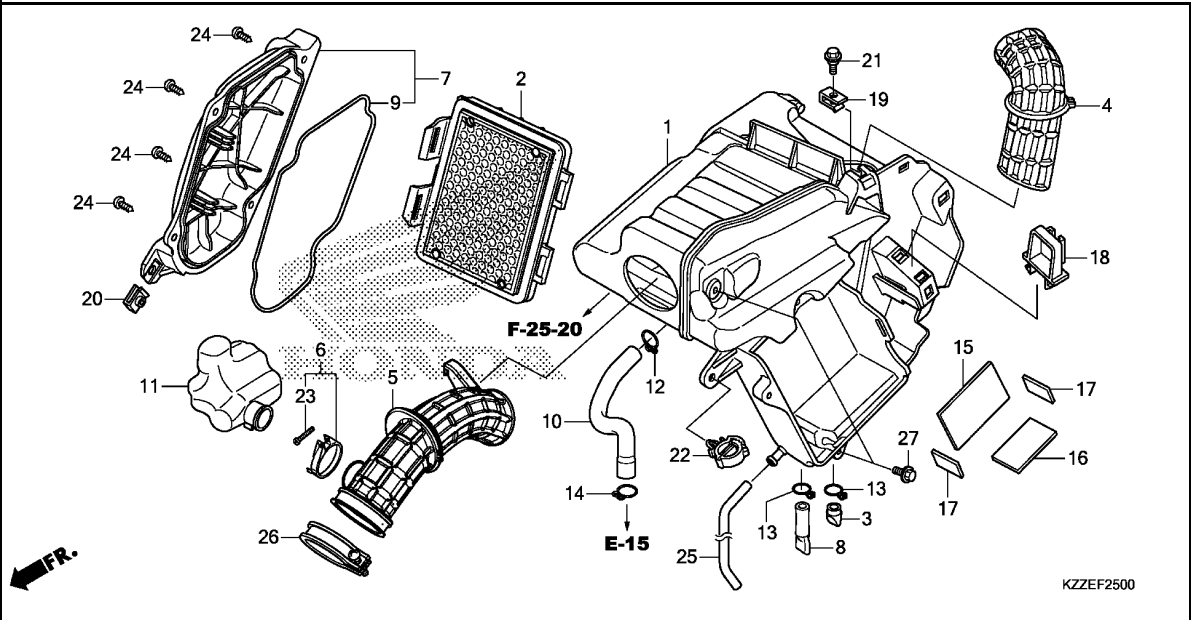
Ref. No.	L.O.N.	(Relative ref. Number) Description	F.R.T.
1	3121A5	CASE, AIR CLEANER .....	1.2
	3121H2	CASE, AIR CLEANER(A) .....	1.4
		.NOTE: With middle cowling	
2	312105	ELEMENT, AIR CLEANER .....	0.1
4	3121D3	DUCT, AIR INTAKE .....	1.1
	3121M0	DUCT, AIR INTAKE(A) .....	1.3
		.NOTE: With middle cowling	
5	3121B6	TUBE, AIR CLEANER CONNECTING .....	1.1
	3121H6	TUBE, AIR CLEANER CONNECTING (A) .....	1.3
		.NOTE: With middle cowling (9)	
7	312102	COVER, AIR CLEANER CASE .....	0.1
11	3121C1	RESONATOR .....	0.6
	3121L9	RESONATOR(A) .....	0.8
		.NOTE: With middle cowling	

Ref. No.	Part No.	Description	Reqd. QTY				Serial No.	Parts catalogue code
			L	CRF250 LA	RL	RLA		
1	17210-KZZ-900	CASE COMP., AIR CLEANER .....	1	1	1	1		
2	17220-KZZ-J00	ELEMENT COMP., AIR CLEANER ..	1	1	1	1		
3	17234-KCW-871	TUBE, AIR CLEANER DRAIN .....	1	1	1	1		
4	17241-KZZ-900	DUCT, AIR CLEANER .....	1	1	1	1		
5	17251-KZZ-J00	TUBE, AIR CLEANER CONNECTING ..	1	1	1	1		
6	17255-MCG-000	BAND, RESONATOR(28) .....	1	1	1	1		
7	17260-KZZ-900	LID COMP., AIR CLEANER .....	1	1	1	1		
8	17261-KVB-T00	TUBE, DRAIN .....	1	1	1	1		
9	17262-KZZ-900	SEAL, AIR CLEANER .....	1	1	1	1		
10	17265-KZZ-900	TUBE, BREATHER .....	1	1	1	1		
11	17311-KZZ-900	RESONATOR .....	1	1	1	1		
12	17316-611-000	CLIP, BREATHER TUBE .....	1	1	1	1		
13	17371-174-670	CLIP, BREATHER TUBE .....	2	2	2	2		
14	17724-102-700	CLIP, SUB TANK HOSE .....	1	1	1	1		
15	31511-KCZ-J60	RUBBER, BATTERY CUSHION .....	1	1	1	1		
16	31511-KE2-850	RUBBER, BATTERY CUSHION .....	1	1	1	1		
17	31511-KZZ-900	RUBBER, BATTERY CUSHION .....	2	2	2	2		
18	80105-KZZ-900	STAY, FUSE BOX .....	1	1	1	1		
19	84601-HC4-000	NUT, FENDER SETTING(6MM) .....	1	1	1	1		
20	84601-HC4-000	NUT, FENDER SETTING(6MM) .....	1	1	-	-		
21	90109-KZZ-900	BOLT, FLANGE, 6MM .....	1	1	1	1		
22	90652-KZZ-901	CLIP .....	1	1	1	1		
23	93500-05025-0G	SCREW, PAN, 5X25 .....	1	1	1	1		
24	93903-25480	SCREW, TAPPING, 5X20 .....	4	4	4	4		
25	95003-19042-20	TUBE, VINYL, 7X11X420 .....	1	1	1	1		



# F-25

# AIR CLEANER

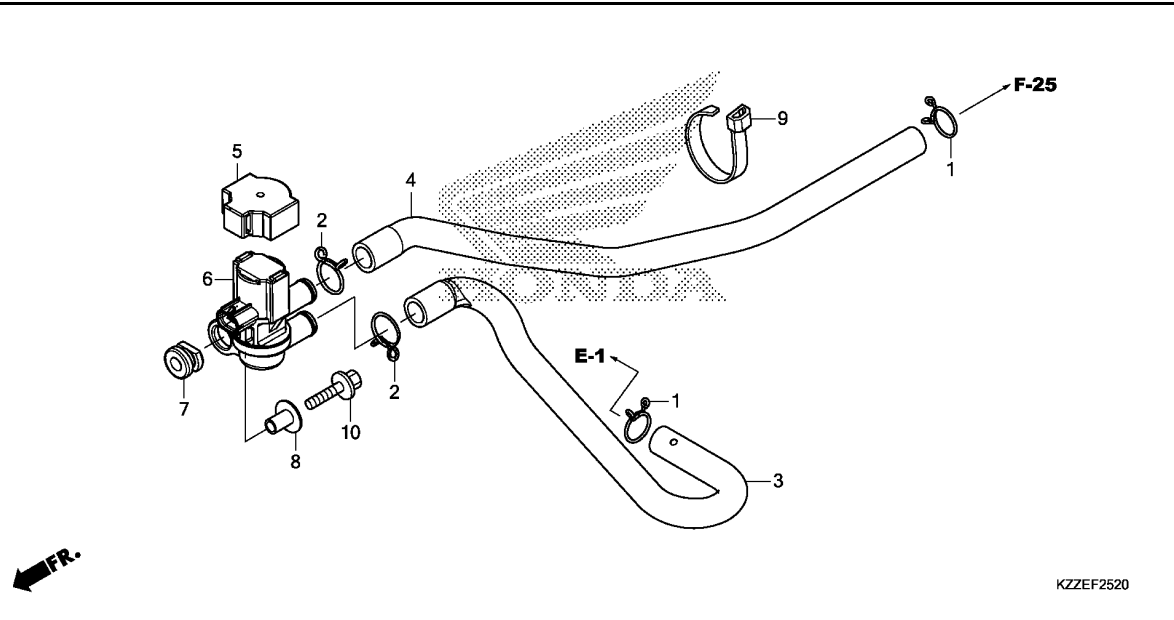


Ref. No.	Part No.	Description	Reqd. QTY				Serial No.	Parts catalogue code
			L	LA	RL	RLA		
26	95018-56250	BAND, AIR CLEANER CONNECTING TUBE (56)	1	1	1	1		
27	95701-06012-08	BOLT, FLANGE, 6X12 .....	2	2	2	2		

3

# F-25-20

# AIR INJECTION SOLENOID VALVE



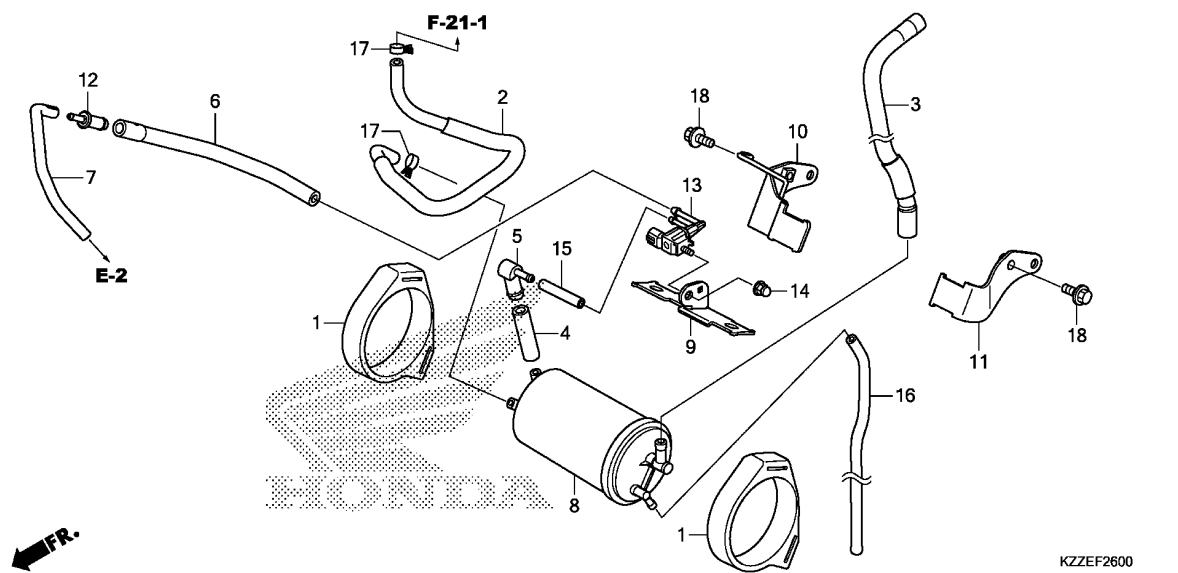
Ref. No.	L.O.N.	(Relative ref. Number) Description	F.R.T.
6	314130	VALVE, SECONDARY AIR CONTROL	0.3
	3141C7	VALVE, SECONDARY AIR CONTROL (A)	0.5
.NOTE: With middle cowlng			

Ref. No.	Part No.	Description	Reqd. QTY				Serial No.	Parts catalogue code
			L	LA	RL	RLA		
			H	H	H	H		
1	17316-611-000	CLIP, BREATHER TUBE	2	2	2	2		
2	17724-102-700	CLIP, SUB TANK HOSE	2	2	2	2		
3	18651-KZZ-J00	TUBE, AIR INJECTION(AISV-ENG)	1	1	1	1		
4	18653-KZZ-J00	TUBE(AISV-AIR CLEANER)	1	1	1	1		
5	35451-KVZ-630	CAP, AIR INJECTION SOLENOID VALVE	1	1	1	1		
6	36450-KVZ-631	VALVE ASSY., AIR INJECTION SOLENOID	1	1	1	1		
7	43516-MR5-000	RUBBER, MOUNTING	1	1	1	1		
8	77302-473-000	COLLAR, PILLION SEAT	1	1	1	1		
9	90652-KT1-771	BAND, WIRE(BLACK)	1	1	1	1		
10	96001-06022-00	BOLT, FLANGE, 6X22	1	1	1	1		



# F-26

# CANISTER



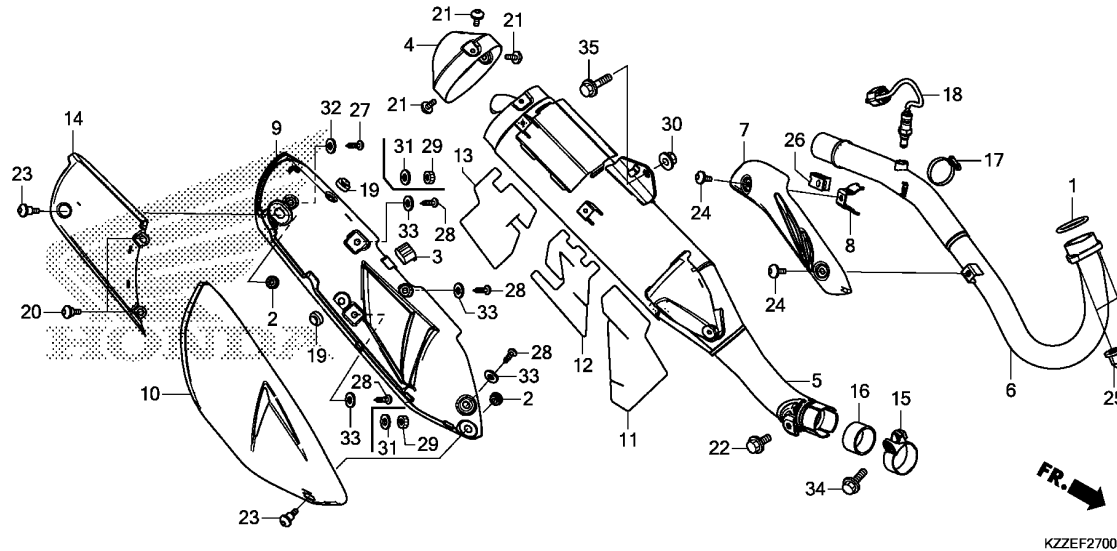
Ref. No.	L.O.N.	(Relative ref. Number) Description	F.R.T.
8	3141A4	CANISTER .....	0.6
13	3141A9	VALVE, PURGE CONTROL .....	0.7

Ref. No.	Part No.	Description	Reqd. QTY				Serial No.	Parts catalogue code
			L	LA	RL	RLA		
1	17411-KZZ-900	RUBBER, CANISTER MOUNT .....	-	-	-	2	-----	KO
2	17412-KZZ-900	TUBE, CHARGE .....	-	-	-	1	-----	KO
3	17413-KZZ-J00	TUBE, AIR .....	-	-	-	1	-----	KO
4	17414-KZZ-900	TUBE, FUEL, 9X45 .....	-	-	-	1	-----	KO
5	17415-KZZ-900	JOINT, TUBE .....	-	-	-	1	-----	KO
6	17416-KZZ-J00	TUBE A(PCV-ENGINE) .....	-	-	-	1	-----	KO
7	17417-KZZ-J00	TUBE B(PCV-ENGINE) .....	-	-	-	1	-----	KO
8	17421-KYJ-902	CANISTER COMP. ....	-	-	-	1	-----	KO
9	17430-KZZ-900	STAY COMP., PURGE CONTROL SOLENOID .....	-	-	-	1	-----	KO
10	17450-KZZ-J00	STAY COMP., R. CANISTER .....	-	-	-	1	-----	KO
11	17460-KZZ-J00	STAY COMP., L. CANISTER .....	-	-	-	1	-----	KO
12	19126-KM1-010	JOINT, TUBE .....	-	-	-	1	-----	KO
13	36162-HW5-901	VALVE, P2 CONTROL SOLENOID ..	-	-	-	1	-----	KO
14	90304-KZZ-900	NUT, HEX. CAP, 6MM .....	-	-	-	1	-----	KO
15	95001-35035-40	TUBE, FUEL, 3.5X35 (95001-35001-60M) .....	-	-	-	1	-----	KO
16	95001-45490-40	TUBE, FUEL, 4.5X490 (95001-45001-60M) .....	-	-	-	1	-----	KO
17	95002-40800-08	CLAMP, TUBE(D8) .....	-	-	-	2	-----	KO
18	96300-06014-00	BOLT, FLANGE, 6X14 .....	-	-	-	2	-----	KO

3

# F-27

# EXHAUST MUFFLER

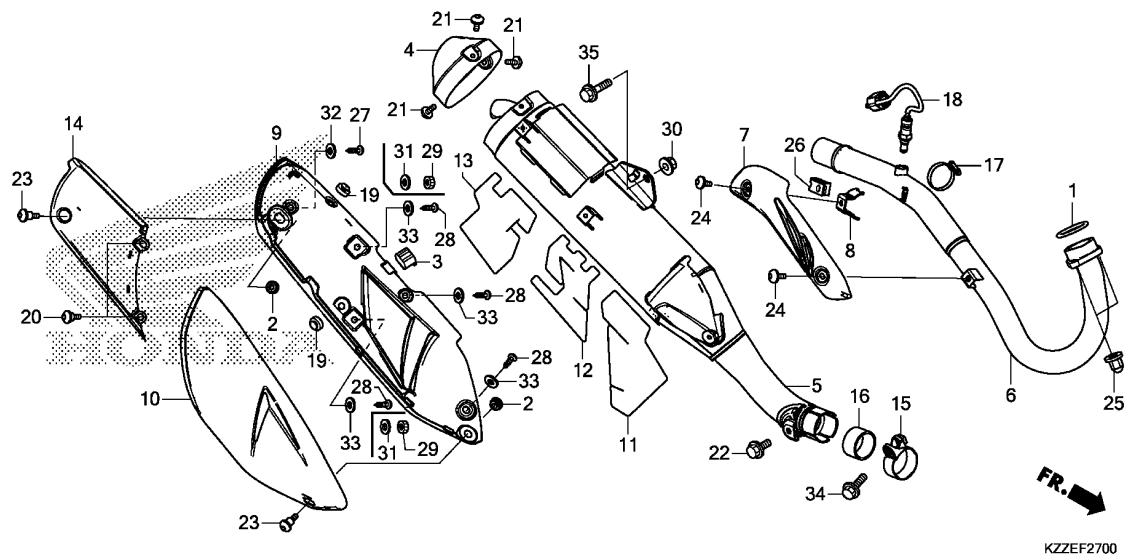


Ref. No.	L.O.N.	(Relative ref. Number) Description	F.R.T.
1	3131B4	GASKET, EXHAUST PIPE .....	0.3
	3131L2	GASKET, EXHAUST PIPE(A) .....	0.5
		.NOTE: With middle cowling	
4	3131F2	CAP, MUFFLER END .....	0.1
5	313120	MUFFLER .....	0.2
6	313110	PIPE, EXHAUST .....	0.4
	3131H9	PIPE, EXHAUST (A) .....	0.6
		.NOTE: With middle cowling	
7	3131A6	PROTECTOR, EXHAUST PIPE .....	0.1
9	313121	PROTECTOR, MUFFLER .....	0.3
10	3131B3	COVER, MUFFLER :FRONT .....	0.3
14	3131D3	COVER, MUFFLER :REAR .....	0.3
	3131K5	COVER, MUFFLER :BOTH .....	0.3
16	3131C4	GASKET, MUFFLER .....	0.2
18	617121	SENSOR, OXYGEN .....	0.5
	6171E1	SENSOR, OXYGEN(A) .....	0.7
		.NOTE: With middle cowling	

Ref. No.	Part No.	Description	Reqd. QTY				Serial No.	Parts catalogue code
			L	CRF250	RLA			
			H	LA	H	H		
1	18291-MEB-670	GASKET, EX. PIPE .....	1	1	1	1		
2	18293-KZZ-900	RUBBER, PROTECTOR PACKING .....	2	2	2	2		
3	18293-MN0-000	RUBBER, PROTECTOR .....	1	1	1	1		
4	18306-KZZ-900	CAP, TAIL .....	1	1	1	1		
5	18310-KZZ-J00	MUFFLER COMP. ....	1	1	1	1		
6	18320-KZZ-J00	PIPE COMP., EX. ....	1	1	1	1		
7	18325-KZZ-900	PROTECTOR, EX. PIPE .....	1	1	-	-		
8	18327-KZZ-J00	STAY, EX. PIPE PROTECTOR .....	1	1	-	-		
9	18355-KZZ-J00	PROTECTOR, MUFFLER .....	1	1	1	1		
10	18360-KZZ-D20ZA	COVER, FR. MUFFLER						
	*NH196*	.....ROSS WHITE	1	1	-	-		
11	18361-KZZ-J00	GUARD, HEAT(A) .....	1	1	1	1		
12	18362-KZZ-J00	GUARD, HEAT(B) .....	1	1	1	1		
13	18363-KZZ-J00	GUARD, HEAT(C) .....	1	1	1	1		
14	18365-KZZ-900	COVER, RR. MUFFLER .....	1	1	1	1		
15	18373-KYJ-900	BAND, MUFFLER .....	1	1	1	1		
16	18392-KYJ-901	PACKING, MUFFLER .....	1	1	1	1		
17	19509-MM5-003	CLAMPER, RADIATOR HOSE .....	1	1	-	-		
18	36531-KZZ-J01	SENSOR, OXYGEN(NGK) .....	1	1	1	1		
19	83512-KZZ-900	RUBBER, MUFFLER PROTECTOR .....	2	2	2	2		
20	90114-KPB-750	SCREW, SPECIAL, 5X14 .....	-	-	2	2		
21	90114-KZZ-900	SCREW, SPECIAL, 5X10 .....	3	3	3	3		
22	90118-KZZ-900	BOLT, FLANGE, 8X16 .....	1	1	1	1		
23	90160-KZZ-900	BOLT, MUFFLER PROTECTOR(5MM) .....	2	2	2	2		
24	90170-KZZ-900	SCREW, PAN, 6X10 .....	2	2	-	-		

# F-27

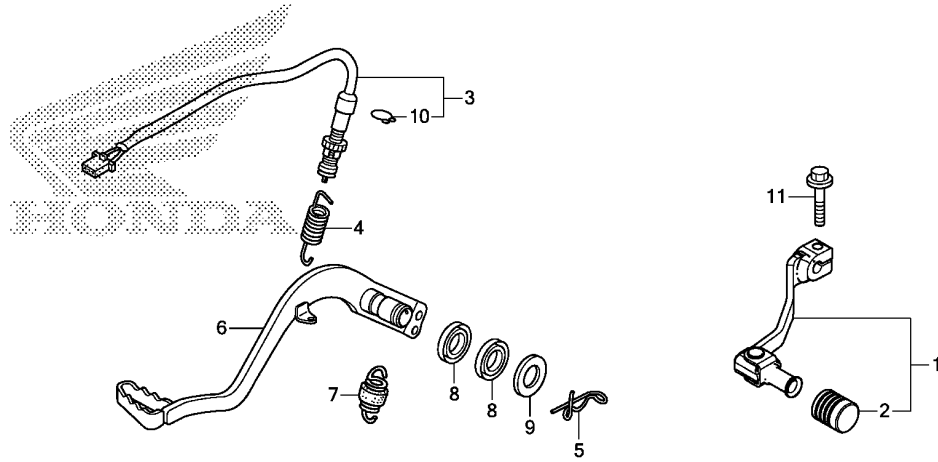
# EXHAUST MUFFLER



Ref. No.	Part No.	Description	Reqd. QTY				Serial No.	Parts catalogue code
			L	LA	RL	RLA		
			H	H	H	H		
25	90304-KPH-700	NUT, HEX. CAP, 8MM .....	2	2	2	2		
26	90344-964-003	NUT, CLIP, 6MM .....	1	1	-	-		
27	93913-142J0	SCREW, TAPPING, 4X12 .....	1	1	1	1		
28	93913-142J0	SCREW, TAPPING, 4X12 .....	4	4	-	-		
29	94001-05000-0S	NUT, HEX., 5MM .....	-	-	2	2		
30	94050-08000	NUT, FLANGE, 8MM .....	1	1	1	1		
31	94101-05000	WASHER, PLAIN, 5MM .....	-	-	2	2		
32	94103-04000	WASHER, PLAIN, 4MM .....	1	1	1	1		
33	94103-04000	WASHER, PLAIN, 4MM .....	4	4	-	-		
34	95701-08038-02	BOLT, FLANGE, 8X38 .....	1	1	1	1		
35	96300-08040-00	BOLT, FLANGE, 8X40 .....	1	1	1	1		

# F-29

# PEDAL



FR.

KZZEF2900

Ref. No.	L.O.N.	(Relative ref. Number) Description	F.R.T.
1	4101A1	PEDAL, GEAR CHANGE .....	0.1
3	6151B5	SWITCH, REAR STOP :PEDAL SIDE	0.3
	6151H1	SWITCH, REAR STOP(A) :PEDAL SIDE .....	0.7
		.NOTE: With middle cowling	
	6151H1A	.With canister add .....	0.2
6	810160	PEDAL, REAR BRAKE .....	0.1

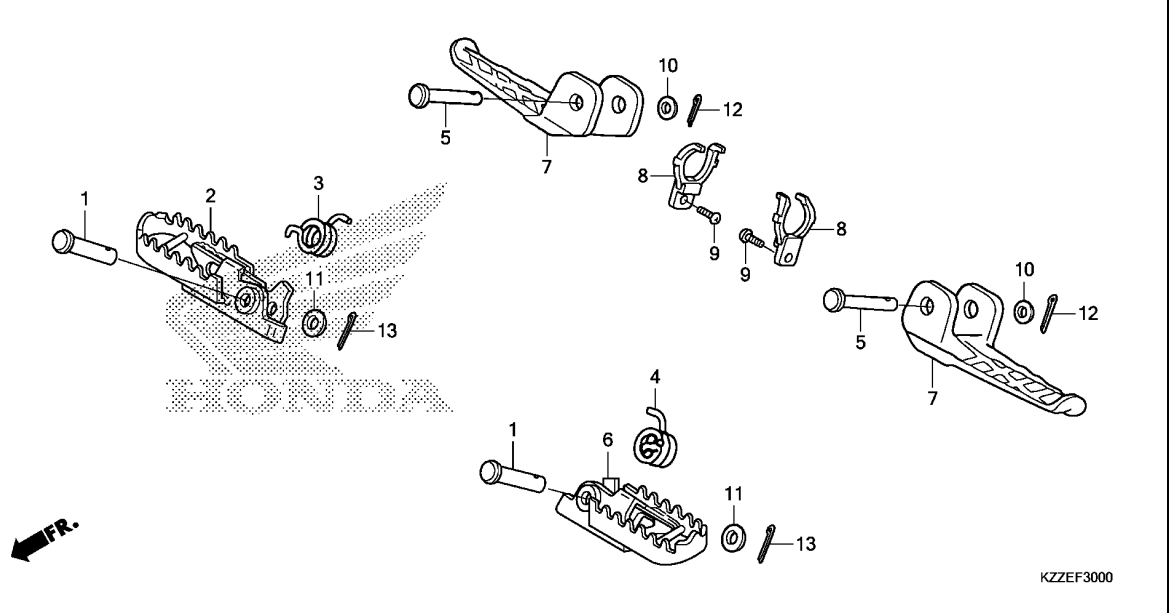
Ref. No.	Part No.	Description	Reqd. QTY				Serial No.	Parts catalogue code
			L	LA	RL	RLA		
			H	H	H	H		
1	24700-KZZ-J00	PEDAL ASSY., CHANGE .....	1	1	1	1		
2	24781-KZZ-J00	RUBBER, CHANGE PEDAL .....	1	1	1	1		
3	35350-KZZ-J01	SWITCH ASSY., RR. STOP .....	1	1	1	1		
4	35357-KZZ-900	SPRING, STOP SWITCH .....	1	1	1	1		
5	43950-KZZ-900	PIN, SNAP .....	1	1	1	1		
6	46500-KZZ-900	PEDAL COMP., RR. BRAKE .....	1	1	1	1		
7	46511-KZ4-J00	SPRING ASSY., RR. BRAKE RETURN	1	1	1	1		
8	46525-KK0-003	DUST SEAL, 17X20X2.5 .....	2	2	2	2		
9	90439-463-000	WASHER, PLAIN, 16MM .....	1	1	1	1		
10	90601-KAF-003	CLIP, SWITCH COVER .....	1	1	1	1		
11	95701-06020-00	BOLT, FLANGE, 6X20 .....	1	1	1	1		

3



# F-30

# STEP



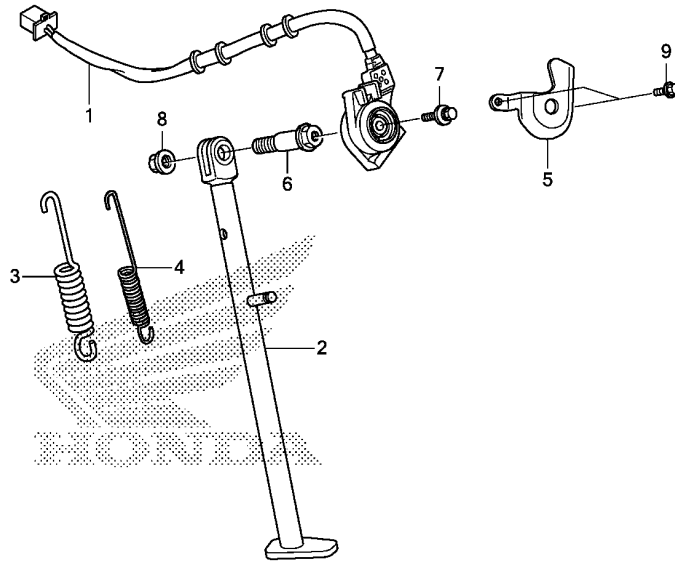
Ref. No.	L.O.N.	(Relative ref. Number) Description	F.R.T.
2	4101C6	BAR, MAIN STEP :RIGHT .....	0.1
6	4101C5	BAR, MAIN STEP :LEFT .....	0.1
	4101J1	BAR, MAIN STEP :BOTH .....	0.2
7	4101C7	BAR, PILLION STEP :LEFT .....	0.1
	4101R8	BAR, PILLION STEP(A) :LEFT ... .NOTE: With middle cowling	0.2
	4101C8	BAR, PILLION STEP :RIGHT .....	0.1
	4101EY	BAR, PILLION STEP(A) :RIGHT .. .NOTE: With middle cowling	0.2
	4101P4	BAR, PILLION STEP :BOTH .....	0.2
	4101EZ	BAR, PILLION STEP(A) :BOTH ... .NOTE: With middle cowling	0.3

3

Ref. No.	Part No.	Description	Reqd. QTY				Serial No.	Parts catalogue code
			L	CRF250	RL	RLA		
			H	LA	H	H		
1	50603-KZZ-900	PIN, STEP JOINT .....	2	2	2	2		
2	50616-KZZ-900	STEP COMP., R. ....	1	1	1	1		
3	50617-KZZ-900	SPRING, R. STEP RETURN .....	1	1	1	1		
4	50618-KZZ-900	SPRING, L. STEP RETURN .....	1	1	1	1		
5	50639-KZZ-900	PIN, STEP BAR .....	2	2	2	2		
6	50642-KZZ-900	STEP COMP., L. ....	1	1	1	1		
7	50711-KZZ-900	STEP, PILLION .....	2	2	2	2		
8	50713-KZZ-900	GUIDE, PILLION STEP .....	2	2	2	2		
9	90020-KZZ-900	SCREW, PAN, 4X10 .....	2	2	2	2		
10	94101-08000	WASHER, PLAIN, 8MM .....	2	2	2	2		
11	94102-10000	WASHER, PLAIN, 10MM .....	2	2	2	2		
12	94201-20150	PIN, SPLIT, 2.0X15 .....	2	2	2	2		
13	94201-20180	PIN, SPLIT, 2.0X18 .....	2	2	2	2		

# F-31

# STAND



FR.

KZZEF3100

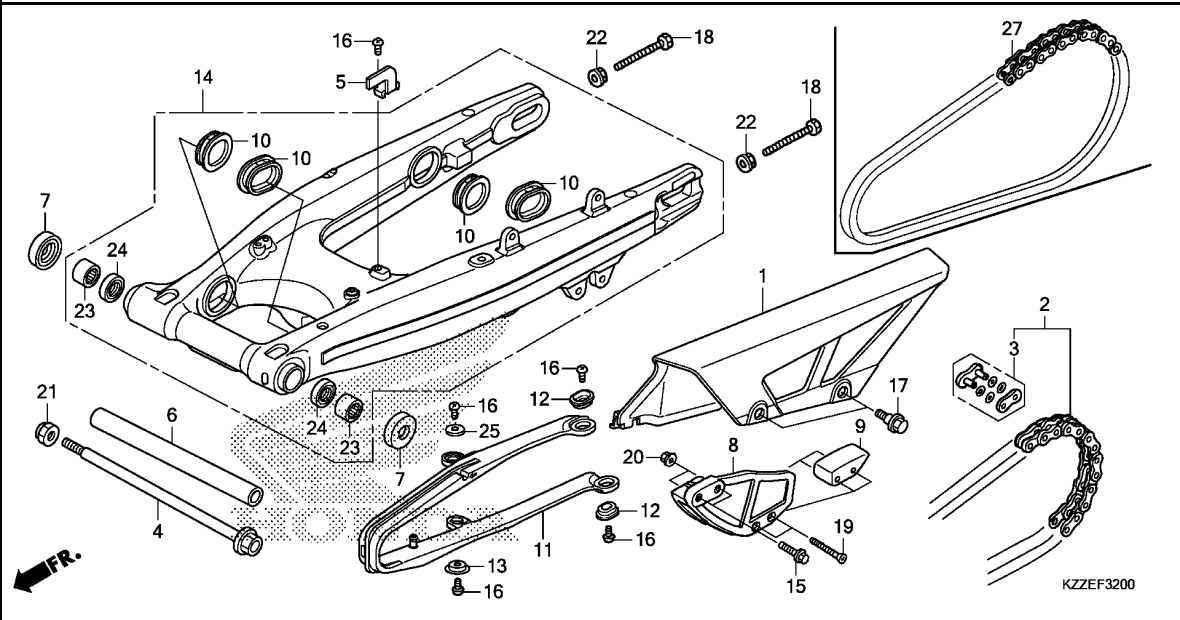
Ref. No.	L.O.N.	(Relative ref. Number) Description	F.R.T.
1	615195	SWITCH, SIDE STAND .....	1.1
	6151H9	SWITCH, SIDE STAND(A) .....	1.3
.NOTE: With middle cowling			
2	410180	BAR, SIDE STAND .....	0.2
3		(4)	
	410182	SPRING, SIDE STAND .....	0.1
.NOTE: Same time for two units			

Ref. No.	Part No.	Description	Reqd. QTY				Serial No.	Parts catalogue code
			L	CRF250 LA	RL	RLA		
			H	H	H	H		
1	35700-KZZ-901	SWITCH ASSY., SIDE STAND ....	1	1	1	1		
2	50530-KZZ-D20	BAR COMP., SIDE STAND .....	1	1	-	-		
	50530-KZZ-J00	.....	-	-	1	1		
3	50541-MY5-860	SPRING, SIDE STAND .....	1	1	-	-		
	50541-KZZ-J00	.....	-	-	1	1		
4	50545-MY5-860	SUB SPRING, SIDE STAND .....	1	1	-	-		
	50545-KZZ-J00	.....	-	-	1	1		
5	50547-KZZ-900	GUARD, SIDE STAND SWITCH ....	1	1	1	1		
6	90108-KPP-860	BOLT, SIDE STAND PIVOT .....	1	1	1	1		
7	90147-KVY-900	BOLT, SWITCH SETTING .....	1	1	1	1		
8	90304-KGH-901	NUT, U, 10MM .....	1	1	1	1		
9	96001-06010-07	BOLT, FLANGE, 6X10 .....	2	2	2	2		

3

# F-32

# SWINGARM



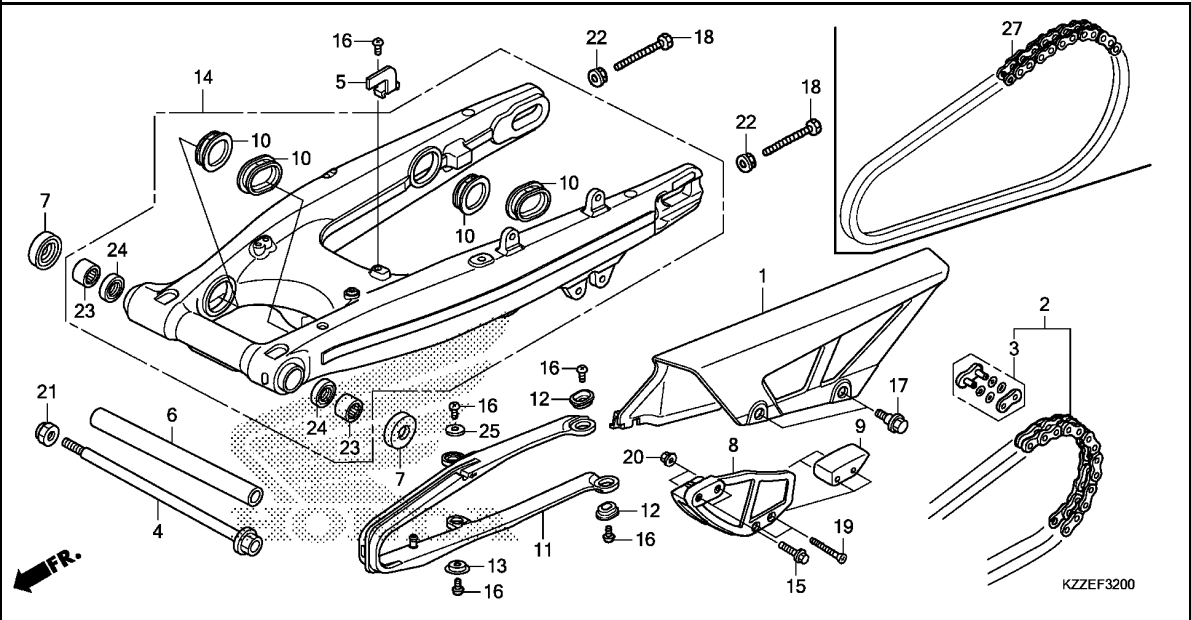
Ref. No.	L.O.N.	(Relative ref. Number) Description	F.R.T.
1	410195	CASE, DRIVE CHAIN .....	0.1
2	213165	CHAIN, DRIVE .....	0.5
8	4101E2	GUIDE, DRIVE CHAIN .....	0.1
9	4101J2	SLIDER, CHAIN GUIDE .....	0.1
11	4101E5	SLIDER, CHAIN .....	0.3
14	5121B0	SWINGARM ASSEMBLY .....	0.9
23		(24)	
	5121C8	BEARING, SWINGARM PIVOT :LEFT	1.0
	5121C9	BEARING, SWINGARM PIVOT :RIGHT	1.0
	5121D0	BEARING, SWINGARM PIVOT :BOTH	1.2
27	2131M1	CHAIN, DRIVE(ENDLESS) .....	0.7

**3**

Ref. No.	Part No.	Description	Reqd. QTY				Serial No.	Parts catalogue code
			L	CRF250 LA	RL	RLA		
			H	H	H	H		
1	40510-KZZ-900	CASE, DRIVE CHAIN .....	1	1	1	1		
2	40540-KYJ-902	CHAIN, DRIVE(DAIDO) (DID520VF-120ZB) (STANDARD LINK 106L)	1	1	1	1	----- ED,IN,KO,U	
3	40545-KYJ-902	JOINT, DRIVE CHAIN(DAIDO) ...	1	1	1	1	----- ED,IN,KO,U	
4	52101-KZZ-900	BOLT, SWINGARM PIVOT .....	1	1	1	1		
5	52131-KZZ-900	STAY, CHAIN CASE .....	1	1	1	1		
6	52141-KZZ-900	COLLAR, CENTER PIVOT DISTANCE	1	1	1	1		
7	52144-356-005	CAP, SWINGARM DUST SEAL(NOK)	2	2	2	2		
8	52146-KV6-010	GUIDE, CHAIN .....	1	1	1	1		
9	52147-KV6-010	SLIDER, CHAIN GUIDE .....	1	1	1	1		
10	52161-KZZ-900	CAP, RR. SWINGARM .....	4	4	4	4		
11	52170-KZZ-900	SLIDER, CHAIN .....	1	1	1	1		
12	52171-KR6-000	WASHER, CHAIN SLIDER .....	2	2	2	2		
13	52171-MAN-620	WASHER, CHAIN SLIDER .....	1	1	1	1		
14	52200-KZZ-900	SWINGARM SUB ASSY., RR. ....	1	1	1	1		
15	90103-KZZ-900	BOLT, FLANGE, 6X20 .....	2	2	2	2		
16	90107-MJP-650	SCREW, PAN, 5X12 .....	5	5	5	5		
17	90111-KZZ-900	BOLT, FLANGE, 6MM .....	2	2	2	2		
18	90112-KZZ-900	BOLT, HEX., 8X47.5 .....	2	2	2	2		
19	90115-KZZ-900	SCREW, FLAT, 6X53 .....	2	2	2	2		
20	90301-KGH-901	NUT, U, 6MM(FUJI SEIMITSU) ..	2	2	2	2		
21	90305-KCJ-951	NUT, U, 14MM(FUJI SEIMITSU) ..	1	1	1	1		
22	90309-357-000	NUT, HEX., 8MM .....	2	2	2	2		
23	91070-GC4-601	BEARING, NEEDLE, 20X26X20(NTN)	2	2	2	2		

# F-32

# SWINGARM

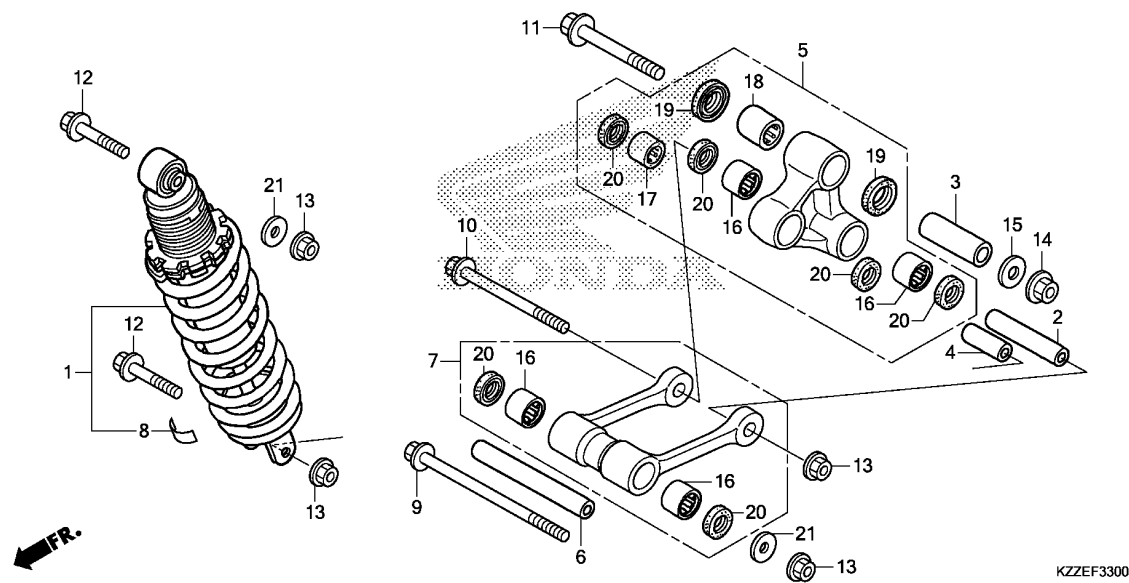


Ref. No.	Part No.	Description	Reqd. QTY				Serial No.	Parts catalogue code
			L	LA	RL	RLA		
24	91254-KS6-003	DUST SEAL, 20X26X4.5(ARAI) ..	2	2	2	2		
25	94103-05700	WASHER, PLAIN, 5MM .....	1	1	1	1		
27	40530-KZZ-901	CHAIN, DRIVE(DID520VF-106LE)	1	-	1	-	-----	----- LA,PH



# F-33

# REAR CUSHION



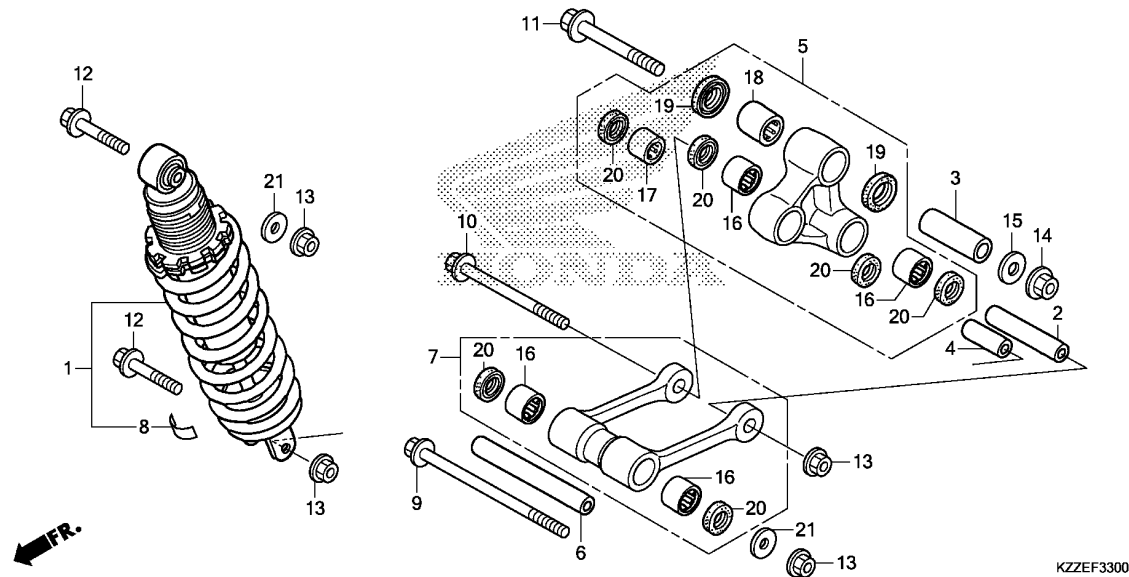
Ref. No.	L.O.N.	(Relative ref. Number) Description	F.R.T.
1	512115	CUSHION ASSY., REAR .....	1.1
	5121K7	CUSHION ASSY., REAR(A) .....	1.3
		.NOTE: With middle cowling	
5	512140	ARM, CUSHION .....	0.2
7	512145	ROD, CUSHION CONNECTING .....	0.2
16		(17,18)	
	5121D4	BEARING, CUSHION CONNECTING ROD .....	0.3
	5121D4A	.Replace 1 bearing add .....	0.1
	512146	BEARING, CUSHION ARM .....	0.3
	5121D3	BEARING, CUSHION ARM :FOR 1 VEHICLE .....	0.6

3

Ref. No.	Part No.	Description	Reqd. QTY				Serial No.	Parts catalogue code
			L	CRF250	RL	RLA		
			H	H	H	H		
1	52400-KZZ-G41	CUSHION ASSY., RR. (SHOWA) ...	1	1	-	-	ED,U	
	52400-KZZ-D31	.....	1	-	-	-	LA	
	52400-KZZ-D11	.....	1	-	-	-	PH	
	52400-KZZ-L41	.....	-	-	1	-	IN	
	52400-KZZ-J31	.....	-	-	1	-	LA	
	52400-KZZ-J11	.....	-	-	1	-	PH	
	52400-KZZ-J81	.....	-	-	-	1	ED,U	
	52400-KZZ-L61	.....	-	-	-	1	KO	
2	52462-KPS-900	COLLAR A, CUSHION ARM .....	1	1	1	1		
3	52462-KZZ-900	COLLAR C, CUSHION ARM .....	1	1	1	1		
4	52464-KPE-900	COLLAR C, CUSHION ARM .....	1	1	1	1		
5	52465-KZZ-900	ARM SUB ASSY., CUSHION .....	1	1	-	-		
	52465-KZZ-J00	.....	-	-	1	1		
6	52472-KZZ-900	COLLAR, CONNECTING ROD .....	1	1	1	1		
7	52475-KZZ-900	ROD SUB ASSY., CUSHION CONNECTING .....	1	1	-	-		
	52475-KZZ-J00	.....	-	-	1	1		
8	87516-MCA-G60	LABEL, RR. DAMPER (PICTOGRAPH) .....	1	1	-	1	ED,U	
	87516-KFC-910	LABEL, RR. DAMPER CAUTION (SPANISH) .....	1	-	1	-	LA	
	87516-KV6-610	LABEL, RR. DAMPER (ENGLISH) ..	1	-	1	-	PH	
	87516-KZZ-L40	LABEL, RR. DAMPER (INDONESIAN) ..	-	-	1	-	IN	
	87516-KFK-750	LABEL, RR. DAMPER (KOREAN) ...	-	-	-	1	KO	
9	90151-KZZ-900	BOLT, FLANGE, 10X127 .....	1	1	1	1		
10	90152-KZZ-900	BOLT, FLANGE, 10X103 .....	1	1	1	1		
11	90153-KZZ-900	BOLT, FLANGE, 12X88 .....	1	1	1	1		
12	90154-KZZ-900	BOLT, FLANGE, 10X53 .....	2	2	2	2		

# F-33

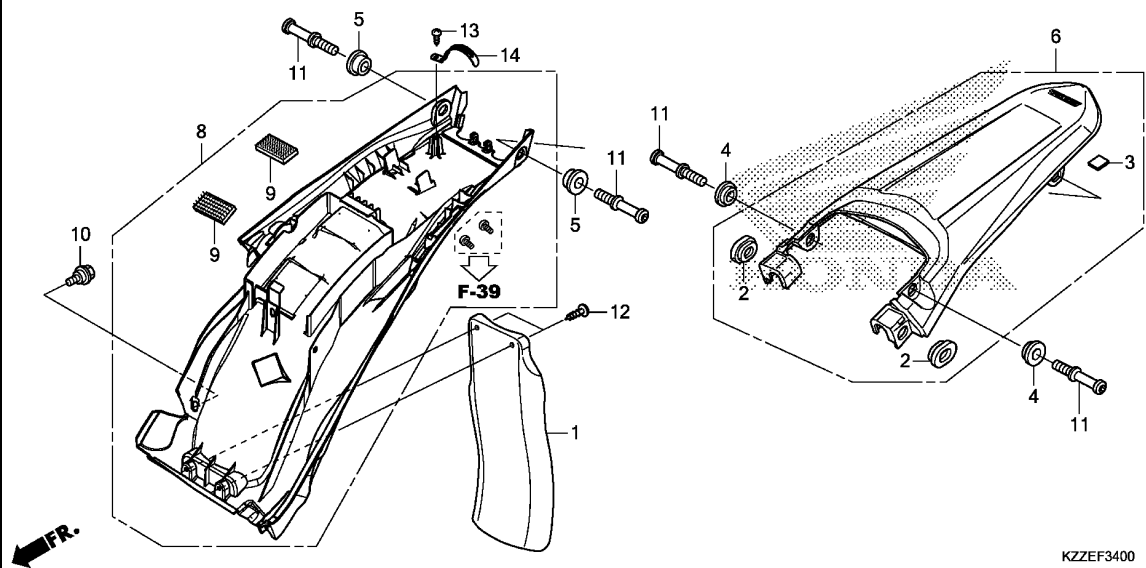
# REAR CUSHION



Ref. No.	Part No.	Description	Reqd. QTY				Serial No.	Parts catalogue code
			L	LA	RL	RLA		
			H	H	H	H		
13	90304-GE8-003	NUT, U, 10MM(FUSE RASHI) .....	4	4	4	4		
14	90305-KZZ-901	NUT, U, 12MM .....	1	1	1	1		
15	90501-KZ4-J40	WASHER, PLAIN, 12MM .....	1	1	1	1		
16	91071-KV3-005	BEARING, NEEDLE(KOYO) .....	4	4	4	4		
17	91071-MY1-005	BEARING, NEEDLE, 17X24X17 (KOYO)	1	1	1	1		
18	91072-MY1-005	BEARING, NEEDLE, 20X26X20 ...	1	1	1	1		
19	91254-KS6-003	DUST SEAL, 20X26X4.5(ARAI) ..	2	2	2	2		
20	91262-KV3-831	DUST SEAL, 17X24X5(ARAI) .....	6	6	6	6		
21	94101-10800	WASHER, PLAIN, 10MM .....	2	2	2	2		

# F-34

# REAR FENDER



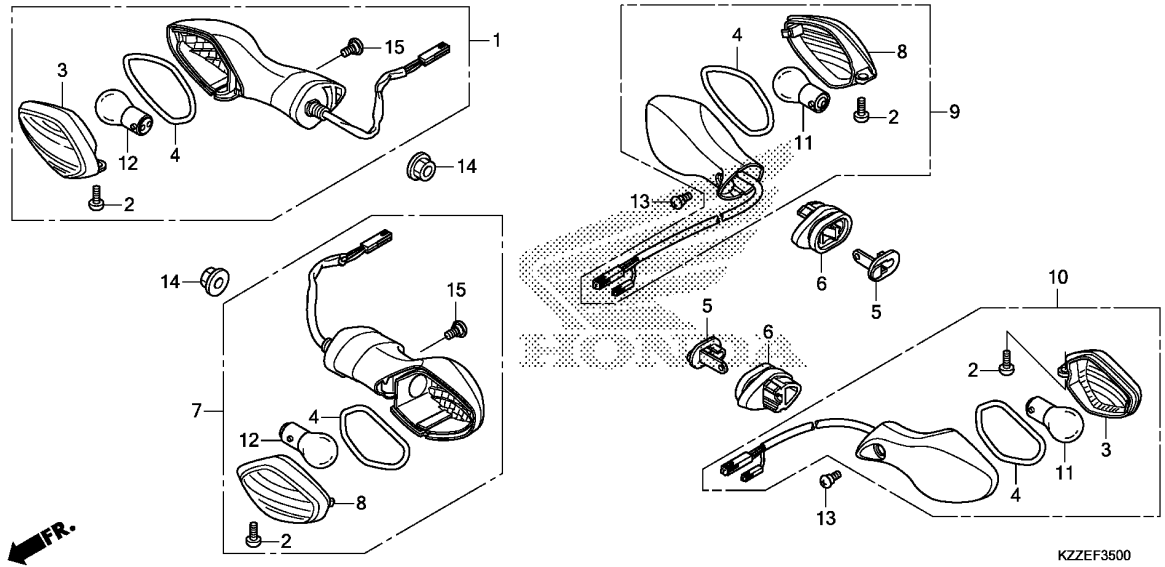
Ref. No.	L.O.N.	(Relative ref. Number) Description	F.R.T.
1	4131G4	MUDGUARD :REAR .....	0.1
6	413102	FENDER, REAR .....	0.1
8	413110	FENDER B, REAR .....	0.6

3

Ref. No.	Part No.	Description	Reqd. QTY				Serial No.	Parts catalogue code
			L	LA	RL	RLA		
			H	H	H	H		
1	17218-KZZ-900	MUDGUARD .....	1	1	1	1		
2	64266-MG9-770	GROMMET, SPEAKER PANEL .....	2	2	2	2		
3	64465-KZZ-J00	RUBBER SPONGE, RR. FENDER .....	1	1	1	1		
4	77223-KZZ-900	COLLAR A, FENDER SETTING .....	2	2	2	2		
5	77224-KZZ-900	COLLAR B, FENDER SETTING .....	2	2	2	2		
6	80010-KZZ-D10ZC	FENDER SET, RR.(WL)						
		*TYPE1*.....	1	1	-	-		
	80010-KZZ-J00ZB	*TYPE1*.....	-	-	1	1		
8	80150-KZZ-307	FENDER SET B, RR. ....	1	1	1	1		
9	83643-355-300	TAPE, MAGIC(FEMALE)(25X50) ..	2	2	2	2		
10	90110-KZZ-900	BOLT, FLANGE, 6MM .....	1	1	1	1		
11	90116-KZZ-900	BOLT, HOOK, 8MM .....	4	4	4	4		
12	93913-15510	SCREW, TAPPING, 5X20 .....	2	2	2	2		
13	93913-14120	SCREW, TAPPING, 4X10 .....	1	1	1	1		
14	94591-49000	CLIP, 4X90 .....	1	1	1	1		

# F-35

# WINKER(CRF250L/LA)



Ref. No.	L.O.N.	(Relative ref. Number) Description	F.R.T.
1	6161C4	WINKER :RIGHT FRONT .....	0.2
7	6161C3	WINKER :LEFT FRONT .....	0.2
	6161C5	WINKER :BOTH FRONT .....	0.2
9	6161C7	WINKER :RIGHT REAR .....	0.4
10	6161C6	WINKER :LEFT REAR .....	0.4
	6161C8	WINKER :BOTH REAR .....	0.4
11		(3,4,8) BULB, WINKER :REAR .....	0.1
12		(3,4,8) BULB, WINKER :FRONT .....	0.1
	6161G0	BULB, WINKER :FOR 1 VEHICLE ..	0.2

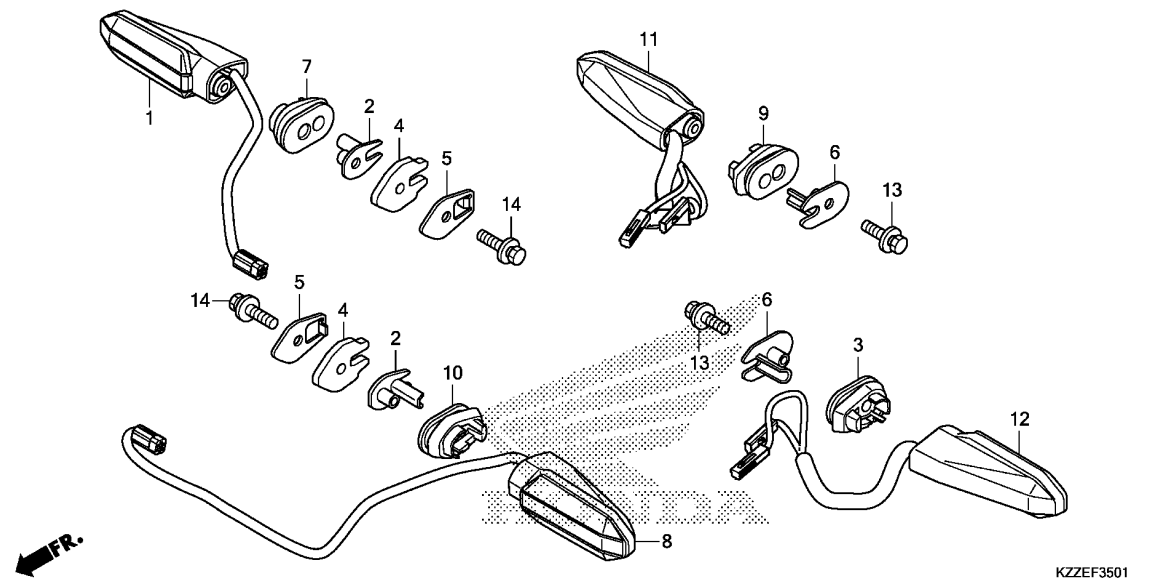
Ref. No.	Part No.	Description	Reqd. QTY				Serial No.	Parts catalogue code
			L	CRF250 LA	RL	RLA		
			H	H	H	H		
1	33400-KZZ-D21	WINKER ASSY., R. FR. (12V 21/5W)	1	1	-	-		
2	33402-MGS-D31	SCREW, SPECIAL, 4X10 .....	4	4	-	-		
3	33404-MGS-J32	LENS COMP., R. WINKER .....						
		(R. FR./L. RR.)	2	2	-	-		
4	33405-MKA-D81	SEAL, GASKET .....	4	4	-	-		
5	33412-MGS-D30	STAY, WINKER .....	2	2	-	-		
6	33413-MGS-D30	RUBBER, WINKER MOUNTING .....	2	2	-	-		
7	33450-KZZ-D21	WINKER ASSY., L. FR. (12V 21/5W)	1	1	-	-		
8	33454-MGS-J32	LENS COMP., L. WINKER .....						
		(L. FR./R. RR.)	2	2	-	-		
9	33600-KZZ-J11	WINKER ASSY., R. RR.(12V 21W)	1	1	-	-		
10	33650-KZZ-J11	WINKER ASSY., L. RR.(12V 21W)	1	1	-	-		
11	34904-MGZ-J01	BULB, WINKER LIGHT(P21W) .....	2	2	-	-		
12	34906-MGZ-J01	BULB, TAILLIGHT(P21/5W) (LIFE ELEX)	2	2	-	-		
13	90380-MGS-D30	SCREW, SPECIAL, 6X8 .....	2	2	-	-		
14	94050-10000	NUT, FLANGE, 10MM .....	2	2	-	-		
15	90380-KZZ-900	SCREW, SPECIAL, 6X11 .....	2	2	-	-		





# F-35-1

# WINKER(CRF250RL/RLA)



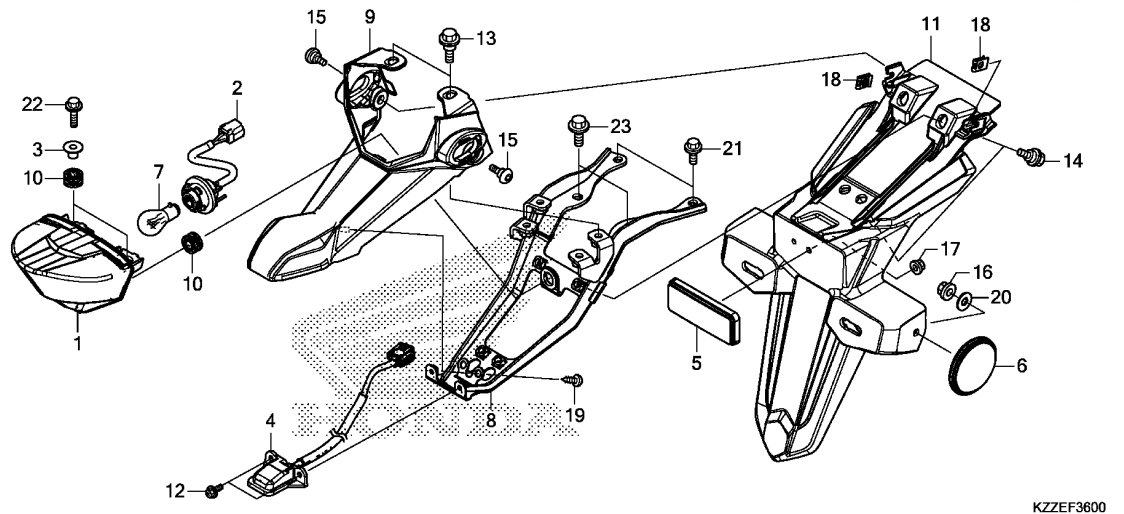
Ref. No.	L.O.N.	(Relative ref. Number) Description	F.R.T.
1	6161Y1	WINKER(A) :RIGHT FRONT .....	0.3
8	6161Y2	WINKER(A) :LEFT FRONT .....	0.3
	6161Y3	WINKER(A) :BOTH FRONT .....	0.5
11	6161C7	WINKER :RIGHT REAR .....	0.5
12	6161C6	WINKER :LEFT REAR .....	0.5
	6161C8	WINKER :BOTH REAR .....	0.6

3

Ref. No.	Part No.	Description	Reqd. QTY				Serial No.	Parts catalogue code
			L	CRF250	RLA			
			H	LA	H	H		
1	33400-KZZ-J01	WINKER ASSY., R. FR. ....	-	-	1	1	----- ED,KO,LA,PH,U	
	33400-KZZ-L41	.....	-	-	1	-	----- IN	
2	33411-K15-920	COLLAR, WINKER .....	-	-	2	2		
3	33412-KZZ-J00	RUBBER, R. WINKER MOUNTING .. (L. RR.)	-	-	1	1		
4	33413-KZZ-J00	PLATE, WINKER MOUNT(A) .....	-	-	2	2		
5	33414-KZZ-J00	PLATE, WINKER MOUNT(B) .....	-	-	2	2		
6	33415-KZZ-J00	COLLAR, WINKER .....	-	-	2	2		
7	33416-KZZ-J00	RUBBER, R. WINKER MOUNTING (A40)	-	-	1	1		
8	33450-KZZ-J01	WINKER ASSY., L. FR. ....	-	-	1	1	----- ED,KO,LA,PH,U	
	33450-KZZ-L41	.....	-	-	1	-	----- IN	
9	33452-KZZ-J00	RUBBER, L. WINKER MOUNTING .. (R. RR.)	-	-	1	1		
10	33456-KZZ-J00	RUBBER, L. WINKER MOUNTING (B40)	-	-	1	1		
11	33600-KZZ-J01	WINKER ASSY., R. RR. ....	-	-	1	1		
12	33650-KZZ-J01	WINKER ASSY., L. RR. ....	-	-	1	1		
13	93411-05025-00	BOLT-WASHER, 5X25 .....	-	-	2	2		
14	93411-05030-00	BOLT-WASHER, 5X30 .....	-	-	2	2		

# F-36

# TAILLIGHT

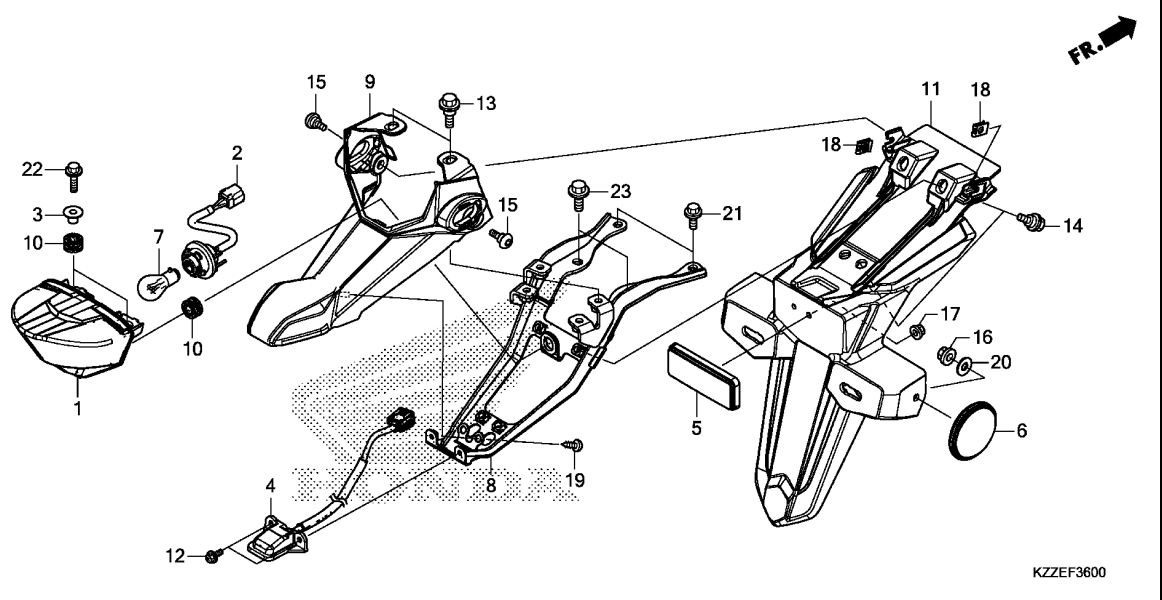


Ref. No.	L.O.N.	(Relative ref. Number) Description	F.R.T.
1	6161D5	TAILLIGHT UNIT .....	0.4
2	6111B4	CORD, TAILLIGHT .....	0.2
4	6161D8	LIGHT, LICENSE .....	0.5
7	6161G1	BULB, TAILLIGHT .....	0.2
8	4131Y1	STAY, NUMBER PLATE BRACKET ...	0.4
9	6161G8	COVER, TAILLIGHT .....	0.4
11	4131O5	FENDER A, REAR .....	0.1

Ref. No.	Part No.	Description	Reqd. QTY				Serial No.	Parts catalogue code
			L	CRF250 LA	RL	RLA		
			H	H	H	H		
1	33703-KZZ-J01	BASE COMP., TAILLIGHT .....	1	1	1	1		
2	33704-KZZ-J01	SOCKET COMP., TAILLIGHT .....	1	1	1	1		
3	33705-KZZ-J01	COLLAR, TAILLIGHT .....	2	2	2	2		
4	33720-KZZ-J01	LIGHT ASSY., LICENSE .....	1	1	1	1		
5	33741-KPL-902	REFLECTOR, REFLEX .....	1	1	1	1		
6	33741-KTG-U01	REFLECTOR, FR. REFLEX(AMBER) (RR.)	2	2	-	2	-----	ED,KO,U
7	34906-KSS-C01	BULB, TAILLIGHT(12V 21/5W) (KOITO)	1	1	1	1		
8	80110-KZZ-J00	STAY COMP., NUMBER BRACKET ..	1	1	1	1		
9	80115-KZZ-J00	COVER, TAILLIGHT .....	1	1	1	1		
10	83545-KZZ-J00	RUBBER, TAILLIGHT MOUNTING ..	3	3	3	3		
11	84701-KZZ-D10	BRACKET, NUMBER PLATE .....	1	1	-	1	-----	U
	84701-KZZ-J00	.....	1	-	1	-	-----	IN,LA
	84701-KZZ-F00	.....	1	-	1	-	-----	PH
	84701-KZZ-G40	.....	-	1	-	1	-----	ED,KO
12	90008-ZM7-000	BOLT, 4X10 .....	2	2	2	2		
13	90023-MGZ-J00	PIVOT, SHIFT DRUM STOPPER ARM	2	2	2	2		
14	90110-KZZ-900	BOLT, FLANGE, 6MM .....	4	4	4	4		
15	90114-MGZ-J00	SCREW, SPECIAL, 5X14 .....	2	2	2	2		
16	90301-KGH-901	NUT, U, 6MM(FUJI SEIMITSU) ..	2	2	-	2	-----	ED,KO,U
17	90301-KWN-901	NUT, U, 5MM .....	1	1	1	1		
18	90677-KAN-T00	NUT, CLIP, 5MM .....	2	2	2	2		
19	93903-24380	SCREW, TAPPING, 4X12 .....	2	2	2	2		
20	94103-06800	WASHER, PLAIN, 6MM .....	2	2	-	2	-----	ED,KO,U

# F-36

# TAILLIGHT



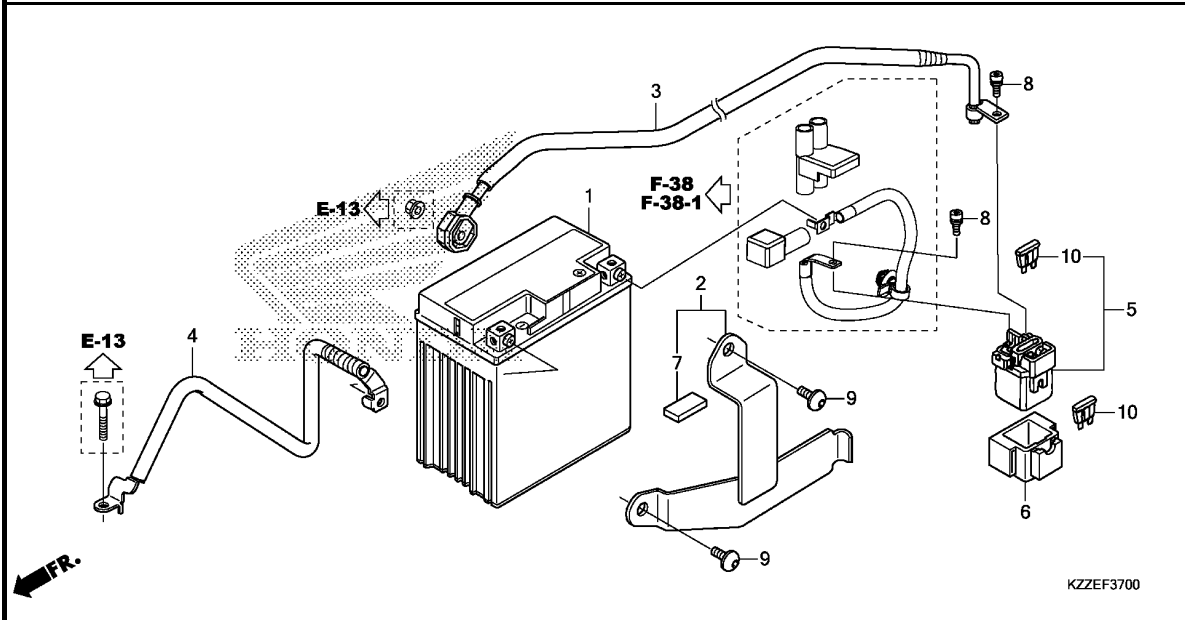
KZZEF3600

Ref. No.	Part No.	Description	Reqd. QTY				Serial No.	Parts catalogue code
			L	LA	RL	RLA		
21	95701-06012-00	BOLT, FLANGE, 6X12 .....	2	2	2	2		
22	95701-06020-08	BOLT, FLANGE, 6X20 .....	2	2	2	2		
23	95701-08014-00	BOLT, FLANGE, 8X14 .....	2	2	2	2		

**3**

# F-37

# BATTERY



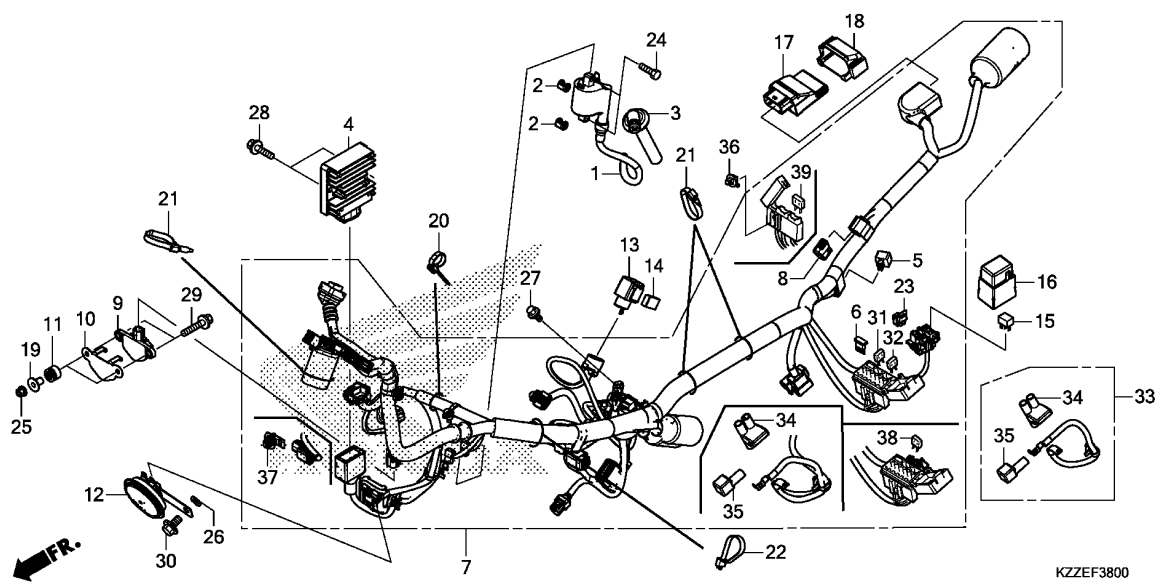
Ref. No.	L.O.N.	(Relative ref. Number) Description	F.R.T.
1	610100	BATTERY .....	0.2
3	612115	CABLE, STARTER MOTOR .....	0.3
	6121E0	CABLE, STARTER MOTOR(A) .....	0.6
		.NOTE: With middle cowling	
	6121E0B	.With canister add .....	0.2
4	610110	CABLE, NEGATIVE BATTERY .....	0.2
	6101A2	CABLE, NEGATIVE BATTERY(A) ...	0.5
		.NOTE: With middle cowling	
	6101A2B	.With canister add .....	0.2
5	615113	SWITCH, STARTER MAGNETIC .....	0.3

Ref. No.	Part No.	Description	Reqd. QTY				Serial No.	Parts catalogue code
			L	LA	RL	RLA		
			CRF250					
			H	H	H	H		
1	31500-KZZ-J81	BATTERY (YTZ8V) (YUASA) .....	1	1	-	1	-----	ED,U
	31500-KZZ-J31	.....	1	-	1	-	-----	LA
	31500-KZZ-J01	.....	1	-	1	-	-----	PH
	31500-KZZ-L41	.....	-	-	1	-	-----	IN
	31500-KZZ-L61	.....	-	-	-	1	-----	KO
2	31510-KZZ-J00	BAND, BATTERY .....	1	1	1	1		
3	32410-KZZ-900	CABLE, STARTER MOTOR .....	1	1	1	1		
4	32601-KZZ-900	CABLE, BATTERY EARTH .....	1	1	1	1		
5	35850-MT4-003	SWITCH ASSY., STARTER MAGNETIC	1	1	1	1		
6	35856-MT3-000	RUBBER, SHOCK .....	1	1	1	1		
7	50383-KZZ-900	RUBBER, BATTERY(10X20X3) ....	1	1	1	1		
8	90111-MR5-000	BOLT, SOCKET, 5X9 .....	2	2	2	2		
9	90170-KZZ-900	SCREW, PAN, 6X10 .....	2	2	2	2		
10	98200-33000	FUSE, BLADE(30A) .....	2	2	2	2		



**F-38**

**WIRE HARNESS(CRF250L/LA)**



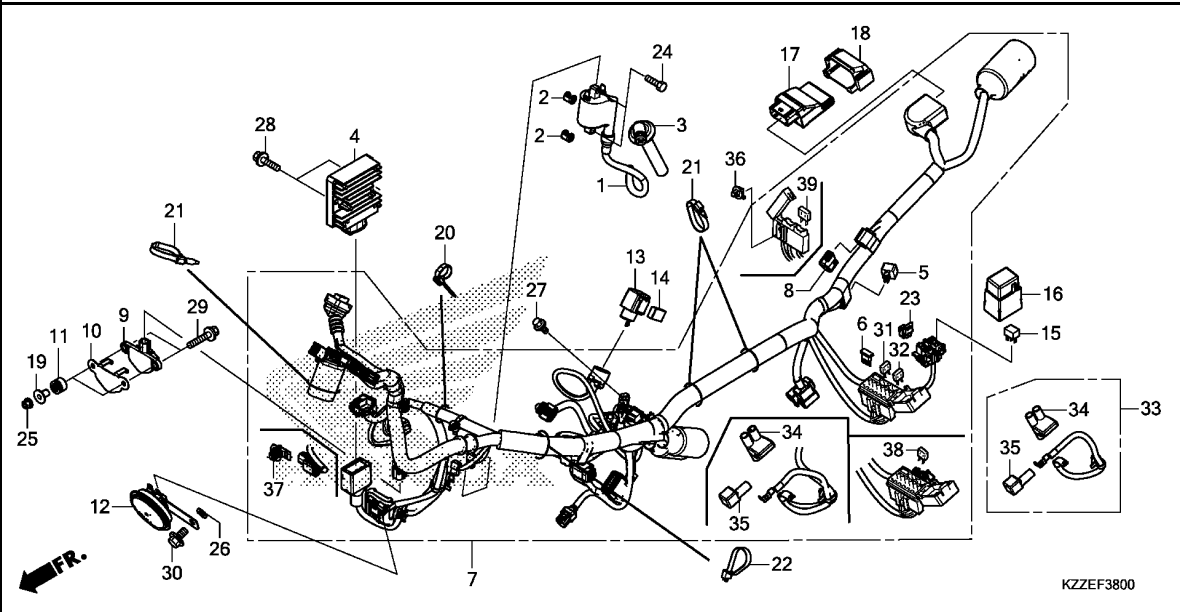
Ref. No.	L.O.N.	(Relative ref. Number) Description	F.R.T.
1	614105	COIL, IGNITION .....	0.6
3	6141E3	CAP, NOISE SUPPRESSOR .....	0.2
4	6131B2	RECTIFIER, REGULATE .....	0.4
5	6131B3	RECTIFIER, SILICON .....	0.2
6	6131B4	DIODE, THREE WAY .....	0.2
7	611100	HARNESS, WIRE .....	0.9
9	617125	SENSOR, BANK ANGLE .....	0.3
12	616169	HORN .....	0.1
13	6111C3	RELAY, WINKER .....	0.2
15	6111D9	RELAY, FAN CONTROL .....	0.2
17	618135	ENGINE CONTROL MODULE(ECM) ...	0.4
33	610105	CABLE, POSITIVE BATTERY .....	0.1

**3**

Ref. No.	Part No.	Description	Reqd. QTY				Serial No.	Parts catalogue code
			L	CRF250 LA	RL	RLA		
			H	H	H	H		
1	30510-KZZ-901	COIL COMP., IGNITION .....	1	1	-	-		
2	30520-GFM-900	SPACER, IGNITION COIL .....	2	2	-	-		
3	30700-KZZ-901	CAP ASSY., NOISE SUPPRESSOR ..	1	1	-	-		
4	31600-KVK-901	RECTIFIER ASSY., REGULATOR ..	1	1	-	-		
5	31700-MM8-610	RECTIFIER COMP., SILICON .....	1	1	-	-		
6	31730-MAS-601	DIODE ASSY., THREE WAY (SUMITOMO)	1	1	-	-		
7	32100-KZZ-D50	HARNESS, WIRE .....	1	-	-	-		
	32100-KZZ-G40	.....	-	1	-	-		
8	32606-GEV-761	CAP, DUMMY(4P)(RED) .....	1	1	-	-		
9	35160-KVS-751	SENSOR ASSY., BANK ANGLE(M6)	1	1	-	-		
10	35161-KZZ-900	STAY, BANK ANGLE SENSOR .....	1	1	-	-		
11	37244-MM4-000	RUBBER, SPEEDOMETER MOUNTING	2	2	-	-		
12	38110-KYJ-901	HORN COMP.(HIGH) .....	1	1	-	-		
13	38301-KYJ-641	RELAY COMP., WINKER(MITSUBA)	1	1	-	-		
14	38306-KK4-000	SUSPENSION, WINKER RELAY (MITSUBA)	1	1	-	-		
15	38501-KWN-901	RELAY COMP., POWER (MICRO ISO 4P)(OMRON)	1	1	-	-		
16	38506-KZZ-900	COVER, RELAY(2P) .....	1	1	-	-		
17	38770-KZZ-L71	PGM-FI UNIT .....	1	1	-	-	----- LA,U	
	38770-KZZ-L41	.....	1	-	-	-	----- PH	
	38770-KZZ-J81	.....	-	1	-	-	----- ED	
18	38771-KTY-D30	CUSHION, PGM-FI UNIT .....	1	1	-	-		
19	77302-473-000	COLLAR, PILLION SEAT .....	2	2	-	-		
20	90650-KW3-000	BAND, WIRE .....	1	1	-	-		

# F-38

# WIRE HARNESS(CRF250L/LA)

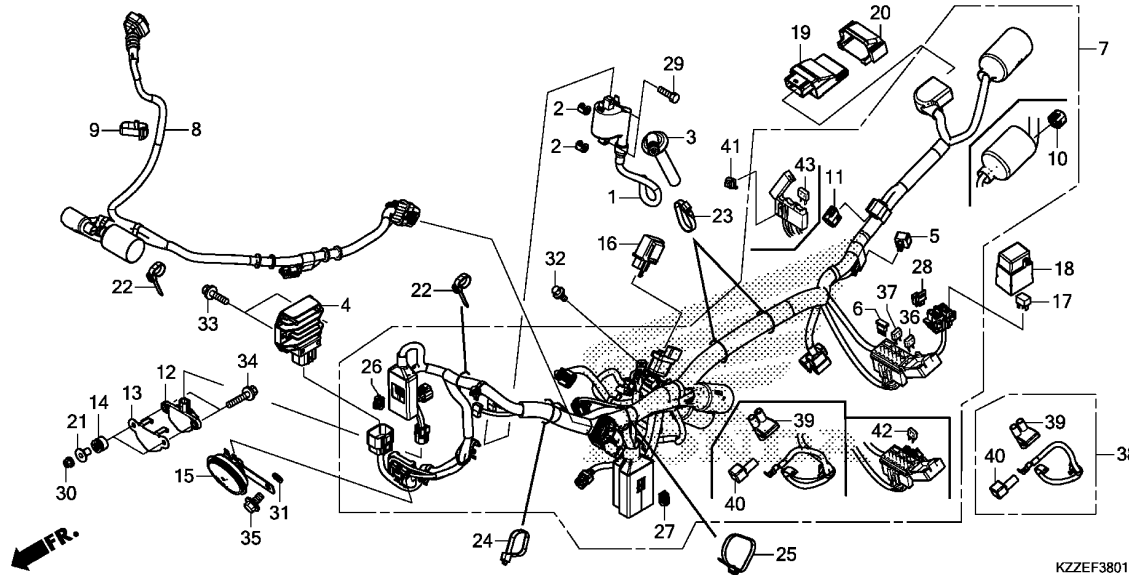


Ref. No.	Part No.	Description	Reqd. QTY				Serial No.	Parts catalogue code
			L	CRF250 LA	RL	RLA		
			H	H	H	H		
21	90651-KV6-003	BAND, WIRE, 165MM(BLACK) .....	3	3	-	-		
22	90651-MA6-720	BAND, WIRE HARNESS .....	1	1	-	-		
23	91565-S0X-003	CLIP, COUPLER(DARK GREEN) ...	1	1	-	-		
24	92101-06020-4J	BOLT, HEX., 6X20 .....	2	2	-	-		
25	94050-06000	NUT, FLANGE, 6MM .....	2	2	-	-		
26	94102-08000	WASHER, PLAIN, 8MM .....	1	1	-	-		
27	95701-06012-00	BOLT, FLANGE, 6X12 .....	1	1	-	-		
28	95701-06022-00	BOLT, FLANGE, 6X22 .....	2	2	-	-		
29	95701-06030-00	BOLT, FLANGE, 6X30 .....	2	2	-	-		
30	95701-08014-00	BOLT, FLANGE, 8X14 .....	1	1	-	-		
31	98200-40500	FUSE, MINI(5A) .....	2	2	-	-		
32	98200-41000	FUSE, MINI(10A) .....	6	6	-	-		
33	32401-KZZ-900	CABLE, STARTER MAGNETIC BATTERY	1	-	-	-		
34	32406-MFF-D00	COVER, STARTER MAGNETIC TERMINAL	1	1	-	-		
35	32414-GAG-000	COVER, BATTERY TERMINAL .....	1	1	-	-		
36	91533-S5A-003	CLIP, COUPLER(NATURAL) .....	-	1	-	-		
37	91535-STK-003	CLIP, COUPLER(DARK BLUE) .....	-	1	-	-		
38	98200-41000	FUSE, MINI(10A) .....	-	1	-	-		
39	98200-43000	FUSE, MINI(30A) .....	-	3	-	-		



# F-38-1

# WIRE HARNESS(CRF250RL/RLA)



Ref. No.	L.O.N.	(Relative ref. Number) Description	F.R.T.
1	6141D1	COIL, IGNITION(A)	0.8
3	6141E8	CAP, NOISE SUPPRESSOR(A)	0.4
4	6131B8	RECTIFIER, REGULATE(A)	0.6
5	6131B3	RECTIFIER, SILICON	0.2
6	6131B4	DIODE, THREE WAY	0.2
7	6111L3	HARNESS, WIRE(A)	1.2
8	6111D7	SUB HARNESS, FRONT	0.3
12	6171E0	SENSOR, BANK ANGLE(A)	0.5
15	616169	HORN	0.1
16	6111C3	RELAY, WINKER	0.2
17	6111D9	RELAY, FAN CONTROL	0.2
19	618135	ENGINE CONTROL MODULE(ECM)	0.4
38	610105	CABLE, POSITIVE BATTERY	0.1

3

Ref. No.	Part No.	Description	Reqd. QTY				Serial No.	Parts catalogue code
			L	LA	RL	RLA		
1	30510-KZZ-901	COIL COMP., IGNITION	-	-	1	1		
2	30520-GFM-900	SPACER, IGNITION COIL	-	-	2	2		
3	30700-KZZ-901	CAP ASSY., NOISE SUPPRESSOR	-	-	1	1		
4	31600-KZZ-J01	RECTIFIER ASSY., REGULATOR	-	-	1	1		
5	31700-MM8-610	RECTIFIER COMP., SILICON	-	-	1	1		
6	31730-MAS-601	DIODE ASSY., THREE WAY (SUMITOMO)	-	-	1	1		
7	32100-KZZ-J30	HARNESS, WIRE	-	-	1	-	ED,U	
	32100-KZZ-J80		-	-	1	-	KO	
	32100-KZZ-J70		-	-	1	-		
8	32103-KZZ-J00	SUB HARNESS, FR.	-	-	1	-		
	32103-KZZ-J80		-	-	1	-		
9	32161-404-000	BAND B1, WIRE	-	-	1	1		
10	32605-GEV-761	CAP, DUMMY(WPC 4P 090 M) (NATURAL)	-	-	1	-	KO	
11	32606-GEV-761	CAP, DUMMY(4P)(RED)	-	-	1	1		
12	35160-KVS-751	SENSOR ASSY., BANK ANGLE(M6)	-	-	1	1		
13	35161-KZZ-900	STAY, BANK ANGLE SENSOR	-	-	1	1		
14	37244-MM4-000	RUBBER, SPEEDOMETER MOUNTING	-	-	2	2		
15	38110-KYJ-901	HORN COMP.(HIGH)	-	-	1	1		
16	38301-KZZ-J01	RELAY COMP., WINKER(LED)	-	-	1	1		
17	38501-KWN-901	RELAY COMP., POWER (MICRO ISO 4P)(OMRON)	-	-	1	1		
18	38506-KZZ-900	COVER, RELAY(2P)	-	-	1	1		
19	38770-KZZ-L71	PGM-FI UNIT	-	-	1	1	LA,U	
	38770-KZZ-L41		-	-	1	-	IN,PH	

**F-38-1**

**WIRE HARNESS(CRF250RL/RLA)**

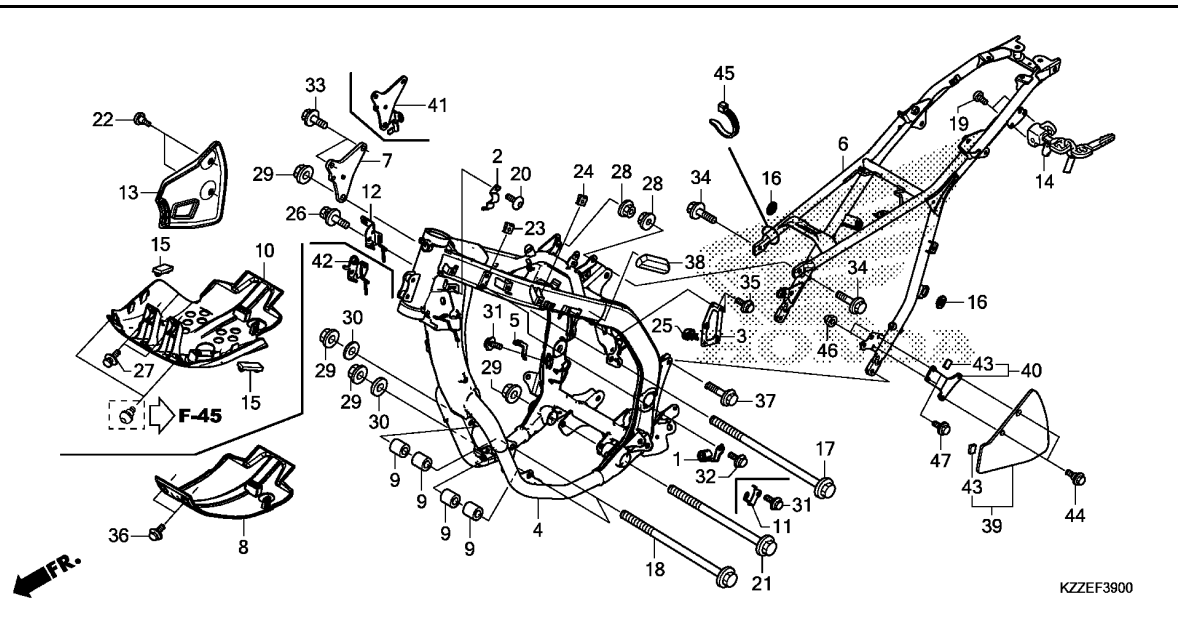
Ref. No.	Part No.	Description	Reqd. QTY				Serial No.	Parts catalogue code
			L	LA	RL	RLA		
19)	38770-KZZ-J81	PGM-FI UNIT .....	-	-	-	1	----- ED	
	38770-KZZ-L61	.....	-	-	-	1	----- KO	
20	38771-KTY-D30	CUSHION, PGM-FI UNIT .....	-	-	1	1		
21	77302-473-000	COLLAR, PILLION SEAT .....	-	-	2	2		
22	90650-KW3-000	BAND, WIRE .....	-	-	2	2		
23	90651-KV6-003	BAND, WIRE, 165MM(BLACK) .....	-	-	2	2		
24	90651-MA6-720	BAND, WIRE HARNESS .....	-	-	1	1		
25	90679-SG9-E01	BAND, SUCTION HOSE(BLACK) ...	-	-	1	1		
26	91533-S5A-003	CLIP, COUPLER(NATURAL) .....	-	-	1	1		
27	91534-SWA-003	CLIP, COUPLER(DARK GRAY) .....	-	-	1	1		
28	91565-S0X-003	CLIP, COUPLER(DARK GREEN) ...	-	-	1	1		
29	92101-06020-4J	BOLT, HEX., 6X20 .....	-	-	2	2		
30	94050-06000	NUT, FLANGE, 6MM .....	-	-	2	2		
31	94102-08000	WASHER, PLAIN, 8MM .....	-	-	1	1		
32	95701-06012-00	BOLT, FLANGE, 6X12 .....	-	-	1	1		
33	95701-06022-00	BOLT, FLANGE, 6X22 .....	-	-	2	2		
34	95701-06030-00	BOLT, FLANGE, 6X30 .....	-	-	2	2		
35	95701-08014-00	BOLT, FLANGE, 8X14 .....	-	-	1	1		
36	98200-41000	FUSE, MINI(10A) .....	-	-	6	6		
37	98200-42000	FUSE, MINI(20A) .....	-	-	2	2		
38	32401-KZZ-900	CABLE, STARTER MAGNETIC						
		BATTERY	-	-	1	-		
39	32406-MFF-D00	COVER, STARTER MAGNETIC						
		TERMINAL	-	-	1	1		
40	32414-GAG-000	COVER, BATTERY TERMINAL .....	-	-	1	1		
41	91533-S5A-003	CLIP, COUPLER(NATURAL) .....	-	-	-	1		
42	98200-41000	FUSE, MINI(10A) .....	-	-	-	1		
43	98200-43000	FUSE, MINI(30A) .....	-	-	-	3		





# F-39

# FRAME BODY



Ref. No.	L.O.N.	(Relative ref. Number) Description	F.R.T.
4	410100	BODY, FRAME ..... .INCLUDES: Engine removal and installation	6.0
6	4101A5	FRAME :REAR .....	1.3
	4101L7	FRAME(A) :REAR .....	1.5
		.NOTE: With middle cowling	
8	410135	PLATE, SKID .....	0.1
10	4111X2	COWL, LOWER .....	0.1
13	4101A0	GUARD, STEP .....	0.1
14	410197	LOCK, HELMET .....	0.2

KZZEF3900

3

Ref. No.	Part No.	Description	Reqd. QTY					Serial No.	Parts catalogue code
			L	CRF250	RLA				
			H	LA	H	H			
1	32111-KZZ-D20	CLAMPER, HARNESS .....	1	1	-	-			
2	35205-KZZ-J80	CLAMPER, L. HARNESS .....	-	-	1	1			
3	35206-KZZ-J00	STAY, WINKER SWITCH COUPLER .....	-	-	1	1			
4	50100-KZZ-D20ZB	BODY COMP., FRAME							
		*NH146M*							
		ACCURATE SILVER METALLIC	1	-	-	-			
	50100-KZZ-G40ZA	*NH146M*							
		ACCURATE SILVER METALLIC	-	1	-	-			
	50100-KZZ-J00ZB	*NH303M*							
		MAT AXIS GRAY METALLIC	-	-	1	-			
	50100-KZZ-J80ZB	*NH303M*							
		MAT AXIS GRAY METALLIC	-	-	-	1			
5	50175-KZZ-900	STAY, STOP SWITCH .....	1	1	1	1			
6	50200-KZZ-D20ZB	BODY COMP., RR. FRAME							
		*NH146M*							
		ACCURATE SILVER METALLIC	1	1	-	-			
	50200-KZZ-J00ZB	*NH303M*							
		MAT AXIS GRAY METALLIC	-	-	1	1			
7	50351-KZZ-D20	PLATE, R. ENGINE HANGER .....	1	-	1	-			
8	50355-KZZ-900	PLATE, SKID .....	1	1	-	-			
9	50361-KZZ-900	COLLAR, ENGINE HANGER .....	4	4	4	4			
10	50376-KZZ-J00	COWL, UNDER(RR.) .....	-	-	1	1			
11	50401-KZZ-J00	STAY, HARNESS(L.) .....	-	-	1	1			
12	50402-KZZ-D20	GUIDE COMP., CABLE .....	1	-	1	-			
13	50615-KZZ-900	GUARD, HEEL .....	1	1	-	-			
	50615-KZZ-A20	.....	-	-	1	1			
14	50710-KCZ-J71	HOLDER ASSY., HELMET .....	1	1	1	1			

**F-39**

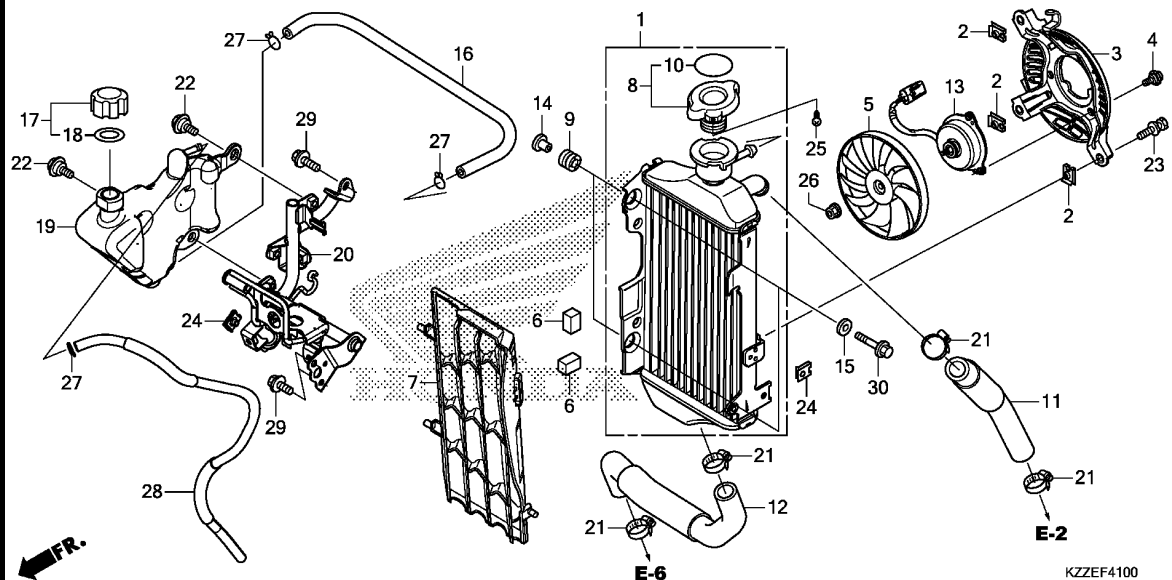
**FRAME BODY**

Ref. No.	Part No.	Description	Reqd. QTY				Serial No.	Parts catalogue code
			L	LA	RL	RLA		
15	77204-312-000	RUBBER, SEAT SETTING .....	-	-	2	2		
16	83551-300-000	GROMMET, AIR CLEANER CASE ...	-	-	2	2		
17	90102-KZZ-900	BOLT, FLANGE, 10X150 .....	1	1	1	1		
18	90104-HP6-A00	BOLT, FLANGE, 10X140 .....	2	2	2	2		
19	90105-KGA-B00	BOLT, ONE-WAY, 6X10 .....	2	2	2	2		
20	90106-GBB-710	SCREW, PAN, 6X10 .....	-	-	1	1		
21	90127-KR3-000	BOLT, FLANGE, 10X130 .....	1	1	1	1		
22	90133-KPP-T00	SCREW, PAN, 6X14 .....	2	2	2	2		
23	90303-KZZ-J00	NUT, CLIP, 6MM .....	2	2	2	2		
24	90303-KZZ-J00	NUT, CLIP, 6MM .....	2	2	-	-		
25	90652-KZZ-901	CLIP .....	-	-	1	1		
26	93401-08012-08	BOLT-WASHER, 8X12 .....	1	1	1	1		
27	93404-06012-00	BOLT-WASHER, 6X12 .....	-	-	2	2		
28	94050-08000	NUT, FLANGE, 8MM .....	2	2	2	2		
29	94050-10000	NUT, FLANGE, 10MM .....	4	4	4	4		
30	94101-10800	WASHER, PLAIN, 10MM .....	2	2	2	2		
31	95701-06010-00	BOLT, FLANGE, 6X10 .....	1	1	2	2		
32	95701-06012-00	BOLT, FLANGE, 6X12 .....	1	1	-	-		
33	95701-08016-00	BOLT, FLANGE, 8X16 .....	2	2	2	2		
34	95701-08018-00	BOLT, FLANGE, 8X18 .....	2	2	2	2		
35	96001-06010-00	BOLT, FLANGE, 6X10 .....	-	-	2	2		
36	96300-06010-08	BOLT, FLANGE, 6X10 .....	2	2	-	-		
37	96300-08020-00	BOLT, FLANGE, 8X20 .....	2	2	2	2		
38	52161-KZZ-920	PAD, FRAME .....	(1)	(1)	-	-		
39	40515-KZZ-960	COVER, DRIVE CHAIN .....	1	1	-	1	----- U	
40	40516-KZZ-960	STAY, DRIVE CHAIN COVER .....	1	1	-	1	----- U	
41	50351-KZZ-J00	PLATE, R. ENGINE HANGER .....	-	1	-	1		
42	50402-KZZ-G40	GUIDE COMP., CABLE .....	-	1	-	1		
43	64341-KWW-A00	RUBBER, CUSHION .....	2	2	-	2	----- U	
44	90111-KZZ-900	BOLT, FLANGE, 6MM .....	2	2	-	2	----- U	
45	90651-MA6-720	BAND, WIRE HARNESS .....	1	1	1	1	----- ED,IN,LA,PH,U	
46	94021-06000-0S	NUT, CAP, 6MM .....	2	2	-	2	----- U	
47	96001-06010-00	BOLT, FLANGE, 6X10 .....	2	2	-	2	----- U	



# F-41

# RADIATOR



Ref. No.	L.O.N.	(Relative ref. Number) Description	F.R.T.
1	1151C3	RADIATOR .....	0.5
	1151G7	RADIATOR(A) .....	0.8
		.NOTE: With middle cowling	
3	115125	SHROUD, RADIATOR .....	0.2
	1151G6	SHROUD, RADIATOR(A) .....	0.3
		.NOTE: With middle cowling	
5	1151A6	FAN, COOLING .....	0.2
	1151G4	FAN, COOLING(A) .....	0.3
		.NOTE: With middle cowling	
7	1151B1	GRILLE, RADIATOR .....	0.1
	1151P9	GRILLE, RADIATOR(A) .....	0.2
		.NOTE: With middle cowling	
8	1151B8	CAP, RADIATOR .....	0.1
	1151Q1	CAP, RADIATOR(A) .....	0.2
		.NOTE: With middle cowling	
11	115103	HOSE, RADIATOR :UPPER .....	0.3
	1151Q3	HOSE, RADIATOR(A) :UPPER .....	0.6
		.NOTE: With middle cowling	
12	115104	HOSE, RADIATOR :LOWER .....	0.4
	1151Q2	HOSE, RADIATOR(A) :LOWER .....	0.7
		.NOTE: With middle cowling	
13	1151A7	MOTOR, FAN .....	0.3
	1151G5	MOTOR, FAN(A) .....	0.4
		.NOTE: With middle cowling	
+16	1151E5	TUBE, RADIATOR RESERVE TANK ..	0.3

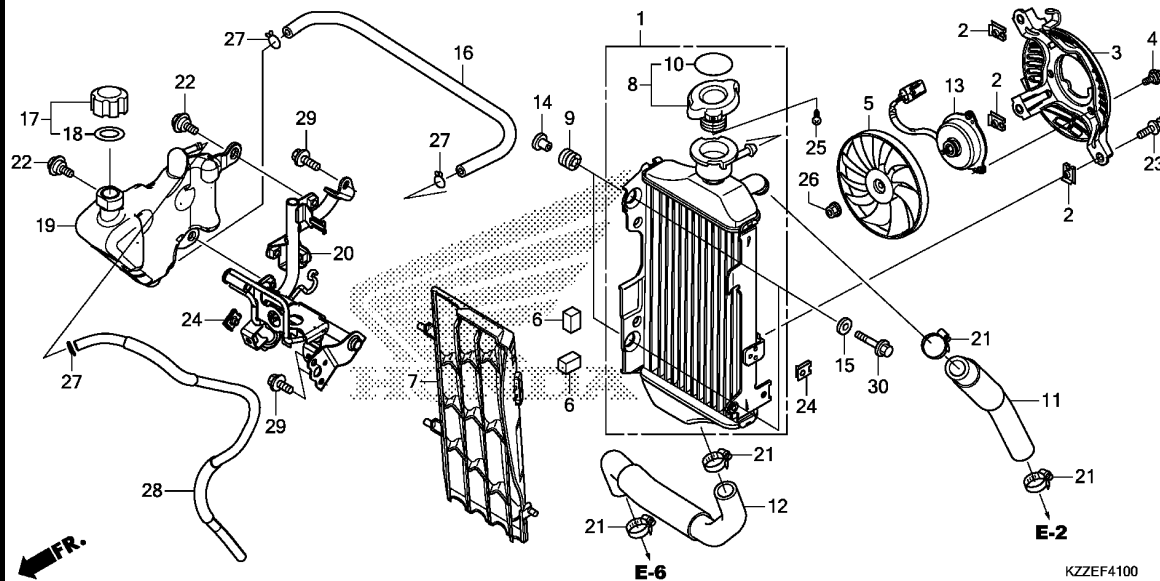
KZZEF4100

Ref. No.	Part No.	Description	Reqd. QTY				Serial No.	Parts catalogue code
			L	CRF250	RL	RLA		
			H	H	H	H		
1	19010-KZZ-G41	RADIATOR COMP. ....	1	1	1	1	----- ED,PH,U	
	19010-KZZ-D31	.....	1	-	1	-	----- LA	
	19010-KZZ-J01	.....	-	-	1	-	----- IN	
	19010-KZZ-L61	.....	-	-	-	1	----- KO	
2	19014-KEA-003	NUT, SETTING(6MM) .....	3	3	3	3		
3	19015-KZZ-902	SHROUD COMP. ....	1	1	1	1		
4	19016-KEA-003	SCREW, PAN, 4X8.5 .....	3	3	3	3		
5	19020-KVZ-631	FAN COMP., COOLING .....	1	1	1	1		
6	19022-KZZ-900	RUBBER, RADIATOR .....	2	2	2	2		
7	19034-KZZ-900	GRILLE, RADIATOR .....	1	1	1	1		
8	19037-KZZ-G41	CAP COMP., RADIATOR(T.RAD) ..	1	1	1	1	----- ED,PH,U	
	19037-KZZ-D31	.....	1	-	1	-	----- LA	
	19037-K15-921	.....	-	-	1	-	----- IN	
	19037-KZZ-L61	.....	-	-	-	1	----- KO	
9	19051-KRN-000	RUBBER, RADIATOR MOUNTING ...	2	2	2	2		
10	19046-MCA-G61	LABEL, RADIATOR CAP .....	1	1	1	1	----- ED,PH,U	
	19055-KZR-E01	LABEL, RADIATOR CAP(T.RAD) (PORTUGUESE/SPANISH)	1	-	1	-	----- LA	
	19046-K15-921	LABEL, RADIATOR CAP .....	-	-	1	-	----- IN	
	19055-MJF-H11	SEAL, RADIATOR CAP(CHINESE) (KOREAN)	-	-	-	1	----- KO	
11	19062-KZZ-900	HOSE, RADIATOR UPPER .....	1	1	1	1		
12	19067-KZZ-900	HOSE, RADIATOR LOWER .....	1	1	1	1		
13	19080-KZZ-J01	MOTOR ASSY., FAN(T.RAD) .....	1	1	1	1		
14	19091-KZZ-900	COLLAR, RADIATOR MOUNTING ...	2	2	2	2		
15	19092-KZZ-900	WASHER, RADIATOR MOUNTING ...	2	2	2	2		

3

# F-41

# RADIATOR

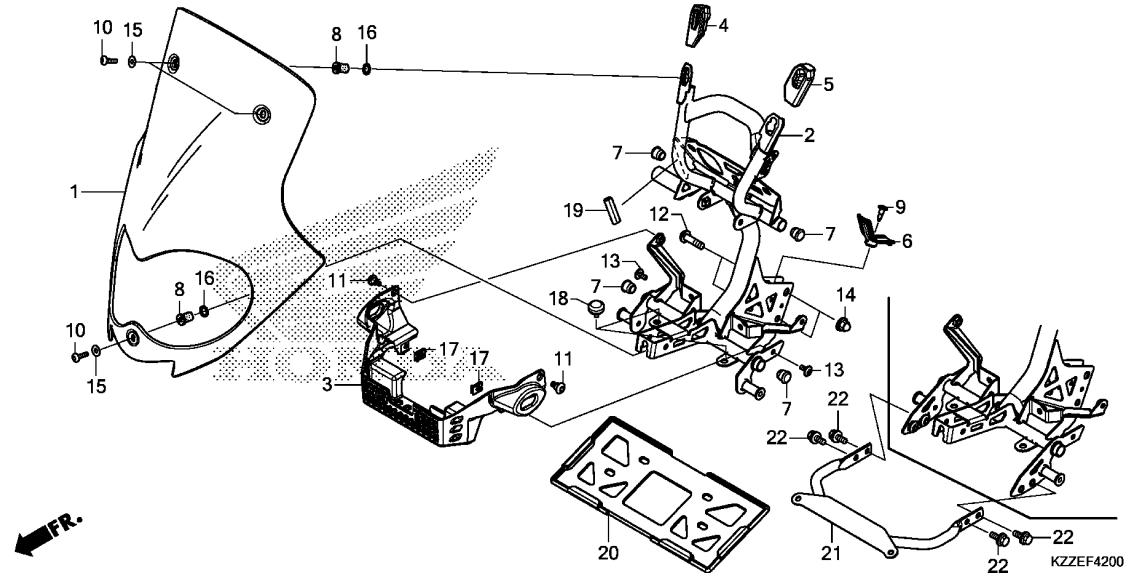


Ref. No.	L.O.N.	(Relative ref. Number) Description	F.R.T.
+16	1151Q0	TUBE, RADIATOR RESERVE TANK(A) .NOTE: With middle cowling	0.5
19	115110	TANK, RADIATOR RESERVE .....	0.3
	1151M9	TANK, RADIATOR RESERVE(A) ....	0.5
20	4101CR	STAY, RADIATOR RESERVE TANK ..	0.5
	4101FA	STAY, RADIATOR RESERVE TANK(A) .NOTE: With middle cowling	0.7

Ref. No.	Part No.	Description	Reqd. QTY				Serial No.	Parts catalogue code
			L	LA	RL	RLA		
16	19101-KZZ-J00	TUBE, RESERVE TANK .....	1	1	1	1		
17	19105-KZZ-900	CAP ASSY., RESERVE TANK .....	1	1	1	1		
18	19107-MG8-000	PACKING, RESERVE TANK .....	1	1	1	1		
19	19110-KZZ-J00	TANK, RADIATOR RESERVE .....	1	1	1	1		
20	19150-KZZ-J00	STAY COMP., RESERVE TANK .....	1	1	1	1		
21	19517-ML7-691	CLAMP, HOSE, 22-29MM .....	4	4	4	4		
22	90110-KZZ-900	BOLT, FLANGE, 6MM .....	2	2	2	2		
23	90120-KCR-003	BOLT-WASHER, 6X16 .....	3	3	3	3		
24	90303-KZZ-J00	NUT, CLIP, 6MM .....	2	2	2	2		
25	93901-22020	SCREW, TAPPING, 3X6 .....	1	1	1	1		
26	90315-MFL-003	NUT, FLANGE, 3MM .....	1	1	1	1		
27	95002-02100	CLIP, TUBE(B10) .....	3	3	3	3		
28	19102-KZZ-J00	TUBE COMP., RESERVE TANK (DRAIN)	1	1	1	1		
29	95701-06010-00	BOLT, FLANGE, 6X10 .....	3	3	3	3		
30	96001-06028-00	BOLT, FLANGE, 6X28 .....	2	2	2	2		

# F-42

# WINDSCREEN



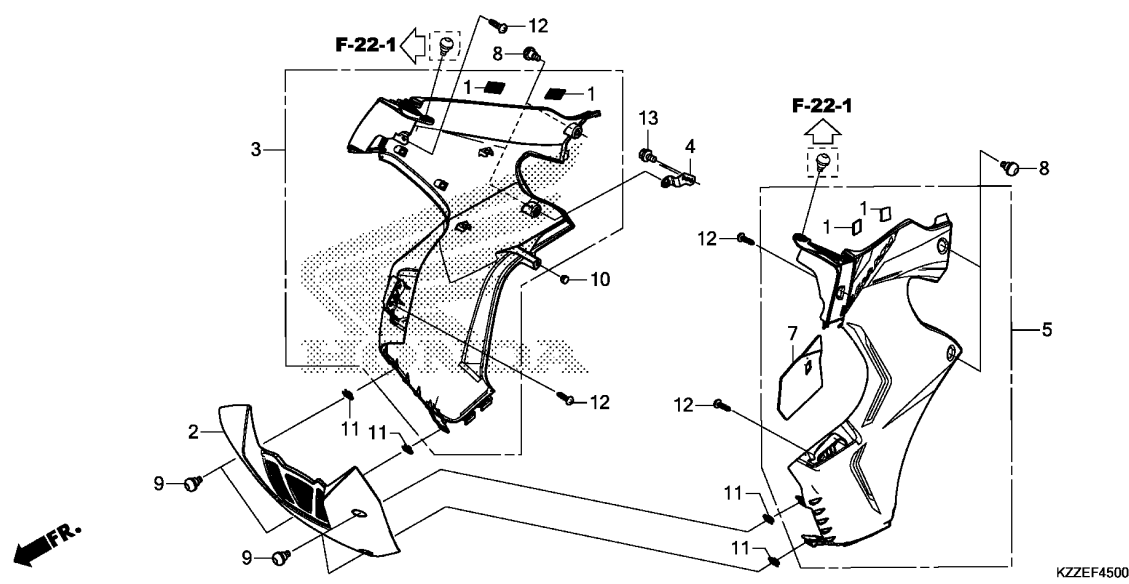
Ref. No.	L.O.N.	(Relative ref. Number) Description	F.R.T.
1	4111Y7	SCREEN, WIND .....	0.1
2	6161G7	STAY, HEADLIGHT .....	0.5
3	4111E3	COVER, FRONT .....	0.3
21	4131Y1	STAY, NUMBER PLATE BRACKET ...	0.4

**3**

Ref. No.	Part No.	Description	Reqd. QTY				Serial No.	Parts catalogue code
			L	LA	RL	RLA		
1	64110-KZZ-J00	WINDSCREEN .....	-	-	1	1		
2	64501-KZZ-L40	STAY COMP., HEADLIGHT .....	-	-	1	-	----- IN	
	64501-KZZ-J00	.....	-	-	1	-	----- LA,PH	
	64501-KZZ-J80	.....	-	-	1	-	----- ED,KO	
	64501-KZZ-J70	.....	-	-	1	-	----- U	
3	64510-KZZ-J00	BOX, FR. ....	-	-	1	1		
4	64520-KZZ-J00	COVER, HEADLIGHT STAY(R.) ...	-	-	1	1		
5	64521-KZZ-J00	COVER, HEADLIGHT STAY(L.) ...	-	-	1	1		
6	64530-KZZ-J00	COVER, STAY(CENTER) .....	-	-	1	1		
7	81212-GF4-000	CAP, RR. CARRIER .....	-	-	4	4		
8	90111-KW3-003	NUT, COWL SETTING, 5MM .....	-	-	3	3		
9	90116-SP0-003	CLIP, BUMPER SEAL .....	-	-	1	1		
10	90117-MGZ-J80	SCREW, PAN, 5X20 .....	-	-	3	3		
11	90122-MJK-N20	SCREW, SPECIAL, 5X11 .....	-	-	2	2		
12	90128-KZZ-J00	BOLT, SOCKET, 8X30 .....	-	-	2	2		
13	90154-MEE-D00	BOLT, SOCKET, 5X12 .....	-	-	2	2		
14	90307-MJE-D00	NUT, HEX. CAP, 8MM .....	-	-	2	2		
15	90505-MY6-920	WASHER, 5.4X14X0.5 .....	-	-	3	3		
16	90507-ZV1-000	WASHER, NYLON, 9MM .....	-	-	3	3		
17	90677-KAN-T00	NUT, CLIP, 5MM .....	-	-	2	2		
18	50505-GA7-730	RUBBER, STAND STOPPER .....	-	-	2	2		
19	17518-MFN-D00	TRIM, FUEL TANK .....	-	-	-	1		
20	61316-KCJ-661	GUARD, NUMBER PLATE .....	-	-	1	-	----- IN	
21	64231-KZZ-L40	STAY, FR. NUMBER PLATE .....	-	-	1	-	----- IN	
22	96300-06012-07	BOLT, FLANGE, 6X12 .....	-	-	4	-	----- IN	

# F-45

# MIDDLE COWL



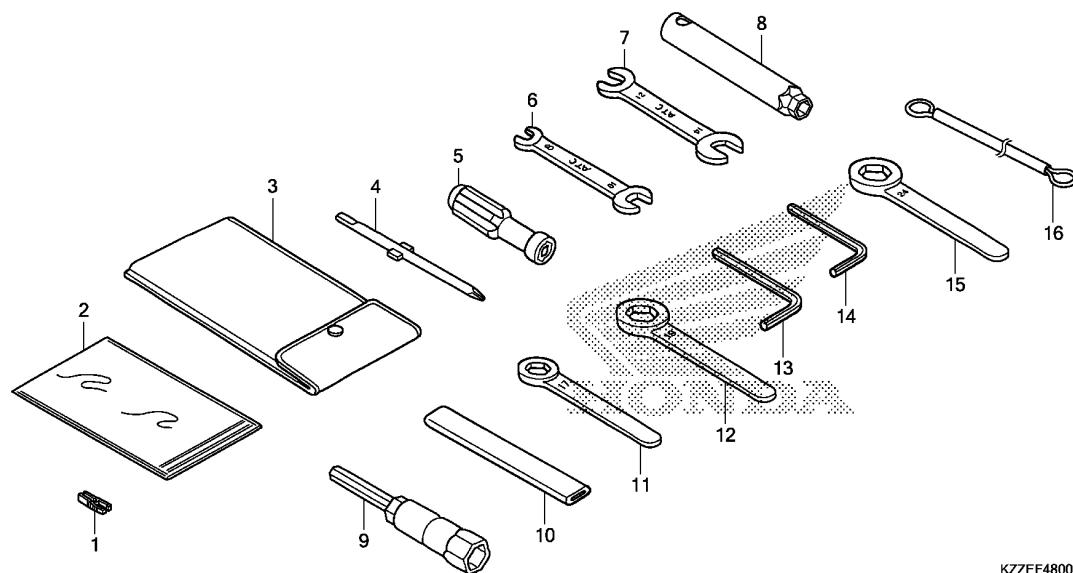
Ref. No.	L.O.N.	(Relative ref. Number) Description	F.R.T.
2	411145	COWL :UNDER .....	0.1
3	4111D4	COWL, MIDDLE :RIGHT .....	0.4
5	4111D3	COWL, MIDDLE :LEFT .....	0.3
	4111D5	COWL, MIDDLE :BOTH .....	0.5

Ref. No.	Part No.	Description	Reqd. QTY				Serial No.	Parts catalogue code
			L	LA	RL	RLA		
					CRF250			
			L	LA	RL	RLA		
			H	H	H	H		
1	17581-MGZ-J00	FASTENER B, DUAL LOCK, 20X30	-	-	4	4		
2	50375-KZZ-J00ZA	COWL, FR. UNDER	-	-	1	1		
		*NH1*.....BLACK	-	-	1	1		
3	64300-KZZ-J00ZC	COWL ASSY., R. MIDDLE(WL)	-	-	1	1		
		*TYPE1 1*.....	-	-	1	1		
4	64305-KZZ-J00	STAY, R. MIDDLE COWL .....	-	-	1	1		
5	64400-KZZ-J00ZB	COWL ASSY., L. MIDDLE(WL)	-	-	1	1		
		*TYPE1*.....	-	-	1	1		
7	64436-KZZ-J00	MAT, L. MIDDLE COWL .....	-	-	1	1		
8	90133-KPP-T00	SCREW, PAN, 6X14 .....	-	-	4	4		
9	90134-KPP-T00	SCREW, PAN, 5X14 .....	-	-	4	4		
10	90572-KV3-300	RUBBER, SEPARATOR MOUNTING ..	-	-	1	1		
11	90677-KAN-T00	NUT, CLIP, 5MM .....	-	-	4	4		
12	93903-243G0	SCREW, TAPPING, 4X12 .....	-	-	4	4		
13	96001-06010-07	BOLT, FLANGE, 6X10 .....	-	-	2	2		



F-48

TOOLS



KZZEF4800

Ref. L.O.N. (Relative ref. Number) F.R.T.  
No. Description

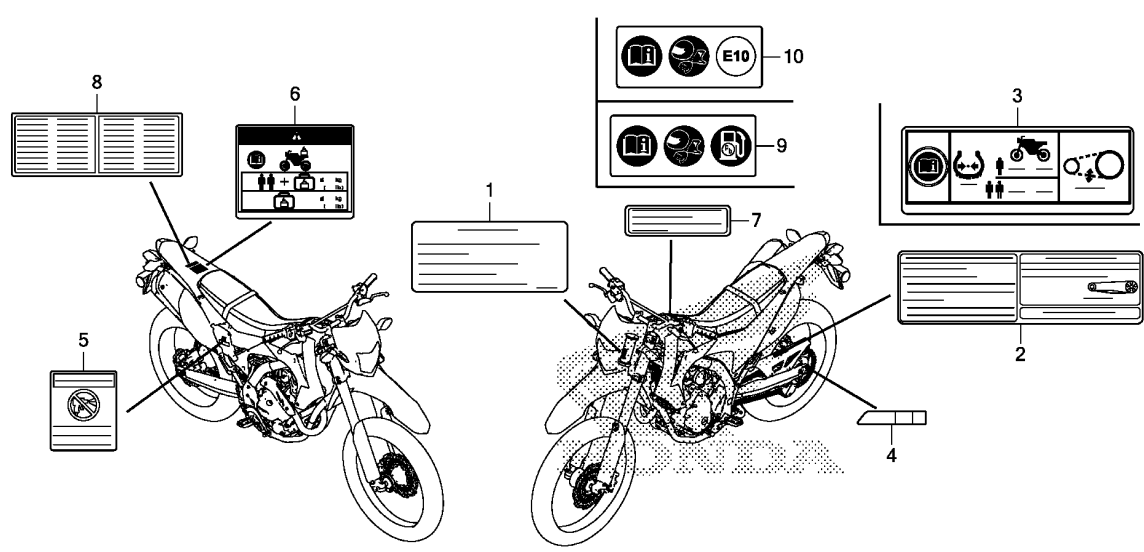
NO INFORMATION .....

3

Ref. No.	Part No.	Description	Reqd. QTY				Serial No.	Parts catalogue code
			L	LA	RL	RLA		
1	38235-S04-003	PULLER, MINI FUSE(SUMITOMO) -	1	1	1	1		
2	77250-KZZ-900	BAG, OWNERS MANUAL .....	1	1	1	1		
3	89101-MC7-000	BAG, TOOL .....	1	1	1	1		
4	89102-538-000	DRIVER, SCREW(NO.2 + -) .....	1	1	1	1		
5	89103-538-000	GRIP .....	1	1	1	1		
6	89211-KWW-601	SPANNER, 8X10(ATC) .....	1	1	1	1		
7	89213-KWW-601	SPANNER, 12X14(ATC) .....	1	1	1	1		
8	89215-KZZ-900	WRENCH, BOX .....	(1)	(1)	(1)	(1)		
9	89216-KYJ-900	WRENCH, PLUG(16.5) .....	(1)	(1)	(1)	(1)		
10	89217-KGH-900	HANDLE, EYE WRENCH .....	(1)	(1)	(1)	(1)		
11	89218-MF5-000	WRENCH, EYE, 17MM .....	(1)	(1)	(1)	(1)		
12	89219-KWW-601	WRENCH, EYE, 19MM .....	(1)	(1)	(1)	(1)		
13	89221-371-000	WRENCH, HEX., 6MM .....	1	1	1	1		
14	89221-429-000	WRENCH, HEX., 5MM .....	1	1	1	1		
15	99006-24000	WRENCH, EYE, 24MM .....	(1)	(1)	(1)	(1)		
16	77236-KAZ-780	WIRE, HELMET SET .....	-	-	1	1		

**F-49**

**CAUTION LABEL(CRF250L/LA)**



Ref. L.O.N. (Relative ref. Number) F.R.T.  
No. Description

NO INFORMATION .....

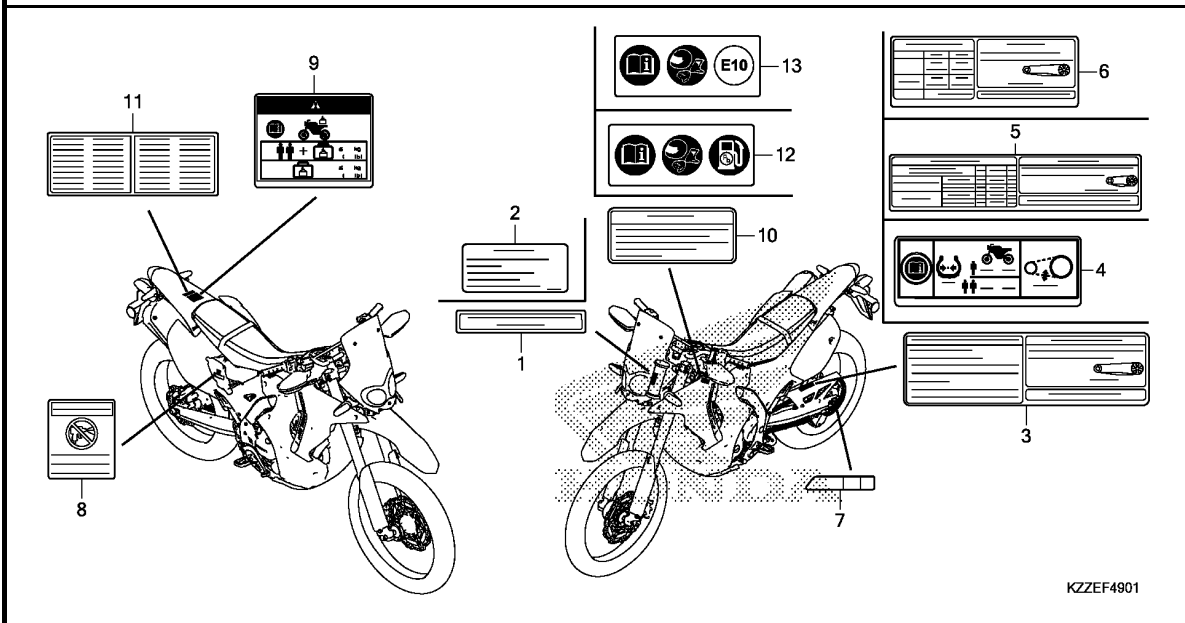
KZZEF4900

Ref. No.	Part No.	Description	Reqd. QTY				Serial No.	Parts catalogue code
			L	CRF250 LA	RL	RLA		
			H	H	H	H		
1	87125-KZZ-G60	LABEL, MANUFACTURER .....	-	1	-	-	-----	ED
2	87505-KZZ-D31	LABEL, TIRE & DRIVE CHAIN (SPANISH)	1	-	-	-	-----	LA
	87505-KZZ-F01	LABEL, TIRE & DRIVE CHAIN ...	1	-	-	-	-----	PH
3	87505-KZZ-G41	LABEL, TIRE & DRIVE CHAIN (PICTOGRAPH)	1	1	-	-	-----	ED,U
4	87508-MJJ-D31	LABEL, CHAIN ADJUSTER .....	1	1	-	-	-----	
5	87509-KWS-840	LABEL, AIR CLEANER ELEMENT NOTICE (SPANISH)	1	-	-	-	-----	LA
	87509-KWP-900	LABEL, AIR CLEANER ELEMENT NOTICE	1	-	-	-	-----	PH
6	87512-KZZ-930	LABEL, ACCESSORIES & LOADING (PICTOGRAPH)	-	1	-	-	-----	ED
7	87560-MAK-690	LABEL, DRIVE (SPANISH) .....	1	-	-	-	-----	LA
8	87560-MZ1-620	LABEL, FRENCH TRANSLATION ...	-	1	-	-	-----	ED
9	87586-MGN-D00	LABEL, FUEL & DRIVE (PICTOGRAPH)	1	1	-	-	-----	PH,U
10	87586-MJN-D10	LABEL, FUEL & DRIVE (PICTOGRAPH)	-	1	-	-	-----	ED



# F-49-1

# CAUTION LABEL(CRF250RL/RLA)



Ref. L.O.N. (Relative ref. Number) F.R.T.  
No. Description

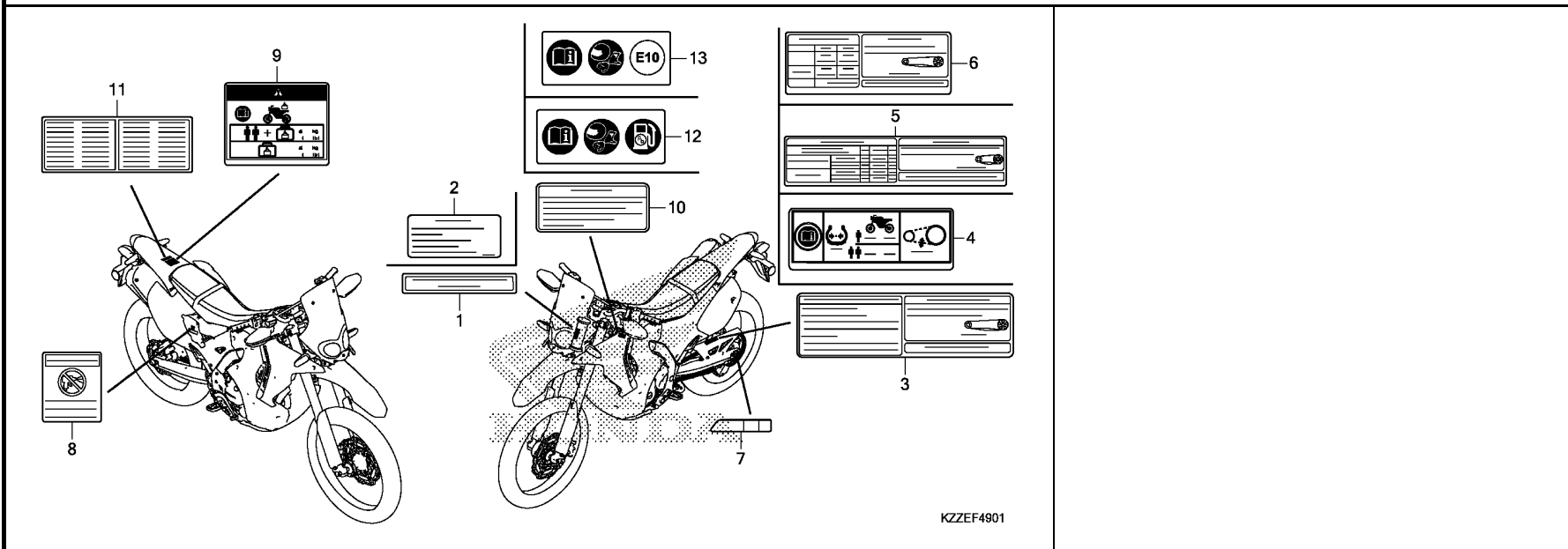
NO INFORMATION .....

KZZEF4901

Ref. No.	Part No.	Description	Reqd. QTY				Serial No.	Parts catalogue code
			L	LA	RL	RLA		
			CRF250					
			H	H	H	H		
1	87125-GB0-900	PLATE, NAME .....	-	-	-	1	-----	KO
2	87125-KZZ-G60	LABEL, MANUFACTURER .....	-	-	-	1	-----	ED
3	87505-KZZ-J30	LABEL, TIRE & DRIVE CHAIN (SPANISH)	-	-	1	-	-----	LA
	87505-KZZ-J60	LABEL, TIRE & DRIVE CHAIN ...	-	-	1	-	-----	PH
4	87505-KZZ-J80	LABEL, TIRE & DRIVE CHAIN (PICTOGRAPH)	-	-	-	1	-----	ED,U
5	87505-KZZ-L40	LABEL, TIRE & DRIVE CHAIN (INDONESIAN)	-	-	1	-	-----	IN
6	87505-KZZ-L60	LABEL, TIRE & DRIVE CHAIN (KOREAN)	-	-	-	1	-----	KO
7	87508-MJJ-D31	LABEL, CHAIN ADJUSTER .....	-	-	1	1	-----	
8	87509-KWW-A40	LABEL, AIR CLEANER ELEMENT NOTICE(INDONESIAN)	-	-	1	-	-----	IN
	87509-KWS-840	LABEL, AIR CLEANER ELEMENT NOTICE(SPANISH)	-	-	1	-	-----	LA
	87509-KWP-900	LABEL, AIR CLEANER ELEMENT NOTICE	-	-	1	-	-----	PH
9	87512-KZZ-930	LABEL, ACCESSORIES & LOADING (PICTOGRAPH)	-	-	-	1	-----	ED
10	87560-KVB-930	LABEL, DRIVE CAUTION (INDONESIAN)	-	-	1	-	-----	IN
	87560-MAK-690	LABEL, DRIVE(SPANISH) .....	-	-	1	-	-----	LA
	87560-MBR-871	LABEL, DRIVE CAUTION(KOREAN)	-	-	-	1	-----	KO
11	87560-MZ1-620	LABEL, FRENCH TRANSLATION ...	-	-	-	1	-----	ED
12	87586-MGN-D00	LABEL, FUEL & DRIVE (PICTOGRAPH)	-	-	1	1	-----	PH,U

**F-49-1**

**CAUTION LABEL(CRF250RL/RLA)**

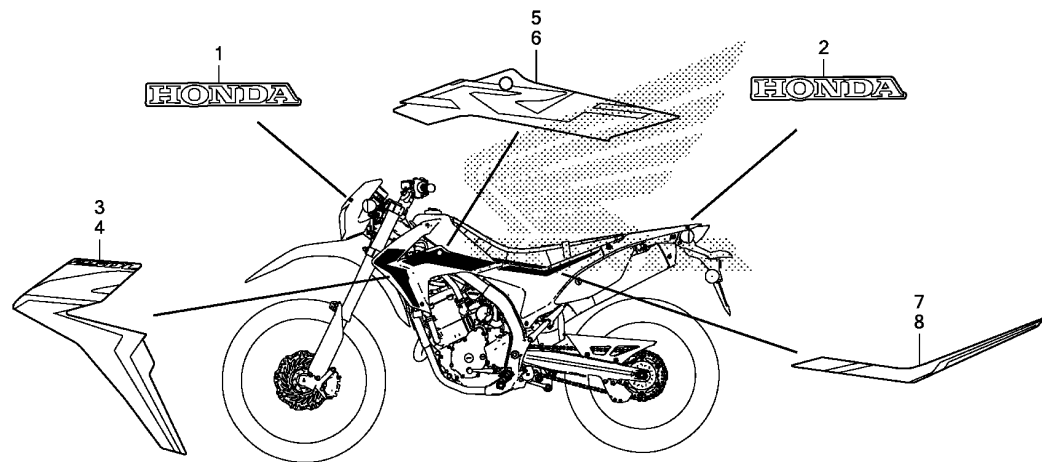


KZZEF4901

Ref. No.	Part No.	Description	Reqd. QTY				Serial No.	Parts catalogue code
			L	LA	RL	RLA		
13	87586-MJN-D10	LABEL, FUEL & DRIVE (PICTOGRAPH)	-	-	-	1	-----	ED

**F-50**

**MARK/STRIPE(CRF250L/LA)**



KZZEF5000

Ref. No.	L.O.N.	(Relative ref. Number)	Description	F.R.T.
----------	--------	------------------------	-------------	--------

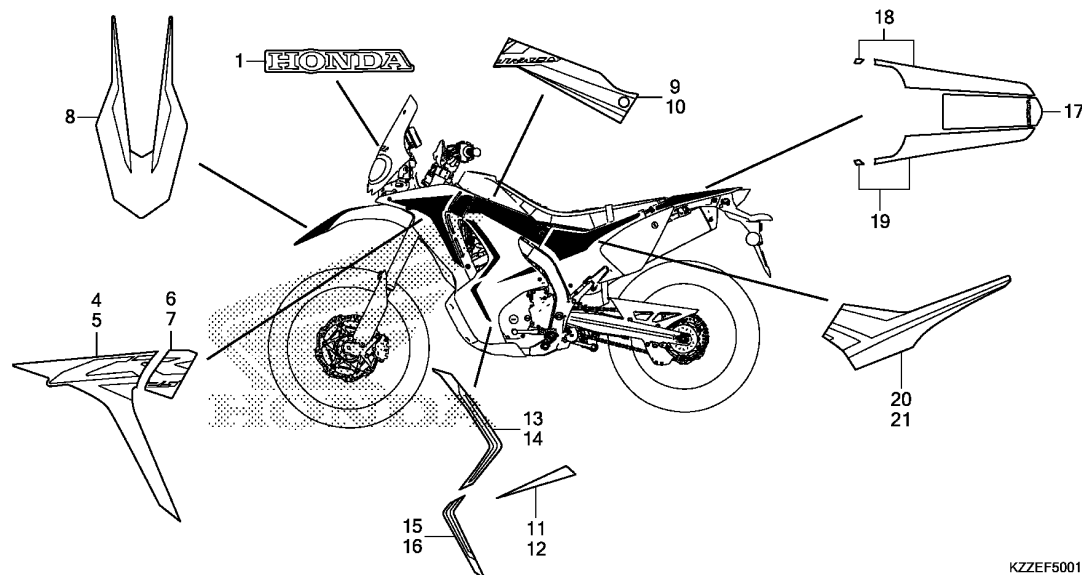
NO INFORMATION .....

**3**

Ref. No.	Part No.	Description	Reqd. QTY				Serial No.	Parts catalogue code
			L	LA	RL	RLA		
1	86101-KZZ-900ZC	MARK, HONDA(70MM) *TYPE1*..... (FOR FR.)	1	1	-	-		
2	86102-KZZ-L30ZA	MARK, HONDA(70MM) *TYPE1*..... (FOR RR.)	1	1	-	-		
3	86191-KZZ-D10ZA	STRIPE, R. FR. SHROUD *TYPE1*.....	1	1	-	-		
4	86192-KZZ-D10ZA	STRIPE, L. FR. SHROUD *TYPE1*.....	1	1	-	-		
5	86193-KZZ-D10ZA	STRIPE, R. RR. SHROUD *TYPE1*.....	1	1	-	-		
6	86194-KZZ-D10ZA	STRIPE, L. RR. SHROUD *TYPE1*.....	1	1	-	-		
7	86831-KZZ-D10ZA	STRIPE, R. SIDE COVER *TYPE1*.....	1	1	-	-		
8	86832-KZZ-D10ZA	STRIPE, L. SIDE COVER *TYPE1*.....	1	1	-	-		

# F-50-1

# MARK/STRIPE(CRF250RL/RLA)



KZZEF5001

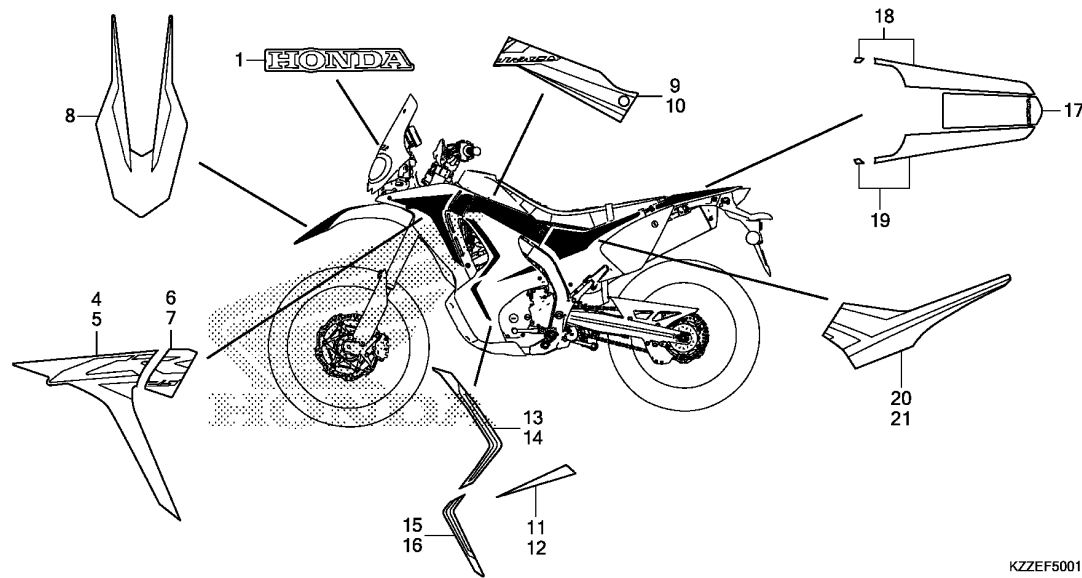
Ref. L.O.N. (Relative ref. Number) F.R.T.  
No. Description

NO INFORMATION .....

Ref. No.	Part No.	Description	Reqd. QTY				Serial No.	Parts catalogue code
			L	LA	RL	RLA		
			H	H	H	H		
1	86102-KZZ-900ZC	MARK, HONDA(70MM) *TYPE1*.....	-	-	1	1		
4	86191-KZZ-J00ZA	STRIPE A, R. FR. SHROUD *TYPE1*.....	-	-	1	1		
5	86192-KZZ-J00ZA	STRIPE A, L. FR. SHROUD *TYPE1*.....	-	-	1	1		
6	86193-KZZ-J00ZA	STRIPE B, R. FR. SHROUD *TYPE1*.....	-	-	1	1		
7	86194-KZZ-J00ZA	STRIPE B, L. FR. SHROUD *TYPE1*.....	-	-	1	1		
8	86611-KZZ-J00ZA	STRIPE, FR. FENDER *TYPE1*.....	-	-	1	1		
9	86641-KZZ-J00ZA	STRIPE A, R. MIDDLE COWL *TYPE1*.....	-	-	1	1		
10	86642-KZZ-J00ZA	STRIPE A, L. MIDDLE COWL *TYPE1*.....	-	-	1	1		
11	86643-KZZ-J00ZA	STRIPE B, R. MIDDLE COWL *TYPE1*.....	-	-	1	1		
12	86644-KZZ-J00ZA	STRIPE B, L. MIDDLE COWL *TYPE1*.....	-	-	1	1		
13	86645-KZZ-J00ZA	STRIPE C, R. MIDDLE COWL *TYPE1*.....	-	-	1	1		
14	86646-KZZ-J00ZA	STRIPE C, L. MIDDLE COWL *TYPE1*.....	-	-	1	1		
15	86647-KZZ-J00ZA	STRIPE D, R. MIDDLE COWL *TYPE1*.....	-	-	1	1		

**F-50-1**

**MARK/STRIPE(CRF250RL/RLA)**



KZZEF5001

Ref. No.	Part No.	Description	Reqd. QTY				Serial No.	Parts catalogue code
			L	LA	RL	RLA		
16	86648-KZZ-J00ZA	STRIPE D, L. MIDDLE COWL *TYPE1*	-	-	1	1		
17	86801-KZZ-J00ZA	STRIPE, RR. FENDER *TYPE1*	-	-	1	1		
18	86803-KZZ-J00ZA	STRIPE, R. RR. FENDER *TYPE1*	-	-	1	1		
19	86804-KZZ-J00ZA	STRIPE, L. RR. FENDER *TYPE1*	-	-	1	1		
20	86831-KZZ-J00ZA	STRIPE, R. SIDE COVER *TYPE1*	-	-	1	1		
21	86832-KZZ-J00ZA	STRIPE, L. SIDE COVER *TYPE1*	-	-	1	1		

# PART NO. INDEX

Part Number	Page	Ref.	Part Number	Page	Ref.	Part Number	Page	Ref.	Part Number	Page	Ref.	Part Number	Page	Ref.
06000			13111-MEL-000	65	4	14924-KT7-013	47	14	15413-MC8-000	54	7	17500-KZZ-D20ZA	102	3
			13112-K33-D00	65	5	14925-KT7-013	47	14	15414-KF0-000	54	8	17500-KZZ-J00ZA	104	4
06111-KZZ-920	75	1	13312-K33-D01	63	4	14926-KT7-013	47	14	15421-KYJ-900	63	5	17506-KZZ-900	102	4
06112-KZZ-920	76	1	13313-K33-D01	63	4	14927-KT7-013	47	14	15611-KA4-710	54	9	17507-KZZ-900	102	5
06420-KZZ-900	100	1	13314-K33-D01	63	4	14928-KT7-013	47	14				17508-KZZ-J00	104	6
06431-MA3-405	95	1	13315-K33-305	63	4	14929-KT7-013	47	14	16000			17516-KZZ-900	102	6
			13316-K33-305	63	4	14930-KT7-013	47	14				17517-KZZ-900	102	7
06435-KZZ-901	99	2	13317-K33-305	63	4	14931-KT7-013	47	14	16060-KZZ-D21	74	1			
06440-KZZ-900	96	1	13318-K33-305	63	4	14932-KT7-013	47	14	16080-KPH-701	74	2			
06451-KZZ-901	95	2	13410-K33-D00	67	1	14933-KT7-013	47	14	16081-KYJ-901	74	3	19000		
			13417-K33-D00	65	6	14934-KT7-013	47	14	16082-KYJ-901	74	4	19010-KZZ-D31	136	1
			13421-KYJ-900	67	2	14935-KT7-013	47	14	16169-MFR-671	74	5	19010-KZZ-G41	136	1
11000						14936-KT7-013	47	14	16196-HP6-A01	74	6	19010-KZZ-J01	136	1
						14937-KT7-013	47	14	16211-KYJ-901	42	6	19010-KZZ-L61	136	1
11100-KZZ-900	63	1	14000			14938-KT7-013	47	14	16217-KYJ-900	42	7	19014-KEA-003	136	2
11107-KYJ-900	63	2				14939-KT7-013	47	14	16400-KZZ-D21	74	7	19015-KZZ-902	136	3
11200-KZZ-900	63	3	14110-KZZ-D20	46	2	14940-KT7-013	47	14	16410-KZZ-D21	74	8	19016-KEA-003	136	4
11300-KZZ-D20	54	1	14210-K33-D00	46	3	14941-KT7-013	47	14	16430-KYJ-901	74	9	19020-KVZ-631	136	5
11341-KZZ-900	59	1	14311-KYJ-900	65	7	14942-KT7-013	47	14	16432-MFE-641	74	10	19022-KZZ-900	136	6
11360-KZZ-900	59	2	14401-KYJ-901	51	1	14943-KT7-013	47	14	16433-HN8-A61	74	11	19034-KZZ-900	136	7
11394-KYJ-900	54	2	14430-K33-D00	46	4	14944-KT7-013	48	14	16435-HN8-A61	74	12	19035-KZZ-J00ZA	107	1
			14440-K33-D00	46	5	14945-KT7-013	48	14	16450-MFE-641	74	13	19037-K15-921	136	8
11395-KYJ-900	76	1	14451-KYJ-900	46	6	14946-KT7-013	48	14	16472-MCW-000	74	14	19037-KZZ-D31	136	8
			14510-K33-D00	51	2	14947-KT7-013	48	14	16473-P7A-004	74	15	19037-KZZ-G41	136	8
			14517-KYJ-900	51	3	14948-KT7-013	48	14	16700-KZZ-D21	102	1	19037-KZZ-L61	136	8
12000			14520-K33-701	51	4	14949-KT7-013	48	14	16700-KZZ-J01	104	1	19045-KZZ-J00ZA	107	2
			14546-KYJ-900	51	5	14950-KT7-013	48	14	16707-K45-N01	102	2	19046-K15-921	136	10
12010-K33-700	42	1	14560-KGH-900	51	6	14951-KT7-013	48	14				19046-MCA-G61	136	10
12010-K33-950	42	1				14952-KT7-013	48	14	17000			19051-KRN-000	136	9
12100-KZZ-900	53	1	14611-KYJ-900	51	7	14953-KT7-013	48	14				19055-KZZ-E01	136	10
12191-KYJ-900	53	2	14711-KYJ-900	46	7	14954-KT7-013	48	14	17210-KZZ-900	111	1	19055-MJF-H11	136	10
			14721-KYJ-900	46	8	14955-KT7-013	48	14	17218-KZZ-900	124	1	19062-KZZ-900	136	11
			14751-K33-D01	46	9	14956-KT7-013	48	14	17220-KZZ-J00	111	2	19067-KZZ-900	136	12
12204-KYJ-305	42	2	14761-K33-D01	46	10	14957-KT7-013	48	14	17234-KCW-871	111	3	19070-KZZ-D10ZA	106	1
12205-KYJ-305	42	3	14771-MFL-000	46	11	14958-KT7-013	48	14	17241-KZZ-900	111	4	19070-KZZ-J00ZA	107	3
12207-KYJ-900	42	4	14775-KYJ-900	46	12	14959-KT7-013	48	14	17251-KZZ-J00	111	5	19075-KZZ-D10ZA	106	2
12209-MLO-722	46	1	14781-MLO-720	46	13	14960-KT7-013	48	14	17255-MCG-000	111	6	19080-KZZ-J01	136	13
12251-KYJ-901	42	5	14901-KT7-013	46	14	14961-KT7-013	48	14	17260-KZZ-900	111	7	19090-KZZ-D10ZA	106	3
			14902-KT7-013	46	14	14962-KT7-013	48	14	17261-KVB-T00	111	8	19090-KZZ-J00ZA	107	4
12300-KZZ-900	41	1	14903-KT7-013	46	14	14963-KT7-013	48	14	17262-KZZ-900	111	9	19091-KZZ-900	136	14
12341-MAT-750	41	2	14904-KT7-013	46	14	14964-KT7-013	48	14	17265-KZZ-900	111	10	19092-KZZ-900	136	15
12391-KYJ-901	41	3	14905-KT7-013	46	14	14965-KT7-013	48	14	17270-KZZ-900	97	1	19095-KZZ-D10ZA	106	4
			14906-KT7-013	46	14	14966-KT7-013	48	14	17311-KZZ-900	111	11	19101-KZZ-J00	137	16
			14907-KT7-013	46	14	14967-KT7-013	48	14	17316-611-000	111	12	19102-KZZ-J00	137	28
13000			14908-KT7-013	46	14	14968-KT7-013	48	14				19105-KZZ-900	137	17
13011-KZZ-D20	65	1	14909-KT7-013	46	14	14969-KT7-013	48	14	17359-419-670	104	3	19107-MG8-000	137	18
13011-KZZ-D20	65	2	14910-KT7-013	46	14				17371-174-670	111	13	19110-KZZ-J00	137	19
13021-KZZ-D20	65	2	14911-KT7-013	46	14	15000			17411-KZZ-900	114	1	19120-KZZ-900	54	10
13031-KZZ-D20	65	2	14912-KT7-013	46	14	15100-KYJ-900	62	1	17412-KZZ-900	114	2	19126-KM1-010	114	12
13101-K33-J00	65	3	14913-KT7-013	46	14	15119-KYJ-901	62	2	17413-KZZ-J00	114	3	19150-KZZ-J00	137	20
13101-KZZ-P00	65	3	14914-KT7-013	46	14				17414-KZZ-900	114	4	19160-KZZ-J00	106	5
13101-KZZ-P01	65	3	14915-KT7-013	47	14				17415-KZZ-900	114	5			
13102-KZZ-D20	65	3	14916-KT7-013	47	14	15130-KYJ-900	62	3	17416-KZZ-J00	114	6	18325-KZZ-900	115	7
13102-KZZ-D21	65	3	14917-KT7-013	47	14	15220-KYJ-900	62	4	17417-KZZ-J00	114	7	18327-KZZ-J00	115	8
13102-KZZ-P00	65	3	14918-KT7-013	47	14	15326-KT7-000	54	3	17421-KYJ-902	114	8	18355-KZZ-J00	115	9
13102-KZZ-P01	65	3	14919-KT7-013	47	14	15410-KYJ-902	54	4	17430-KZZ-900	114	9	18360-KZZ-D20ZA	115	10
13103-KZZ-D20	65	3	14920-KT7-013	47	14	15411-KZZ-900	54	5	17450-KZZ-J00	114	10	18361-KZZ-J00	115	11
13103-KZZ-D21	65	3	14921-KT7-013	47	14	15412-KYJ-901	54	6	17460-KZZ-J00	114	11	18362-KZZ-J00	115	12
13103-KZZ-P00	65	3	14922-KT7-013	47	14							19215-KZZ-J00	107	6
13103-KZZ-P01	65	3	14923-KT7-013	47	14							19215-KGH-900	54	11
												19217-P72-013	54	12
												19220-KZZ-900	54	13
												19226-KYJ-901	54	14
													76	1



# PART NO. INDEX

Part Number	Page	Ref.	Part Number	Page	Ref.	Part Number	Page	Ref.	Part Number	Page	Ref.	Part Number	Page	Ref.
19241-KZZ-D20	54	15	24410-KYJ-900	72	6	32000			34000			37130-KZZ-G81	79	3
19300-KGF-911	42	8	24430-KGH-901	72	7							37130-KZZ-J01	79	3
19321-KZZ-900	42	9	24435-KYJ-900	72	8	32100-KZZ-D50	130	7	34901-KWR-003	77	3	37130-KZZ-J71	79	3
19509-MM5-003	115	17	24610-KYJ-900	72	9	32100-KZZ-G40	130	7	34904-MGZ-J01	125	11	37130-KZZ-J81	79	3
19517-ML7-691	137	21	24651-KRM-840	72	10	32100-KZZ-J30	132	7	34906-KSS-C01	127	7	37215-KZZ-D20	79	4
			24652-KRM-840	72	11	32100-KZZ-J70	132	7	34906-MGZ-J01	125	12			
			24700-KZZ-J00	117	1	32100-KZZ-J80	132	7				42000		
			24781-KZZ-J00	117	2	32103-KZZ-J00	132	8						
22000						32103-KZZ-J80	132	8	35000			37222-MCS-G00	109	1
22100-KZZ-901	56	1				32111-KZZ-D20	134	1	35010-KZZ-D20	89	1	37244-MM4-000	130	11
22116-KYJ-900	56	2	28000			32161-404-000	132	9	35010-KZZ-J00	89	1			
22121-KZZ-901	56	3				32401-KZZ-900	131	33	35100-KZZ-D21	89	2	37610-K26-901	79	6
22125-KZZ-901	56	4	28110-KYJ-900	58	1				35100-KZZ-J01	89	2	37620-MGZ-A02	79	7
22201-MGZ-J01	56	5	28125-KYJ-901	58	2				35101-KZZ-901	89	3	37700-KZZ-901	63	7
22202-KZZ-901	56	6	28130-KYJ-900	58	3	32406-MFF-D00	131	34	35101-KZZ-J01	89	3	37800-KZZ-D21	102	18
22321-KYJ-902	56	7	28132-MK5-000	58	4				35121-MAS-G01	89	4	37800-KZZ-J01	104	21
22322-KZZ-901	56	8				32410-KZZ-900	129	3	35121-KZZ-J01	89	4	37870-KRJ-901	42	14
22350-KYJ-902	56	9	30000			32414-GAG-000	131	35	35130-KZZ-D21	82	4			
22401-KYJ-902	56	10							35130-KZZ-J01	82	4	38000		
22402-KZZ-902	56	11	30510-KZZ-901	130	1	32601-KZZ-900	129	4	35160-KVS-751	130	9			
22810-KZZ-900	54	16				32605-GEV-761	132	10				38110-KYJ-901	130	12
22815-KM7-700	54	17	30520-GFM-900	130	2	32606-GEV-761	130	8	35161-KZZ-900	130	10			
22821-KZZ-900	54	18										38235-S04-003	140	1
22847-KZZ-900	56	12	30700-KZZ-901	130	3				35200-KZZ-921	82	5	38301-KYJ-641	130	13
22870-KZZ-D20	82	3				33000			35200-KZZ-J02	82	5	38301-KZZ-J01	132	16
22870-KZZ-J00	82	3							35205-KZZ-J80	134	2	38306-KK4-000	130	14
22875-KZZ-J00	90	22	31000			33100-KZZ-J01	78	1	35206-KZZ-J00	134	3	38501-KWN-901	130	15
						33110-KZZ-D21	60	1	35240-KZZ-G41	83	24			
23000			31110-KZZ-D21	60	1	33112-KWR-003	77	2	35241-KZZ-J81	83	24	38506-KZZ-900	130	16
			31120-KZZ-901	60	2	33400-KZZ-D21	125	1	35242-KZZ-J80	83	25			
23121-K33-D01	65	8	31200-KZZ-901	61	1	33400-KZZ-J01	126	1	35243-KZZ-J80	83	26	38510-KZZ-J81	99	15
23211-KZZ-900	69	1	31201-MEW-921	61	2	33400-KZZ-L41	126	1	35330-MK5-003	82	6	38517-MGE-003	95	17
23212-KYJ-900	69	2	31202-MEW-921	61	3	33402-MGS-D31	125	2	35340-MGS-D31	84	1	38520-KZZ-G41	95	18
23221-KZZ-901	69	3	31203-MEW-921	61	4	33404-MGS-J32	125	3		85	1	38520-KZZ-J81	95	18
23411-KZZ-900	69	4	31204-MEW-921	61	5	33405-MKA-D81	125	4	35350-KZZ-J01	117	3	38525-KZZ-J80	95	19
23412-KYJ-900	69	5	31205-HP5-601	61	6	33411-K15-920	126	2	35357-KZZ-900	117	4	38526-KZZ-J80	85	2
23421-KZZ-900	69	6	31206-MEW-921	61	7	33412-KZZ-J00	126	3	35451-KVZ-630	113	5	38581-671-003	102	22
23431-KZZ-900	69	7	31207-HP5-601	61	8	33412-MGS-D30	125	5	35600-HA0-003	63	6			
23432-KYJ-900	69	8	31208-MEW-921	61	9	33413-KZZ-J00	126	4	35700-KZZ-901	119	1	38770-KZZ-J81	130	17
23441-KZZ-900	69	9	31209-MEW-921	61	10	33413-MGS-D30	125	6	35850-MT4-003	129	5			
23451-KZZ-900	69	10	31210-MEW-921	61	11	33414-KZZ-J00	126	5	35856-MT3-000	129	6	38770-KZZ-L41	130	17
23452-KYJ-900	69	11	31500-KZZ-J01	129	1	33415-KZZ-J00	126	6						
23471-KZZ-900	69	12	31500-KZZ-J31	129	1	33416-KZZ-J00	126	7				38770-KZZ-L61	133	19
23472-KYJ-900	69	13	31500-KZZ-J81	129	1	33450-KZZ-D21	125	7	36000			38770-KZZ-L71	130	17
23481-KZZ-D20	69	14	31500-KZZ-L41	129	1	33450-KZZ-J01	126	8	36162-HW5-901	114	13			
23482-KYJ-900	69	15	31500-KZZ-L61	129	1	33450-KZZ-L41	126	8	36450-KVZ-631	113	6			
23491-KZZ-D20	69	16	31510-KZZ-J00	129	2	33452-KZZ-J00	126	9	36531-KZZ-J01	115	18	38771-KTY-D30	130	18
23501-KZZ-D20	69	17	31511-KCZ-J60	111	15	33454-MGS-J32	125	8						
23502-KYJ-900	69	18	31511-KE2-850	111	16	33456-KZZ-J00	126	10				40000		
23511-KZZ-D20	69	19	31511-KZZ-900	111	17	33600-KZZ-J01	126	11	37000					
23801-KYJ-900	69	20	31600-KVK-901	130	4	33600-KZZ-J11	125	9				40510-KZZ-900	120	1
23802-KYJ-900	69	21	31600-KZZ-J01	132	4	33650-KZZ-J01	126	12	37100-KZZ-D21	79	1	40515-KZZ-960	135	39
			31700-MM8-610	130	5	33650-KZZ-J11	125	10	37100-KZZ-G41	79	1	40516-KZZ-960	135	40
24000						33703-KZZ-J01	127	1	37100-KZZ-G81	79	1	40530-KZZ-901	121	27
			31730-MAS-601	130	6	33704-KZZ-J01	127	2	37100-KZZ-J01	79	1	40540-KYJ-902	120	2
24211-KZZ-900	72	1				33705-KZZ-J01	127	3	37100-KZZ-J71	79	1	40544-KYZ-900	100	2
24212-KZZ-900	72	2	31916-MEH-003	42	10	33720-KZZ-J01	127	4	37100-KZZ-J81	79	1	40545-KYJ-902	120	3
24213-KZZ-900	72	3				33741-KPL-902	127	5	37104-MGZ-D00	79	2			
24301-KYJ-900	72	4				33741-KTG-U01	127	6	37130-KZZ-D21	79	3	43514-KS6-701	97	10
24321-KYJ-900	72	5							37130-KZZ-G41	79	3	43516-MR5-000	113	7
												43517-KS6-701	97	11
												43520-MJ6-315	97	12
												43530-KZZ-901	97	13
												43950-KZZ-900	117	5

## PART NO. INDEX

Part Number	Page	Ref.	Part Number	Page	Ref.	Part Number	Page	Ref.	Part Number	Page	Ref.	Part Number	Page	Ref.	Part Number	Page	Ref.
44000			45517-166-006	84	6	50710-KCZ-J71	134	14	52400-KZZ-D31	122	1	61140-KZZ-900ZD	77	6	81000		
44301-KZZ-J00	96	3		85	10	50711-KZZ-900	118	7	52400-KZZ-G41	122	1	61140-KZZ-J00ZA	78	4	81212-GF4-000	138	7
44310-KZZ-J00	96	4	45518-MEN-J01	84	7	50713-KZZ-900	118	8	52400-KZZ-J11	122	1	61146-KZZ-J00	78	6			
44515-KZZ-J80ZA	96	17		85	11				52400-KZZ-J31	122	1	61150-KZZ-J00	91	6	83000		
44515-KZZ-J80ZB	96	17	45520-GWO-911	97	14	51000			52400-KZZ-J81	122	1	61200-KZZ-900ZB	92	3			
44620-KZZ-J00	96	5	45520-MG7-006	84	8				52400-KZZ-L41	122	1	61315-KZZ-D20	79	8			
44635-KZZ-J00	96	6		85	12	51400-KZZ-D21	93	3	52400-KZZ-L61	122	1	61315-KZZ-G40	79	8	83500-KZZ-D10ZA	109	3
44650-KZZ-D20	96	7	45521-GWO-911	97	15	51400-KZZ-J01	93	3	52462-KPS-900	122	2	61316-KCJ-661	138	20	83500-KZZ-J00ZA	110	3
44650-KZZ-J00	96	7	45521-HA2-006	84	9	51401-KZZ-D21	93	4	52462-KZZ-900	122	3	61325-KZZ-G40	90	23	83511-KZZ-J00	110	6
44701-KZZ-901	96	8		85	13	51401-KZZ-J01	93	4	52464-KPE-900	122	4	61325-KZZ-J00	90	24	83512-KZZ-900	110	7
44701-KZZ-H51	96	8	45523-KA3-731	84	10	51402-KZZ-J01	94	31	52465-KZZ-900	122	5	61328-MJ6-000	79	9			
44711-KZZ-901	96	9		85	14	51410-KZZ-D21	93	5	52465-KZZ-J00	122	5	61330-KZZ-900	77	8	83512-KZZ-J00	104	22
44712-KAE-005	96	10	45530-471-831	84	11	51410-KZZ-J01	93	5	52472-KZZ-900	122	6				83545-KZZ-J00	127	10
44713-KZZ-901	96	11		85	15	51412-KA4-711	93	6	52475-KZZ-900	122	7	64000			83551-300-000	135	16
						51412-KZZ-901	93	7	52475-KZZ-J00	122	7				83551-GE2-000	109	4
			46000			51414-MFN-D01	93	8				64110-KZZ-J00	138	1			
						51415-MGP-D01	93	9	53000			64231-KZZ-L40	138	21	83600-KZZ-D10ZA	109	5
45000			46182-MEL-D21	97	16	51419-KZZ-901	93	10				64266-MG9-770	124	2	83600-KZZ-J00ZA	110	9
45108-KPH-951	95	6	46392-TF0-003	88	5	51425-KZZ-D21	93	11	53100-KZZ-J00	89	6	64300-KZZ-J00ZC	139	3	83602-KZZ-900ZB	109	6
45111-MAJ-G41	95	7	46500-KZZ-900	117	6	51425-KZZ-J01	93	11	53131-KZZ-900	89	7	64305-KZZ-J00	139	4	83602-KZZ-J00ZA	110	10
	99	10	46504-KV6-702	97	17	51426-KZZ-901	93	12	53131-KZZ-A20	89	7	64341-KWW-A00	135	43	83603-KZZ-900	109	7
45120-KZZ-A21	96	16	46511-KZ4-J00	117	7	51426-KZZ-D21	94	21	53140-KZZ-900	82	7	64400-KZZ-J00ZB	139	5	83603-KZZ-J00	110	11
45124-KZZ-G41	85	3	46525-KK0-003	117	8	51426-KZZ-G41	94	21	53150-KZZ-900	82	8	64436-KZZ-J00	139	7	83604-KZZ-900	109	8
45124-KZZ-J01	84	2				51426-KZZ-J01	94	21	53172-KZZ-900	82	9	64465-KZZ-J00	124	3			
45124-KZZ-J81	85	3	50000			51426-KZZ-J81	94	21	53174-KZZ-900	82	10	64501-KZZ-J00	138	2	83607-KZZ-900	109	9
45125-KZZ-901	84	2				51430-KZZ-D21	93	13	53175-KZZ-900	84	12	64501-KZZ-J70	138	2			
45125-KZZ-J80	88	3	50100-KZZ-D20ZB	134	4	51430-KZZ-J01	93	13				64501-KZZ-J80	138	2	83643-355-300	124	9
45126-KZZ-J80	88	4	50100-KZZ-G40ZA	134	4	51447-KA4-711	93	14	53176-KZZ-901	84	13	64501-KZZ-L40	138	2	83701-KZZ-900	109	10
45127-KZZ-G41	85	4	50100-KZZ-J00ZB	134	4	51450-KZZ-901	93	15				64510-KZZ-J00	138	3	83905-KZZ-900	109	11
45127-KZZ-J81	85	4	50100-KZZ-J80ZB	134	4	51451-MAJ-G41	93	16	53177-KZZ-900	82	11	64520-KZZ-J00	138	4			
45131-GZ0-006	95	8	50175-KZZ-900	134	5	51456-KZZ-901	93	17	53178-KZZ-900	82	12	64521-KZZ-J00	138	5			
45132-166-016	95	9	50200-KZZ-D20ZB	134	6	51476-MFB-003	93	18	53192-268-000	82	13	64530-KZZ-J00	138	6	84000		
	99	11	50200-KZZ-J00ZB	134	6	51490-KZZ-J01	93	19	53208-KCH-900	89	8				84601-HC4-000	111	19
45133-MA3-006	95	10	50351-KZZ-D20	134	7	51500-KZZ-D21	94	20	53214-KZZ-901	91	2	77000					
	99	12	50351-KZZ-J00	135	41	51500-KZZ-G41	94	20	53214-MCJ-751	91	3						
45150-KZZ-902	95	11	50355-KZZ-900	134	8	51500-KZZ-J01	94	20	53215-GF8-000	89	9	77200-KZZ-900ZD	108	1	84701-KZZ-D10	127	11
45150-KZZ-A22	95	11	50361-KZZ-900	134	9	51500-KZZ-J81	94	20	53219-KZZ-900	91	4	77204-312-000	135	15	84701-KZZ-F00	127	11
45181-KZZ-G40	85	5	50375-KZZ-J00ZA	139	2	51610-KZZ-D20ZA	94	22	53219-KZZ-A20	91	4	77215-GC2-000	108	2	84701-KZZ-G40	127	11
45181-KZZ-J80	85	5	50376-KZZ-J00	134	10	51620-KZZ-D20ZC	94	22	53229-MN1-650	91	5	77223-KZZ-900	124	4	84701-KZZ-J00	127	11
45182-KZZ-J80	85	6	50383-KZZ-900	129	7	51620-KZZ-D20ZA	94	23	53300-KZZ-J00ZA	89	10	77224-KZZ-900	124	5			
45190-KZZ-901	95	12	50401-KZZ-J00	134	11	51620-KZZ-D20ZC	94	23	53300-KZZ-J00ZC	89	10	77233-MBL-611	109	2	86000		
45190-KZZ-A21	95	16	50402-KZZ-D20	134	12	51620-KZZ-J80ZA	94	23	53800-KZZ-J00	81	1				86101-KZZ-900ZC	144	1
45203-MCC-006	99	13	50402-KZZ-G40	135	42	51620-KZZ-J80ZC	94	23	53840-KZZ-J00	81	2	77236-KAZ-780	140	16	86102-KZZ-900ZC	145	1
45215-KPH-951	95	13	50505-GA7-730	138	18				53841-KZZ-J00	81	3	77250-KZZ-900	140	2	86102-KZZ-L30ZA	144	2
45216-166-006	95	14	50530-KZZ-D20	119	2	52000						77302-473-000	113	8	86150-KPG-901	89	12
45218-MAJ-G41	99	14	50530-KZZ-J00	119	2								130	19	86191-KZZ-D10ZA	144	3
45351-KZZ-901	96	12	50541-KZZ-J00	119	3	52101-KZZ-900	120	4	57000				133	21	86191-KZZ-J00ZA	145	4
45461-KZZ-J00	93	1	50541-MY5-860	119	3	52131-KZZ-900	120	5	57101-MER-D21	87	1	77302-KW7-900	78	7	86192-KZZ-D10ZA	144	4
45461-KZZ-J80	93	1	50545-KZZ-J00	119	4	52141-KZZ-900	120	6	57103-SDA-003	87	2				86192-KZZ-J00ZA	145	5
45462-KZZ-J00	93	2	50545-MY5-860	119	4	52144-356-005	120	7	57110-KZZ-J82	87	3	80000			86193-KZZ-D10ZA	144	5
45462-KZZ-J80	93	2	50547-KZZ-900	119	5	52146-KV6-010	120	8				80010-KZZ-D10ZC	124	6	86193-KZZ-J00ZA	145	6
45468-KZZ-J80	89	5	50603-KZZ-900	118	1	52147-KV6-010	120	9	61000			80010-KZZ-J00ZB	124	6	86194-KZZ-D10ZA	144	6
	91	1	50615-KZZ-900	134	13	52161-KZZ-900	120	10				80105-KZZ-900	111	18	86611-KZZ-J00ZA	145	7
45504-410-003	84	3	50615-KZZ-A20	134	13	52161-KZZ-920	135	38	61000-KZZ-J00ZB	92	1	80110-KZZ-J00	127	8	86641-KZZ-J00ZA	145	9
	85	7	50616-KZZ-900	118	2	52170-KZZ-900	120	11	61101-KZZ-900	92	2	80115-KZZ-J00	127	9	86642-KZZ-J00ZA	145	10
45510-KZZ-901	84	4	50617-KZZ-900	118	3	52171-KR6-000	120	12	61103-357-000	77	4	80150-KZZ-307	124	8	86643-KZZ-J00ZA	145	11
	85	8	50618-KZZ-900	118	4	52171-MAN-620	120	13	61103-KZZ-J00	78	2				86644-KZZ-J00ZA	145	12
45513-HA2-006	84	5	50639-KZZ-900	118	5	52200-KZZ-900	120	14	61104-KZZ-900	77	5						
	85	9	50642-KZZ-900	118	6	52400-KZZ-D11	122	1									







## PART NO. INDEX

Part Number	Page	Ref.	Part Number	Page	Ref.	Part Number	Page	Ref.	Part Number	Page	Ref.	Part Number	Page	Ref.	Part Number	Page	Ref.
91356-KZ3-003	94	30		86	28	95015-54000	98	27	96300-08020-00	135	37						
91533-S04-003	90	19		131	25	95018-56250	112	26	96300-08035-00	90	20						
91533-S5A-003	131	36		133	30	95701-06010-00	135	31	96300-08040-00	116	35						
	133	26	94050-06070	83	21		137	29	96600-06016-00	60	5						
	41		94050-06080	102	20	95701-06012-00	128	21	96600-06035-00	60	6						
91534-SWA-003	133	27		105	25		131	27	96600-08016-07	90	25						
91535-STK-003	131	37	94050-08000	116	30		133	32	96600-08020-10	60	7						
91565-S0X-003	131	23		135	28		135	32									
	133	28	94050-10000	125	14	95701-06012-08	112	27	98000								
				135	29	95701-06014-00	51	12									
92000			94101-05000	116	31		70	39	98200-33000	129	10						
			94101-08000	118	10	95701-06018-00	63	17	98200-40500	131	31						
92101-06020-4J	131	24	94101-10800	123	21		117	11	98200-41000	131	32						
	133	29		135	30	95701-06020-08	128	22									
92900-08022-3E	42	23	94102-08000	131	26	95701-06022-00	131	28									
				133	31		133	33									
93000			94102-10000	118	11	95701-06025-00	61	16	98200-42000	133	37						
			94102-10700	81	12	95701-06030-00	131	29	98200-43000	131	39						
93401-08012-08	135	26	94103-04000	116	32		133	34									
93404-06012-00	135	27				95701-06045-00	62	8									
93404-06020-00	92	4	94103-05700	79	14	95701-06120-00	42	25	99000								
93404-06025-00	87	4		80	15	95701-08014-00	128	23									
93411-05025-00	126	13		121	25		131	30	99006-24000	140	15						
93411-05030-00	126	14	94103-06800	127	20		133	35									
93500-05010-1H	74	19	94109-12000	63	14	95701-08016-00	135	33									
93500-05016-0G	98	23		76	1	95701-08018-00	135	34									
93500-05025-0G	111	23	94201-20120	98	26	95701-08020-00	80	16									
93600-04012-1G	84	20	94201-20150	118	12	95701-08038-02	116	34									
	86	26	94201-20180	118	13												
93892-05012-08	61	15	94301-08140	42	22	96000											
93892-05012-18	74	20	94301-10160	41	9												
93893-04012-17	84	21	94301-12160	42	24	96001-06010-00	135	35									
	86	27		53	3			47									
93901-22020	137	25		55	34	96001-06010-07	119	9									
93901-32320	82	19		62	7		139	13									
93903-22480	79	11		63	15	96001-06012-00	85	18									
93903-24280	109	15	94302-08140	55	35		98	33									
93903-24320	106	10		59	10	96001-06014-00	98	34									
93903-24380	127	19		63	16	96001-06018-00	109	16									
93903-24360	107	10	94510-14000	72	19		110	17									
	139	12	94520-37000	70	38	96001-06018-07	86	29									
93903-25480	111	24	94591-47000	107	11	96001-06020-07	83	22									
93903-26380	98	24	94591-49000	124	14			23									
93913-14120	124	13				96001-06022-00	113	10									
93913-142J0	116	27	95000			96001-06025-07	83	23									
						96001-06028-00	137	30									
93913-15510	124	12	95001-35035-40	114	15	96001-06028-07	86	30									
93913-25380	79	12	95001-45280-40	105	30	96001-06065-00	102	21									
			95001-45300-40	103	23		105	27									
93913-25480	77	11	95001-45340-40	105	31	96100-60010-00	56	19									
	78	11	95001-45380-40	103	24	96100-60013-00	55	36									
			95001-45490-40	114	16	96100-63040-00	70	40									
94000			95001-45600-40	105	32	96140-62030-00	70	41									
			95002-02080	103	25	96140-63030-10	101	21									
94001-05000-0S	116	29		105	33	96220-30085	72	20									
94002-08000-0S	82	20	95002-02100	137	27	96300-06010-08	135	36									
	98	25	95002-40800-08	114	17	96300-06012-07	138	22									
94021-06000-0S	135	46	95003-19042-20	111	25	96300-06014-00	98	28									
94050-06000	84	22	95005-80215-20	105	26		114	18									





## PART NAME INDEX

Part name	Page	Ref.	Part name	Page	Ref.	Part name	Page	Ref.
BOLT, FLANGE, 8X38 .....	116	34	BRACKET SUB ASSY., FR. CALIPER	95	12	CASE ASSY., UPPER .....	79	6
BOLT, FLANGE, 8X40 .....	94	25			16	CASE COMP., AIR CLEANER .....	111	1
	116	35	BRACKET SUB ASSY., RR. ....	99	5	CASE, DRIVE CHAIN .....	120	1
BOLT, FLANGE, 8X45 .....	89	15	BRACKET, L. HANDLE LEVER .....	82	9	CENTER, CLUTCH .....	56	3
	91	9	BRACKET, NUMBER PLATE .....	127	11	CHAIN, CAM .....	51	1
BOLT, HANDLE LEVER PIVOT .....	82	14	BRIDGE COMP., FORK TOP .....	89	10	CHAIN, DRIVE .....	120	2
	84	15	BRUSH SET A, CARBON .....	61	2		121	27
	86	21	BRUSH SET B, CARBON .....	61	3	CIRCLIP .....	84	19
BOLT, HEAD COVER .....	41	7	BULB, HEADLIGHT .....	77	3		86	25
BOLT, HEX., 6X20 .....	72	12	BULB, TAILLIGHT .....	125	12		97	16
	131	24		127	7	CIRCLIP, EXTERNAL, 14MM .....	72	19
	133	29	BULB, WINKER LIGHT .....	125	11	CIRCLIP, EXTERNAL, 20MM .....	70	33
BOLT, HEX., 8X47.5 .....	120	18	BUSH, 20X23X17.4 .....	69	15	CIRCLIP, EXTERNAL, 25MM .....	70	34
BOLT, HOOK, 8MM .....	124	11	BUSH, GUIDE .....	93	8	CIRCLIP, INTERNAL, 37MM .....	70	38
BOLT, LEVER PIVOT .....	84	16	BUSH, SLIDER .....	93	9	CIRCLIP, RR. MASTER CYLINDER ..	97	11
	86	22				CLAMPER A, ABS CANCEL SWITCH ..	83	25
BOLT, MUFFLER PROTECTOR .....	115	23	[ C ]			CLAMPER A, BRAKE HOSE .....	93	1
BOLT, OIL, 10X22 .....	84	17	CABLE COMP. A, THROTTLE .....	82	1	CLAMPER B, ABS CANCEL SWITCH ..	83	26
	86	23	CABLE COMP. B, THROTTLE .....	82	2	CLAMPER B, BRAKE HOSE .....	93	2
	97	20	CABLE COMP., CLUTCH .....	82	3	CLAMPER B, FR. BRAKE HOSE .....	85	6
BOLT, ONE-WAY, 6X10 .....	135	19	CABLE, BATTERY EARTH .....	129	4	CLAMPER, FR. BRAKE HOSE .....	85	5
BOLT, ONE-WAY, 8MM .....	89	13	CABLE, STARTER MAGNETIC			CLAMPER, HARNESS .....	134	1
BOLT, PIN .....	95	8	BATTERY	131	33	CLAMPER, L. HARNESS .....	134	2
BOLT, PROTECTOR .....	94	24		133	38	CLAMP, RADIATOR HOSE .....	115	17
BOLT, SEALING, 12MM .....	42	4	CABLE, STARTER MOTOR .....	129	3	CLAMP, ABS CORD .....	95	17
BOLT, SEALING, 16MM .....	63	2	CALIPER SUB ASSY., L. FR. ....	95	11	CLAMP, BRAKE PIPE .....	88	6
BOLT, SETTING .....	61	6	CALIPER SUB ASSY., RR. ....	99	4	CLAMP, HOSE .....	74	17
BOLT, SIDE STAND PIVOT .....	119	6	CAMSHAFT COMP., EX. ....	46	3	CLAMP, HOSE, 22-29MM .....	137	21
BOLT, SOCKET, 4X25 .....	105	24	CAMSHAFT COMP., IN. ....	46	2	CLAMP, MASTER CYLINDER OIL		
BOLT, SOCKET, 5X12 .....	138	13	CANISTER COMP. ....	114	8	HOSE	97	10
BOLT, SOCKET, 5X9 .....	129	8	CAP ASSY., NOISE SUPPRESSOR ...	130	3	CLAMP, TUBE .....	114	17
BOLT, SOCKET, 6X16 .....	60	5		132	3	CLIP .....	79	10
BOLT, SOCKET, 6X18 .....	91	7	CAP ASSY., RESERVE TANK .....	137	17		90	26
BOLT, SOCKET, 6X35 .....	60	6	CAP COMP., FUEL FILLER .....	102	16		111	22
BOLT, SOCKET, 8MM .....	94	27		104	18	CLIP, 4X70 .....	107	11
BOLT, SOCKET, 8X16 .....	90	25	CAP COMP., RADIATOR .....	136	8	CLIP, 4X90 .....	124	14
BOLT, SOCKET, 8X20 .....	60	7	CAP, 30MM .....	59	7	CLIP, ABS CORD .....	95	19
BOLT, SOCKET, 8X30 .....	138	12	CAP, AIR INJECTION SOLENOID			CLIP, BODY .....	106	9
BOLT, SPECIAL, 6X18 .....	77	9	VALVE	113	5		107	9
BOLT, SPECIAL, 6X24 .....	78	9	CAP, A.C. GENERATOR .....	59	6	CLIP, BRAKE PIPE .....	88	5
BOLT, SPROCKET FIXING, 10X31 ..	100	16	CAP, BLEEDER .....	95	5	CLIP, BREATHER TUBE .....	111	12
BOLT, STUD, 10X178 .....	63	10		99	8		113	13
BOLT, STUD, 8X22 .....	42	23	CAP, DUMMY .....	130	8		138	9
BOLT, SWINGARM PIVOT .....	120	4		132	10	CLIP, BUMPER SEAL .....	99	16
BOLT, SWITCH SETTING .....	119	7	CAP, LOCK NUT .....	81	5	CLIP, CABLE, 10MM .....	95	21
BOLT, TERMINAL .....	61	7	CAP, MASTER CYLINDER .....	84	5	CLIP, CABLE, 12MM .....	90	19
BOLT, WIRE ADJUSTING .....	82	13		85	9	CLIP, COUPLER .....	131	23
BOOT B .....	95	10	CAP, OIL FILLER .....	97	9		133	26
	99	12	CAP, RIM HOLE .....	54	9		27	27
BOOT COMP. ....	84	3		96	2		28	28
	85	7	CAP, RR. CARRIER .....	100	13		28	28
	97	5	CAP, RR. SWINGARM .....	138	7		41	41
BOOT, MIRROR .....	81	4	CAP, STEERING STEM .....	120	10	CLIP, PISTON PIN, 17MM .....	65	5
BOOT, PIN BUSH .....	95	9	CAP, SWINGARM DUST SEAL .....	89	8	CLIP, PURSE LOCK .....	82	18
	99	11	CAP, TAIL .....	120	7	CLIP, SUB TANK HOSE .....	111	14
BOX, FR. ....	138	3	CASE ASSY., UNDER .....	115	4		113	2
BOX, TOOL .....	109	7		79	7			
	110	11						



# PART NAME INDEX

Part name	Page	Ref.	Part name	Page	Ref.	Part name	Page	Ref.
CLIP, SWITCH COVER .....	117	10	COVER, DRIVE CHAIN .....	135	39	DIODE ASSY., THREE WAY .....	130	6
CLIP, TUBE .....	103	25	COVER, FR. MUFFLER .....	115	10		132	6
	105	33	COVER, FR. RESERVE TANK .....	106	5	DISK B, CLUTCH FRICTION .....	56	6
	137	27		107	5	DISK COMP., FR. BRAKE .....	96	16
CLIP, WIRE HARNESS .....	105	29	COVER, HEADLIGHT STAY .....	138	4	DISK, CLUTCH FRICTION .....	56	5
COIL COMP., IGNITION .....	130	1			5	DISK, FR. BRAKE .....	96	12
	132	1	COVER, HEAD PIPE .....	91	6	DISK, RR. BRAKE .....	100	14
COLLAR .....	77	5	COVER, L. CRANKCASE .....	59	1	DOWEL PIN, 10X16 .....	41	9
	78	3	COVER, L. HANDLE LEVER .....	82	11	DOWEL PIN, 8X12 .....	55	25
	87	2	COVER, L. SIDE LOWER .....	109	10		62	5
	102	12	COVER, OIL FILTER .....	54	5	DOWEL PIN, 8X14 .....	42	22
	104	14	COVER, REED VALVE .....	41	5	DRIVER, SCREW .....	140	4
COLLAR A, CUSHION ARM .....	122	2	COVER, RELAY .....	130	16	DRUM, GEARSHIFT .....	72	4
COLLAR A, FENDER SETTING .....	124	4		132	18	DUCT, AIR CLEANER .....	111	4
COLLAR B, FENDER SETTING .....	124	5	COVER, RR. MUFFLER .....	115	14	DUST SEAL, 17X20X2.5 .....	117	8
COLLAR COMP., FR. WHEEL SIDE ..	96	4	COVER, RR. RESERVE TANK .....	106	6	DUST SEAL, 17X24X5 .....	123	20
COLLAR C, CUSHION ARM .....	122	3		107	6	DUST SEAL, 20X26X4.5 .....	121	24
		4	COVER, RUBBER .....	77	2		123	19
COLLAR, 20X23X10.5 .....	69	5	COVER, R. HANDLE LEVER .....	84	13	DUST SEAL, 25X35X6 .....	96	14
COLLAR, 22X25X11 .....	69	8		85	17	DUST SEAL, STEERING HEAD .....	91	3
COLLAR, 25X28X10 .....	69	11	COVER, STARTER MAGNETIC			DUST SEAL, STEERING UPPER .....	91	2
COLLAR, 6X4 .....	81	10	TERMINAL	131	34			
COLLAR, CENTER PIVOT DISTANCE	120	6		133	39	[ E ]		
COLLAR, CONNECTING ROD .....	122	6	COVER, STAY .....	138	6	ELEMENT COMP., AIR CLEANER .....	111	2
COLLAR, ENGINE HANGER .....	134	9	COVER, TAILLIGHT .....	127	9	ELEMENT, OIL FILTER .....	54	4
COLLAR, FR. AXLE DISTANCE .....	96	5	COVER, THERMOSTAT .....	42	9	EMBLEM, PRODUCT .....	89	12
COLLAR, FR. FENDER .....	92	2	COVER, TOOL BOX .....	109	6			
COLLAR, OIL PATH, 18MM .....	54	3		110	10	[ F ]		
COLLAR, PILLION SEAT .....	113	8	COWL ASSY., L. MIDDLE .....	139	5	FAN COMP., COOLING .....	136	5
	130	19	COWL ASSY., R. MIDDLE .....	139	3	FASTENER A, DUAL LOCK .....	104	17
	133	21	COWL, FR. UNDER .....	139	2	FASTENER B, DUAL LOCK, 20X30 ..	139	1
COLLAR, RADIATOR MOUNTING .....	136	14	COWL, UNDER .....	134	10	FENDER SET B, RR. ....	124	8
COLLAR, RR. AXLE DISTANCE .....	100	6	CRANKCASE COMP., L. ....	63	3	FENDER SET, FR. ....	92	1
COLLAR, RR. WHEEL .....	100	5	CRANKCASE COMP., R. ....	63	1	FENDER SET, RR. ....	124	6
COLLAR, SIDE COVER .....	109	11	CRANKSHAFT COMP. ....	65	1	FENDER SUB ASSY., FR. ....	92	3
	110	14	CUP COMP., OIL .....	97	7	FILM, PROTECTOR .....	104	22
COLLAR, SPLINE, 23MM .....	69	18	CUSHION ASSY., RR. ....	122	1	FILTER SET .....	102	2
COLLAR, SPLINE, 25X10 .....	69	13	CUSHION RING, INJECTOR .....	74	15		104	2
COLLAR, SPRING .....	94	31	CUSHION, FUEL TANK PIVOT .....	102	4	FLAP, TIRE .....	96	11
COLLAR, TAILLIGHT .....	127	3		104	5		100	12
COLLAR, TANK SET .....	102	5	CUSHION, PGM-FI UNIT .....	130	18	FLYWHEEL COMP. ....	60	1
	104	6		133	20	FORK ASSY., L. FR. ....	94	20
COLLAR, TENSIONER .....	51	3	CUSHION, SHROUD .....	102	17	FORK ASSY., R. FR. ....	93	3
COLLAR, WINKER .....	126	2		104	20	FORK, CENTER GEARSHIFT .....	72	2
		6	CYLINDER COMP. ....	53	1	FORK, L. GEARSHIFT .....	72	1
CONNECTOR, MASTER CYLINDER .....	97	4	CYLINDER SET, MASTER .....	84	11	FORK, R. GEARSHIFT .....	72	3
COTTER, VALVE .....	46	13		85	15	FUEL UNIT .....	102	18
COUNTERSHAFT .....	69	3	CYLINDER SUB ASSY., FR. BRAKE				104	21
COVER ASSY., CYLINDER HEAD .....	41	1	MASTER	84	4	FUSE, BLADE .....	129	10
COVER ASSY., R. CRANKCASE .....	54	1		85	8	FUSE, MINI .....	131	31
COVER COMP., L. RR. ....	59	2	CYLINDER SUB ASSY., RR. BRAKE				32	
COVER COMP., WATER PUMP .....	54	13	MASTER	97	6		38	
COVER SET, HEADLIGHT .....	78	4					39	
COVER SET, L. SIDE .....	109	5	[ D ]			DAMPER COMP., FR. ....	93	13
	110	9				DIAPHRAGM .....	84	8
COVER SET, R. SIDE .....	109	3					85	12
	110	3					97	14
COVER, BATTERY TERMINAL .....	131	35						
	133	40						

## PART NAME INDEX

Part name	Page	Ref.	Part name	Page	Ref.	Part name	Page	Ref.
[ G ]			GUIDE A, CAM CHAIN .....	51	7	JOINT, DRIVE CHAIN .....	120	3
GASKET COMP., CYLINDER HEAD			GUIDE B, CAM CHAIN .....	51	5	JOINT, TUBE .....	102	22
COVER	41	3	GUIDE COMP., CABLE .....	134	12		105	28
	75	1		135	42		114	5
GASKET KIT A .....	75	1	GUIDE, BRAKE HOSE .....	97	3			12
GASKET KIT B .....	76	1	GUIDE, CHAIN .....	120	8	[ K ]		
GASKET, CYLINDER .....	53	2	GUIDE, CLUTCH CABLE .....	90	23	KEY SET .....	89	1
	75	1			24	KEY, BLANK .....	89	4
GASKET, CYLINDER HEAD .....	42	5	GUIDE, CLUTCH OUTER .....	56	2	KEY, TOP .....	79	2
	75	1	GUIDE, EX. VALVE .....	42	3	KEY, WOODRUFF, 25X18 .....	65	11
GASKET, EX. PIPE .....	75	1	GUIDE, FR. BRAKE HOSE .....	89	5	KEY, WOODRUFF, 4MM .....	67	5
	115	1	GUIDE, IN. VALVE .....	91	1	[ L ]		
GASKET, FUEL PUMP .....	102	14	GUIDE, PILLION STEP .....	42	2	LABEL, ACCESSORIES & LOADING ..	141	6
	104	15	GUIDE, RR. BRAKE HOSE .....	118	8		142	9
GASKET, L. CRANKCASE COVER ...	59	3		98	32	LABEL, AIR CLEANER ELEMENT		
	76	1	[ H ]			NOTICE	141	5
GASKET, OIL FILTER COVER .....	54	6	HANDLE, EYE WRENCH .....	140	10		142	8
	76	1	HARNESS, WIRE .....	130	7	LABEL, CHAIN ADJUSTER .....	141	4
GASKET, OIL PUMP .....	62	2		132	7		142	7
	76	1	HEADLIGHT ASSY. ....	78	1	LABEL, DRIVE .....	141	7
GASKET, R. CRANKCASE COVER ...	54	2	HEADLIGHT UNIT .....	77	1		142	10
	76	1	HEAD ASSY., CYLINDER .....	42	1	LABEL, DRIVE CAUTION .....	142	10
GASKET, TENSIONER LIFTER .....	51	6	HINGE, TOOL BOX .....	109	8	LABEL, FRENCH TRANSLATION .....	141	8
	75	1		110	12		142	11
GASKET, WATER PUMP COVER .....	54	14	HOLDER ASSY., HELMET .....	134	14	LABEL, FUEL & DRIVE .....	141	9
	76	1	HOLDER, BRUSH .....	61	4		10	10
GEAR ASSY., BALANCER DRIVEN ..	67	1	HOLDER, L. LEVER BRACKET .....	82	10		143	13
GEAR COMP., OIL PUMP .....	62	3	HOLDER, MASTER CYLINDER .....	84	6	LABEL, MANUFACTURER .....	141	1
GEAR COMP., STARTER DRIVEN ...	58	1		85	10		142	2
GEAR, BALANCER DRIVE .....	65	6	HOLDER, UPPER .....	89	7	LABEL, RADIATOR CAP .....	136	10
GEAR, COUNTERSHAFT FIFTH .....	69	16	HORN COMP. ....	130	12	LABEL, RR. DAMPER .....	122	8
GEAR, COUNTERSHAFT FOURTH .....	69	12		132	15	LABEL, RR. DAMPER CAUTION .....	122	8
GEAR, COUNTERSHAFT LOW .....	69	4	HOSE COMP. A, FR. BRAKE .....	85	3	LABEL, TIRE & DRIVE CHAIN .....	141	2
GEAR, COUNTERSHAFT SECOND .....	69	7	HOSE COMP. A, RR. BRAKE .....	98	30		3	3
GEAR, COUNTERSHAFT SIXTH .....	69	19	HOSE COMP. D, FR. BRAKE .....	85	4		142	3
GEAR, COUNTERSHAFT THIRD .....	69	10	HOSE COMP. D, RR. BRAKE .....	98	31	LENS COMP., L. WINKER .....	125	8
GEAR, MAINSHAFT FIFTH .....	69	14	HOSE COMP., FR. BRAKE .....	84	2	LENS COMP., R. WINKER .....	125	3
GEAR, MAINSHAFT SECOND .....	69	6	HOSE COMP., FUEL FEED .....	74	16	LEVER COMP., CLUTCH .....	54	16
GEAR, MAINSHAFT SIXTH .....	69	17	HOSE COMP., RR. BRAKE .....	97	2	LEVER, L. HANDLE .....	82	12
GEAR, MAINSHAFT THIRD & FOURTH	69	9	HOSE COMP., RR. BRAKE MASTER			LEVER, R. STEERING HANDLE .....	84	12
GEAR, PRIMARY DRIVE .....	65	8	CYLINDER	97	8		85	16
GEAR, STARTER REDUCTION .....	58	3	HOSE, RADIATOR LOWER .....	136	12	LID COMP., AIR CLEANER .....	111	7
GRILLE, RADIATOR .....	136	7	HOSE, RADIATOR UPPER .....	136	11	LIFTER ASSY., TENSIONER .....	51	4
GRIP .....	140	5	HUB SUB ASSY., FR. ....	96	6	LIGHT ASSY., LICENSE .....	127	4
GRIP COMP., THROTTLE .....	82	7	HUB SUB ASSY., RR. ....	100	7	LOCK ASSY., POCKET LID .....	109	2
GRIP, L. HANDLE .....	82	8	[ I ]				110	2
GROMMET, AIR CLEANER CASE .....	109	4	IMPELLER, WATER PUMP .....	54	11	[ M ]		
	110	8	INJECTOR ASSY., FUEL .....	74	13	MAINSHAFT .....	69	1
	135	16	INSULATOR .....	61	9			
GROMMET, SPEAKER PANEL .....	124	2	INSULATOR, THROTTLE BODY .....	42	6			
GUARD, HEAT .....	115	11	[ J ]					
			JOINT, BRAKE ROD .....	97	17			
GUARD, HEEL .....	134	13	JOINT, BREATHER TUBE .....	104	3			
GUARD, L. KNUCKLE .....	81	2						
GUARD, NUMBER PLATE .....	138	20						
GUARD, R. KNUCKLE .....	81	1						
GUARD, SIDE STAND SWITCH .....	119	5						



# PART NAME INDEX

Part name	Page	Ref.	Part name	Page	Ref.	Part name	Page	Ref.
MARK, HONDA .....	144	1	NUT, STEERING STEM .....	89	16	PIN A, DOWEL, 12X16 .....	62	7
		2	NUT, U, 10MM .....	100	18		63	15
	145	1		119	8	PIN B, DOWEL, 8X14 .....	55	35
MAT, L. MIDDLE COWL .....	139	7		123	13		59	10
METER ASSY., COMBINATION .....	79	1	NUT, U, 12MM .....	123	14		63	16
METER COMP., LCD .....	79	3	NUT, U, 14MM .....	120	21	PIN D, JOINT .....	98	27
MIRROR COMP., L. ....	81	7	NUT, U, 16MM .....	100	17	PIN, CLUTCH LIFTER .....	56	12
MIRROR COMP., R. ....	81	6	NUT, U, 5MM .....	127	17	PIN, HANGER .....	95	13
MODULATOR ASSY., ABS .....	87	3	NUT, U, 6MM .....	120	20		99	6
MOTOR ASSY., FAN .....	136	13		127	16	PIN, PISTON .....	65	4
MOTOR ASSY., STARTER .....	61	1				PIN, SHIFT RETURN SPRING .....	72	11
MUDGUARD .....	124	1	[ O ]			PIN, SNAP .....	117	5
MUFFLER COMP. ....	115	5	OIL SEAL, 12X18X5 .....	55	29	PIN, SPLIT, 2.0X12 .....	98	26
			OIL SEAL, 12X26X5 .....	55	28	PIN, SPLIT, 2.0X15 .....	118	12
[ N ]			OIL SEAL, 14X22X5 .....	72	18	PIN, SPLIT, 2.0X18 .....	118	13
NUT-WASHER, 6MM .....	61	12	OIL SEAL, 22X36X5 .....	70	37	PIN, STEP BAR .....	118	5
NUT, CAP, 6MM .....	135	46	OIL SEAL, 25X47X6.5 .....	100	20	PIN, STEP JOINT .....	118	1
NUT, CLIP, 5MM .....	78	10	O-RING, 11.8X1.9 .....	55	30	PIPE COMP. B, FR. BRAKE .....	88	3
	127	18		62	6	PIPE COMP. B, RR. BRAKE .....	88	1
	138	17		63	13	PIPE COMP. C, FR. BRAKE .....	88	4
	139	11		76	1	PIPE COMP. C, RR. BRAKE .....	88	2
NUT, CLIP, 6MM .....	116	26	O-RING, 13.8X2.5 .....	59	8	PIPE COMP., EX. ....	115	6
	135	23		76	1	PIPE COMP., L. SLIDE .....	94	21
		24	O-RING, 14.8X2.4 .....	98	22	PIPE COMP., R. SLIDE .....	93	11
	137	24	O-RING, 17.8X1.9 .....	55	33	PIPE COMP., WATER .....	54	10
NUT, COWL SETTING, 5MM .....	138	8		74	12	PIPE, STEERING HANDLE .....	89	6
NUT, FENDER SETTING .....	111	19		76	1	PISTON .....	65	3
		20	O-RING, 18X3 .....	55	32	PISTON B, 27X35 .....	99	14
		15		76	1	PISTON SET, MASTER CYLINDER .....	97	12
NUT, FIXING .....	82	15	O-RING, 1.5X9.5 .....	51	11	PISTON, 27X27 .....	95	3
NUT, FLANGE, 10MM .....	42	18		75	1	PIVOT, SHIFT DRUM STOPPER ARM .....	72	13
	125	14	O-RING, 24.4X3.1 .....	61	13		127	13
	135	29		76	1	PLATE B, CLUTCH .....	56	8
NUT, FLANGE, 3MM .....	137	26	O-RING, 30MM .....	59	9	PLATE COMP., CLUTCH PRESSURE .....	56	9
NUT, FLANGE, 6MM .....	83	21		76	1	PLATE COMP., GEARSHIFT DRUM .....		
	84	22	O-RING, 44.7X2.4 .....	94	30	STOPPER	72	6
	86	28	O-RING, 4X2 .....	61	14	PLATE, BEARING SETTING .....	69	2
	102	20	O-RING, 7.8X1.9 .....	74	18	PLATE, CLUTCH .....	56	7
	105	25	O-RING, 9.8X2.4 .....	55	31	PLATE, DIAPHRAGM .....	84	9
	131	25		76	1		85	13
	133	30	OUTER COMP., CLUTCH .....	56	1		97	15
NUT, FLANGE, 8MM .....	116	30	OUTER COMP., STARTING CLUTCH .....	58	2	PLATE, FIXING .....	69	21
	135	28				PLATE, IDLE AIR CONTROL VALVE .....	74	10
NUT, HEX. CAP, 6MM .....	114	14	[ P ]			PLATE, NAME .....	142	1
NUT, HEX. CAP, 8MM .....	116	25	PACKING, MUFFLER .....	115	16	PLATE, PORT .....	41	2
	138	14	PACKING, RESERVE TANK .....	137	18	PLATE, R. ENGINE HANGER .....	134	7
NUT, HEX., 10MM .....	81	11	PAD SET, FR. ....	95	2		135	41
	93	16	PAD SET, RR. ....	99	2	PLATE, SETTING .....	102	9
NUT, HEX., 14MM .....	67	3	PAD, FRAME .....	135	38		104	11
NUT, HEX., 5MM .....	116	29	PEDAL ASSY., CHANGE .....	117	1	PLATE, SKID .....	134	8
NUT, HEX., 8MM .....	82	20	PEDAL COMP., RR. BRAKE .....	117	6	PLATE, WINKER MOUNT .....	126	4
	98	25	PGM-FI UNIT .....	130	17		5	5
	120	22		132	19	PLUG, PIN .....	99	13
NUT, LOCK, 16MM .....	65	9		133	19	PLUG, SPARK .....	42	10
NUT, PUSH, 2.6 .....	109	14	PIN A, DOWEL, 12X16 .....	42	24	PROTECTOR, EX. PIPE .....	115	7
	110	16		53	3	PROTECTOR, L. FR. FORK .....	94	23
	110	16		55	34	PROTECTOR, MUFFLER .....	115	9
NUT, SETTING .....	136	2				PROTECTOR, R. FR. FORK .....	94	22
NUT, SPECIAL, 16MM .....	56	14				PULLER, MINI FUSE .....	140	1
NUT, SPRING, 4MM .....	107	8						

## PART NAME INDEX

Part name	Page	Ref.	Part name	Page	Ref.	Part name	Page	Ref.
PUMP ASSY., FUEL .....	102	1	RUBBER, MOUNTING .....	41	8	SCREW, PAN, 6X18 .....	109	12
	104	1		75	1	SCREW, PAN, 6X6 .....	51	8
PUMP ASSY., OIL .....	62	1		87	1	SCREW, SPECIAL, 4X10 .....	125	2
				113	7	SCREW, SPECIAL, 5X10 .....	115	21
[ R ]			RUBBER, MUFFLER PROTECTOR .....	110	7	SCREW, SPECIAL, 5X11 .....	78	8
				115	19		138	11
RADIATOR COMP. ....	136	1	RUBBER, PROTECTOR .....	115	3	SCREW, SPECIAL, 5X14 .....	115	20
RECEIVER, CLUTCH CABLE .....	54	18	RUBBER, PROTECTOR PACKING .....	115	2		127	15
RECTIFIER ASSY., REGULATOR ...	130	4	RUBBER, RADIATOR .....	136	6	SCREW, SPECIAL, 6X11 .....	125	15
	132	4	RUBBER, RADIATOR MOUNTING .....	136	9	SCREW, SPECIAL, 6X14 .....	81	9
RECTIFIER COMP., SILICON .....	130	5	RUBBER, RR. TANK MOUNTING .....	102	11	SCREW, SPECIAL, 6X8 .....	125	13
	132	5		104	13	SCREW, TAPPING, 3X12 .....	82	19
REFLECTOR, FR. REFLEX .....	127	6	RUBBER, R. WINKER MOUNTING .....	126	3	SCREW, TAPPING, 3X16 .....	79	11
REFLECTOR, REFLEX .....	127	5			7		89	18
RELAY COMP., POWER .....	130	15	RUBBER, SEAT SETTING .....	135	15	SCREW, TAPPING, 3X6 .....	137	25
	132	17	RUBBER, SEPARATOR MOUNTING .....	139	10	SCREW, TAPPING, 4X10 .....	109	15
RELAY COMP., WINKER .....	130	13	RUBBER, SHOCK .....	129	6		124	13
	132	16	RUBBER, SIDE COVER .....	110	6	SCREW, TAPPING, 4X12 .....	106	10
RESONATOR .....	111	11	RUBBER, SPEEDOMETER MOUNTING ..	130	11		107	10
RETAINER .....	99	3		132	14		116	27
RETAINER, VALVE SPRING .....	46	11	RUBBER, STAND STOPPER .....	138	18			28
RIM, FR. WHEEL .....	96	8	RUBBER, TAILLIGHT MOUNTING .....	127	10			127
RIM, RR. WHEEL .....	100	9	RUBBER, TANK GUARD .....	102	13			139
RING .....	61	8	RUBBER, WINKER MOUNTING .....	125	6	SCREW, TAPPING, 5X14 .....	79	12
	84	10						13
	85	14	[ S ]			SCREW, TAPPING, 5X16 .....	77	11
RING SET, PISTON .....	65	2				SCREW, TAPPING, 5X20 .....	78	11
RING, BACK UP .....	93	6	SCREEN, OIL FILTER .....	63	5		111	24
RING, FR. PULSER .....	96	17	SCREW-WASHER, 4X12 .....	84	21		124	12
RING, HEADLIGHT .....	78	6		86	27	SCREW, TAPPING, 6X20 .....	98	24
RING, OIL SEAL STOPPER .....	93	14	SCREW-WASHER, 5X12 .....	61	15	SCREW, TORX .....	74	11
RING, RR. PULSER .....	101	22		74	20	SCREW, TORX, 5X17 .....	74	4
RING, STOPPER .....	93	17	SCREW-WASHER, 5X16 .....	82	17	SCREW, TORX, 5X8.7 .....	74	3
	95	7	SCREW-WASHER, 5X20 .....	82	16	SEAL RING, INJECTOR .....	74	14
	99	10	SCREW, 5X12 .....	83	28	SEAL SET, FR. FORK .....	93	19
RING, WEAR .....	93	18	SCREW, BLEEDER .....	95	4	SEAL SET, PISTON .....	95	1
ROD COMP. ....	93	12		99	7		99	1
ROD COMP., PUSH .....	97	13	SCREW, FLAT, 4X12 .....	84	20	SEAL, AIR CLEANER .....	111	9
ROD SUB ASSY., CUSHION				86	26	SEAL, BREATHER .....	104	19
CONNECTING				97	19	SEAL, DUST .....	94	29
ROLLER, 3X8.5 .....	72	20	SCREW, FLAT, 4X45 .....	97	19		102	15
RUBBER B, SEAT STOPPER .....	108	2	SCREW, FLAT, 6X53 .....	120	19		104	16
RUBBER SPONGE, RR. FENDER .....	124	3	SCREW, PAN, 4X10 .....	118	9	SEAL, GASKET .....	125	4
RUBBER, ABS CANCEL SWITCH .....	83	27	SCREW, PAN, 4X8.5 .....	136	4	SEAL, MECHANICAL .....	54	12
RUBBER, BATTERY .....	129	7	SCREW, PAN, 5X10 .....	74	19	SEAL, RADIATOR CAP .....	136	10
RUBBER, BATTERY CUSHION .....	111	15	SCREW, PAN, 5X12 .....	120	16	SEAL, TANK .....	102	8
			SCREW, PAN, 5X14 .....	139	9		104	10
			SCREW, PAN, 5X16 .....	98	23	SEAL, VALVE STEM .....	46	1
			SCREW, PAN, 5X20 .....	138	10	SEAT ASSY., DOUBLE .....	108	1
RUBBER, CANISTER MOUNT .....	114	1	SCREW, PAN, 5X25 .....	111	23	SEAT, JUDDER SPRING .....	56	4
RUBBER, CHANGE PEDAL .....	117	2	SCREW, PAN, 6X10 .....	106	7	SEAT, STOPPER .....	93	10
RUBBER, CUSHION .....	135	43		115	24	SEAT, VALVE SPRING .....	46	12
RUBBER, FILTER .....	54	7	SCREW, PAN, 6X14 .....	106	8	SENSOR ASSY., BANK ANGLE .....	130	9
RUBBER, FR. FENDER MOUNTING ..	77	4		107	7		132	12
RUBBER, HEADLIGHT .....	78	2		109	13	SENSOR ASSY., SPEED .....	63	7
RUBBER, HEADLIGHT MOUNTING ..	79	9		110	15	SENSOR ASSY., WATER		
RUBBER, L. WINKER MOUNTING ...	126	9		110	15	TEMPERATURE	42	14
				135	22	SENSOR SET .....	74	1
				139	8	SENSOR, FR. WHEEL SPEED .....	95	18
RUBBER, METER SETTING .....	79	4						
		5						





## PART NAME INDEX

Part name	Page	Ref.	Part name	Page	Ref.	Part name	Page	Ref.
[ V ]			WASHER, PLAIN, 5MM .....	116	31			
VALVE ASSY., AIR INJECTION				121	25			
SOLENOID	113	6	WASHER, PLAIN, 6MM .....	127	20			
VALVE ASSY., RELIEF .....	62	4	WASHER, PLAIN, 8MM .....	118	10			
VALVE COMP., REED .....	41	4		131	26			
VALVE SET, IDLE AIR CONTROL ..	74	9		133	31			
VALVE, EX. ....	46	8	WASHER, RADIATOR MOUNTING .....	136	15			
VALVE, IN. ....	46	7	WASHER, SEALING, 6.5MM .....	54	24			
VALVE, P2 CONTROL SOLENOID ...	114	13		76	1			
VISOR SET, FR. ....	77	6	WASHER, SPECIAL, 11X21X2.3 .....	100	19			
			WASHER, SPECIAL, 12MM .....	42	21			
[ W ]				75	1			
WASHER .....	61	11	WASHER, SPECIAL, 8MM .....	94	28			
WASHER B, THRUST, 20MM .....	70	30	WASHER, SPLINE, 20X26X1.6 .....	70	27			
WASHER, 10MM .....	42	19	WASHER, SPLINE, 25X31X1.0 .....	70	28			
WASHER, 12.2X17X1.5 .....	42	20	WASHER, SPLINE, 25X42X1.6 .....	70	31			
	75	1	WASHER, WAVE .....	95	14			
WASHER, 12.5X30X5 .....	60	4	WHEEL SUB ASSY., FR. ....	96	7			
WASHER, 14MM .....	72	15	WHEEL SUB ASSY., RR. ....	100	8			
WASHER, 14.2X24 .....	67	4	WINDSCREEN .....	138	1			
WASHER, 16MM .....	56	17	WINKER ASSY., L. FR. ....	125	7			
	65	10		126	8			
WASHER, 17X26X1.0 .....	69	23	WINKER ASSY., L. RR. ....	125	10			
WASHER, 17X28X1.0 .....	70	29		126	12			
WASHER, 20X27X1.0 .....	69	24	WINKER ASSY., R. FR. ....	125	1			
WASHER, 20X40X2 .....	56	15		126	1			
		16	WINKER ASSY., R. RR. ....	125	9			
WASHER, 22X29X1.0 .....	70	25		126	11			
WASHER, 25X32X1.0 .....	70	26	WIRE, HELMET SET .....	140	16			
WASHER, 5.4X14X0.5 .....	138	15	WRENCH, BOX .....	140	8			
WASHER, 6.1MM .....	72	14	WRENCH, EYE, 17MM .....	140	11			
WASHER, 7X13X1.2 .....	54	23	WRENCH, EYE, 19MM .....	140	12			
WASHER, CHAIN SLIDER .....	120	12	WRENCH, EYE, 24MM .....	140	15			
		13	WRENCH, HEX., 5MM .....	140	14			
WASHER, DRAIN PLUG, 12MM .....	63	14	WRENCH, HEX., 6MM .....	140	13			
	76	1	WRENCH, PLUG .....	140	9			
WASHER, DUST SEAL .....	89	9						
WASHER, HEADLIGHT BRACKET								
MOUNTING	78	7						
WASHER, LOCK, 25MM .....	70	32						
WASHER, NEUTRAL SWITCH .....	63	12						
	76	1						
WASHER, NYLON, 9MM .....	138	16						
WASHER, OIL BOLT .....	84	18						
	86	24						
	97	21						
WASHER, PLAIN, 10MM .....	81	12						
	118	11						
	123	21						
	135	30						
WASHER, PLAIN, 12MM .....	123	15						
WASHER, PLAIN, 16MM .....	117	9						
WASHER, PLAIN, 4MM .....	116	32						
		33						
WASHER, PLAIN, 5MM .....	79	14						
	80	15						

---

**1**

**FOREWORD INDEX**

---

**2**

**ENGINE GROUP**

---

**3**

**FRAME GROUP**

---

**4**

**PART NUMBER INDEX**

---

**5**

**PART NAME INDEX**

---

**HONDA**  
The Power of Dreams



# PARTS CATALOGUE NEWS

Honda Motor Co., Ltd.  
Service Division Service Technology

## PARTS CATALOGUE - CORRECTED

Printed in Japan

CODE NO.	13KZZH01
PARTS CATALOGUE NEWS	CRF250L/LA/RL/RLA CRF250LH CRF250LAH CRF250RLH CRF250RLAH
NEWS NO.	001

(TH-KD)

Block No.	Ref. No.	Note	Part No.	Description	Reqd. QTY				Serial No.	Parts catalogue code
					L H	LA H	RL H	RLA H		
F-11	3	T	51400-KZZ-J01	FORK ASSY., R. FR. (SHOWA) ....	-	-	1	1	-----	ED, KO, LA, PH, U
		A	51400-KZZ-306	.....	-	-	1	-	-----	IN
	11	T	51425-KZZ-J01	PIPE COMP., R. SLIDE .....	-	-	1	1	-----	ED, KO, LA, PH, U
		A	51425-KZZ-305	.....	-	-	1	-	-----	IN
	20	T	51500-KZZ-J01	FORK ASSY., L. FR. (SHOWA) ....	-	-	1	-	-----	LA, PH
		A	51500-KZZ-306	.....	-	-	1	-	-----	IN
21	T	51426-KZZ-J01	PIPE COMP., L. SLIDE .....	-	-	1	-	-----	LA, PH	
	A	51525-KZZ-305	.....	-	-	1	-	-----	IN	
F-33	1	E	52400-KZZ-L41	*PARTS NO. DELETION						
		A	52400-KZZ-306	CUSHION ASSY., RR. (SHOWA) ....	-	-	1	-	-----	IN

NOTE A:PART NO. CHANGE D:NEWLY PROVIDED E:PART NO. DELETION K:REQUIRED NO. CORRECTION L:APPLICATION SERIAL NO. CORRECTION  
M:PART DESCRIPTION CORRECTION T:APPLICATION CORRECTION Z:REMARKS CHANGE



# PARTS CATALOGUE NEWS

Honda Motor Co., Ltd.  
Service Division Service Technology

## PARTS CATALOGUE - CORRECTED

Printed in Japan

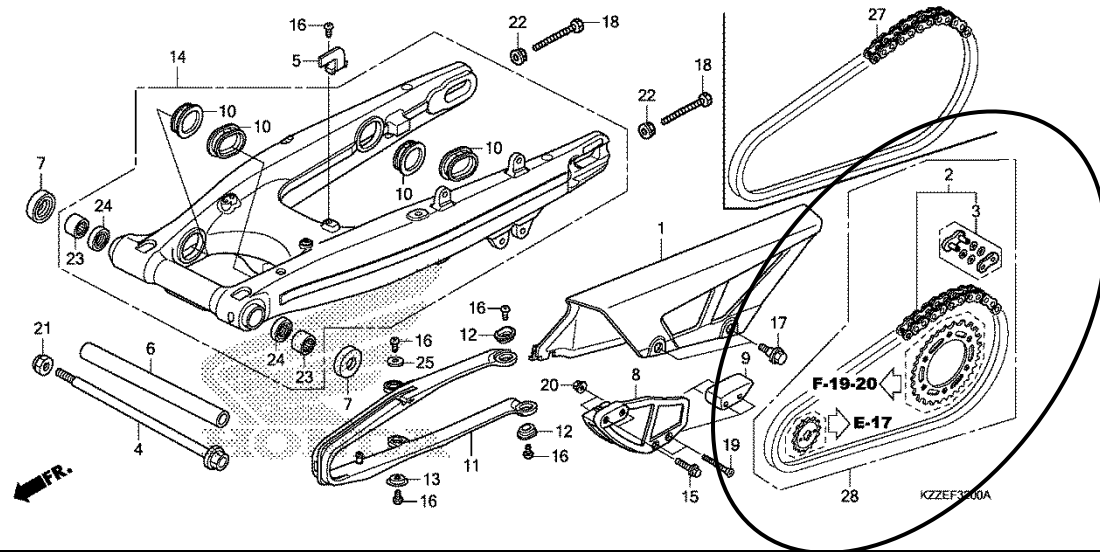
CODE NO.	13KZZH01
PARTS CATALOGUE NEWS	CRF250L/LA/RL/RLA CRF250LH CRF250LAH CRF250RLH CRF250RLAH
NEWS NO.	002

(TH-KD)

Block No.	Ref. No.	Note	Part No.	Description	Reqd. QTY				Serial No.	Parts catalogue code
					L	LA	RL	RLA		

### F-32 SWINGARM

Ref. No.	(Relative ref. Number)	Description	FRT
28	2131G4	CHAIN KIT, DRIVE .....	0.9



F-32	28	D	06406-KZZ-G40	CHAIN KIT, DRIVE (DID520VF-120ZB) (14/40T)	-	1	-	1	-----	ED
------	----	---	---------------	---	---	---	---	---	-------	----

NOTE A:PART NO. CHANGE D:NEWLY PROVIDED E:PART NO. DELETION K:REQUIRED NO. CORRECTION L:APPLICATION SERIAL NO. CORRECTION  
M:PART DESCRIPTION CORRECTION T:APPLICATION CORRECTION Z:REMARKS CHANGE



# PARTS CATALOGUE NEWS

Honda Motor Co., Ltd.  
Service Division Service Technology

## PARTS CATALOGUE - CORRECTED

Printed in Japan

CODE NO.	13KZZH01
PARTS CATALOGUE NEWS	CRF250L/LA/RL/RLA CRF250LH CRF250LAH CRF250RLH CRF250RLAH
NEWS NO.	003

(TH-KD)

Block No.	Ref. No.	Note	Part No.	Description	Reqd. QTY				Serial No.	Parts catalogue code
					L H	LA H	RL H	RLA H		
E-17	20		23801-KYJ-900	SPROCKET, DRIVE(14T.....	1	1	1	1	-----	IN, KO, LA, PH, U
		A	23801-KYJ-901	.....	-	1	-	1	-----	ED
F-11	5		51410-KZZ-J01	TUBE, OUTER.....	-	-	2	2	-----	ED, KO, LA, PH, U
		A	51410-KZZ-305	.....	-	-	2	-	-----	IN

NOTE A:PART NO. CHANGE D:NEWLY PROVIDED E:PART NO. DELETION K:REQUIRED NO. CORRECTION L:APPLICATION SERIAL NO. CORRECTION  
M:PART DESCRIPTION CORRECTION T:APPLICATION CORRECTION Z:REMARKS CHANGE