



# ***CRF250R***

**CRF250R<sub>E</sub>**

**PARTS CATALOGUE**

**1**

---

**FOREWORD INDEX**

**1**

---

**ENGINE GROUP**

**2**

---

**FRAME GROUP**

**3**

---

**PART NUMBER INDEX**

**4**

---

**PART NAME INDEX**

**5**

---



**Instruction for use of parts catalogue**

- **This parts catalogue has been created as of August 10, 2013.**
  - Since this date, the sales practice for repair parts may have been changed or the parts may have been eliminated (listed for those not for sale).
  - The modified information is reflected on the latest Electronic Parts Catalogue (EPC). Also, refer to the parts catalogue news for any change.
  - See the parts catalogue news for any revision that is made after August 10, 2013.
- **Always specify the part number when ordering a part.**
  - Check the model, type, serial numbers, color, maker, and the size as needed before ordering a part.
  - Note that the illustrations (part drawings) can differ from the actual parts in shape. They are given just to help you to refer to the parts.
- **When modifications or additions to this parts catalogue are made, a revised edition will be issued at an appropriate time, with successively progressing revision numbers on the cover. We recommend obtaining such revisions in order to keep your parts catalogue up-to-date at all times. To check whether a parts catalogue revision has been issued, please contact your Honda distributor.**

Initial version issue date  
 August 10, 2013  
**Honda Motor Co., Ltd.**

**CONTENTS**

	Page	Address No.	
● Instruction for use of parts catalogue .....	1	B 1	<b>1</b>
● How to refer to the part information .....	2	B 2	
● Part catalogue structure .....	3	B 3	
● When the parts were revised .....	4	B 4	
● Abbreviations used in the parts catalogue .....	4	B 4	
● Part block and serial number check .....	5	B 5	
● Models, parts catalogue codes and applicable serial numbers .....	6	B 6	
● Fuel hose, general purpose hoses and vinyl hose .....	7	B 7	
● FLAT RATE SERVICE TIME .....	11	B11	
● Illustrated index .....	16	B16	
● ENGINE GROUP .....	22	D 1	<b>2</b>
● FRAME GROUP .....	46	F 1	<b>3</b>
● PART NO. INDEX .....	83	I 1	<b>4</b>
● PART NAME INDEX .....	87	J 1	<b>5</b>

How to refer to the part information

A Reference with "Illustrated index"

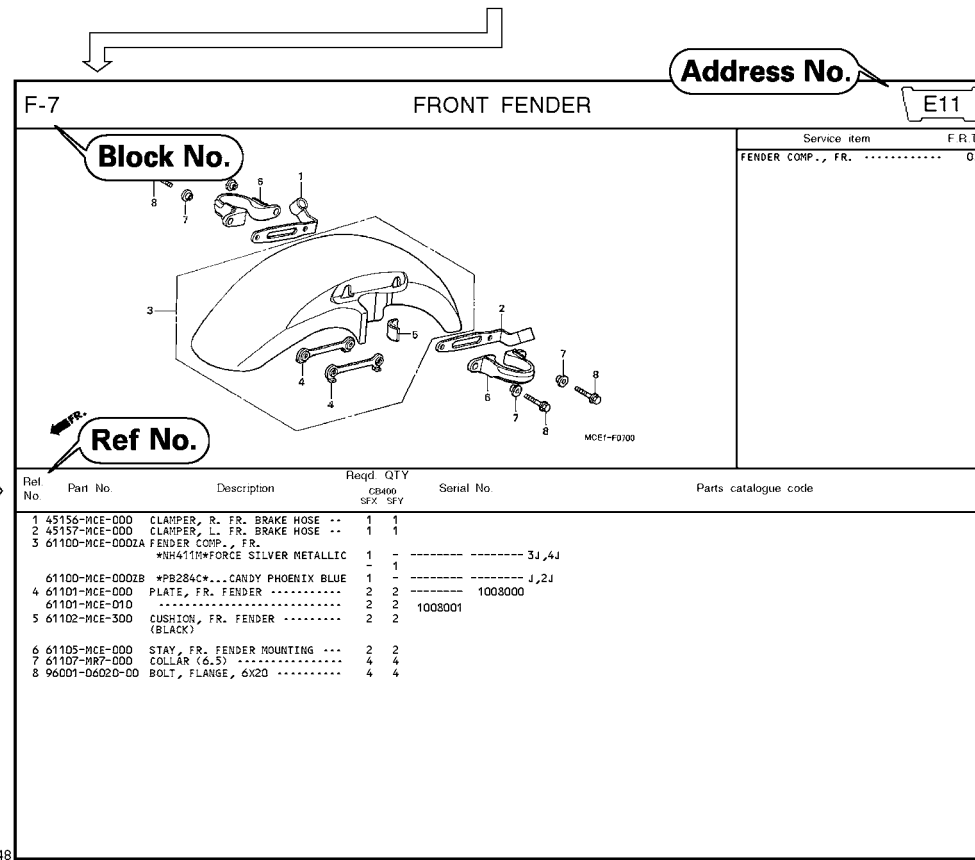


B Reference with "Part number index"

PART NO. INDEX								
Part Number	Address	Page	Ref.	Part Number	Address	Page	Ref.	F
04000				13323-MY9-751	C12	28	10	14921
04911-MCE-000	C10	26	1	13324-MY9-751	C12	28	10	14931
				13325-MY9-751	C12	28	10	14931
				13327-MY9-751	C12	28	10	14931
06000				14000				14931
06405-MY9-P00	F13	67	3	14100-MCE-000	B13	13	2	14931
06405-MY9-P10	F13	67	3	14200-MCE-000	B13	13	3	14931
06410-MY9-860	F2	56	1	14321-MCE-000	B16	16	2	14931
06435-MCE-006	F1	55	1	14401-MCE-003	B16	16	3	14931
06451-769-405	E13	51	2	14510-MBE-000	B16	16	4	14941
06451-443-405	F1	55	2	14520-MY9-691	B16	16	5	14941
06451-MA7-405	E13	51	1	14524-MY9-690	B16	16	6	14941
06455-MCE-006	E13	51	3	14546-MCE-000	B16	16	7	14941
				14620-MY9-691	B16	16	8	14941
11000				14711-MCE-000	B13	13	4	14941
11210-MCE-000	C9	25	1	14712-MCE-000	B13	13	5	14941
11330-MCE-305	C2	18	1	14721-MCE-000	B13	13	6	14941
11333-KT8-000	C6	22	1	14722-MCE-000	B13	13	7	14941
11335-MCE-000	C2	18	2	14730-MCE-000	B13	13	8	14941
11360-MCE-000	C7	23	1	14731-MCE-000	B13	13	9	14941
11365-MCE-000	C7	23	2	14731-MY9-751	B13	13	10	14941
11396-MY9-000	C2	18	3	14751-KY2-000	B13	13	11	14941
11631-MCE-000	C5	21	1	14751-MCE-000	B13	13	12	14941
11691-MY9-000	C5	21	2	14761-MCE-000	B13	13	13	14941

C Reference with "Part name index"

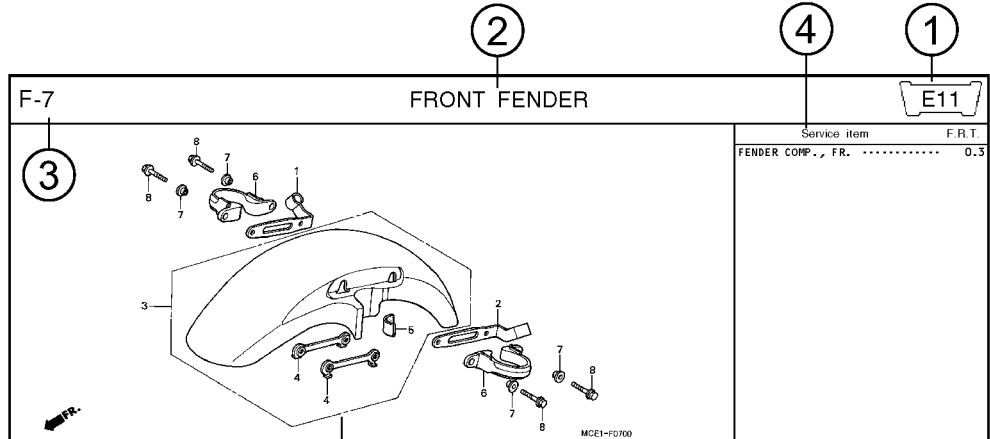
PART NAME INDEX								
Part name	Address	Page	Ref.	Part name	Address	Page	Ref.	Pz
[ A ]				BOLT , CHANG I				
ADJUSTER , CHAIN	F13	67	5	BOLT , CLUTC H				
ARM COMP. , SEA R CHANGE	F10	64	1	BOLT , CONNECT				
ARM , L. MAIN STEP	F11	65	8	BOLT , DISK , 6				
ARM , L. PILLI O STEP	F11	65	12	BOLT , DISK , 8				
ARM , R. MAIN STEP	F11	65	5	BOLT , DRAIN I				
ARM , R. PILLI O STEP	F11	65	11	BOLT , FLANG E				
AUT O DOC K ASSY. , FUEL	F4	58	2	BOLT , FLANG E				
AXLE , FR. WHEEL	E14	52	3	BOLT , FLANG E				
AXLE , RR. WHEEL	F2	56	5	BOLT , FLANG E				
[ B ]				BOLT , FLANG E				
BAG , AIR PRESSUR E GAUGE	F67	77	4	BOLT , FLANG E				
BAG , SERVICE BOOK	F67	77	1	BOLT , FLANG E				
BAG , TOOL	F67	77	3	BOLT , FLANG E				
BALL , STEEL	F11	65	20	BOLT , FLANG E				
BAND A , INSULATOR	B11	11	11	BOLT , FLANG E				
BAND B , INSULATOR	B11	11	12	BOLT , FLANG E				
BAND , AIR CLEANER CONNECTING				BOLT , FLANG E				
BAND , U-LOCK	F8	62	22	BOLT , FLANG E				
BAND , WIRE	F16	70	5	BOLT , FLANG E				
	C10	26	14					
	E5	43	21					
	F4	74	1R					



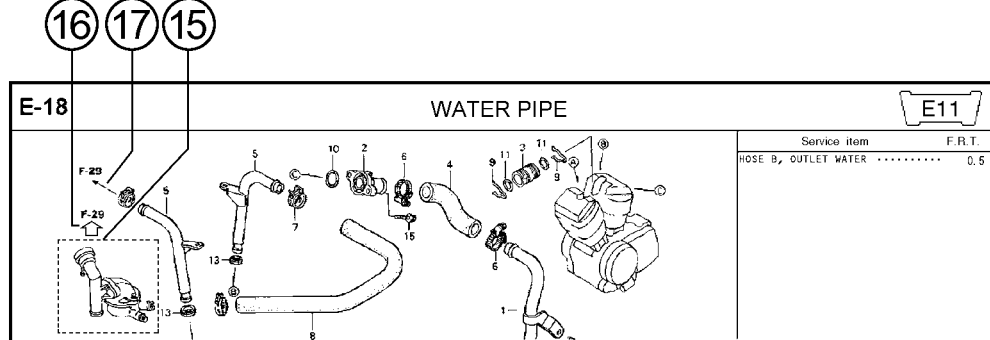
Page No.

2000.09.01 E

Part catalogue structure




Ref. No.	Part No.	Description	Reqd. QTY		Serial No.	Parts catalogue code
			CB400 SFX	SFY		
1	45156-MCE-000	CLAMPER, R. FR. BRAKE HOSE ..	1	1		
2	45157-MCE-000	CLAMPER, L. FR. BRAKE HOSE ..	1	1		
3	61100-MCE-000ZA	FENDER COMP., FR. *NH411M*FORCE SILVER METALLIC	1	-	----- 3J,4J	
	61100-MCE-000ZB	*PB284C*...CANDY PHOENIX BLUE	1	-	----- J,2J	
4	61101-MCE-000	PLATE, FR. FENDER .....	2	2	1008000	
	61101-MCE-010	.....	2	2	1008001	
5	61102-MCE-300	CUSHION, FR. FENDER .....	2	2		
		(BLACK)				



- ① **Address number**
  - Address No. is provided (in place of the page No.) to help you refer to the part with the part No. or part name.
- ② **Block title** ③ **Block number**
- ④ **Service item/Flat rate time**
- ⑤ **Reference number**
  - Title number marked with the parenthesis or parentheses indicates that it continues from the previous page.
- ⑥ **Part number** ⑦ **Honda color code**
- ⑧ **Description**
- ⑨ **Assemblies**
  - Sections framed with broken lines in the exploded view drawings are available as complete assemblies. (Their individual parts can also be obtained.)
- ⑩ **Color description**
- ⑪ **Note**
  - Notes are shown with the parentheses in the part name column.
- ⑫ **Required quantity**
  - Reqd. QTY shown in the parenthesis or parentheses indicates the optional part.
  - Reqd. QTY marked with "N" indicates the optional part that should be selected as needed.
  - Reqd. QTY indicates the number of the part used in the block.
- ⑬ **Serial number**
- ⑭ **Parts catalogue code**
  - When the parts catalogue code column is blank, it indicates that the part is applicable to all codes.
- ⑮ **[Dotted line]**
  - Parts enclosed within a dotted line [ ] are covered in a different block.
- ⑯ **[Hollow arrow]**
  - A hollow arrow ↖ indicates the block No. for the parts enclosed within a dotted line [ ] .
- ⑰ **[Solid arrow]**
  - A solid arrow ← indicates the block No. the part in question is connected to.

When the parts were revised



Ref. No.	Part No.	Description	Reqd. QTY		Serial No.
			CB400 SFX	SFY	
1	45156-MCE-000	CLAMPER, R. FR. BRAKE HOSE ..	1	1	
2	45157-MCE-000	CLAMPER, L. FR. BRAKE HOSE ..	1	1	
3	61100-MCE-000ZA	FENDER COMP., FR. *NH411M*FORCE SILVER METALLIC	1	-	-----3J,4J
	61100-MCE-000ZB	*PB284C*...CANDY PHOENIX BLUE	1	-	-----J,2J
4	61101-MCE-000	PLATE, FR. FENDER (###).....	2	2	-----1008000
	61101-MCE-010	.....	2	2	-----1008001
5	61102-MCE-300	CUSHION, FR. FENDER ..... (BLACK)	2	2	
6	61105-MCE-000	STAY, FR. FENDER MOUNTING ...	2	2	
7	61107-MR7-000	COLLAR (6,5) .....	4	4	
8	96001-06020-00	BOLT, FLANGE, 6X20 .....	4	4	


The number has been used from the initial model without revision.

When shown at the left side, it is applicable to the models of No.1008001 and the subsequent numbers.

When shown at the right side, it is applicable to the models up to No.1008000.

The parts listed with "###" at the end of the parts name have limited supply period (parts not for sale).

Abbreviations used in the parts catalogue

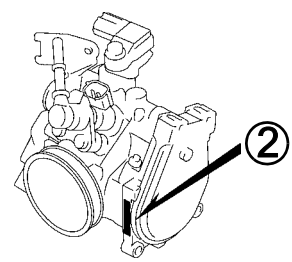
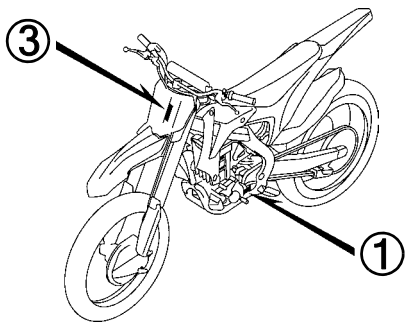
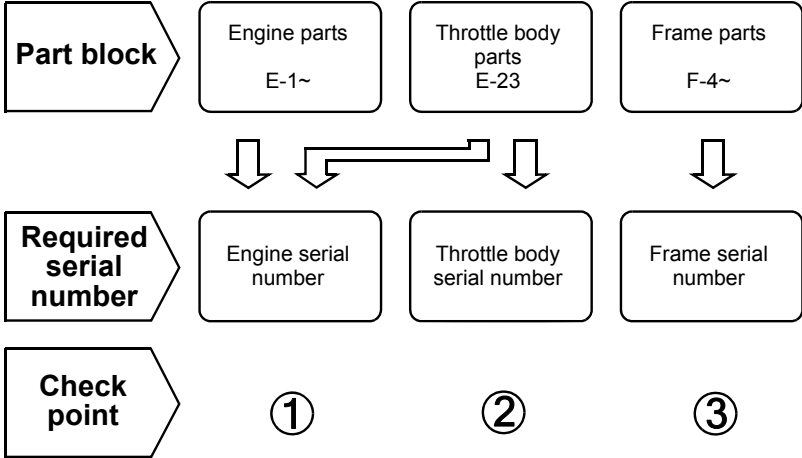


\* "L." or "R." in the description of a part stands for the LEFT hand side or the RIGHT hand side. Determine the left or right as if you were in the motorcycle seat.

The following abbreviations are used in this parts catalogue.

- A ..... Ampere
- ABS ..... Anti-lock brake system
- A.C. .... Alternating current
- A.M. .... Attaching mark
- ASSY. .... Assembly
- C.D.I. .... Capacitive discharge ignition
- COMP. ... Complete
- D.C. .... Direct current
- EX. .... Exhaust
- FR. .... Front
- G ..... Gram
- HEX. .... Hexagonal
- IN. .... Inlet
- KPH ..... Kilometers per hour
- L. ....Left
- L (100L) .Link (100 Links)
- L.E.D. ....Light emitted diode
- MM .....Millimeter
- MPH .....Miles per hour
- R. ....Right
- RR. ....Rear
- STD. ....Standard
- T (22T) ...Tooth (22 Teeth)
- TCS .....Traction control system
- T.M. ....Transcript mark
- V .....Volt
- W .....Watt
- WL .....With labelling
- WOL .....Without labelling

Part block and serial number check





### Models, parts catalogue codes and applicable serial numbers

Models, parts catalogue codes and applicable serial Nos. given in this parts catalogue can be identified as follows.

Parts with parts catalogue codes are exclusive for models destined for countries designated.

If no area codes are listed, parts are for common use.

Model	Area code	Type	Applicable engine serial No.	Applicable frame serial No.	Applicable throttle body identification No.
CRF250RE	ED	European direct sales	ME10E-5000001~	JH2ME10A*EK100001~	GQ28A A
	TH	Thailand	ME10E-5000001~	JH2ME109*EK200001~	
	U	Australia	ME10E-5000001~	JH2ME10U*EK100001~	

\* Of carburetor/throttle body identification numbers, only the portions underlined in the example below are used for registration.

GQ28A A KC ア

## Fuel hose, general purpose hoses and vinyl hose

- The standard part fuel hose, general purpose hose and vinyl hose may be substituted by the coiled bulk part.
- When ordering the standard part fuel hose, general purpose hose and vinyl hose use the bulk part number written in the parts catalogue in brackets ( ) underneath the part name, or use the catalogue below.  
(The bulk part standard length is 1 m, however, those displayed in the catalogue < > are available in 3 m and 8 m lengths.)
- When exchanging the hose, cut and use at the specified length as mentioned in the part name.  
(For the method of cutting the bulk part, and method of filling out orders etc., please refer to the service manual and the instructions issued with the bulk part.)
- The list below is a catalogue of the standard part numbers and bulk part numbers. Note that those numbers are applicable to the listed replacement parts only.

Fuel hoses/Tubes			
Standard part No.	Bulk part No.	Bulk part	
		Inner diameter (mm)	Length (m)
95001-30xxx-2x	95001-30001-20M	3.0	1
95001-30xxx-3x	95001-30001-30M	3.0	1
95001-30xxx-4x	95001-30001-40M	3.0	1
95001-35xxx-2x	95001-35001-50M <95001-35003-50M>	3.5	1 3
95001-35xxx-3x	95001-35001-60M <95001-35003-60M>	3.5	1 3
95001-35xxx-4x	95001-35001-60M <95001-35003-60M>	3.5	1 3
95001-35xxx-5x	95001-35001-50M <95001-35003-50M>	3.5	1 3
95001-35xxx-6x	95001-35001-60M <95001-35003-60M>	3.5	1 3
95001-45xxx-2x	95001-45001-50M <95001-45003-50M>	4.5	1 3
95001-45xxx-3x	95001-45001-60M <95001-45003-60M> <95001-45008-60M>	4.5	1 3 8
95001-45xxx-4x	95001-45001-60M <95001-45003-60M> <95001-45008-60M>	4.5	1 3 8
95001-45xxx-5x	95001-45001-50M <95001-45003-50M>	4.5	1 3
95001-45xxx-6x	95001-45001-60M <95001-45003-60M> <95001-45008-60M>	4.5	1 3 8
95001-55xxx-2x	95001-55001-50M <95001-55003-50M> <95001-55008-50M>	5.5	1 3 8

Fuel hoses/Tubes			
Standard part No.	Bulk part No.	Bulk part	
		Inner diameter (mm)	Length (m)
95001-55xxx-3x	95001-55001-60M <95001-55003-60M> <95001-55008-60M>	5.5	1 3 8
95001-55xxx-4x	95001-55001-60M <95001-55003-60M> <95001-55008-60M>	5.5	1 3 8
95001-55xxx-5x	95001-55001-50M <95001-55003-50M> <95001-55008-50M>	5.5	1 3 8
95001-55xxx-6x	95001-55001-60M <95001-55003-60M> <95001-55008-60M>	5.5	1 3 8
95001-75xxx-2x	95001-75001-50M <95001-75003-50M>	7.5	1 3
95001-75xxx-3x	95001-75001-60M <95001-75003-60M> <95001-75008-60M>	7.5	1 3 8
95001-75xxx-4x	95001-75001-60M <95001-75003-60M> <95001-75008-60M>	7.5	1 3 8
95001-75xxx-5x	95001-75001-50M <95001-75003-50M>	7.5	1 3
95001-75xxx-6x	95001-75001-60M <95001-75003-60M> <95001-75008-60M>	7.5	1 3 8
95001-80xxx-2x	95001-80001-50M	8.0	1
95001-80xxx-3x	95001-80001-60M	8.0	1
95001-80xxx-4x	95001-80001-60M	8.0	1
95001-80xxx-5x	95001-80001-50M	8.0	1
95001-80xxx-6x	95001-80001-60M	8.0	1

Vinyl tube				
Standard part No.	Bulk part No.	Bulk part		
		Inner dia- meter (mm)	Outer dia-meter (mm)	Length (m)
95003-01xxx-3x	95003-01001-60M	2.9	6.8	1
	<95003-01003-60M>			3
95003-01xxx-60	95003-01001-60M	2.9	6.8	1
	<95003-01003-60M>			3
95003-03xxx-3x	95003-03001-60M	3.0	6.0	1
	<95003-03003-60M>			3
95003-03xxx-60	95003-03001-60M	3.0	6.0	1
	<95003-03003-60M>			3
95003-05xxx-3x	95003-05001-60M	3.5	6.5	1
	<95003-05003-60M>			3
	<95003-05008-60M>			8
95003-05xxx-60	95003-05001-60M	3.5	6.5	1
	<95003-05003-60M>			3
	<95003-05008-60M>			8
95003-07xxx-1x	95003-07001-10M	4.0	7.0	1
	<95003-07003-10M>			3
	<95003-07008-10M>			8
95003-07xxx-20	95003-07001-10M	4.0	7.0	1
	<95003-07003-10M>			3
	<95003-07008-10M>			8
95003-07xxx-3x	95003-07001-60M	4.0	7.0	1
	<95003-07003-60M>			3
	<95003-07008-60M>			8
95003-07xxx-60	95003-07001-60M	4.0	7.0	1
	<95003-07003-60M>			3
	<95003-07008-60M>			8
95003-07xxx-7x	95003-07001-70M	4.0	7.0	1
	<95003-07003-70M>			3
	<95003-07008-70M>			8
95003-08xxx-1x	95003-08001-10M	4.5	6.5	1
	<95003-08003-10M>			3
	<95003-08008-10M>			8
95003-09xxx-3x	95003-09001-60M	4.5	8.0	1
	<95003-09003-60M>			3
95003-09xxx-60	95003-09001-60M	4.5	8.0	1
	<95003-09003-60M>			3
95003-10xxx-1x	95003-10001-10M	5.0	8.0	1
	<95003-10003-10M>			3
95003-10xxx-20	95003-10001-10M	5.0	8.0	1
	<95003-10003-10M>			3
95003-10xxx-3x	95003-10001-60M	5.0	8.0	1
	<95003-10003-60M>			3
95003-10xxx-60	95003-10001-60M	5.0	8.0	1
	<95003-10003-60M>			3
95003-11xxx-3x	95003-11001-60M	5.0	9.0	1
	<95003-11003-60M>			3
	<95003-11008-60M>			8
95003-11xxx-60	95003-11001-60M	5.0	9.0	1
	<95003-11003-60M>			3
	<95003-11008-60M>			8
95003-12xxx-1x	95003-12001-10M	5.0	7.0	1
	<95003-12003-10M>			3
	<95003-12008-10M>			8
95003-12xxx-20	95003-12001-10M	5.0	7.0	1
	<95003-12003-10M>			3
	<95003-12008-10M>			8

Vinyl tube				
Standard part No.	Bulk part No.	Bulk part		
		Inner dia- meter (mm)	Outer dia-meter (mm)	Length (m)
95003-14xxx-1x	95003-14001-10M	6.0	9.0	1
	<95003-14003-10M>			3
95003-14xxx-20	95003-14001-10M	6.0	9.0	1
	<95003-14003-10M>			3
95003-14xxx-3x	95003-14001-60M	6.0	9.0	1
	<95003-14003-60M>			3
95003-17xxx-1x	95003-17001-10M	7.0	9.0	1
	<95003-17003-10M>			3
95003-19xxx-1x	95003-19001-10M	7.0	11.0	1
	<95003-19003-10M>			3
	<95003-19008-10M>			8
95003-19xxx-20	95003-19001-10M	7.0	11.0	1
	<95003-19003-10M>			3
	<95003-19008-10M>			8
95003-19xxx-3x	95003-19001-60M	7.0	11.0	1
	<95003-19003-60M>			3
	<95003-19008-60M>			8
95003-19xxx-60	95003-19001-60M	7.0	11.0	1
	<95003-19003-60M>			3
	<95003-19008-60M>			8
95003-21xxx-1x	95003-21001-10M	8.0	9.0	1
	<95003-21003-10M>			3
95003-21xxx-20	95003-21001-10M	8.0	9.0	1
	<95003-21003-10M>			3
95003-23xxx-1x	95003-23001-10M	8.0	12.0	1
	<95003-23003-10M>			3
95003-23xxx-20	95003-23001-10M	8.0	12.0	1
	<95003-23003-10M>			3
95003-23xxx-3x	95003-23001-60M	8.0	12.0	1
	<95003-23003-60M>			3
	<95003-23008-60M>			8
95003-23xxx-60	95003-23001-60M	8.0	12.0	1
	<95003-23003-60M>			3
	<95003-23008-60M>			8
95003-25xxx-1x	95003-25001-10M	9.0	11.0	1
	<95003-25003-10M>			3
95003-25xxx-20	95003-25001-10M	9.0	11.0	1
	<95003-25003-10M>			3
95003-25xxx-3x	95003-25001-60M	9.0	11.0	1
	<95003-25003-60M>			3
95003-25xxx-7x	95003-25001-70M	9.0	11.0	1
	<95003-25003-70M>			3
95003-27xxx-1x	95003-27001-10M	9.0	13.0	1
	<95003-27003-10M>			3
95003-27xxx-20	95003-27001-10M	9.0	13.0	1
	<95003-27003-10M>			3
95003-27xxx-3x	95003-27001-60M	9.0	13.0	1
	<95003-27003-60M>			3
95003-27xxx-60	95003-27001-60M	9.0	13.0	1
	<95003-27003-60M>			3
95003-33xxx-1x	95003-33001-10M	10.0	14.0	1
	<95003-33003-10M>			3
95003-33xxx-20	95003-33001-10M	10.0	14.0	1
	<95003-33003-10M>			3

Vinyl tube				
Standard part No.	Bulk part No.	Bulk part		
		Inner dia- meter (mm)	Outer dia-meter (mm)	Length (m)
95003-36xxx-1x	95003-36001-10M	11.0	13.0	1
	<95003-36003-10M>			3
	<95003-36008-10M>			8
95003-36xxx-20	95003-36001-10M	11.0	13.0	1
	<95003-36003-10M>			3
	<95003-36008-10M>			8
95003-37xxx-3x	95003-37001-60M	11.0	15.0	1
	<95003-37003-60M>			3
95003-37xxx-60	95003-37001-60M	11.0	15.0	1
	<95003-37003-60M>			3
95003-38xxx-1x	95003-38001-10M	12.0	13.0	1
	<95003-38003-10M>			3
95003-38xxx-20	95003-38001-10M	12.0	13.0	1
	<95003-38003-10M>			3
95003-39xxx-1x	95003-39001-10M	12.0	14.0	1
	<95003-39003-10M>			3
95003-39xxx-20	95003-39001-10M	12.0	14.0	1
	<95003-39003-10M>			3
95003-40xxx-20	95003-40001-10M	12.0	16.0	1
	<95003-40003-10M>			3
95003-40xxx-3x	95003-40001-60M	12.0	16.0	1
	<95003-40003-60M>			3
95003-40xxx-60	95003-40001-60M	12.0	16.0	1
	<95003-40003-60M>			3
95003-43xxx-1x	95003-43001-10M	13.0	15.0	1
	<95003-43003-10M>			3
	<95003-43008-10M>			8
95003-43xxx-20	95003-43001-10M	13.0	15.0	1
	<95003-43003-10M>			3
	<95003-43008-10M>			8
95003-45xxx-1x	95003-45001-10M	14.0	18.0	1
	<95003-45003-10M>			3
	<95003-45008-10M>			8
95003-45xxx-20	95003-45001-10M	14.0	18.0	1
	<95003-45003-10M>			3
	<95003-45008-10M>			8
95003-50xxx-1x	95003-50001-10M	16.0	19.0	1
	<95003-50003-10M>			3
95003-50xxx-20	95003-50001-10M	16.0	19.0	1
	<95003-50003-10M>			3
95003-50xxx-3x	95003-50001-60M	16.0	19.0	1
	<95003-50003-60M>			3
95003-55xxx-1x	95003-55001-10M	17.5	20.5	1
	<95003-55003-10M>			3
95003-55xxx-20	95003-55001-10M	17.5	20.5	1
	<95003-55003-10M>			3
95003-60xxx-1x	95003-60001-10M	22.0	27.0	1
	<95003-60003-10M>			3
95003-60xxx-20	95003-60001-10M	22.0	27.0	1
	<95003-60003-10M>			3
95003-60xxx-3x	95003-60001-60M	22.0	27.0	1
	<95003-60003-60M>			3
95003-60xxx-60	95003-60001-60M	22.0	27.0	1
	<95003-60003-60M>			3

General purpose hoses			
Standard part No.	Bulk part No.	Bulk part	
		Inner diameter (mm)	Length (m)
95005-11xxx-3x	95005-11001-30M	11.0	1
95005-11xxx-5x	95005-11001-50M	11.0	1
95005-12xxx-1x	95005-12001-10M <95005-12003-10M>	12.0	1 3
95005-12xxx-2x	95005-12001-20M	12.0	1
95005-12xxx-3x	95005-12001-30M	12.0	1
95005-12xxx-5x	95005-12001-50M	12.0	1
95005-14xxx-1x	95005-14001-10M	14.0	1
95005-14xxx-2x	95005-14001-20M <95005-14003-20M>	14.0	1 3
95005-14xxx-3x	95005-14001-30M	14.0	1
95005-14xxx-5x	95005-14001-50M	14.0	1
95005-17xxx-1x	95005-17001-10M	17.0	1
95005-17xxx-2x	95005-17001-20M	17.0	1
95005-17xxx-3x	95005-17001-30M	17.0	1
95005-17xxx-5x	95005-17001-50M	17.0	1
95005-30xxx-3x	95005-30001-30M	3.0	1
95005-30xxx-5x	95005-30001-50M	3.0	1
95005-35xxx-1x	95005-35001-10M <95005-35003-10M> <95005-35008-10M>	3.5	1 3 8
95005-35xxx-2x	95005-35001-20M	3.5	1
95005-35xxx-3x	95005-35001-30M	3.5	1
95005-35xxx-4x	95005-35001-10M <95005-35003-10M> <95005-35008-10M>	3.5	1 3 8
95005-35xxx-5x	95005-35001-50M	3.5	1
95005-45xxx-1x	95005-45001-10M <95005-45003-10M> <95005-45008-10M>	4.5	1 3 8
95005-45xxx-2x	95005-45001-20M	4.5	1
95005-45xxx-3x	95005-45001-30M	4.5	1

General purpose hoses			
Standard part No.	Bulk part No.	Bulk part	
		Inner diameter (mm)	Length (m)
95005-45xxx-4x	95005-45001-10M <95005-45003-10M> <95005-45008-10M>	4.5	1 3 8
95005-45xxx-5x	95005-45001-50M	4.5	1
95005-50xxx-3x	95005-50001-30M <95005-50003-30M>	5.0	1 3
95005-50xxx-5x	95005-50001-50M	5.0	1
95005-55xxx-1x	95005-55001-10M <95005-55003-10M> <95005-55008-10M>	5.3	1 3 8
95005-55xxx-2x	95005-55001-20M <95005-55003-20M>	5.3	1 3
95005-55xxx-4x	95005-55001-10M <95005-55003-10M> <95005-55008-10M>	5.3	1 3 8
95005-65xxx-1x	95005-65001-10M <95005-65003-10M>	6.5	1 3
95005-65xxx-2x	95005-65001-20M	6.5	1
95005-70xxx-3x	95005-70001-30M <95005-70003-30M>	7.0	1 3
95005-70xxx-5x	95005-70001-50M	7.0	1
95005-75xxx-1x	95005-75001-10M <95005-75003-10M>	7.3	1 3
95005-75xxx-2x	95005-75001-20M	7.3	1
95005-80xxx-1x	95005-80001-10M <95005-80003-10M>	8.0	1 3
95005-80xxx-2x	95005-80001-20M	8.0	1
95005-80xxx-3x	95005-80001-30M	8.0	1
95005-80xxx-5x	95005-80001-50M	8.0	1
95005-91xxx-3x	95005-91001-30M	12.0	1
95005-91xxx-5x	95005-91001-50M	12.0	1
95005-92xxx-3x	95005-92001-30M	12.0	1
95005-92xxx-5x	95005-92001-50M	12.0	1

NOTE: X is displayed to represent the omitted numerals and letters of the roman alphabet.

⊙ **CAUTION: It is DANGEROUS to confuse the fuel hose with the general purpose hose or vinyl hose.**

Never use a general purpose hose or vinyl hose in place of a fuel hose or vice versa. Always use the correct bulk part in the parts catalogue, according to the service manual or the instructions issued with the bulk part.

• Bulk part number of fuel hose, general purpose hose and vinyl hose.

(Example)

9 5 0 0 1 - 7 5 0 0 1 - 5 0 M

**Bulk part number:** Refers to the bulk part.

**Marking code (hose type):** (fuel hose and general purpose hose)

**Change code (for added hose):** (Vinyl hose)

- Indicates number mark or change sequence, however, the code for the bulk part must be strictly 0 (zero).

**Types of code:**

- Fuel hose
  - 2: Red outside braid (3 mm inside dia. only)
  - 5: Black inside braid
  - 3: Red (3 mm inside dia. only)
  - 4: Ash gray with red stripe (3 mm inside dia. only)
  - 6: Black

- Vinyl hose
  - 1: Clear
  - 2: Black
  - 3: Light red
  - 6: Light red
  - 7: Pale black

- General hose
  - 1: Ash gray
  - 2: Ash gray
  - 3: Black
  - 5: Black

**Lengths:** 001: 1 m (standard)  
003: 3 m  
008: 8 m

**I.D code:** (fuel hose and general purpose hose)

- 30: 3.0 mm
- 35: 3.5 mm
- 45: 4.5 mm
- 50: 5.0 mm
- 55: 5.3 mm, 5.5 mm
- 65: 6.5 mm
- 70: 7.0 mm
- 75: 7.3 mm, 7.5 mm
- 80: 8.0 mm
- 11: 11 mm
- 91: 12 mm (outside dia. 15) mm
- 92: 12 mm (outside dia. 16) mm
- 12: 12 mm (outside dia. 17) mm
- 14: 14 mm
- 17: 17 mm

**ID./OD. code:** (vinyl hose)

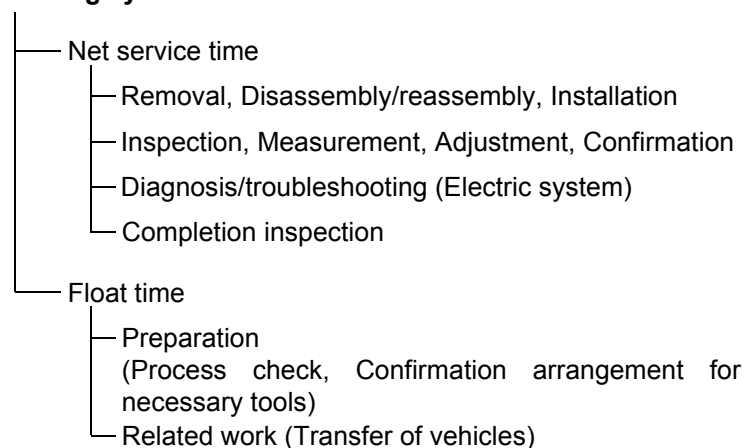
- 01: ID. 2.9, OD. 6.8 mm
- 03: ID. 3.0, OD. 6.0 mm
- 05: ID. 3.5, OD. 6.5 mm
- 07: ID. 4.0, OD. 7.0 mm
- 08: ID. 4.5, OD. 6.5 mm
- 09: ID. 4.5, OD. 8.0 mm
- 12: ID. 5.0, OD. 7.0 mm
- 10: ID. 5.0, OD. 8.0 mm
- 11: ID. 5.0, OD. 9.0 mm
- 14: ID. 6.0, OD. 9.0 mm
- 17: ID. 7.0, OD. 9.0 mm
- 19: ID. 7.0, OD. 11.0 mm
- 21: ID. 8.0, OD. 9.0 mm
- 23: ID. 8.0, OD. 12.0 mm
- 25: ID. 9.0, OD. 11.0 mm
- 27: ID. 9.0, OD. 13.0 mm
- 33: ID. 10.0, OD. 14.0 mm
- 36: ID. 11.0, OD. 13.0 mm
- 37: ID. 11.0, OD. 15.0 mm
- 38: ID. 12.0, OD. 13.0 mm
- 39: ID. 12.0, OD. 14.0 mm
- 40: ID. 12.0, OD. 16.0 mm
- 43: ID. 13.0, OD. 15.0 mm
- 45: ID. 14.0, OD. 18.0 mm
- 50: ID. 16.0, OD. 19.0 mm
- 55: ID. 17.5, OD. 20.5 mm
- 60: ID. 22.0, OD. 27.0 mm

**Hose type:** 1: Fuel hose  
3: Vinyl hose  
5: General hose

## FLAT RATE SERVICE TIME

Flat rate service time (FRT) means the standard time required to service a MC, which is listed in this manual to help the dealers control the actual working process and calculate the service charge by using it as a guide.

### FRT setting system



\* Float time is set by multiplying the net service time by a given coefficient.

### Editorial style

The service items shown in the text are listed with the exchange work time for the repair sales parts as the subject. Other representative service items not using repair parts (removal/installation, adjustment, inspection/measuring, and other work) are listed collectively in the list in the preface, classified according to the work.

### FRT setting standard

- Decimal system (in unit of 0.1) is adopted to set FRT as it is convenient to calculate the wage.  
Example: (0.1) → 6 minutes, (0.2) → 12 minutes  
[Labor cost per hour] x [FRT] = [Wage]
- FRT is set with a hand tool.
- Service items and FRT can be subject to change depending on development of tools and service equipment and improvement in service procedure.

### Work procedure

- As the work procedure is set with the work time according to the method in the separate Service Manual, refer to this Manual as required.
- Work methods permitting servicing in the shortest time still permitting assurance of safe work and product warranty are used for the setting of service items not listed in the Service Manual.
- Work basically is to be performed by one person, and when two or more people are required, setting is done as the total time for the number of people.
- The set value for the technological level of the workers uses a person with three years of experience in the repair of Honda vehicles as the standard.
- Special tools and service equipment used to set FRT are those specified or recommended in Service Manual.

### Service item whose FRT is not presented

- Accessories and service parts that are not listed to use in this manual.
  - Locations with little aging deterioration or breakage during normal use.
  - Service work that can be finished by one touch.
  - Service work that is seldom done (i.e. extremely small causes of trouble and service frequency).
- \* When FRT is not presented, please calculate wages based on appropriate actual work time

### Operation not included of FRT

- Oil and coolant water draining, Waiting time for warming up operation and etc..
- Additional operation that involves removal/installation of standard exterior equipment.
- Indirect time spent for service by visiting the customer, trade-in, and delivery of a MC.
- Indirect time required for ordering and delivery of parts.
- Cost for grease, adhesive agent, etc. used for service work.

**Explanation of FRT by using an example  
(The example may differ from the actual presented items)**

Ref. No.	L.O.N.	(Relative ref. Number) Description	F.R.T.
②	111118	(1, 3, 4, 7) CAMSHAFT ..... 4.5	②
③	111118A	⑥ • Includes: Valve clearance adjustment Replace rocker arm add ..... 1.0	⑤

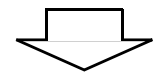
- ① Reference No. of the illustration of part that shows location of the replacement work.
- ② FRT is an abbreviation of Flat Rate Time indicating the standard service time required for the replacement.
- ③ LON is an abbreviation of Labor Operation Number, and it is a classification of the service items by the work unit code.  
  
The same operation code is used regardless of the models.  
  
Standard operation is indicated with 6 digits code, and additional operation is indicated with 7 digits code.
- ④ Indicating the camshaft replacement and FRT4.5.
- ⑤ Indicating FRT1.0 that will be added when additional operation (replace rocker arm) is done in association with camshaft replacement.

- ⑥ Indicating work contents that are included in the service item.
- ⑦ Indicating a reference No. whose operation and time are the same as FRT4.5 for the camshaft.

(The application range is limited to the service items without an LON setting within a same block.)

**How to refer to the service item by using the sample  
(camshaft replacement)**

Open to the page of the block where the camshaft's spare part illustration is shown.



Look for the camshaft illustration, and refer to the service item and FRT that agree with the reference No.



Indication mark for the listing of service items that continues to the following page

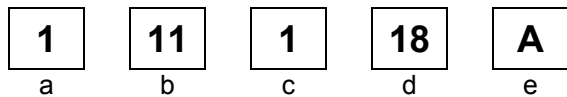
Ref. No.	L.O.N.	(Relative ref. Number) Description	F.R.T.
2	111118	CAMSHAFT .....	4.5
	.	.	.
	.	.	.
+			

Mark indicated at the last line.

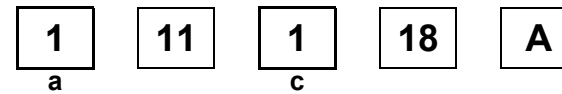
Indication of the block with no setting of FRT

Ref. No.	L.O.N.	(Relative ref. Number) Description	F.R.T.
<b>NO INFORMATION .....</b>			

• LON code system



- a) Category code..... Engine
- b) Location/function code ..... Engine upper
- c) Operation code..... Replace
- d) Operation sequence number (Unit code can be shown with alphabet) ..... camshaft (No regular rule of code)
- e) Additional code ..... replace rocker arm (No regular rule of code)



a) Category codes and classification

Code	Category
1	Engine
2	Transmission
3	Fuel & Exhaust
4	Frame & Body
5	Steering/Suspension
6	Electrical
7	Wheels/Brakes
8	Controls/instrument
9	-
0	-

c) Operation codes and classification

Code	Operation category
1	Replace, Removal/Installation, Change
2	Overhaul
3	Adjust, Balance
4	(Paint-related work: Top-coat)
5	Test, Inspect/diagnose, Measurement, Check
6	(Overhaul-related work: Rebore)
7	(Overhaul-related work: Reseal)
8	(Resurface)
9	(Paint-related work: Refinish)
0	Repair, Cleaning, Air bleeding

Major service items without using spare parts

(1) Removal/Installation, (2) Adjustment,  
(3) Inspection/Measurement, (5) Other work

[ E: Engine, F: Frame ]

#### \* OPERATIONS OTHER THAN REPLACING PARTS

##### (1) Removal and installation

Set for the configuration with the parts removed from the vehicle.

	LON	DESCRIPTION	FRT
E	1101E5	<b>TILTING ENGINE ASSEMBLY-REMOVAL/INSTALLATION</b> INCLUDES: All necessary adjustment	2.2
	1111K0	<b>CYLINDER HEAD ASSEMBLY-REMOVAL/INSTALLATION</b>	2.0
	3111D5	<b>THROTTLE BODY ASSEMBLY-REMOVAL/INSTALLATION</b>	1.0
	1101E6	<b>CRANKCASE SEPARATION</b> INCLUDES: Engine removal and installation	4.4
F	1151E6	<b>RADIATOR ASSEMBLY-REMOVAL/INSTALLATION</b>	0.5
	1151E6C	1 radiator add	0.2

##### (2) Adjustment

	LON	DESCRIPTION	FRT
E	3143A0	<b>ENGINE IDLE-ADJUSTMENT</b>	0.1
	2123A0	<b>CLUTCH-ADJUSTMENT</b> INCLUDES: Clutch lever adjustment	0.1
	1113A0	<b>VALVE CLEARANCE-ADJUSTMENT</b> NOTE: For 1 vehicle	0.8
F	2133A0	<b>DRIVE CHAIN-ADJUSTMENT</b>	0.1
	3113A3	<b>THROTTLE OPERATION-ADJUSTMENT</b>	0.1

##### (3) Inspection, Measurement

	LON	DESCRIPTION	FRT
E	1115A0	<b>COMPRESSION PRESSURE-MEASUREMENT</b>	0.2
	6145A0	<b>IGNITION TIMING-INSPECTION</b>	0.3

##### (5) Other work

	LON	DESCRIPTION	FRT
E	1130A1	<b>OIL FILTER SCREEN-CLEANING</b>	0.4
F	3120A0	<b>CLEANER ELEMENT-CLEANING</b>	0.2
	7110A0	<b>FRONT BRAKE-AIR BLEEDING</b>	0.2
	7110A1	<b>REAR BRAKE-AIR BLEEDING</b>	0.2
	1151E7	<b>RADIATOR COOLANT-CHANGE</b>	0.3

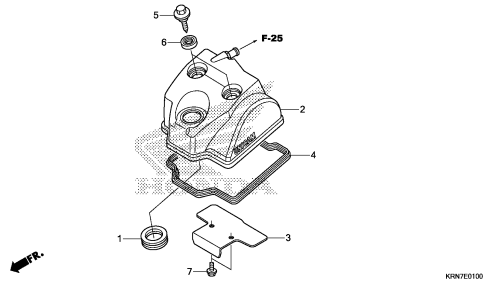
# ENGINE GROUP

**B16**

**E-1**

CYLINDER HEAD COVER

**D 1**

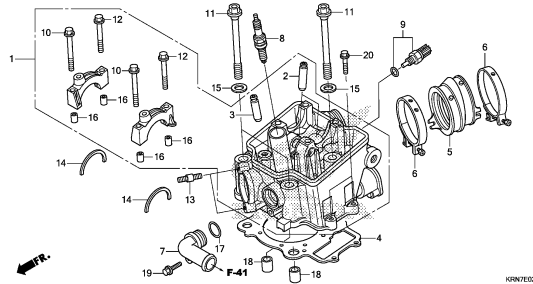


KRN7E0100

**E-2**

CYLINDER HEAD

**D 2**

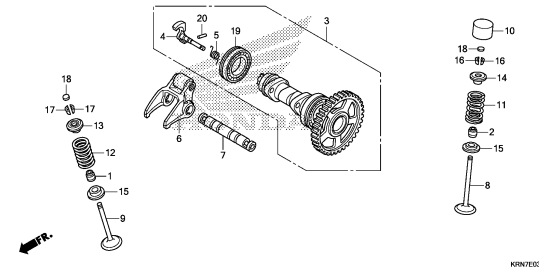


KRN7E0200

**E-3**

CAMSHAFT/VALVE

**D 4**

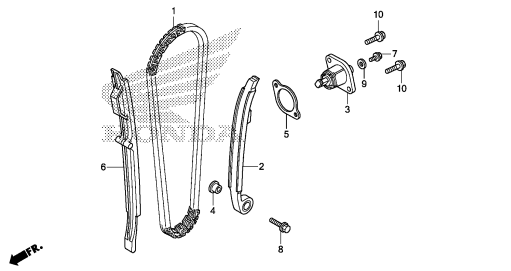


KRN7E0300

**E-4**

CAM CHAIN/TENSIONER

**D 7**

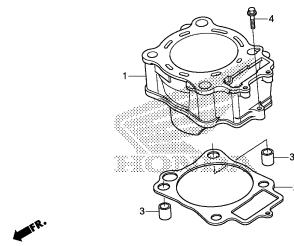


KRN7E0400

**E-5**

CYLINDER

**D 8**

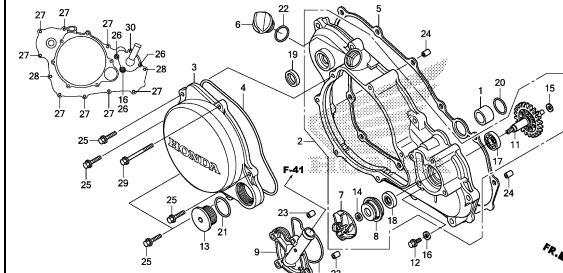


KRN7E0500

**E-6**

R. CRANKCASE COVER/WATER PUMP

**D 9**

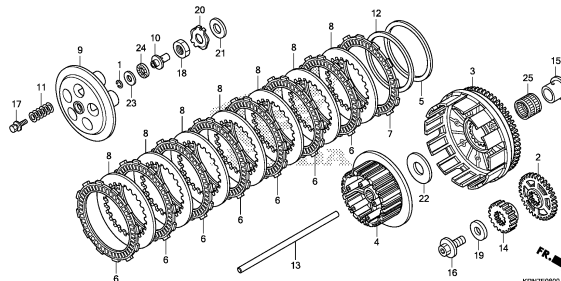


KRN7E0600

**E-8**

CLUTCH

**D11**

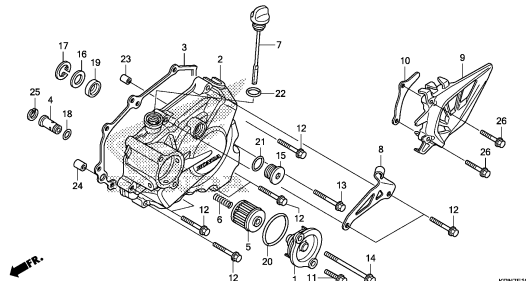


KRN7E0800

**E-10**

L. CRANKCASE COVER

**D12**

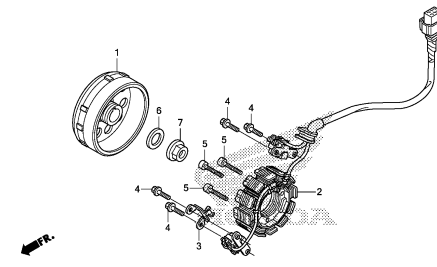


KRN7E1000

**E-11**

GENERATOR

**D13**



KRN7E1100

**2**

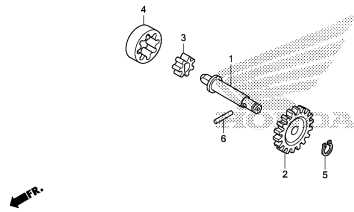
# ENGINE GROUP

C 1

E-14

OIL PUMP

D14

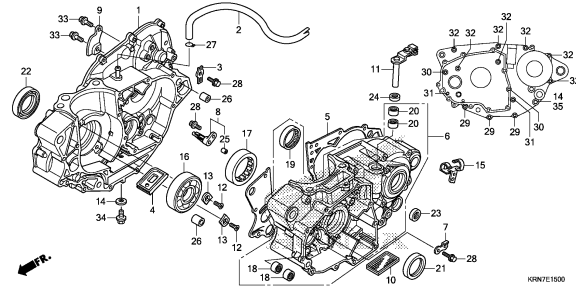


KIRN7E1400

E-15

CRANKCASE

D15

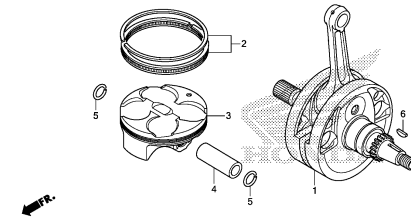


KIRN7E1500

E-16

CRANKSHAFT/PISTON

E 1

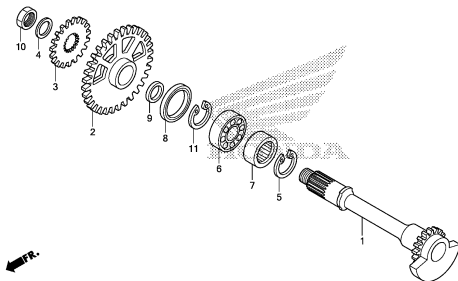


KIRN7E1600

E-16-10

BALANCER

E 2

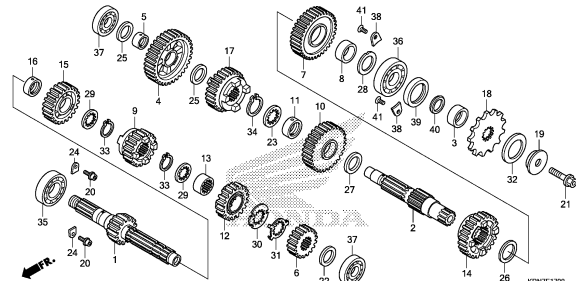


KIRN7E1610

E-17

TRANSMISSION

E 3

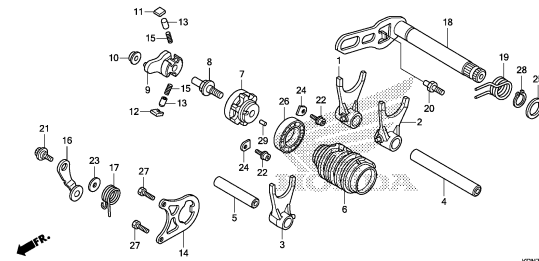


KIRN7E1700

E-19

GEARSHIFT DRUM

E 5

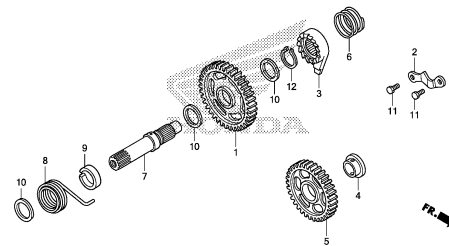


KIRN7E1900

E-20

KICK STARTER SPINDLE

E 7

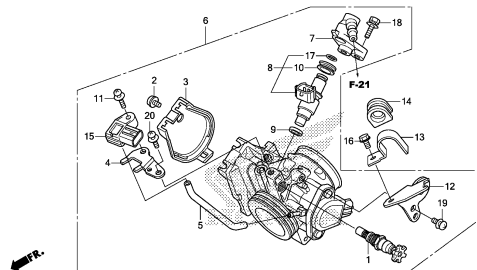


KIRN7E2000

E-23

THROTTLE BODY

E 8

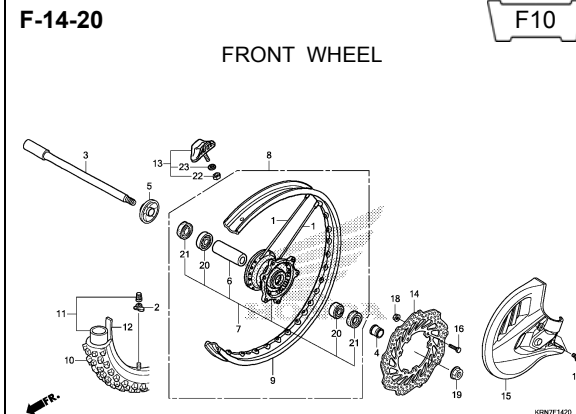
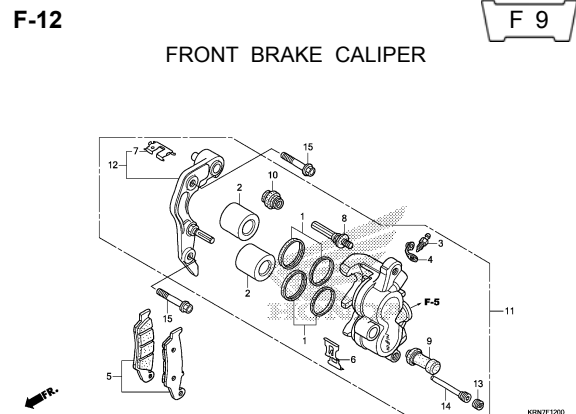
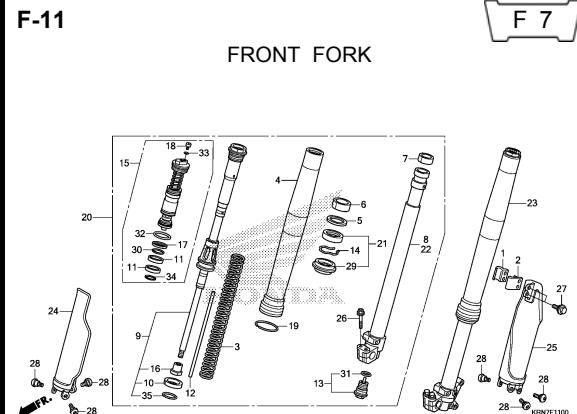
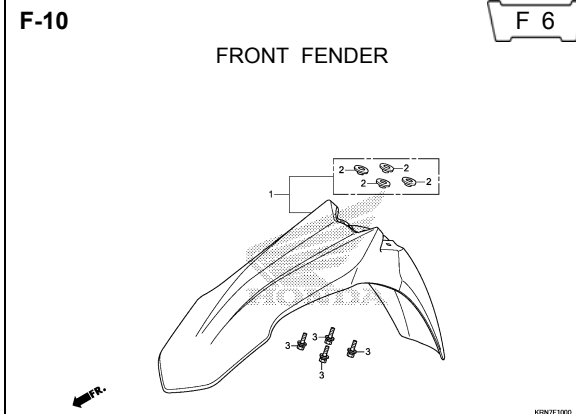
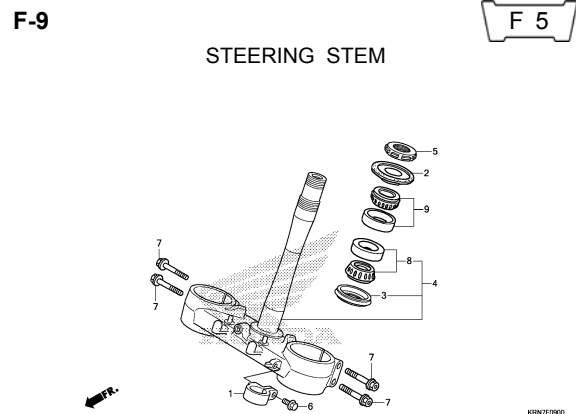
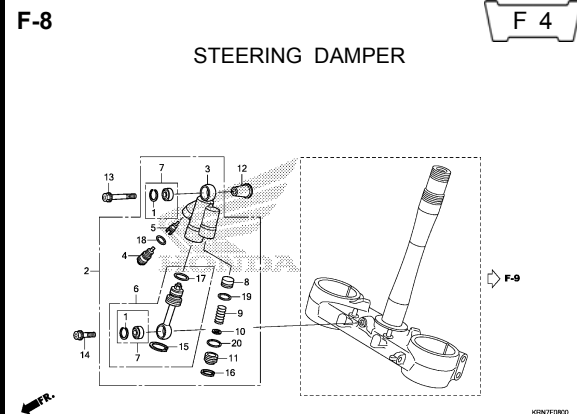
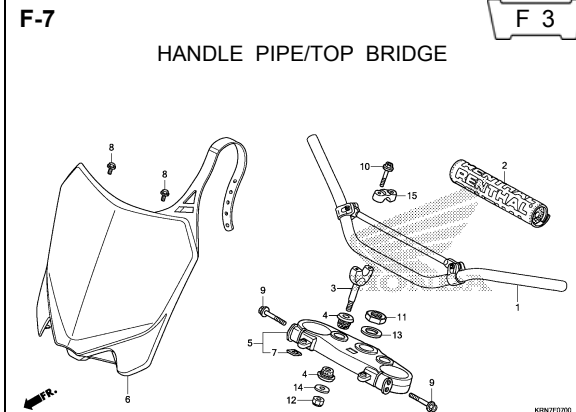
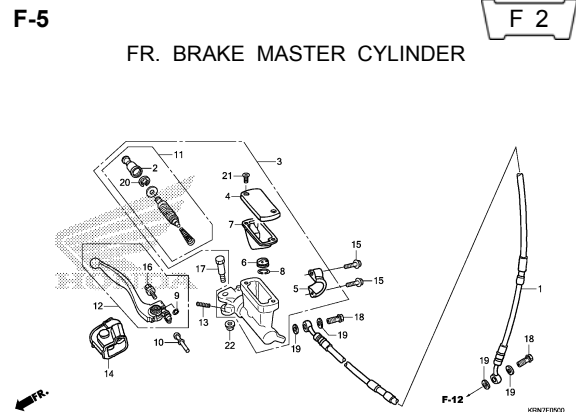
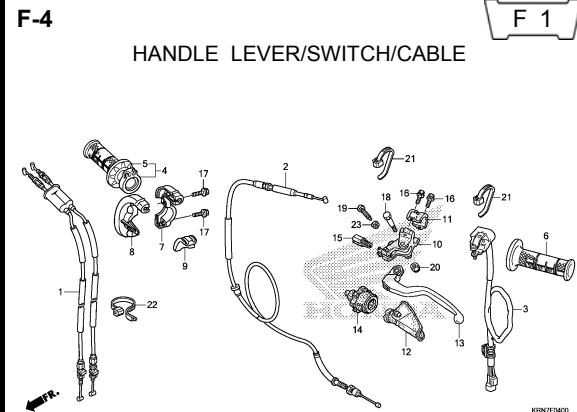


KIRN7E2300

2

# FRAME GROUP

C 2



3

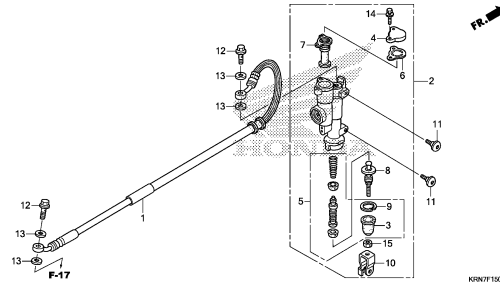
# FRAME GROUP

C 3

F-15

RR. BRAKE MASTER CYLINDER

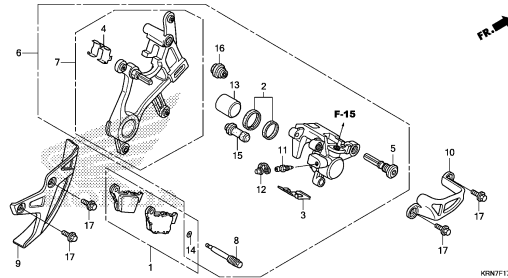
F11



F-17

REAR BRAKE CALIPER

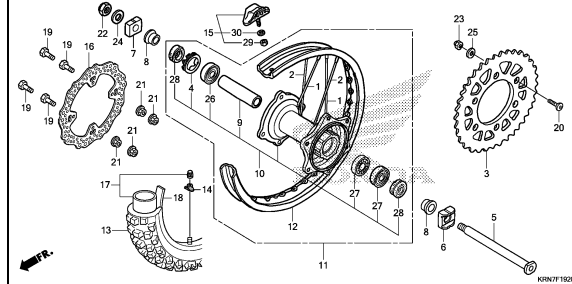
F12



F-19-20

REAR WHEEL

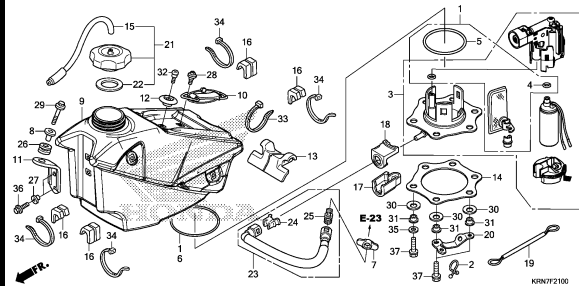
F13



F-21

FUEL TANK

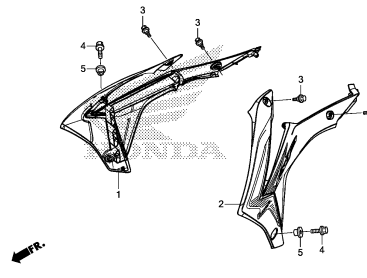
F15



F-22

RADIATOR SHROUD

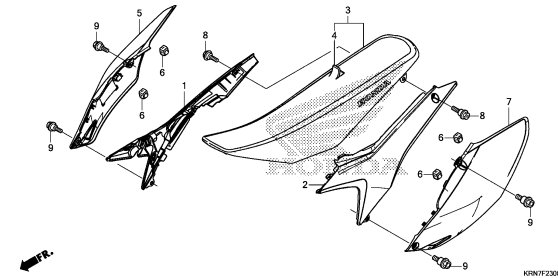
G 1



F-23

SEAT/SIDE COVER

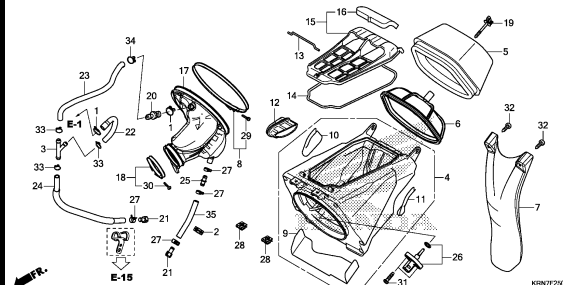
G 2



F-25

AIR CLEANER

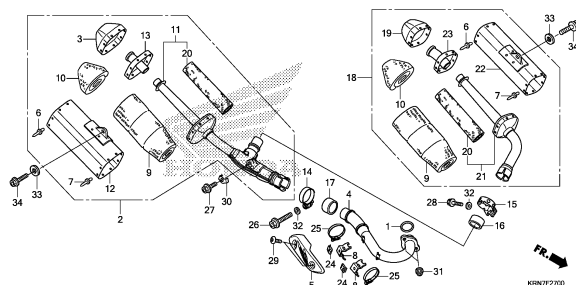
G 3



F-27

EXHAUST MUFFLER

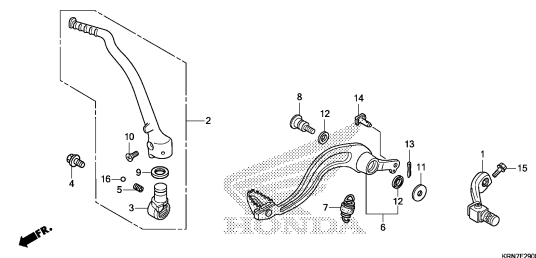
G 5



F-29

PEDAL/KICK STARTER ARM

G 7



3

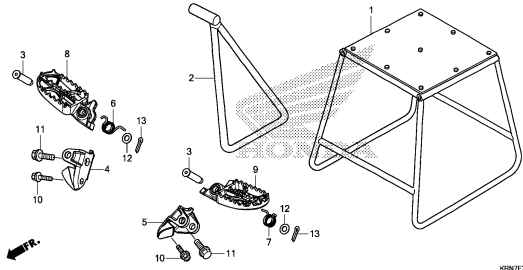
# FRAME GROUP

C 4

F-30

STAND/STEP

G 8

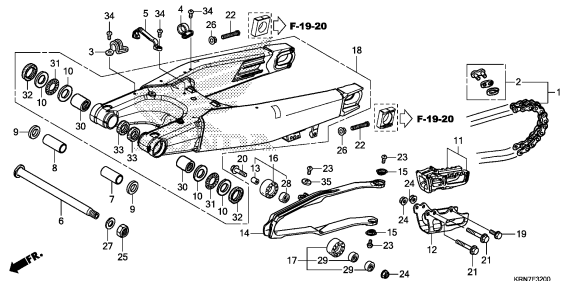


KRN7F3000

F-32

SWINGARM

G 9

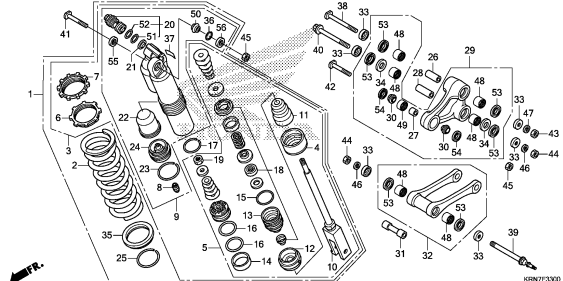


KRN7F3200

F-33

REAR CUSHION

G11

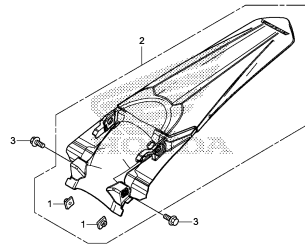


KRN7F3300

F-34

REAR FENDER

G13

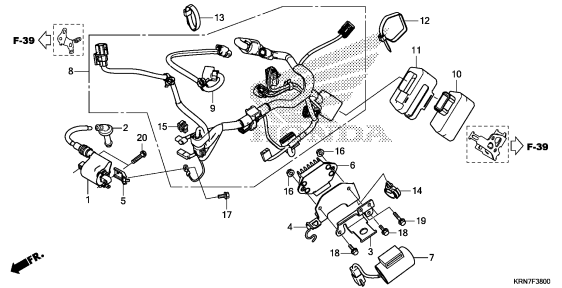


KRN7F3400

F-38

WIRE HARNESS

G14

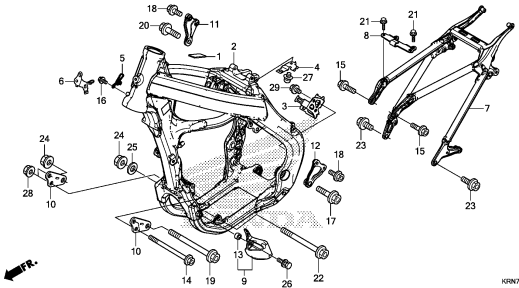


KRN7F3800

F-39

FRAME BODY

G15

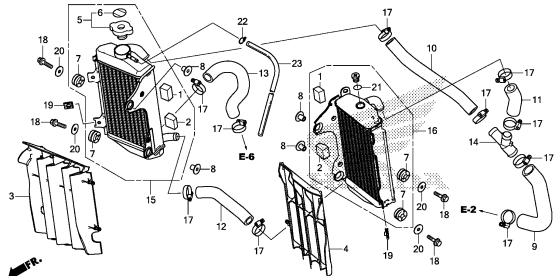


KRN7F3900

F-41

RADIATOR

H 1

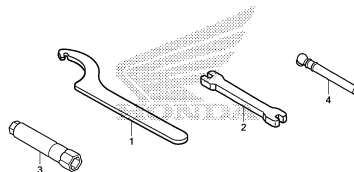


KRN7F4100

F-48

TOOL

H 3

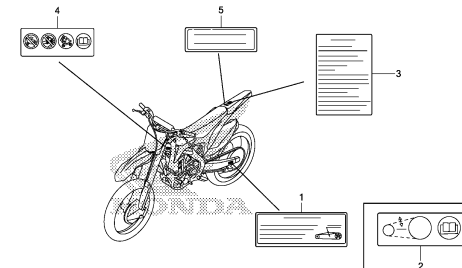


KRN7F4800

F-49

CAUTION LABEL

H 4



KRN7F4900

3


# FRAME GROUP

C 5

F-50

H 5

MARK



K0N715000

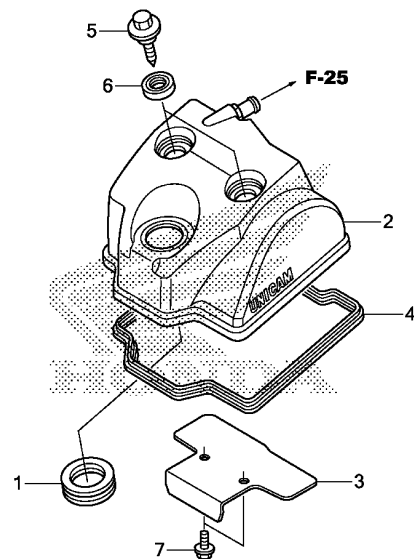
3



E-1

CYLINDER HEAD COVER

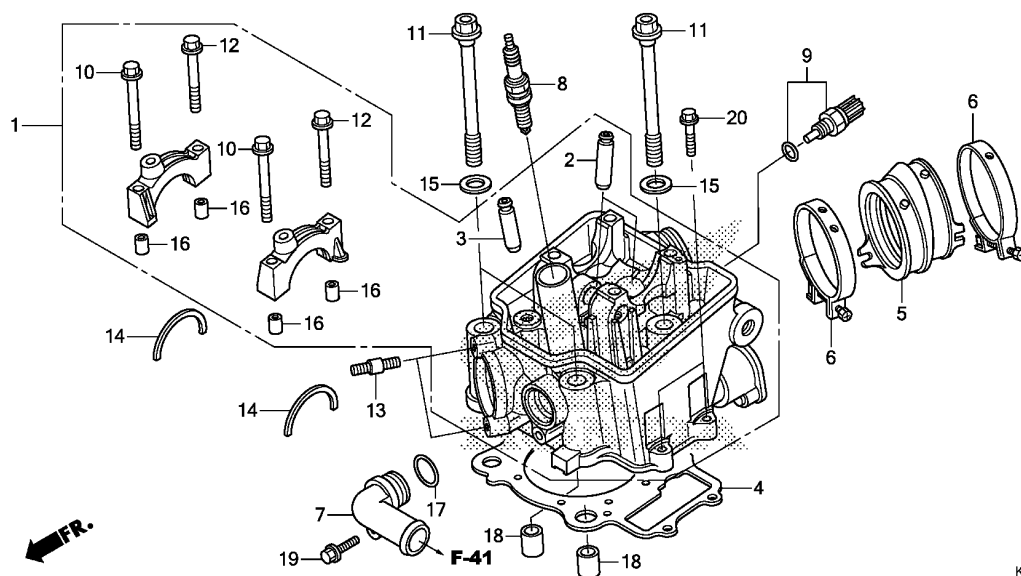
**D 1**



Ref. No.	L.O.N.	(Relative ref. Number) Description	F.R.T.
2	1111C4	COVER, CYLINDER HEAD .....	0.3
4	(1)		
	1111D2	GASKET, CYLINDER HEAD COVER ..	0.3

Ref. No.	Part No.	Description	Reqd. QTY	Serial No.	Parts catalogue code
			CRF250R E		
1	12226-KRN-A40	SEAL, SPARK PLUG TUBE .....	1		
2	12310-KRN-A80	COVER COMP., CYLINDER HEAD ..	1		
3	12316-KRN-A40	PLATE, BREATHER .....	1		
4	12391-KRN-A40	GASKET, HEAD COVER .....	1		
5	90017-KRN-A40	BOLT, HEAD COVER .....	2		
6	90543-MV9-670	RUBBER, MOUNTING .....	2		
7	96300-06012-00	BOLT, FLANGE, 6X12 .....	2		

2



KRN7E0200

Ref. No.	L.O.N.	(Relative ref. Number) Description	F.R.T.
1	111106	HEAD, CYLINDER ..... .INCLUDES: Valve adjust and reface	3.4
2	1111L9	GUIDE, INTAKE VALVE(ONE) ..... .INCLUDES: Reaming .INCLUDES: Valve adjust and reface	2.9
	1111L9A	.Replace all intake valve guide add .....	0.3
3	1111M0	GUIDE, EXHAUST VALVE(ONE) .... .INCLUDES: Reaming .INCLUDES: Valve adjust and reface	2.9
	1111M0A	.Replace all exhaust valve guide add .....	0.3
	1111M9	GUIDE, VALVE :FOR 1 VEHICLE .. .INCLUDES: Reaming .INCLUDES: Valve adjust and reface	3.8
4	111115	GASKET, CYLINDER HEAD .....	2.0
5	311131	INSULATOR, THROTTLE BODY/ CARBURETOR .....	1.0
7		(17)	
	114150	JOINT, WATER .....	0.4
8	614130	PLUG, SPARK .....	0.2

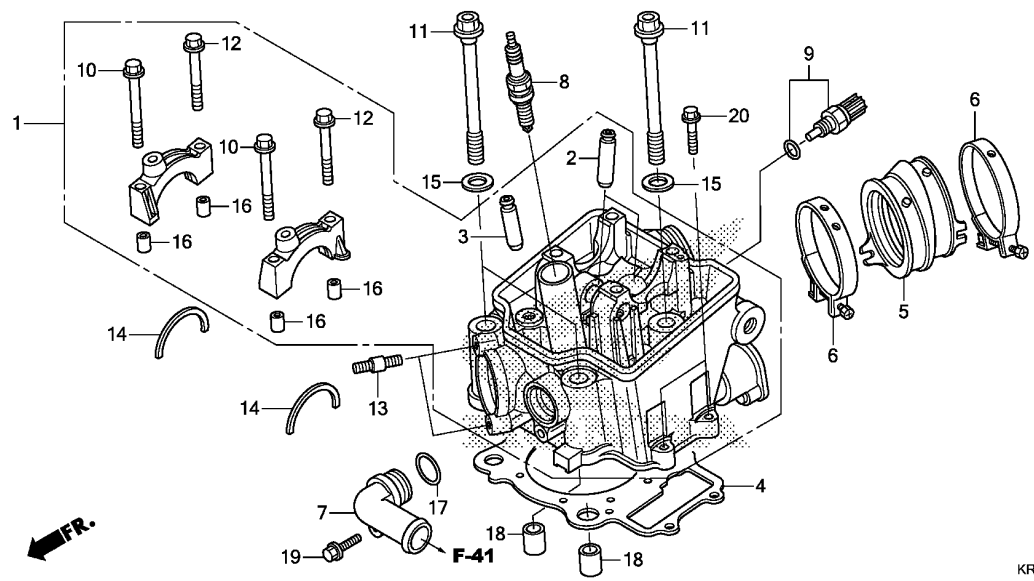
Ref. No.	Part No.	Description	Reqd. QTY	Serial No.	Parts catalogue code
			CRF250R E		
1	12010-KRN-A80	HEAD ASSY., CYLINDER .....	1		
2	12204-KRN-P10	GUIDE, IN. VALVE(O.S.) .....	2		
3	12205-KRN-P10	GUIDE, EX. VALVE(O.S.) .....	2		
4	12251-KRN-A41	GASKET, CYLINDER HEAD .....	1		
5	16211-KRN-A80	INSULATOR, THROTTLE BODY ....	1		
6	16218-KRN-A80	BAND, INSULATOR .....	2		
7	19523-KRN-730	JOINT, WATER .....	1		
8	31908-KRN-A41	PLUG, SPARK(R0451B-8) .....	1		
9	37870-HN8-A61	SENSOR ASSY., WATER TEMP ....	1		
10	90001-KRN-670	BOLT, FLANGE, 7X60 .....	2		
11	90001-KRN-A40	BOLT, FLANGE, 10X145 .....	4		
12	90002-KRN-670	BOLT, FLANGE, 7X50 .....	2		
13	90012-KM9-000	BOLT, STUD, 8X34 .....	2		
14	90446-KRN-670	WASHER, CAMSHAFT THRUST .....	2		
15	90453-MK4-600	WASHER, PLAIN, 10MM .....	4		
16	90701-MR7-000	DOWEL PIN, 9X14 .....	4		
17	91312-KE7-003	O-RING, 19X3(NOK) .....	1		
18	94301-12200	DOWEL PIN, 12X20 .....	2		
19	96001-06020-00	BOLT, FLANGE, 6X20 .....	1		
20	96001-06028-00	BOLT, FLANGE, 6X28 .....	2		



E-2

CYLINDER HEAD

**D 3**



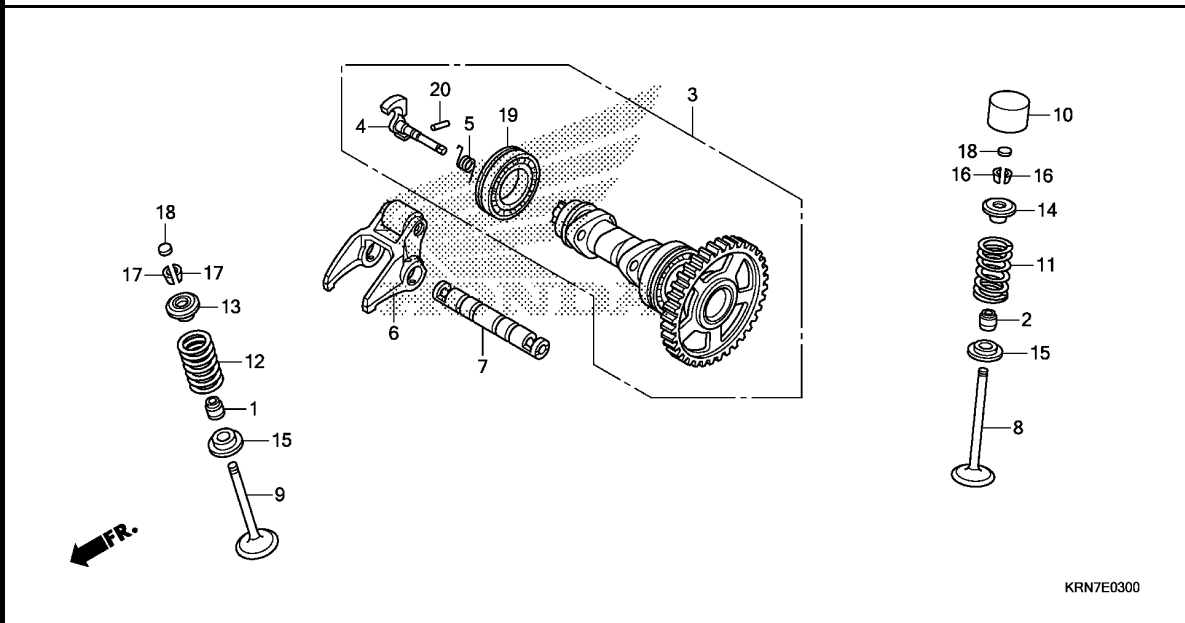
FR. ←

KRN7E0200

Ref. No.	L.O.N. (Relative ref. Number)	Description	F.R.T.
----------	-------------------------------	-------------	--------

9	6171A9	SENSOR, WATER TEMP .....	0.6
---	--------	--------------------------	-----

2



Ref. No.	L.O.N.	(Relative ref. Number) Description	F.R.T.
3	111118	CAMSHAFT ..... .INCLUDES: Valve adjustment (5,20)	0.9
4	1111T7	WEIGHT, DECOMPRESSION ..... (7)	1.0
6	1111K9	ARM, EXHAUST VALVE ROCKER(ONE) .INCLUDES: Valve adjustment	0.7
8	1111N0	VALVE, INTAKE(ONE) ..... .INCLUDES: Refacing	2.4
9	1111N0A	.Replace all intake valve add	0.2
9	1111N1	VALVE, EXHAUST(ONE) ..... .INCLUDES: Refacing	2.4
	1111N1A	.Replace all exhaust valve add	0.2
	1111P0	VALVE :FOR 1 VEHICLE ..... .INCLUDES: Refacing	3.0
11	1111P2	INTAKE VALVE SPRING AND/OR STEM SEAL(ONE) ..... (2,14,15,16)	2.2
12	1111P2A	.Replace all intake spring add (1,13,15,17)	0.1
	1111P3	EXHAUST VALVE SPRING AND/OR STEM SEAL(ONE) ..... .Replace all exhaust spring	2.2
	1111P3A	add .....	0.1

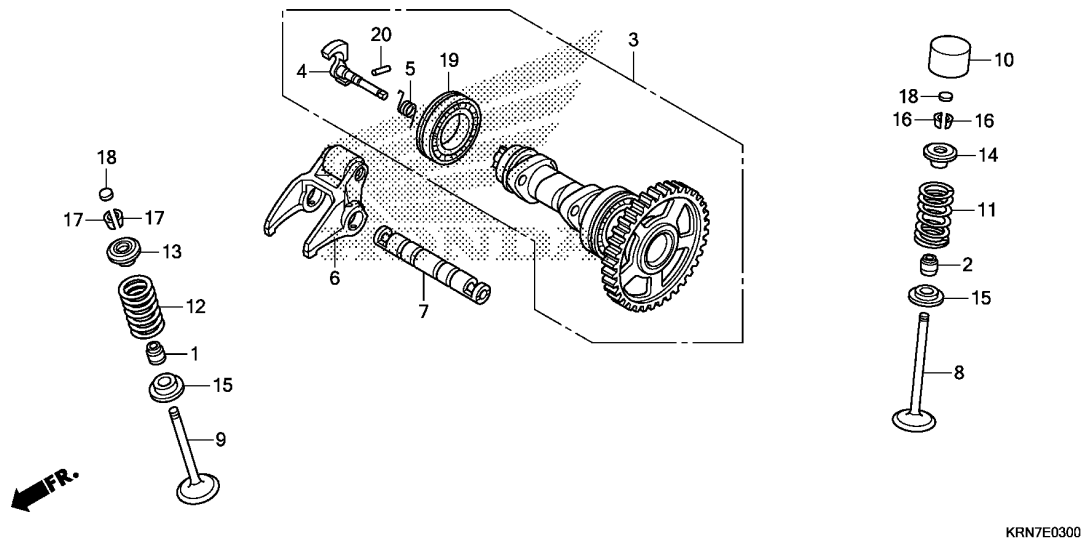
Ref. No.	Part No.	Description	Reqd. QTY	Serial No.	Parts catalogue code
			CRF250R E		
1	12208-MLO-721	SEAL, EX. VALVE STEM(ARAI) ..	2		
2	12209-GB4-681	SEAL, VALVE STEM(NOK) .....	2		
3	14000-KRN-A40	CAMSHAFT ASSY. ....	1		
4	14102-KRN-A40	WEIGHT, DECOMPRESSION .....	1		
5	14106-KRN-A40	SPRING, DECOMPRESSION .....	1		
6	14410-KRN-A40	ARM COMP., EX. ROCKER .....	1		
7	14451-KRN-A40	SHAFT, EX. ROCKER ARM .....	1		
8	14711-KRN-A40	VALVE, IN. ....	2		
9	14721-KRN-A60	VALVE, EX. ....	2		
10	14731-KRN-A00	LIFTER, VALVE .....	2		
11	14751-KRN-A41	SPRING, IN. VALVE .....	2		
12	14761-KRN-A41	SPRING, EX. VALVE .....	2		
13	14771-KRN-A30	RETAINER, VALVE SPRING .....	2		
14	14771-KRN-A40	RETAINER, IN. VALVE SPRING ..	2		
15	14775-KRN-670	SEAT, VALVE SPRING .....	4		
16	14781-KRN-A61	COTTER, VALVE .....	4		
17	14781-MLO-720	COTTER, VALVE .....	4		
18	14901-KT7-013	SHIM, TAPPET(1.200) .....	4		
	14902-KT7-013	SHIM, TAPPET(1.225) .....	4		
	14903-KT7-013	SHIM, TAPPET(1.250) .....	4		
	14904-KT7-013	SHIM, TAPPET(1.275) .....	4		
	14905-KT7-013	SHIM, TAPPET(1.300) .....	4		
	14906-KT7-013	SHIM, TAPPET(1.325) .....	4		
	14907-KT7-013	SHIM, TAPPET(1.350) .....	4		
	14908-KT7-013	SHIM, TAPPET(1.375) .....	4		
	14909-KT7-013	SHIM, TAPPET(1.400) .....	4		



E-3

CAMSHAFT/VALVE

D 5



Ref. No.	L.O.N.	(Relative ref. Number) Description	F.R.T.
+12	1111Q2	VALVE SPRING AND/OR STEM SEAL :FOR 1 VEHICLE .....	2.5
19	1111Q5	BEARING, CAMSHAFT .....	1.0

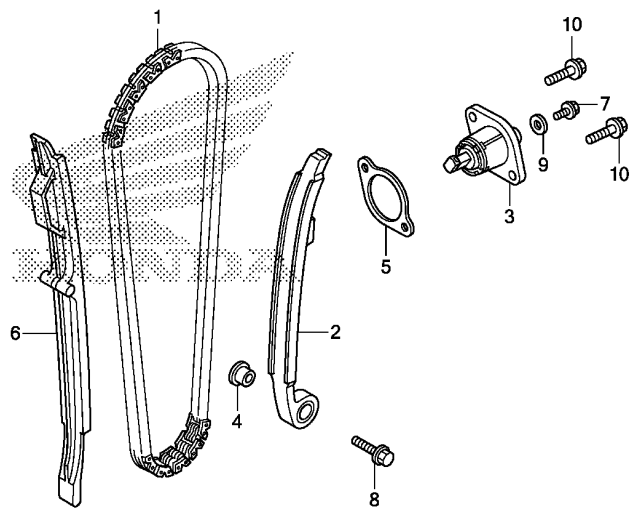
Ref. No.	Part No.	Description	Reqd. QTY	Serial No.	Parts catalogue code
			CRF250R E		
18)	14910-KT7-013	SHIM, TAPPET(1.425) .....	4		
	14911-KT7-013	SHIM, TAPPET(1.450) .....	4		
	14912-KT7-013	SHIM, TAPPET(1.475) .....	4		
	14913-KT7-013	SHIM, TAPPET(1.500) .....	4		
	14914-KT7-013	SHIM, TAPPET(1.525) .....	4		
	14915-KT7-013	SHIM, TAPPET(1.550) .....	4		
	14916-KT7-013	SHIM, TAPPET(1.575) .....	4		
	14917-KT7-013	SHIM, TAPPET(1.600) .....	4		
	14918-KT7-013	SHIM, TAPPET(1.625) .....	4		
	14919-KT7-013	SHIM, TAPPET(1.650) .....	4		
	14920-KT7-013	SHIM, TAPPET(1.675) .....	4		
	14921-KT7-013	SHIM, TAPPET(1.700) .....	4		
	14922-KT7-013	SHIM, TAPPET(1.725) .....	4		
	14923-KT7-013	SHIM, TAPPET(1.750) .....	4		
	14924-KT7-013	SHIM, TAPPET(1.775) .....	4		
	14925-KT7-013	SHIM, TAPPET(1.800) .....	4		
	14926-KT7-013	SHIM, TAPPET(1.825) .....	4		
	14927-KT7-013	SHIM, TAPPET(1.850) .....	4		
	14928-KT7-013	SHIM, TAPPET(1.875) .....	4		
	14929-KT7-013	SHIM, TAPPET(1.900) .....	4		
	14930-KT7-013	SHIM, TAPPET(1.925) .....	4		
	14931-KT7-013	SHIM, TAPPET(1.950) .....	4		
	14932-KT7-013	SHIM, TAPPET(1.975) .....	4		
	14933-KT7-013	SHIM, TAPPET(2.000) .....	4		
	14934-KT7-013	SHIM, TAPPET(2.025) .....	4		
	14935-KT7-013	SHIM, TAPPET(2.050) .....	4		
	14936-KT7-013	SHIM, TAPPET(2.075) .....	4		
	14937-KT7-013	SHIM, TAPPET(2.100) .....	4		
	14938-KT7-013	SHIM, TAPPET(2.125) .....	4		

Ref. No.	Part No.	Description	Reqd. QTY		Serial No.	Parts catalogue code
			CRF250R	E		
18)	14939-KT7-013	SHIM, TAPPET(2.150)	.....	4		
	14940-KT7-013	SHIM, TAPPET(2.175)	.....	4		
	14941-KT7-013	SHIM, TAPPET(2.200)	.....	4		
	14942-KT7-013	SHIM, TAPPET(2.225)	.....	4		
	14943-KT7-013	SHIM, TAPPET(2.250)	.....	4		
	14944-KT7-013	SHIM, TAPPET(2.275)	.....	4		
	14945-KT7-013	SHIM, TAPPET(2.300)	.....	4		
	14946-KT7-013	SHIM, TAPPET(2.325)	.....	4		
	14947-KT7-013	SHIM, TAPPET(2.350)	.....	4		
	14948-KT7-013	SHIM, TAPPET(2.375)	.....	4		
	14949-KT7-013	SHIM, TAPPET(2.400)	.....	4		
	14950-KT7-013	SHIM, TAPPET(2.425)	.....	4		
	14951-KT7-013	SHIM, TAPPET(2.450)	.....	4		
	14952-KT7-013	SHIM, TAPPET(2.475)	.....	4		
	14953-KT7-013	SHIM, TAPPET(2.500)	.....	4		
	14954-KT7-013	SHIM, TAPPET(2.525)	.....	4		
	14955-KT7-013	SHIM, TAPPET(2.550)	.....	4		
	14956-KT7-013	SHIM, TAPPET(2.575)	.....	4		
	14957-KT7-013	SHIM, TAPPET(2.600)	.....	4		
	14958-KT7-013	SHIM, TAPPET(2.625)	.....	4		
	14959-KT7-013	SHIM, TAPPET(2.650)	.....	4		
	14960-KT7-013	SHIM, TAPPET(2.675)	.....	4		
	14961-KT7-013	SHIM, TAPPET(2.700)	.....	4		
	14962-KT7-013	SHIM, TAPPET(2.725)	.....	4		
	14963-KT7-013	SHIM, TAPPET(2.750)	.....	4		
	14964-KT7-013	SHIM, TAPPET(2.775)	.....	4		
	14965-KT7-013	SHIM, TAPPET(2.800)	.....	4		
	14966-KT7-013	SHIM, TAPPET(2.825)	.....	4		
	14967-KT7-013	SHIM, TAPPET(2.850)	.....	4		
	14968-KT7-013	SHIM, TAPPET(2.875)	.....	4		
	14969-KT7-013	SHIM, TAPPET(2.900)	.....	4		
19	91007-KRN-671	BEARING, BALL RADIAL, 6905	..	1		
20	96220-25078	ROLLER, 2.5X7.8	.....	1		

E-4

CAM CHAIN/TENSIONER

D 7



KRN7E0400

Ref. No.	L.O.N.	(Relative ref. Number) Description	F.R.T.
1	110140	CHAIN, CAM .....	2.4
2	111130	TENSIONER, CAM CHAIN .....	2.4
3		(5)	
	111133	LIFTER, TENSIONER .....	0.2
6	111139	GUIDE, CAM CHAIN .....	2.0

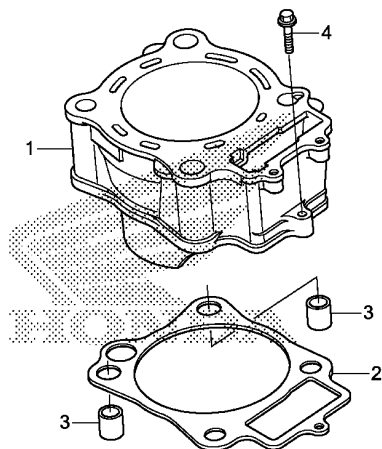
Ref. No.	Part No.	Description	Reqd. QTY	Serial No.	Parts catalogue code
			CRF250R E		
1	14401-KRN-A41	CHAIN, CAM(106L)(BORG WARNER)	1		
2	14510-KRN-A40	TENSIONER COMP., CAM CHAIN ..	1		
3	14520-KRN-671	LIFTER ASSY., TENSIONER .....	1		
4	14521-HN8-000	COLLAR, TENSIONER .....	1		
5	14560-MEN-671	GASKET, TENSIONER LIFTER .....	1		
6	14620-KRN-A40	GUIDE, CAM CHAIN .....	1		
7	90004-GHB-600	BOLT, FLANGE, 6X10(NSHF) .....	1		
8	90088-MEB-670	BOLT, FLANGE, 6X25 .....	1		
9	90442-397-000	WASHER, SEALING, 6MM .....	1		
10	96001-06016-00	BOLT, FLANGE, 6X16 .....	2		

2

E-5

CYLINDER

D 8



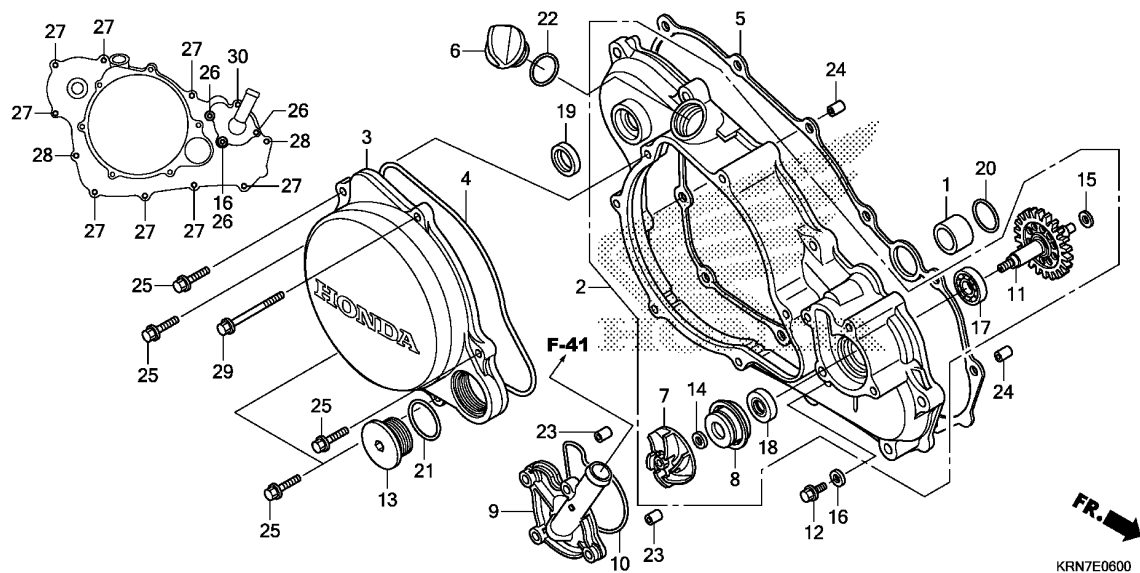
KRN7E0500

Ref. No.	L.O.N.	(Relative ref. Number) Description	F.R.T.
1	1111A5	CYLINDER .....	2.4
2	111102	GASKET, CYLINDER .....	2.3

Ref. No.	Part No.	Description	Reqd. QTY CRF250R E	Serial No.	Parts catalogue code
1	12100-KRN-A60	CYLINDER .....	1		
2	12191-KRN-A41	GASKET, CYLINDER .....	1		
3	94301-12160	PIN A, DOWEL, 12X16 .....	2		
4	96001-06028-00	BOLT, FLANGE, 6X28 .....	1		

2

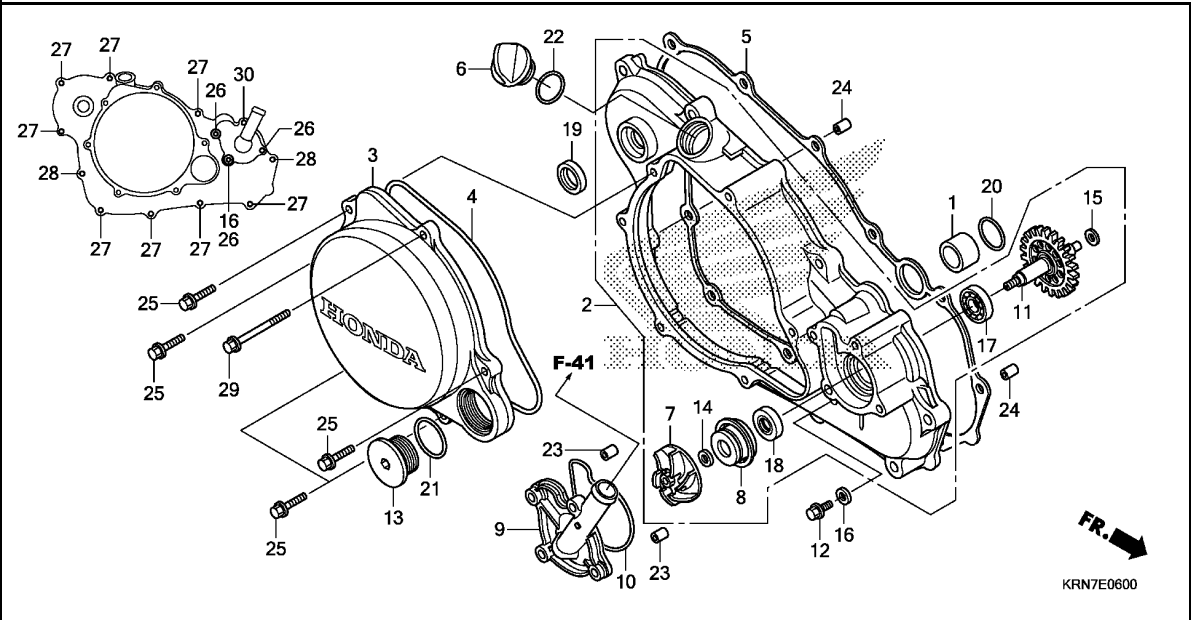




Ref. No.	L.O.N.	(Relative ref. Number) Description	F.R.T.
2	110159	COVER, CRANKCASE :RIGHT	0.8
3	(4)		
3	212121	COVER, CLUTCH	0.2
5	(20)		
5	110158	GASKET, CRANKCASE COVER :RIGHT	0.7
7	114105	IMPELLER, WATER PUMP	0.4
8	(18)		
8	114110	MECHANICAL SEAL, WATER PUMP	1.1
9	114180	COVER, WATER PUMP	0.3
10	114181	GASKET, WATER PUMP COVER	0.3
11	114142	SPROCKET OR GEAR, WATER PUMP DRIVEN	1.1
17	114144	BEARING, WATER PUMP	1.1
19	112105	OIL SEAL, KICK STARTER SPINDLE	0.7

Ref. No.	Part No.	Description	Reqd. QTY	Serial No.	Parts catalogue code
			CRF250R E		
1	11102-KRN-670	COLLAR, WATER PASS, 16MM	1		
2	11330-KRN-A60	COVER ASSY., R. CRANKCASE	1		
3	11351-KRN-A40	COVER, CLUTCH	1		
4	11352-KRN-A41	GASKET, CLUTCH COVER	1		
5	11394-KRN-A40	GASKET, R. COVER	1		
6	15611-KA4-710	CAP, OIL FILLER	1		
7	19215-KRN-A00	IMPELLER, WATER PUMP	1		
8	19217-KRN-A61	SEAL, MECHANICAL	1		
9	19221-KRN-A40	COVER, WATER PUMP	1		
10	19226-KRN-A40	GASKET, WATER PUMP	1		
11	19240-KRN-A40	GEAR COMP., WATER PUMP(22T)	1		
12	90004-GHB-600	BOLT, FLANGE, 6X10(NSHF)	1		
13	90087-HB5-000	CAP, 30MM	1		
14	90447-KE1-000	WASHER, SEALING, 7MM	1		
15	90447-KRN-A40	WASHER, SPECIAL, 7MM	1		
16	90463-ML7-000	WASHER, SEALING, 6.5MM	2		
17	91002-MEN-A31	BEARING, BALL, 12X24X6	1		
18	91201-148-003	OIL SEAL, 12X22X5(ARAI)	1		
19	91205-KA3-712	OIL SEAL, 16.5X25X5(NOK)	1		
20	91304-MJ0-003	O-RING, 15.8X2.4(SHOWA)	1		
21	91305-KF0-003	O-RING, 27X2(ARAI)	1		
22	91307-035-000	O-RING, 18X3	1		
23	94301-08100	DOWEL PIN, 8X10	2		
24	94301-08140	DOWEL PIN, 8X14	2		
25	96001-06020-00	BOLT, FLANGE, 6X20	5		

KRN7E0600



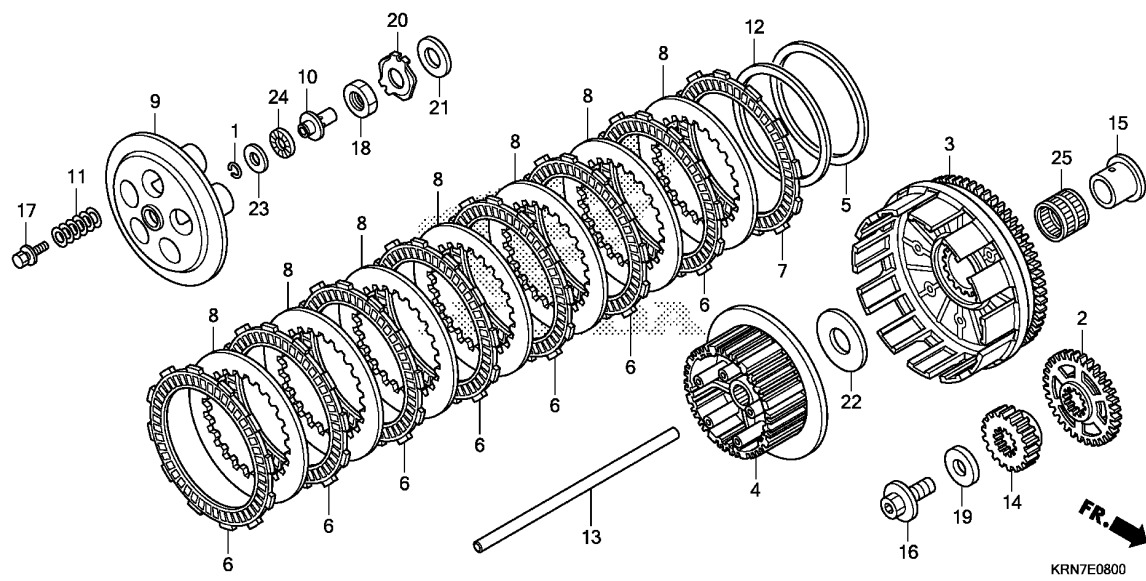
Ref. No.	Part No.	Description	Reqd. QTY	Serial No.	Parts catalogue code
----------	----------	-------------	-----------	------------	----------------------

			CRF250R		
			E		
26	96001-06025-00	BOLT, FLANGE, 6X25	3		
27	96001-06028-00	BOLT, FLANGE, 6X28	8		
28	96001-06035-00	BOLT, FLANGE, 6X35	2		
29	96001-06060-00	BOLT, FLANGE, 6X60	1		
30	96001-06065-00	BOLT, FLANGE, 6X65	1		

E-8

CLUTCH

D11



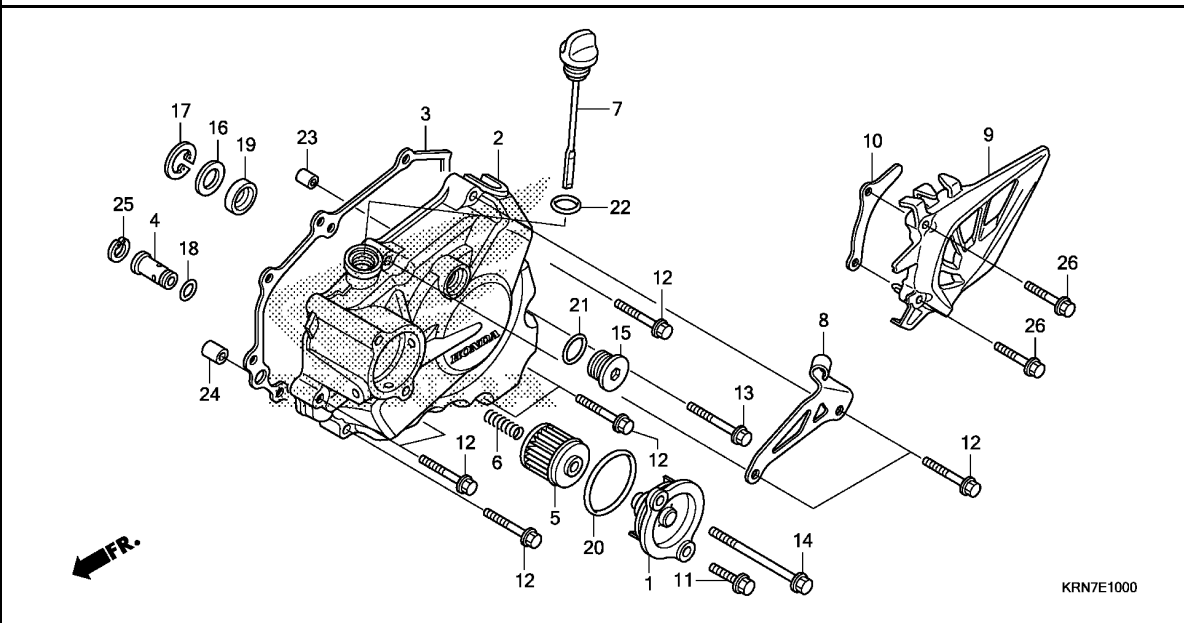
Ref. No.	L.O.N.	(Relative ref. Number) Description	F.R.T.
2	110183	GEAR, BALANCER DRIVE (25)	1.1
3	2121A0	OUTER, CLUTCH	0.6
4	212112	CENTER, CLUTCH (5,7,8,12)	0.6
6	2121A1	DISC, CLUTCH FRICTION .NOTE: Same time for two units or more	0.4
9	2121A3	PLATE, CLUTCH PRESSURE (24)	0.3
10	2121A5	PIECE, CLUTCH JOINT	0.3
11	212107	SPRING, CLUTCH .NOTE: Same time for two units or more	0.3
13	2121B6	ROD, CLUTCH LIFTER	0.3
14	211105	GEAR, PRIMARY DRIVE	1.1

Ref. No.	Part No.	Description	Reqd. QTY	Serial No.	Parts catalogue code
			CRF250R E		
1	13115-147-000	CLIP, PISTON PIN, 10MM	1		
2	13415-KRN-A40	GEAR, BALANCER DRIVE(32T)	1		
3	22100-KRN-A80	OUTER COMP., CLUTCH	1		
4	22120-KRN-A40	CENTER, CLUTCH	1		
5	22125-435-000	SEAT, JUDDER SPRING	1		
6	22201-KRN-A10	DISK, CLUTCH FRICTION	7		
7	22202-KSC-670	DISK B, CLUTCH FRICTION	1		
8	22321-KFO-770	PLATE, CLUTCH	7		
9	22351-KRN-A40	PLATE, CLUTCH PRESSURE	1		
10	22352-KRN-670	PIECE, CLUTCH LIFTER	1		
11	22401-KRN-A80	SPRING, CLUTCH	5		
12	22402-435-000	SPRING, JUDDER	1		
13	22850-KRN-A80	ROD, CLUTCH LIFTER	1		
14	23121-KRN-A40	GEAR, PRIMARY DRIVE(18T)	1		
15	28237-KZ4-A10	COLLAR, CLUTCH OUTER	1		
16	90013-MEB-670	BOLT, SPECIAL, 12X28	1		
17	90022-MM5-000	BOLT-WASHER, 6X25	5		
18	90235-MEN-A30	NUT, 18MM	1		
19	90402-KW6-960	WASHER, PLAIN, 12MM	1		
20	90441-KSC-670	WASHER, LOCK, 18MM	1		
21	90456-KA4-000	WASHER, THRUST, 18X32	1		
22	90456-KRN-A40	WASHER, THRUST, 20MM	1		
23	90608-072-000	WASHER, 12MM	1		
24	91001-147-003	BEARING, NEEDLE, 12MM(NTN)	1		
25	91011-KS6-003	BEARING, NEEDLE, 25X29X22	1		
		(TOYO)	1		

E-10

L. CRANKCASE COVER

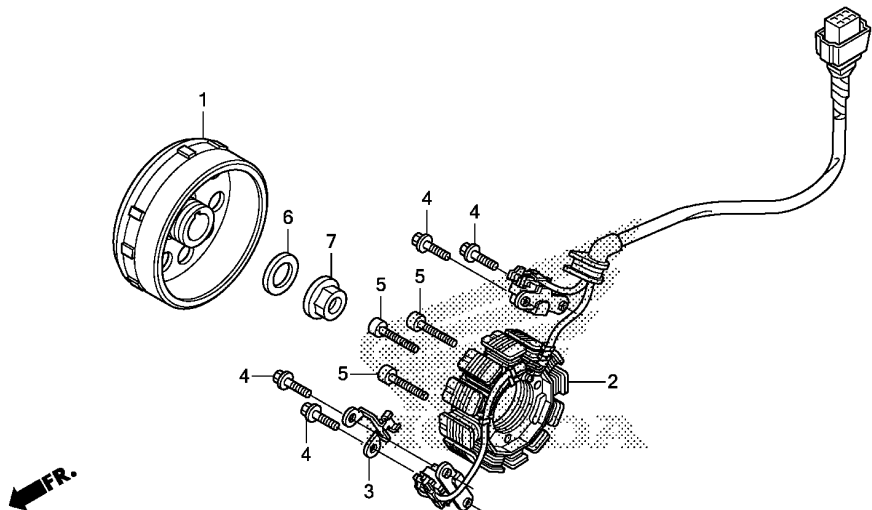
D12



Ref. No.	L.O.N.	(Relative ref. Number) Description	F.R.T.
2	1101A6	COVER, CRANKCASE :LEFT .....	0.5
3	1101A3	GASKET, CRANKCASE COVER :LEFT (18)	0.4
4	113126	VALVE, RELIEF .....	0.5
5	113127	ELEMENT, OIL FILTER .....	0.2
9	2131A4	COVER, DRIVE SPROCKET .....	0.1

Ref. No.	Part No.	Description	Reqd. QTY	Serial No.	Parts catalogue code
			CRF250R E		
1	11333-KRN-A40	COVER, OIL FILTER .....	1		
2	11340-KRN-A40	COVER COMP., L. CRANKCASE .....	1		
3	11395-KRN-A40	GASKET, L. COVER .....	1		
4	15220-MEB-770	VALVE ASSY., RELIEF .....	1		
5	15412-MEN-671	FILTER COMP., ENGINE OIL .....	1		
6	15414-MEB-670	SPRING, OIL FILTER .....	1		
7	15650-KRN-A40	GAUGE, OIL LEVEL .....	1		
8	22838-KRN-A80	RECEIVER, CLUTCH CABLE .....	1		
9	23810-MEN-A30	COVER COMP., DRIVE SPROCKET .....	1		
10	23812-KRN-A40	GUIDE, DRIVE CHAIN .....	1		
11	90004-GHB-630	BOLT, FLANGE, 6X16(NSHF) .....	1		
12	90004-GHB-690	BOLT, FLANGE, 6X32(NSHF) .....	8		
13	90004-GHB-710	BOLT, FLANGE, 6X40(NSHF) .....	1		
14	90004-GHB-780	BOLT, FLANGE, 6X75(NSHF) .....	1		
15	90084-MN8-010	CAP, 14MM .....	1		
16	90403-KRN-A40	WASHER, PLAIN .....	1		
17	90601-KRN-A40	CIRCLIP, INTERNAL .....	1		
18	90751-GK1-003	O-RING, 8.5X1.7 .....	1		
19	91204-MEN-A31	OIL SEAL, 10X21X5 .....	1		
20	91302-PA9-003	O-RING, 39.8X2.2(ARAI) .....	1		
21	91303-377-000	O-RING, 13.8X2.5 .....	1		
22	91307-KRN-A41	D-RING, 14X3 .....	1		
23	94301-08140	DOWEL PIN, 8X14 .....	1		
24	94301-10160	DOWEL PIN, 10X16 .....	1		
25	94520-14000	CIRCLIP, INTERNAL, 14MM .....	1		
26	96001-06030-07	BOLT, FLANGE, 6X30 .....	2		

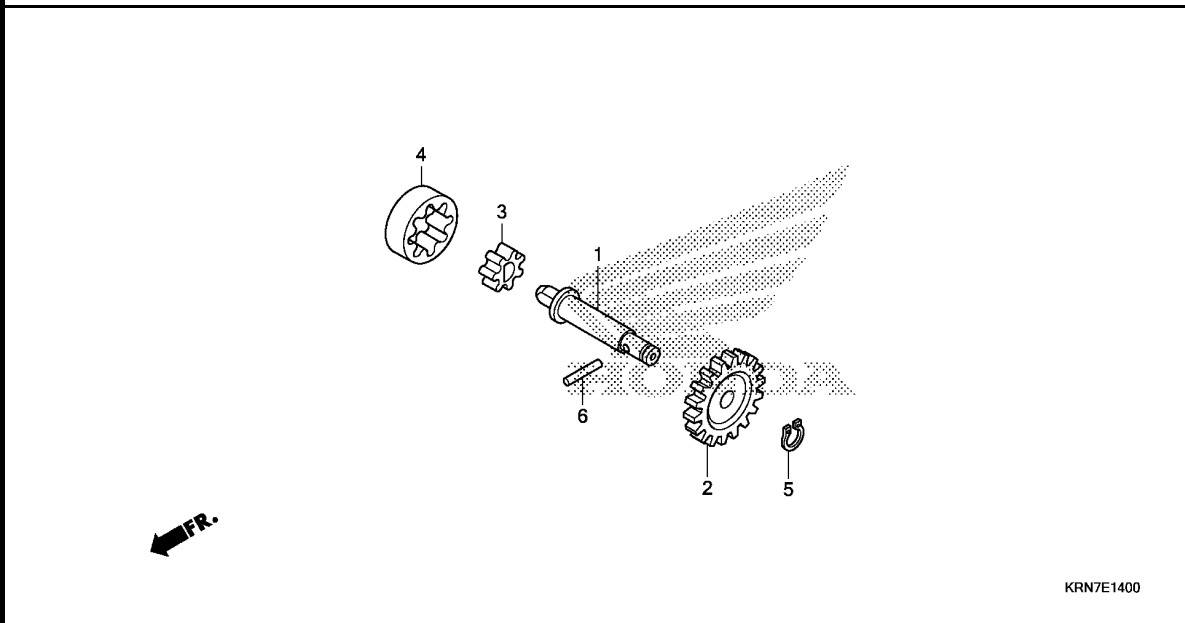
2



Ref. No.	L.O.N.	(Relative ref. Number) Description	F.R.T.
1	613105	ROTOR OR FLYWHEEL .....	0.6
2	6131A3	STATOR .....	0.7

KRN7E1100

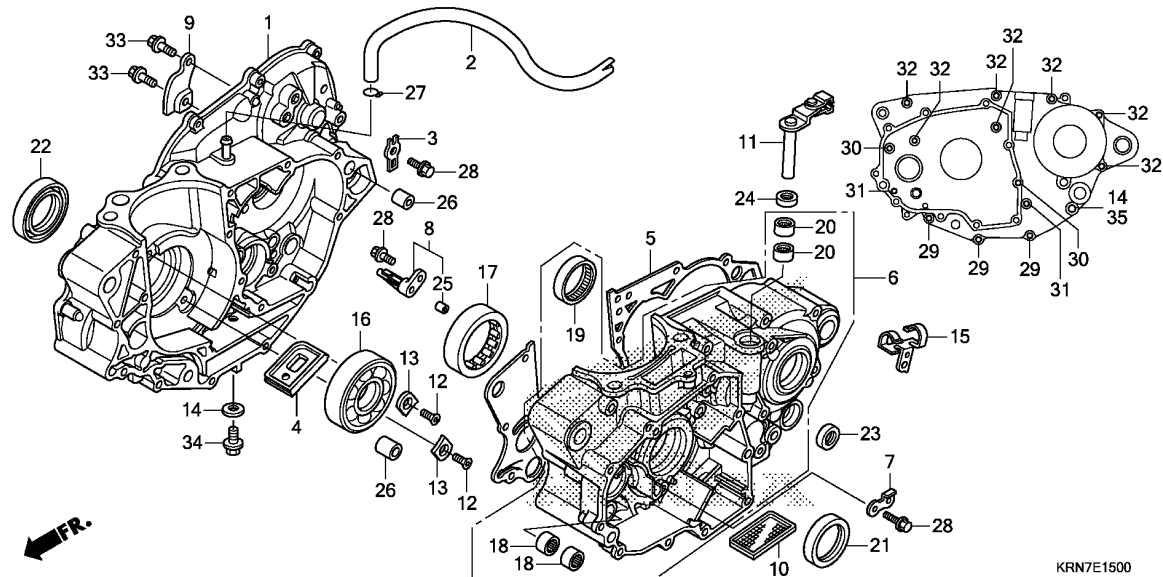
Ref. No.	Part No.	Description	Reqd. QTY	Serial No.	Parts catalogue code
			CRF250R E		
1	31110-KRN-A81	FLYWHEEL COMP. ....	1		
2	31120-KRN-A81	STATOR COMP. ....	1		
3	32112-KRN-A40	CLAMPER, CORD .....	1		
4	90005-896-000	BOLT, FLANGE, 5X16 .....	4		
5	90102-V02-000	BOLT, SOCKET, 5X25 .....	3		
6	90401-MEN-A30	WASHER, 12.1X24.5 .....	1		
7	94050-12000	NUT, FLANGE, 12MM .....	1		



Ref. No.	L.O.N.	(Relative ref. Number) Description	F.R.T.
2	1131C4	GEAR, OIL PUMP DRIVEN .....	0.4
3		(1,4)	
	1131C7	ROTOR, OIL PUMP .....	4.5
		.INCLUDES: Engine removal and installation	

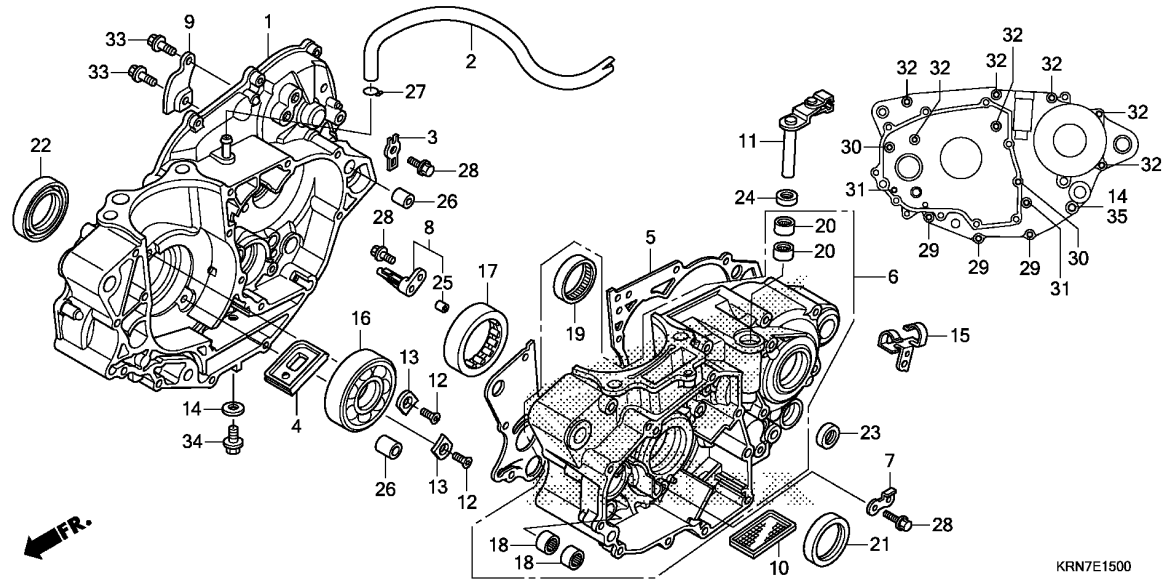
Ref. No.	Part No.	Description	Reqd. QTY	Serial No.	Parts catalogue code
			CRF250R E		
1	15111-KRN-A40	SHAFT, OIL PUMP .....	1		
2	15133-KRN-A40	GEAR, OIL PUMP DRIVEN(18T) ..	1		
3	15331-GF6-000	ROTOR, OIL PUMP INNER .....	1		
4	15332-GF6-000	ROTOR, OIL PUMP OUTER .....	1		
5	90652-KY4-900	CIRCLIP, 8MM .....	1		
6	96220-30178	ROLLER, 3X17.8 .....	1		





Ref. No.	L.O.N.	(Relative ref. Number) Description	F.R.T.
1	110120	CRANKCASE :RIGHT ..... .INCLUDES: Engine removal and installation	4.9
4	1101L3	ONE WAY VALVE, CRANKCASE ..... .INCLUDES: Engine removal and installation	4.4
5	110110	GASKET, CRANKCASE ..... .INCLUDES: Engine removal and installation	4.4
6	110115	CRANKCASE :LEFT ..... .INCLUDES: Engine removal and installation	4.9
	1101A2	CRANKCASE :BOTH ..... .INCLUDES: Engine removal and installation	5.4
8	1101G2	JET, PISTON OIL ..... .INCLUDES: Engine removal and installation	4.4
10	1131B5	SCREEN, OIL FILTER ..... .INCLUDES: Engine removal and installation	0.4
11	2121A7	LEVER, CLUTCH ..... .INCLUDES: Engine removal and installation	0.4
16	1101B7	BEARING, CRANKSHAFT :RIGHT ... .INCLUDES: Engine removal and installation	4.6
+17	1101B6	BEARING, CRANKSHAFT :LEFT ....	4.6

Ref. No.	Part No.	Description	Reqd. QTY	Serial No.	Parts catalogue code
			CRF250R E		
1	11100-KRN-A80	CRANKCASE COMP., R. ....	1		
2	11105-KRN-670	TUBE, BREATHER .....	1		
3	11106-MEN-A30	PLATE, TUBE GUIDE .....	1		
4	11110-MEN-A31	VALVE COMP., REED .....	1		
5	11191-KRN-A40	GASKET, CRANKCASE .....	1		
6	11200-KRN-A80	CRANKCASE COMP., L. ....	1		
7	11206-KRN-A40	PLATE, CAM CHAIN GUIDE .....	1		
8	11210-KRN-A40	JET COMP., PISTON, #70 .....	1		
9	15201-KRN-A40	PLATE, OIL GUIDE .....	1		
10	15421-MEN-A31	SCREEN, OIL FILTER .....	1		
11	22810-KRN-A80	LEVER COMP., CLUTCH LIFTER ..	1		
12	90001-MEN-850	SCREW, SPECIAL FLAT, 6X17 ...	2		
13	90441-MEN-A30	PLATE, BEARING HOLDER .....	2		
14	90474-333-000	WASHER, SEALING, 8MM .....	2		
15	90610-MEN-A30	GUIDE, TUBE .....	1		
16	91001-KRN-671	BEARING, RADIAL BALL, 30X72X16	1		
17	91002-KRN-A11	BEARING, SPECIAL ROLLER .....	1		
18	91006-HA0-003	BEARING, NEEDLE, 9MM(NTN) ...	2		
19	91022-KA4-740	BEARING, SHELL, 33X38X8(NTN)	1		
20	91053-719-005	BEARING, NEEDLE, 12X16X10(NTN)	2		
21	91201-MEB-671	OIL SEAL, 38X52X7(ARAI) .....	1		
22	91202-MEY-671	OIL SEAL, 39X56X7.5(ARAI) ...	1		
23	91203-KA4-771	OIL SEAL, 14X22X5(NOK) .....	1		
24	91205-MEB-671	OIL SEAL, 12X18X3(ARAI) .....	1		
25	94301-08100	DOWEL PIN, 8X10 .....	1		



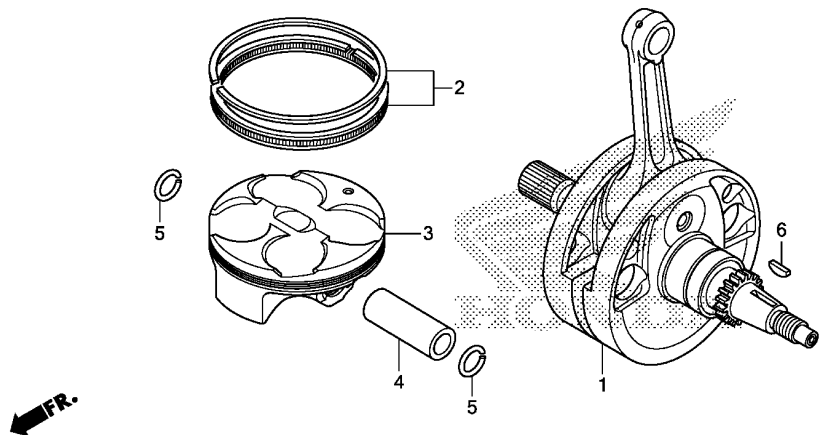
Ref. No.	L.O.N.	(Relative ref. Number) Description	F.R.T.
+17		.INCLUDES: Engine removal and installation	
1101G0		BEARING, CRANKSHAFT :BOTH ....	4.8
21	110131	OIL SEAL, CRANKSHAFT :LEFT ...	4.5
22	110132	OIL SEAL, CRANKSHAFT :RIGHT ..	4.5
	1101H3	OIL SEAL, CRANKSHAFT :BOTH ...	4.6
23	1101F9	OIL SEAL, GEARSHIFT SPINDLE ..	1.2

Ref. No.	Part No.	Description	Reqd. QTY	Serial No.	Parts catalogue code
			CRF250R E		
26	94301-14200	DOWEL PIN, 14X20 .....	2		
27	95002-02100	CLIP, TUBE(B10) .....	1		
28	96001-06012-00	BOLT, FLANGE, 6X12 .....	3		
29	96001-06045-00	BOLT, FLANGE, 6X45 .....	3		
30	96001-06050-00	BOLT, FLANGE, 6X50 .....	2		
31	96001-06055-00	BOLT, FLANGE, 6X55 .....	2		
32	96001-06070-00	BOLT, FLANGE, 6X70 .....	7		
33	96300-06012-00	BOLT, FLANGE, 6X12 .....	2		
34	96300-08020-00	BOLT, FLANGE, 8X20 .....	1		
35	96300-08070-00	BOLT, FLANGE, 8X70 .....	1		





2



KRN7E1600

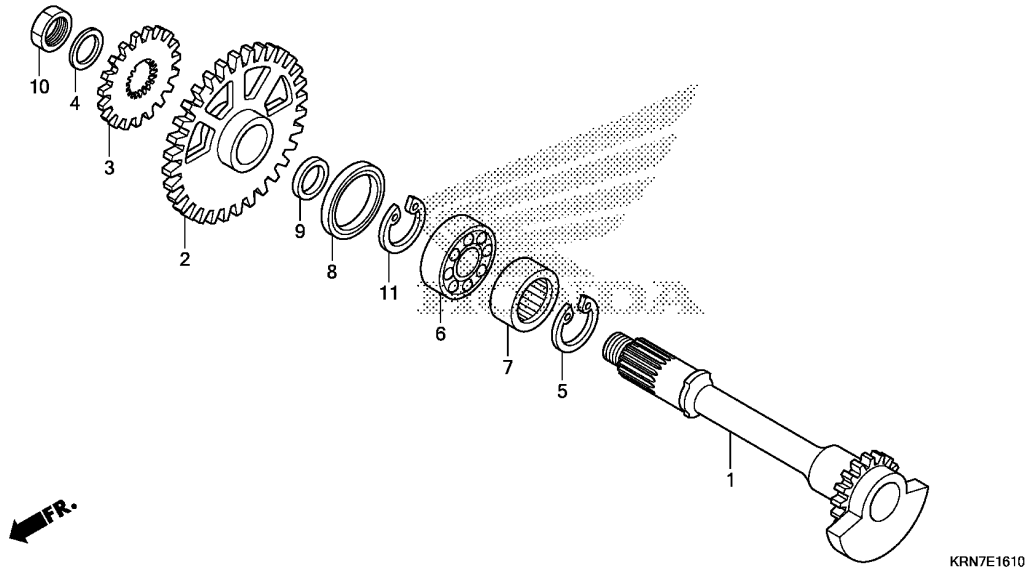
Ref. No.	L.O.N.	(Relative ref. Number) Description	F.R.T.
1	1101B5	CRANKSHAFT ..... INCLUDES: Engine removal and installation (2,4,5)	4.6
3	111103	PISTON RING AND/OR PISTON(ONE)	2.5

Ref. No.	Part No.	Description	Reqd. QTY CRF250R E	Serial No.	Parts catalogue code
1	13000-KRN-A60	CRANKSHAFT COMP. ....	1		
2	13011-KRN-A40	RING SET, PISTON .....	1		
3	13101-KRN-A80	PISTON .....	1		
4	13111-KRN-A80	PIN, PISTON .....	1		
5	13112-MEE-000	CLIP, PISTON PIN, 16MM .....	2		
6	13331-360-000	KEY, SPECIAL WOODRUFF, 25X14	1		

E-16-10

BALANCER

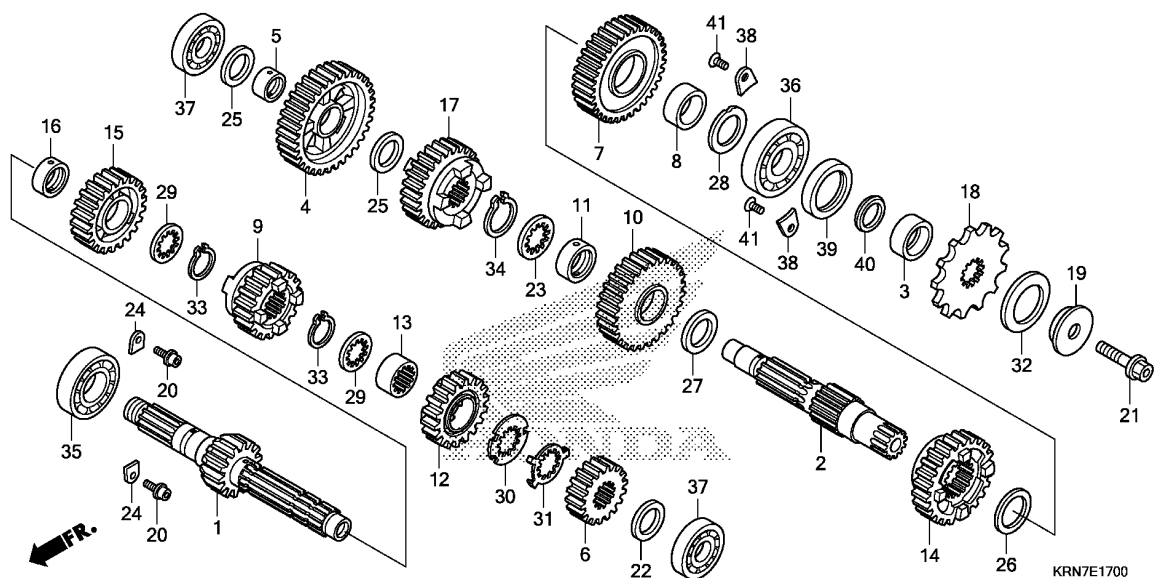
E 2



Ref. No.	L.O.N.	(Relative ref. Number) Description	F.R.T.
1	110185	SHAFT, BALANCER .....	1.2
2	1101L5	GEAR, BALANCER DRIVEN .....	0.8
3	1101F8	GEAR, WATER PUMP DRIVE .....	0.8
6	1101G4	BEARING, BALANCER SHAFT :RIGHT	1.4
7	1101G3	BEARING, BALANCER SHAFT :LEFT	1.4
	1101G5	BEARING, BALANCER SHAFT :BOTH	1.6

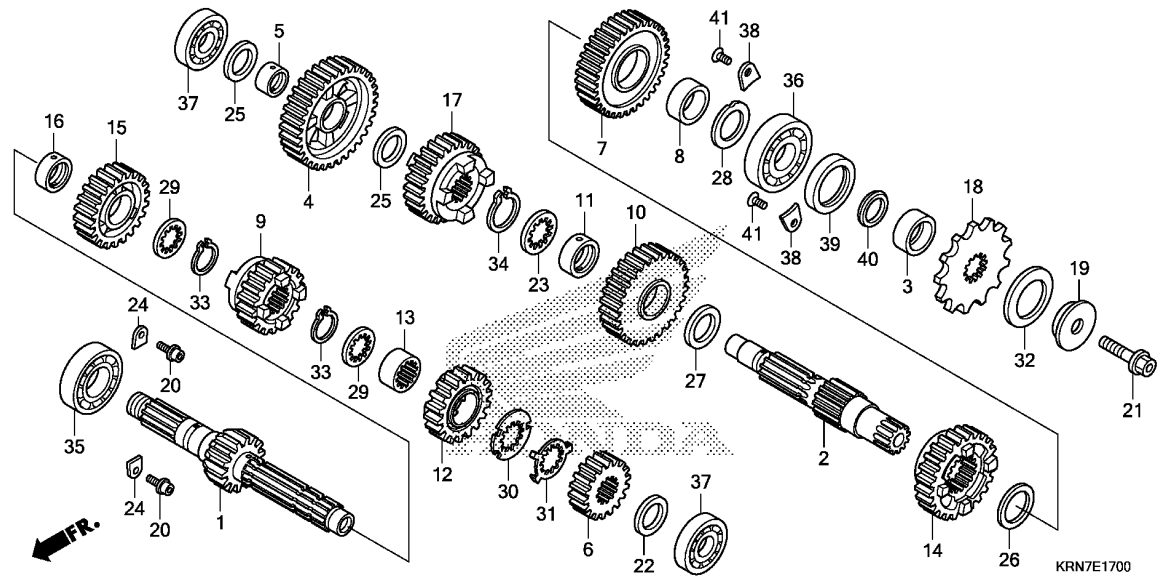
Ref. No.	Part No.	Description	Reqd. QTY	Serial No.	Parts catalogue code
			CRF250R E		
1	13420-KRN-A40	SHAFT COMP., BALANCER .....	1		
2	13422-KRN-A40	GEAR, BALANCER DRIVEN(32T) ..	1		
3	19245-KRN-A40	GEAR, WATER PUMP DRIVE(19T) ..	1		
4	90401-KFC-900	WASHER, 12X22.5 .....	1		
5	90604-MEB-670	CIRCLIP, SPECIAL, 33MM .....	1		
6	91001-MEN-A31	BEARING, RADIAL BALL SPECIAL, 6202	1		
7	91008-KRN-A41	BEARING, ROLLER, 20X32X13 ...	1		
8	91205-KE1-004	OIL SEAL, 24X36X8 .....	1		
9	91301-KRN-A41	D-RING, 15MM .....	1		
10	94002-12200-0S	NUT, HEX., 12MM .....	1		
11	94520-36000	CIRCLIP, INTERNAL, 36 .....	1		

2



Ref. No.	L.O.N.	(Relative ref. Number) Description	F.R.T.
1		(6,9,12,15)	
210141		MAINSHAFT, TRANSMISSION .....	4.6
		.INCLUDES: Engine removal and installation	
210141A		.Replace countershaft add ....	0.2
2		(4,7,10,14,17)	
210142		COUNTERSHAFT, TRANSMISSION ...	4.6
		.INCLUDES: Engine removal and installation	
210142A		.Replace mainshaft add .....	0.2
18	213135	SPROCKET, DRIVE .....	0.2
35	2101C5	BEARING, MAINSHAFT :RIGHT ....	4.6
		.INCLUDES: Engine removal and installation	
36	2101C7	BEARING, COUNTERSHAFT :LEFT ..	4.6
		.INCLUDES: Engine removal and installation	
37	2101C2	BEARING, MAINSHAFT :LEFT .....	4.6
		.INCLUDES: Engine removal and installation	
		2101C6 BEARING, MAINSHAFT :BOTH .....	4.8
		.INCLUDES: Engine removal and installation	
+	2101C8	BEARING, COUNTERSHAFT :RIGHT ..	4.6

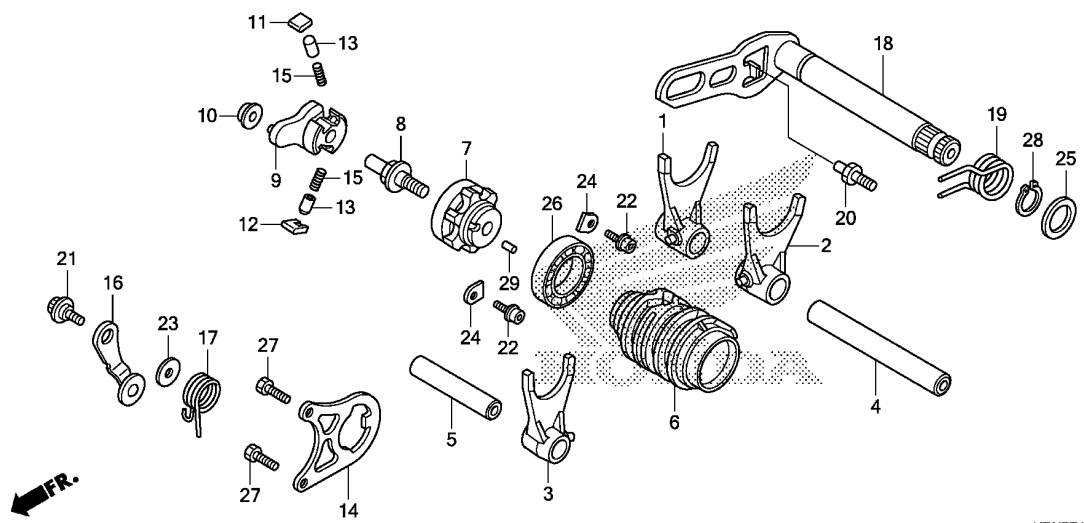
Ref. No.	Part No.	Description	Reqd. QTY	Serial No.	Parts catalogue code
			CRF250R E		
1	23210-KRN-A80	MAINSHAFT COMP.(14T) .....	1		
2	23221-KRN-A80	COUNTERSHAFT .....	1		
3	23225-KSC-670	COLLAR, COUNTERSHAFT .....	1		
4	23411-KRN-A80	GEAR, COUNTERSHAFT LOW(33T) ..	1		
5	23413-KRN-A40	COLLAR, 17MM .....	1		
6	23421-KRN-A80	GEAR, MAINSHAFT SECOND(18T) ..	1		
7	23431-KRN-A80	GEAR, COUNTERSHAFT SECOND(34T)	1		
8	23432-KRN-A40	COLLAR, 24MM .....	1		
9	23441-KRN-A80	GEAR, MAINSHAFT THIRD(18T) ..	1		
10	23451-KRN-A80	GEAR, COUNTERSHAFT THIRD(28T)	1		
11	23452-KSC-670	COLLAR, COUNTERSHAFT THIRD			
		GEAR	1		
12	23461-KRN-A80	GEAR, MAINSHAFT FOURTH(18T) ..	1		
13	23462-KRN-A40	COLLAR, MAINSHAFT FOURTH	1		
14	23471-KRN-A80	GEAR, COUNTERSHAFT FOURTH(24T)	1		
15	23481-KRN-A80	GEAR, MAINSHAFT FIFTH(22T) ..	1		
16	23482-KRN-A40	COLLAR, 20MM .....	1		
17	23491-KRN-A80	GEAR, COUNTERSHAFT FIFTH(25T)	1		
18	23801-KSR-A00	SPROCKET, DRIVE(13T) .....	1		
19	23802-KSC-670	COLLAR, DRIVE SPROCKET .....	1		
20	90071-MF5-000	BOLT, FLANGE SOCKET, 6X14 ....	2		
21	90112-413-000	BOLT, UBS, 8X33 .....	1		
22	90403-HN8-000	WASHER, SPECIAL, 17MM .....	1		
23	90404-KW3-000	WASHER, THRUST INVOLUTE,			
		22X21X1	1		



Ref. No.	L.O.N.	(Relative ref. Number) Description	F.R.T.
+37		.INCLUDES: Engine removal and installation	
2101C9		BEARING, COUNTERSHAFT :BOTH ..	4.8
2101D4		BEARING, MAINSHAFT AND COUNTERSHAFT :ALL .....	5.0
		.INCLUDES: Engine removal and installation	

Ref. No.	Part No.	Description	Reqd. QTY	Serial No.	Parts catalogue code
			CRF250R E		
24	90441-KRM-840	PLATE, BEARING HOLDER .....	2		
25	90446-357-000	WASHER, THRUST, 17.2MM .....	2		
26	90452-KSR-A00	WASHER, 24X32X1 .....	1		
27	90452-KZ4-000	WASHER, THRUST, 22X30X1 .....	1		
28	90453-KRN-A80	WASHER, 22X33X1.5 .....	1		
29	90455-HM8-A40	WASHER, SPLINE, 20MM .....	2		
30	90461-KRN-A80	WASHER, SPLINE, 20MM .....	1		
31	90462-KRN-A80	WASHER, LOCK, 20MM .....	1		
32	90501-KSC-670	WASHER, SPRING, 24MM .....	1		
33	90601-360-000	SET RING, 20MM .....	2		
34	90602-360-000	SET RING, 22MM .....	1		
35	91004-KSC-671	BEARING, RADIAL BALL, 22X47X14	1		
36	91005-KRN-A41	BEARING, RADIAL BALL, 22X52X14	1		
37	91006-MEN-A71	BEARING, RADIAL BALL, 17X40X11	2		
38	91012-KRN-A40	PLATE, COUNTERSHAFT BEARING	2		
39	91201-KSR-A01	OIL SEAL, 28X37X7 .....	1		
40	91301-KSR-A01	D-RING, 22MM .....	1		
41	93600-06010-0H	SCREW, FLAT, 6X10 .....	2		

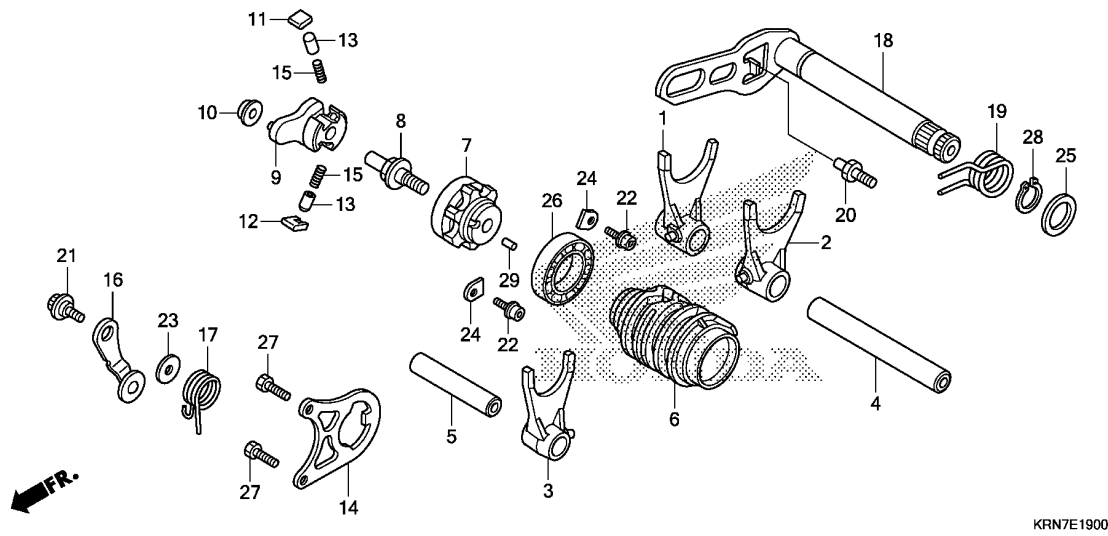




KRN7E1900

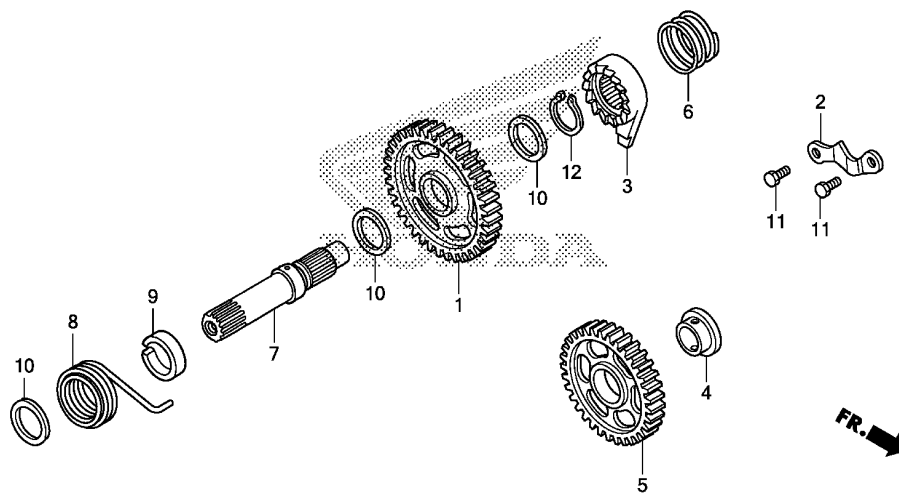
Ref. No.	L.O.N.	(Relative ref. Number) Description	F.R.T.
1	(2,3)		
210112		FORK, GEARSHIFT ..... .INCLUDES: Engine removal and installation .NOTE: Same time for two units or more	4.6
6	2101A9	DRUM, GEARSHIFT ..... .INCLUDES: Engine removal and installation	4.6
7	2101B2	CENTER, GEARSHIFT DRUM ..... (11,12,13,15)	1.4
9	2101B3	SHIFTER, GEARSHIFT DRUM ..... (17)	1.2
14	2101B4	PLATE, GUIDE ..... (17)	1.2
16	210125	STOPPER OR SPRING, SHIFT DRUM (19)	1.3
18	210122	SPINDLE, GEARSHIFT ..... (19)	1.2

Ref. No.	Part No.	Description	Reqd. QTY	Serial No.	Parts catalogue code
			CRF250R E		
1	24211-KRN-A40	FORK, R. GEARSHIFT .....	1		
2	24221-KRN-A40	FORK, L. GEARSHIFT .....	1		
3	24231-KRN-A40	FORK, CENTER GEARSHIFT .....	1		
4	24241-KSC-670	SHAFT A, SHIFT FORK .....	1		
5	24242-KRN-A40	SHAFT B, SHIFT FORK .....	1		
6	24311-KRN-A80	DRUM, GEARSHIFT .....	1		
7	24312-KRN-A30	CENTER, GEARSHIFT DRUM .....	1		
8	24315-HA0-000	PIN, SHIFTER .....	1		
9	24321-MEB-670	SHIFTER, DRUM .....	1		
10	24322-MM4-000	COLLAR, SHIFTER .....	1		
11	24324-KA3-711	PAWL A, RATCHET .....	1		
12	24325-KA3-711	PAWL B, RATCHET .....	1		
13	24326-KBH-901	PLUNGER, PAWL .....	2		
14	24328-KRN-A40	PLATE, GUIDE .....	1		
15	24329-KA3-740	SPRING, PAWL PLUNGER .....	2		
16	24430-KRN-A30	STOPPER COMP., GEARSHIFT DRUM	1		
17	24435-KSE-670	SPRING, DRUM STOPPER .....	1		
18	24610-KRN-A41	SPINDLE COMP., GEARSHIFT ...	1		
19	24651-MEB-670	SPRING, GEARSHIFT RETURN ....	1		
20	24652-KRN-A40	PIN, GEARSHIFT RETURN SPRING	1		
21	90022-MG8-000	PIVOT, SHIFT DRUM STOPPER ARM	1		
22	90071-MF5-000	BOLT, FLANGE SOCKET, 6X14 ...	2		
23	90435-HB3-000	WASHER, 6.1MM .....	1		
24	90441-KRM-840	PLATE, BEARING HOLDER .....	2		
25	90451-155-000	WASHER, 14MM .....	1		



Ref. No.	Part No.	Description	Reqd. QTY	Serial No.	Parts catalogue code
			CRF250R E		
26	91004-KY4-900	BEARING, RADIAL BALL, 6905U	1		
27	93301-06016-0A	BOLT, HEX., 6X16	2		
28	94510-14000	CIRCLIP, EXTERNAL, 14MM	1		
29	96220-40080	ROLLER, 4X8	1		

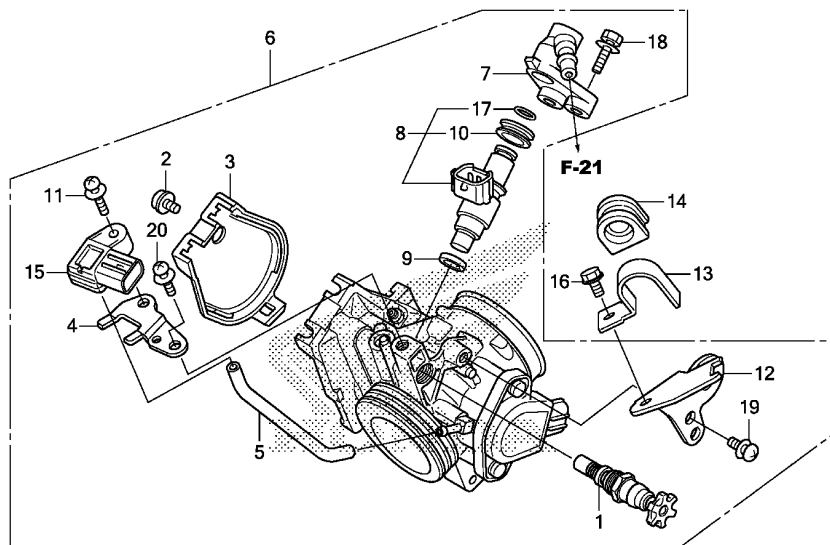




KRN7E2000

Ref. No.	L.O.N.	(Relative ref. Number) Description	F.R.T.
1	1121A0	PINION, KICK STARTER .....	1.2
3		(6)	
	1121A1	RATCHET, KICK(RECOIL) STARTER	1.2
5	612135	GEAR, STARTER IDLE .....	1.1
7	1121A2	SPINDLE, KICK STARTER .....	1.2
8		(9)	
	112103	SPRING, KICK STARTER RETURN ..	1.1

Ref. No.	Part No.	Description	Reqd. QTY	Serial No.	Parts catalogue code
1	28210-KRN-A40	PINION COMP., KICK STARTER (37T)	1		
2	28215-KRN-A80	PLATE, RATCHET GUIDE .....	1		
3	28221-KRN-A40	RATCHET, STARTER .....	1		
4	28222-KK0-000	BUSH, 15MM .....	1		
5	28231-KRN-A40	GEAR, STARTER IDLE(33T) .....	1		
6	28242-KA3-710	SPRING, RATCHET .....	1		
7	28251-KRN-A40	SPINDLE, KICK STARTER .....	1		
8	28261-KRN-A40	SPRING, KICK STARTER .....	1		
9	28282-KZ4-B00	COLLAR, KICK SPINDLE .....	1		
10	90501-444-000	WASHER, 16.8X24 .....	3		
11	93301-06016-0A	BOLT, HEX., 6X16 .....	2		
12	94510-16000	CIRCLIP, EXTERNAL, 16MM .....	1		



KRN7E2300

Ref. No.	L.O.N.	(Relative ref. Number) Description	F.R.T.
1	311125	VALVE, STARTER .....	1.0
6	311132	BODY ASSY., THROTTLE .....	1.0
8		(7,9,17)	
	311145	INJECTOR, FUEL .....	1.1
15	617116	SENSOR, MAP .....	0.4

Ref. No.	Part No.	Description	Reqd. QTY	Serial No.	Parts catalogue code
			CRF250R E		
1	16046-KRN-A41	VALVE COMP., STARTER .....	1		
2	16080-HP1-601	BOLT, COVER .....	1		
3	16157-MEN-A31	COVER, BODY .....	1		
4	16191-KRN-A41	STAY, PB SENSOR .....	1		
5	16199-KRN-A41	TUBE .....	1		
6	16400-KRN-A71	THROTTLE BODY ASSY.(GQ28A A)	1		
7	16422-MEN-A31	JOINT, INJECTOR .....	1		
8	16450-KRN-A41	INJECTOR ASSY., FUEL .....	1		
9	16472-MCW-000	SEAL RING, INJECTOR .....	1		
10	16473-P7A-004	CUSHION RING, INJECTOR .....	1		
11	16542-MEL-003	BOLT-WASHER, 6X18 .....	1		
12	17567-MEN-A31	BASE, CLAMP .....	1		
13	17568-HP5-600	CLAMPER, FUEL HOSE .....	1		
14	17579-HP5-600	RUBBER, FUEL FEED HOSE .....	1		
15	37830-MEL-003	SENSOR ASSY., MAP .....	1		
16	90002-892-000	BOLT, FLANGE, 5X10 .....	1		
17	91301-P7A-004	O-RING, 7.8X1.9 .....	1		
18	93401-05020-00	BOLT-WASHER, 5X20 .....	2		
19	93892-05012-18	SCREW-WASHER, 5X12 .....	1		
20	93892-06014-18	SCREW-WASHER, 6X14 .....	1		

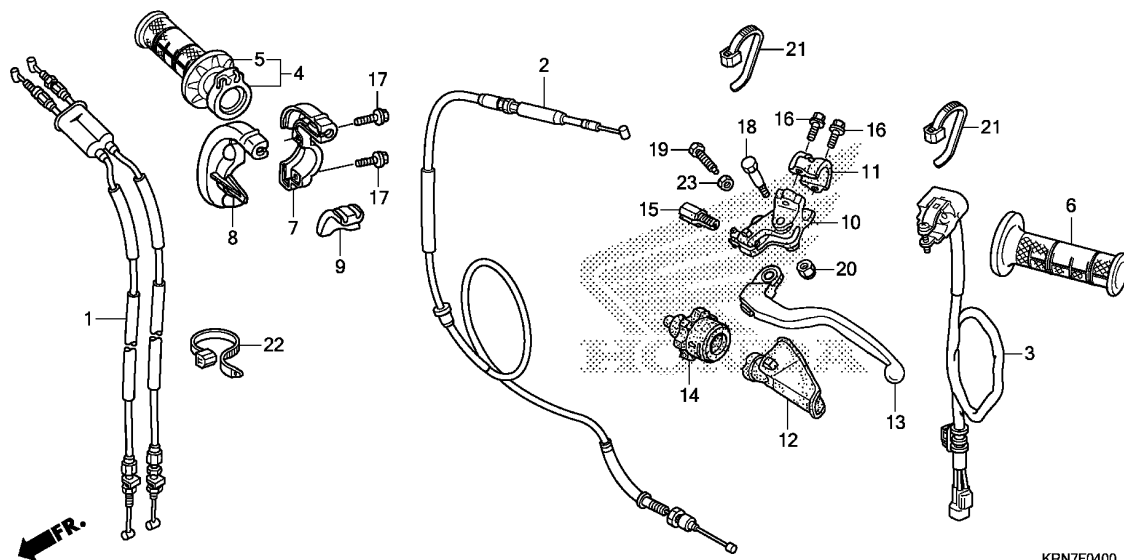




F-4

HANDLE LEVER/SWITCH/CABLE

F 1



Ref. No.	L.O.N.	(Relative ref. Number) Description	F.R.T.
1	811100	CABLE, THROTTLE .....	0.7
2	811115	CABLE, CLUTCH .....	0.3
3	6151D8	SWITCH, ENGINE STOP .....	0.2
4		(9)	
	810150	GRIP, THROTTLE .....	0.1
5	8101C1	GRIP, HANDLE :RIGHT .....	0.2
6	8101C0	GRIP, HANDLE :LEFT .....	0.1
7		(8)	
	810155	HOUSING, THROTTLE .....	0.2
		.NOTE: Same time for two units	
10	8101C8	BRACKET, HANDLE LEVER :LEFT ..	0.2
13	8101C6	LEVER, HANDLE :LEFT .....	0.1
	8101F5	LEVER, HANDLE :BOTH .....	0.2

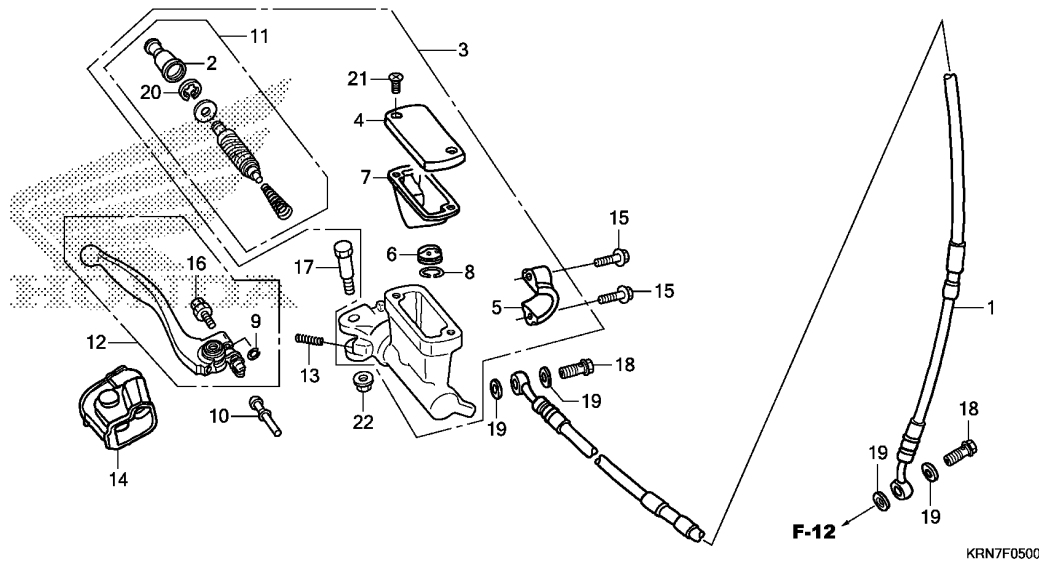
KRN7F0400

Ref. No.	Part No.	Description	Reqd. QTY	Serial No.	Parts catalogue code
			CRF250R E		
1	17910-KRN-A82	CABLE COMP., THROTTLE .....	1		
2	22870-KRN-A80	CABLE COMP., CLUTCH .....	1		
3	35130-KRN-A81	SWITCH ASSY., ENGINE STOP & INDICATOR	1		
4	53140-KRN-A30	GRIP COMP., THROTTLE .....	1		
5	53165-KRN-A30	GRIP, R. HANDLE .....	1		
6	53166-KRN-A30	GRIP, L. HANDLE .....	1		
7	53167-MEB-672	HOUSING, UPPER THROTTLE .....	1		
8	53168-MEB-671	HOUSING, UNDER THROTTLE .....	1		
9	53169-MEB-670	SLIDER, THROTTLE CABLE .....	1		
10	53172-KSK-670	BRACKET, L. HANDLE LEVER .....	1		
11	53174-KCE-670	HOLDER, L. LEVER BRACKET .....	1		
12	53177-KSK-670	COVER, L. HANDLE LEVER .....	1		
13	53178-MEN-A01	LEVER, L. STEERING HANDLE .....	1		
14	53179-MEN-671	DIAL, CLUTCH CABLE ADJUSTING ..	1		
15	53192-MEN-670	BOLT, WIRE ADJUSTING .....	1		
16	90102-MEN-A60	BOLT, 6X22 .....	2		
17	90106-MEN-A60	BOLT, 6X20 .....	2		
18	90113-429-770	BOLT, HANDLE LEVER PIVOT .....	1		
19	90118-MEN-670	BOLT, LEVER ADJUSTING .....	1		
20	90301-782-000	NUT, U, 6MM .....	1		
21	90650-KV6-003	BAND, WIRE, 95MM .....	2		
22	90650-MA6-720	BAND, WIRE HARNESS .....	1		
23	94001-06000-0S	NUT, HEX., 6MM .....	1		

**F-5**

**FR. BRAKE MASTER CYLINDER**

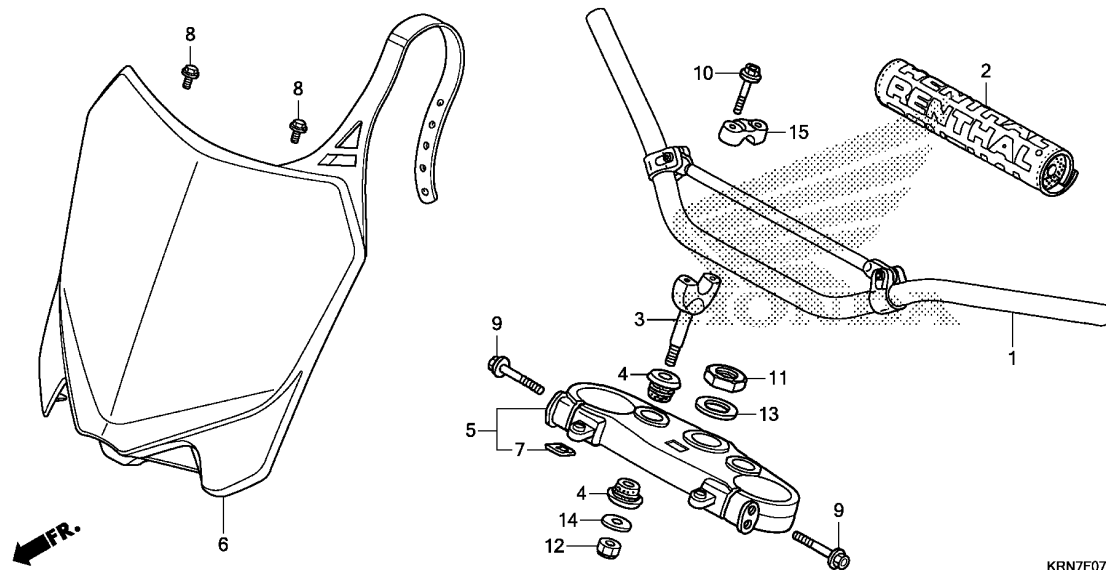
**F 2**



Ref. No.	L.O.N.	(Relative ref. Number) Description	F.R.T.
1	7121A0	HOSE, FRONT BRAKE ..... .INCLUDES: Bleed brakes	0.4
3	712105	CYLINDER, FRONT BRAKE MASTER - .INCLUDES: Bleed brakes	0.4
7	7121G6	DIAPHRAGM, FRONT BRAKE MASTER CYLINDER .....	0.1
11	7121G9	PISTON SET, FRONT BRAKE MASTER .INCLUDES: Bleed brakes	0.4
12		(10)	
	8101C7	LEVER, HANDLE :RIGHT .....	0.1
	8101F5	LEVER, HANDLE :BOTH .....	0.2

Ref. No.	Part No.	Description	Reqd. QTY	Serial No.	Parts catalogue code
			CRF250R E		
1	45125-KRN-A31	HOSE COMP., FR. BRAKE .....	1		
2	45504-MEN-J01	BOOT COMP. ....	1		
3	45510-MEN-J01	CYLINDER SUB ASSY., FR. MASTER	1		
4	45513-KCE-671	CAP, MASTER CYLINDER .....	1		
5	45517-GW0-751	HOLDER, MASTER CYLINDER .....	1		
6	45518-MEN-J01	SEPARATOR COMP. ....	1		
7	45520-KA3-731	DIAPHRAGM .....	1		
8	45523-KA3-731	RING .....	1		
9	45523-MEB-003	RING .....	1		
10	45525-MEN-J01	ROD, PUSH .....	1		
11	45530-MEN-J01	PISTON SET, MASTER CYLINDER -	1		
12	53171-MEN-J01	LEVER COMP., R. STEERING HANDLE	1		
13	53174-KN5-006	SPRING, BRAKE LEVER .....	1		
14	53176-MEN-J01	COVER, R. HANDLE LEVER .....	1		
15	90102-MEN-A60	BOLT, 6X22 .....	2		
16	90111-MEB-003	BOLT SET, ADJUSTING .....	1		
17	90114-MEN-J01	BOLT, HANDLE LEVER .....	1		
18	90145-MS9-612	BOLT, OIL, 10X22 .....	2		
19	90545-300-000	WASHER, OIL BOLT .....	4		
20	90651-MA5-671	CIRCLIP .....	1		
21	93600-04012-1G	SCREW, FLAT, 4X12 .....	2		
22	94050-06000	NUT, FLANGE, 6MM .....	1		





Ref. No.	L.O.N.	(Relative ref. Number) Description	F.R.T.
1	810100	PIPE, STEERING HANDLE .....	0.4
3	8101B9	HOLDER, HANDLE :LOWER .....	0.2
	8101B9A	.Replace 1 handle holder add .....	0.1
5	510110	BRIDGE, FORK TOP .....	0.4
6	4131K8	PLATE, FRONT NUMBER .....	0.1

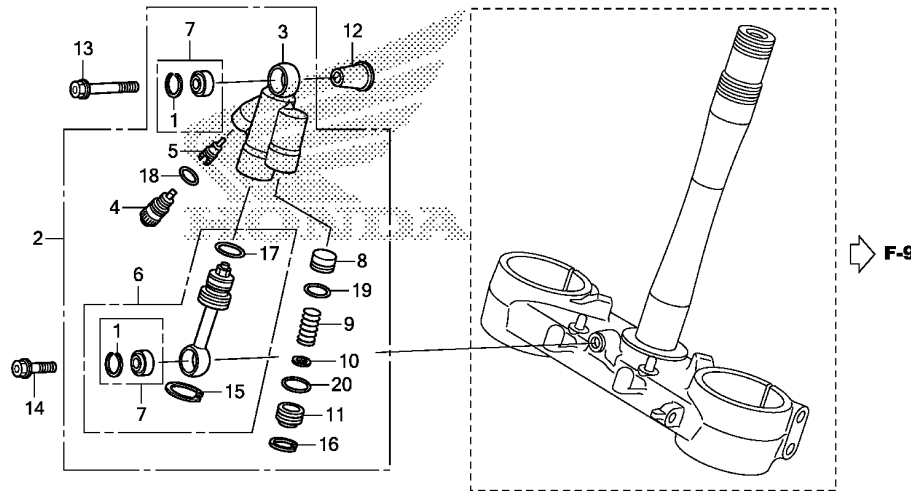
KRN7F0700

Ref. No.	Part No.	Description	Reqd. QTY	Serial No.	Parts catalogue code
			CRF250R E		
1	53100-MEN-670	PIPE, STEERING HANDLE .....	1		
2	53121-MEN-671	PROTECTOR, HANDLE .....	1		
3	53132-KA3-831	HOLDER, HANDLE UNDER .....	(2)		
	53132-KZ4-J20	.....	2		
4	53133-KA3-832	CUSHION, HANDLE PIPE .....	4		
5	53300-KRN-A71	BRIDGE COMP., FORK TOP .....	1		
6	61136-MEN-A70ZA	PLATE, FR. NUMBER			
	*NH196*	.....ROSS WHITE	1		
7	86150-KPG-901	EMBLEM, PRODUCT(MARUI) .....	1		
	86150-KPG-902	EMBLEM, PRODUCT(UEHARA) .....	1		
8	90004-GHB-600	BOLT, FLANGE, 6X10(NSHF) .....	2		
9	90107-KZ4-J40	BOLT, FLANGE, 8X45 .....	4		
10	90124-KZ4-J40	BOLT, FLANGE, 8X35 .....	4		
11	90304-KZ4-J30	NUT, STEERING STEM .....	1		
12	90306-KZ4-711	NUT, U, 10MM .....	2		
13	90503-KZ4-J40	WASHER, STEERING STEM .....	1		
14	90507-KA3-830	WASHER, PLAIN, 10MM .....	2		
15	95014-22100	HOLDER B1, HANDLE PIPE UPPER	2		

# F-8

# STEERING DAMPER

F 4



KRN7F0800

Ref. No.	L.O.N.	(Relative ref. Number) Description	F.R.T.
2	5101C4	DAMPER, STEERING .....	0.2
3	5101G4	CASE, STEERING DAMPER .....	0.8
6	5101G3	ROD ASSY., STEERING DAMPER ...	0.4
7	5101G2	BEARING, STEERING DAMPER .....	0.4
8	5101G2A	.Replace 1 bearing add .....	0.1
		(4,5,18,19)	
	5101G5	PISTON, STEERING DAMPER .....	0.3

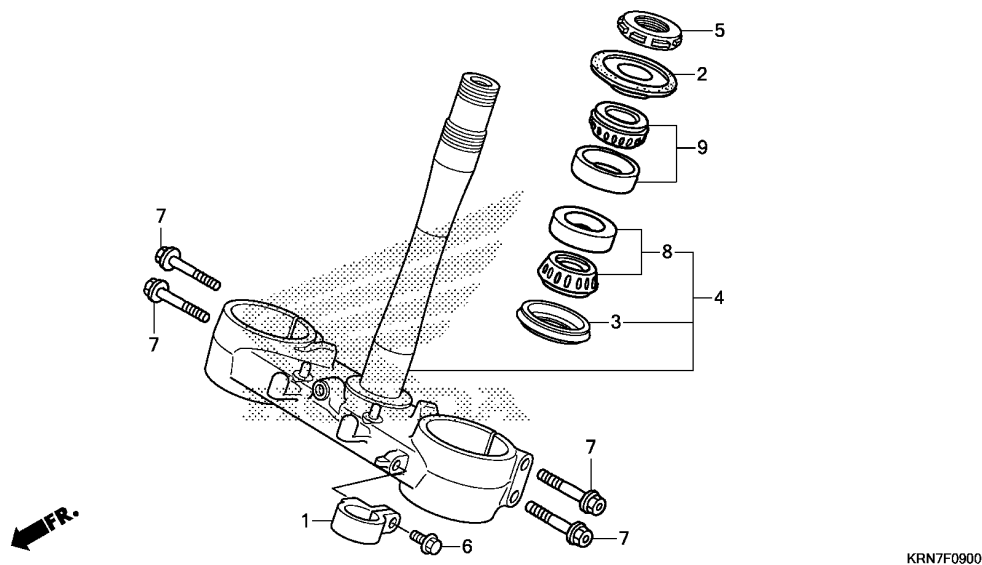
Ref. No.	Part No.	Description	Reqd. QTY	Serial No.	Parts catalogue code
			CRF250R E		
1	52487-MEN-A11	RING, STOPPER .....	2		
2	53700-KRN-A71	DAMPER ASSY., STEERING .....	1		
3	53701-MEN-A51	CASE, DAMPER .....	1		
4	53711-MEN-A51	BOLT COMP., PLUG .....	1		
5	53712-MEN-A51	PIECE, ADJUST .....	1		
6	53721-KRN-A71	ROD COMP., PISTON .....	1		
7	53731-MEN-A11	BEARING COMP. ....	2		
8	53754-MEN-A11	PISTON, FREE .....	1		
9	53755-MEN-A51	SPRING, RETURN .....	1		
10	53756-KRN-A71	WASHER .....	1		
11	53757-MEN-A11	CAP, END .....	1		
12	53782-MEN-A70	COLLAR, STEERING DAMPER .....	1		
13	90124-MEN-A10	BOLT, 7X51.5 .....	1		
14	90125-MEN-A10	BOLT, 7X25 .....	1		
15	90651-MEN-A51	CIRCLIP(26) .....	1		
16	90652-MEN-A11	CIRCLIP(17.3) .....	1		
17	91256-ML3-791	O-RING, 21.9X2 .....	1		
18	91351-MEN-A11	O-RING, 9.5X1.5 .....	1		
19	91352-MEN-A11	O-RING, 11X1.9 .....	1		
20	91353-MEN-A11	O-RING, 13.5X1.5 .....	1		

3

F-9

STEERING STEM

F 5



Ref. No.	L.O.N.	(Relative ref. Number) Description	F.R.T.
4	510100	STEM OR SHAFT ASSY., STEERING (2)	0.7
5	5101B2	THREAD, STEERING HEAD TOP ....	0.5
8	5101B7	BEARING, HEAD PIPE :LOWER ....	0.9
9	5101B6	BEARING, HEAD PIPE :UPPER ....	0.7
	5101C7	BEARING, HEAD PIPE :BOTH .....	0.9

KRN7F0900

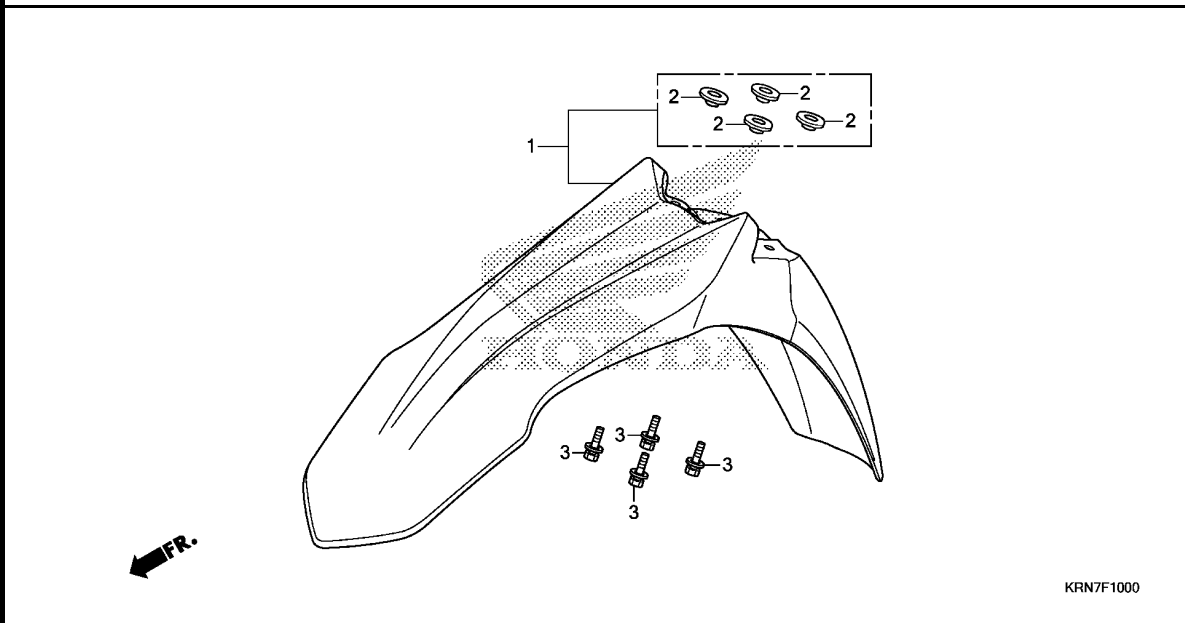
3

Ref. No.	Part No.	Description	Reqd. QTY	Serial No.	Parts catalogue code
			CRF250R E		
1	45468-MEN-A30	GUIDE, FR. BRAKE HOSE .....	1		
2	53214-KZ3-861	DUST SEAL, STEERING HEAD(ARAI)	1		
3	53214-KZ4-701	DUST SEAL, STEERING HEAD(ARAI)	1		
4	53219-KRN-A80	STEM SUB ASSY., STEERING ....	1		
5	53229-KZ4-J30	THREAD, STEERING HEAD TOP ...	1		
6	90106-MJ0-000	BOLT, FLANGE, 6X16 .....	1		
7	90107-KZ4-J40	BOLT, FLANGE, 8X45 .....	4		
8	91015-KZ4-701	BEARING, HEAD PIPE(NTN) .....	1		
9	91051-MEN-A31	BEARING, HEAD PIPE .....	1		

F-10

FRONT FENDER

F 6



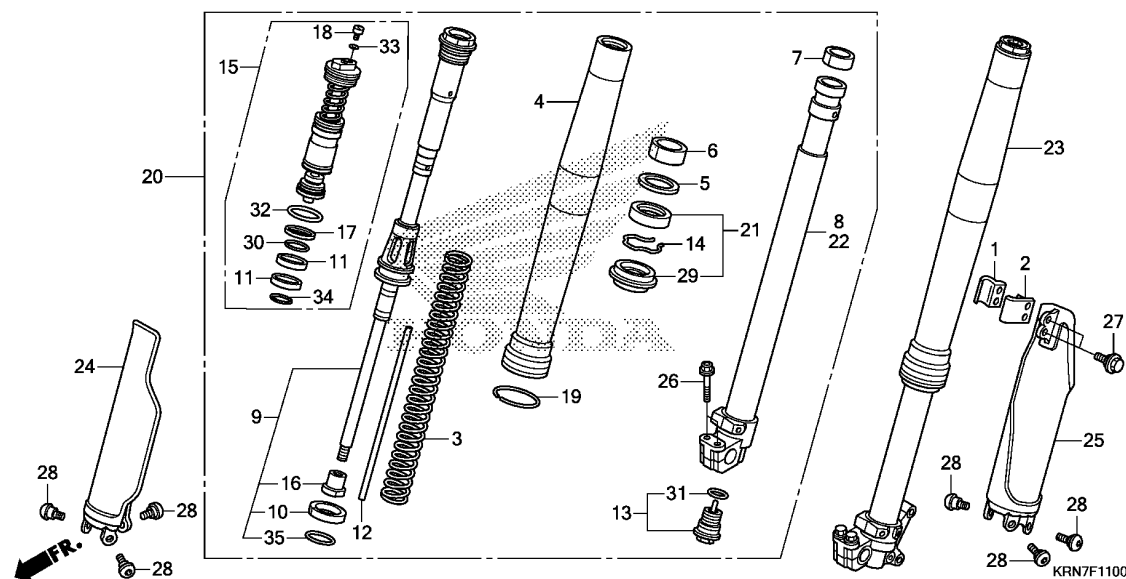
Ref. No.	L.O.N.	(Relative ref. Number) Description	F.R.T.
----------	--------	------------------------------------	--------

1	4131B7	FENDER, FRONT .....	0.1
---	--------	---------------------	-----

Ref. No.	Part No.	Description	Reqd. QTY	Serial No.	Parts catalogue code
----------	----------	-------------	-----------	------------	----------------------

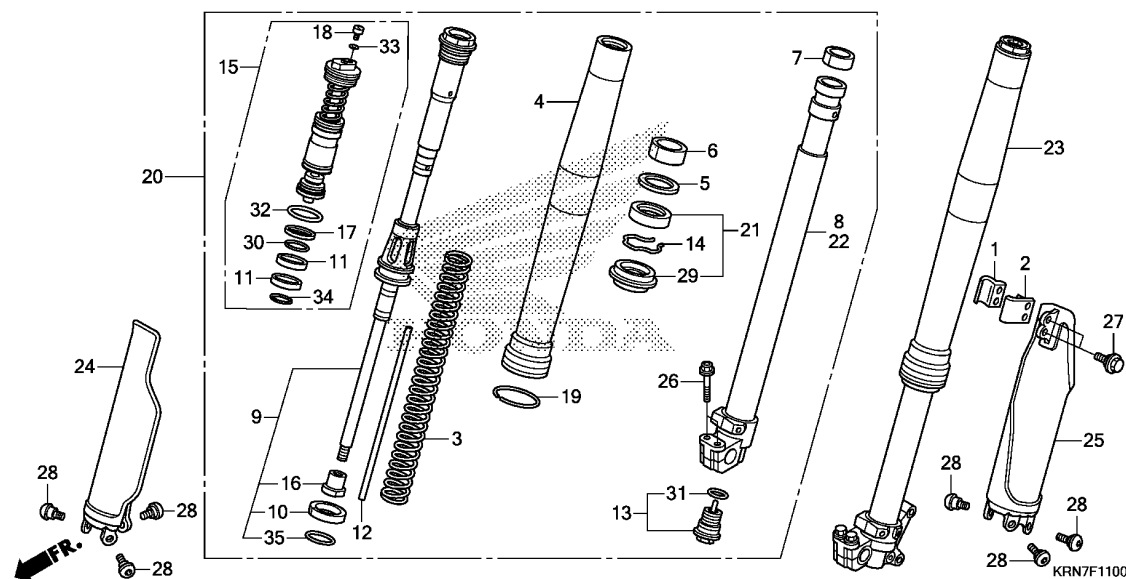
1	61110-MEN-A70ZA	FENDER ASSY., FR. *R292R*.....EXTREME RED	1		
2	90512-KZ4-J20	COLLAR, FR. FENDER .....	4		
3	93404-06016-08	BOLT-WASHER, 6X16 .....	4		

3



Ref. No.	L.O.N.	(Relative ref. Number) Description	F.R.T.
3		(10,35)	
		5111C5 SPRING, FRONT FORK :LEFT .....	0.8
		5111C6 SPRING, FRONT FORK :RIGHT ....	0.8
		5111C7 SPRING, FRONT FORK :BOTH .....	1.3
4		5111C8 TUBE, OUTER :LEFT .....	1.0
		5111C9 TUBE, OUTER :RIGHT .....	1.0
		5111D0 TUBE, OUTER :BOTH .....	1.7
8		(6,7)	
		5111D5 PIPE, SLIDE :RIGHT .....	1.0
9		5111D8 DAMPER, FRONT FORK :LEFT .....	1.0
		5111D9 DAMPER, FRONT FORK :RIGHT .....	1.0
		5111E0 DAMPER, FRONT FORK :BOTH .....	1.7
15		(11,30,32,34)	
		5111E4 BOLT, FRONT FORK :LEFT .....	1.0
		5111E5 BOLT, FRONT FORK :RIGHT .....	1.0
		5111E6 BOLT, FRONT FORK :BOTH .....	1.7
20		5111C3 FORK ASSY., FRONT :RIGHT .....	0.4
21		5111E7 SEAL SET, FRONT FORK :LEFT ...	0.9
		5111E8 SEAL SET, FRONT FORK :RIGHT ..	0.9
		5111E9 SEAL SET, FRONT FORK :BOTH ...	1.5
22		(6,7)	
		5111D4 PIPE, SLIDE :LEFT .....	1.0
		5111D6 PIPE, SLIDE :BOTH .....	1.7
23		5111C2 FORK ASSY., FRONT :LEFT .....	0.4
		5111C4 FORK ASSY., FRONT :BOTH .....	0.5

Ref. No.	Part No.	Description	Reqd. QTY	Serial No.	Parts catalogue code
			CRF250R E		
1	45461-MEN-000	CLAMPER A, FR. BRAKE HOSE ...	1		
2	45462-MEN-000	CLAMPER B, FR. BRAKE HOSE ...	1		
3	51401-KRN-A41	SPRING, FR. FORK(SHOWA)			
		(4.4N/MM,0.45KGF/MM)	(2)		
	51402-KRN-A71	SPRING, FR. FORK(SHOWA)			
		(4.8N/MM,0.49KGF/MM)	(2)		
	51403-KRN-A41	SPRING, FR. FORK(SHOWA)			
		(4.6N/MM,0.47KGF/MM)	2		
4	51410-KRN-A41	TUBE, OUTER .....	2		
5	51412-KRN-A51	RING, BACK UP .....	2		
6	51414-KRN-A41	BUSH, GUIDE .....	2		
7	51415-KRN-A41	BUSH, SLIDER .....	2		
8	51420-KRN-A51	PIPE COMP., R. SLIDE .....	1		
9	51430-KRN-A71	DAMPER COMP., FR. ....	2		
10	51431-KRN-A41	BUSH B, SLIDER .....	2		
11	51436-KRN-A81	BUSH, SLIDER .....	4		
12	51438-KRN-A41	COLLAR, REBOUND NEEDLE .....	2		
13	51440-KRN-A41	BOLT COMP., CENTER .....	2		
14	51447-KRN-A41	RING, OIL SEAL STOPPER .....	2		
15	51450-KRN-A81	BOLT ASSY., FR. FORK .....	2		
16	51451-MEN-A11	NUT, LOCK .....	2		
17	51453-KRN-A51	RING, PISTON .....	2		
18	51456-KZ3-J41	BOLT, PLUG .....	2		
19	51476-MEY-003	RING, WEAR .....	2		
20	51480-KRN-A81	FORK SUB ASSY., R. FR.(SHOWA)	1		

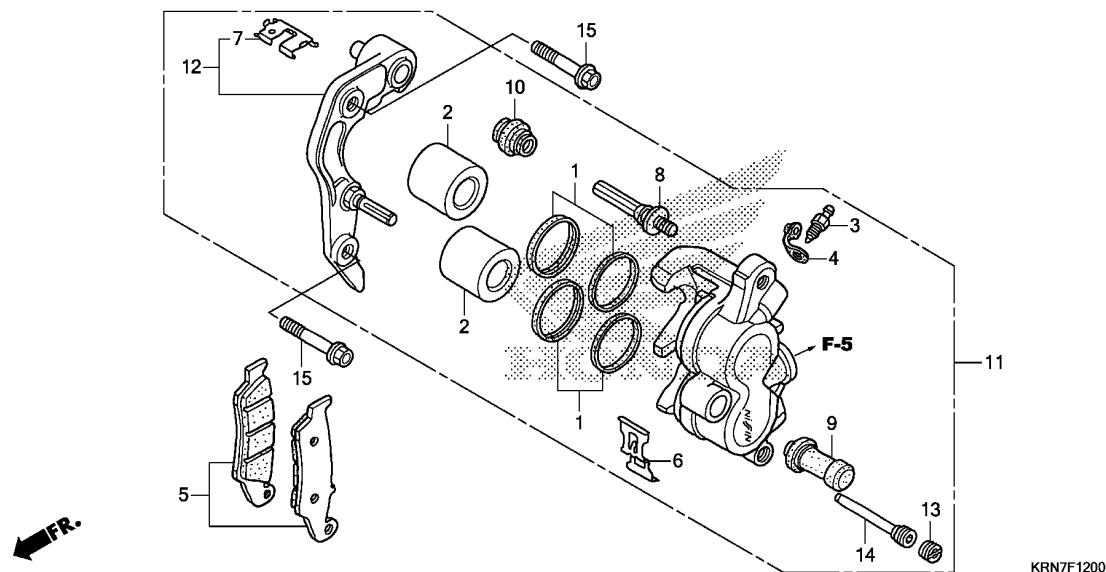


Ref. No.	L.O.N.	(Relative ref. Number) Description	F.R.T.
24	5111F5	PROTECTOR, FRONT FORK :RIGHT	0.2
25	5111F4	PROTECTOR, FRONT FORK :LEFT	0.3
	5111H6	PROTECTOR, FRONT FORK :BOTH	0.3

Ref. No.	Part No.	Description	Reqd. QTY	Serial No.	Parts catalogue code
			CRF250R E		
21	51490-KRN-A41	SEAL SET, FR. FORK	2		
22	51520-KRN-A71	PIPE COMP., L. SLIDE	1		
23	51580-KRN-A81	FORK SUB ASSY., L. FR.(SHOWA)	1		
24	51610-MEN-000ZA	PROTECTOR, R. FR. FORK *TNATURAL*.....NATURAL	1		
25	51620-MEN-000ZA	PROTECTOR, L. FR. FORK *TNATURAL*.....NATURAL	1		
26	90108-KZ4-J40	BOLT, FLANGE, 8X40	4		
27	90113-KZ3-000	BOLT, FLANGE, 6MM	2		
28	90113-MAC-780	BOLT, PROTECTOR	6		
29	91254-KRN-A41	SEAL, DUST	2		
30	91256-KRN-A51	O-RING, 31.6X1.8	2		
31	91257-KZ3-003	O-RING, 21X1.9	2		
32	91258-MEE-D01	O-RING, 39.7X2.4	2		
33	91301-KZ3-711	O-RING, 3.5X1.5	2		
34	91306-MC7-003	O-RING, 33.5X2	2		
35	91351-KRN-A41	O-RING, 47.2X2.4	2		







Ref. No.	L.O.N.	(Relative ref. Number) Description	F.R.T.
2		(1) PISTON, FRONT BRAKE CALIPER ..	0.5
		.INCLUDES: Bleed brakes .NOTE: Same time for two units	
5		SHOE(PAD) SET, BRAKE :FRONT ..	0.1
11		CALIPER, FRONT BRAKE .....	0.4
		.INCLUDES: Bleed brakes	
12		BRACKET, FRONT CALIPER .....	0.2

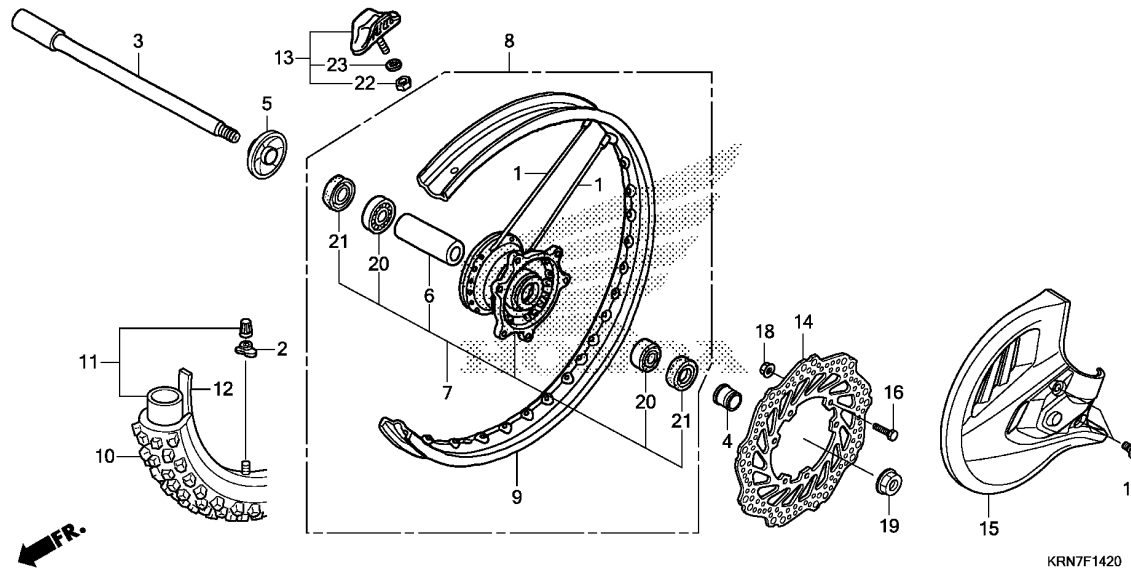
3

Ref. No.	Part No.	Description	Reqd. QTY	Serial No.	Parts catalogue code
			CRF250R E		
1	06431-MA3-405	SEAL SET, PISTON .....	2		
2	43107-MBG-006	PISTON, 27X27 .....	2		
3	43352-568-003	SCREW, BLEEDER(NISSIN) .....	1		
4	43353-461-771	CAP, BLEEDER .....	1		
5	45105-MY6-415	PAD SET, FR. ....	1		
6	45108-MY1-006	SPRING, PAD .....	1		
7	45112-KS6-701	RETAINER .....	1		
8	45131-HA5-672	BOLT A, PIN .....	1		
9	45132-166-016	BOOT, PIN BUSH(NISSIN) .....	1		
10	45133-MA3-006	BOOT B .....	1		
11	45150-MEN-A51	CALIPER SUB ASSY., L. FR. BRAKE(NISSIN)	1		
12	45190-MEN-006	BRACKET SUB ASSY., L. FR. CALIPER	1		
13	45203-MG3-016	PLUG, PIN .....	1		
14	45215-HA5-672	PIN, HANGER .....	1		
15	90110-KZ4-J40	BOLT, FLANGE, 8X40 .....	2		

# F-14-20

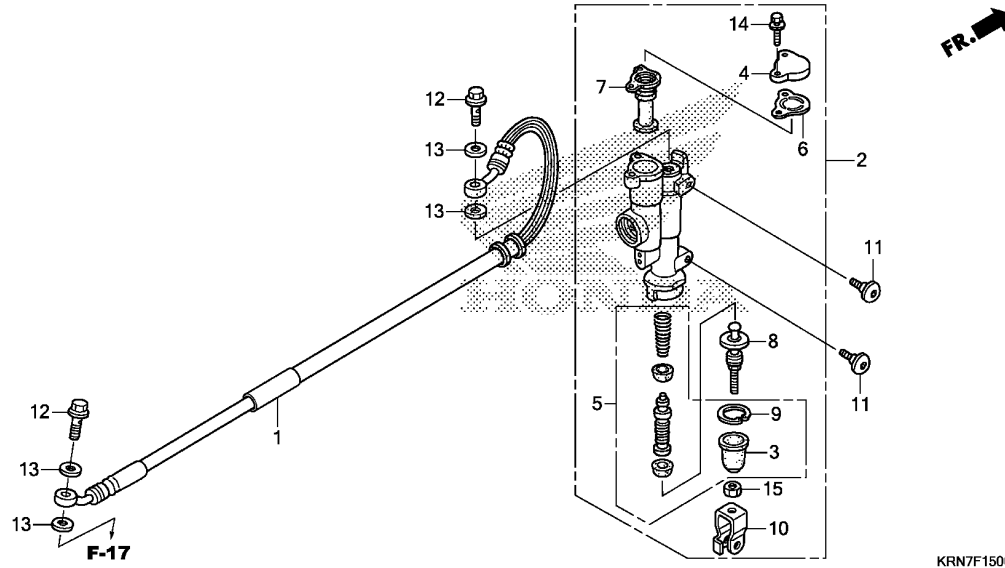
# FRONT WHEEL

# F10



Ref. No.	L.O.N.	(Relative ref. Number) Description	F.R.T.
3		(21)	
710151		AXLE, FRONT WHEEL .....	0.2
7		(1)	
710103		HUB, FRONT WHEEL .....	2.4
8		7101D4 FRONT WHEEL .....	0.9
9		710109 RIM, WHEEL :FRONT .....	2.3
10		(12)	
710139		FRONT TIRE(ONE) .....	0.8
11		(12)	
710140		TUBE, FRONT TIRE(ONE) .....	0.8
14		711120 DISC, FRONT BRAKE .....	0.3
15		413195 COVER, FRONT DISC .....	0.2
20		710115 BEARING, FRONT WHEEL(ONE) .....	0.4
710115G		.Replace 1 bearing add .....	0.1

Ref. No.	Part No.	Description	Reqd. QTY	Serial No.	Parts catalogue code
			CRF250R E		
1	06440-MEN-840	SPOKE SET, FR.(240MM) .....	36		
2	42714-KA3-710	CAP, VALVE .....	1		
3	44301-MEN-000	AXLE, FR. WHEEL .....	1		
4	44311-KRN-A70	COLLAR, L. FR. WHEEL .....	1		
5	44312-KRN-A30	COLLAR COMP., R. FR. WHEEL ..	1		
6	44620-MEN-A50	COLLAR, FR. WHEEL DISTANCE ..	1		
7	44635-MEN-A50	HUB SUB ASSY., FR. ....	1		
8	44650-MEN-A50	WHEEL SUB ASSY., FR. ....	1		
9	44701-MEN-A11	RIM, FR. WHEEL(21X1.60) .....	1		
10	44711-KRN-A71	TIRE, FR.(DUNLOP) (80/100-21 51M)	1		
11	44712-400-004	TUBE, TIRE(DUNLOP)(80/100-21)	1		
12	44713-KS6-641	FLAP, TIRE(DUNLOP)(80/100-21)	1		
13	44715-MA0-770	STOPPER, BEAD(1.60) .....	1		
14	45351-KRN-A30	DISK, FR. BRAKE .....	1		
15	51614-KRN-A70ZA	COVER, FR. DISK *TNATURAL*.....NATURAL	1		
16	90105-MAC-680	BOLT, DISK, 6X19 .....	6		
17	90114-MAC-780	BOLT, FR. DISK COVER .....	2		
18	90301-473-003	NUT, U, 6MM(FUSERASHI) .....	6		
19	90301-KZ4-J40	NUT, FR. AXLE .....	1		
20	91062-MAC-681	BEARING, RADIAL BALL, 6904 ..	2		
21	91201-KS6-004	OIL SEAL, 26X37X7(ARAI) .....	2		
22	94001-08000-0S	NUT, HEX., 8MM .....	1		
23	94111-08000	WASHER, SPRING, 8MM .....	1		



Ref. No.	L.O.N.	(Relative ref. Number) Description	F.R.T.
1	712130	HOSE, REAR BRAKE ..... .INCLUDES: Bleed brakes	0.6
2	712125	CYLINDER, REAR BRAKE MASTER .. .INCLUDES: Bleed brakes	0.4
5	7121H0	PISTON SET, REAR BRAKE MASTER .INCLUDES: Bleed brakes	0.5
7	7121G7	DIAPHRAGM, REAR BRAKE MASTER CYLINDER .....	0.1

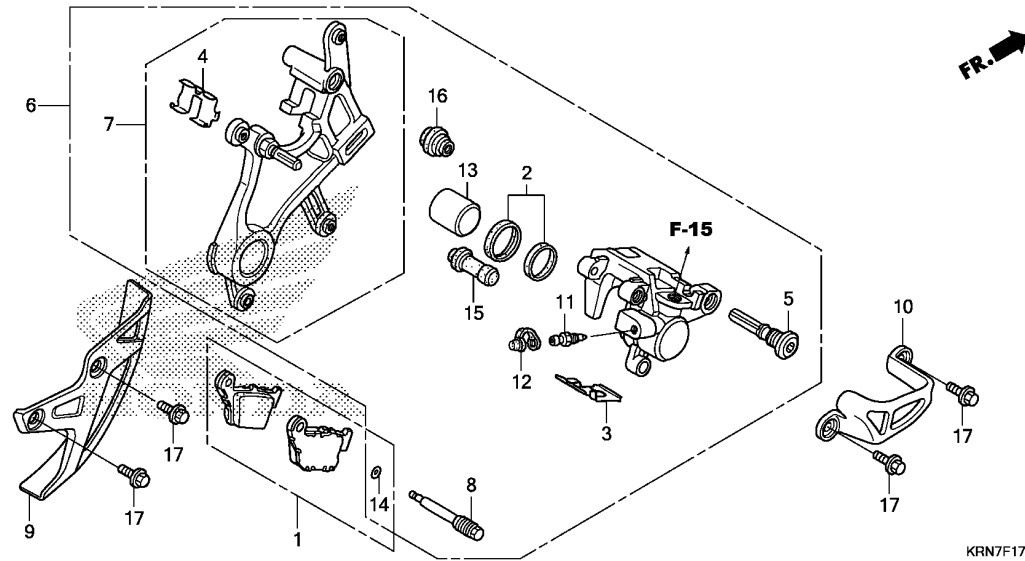
3

Ref. No.	Part No.	Description	Reqd. QTY	Serial No.	Parts catalogue code
			CRF250R E		
1	43310-MEN-A81	HOSE COMP., RR. BRAKE .....	1		
2	43500-KZ4-J43	CYLINDER ASSY., RR. BRAKE MASTER(NISSIN)	1		
3	43504-MB2-006	BOOT COMP. ....	1		
4	43513-KZ4-J41	CAP, MASTER CYLINDER .....	1		
5	43520-KZ4-J43	PISTON SET, MASTER CYLINDER -	1		
6	43521-KZ4-J41	PLATE, DIAPHRAGM .....	1		
7	43522-KZ4-J41	DIAPHRAGM .....	1		
8	43530-KZ4-J41	ROD COMP., PUSH .....	1		
9	46182-MEL-D21	CIRCLIP .....	1		
10	46504-KZ4-J41	JOINT, BRAKE ROD .....	1		
11	90114-MAC-780	BOLT, FR. DISK COVER .....	2		
12	90145-MS9-612	BOLT, OIL, 10X22 .....	2		
13	90545-300-000	WASHER, OIL BOLT .....	4		
14	93401-04016-00	BOLT-WASHER, 4X16 .....	2		
15	94002-06000-0S	NUT, HEX., 6MM .....	1		

# F-17

# REAR BRAKE CALIPER

# F12



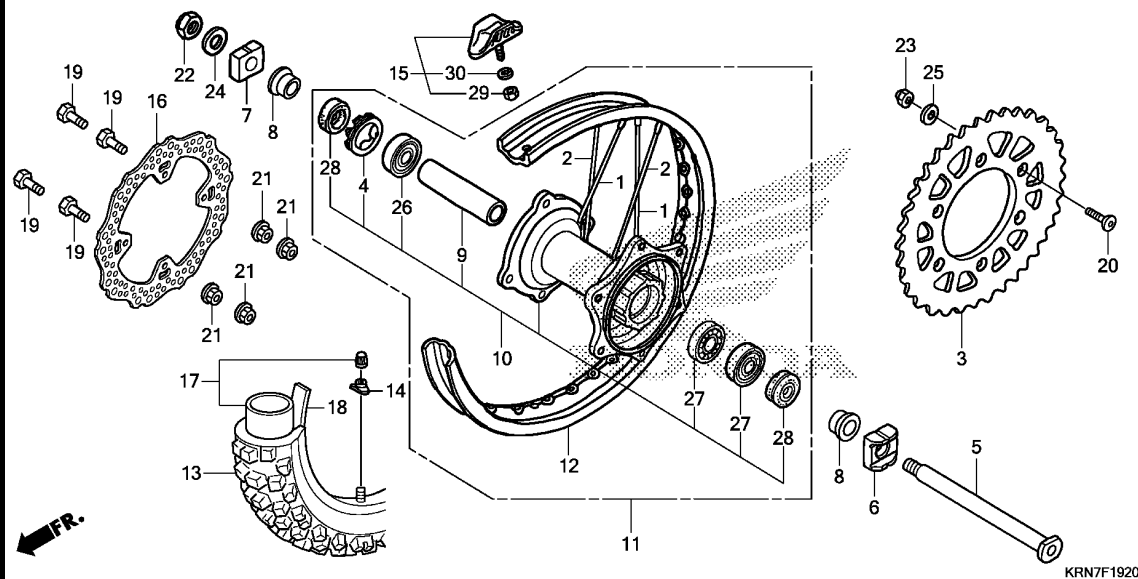
Ref. No.	L.O.N.	(Relative ref. Number) Description	F.R.T.
1	711140	SHOE(PAD) SET, BRAKE :REAR ...	0.1
6	711155	CALIPER, REAR BRAKE .....	0.6
		.INCLUDES: Bleed brakes	
7	7111C1	BRACKET, REAR CALIPER .....	0.5
9	4131A7	COVER, REAR DISC .....	0.4
10	7111C9	GUARD, REAR CALIPER .....	0.1
13		(2)	
	7111D5	PISTON, REAR BRAKE CALIPER ...	0.7
		.INCLUDES: Bleed brakes	

Ref. No.	Part No.	Description	Reqd. QTY CRF250R E	Serial No.	Parts catalogue code
1	06435-KRN-712	PAD SET, RR. ....	1		
2	06451-MZ2-405	SEAL SET, PISTON .....	1		
3	43108-KZ4-J41	SPRING, PAD .....	1		
4	43112-KZ4-J41	RETAINER, BRACKET .....	1		
5	43131-KW3-006	BOLT, PIN .....	1		
6	43150-KRN-711	CALIPER SUB ASSY., RR. BRAKE (NISSIN) .....	1		
7	43190-KRN-711	BRACKET SUB ASSY., RR. ....	1		
8	43215-KZ4-J41	PIN, HANGER .....	1		
9	43330-KRN-A70ZA	COVER, RR. DISK *TNATURAL*.....	NATURAL 1		
10	43340-MEY-000ZA	GUARD, RR. CALIPER *TNATURAL*.....	NATURAL 1		
11	43352-568-003	SCREW, BLEEDER(NISSIN) .....	1		
12	43353-461-771	CAP, BLEEDER .....	1		
13	45107-MCT-006	PISTON(22 A) .....	1		
14	45111-MAJ-G41	RING, STOPPER .....	1		
15	45132-166-016	BOOT, PIN BUSH(NISSIN) .....	1		
16	45133-MA3-006	BOOT B .....	1		
17	90004-GHB-600	BOLT, FLANGE, 6X10(NSHF) ....	4		

# F-19-20

# REAR WHEEL

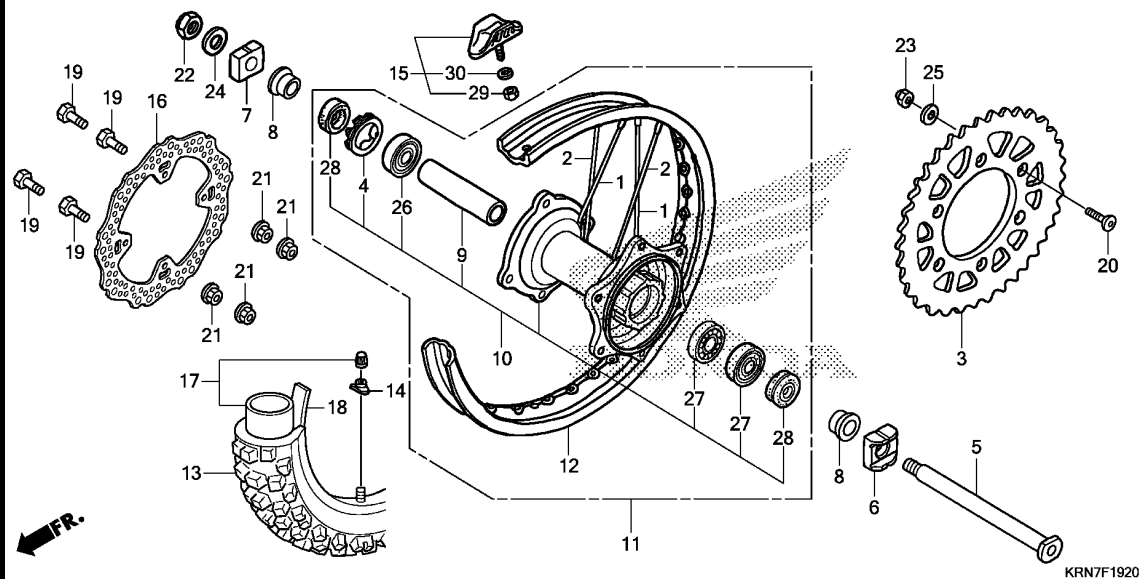
# F13



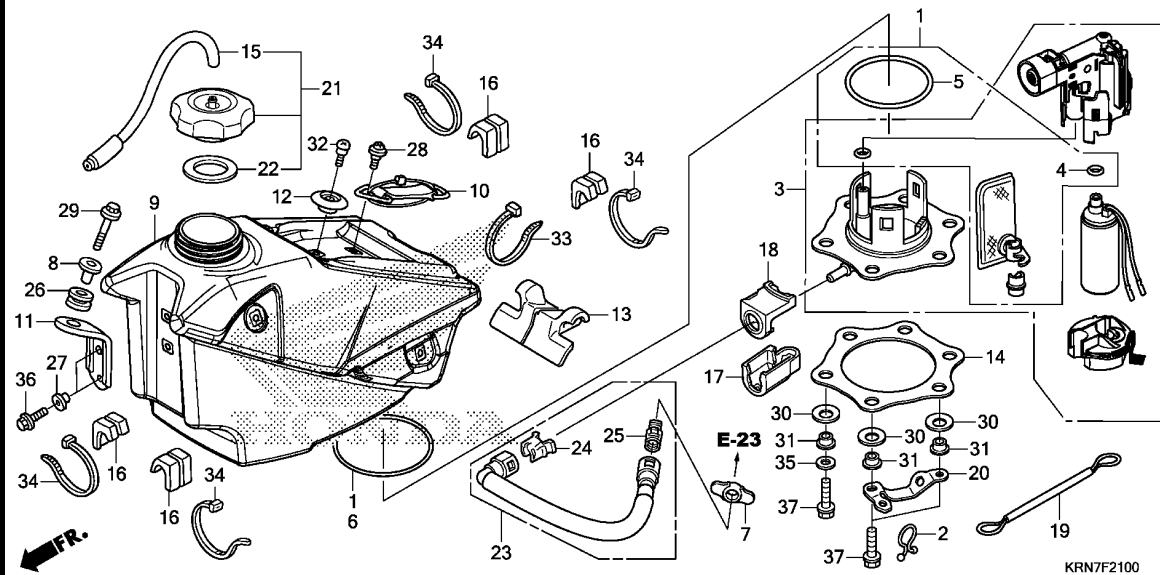
Ref. No.	L.O.N.	(Relative ref. Number) Description	F.R.T.
3	7101A0	SPROCKET, FINAL DRIVEN	0.4
5		(28)	
	710160	AXLE, REAR WHEEL	0.3
10		(1,2)	
	710121	HUB, REAR WHEEL	2.5
11	710118	REAR WHEEL	1.0
12	710127	RIM, WHEEL :REAR	2.4
13		(18)	
	710142	REAR TIRE(ONE)	0.9
16	711145	DISC, REAR BRAKE	0.4
17		(18)	
	7101A7	TUBE, REAR TIRE(ONE)	0.9
26		(27)	
	710133	BEARING, REAR WHEEL(ONE)	0.5
	710133G	.Replace 1 bearing add	0.1
	710133A	.Replace 2 bearings add	0.2

KRN7F1920

Ref. No.	Part No.	Description	Reqd. QTY CRF250R E	Serial No.	Parts catalogue code
1	06420-KRN-710	SPOKE SET, RR. (INSIDE)	16		
2	06421-KRN-710	SPOKE SET, RR. (OUTSIDE)	16		
3	41201-KZ3-J40	SPROCKET, FINAL DRIVEN(49T)	1		
	41202-KZ3-J40	SPROCKET, FINAL DRIVEN(48T)	(1)		
	41203-KZ3-J20	SPROCKET, FINAL DRIVEN(50T)	(1)		
4	41231-KZ4-J20	RETAINER, RR. WHEEL BEARING	1		
5	42301-KRN-A30	AXLE, RR. WHEEL	1		
6	42305-KRN-A30	COLLAR, L. RR. AXLE	1		
7	42306-KZ4-J20	COLLAR, R. RR. AXLE	1		
8	42311-KRN-A30	COLLAR, RR. WHEEL SIDE	2		
9	42620-KZ4-J20	COLLAR, RR. WHEEL DISTANCE	1		
10	42635-MEN-A70	HUB SUB ASSY., RR.	1		
11	42650-KRN-A80	WHEEL SUB ASSY., RR.	1		
12	42701-KRN-A41	RIM, RR. WHEEL(19X1.85)	1		
13	42711-KRN-A71	TIRE, RR.(DUNLOP) (100/90-19 57M)	1		
14	42714-KA3-710	CAP, VALVE	1		
15	42715-KA2-680	STOPPER, BEAD(1.85)	1		
16	43351-KRN-A30	DISK, RR. BRAKE	1		
17	44712-300-004	TUBE, TIRE(DUNLOP)(100/100-19)	1		
18	44713-300-004	FLAP, TIRE(DUNLOP)	1		
19	90105-MAC-680	BOLT, DISK, 6X19	4		
20	90125-KA4-000	SCREW, FLAT, 8X31	6		

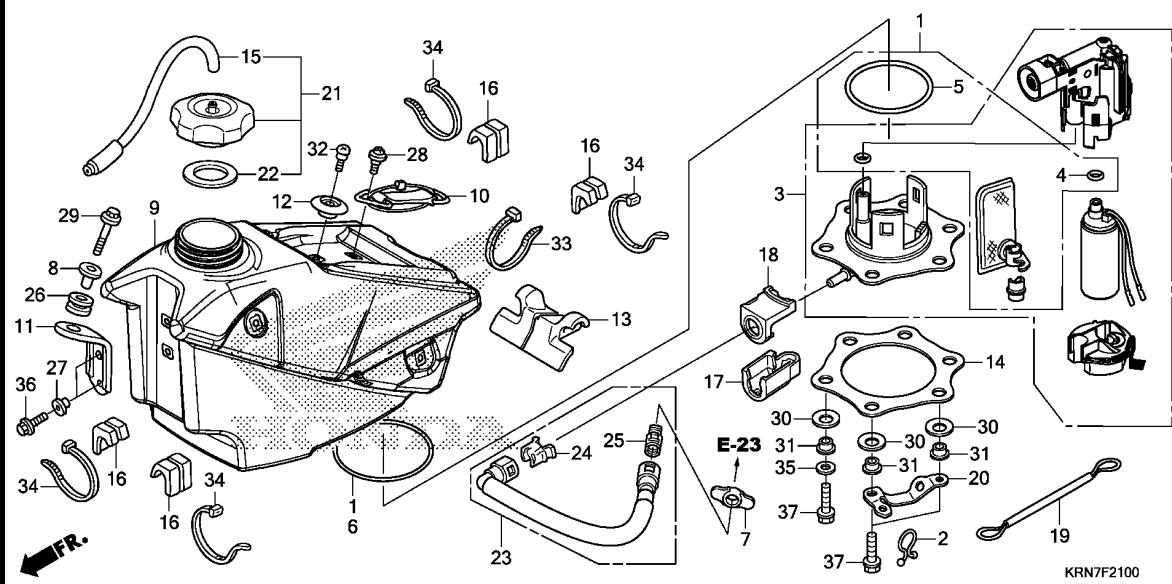


Ref. No.	Part No.	Description	Reqd. QTY	Serial No.	Parts catalogue code
			CRF250R E		
21	90301-473-003	NUT, U, 6MM(FUSERASHI)	4		
22	90305-KZ4-J20	NUT, U, 22MM	1		
23	90309-ML3-791	NUT, U, 8MM(FUSE RASHI)	6		
24	90401-KZ4-J20	WASHER, 22X35X2	1		
25	90465-MC4-000	WASHER, 8MM	6		
26	91051-KZ4-J21	BEARING, RADIAL BALL, 69052RS	1		
27	91052-KZ4-J21	BEARING, RADIAL BALL, 6905RS	2		
28	91251-KZ4-J21	DUST SEAL, 32X43X7	2		
29	94001-08000-0S	NUT, HEX., 8MM	1		
30	94111-08000	WASHER, SPRING, 8MM	1		



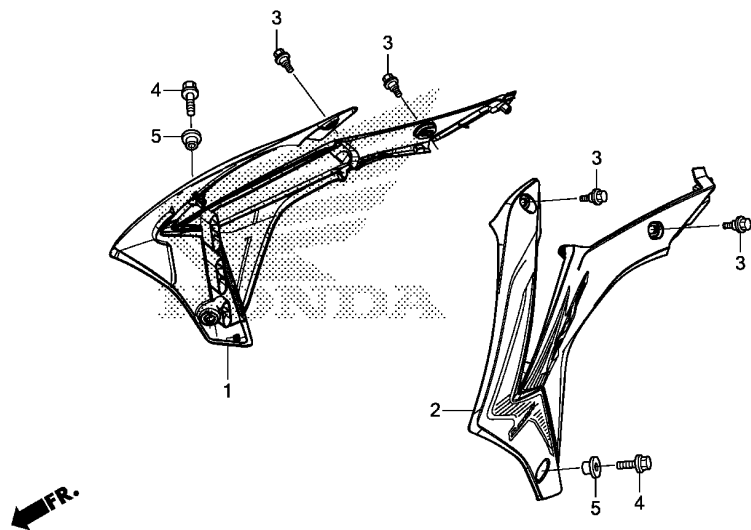
Ref. No.	L.O.N.	(Relative ref. Number) Description	F.R.T.
1		(4)	
3101C7		FILTER, FUEL .....	0.7
3		(5,6)	
310120		PUMP ASSY., FUEL .....	0.6
9		TANK, FUEL .....	0.5
23		HOSE, FUEL FEED .....	0.6

Ref. No.	Part No.	Description	Reqd. QTY	Serial No.	Parts catalogue code
			CRF250R		
			E		
1	06160-MEN-A50	FILTER KIT, FUEL .....	1		
2	15712-PD1-811	CLIP, BREATHER TUBE PROTECTOR .....	1		
3	16700-MEN-A52	PUMP ASSY., FUEL .....	1		
4	16702-KPC-D50	O-RING, 8.6X1.9 .....	1		
5	16711-MEN-A30	O-RING, 3.7X73.9 .....	1		
6	16712-MEN-A30	O-RING, 2.4X88.4 .....	1		
7	16719-HN8-A61	RUBBER, FUEL JOINT .....	1		
8	17509-KZ3-B00	COLLAR, TANK SETTING .....	1		
9	17510-MEN-A70	TANK COMP., FUEL .....	1		
10	17516-KZ3-B00	BAND, TANK RR. ....	1		
11	17516-MEN-A30	STAY, FUEL TANK FR. ....	1		
12	17518-KZ4-710	COLLAR, SEAT FR. ....	1		
13	17518-MEN-A70	RUBBER, FUEL TANK MOUNTING ..	1		
14	17519-MEN-A30	PLATE, FUEL PUMP .....	1		
15	17521-MEN-A30	TUBE COMP., FUEL CAP BREATHER	1		
16	17522-MEN-730	RUBBER, TANK SIDE MOUNTING ..	4		
17	17575-MEN-A30	COVER, FUEL CONNECTOR .....	1		
18	17576-MEN-A30	RUBBER, FUEL CONNECTOR .....	1		
19	17577-MEN-A30	CABLE, FUEL TANK STOPPER ....	1		
20	17578-MEN-A30	GUIDE, STOPPER CABLE .....	1		
21	17620-MEN-A30	CAP ASSY., FUEL TANK .....	1		
22	17624-KT1-780	PACKING, FUEL CAP .....	1		
23	17630-KRN-A41	HOSE ASSY., FUEL FEED .....	1		
24	17711-SOX-931	RETAINER(BLUE GREEN)(TOKAI) ..	1		
25	17711-SOX-A31	RETAINER(GREEN)(TOKAI) .....	1		



Ref. No.	Part No.	Description	Reqd. QTY CRF250R E	Serial No.	Parts catalogue code
26	18334-ML3-680	RUBBER, SILENCER .....	1		
27	84706-415-000	COLLAR .....	2		
28	90105-MEN-730	SCREW, 5X12 .....	1		
29	90108-MEN-A60	BOLT, 6X30 .....	1		
30	90502-MEN-A30	WASHER, CONICAL SPRING FUEL PUMP	6		
31	90503-MEN-A31	COLLAR, FUEL PUMP .....	6		
32	91422-MT8-770	SCREW, SPECIAL, 5MM .....	1		
33	91560-MEN-A30	TY-RAP, CABLE (240MM) .....	1		
34	91560-MS8-600	TY-RAP, CABLE .....	4		
35	94101-06000	WASHER, PLAIN, 6MM .....	4		
36	96001-06016-00	BOLT, FLANGE, 6X16 .....	2		
37	96001-06020-00	BOLT, FLANGE, 6X20 .....	6		



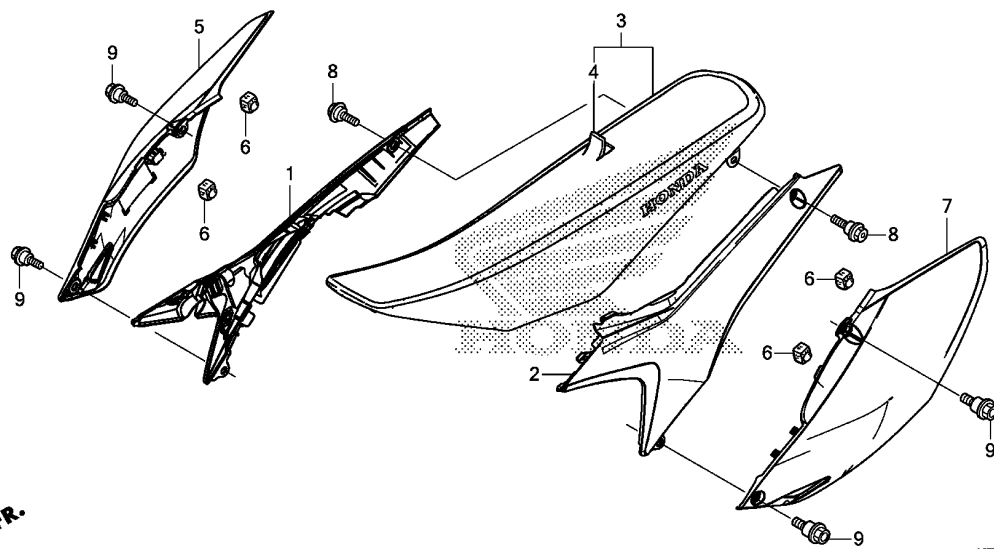


KRN7F2200

Ref. No.	L.O.N.	(Relative ref. Number) Description	F.R.T.
1	1151A0	SHROUD, RADIATOR :RIGHT	0.1
2	115126	SHROUD, RADIATOR :LEFT	0.1
	1151A5	SHROUD, RADIATOR :BOTH	0.1

3

Ref. No.	Part No.	Description	Reqd. QTY	Serial No.	Parts catalogue code
			CRF250R E		
1	19071-KRN-A80ZA	SHROUD SET, R. RADIATOR(WL) *TYPE1*	1		
2	19072-KRN-A80ZA	SHROUD SET, L. RADIATOR(WL) *TYPE1*	1		
3	90101-KRN-730	BOLT, SPECIAL, 5X9	4		
4	90105-MEN-A60	BOLT, 6X18	2		
5	90504-MEY-670	COLLAR, ENGINE GUARD	2		



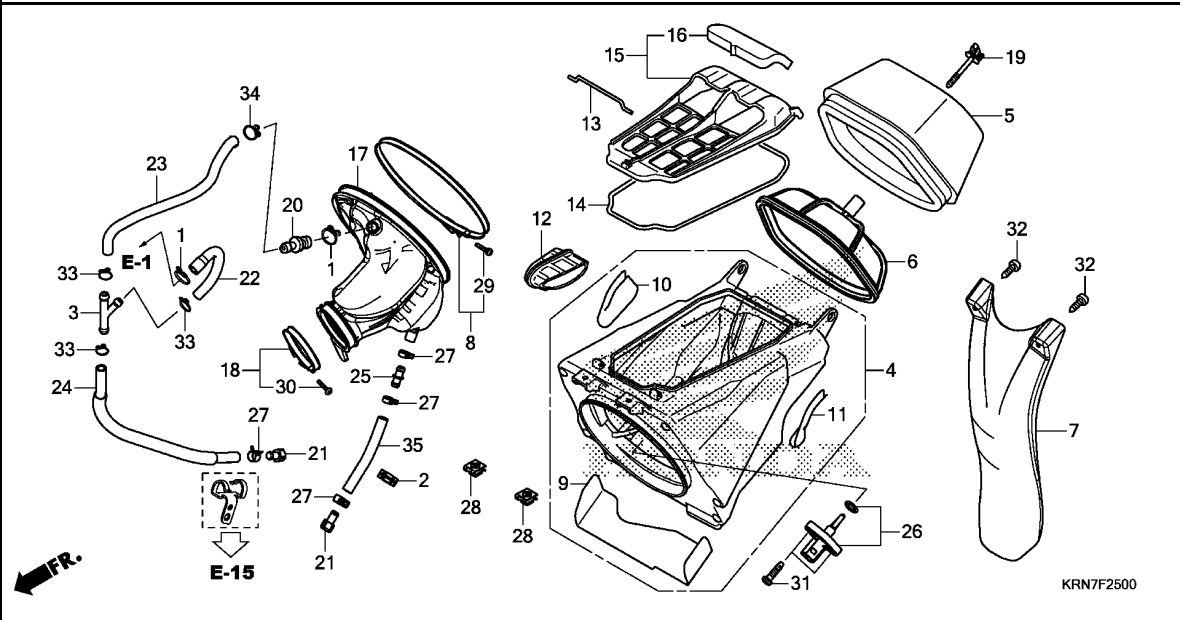
Ref. No.	L.O.N.	(Relative ref. Number) Description	F.R.T.
1	3121A7	COVER, AIR CLEANER CASE SIDE :RIGHT .....	0.1
2	3121A6	COVER, AIR CLEANER CASE SIDE :LEFT .....	0.1
	3121G0	COVER, AIR CLEANER CASE SIDE :BOTH .....	0.2
3	413150	SEAT .....	0.1
5	4111H9	COVER, SIDE :RIGHT .....	0.1
7	4111H8	COVER, SIDE :LEFT .....	0.1
	4111J0	COVER, SIDE :BOTH .....	0.2

Ref. No.	Part No.	Description	Reqd. QTY	Serial No.	Parts catalogue code
			CRF250R E		
1	17231-MEN-E70ZA	COVER, R. AIR CLEANER BOX *NH196*.....ROSS WHITE	1		
2	17232-MEN-E70ZA	COVER, L. AIR CLEANER BOX *NH196*.....ROSS WHITE	1		
3	77100-MEN-A70ZA	SEAT COMP. *TYPE1*.....	1		
4	77101-MEN-A70	LEATHER COMP., SEAT (NO LETTERS PRINTED)	1		
5	83510-MEN-A70ZA	COVER COMP., R. SIDE *NH196*.....ROSS WHITE	1		
6	83515-MEN-A70	RUBBER, SIDE COVER STOPPER ..	4		
7	83610-MEN-A70ZA	COVER COMP., L. SIDE *NH196*.....ROSS WHITE	1		
8	90121-MEN-A70	BOLT, SPECIAL, 8MM .....	2		
9	90126-MEN-A70	BOLT, SPECIAL, 6MM .....	4		

# F-25

# AIR CLEANER

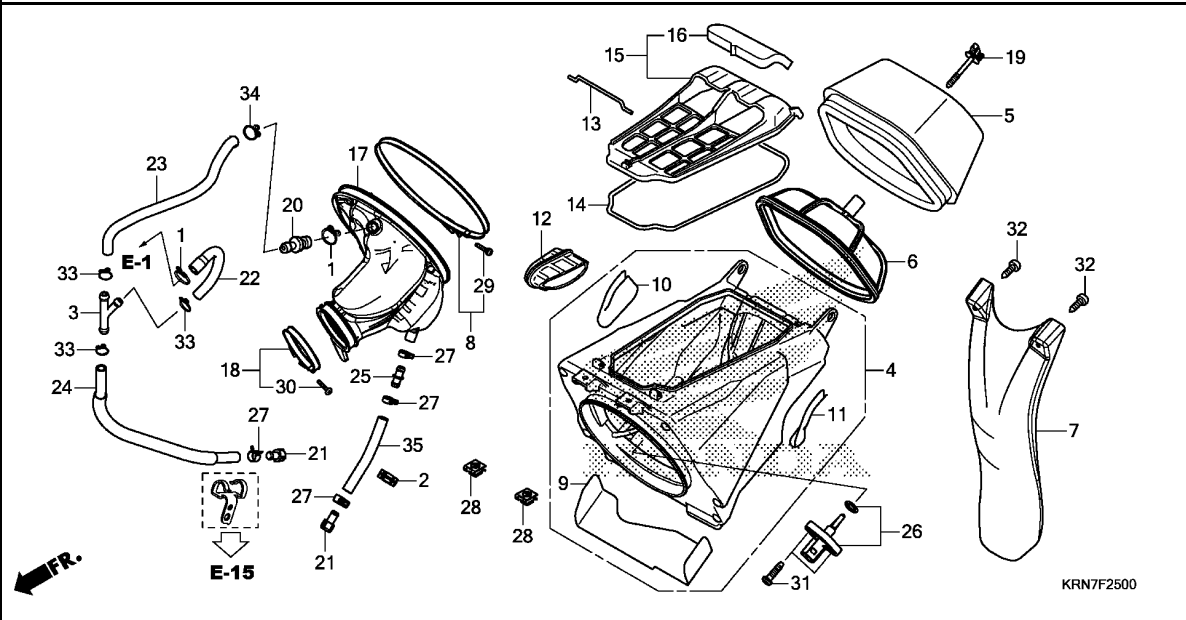
G 3



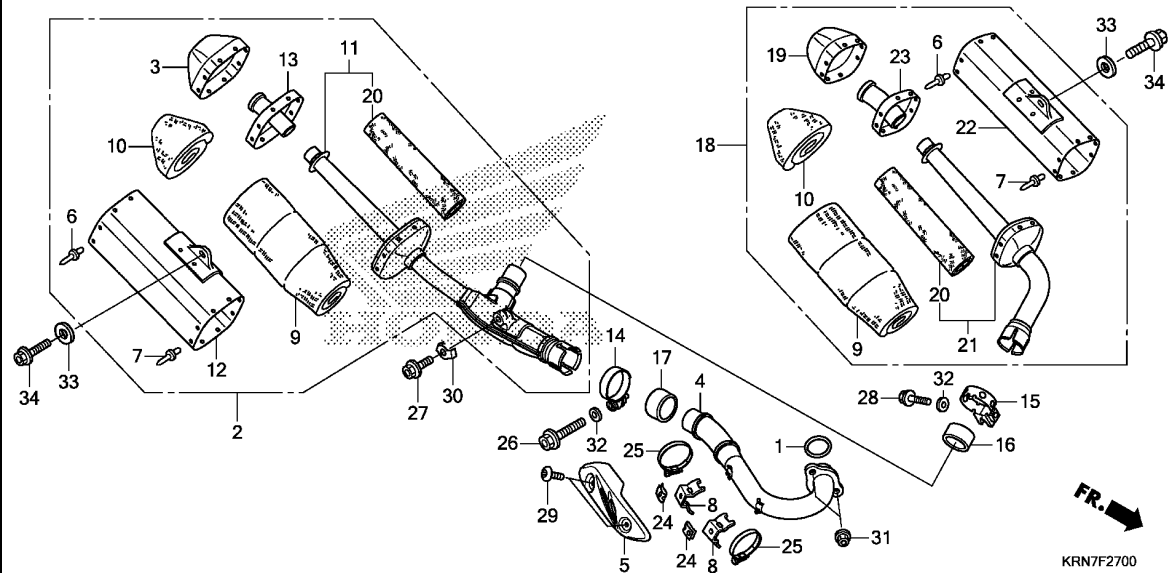
Ref. No.	L.O.N.	(Relative ref. Number) Description	F.R.T.
4	3121A5	CASE, AIR CLEANER	0.7
5	312105	ELEMENT, AIR CLEANER	0.2
6	3121A8	BASE, AIR CLEANER ELEMENT	0.1
7	4131A0	MUDGUARD, AIR CLEANER CASE	0.1
17	3121B6	TUBE, AIR CLEANER CONNECTING	0.6
26	617120	SENSOR, AIR TEMP	0.2

3

Ref. No.	Part No.	Description	Reqd. QTY	Serial No.	Parts catalogue code
			CRF250R E		
1	15771-551-000	CLIP, OIL DRAIN TUBE	2		
2	16731-MEN-A71	CLIP, TUBE	1		
3	16959-MY1-000	JOINT, FUEL TUBE	1		
4	17210-MEN-E70	CASE, AIR CLEANER	1		
5	17213-MEN-A70	ELEMENT, AIR CLEANER	1		
6	17214-MEN-A70	BASE ASSY., ELEMENT	1		
7	17218-MEN-A70	MUDGUARD	1		
8	17221-MEN-A30	BAND, AIR CLEANER CONNECTING TUBE (171)	1		
9	17221-MEN-A70	GUARD, HEAT	1		
10	17222-MEN-A70	GUARD, R. HEAT	1		
11	17223-MEN-A70	GUARD, L. HEAT	1		
12	17225-MEN-E70	DUCT, INLET	1		
13	17227-MEN-E70	SPRING, AIR CLEANER LID	1		
14	17228-MEN-E70	SEAL, AIR CLEANER	1		
15	17236-KRN-E80	LID ASSY., AIR CLEANER	1		
16	17237-KRN-E80	MAT, AIR CLEANER LID	1		
17	17253-KRN-A80	TUBE, AIR CLEANER CONNECTING	1		
18	17255-MEN-A70	BAND, AIR CLEANER CONNECTING TUBE (60MM)	1		
19	17291-MEB-670	BOLT, AIR CLEANER ELEMENT SETTING	1		
20	17359-MAG-L00	JOINT, BREATHER TUBE	1		
21	17370-419-700	PLUG, BREATHER TUBE	2		
22	17372-KRN-A80	TUBE A, BREATHER	1		

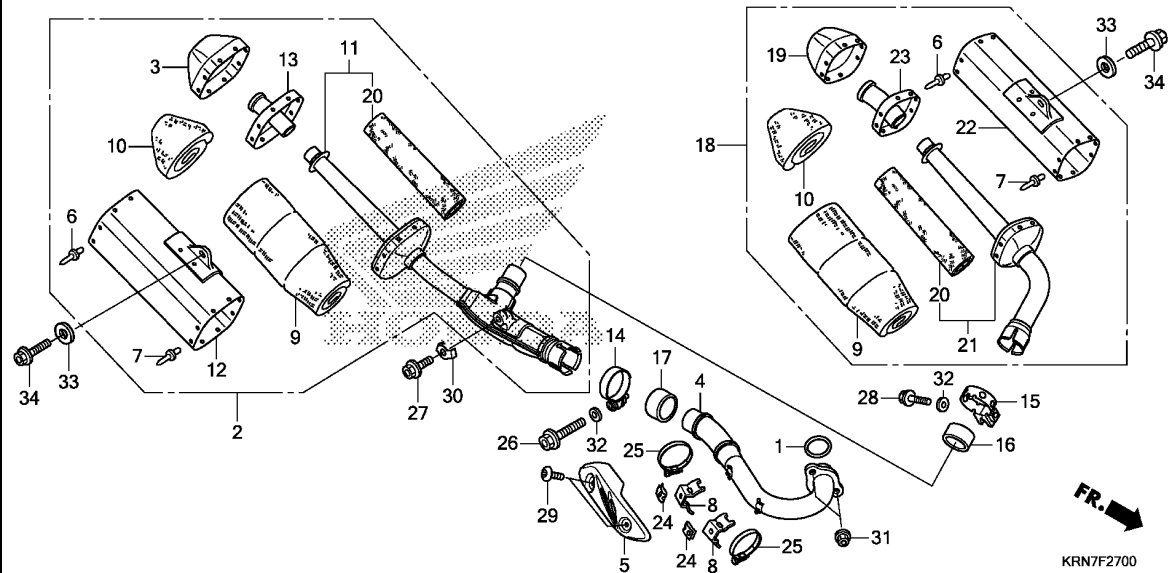


Ref. No.	Part No.	Description	Reqd. QTY		Parts catalogue code
			CRF250R	Serial No.	
			E		
23	17374-KRN-A80	TUBE B, BREATHER .....	1		
24	17375-KRN-A80	TUBE C, BREATHER .....	1		
25	19102-KT8-000	JOINT, TUBE .....	1		
26	37880-KWW-C01	SENSOR ASSY., AIR TEMP .....	1		
27	43514-KS6-701	CLAMP, MASTER CYLINDER OIL HOSE	4		
28	90305-GK8-000	NUT, CLIP, 6MM .....	2		
29	93500-04025-0G	SCREW, PAN, 4X25 .....	1		
30	93500-04030-0G	SCREW, PAN, 4X30 .....	1		
31	93911-25520	SCREW, TAPPING, 5X20 .....	2		
32	93913-25580	SCREW, TAPPING, 5X20 .....	2		
33	95002-02120	CLIP, TUBE(B12) .....	3		
34	95002-02130	CLIP, TUBE(B12.5) .....	1		
35	95003-23010-31	TUBE, VINYL, 8X12X100 (95003-23001-60M)	1		

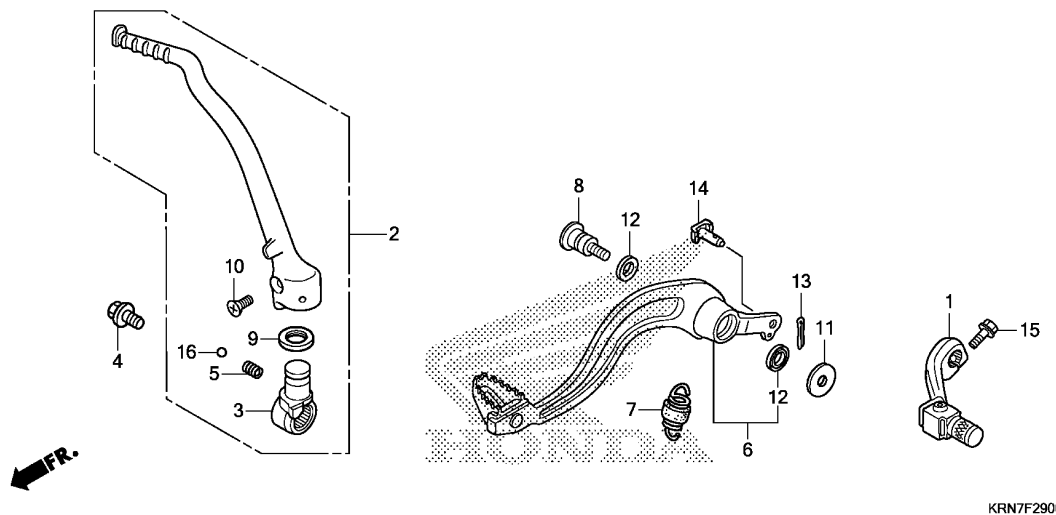


Ref. No.	L.O.N.	(Relative ref. Number) Description	F.R.T.
1	3131B4	GASKET, EXHAUST PIPE .....	0.3
2		(17)	
2	3131B6	MUFFLER :RIGHT .....	0.3
3		(13)	
3	3131F9	CAP, MUFFLER END :RIGHT .....	1.2
4	313110	PIPE, EXHAUST .....	0.3
5	3131A6	PROTECTOR, EXHAUST PIPE .....	0.1
9		(10)	
	3131J9	WOOL, GLASS :LEFT .....	1.0
	3131K0	WOOL, GLASS :RIGHT .....	1.2
	3131N7	WOOL, GLASS :BOTH .....	2.1
11		(20)	
	3131P0	MUFFLER :RIGHT FRONT .....	1.2
12	3131J5	BODY, MUFFLER :RIGHT .....	1.2
18		(16)	
	3131B5	MUFFLER :LEFT .....	0.1
	3131D6	MUFFLER :BOTH .....	0.3
19		(23)	
	3131F8	CAP, MUFFLER END :LEFT .....	1.0
	3131G0	CAP, MUFFLER END :BOTH .....	2.1
21		(20)	
	3131N9	MUFFLER :LEFT FRONT .....	1.0
	3131P1	MUFFLER :BOTH FRONT .....	2.1
22	3131J4	BODY, MUFFLER :LEFT .....	1.0
	3131N8	BODY, MUFFLER :BOTH .....	2.1

Ref. No.	Part No.	Description	Reqd. QTY	Serial No.	Parts catalogue code
			CRF250R E		
1	18291-MM5-860	GASKET, EX. PIPE .....	1		
2	18310-KRN-E81	MUFFLER COMP., R. ....	1		
3	18318-MEN-A70	COVER, R. END .....	1		
4	18320-KRN-A80	PIPE COMP., EX. ....	1		
5	18323-KRN-A80	PROTECTOR, EX. PIPE .....	1		
6	18324-MEB-670	RIVET, BLIND, 4.8 .....	16		
7	18326-KRN-A00	RIVET, BLIND, 3.2 .....	16		
8	18327-KRN-A80	STAY, EX. PIPE PROTECTOR .....	2		
9	18334-MEN-A70	PACK, GLASS WOOL CENTER .....	2		
10	18337-KRN-850	WOOL B, GLASS .....	2		
11	18360-KRN-E81	MUFFLER COMP., R. FR. ....	1		
12	18361-KRN-E81	BODY COMP., R. MUFFLER .....	1		
13	18362-MEN-A70	SEPARATOR COMP.(R.) .....	1		
14	18374-MG7-701	BAND, L. MUFFLER .....	1		
15	18374-MLO-000	BAND, L. EX. PIPE .....	1		
16	18392-HA7-710	PACKING, EX. ....	1		
17	18392-MK4-000	PACKING, MUFFLER .....	1		
18	18410-KRN-E81	MUFFLER COMP., L. ....	1		
19	18418-KRN-E80	COVER, L. END .....	1		
20	18436-KRN-E80	WOOL COMP., SUS .....	2		
21	18460-KRN-E80	MUFFLER COMP., L. FR. ....	1		
22	18461-KRN-E81	BODY COMP., L. MUFFLER .....	1		
23	18462-KRN-E80	SEPARATOR COMP.(L.) .....	1		
24	19508-KA3-710	NUT, SPRING, 6MM .....	2		
25	19509-MM5-003	CLAMPER, RADIATOR HOSE .....	2		



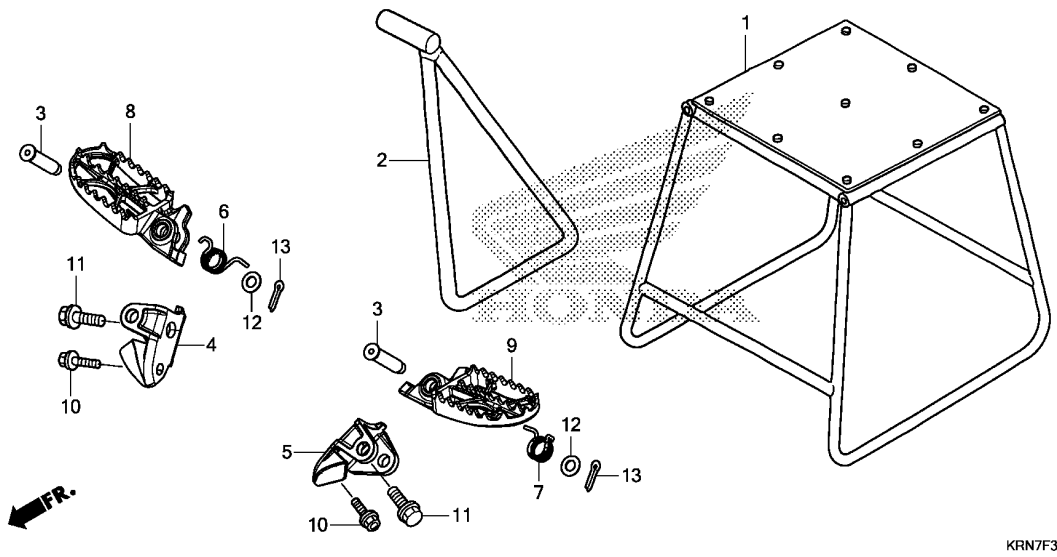
Ref. No.	Part No.	Description	Reqd. QTY	Serial No.	Parts catalogue code
			CRF250R		
			E		
26	90108-KZ4-J40	BOLT, FLANGE, 8X40	1		
27	90109-MEN-A30	BOLT, 8X20	1		
28	90124-MEB-770	BOLT, FLANGE, 8X32	1		
29	90170-MEB-670	BOLT, SPECIAL, 6MM	2		
30	90502-MEN-A70	WASHER, FR. MUFFLER STAY	1		
31	94050-08000	NUT, FLANGE, 8MM	2		
32	94102-08800	WASHER, PLAIN, 8MM	2		
33	94103-08000	WASHER, PLAIN, 8MM	2		
34	95701-08025-00	BOLT, FLANGE, 8X25	2		



Ref. No.	L.O.N.	(Relative ref. Number) Description	F.R.T.
1	4101A1	PEDAL, GEAR CHANGE .....	0.1
2	112107	ARM, KICK STARTER .....	0.1
6	810160	PEDAL, REAR BRAKE .....	0.2

3

Ref. No.	Part No.	Description	Reqd. QTY	Serial No.	Parts catalogue code
			CRF250R E		
1	24700-KRN-A40	PEDAL COMP., CHANGE .....	1		
2	28300-KRN-A60	ARM ASSY., KICK STARTER .....	1		
3	28302-KRN-A40	JOINT, KICK ARM .....	1		
4	28306-MEN-670	BOLT, KICK JOINT .....	1		
5	28333-KK0-000	SPRING, KICK STARTER .....	1		
6	46510-MEN-730	PEDAL COMP., RR. BRAKE .....	1		
7	46511-KZ4-J00	SPRING ASSY., RR. BRAKE RETURN	1		
8	46513-KRN-730	SHAFT, BRAKE PIVOT .....	1		
9	46525-KK0-003	DUST SEAL, 17X20X2.5 .....	1		
10	90103-MEN-A30	BOLT, KICK ARM .....	1		
11	90512-KRN-730	WASHER, 26X10.5 .....	1		
12	91251-444-000	DUST SEAL, 15X20X2.5 .....	2		
13	94201-20120	PIN, SPLIT, 2.0X12 .....	1		
14	95015-54000	PIN D, JOINT .....	1		
15	96001-06022-00	BOLT, FLANGE, 6X22 .....	1		
16	96211-08000	BALL, STEEL, #8(1/4) .....	1		



Ref. No.	L.O.N.	(Relative ref. Number) Description	F.R.T.
4	4101C4	BRACKET, STEP :RIGHT	0.2
5	4101C3	BRACKET, STEP :LEFT	0.2
	4101N7	BRACKET, STEP :BOTH	0.3
8	(6)		
	4101C6	BAR, MAIN STEP :RIGHT	0.1
9	(7)		
	4101C5	BAR, MAIN STEP :LEFT	0.1
	4101J1	BAR, MAIN STEP :BOTH	0.2

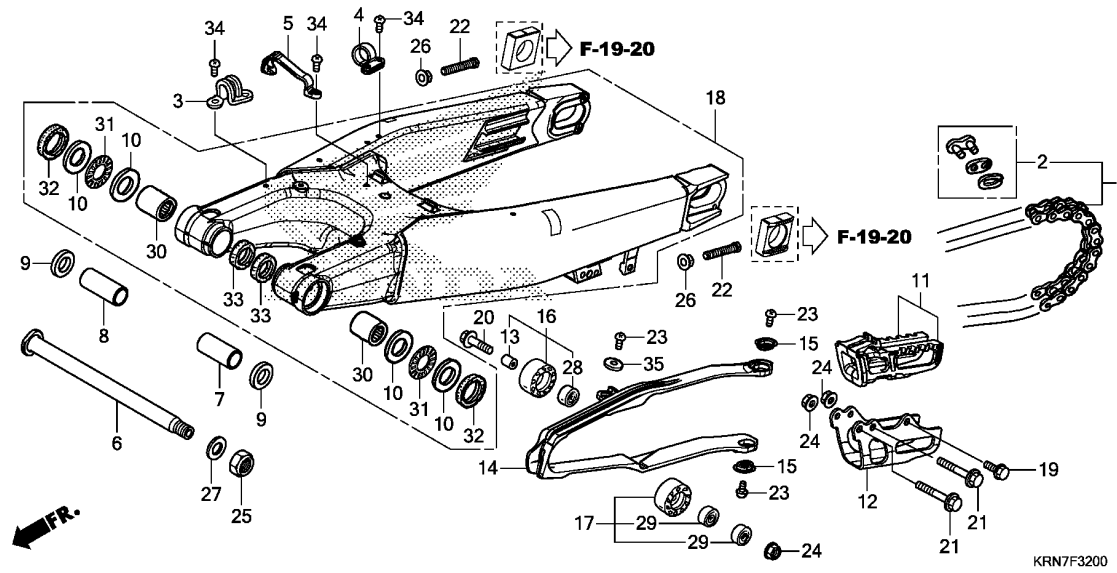
Ref. No.	Part No.	Description	Reqd. QTY	Serial No.	Parts catalogue code
			CRF250R		
			E		
1	50500-KA3-820	STAND COMP., MAIN	(1)		
2	50530-KRN-A70	BAR, SIDE STAND	1		
3	50603-KZ4-J40	PIN, STEP JOINT	2		
4	50610-MEN-A70	BRACKET, R. STEP	1		
5	50611-MEN-A70	BRACKET, L. STEP	1		
6	50617-KZ4-J40	SPRING, R. STEP RETURN	1		
7	50618-KZ4-J40	SPRING, L. STEP RETURN	1		
8	50660-MEN-A60	ARM, R. STEP	1		
9	50670-MEN-A60	ARM, L. STEP	1		
10	90101-KZ3-J50	BOLT, FLANGE, 8X24	2		
11	90101-KZ4-J40	BOLT, STEP, 12MM	2		
12	94102-08800	WASHER, PLAIN, 8MM	2		
13	94201-25150	PIN, SPLIT, 2.5X15	2		



# F-32

# SWINGARM

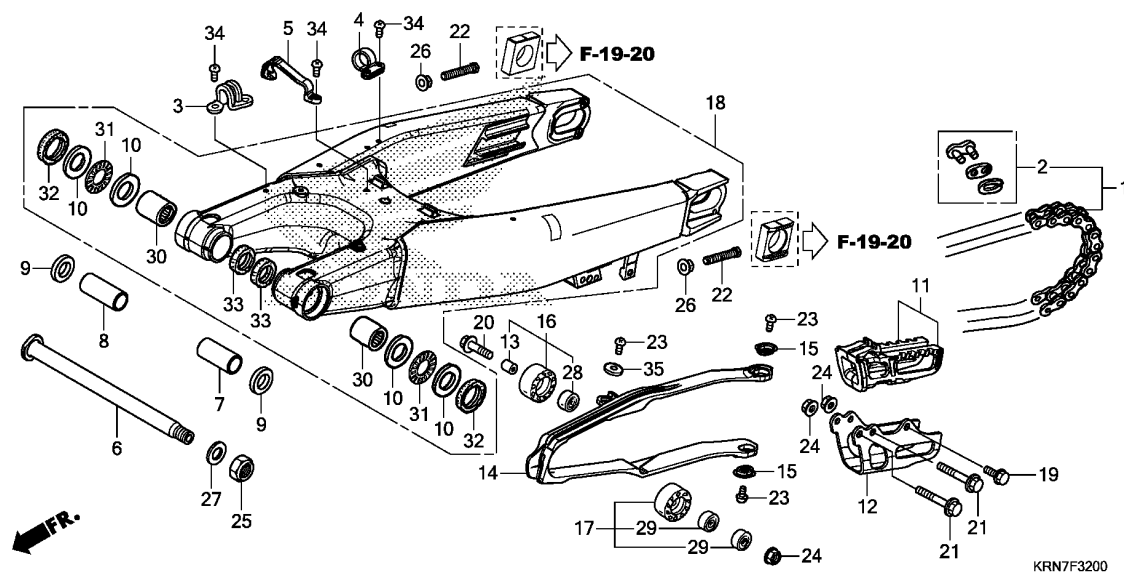
**G 9**



Ref. No.	L.O.N.	(Relative ref. Number) Description	F.R.T.
1	213165	CHAIN, DRIVE	0.2
11		(12)	
14	4101E2	GUIDE, DRIVE CHAIN	0.1
14	4101E5	SLIDER, CHAIN	0.3
16	4101E4	ROLLER, CHAIN TENSIONER	0.1
17	4101E3	ROLLER, CHAIN LOWER	0.1
18	5121B0	SWINGARM ASSEMBLY	1.1
30	5121C8	BEARING, SWINGARM PIVOT :LEFT	1.1
	5121C9	BEARING, SWINGARM PIVOT :RIGHT	1.1
	5121D0	BEARING, SWINGARM PIVOT :BOTH	1.2

**3**

Ref. No.	Part No.	Description	Reqd. QTY	Serial No.	Parts catalogue code
			CRF250R E		
1	40530-MEN-A31	CHAIN, DRIVE(DAIDO) (DID520DMA4-116RB)	1		
	40530-MEN-A32	CHAIN, DRIVE(RK EXCEL) (RK520TXZ-116RJ)	1		
	40540-KRN-A31	CHAIN, DRIVE(DAIDO) (DID520DMA4-120RB)	1		
		(STANDARD LINK 116L)	1		
	40540-KRN-A32	CHAIN, DRIVE(RK EXCEL) (RK520TXZ-120RJ)	1		
		(STANDARD LINK 116L)	1		
2	40531-KRN-A12	JOINT, DRIVE CHAIN(RK EXCEL)	1		
	40531-KRN-A31	JOINT, DRIVE CHAIN(DAIDO)	1		
3	43468-MCJ-000	GUIDE, BRAKE HOSE	1		
4	43468-MEN-A70	GUIDE A, BRAKE HOSE	1		
5	43469-MEN-A70	GUIDE B, BRAKE HOSE	1		
6	52101-KZ4-J40	SHAFT, SWINGARM PIVOT	1		
7	52141-MEN-A70	COLLAR, SWINGARM, 47.6MM	1		
8	52142-MEN-A70	COLLAR, SWINGARM, 52.4MM	1		
9	52143-KZ4-J40	COLLAR, SWINGARM PIVOT SIDE	2		
10	52143-MEN-A30	WASHER, SWINGARM SIDE THRUST	4		
11	52146-MEN-A50	GUIDE SET, CHAIN	1		
12	52147-MEN-J00	PLATE, CHAIN GUIDE	1		
13	52160-MEN-000	COLLAR, CHAIN TENSIONER	1		
14	52170-MEN-A70	SLIDER, CHAIN	1		
15	52171-KR6-000	WASHER, CHAIN SLIDER	2		
16	52175-MEN-A70	ROLLER COMP., CHAIN(36MM)	1		

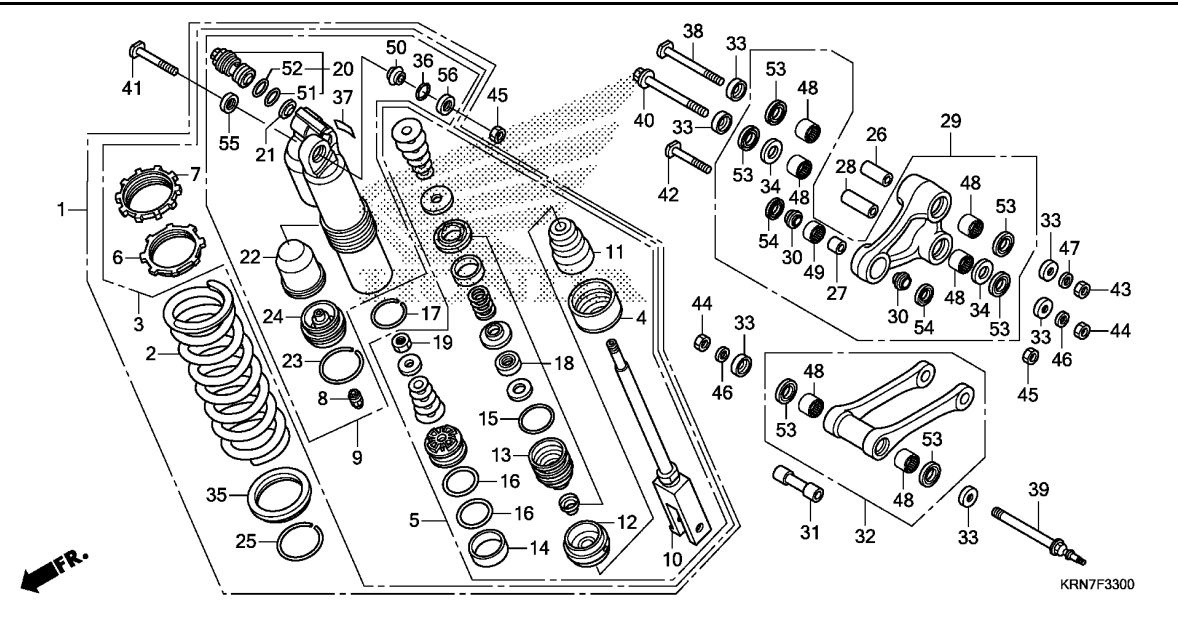
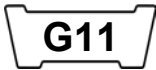


KRN7F3200

Ref. No.	Part No.	Description	Reqd. QTY	Serial No.	Parts catalogue code
			CRF250R E		
17	52176-MEN-A30	ROLLER COMP., CHAIN LOWER (38MM)	1		
18	52200-MEN-A70	SWINGARM SUB ASSY., RR.	1		
19	90101-MEN-A60	BOLT, 6X12	1		
20	90101-MEN-A70	BOLT, FLANGE, 8X32	1		
21	90103-MEN-A60	BOLT, 6X45	2		
22	90105-MEN-000	BOLT, HEX., 8X47.5	2		
23	90115-KV3-700	SCREW, PAN, 5X8	3		
24	90301-473-003	NUT, U, 6MM(FUSERASHI)	3		
25	90305-KZ3-B01	NUT, U, HEX. 14MM	1		
26	90309-357-000	NUT, HEX., 8MM	2		
27	90501-GBL-730	WASHER, 14MM	1		
28	91011-GCT-003	BEARING, RADIAL BALL, 608UU	1		
29	91051-KRN-A31	BEARING, RADIAL BALL, 608UU	2		
30	91071-MJ0-003	BEARING, NEEDLE, 22X29X30(NTN)	2		
31	91072-KZ3-861	BEARING, NEEDLE THRUST	2		
32	91253-KZ3-861	DUST SEAL, 30X37X4	2		
33	91283-ML7-003	DUST SEAL, 22X29X4(ARAI)	2		
34	93500-05008-0A	SCREW, PAN, 5X8	6		
35	94103-05700	WASHER, PLAIN, 5MM	1		

F-33

REAR CUSHION



Ref. No.	L.O.N.	(Relative ref. Number) Description	F.R.T.
1	512115	CUSHION ASSY., REAR (35)	0.5
2	5121B9	SPRING, REAR CUSHION	0.7
3	5121D2	DAMPER, REAR	0.8
5	5121H0	ROD ASSY., REAR DAMPER	1.1
9	5121D9	CASE, DAMPER (4,11,12)	1.1
10	5121E1	ROD, REAR DAMPER (14,15,16)	1.3
13	5121H1	CASE, ROD GUIDE	1.3
20	5121D8	ADJUSTER, COMPRESSION DAMPING FORCE (24)	0.9
22	5121E0	BLADDER	0.9
29	512140	ARM, CUSHION	0.5
32	512145	ROD, CUSHION CONNECTING (49)	0.3
48	5121D4	BEARING, CUSHION CONNECTING ROD	0.5
	5121D4A	.Replace 1 bearing add	0.1
	512146	BEARING, CUSHION ARM	0.7
	5121D3	BEARING, CUSHION ARM :FOR 1 VEHICLE	1.1
50	5121D1	BEARING, REAR CUSHION	0.7

Ref. No.	Part No.	Description	Reqd. QTY	Serial No.	Parts catalogue code
			CRF250R E		
1	52400-KRN-E81	CUSHION ASSY., RR. (SHOWA)	1	-----	ED
	52400-KRN-T81	.....	1	-----	TH
	52400-KRN-A81	.....	1	-----	U
2	52401-KRN-A81	SPRING, RR. CUSHION(52N/MM)	1	-----	
	52402-KRN-A81	SPRING, RR. CUSHION(54N/MM)	(1)	-----	
	52403-KRN-A81	SPRING, RR. CUSHION(50N/MM)	(1)	-----	
3	52410-KRN-E81	DAMPER COMP., RR.	1	-----	ED
	52410-KRN-T81	.....	1	-----	TH
	52410-KRN-A81	.....	1	-----	U
4	52419-KZ3-J21	STOPPER, SPRING SEAT	1	-----	
5	52421-KRN-A81	ROD COMP., PISTON	1	-----	
6	52422-KRN-A41	ADJUSTER, SPRING	1	-----	
	52423-KRN-A41	NUT, ADJUSTER	1	-----	
	52425-381-771	CAP, AIR VALVE	1	-----	
	52425-KRN-E81	CASE COMP., DAMPER	1	-----	ED
	52425-KRN-T81	.....	1	-----	TH
	52425-KRN-A81	.....	1	-----	U
10	52426-KRN-A81	ROD COMP.	1	-----	
11	52427-MEB-751	RUBBER, STOPPER	1	-----	
12	52428-KRN-711	PLATE, END	1	-----	
13	52429-KRN-A41	CASE COMP., ROD GUIDE	1	-----	
14	52431-KZ3-J31	RING, PISTON	1	-----	
15	52434-KZ3-J21	O-RING, 3.5X43.7	1	-----	
16	52434-KZ3-J31	O-RING, 42.5X2.0	2	-----	
17	52435-KZ3-J21	RING, STOPPER	1	-----	
18	52436-KRN-A41	OIL SEAL SET	1	-----	

3

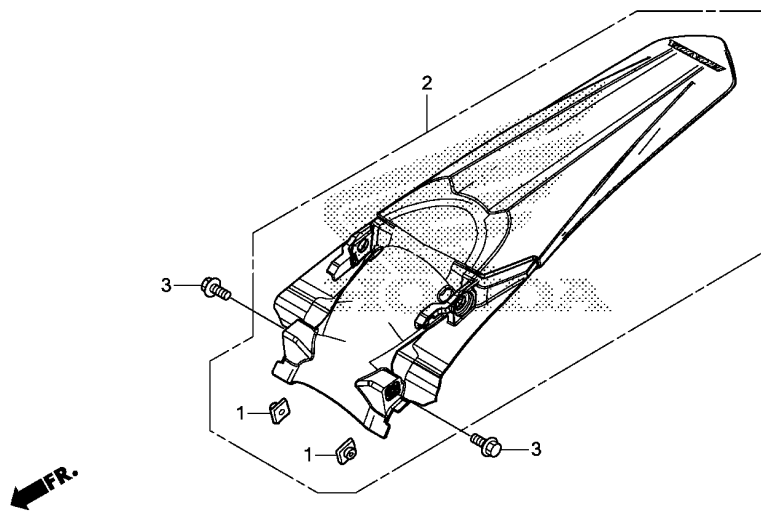
Ref. No.	Part No.	Description	Reqd. QTY CRF250R E	Serial No.	Parts catalogue code
19	52438-KA4-741	NUT, HEX., 12MM .....	1		
20	52440-KRN-A71	ADJUSTER, COMPRESSION DAMPING FORCE	1		
21	52445-KRN-A41	COLLAR, ORIFICE .....	1		
22	52451-KRN-A41	BLADDER .....	1		
23	52452-KRN-A41	RING, STOPPER .....	1		
24	52453-KRN-A41	CAP COMP., CHAMBER .....	1		
25	52455-KZ3-J21	RING, STOPPER .....	1		
26	52463-KZ4-J40	COLLAR C, CUSHION ARM .....	1		
27	52464-KRN-710	COLLAR D, CUSHION ARM .....	1		
28	52464-MEN-A30	COLLAR B, CUSHION .....	1		
29	52465-KRN-A80	ARM SUB ASSY., CUSHION .....	1		
30	52466-KRN-710	COLLAR D, CUSHION ARM SIDE ..	2		
31	52473-MEN-A30	COLLAR, CONNECTING ROD .....	1		
32	52475-KRN-A80	ROD SUB ASSY., CUSHION CONNECTING	1		
33	52475-KZ4-J20	COLLAR, LINK SIDE .....	6		
34	52476-KZ4-J20	WASHER, THRUST .....	2		
35	52486-KZ3-J21	SEAT, SPRING .....	1		
36	52487-KA4-831	RING, STOPPER .....	1		
37	87516-MEN-E30	LABEL, RR. DAMPER .....	1	-----	ED
	87516-KRN-T60	LABEL, RR. DAMPER (THAI) .....	1	-----	TH
	87516-KZ1-600	LABEL, RR. DAMPER WARNING ..	1	-----	U
38	90130-MEN-840	BOLT, LINK, 12X82 .....	1		
39	90131-MEN-A70	BOLT, LINK, 12X116 .....	1		
40	90132-MEN-A30	BOLT, LINK, 12X87 .....	1		
41	90152-MEB-750	BOLT, CUSHION UPPER, 10X53 ..	1		
42	90153-KZ4-710	BOLT, CUSHION LOWER, 10X43.5	1		
43	90305-KRN-A30	NUT, U, 12MM .....	1		
44	90306-KBP-901	NUT, U, 12MM .....	2		
45	90306-KZ4-711	NUT, U, 10MM .....	2		
46	90501-KRN-710	WASHER, PLAIN, 12MM .....	2		
47	90501-KZ4-J40	WASHER, PLAIN, 12MM .....	1		
48	91051-KSC-003	BEARING, NEEDLE, 20X26X15 ..	6		
49	91074-KRN-711	BEARING, NEEDLE, 19X26X13 ..	1		
50	91074-MAC-741	BEARING, SPHERICAL, 10 .....	1		
51	91256-KZ3-731	O-RING, 21.5X1.5 .....	1		
52	91257-KZ3-891	O-RING, 26.2X1.9 .....	1		
53	91262-KZ3-731	DUST SEAL, 25X32X4 .....	6		
54	91351-KRN-711	DUST SEAL, 17.5X26X3 .....	2		
55	91351-KZ3-731	DUST SEAL, RR. CUSHION PIVOT	1		
56	91351-MAC-671	DUST SEAL, 16X26X3 .....	1		



F-34

REAR FENDER

G13



KRN7F3400

Ref. No.	L.O.N. (Relative ref. Number)	Description	F.R.T.
2	413102	FENDER, REAR .....	0.2

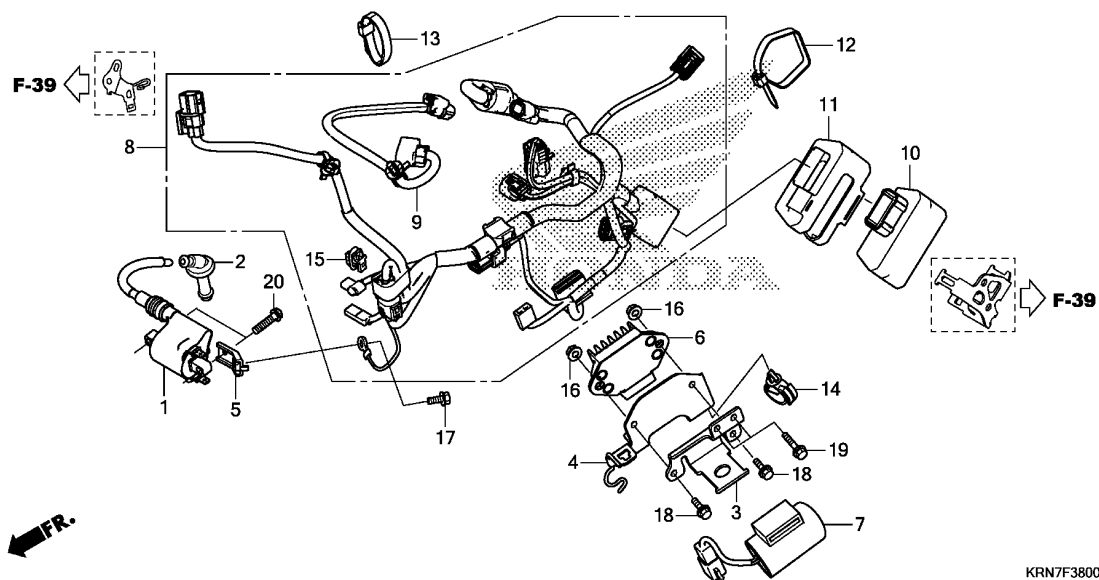
3

Ref. No.	Part No.	Description	Reqd. QTY	Serial No.	Parts catalogue code
			CRF250R E		
1	61304-958-003	NUT, SPECIAL, 6X7 .....	2		
2	80101-MEN-A71ZA	FENDER SET, RR.(WL) *NH196*.....ROSS WHITE	1		
3	96001-06018-00	BOLT, FLANGE, 6X18 .....	2		

# F-38

# WIRE HARNESS

**G14**

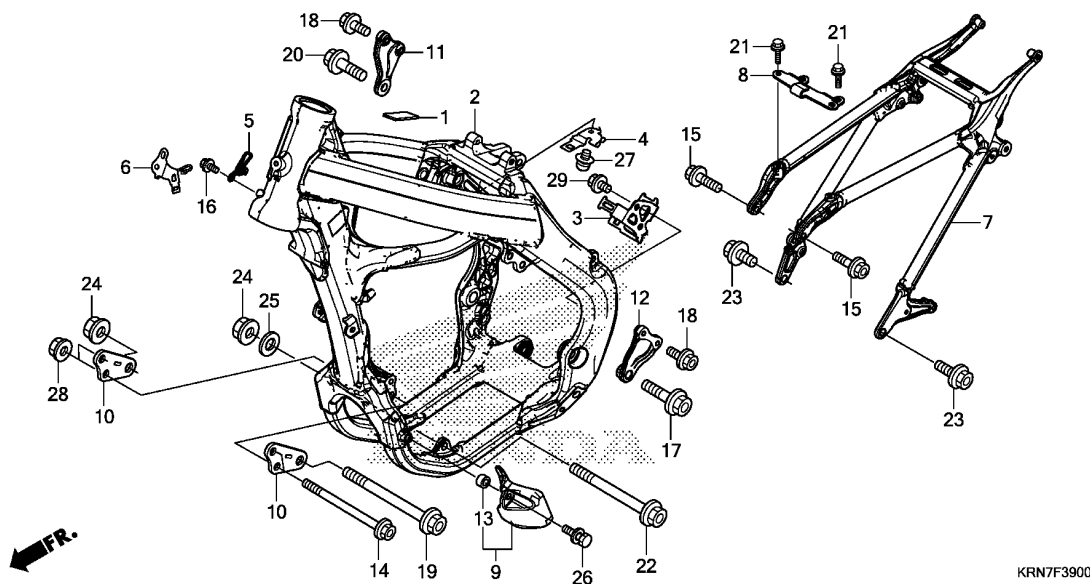


Ref. No.	L.O.N.	(Relative ref. Number) Description	F.R.T.
1	614105	COIL, IGNITION .....	0.6
6	6131B2	RECTIFIER, REGULATE .....	0.4
7	6131C1	CONDENSER .....	0.2
8	611100	HARNESS, WIRE .....	1.0
9	6111Q5	SUB HARNESS, FUEL PUMP .....	0.2
10	618135	ENGINE CONTROL MODULE(ECM) ...	0.6

KRN7F3800

Ref. No.	Part No.	Description	Reqd. QTY	Serial No.	Parts catalogue code
			CRF250R E		
1	30510-KRN-A81	COIL COMP., IGNITION (TOYO DENSO)	1		
2	30700-KRN-A41	CAP ASSY., NOISE SUPPRESSOR	1		
3	31411-KRN-A80	STAY, CONDENSOR .....	1		
4	31413-KRN-A80	HOLDER, COUPLER .....	1		
5	31414-MEN-A71	HOLDER, EARTH .....	1		
6	31600-KRN-A71	RECTIFIER ASSY., REGULATE ...	1		
7	31700-KRN-A71	CONDENSER UNIT .....	1		
8	32100-KRN-A80	HARNESS, WIRE .....	1		
9	32101-MEN-A70	SUB HARNESS, FUEL PUMP .....	1		
10	38770-KRN-E82	PGM-FI UNIT .....	1		
11	38771-MEN-A70	SUSPENSION, PGM-FI UNIT .....	1		
12	90620-SB2-003	BAND, WIRE HARNESS .....	1		
13	90650-MA6-720	BAND, WIRE HARNESS .....	1		
14	91558-SD5-003	CLIP, WIRE HARNESS(BLACK) ...	1		
15	91565-SEL-003	CLIP, COUPLER(BLACK) .....	1		
16	94050-06000	NUT, FLANGE, 6MM .....	2		
17	96001-06010-00	BOLT, FLANGE, 6X10 .....	1		
18	96001-06016-00	BOLT, FLANGE, 6X16 .....	2		
19	96001-06020-00	BOLT, FLANGE, 6X20 .....	2		
20	96001-06025-00	BOLT, FLANGE, 6X25 .....	2		

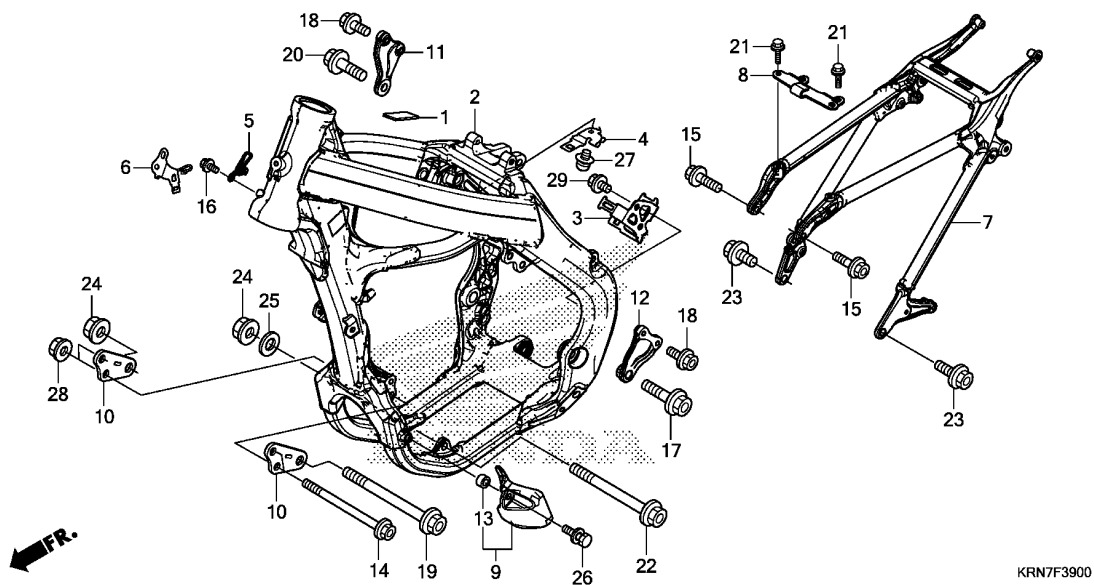
**3**



Ref. No.	L.O.N.	(Relative ref. Number) Description	F.R.T.
2	410100	BODY, FRAME ..... .INCLUDES: Engine removal and installation	5.0
7	4101A5	FRAME :REAR .....	0.5
9	4101F5	GUARD, ENGINE :LEFT .....	0.1

KRN7F3900

Ref. No.	Part No.	Description	Reqd. QTY CRF250R E	Serial No.	Parts catalogue code
1	17503-KCM-620	FILM, PROTECTOR .....	1		
2	50100-KRN-A81	BODY COMP., FRAME .....	1		
3	50124-MEN-A70	BRACKET, ECU .....	1		
4	50127-KRN-A80	STAY, STOPPER CABLE .....	1		
5	50128-MEN-A70	GUIDE, CABLE .....	1		
6	50184-KRN-A80	STAY, COUPLER .....	1		
7	50200-MEN-A70	BODY COMP., RR. FRAME .....	1		
8	50217-MEN-A70	PLATE, SEAT STOPPER .....	1		
9	50360-KRN-A40	GUARD, L. ENGINE .....	1		
10	50405-KRN-A40	PLATE, FR. ENGINE HANGER .....	2		
11	50407-KRN-A81	PLATE, R. HEAD HANGER .....	1		
12	50408-KRN-A81	PLATE, L. HEAD HANGER .....	1		
13	80123-MA1-640	COLLAR, MUDGUARD .....	1		
14	90101-KRN-A40	BOLT, FLANGE, 8X121 .....	2		
15	90101-MEN-A10	BOLT, 8X28 .....	2		
16	90101-MEN-A60	BOLT, 6X12 .....	1		
17	90102-MEN-A30	BOLT, FLANGE, 10X30 .....	1		
18	90103-MEB-670	BOLT, FLANGE, 8X18 .....	4		
19	90104-MEY-670	BOLT, FLANGE, 10X126 .....	1		
20	90105-MEN-A30	BOLT, FLANGE, 10X37 .....	1		
21	90106-MJ0-000	BOLT, FLANGE, 6X16 .....	4		
22	90111-MEN-A70	BOLT, FLANGE, 10X134 .....	1		
23	90122-MEN-730	BOLT, 10X24 .....	2		
24	90302-KZ3-J40	NUT, FLANGE, 10MM .....	2		
25	90410-HC4-000	WASHER, 10MM .....	1		



Ref. No.	Part No.	Description	Reqd. QTY	Serial No.	Parts catalogue code
----------	----------	-------------	-----------	------------	----------------------

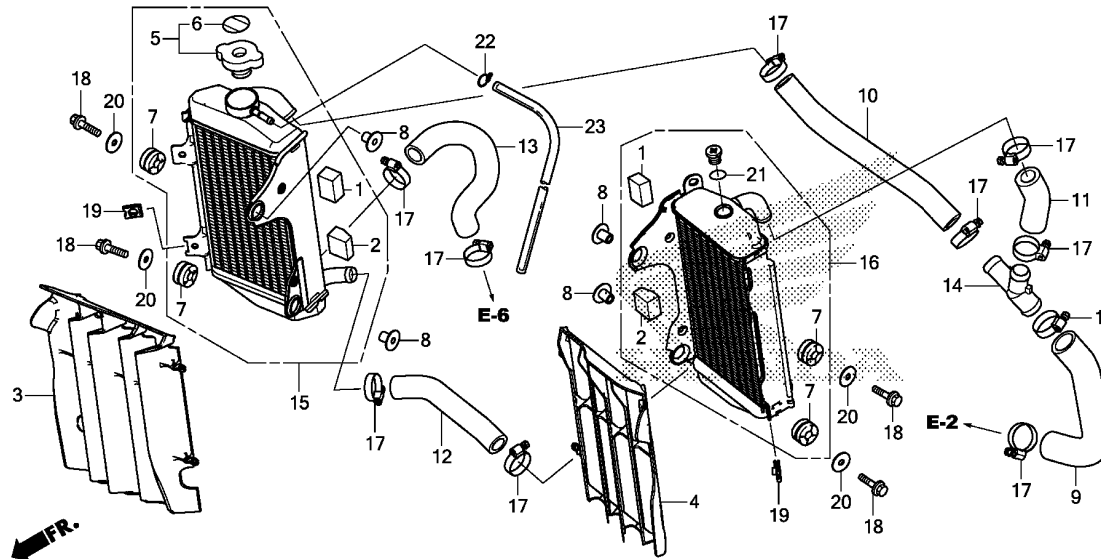
26	93404-06018-00	BOLT-WASHER, 6X18	1		
27	93891-04016-08	SCREW-WASHER, 4X16	1		
28	94050-08000	NUT, FLANGE, 8MM	2		
29	96001-06012-00	BOLT, FLANGE, 6X12	2		



# F-41

# RADIATOR

H 1

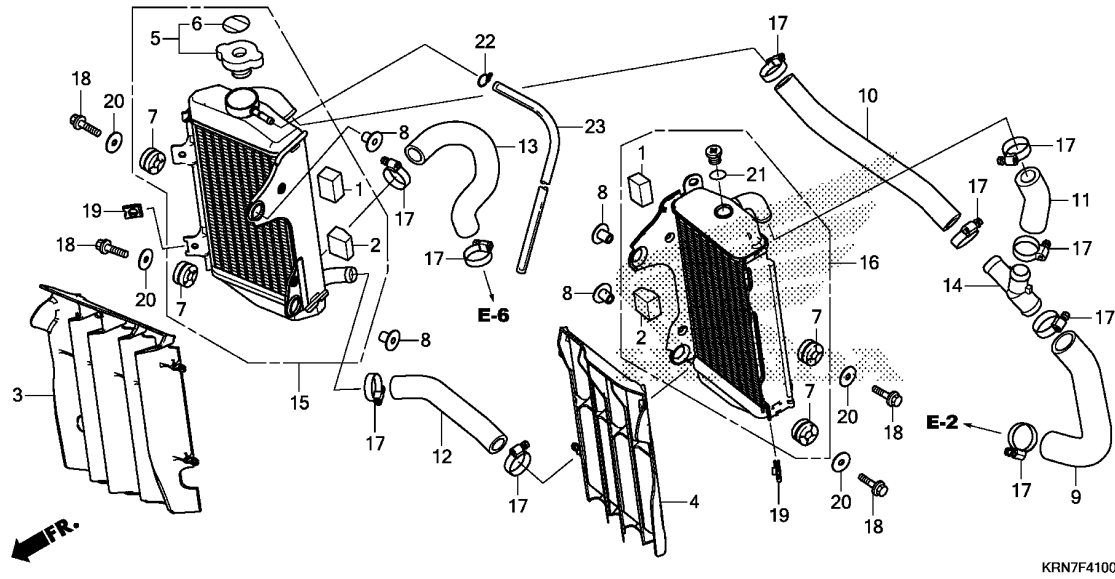


KRN7F4100

Ref. No.	L.O.N.	(Relative ref. Number) Description	F.R.T.
3	1151B3	GRILLE, RADIATOR :RIGHT	0.1
4	1151B2	GRILLE, RADIATOR :LEFT	0.1
	1151G3	GRILLE, RADIATOR :BOTH	0.1
5	1151B8	CAP, RADIATOR	0.1
9	114130	HOSE A, WATER	0.4
10	114131	HOSE B, WATER	0.5
11	114132	HOSE C, WATER	0.5
12	114133	HOSE D, WATER	0.4
13	114134	HOSE E, WATER	0.4
15	115102	RADIATOR :RIGHT	0.5
16	115101	RADIATOR :LEFT	0.5
	1151A2	RADIATOR :BOTH	0.7

3

Ref. No.	Part No.	Description	Reqd. QTY	Serial No.	Parts catalogue code
			CRF250R E		
1	19021-MEN-A70	RUBBER, RADIATOR UPPER	2		
2	19022-KRN-A40	RUBBER, RADIATOR LOWER	2		
3	19033-KRN-A80	GRILL, RADIATOR R.	1		
4	19034-MEN-A70	GRILL, RADIATOR L.	1		
5	19037-MCA-G61	CAP COMP., RADIATOR	1	-----	ED
	19037-KVB-902	CAP COMP., RADIATOR(T.RAD)	1	-----	TH
	19037-GEE-710	CAP COMP., RADIATOR	1	-----	U
6	19046-MCA-G61	LABEL, RADIATOR CAP	1	-----	ED
	19046-KVB-902	LABEL, RADIATOR CAP(T.RAD)	1	-----	TH
	19046-PAA-A00	LABEL, RADIATOR CAP	1	-----	U
7	19051-KRN-000	RUBBER, RADIATOR MOUNTING	4		
8	19052-MAC-680	COLLAR, RADIATOR MOUNTING	4		
9	19061-KRN-A80	HOSE A, WATER	1		
10	19062-KRN-A80	HOSE B, WATER	1		
11	19063-KRN-A80	HOSE C, WATER	1		
12	19064-KRN-A80	HOSE D, WATER	1		
13	19065-KRN-A80	HOSE E, WATER	1		
14	19069-MEN-A30	JOINT, WATER HOSE	1		
15	19100-KRN-E80	RADIATOR ASSY., R.	1	-----	ED
	19100-KRN-T80	.....	1	-----	TH
	19100-KRN-A80	.....	1	-----	U
16	19150-KRN-A80	RADIATOR ASSY., L.	1		
17	19506-KS6-700	CLAMP B, WATER HOSE	10		
18	90109-MEN-A70	BOLT, 6X25	4		
19	90201-KPR-901	NUT, CLIP, 6MM	2		
20	90403-KA3-830	WASHER, RADIATOR MOUNTING	4		



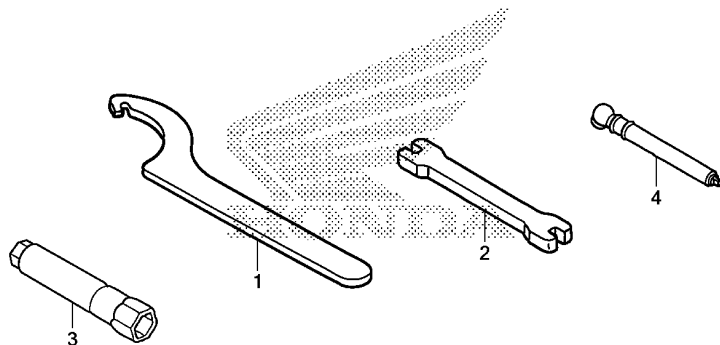
KRN7F4100

Ref. No.	Part No.	Description	Reqd. QTY		Serial No.	Parts catalogue code
			CRF250R	E		
21	91353-MEC-003	O-RING, 9.8X1.9 .....	1			
22	95002-02080	CLIP, TUBE(B8) .....	1			
23	95003-14068-10	TUBE, VINYL, 6X9X680 .....	1			

F-48

TOOL

H 3



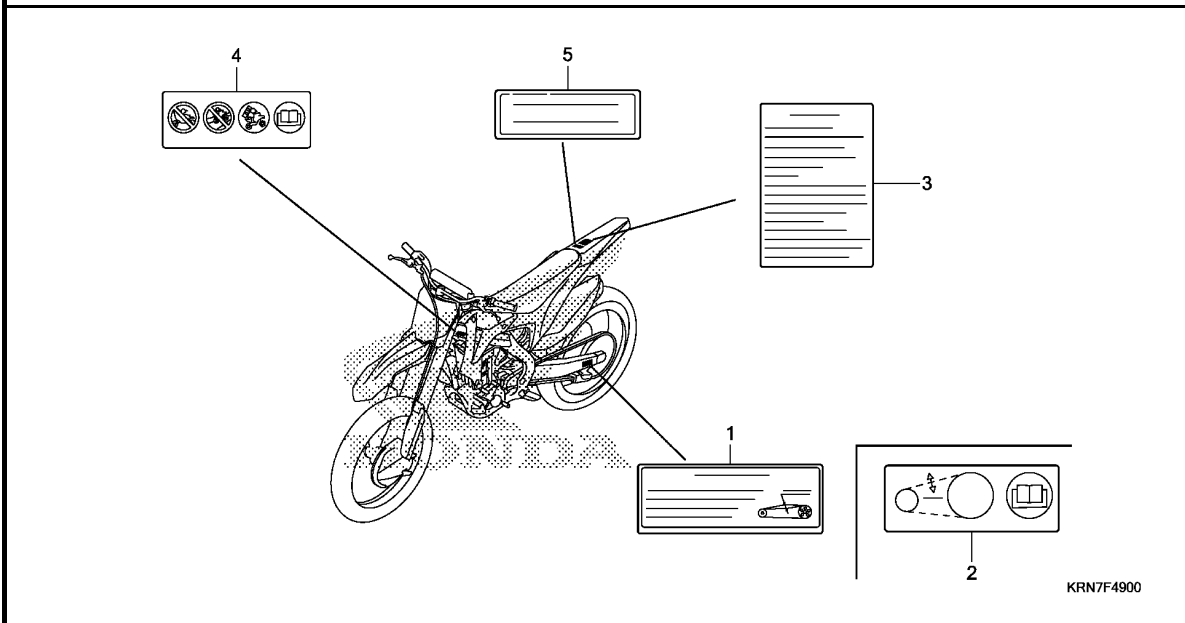
KRN7F4800

Ref. L.O.N. (Relative ref. Number) F.R.T.  
No. Description

NO INFORMATION .....

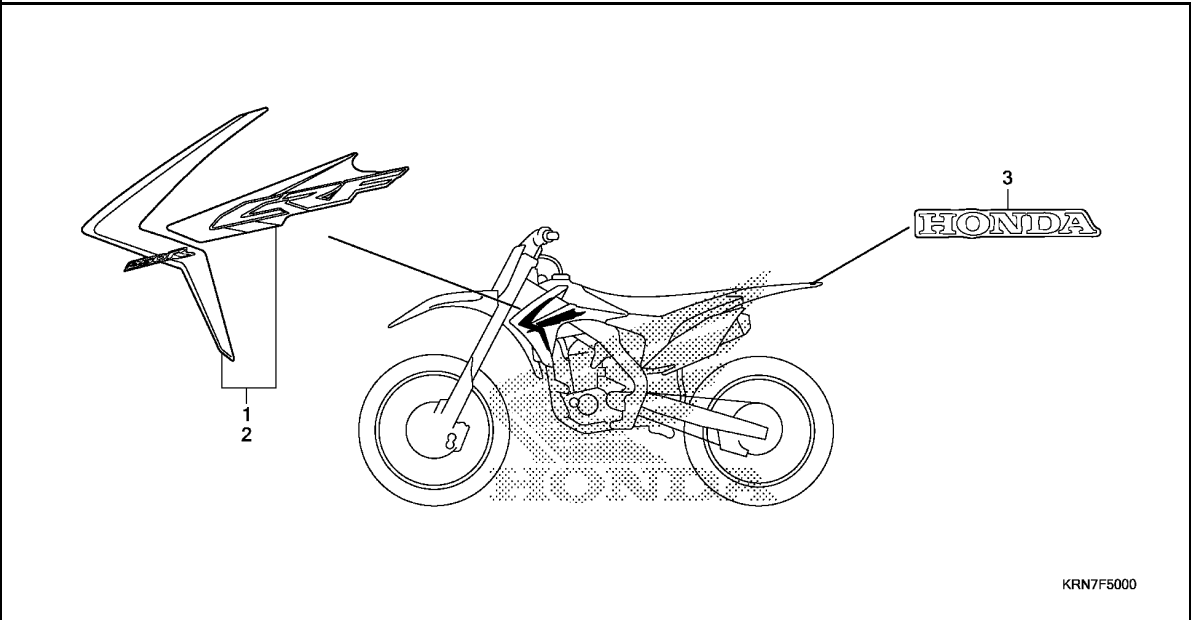
3

Ref. No.	Part No.	Description	Reqd. QTY	Serial No.	Parts catalogue code
			CRF250R E		
1	89201-KS6-810	SPANNER A, PIN .....	(2)		
2	89212-KZ4-J40	WRENCH, NIPPLE .....	1		
3	89216-MEN-A30	WRENCH, PLUG(P14) .....	1		
4	89301-KA4-811	GAUGE, AIR PRESSURE .....	(1)		



Ref. No.	L.O.N.	(Relative ref. Number)	Description	F.R.T.
			NO INFORMATION .....	

Ref. No.	Part No.	Description	Reqd. QTY	Serial No.	Parts catalogue code
			CRF250R E		
1	87507-KRN-T70	LABEL, DRIVE CHAIN(THAI)	1	-----	TH
	87507-KRN-A70	LABEL, DRIVE CHAIN	1	-----	U
2	87507-MEY-D30	LABEL, DRIVE CHAIN	1	-----	ED
3	87560-KRN-T60	LABEL, CAUTION(THAI)	1	-----	TH
	87560-KSE-F10	LABEL, CAUTION	1	-----	U
4	87560-MEN-E30	LABEL, CAUTION	1	-----	ED
5	87700-KVG-900	LABEL, HELMET INFORMATION (THAI)	1	-----	TH



Ref. No.	L.O.N.	(Relative ref. Number) Description	F.R.T.
NO INFORMATION .....			

3

Ref. No.	Part No.	Description	Reqd. QTY CRF250R E	Serial No.	Parts catalogue code
1	86191-KRN-A80ZA	MARK, R. RADIATOR SHROUD *TYPE1*.....	1		
2	86192-KRN-A80ZA	MARK, L. RADIATOR SHROUD *TYPE1*.....	1		
3	87130-KSC-C30ZA	MARK (HONDA) *TYPE1*.....	1		

# PART NO. INDEX

Part Number	Address	Page	Ref.	Part Number	Address	Page	Ref.	Part Number	Address	Page	Ref.	Part Number	Address	Page	Ref.
<b>06000</b>				<b>14000</b>				<b>14937-KT7-013</b>				<b>16400-KRN-A71</b>			
06160-MEN-A50	F15	60	1	14000-KRN-A40	D4	25	3	14938-KT7-013	D5	26	18	16422-MEN-A31	E8	45	7
06420-KRN-710	F13	58	1	14102-KRN-A40	D4	25	4	14939-KT7-013	D6	27	18	16450-KRN-A41	E8	45	8
06421-KRN-710	F13	58	2	14106-KRN-A40	D4	25	5	14940-KT7-013	D6	27	18	16472-MCW-000	E8	45	9
06431-MA3-405	F9	54	1	14401-KRN-A41	D7	28	1	14941-KT7-013	D6	27	18	16473-P7A-004	E8	45	10
06435-KRN-712	F12	57	1	14410-KRN-A40	D4	25	6	14942-KT7-013	D6	27	18	16542-MEL-003	E8	45	11
06440-MEN-840	F10	55	1	14451-KRN-A40	D4	25	7	14943-KT7-013	D6	27	18	16700-MEN-A52	F15	60	3
06451-MZ2-405	F12	57	2	14510-KRN-A40	D7	28	2	14944-KT7-013	D6	27	18	16702-KPC-D50	F15	60	4
				14520-KRN-671	D7	28	3	14945-KT7-013	D6	27	18	16711-MEN-A30	F15	60	5
				14521-HN8-000	D7	28	4	14946-KT7-013	D6	27	18	16712-MEN-A30	F15	60	6
				14560-MEN-671	D7	28	5	14947-KT7-013	D6	27	18	16719-HN8-A61	F15	60	7
				14620-KRN-A40	D7	28	6	14948-KT7-013	D6	27	18	16731-MEN-A71	G3	64	2
				14711-KRN-A40	D4	25	8	14949-KT7-013	D6	27	18	16959-MY1-000	G3	64	3
				14721-KRN-A60	D4	25	9	14950-KT7-013	D6	27	18				
				14731-KRN-A00	D4	25	10	14951-KT7-013	D6	27	18	<b>17000</b>			
				14751-KRN-A41	D4	25	11	14952-KT7-013	D6	27	18	17210-MEN-E70	G3	64	4
				14761-KRN-A41	D4	25	12	14953-KT7-013	D6	27	18	17213-MEN-A70	G3	64	5
				14771-KRN-A30	D4	25	13	14954-KT7-013	D6	27	18	17214-MEN-A70	G3	64	6
				14771-KRN-A40	D4	25	14	14955-KT7-013	D6	27	18	17218-MEN-A70	G3	64	7
				14775-KRN-670	D4	25	15	14956-KT7-013	D6	27	18	17221-MEN-A70	G3	64	8
				14781-KRN-A61	D4	25	16	14957-KT7-013	D6	27	18	17222-MEN-A70	G3	64	9
				14781-MLO-720	D4	25	17	14958-KT7-013	D6	27	18	17225-MEN-E70	G3	64	12
				14901-KT7-013	D4	25	18	14959-KT7-013	D6	27	18	17227-MEN-E70	G3	64	13
				14902-KT7-013	D4	25	18	14960-KT7-013	D6	27	18	17228-MEN-E70	G3	64	14
				14903-KT7-013	D4	25	18	14961-KT7-013	D6	27	18	17231-MEN-E70ZA	G2	63	1
				14904-KT7-013	D4	25	18	14962-KT7-013	D6	27	18	17232-MEN-E70ZA	G2	63	2
				14905-KT7-013	D4	25	18	14963-KT7-013	D6	27	18	17236-KRN-E80	G3	64	15
				14906-KT7-013	D4	25	18	14964-KT7-013	D6	27	18	17237-KRN-E80	G3	64	16
				14907-KT7-013	D4	25	18	14965-KT7-013	D6	27	18	17253-KRN-A80	G3	64	17
				14908-KT7-013	D4	25	18	14966-KT7-013	D6	27	18	17255-MEN-A70	G3	64	18
				14909-KT7-013	D4	25	18	14967-KT7-013	D6	27	18	17291-MEB-670	G3	64	19
				14910-KT7-013	D5	26	18	14968-KT7-013	D6	27	18	17359-MAG-L00	G3	64	20
				14911-KT7-013	D5	26	18	14969-KT7-013	D6	27	18	17370-419-700	G3	64	21
				14912-KT7-013	D5	26	18					17372-KRN-A80	G3	64	22
				14913-KT7-013	D5	26	18	<b>15000</b>				17374-KRN-A80	G4	65	23
				14914-KT7-013	D5	26	18	15111-KRN-A40	D14	35	1	17503-KCM-620	G15	76	1
				14915-KT7-013	D5	26	18	15133-KRN-A40	D14	35	2	17509-KZ3-B00	F15	60	8
				14916-KT7-013	D5	26	18	15201-KRN-A40	D15	36	9	17510-MEN-A70	F15	60	9
				14917-KT7-013	D5	26	18	15220-MEB-770	D12	33	4	17516-KZ3-B00	F15	60	10
				14918-KT7-013	D5	26	18	15331-GF6-000	D14	35	3	17518-MEN-A70	F15	60	12
				14919-KT7-013	D5	26	18	15332-GF6-000	D14	35	4	17518-MEN-A70	F15	60	13
				14920-KT7-013	D5	26	18	15412-MEN-671	D12	33	5	17518-MEN-A70	F15	60	14
				14921-KT7-013	D5	26	18	15414-MEB-670	D12	33	6	17519-MEN-A30	F15	60	15
				14922-KT7-013	D5	26	18	15421-MEN-A31	D15	36	10	17522-MEN-A30	F15	60	16
				14923-KT7-013	D5	26	18	15611-KA4-710	D9	30	6	17567-MEN-A31	E8	45	12
				14924-KT7-013	D5	26	18	15650-KRN-A40	D12	33	7	17568-HP5-600	E8	45	13
				14925-KT7-013	D5	26	18	15712-PD1-811	F15	60	2	17575-MEN-A30	F15	60	17
				14926-KT7-013	D5	26	18	15771-551-000	G3	64	1	17577-MEN-A30	F15	60	18
				14927-KT7-013	D5	26	18					17578-MEN-A30	F15	60	19
				14928-KT7-013	D5	26	18	<b>16000</b>				17578-MEN-A30	F15	60	20
				14929-KT7-013	D5	26	18	16046-KRN-A41	E8	45	1	17579-HP5-600	E8	45	14
				14930-KT7-013	D5	26	18	16080-HP1-601	E8	45	2	17620-MEN-A30	F15	60	21
				14931-KT7-013	D5	26	18	16157-MEN-A31	E8	45	3	17624-KT1-780	F15	60	22
				14932-KT7-013	D5	26	18	16191-KRN-A41	E8	45	4	17630-KRN-A41	F15	60	23
				14933-KT7-013	D5	26	18	16199-KRN-A41	E8	45	5				
				14934-KT7-013	D5	26	18	16211-KRN-A80	D2	23	5				
				14935-KT7-013	D5	26	18	16218-KRN-A80	D2	23	6				
				14936-KT7-013	D5	26	18								



# PART NO. INDEX

Part Number	Address	Page	Ref.	Part Number	Address	Page	Ref.	Part Number	Address	Page	Ref.	Part Number	Address	Page	Ref.
19217-KRN-A61	D9	30	8	24311-KRN-A80	E5	42	6	37000				43468-MCJ-000	G9	70	3
19221-KRN-A40	D9	30	9	24312-KRN-A30	E5	42	7					43468-MEN-A70	G9	70	4
19226-KRN-A40	D9	30	10	24315-HA0-000	E5	42	8	37830-MEL-003	E8	45	15	43469-MEN-A70	G9	70	5
19240-KRN-A40	D9	30	11	24321-MEB-670	E5	42	9	37870-HN8-A61	D2	23	9	43500-KZ4-J43	F11	56	2
19245-KRN-A40	E2	39	3	24322-MM4-000	E5	42	10	37880-KWW-C01	G4	65	26	43504-MB2-006	F11	56	3
19506-KS6-700	H1	78	17	24324-KA3-711	E5	42	11					43513-KZ4-J41	F11	56	4
19508-KA3-710	G5	66	24	24325-KA3-711	E5	42	12	38000				43514-KS6-701	G4	65	27
19509-MM5-003	G5	66	25	24326-KBH-901	E5	42	13					43520-KZ4-J43	F11	56	5
19523-KRN-730	D2	23	7	24328-KRN-A40	E5	42	14	38770-KRN-E82	G14	75	10	43521-KZ4-J41	F11	56	6
				24329-KA3-740	E5	42	15	38771-MEN-A70	G14	75	11	43522-KZ4-J41	F11	56	7
				24430-KRN-A30	E5	42	16					43530-KZ4-J41	F11	56	8
				24435-KSE-670	E5	42	17	40000							
22000				24610-KRN-A41	E5	42	18	40530-MEN-A31	G9	70	1	44000			
22100-KRN-A80	D11	32	3	24651-MEB-670	E5	42	19	40530-MEN-A32	G9	70	1	44301-MEN-000	F10	55	3
22120-KRN-A40	D11	32	4	24652-KRN-A40	E5	42	20	40531-KRN-A12	G9	70	2	44311-KRN-A70	F10	55	4
22125-435-000	D11	32	5	24700-KRN-A40	G7	68	1	40531-KRN-A31	G9	70	2	44312-KRN-A30	F10	55	5
22201-KRN-A10	D11	32	6					40540-KRN-A31	G9	70	1	44620-MEN-A50	F10	55	6
22202-KSC-670	D11	32	7	28000				40540-KRN-A32	G9	70	1	44635-MEN-A50	F10	55	7
22321-KF0-770	D11	32	8	28210-KRN-A40	E7	44	1					44650-MEN-A50	F10	55	8
22351-KRN-A40	D11	32	9	28215-KRN-A80	E7	44	2	41000				44701-MEN-A11	F10	55	9
22352-KRN-670	D11	32	10	28221-KRN-A40	E7	44	3	41201-KZ3-J40	F13	58	3	44711-KRN-A71	F10	55	10
22401-KRN-A80	D11	32	11	28222-KKO-000	E7	44	4	41202-KZ3-J40	F13	58	3	44712-300-004	F13	58	17
22402-435-000	D11	32	12	28231-KRN-A40	E7	44	5	41203-KZ3-J20	F13	58	3	44712-400-004	F10	55	11
22810-KRN-A80	D15	36	11	28237-KZ4-A10	D11	32	15	41231-KZ4-J20	F13	58	4	44713-300-004	F13	58	18
22838-KRN-A80	D12	33	8	28242-KA3-710	E7	44	6					44713-KS6-641	F10	55	12
22850-KRN-A80	D11	32	13	28251-KRN-A40	E7	44	7	42000				44715-MA0-770	F10	55	13
22870-KRN-A80	F1	46	2	28261-KRN-A40	E7	44	8	42301-KRN-A30	F13	58	5				
				28282-KZ4-B00	E7	44	9	42305-KRN-A30	F13	58	6	45105-MY6-415	F9	54	5
23000				28300-KRN-A60	G7	68	2	42306-KZ4-J20	F13	58	7	45107-MCT-006	F12	57	13
23121-KRN-A40	D11	32	14	28302-KRN-A40	G7	68	3	42311-KRN-A30	F13	58	8	45108-MY1-006	F9	54	6
23210-KRN-A80	E3	40	1	28306-MEN-670	G7	68	4	42620-KZ4-J20	F13	58	9	45111-MAJ-G41	F12	57	14
23221-KRN-A80	E3	40	2	28333-KKO-000	G7	68	5	42635-MEN-A70	F13	58	10	45112-KS6-701	F9	54	7
23225-KSC-670	E3	40	3					42650-KRN-A80	F13	58	11	45125-KRN-A31	F2	47	1
23411-KRN-A80	E3	40	4	30510-KRN-A81	G14	75	1	42701-KRN-A41	F13	58	12	45131-HA5-672	F9	54	8
23413-KRN-A40	E3	40	5	30700-KRN-A41	G14	75	2	42711-KRN-A71	F13	58	13	45132-166-016	F9	54	9
23421-KRN-A80	E3	40	6					42714-KA3-710	F10	55	2				
23431-KRN-A80	E3	40	7	31000				42715-KA2-680	F13	58	15	45133-MA3-006	F9	54	10
23432-KRN-A40	E3	40	8	31110-KRN-A81	D13	34	1					45150-MEN-A51	F9	54	11
23441-KRN-A80	E3	40	9	31120-KRN-A81	D13	34	2	43000				45190-MEN-006	F9	54	12
23451-KRN-A80	E3	40	10	31411-KRN-A80	G14	75	3	43107-MBG-006	F9	54	2	45203-MG3-016	F9	54	13
23452-KSC-670	E3	40	11	31413-KRN-A80	G14	75	4	43108-KZ4-J41	F12	57	3	45215-HA5-672	F9	54	14
23461-KRN-A80	E3	40	12	31414-MEN-A71	G14	75	5	43112-KZ4-J41	F12	57	4	45351-KRN-A30	F10	55	14
23462-KRN-A40	E3	40	13	31600-KRN-A71	G14	75	6	43131-KW3-006	F12	57	5	45461-MEN-000	F7	52	1
23471-KRN-A80	E3	40	14	31700-KRN-A71	G14	75	7	43150-KRN-711	F12	57	6	45462-MEN-000	F7	52	2
23481-KRN-A80	E3	40	15	31908-KRN-A41	D2	23	8	43190-KRN-711	F12	57	7	45468-MEN-A30	F5	50	1
23482-KRN-A40	E3	40	16					43215-KZ4-J41	F12	57	8	45504-MEN-J01	F2	47	2
23491-KRN-A80	E3	40	17	32000				43310-MEN-A81	F11	56	1	45510-MEN-J01	F2	47	3
23801-KSR-A00	E3	40	18	32100-KRN-A80	G14	75	8	43330-KRN-A70ZA	F12	57	9	45513-KCE-671	F2	47	4
23802-KSC-670	E3	40	19	32101-MEN-A70	G14	75	9	43340-MEY-000ZA	F12	57	10	45517-GW0-751	F2	47	5
23810-MEN-A30	D12	33	9	32112-KRN-A40	D13	34	3	43351-KRN-A30	F13	58	16	45518-MEN-J01	F2	47	6
23812-KRN-A40	D12	33	10					43352-568-003	F9	54	3	45520-KA3-731	F2	47	7
				24000				43353-461-771	F9	54	4	45523-KA3-731	F2	47	8
24211-KRN-A40	E5	42	1	24211-KRN-A40	E5	42	1	43353-568-003	F12	57	11	45523-MEB-003	F2	47	9
24221-KRN-A40	E5	42	2	24231-KRN-A40	E5	42	3					45525-MEN-J01	F2	47	10
24231-KRN-A40	E5	42	3	24241-KSC-670	E5	42	4					45530-MEN-J01	F2	47	11
24241-KSC-670	E5	42	4	24242-KRN-A40	E5	42	5	35130-KRN-A81	F1	46	3				
24242-KRN-A40	E5	42	5												





PART NO. INDEX

Part Number	Address	Page	Ref.	Part Number	Address	Page	Ref.	Part Number	Address	Page	Ref.	Part Number	Address	Page	Ref.
90501-KSC-670	E4	41	32	91074-MAC-741	G12	73	50	93500-05008-0A	G10	71	34		G16	77	29
90501-KZ4-J40	G12	73	47	91201-148-003	D9	30	18	93600-04012-1G	F2	47	21	96001-06016-00	D7	28	10
90502-MEN-A30	F16	61	30	91201-KS6-004	F10	55	21	93600-06010-0H	E4	41	41		F16	61	36
90502-MEN-A70	G6	67	30	91201-KSR-A01	E4	41	39	93891-04016-08	G16	77	27		G14	75	18
90503-KZ4-J40	F3	48	13	91201-MEB-671	D15	36	21	93892-05012-18	E8	45	19	96001-06018-00	G13	74	3
90503-MEN-A31	F16	61	31	91202-MEY-671	D15	36	22	93892-06014-18	E8	45	20	96001-06020-00	D2	23	19
90504-MEY-670	G1	62	5	91203-KA4-771	D15	36	23	93911-25520	G4	65	31		D9	30	25
90507-KA3-830	F3	48	14	91204-MEN-A31	D12	33	19	93913-25580	G4	65	32		F16	61	37
90512-KRN-730	G7	68	11	91205-KA3-712	D9	30	19						G14	75	19
90512-KZ4-J20	F6	51	2	91205-KE1-004	E2	39	8	94000				96001-06022-00	G7	68	15
90543-MV9-670	D1	22	6	91205-MEB-671	D15	36	24	94001-06000-0S	F1	46	23	96001-06025-00	D10	31	26
90545-300-000	F2	47	19	91251-444-000	G7	68	12	94001-08000-0S	F10	55	22		G14	75	20
	F11	56	13	91251-KZ4-J21	F14	59	28					96001-06028-00	D2	23	20
90601-360-000	E4	41	33	91253-KZ3-861	G10	71	32	94002-06000-0S	F14	59	29		D8	29	4
90601-KRN-A40	D12	33	17	91254-KRN-A41	F8	53	29	94002-12200-0S	F11	56	15		D10	31	27
90602-360-000	E4	41	34	91256-KRN-A51	F8	53	30	94050-06000	E2	39	10	96001-06030-07	D12	33	26
90604-MEB-670	E2	39	5	91256-KZ3-731	G12	73	51		F2	47	22	96001-06035-00	D10	31	28
90608-072-000	D11	32	23	91256-ML3-791	F4	49	17	94050-08000	G14	75	16	96001-06045-00	D16	37	29
90610-MEN-A30	D15	36	15	91257-KZ3-003	F8	53	31		G6	67	31	96001-06050-00	D16	37	30
90620-SB2-003	G14	75	12	91257-KZ3-891	G12	73	52		G16	77	28	96001-06055-00	D16	37	31
90650-KV6-003	F1	46	21	91258-MEE-D01	F8	53	32	94050-12000	D13	34	7	96001-06060-00	D10	31	29
90650-MA6-720	F1	46	22	91262-KZ3-731	G12	73	53	94101-06000	F16	61	35	96001-06065-00	D10	31	30
	G14	75	13	91283-ML7-003	G10	71	33	94102-08800	G6	67	32	96001-06070-00	D16	37	32
90651-MA5-671	F2	47	20	91301-KRN-A41	E2	39	9		G8	69	12	96211-08000	G7	68	16
90651-MEN-A51	F4	49	15	91301-KSR-A01	E4	41	40	94103-05700	G10	71	35	96220-25078	D6	27	20
90652-KY4-900	D14	35	5	91301-KZ3-711	F8	53	33	94103-08000	G6	67	33	96220-30178	D14	35	6
90652-MEN-A11	F4	49	16	91301-P7A-004	E8	45	17	94111-08000	F10	55	23	96220-40080	E6	43	29
90701-MR7-000	D2	23	16	91302-PA9-003	D12	33	20		F14	59	30	96300-06012-00	D1	22	7
90751-GK1-003	D12	33	18	91303-377-000	D12	33	21	94201-20120	G7	68	13		D16	37	33
				91304-MJ0-003	D9	30	20	94201-25150	G8	69	13	96300-08020-00	D16	37	34
				91305-KF0-003	D9	30	21	94301-08100	D9	30	23	96300-08070-00	D16	37	35
				91306-MC7-003	F8	53	34		D15	36	25				
				91307-035-000	D9	30	22	94301-08140	D9	30	24				
				91307-KRN-A41	D12	33	22		D12	33	23				
				91312-KE7-003	D2	23	17	94301-10160	D12	33	24				
				91351-KRN-711	G12	73	54	94301-12160	D8	29	3				
				91351-KRN-A41	F8	53	35	94301-12200	D2	23	18				
				91351-KZ3-731	G12	73	55	94301-14200	D16	37	26				
				91351-MAC-671	G12	73	56	94510-14000	E6	43	28				
				91351-MEN-A11	F4	49	18	94510-16000	E7	44	12				
				91352-MEN-A11	F4	49	19	94520-14000	D12	33	25				
				91353-MEC-003	H2	79	21	94520-36000	E2	39	11				
				91353-MEN-A11	F4	49	20								
				91422-MT8-770	F16	61	32	95000							
				91558-SD5-003	G14	75	14	95002-02080	H2	79	22				
				91560-MEN-A30	F16	61	33	95002-02100	D16	37	27				
				91560-MS8-600	F16	61	34	95002-02120	G4	65	33				
				91565-SEL-003	G14	75	15	95002-02130	G4	65	34				
								95003-14068-10	H2	79	23				
								95003-23010-31	G4	65	35				
								95014-22100	F3	48	15				
								95015-54000	G7	68	14				
								95701-08025-00	G6	67	34				
								96000							
								96001-06010-00	G14	75	17				
								96001-06012-00	D16	37	28				

# PART NAME INDEX

J 1

Part name	Address	Page	Ref.	Part name	Address	Page	Ref.	Part name	Address	Page	Ref.
[ A ]				BLADDER .....	G12	73	22	BOLT, FLANGE, 6X16 .....	F16	61	36
ADJUSTER, COMPRESSION DAMPING				BODY COMP., FRAME .....	G15	76	2		G14	75	18
FORCE	G12	73	20	BODY COMP., L. MUFFLER .....	G5	66	22		G15	76	21
ADJUSTER, SPRING .....	G11	72	6	BODY COMP., RR. FRAME .....	G15	76	7	BOLT, FLANGE, 6X18 .....	G13	74	3
ARM ASSY., KICK STARTER .....	G7	68	2	BODY COMP., R. MUFFLER .....	G5	66	12	BOLT, FLANGE, 6X20 .....	D2	23	19
ARM COMP., EX. ROCKER .....	D4	25	6	BOLT-WASHER, 4X16 .....	F11	56	14		D9	30	25
ARM SUB ASSY., CUSHION .....	G12	73	29	BOLT-WASHER, 5X20 .....	E8	45	18		F16	61	37
ARM, L. STEP .....	G8	69	9	BOLT-WASHER, 6X16 .....	F6	51	3		G14	75	19
ARM, R. STEP .....	G8	69	8	BOLT-WASHER, 6X18 .....	E8	45	11	BOLT, FLANGE, 6X22 .....	G7	68	15
AXLE, FR. WHEEL .....	F10	55	3		G16	77	26	BOLT, FLANGE, 6X25 .....	D7	28	8
AXLE, RR. WHEEL .....	F13	58	5	BOLT-WASHER, 6X25 .....	D11	32	17		D10	31	26
[ B ]				BOLT ASSY., FR. FORK .....	F7	52	15		G14	75	20
BALL, STEEL, #8 .....	G7	68	16	BOLT A, PIN .....	F9	54	8	BOLT, FLANGE, 6X28 .....	D2	23	20
BAND, AIR CLEANER CONNECTING				BOLT COMP., CENTER .....	F7	52	13		D8	29	4
TUBE	G3	64	8	BOLT COMP., PLUG .....	F4	49	4		D10	31	27
				BOLT SET, ADJUSTING .....	F2	47	16	BOLT, FLANGE, 6X30 .....	D12	33	26
BAND, INSULATOR .....	D2	23	6	BOLT, 10X24 .....	G15	76	23	BOLT, FLANGE, 6X32 .....	D12	33	12
BAND, L. EX. PIPE .....	G5	66	15	BOLT, 6X12 .....	G10	71	19	BOLT, FLANGE, 6X35 .....	D10	31	28
BAND, L. MUFFLER .....	G5	66	14		G15	76	16	BOLT, FLANGE, 6X40 .....	D12	33	13
BAND, TANK RR. ....	F15	60	10	BOLT, 6X18 .....	G1	62	4	BOLT, FLANGE, 6X45 .....	D16	37	29
BAND, WIRE HARNESS .....	F1	46	22	BOLT, 6X20 .....	F1	46	17	BOLT, FLANGE, 6X50 .....	D16	37	30
	G14	75	12	BOLT, 6X22 .....	F1	46	16	BOLT, FLANGE, 6X55 .....	D16	37	31
					F2	47	15	BOLT, FLANGE, 6X60 .....	D10	31	29
BAND, WIRE, 95MM .....	F1	46	21	BOLT, 6X25 .....	H1	78	18	BOLT, FLANGE, 6X65 .....	D10	31	30
BAR, SIDE STAND .....	G8	69	2	BOLT, 6X30 .....	F16	61	29	BOLT, FLANGE, 6X70 .....	D16	37	32
BASE ASSY., ELEMENT .....	G3	64	6	BOLT, 6X45 .....	G10	71	21	BOLT, FLANGE, 6X75 .....	D12	33	14
BASE, CLAMP .....	E8	45	12	BOLT, 7X25 .....	F4	49	14	BOLT, FLANGE, 7X50 .....	D2	23	12
BEARING COMP. ....	F4	49	7	BOLT, 7X51.5 .....	F4	49	13	BOLT, FLANGE, 7X60 .....	D2	23	10
BEARING, BALL RADIAL, 6905 ...	D6	27	19	BOLT, 8X20 .....	G6	67	27	BOLT, FLANGE, 8X121 .....	G15	76	14
BEARING, BALL, 12X24X6 .....	D9	30	17	BOLT, 8X28 .....	G15	76	15	BOLT, FLANGE, 8X18 .....	G15	76	18
BEARING, HEAD PIPE .....	F5	50	8	BOLT, AIR CLEANER ELEMENT				BOLT, FLANGE, 8X20 .....	D16	37	34
				SETTING	G3	64	19	BOLT, FLANGE, 8X24 .....	G8	69	10
BEARING, NEEDLE THRUST .....	G10	71	31	BOLT, COVER .....	E8	45	2	BOLT, FLANGE, 8X25 .....	G6	67	34
BEARING, NEEDLE, 12MM .....	D11	32	24	BOLT, CUSHION LOWER, 10X43.5 ...	G12	73	42	BOLT, FLANGE, 8X32 .....	G6	67	28
BEARING, NEEDLE, 12X16X10 ....	D15	36	20	BOLT, CUSHION UPPER, 10X53 ...	G12	73	41		G10	71	20
BEARING, NEEDLE, 19X26X13 ....	G12	73	49	BOLT, DISK, 6X19 .....	F10	55	16	BOLT, FLANGE, 8X35 .....	F3	48	10
BEARING, NEEDLE, 20X26X15 ....	G12	73	48		F13	58	19	BOLT, FLANGE, 8X40 .....	F8	53	26
BEARING, NEEDLE, 22X29X30 ....	G10	71	30	BOLT, FLANGE SOCKET, 6X14 .....	E3	40	20		F9	54	15
BEARING, NEEDLE, 25X29X22 ....	D11	32	25		E5	42	22	BOLT, FLANGE, 8X45 .....	G6	67	26
BEARING, NEEDLE, 9MM .....	D15	36	18	BOLT, FLANGE, 10X126 .....	G15	76	19		F3	48	9
BEARING, RADIAL BALL SPECIAL,				BOLT, FLANGE, 10X134 .....	G15	76	22		F5	50	7
6202	E2	39	6	BOLT, FLANGE, 10X145 .....	D2	23	11	BOLT, FLANGE, 8X70 .....	D16	37	35
BEARING, RADIAL BALL, 17X40X11	E4	41	37	BOLT, FLANGE, 10X30 .....	G15	76	17	BOLT, FR. DISK COVER .....	F10	55	17
BEARING, RADIAL BALL, 22X47X14	E4	41	35	BOLT, FLANGE, 10X37 .....	G15	76	20		F11	56	11
BEARING, RADIAL BALL, 22X52X14	E4	41	36	BOLT, FLANGE, 5X10 .....	E8	45	16	BOLT, HANDLE LEVER .....	F2	47	17
BEARING, RADIAL BALL, 30X72X16	D15	36	16	BOLT, FLANGE, 5X16 .....	D13	34	4	BOLT, HANDLE LEVER PIVOT .....	F1	46	18
BEARING, RADIAL BALL, 608UU ..	G10	71	28	BOLT, FLANGE, 6MM .....	F8	53	27	BOLT, HEAD COVER .....	D1	22	5
				BOLT, FLANGE, 6X10 .....	D7	28	7	BOLT, HEX., 6X16 .....	E6	43	27
					D9	30	12		E7	44	11
					F3	48	8	BOLT, HEX., 8X47.5 .....	G10	71	22
					F12	57	17	BOLT, KICK ARM .....	G7	68	10
BEARING, RADIAL BALL, 6904 ...	F10	55	20		F14	75	17	BOLT, KICK JOINT .....	G7	68	4
BEARING, RADIAL BALL, 69052RS	F14	59	26	BOLT, FLANGE, 6X12 .....	D1	22	7	BOLT, LEVER ADJUSTING .....	F1	46	19
BEARING, RADIAL BALL, 6905RS ..	F14	59	27		D16	37	28	BOLT, LINK, 12X116 .....	G12	73	39
BEARING, RADIAL BALL, 6905U ..	E6	43	26					BOLT, LINK, 12X82 .....	G12	73	38
BEARING, ROLLER, 20X32X13 ....	E2	39	7		G16	77	29	BOLT, LINK, 12X87 .....	G12	73	40
BEARING, SHELL, 33X38X8 .....	D15	36	19	BOLT, FLANGE, 6X16 .....	D7	28	10	BOLT, OIL, 10X22 .....	F2	47	18
BEARING, SPECIAL ROLLER .....	D15	36	17		D12	33	11		F11	56	12
BEARING, SPHERICAL, 10 .....	G12	73	50		F5	50	6	BOLT, PIN .....	F12	57	5



# PART NAME INDEX

J 2

Part name	Address	Page	Ref.	Part name	Address	Page	Ref.	Part name	Address	Page	Ref.
BOLT, PLUG .....	F7	52	18	CASE, DAMPER .....	F4	49	3	COLLAR, L. RR. AXLE .....	F13	58	6
BOLT, PROTECTOR .....	F8	53	28	CENTER, CLUTCH .....	D11	32	4	COLLAR, MAINSHAFT FOURTH GEAR .....	E3	40	13
BOLT, SOCKET, 5X25 .....	D13	34	5	CENTER, GEARSHIFT DRUM .....	E5	42	7	COLLAR, MUDGUARD .....	G15	76	13
BOLT, SPECIAL, 12X28 .....	D11	32	16	CHAIN, CAM .....	D7	28	1	COLLAR, ORIFICE .....	G12	73	21
BOLT, SPECIAL, 5X9 .....	G1	62	3	CHAIN, DRIVE .....	G9	70	1	COLLAR, RADIATOR MOUNTING .....	H1	78	8
BOLT, SPECIAL, 6MM .....	G2	63	9	CIRCLIP .....	F2	47	20	COLLAR, REBOUND NEEDLE .....	F7	52	12
	G6	67	29		F4	49	15	COLLAR, RR. WHEEL DISTANCE .....	F13	58	9
BOLT, SPECIAL, 8MM .....	G2	63	8		F11	56	9	COLLAR, RR. WHEEL SIDE .....	F13	58	8
BOLT, STEP, 12MM .....	G8	69	11	CIRCLIP, 8MM .....	D14	35	5	COLLAR, R. RR. AXLE .....	F13	58	7
BOLT, STUD, 8X34 .....	D2	23	13	CIRCLIP, EXTERNAL, 14MM .....	E6	43	28	COLLAR, SEAT FR. ....	F15	60	12
BOLT, UBS, 8X33 .....	E3	40	21	CIRCLIP, EXTERNAL, 16MM .....	E7	44	12	COLLAR, SHIFTER .....	E5	42	10
BOLT, WIRE ADJUSTING .....	F1	46	15	CIRCLIP, INTERNAL .....	D12	33	17	COLLAR, STEERING DAMPER .....	F4	49	12
BOOT B .....	F9	54	10	CIRCLIP, INTERNAL, 14MM .....	D12	33	25	COLLAR, SWINGARM PIVOT SIDE .....	G9	70	9
	F12	57	16	CIRCLIP, INTERNAL, 36 .....	E2	39	11	COLLAR, SWINGARM, 47.6MM .....	G9	70	7
BOOT COMP. ....	F2	47	2	CIRCLIP, SPECIAL, 33MM .....	E2	39	5	COLLAR, SWINGARM, 52.4MM .....	G9	70	8
	F11	56	3	CLAMPER A, FR. BRAKE HOSE .....	F7	52	1	COLLAR, TANK SETTING .....	F15	60	8
BOOT, PIN BUSH .....	F9	54	9	CLAMPER B, FR. BRAKE HOSE .....	F7	52	2	COLLAR, TENSIONER .....	D7	28	4
	F12	57	15	CLAMPER, CORD .....	D13	34	3	COLLAR, WATER PASS, 16MM .....	D9	30	1
BRACKET SUB ASSY., L. FR.				CLAMPER, FUEL HOSE .....	E8	45	13	CONDENSER UNIT .....	G14	75	7
CALIPER	F9	54	12	CLAMPER, RADIATOR HOSE .....	G5	66	25	COTTER, VALVE .....	D4	25	16
BRACKET SUB ASSY., RR. ....	F12	57	7	CLAMP B, WATER HOSE .....	H1	78	17				
BRACKET, ECU .....	G15	76	3	CLAMP, MASTER CYLINDER OIL				COUNTERSHAFT .....	E3	40	2
BRACKET, L. HANDLE LEVER .....	F1	46	10	HOSE	G4	65	27	COVER ASSY., R. CRANKCASE .....	D9	30	2
BRACKET, L. STEP .....	G8	69	5	CLIP, BREATHER TUBE PROTECTOR .....	F15	60	2	COVER COMP., CYLINDER HEAD .....	D1	22	2
BRACKET, R. STEP .....	G8	69	4	CLIP, COUPLER .....	G14	75	15	COVER COMP., DRIVE SPROCKET .....	D12	33	9
BRIDGE COMP., FORK TOP .....	F3	48	5	CLIP, OIL DRAIN TUBE .....	G3	64	1	COVER COMP., L. CRANKCASE .....	D12	33	2
BUSH B, SLIDER .....	F7	52	10	CLIP, PISTON PIN, 10MM .....	D11	32	1	COVER COMP., L. SIDE .....	G2	63	7
BUSH, 15MM .....	E7	44	4	CLIP, PISTON PIN, 16MM .....	E1	38	5	COVER COMP., R. SIDE .....	G2	63	5
BUSH, GUIDE .....	F7	52	6	CLIP, TUBE .....	D16	37	27	COVER, BODY .....	E8	45	3
BUSH, SLIDER .....	F7	52	7		G3	64	2	COVER, CLUTCH .....	D9	30	3
			11		G4	65	33	COVER, FR. DISK .....	F10	55	15
[ C ]					H2	79	22	COVER, FUEL CONNECTOR .....	F15	60	17
CABLE COMP., CLUTCH .....	F1	46	2	CLIP, WIRE HARNESS .....	G14	75	14	COVER, L. AIR CLEANER BOX .....	G2	63	2
CABLE COMP., THROTTLE .....	F1	46	1	COIL COMP., IGNITION .....	G14	75	1	COVER, L. END .....	G5	66	19
CABLE, FUEL TANK STOPPER .....	F15	60	19	COLLAR .....	F16	61	27	COVER, L. HANDLE LEVER .....	F1	46	12
CALIPER SUB ASSY., L. FR.				COLLAR B, CUSHION .....	G12	73	28	COVER, OIL FILTER .....	D12	33	1
BRAKE	F9	54	11	COLLAR B, CUSHION ARM .....	G12	73	26	COVER, RR. DISK .....	F12	57	9
CALIPER SUB ASSY., RR. BRAKE .....	F12	57	6	COLLAR C, CUSHION ARM .....	G12	73	27	COVER, R. AIR CLEANER BOX .....	G2	63	1
CAMSHAFT ASSY. ....	D4	25	3	COLLAR D, CUSHION ARM .....	G12	73	30	COVER, R. END .....	G5	66	3
CAP ASSY., FUEL TANK .....	F15	60	21	COLLAR D, CUSHION ARM SIDE .....	G12	73	30	COVER, R. HANDLE LEVER .....	F2	47	14
CAP ASSY., NOISE SUPPRESSOR .....	G14	75	2	COLLAR, 17MM .....	E3	40	5	COVER, WATER PUMP .....	D9	30	9
CAP COMP., CHAMBER .....	G12	73	24	COLLAR, 20MM .....	E3	40	16	CRANKCASE COMP., L. ....	D15	36	6
CAP COMP., RADIATOR .....	H1	78	5	COLLAR, 24MM .....	E3	40	8	CRANKCASE COMP., R. ....	D15	36	1
CAP, 14MM .....	D12	33	15	COLLAR, CHAIN TENSIONER .....	G9	70	13	CRANKSHAFT COMP. ....	E1	38	1
CAP, 30MM .....	D9	30	13	COLLAR, CLUTCH OUTER .....	D11	32	15	CUSHION ASSY., RR. ....	G11	72	1
CAP, AIR VALVE .....	G11	72	8	COLLAR, CONNECTING ROD .....	G12	73	31	CUSHION RING, INJECTOR .....	E8	45	10
CAP, BLEEDER .....	F9	54	4	COLLAR, COUNTERSHAFT .....	E3	40	3	CUSHION, HANDLE PIPE .....	F3	48	4
	F12	57	12	COLLAR, COUNTERSHAFT THIRD				CYLINDER .....	D8	29	1
CAP, END .....	F4	49	11	GEAR	E3	40	11	CYLINDER ASSY., RR. BRAKE			
CAP, MASTER CYLINDER .....	F2	47	4	COLLAR, DRIVE SPROCKET .....	E3	40	19	MASTER	F11	56	2
	F11	56	4	COLLAR, ENGINE GUARD .....	G1	62	5	CYLINDER SUB ASSY., FR. MASTER	F2	47	3
CAP, OIL FILLER .....	D9	30	6	COLLAR, FR. FENDER .....	F6	51	2				
CAP, VALVE .....	F10	55	2	COLLAR, FR. WHEEL DISTANCE .....	F10	55	6	[ D ]			
	F13	58	14	COLLAR, FR. WHEEL DISTANCE .....	F10	55	6	DAMPER ASSY., STEERING .....	F4	49	2
CASE COMP., DAMPER .....	G11	72	9	COLLAR, FUEL PUMP .....	F16	61	31	DAMPER COMP., FR. ....	F7	52	9
CASE COMP., ROD GUIDE .....	G11	72	13	COLLAR, KICK SPINDLE .....	E7	44	9	DAMPER COMP., RR. ....	G11	72	3
CASE, AIR CLEANER .....	G3	64	4	COLLAR, LINK SIDE .....	G12	73	33	DIAL, CLUTCH CABLE ADJUSTING .....	F1	46	14
				COLLAR, L. FR. WHEEL .....	F10	55	4	DIAPHRAGM .....	F2	47	7

5

# PART NAME INDEX

J 3

Part name	Address	Page	Ref.	Part name	Address	Page	Ref.	Part name	Address	Page	Ref.
DIAPHRAGM .....	F11	56	7	GASKET, L. COVER .....	D12	33	3	HOSE COMP., RR. BRAKE .....	F11	56	1
DISK B, CLUTCH FRICTION .....	D11	32	7	GASKET, R. COVER .....	D9	30	5	HOSE C, WATER .....	H1	78	11
DISK, CLUTCH FRICTION .....	D11	32	6	GASKET, TENSIONER LIFTER .....	D7	28	5	HOSE D, WATER .....	H1	78	12
DISK, FR. BRAKE .....	F10	55	14	GASKET, WATER PUMP .....	D9	30	10	HOSE E, WATER .....	H1	78	13
DISK, RR. BRAKE .....	F13	58	16	GAUGE, AIR PRESSURE .....	H3	80	4	HOUSING, UNDER THROTTLE .....	F1	46	8
DOWEL PIN, 10X16 .....	D12	33	24	GAUGE, OIL LEVEL .....	D12	33	7	HOUSING, UPPER THROTTLE .....	F1	46	7
DOWEL PIN, 12X20 .....	D2	23	18	GEAR COMP., WATER PUMP .....	D9	30	11	HUB SUB ASSY., FR. ....	F10	55	7
DOWEL PIN, 14X20 .....	D16	37	26	GEAR, BALANCER DRIVE .....	D11	32	2	HUB SUB ASSY., RR. ....	F13	58	10
DOWEL PIN, 8X10 .....	D9	30	23	GEAR, BALANCER DRIVEN .....	E2	39	2				
	D15	36	25	GEAR, COUNTERSHAFT FIFTH .....	E3	40	17	[ I ]			
DOWEL PIN, 8X14 .....	D9	30	24	GEAR, COUNTERSHAFT FOURTH .....	E3	40	14	IMPELLER, WATER PUMP .....	D9	30	7
	D12	33	23	GEAR, COUNTERSHAFT LOW .....	E3	40	4	INJECTOR ASSY., FUEL .....	E8	45	8
DOWEL PIN, 9X14 .....	D2	23	16	GEAR, COUNTERSHAFT SECOND .....	E3	40	7	INSULATOR, THROTTLE BODY .....	D2	23	5
D-RING, 14X3 .....	D12	33	22	GEAR, COUNTERSHAFT THIRD .....	E3	40	10				
D-RING, 15MM .....	E2	39	9	GEAR, MAINSHAFT FIFTH .....	E3	40	15	[ J ]			
D-RING, 22MM .....	E4	41	40	GEAR, MAINSHAFT FOURTH .....	E3	40	12	JET COMP., PISTON, #70 .....	D15	36	8
DRUM, GEARSHIFT .....	E5	42	6	GEAR, MAINSHAFT SECOND .....	E3	40	6	JOINT, BRAKE ROD .....	F11	56	10
DUCT, INLET .....	G3	64	12	GEAR, MAINSHAFT THIRD .....	E3	40	9	JOINT, BREATHER TUBE .....	G3	64	20
DUST SEAL, 15X20X2.5 .....	G7	68	12	GEAR, MAINSHAFT DRIVE .....	D14	35	2	JOINT, DRIVE CHAIN .....	G9	70	2
DUST SEAL, 16X26X3 .....	G12	73	56	GEAR, OIL PUMP DRIVEN .....	D14	35	2	JOINT, FUEL TUBE .....	G3	64	3
DUST SEAL, 17X20X2.5 .....	G7	68	9	GEAR, PRIMARY DRIVE .....	D11	32	14	JOINT, INJECTOR .....	E8	45	7
DUST SEAL, 17.5X26X3 .....	G12	73	54	GEAR, STARTER IDLE .....	E7	44	5	JOINT, KICK ARM .....	G7	68	3
DUST SEAL, 22X29X4 .....	G10	71	33	GEAR, WATER PUMP DRIVE .....	E2	39	3	JOINT, TUBE .....	G4	65	25
DUST SEAL, 25X32X4 .....	G12	73	53	GRILL, RADIATOR L. ....	H1	78	4	JOINT, WATER .....	D2	23	7
DUST SEAL, 30X37X4 .....	G10	71	32	GRILL, RADIATOR R. ....	H1	78	3	JOINT, WATER HOSE .....	H1	78	14
DUST SEAL, 32X43X7 .....	F14	59	28	GRIP COMP., THROTTLE .....	F1	46	4				
DUST SEAL, RR. CUSHION PIVOT ..	G12	73	55	GRIP, L. HANDLE .....	F1	46	6	[ K ]			
DUST SEAL, STEERING HEAD .....	F5	50	2	GRIP, R. HANDLE .....	F1	46	5	KEY, SPECIAL WOODRUFF, 25X14 ..	E1	38	6
			3	GUARD, HEAT .....	G3	64	9				
[ E ]				GUARD, L. ENGINE .....	G15	76	9	[ L ]			
ELEMENT, AIR CLEANER .....	G3	64	5	GUARD, L. HEAT .....	G3	64	11	LABEL, CAUTION .....	H4	81	3
EMBLEM, PRODUCT .....	F3	48	7	GUARD, RR. CALIPER .....	F12	57	10	LABEL, DRIVE CHAIN .....	H4	81	1
				GUARD, R. HEAT .....	G3	64	10				
[ F ]				GUIDE A, BRAKE HOSE .....	G9	70	4	LABEL, HELMET INFORMATION .....	H4	81	5
FENDER ASSY., FR. ....	F6	51	1	GUIDE B, BRAKE HOSE .....	G9	70	5	LABEL, RADIATOR CAP .....	H1	78	6
FENDER SET, RR. ....	G13	74	2	GUIDE SET, CHAIN .....	G9	70	11	LABEL, RR. DAMPER .....	G12	73	37
FILM, PROTECTOR .....	G15	76	1	GUIDE, BRAKE HOSE .....	G9	70	3	LABEL, RR. DAMPER WARNING .....	G12	73	37
FILTER COMP., ENGINE OIL .....	D12	33	5	GUIDE, CABLE .....	G15	76	5	LEATHER COMP., SEAT .....	G2	63	4
FILTER KIT, FUEL .....	F15	60	1	GUIDE, CAM CHAIN .....	D7	28	6	LEVER COMP., CLUTCH LIFTER .....	D15	36	11
FLAP, TIRE .....	F10	55	12	GUIDE, DRIVE CHAIN .....	D12	33	10	LEVER COMP., R. STEERING			
	F13	58	18	GUIDE, EX. VALVE .....	D2	23	3	HANDLE	F2	47	12
FLYWHEEL COMP. ....	D13	34	1	GUIDE, FR. BRAKE HOSE .....	F5	50	1	LEVER, L. STEERING HANDLE .....	F1	46	13
FORK SUB ASSY., L. FR. ....	F8	53	23	GUIDE, IN. VALVE .....	D2	23	2	LID ASSY., AIR CLEANER .....	G3	64	15
FORK SUB ASSY., R. FR. ....	F7	52	20	GUIDE, STOPPER CABLE .....	F15	60	20	LIFTER ASSY., TENSIONER .....	D7	28	3
FORK, CENTER GEARSHIFT .....	E5	42	3	GUIDE, TUBE .....	D15	36	15	LIFTER, VALVE .....	D4	25	10
FORK, L. GEARSHIFT .....	E5	42	2					[ M ]			
FORK, R. GEARSHIFT .....	E5	42	1	[ H ]				MAINSHAFT COMP. ....	E3	40	1
				HARNES, WIRE .....	G14	75	8	MARK .....	H5	82	3
[ G ]				HEAD ASSY., CYLINDER .....	D2	23	1	MARK, L. RADIATOR SHROUD .....	H5	82	2
GASKET, CLUTCH COVER .....	D9	30	4	HOLDER B1, HANDLE PIPE UPPER ..	F3	48	15	MARK, R. RADIATOR SHROUD .....	H5	82	1
GASKET, CRANKCASE .....	D15	36	5	HOLDER, COUPLER .....	G14	75	4	MAT, AIR CLEANER LID .....	G3	64	16
GASKET, CYLINDER .....	D8	29	2	HOLDER, EARTH .....	G14	75	5	MUDGUARD .....	G3	64	7
GASKET, CYLINDER HEAD .....	D2	23	4	HOLDER, HANDLE UNDER .....	F3	48	3				
GASKET, EX. PIPE .....	G5	66	1	HOLDER, L. LEVER BRACKET .....	F1	46	11				
GASKET, HEAD COVER .....	D1	22	4	HOLDER, MASTER CYLINDER .....	F2	47	5				
				HOSE ASSY., FUEL FEED .....	F15	60	23				
				HOSE A, WATER .....	H1	78	9				
				HOSE B, WATER .....	H1	78	10				
				HOSE COMP., FR. BRAKE .....	F2	47	1				



# PART NAME INDEX

J 4

Part name	Address	Page	Ref.	Part name	Address	Page	Ref.	Part name	Address	Page	Ref.
MUFFLER COMP., L. ....	G5	66	18	O-RING, 19X3 .....	D2	23	17	PIVOT, SHIFT DRUM STOPPER ARM ..	E5	42	21
MUFFLER COMP., L. FR. ....	G5	66	21	O-RING, 21X1.9 .....	F8	53	31	PLATE, BEARING HOLDER .....	D15	36	13
MUFFLER COMP., R. ....	G5	66	2	O-RING, 21.5X1.5 .....	G12	73	51		E4	41	24
MUFFLER COMP., R. FR. ....	G5	66	11	O-RING, 21.9X2 .....	F4	49	17		E5	42	24
				O-RING, 26.2X1.9 .....	G12	73	52	PLATE, BREATHER .....	D1	22	3
[ N ]				O-RING, 27X2 .....	D9	30	21	PLATE, CAM CHAIN GUIDE .....	D15	36	7
NUT, 18MM .....	D11	32	18	O-RING, 2.4X88.4 .....	F15	60	6	PLATE, CHAIN GUIDE .....	G9	70	12
NUT, ADJUSTER .....	G11	72	7	O-RING, 31.6X1.8 .....	F8	53	30	PLATE, CLUTCH .....	D11	32	8
NUT, CLIP, 6MM .....	G4	65	28	O-RING, 33.5X2 .....	F8	53	34	PLATE, CLUTCH PRESSURE .....	D11	32	9
	H1	78	19	O-RING, 39.7X2.4 .....	F8	53	32	PLATE, COUNTERSHAFT BEARING ...	E4	41	38
NUT, FLANGE, 10MM .....	G15	76	24	O-RING, 39.8X2.2 .....	D12	33	20	PLATE, DIAPHRAGM .....	F11	56	6
NUT, FLANGE, 12MM .....	D13	34	7	O-RING, 3.5X1.5 .....	F8	53	33	PLATE, END .....	G11	72	12
NUT, FLANGE, 6MM .....	F2	47	22	O-RING, 3.5X43.7 .....	G11	72	15	PLATE, FR. ENGINE HANGER .....	G15	76	10
	G14	75	16	O-RING, 3.7X73.9 .....	F15	60	5	PLATE, FR. NUMBER .....	F3	48	6
NUT, FLANGE, 8MM .....	G6	67	31	O-RING, 42.5X2.0 .....	G11	72	16	PLATE, FUEL PUMP .....	F15	60	14
	G16	77	28	O-RING, 47.2X2.4 .....	F8	53	35	PLATE, GUIDE .....	E5	42	14
NUT, FR. AXLE .....	F10	55	19	O-RING, 7.8X1.9 .....	E8	45	17	PLATE, L. HEAD HANGER .....	G15	76	12
NUT, HEX., 12MM .....	E2	39	10	O-RING, 8.5X1.7 .....	D12	33	18	PLATE, OIL GUIDE .....	D15	36	9
	G12	73	19	O-RING, 8.6X1.9 .....	F15	60	4	PLATE, RATCHET GUIDE .....	E7	44	2
NUT, HEX., 6MM .....	F1	46	23	O-RING, 9.5X1.5 .....	F4	49	18	PLATE, R. HEAD HANGER .....	G15	76	11
	F11	56	15	O-RING, 9.8X1.9 .....	H2	79	21	PLATE, SEAT STOPPER .....	G15	76	8
NUT, HEX., 8MM .....	F10	55	22	OUTER COMP., CLUTCH .....	D11	32	3	PLATE, TUBE GUIDE .....	D15	36	3
	F14	59	29					PLUG, BREATHER TUBE .....	G3	64	21
	G10	71	26	[ P ]				PLUG, PIN .....	F9	54	13
NUT, LOCK .....	F7	52	16	PACKING, EX. ....	G5	66	16	PLUG, SPARK .....	D2	23	8
NUT, SPECIAL, 6X7 .....	G13	74	1	PACKING, FUEL CAP .....	F15	60	22	PLUNGER, PAWL .....	E5	42	13
NUT, SPRING, 6MM .....	G5	66	24	PACKING, MUFFLER .....	G5	66	17	PROTECTOR, EX. PIPE .....	G5	66	5
NUT, STEERING STEM .....	F3	48	11	PACK, GLASS WOOL CENTER .....	G5	66	9	PROTECTOR, HANDLE .....	F3	48	2
NUT, U, 10MM .....	F3	48	12	PAD SET, FR. ....	F9	54	5	PROTECTOR, L. FR. FORK .....	F8	53	25
	G12	73	45	PAD SET, RR. ....	F12	57	1	PROTECTOR, R. FR. FORK .....	F8	53	24
NUT, U, 12MM .....	G12	73	43	PAWL A, RATCHET .....	E5	42	11	PUMP ASSY., FUEL .....	F15	60	3
				PAWL B, RATCHET .....	E5	42	12				
NUT, U, 22MM .....	F14	59	22	PEDAL COMP., CHANGE .....	G7	68	1	[ R ]			
NUT, U, 6MM .....	F1	46	20	PEDAL COMP., RR. BRAKE .....	G7	68	6	RADIATOR ASSY., L. ....	H1	78	16
	F10	55	18	PGM-FI UNIT .....	G14	75	10	RADIATOR ASSY., R. ....	H1	78	15
	F14	59	21	PIECE, ADJUST .....	F4	49	5	RATCHET, STARTER .....	E7	44	3
	G10	71	24	PIECE, CLUTCH LIFTER .....	D11	32	10	RECEIVER, CLUTCH CABLE .....	D12	33	8
NUT, U, 8MM .....	F14	59	23	PINION COMP., KICK STARTER ...	E7	44	1	RECTIFIER ASSY., REGULATE .....	G14	75	6
NUT, U, HEX. 14MM .....	G10	71	25	PIN A, DOWEL, 12X16 .....	D8	29	3	RETAINER .....	F9	54	7
				PIN D, JOINT .....	G7	68	14		F15	60	24
[ O ]				PIN, GEARSHIFT RETURN SPRING ..	E5	42	20				
OIL SEAL SET .....	G11	72	18	PIN, HANGER .....	F9	54	14	RETAINER, BRACKET .....	F12	57	4
OIL SEAL, 10X21X5 .....	D12	33	19		F12	57	8	RETAINER, IN. VALVE SPRING ...	D4	25	14
OIL SEAL, 12X18X3 .....	D15	36	24	PIN, PISTON .....	E1	38	4	RETAINER, RR. WHEEL BEARING ...	F13	58	4
OIL SEAL, 12X22X5 .....	D9	30	18	PIN, SHIFTER .....	E5	42	8	RETAINER, VALVE SPRING .....	D4	25	13
OIL SEAL, 14X22X5 .....	D15	36	23	PIN, SPLIT, 2.0X12 .....	G7	68	13	RIM, FR. WHEEL .....	F10	55	9
OIL SEAL, 16.5X25X5 .....	D9	30	19	PIN, SPLIT, 2.5X15 .....	G8	69	13	RIM, RR. WHEEL .....	F13	58	12
OIL SEAL, 24X36X8 .....	E2	39	8	PIN, STEP JOINT .....	G8	69	3	RING .....	F2	47	8
OIL SEAL, 26X37X7 .....	F10	55	21	PIPE COMP., EX. ....	G5	66	4				
OIL SEAL, 28X37X7 .....	E4	41	39	PIPE COMP., L. SLIDE .....	F8	53	22	RING SET, PISTON .....	E1	38	2
OIL SEAL, 38X52X7 .....	D15	36	21	PIPE COMP., R. SLIDE .....	F7	52	8	RING, BACK UP .....	F7	52	5
OIL SEAL, 39X56X7.5 .....	D15	36	22	PIPE, STEERING HANDLE .....	F3	48	1	RING, OIL SEAL STOPPER .....	F7	52	14
O-RING, 11X1.9 .....	F4	49	19	PISTON .....	E1	38	3	RING, PISTON .....	F7	52	17
O-RING, 13.5X1.5 .....	F4	49	20		F12	57	13		G11	72	14
O-RING, 13.8X2.5 .....	D12	33	21	PISTON SET, MASTER CYLINDER ...	F2	47	11	RING, STOPPER .....	F4	49	1
O-RING, 15.8X2.4 .....	D9	30	20		F11	56	5		F12	57	14
O-RING, 18X3 .....	D9	30	22	PISTON, 27X27 .....	F9	54	2		G11	72	17
				PISTON, FREE .....	F4	49	8		G12	73	23

# PART NAME INDEX

J 5

Part name	Address	Page	Ref.	Part name	Address	Page	Ref.	Part name	Address	Page	Ref.
RING, STOPPER .....	G12	73	25	SEAL, EX. VALVE STEM .....	D4	25	1	SPROCKET, DRIVE .....	E3	40	18
			36	SEAL, MECHANICAL .....	D9	30	8	SPROCKET, FINAL DRIVEN .....	F13	58	3
RING, WEAR .....	F7	52	19	SEAL, SPARK PLUG TUBE .....	D1	22	1	STAND COMP., MAIN .....	G8	69	1
RIVET, BLIND, 3.2 .....	G5	66	7	SEAL, VALVE STEM .....	D4	25	2	STATOR COMP. ....	D13	34	2
RIVET, BLIND, 4.8 .....	G5	66	6	SEAT COMP. ....	G2	63	3	STAY, CONDENSOR .....	G14	75	3
ROD COMP. ....	G11	72	10	SEAT, JUDDER SPRING .....	D11	32	5	STAY, COUPLER .....	G15	76	6
ROD COMP., PISTON .....	F4	49	6	SEAT, SPRING .....	G12	73	35	STAY, EX. PIPE PROTECTOR .....	G5	66	8
	G11	72	5	SEAT, VALVE SPRING .....	D4	25	15	STAY, FUEL TANK FR. ....	F15	60	11
ROD COMP., PUSH .....	F11	56	8	SENSOR ASSY., AIR TEMP .....	G4	65	26	STAY, PB SENSOR .....	E8	45	4
ROD SUB ASSY., CUSHION				SENSOR ASSY., MAP .....	E8	45	15	STAY, STOPPER CABLE .....	G15	76	4
CONNECTING	G12	73	32	SENSOR ASSY., WATER TEMP .....	D2	23	9	STEM SUB ASSY., STEERING .....	F5	50	4
ROD, CLUTCH LIFTER .....	D11	32	13	SEPARATOR COMP. ....	F2	47	6	STOPPER COMP., GEARSHIFT DRUM .....	E5	42	16
ROD, PUSH .....	F2	47	10		G5	66	13	STOPPER, BEAD .....	F10	55	13
ROLLER COMP., CHAIN .....	G9	70	16				23		F13	58	15
ROLLER COMP., CHAIN LOWER .....	G10	71	17	SET RING, 20MM .....	E4	41	33	STOPPER, SPRING SEAT .....	G11	72	4
ROLLER, 2.5X7.8 .....	D6	27	20	SET RING, 22MM .....	E4	41	34	SUB HARNESS, FUEL PUMP .....	G14	75	9
ROLLER, 3X17.8 .....	D14	35	6	SHAFT A, SHIFT FORK .....	E5	42	4	SUSPENSION, PGM-FI UNIT .....	G14	75	11
ROLLER, 4X8 .....	E6	43	29	SHAFT B, SHIFT FORK .....	E5	42	5	SWINGARM SUB ASSY., RR. ....	G10	71	18
ROTOR, OIL PUMP INNER .....	D14	35	3	SHAFT COMP., BALANCER .....	E2	39	1	SWITCH ASSY., ENGINE STOP &			
ROTOR, OIL PUMP OUTER .....	D14	35	4	SHAFT, BRAKE PIVOT .....	G7	68	8	INDICATOR	F1	46	3
RUBBER, FUEL CONNECTOR .....	F15	60	18	SHAFT, EX. ROCKER ARM .....	D4	25	7				
RUBBER, FUEL FEED HOSE .....	E8	45	14	SHAFT, OIL PUMP .....	D14	35	1	[ T ]			
RUBBER, FUEL JOINT .....	F15	60	7	SHAFT, SWINGARM PIVOT .....	G9	70	6	TANK COMP., FUEL .....	F15	60	9
RUBBER, FUEL TANK MOUNTING .....	F15	60	13	SHIFTER, DRUM .....	E5	42	9	TENSIONER COMP., CAM CHAIN .....	D7	28	2
RUBBER, MOUNTING .....	D1	22	6	SHIM, TAPPET .....	D4	25	18	THREAD, STEERING HEAD TOP .....	F5	50	5
RUBBER, RADIATOR LOWER .....	H1	78	2		D5	26	18	THROTTLE BODY ASSY. ....	E8	45	6
RUBBER, RADIATOR MOUNTING .....	H1	78	7		D6	27	18	TIRE, FR. ....	F10	55	10
RUBBER, RADIATOR UPPER .....	H1	78	1	SHROUD SET, L. RADIATOR .....	G1	62	2	TIRE, RR. ....	F13	58	13
RUBBER, SIDE COVER STOPPER .....	G2	63	6	SHROUD SET, R. RADIATOR .....	G1	62	1	TUBE .....	E8	45	5
RUBBER, SILENCER .....	F16	61	26	SLIDER, CHAIN .....	G9	70	14	TUBE A, BREATHER .....	G3	64	22
RUBBER, STOPPER .....	G11	72	11	SLIDER, THROTTLE CABLE .....	F1	46	9	TUBE B, BREATHER .....	G4	65	23
RUBBER, TANK SIDE MOUNTING .....	F15	60	16	SPANNER A, PIN .....	H3	80	1	TUBE COMP., FUEL CAP BREATHER .....	F15	60	15
[ S ]				SPINDLE COMP., GEARSHIFT .....	E5	42	18	TUBE C, BREATHER .....	G4	65	24
SCREEN, OIL FILTER .....	D15	36	10	SPINDLE, KICK STARTER .....	E7	44	7	TUBE, AIR CLEANER CONNECTING .....	G3	64	17
SCREW-WASHER, 4X16 .....	G16	77	27	SPOKE SET, FR. ....	F10	55	1	TUBE, BREATHER .....	D15	36	2
SCREW-WASHER, 5X12 .....	E8	45	19	SPOKE SET, RR. ....	F13	58	1	TUBE, OUTER .....	F7	52	4
SCREW-WASHER, 6X14 .....	E8	45	20	SPRING ASSY., RR. BRAKE RETURN .....	G7	68	7	TUBE, TIRE .....	F10	55	11
SCREW, 5X12 .....	F16	61	28	SPRING, AIR CLEANER LID .....	G3	64	13		F13	58	17
SCREW, BLEEDER .....	F9	54	3	SPRING, BRAKE LEVER .....	F2	47	13	TUBE, VINYL, 6X9X680 .....	H2	79	23
	F12	57	11	SPRING, CLUTCH .....	D11	32	11	TUBE, VINYL, 8X12X100 .....	G4	65	35
SCREW, FLAT, 4X12 .....	F2	47	21	SPRING, DECOMPRESSION .....	D4	25	5	TY-RAP, CABLE .....	F16	61	33
SCREW, FLAT, 6X10 .....	E4	41	41	SPRING, DRUM STOPPER .....	E5	42	17				34
SCREW, FLAT, 8X31 .....	F13	58	20	SPRING, EX. VALVE .....	D4	25	12	[ V ]			
SCREW, PAN, 4X25 .....	G4	65	29	SPRING, FR. FORK .....	F7	52	3	VALVE ASSY., RELIEF .....	D12	33	4
SCREW, PAN, 4X30 .....	G4	65	30	SPRING, GEARSHIFT RETURN .....	E5	42	19	VALVE COMP., REED .....	D15	36	4
SCREW, PAN, 5X8 .....	G10	71	23	SPRING, IN. VALVE .....	D4	25	11	VALVE COMP., STARTER .....	E8	45	1
			34	SPRING, JUDDER .....	D11	32	12	VALVE, EX. ....	D4	25	9
			12	SPRING, KICK STARTER .....	E7	44	8	VALVE, IN. ....	D4	25	8
SCREW, SPECIAL FLAT, 6X17 .....	D15	36	12		G7	68	5				
SCREW, SPECIAL, 5MM .....	F16	61	32	SPRING, L. STEP RETURN .....	G8	69	7	[ W ]			
SCREW, TAPPING, 5X20 .....	G4	65	31	SPRING, OIL FILTER .....	D12	33	6	WASHER .....	F4	49	10
			32	SPRING, PAD .....	F9	54	6	WASHER, 10MM .....	G15	76	25
			9		F12	57	3	WASHER, 12MM .....	D11	32	23
SEAL RING, INJECTOR .....	E8	45	9	SPRING, PAWL PLUNGER .....	E5	42	15	WASHER, 12X22.5 .....	E2	39	4
SEAL SET, FR. FORK .....	F8	53	21	SPRING, RATCHET .....	E7	44	6	WASHER, 12.1X24.5 .....	D13	34	6
SEAL SET, PISTON .....	F9	54	1	SPRING, RETURN .....	F4	49	9				
	F12	57	2	SPRING, RR. CUSHION .....	G11	72	2				
SEAL, AIR CLEANER .....	G3	64	14	SPRING, R. STEP RETURN .....	G8	69	6				
SEAL, DUST .....	F8	53	29								

5

# PART NAME INDEX

J 6

Part name	Address	Page	Ref.	Part name	Address	Page	Ref.	Part name	Address	Page	Ref.
WASHER, 14MM .....	E5	42	25								
	G10	71	27								
WASHER, 16.8X24 .....	E7	44	10								
WASHER, 22X33X1.5 .....	E4	41	28								
WASHER, 22X35X2 .....	F14	59	24								
WASHER, 24X32X1 .....	E4	41	26								
WASHER, 26X10.5 .....	G7	68	11								
WASHER, 6.1MM .....	E5	42	23								
WASHER, 8MM .....	F14	59	25								
WASHER, CAMSHAFT THRUST .....	D2	23	14								
WASHER, CHAIN SLIDER .....	G9	70	15								
WASHER, CONICAL SPRING FUEL PUMP	F16	61	30								
WASHER, FR. MUFFLER STAY .....	G6	67	30								
WASHER, LOCK, 18MM .....	D11	32	20								
WASHER, LOCK, 20MM .....	E4	41	31								
WASHER, OIL BOLT .....	F2	47	19								
	F11	56	13								
WASHER, PLAIN .....	D12	33	16								
WASHER, PLAIN, 10MM .....	D2	23	15								
	F3	48	14								
WASHER, PLAIN, 12MM .....	D11	32	19								
	G12	73	46								
			47								
WASHER, PLAIN, 5MM .....	G10	71	35								
WASHER, PLAIN, 6MM .....	F16	61	35								
WASHER, PLAIN, 8MM .....	G6	67	32								
			33								
	G8	69	12								
WASHER, RADIATOR MOUNTING .....	H1	78	20								
WASHER, SEALING, 6MM .....	D7	28	9								
WASHER, SEALING, 6.5MM .....	D9	30	16								
WASHER, SEALING, 7MM .....	D9	30	14								
WASHER, SEALING, 8MM .....	D15	36	14								
WASHER, SPECIAL, 17MM .....	E3	40	22								
WASHER, SPECIAL, 7MM .....	D9	30	15								
WASHER, SPLINE, 20MM .....	E4	41	29								
			30								
WASHER, SPRING, 24MM .....	E4	41	32								
WASHER, SPRING, 8MM .....	F10	55	23								
	F14	59	30								
WASHER, STEERING STEM .....	F3	48	13								
WASHER, SWINGARM SIDE THRUST .....	G9	70	10								
WASHER, THRUST .....	G12	73	34								
WASHER, THRUST INVOLUTE, 22X21X1	E3	40	23								
WASHER, THRUST, 17.2MM .....	E4	41	25								
WASHER, THRUST, 18X32 .....	D11	32	21								
WASHER, THRUST, 20MM .....	D11	32	22								
WASHER, THRUST, 22X30X1 .....	E4	41	27								
WEIGHT, DECOMPRESSION .....	D4	25	4								
WHEEL SUB ASSY., FR. ....	F10	55	8								
WHEEL SUB ASSY., RR. ....	F13	58	11								
WOOL B, GLASS .....	G5	66	10								
WOOL COMP., SUS .....	G5	66	20								
WRENCH, NIPPLE .....	H3	80	2								
WRENCH, PLUG .....	H3	80	3								





---

**1**

**FOREWORD INDEX**

---

**2**

**ENGINE GROUP**

---

**3**

**FRAME GROUP**

---

**4**

**PART NUMBER INDEX**

---

**5**

**PART NAME INDEX**

---

**HONDA**  
The Power of Dreams