



CRF250R

CRF250R_E
CRF250R_F

PARTS CATALOGUE

2

FOREWORD INDEX

1

ENGINE GROUP

2

FRAME GROUP

3

PART NUMBER INDEX

4

PART NAME INDEX

5

Instruction for use of parts catalogue

- **This parts catalogue has been created as of July 01, 2014.**
 - Since this date, the sales practice for repair parts may have been changed or the parts may have been eliminated (listed for those not for sale).
 - The modified information is reflected on the latest Electronic Parts Catalogue (EPC). Also, refer to the parts catalogue news for any change.
 - See the parts catalogue news for any revision that is made after July 01, 2014.
- **Always specify the part number when ordering a part.**
 - Check the model, type, serial numbers, color, maker, and the size as needed before ordering a part.
 - Note that the illustrations (part drawings) can differ from the actual parts in shape. They are given just to help you to refer to the parts.
- **When modifications or additions to this parts catalogue are made, a revised edition will be issued at an appropriate time, with successively progressing revision numbers on the cover. We recommend obtaining such revisions in order to keep your parts catalogue up-to-date at all times. To check whether a parts catalogue revision has been issued, please contact your Honda distributor.**

Initial version issue date
 August 10, 2013
Honda Motor Co., Ltd.

CONTENTS

	Page	Address No.	
● Instruction for use of parts catalogue	1	B 1	1
● How to refer to the part information	2	B 2	
● Part catalogue structure	3	B 3	
● When the parts were revised	5	B 5	
● Abbreviations used in the parts catalogue	5	B 5	
● Part block and serial number check	6	B 6	
● Models, parts catalogue codes and applicable serial numbers	7	B 7	
● Fuel hose, general purpose hoses and vinyl hose	8	B 8	
● FLAT RATE SERVICE TIME	12	B12	
● Illustrated index	17	C 1	
● ENGINE GROUP	24	D 1	2
● FRAME GROUP	51	F 1	3
● PART NO. INDEX	93	I 1	4
● PART NAME INDEX	98	J 1	5

How to refer to the part information

A Reference with "Illustrated index"

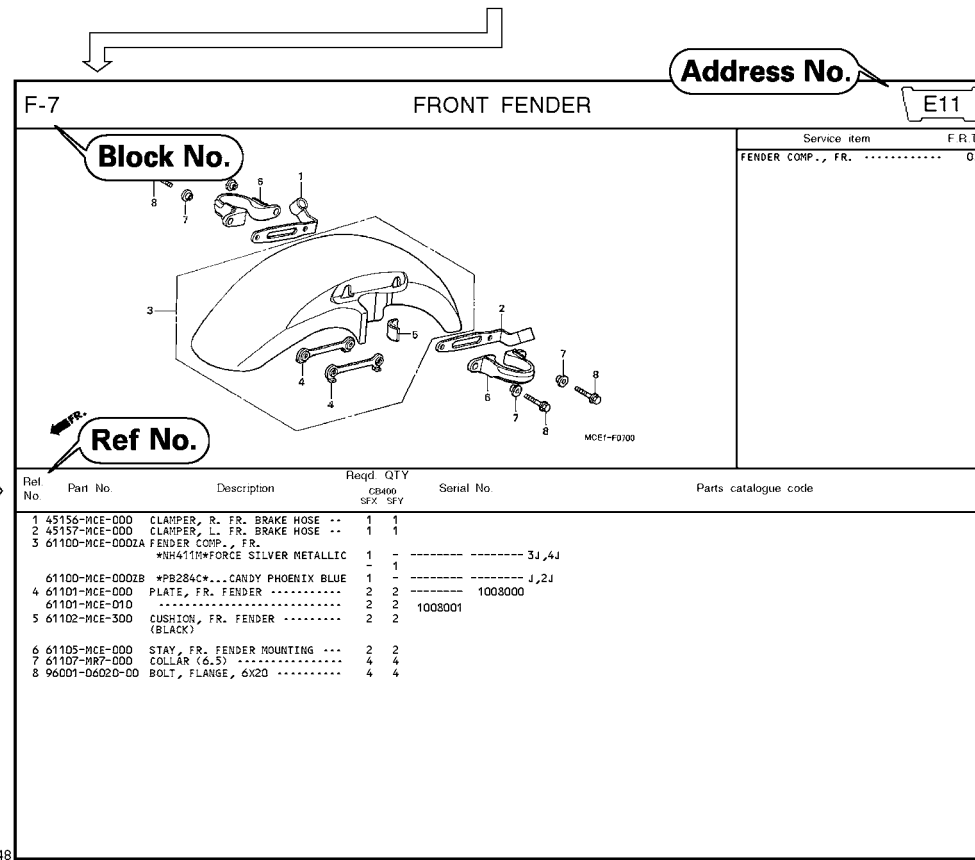


B Reference with "Part number index"

PART NO. INDEX					
Part Number	Address	Page	Rel.	Part Number	Address Page Rel.
04000				13323-MY9-751	C12 28 10 14921
04911-MCE-000	C10	26	1	13324-MY9-751	C12 28 10 14931
				13325-MY9-751	C12 28 10 14932
				13327-MY9-751	C12 28 10 14933
06000				14000	14933
06405-MY9-P00	F13	67	3	14100-MCE-000	B13 13 2 14933
06405-MY9-P10	F13	67	3	14200-MCE-000	B13 13 3 14933
06410-MY9-860	F2	56	1	14321-MCE-000	B16 16 2 14933
06435-MCE-006	F1	55	1	14401-MCE-003	B16 16 3 14933
06451-769-405	E13	51	2	14510-MBE-000	B16 16 4 14941
06451-443-405	F1	55	2	14520-MY9-691	B16 16 5 14944
06451-MA7-405	E13	51	1	14524-MY9-690	B16 16 6 14944
06455-MCE-006	E13	51	3	14546-MCE-000	B16 16 7 14944
				14620-MY9-691	B16 16 8 14944
11000				14711-MCE-000	B13 13 4 14944
11210-MCE-000	C9	25	1	14712-MCE-000	B13 13 5 14944
11330-MCE-305	C2	18	1	14721-MCE-000	B13 13 6 14944
11333-KT8-000	C6	22	1	14722-MCE-000	B13 13 7 14944
11335-MCE-000	C2	18	2	14730-MCE-000	B13 13 8 14944
11360-MCE-000	C7	23	1	14731-MCE-000	B13 13 9 14944
11365-MCE-000	C7	23	2	14731-MY9-751	B13 13 10 14945
11396-MY9-000	C2	18	3	14751-KY2-000	B13 13 11 14945
11631-MCE-000	C5	21	1	14751-MCE-000	B13 13 12 14945
11691-MY9-000	C5	21	2	14761-MCE-000	B13 13 13 14945

C Reference with "Part name index"

PART NAME INDEX					
Part name	Address	Page	Ref.	Part name	Address Page Ref.
[A]				BOLT , CHANG I	
ADJUSTER , CHAIN	F13	67	5	BOLT , CLUTC H	
ARM COMP. , SEA R CHANGE	F10	64	8	BOLT , CONNECT	
ARM , L. MAIN STEP	F11	65	8	BOLT , DISK , 6	
ARM , L. PILLI O STEP	F11	65	12	BOLT , DISK , 8	
ARM , R. MAIN STEP	F11	65	5	BOLT , DRAIN I	
ARM , R. PILLI O STEP	F11	65	11	BOLT , FLANG E	
AUT O DOC K ASSY. , FUEL	F4	58	2	BOLT , FLANG E	
AXLE , FR. WHEEL	E14	52	3	BOLT , FLANG E	
AXLE , RR. WHEEL	F2	56	3	BOLT , FLANG E	
[B]				BOLT , FLANG E	
BAG , AIR PRESSUR E GAUGE	F67	77	4	BOLT , FLANG E	
BAG , SERVICE BOOK	F67	77	1	BOLT , FLANG E	
BAG , TOOL	F67	77	3	BOLT , FLANG E	
BALL , STEEL	F11	65	20	BOLT , FLANG E	
BAND , A , INSULATOR	B11	11	11	BOLT , FLANG E	
BAND , B , INSULATOR	B11	11	12	BOLT , FLANG E	
BAND , AIR CLEANER CONNECTING				BOLT , FLANG E	
BAND , U-LOCK	F8	62	22	BOLT , FLANG E	
BAND , WIRE	F16	70	3	BOLT , FLANG E	
	C10	26	14		
	E5	43	21		
	G4	74	1R		



Page No.

2000.09.01 E

Part catalogue structure

② FRONT FENDER

④ E11

Ref. No.	Part No.	Description	Reqd. QTY CB400 SFX SFY	Serial No.	Parts catalogue code
1	45156-MCE-000	CLAMPER, R. FR. BRAKE HOSE ..	1 1		
2	45157-MCE-000	CLAMPER, L. FR. BRAKE HOSE ..	1 1		
3	61100-MCE-000ZA	FENDER COMP., FR. *NH411M*FORCE SILVER METALLIC	1 -	----- 3J,4J	
	61100-MCE-000ZB	*PB284C*...CANDY PHOENIX BLUE	- 1	----- J,2J	
4	61101-MCE-000	PLATE, FR. FENDER	2 2	1008000	
	61101-MCE-010	2 2	1008001	
5	61102-MCE-300	CUSHION, FR. FENDER	2 2		
		(BLACK)			

① Address number

• Address No. is provided (in place of the page No.) to help you refer to the part with the part No. or part name.

② Block title ③ Block number

④ Service item/Flat rate time

⑤ Reference number

• Title number marked with the parenthesis or parentheses indicates that it continues from the previous page.

⑥ Part number ⑦ Honda color code

⑧ Description

⑨ Assemblies

• Sections framed with broken lines in the exploded view drawings are available as complete assemblies. (Their individual parts can also be obtained.)

⑩ Color description

⑪ Note

• Notes are shown with the parentheses in the part name column.

⑫ Required quantity

• Reqd. QTY shown in the parenthesis or parentheses indicates the optional part.

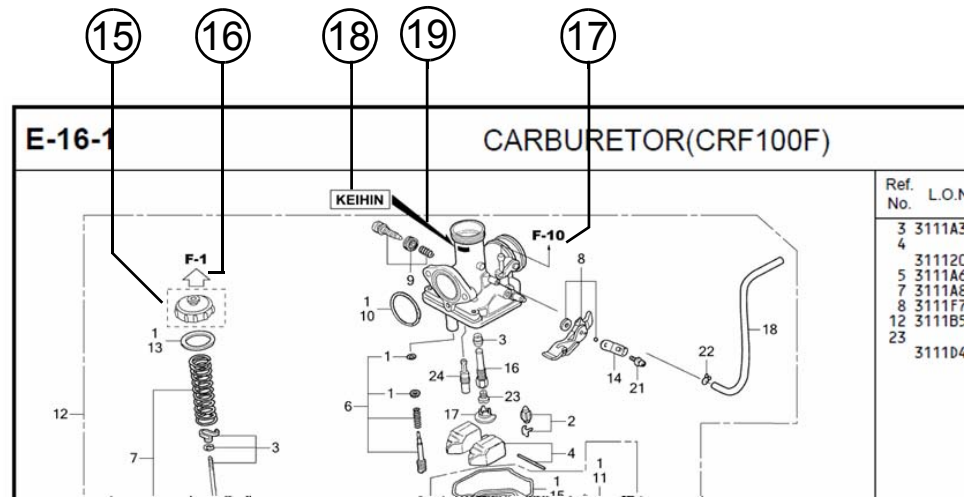
• Reqd. QTY marked with "N" indicates the optional part that should be selected as needed.

• Reqd. QTY indicates the number of the part used in the block.

⑬ Serial number

⑭ Parts catalogue code

• When the parts catalogue code column is blank, it indicates that the part is applicable to all codes.



⑮
 • Parts enclosed within a dotted line are covered in a different block.

⑯
 • A hollow arrow indicates the block No. for the parts enclosed within a dotted line .


⑰
 • A solid arrow indicates the block No. the part in question is connected to.

⑱ **Replacement Identification Information for Designated Part No.**

⑲ **Location of Replacement Identification Information for Designated Part No.**

- If an arrow mark is indicated in 19, the part is incompatible with a different part No.
- Make sure to order the part of the same manufacture, including the component part.
- To make an order, indicate the part No., which includes the symbol displayed on the applicable section of the part to be replaced.

When the parts were revised



Ref. No.	Part No.	Description	Reqd. QTY		Serial No.
			CB400 SFX	SFY	
1	45156-MCE-000	CLAMPER, R. FR. BRAKE HOSE ..	1	1	
2	45157-MCE-000	CLAMPER, L. FR. BRAKE HOSE ..	1	1	
3	61100-MCE-000ZA	FENDER COMP., FR. *NH411M*FORCE SILVER METALLIC	1	-	-----3J,4J
	61100-MCE-000ZB	*PB284C*...CANDY PHOENIX BLUE	1	-	-----J,2J
4	61101-MCE-000	PLATE, FR. FENDER (###).....	2	2	-----1008000
	61101-MCE-010	2	2	-----1008001
5	61102-MCE-300	CUSHION, FR. FENDER (BLACK)	2	2	
6	61105-MCE-000	STAY, FR. FENDER MOUNTING ...	2	2	
7	61107-MR7-000	COLLAR (6,5)	4	4	
8	96001-06020-00	BOLT, FLANGE, 6X20	4	4	


The number has been used from the initial model without revision.

When shown at the left side, it is applicable to the models of No.1008001 and the subsequent numbers.

When shown at the right side, it is applicable to the models up to No.1008000.

The parts listed with "###" at the end of the parts name have limited supply period (parts not for sale).

Abbreviations used in the parts catalogue

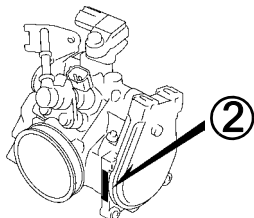
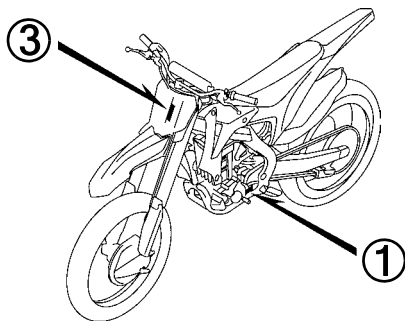
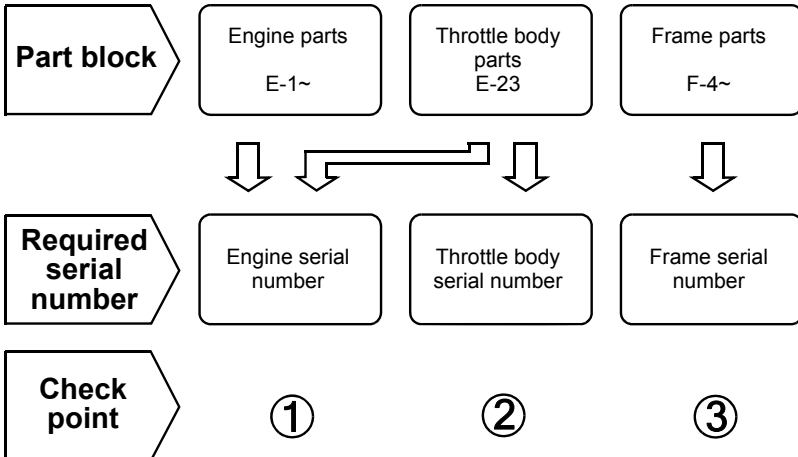


* "L." or "R." in the description of a part stands for the LEFT hand side or the RIGHT hand side. Determine the left or right as if you were in the motorcycle seat.

The following abbreviations are used in this parts catalogue.

- A Ampere
- ABS Anti-lock brake system
- A.C. Alternating current
- A.M. Attaching mark
- ASSY. Assembly
- C.D.I. Capacitive discharge ignition
- COMP. ... Complete
- D.C. Direct current
- EX. Exhaust
- FR. Front
- G Gram
- HEX. Hexagonal
- IN. Inlet
- KPH Kilometers per hour
- L.Left
- L (100L) .Link (100 Links)
- L.E.D.Light emitted diode
- MMMillimeter
- MPHMiles per hour
- R.Right
- RR.Rear
- STD.Standard
- T (22T) ...Tooth (22 Teeth)
- TCSTraction control system
- T.M.Transcript mark
- VVolt
- WWatt
- WLWith labelling
- WOLWithout labelling

Part block and serial number check



Models, parts catalogue codes and applicable serial numbers

Models, parts catalogue codes and applicable serial Nos. given in this parts catalogue can be identified as follows.

Parts with parts catalogue codes are exclusive for models destined for countries designated.

If no area codes are listed, parts are for common use.

Model	Area code	Type	Applicable engine serial No.	Applicable frame serial No.	Applicable throttle body identification No.
CRF250Re	ED	European direct sales	ME10E-5000001~5099999	JH2ME10A*EK100001~EK199999	GQ28A A
	TH	Thailand	ME10E-5000001~5099999	JH2ME109*EK200001~EK299999	
	U	Australia	ME10E-5000001~5099999	JH2ME10U*EK100001~EK199999	
CRF250Rf	ED	European direct sales	ME10E-5100001~	JH2ME10A*FK200001~	GQ2CA A
	TH	Thailand	ME10E-5100001~	JH2ME10T*FK000001~	
	U	Australia	ME10E-5100001~	JH2ME10U*FK200001~	

* Of carburetor/throttle body identification numbers, only the portions underlined in the example below are used for registration.

GQ28A A KC 7

Fuel hose, general purpose hoses and vinyl hose

- The standard part fuel hose, general purpose hose and vinyl hose may be substituted by the coiled bulk part.
- When ordering the standard part fuel hose, general purpose hose and vinyl hose use the bulk part number written in the parts catalogue in brackets () underneath the part name, or use the catalogue below.
(The bulk part standard length is 1 m, however, those displayed in the catalogue < > are available in 3 m and 8 m lengths.)
- When exchanging the hose, cut and use at the specified length as mentioned in the part name.
(For the method of cutting the bulk part, and method of filling out orders etc., please refer to the service manual and the instructions issued with the bulk part.)
- The list below is a catalogue of the standard part numbers and bulk part numbers. Note that those numbers are applicable to the listed replacement parts only.

Fuel hoses/Tubes			
Standard part No.	Bulk part No.	Bulk part	
		Inner diameter (mm)	Length (m)
95001-30xxx-2x	95001-30001-20M	3.0	1
95001-30xxx-3x	95001-30001-30M	3.0	1
95001-30xxx-4x	95001-30001-40M	3.0	1
95001-35xxx-2x	95001-35001-50M <95001-35003-50M>	3.5	1 3
95001-35xxx-3x	95001-35001-60M <95001-35003-60M>	3.5	1 3
95001-35xxx-4x	95001-35001-60M <95001-35003-60M>	3.5	1 3
95001-35xxx-5x	95001-35001-50M <95001-35003-50M>	3.5	1 3
95001-35xxx-6x	95001-35001-60M <95001-35003-60M>	3.5	1 3
95001-45xxx-2x	95001-45001-50M <95001-45003-50M>	4.5	1 3
95001-45xxx-3x	95001-45001-60M <95001-45003-60M> <95001-45008-60M>	4.5	1 3 8
95001-45xxx-4x	95001-45001-60M <95001-45003-60M> <95001-45008-60M>	4.5	1 3 8
95001-45xxx-5x	95001-45001-50M <95001-45003-50M>	4.5	1 3
95001-45xxx-6x	95001-45001-60M <95001-45003-60M> <95001-45008-60M>	4.5	1 3 8
95001-55xxx-2x	95001-55001-50M <95001-55003-50M> <95001-55008-50M>	5.5	1 3 8

Fuel hoses/Tubes			
Standard part No.	Bulk part No.	Bulk part	
		Inner diameter (mm)	Length (m)
95001-55xxx-3x	95001-55001-60M <95001-55003-60M> <95001-55008-60M>	5.5	1 3 8
95001-55xxx-4x	95001-55001-60M <95001-55003-60M> <95001-55008-60M>	5.5	1 3 8
95001-55xxx-5x	95001-55001-50M <95001-55003-50M> <95001-55008-50M>	5.5	1 3 8
95001-55xxx-6x	95001-55001-60M <95001-55003-60M> <95001-55008-60M>	5.5	1 3 8
95001-75xxx-2x	95001-75001-50M <95001-75003-50M>	7.5	1 3
95001-75xxx-3x	95001-75001-60M <95001-75003-60M> <95001-75008-60M>	7.5	1 3 8
95001-75xxx-4x	95001-75001-60M <95001-75003-60M> <95001-75008-60M>	7.5	1 3 8
95001-75xxx-5x	95001-75001-50M <95001-75003-50M>	7.5	1 3
95001-75xxx-6x	95001-75001-60M <95001-75003-60M> <95001-75008-60M>	7.5	1 3 8
95001-80xxx-2x	95001-80001-50M	8.0	1
95001-80xxx-3x	95001-80001-60M	8.0	1
95001-80xxx-4x	95001-80001-60M	8.0	1
95001-80xxx-5x	95001-80001-50M	8.0	1
95001-80xxx-6x	95001-80001-60M	8.0	1

Vinyl tube				
Standard part No.	Bulk part No.	Bulk part		
		Inner dia- meter (mm)	Outer dia-meter (mm)	Length (m)
95003-01xxx-3x	95003-01001-60M <95003-01003-60M>	2.9	6.8	1 3
95003-01xxx-60	95003-01001-60M <95003-01003-60M>	2.9	6.8	1 3
95003-03xxx-3x	95003-03001-60M <95003-03003-60M>	3.0	6.0	1 3
95003-03xxx-60	95003-03001-60M <95003-03003-60M>	3.0	6.0	1 3
95003-05xxx-3x	95003-05001-60M <95003-05003-60M> <95003-05008-60M>	3.5	6.5	1 3 8
95003-05xxx-60	95003-05001-60M <95003-05003-60M> <95003-05008-60M>	3.5	6.5	1 3 8
95003-07xxx-1x	95003-07001-10M <95003-07003-10M> <95003-07008-10M>	4.0	7.0	1 3 8
95003-07xxx-20	95003-07001-10M <95003-07003-10M> <95003-07008-10M>	4.0	7.0	1 3 8
95003-07xxx-3x	95003-07001-60M <95003-07003-60M> <95003-07008-60M>	4.0	7.0	1 3 8
95003-07xxx-60	95003-07001-60M <95003-07003-60M> <95003-07008-60M>	4.0	7.0	1 3 8
95003-07xxx-7x	95003-07001-70M <95003-07003-70M> <95003-07008-70M>	4.0	7.0	1 3 8
95003-08xxx-1x	95003-08001-10M <95003-08003-10M> <95003-08008-10M>	4.5	6.5	1 3 8
95003-09xxx-3x	95003-09001-60M <95003-09003-60M>	4.5	8.0	1 3
95003-09xxx-60	95003-09001-60M <95003-09003-60M>	4.5	8.0	1 3
95003-10xxx-1x	95003-10001-10M <95003-10003-10M>	5.0	8.0	1 3
95003-10xxx-20	95003-10001-10M <95003-10003-10M>	5.0	8.0	1 3
95003-10xxx-3x	95003-10001-60M <95003-10003-60M>	5.0	8.0	1 3
95003-10xxx-60	95003-10001-60M <95003-10003-60M>	5.0	8.0	1 3
95003-11xxx-3x	95003-11001-60M <95003-11003-60M> <95003-11008-60M>	5.0	9.0	1 3 8
95003-11xxx-60	95003-11001-60M <95003-11003-60M> <95003-11008-60M>	5.0	9.0	1 3 8
95003-12xxx-1x	95003-12001-10M <95003-12003-10M> <95003-12008-10M>	5.0	7.0	1 3 8
95003-12xxx-20	95003-12001-10M <95003-12003-10M> <95003-12008-10M>	5.0	7.0	1 3 8

Vinyl tube				
Standard part No.	Bulk part No.	Bulk part		
		Inner dia- meter (mm)	Outer dia-meter (mm)	Length (m)
95003-14xxx-1x	95003-14001-10M <95003-14003-10M>	6.0	9.0	1 3
95003-14xxx-20	95003-14001-10M <95003-14003-10M>	6.0	9.0	1 3
95003-14xxx-3x	95003-14001-60M <95003-14003-60M>	6.0	9.0	1 3
95003-17xxx-1x	95003-17001-10M <95003-17003-10M>	7.0	9.0	1 3
95003-19xxx-1x	95003-19001-10M <95003-19003-10M> <95003-19008-10M>	7.0	11.0	1 3 8
95003-19xxx-20	95003-19001-10M <95003-19003-10M> <95003-19008-10M>	7.0	11.0	1 3 8
95003-19xxx-3x	95003-19001-60M <95003-19003-60M> <95003-19008-60M>	7.0	11.0	1 3 8
95003-19xxx-60	95003-19001-60M <95003-19003-60M> <95003-19008-60M>	7.0	11.0	1 3 8
95003-21xxx-1x	95003-21001-10M <95003-21003-10M>	8.0	9.0	1 3
95003-21xxx-20	95003-21001-10M <95003-21003-10M>	8.0	9.0	1 3
95003-23xxx-1x	95003-23001-10M <95003-23003-10M>	8.0	12.0	1 3
95003-23xxx-20	95003-23001-10M <95003-23003-10M>	8.0	12.0	1 3
95003-23xxx-3x	95003-23001-60M <95003-23003-60M> <95003-23008-60M>	8.0	12.0	1 3 8
95003-23xxx-60	95003-23001-60M <95003-23003-60M> <95003-23008-60M>	8.0	12.0	1 3 8
95003-25xxx-1x	95003-25001-10M <95003-25003-10M>	9.0	11.0	1 3
95003-25xxx-20	95003-25001-10M <95003-25003-10M>	9.0	11.0	1 3
95003-25xxx-3x	95003-25001-60M <95003-25003-60M>	9.0	11.0	1 3
95003-25xxx-7x	95003-25001-70M <95003-25003-70M>	9.0	11.0	1 3
95003-27xxx-1x	95003-27001-10M <95003-27003-10M>	9.0	13.0	1 3
95003-27xxx-20	95003-27001-10M <95003-27003-10M>	9.0	13.0	1 3
95003-27xxx-3x	95003-27001-60M <95003-27003-60M>	9.0	13.0	1 3
95003-27xxx-60	95003-27001-60M <95003-27003-60M>	9.0	13.0	1 3
95003-33xxx-1x	95003-33001-10M <95003-33003-10M>	10.0	14.0	1 3
95003-33xxx-20	95003-33001-10M <95003-33003-10M>	10.0	14.0	1 3

Vinyl tube				
Standard part No.	Bulk part No.	Bulk part		
		Inner dia- meter (mm)	Outer dia-meter (mm)	Length (m)
95003-36xxx-1x	95003-36001-10M <95003-36003-10M> <95003-36008-10M>	11.0	13.0	1 3 8
95003-36xxx-20	95003-36001-10M <95003-36003-10M> <95003-36008-10M>	11.0	13.0	1 3 8
95003-37xxx-3x	95003-37001-60M <95003-37003-60M>	11.0	15.0	1 3
95003-37xxx-60	95003-37001-60M <95003-37003-60M>	11.0	15.0	1 3
95003-38xxx-1x	95003-38001-10M <95003-38003-10M>	12.0	13.0	1 3
95003-38xxx-20	95003-38001-10M <95003-38003-10M>	12.0	13.0	1 3
95003-39xxx-1x	95003-39001-10M <95003-39003-10M>	12.0	14.0	1 3
95003-39xxx-20	95003-39001-10M <95003-39003-10M>	12.0	14.0	1 3
95003-40xxx-20	95003-40001-10M <95003-40003-10M>	12.0	16.0	1 3
95003-40xxx-3x	95003-40001-60M <95003-40003-60M>	12.0	16.0	1 3
95003-40xxx-60	95003-40001-60M <95003-40003-60M>	12.0	16.0	1 3
95003-43xxx-1x	95003-43001-10M <95003-43003-10M> <95003-43008-10M>	13.0	15.0	1 3 8
95003-43xxx-20	95003-43001-10M <95003-43003-10M> <95003-43008-10M>	13.0	15.0	1 3 8
95003-45xxx-1x	95003-45001-10M <95003-45003-10M> <95003-45008-10M>	14.0	18.0	1 3 8
95003-45xxx-20	95003-45001-10M <95003-45003-10M> <95003-45008-10M>	14.0	18.0	1 3 8
95003-50xxx-1x	95003-50001-10M <95003-50003-10M>	16.0	19.0	1 3
95003-50xxx-20	95003-50001-10M <95003-50003-10M>	16.0	19.0	1 3
95003-50xxx-3x	95003-50001-60M <95003-50003-60M>	16.0	19.0	1 3
95003-55xxx-1x	95003-55001-10M <95003-55003-10M>	17.5	20.5	1 3
95003-55xxx-20	95003-55001-10M <95003-55003-10M>	17.5	20.5	1 3
95003-60xxx-1x	95003-60001-10M <95003-60003-10M>	22.0	27.0	1 3
95003-60xxx-20	95003-60001-10M <95003-60003-10M>	22.0	27.0	1 3
95003-60xxx-3x	95003-60001-60M <95003-60003-60M>	22.0	27.0	1 3
95003-60xxx-60	95003-60001-60M <95003-60003-60M>	22.0	27.0	1 3

General purpose hoses			
Standard part No.	Bulk part No.	Bulk part	
		Inner diameter (mm)	Length (m)
95005-11xxx-3x	95005-11001-30M	11.0	1
95005-11xxx-5x	95005-11001-50M	11.0	1
95005-12xxx-1x	95005-12001-10M <95005-12003-10M>	12.0	1 3
95005-12xxx-2x	95005-12001-20M	12.0	1
95005-12xxx-3x	95005-12001-30M	12.0	1
95005-12xxx-5x	95005-12001-50M	12.0	1
95005-14xxx-1x	95005-14001-10M	14.0	1
95005-14xxx-2x	95005-14001-20M <95005-14003-20M>	14.0	1 3
95005-14xxx-3x	95005-14001-30M	14.0	1
95005-14xxx-5x	95005-14001-50M	14.0	1
95005-17xxx-1x	95005-17001-10M	17.0	1
95005-17xxx-2x	95005-17001-20M	17.0	1
95005-17xxx-3x	95005-17001-30M	17.0	1
95005-17xxx-5x	95005-17001-50M	17.0	1
95005-30xxx-3x	95005-30001-30M	3.0	1
95005-30xxx-5x	95005-30001-50M	3.0	1
95005-35xxx-1x	95005-35001-10M <95005-35003-10M> <95005-35008-10M>	3.5	1 3 8
95005-35xxx-2x	95005-35001-20M	3.5	1
95005-35xxx-3x	95005-35001-30M	3.5	1
95005-35xxx-4x	95005-35001-10M <95005-35003-10M> <95005-35008-10M>	3.5	1 3 8
95005-35xxx-5x	95005-35001-50M	3.5	1
95005-45xxx-1x	95005-45001-10M <95005-45003-10M> <95005-45008-10M>	4.5	1 3 8
95005-45xxx-2x	95005-45001-20M	4.5	1
95005-45xxx-3x	95005-45001-30M	4.5	1

General purpose hoses			
Standard part No.	Bulk part No.	Bulk part	
		Inner diameter (mm)	Length (m)
95005-45xxx-4x	95005-45001-10M <95005-45003-10M> <95005-45008-10M>	4.5	1 3 8
95005-45xxx-5x	95005-45001-50M	4.5	1
95005-50xxx-3x	95005-50001-30M <95005-50003-30M>	5.0	1 3
95005-50xxx-5x	95005-50001-50M	5.0	1
95005-55xxx-1x	95005-55001-10M <95005-55003-10M> <95005-55008-10M>	5.3	1 3 8
95005-55xxx-2x	95005-55001-20M <95005-55003-20M>	5.3	1 3
95005-55xxx-4x	95005-55001-10M <95005-55003-10M> <95005-55008-10M>	5.3	1 3 8
95005-65xxx-1x	95005-65001-10M <95005-65003-10M>	6.5	1 3
95005-65xxx-2x	95005-65001-20M	6.5	1
95005-70xxx-3x	95005-70001-30M <95005-70003-30M>	7.0	1 3
95005-70xxx-5x	95005-70001-50M	7.0	1
95005-75xxx-1x	95005-75001-10M <95005-75003-10M>	7.3	1 3
95005-75xxx-2x	95005-75001-20M	7.3	1
95005-80xxx-1x	95005-80001-10M <95005-80003-10M>	8.0	1 3
95005-80xxx-2x	95005-80001-20M	8.0	1
95005-80xxx-3x	95005-80001-30M	8.0	1
95005-80xxx-5x	95005-80001-50M	8.0	1
95005-91xxx-3x	95005-91001-30M	12.0	1
95005-91xxx-5x	95005-91001-50M	12.0	1
95005-92xxx-3x	95005-92001-30M	12.0	1
95005-92xxx-5x	95005-92001-50M	12.0	1

NOTE: X is displayed to represent the omitted numerals and letters of the roman alphabet.

⊙ **CAUTION: It is DANGEROUS to confuse the fuel hose with the general purpose hose or vinyl hose.**

Never use a general purpose hose or vinyl hose in place of a fuel hose or vice versa. Always use the correct bulk part in the parts catalogue, according to the service manual or the instructions issued with the bulk part.

• Bulk part number of fuel hose, general purpose hose and vinyl hose.

(Example)

9 5 0 0 1 - 7 5 0 0 1 - 5 0 M

Bulk part number: Refers to the bulk part.

Marking code (hose type): (fuel hose and general purpose hose)

Change code (for added hose): (Vinyl hose)

- Indicates number mark or change sequence, however, the code for the bulk part must be strictly 0 (zero).

Types of code:

- Fuel hose
 - 2: Red outside braid (3 mm inside dia. only)
 - 5: Black inside braid
 - 3: Red (3 mm inside dia. only)
 - 4: Ash gray with red stripe (3 mm inside dia. only)
 - 6: Black
- Vinyl hose
 - 1: Clear
 - 2: Black
 - 3: Light red
 - 6: Light red
 - 7: Pale black
- General hose
 - 1: Ash gray
 - 2: Ash gray
 - 3: Black
 - 5: Black

Lengths: 001: 1 m (standard)
003: 3 m
008: 8 m

I.D code: (fuel hose and general purpose hose)

- 30: 3.0 mm
- 35: 3.5 mm
- 45: 4.5 mm
- 50: 5.0 mm
- 55: 5.3 mm, 5.5 mm
- 65: 6.5 mm
- 70: 7.0 mm
- 75: 7.3 mm, 7.5 mm
- 80: 8.0 mm
- 11: 11 mm
- 91: 12 mm (outside dia. 15) mm
- 92: 12 mm (outside dia. 16) mm
- 12: 12 mm (outside dia. 17) mm
- 14: 14 mm
- 17: 17 mm

ID./OD. code: (vinyl hose)

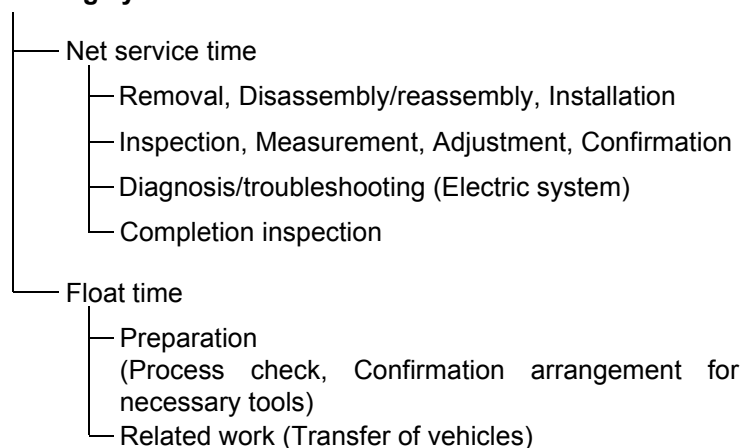
- 01: ID. 2.9, OD. 6.8 mm
- 03: ID. 3.0, OD. 6.0 mm
- 05: ID. 3.5, OD. 6.5 mm
- 07: ID. 4.0, OD. 7.0 mm
- 08: ID. 4.5, OD. 6.5 mm
- 09: ID. 4.5, OD. 8.0 mm
- 12: ID. 5.0, OD. 7.0 mm
- 10: ID. 5.0, OD. 8.0 mm
- 11: ID. 5.0, OD. 9.0 mm
- 14: ID. 6.0, OD. 9.0 mm
- 17: ID. 7.0, OD. 9.0 mm
- 19: ID. 7.0, OD. 11.0 mm
- 21: ID. 8.0, OD. 9.0 mm
- 23: ID. 8.0, OD. 12.0 mm
- 25: ID. 9.0, OD. 11.0 mm
- 27: ID. 9.0, OD. 13.0 mm
- 33: ID. 10.0, OD. 14.0 mm
- 36: ID. 11.0, OD. 13.0 mm
- 37: ID. 11.0, OD. 15.0 mm
- 38: ID. 12.0, OD. 13.0 mm
- 39: ID. 12.0, OD. 14.0 mm
- 40: ID. 12.0, OD. 16.0 mm
- 43: ID. 13.0, OD. 15.0 mm
- 45: ID. 14.0, OD. 18.0 mm
- 50: ID. 16.0, OD. 19.0 mm
- 55: ID. 17.5, OD. 20.5 mm
- 60: ID. 22.0, OD. 27.0 mm

Hose type: 1: Fuel hose
3: Vinyl hose
5: General hose

FLAT RATE SERVICE TIME

Flat rate service time (FRT) means the standard time required to service a MC, which is listed in this manual to help the dealers control the actual working process and calculate the service charge by using it as a guide.

FRT setting system



* Float time is set by multiplying the net service time by a given coefficient.

Editorial style

The service items shown in the text are listed with the exchange work time for the repair sales parts as the subject. Other representative service items not using repair parts (removal/installation, adjustment, inspection/measuring, and other work) are listed collectively in the list in the preface, classified according to the work.

FRT setting standard

- Decimal system (in unit of 0.1) is adopted to set FRT as it is convenient to calculate the wage.
Example: (0.1) → 6 minutes, (0.2) → 12 minutes
[Labor cost per hour] x [FRT] = [Wage]
- FRT is set with a hand tool.
- Service items and FRT can be subject to change depending on development of tools and service equipment and improvement in service procedure.

Work procedure

- As the work procedure is set with the work time according to the method in the separate Service Manual, refer to this Manual as required.
- Work methods permitting servicing in the shortest time still permitting assurance of safe work and product warranty are used for the setting of service items not listed in the Service Manual.
- Work basically is to be performed by one person, and when two or more people are required, setting is done as the total time for the number of people.
- The set value for the technological level of the workers uses a person with three years of experience in the repair of Honda vehicles as the standard.
- Special tools and service equipment used to set FRT are those specified or recommended in Service Manual.

Service item whose FRT is not presented

- Accessories and service parts that are not listed to use in this manual.
 - Locations with little aging deterioration or breakage during normal use.
 - Service work that can be finished by one touch.
 - Service work that is seldom done (i.e. extremely small causes of trouble and service frequency).
- * When FRT is not presented, please calculate wages based on appropriate actual work time

Operation not included of FRT

- Oil and coolant water draining, Waiting time for warming up operation and etc..
- Additional operation that involves removal/installation of standard exterior equipment.
- Indirect time spent for service by visiting the customer, trade-in, and delivery of a MC.
- Indirect time required for ordering and delivery of parts.
- Cost for grease, adhesive agent, etc. used for service work.

1

Explanation of FRT by using an example
(The example may differ from the actual presented items)

Ref. No.	L.O.N.	(Relative ref. Number) Description	F.R.T.
②	111118	(1, 3, 4, 7) CAMSHAFT ④	②
③	111118A	⑥ • Includes: Valve clearance adjustment Replace rocker arm add ⑤	⑤

① Reference No. of the illustration of part that shows location of the replacement work.

② FRT is an abbreviation of Flat Rate Time indicating the standard service time required for the replacement.

③ LON is an abbreviation of Labor Operation Number, and it is a classification of the service items by the work unit code.

The same operation code is used regardless of the models.

Standard operation is indicated with 6 digits code, and additional operation is indicated with 7 digits code.

④ Indicating the camshaft replacement and FRT4.5.

⑤ Indicating FRT1.0 that will be added when additional operation (replace rocker arm) is done in association with camshaft replacement.

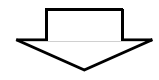
⑥ Indicating work contents that are included in the service item.

⑦ Indicating a reference No. whose operation and time are the same as FRT4.5 for the camshaft.

(The application range is limited to the service items without an LON setting within a same block.)

How to refer to the service item by using the sample
(camshaft replacement)

Open to the page of the block where the camshaft's spare part illustration is shown.



Look for the camshaft illustration, and refer to the service item and FRT that agree with the reference No.

Indication mark for the listing of service items that continues to the following page

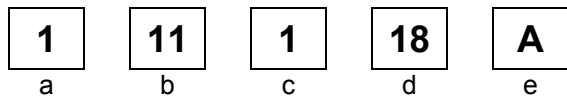
Ref. No.	L.O.N.	(Relative ref. Number) Description	F.R.T.
2	111118	CAMSHAFT	4.5
	.	.	.
	.	.	.

+
Mark indicated at the last line.

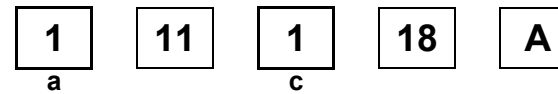
Indication of the block with no setting of FRT

Ref. No.	L.O.N.	(Relative ref. Number) Description	F.R.T.
NO INFORMATION			

• LON code system



- a) Category code..... Engine
- b) Location/function code Engine upper
- c) Operation code..... Replace
- d) Operation sequence number (Unit code can be shown with alphabet) camshaft (No regular rule of code)
- e) Additional code replace rocker arm (No regular rule of code)



a) Category codes and classification

Code	Category
1	Engine
2	Transmission
3	Fuel & Exhaust
4	Frame & Body
5	Steering/Suspension
6	Electrical
7	Wheels/Brakes
8	Controls/instrument
9	-
0	-

c) Operation codes and classification

Code	Operation category
1	Replace, Removal/Installation, Change
2	Overhaul
3	Adjust, Balance
4	(Paint-related work: Top-coat)
5	Test, Inspect/diagnose, Measurement, Check
6	(Overhaul-related work: Rebore)
7	(Overhaul-related work: Reseal)
8	(Resurface)
9	(Paint-related work: Refinish)
0	Repair, Cleaning, Air bleeding

Major service items without using spare parts
Removal/Installation, Adjustment, Inspection/Measurement, Other work

[E: Engine, F: Frame]

* OPERATIONS OTHER THAN REPLACING PARTS

• Removal/installation

Set for the configuration with the parts removed from the vehicle.

	LON	DESCRIPTION	FRT
E	1101E5	TILTING ENGINE ASSEMBLY-REMOVAL/INSTALLATION INCLUDES: All necessary adjustment	2.2
	3111D5	THROTTLE BODY ASSEMBLY-REMOVAL/INSTALLATION	1.0
	1101E6	CRANKCASE SEPARATION INCLUDES: Engine removal and installation	4.4
F	1151E6	RADIATOR ASSEMBLY-REMOVAL/INSTALLATION	0.5
	1151E6C	1 radiator add	0.2

• Adjustment

	LON	DESCRIPTION	FRT
E	3143A0	ENGINE IDLE-ADJUSTMENT	0.1
	2123A0	CLUTCH-ADJUSTMENT INCLUDES: Clutch lever adjustment	0.1
	1113A0	VALVE CLEARANCE-ADJUSTMENT NOTE: For 1 vehicle	0.8
F	2133A0	DRIVE CHAIN-ADJUSTMENT	0.1
	3113A3	THROTTLE OPERATION-ADJUSTMENT	0.1

• Inspection/Measurement

	LON	DESCRIPTION	FRT
E	1115A0	COMPRESSION PRESSURE-MEASUREMENT	0.2
	6145A0	IGNITION TIMING-INSPECTION	0.3

Other work

	LON	DESCRIPTION	FRT
E	1130A1	OIL FILTER SCREEN-CLEANING	0.4
F	3120A0	CLEANER ELEMENT-CLEANING	0.2
	7110A0	FRONT BRAKE-AIR BLEEDING	0.2
	7110A1	REAR BRAKE-AIR BLEEDING	0.2
	1151E7	RADIATOR COOLANT-CHANGE	0.3

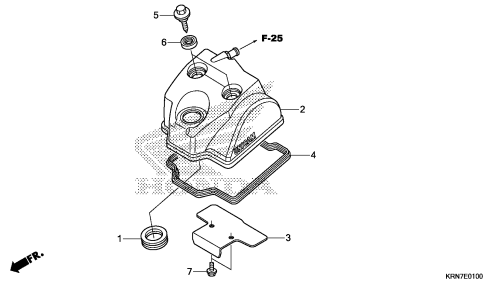
ENGINE GROUP

C 1

E-1

CYLINDER HEAD COVER

D 1

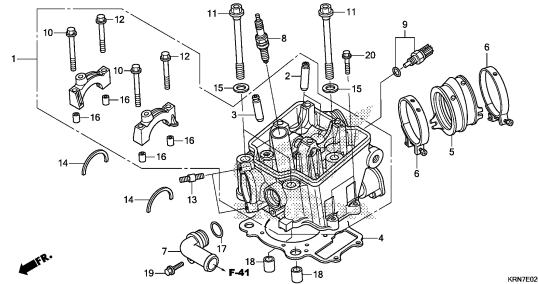


KIRN7E0100

E-2

CYLINDER HEAD

D 2

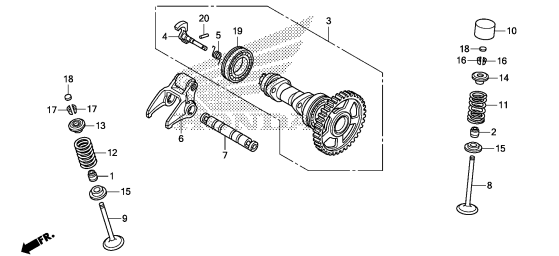


KIRN7E0200

E-3

CAMSHAFT/VALVE

D 4

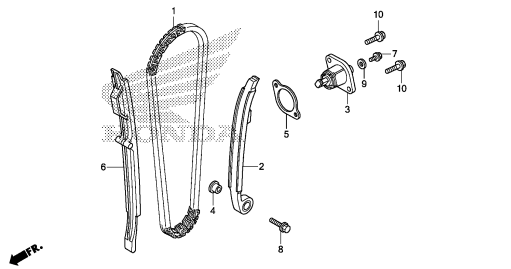


KIRN7E0300

E-4

CAM CHAIN/TENSIONER

D 7

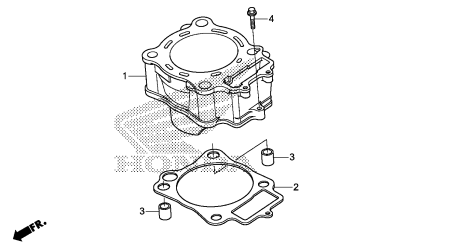


KIRN7E0400

E-5

CYLINDER

D 8

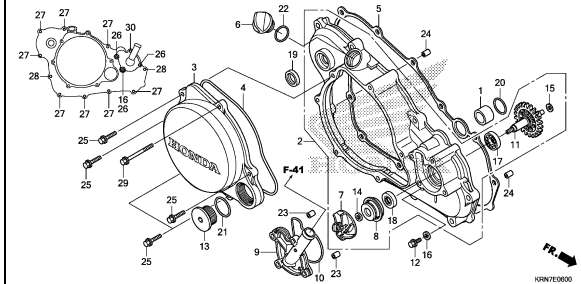


KIRN7E0500

E-6

R. CRANKCASE COVER/WATER PUMP

D 9

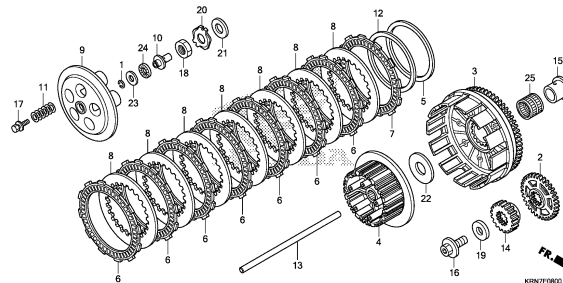


KIRN7E0600

E-8

CLUTCH

D11

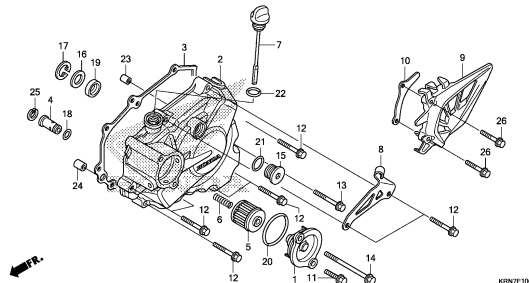


KIRN7E0800

E-10

L. CRANKCASE COVER

D12

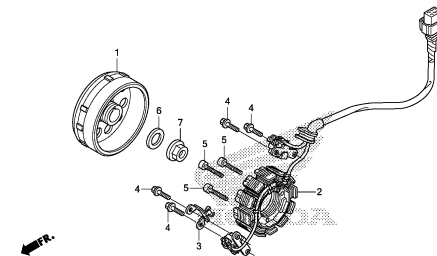


KIRN7E1000

E-11

GENERATOR

D14



KIRN7E1100

2

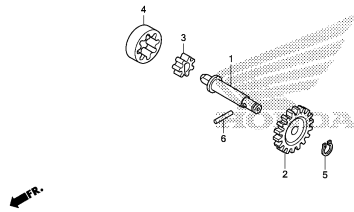
ENGINE GROUP

C 2

E-14

OIL PUMP

D15

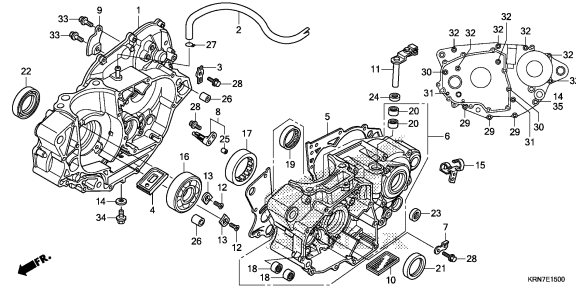


KRN7E1400

E-15

CRANKCASE

D16

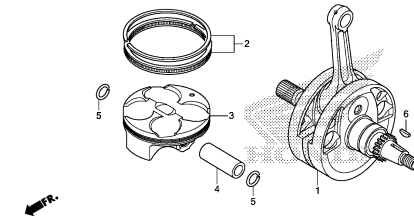


KRN7E1500

E-16

CRANKSHAFT/PISTON

E 2

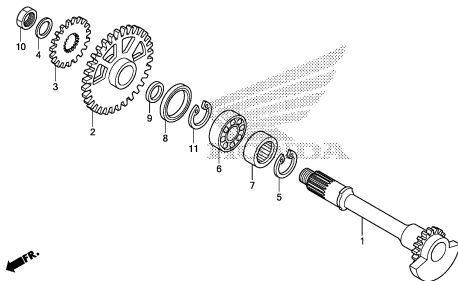


KRN7E1600

E-16-10

BALANCER

E 3

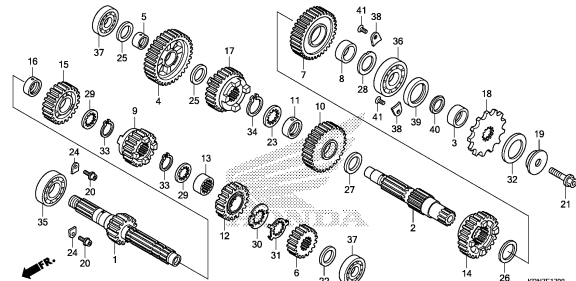


KRN7E1610

E-17

TRANSMISSION

E 4

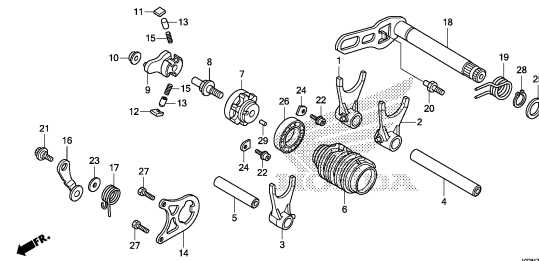


KRN7E1700

E-19

GEARSHIFT DRUM

E 6

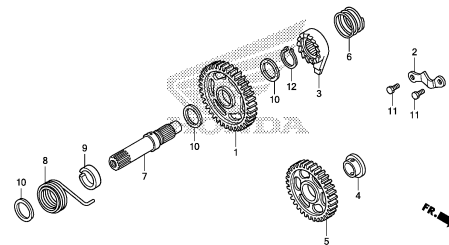


KRN7E1900

E-20

KICK STARTER SPINDLE

E 8

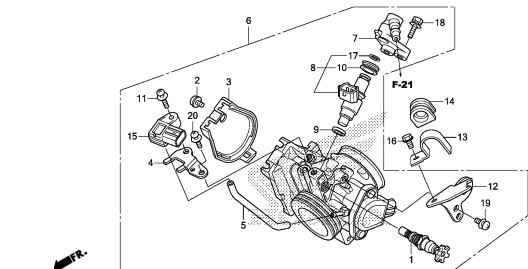


KRN7E2000

E-23

THROTTLE BODY

E 9

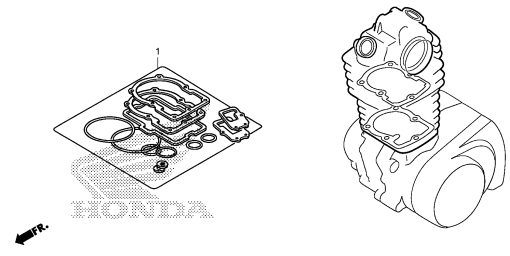


KRN7E2300

EOP-1

GASKET KIT A

E10



KRN7X0100A

2

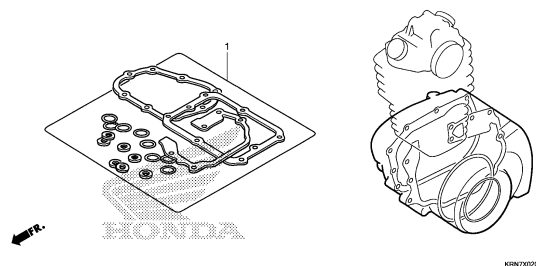
ENGINE GROUP

C 3

EOP-2

GASKET KIT B

E11



2

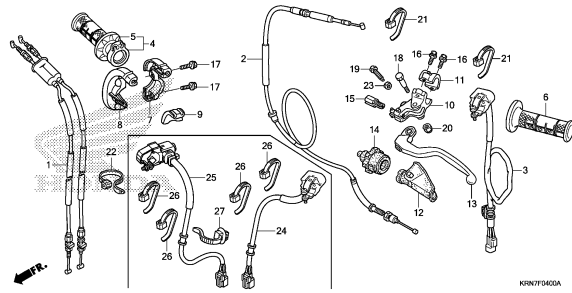
FRAME GROUP

C 4

F-4

HANDLE LEVER/SWITCH/CABLE

F 1

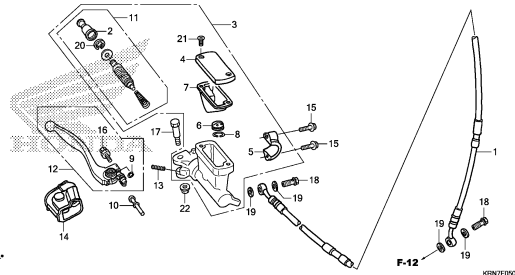


KRN7F040A

F-5

FR. BRAKE MASTER CYLINDER

F 3

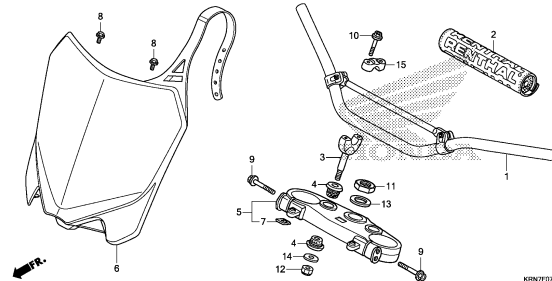


KRN7F050D

F-7

HANDLE PIPE/TOP BRIDGE

F 4

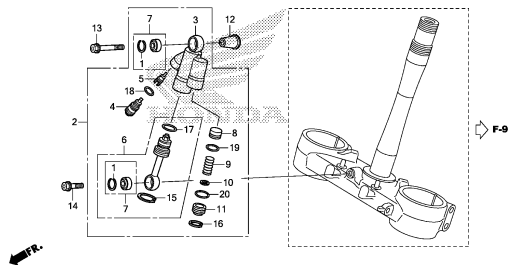


KRN7F070D

F-8

STEERING DAMPER

F 5

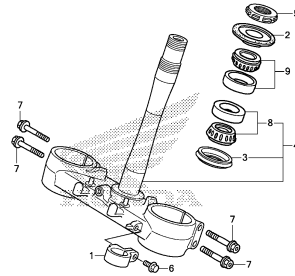


KRN7F080D

F-9

STEERING STEM

F 6

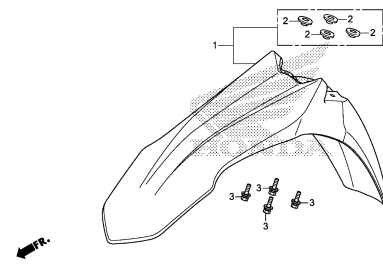


KRN7F090D

F-10

FRONT FENDER

F 7

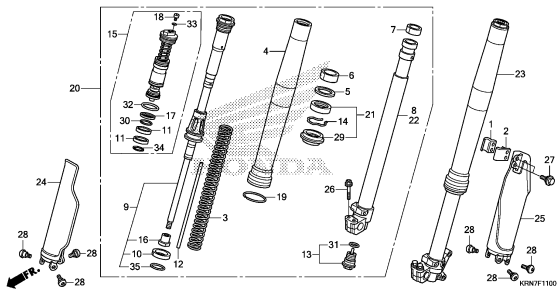


KRN7F100D

F-11

FRONT FORK(CRF250RE)

F 8

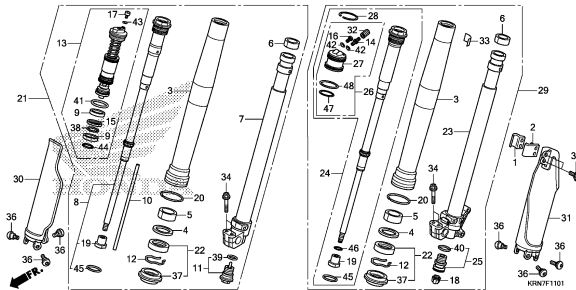


KRN7F110D

F-11-1

FRONT FORK(CRF250RF)

F10

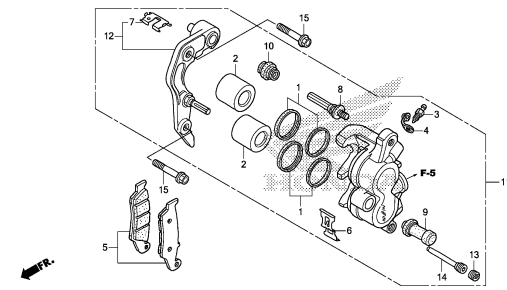


KRN7F110I

F-12

FRONT BRAKE CALIPER

F12



KRN7F120D

3

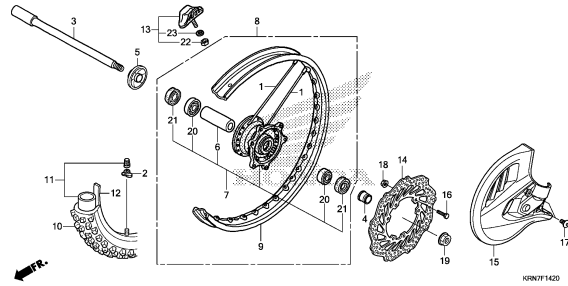
FRAME GROUP

C 5

F-14-20

FRONT WHEEL

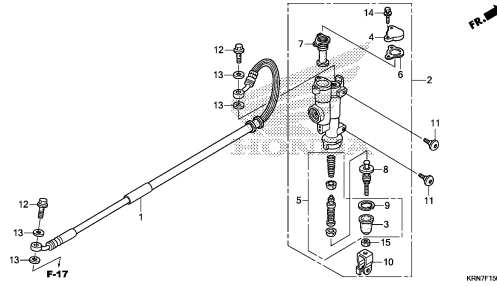
F13



F-15

RR. BRAKE MASTER CYLINDER

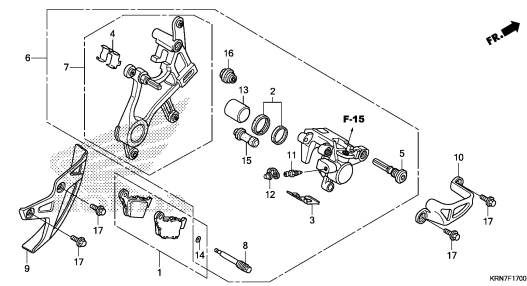
F15



F-17

REAR BRAKE CALIPER

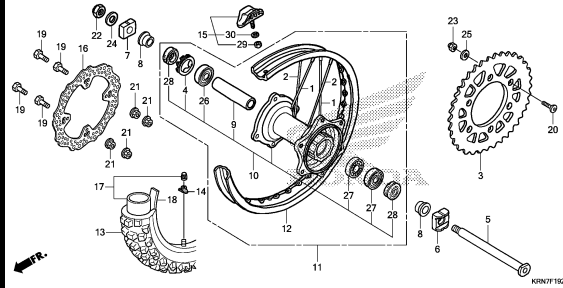
F16



F-19-20

REAR WHEEL

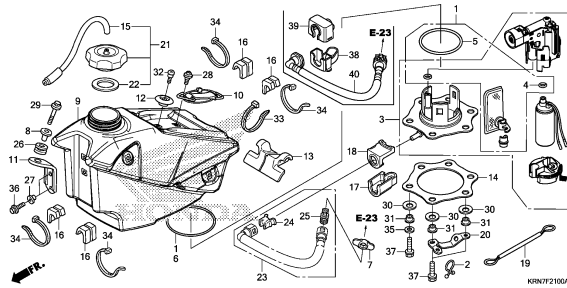
G 1



F-21

FUEL TANK

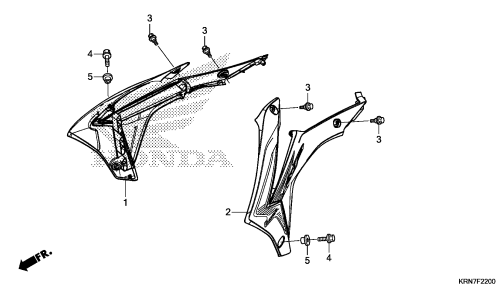
G 3



F-22

RADIATOR SHROUD

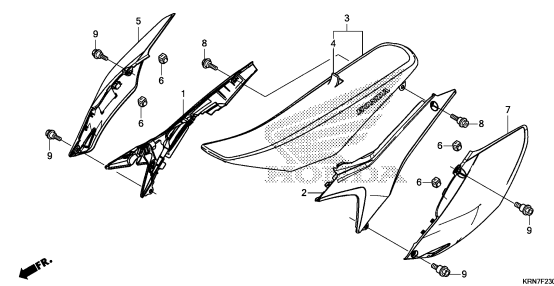
G 5



F-23

SEAT/SIDE COVER

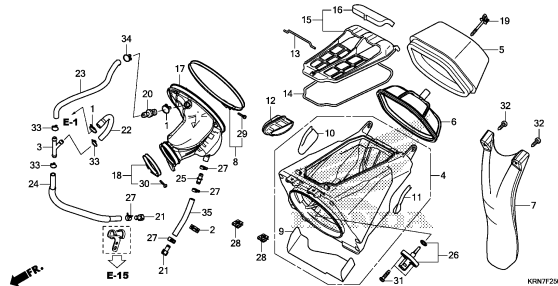
G 6



F-25

AIR CLEANER

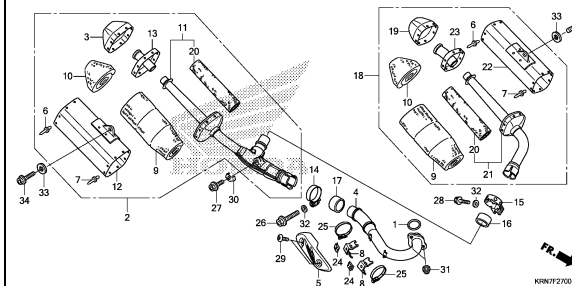
G 7



F-27

EXHAUST MUFFLER

G 9



3

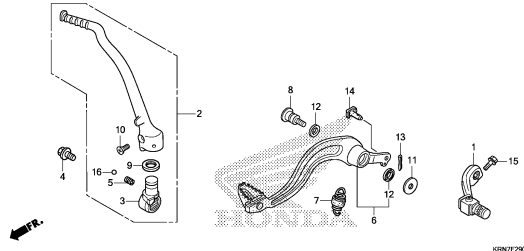
FRAME GROUP

C 6

F-29

PEDAL/KICK STARTER ARM

G11

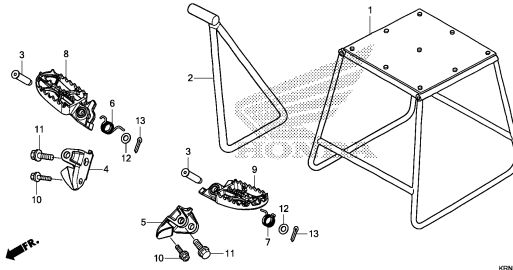


KRN7F2900

F-30

STAND/STEP

G12

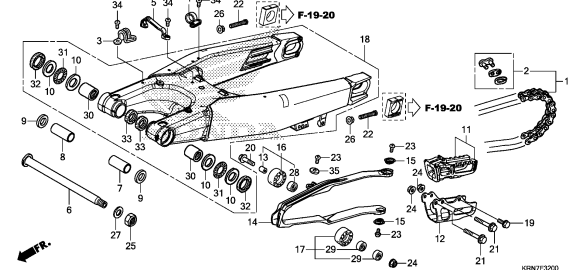


KRN7F3000

F-32

SWINGARM

G13

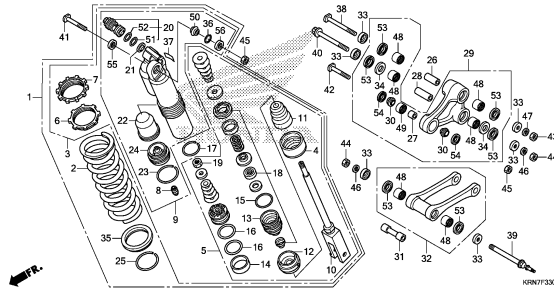


KRN7F3200

F-33

REAR CUSHION

G15

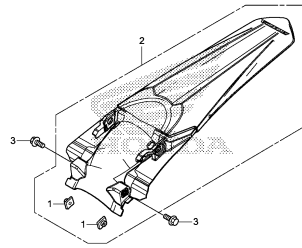


KRN7F3300

F-34

REAR FENDER

H 2

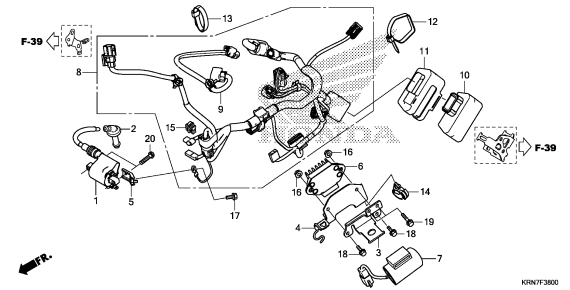


KRN7F3400

F-38

WIRE HARNESS

H 3

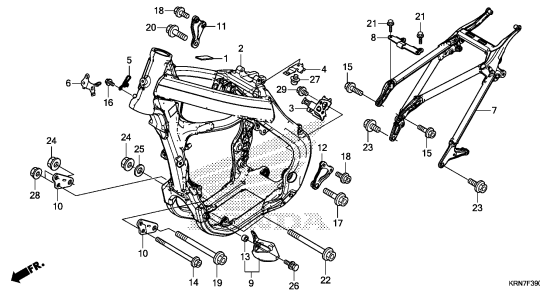


KRN7F3800

F-39

FRAME BODY

H 4

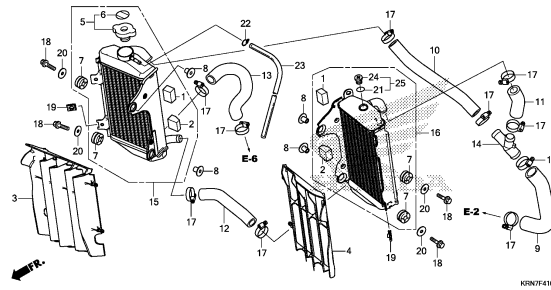


KRN7F3900

F-41

RADIATOR

H 6

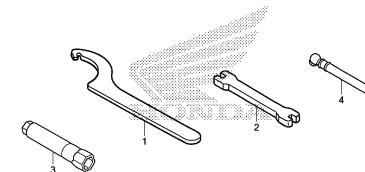


KRN7F41000

F-48

TOOL

H 8



KRN7F4800

3

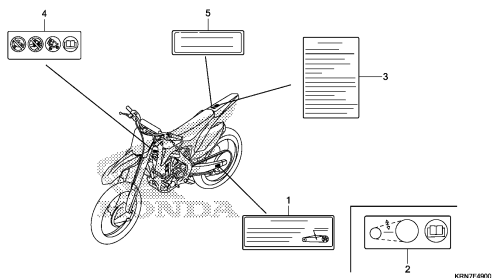
FRAME GROUP

C 7

F-49

CAUTION LABEL

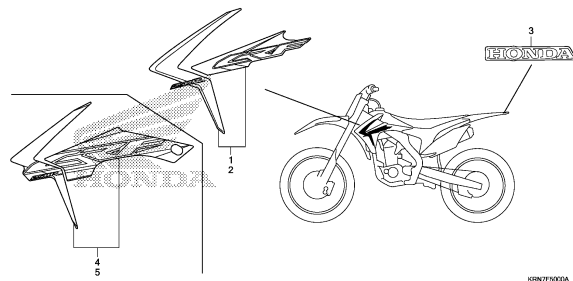
H 9



F-50

MARK

H10

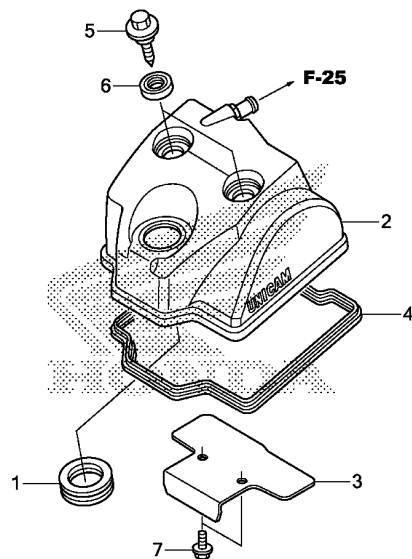


3

E-1

CYLINDER HEAD COVER

D 1

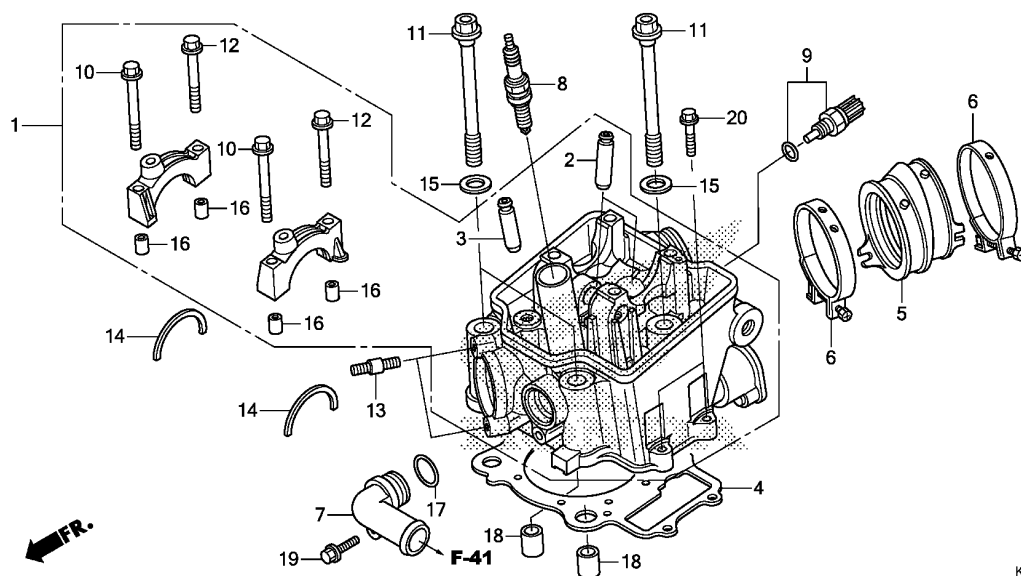


KRN7E0100

Ref. No.	L.O.N.	(Relative ref. Number) Description	F.R.T.
2	1111C4	COVER, CYLINDER HEAD	0.3
4		(1)	
	1111D2	GASKET, CYLINDER HEAD COVER ..	0.3

Ref. No.	Part No.	Description	Reqd. QTY		Serial No.	Parts catalogue code
			CRF250R E	F		
1	12226-KRN-A40	SEAL, SPARK PLUG TUBE	1	1		
2	12310-KRN-A80	COVER COMP., CYLINDER HEAD ..	1	1		
3	12316-KRN-A40	PLATE, BREATHER	1	1		
4	12391-KRN-A40	GASKET, HEAD COVER	1	1		
5	90017-KRN-A40	BOLT, HEAD COVER	2	2		
6	90543-MV9-670	RUBBER, MOUNTING	2	2		
7	96300-06012-00	BOLT, FLANGE, 6X12	2	2		

2



KRN7E0200

Ref. No.	L.O.N.	(Relative ref. Number) Description	F.R.T.
1	111106	HEAD, CYLINDERINCLUDES: Valve adjust and reface	3.4
2	1111L9	GUIDE, INTAKE VALVE(ONE)INCLUDES: Reaming .INCLUDES: Valve adjust and reface	2.9
	1111L9A	.Replace all intake valve guide add	0.3
3	1111M0	GUIDE, EXHAUST VALVE(ONE)INCLUDES: Reaming .INCLUDES: Valve adjust and reface	2.9
	1111M0A	.Replace all exhaust valve guide add	0.3
	1111M9	GUIDE, VALVE :FOR 1 VEHICLE .. .INCLUDES: Reaming .INCLUDES: Valve adjust and reface	3.8
4	111115	GASKET, CYLINDER HEAD	2.0
5	311131	INSULATOR, THROTTLE BODY/ CARBURETOR	1.0
7	114150	JOINT, WATER	0.4
8	614130	PLUG, SPARK	0.2

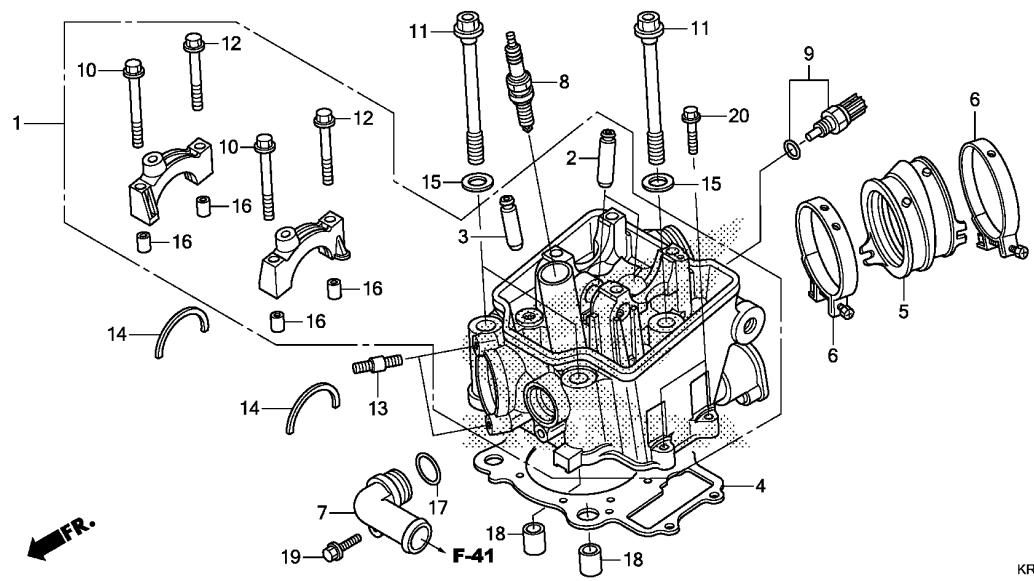
Ref. No.	Part No.	Description	Reqd. QTY		Serial No.	Parts catalogue code
			CRF250R	E F		
1	12010-KRN-A80	HEAD ASSY., CYLINDER	1	1		
2	12204-KRN-P10	GUIDE, IN. VALVE(O.S.)	2	2		
3	12205-KRN-P10	GUIDE, EX. VALVE(O.S.)	2	2		
4	12251-KRN-A41	GASKET, CYLINDER HEAD	1	1		
5	16211-KRN-A80	INSULATOR, THROTTLE BODY	1	1		
6	16218-KRN-A80	BAND, INSULATOR	2	2		
7	19523-KRN-730	JOINT, WATER	1	1		
8	31908-KRN-A41	PLUG, SPARK(R0451B-8)	1	1		
9	37870-HN8-A61	SENSOR ASSY., WATER TEMP	1	1		
10	90001-KRN-670	BOLT, FLANGE, 7X60	2	2		
11	90001-KRN-A40	BOLT, FLANGE, 10X145	4	4		
12	90002-KRN-670	BOLT, FLANGE, 7X50	2	2		
13	90012-KM9-000	BOLT, STUD, 8X34	2	2		
14	90446-KRN-670	WASHER, CAMSHAFT THRUST	2	2		
15	90453-MK4-600	WASHER, PLAIN, 10MM	4	4		
16	90701-MR7-000	DOWEL PIN, 9X14	4	4		
17	91312-KE7-003	O-RING, 19X3(NOK)	1	1		
18	94301-12200	DOWEL PIN, 12X20	2	2		
19	96001-06020-00	BOLT, FLANGE, 6X20	1	1		
20	96001-06028-00	BOLT, FLANGE, 6X28	2	2		



E-2

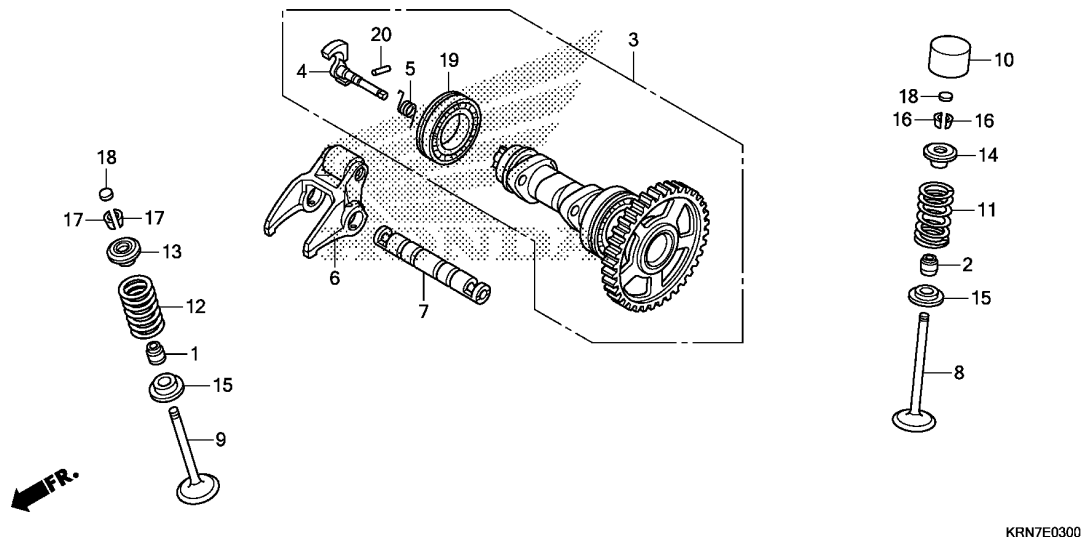
CYLINDER HEAD

D 3



Ref. No.	L.O.N. (Relative ref. Number)	Description	F.R.T.
9	6171A9	SENSOR, WATER TEMP	0.6

2



Ref. No.	L.O.N.	(Relative ref. Number) Description	F.R.T.
3	111118	CAMSHAFTINCLUDES: Valve adjustment (5,20)	0.9
4	1111T7	WEIGHT, DECOMPRESSION	1.0
6	1111K9	ARM, EXHAUST VALVE ROCKER(ONE) .INCLUDES: Valve adjustment	0.7
8	1111N0	VALVE, INTAKE(ONE)	2.4
	1111N0A	.INCLUDES: Refacing	0.2
9	1111N1	VALVE, EXHAUST(ONE)	2.4
	1111N1A	.INCLUDES: Refacing	0.2
	1111P0	.Replace all intake valve add	3.0
	1111P0	VALVE :FOR 1 VEHICLE	3.0
	1111P0	.INCLUDES: Refacing	
11	1111P2	(2,14,15,16) INTAKE VALVE SPRING AND/OR STEM SEAL(ONE)	2.2
	1111P2A	.Replace all intake spring add	0.1
12	1111P3	(1,13,15,17) EXHAUST VALVE SPRING AND/OR STEM SEAL(ONE)	2.2
	1111P3A	.Replace all exhaust spring	0.1
	1111P3A	add	0.1

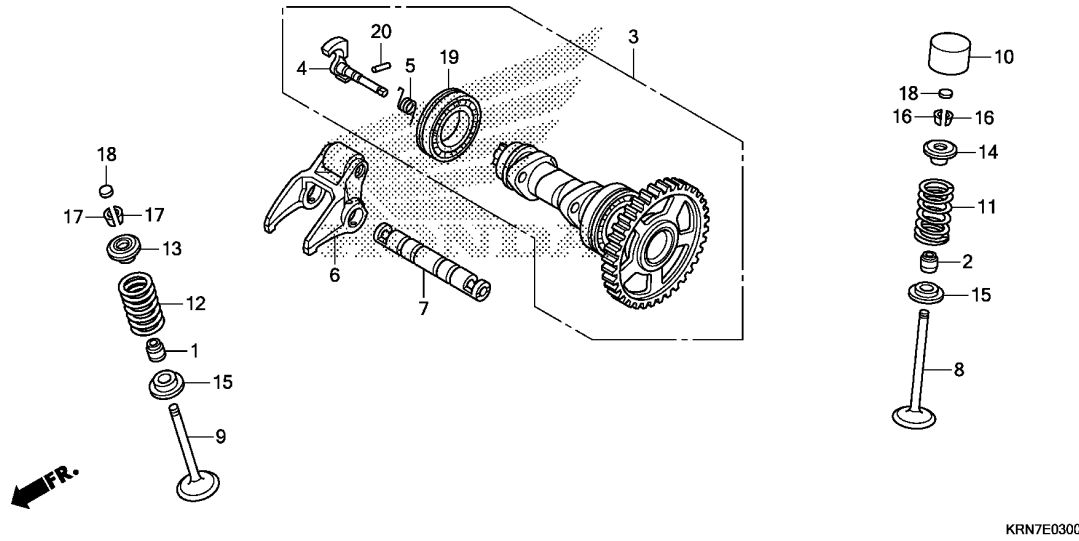
Ref. No.	Part No.	Description	Reqd. QTY		Serial No.	Parts catalogue code
			CRF250R			
			E	F		
1	12208-MLO-721	SEAL, EX. VALVE STEM(ARAI) ..	2	2		
2	12209-GB4-681	SEAL, VALVE STEM(NOK)	2	2		
3	14000-KRN-A40	CAMSHAFT ASSY.	1	1		
4	14102-KRN-A40	WEIGHT, DECOMPRESSION	1	1		
5	14106-KRN-A40	SPRING, DECOMPRESSION	1	1		
6	14410-KRN-A40	ARM COMP., EX. ROCKER	1	1		
7	14451-KRN-A40	SHAFT, EX. ROCKER ARM	1	1		
8	14711-KRN-A40	VALVE, IN.	2	2		
9	14721-KRN-A60	VALVE, EX.	2	2		
10	14731-KRN-A00	LIFTER, VALVE	2	2		
11	14751-KRN-A41	SPRING, IN. VALVE	2	2		
12	14761-KRN-A41	SPRING, EX. VALVE	2	2		
13	14771-KRN-A30	RETAINER, VALVE SPRING	2	2		
14	14771-KRN-A40	RETAINER, IN. VALVE SPRING ..	2	2		
15	14775-KRN-670	SEAT, VALVE SPRING	4	4		
16	14781-KRN-A61	COTTER, VALVE	4	4		
17	14781-MLO-720	COTTER, VALVE	4	4		
18	14901-KT7-013	SHIM, TAPPET(1.200)	4	4		
	14902-KT7-013	SHIM, TAPPET(1.225)	4	4		
	14903-KT7-013	SHIM, TAPPET(1.250)	4	4		
	14904-KT7-013	SHIM, TAPPET(1.275)	4	4		
	14905-KT7-013	SHIM, TAPPET(1.300)	4	4		
	14906-KT7-013	SHIM, TAPPET(1.325)	4	4		
	14907-KT7-013	SHIM, TAPPET(1.350)	4	4		
	14908-KT7-013	SHIM, TAPPET(1.375)	4	4		
	14909-KT7-013	SHIM, TAPPET(1.400)	4	4		



E-3

CAMSHAFT/VALVE

D 5



Ref. No.	L.O.N.	(Relative ref. Number) Description	F.R.T.
+12	1111Q2	VALVE SPRING AND/OR STEM SEAL :FOR 1 VEHICLE	2.5
19	1111Q5	BEARING, CAMSHAFT	1.0

Ref. No.	Part No.	Description	Reqd. QTY		Serial No.	Parts catalogue code
			CRF250R			
			E	F		
18)	14910-KT7-013	SHIM, TAPPET(1.425)	4	4		
	14911-KT7-013	SHIM, TAPPET(1.450)	4	4		
	14912-KT7-013	SHIM, TAPPET(1.475)	4	4		
	14913-KT7-013	SHIM, TAPPET(1.500)	4	4		
	14914-KT7-013	SHIM, TAPPET(1.525)	4	4		
	14915-KT7-013	SHIM, TAPPET(1.550)	4	4		
	14916-KT7-013	SHIM, TAPPET(1.575)	4	4		
	14917-KT7-013	SHIM, TAPPET(1.600)	4	4		
	14918-KT7-013	SHIM, TAPPET(1.625)	4	4		
	14919-KT7-013	SHIM, TAPPET(1.650)	4	4		
	14920-KT7-013	SHIM, TAPPET(1.675)	4	4		
	14921-KT7-013	SHIM, TAPPET(1.700)	4	4		
	14922-KT7-013	SHIM, TAPPET(1.725)	4	4		
	14923-KT7-013	SHIM, TAPPET(1.750)	4	4		
	14924-KT7-013	SHIM, TAPPET(1.775)	4	4		
	14925-KT7-013	SHIM, TAPPET(1.800)	4	4		
	14926-KT7-013	SHIM, TAPPET(1.825)	4	4		
	14927-KT7-013	SHIM, TAPPET(1.850)	4	4		
	14928-KT7-013	SHIM, TAPPET(1.875)	4	4		
	14929-KT7-013	SHIM, TAPPET(1.900)	4	4		
	14930-KT7-013	SHIM, TAPPET(1.925)	4	4		
	14931-KT7-013	SHIM, TAPPET(1.950)	4	4		
	14932-KT7-013	SHIM, TAPPET(1.975)	4	4		
	14933-KT7-013	SHIM, TAPPET(2.000)	4	4		
	14934-KT7-013	SHIM, TAPPET(2.025)	4	4		
	14935-KT7-013	SHIM, TAPPET(2.050)	4	4		
	14936-KT7-013	SHIM, TAPPET(2.075)	4	4		
	14937-KT7-013	SHIM, TAPPET(2.100)	4	4		
	14938-KT7-013	SHIM, TAPPET(2.125)	4	4		

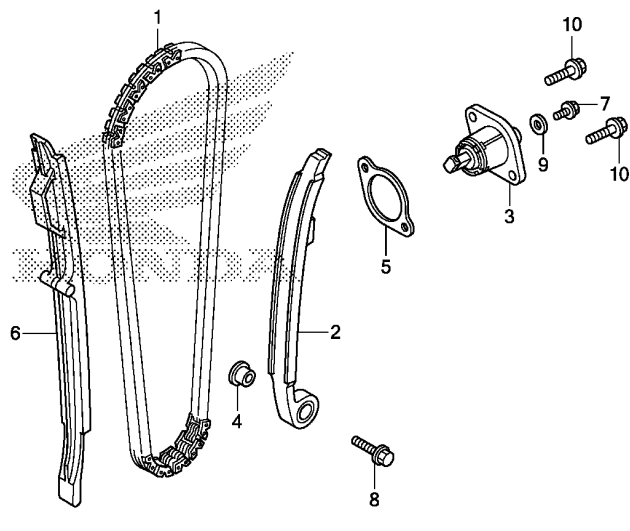
2

Ref. No.	Part No.	Description	Reqd. QTY		Serial No.	Parts catalogue code
			CRF250R E	F		
18)	14939-KT7-013	SHIM, TAPPET(2.150)	4	4		
	14940-KT7-013	SHIM, TAPPET(2.175)	4	4		
	14941-KT7-013	SHIM, TAPPET(2.200)	4	4		
	14942-KT7-013	SHIM, TAPPET(2.225)	4	4		
	14943-KT7-013	SHIM, TAPPET(2.250)	4	4		
	14944-KT7-013	SHIM, TAPPET(2.275)	4	4		
	14945-KT7-013	SHIM, TAPPET(2.300)	4	4		
	14946-KT7-013	SHIM, TAPPET(2.325)	4	4		
	14947-KT7-013	SHIM, TAPPET(2.350)	4	4		
	14948-KT7-013	SHIM, TAPPET(2.375)	4	4		
	14949-KT7-013	SHIM, TAPPET(2.400)	4	4		
	14950-KT7-013	SHIM, TAPPET(2.425)	4	4		
	14951-KT7-013	SHIM, TAPPET(2.450)	4	4		
	14952-KT7-013	SHIM, TAPPET(2.475)	4	4		
	14953-KT7-013	SHIM, TAPPET(2.500)	4	4		
	14954-KT7-013	SHIM, TAPPET(2.525)	4	4		
	14955-KT7-013	SHIM, TAPPET(2.550)	4	4		
	14956-KT7-013	SHIM, TAPPET(2.575)	4	4		
	14957-KT7-013	SHIM, TAPPET(2.600)	4	4		
	14958-KT7-013	SHIM, TAPPET(2.625)	4	4		
	14959-KT7-013	SHIM, TAPPET(2.650)	4	4		
	14960-KT7-013	SHIM, TAPPET(2.675)	4	4		
	14961-KT7-013	SHIM, TAPPET(2.700)	4	4		
	14962-KT7-013	SHIM, TAPPET(2.725)	4	4		
	14963-KT7-013	SHIM, TAPPET(2.750)	4	4		
	14964-KT7-013	SHIM, TAPPET(2.775)	4	4		
	14965-KT7-013	SHIM, TAPPET(2.800)	4	4		
	14966-KT7-013	SHIM, TAPPET(2.825)	4	4		
	14967-KT7-013	SHIM, TAPPET(2.850)	4	4		
	14968-KT7-013	SHIM, TAPPET(2.875)	4	4		
	14969-KT7-013	SHIM, TAPPET(2.900)	4	4		
19	91007-KRN-671	BEARING, BALL RADIAL, 6905 ..	1	1		
20	96220-25078	ROLLER, 2.5X7.8	1	1		

E-4

CAM CHAIN/TENSIONER

D 7



KRN7E0400

Ref. No.	L.O.N.	(Relative ref. Number) Description	F.R.T.
1	110140	CHAIN, CAM	2.4
2	111130	TENSIONER, CAM CHAIN	2.4
3		(5)	
	111133	LIFTER, TENSIONER	0.2
6	111139	GUIDE, CAM CHAIN	2.0

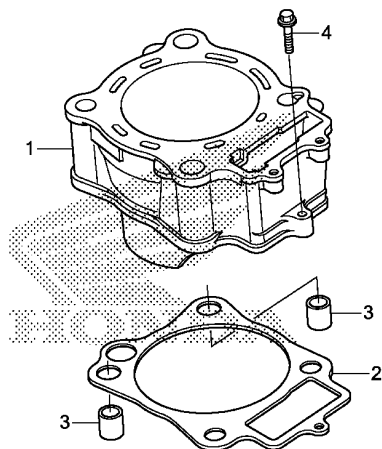
Ref. No.	Part No.	Description	Reqd. QTY		Serial No.	Parts catalogue code
			CRF250R	E F		
1	14401-KRN-A41	CHAIN, CAM(106L)(BORG WARNER)	1	1		
2	14510-KRN-A40	TENSIONER COMP., CAM CHAIN ..	1	1		
3	14520-KRN-671	LIFTER ASSY., TENSIONER	1	1		
4	14521-HN8-000	COLLAR, TENSIONER	1	1		
5	14560-MEN-671	GASKET, TENSIONER LIFTER	1	1		
6	14620-KRN-A40	GUIDE, CAM CHAIN	1	1		
7	90004-GHB-600	BOLT, FLANGE, 6X10(NSHF)	1	1		
8	90088-MEB-670	BOLT, FLANGE, 6X25	1	1		
9	90442-397-000	WASHER, SEALING, 6MM	1	1		
10	96001-06016-00	BOLT, FLANGE, 6X16	2	2		

2

E-5

CYLINDER

D 8

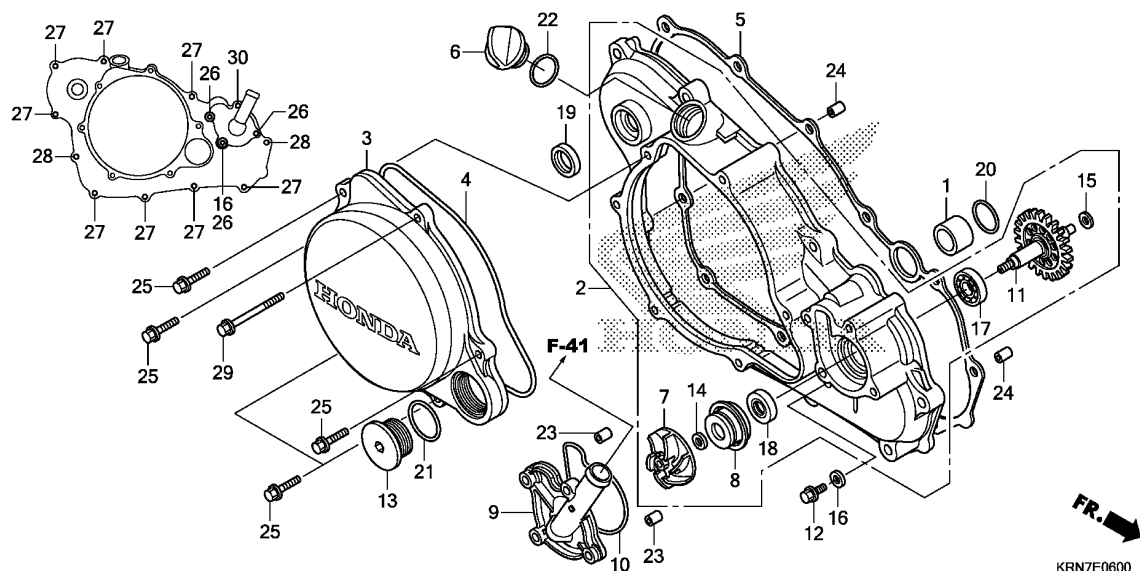


KRN7E0500

Ref. No.	L.O.N.	(Relative ref. Number) Description	F.R.T.
1	1111A5	CYLINDER	2.4
2	111102	GASKET, CYLINDER	2.3

Ref. No.	Part No.	Description	Reqd. QTY		Serial No.	Parts catalogue code
			CRF250R E	F		
1	12100-KRN-A60	CYLINDER	1	1		
2	12191-KRN-A41	GASKET, CYLINDER	1	1		
3	94301-12160	PIN A, DOWEL, 12X16	2	2		
4	96001-06028-00	BOLT, FLANGE, 6X28	1	1		

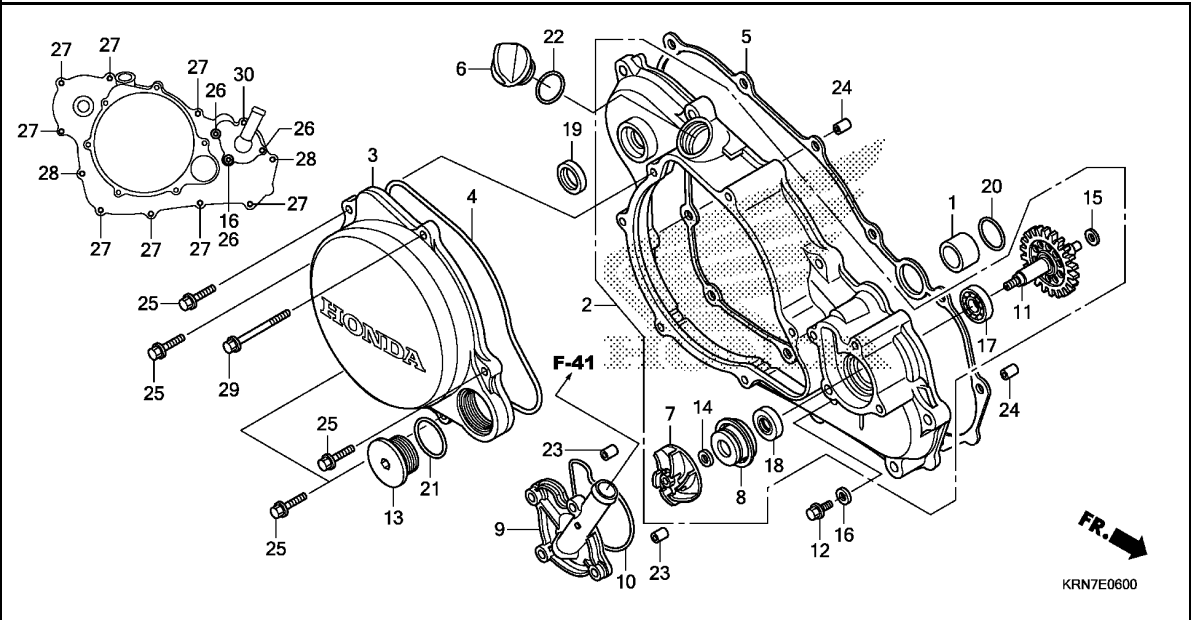
2



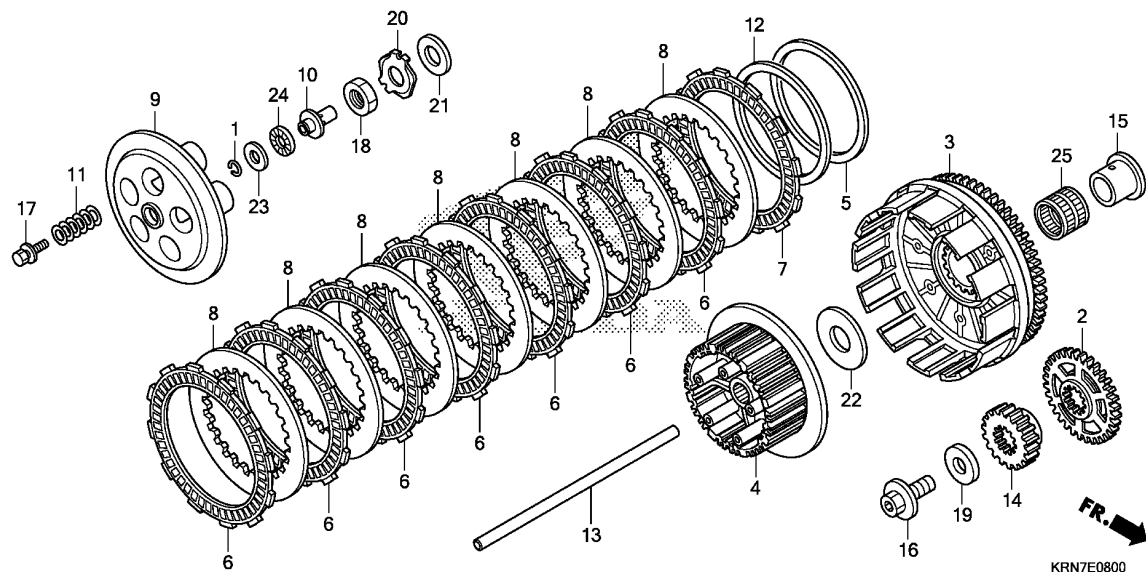
Ref. No.	L.O.N.	(Relative ref. Number) Description	F.R.T.
2	110159	COVER, CRANKCASE :RIGHT	0.8
3	(4)		
3	212121	COVER, CLUTCH	0.2
5	(20)		
5	110158	GASKET, CRANKCASE COVER :RIGHT	0.7
7	114105	IMPELLER, WATER PUMP	0.4
8	(18)		
8	114110	MECHANICAL SEAL, WATER PUMP	1.1
9	1141B0	COVER, WATER PUMP	0.3
10	1141B1	GASKET, WATER PUMP COVER	0.3
11	114142	SPROCKET OR GEAR, WATER PUMP DRIVEN	1.1
17	114144	BEARING, WATER PUMP	1.1
19	112105	OIL SEAL, KICK STARTER SPINDLE	0.7

KRN7E0600

Ref. No.	Part No.	Description	Reqd. QTY		Serial No.	Parts catalogue code
			CRF250R			
			E	F		
1	11102-KRN-670	COLLAR, WATER PASS, 16MM	1	1		
2	11330-KRN-A60	COVER ASSY., R. CRANKCASE	1	1		
3	11351-KRN-A40	COVER, CLUTCH	1	1		
4	11352-KRN-A41	GASKET, CLUTCH COVER	1	1		
5	11394-KRN-A40	GASKET, R. COVER	1	1		
6	15611-KA4-710	CAP, OIL FILLER	1	1		
7	19215-KRN-A00	IMPELLER, WATER PUMP	1	1		
8	19217-KRN-A61	SEAL, MECHANICAL	1	1		
9	19221-KRN-A40	COVER, WATER PUMP	1	1		
10	19226-KRN-A40	GASKET, WATER PUMP	1	1		
11	19240-KRN-A40	GEAR COMP., WATER PUMP(22T)	1	1		
12	90004-GHB-600	BOLT, FLANGE, 6X10(NSHF)	1	1		
13	90087-HB5-000	CAP, 30MM	1	1		
14	90447-KE1-000	WASHER, SEALING, 7MM	1	1		
15	90447-KRN-A40	WASHER, SPECIAL, 7MM	1	1		
16	90463-ML7-000	WASHER, SEALING, 6.5MM	2	2		
17	91002-MEN-A31	BEARING, BALL, 12X24X6	1	1		
18	91201-148-003	OIL SEAL, 12X22X5(ARAI)	1	1		
19	91205-KA3-712	OIL SEAL, 16.5X25X5(NOK)	1	1		
20	91304-MJ0-003	O-RING, 15.8X2.4(SHOWA)	1	1		
21	91305-KF0-003	O-RING, 27X2(ARAI)	1	1		
22	91307-035-000	O-RING, 18X3	1	1		
23	94301-08100	DOWEL PIN, 8X10	2	2		
24	94301-08140	DOWEL PIN, 8X14	2	2		
25	96001-06020-00	BOLT, FLANGE, 6X20	5	5		



Ref. No.	Part No.	Description	Reqd. QTY		Serial No.	Parts catalogue code
			CRF250R E	F		
26	96001-06025-00	BOLT, FLANGE, 6X25	3	3		
27	96001-06028-00	BOLT, FLANGE, 6X28	8	8		
28	96001-06035-00	BOLT, FLANGE, 6X35	2	2		
29	96001-06060-00	BOLT, FLANGE, 6X60	1	1		
30	96001-06065-00	BOLT, FLANGE, 6X65	1	1		



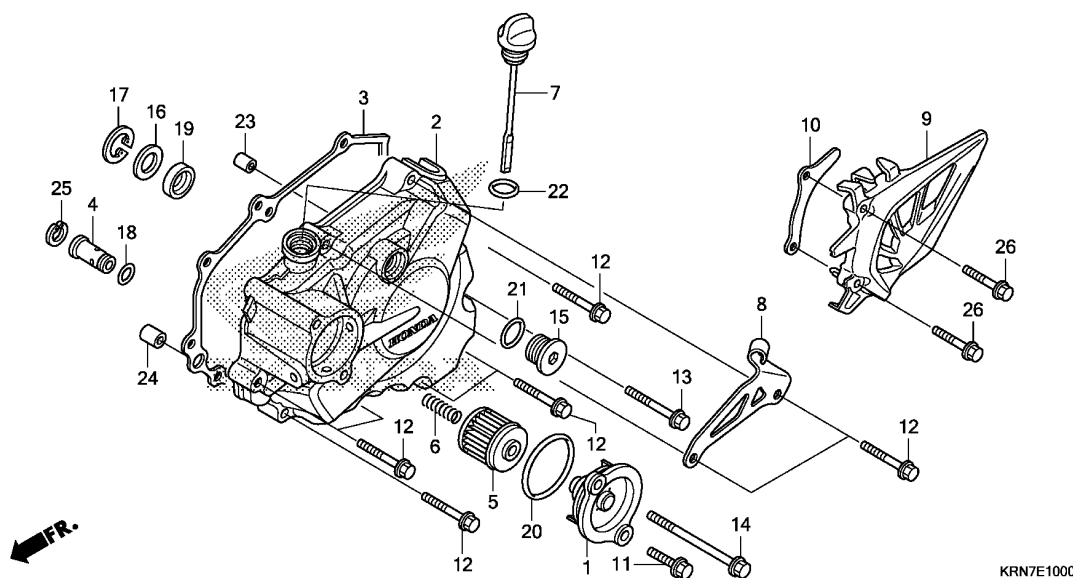
Ref. No.	L.O.N.	(Relative ref. Number) Description	F.R.T.
2	110183	GEAR, BALANCER DRIVE	1.1
3		(25)	
2	2121A0	OUTER, CLUTCH	0.6
4	212112	CENTER, CLUTCH	0.6
6		(5,7,8,12)	
6	2121A1	DISC, CLUTCH FRICTION	0.4
		.NOTE: Same time for two units or more	
9	2121A3	PLATE, CLUTCH PRESSURE	0.3
10		(24)	
10	2121A5	PIECE, CLUTCH JOINT	0.3
11	212107	SPRING, CLUTCH	0.3
		.NOTE: Same time for two units or more	
13	2121B6	ROD, CLUTCH LIFTER	0.3
14	211105	GEAR, PRIMARY DRIVE	1.1

Ref. No.	Part No.	Description	Reqd. QTY		Serial No.	Parts catalogue code
			CRF250R			
			E	F		
1	13115-147-000	CLIP, PISTON PIN, 10MM	1	1		
2	13415-KRN-A40	GEAR, BALANCER DRIVE(32T) ...	1	1		
3	22100-KRN-A80	OUTER COMP., CLUTCH	1	1		
4	22120-KRN-A40	CENTER, CLUTCH	1	1		
5	22125-435-000	SEAT, JUDDER SPRING	1	1		
6	22201-KRN-A10	DISK, CLUTCH FRICTION	7	7		
7	22202-KSC-670	DISK B, CLUTCH FRICTION	1	1		
8	22321-KFO-770	PLATE, CLUTCH	7	7		
9	22351-KRN-A40	PLATE, CLUTCH PRESSURE	1	1		
10	22352-KRN-670	PIECE, CLUTCH LIFTER	1	1		
11	22401-KRN-A80	SPRING, CLUTCH	5	5		
12	22402-435-000	SPRING, JUDDER	1	1		
13	22850-KRN-A80	ROD, CLUTCH LIFTER	1	1		
14	23121-KRN-A40	GEAR, PRIMARY DRIVE(18T)	1	1		
15	28237-KZ4-A10	COLLAR, CLUTCH OUTER	1	1		
16	90013-MEB-670	BOLT, SPECIAL, 12X28	1	1		
17	90022-MM5-000	BOLT-WASHER, 6X25	5	5		
18	90235-MEN-A30	NUT, 18MM	1	1		
19	90402-KW6-960	WASHER, PLAIN, 12MM	1	1		
20	90441-KSC-670	WASHER, LOCK, 18MM	1	1		
21	90456-KA4-000	WASHER, THRUST, 18X32	1	1		
22	90456-KRN-A40	WASHER, THRUST, 20MM	1	1		
23	90608-072-000	WASHER, 12MM	1	1		
24	91001-147-003	BEARING, NEEDLE, 12MM(NTN) ..	1	1		
25	91011-KS6-003	BEARING, NEEDLE, 25X29X22 ..	1	1		
		(TOYO)	1	1		

E-10

L. CRANKCASE COVER

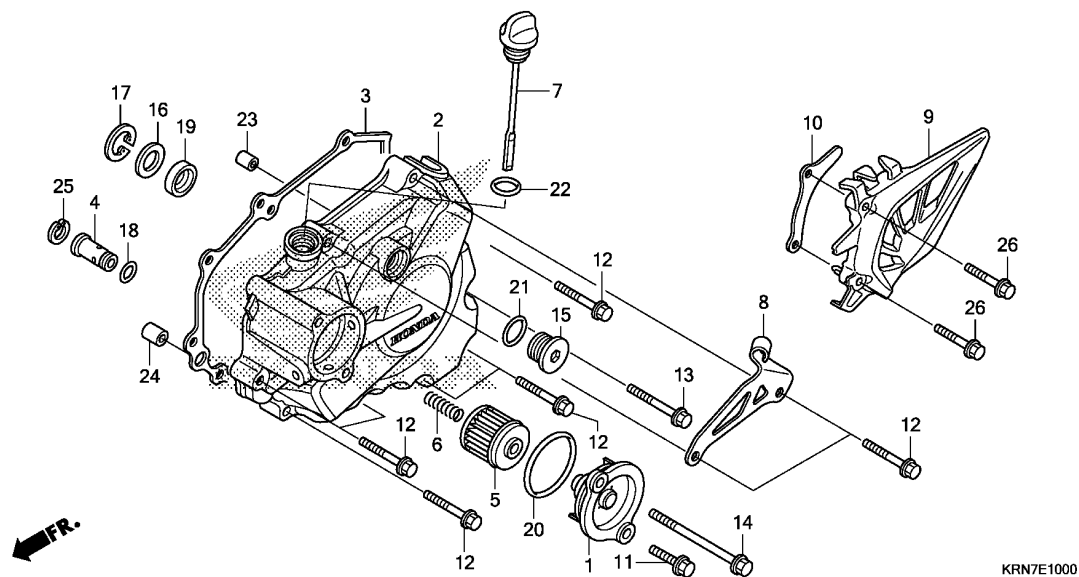
D12



Ref. No.	L.O.N.	(Relative ref. Number) Description	F.R.T.
2	1101A6	COVER, CRANKCASE :LEFT	0.5
3	1101A3	GASKET, CRANKCASE COVER :LEFT (18)	0.4
4	113126	VALVE, RELIEF	0.5
5	113127	ELEMENT, OIL FILTER	0.2
9	2131A4	COVER, DRIVE SPROCKET	0.1

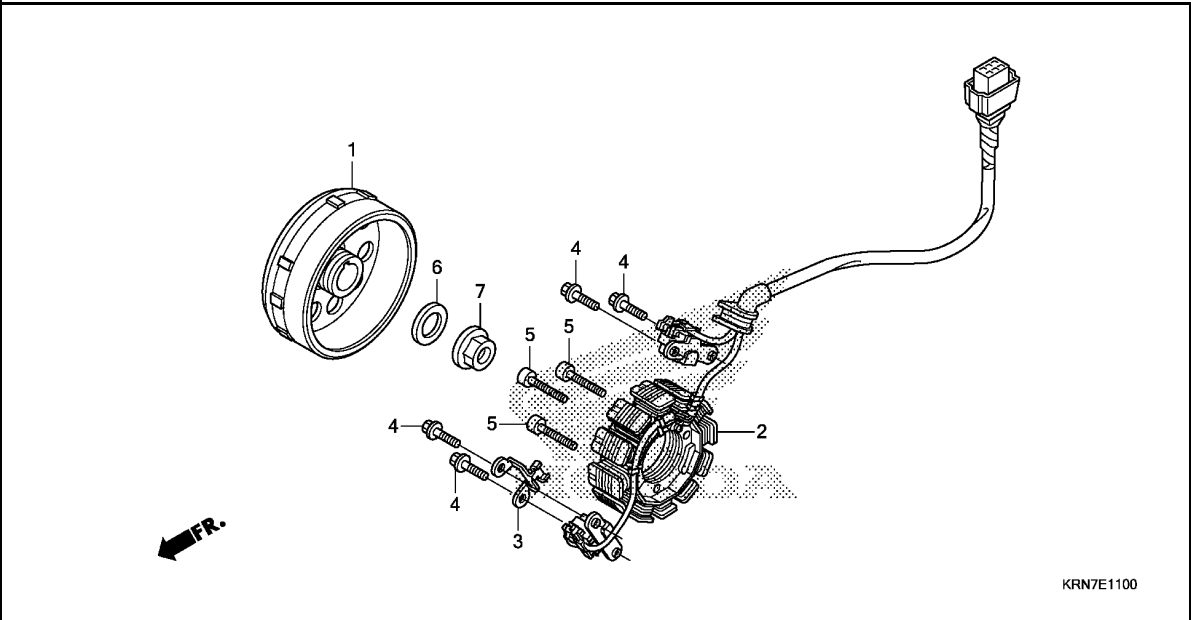
Ref. No.	Part No.	Description	Reqd. QTY		Serial No.	Parts catalogue code
			CRF250R			
			E	F		
1	11333-KRN-A40	COVER, OIL FILTER	1	1		
2	11340-KRN-A40	COVER COMP., L. CRANKCASE ...	1	1		
3	11395-KRN-A40	GASKET, L. COVER	1	1		
4	15220-MEB-770	VALVE ASSY., RELIEF	1	1		
5	15412-MEN-671	FILTER COMP., ENGINE OIL	1	1		
6	15414-MEB-670	SPRING, OIL FILTER	1	1		
7	15650-KRN-A40	GAUGE, OIL LEVEL	1	1		
8	22838-KRN-A80	RECEIVER, CLUTCH CABLE	1	1		
9	23810-MEN-A30	COVER COMP., DRIVE SPROCKET ..	1	1		
10	23812-KRN-A40	GUIDE, DRIVE CHAIN	1	1		
11	90004-GHB-630	BOLT, FLANGE, 6X16(NSHF)	1	1		
12	90004-GHB-690	BOLT, FLANGE, 6X32(NSHF)	8	8		
13	90004-GHB-710	BOLT, FLANGE, 6X40(NSHF)	1	1		
14	90004-GHB-780	BOLT, FLANGE, 6X75(NSHF)	1	1		
15	90084-MN8-010	CAP, 14MM	1	1		
16	90403-KRN-A40	WASHER, PLAIN	1	1		
17	90601-KRN-A40	CIRCLIP, INTERNAL	1	1		
18	90751-GK1-003	O-RING, 8.5X1.7	1	1		
19	91204-MEN-A31	OIL SEAL, 10X21X5	1	1		
20	91302-PA9-003	O-RING, 39.8X2.2(ARAI)	1	1		
21	91303-377-000	O-RING, 13.8X2.5	1	1		
22	91307-KRN-A41	D-RING, 14X3	1	1		
23	94301-08140	DOWEL PIN, 8X14	1	1		
24	94301-10160	DOWEL PIN, 10X16	1	1		
25	94520-14000	CIRCLIP, INTERNAL, 14MM	1	1		





Ref. No.	Part No.	Description	Reqd. QTY		Serial No.	Parts catalogue code
			CRF250R	F		

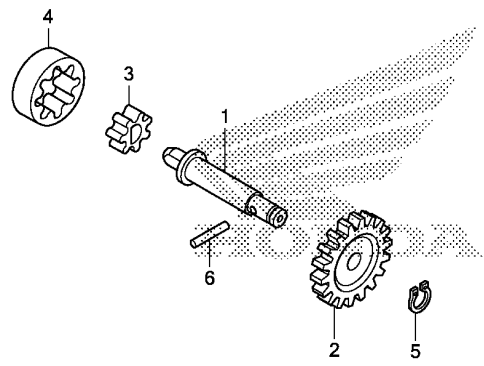
26	96001-06030-07	BOLT, FLANGE, 6X30	2	-		
	90001-KRN-A90	-	2		



Ref. No.	L.O.N.	(Relative ref. Number) Description	F.R.T.
1	613105	ROTOR OR FLYWHEEL	0.6
2	6131A3	STATOR	0.7

Ref. No.	Part No.	Description	Reqd. QTY		Serial No.	Parts catalogue code
			CRF250R			
			E	F		
1	31110-KRN-A81	FLYWHEEL COMP.	1	1		
2	31120-KRN-A81	STATOR COMP.	1	1		
3	32112-KRN-A40	CLAMPER, CORD	1	1		
4	90005-896-000	BOLT, FLANGE, 5X16	4	4		
5	90102-V02-000	BOLT, SOCKET, 5X25	3	3		
6	90401-MEN-A30	WASHER, 12.1X24.5	1	1		
7	94050-12000	NUT, FLANGE, 12MM	1	1		

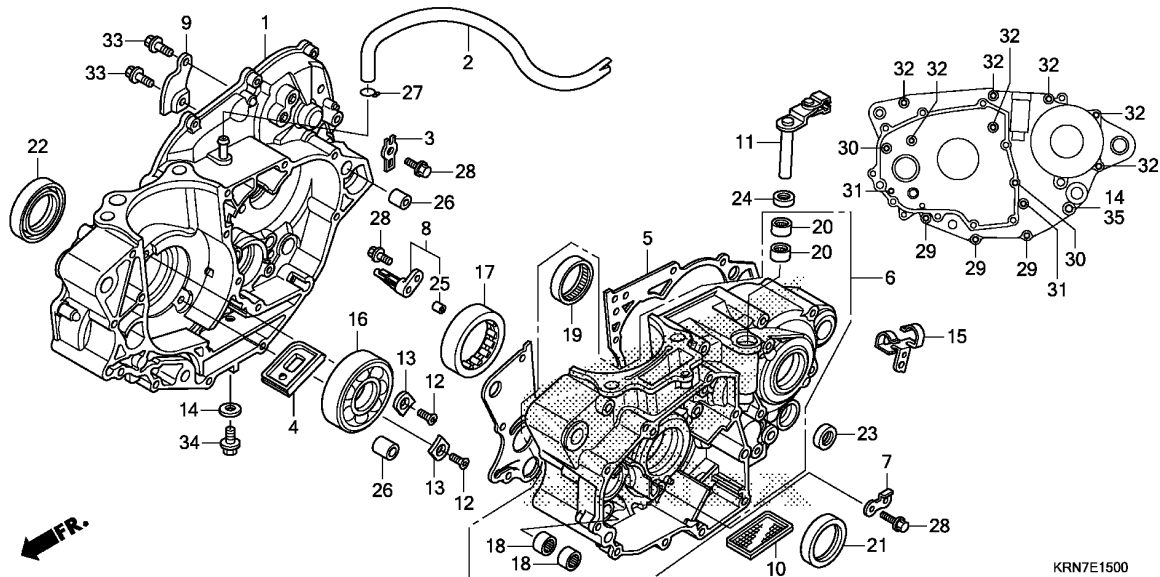




KRN7E1400

Ref. No.	L.O.N.	(Relative ref. Number) Description	F.R.T.
2	1131C4	GEAR, OIL PUMP DRIVEN	0.4
3		(1,4)	
	1131C7	ROTOR, OIL PUMP	4.5
		.INCLUDES: Engine removal and installation	

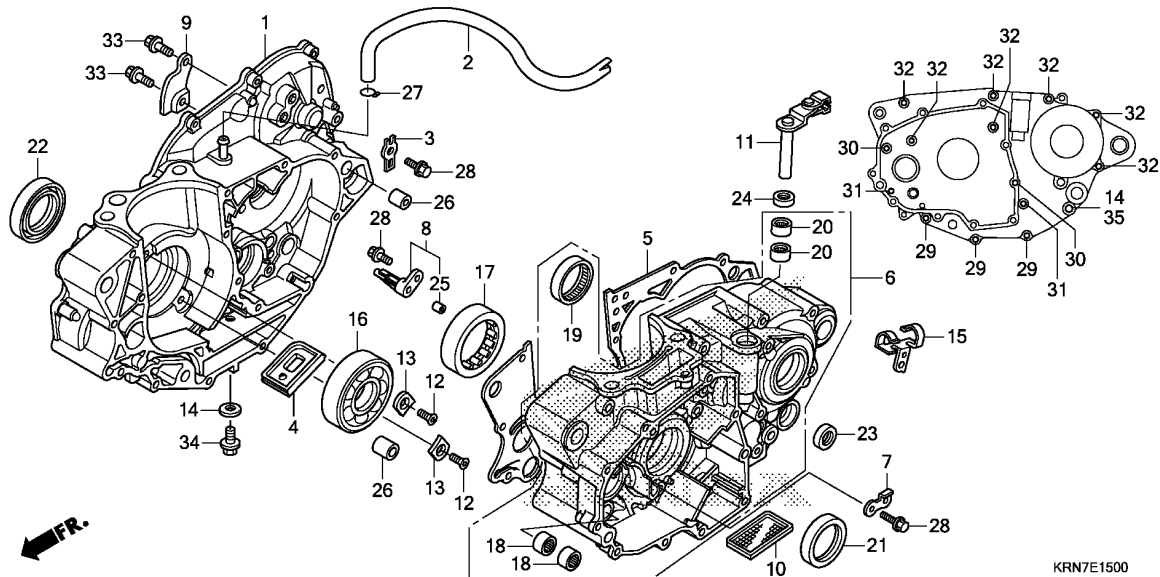
Ref. No.	Part No.	Description	Reqd. QTY		Serial No.	Parts catalogue code
			CRF250R E	F		
1	15111-KRN-A40	SHAFT, OIL PUMP	1	1		
2	15133-KRN-A40	GEAR, OIL PUMP DRIVEN(18T)	1	1		
3	15331-GF6-000	ROTOR, OIL PUMP INNER	1	1		
4	15332-GF6-000	ROTOR, OIL PUMP OUTER	1	1		
5	90652-KY4-900	CIRCLIP, 8MM	1	1		
6	96220-30178	ROLLER, 3X17.8	1	1		



Ref. No.	L.O.N.	(Relative ref. Number) Description	F.R.T.
1	110120	CRANKCASE :RIGHTINCLUDES: Engine removal and installation	4.9
4	1101L3	ONE WAY VALVE, CRANKCASEINCLUDES: Engine removal and installation	4.4
5	110110	GASKET, CRANKCASEINCLUDES: Engine removal and installation	4.4
6	110115	CRANKCASE :LEFTINCLUDES: Engine removal and installation	4.9
	1101A2	CRANKCASE :BOTHINCLUDES: Engine removal and installation	5.4
8	1101G2	JET, PISTON OILINCLUDES: Engine removal and installation	4.4
10	1131B5	SCREEN, OIL FILTER	0.4
11	2121A7	LEVER, CLUTCH	0.4
16	1101B7	BEARING, CRANKSHAFT :RIGHTINCLUDES: Engine removal and installation	4.6
+17	1101B6	BEARING, CRANKSHAFT :LEFT	4.6

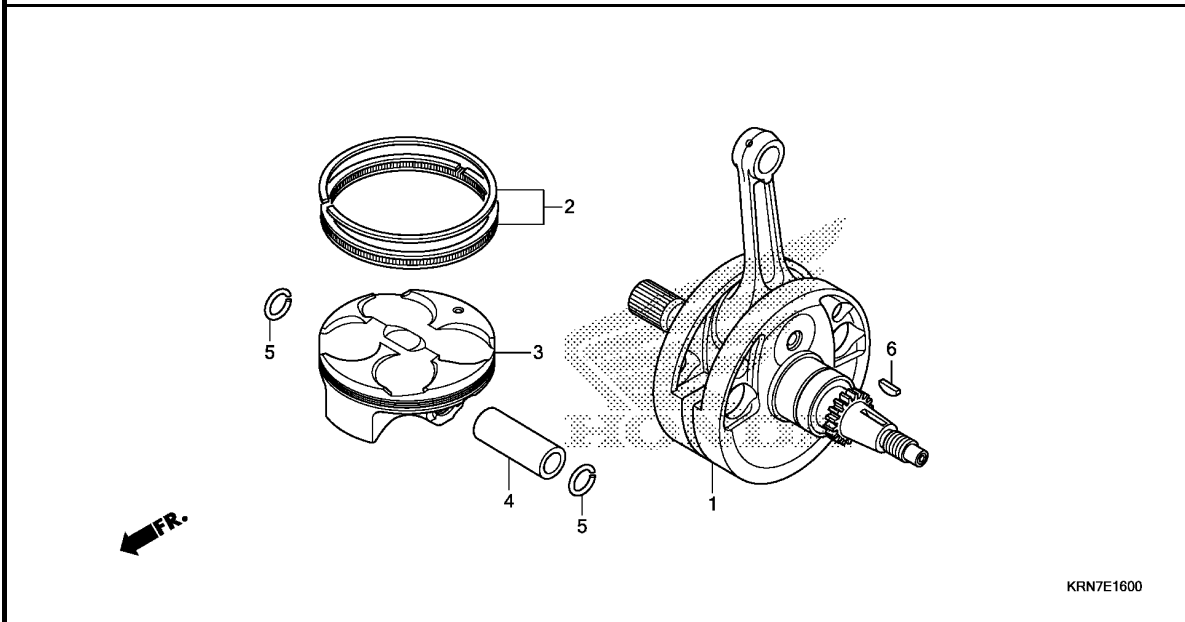
Ref. No.	Part No.	Description	Reqd. QTY		Serial No.	Parts catalogue code
			CRF250R E	F		
1	11100-KRN-A80	CRANKCASE COMP., R.	1	1		
2	11105-KRN-670	TUBE, BREATHER	1	1		
3	11106-MEN-A30	PLATE, TUBE GUIDE	1	1		
4	11110-MEN-A31	VALVE COMP., REED	1	1		
5	11191-KRN-A40	GASKET, CRANKCASE	1	1		
6	11200-KRN-A80	CRANKCASE COMP., L.	1	1		
7	11206-KRN-A40	PLATE, CAM CHAIN GUIDE	1	1		
8	11210-KRN-A40	JET COMP., PISTON, #70	1	1		
9	15201-KRN-A40	PLATE, OIL GUIDE	1	1		
10	15421-MEN-A31	SCREEN, OIL FILTER	1	1		
11	22810-KRN-A80	LEVER COMP., CLUTCH LIFTER ..	1	1		
12	90001-MEN-850	SCREW, SPECIAL FLAT, 6X17 ...	2	2		
13	90441-MEN-A30	PLATE, BEARING HOLDER	2	2		
14	90474-333-000	WASHER, SEALING, 8MM	2	2		
15	90610-MEN-A30	GUIDE, TUBE	1	1		
16	91001-KRN-671	BEARING, RADIAL BALL, 30X72X16	1	1		
17	91002-KRN-A11	BEARING, SPECIAL ROLLER	1	1		
18	91006-HA0-003	BEARING, NEEDLE, 9MM(NTN) ...	2	2		
19	91022-KA4-740	BEARING, SHELL, 33X38X8(NTN)	1	1		
20	91053-719-005	BEARING, NEEDLE, 12X16X10(NTN)	2	2		
21	91201-MEB-671	OIL SEAL, 38X52X7(ARAI)	1	1		
22	91202-MEY-671	OIL SEAL, 39X56X7.5(ARAI) ...	1	1		
23	91203-KA4-771	OIL SEAL, 14X22X5(NOK)	1	1		
24	91205-MEB-671	OIL SEAL, 12X18X3(ARAI)	1	1		
25	94301-08100	DOWEL PIN, 8X10	1	1		





Ref. No.	L.O.N.	(Relative ref. Number) Description	F.R.T.
+17		.INCLUDES: Engine removal and installation	
1101G0		BEARING, CRANKSHAFT :BOTH	4.8
21	110131	OIL SEAL, CRANKSHAFT :LEFT ...	4.5
22	110132	OIL SEAL, CRANKSHAFT :RIGHT ..	4.5
	1101H3	OIL SEAL, CRANKSHAFT :BOTH ...	4.6
23	1101F9	OIL SEAL, GEARSHIFT SPINDLE ..	1.2

Ref. No.	Part No.	Description	Reqd. QTY		Serial No.	Parts catalogue code
			CRF250R			
			E	F		
26	94301-14200	DOWEL PIN, 14X20	2	2		
27	95002-02100	CLIP, TUBE(B10)	1	1		
28	96001-06012-00	BOLT, FLANGE, 6X12	3	3		
29	96001-06045-00	BOLT, FLANGE, 6X45	3	3		
30	96001-06050-00	BOLT, FLANGE, 6X50	2	2		
31	96001-06055-00	BOLT, FLANGE, 6X55	2	2		
32	96001-06070-00	BOLT, FLANGE, 6X70	7	7		
33	96300-06012-00	BOLT, FLANGE, 6X12	2	2		
34	96300-08020-00	BOLT, FLANGE, 8X20	1	1		
35	96300-08070-00	BOLT, FLANGE, 8X70	1	1		



Ref. No.	L.O.N.	(Relative ref. Number) Description	F.R.T.
1	1101B5	CRANKSHAFT -INCLUDES: Engine removal and installation (2,4,5)	4.6
3	111103	PISTON RING AND/OR PISTON(ONE)	2.5

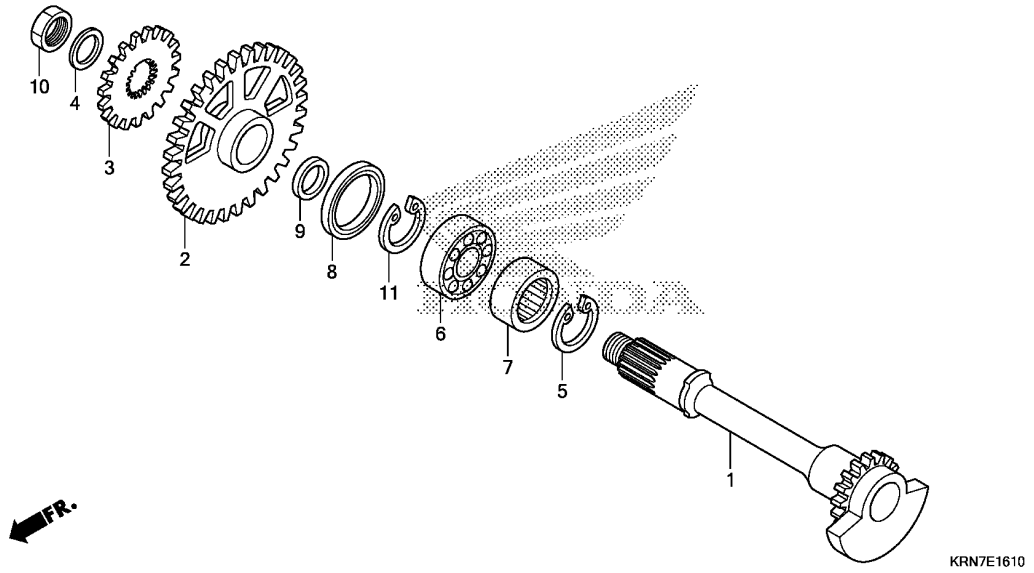
Ref. No.	Part No.	Description	Reqd. QTY		Serial No.	Parts catalogue code
			CRF250R E	F		
1	13000-KRN-A60	CRANKSHAFT COMP.	1	1		
2	13011-KRN-A40	RING SET, PISTON	1	1		
3	13101-KRN-A80	PISTON	1	1		
4	13111-KRN-A80	PIN, PISTON	1	1		
5	13112-MEE-000	CLIP, PISTON PIN, 16MM	2	2		
6	13331-360-000	KEY, SPECIAL WOODRUFF, 25X14	1	1		



E-16-10

BALANCER

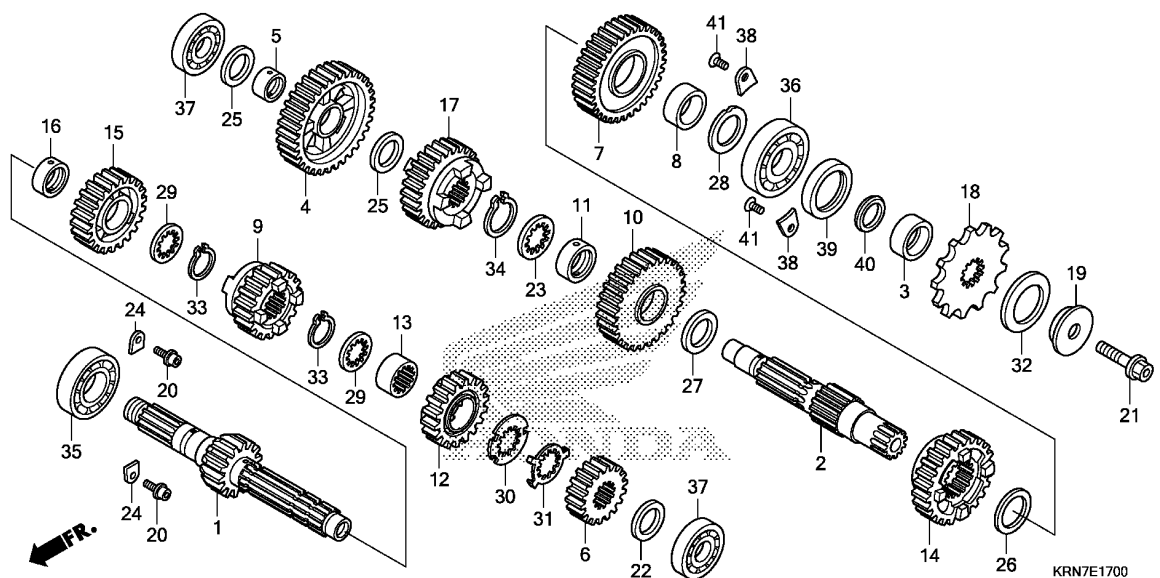
E 3



Ref. No.	L.O.N.	(Relative ref. Number) Description	F.R.T.
1	110185	SHAFT, BALANCER	1.2
2	1101L5	GEAR, BALANCER DRIVEN	0.8
3	1101F8	GEAR, WATER PUMP DRIVE	0.8
6	1101G4	BEARING, BALANCER SHAFT :RIGHT	1.4
7	1101G3	BEARING, BALANCER SHAFT :LEFT	1.4
	1101G5	BEARING, BALANCER SHAFT :BOTH	1.6

Ref. No.	Part No.	Description	Reqd. QTY		Serial No.	Parts catalogue code
			CRF250R E	F		
1	13420-KRN-A40	SHAFT COMP., BALANCER	1	1		
2	13422-KRN-A40	GEAR, BALANCER DRIVEN(32T) ..	1	1		
3	19245-KRN-A40	GEAR, WATER PUMP DRIVE(19T) ..	1	1		
4	90401-KFC-900	WASHER, 12X22.5	1	1		
5	90604-MEB-670	CIRCLIP, SPECIAL, 33MM	1	1		
6	91001-MEN-A31	BEARING, RADIAL BALL SPECIAL, 6202	1	1		
7	91008-KRN-A41	BEARING, ROLLER, 20X32X13 ...	1	1		
8	91205-KE1-004	OIL SEAL, 24X36X8	1	1		
9	91301-KRN-A41	D-RING, 15MM	1	1		
10	94002-12200-0S	NUT, HEX., 12MM	1	1		
11	94520-36000	CIRCLIP, INTERNAL, 36	1	1		

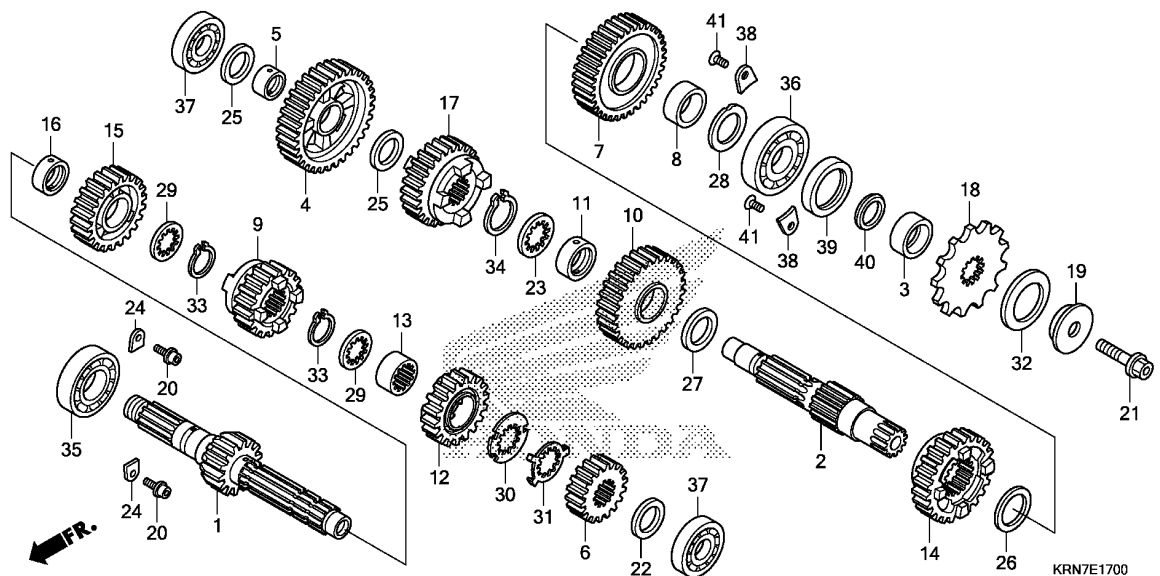
2



Ref. No.	L.O.N.	(Relative ref. Number) Description	F.R.T.
1	210141	(6,9,12,15) MAINSHAFT, TRANSMISSIONINCLUDES: Engine removal and installation	4.6
2	210141A	.Replace countershaft add	0.2
2	210142	(4,7,10,14,17) COUNTERSHAFT, TRANSMISSIONINCLUDES: Engine removal and installation	4.6
	210142A	.Replace mainshaft add	0.2
18	213135	SPROCKET, DRIVE	0.2
35	2101C5	BEARING, MAINSHAFT :RIGHTINCLUDES: Engine removal and installation	4.6
36	2101C7	BEARING, COUNTERSHAFT :LEFT .. .INCLUDES: Engine removal and installation	4.6
37	2101C2	BEARING, MAINSHAFT :LEFTINCLUDES: Engine removal and installation	4.6
	2101C6	BEARING, MAINSHAFT :BOTHINCLUDES: Engine removal and installation	4.8
+	2101C8	BEARING, COUNTERSHAFT :RIGHT ..	4.6

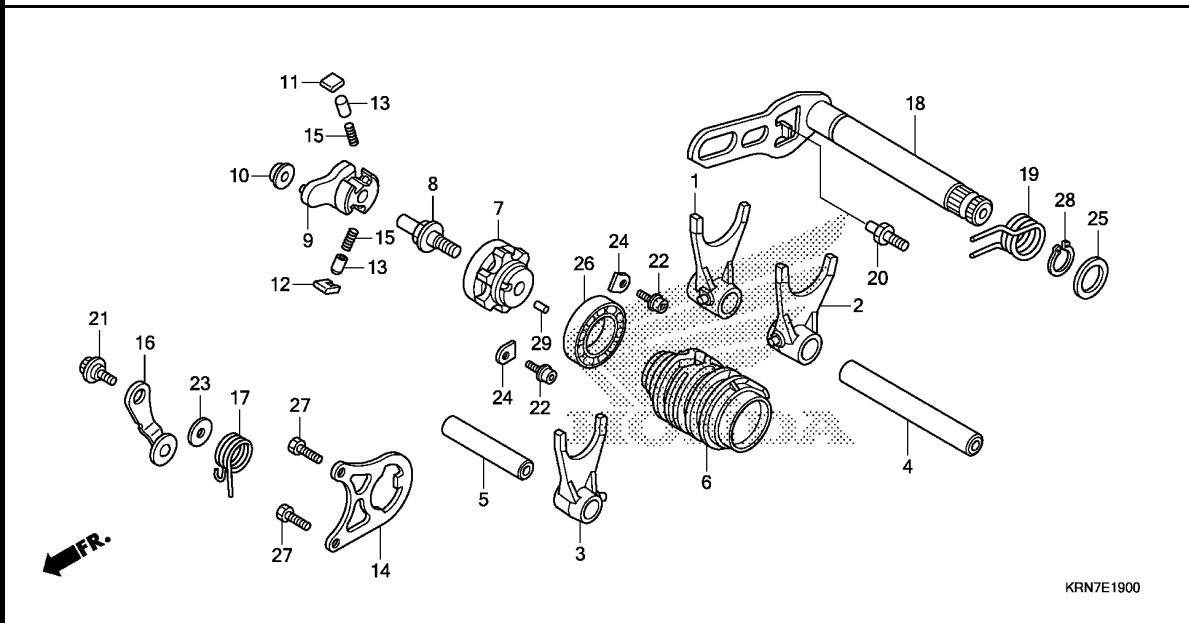
Ref. No.	Part No.	Description	Reqd. QTY		Serial No.	Parts catalogue code
			CRF250R			
			E	F		
1	23210-KRN-A80	MAINSHAFT COMP.(14T)	1	1		
2	23221-KRN-A80	COUNTERSHAFT	1	1		
3	23225-KSC-670	COLLAR, COUNTERSHAFT	1	1		
4	23411-KRN-A80	GEAR, COUNTERSHAFT LOW(33T) ..	1	1		
5	23413-KRN-A40	COLLAR, 17MM	1	1		
6	23421-KRN-A80	GEAR, MAINSHAFT SECOND(18T) ..	1	1		
7	23431-KRN-A80	GEAR, COUNTERSHAFT SECOND(34T)	1	1		
8	23432-KRN-A40	COLLAR, 24MM	1	1		
9	23441-KRN-A80	GEAR, MAINSHAFT THIRD(18T) ..	1	1		
10	23451-KRN-A80	GEAR, COUNTERSHAFT THIRD(28T)	1	1		
11	23452-KSC-670	COLLAR, COUNTERSHAFT THIRD				
		GEAR	1	1		
12	23461-KRN-A80	GEAR, MAINSHAFT FOURTH(18T) ..	1	1		
13	23462-KRN-A40	COLLAR, MAINSHAFT FOURTH GEAR	1	1		
14	23471-KRN-A80	GEAR, COUNTERSHAFT FOURTH(24T)	1	1		
15	23481-KRN-A80	GEAR, MAINSHAFT FIFTH(22T) ..	1	1		
16	23482-KRN-A40	COLLAR, 20MM	1	1		
17	23491-KRN-A80	GEAR, COUNTERSHAFT FIFTH(25T)	1	1		
18	23801-KSR-A00	SPROCKET, DRIVE(13T)	1	1		
19	23802-KSC-670	COLLAR, DRIVE SPROCKET	1	1		
20	90071-MF5-000	BOLT, FLANGE SOCKET, 6X14 ...	2	2		
21	90112-413-000	BOLT, UBS, 8X33	1	1		
22	90403-HN8-000	WASHER, SPECIAL, 17MM	1	1		
23	90404-KW3-000	WASHER, THRUST INVOLUTE, 22X21X1	1	1		





Ref. No.	L.O.N.	(Relative ref. Number) Description	F.R.T.
+37		.INCLUDES: Engine removal and installation	
2101C9		BEARING, COUNTERSHAFT :BOTH ..	4.8
2101D4		BEARING, MAINSHAFT AND COUNTERSHAFT :ALL	5.0
		.INCLUDES: Engine removal and installation	

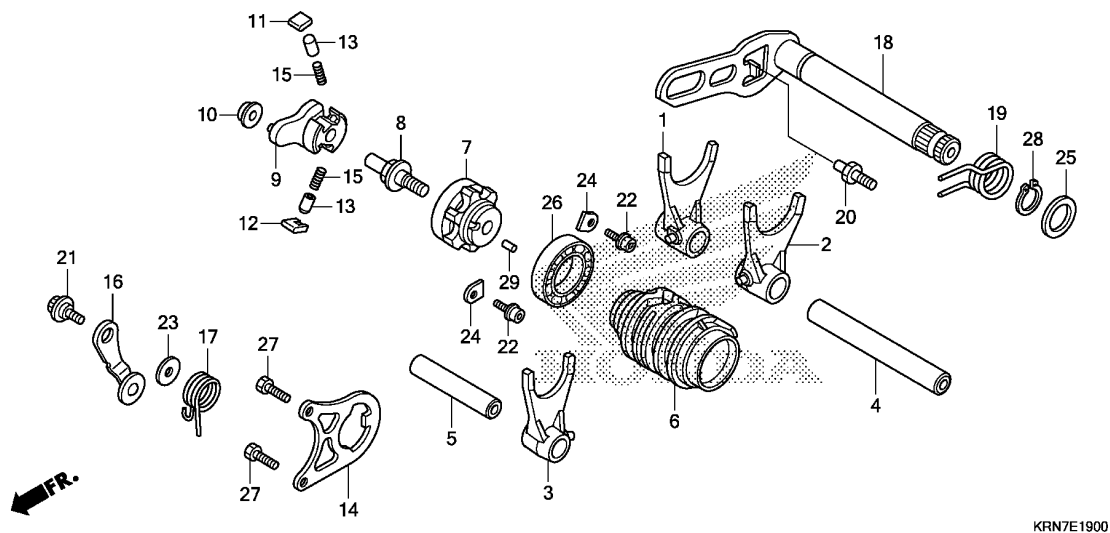
Ref. No.	Part No.	Description	Reqd. QTY		Serial No.	Parts catalogue code
			CRF250R	E F		
24	90441-KRM-840	PLATE, BEARING HOLDER	2	2		
25	90446-357-000	WASHER, THRUST, 17.2MM	2	2		
26	90452-KSR-A00	WASHER, 24X32X1	1	1		
27	90452-KZ4-000	WASHER, THRUST, 22X30X1	1	1		
28	90453-KRN-A80	WASHER, 22X33X1.5	1	1		
29	90455-HM8-A40	WASHER, SPLINE, 20MM	2	2		
30	90461-KRN-A80	WASHER, SPLINE, 20MM	1	1		
31	90462-KRN-A80	WASHER, LOCK, 20MM	1	1		
32	90501-KSC-670	WASHER, SPRING, 24MM	1	1		
33	90601-360-000	SET RING, 20MM	2	2		
34	90602-360-000	SET RING, 22MM	1	1		
35	91004-KSC-671	BEARING, RADIAL BALL, 22X47X14	1	1		
36	91005-KRN-A41	BEARING, RADIAL BALL, 22X52X14	1	1		
37	91006-MEN-A71	BEARING, RADIAL BALL, 17X40X11	2	2		
38	91012-KRN-A40	PLATE, COUNTERSHAFT BEARING ..	2	2		
39	91201-KSR-A01	OIL SEAL, 28X37X7	1	1		
40	91301-KSR-A01	D-RING, 22MM	1	1		
41	93600-06010-0H	SCREW, FLAT, 6X10	2	2		



Ref. No.	L.O.N.	(Relative ref. Number) Description	F.R.T.
1	(2,3)		
210112		FORK, GEARSHIFTINCLUDES: Engine removal and installation .NOTE: Same time for two units or more	4.6
6	2101A9	DRUM, GEARSHIFTINCLUDES: Engine removal and installation	4.6
7	2101B2	CENTER, GEARSHIFT DRUM	1.4
9	2101B3	SHIFTER, GEARSHIFT DRUM	1.2
14	2101B4	PLATE, GUIDE	1.2
16	210125	STOPPER OR SPRING, SHIFT DRUM (17)	1.3
18	210122	SPINDLE, GEARSHIFT	1.2

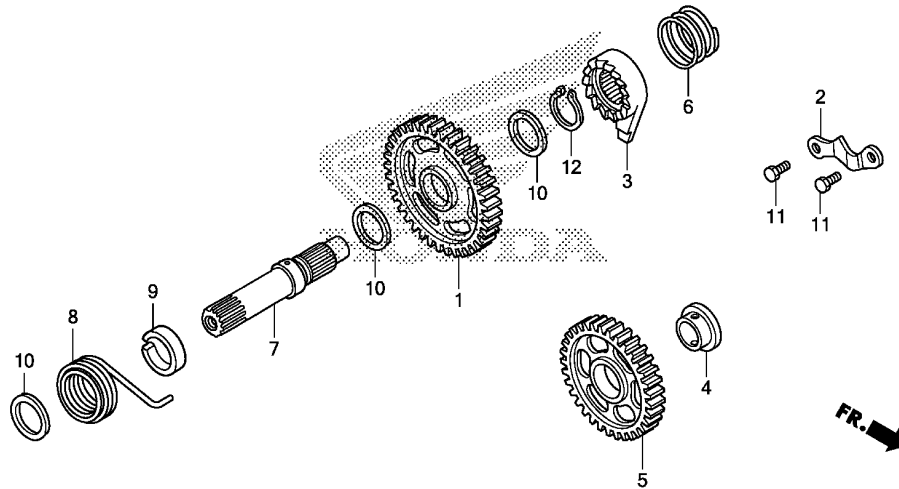
Ref. No.	Part No.	Description	Reqd. QTY		Serial No.	Parts catalogue code
			CRF250R	E F		
1	24211-KRN-A40	FORK, R. GEARSHIFT	1	1		
2	24221-KRN-A40	FORK, L. GEARSHIFT	1	1		
3	24231-KRN-A40	FORK, CENTER GEARSHIFT	1	1		
4	24241-KSC-670	SHAFT A, SHIFT FORK	1	1		
5	24242-KRN-A40	SHAFT B, SHIFT FORK	1	1		
6	24311-KRN-A80	DRUM, GEARSHIFT	1	1		
7	24312-KRN-A30	CENTER, GEARSHIFT DRUM	1	1		
8	24315-HA0-000	PIN, SHIFTER	1	1		
9	24321-MEB-670	SHIFTER, DRUM	1	1		
10	24322-MM4-000	COLLAR, SHIFTER	1	1		
11	24324-KA3-711	PAWL A, RATCHET	1	1		
12	24325-KA3-711	PAWL B, RATCHET	1	1		
13	24326-KBH-901	PLUNGER, PAWL	2	2		
14	24328-KRN-A40	PLATE, GUIDE	1	1		
15	24329-KA3-740	SPRING, PAWL PLUNGER	2	2		
16	24430-KRN-A30	STOPPER COMP., GEARSHIFT DRUM	1	1		
17	24435-KSE-670	SPRING, DRUM STOPPER	1	1		
18	24610-KRN-A41	SPINDLE COMP., GEARSHIFT	1	1		
19	24651-MEB-670	SPRING, GEARSHIFT RETURN	1	1		
20	24652-KRN-A40	PIN, GEARSHIFT RETURN SPRING	1	1		
21	90022-MG8-000	PIVOT, SHIFT DRUM STOPPER ARM	1	1		
22	90071-MF5-000	BOLT, FLANGE SOCKET, 6X14	2	2		
23	90435-HB3-000	WASHER, 6.1MM	1	1		
24	90441-KRM-840	PLATE, BEARING HOLDER	2	2		
25	90451-155-000	WASHER, 14MM	1	1		





KRN7E1900

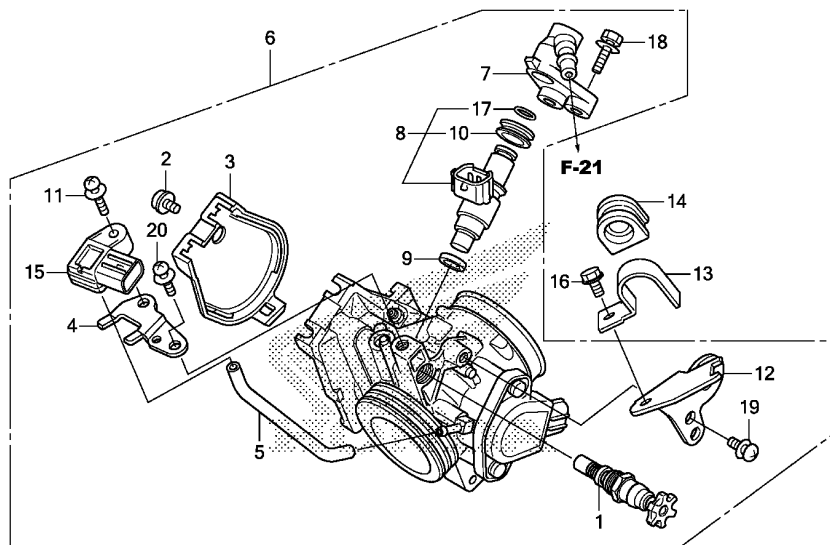
Ref. No.	Part No.	Description	Reqd. QTY		Serial No.	Parts catalogue code
			CRF250R E	F		
26	91004-KY4-900	BEARING, RADIAL BALL, 6905U	1	1		
27	93301-06016-0A	BOLT, HEX., 6X16	2	2		
28	94510-14000	CIRCLIP, EXTERNAL, 14MM	1	1		
29	96220-40080	ROLLER, 4X8	1	1		



Ref. No.	L.O.N.	(Relative ref. Number) Description	F.R.T.
1	1121A0	PINION, KICK STARTER	1.2
3		(6)	
	1121A1	RATCHET, KICK(RECOIL) STARTER	1.2
5	612135	GEAR, STARTER IDLE	1.1
7	1121A2	SPINDLE, KICK STARTER	1.2
8		(9)	
	112103	SPRING, KICK STARTER RETURN ..	1.1

Ref. No.	Part No.	Description	Reqd. QTY		Serial No.	Parts catalogue code
			CRF250R	E F		
1	28210-KRN-A40	PINION COMP., KICK STARTER (37T)	1	1		
2	28215-KRN-A80	PLATE, RATCHET GUIDE	1	1		
3	28221-KRN-A40	RATCHET, STARTER	1	1		
4	28222-KK0-000	BUSH, 15MM	1	1		
5	28231-KRN-A40	GEAR, STARTER IDLE(33T)	1	1		
6	28242-KA3-710	SPRING, RATCHET	1	1		
7	28251-KRN-A40	SPINDLE, KICK STARTER	1	1		
8	28261-KRN-A40	SPRING, KICK STARTER	1	1		
9	28282-KZ4-B00	COLLAR, KICK SPINDLE	1	1		
10	90501-444-000	WASHER, 16.8X24	3	3		
11	93301-06016-OA	BOLT, HEX., 6X16	2	2		
12	94510-16000	CIRCLIP, EXTERNAL, 16MM	1	1		





KRN7E2300

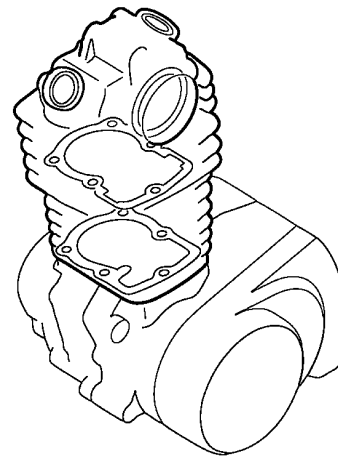
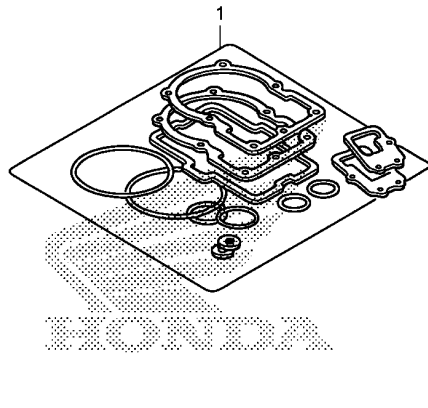
Ref. No.	L.O.N.	(Relative ref. Number) Description	F.R.T.
1	311125	VALVE, STARTER	1.0
6	311132	BODY ASSY., THROTTLE	1.0
8		(7,9,10,17)	
	311145	INJECTOR, FUEL	1.1
15	617116	SENSOR, MAP	0.4

Ref. No.	Part No.	Description	Reqd. QTY		Serial No.	Parts catalogue code
			CRF250R			
			E	F		
1	16046-KRN-A41	VALVE COMP., STARTER	1	1		
2	16080-HP1-601	BOLT, COVER	1	1		
3	16157-MEN-A31	COVER, BODY	1	1		
4	16191-KRN-A41	STAY, PB SENSOR	1	1		
5	16199-KRN-A41	TUBE	1	1		
6	16400-KRN-A71	THROTTLE BODY ASSY.(GQ28A A)	1	-		
	16400-KRN-A91	THROTTLE BODY ASSY.(GQ2CA A)	-	1		
7	16422-MEN-A31	JOINT, INJECTOR	1	1		
8	16450-KRN-A41	INJECTOR ASSY., FUEL	1	1		
9	16472-MCW-000	SEAL RING, INJECTOR	1	1		
10	16473-P7A-004	CUSHION RING, INJECTOR	1	1		
11	16542-MEL-003	BOLT-WASHER, 6X18	1	1		
12	17567-MEN-A31	BASE, CLAMP	1	1		
13	17568-HP5-600	CLAMPER, FUEL HOSE	1	1		
14	17579-HP5-600	RUBBER, FUEL FEED HOSE	1	-		
	17579-KRN-A90	-	1		
15	37830-MEL-003	SENSOR ASSY., MAP	1	-		
	46401-TM8-A01	SENSOR A, MASTER POWER PRESSURE	-	1		
16	90002-892-000	BOLT, FLANGE, 5X10	1	1		
17	91301-P7A-004	O-RING, 7.8X1.9	1	1		
18	93401-05020-00	BOLT-WASHER, 5X20	2	2		
19	93892-05012-18	SCREW-WASHER, 5X12	1	1		
20	93892-06014-18	SCREW-WASHER, 6X14	1	1		

EOP-1

GASKET KIT A

E10



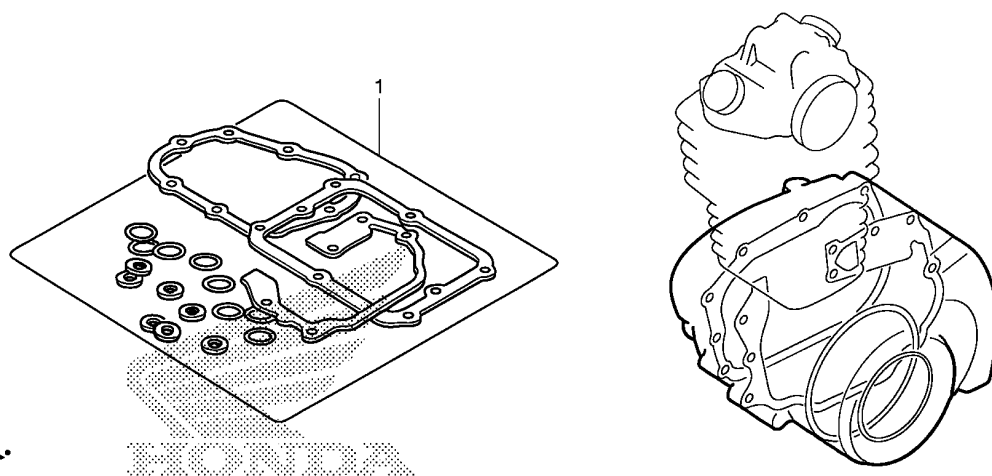
KRN7X0100A

Ref. L.O.N. (Relative ref. Number) F.R.T.
No. Description

NO INFORMATION

Ref. No.	Part No.	Description	Reqd. QTY		Serial No.	Parts catalogue code
			CRF250R			
			E	F		
1	06111-KRN-A40	GASKET KIT A	1	-	-----	ED,U
	12191-KRN-A41	GASKET, CYLINDER	1	-	-----	ED,U
	12226-KRN-A40	SEAL, SPARK PLUG TUBE	1	-	-----	ED,U
	12251-KRN-A41	GASKET, CYLINDER HEAD	1	-	-----	ED,U
	12391-KRN-A40	GASKET, HEAD COVER	1	-	-----	ED,U
	14560-MEN-671	GASKET, TENSIONER LIFTER	1	-	-----	ED,U
	18291-MM5-860	GASKET, EX. PIPE	1	-	-----	ED,U
	90442-397-000	WASHER, SEALING, 6MM	1	-	-----	ED,U
	90543-MV9-670	RUBBER, MOUNTING	2	-	-----	ED,U
	91312-KE7-003	O-RING, 19X3(NOK)	1	-	-----	ED,U

2



KRN7X0200A

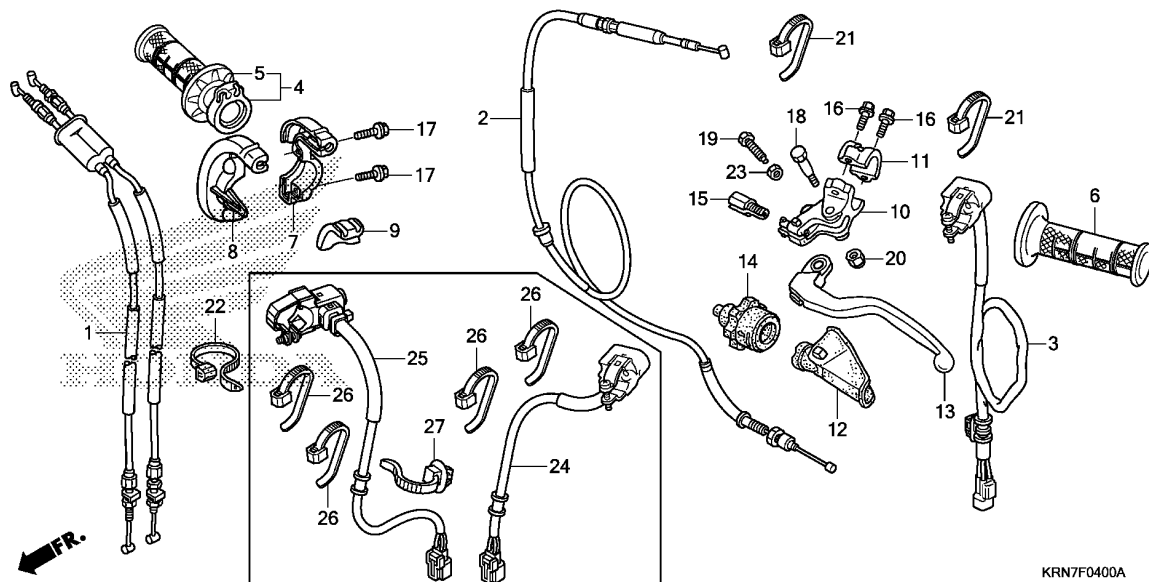
Ref. L.O.N. (Relative ref. Number) F.R.T.
No. Description

NO INFORMATION

Ref. No.	Part No.	Description	Reqd. QTY		Serial No.	Parts catalogue code
			CRF250R	E F		
1	06112-KRN-A41	GASKET KIT B	1	-	-----	ED,U
	11191-KRN-A40	GASKET, CRANKCASE	1	-	-----	ED,U
	11352-KRN-A41	GASKET, CLUTCH COVER	1	-	-----	ED,U
	11394-KRN-A40	GASKET, R. COVER	1	-	-----	ED,U
	11395-KRN-A40	GASKET, L. COVER	1	-	-----	ED,U
	19226-KRN-A40	GASKET, WATER PUMP	1	-	-----	ED,U
	90447-KE1-000	WASHER, SEALING, 7MM	1	-	-----	ED,U
	90463-ML7-000	WASHER, SEALING, 6.5MM	2	-	-----	ED,U
	90474-333-000	WASHER, SEALING, 8MM	2	-	-----	ED,U
	90751-GK1-003	O-RING, 8.5X1.7	1	-	-----	ED,U
	91301-KRN-A41	D-RING, 15MM	1	-	-----	ED,U
	91301-KSR-A01	D-RING, 22MM	1	-	-----	ED,U
	91302-PA9-003	O-RING, 39.8X2.2(ARAI)	1	-	-----	ED,U
	91303-377-000	O-RING, 13.8X2.5	1	-	-----	ED,U
	91304-MJ0-003	O-RING, 15.8X2.4(SHOWA)	1	-	-----	ED,U
	91305-KF0-003	O-RING, 27X2(ARAI)	1	-	-----	ED,U
	91307-035-000	O-RING, 18X3	1	-	-----	ED,U
	91307-KRN-A41	D-RING, 14X3	1	-	-----	ED,U

F-4

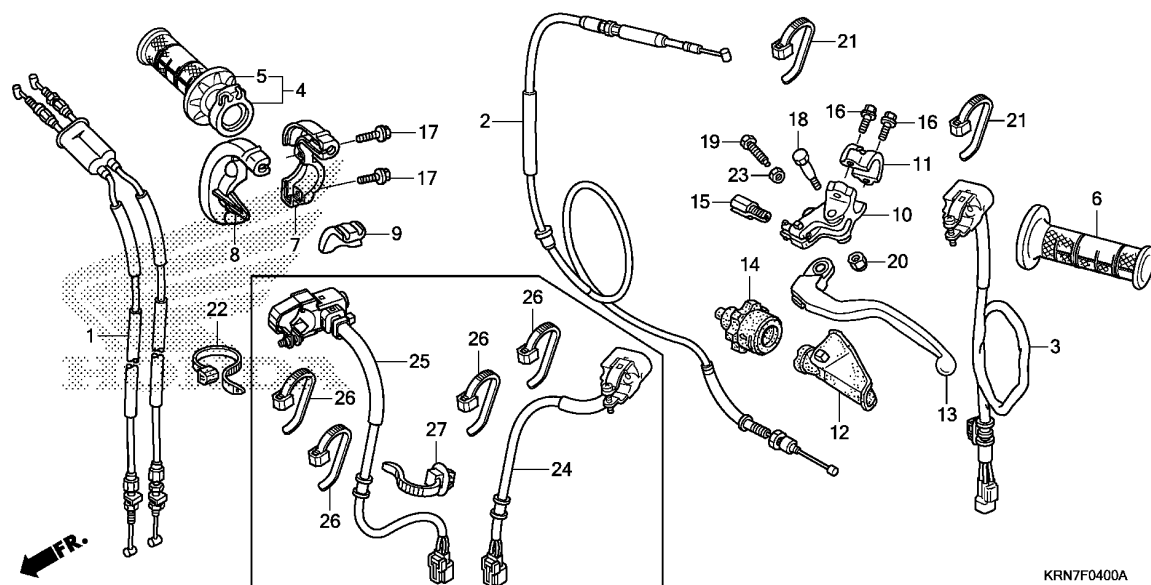
HANDLE LEVER/SWITCH/CABLE



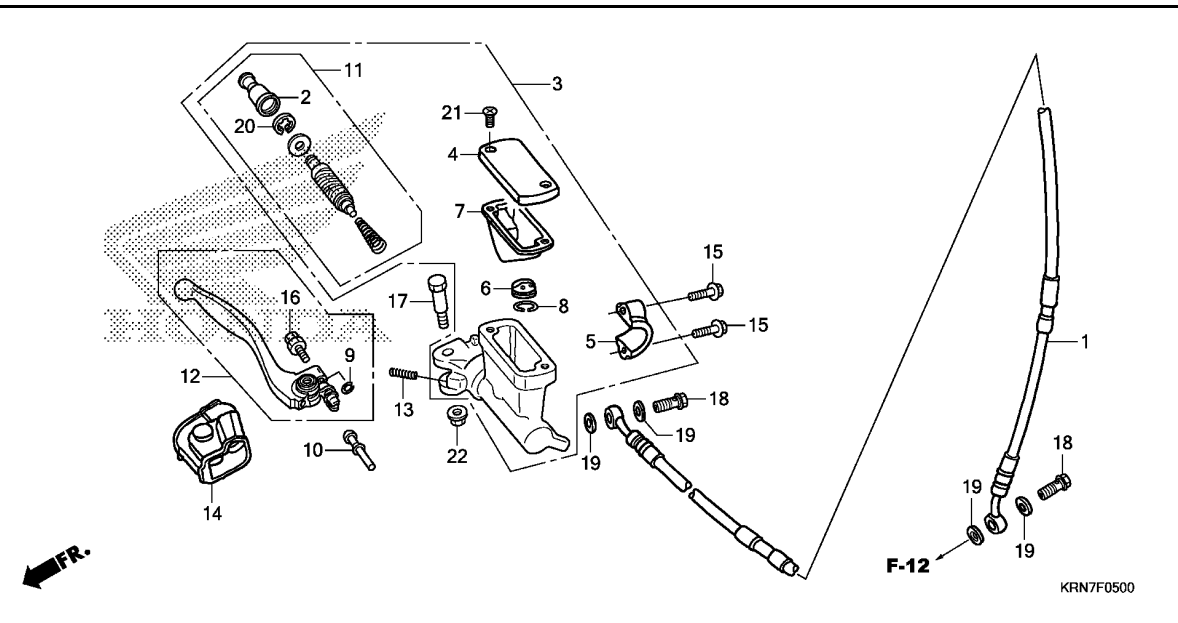
Ref. No.	L.O.N.	(Relative ref. Number) Description	F.R.T.
1	811100	CABLE, THROTTLE	0.7
2	811115	CABLE, CLUTCH	0.3
3	6151D8	SWITCH, ENGINE STOP	0.2
4	810150	GRIP, THROTTLE	0.1
5	8101C1	GRIP, HANDLE :RIGHT	0.2
6	8101C0	GRIP, HANDLE :LEFT	0.1
7	810155	HOUSING, THROTTLE	0.2
.NOTE: Same time for two units			
10	8101C8	BRACKET, HANDLE LEVER :LEFT ..	0.2
13	8101C6	LEVER, HANDLE :LEFT	0.1
	8101F5	LEVER, HANDLE :BOTH	0.2
25	6151K5	SWITCH, MODE CHANGE	0.4

Ref. No.	Part No.	Description	Reqd. QTY		Serial No.	Parts catalogue code
			CRF250R			
			E	F		
1	17910-KRN-A82	CABLE COMP., THROTTLE	1	1		
2	22870-KRN-A80	CABLE COMP., CLUTCH	1	1		
3	35130-KRN-A81	SWITCH ASSY., ENGINE STOP & INDICATOR	1	-		
4	53140-KRN-A30	GRIP COMP., THROTTLE	1	1		
5	53165-KRN-A30	GRIP, R. HANDLE	1	1		
6	53166-KRN-A30	GRIP, L. HANDLE	1	1		
7	53167-MEB-672	HOUSING, UPPER THROTTLE	1	1		
8	53168-MEB-671	HOUSING, UNDER THROTTLE	1	-		
	53168-KRN-A90	-	1		
9	53169-MEB-670	SLIDER, THROTTLE CABLE	1	1		
10	53172-KSK-670	BRACKET, L. HANDLE LEVER	1	1		
11	53174-KCE-670	HOLDER, L. LEVER BRACKET	1	1		
12	53177-KSK-670	COVER, L. HANDLE LEVER	1	1		
13	53178-MEN-A01	LEVER, L. STEERING HANDLE	1	1		
14	53179-MEN-671	DIAL, CLUTCH CABLE ADJUSTING	1	1		
15	53192-MEN-670	BOLT, WIRE ADJUSTING	1	1		
16	90102-MEN-A60	BOLT, 6X22	2	2		
17	90106-MEN-A60	BOLT, 6X20	2	-		
	90106-KRN-A90	-	2		
18	90113-429-770	BOLT, HANDLE LEVER PIVOT	1	1		
19	90118-MEN-670	BOLT, LEVER ADJUSTING	1	1		
20	90301-782-000	NUT, U, 6MM	1	1		
21	90650-KV6-003	BAND, WIRE, 95MM	2	-		
22	90650-MA6-720	BAND, WIRE HARNESS	1	1		



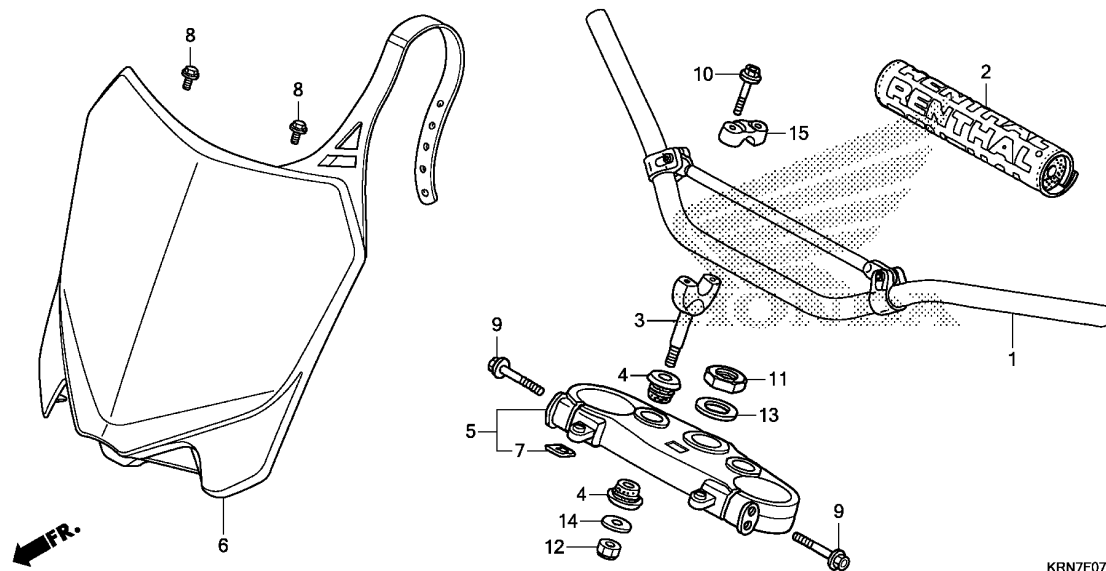


Ref. No.	Part No.	Description	Reqd. QTY		Serial No.	Parts catalogue code
			CRF250R E	F		
23	94001-06000-0S	NUT, HEX., 6MM	1	1		
24	35130-KRN-A91	SWITCH ASSY., ENGINE STOP & INDICATOR	-	1		
25	35300-KRN-A91	SWITCH ASSY., MODE CHANGE & INDICATOR	-	1		
26	90650-KV6-003	BAND, WIRE, 95MM	-	4		
27	91540-S7S-003	CLIP, HARNESS BAND(BLACK) (157.7MM)	-	1		



Ref. No.	L.O.N.	(Relative ref. Number) Description	F.R.T.
1	7121A0	HOSE, FRONT BRAKEINCLUDES: Bleed brakes	0.4
3	712105	CYLINDER, FRONT BRAKE MASTER - .INCLUDES: Bleed brakes	0.4
7	7121G6	DIAPHRAGM, FRONT BRAKE MASTER CYLINDER	0.1
11	7121G9	PISTON SET, FRONT BRAKE MASTER .INCLUDES: Bleed brakes	0.4
12		(10)	
	8101C7	LEVER, HANDLE :RIGHT	0.1
	8101F5	LEVER, HANDLE :BOTH	0.2

Ref. No.	Part No.	Description	Reqd. QTY		Serial No.	Parts catalogue code
			CRF250R E	F		
1	45125-KRN-A31	HOSE COMP., FR. BRAKE	1	-		
	45125-KRN-A91	-	1		
2	45504-MEN-J01	BOOT COMP.	1	1		
3	45510-MEN-J01	CYLINDER SUB ASSY., FR. MASTER	1	-		
	45510-KRN-A91	CYLINDER SUB ASSY., FR. BRAKE MASTER(NISSIN)	-	1		
4	45513-KCE-671	CAP, MASTER CYLINDER	1	1		
5	45517-GW0-751	HOLDER, MASTER CYLINDER	1	1		
6	45518-MEN-J01	SEPARATOR COMP.	1	1		
7	45520-KA3-731	DIAPHRAGM	1	1		
8	45523-KA3-731	RING	1	1		
9	45523-MEB-003	RING	1	1		
10	45525-MEN-J01	ROD, PUSH	1	1		
11	45530-MEN-J01	PISTON SET, MASTER CYLINDER -	1	1		
12	53171-MEN-J01	LEVER COMP., R. STEERING HANDLE	1	1		
13	53174-KN5-006	SPRING, BRAKE LEVER	1	1		
14	53176-MEN-J01	COVER, R. HANDLE LEVER	1	1		
15	90102-MEN-A60	BOLT, 6X22	2	2		
16	90111-MEB-003	BOLT SET, ADJUSTING	1	1		
17	90114-MEN-J01	BOLT, HANDLE LEVER	1	1		
18	90145-MS9-612	BOLT, OIL, 10X22	2	2		
19	90545-300-000	WASHER, OIL BOLT	4	4		
20	90651-MA5-671	CIRCLIP	1	1		
21	93600-04012-1G	SCREW, FLAT, 4X12	2	2		
22	94050-06000	NUT, FLANGE, 6MM	1	1		

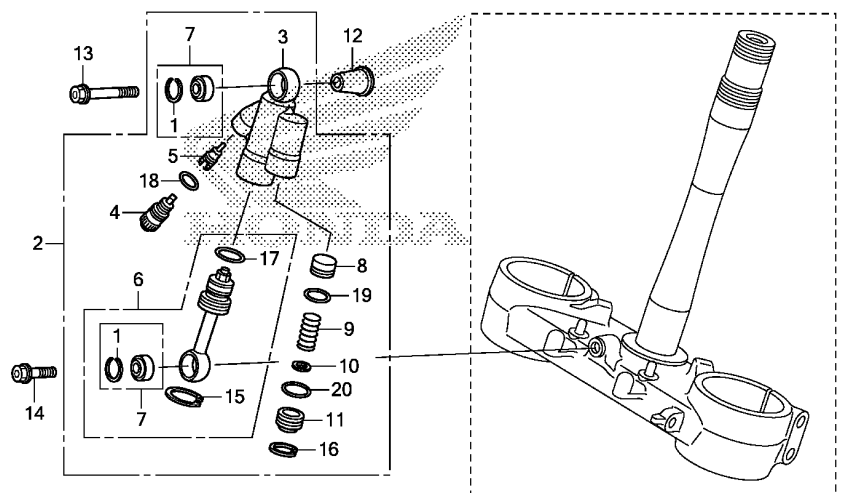


Ref. No.	L.O.N.	(Relative ref. Number) Description	F.R.T.
1	810100	PIPE, STEERING HANDLE	0.4
3	8101B9	HOLDER, HANDLE :LOWER	0.2
	8101B9A	.Replace 1 handle holder add ..	0.1
5	510110	BRIDGE, FORK TOP	0.4
6	4131K8	PLATE, FRONT NUMBER	0.1

KRN7F0700

3

Ref. No.	Part No.	Description	Reqd. QTY		Serial No.	Parts catalogue code
			CRF250R E	F		
1	53100-MEN-670	PIPE, STEERING HANDLE	1	1		
2	53121-MEN-671	PROTECTOR, HANDLE	1	-		
	53121-KRN-A90	-	1		
3	53132-KA3-831	HOLDER, HANDLE UNDER	(2)	(2)		
	53132-KZ4-J20	2	2		
4	53133-KA3-832	CUSHION, HANDLE PIPE	4	4		
5	53300-KRN-A71	BRIDGE COMP., FORK TOP	1	1		
6	61136-MEN-A70ZA	PLATE, FR. NUMBER *NH196*.....ROSS WHITE	1	1		
7	86150-KPG-901	EMBLEM, PRODUCT(MARUI)	1	1		
	86150-KPG-902	EMBLEM, PRODUCT(UHARA)	1	1		
8	90004-GHB-600	BOLT, FLANGE, 6X10(NSHF)	2	2		
9	90107-KZ4-J40	BOLT, FLANGE, 8X45	4	4		
10	90124-KZ4-J40	BOLT, FLANGE, 8X35	4	4		
11	90304-KZ4-J30	NUT, STEERING STEM	1	1		
12	90306-KZ4-711	NUT, U, 10MM	2	2		
13	90503-KZ4-J40	WASHER, STEERING STEM	1	1		
14	90507-KA3-830	WASHER, PLAIN, 10MM	2	2		
15	95014-22100	HOLDER B1, HANDLE PIPE UPPER	2	2		



F-9

KRN7F0800

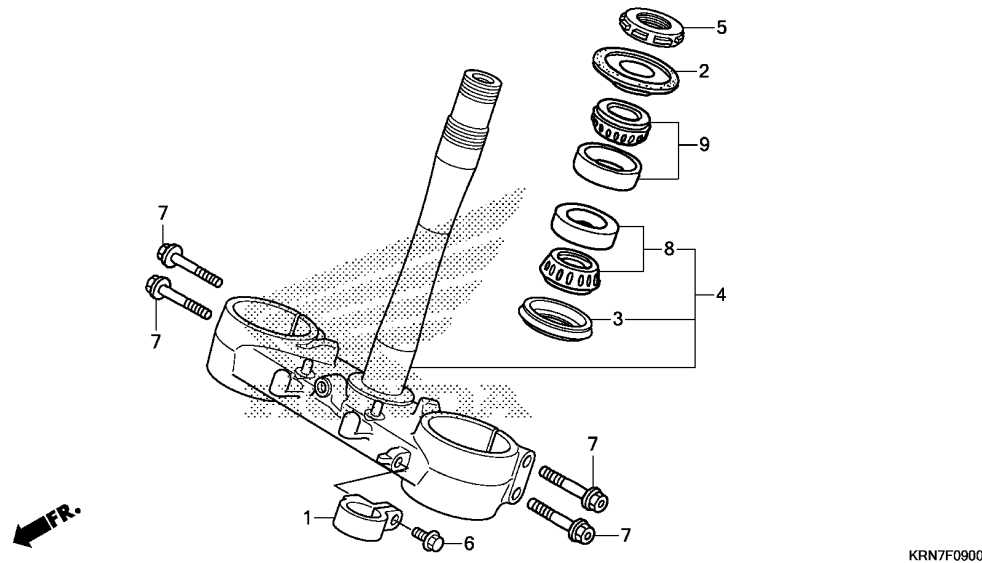
Ref. No.	L.O.N.	(Relative ref. Number) Description	F.R.T.
2	5101C4	DAMPER, STEERING	0.2
3	5101G4	CASE, STEERING DAMPER	0.8
6	5101G3	ROD ASSY., STEERING DAMPER ...	0.4
7	5101G2	BEARING, STEERING DAMPER	0.4
8	5101G2A	.Replace 1 bearing add	0.1
		(4,5,18,19)	
	5101G5	PISTON, STEERING DAMPER	0.3

Ref. No.	Part No.	Description	Reqd. QTY		Serial No.	Parts catalogue code
			CRF250R	E F		
1	52487-MEN-A11	RING, STOPPER	2	2		
2	53700-KRN-A71	DAMPER ASSY., STEERING	1	1		
3	53701-MEN-A51	CASE, DAMPER	1	1		
4	53711-MEN-A51	BOLT COMP., PLUG	1	1		
5	53712-MEN-A51	PIECE, ADJUST	1	1		
6	53721-KRN-A71	ROD COMP., PISTON	1	1		
7	53731-MEN-A11	BEARING COMP.	2	2		
8	53754-MEN-A11	PISTON, FREE	1	1		
9	53755-MEN-A51	SPRING, RETURN	1	1		
10	53756-KRN-A71	WASHER	1	1		
11	53757-MEN-A11	CAP, END	1	1		
12	53782-MEN-A70	COLLAR, STEERING DAMPER	1	1		
13	90124-MEN-A10	BOLT, 7X51.5	1	1		
14	90125-MEN-A10	BOLT, 7X25	1	1		
15	90651-MEN-A51	CIRCLIP(26)	1	1		
16	90652-MEN-A11	CIRCLIP(17.3)	1	1		
17	91256-ML3-791	O-RING, 21.9X2	1	1		
18	91351-MEN-A11	O-RING, 9.5X1.5	1	1		
19	91352-MEN-A11	O-RING, 11X1.9	1	1		
20	91353-MEN-A11	O-RING, 13.5X1.5	1	1		

F-9

STEERING STEM

F 6



Ref. No.	L.O.N.	(Relative ref. Number) Description	F.R.T.
4	510100	STEM OR SHAFT ASSY., STEERING (2)	0.7
5	5101B2	THREAD, STEERING HEAD TOP	0.5
8	5101B7	BEARING, HEAD PIPE :LOWER (3)	0.9
9	5101B6	BEARING, HEAD PIPE :UPPER	0.7
	5101C7	BEARING, HEAD PIPE :BOTH	0.9

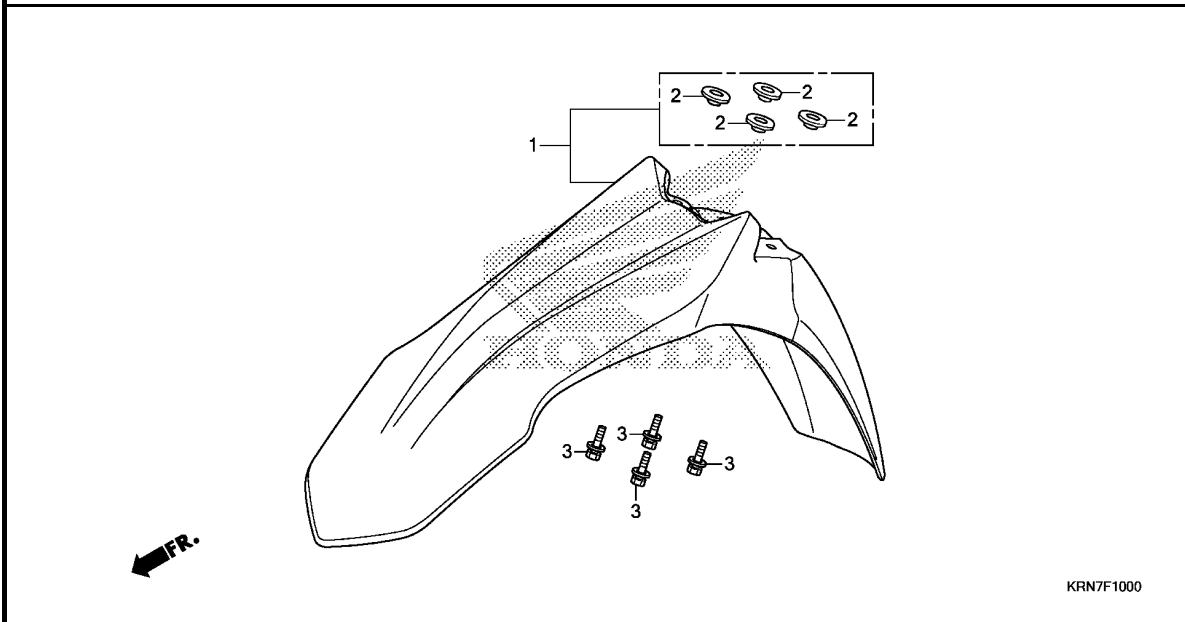
3

Ref. No.	Part No.	Description	Reqd. QTY		Serial No.	Parts catalogue code
			CRF250R	E F		
1	45468-MEN-A30	GUIDE, FR. BRAKE HOSE	1	-		
	45468-KRN-A90	-	1		
2	53214-KZ3-861	DUST SEAL, STEERING HEAD(ARAI)	1	1		
3	53214-KZ4-701	DUST SEAL, STEERING HEAD(ARAI)	1	1		
4	53219-KRN-A80	STEM SUB ASSY., STEERING	1	1		
5	53229-KZ4-J30	THREAD, STEERING HEAD TOP ...	1	1		
6	90106-MJ0-000	BOLT, FLANGE, 6X16	1	-		
	90104-KRN-A90	-	1		
7	90107-KZ4-J40	BOLT, FLANGE, 8X45	4	4		
8	91015-KZ4-701	BEARING, HEAD PIPE(NTN)	1	1		
9	91051-MEN-A31	BEARING, HEAD PIPE	1	1		

F-10

FRONT FENDER

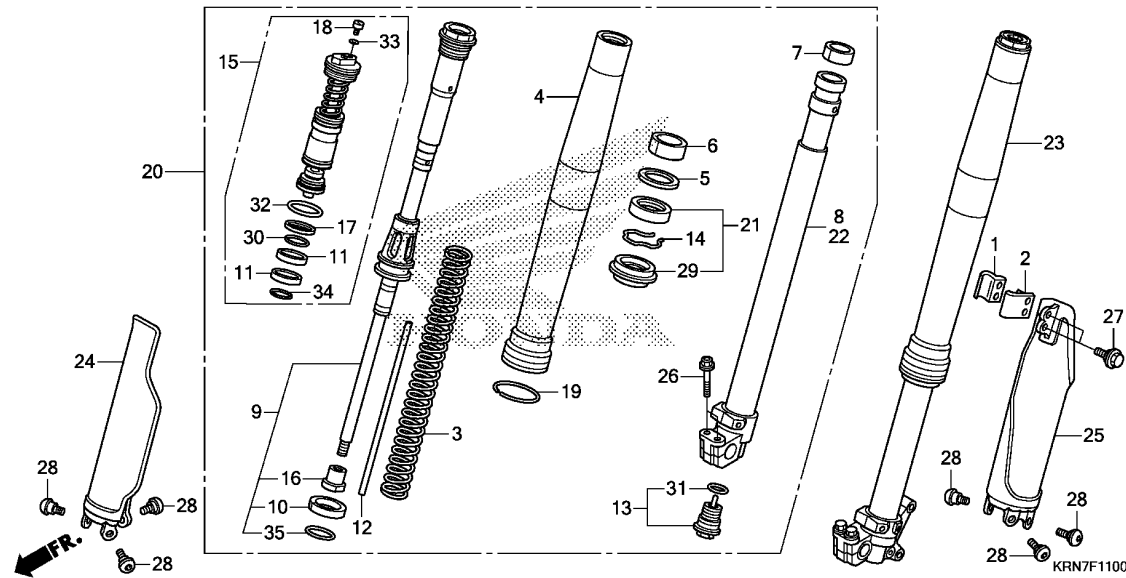
F 7



Ref. No.	L.O.N.	(Relative ref. Number) Description	F.R.T.
1	4131B7	FENDER, FRONT	0.1

Ref. No.	Part No.	Description	Reqd. QTY		Serial No.	Parts catalogue code
			CRF250R	E F		
1	61110-MEN-A70ZA	FENDER ASSY., FR.	1	-	----- U	
		R292R.....EXTREME RED	1	-	----- EK103165 ED	
			1	-	----- EK200026 TH	
	61110-KRN-A90ZA	*R292R*.....EXTREME RED	1	-	----- EK103166 ED	
			1	-	----- EK200027 TH	
			-	1		
2	90512-KZ4-J20	COLLAR, FR. FENDER	4	4		
3	93404-06016-08	BOLT-WASHER, 6X16	4	4		

3



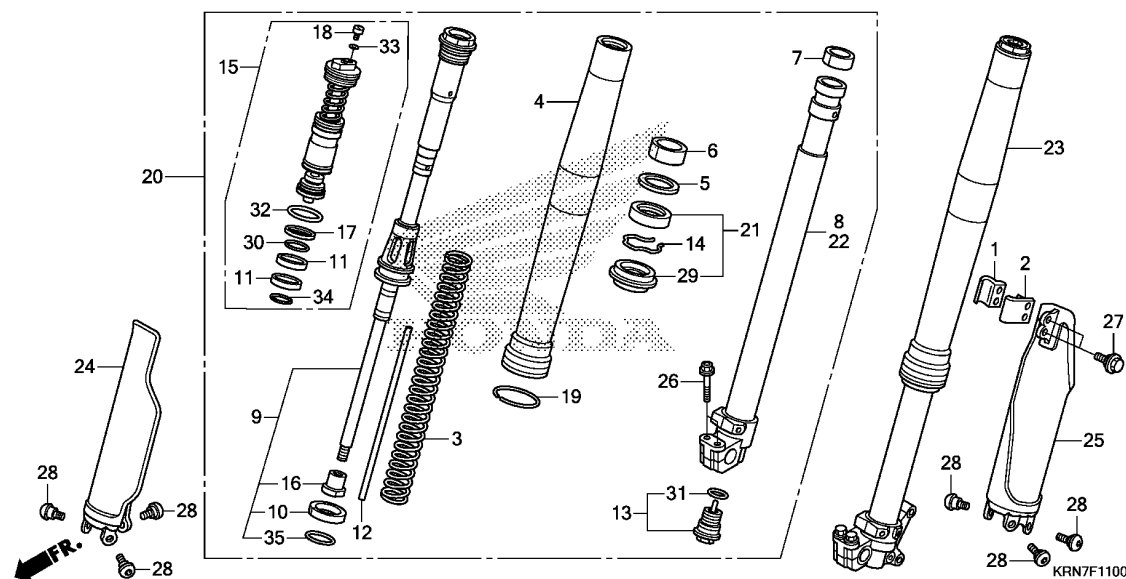
Ref. No.	L.O.N.	(Relative ref. Number) Description	F.R.T.
3	(10,35)		
	5111C5	SPRING, FRONT FORK :LEFT	0.8
	5111C6	SPRING, FRONT FORK :RIGHT	0.8
	5111C7	SPRING, FRONT FORK :BOTH	1.3
4	5111C8	TUBE, OUTER :LEFT	1.0
	5111C9	TUBE, OUTER :RIGHT	1.0
	5111D0	TUBE, OUTER :BOTH	1.7
8	(6,7)		
	5111D5	PIPE, SLIDE :RIGHT	1.0
9	5111D8	DAMPER, FRONT FORK :LEFT	1.0
	5111D9	DAMPER, FRONT FORK :RIGHT	1.0
	5111E0	DAMPER, FRONT FORK :BOTH	1.7
15	(11,30,32,34)		
	5111E4	BOLT, FRONT FORK :LEFT	1.0
	5111E5	BOLT, FRONT FORK :RIGHT	1.0
	5111E6	BOLT, FRONT FORK :BOTH	1.7
20	5111C3	FORK ASSY., FRONT :RIGHT	0.4
21	5111E7	SEAL SET, FRONT FORK :LEFT ...	0.9
	5111E8	SEAL SET, FRONT FORK :RIGHT ..	0.9
	5111E9	SEAL SET, FRONT FORK :BOTH ...	1.5
22	(6,7)		
	5111D4	PIPE, SLIDE :LEFT	1.0
	5111D6	PIPE, SLIDE :BOTH	1.7
23	5111C2	FORK ASSY., FRONT :LEFT	0.4
	5111C4	FORK ASSY., FRONT :BOTH	0.5

Ref. No.	Part No.	Description	Reqd. QTY		Serial No.	Parts catalogue code
			CRF250R			
			E	F		
1	45461-MEN-000	CLAMPER A, FR. BRAKE HOSE ...	1	-		
2	45462-MEN-000	CLAMPER B, FR. BRAKE HOSE ...	1	-		
3	51401-KRN-A41	SPRING, FR. FORK(SHOWA) (4.4N/MM,0.45KGF/MM)	(2)	-		
	51402-KRN-A71	SPRING, FR. FORK(SHOWA) (4.8N/MM,0.49KGF/MM)	(2)	-		
	51403-KRN-A41	SPRING, FR. FORK(SHOWA) (4.6N/MM,0.47KGF/MM)	2	-		
4	51410-KRN-A41	TUBE, OUTER	2	-		
5	51412-KRN-A51	RING, BACK UP	2	-		
6	51414-KRN-A41	BUSH, GUIDE	2	-		
7	51415-KRN-A41	BUSH, SLIDER	2	-		
8	51420-KRN-A51	PIPE COMP., R. SLIDE	1	-		
9	51430-KRN-A71	DAMPER COMP., FR.	2	-		
10	51431-KRN-A41	BUSH B, SLIDER	2	-		
11	51436-KRN-A81	BUSH, SLIDER	4	-		
12	51438-KRN-A41	COLLAR, REBOUND NEEDLE	2	-		
13	51440-KRN-A41	BOLT COMP., CENTER	2	-		
14	51447-KRN-A41	RING, OIL SEAL STOPPER	2	-		
15	51450-KRN-A81	BOLT ASSY., FR. FORK	2	-		
16	51451-MEN-A11	NUT, LOCK	2	-		
17	51453-KRN-A51	RING, PISTON	2	-		
18	51456-KZ3-J41	BOLT, PLUG	2	-		
19	51476-MEY-003	RING, WEAR	2	-		
20	51480-KRN-A81	FORK SUB ASSY., R. FR.(SHOWA)	1	-		

F-11

FRONT FORK(CRF250RE)

F 9



Ref. No.	L.O.N.	(Relative ref. Number) Description	F.R.T.
24	5111F5	PROTECTOR, FRONT FORK :RIGHT	0.2
25	5111F4	PROTECTOR, FRONT FORK :LEFT	0.3
	5111H6	PROTECTOR, FRONT FORK :BOTH	0.3

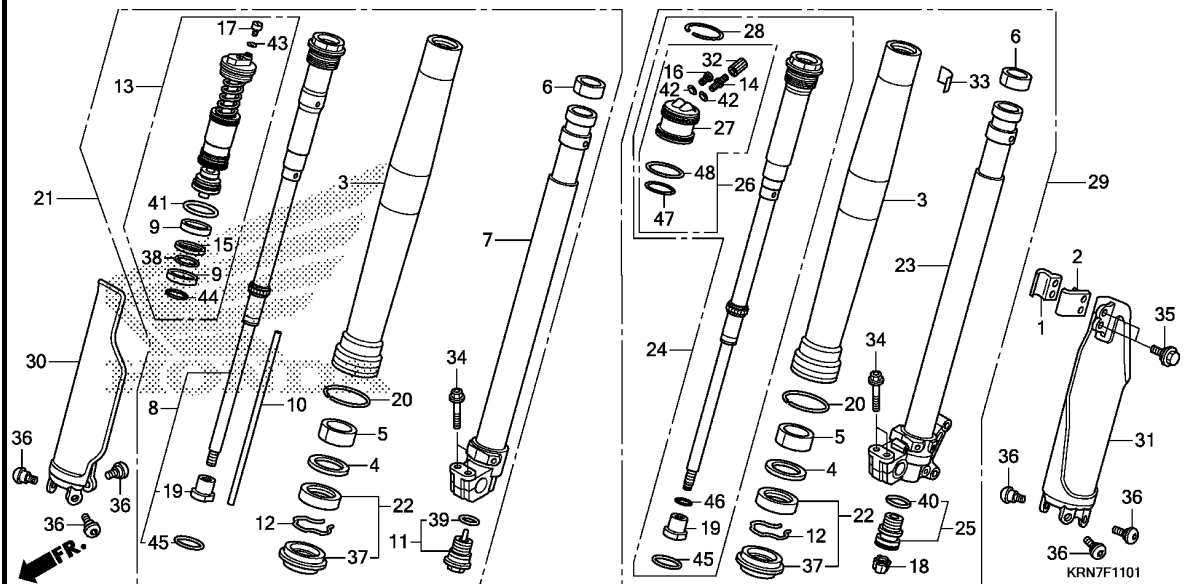
Ref. No.	Part No.	Description	Reqd. QTY		Serial No.	Parts catalogue code
			CRF250R	F		
21	51490-KRN-A41	SEAL SET, FR. FORK	2	-		
22	51520-KRN-A71	PIPE COMP., L. SLIDE	1	-		
23	51580-KRN-A81	FORK SUB ASSY., L. FR.(SHOWA)	1	-		
24	51610-MEN-000ZA	PROTECTOR, R. FR. FORK	1	-		
		TNATURAL	1	-		
25	51620-MEN-000ZA	PROTECTOR, L. FR. FORK	1	-		
		TNATURAL	1	-		
26	90108-KZ4-J40	BOLT, FLANGE, 8X40	4	-		
27	90113-KZ3-000	BOLT, FLANGE, 6MM	2	-		
28	90113-MAC-780	BOLT, PROTECTOR	6	-		
29	91254-KRN-A41	SEAL, DUST	2	-		
30	91256-KRN-A51	O-RING, 31.6X1.8	2	-		
31	91257-KZ3-003	O-RING, 21X1.9	2	-		
32	91258-MEE-D01	O-RING, 39.7X2.4	2	-		
33	91301-KZ3-711	O-RING, 3.5X1.5	2	-		
34	91306-MC7-003	O-RING, 33.5X2	2	-		
35	91351-KRN-A41	O-RING, 47.2X2.4	2	-		

3

F-11-1

FRONT FORK(CRF250RF)

F10



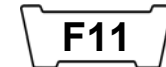
Ref. No.	L.O.N.	(Relative ref. Number) Description	F.R.T.
3	5111S2	TUBE, OUTER(A) :LEFT	1.3
	5111S3	TUBE, OUTER(A) :RIGHT	1.0
	5111S4	TUBE, OUTER(A) :BOTH	2.0
7		(5,6)	
	5111S6	PIPE, SLIDE(A) :RIGHT	1.0
8	5111R2	DAMPER, FRONT FORK(A) :RIGHT	1.0
13		(9,38,41,44)	
	5111R9	BOLT, FRONT FORK(A) :RIGHT	1.0
21	5111C3	FORK ASSY., FRONT :RIGHT	0.4
22	5111Q7	SEAL SET, FRONT FORK(A) :LEFT	1.2
	5111Q8	SEAL SET, FRONT FORK(A) :RIGHT	0.9
	5111Q9	SEAL SET, FRONT FORK(A) :BOTH	1.8
23		(5,6)	
	5111S5	PIPE, SLIDE(A) :LEFT	1.3
	5111S7	PIPE, SLIDE(A) :BOTH	2.0
24	5111S0	DAMPER, FRONT FORK(A) :LEFT	1.3
	5111S1	DAMPER, FRONT FORK(A) :BOTH	2.0
26		(27,42,47,48)	
	5111S8	CAP, CHAMBER	1.2
29	5111C2	FORK ASSY., FRONT :LEFT	0.4
	5111C4	FORK ASSY., FRONT :BOTH	0.5
30	5111F5	PROTECTOR, FRONT FORK :RIGHT	0.2
31	5111F4	PROTECTOR, FRONT FORK :LEFT	0.3
	5111H6	PROTECTOR, FRONT FORK :BOTH	0.3

Ref. No.	Part No.	Description	Reqd. QTY		Serial No.	Parts catalogue code
			CRF250R			
			E	F		
1	45461-MEN-000	CLAMPER A, FR. BRAKE HOSE	-	1		
2	45462-MEN-000	CLAMPER B, FR. BRAKE HOSE	-	1		
3	51410-KRN-A91	TUBE, OUTER	-	2		
4	51412-KRN-A91	RING, BACK UP	-	2		
5	51414-KRN-A91	BUSH, GUIDE	-	2		
6	51415-KRN-A91	BUSH, SLIDER	-	2		
7	51420-KRN-A91	PIPE COMP., R. SLIDE	-	1		
8	51430-KRN-A91	DAMPER COMP., FR.	-	1		
9	51436-KRN-A91	BUSH, SLIDER	-	2		
10	51438-KRN-A91	COLLAR, REBOUND NEEDLE	-	1		
11	51440-KRN-A91	BOLT COMP., CENTER	-	1		
12	51447-KRN-A91	RING, OIL SEAL STOP	-	2		
13	51450-KRN-A91	BOLT ASSY., FR. FORK	-	1		
14	51451-KRN-A91	VALVE COMP., AIR	-	1		
15	51453-KRN-A91	RING, PISTON	-	1		
16	51456-KRN-A91	BOLT, PLUG	-	1		
17	51456-KZ3-J41	BOLT, PLUG	-	1		
18	51457-KRN-A91	CAP, AIR VALVE	-	1		
19	51458-KRN-A91	NUT, LOCK	-	2		
20	51476-KRN-A91	RING, WEAR	-	2		
21	51480-KRN-A91	FORK SUB ASSY., R. FR.(SHOWA)	-	1		
22	51490-KRN-A91	SEAL SET, FR. FORK	-	2		
23	51520-KRN-A91	PIPE COMP., L. SLIDE	-	1		
24	51530-KRN-A91	ROD COMP., JOINT	-	1		
25	51540-KRN-A91	BOLT COMP., SEALING	-	1		

3

F-11-1

FRONT FORK(CRF250RF)



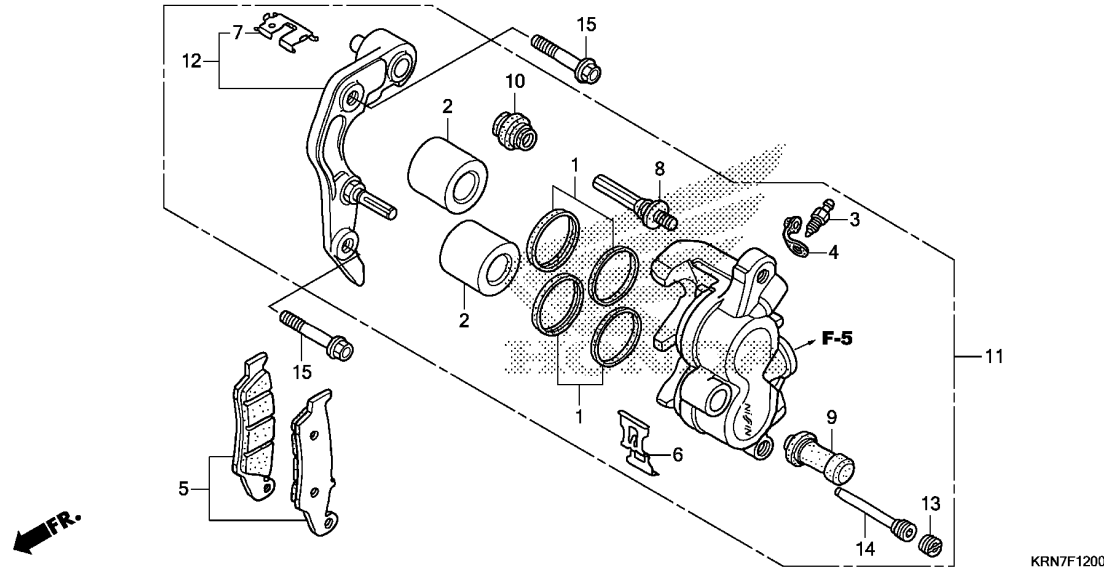
Ref. No.	Part No.	Description	Reqd. QTY		Serial No.	Parts catalogue code
			CRF250R	E F		
26	51550-KRN-A91	CAP COMP., CHAMBER	-	1		
27	51552-KRN-A91	CAP, CHAMBER	-	1		
28	51555-KRN-A91	RING, STOPPER	-	1		
29	51580-KRN-E91	FORK SUB ASSY., L. FR.(SHOWA)	-	1	-----	ED
	51580-KRN-T91	-	1	-----	TH
	51580-KRN-A91	-	1	-----	U
30	51610-MEN-000ZE	PROTECTOR, R. FR. FORK				
	NH196ROSS WHITE	-	1		
31	51620-MEN-000ZE	PROTECTOR, L. FR. FORK				
	NH196ROSS WHITE	-	1		
32	52425-169-003	CAP, AIR VALVE	-	1		
33	87528-KRN-E90	LABEL, FR. FORK	-	1	-----	ED
	87528-KRN-T90	-	1	-----	TH
	87528-KRN-A90	-	1	-----	U
34	90108-KZ4-J40	BOLT, FLANGE, 8X40	-	4		
35	90113-KZ3-000	BOLT, FLANGE, 6MM	-	2		
36	90113-MAC-780	BOLT, PROTECTOR	-	6		
37	91254-KRN-A91	SEAL, DUST	-	2		
38	91256-KRN-A91	O RING, 31.6X1.8	-	1		
39	91257-KRN-A91	O RING, 22.1X1.9	-	1		
40	91257-MEB-751	O-RING, 27.7X1.9	-	1		
41	91258-GF4-003	O-RING, 42.2X2.4	-	1		
42	91301-469-003	O-RING, 5.8X1.9	-	2		
43	91301-KZ3-711	O-RING, 3.5X1.5	-	1		
44	91302-MA3-661	O-RING, 35.5X2	-	1		
45	91351-KRN-A41	O-RING, 47.2X2.4	-	2		
46	91351-MEN-A11	O-RING, 9.5X1.5	-	1		
47	91358-KRN-A91	O-RING, 36.5X2.0	-	1		
48	91358-MA6-003	O-RING, 39.5X2.0	-	1		



F-12

FRONT BRAKE CALIPER

F12



Ref. No.	L.O.N.	(Relative ref. Number) Description	F.R.T.
2		(1)	
7111D1		PISTON, FRONT BRAKE CALIPER ..	0.5
		.INCLUDES: Bleed brakes	
		.NOTE: Same time for two units	
5		SHOE(PAD) SET, BRAKE :FRONT ..	0.1
11		CALIPER, FRONT BRAKE	0.4
		.INCLUDES: Bleed brakes	
12		BRACKET, FRONT CALIPER	0.2

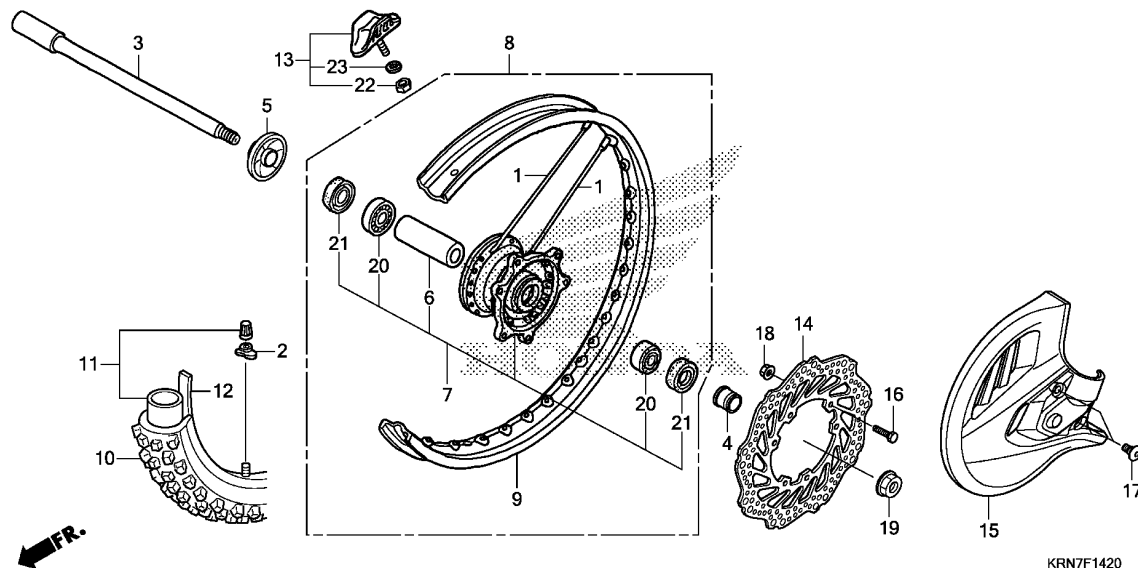
3

Ref. No.	Part No.	Description	Reqd. QTY		Serial No.	Parts catalogue code
			CRF250R			
			E	F		
1	06431-MA3-405	SEAL SET, PISTON	2	2		
2	43107-MBG-006	PISTON, 27X27	2	-		
	45107-KZ4-J31	PISTON	-	2		
3	43352-568-003	SCREW, BLEEDER(NISSIN)	1	1		
4	43353-461-771	CAP, BLEEDER	1	1		
5	45105-MY6-415	PAD SET, FR.	1	1		
6	45108-MY1-006	SPRING, PAD	1	1		
7	45112-KS6-701	RETAINER	1	1		
8	45131-HA5-672	BOLT A, PIN	1	1		
9	45132-166-016	BOOT, PIN BUSH(NISSIN)	1	1		
10	45133-MA3-006	BOOT B	1	1		
11	45150-MEN-A51	CALIPER SUB ASSY., L. FR. BRAKE(NISSIN)	1	-		
	45150-MEN-006	-	1		
12	45190-MEN-006	BRACKET SUB ASSY., L. FR. CALIPER	1	1		
13	45203-MG3-016	PLUG, PIN	1	1		
14	45215-HA5-672	PIN, HANGER	1	1		
15	90110-KZ4-J40	BOLT, FLANGE, 8X40	2	2		

F-14-20

FRONT WHEEL

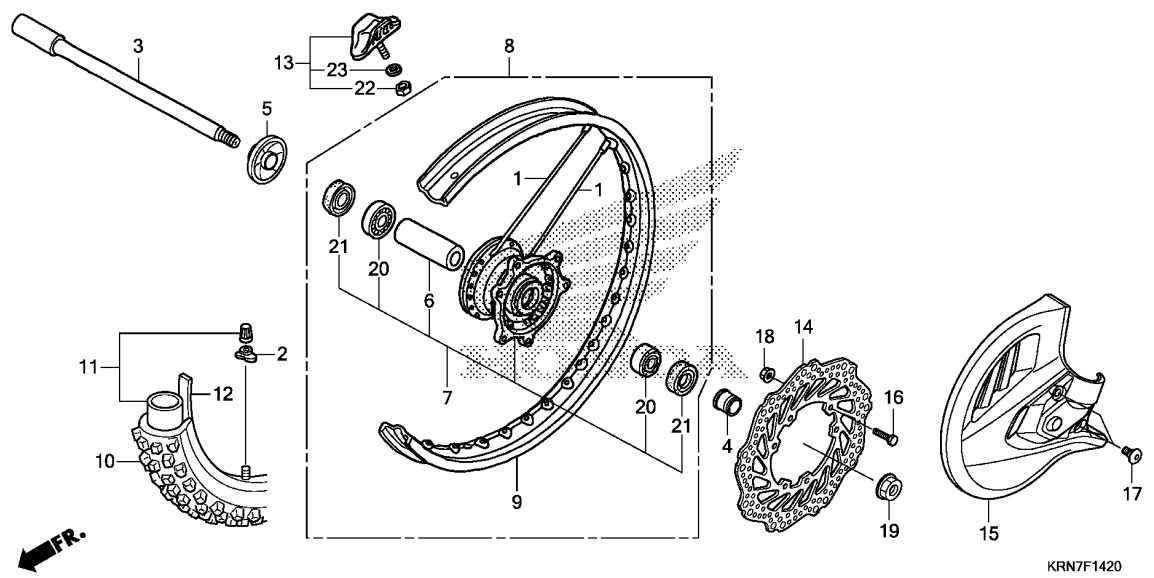
F13



Ref. No.	L.O.N.	(Relative ref. Number) Description	F.R.T.
3	(21)		
710151		AXLE, FRONT WHEEL	0.2
7	(1)		
710103		HUB, FRONT WHEEL	2.4
8		FRONT WHEEL	0.9
9		RIM, WHEEL :FRONT	2.3
10	(12)		
710139		FRONT TIRE(ONE)	0.8
11	(12)		
710140		TUBE, FRONT TIRE(ONE)	0.8
14		DISC, FRONT BRAKE	0.3
15		COVER, FRONT DISC	0.2
20		BEARING, FRONT WHEEL(ONE)	0.4
710115G		.Replace 1 bearing add	0.1

Ref. No.	Part No.	Description	Reqd. QTY		Serial No.	Parts catalogue code
			CRF250R E	F		
1	06440-MEN-840	SPOKE SET, FR.(240MM)	36	36		
2	42714-KA3-710	CAP, VALVE	1	1		
3	44301-MEN-000	AXLE, FR. WHEEL	1	1		
4	44311-KRN-A70	COLLAR, L. FR. WHEEL	1	1		
5	44312-KRN-A30	COLLAR COMP., R. FR. WHEEL ..	1	1		
6	44620-MEN-A50	COLLAR, FR. WHEEL DISTANCE ..	1	1		
7	44635-MEN-A50	HUB SUB ASSY., FR.	1	1		
8	44650-MEN-A50	WHEEL SUB ASSY., FR.	1	1		
9	44701-MEN-A11	RIM, FR. WHEEL(21X1.60)	1	1		
10	44711-KRN-A71	TIRE, FR.(DUNLOP)				
		(80/100-21 51M)	1	-		
	44711-KRN-A91	-	1		
11	44712-400-004	TUBE, TIRE(DUNLOP)(80/100-21)	1	1		
12	44713-KS6-641	FLAP, TIRE(DUNLOP)(80/100-21)	1	1		
13	44715-MA0-770	STOPPER, BEAD(1.60)	1	1		
14	45351-KRN-A30	DISK, FR. BRAKE	1	-		
	45351-KRN-A90	-	1		
15	51614-KRN-A70ZA	COVER, FR. DISK				
		TNATURAL.....NATURAL	1	-		
	51614-KRN-A90ZA	*NH196*.....ROSS WHITE	-	1		
16	90105-MAC-680	BOLT, DISK, 6X19	6	6		
17	90114-MAC-780	BOLT, FR. DISK COVER	2	2		
18	90301-473-003	NUT, U, 6MM(FUSERASHI)	6	6		
19	90301-KZ4-J40	NUT, FR. AXLE	1	1		
20	91062-MAC-681	BEARING, RADIAL BALL, 6904 ..	2	2		

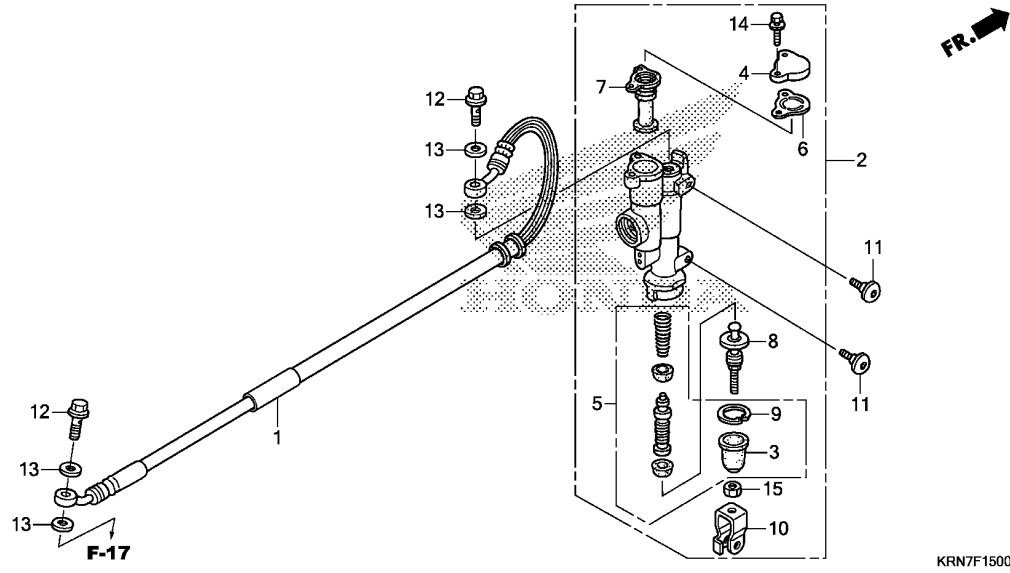
3



Ref. No.	Part No.	Description	Reqd. QTY		Serial No.	Parts catalogue code
			CRF250R E	F		

21	91201-KS6-004	OIL SEAL, 26X37X7 (ARAI)	2	2		
22	94001-08000-0S	NUT, HEX., 8MM	1	1		
23	94111-08000	WASHER, SPRING, 8MM	1	1		

3



Ref. No.	L.O.N.	(Relative ref. Number) Description	F.R.T.
1	712130	HOSE, REAR BRAKEINCLUDES: Bleed brakes	0.6
2	712125	CYLINDER, REAR BRAKE MASTER .. .INCLUDES: Bleed brakes	0.4
5	7121H0	PISTON SET, REAR BRAKE MASTER .INCLUDES: Bleed brakes	0.5
7	7121G7	DIAPHRAGM, REAR BRAKE MASTER CYLINDER	0.1

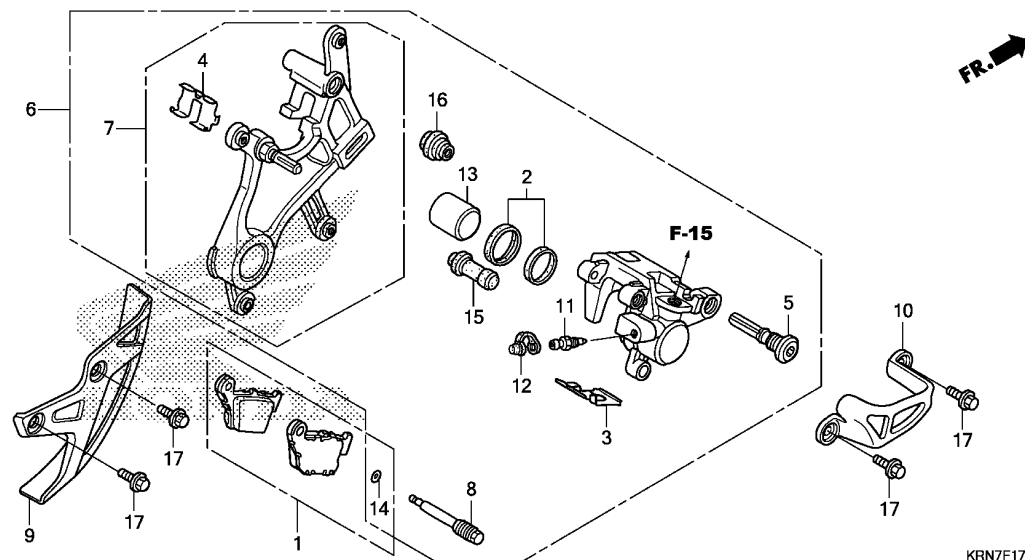
Ref. No.	Part No.	Description	Reqd. QTY		Serial No.	Parts catalogue code
			CRF250R E	F		
1	43310-MEN-A81	HOSE COMP., RR. BRAKE	1	1		
2	43500-KZ4-J43	CYLINDER ASSY., RR. BRAKE MASTER(NISSIN)	1	1		
3	43504-MB2-006	BOOT COMP.	1	1		
4	43513-KZ4-J41	CAP, MASTER CYLINDER	1	1		
5	43520-KZ4-J43	PISTON SET, MASTER CYLINDER -	1	1		
6	43521-KZ4-J41	PLATE, DIAPHRAGM	1	1		
7	43522-KZ4-J41	DIAPHRAGM	1	1		
8	43530-KZ4-J41	ROD COMP., PUSH	1	1		
9	46182-MEL-D21	CIRCLIP	1	1		
10	46504-KZ4-J41	JOINT, BRAKE ROD	1	1		
11	90114-MAC-780	BOLT, FR. DISK COVER	2	2		
12	90145-MS9-612	BOLT, OIL, 10X22	2	2		
13	90545-300-000	WASHER, OIL BOLT	4	4		
14	93401-04016-00	BOLT-WASHER, 4X16	2	2		
15	94002-06000-0S	NUT, HEX., 6MM	1	1		



F-17

REAR BRAKE CALIPER

F16



Ref. No.	L.O.N.	(Relative ref. Number) Description	F.R.T.
1	711140	SHOE(PAD) SET, BRAKE :REAR ...	0.1
6	711155	CALIPER, REAR BRAKEINCLUDES: Bleed brakes	0.6
7	7111C1	BRACKET, REAR CALIPER	0.5
9	4131A7	COVER, REAR DISC	0.4
10	7111C9	GUARD, REAR CALIPER	0.1
13	7111D5	(2) PISTON, REAR BRAKE CALIPERINCLUDES: Bleed brakes	0.7

KRN7F1700

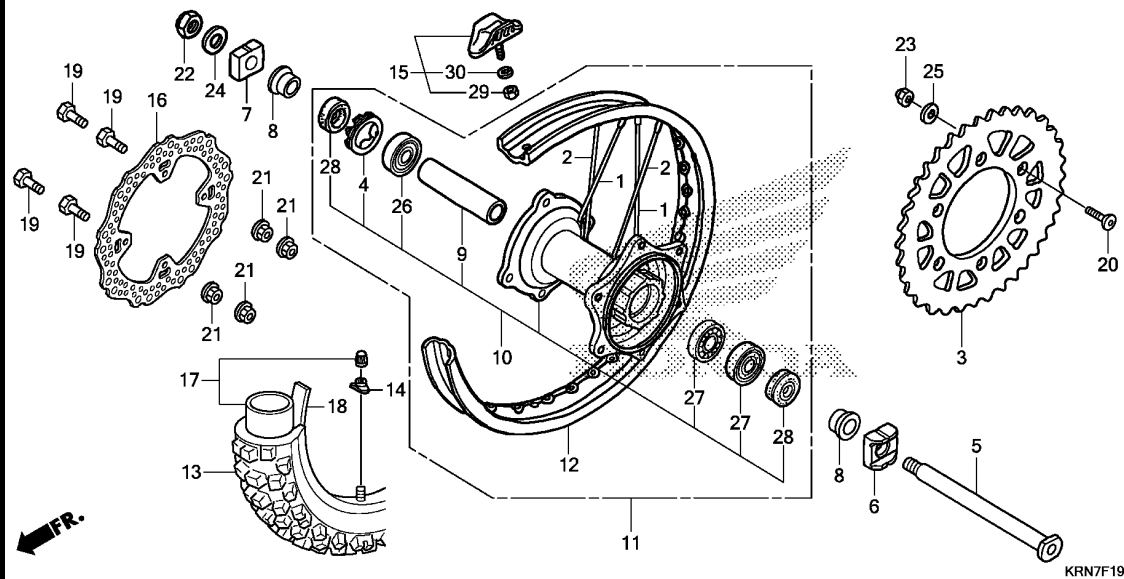
3

Ref. No.	Part No.	Description	Reqd. QTY		Serial No.	Parts catalogue code
			CRF250R E	F		
1	06435-KRN-712	PAD SET, RR.	1	1		
2	06451-MZ2-405	SEAL SET, PISTON	1	1		
3	43108-KZ4-J41	SPRING, PAD	1	1		
4	43112-KZ4-J41	RETAINER, BRACKET	1	1		
5	43131-KW3-006	BOLT, PIN	1	1		
6	43150-KRN-711	CALIPER SUB ASSY., RR. BRAKE (NISSIN)	1	1		
7	43190-KRN-711	BRACKET SUB ASSY., RR.	1	1		
8	43215-KZ4-J41	PIN, HANGER	1	1		
9	43330-KRN-A70ZA	COVER, RR. DISK *TNATURAL*.....NATURAL	1	-		
	43330-KRN-A70ZB	*NH1*.....BLACK	-	1		
10	43340-MEY-000ZA	GUARD, RR. CALIPER *TNATURAL*.....NATURAL	1	-		
	43340-MEN-A20	-	1		
11	43352-568-003	SCREW, BLEEDER(NISSIN)	1	1		
12	43353-461-771	CAP, BLEEDER	1	1		
13	45107-MCT-006	PISTON(22 A)	1	1		
14	45111-MAJ-641	RING, STOPPER	1	1		
15	45132-166-016	BOOT, PIN BUSH(NISSIN)	1	1		
16	45133-MA3-006	BOOT B	1	1		
17	90004-GHB-600	BOLT, FLANGE, 6X10(NSHF)	4	-		
	90101-KRN-A90	-	4		

F-19-20

REAR WHEEL

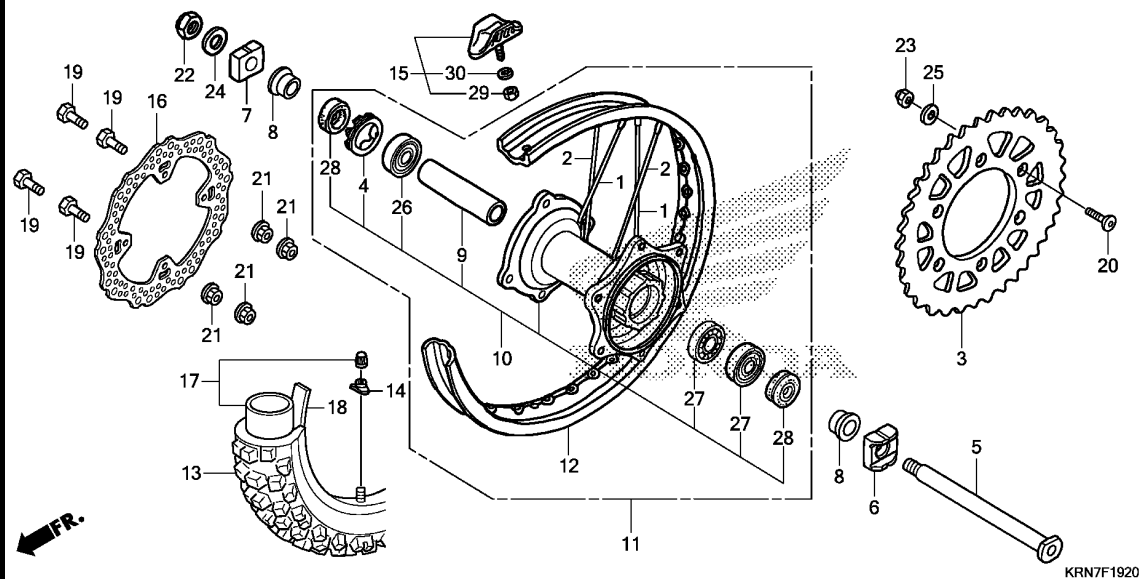
G 1



Ref. No.	L.O.N.	(Relative ref. Number) Description	F.R.T.
3	7101A0	SPROCKET, FINAL DRIVEN	0.4
5	(28)		
5	710160	AXLE, REAR WHEEL	0.3
10	(1,2)		
10	710121	HUB, REAR WHEEL	2.5
11	710118	REAR WHEEL	1.0
12	710127	RIM, WHEEL :REAR	2.4
13	(18)		
13	710142	REAR TIRE(ONE)	0.9
16	711145	DISC, REAR BRAKE	0.4
17	(18)		
17	7101A7	TUBE, REAR TIRE(ONE)	0.9
26	(27)		
26	710133	BEARING, REAR WHEEL(ONE)	0.5
	710133G	.Replace 1 bearing add	0.1
	710133A	.Replace 2 bearings add	0.2

Ref. No.	Part No.	Description	Reqd. QTY	Serial No.	Parts catalogue code
			CRF250R E F		
1	06420-KRN-710	SPOKE SET, RR. (INSIDE)	16 16		
2	06421-KRN-710	SPOKE SET, RR. (OUTSIDE)	16 16		
3	41201-KZ3-J40	SPROCKET, FINAL DRIVEN(49T)	1 1		
	41202-KZ3-J40	SPROCKET, FINAL DRIVEN(48T)	(1) (1)		
	41203-KZ3-J20	SPROCKET, FINAL DRIVEN(50T)	(1) (1)		
4	41231-KZ4-J20	RETAINER, RR. WHEEL BEARING	1 1		
5	42301-KRN-A30	AXLE, RR. WHEEL	1 1		
6	42305-KRN-A30	COLLAR, L. RR. AXLE	1 1		
7	42306-KZ4-J20	COLLAR, R. RR. AXLE	1 1		
8	42311-KRN-A30	COLLAR, RR. WHEEL SIDE	2 2		
9	42620-KZ4-J20	COLLAR, RR. WHEEL DISTANCE	1 1		
10	42635-MEN-A70	HUB SUB ASSY., RR.	1 1		
11	42650-KRN-A80	WHEEL SUB ASSY., RR.	1 1		
12	42701-KRN-A41	RIM, RR. WHEEL(19X1.85)	1 1		
13	42711-KRN-A71	TIRE, RR.(DUNLOP)	1 -		
		(100/90-19 57M)	- 1		
14	42711-KRN-A91		1 1		
14	42714-KA3-710	CAP, VALVE	1 1		
15	42715-KA2-680	STOPPER, BEAD(1.85)	1 1		
16	43351-KRN-A30	DISK, RR. BRAKE	1 -		
	43351-KRN-A90		- 1		
17	44712-300-004	TUBE, TIRE(DUNLOP)(100/100-19)	1 1		
18	44713-300-004	FLAP, TIRE(DUNLOP)	1 1		
19	90105-MAC-680	BOLT, DISK, 6X19	4 4		

3

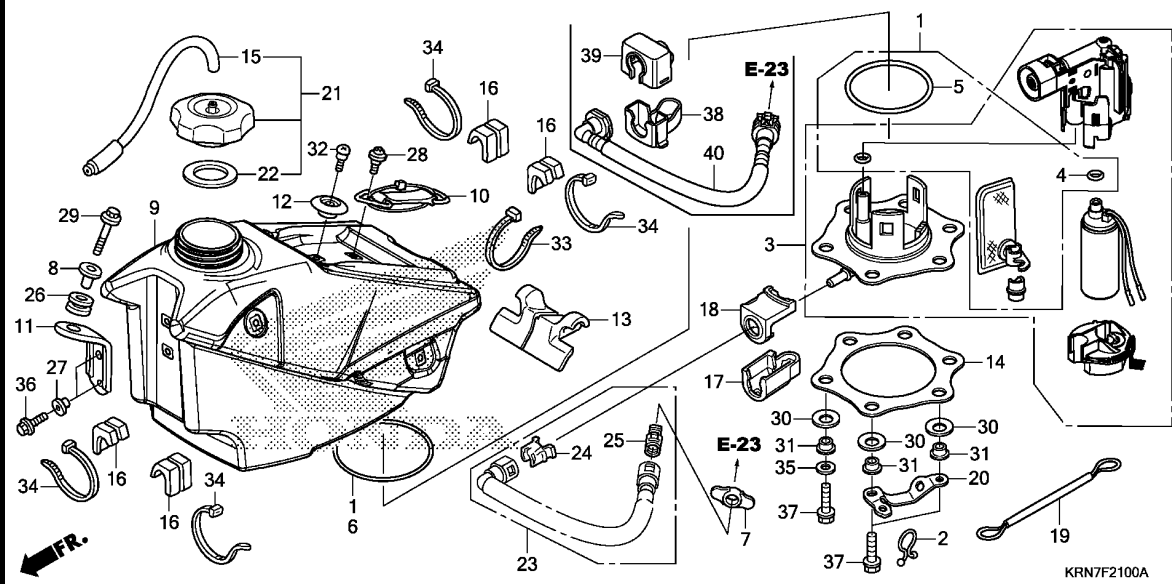


Ref. No.	Part No.	Description	Reqd. QTY		Serial No.	Parts catalogue code
			CRF250R E	F		
20	90125-KA4-000	SCREW, FLAT, 8X31	6	6		
21	90301-473-003	NUT, U, 6MM(FUSERASHI)	4	4		
22	90305-KZ4-J20	NUT, U, 22MM	1	1		
23	90309-ML3-791	NUT, U, 8MM(FUSE RASHI)	6	6		
24	90401-KZ4-J20	WASHER, 22X35X2	1	1		
25	90465-MC4-000	WASHER, 8MM	6	6		
26	91051-KZ4-J21	BEARING, RADIAL BALL, 69052RS	1	1		
27	91052-KZ4-J21	BEARING, RADIAL BALL, 6905RS	2	2		
28	91251-KZ4-J21	DUST SEAL, 32X43X7	2	2		
29	94001-08000-0S	NUT, HEX., 8MM	1	1		
30	94111-08000	WASHER, SPRING, 8MM	1	1		

F-21

FUEL TANK

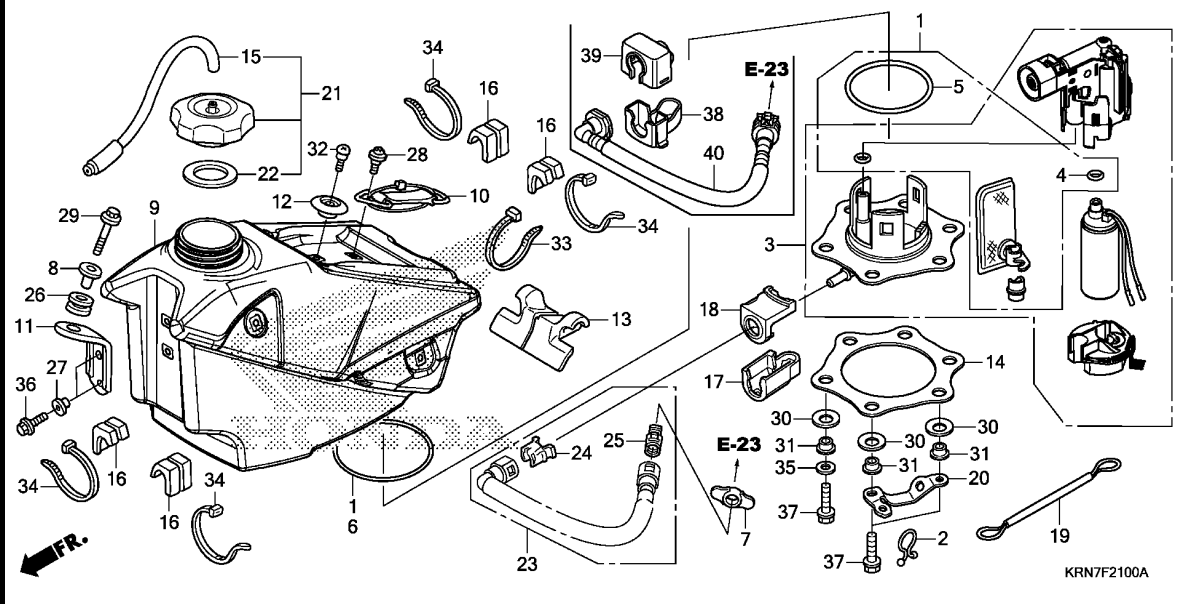
G 3



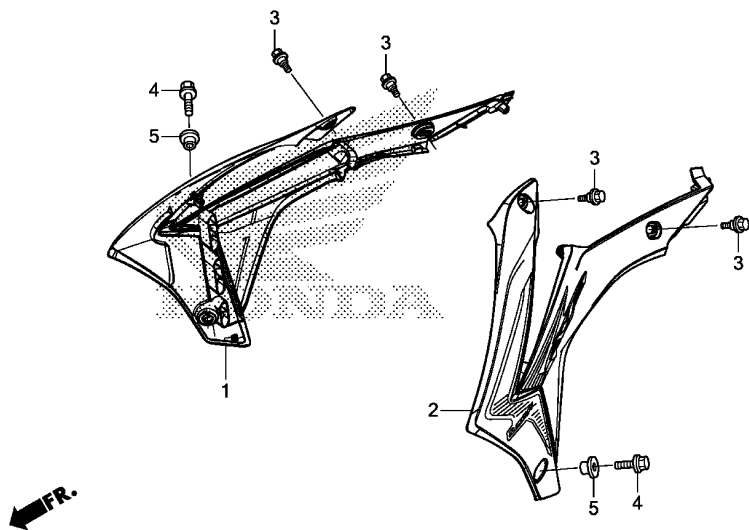
Ref. No.	L.O.N.	(Relative ref. Number) Description	F.R.T.
1		(4)	
3101C7		FILTER, FUEL	0.7
3		(5,6)	
310120		PUMP ASSY., FUEL	0.6
9		310100 TANK, FUEL	0.5
23		(40)	
310162		HOSE, FUEL FEED	0.6

Ref. No.	Part No.	Description	Reqd. QTY		Serial No.	Parts catalogue code
			CRF250R	E F		
1	06160-MEN-A50	FILTER KIT, FUEL	1	1		
2	15712-PD1-811	CLIP, BREATHER TUBE PROTECTOR	1	1		
3	16700-MEN-A52	PUMP ASSY., FUEL	1	1		
4	16702-KPC-D50	O-RING, 8.6X1.9	1	1		
5	16711-MEN-A30	O-RING, 3.7X73.9	1	1		
6	16712-MEN-A30	O-RING, 2.4X88.4	1	1		
7	16719-HN8-A61	RUBBER, FUEL JOINT	1	-		
8	17509-KZ3-B00	COLLAR, TANK SETTING	1	1		
9	17510-MEN-A70	TANK COMP., FUEL	1	1		
10	17516-KZ3-B00	BAND, TANK RR.	1	1		
11	17516-MEN-A30	STAY, FUEL TANK FR.	1	1		
12	17518-KZ4-710	COLLAR, SEAT FR.	1	1		
13	17518-MEN-A70	RUBBER, FUEL TANK MOUNTING ..	1	1		
14	17519-MEN-A30	PLATE, FUEL PUMP	1	1		
15	17521-MEN-A30	TUBE COMP., FUEL CAP BREATHER	1	1		
16	17522-MEN-730	RUBBER, TANK SIDE MOUNTING ..	4	4		
17	17575-MEN-A30	COVER, FUEL CONNECTOR	1	-		
18	17576-MEN-A30	RUBBER, FUEL CONNECTOR	1	-		
19	17577-MEN-A30	CABLE, FUEL TANK STOPPER	1	1		
20	17578-MEN-A30	GUIDE, STOPPER CABLE	1	1		
21	17620-MEN-A30	CAP ASSY., FUEL TANK	1	1		
22	17624-KT1-780	PACKING, FUEL CAP	1	1		
23	17630-KRN-A41	HOSE ASSY., FUEL FEED	1	-		
24	17711-SOX-931	RETAINER(BLUE GREEN)(TOKAI) ..	1	-		
25	17711-SOX-A31	RETAINER(GREEN)(TOKAI)	1	-		

3



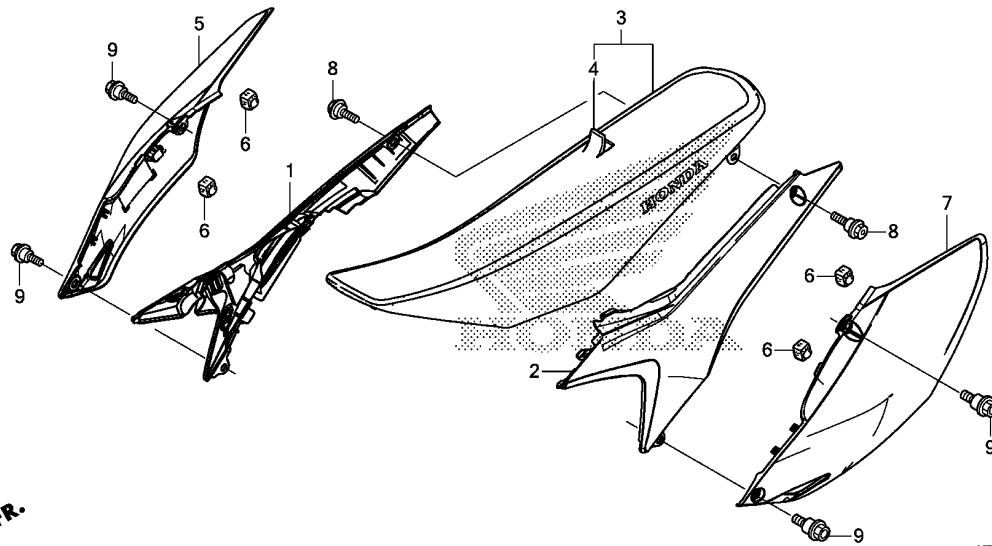
Ref. No.	Part No.	Description	Reqd. QTY		Serial No.	Parts catalogue code
			CRF250R	E F		
26	18334-ML3-680	RUBBER, SILENCER	1	1		
27	84706-415-000	COLLAR	2	2		
28	90105-MEN-730	SCREW, 5X12	1	1		
29	90108-MEN-A60	BOLT, 6X30	1	1		
30	90502-MEN-A30	WASHER, CONICAL SPRING FUEL PUMP	6	6		
31	90503-MEN-A31	COLLAR, FUEL PUMP	6	6		
32	91422-MT8-770	SCREW, SPECIAL, 5MM	1	1		
33	91560-MEN-A30	TY-RAP, CABLE (240MM)	1	1		
34	91560-MS8-600	TY-RAP, CABLE	4	4		
35	94101-06000	WASHER, PLAIN, 6MM	4	4		
36	96001-06016-00	BOLT, FLANGE, 6X16	2	2		
37	96001-06020-00	BOLT, FLANGE, 6X20	6	6		
38	17575-KRN-A90	COVER, FUEL CONNECTOR	-	1		
39	17576-KRN-A90	RUBBER, FUEL CONNECTOR	-	1		
40	17630-KRN-A91	HOSE COMP., FUEL FEED	-	1		



KRN7F2200

Ref. No.	L.O.N.	(Relative ref. Number) Description	F.R.T.
1	1151A0	SHROUD, RADIATOR :RIGHT	0.1
2	115126	SHROUD, RADIATOR :LEFT	0.1
	1151A5	SHROUD, RADIATOR :BOTH	0.1

Ref. No.	Part No.	Description	Reqd. QTY		Serial No.	Parts catalogue code
			CRF250R E	F		
1	19071-KRN-A80ZA	SHROUD SET, R. RADIATOR(WL)	1	-		
		TYPE1	-	1		
2	19072-KRN-A80ZA	SHROUD SET, L. RADIATOR(WL)	1	-		
		TYPE1	-	1		
3	90101-KRN-730	BOLT, SPECIAL, 5X9	4	4		
4	90105-MEN-A60	BOLT, 6X18	2	2		
5	90504-MEY-670	COLLAR, ENGINE GUARD	2	2		



KRN7F2300

Ref. No.	L.O.N.	(Relative ref. Number) Description	F.R.T.
1	3121A7	COVER, AIR CLEANER CASE SIDE :RIGHT	0.1
2	3121A6	COVER, AIR CLEANER CASE SIDE :LEFT	0.1
	3121G0	COVER, AIR CLEANER CASE SIDE :BOTH	0.2
3	413150	SEAT	0.1
5	4111H9	COVER, SIDE :RIGHT	0.1
7	4111H8	COVER, SIDE :LEFT	0.1
	4111J0	COVER, SIDE :BOTH	0.2

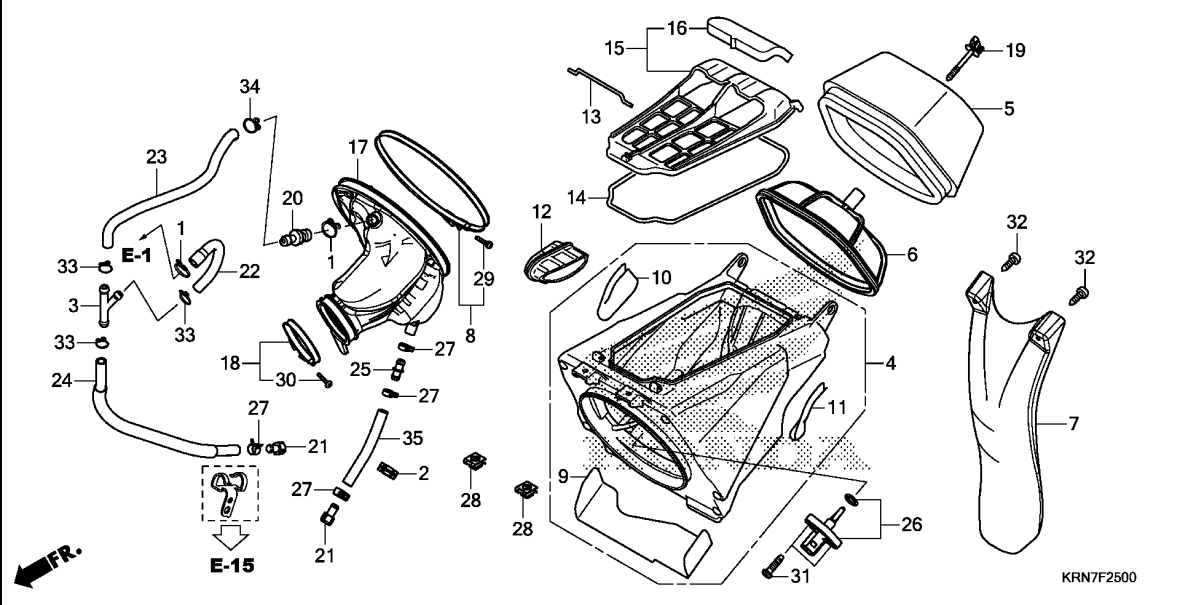
3

Ref. No.	Part No.	Description	Reqd. QTY		Serial No.	Parts catalogue code
			CRF250R E	F		
1	17231-MEN-E70ZA	COVER, R. AIR CLEANER BOX *NH196*.....ROSS WHITE	1	1		
2	17232-MEN-E70ZA	COVER, L. AIR CLEANER BOX *NH196*.....ROSS WHITE	1	1		
3	77100-MEN-A70ZA	SEAT COMP. *TYPE1*.....	1	1		
4	77101-MEN-A70	LEATHER COMP., SEAT (NO LETTERS PRINTED)	1	1		
5	83510-MEN-A70ZA	COVER COMP., R. SIDE *NH196*.....ROSS WHITE	1	1		
6	83515-MEN-A70	RUBBER, SIDE COVER STOPPER ..	4	4		
7	83610-MEN-A70ZA	COVER COMP., L. SIDE *NH196*.....ROSS WHITE	1	1		
8	90121-MEN-A70	BOLT, SPECIAL, 8MM	2	2		
9	90126-MEN-A70	BOLT, SPECIAL, 6MM	4	4		

F-25

AIR CLEANER

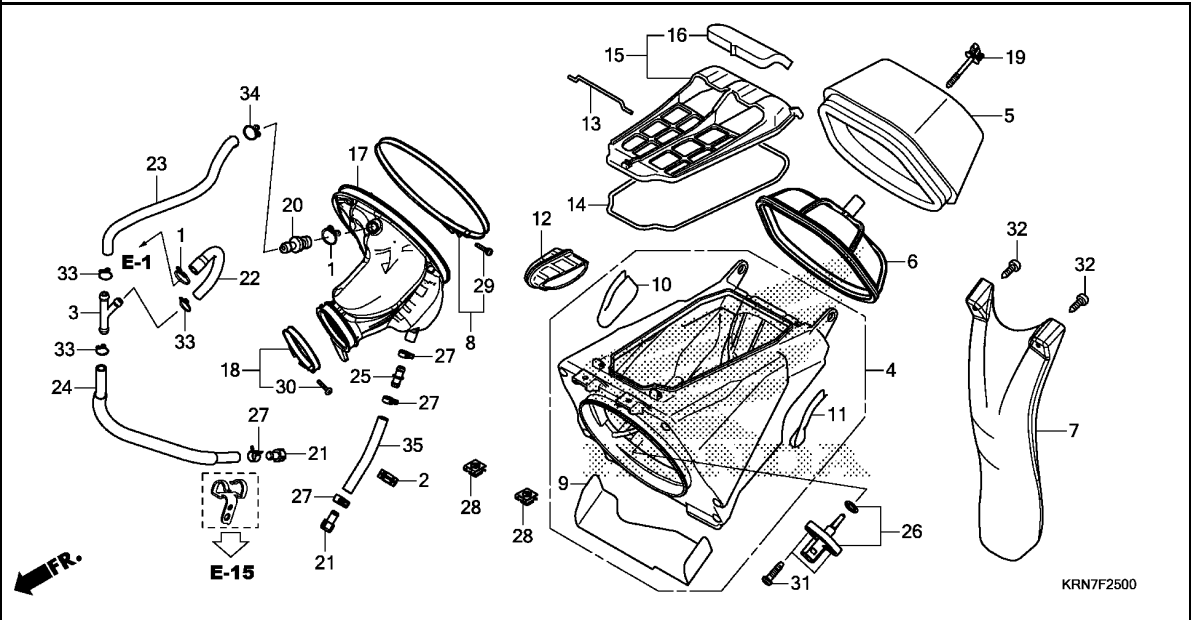
G 7



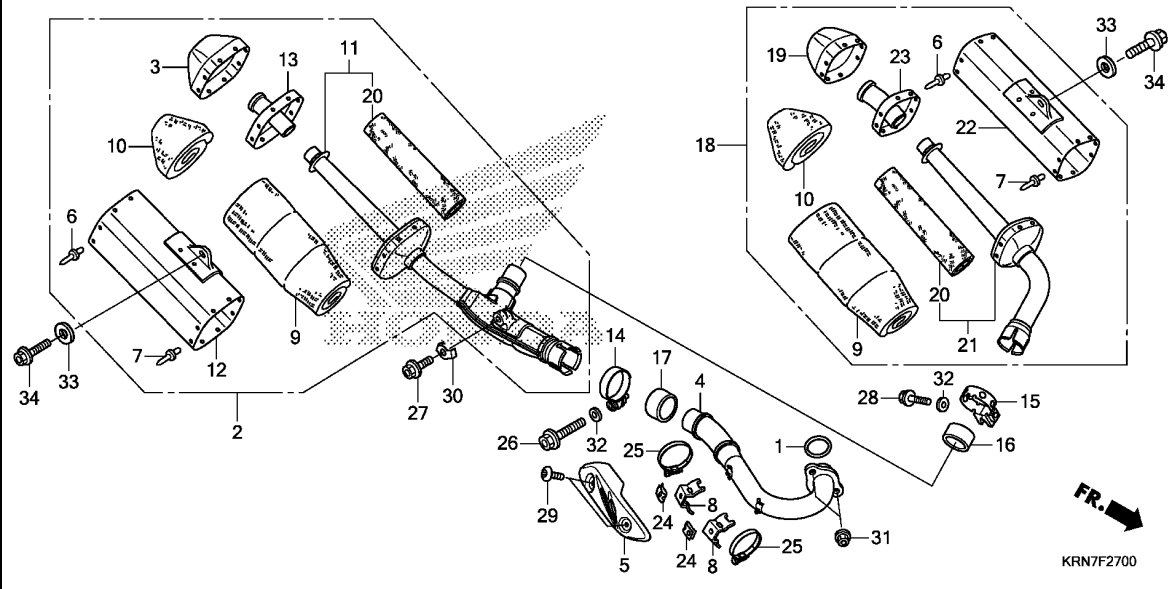
Ref. No.	L.O.N.	(Relative ref. Number) Description	F.R.T.
4	3121A5	CASE, AIR CLEANER	0.7
5	312105	ELEMENT, AIR CLEANER	0.2
6	3121A8	BASE, AIR CLEANER ELEMENT	0.1
7	4131A0	MUDGUARD, AIR CLEANER CASE ...	0.1
17	3121B6	TUBE, AIR CLEANER CONNECTING ..	0.6
26	617120	SENSOR, AIR TEMP	0.2

Ref. No.	Part No.	Description	Reqd. QTY		Serial No.	Parts catalogue code
			CRF250R			
			E	F		
1	15771-551-000	CLIP, OIL DRAIN TUBE	2	2		
2	16731-MEN-A71	CLIP, TUBE	1	1		
3	16959-MY1-000	JOINT, FUEL TUBE	1	1		
4	17210-MEN-E70	CASE, AIR CLEANER	1	1		
5	17213-MEN-A70	ELEMENT, AIR CLEANER	1	1		
6	17214-MEN-A70	BASE ASSY., ELEMENT	1	-		
	17214-KRN-A90	-	1		
7	17218-MEN-A70	MUDGUARD	1	1		
8	17221-MEN-A30	BAND, AIR CLEANER CONNECTING TUBE(171)	1	1		
9	17221-MEN-A70	GUARD, HEAT	1	1		
10	17222-MEN-A70	GUARD, R. HEAT	1	1		
11	17223-MEN-A70	GUARD, L. HEAT	1	1		
12	17225-MEN-E70	DUCT, INLET	1	1		
13	17227-MEN-E70	SPRING, AIR CLEANER LID	1	1		
14	17228-MEN-E70	SEAL, AIR CLEANER	1	1		
15	17236-KRN-E80	LID ASSY., AIR CLEANER	1	1		
16	17237-KRN-E80	MAT, AIR CLEANER LID	1	1		
17	17253-KRN-A80	TUBE, AIR CLEANER CONNECTING	1	1		
18	17255-MEN-A70	BAND, AIR CLEANER CONNECTING TUBE(60MM)	1	1		
19	17291-MEB-670	BOLT, AIR CLEANER ELEMENT SETTING	1	1		
20	17359-MAG-L00	JOINT, BREATHER TUBE	1	1		
21	17370-419-700	PLUG, BREATHER TUBE	2	2		

3



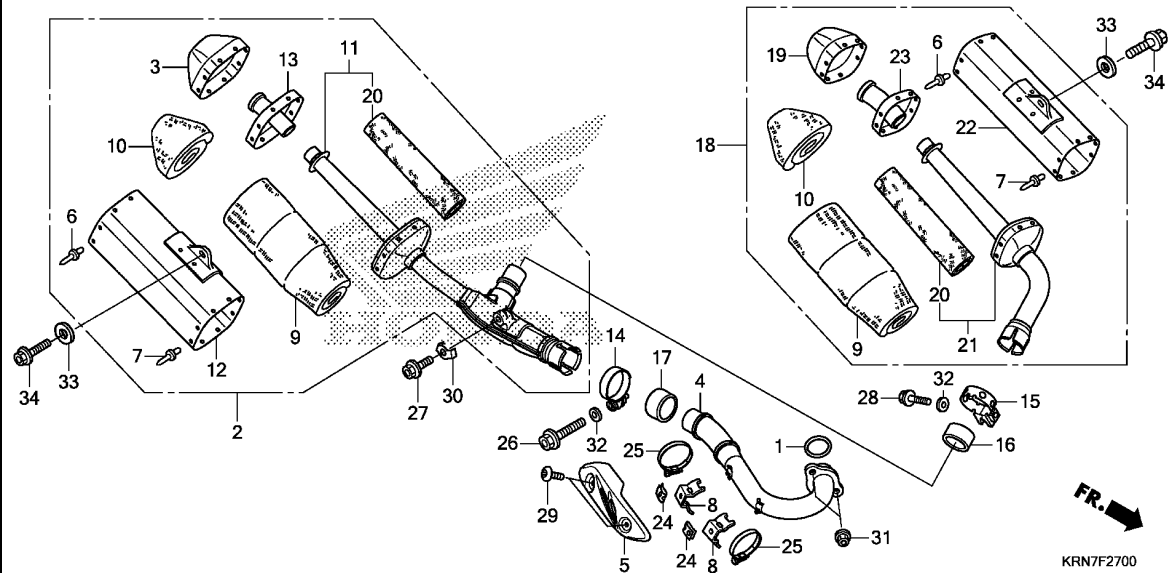
Ref. No.	Part No.	Description	Reqd. QTY		Serial No.	Parts catalogue code
			CRF250R	E F		
22	17372-KRN-A80	TUBE A, BREATHER	1	1		
23	17374-KRN-A80	TUBE B, BREATHER	1	1		
24	17375-KRN-A80	TUBE C, BREATHER	1	1		
25	19102-KT8-000	JOINT, TUBE	1	1		
26	37880-KWW-C01	SENSOR ASSY., AIR TEMP	1	1		
27	43514-KS6-701	CLAMP, MASTER CYLINDER OIL				
		HOSE	4	4		
28	90305-GK8-000	NUT, CLIP, 6MM	2	2		
29	93500-04025-0G	SCREW, PAN, 4X25	1	1		
30	93500-04030-0G	SCREW, PAN, 4X30	1	1		
31	93911-25520	SCREW, TAPPING, 5X20	2	2		
32	93913-25580	SCREW, TAPPING, 5X20	2	2		
33	95002-02120	CLIP, TUBE(B12)	3	3		
34	95002-02130	CLIP, TUBE(B12.5)	1	1		
35	95003-23010-31	TUBE, VINYL, 8X12X100 (95003-23001-60M)	1	1		



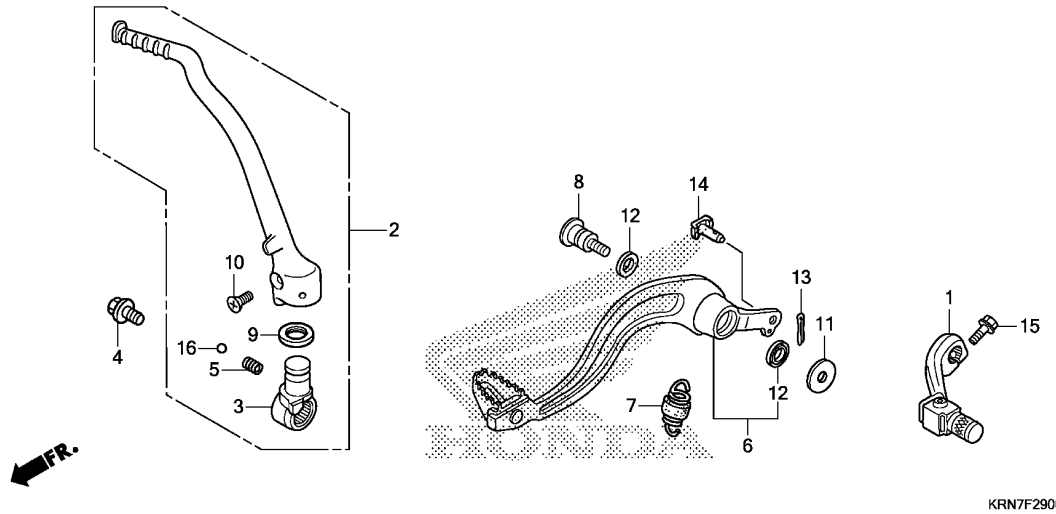
Ref. No.	L.O.N.	(Relative ref. Number) Description	F.R.T.
1	3131B4	GASKET, EXHAUST PIPE	0.3
2	3131B6	MUFFLER :RIGHT	0.3
3	3131F9	CAP, MUFFLER END :RIGHT	1.2
4	313110	PIPE, EXHAUST	0.3
5	3131A6	PROTECTOR, EXHAUST PIPE	0.1
9	3131J9	WOOL, GLASS :LEFT	1.0
	3131K0	WOOL, GLASS :RIGHT	1.2
	3131N7	WOOL, GLASS :BOTH	2.1
11	3131P0	MUFFLER :RIGHT FRONT	1.2
12	3131J5	BODY, MUFFLER :RIGHT	1.2
18	3131B5	MUFFLER :LEFT	0.1
	3131D6	MUFFLER :BOTH	0.3
19	3131F8	CAP, MUFFLER END :LEFT	1.0
21	3131G0	CAP, MUFFLER END :BOTH	2.1
	3131N9	MUFFLER :LEFT FRONT	1.0
	3131P1	MUFFLER :BOTH FRONT	2.1
22	3131J4	BODY, MUFFLER :LEFT	1.0
	3131N8	BODY, MUFFLER :BOTH	2.1

Ref. No.	Part No.	Description	Reqd. QTY		Serial No.	Parts catalogue code
			CRF250R	F		
1	18291-MM5-860	GASKET, EX. PIPE	1	1		
2	18310-KRN-E81	MUFFLER COMP., R.	1	-		
	18310-KRN-E90		-	1		
3	18318-MEN-A70	COVER, R. END	1	-		
	18318-KRN-E90		-	1		
4	18320-KRN-A80	PIPE COMP., EX.	1	1		
5	18323-KRN-A80	PROTECTOR, EX. PIPE	1	1		
6	18324-MEB-670	RIVET, BLIND, 4.8	16	16		
7	18326-KRN-A00	RIVET, BLIND, 3.2	16	16		
8	18327-KRN-A80	STAY, EX. PIPE PROTECTOR	2	2		
9	18334-MEN-A70	PACK, GLASS WOOL CENTER	2	2		
10	18337-KRN-850	WOOL B, GLASS	2	2		
11	18360-KRN-E81	MUFFLER COMP., R. FR.	1	-		
	18360-KRN-E90		-	1		
12	18361-KRN-E81	BODY COMP., R. MUFFLER	1	1		
13	18362-MEN-A70	SEPARATOR COMP.(R.)	1	-		
	18362-KRN-E90		-	1		
14	18374-MG7-701	BAND, L. MUFFLER	1	1		
15	18374-MLO-000	BAND, L. EX. PIPE	1	1		
16	18392-HA7-710	PACKING, EX.	1	1		
17	18392-MK4-000	PACKING, MUFFLER	1	1		
18	18410-KRN-E81	MUFFLER COMP., L.	1	-		
	18410-KRN-E90		-	1		
19	18418-KRN-E80	COVER, L. END	1	-		
	18418-KRN-E90		-	1		
20	18436-KRN-E80	WOOL COMP., SUS	2	-		



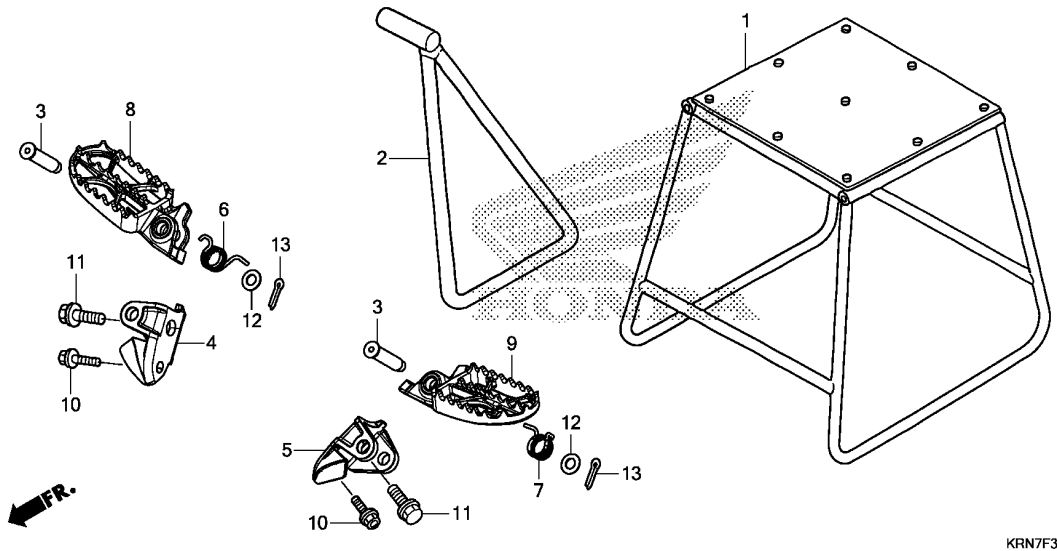


Ref. No.	Part No.	Description	Reqd. QTY		Serial No.	Parts catalogue code
			CRF250R			
			E	F		
20)	18436-KRN-E90	WOOL COMP., SUS	-	2		
	21 18460-KRN-E80	MUFFLER COMP., L. FR.	1	-		
	18460-KRN-E90	-	1		
	22 18461-KRN-E81	BODY COMP., L. MUFFLER	1	1		
	23 18462-KRN-E80	SEPARATOR COMP.(L.)	1	-		
	18462-KRN-E90	-	1		
	24 19508-KA3-710	NUT, SPRING, 6MM	2	2		
	25 19509-MM5-003	CLAMPER, RADIATOR HOSE	2	2		
	26 90108-KZ4-J40	BOLT, FLANGE, 8X40	1	1		
	27 90109-MEN-A30	BOLT, 8X20	1	1		
	28 90124-MEB-770	BOLT, FLANGE, 8X32	1	1		
	29 90170-MEB-670	BOLT, SPECIAL, 6MM	2	2		
	30 90502-MEN-A70	WASHER, FR. MUFFLER STAY	1	1		
	31 94050-08000	NUT, FLANGE, 8MM	2	2		
	32 94102-08800	WASHER, PLAIN, 8MM	2	2		
	33 94103-08000	WASHER, PLAIN, 8MM	2	2		
	34 95701-08025-00	BOLT, FLANGE, 8X25	2	2		



Ref. No.	L.O.N.	(Relative ref. Number) Description	F.R.T.
1	4101A1	PEDAL, GEAR CHANGE	0.1
2	112107	ARM, KICK STARTER	0.1
6	810160	PEDAL, REAR BRAKE	0.2

Ref. No.	Part No.	Description	Reqd. QTY		Serial No.	Parts catalogue code
			CRF250R	E F		
1	24700-KRN-A40	PEDAL COMP., CHANGE	1	1		
2	28300-KRN-A60	ARM ASSY., KICK STARTER	1	1		
3	28302-KRN-A40	JOINT, KICK ARM	1	1		
4	28306-MEN-670	BOLT, KICK JOINT	1	1		
5	28333-KK0-000	SPRING, KICK STARTER	1	1		
6	46510-MEN-730	PEDAL COMP., RR. BRAKE	1	1		
7	46511-KZ4-J00	SPRING ASSY., RR. BRAKE RETURN	1	1		
8	46513-KRN-730	SHAFT, BRAKE PIVOT	1	1		
9	46525-KK0-003	DUST SEAL, 17X20X2.5	1	1		
10	90103-MEN-A30	BOLT, KICK ARM	1	1		
11	90512-KRN-730	WASHER, 26X10.5	1	1		
12	91251-444-000	DUST SEAL, 15X20X2.5	2	2		
13	94201-20120	PIN, SPLIT, 2.0X12	1	1		
14	95015-54000	PIN D, JOINT	1	1		
15	96001-06022-00	BOLT, FLANGE, 6X22	1	1		
16	96211-08000	BALL, STEEL, #8(1/4)	1	1		

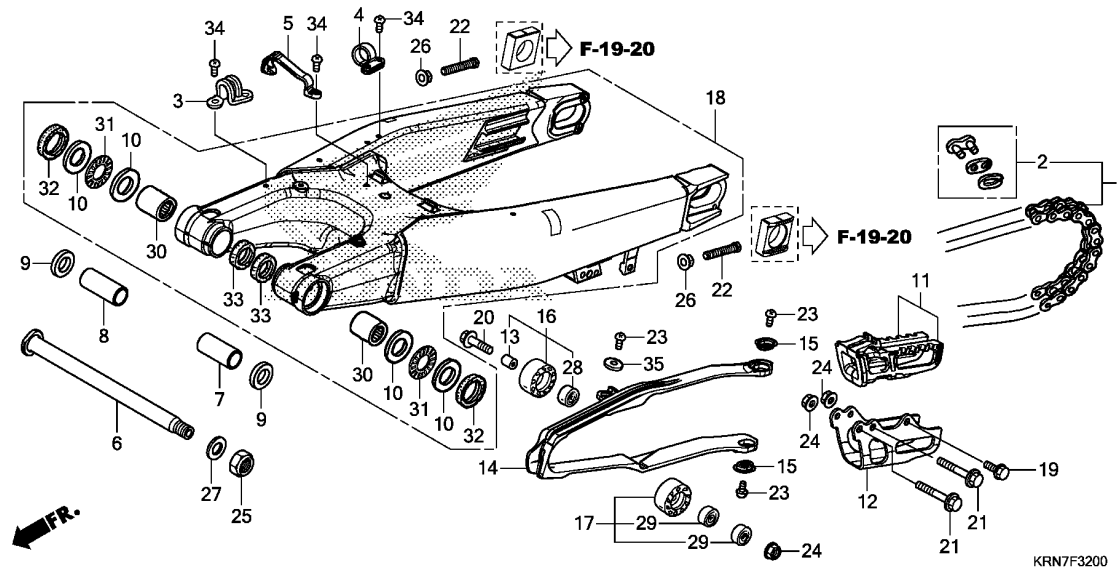


KRN7F3000

Ref. No.	L.O.N.	(Relative ref. Number) Description	F.R.T.
4	4101C4	BRACKET, STEP :RIGHT	0.2
5	4101C3	BRACKET, STEP :LEFT	0.2
	4101N7	BRACKET, STEP :BOTH	0.3
8	(6)		
	4101C6	BAR, MAIN STEP :RIGHT	0.1
9	(7)		
	4101C5	BAR, MAIN STEP :LEFT	0.1
	4101J1	BAR, MAIN STEP :BOTH	0.2

3

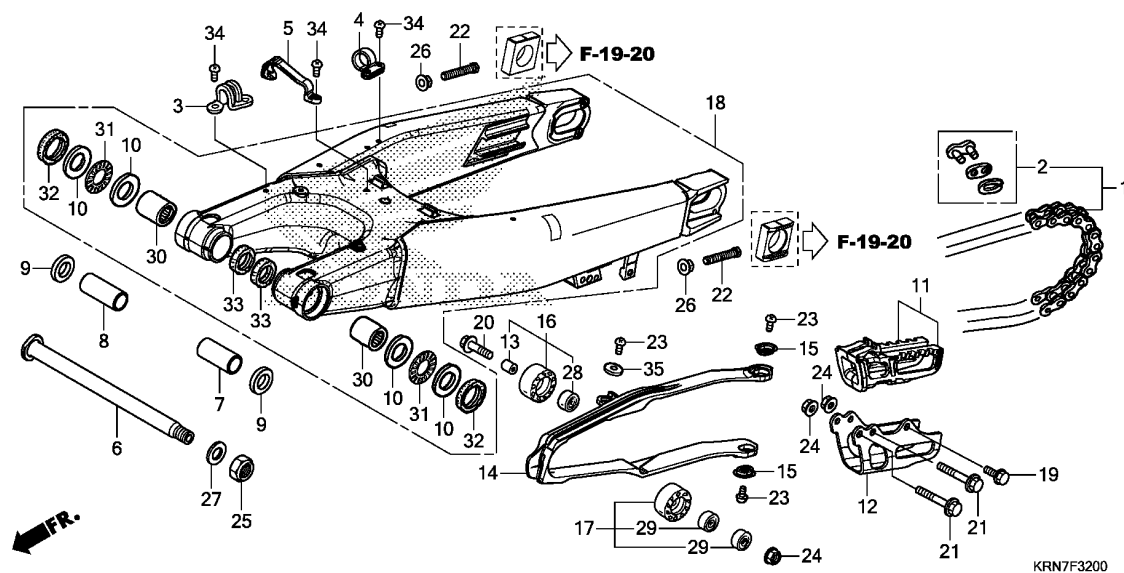
Ref. No.	Part No.	Description	Reqd. QTY		Serial No.	Parts catalogue code
			CRF250R	E F		
1	50500-KA3-820	STAND COMP., MAIN	(1)	(1)		
2	50530-KRN-A70	BAR, SIDE STAND	1	1		
3	50603-KZ4-J40	PIN, STEP JOINT	2	2		
4	50610-MEN-A70	BRACKET, R. STEP	1	1		
5	50611-MEN-A70	BRACKET, L. STEP	1	1		
6	50617-KZ4-J40	SPRING, R. STEP RETURN	1	1		
7	50618-KZ4-J40	SPRING, L. STEP RETURN	1	1		
8	50660-MEN-A60	ARM, R. STEP	1	1		
9	50670-MEN-A60	ARM, L. STEP	1	1		
10	90101-KZ3-J50	BOLT, FLANGE, 8X24	2	2		
11	90101-KZ4-J40	BOLT, STEP, 12MM	2	2		
12	94102-08800	WASHER, PLAIN, 8MM	2	2		
13	94201-25150	PIN, SPLIT, 2.5X15	2	2		



Ref. No.	L.O.N.	(Relative ref. Number) Description	F.R.T.
1	213165	CHAIN, DRIVE	0.2
11		(12)	
14	4101E2	GUIDE, DRIVE CHAIN	0.1
14	4101E5	SLIDER, CHAIN	0.3
16	4101E4	ROLLER, CHAIN TENSIONER	0.1
17	4101E3	ROLLER, CHAIN LOWER	0.1
18	5121B0	SWINGARM ASSEMBLY	1.1
30	5121C8	BEARING, SWINGARM PIVOT :LEFT	1.1
	5121C9	BEARING, SWINGARM PIVOT :RIGHT	1.1
	5121D0	BEARING, SWINGARM PIVOT :BOTH	1.2

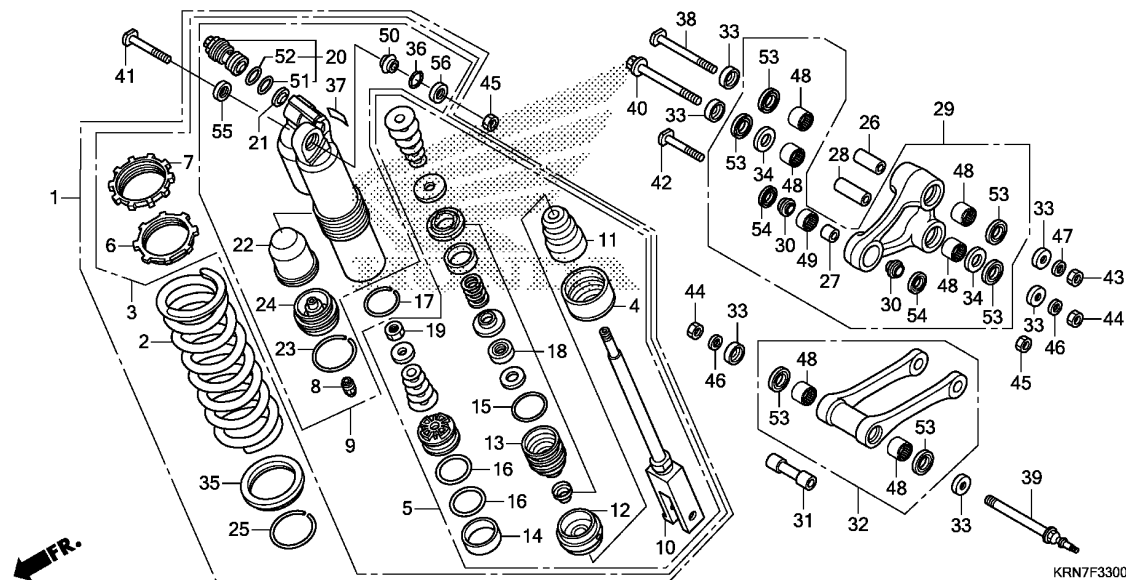
Ref. No.	Part No.	Description	Reqd. QTY		Serial No.	Parts catalogue code
			CRF250R			
			E	F		
1	40530-MEN-A31	CHAIN, DRIVE(DAIDO) (DID520DMA4-116RB)	1	1		
	40530-MEN-A32	CHAIN, DRIVE(RK EXCEL) (RK520TXZ-116RJ)	1	1		
	40540-KRN-A31	CHAIN, DRIVE(DAIDO) (DID520DMA4-120RB)	1	1		
	40540-KRN-A32	(STANDARD LINK 116L) CHAIN, DRIVE(RK EXCEL) (RK520TXZ-120RJ)	1	1		
2	40531-KRN-A12	JOINT, DRIVE CHAIN(RK EXCEL)	1	1		
	40531-KRN-A31	JOINT, DRIVE CHAIN(DAIDO)	1	1		
3	43468-MCJ-000	GUIDE, BRAKE HOSE	1	-		
	43468-KRN-A90	-	1		
4	43468-MEN-A70	GUIDE A, BRAKE HOSE	1	-		
	43468-KRN-C90	-	1		
5	43469-MEN-A70	GUIDE B, BRAKE HOSE	1	-		
	43469-KRN-A90	-	1		
6	52101-KZ4-J40	SHAFT, SWINGARM PIVOT	1	1		
7	52141-MEN-A70	COLLAR, SWINGARM, 47.6MM	1	1		
8	52142-MEN-A70	COLLAR, SWINGARM, 52.4MM	1	1		
9	52143-KZ4-J40	COLLAR, SWINGARM PIVOT SIDE	2	2		
10	52143-MEN-A30	WASHER, SWINGARM SIDE THRUST	4	4		
11	52146-MEN-A50	GUIDE SET, CHAIN	1	1		
12	52147-MEN-J00	PLATE, CHAIN GUIDE	1	1		
13	52160-MEN-000	COLLAR, CHAIN TENSIONER	1	1		
14	52170-MEN-A70	SLIDER, CHAIN	1	-		





KRN7F3200

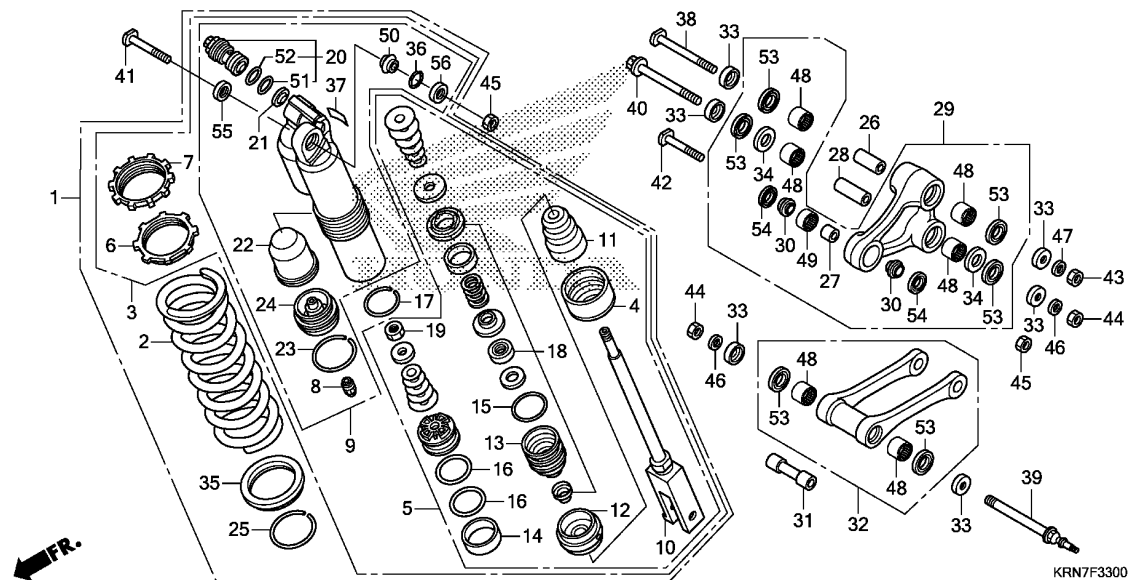
Ref. No.	Part No.	Description	Reqd. QTY		Serial No.	Parts catalogue code
			CRF250R E	F		
14)	52170-KRN-A90	SLIDER, CHAIN	-	1		
15	52171-KR6-000	WASHER, CHAIN SLIDER	2	2		
16	52175-MEN-A70	ROLLER COMP., CHAIN(36MM) ...	1	-		
	52175-KRN-A90	-	1		
17	52176-MEN-A30	ROLLER COMP., CHAIN LOWER (38MM)	1	1		
18	52200-MEN-A70	SWINGARM SUB ASSY., RR.	1	1		
19	90101-MEN-A60	BOLT, 6X12	1	1		
20	90101-MEN-A70	BOLT, FLANGE, 8X32	1	1		
21	90103-MEN-A60	BOLT, 6X45	2	2		
22	90105-MEN-000	BOLT, HEX., 8X47.5	2	2		
23	90115-KV3-700	SCREW, PAN, 5X8	3	3		
24	90301-473-003	NUT, U, 6MM(FUSERASHI)	3	3		
25	90305-KZ3-B01	NUT, U, HEX. 14MM	1	1		
26	90309-357-000	NUT, HEX., 8MM	2	2		
27	90501-GBL-730	WASHER, 14MM	1	1		
28	91011-GCT-003	BEARING, RADIAL BALL, 608UU .	1	-		
	91051-KRN-A31	-	1		
29	91051-KRN-A31	BEARING, RADIAL BALL, 608UU .	2	2		
30	91071-MJ0-003	BEARING, NEEDLE, 22X29X30(NTN)	2	2		
31	91072-KZ3-861	BEARING, NEEDLE THRUST	2	2		
32	91253-KZ3-861	DUST SEAL, 30X37X4	2	2		
33	91283-ML7-003	DUST SEAL, 22X29X4(ARAI)	2	2		
34	93500-05008-0A	SCREW, PAN, 5X8	6	-		
	93500-05008-0G	-	6		
35	94103-05700	WASHER, PLAIN, 5MM	1	1		



Ref. No.	L.O.N.	(Relative ref. Number) Description	F.R.T.
1	512115	CUSHION ASSY., REAR (35)	0.5
2	5121B9	SPRING, REAR CUSHION	0.7
3	5121D2	DAMPER, REAR	0.8
5	5121H0	ROD ASSY., REAR DAMPER	1.1
9	5121D9	CASE, DAMPER (4,11,12)	1.1
10	5121E1	ROD, REAR DAMPER (14,15,16)	1.3
13	5121H1	CASE, ROD GUIDE	1.3
20	5121D8	ADJUSTER, COMPRESSION DAMPING FORCE (24)	0.9
22	5121E0	BLADDER	0.9
29	512140	ARM, CUSHION	0.5
32	512145	ROD, CUSHION CONNECTING (49)	0.3
48	5121D4	BEARING, CUSHION CONNECTING ROD	0.5
	5121D4A	.Replace 1 bearing add	0.1
	512146	BEARING, CUSHION ARM	0.7
	5121D3	BEARING, CUSHION ARM :FOR 1 VEHICLE	1.1
50	5121D1	BEARING, REAR CUSHION	0.7

Ref. No.	Part No.	Description	Reqd. QTY	Serial No.	Parts catalogue code
			CRF250R E F		
1	52400-KRN-E81	CUSHION ASSY., RR. (SHOWA)	1	-----	ED
	52400-KRN-T81	1	-----	TH
	52400-KRN-A81	1	-----	U
	52400-KRN-E91	- 1	-----	ED
	52400-KRN-T91	- 1	-----	TH
	52400-KRN-A91	- 1	-----	U
2	52401-KRN-A81	SPRING, RR. CUSHION(52N/MM)	1	-----	
	52402-KRN-A81	SPRING, RR. CUSHION(54N/MM)	(1)	-----	
	52403-KRN-A81	SPRING, RR. CUSHION(50N/MM)	(1)	-----	
	52401-KRN-A91	SPRING, RR. CUSHION(52N/MM)	- 1	-----	
	52402-KRN-A91	SPRING, RR. CUSHION(54N/MM)	- (1)	-----	
	52403-KRN-A91	SPRING, RR. CUSHION(50N/MM)	- (1)	-----	
3	52410-KRN-E81	DAMPER COMP., RR.	1	-----	ED
	52410-KRN-T81	1	-----	TH
	52410-KRN-A81	1	-----	U
	52410-KRN-E91	- 1	-----	ED
	52410-KRN-T91	- 1	-----	TH
	52410-KRN-A91	- 1	-----	U
4	52419-KZ3-J21	STOPPER, SPRING SEAT	1	1	
5	52421-KRN-A81	ROD COMP., PISTON	1	1	
6	52422-KRN-A41	ADJUSTER, SPRING	1	1	
7	52423-KRN-A41	NUT, ADJUSTER	1	1	
8	52425-381-771	CAP, AIR VALVE	1	1	
9	52425-KRN-E81	CASE COMP., DAMPER	1	-----	ED
	52425-KRN-T81	1	-----	TH
	52425-KRN-A81	1	-----	U
	52425-KRN-E91	- 1	-----	ED
	52425-KRN-T91	- 1	-----	TH

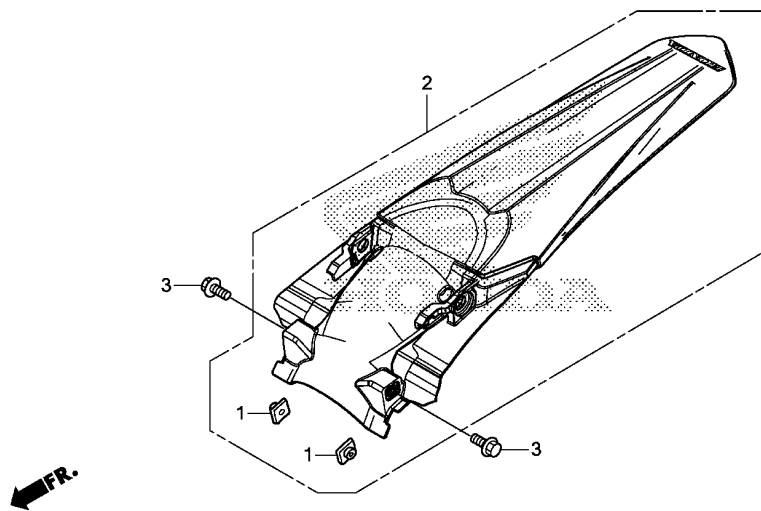




Ref. No.	Part No.	Description	Reqd. QTY		Serial No.	Parts catalogue code
			CRF250R			
			E	F		
(9)	52425-KRN-A91	CASE COMP., DAMPER	-	1	-----	U
10	52426-KRN-A81	ROD COMP.	1	1		
11	52427-MEB-751	RUBBER, STOPPER	1	1		
12	52428-KRN-711	PLATE, END	1	1		
13	52429-KRN-A41	CASE COMP., ROD GUIDE	1	1		
14	52431-KZ3-J31	RING, PISTON	1	1		
15	52434-KZ3-J21	O-RING, 3.5X43.7	1	1		
16	52434-KZ3-J31	O-RING, 42.5X2.0	2	2		
17	52435-KZ3-J21	RING, STOPPER	1	1		
18	52436-KRN-A41	OIL SEAL SET	1	1		
19	52438-KA4-741	NUT, HEX., 12MM	1	1		
20	52440-KRN-A71	ADJUSTER, COMPRESSION DAMPING				
		FORCE	1	-		
	52440-KRN-A91	-	1		
21	52445-KRN-A41	COLLAR, ORIFICE	1	1		
22	52451-KRN-A41	BLADDER	1	1		
23	52452-KRN-A41	RING, STOPPER	1	1		
24	52453-KRN-A41	CAP COMP., CHAMBER	1	1		
25	52455-KZ3-J21	RING, STOPPER	1	1		
26	52463-KZ4-J40	COLLAR C, CUSHION ARM	1	1		
27	52464-KRN-710	COLLAR D, CUSHION ARM	1	1		
28	52464-MEN-A30	COLLAR B, CUSHION	1	1		
29	52465-KRN-A80	ARM SUB ASSY., CUSHION	1	1		
30	52466-KRN-710	COLLAR D, CUSHION ARM SIDE ..	2	2		

Ref. No.	Part No.	Description	Reqd. QTY		Serial No.	Parts catalogue code
			CRF250R E	F		
31	52473-MEN-A30	COLLAR, CONNECTING ROD	1	1		
32	52475-KRN-A80	ROD SUB ASSY., CUSHION CONNECTING	1	1		
33	52475-KZ4-J20	COLLAR, LINK SIDE	6	6		
34	52476-KZ4-J20	WASHER, THRUST	2	2		
35	52486-KZ3-J21	SEAT, SPRING	1	1		
36	52487-KA4-831	RING, STOPPER	1	1		
37	87516-MEN-E30	LABEL, RR. DAMPER	1	1	-----	ED
	87516-KRN-T60	LABEL, RR. DAMPER (THAI)	1	1	-----	TH
	87516-KZ1-600	LABEL, RR. DAMPER WARNING ...	1	1	-----	U
38	90130-MEN-840	BOLT, LINK, 12X82	1	1		
39	90131-MEN-A70	BOLT, LINK, 12X116	1	1		
40	90132-MEN-A30	BOLT, LINK, 12X87	1	1		
41	90152-MEB-750	BOLT, CUSHION UPPER, 10X53 ..	1	1		
42	90153-KZ4-710	BOLT, CUSHION LOWER, 10X43.5	1	1		
43	90305-KRN-A30	NUT, U, 12MM	1	1		
44	90306-KBP-901	NUT, U, 12MM	2	2		
45	90306-KZ4-711	NUT, U, 10MM	2	2		
46	90501-KRN-710	WASHER, PLAIN, 12MM	2	2		
47	90501-KZ4-J40	WASHER, PLAIN, 12MM	1	1		
48	91051-KSC-003	BEARING, NEEDLE, 20X26X15 ...	6	6		
49	91074-KRN-711	BEARING, NEEDLE, 19X26X13 ...	1	1		
50	91074-MAC-741	BEARING, SPHERICAL, 10	1	1		
51	91256-KZ3-731	O-RING, 21.5X1.5	1	1		
52	91257-KZ3-891	O-RING, 26.2X1.9	1	1		
53	91262-KZ3-731	DUST SEAL, 25X32X4	6	6		
54	91351-KRN-711	DUST SEAL, 17.5X26X3	2	2		
55	91351-KZ3-731	DUST SEAL, RR. CUSHION PIVOT	1	1		
56	91351-MAC-671	DUST SEAL, 16X26X3	1	1		





KRN7F3400

Ref. No.	L.O.N. (Relative ref. Number)	Description	F.R.T.
2	413102	FENDER, REAR	0.2

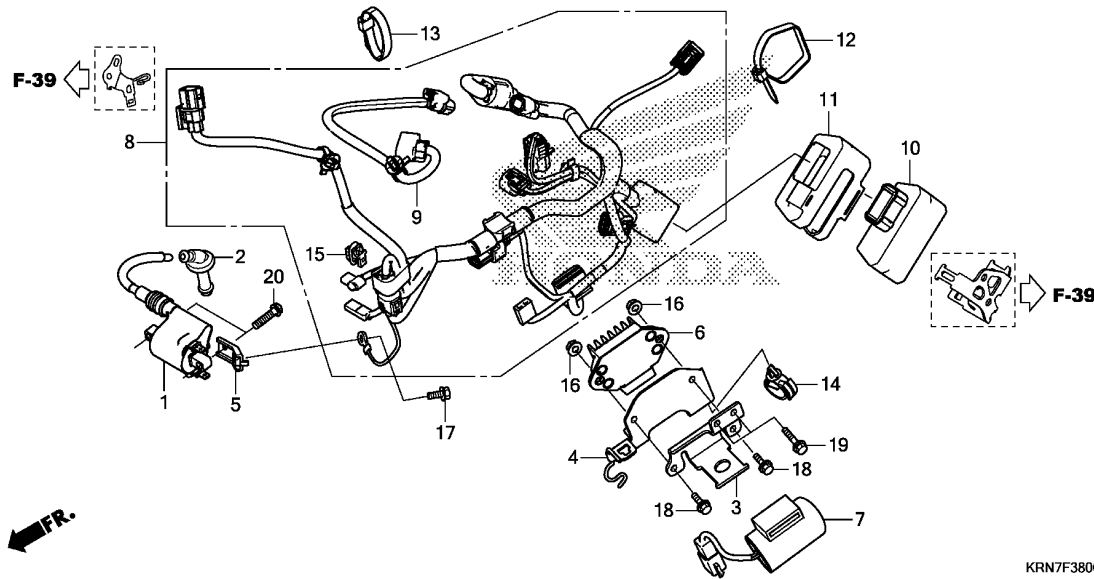
3

Ref. No.	Part No.	Description	Reqd. QTY		Serial No.	Parts catalogue code
			CRF250R E	F		
1	61304-958-003	NUT, SPECIAL, 6X7	2	2		
2	80101-MEN-A71ZA	FENDER SET, RR.(WL) *NH196*.....ROSS WHITE	1	1		
3	96001-06018-00	BOLT, FLANGE, 6X18	2	2		

F-38

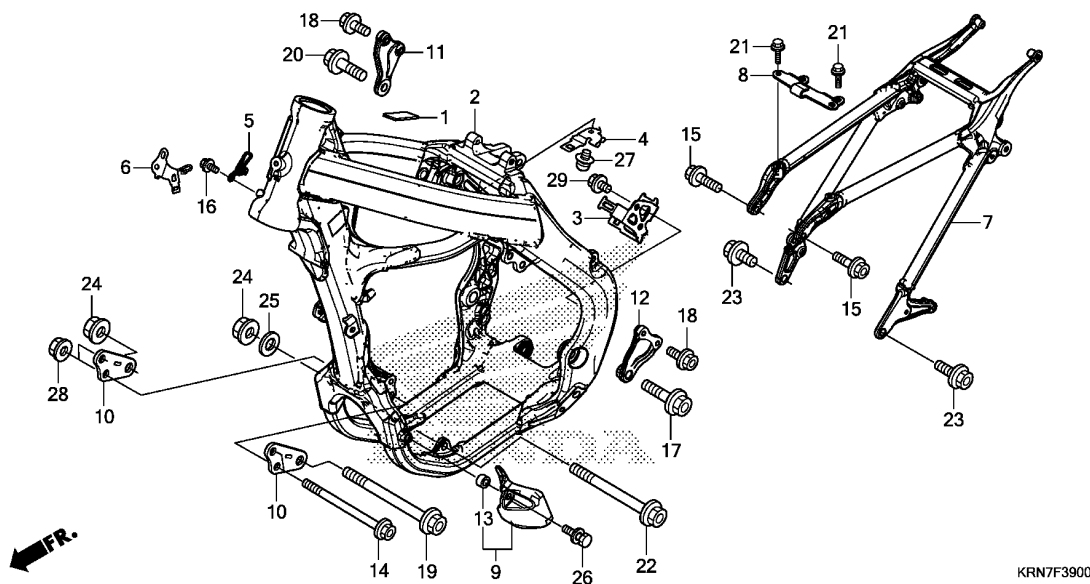
WIRE HARNESS

H 3



Ref. No.	L.O.N.	(Relative ref. Number) Description	F.R.T.
1	614105	COIL, IGNITION	0.6
6	6131B2	RECTIFIER, REGULATE	0.4
7	6131C1	CONDENSER	0.2
8	611100	HARNESS, WIRE	1.0
9	6111Q5	SUB HARNESS, FUEL PUMP	0.2
10	618135	ENGINE CONTROL MODULE(ECM) ...	0.6

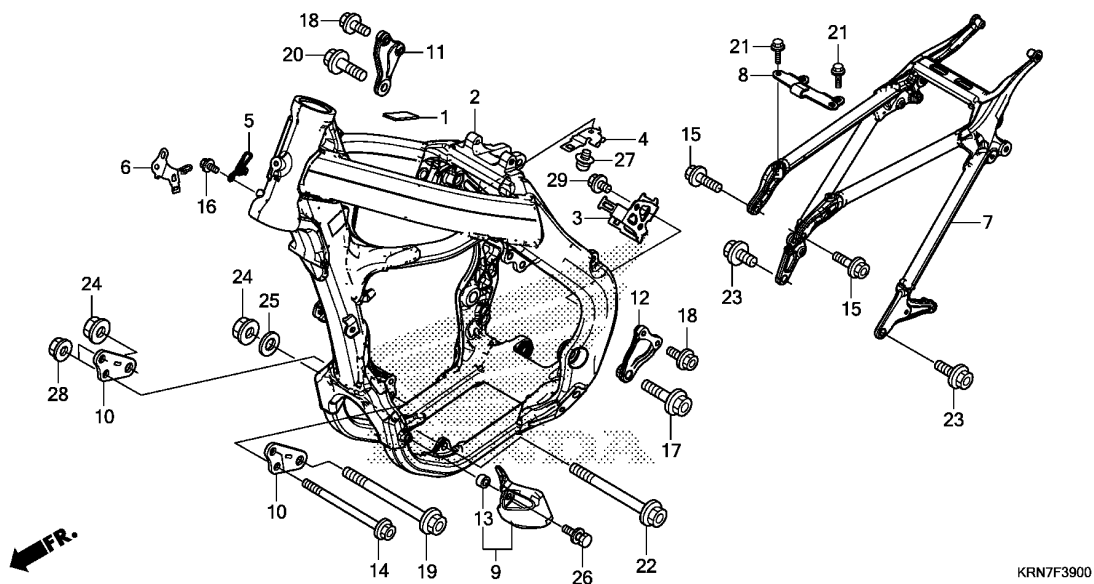
Ref. No.	Part No.	Description	Reqd. QTY		Serial No.	Parts catalogue code
			CRF250R E	F		
1	30510-KRN-A81	COIL COMP., IGNITION (TOYO DENSO)	1	1		
2	30700-KRN-A41	CAP ASSY., NOISE SUPPRESSOR	1	1		
3	31411-KRN-A80	STAY, CONDENSOR	1	1		
4	31413-KRN-A80	HOLDER, COUPLER	1	1		
5	31414-MEN-A71	HOLDER, EARTH	1	1		
6	31600-KRN-A71	RECTIFIER ASSY., REGULATE ...	1	1		
7	31700-KRN-A71	CONDENSER UNIT	1	1		
8	32100-KRN-A80	HARNESS, WIRE	1	-		
	32100-KRN-A90	-	1		
9	32101-MEN-A70	SUB HARNESS, FUEL PUMP	1	1		
10	38770-KRN-E82	PGM-FI UNIT	1	-		
	38770-KRN-E92	-	1		
11	38771-MEN-A70	SUSPENSION, PGM-FI UNIT	1	1		
12	90620-SB2-003	BAND, WIRE HARNESS	1	1		
13	90650-MA6-720	BAND, WIRE HARNESS	1	1		
14	91558-SD5-003	CLIP, WIRE HARNESS(BLACK) ...	1	1		
15	91565-SEL-003	CLIP, COUPLER(BLACK)	1	1		
16	94050-06000	NUT, FLANGE, 6MM	2	2		
17	96001-06010-00	BOLT, FLANGE, 6X10	1	1		
18	96001-06016-00	BOLT, FLANGE, 6X16	2	2		
19	96001-06020-00	BOLT, FLANGE, 6X20	2	2		
20	96001-06025-00	BOLT, FLANGE, 6X25	2	2		



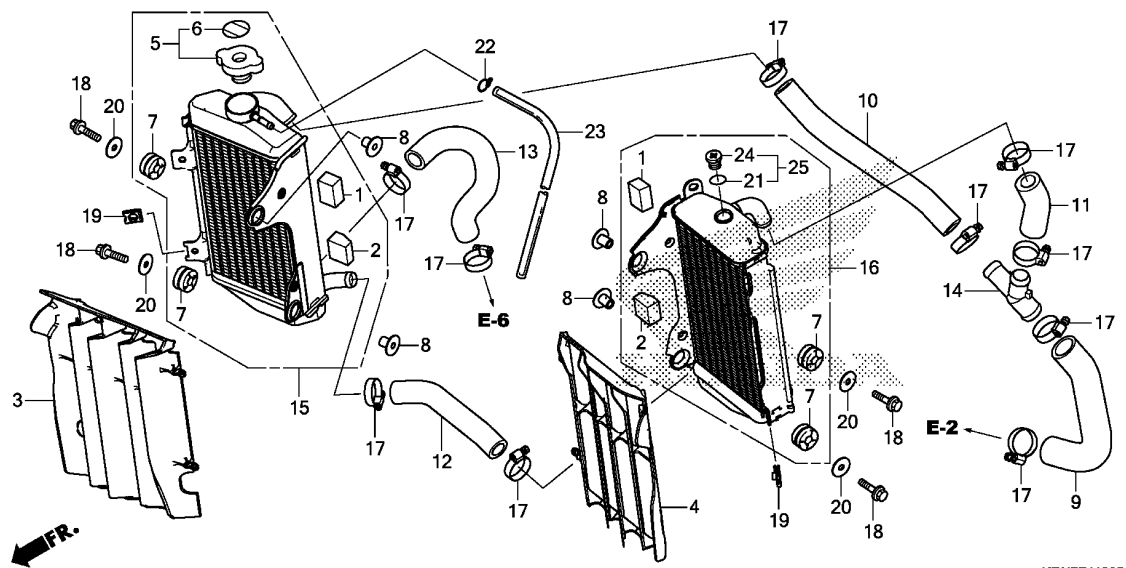
Ref. No.	L.O.N.	(Relative ref. Number) Description	F.R.T.
2	410100	BODY, FRAME INCLUDES: Engine removal and installation	5.0
7	4101A5	FRAME :REAR	0.5
9	4101F5	GUARD, ENGINE :LEFT	0.1

KRN7F3900

Ref. No.	Part No.	Description	Reqd. QTY		Serial No.	Parts catalogue code
			CRF250R	F		
1	17503-KCM-620	FILM, PROTECTOR	1	1		
2	50100-KRN-A81	BODY COMP., FRAME	1	-	----- U	
			1	-	----- EK103158 ED	
			1	-	----- EK200026 TH	
	50100-KRN-A82	1	-	EK103159 ----- ED	
			1	-	EK200027 ----- TH	
			-	1		
3	50124-MEN-A70	BRACKET, ECU	1	1		
4	50127-KRN-A80	STAY, STOPPER CABLE	1	1		
5	50128-MEN-A70	GUIDE, CABLE	1	1		
6	50184-KRN-A80	STAY, COUPLER	1	1		
7	50200-MEN-A70	BODY COMP., RR. FRAME	1	1		
8	50217-MEN-A70	PLATE, SEAT STOPPER	1	1		
9	50360-KRN-A40	GUARD, L. ENGINE	1	-		
	50360-KRN-A90	-	1		
10	50405-KRN-A40	PLATE, FR. ENGINE HANGER	2	2		
11	50407-KRN-A81	PLATE, R. HEAD HANGER	1	1		
12	50408-KRN-A81	PLATE, L. HEAD HANGER	1	1		
13	80123-MA1-640	COLLAR, MUDGUARD	1	1		
14	90101-KRN-A40	BOLT, FLANGE, 8X121	2	2		
15	90101-MEN-A10	BOLT, 8X28	2	2		
16	90101-MEN-A60	BOLT, 6X12	1	1		
17	90102-MEN-A30	BOLT, FLANGE, 10X30	1	1		
18	90103-MEB-670	BOLT, FLANGE, 8X18	4	4		
19	90104-MEY-670	BOLT, FLANGE, 10X126	1	1		
20	90105-MEN-A30	BOLT, FLANGE, 10X37	1	1		



Ref. No.	Part No.	Description	Reqd. QTY		Serial No.	Parts catalogue code
			CRF250R			
			E	F		
21	90106-MJ0-000	BOLT, FLANGE, 6X16	4	4		
22	90111-MEN-A70	BOLT, FLANGE, 10X134	1	1		
23	90122-MEN-730	BOLT, 10X24	2	2		
24	90302-KZ3-J40	NUT, FLANGE, 10MM	2	2		
25	90410-HC4-000	WASHER, 10MM	1	1		
26	93404-06018-00	BOLT-WASHER, 6X18	1	1		
27	93891-04016-08	SCREW-WASHER, 4X16	1	1		
28	94050-08000	NUT, FLANGE, 8MM	2	2		
29	96001-06012-00	BOLT, FLANGE, 6X12	2	2		

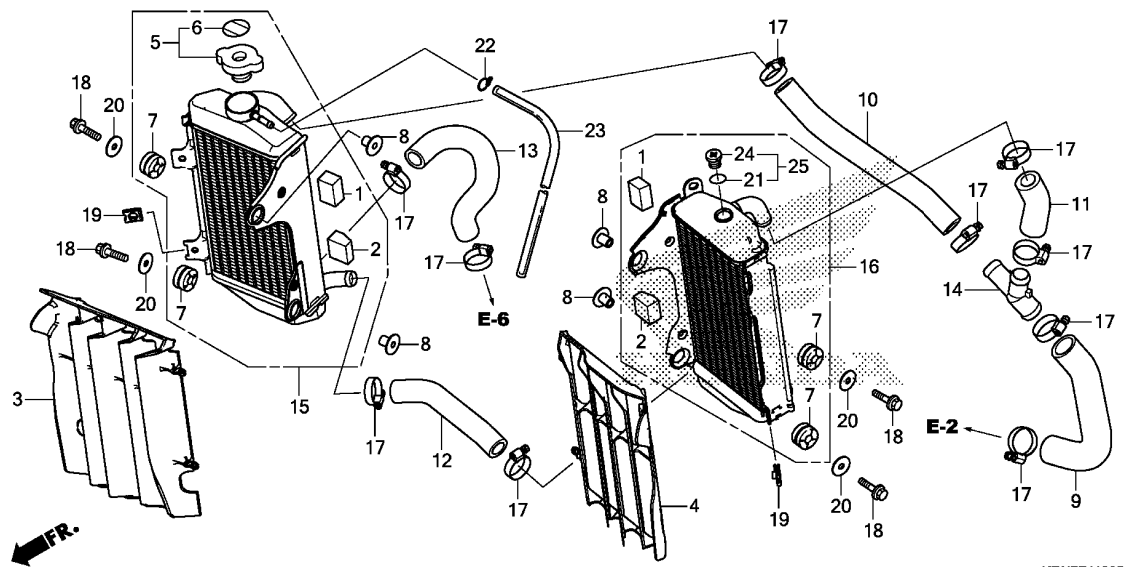


KRN7F4100B

Ref. No.	L.O.N.	(Relative ref. Number) Description	F.R.T.
3	1151B3	GRILLE, RADIATOR :RIGHT	0.1
4	1151B2	GRILLE, RADIATOR :LEFT	0.1
	1151G3	GRILLE, RADIATOR :BOTH	0.1
5	1151B8	CAP, RADIATOR	0.1
9	114130	HOSE A, WATER	0.4
10	114131	HOSE B, WATER	0.5
11	114132	HOSE C, WATER	0.5
12	114133	HOSE D, WATER	0.4
13	114134	HOSE E, WATER	0.4
15	115102	RADIATOR :RIGHT	0.5
16	115101	RADIATOR :LEFT	0.5
	1151A2	RADIATOR :BOTH	0.7

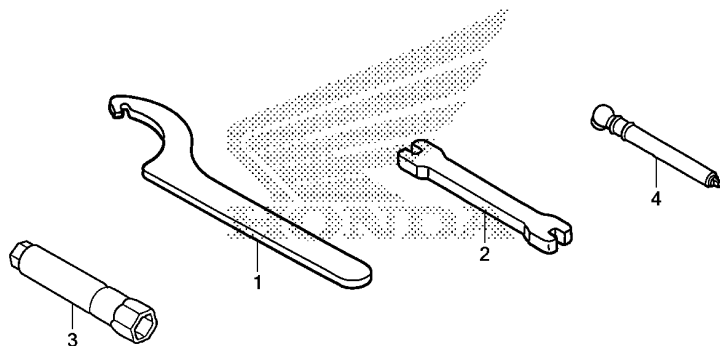
3

Ref. No.	Part No.	Description	Reqd. QTY		Serial No.	Parts catalogue code
			CRF250R			
			E	F		
1	19021-MEN-A70	RUBBER, RADIATOR UPPER	2	2		
2	19022-KRN-A40	RUBBER, RADIATOR LOWER	2	2		
3	19033-KRN-A80	GRILLE, R. RADIATOR	1	-		
	19033-KRN-A90		-	1		
4	19034-MEN-A70	GRILLE, RADIATOR L.	1	-		
	19034-KRN-A90	GRILLE, L. RADIATOR	-	1		
5	19037-MCA-G61	CAP COMP., RADIATOR	1	1	-----	ED
	19037-KVB-902	CAP COMP., RADIATOR(T.RAD)	1	1	-----	TH
	19037-GEE-710	CAP COMP., RADIATOR	1	1	-----	U
6	19046-MCA-G61	LABEL, RADIATOR CAP	1	1	-----	ED
	19046-KVB-902	LABEL, RADIATOR CAP(T.RAD)	1	1	-----	TH
	19046-PAA-A00	LABEL, RADIATOR CAP	1	1	-----	U
7	19051-KRN-000	RUBBER, RADIATOR MOUNTING	4	4		
8	19052-MAC-680	COLLAR, RADIATOR MOUNTING	4	4		
9	19061-KRN-A80	HOSE A, WATER	1	1		
10	19062-KRN-A80	HOSE B, WATER	1	1		
11	19063-KRN-A80	HOSE C, WATER	1	1		
12	19064-KRN-A80	HOSE D, WATER	1	1		
13	19065-KRN-A80	HOSE E, WATER	1	1		
14	19069-MEN-A30	JOINT, WATER HOSE	1	1		
15	19100-KRN-A80	RADIATOR ASSY., R.	1	-	-----	EK100892 U
	19100-KRN-E80		1	-	-----	EK103031 ED
	19100-KRN-T80		1	-	-----	EK200023 TH
	19100-KRN-A81		1	-	EK100893	----- U
	19100-KRN-E81		1	-	EK103032	----- ED
	19100-KRN-T81		1	-	EK200024	----- TH
	19100-KRN-E81		-	1	-----	----- ED



KRN7F4100B

Ref. No.	Part No.	Description	Reqd. QTY		Serial No.	Parts catalogue code
			CRF250R	F		
15)	19100-KRN-T81	RADIATOR ASSY., R.	-	1	-----	TH
	19100-KRN-A81	-	1	-----	U
16	19150-KRN-A80	RADIATOR ASSY., L.	1	-	-----	EK100892 U
			1	-	-----	EK103031 ED
			1	-	-----	EK200023 TH
			1	-	EK100893	----- U
			1	-	EK103032	----- ED
	19150-KRN-A81	1	-	EK200024	----- TH
17	19506-KS6-700	CLAMP B, WATER HOSE	10	10		
18	90109-MEN-A70	BOLT, 6X25	4	4		
19	90201-KPR-901	NUT, CLIP, 6MM	2	2		
20	90403-KA3-830	WASHER, RADIATOR MOUNTING ...	4	4		
21	91353-MEC-003	O-RING, 9.8X1.9	1	1		
22	95002-02080	CLIP, TUBE(B8)	1	1		
23	95003-14068-10	TUBE, VINYL, 6X9X680	1	1		
24	19071-MEC-003	COCK, DRAIN	1	1		
25	19070-MEC-003	COCK ASSY., DRAIN	1	-	EK100893	----- U
			1	-	EK103032	----- ED
			1	-	EK200024	----- TH
			-	1		

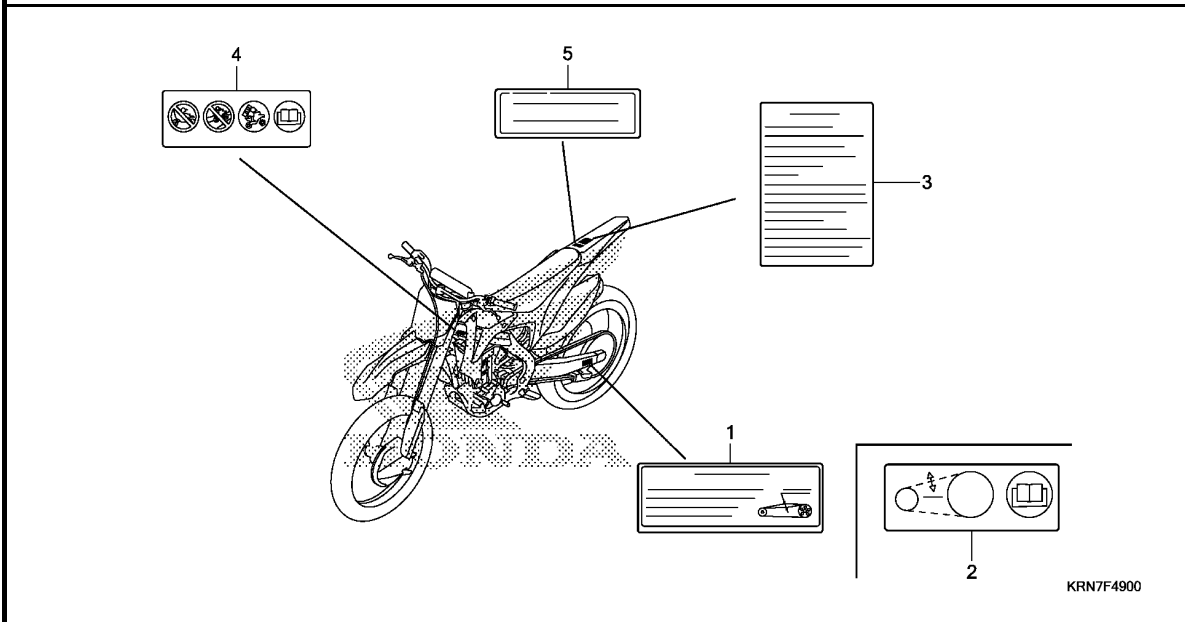


KRN7F4800

Ref. L.O.N. (Relative ref. Number) F.R.T.
No. Description

NO INFORMATION

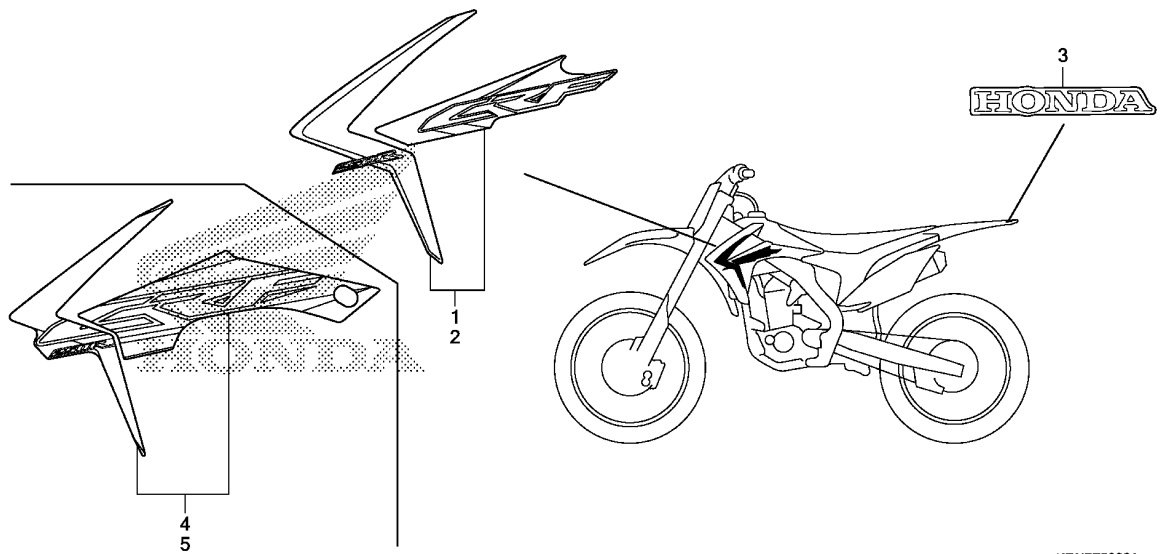
Ref. No.	Part No.	Description	Reqd. QTY		Serial No.	Parts catalogue code
			CRF250R E	F		
1	89201-KS6-810	SPANNER A, PIN	(2)	(2)		
2	89212-KZ4-J40	WRENCH, NIPPLE	1	1		
3	89216-MEN-A30	WRENCH, PLUG(P14)	1	1		
4	89301-KA4-811	GAUGE, AIR PRESSURE	(1)	(1)		



Ref. No.	L.O.N.	(Relative ref. Number)	Description	F.R.T.
NO INFORMATION				

Ref. No.	Part No.	Description	Reqd. QTY		Serial No.	Parts catalogue code
			CRF250R E	F		
1	87507-KRN-T70	LABEL, DRIVE CHAIN(THAI)	1	1	-----	TH
	87507-KRN-A70	LABEL, DRIVE CHAIN	1	1	-----	U
2	87507-MEY-D30	LABEL, DRIVE CHAIN	1	1	-----	ED
3	87560-KRN-T60	LABEL, CAUTION(THAI)	1	1	-----	TH
	87560-KSE-F10	LABEL, CAUTION	1	1	-----	U
4	87560-MEN-E30	LABEL, CAUTION	1	1	-----	ED
5	87700-KVG-900	LABEL, HELMET INFORMATION (THAI)	1	1	-----	TH





KRN7F5000A

Ref. No.	L.O.N.	(Relative ref. Number) Description	F.R.T.
----------	--------	---------------------------------------	--------

NO INFORMATION

3

Ref. No.	Part No.	Description	Reqd. QTY		Serial No.	Parts catalogue code
			CRF250R E	F		
1	86191-KRN-A80ZA	MARK, R. RADIATOR SHROUD *TYPE1*.....	1	-		
2	86192-KRN-A80ZA	MARK, L. RADIATOR SHROUD *TYPE1*.....	1	-		
3	87130-KSC-C30ZA	MARK(HONDA) *TYPE1*.....	1	1		
4	86191-KRN-A90ZA	STRIPE, R. RADIATOR SHROUD *TYPE1*.....	-	1		
5	86192-KRN-A90ZA	STRIPE, L. RADIATOR SHROUD *TYPE1*.....	-	1		

PART NO. INDEX

Part Number	Address	Page	Ref.	Part Number	Address	Page	Ref.	Part Number	Address	Page	Ref.	Part Number	Address	Page	Ref.
06000				13111-KRN-A80	E2	41	4	14928-KT7-013	D5	28	18	16000			
06111-KRN-A40	E10	49	1	13112-MEE-000	E2	41	5	14929-KT7-013	D5	28	18	17522-MEN-730	G3	69	16
06112-KRN-A41	E11	50	1	13115-147-000	D11	34	1	14930-KT7-013	D5	28	18	17567-MEN-A31	E9	48	12
06160-MEN-A50	G3	69	1	13331-360-000	E2	41	6	14931-KT7-013	D5	28	18	17568-HP5-600	E9	48	13
06420-KRN-710	G1	67	1	13415-KRN-A40	D11	34	2	14932-KT7-013	D5	28	18	17575-KRN-A90	G4	70	38
06421-KRN-710	G1	67	2	13420-KRN-A40	E3	42	1	14933-KT7-013	D5	28	18	17575-MEN-A30	G3	69	17
06431-MA3-405	F12	62	1	13422-KRN-A40	E3	42	2	14934-KT7-013	D5	28	18	17576-KRN-A90	G4	70	39
06435-KRN-712	F16	66	1	14000				14935-KT7-013	D5	28	18	17576-MEN-A30	G3	69	18
06440-MEN-840	F13	63	1	14000-KRN-A40	D4	27	3	14936-KT7-013	D5	28	18	17577-MEN-A30	G3	69	19
06451-MZ2-405	F16	66	2	14102-KRN-A40	D4	27	4	14937-KT7-013	D5	28	18	17578-MEN-A30	G3	69	20
11000				14106-KRN-A40	D4	27	5	14938-KT7-013	D5	28	18	17579-HP5-600	E9	48	14
11100-KRN-A80	D16	39	1	14401-KRN-A41	D7	30	1	14939-KT7-013	D6	29	18	17579-KRN-A90	E9	48	14
11102-KRN-670	D9	32	1	14410-KRN-A40	D4	27	6	14940-KT7-013	D6	29	18	17620-MEN-A30	G3	69	21
11105-KRN-670	D16	39	2	14451-KRN-A40	D4	27	7	14941-KT7-013	D6	29	18	17624-KT1-780	G3	69	22
11106-MEN-A30	D16	39	3	14510-KRN-A40	D7	30	2	14942-KT7-013	D6	29	18	17630-KRN-A41	G3	69	23
11110-KRN-A31	D16	39	4	14520-KRN-671	D7	30	3	14943-KT7-013	D6	29	18	17630-KRN-A91	G4	70	40
11191-KRN-A40	D16	39	5	14521-HN8-000	D7	30	4	14944-KT7-013	D6	29	18	17711-SOX-931	G3	69	24
	E11	50	1	14560-MEN-671	D7	30	5	14945-KT7-013	D6	29	18	17711-SOX-A31	G3	69	25
11200-KRN-A80	D16	39	6		E10	49	1	14946-KT7-013	D6	29	18	17910-KRN-A82	F1	51	1
11206-KRN-A40	D16	39	7	14620-KRN-A40	D7	30	6	14947-KT7-013	D6	29	18	18000			
11210-KRN-A40	D16	39	8	14711-KRN-A40	D4	27	8	14948-KT7-013	D6	29	18	18291-MM5-860	E10	49	1
11330-KRN-A60	D9	32	2	14721-KRN-A60	D4	27	9	14949-KT7-013	D6	29	18		G9	75	1
11333-KRN-A40	D12	35	1	14731-KRN-A00	D4	27	10	14950-KT7-013	D6	29	18	18310-KRN-E81	G9	75	2
11340-KRN-A40	D12	35	2	14751-KRN-A41	D4	27	11	14951-KT7-013	D6	29	18	18310-KRN-E90	G9	75	2
11351-KRN-A40	D9	32	3	14761-KRN-A41	D4	27	12	14952-KT7-013	D6	29	18	18318-KRN-E90	G9	75	3
11352-KRN-A41	D9	32	4	14771-KRN-A30	D4	27	13	14953-KT7-013	D6	29	18	18318-MEN-A70	G9	75	3
	E11	50	1	14771-KRN-A40	D4	27	14	14954-KT7-013	D6	29	18	18320-KRN-A80	G9	75	4
11394-KRN-A40	D9	32	5	14775-KRN-670	D4	27	15	14955-KT7-013	D6	29	18	18323-KRN-A80	G9	75	5
	E11	50	1	14781-KRN-A61	D4	27	16	14956-KT7-013	D6	29	18	18324-MEB-670	G9	75	6
11395-KRN-A40	D12	35	3	14781-MLO-720	D4	27	17	14957-KT7-013	D6	29	18	18326-KRN-A00	G9	75	7
	E11	50	1	14901-KT7-013	D4	27	18	14958-KT7-013	D6	29	18	18327-KRN-A80	G9	75	8
				14902-KT7-013	D4	27	18	14959-KT7-013	D6	29	18	18334-MEN-A70	G9	75	9
				14903-KT7-013	D4	27	18	14960-KT7-013	D6	29	18	18334-ML3-680	G4	70	26
12000				14904-KT7-013	D4	27	18	14961-KT7-013	D6	29	18	18337-KRN-850	G9	75	10
12010-KRN-A80	D2	25	1	14905-KT7-013	D4	27	18	14962-KT7-013	D6	29	18	18360-KRN-E81	G9	75	11
12100-KRN-A60	D8	31	1	14906-KT7-013	D4	27	18	14963-KT7-013	D6	29	18	18360-KRN-E90	G9	75	11
12191-KRN-A41	D8	31	2	14907-KT7-013	D4	27	18	14964-KT7-013	D6	29	18	18361-KRN-E81	G9	75	12
	E10	49	1	14908-KT7-013	D4	27	18	14965-KT7-013	D6	29	18	18362-KRN-E90	G9	75	13
12204-KRN-P10	D2	25	2	14909-KT7-013	D4	27	18	14966-KT7-013	D6	29	18	18362-MEN-A70	G9	75	13
12205-KRN-P10	D2	25	3	14910-KT7-013	D5	28	18	14967-KT7-013	D6	29	18	18362-MEN-A70	G9	75	13
12208-MLO-721	D4	27	1	14911-KT7-013	D5	28	18	14968-KT7-013	D6	29	18	18374-MG7-701	G9	75	14
12209-GB4-681	D4	27	2	14912-KT7-013	D5	28	18	14969-KT7-013	D6	29	18	18374-MLO-000	G9	75	15
12226-KRN-A40	D1	24	1	14913-KT7-013	D5	28	18	15111-KRN-A40	D15	38	1	18392-HA7-710	G9	75	16
	E10	49	1	14914-KT7-013	D5	28	18	15133-KRN-A40	D15	38	2	18392-MK4-000	G9	75	17
12251-KRN-A41	D2	25	4	14915-KT7-013	D5	28	18	15201-KRN-A40	D16	39	9	18410-KRN-E81	G9	75	18
	E10	49	1	14916-KT7-013	D5	28	18	15220-MEB-770	D12	35	4	18410-KRN-E90	G9	75	19
12310-KRN-A80	D1	24	2	14917-KT7-013	D5	28	18	15331-GF6-000	D15	38	3	18436-KRN-E80	G9	75	20
12316-KRN-A40	D1	24	3	14918-KT7-013	D5	28	18	15332-GF6-000	D15	38	4	18436-KRN-E90	G10	76	20
12391-KRN-A40	D1	24	4	14919-KT7-013	D5	28	18	15332-GF6-000	D15	38	4	18460-KRN-E80	G10	76	21
	E10	49	1	14920-KT7-013	D5	28	18	15412-MEN-671	D12	35	5	18460-KRN-E90	G10	76	21
				14921-KT7-013	D5	28	18	15414-MEB-670	D12	35	6	18461-KRN-E81	G10	76	22
				14922-KT7-013	D5	28	18	15421-MEN-A31	D16	39	10	18462-KRN-E80	G10	76	23
13000				14923-KT7-013	D5	28	18	15611-KA4-710	D9	32	6	18462-KRN-E90	G10	76	23
13000-KRN-A60	E2	41	1	14924-KT7-013	D5	28	18	15650-KRN-A40	D12	35	7	19000			
13011-KRN-A40	E2	41	2	14925-KT7-013	D5	28	18	15712-PD1-811	G3	69	2	19021-MEN-A70	H6	88	1
13101-KRN-A80	E2	41	3	14926-KT7-013	D5	28	18	15771-551-000	G7	73	1				
				14927-KT7-013	D5	28	18								



PART NO. INDEX

Part Number	Address	Page	Ref.	Part Number	Address	Page	Ref.	Part Number	Address	Page	Ref.	Part Number	Address	Page	Ref.
19022-KRN-A40	H6	88	2	22402-435-000	D11	34	12	28221-KRN-A40	E8	47	3	40531-KRN-A31	G13	79	2
19033-KRN-A80	H6	88	3	22810-KRN-A80	D16	39	11	28222-KKO-000	E8	47	4	40540-KRN-A31	G13	79	1
19033-KRN-A90	H6	88	3	22838-KRN-A80	D12	35	8	28231-KRN-A40	E8	47	5	40540-KRN-A32	G13	79	1
19034-KRN-A90	H6	88	4	22850-KRN-A80	D11	34	13	28237-KZ4-A10	D11	34	15				
19034-MEN-A70	H6	88	4	22870-KRN-A80	F1	51	2	28242-KA3-710	E8	47	6				
19037-GEE-710	H6	88	5					28251-KRN-A40	E8	47	7	41000			
19037-KVB-902	H6	88	5	23000				28261-KRN-A40	E8	47	8	44301-MEN-000	F13	63	3
19037-MCA-G61	H6	88	5					28282-KZ4-B00	E8	47	9	44311-KRN-A70	F13	63	4
19046-KVB-902	H6	88	6	23121-KRN-A40	D11	34	14	28300-KRN-A60	G11	77	2	41201-KZ3-J40	G1	67	3
19046-MCA-G61	H6	88	6	23210-KRN-A80	E4	43	1	28302-KRN-A40	G11	77	3	41202-KZ3-J40	G1	67	3
19046-PAA-A00	H6	88	6	23221-KRN-A80	E4	43	2	28306-KRN-A40	G11	77	4	41203-KZ3-J20	G1	67	3
19051-KRN-000	H6	88	7	23225-KSC-670	E4	43	3	28306-MEN-670	G11	77	4	41231-KZ4-J20	G1	67	4
19052-MAC-680	H6	88	8	23411-KRN-A80	E4	43	4	28333-KKO-000	G11	77	5	42000			
19061-KRN-A80	H6	88	9	23413-KRN-A40	E4	43	5					42301-KRN-A30	G1	67	5
19062-KRN-A80	H6	88	10	23421-KRN-A80	E4	43	6	30000				42305-KRN-A30	G1	67	6
19063-KRN-A80	H6	88	11	23431-KRN-A80	E4	43	7	30510-KRN-A81	H3	85	1	42306-KZ4-J20	G1	67	7
19064-KRN-A80	H6	88	12	23432-KRN-A40	E4	43	8	30700-KRN-A41	H3	85	2	42311-KRN-A30	G1	67	8
19065-KRN-A80	H6	88	13	23441-KRN-A80	E4	43	9					42620-KZ4-J20	G1	67	9
19069-MEN-A30	H6	88	14	23451-KRN-A80	E4	43	10	31000				42635-MEN-A70	G1	67	10
19070-MEC-003	H7	89	25	23452-KSC-670	E4	43	11					42650-KRN-A80	G1	67	11
19071-KRN-A80ZA	G5	71	1	23461-KRN-A80	E4	43	12	31110-KRN-A81	D14	37	1	42701-KRN-A41	G1	67	12
19071-KRN-A90ZA	G5	71	1	23462-KRN-A40	E4	43	13	31120-KRN-A81	D14	37	2	42711-KRN-A71	G1	67	13
19071-MEC-003	H7	89	24	23471-KRN-A80	E4	43	14	31411-KRN-A80	H3	85	3	42711-KRN-A91	G1	67	13
19072-KRN-A80ZA	G5	71	2	23481-KRN-A80	E4	43	15	31413-KRN-A80	H3	85	4	42714-KA3-710	F13	63	2
19072-KRN-A90ZA	G5	71	2	23482-KRN-A40	E4	43	16	31414-MEN-A71	H3	85	5				
19100-KRN-A80	H6	88	15	23491-KRN-A80	E4	43	17	31600-KRN-A71	H3	85	6	42715-KA2-680	G1	67	15
19100-KRN-A81	H6	88	15	23801-KSR-A00	E4	43	18	31700-KRN-A71	H3	85	7				
	H7	89	15	23802-KSC-670	E4	43	19	31908-KRN-A41	D2	25	8	43000			
19100-KRN-E80	H6	88	15	23810-MEN-A30	D12	35	9					43107-MBG-006	F12	62	2
19100-KRN-E81	H6	88	15	23812-KRN-A40	D12	35	10	32000				43108-KZ4-J41	F16	66	3
19100-KRN-T80	H6	88	15					32100-KRN-A80	H3	85	8	43112-KZ4-J41	F16	66	4
19100-KRN-T81	H6	88	15	24000				32100-KRN-A90	H3	85	8	43131-KW3-006	F16	66	5
	H7	89	15					32101-MEN-A70	H3	85	9	43150-KRN-711	F16	66	6
19102-KT8-000	G8	74	25	24211-KRN-A40	E6	45	1	32112-KRN-A40	D14	37	3	43190-KRN-711	F16	66	7
19150-KRN-A80	H7	89	16	24221-KRN-A40	E6	45	2					43215-KZ4-J41	F16	66	8
19150-KRN-A81	H7	89	16	24231-KRN-A40	E6	45	3	35000				43310-MEN-A81	F15	65	1
19215-KRN-A00	D9	32	7	24241-KSC-670	E6	45	4					43330-KRN-A70ZA	F16	66	9
19217-KRN-A61	D9	32	8	24242-KRN-A40	E6	45	5	35130-KRN-A81	F1	51	3	43330-KRN-A70ZB	F16	66	9
19221-KRN-A40	D9	32	9	24311-KRN-A80	E6	45	6	35130-KRN-A91	F2	52	24	43340-MEN-A20	F16	66	10
19226-KRN-A40	D9	32	10	24312-KRN-A30	E6	45	7	35300-KRN-A91	F2	52	25	43340-MEY-000ZA	F16	66	10
	E11	50	1	24315-HA0-000	E6	45	8					43351-KRN-A30	G1	67	16
19240-KRN-A40	D9	32	11	24321-MEB-670	E6	45	9	37000				43351-KRN-A90	G1	67	16
19245-KRN-A40	E3	42	3	24322-MM4-000	E6	45	10					43352-568-003	F12	62	3
19506-KS6-700	H7	89	17	24324-KA3-711	E6	45	11	37830-MEL-003	E9	48	15				
19508-KA3-710	G10	76	24	24325-KA3-711	E6	45	12	37870-HN8-A61	D2	25	9	43353-461-771	F12	62	4
19509-MM5-003	G10	76	25	24326-KBH-901	E6	45	13	37880-KW-C01	G8	74	26				
19523-KRN-730	D2	25	7	24328-KRN-A40	E6	45	14					43468-KRN-A90	G13	79	3
				24329-KA3-740	E6	45	15					43468-KRN-C90	G13	79	4
22000				24430-KRN-A30	E6	45	16	38000				43468-MCJ-000	G13	79	3
				24435-KSE-670	E6	45	17	38770-KRN-E82	H3	85	10	43468-MEN-A70	G13	79	4
22100-KRN-A80	D11	34	3	24610-KRN-A41	E6	45	18	38770-KRN-E92	H3	85	10	43469-KRN-A90	G13	79	5
22120-KRN-A40	D11	34	4	24651-MEB-670	E6	45	19	38771-MEN-A70	H3	85	11	43500-KZ4-J43	F15	65	2
22125-435-000	D11	34	5	24652-KRN-A40	E6	45	20					43504-MB2-006	F15	65	3
22201-KRN-A10	D11	34	6	24700-KRN-A40	G11	77	1					43513-KZ4-J41	F15	65	4
22202-KSC-670	D11	34	7					40530-MEN-A31	G13	79	1	43514-KS6-701	G8	74	27
22321-KF0-770	D11	34	8	28000				40530-MEN-A32	G13	79	1	43520-KZ4-J43	F15	65	5
22351-KRN-A40	D11	34	9					40531-KRN-A12	G13	79	2	43521-KZ4-J41	F15	65	6
22352-KRN-670	D11	34	10	28210-KRN-A40	E8	47	1								
22401-KRN-A80	D11	34	11	28215-KRN-A80	E8	47	2								

PART NO. INDEX

Part Number				Address				Page				Ref.			
Part Number	Address	Page	Ref.	Part Number	Address	Page	Ref.	Part Number	Address	Page	Ref.	Part Number	Address	Page	Ref.
46000				51447-KRN-A41 F8 58 14				52400-KRN-T91 G15 81 1				53121-MEN-671 F4 54 2			
46182-MEL-D21 F15 65 9				51447-KRN-A91 F10 60 12				52401-KRN-A81 G15 81 2				53132-KA3-831 F4 54 3			
46401-TM8-A01 E9 48 15				51450-KRN-A81 F8 58 15				52401-KRN-A91 G15 81 2				53132-KZ4-J20 F4 54 3			
46504-KZ4-J41 F15 65 10				51450-KRN-A91 F10 60 13				52402-KRN-A81 G15 81 2				53133-KA3-832 F4 54 4			
46510-MEN-730 G11 77 6				51451-KRN-A91 F10 60 14				52402-KRN-A91 G15 81 2				53140-KRN-A30 F1 51 4			
46511-KZ4-J00 G11 77 7				51451-MEN-A11 F8 58 16				52403-KRN-A81 G15 81 2				53165-KRN-A30 F1 51 5			
46513-KRN-730 G11 77 8				51453-KRN-A51 F8 58 17				52403-KRN-A91 G15 81 2				53166-KRN-A30 F1 51 6			
46525-KK0-003 G11 77 9				51453-KRN-A91 F10 60 15				52410-KRN-A81 G15 81 3				53167-MEB-672 F1 51 7			
				51456-KRN-A91 F10 60 16				52410-KRN-A91 G15 81 3				53168-KRN-A90 F1 51 8			
				51456-KZ3-J41 F8 58 18				52410-KRN-E81 G15 81 3				53168-MEB-671 F1 51 8			
				51457-KRN-A91 F10 60 17				52410-KRN-E91 G15 81 3				53169-MEB-670 F1 51 9			
50000				51458-KRN-A91 F10 60 18				52410-KRN-T81 G15 81 3				53171-MEN-J01 F3 53 12			
50100-KRN-A81 H4 86 2				51476-KRN-A91 F10 60 19				52410-KRN-T91 G15 81 3				53172-KSK-670 F1 51 10			
50100-KRN-A82 H4 86 2				51476-KRN-A91 F10 60 20				52419-KZ3-J21 G15 81 4				53174-KCE-670 F1 51 11			
50124-MEN-A70 H4 86 3				51476-MEY-003 F8 58 19				52421-KRN-A81 G15 81 5				53174-KN5-006 F3 53 13			
50127-KRN-A80 H4 86 4				51480-KRN-A81 F8 58 20				52422-KRN-A41 G15 81 6				53176-MEN-J01 F3 53 14			
50128-MEN-A70 H4 86 5				51480-KRN-A91 F10 60 21				52423-KRN-A41 G15 81 7				53177-KSK-670 F1 51 12			
50184-KRN-A80 H4 86 6				51490-KRN-A41 F9 59 21				52425-169-003 F11 61 32				53178-MEN-A01 F1 51 13			
50200-MEN-A70 H4 86 7				51490-KRN-A91 F10 60 22				52425-381-771 G15 81 8				53179-MEN-671 F1 51 14			
50217-MEN-A70 H4 86 8				51520-KRN-A71 F9 59 22				52425-KRN-A81 G15 81 9				53192-MEN-670 F1 51 15			
50360-KRN-A40 H4 86 9				51520-KRN-A91 F10 60 23				52425-KRN-A91 G16 82 9				53214-KZ3-861 F6 56 2			
50360-KRN-A90 H4 86 9				51530-KRN-A91 F10 60 24				52425-KRN-E81 G15 81 9				53214-KZ4-701 F6 56 3			
50405-KRN-A40 H4 86 10				51540-KRN-A91 F10 60 25				52425-KRN-E91 G15 81 9				53219-KRN-A80 F6 56 4			
50407-KRN-A81 H4 86 11				51550-KRN-A91 F11 61 26				52425-KRN-T81 G15 81 9				53229-KZ4-J30 F6 56 5			
50408-KRN-A81 H4 86 12				51552-KRN-A91 F11 61 27				52425-KRN-T91 G15 81 9				53300-KRN-A71 F4 54 5			
50500-KA3-820 G12 78 1				51555-KRN-A91 F11 61 28				52426-KRN-A81 G16 82 10				53700-KRN-A71 F5 55 2			
50530-KRN-A70 G12 78 2				51580-KRN-A81 F9 59 23				52427-MEB-751 G16 82 11				53701-MEN-A51 F5 55 3			
50603-KZ4-J40 G12 78 3				51580-KRN-A91 F11 61 29				52428-KRN-711 G16 82 12				53711-MEN-A51 F5 55 4			
50610-MEN-A70 G12 78 4				51580-KRN-E91 F11 61 29				52429-KRN-A41 G16 82 13				53712-MEN-A51 F5 55 5			
50611-MEN-A70 G12 78 5				51580-KRN-T91 F11 61 29				52431-KZ3-J31 G16 82 14				53721-KRN-A71 F5 55 6			
50617-KZ4-J40 G12 78 6				51610-MEN-000ZA F9 59 24				52434-KZ3-J21 G16 82 15				53731-MEN-A11 F5 55 7			
50618-KZ4-J40 G12 78 7				51610-MEN-000ZE F11 61 30				52434-KZ3-J31 G16 82 16				53754-MEN-A11 F5 55 8			
50660-MEN-A60 G12 78 8				51614-KRN-A70ZA F13 63 15				52435-KZ3-J21 G16 82 17				53755-MEN-A51 F5 55 9			
50670-MEN-A60 G12 78 9				51614-KRN-A90ZA F13 63 15				52436-KRN-A41 G16 82 18				53756-KRN-A71 F5 55 10			
				51620-MEN-000ZA F9 59 25				52438-KA4-741 G16 82 19				53757-MEN-A11 F5 55 11			
				51620-MEN-000ZE F11 61 31				52440-KRN-A71 G16 82 20				53782-MEN-A70 F5 55 12			
51000				52440-KRN-A91 G16 82 20				61000				90000			
51401-KRN-A41 F8 58 3				52445-KRN-A91 G16 82 21				61110-KRN-A90ZA F7 57 1				90001-KRN-670 D2 25 10			
51402-KRN-A71 F8 58 3				52451-KRN-A41 G16 82 22				61110-MEN-A70ZA F7 57 1				90001-KRN-A40 D2 25 11			
51403-KRN-A41 F8 58 3				52452-KRN-A41 G16 82 23				61136-MEN-A70ZA F4 54 6				90001-KRN-A90 D13 36 26			
51410-KRN-A41 F8 58 4				52453-KRN-A41 G16 82 24				61304-958-003 H2 84 1				90001-MEN-850 D16 39 12			
51410-KRN-A91 F10 60 3				52455-KZ3-J21 G16 82 25				77000				90002-892-000 E9 48 16			
51412-KRN-A51 F8 58 5				52463-KZ4-J40 G16 82 26				77100-MEN-A70ZA G6 72 3				90002-KRN-670 D2 25 12			
51412-KRN-A91 F10 60 4				52464-KRN-710 G16 82 27				77101-MEN-A70 G6 72 4				90004-GHB-600 D7 30 7			
51414-KRN-A41 F8 58 6				52464-MEN-A30 G16 82 28				80000				90004-GHB-630 D12 35 11			
51414-KRN-A91 F10 60 5				52465-KRN-A80 G16 82 29				80101-MEN-A71ZA H2 84 2				90004-GHB-690 D12 35 13			
51415-KRN-A41 F8 58 7				52466-KRN-710 G16 82 30				80123-MA1-640 H4 86 13				90004-GHB-710 D12 35 13			
51415-KRN-A91 F10 60 6				52473-MEN-A30 H1 83 31				80300				90004-GHB-780 D12 35 14			
51420-KRN-A51 F8 58 8				52475-KRN-A80 H1 83 32				83510-MEN-A70ZA G6 72 5				90005-896-000 D14 37 4			
51420-KRN-A91 F10 60 7				52475-KZ4-J20 H1 83 33				83515-MEN-A70 G6 72 6				90012-KM9-000 D2 25 13			
51430-KRN-A71 F8 58 9				52476-KZ4-J20 H1 83 34				83610-MEN-A70ZA G6 72 7				90013-MEB-670 D11 34 16			
51430-KRN-A91 F10 60 8				52486-KZ3-J21 H1 83 35								90017-KRN-A40 D1 24 5			
51431-KRN-A41 F8 58 10				52487-KA4-831 H1 83 36								90022-MG8-000 E6 45 21			
51436-KRN-A81 F8 58 11				52487-MEN-A11 F5 55 1								90022-MM5-000 D11 34 17			
51436-KRN-A91 F10 60 9				53000											
51438-KRN-A41 F8 58 12				53100-MEN-670 F4 54 1											
51438-KRN-A91 F10 60 10				53121-KRN-A90 F4 54 2											
51440-KRN-A41 F8 58 13															
51440-KRN-A91 F10 60 11															

PART NO. INDEX

Part Number	Address	Page	Ref.	Part Number	Address	Page	Ref.	Part Number	Address	Page	Ref.	Part Number	Address	Page	Ref.
90071-MF5-000	E4	43	20	90124-MEN-A10	F5	55	13	90461-KRN-A80	E5	44	30	91012-KRN-A40	E5	44	38
	E6	45	22	90125-KA4-000	G2	68	20	90462-KRN-A80	E5	44	31	91015-KZ4-701	F6	56	8
90084-MN8-010	D12	35	15	90125-MEN-A10	F5	55	14	90463-ML7-000	D9	32	16	91022-KA4-740	D16	39	19
90087-HB5-000	D9	32	13	90126-MEN-A70	GB6	72	9		E11	50	1	91051-KRN-A31	G14	80	28
90088-MEB-670	D7	30	8	90130-MEN-840	H1	83	38	90465-MC4-000	G2	68	25			29	
90101-KRN-730	G5	71	3	90131-MEN-A70	H1	83	39	90474-333-000	D16	39	14	91051-KSC-003	H1	83	48
90101-KRN-A40	H4	86	14	90132-MEN-A30	H1	83	40		E11	50	1	91051-KZ4-J21	G2	68	26
90101-KRN-A90	F16	66	17	90145-MS9-612	F3	53	18	90501-444-000	E8	47	10	91051-MEN-A31	F6	56	9
90101-KZ3-J50	G12	78	10		F15	65	12	90501-GBL-730	G14	80	27	91052-KZ4-J21	G2	68	27
90101-KZ4-J40	G12	78	11	90152-MEB-750	H1	83	41	90501-KRN-710	H1	83	46	91052-KZ4-J21	G2	68	27
90101-MEN-A10	H4	86	15	90153-KZ4-710	H1	83	42	90501-KSC-670	E5	44	32	91062-MAC-681	F13	63	20
90101-MEN-A60	G14	80	19	90170-MEB-670	G10	76	29	90501-KZ4-J40	H1	83	47	91071-MJ0-003	G14	80	30
	H4	86	16	90201-KPR-901	H7	89	19	90502-MEN-A30	G4	70	30	91072-KZ3-861	G14	80	31
90101-MEN-A70	G14	80	20	90235-MEN-A30	D11	34	18	90502-MEN-A70	G10	76	30	91074-KRN-711	H1	83	49
90102-MEN-A30	H4	86	17	90301-473-003	F13	63	18	90503-KZ4-J40	F4	54	13	91074-MAC-741	H1	83	50
90102-MEN-A60	F1	51	16		G2	68	21	90503-MEN-A31	G4	70	31	91201-148-003	D9	32	18
	F3	53	15		G14	80	24	90504-MEY-670	G5	71	5	91201-KS6-004	F14	64	21
90102-V02-000	D14	37	5	90301-782-000	F1	51	20	90507-KA3-830	F4	54	14	91201-KSR-A01	E5	44	39
90103-MEB-670	H4	86	18	90301-KZ4-J40	F13	63	19	90512-KRN-730	G11	77	11	91201-MEB-671	D16	39	21
90103-MEN-A30	G11	77	10	90302-KZ3-J40	H5	87	24	90512-KZ4-J20	F7	57	2	91202-MEY-671	D16	39	22
90103-MEN-A60	G14	80	21	90304-KZ4-J30	F4	54	11	90543-MW9-670	D1	24	6	91203-KA4-771	D16	39	23
90104-KRN-A90	F6	56	6	90305-GK8-000	K8	74	28		E10	49	1	91204-MEN-A31	D12	35	19
90104-MEY-670	H4	86	19	90305-KRN-A30	H1	83	43	90545-300-000	F3	53	19	91205-KA3-712	D9	32	19
90105-MAC-680	F13	63	16	90305-KZ3-B01	G14	80	25		F15	65	13	91205-KE1-004	E3	42	8
	G1	67	19	90305-KZ4-J20	G2	68	22	90601-360-000	E5	44	33	91205-MEB-671	D16	39	24
90105-MEN-000	G14	80	22	90306-KBP-901	H1	83	44	90601-KRN-A40	D12	35	17	91251-444-000	G11	77	12
90105-MEN-730	G4	70	28	90306-KZ4-711	F4	54	12	90602-360-000	E5	44	34	91251-KZ4-J21	G2	68	28
90105-MEN-A30	H4	86	20		H1	83	45	90604-MEB-670	E3	42	5	91253-KZ3-861	G14	80	32
90105-MEN-A60	G5	71	4	90309-357-000	G14	80	26	90608-072-000	D11	34	23	91254-KRN-A41	F9	59	29
90106-KRN-A90	F1	51	17	90309-ML3-791	G2	68	23	90610-MEN-A30	D16	39	15	91254-KRN-A91	F11	61	37
90106-MEN-A60	F1	51	17	90401-KFC-900	E3	42	4	90620-SB2-003	H3	85	12	91256-KRN-A51	F9	59	30
90106-MJ0-000	F6	56	6	90401-KZ4-J20	G2	68	24	90650-KV6-003	F1	51	21	91256-KRN-A91	F11	61	38
	H5	87	21	90401-MEN-A30	D14	37	6		F2	52	26	91256-KZ3-731	H1	83	51
90107-KZ4-J40	F4	54	9	90402-KW6-960	D11	34	19	90650-MA6-720	F1	51	22	91256-ML3-791	F5	55	17
	F6	56	7	90403-HN8-000	E4	43	22		H3	85	13	91257-KRN-A91	F11	61	39
90108-KZ4-J40	F9	59	26	90403-KA3-830	H7	89	20	90651-MA5-671	F3	53	20	91257-KZ3-003	F9	59	31
	F11	61	34	90403-KRN-A40	D12	35	16	90651-MEN-A51	F5	55	15	91257-KZ3-891	H1	83	52
	G10	76	26	90404-KW3-000	E4	43	23	90652-KY4-900	D15	38	5	91257-MEB-751	F11	61	40
90108-MEN-A60	G4	70	29	90410-HC4-000	H5	87	25	90652-MEN-A11	F5	55	16	91258-GF4-003	F11	61	41
90109-MEN-A30	G10	76	27	90435-HB3-000	E6	45	23	90701-MR7-000	D2	25	16	91258-MEE-D01	F9	59	32
90109-MEN-A70	H7	89	18	90441-KRM-840	E5	44	24	90751-GK1-003	D12	35	18	91262-KZ3-731	H1	83	53
90110-KZ4-J40	F12	62	15		E6	45	24		E11	50	1	91283-ML7-003	G14	80	33
90111-MEB-003	F3	53	16	90441-KSC-670	D11	34	20					91301-469-003	F11	61	42
90111-MEN-A70	H5	87	22	90441-MEN-A30	D16	39	13	91000				91301-KRN-A41	E3	42	9
90112-413-000	E4	43	21	90442-397-000	D7	30	9						E11	50	1
90113-429-770	F1	51	18		E10	49	1	91001-147-003	D11	34	24	91301-KSR-A01	E5	44	40
90113-KZ3-000	F9	59	27	90446-357-000	E5	44	25	91001-KRN-671	D16	39	16		E11	50	1
	F11	61	35	90446-KRN-670	D2	25	14	91001-MEN-A31	E3	42	6	91301-KZ3-711	F9	59	33
90113-MAC-780	F9	59	28	90447-KE1-000	D9	32	14	91002-KRN-A11	D16	39	17		F11	61	43
	F11	61	36		E11	50	1	91002-MEN-A31	D9	32	17	91301-P7A-004	E9	48	17
90114-MAC-780	F13	63	17	90447-KRN-A40	D9	32	15	91004-KSC-671	E5	44	35	91302-MA3-661	F11	61	44
	F15	65	11	90451-155-000	E6	45	25	91004-KY4-900	E7	46	26	91302-PA9-003	D12	35	20
90114-MEN-J01	F3	53	17	90452-KSR-A00	E5	44	26	91005-KRN-A41	E5	44	36		E11	50	1
90115-KV3-700	G14	80	23	90452-KZ4-000	E5	44	27	91006-HA0-003	D16	39	18	91303-377-000	D12	35	21
90118-MEN-670	F1	51	19	90453-KRN-A80	E5	44	28	91006-MEN-A71	E5	44	37		E11	50	1
90121-MEN-A70	G6	72	8	90453-MK4-600	D2	25	15	91007-KRN-671	D6	29	19	91304-MJ0-003	D9	32	20
90122-MEN-730	H5	87	23	90455-HM8-A40	E5	44	29	91008-KRN-A41	E3	42	7		E11	50	1
90124-KZ4-J40	F4	54	10	90456-KA4-000	D11	34	21	91011-GCT-003	G14	80	28	91305-KF0-003	D9	32	21
90124-MEB-770	G10	76	28	90456-KRN-A40	D11	34	22	91011-KS6-003	D11	34	25		E11	50	1

PART NO. INDEX

Part Number	Address	Page	Ref.	Part Number	Address	Page	Ref.	Part Number	Address	Page	Ref.	Part Number	Address	Page	Ref.
94102-08800	G10	76	32	96001-06070-00	E1	40	32								
	G12	78	12	96211-08000	G11	77	16								
94103-05700	G14	80	35	96220-25078	D6	29	20								
94103-08000	G10	76	33	96220-30178	D15	38	6								
94111-08000	F14	64	23	96220-40080	E7	46	29								
	G2	68	30	96300-06012-00	D1	24	7								
94201-20120	G11	77	13		E1	40	33								
94201-25150	G12	78	13	96300-08020-00	E1	40	34								
94301-08100	D9	32	23	96300-08070-00	E1	40	35								
	D16	39	25												
94301-08140	D9	32	24												
	D12	35	23												
94301-10160	D12	35	24												
94301-12160	D8	31	3												
94301-12200	D2	25	18												
94301-14200	E1	40	26												
94510-14000	E7	46	28												
94510-16000	E8	47	12												
94520-14000	D12	35	25												
94520-36000	E3	42	11												
95000															
95002-02080	H7	89	22												
95002-02100	E1	40	27												
95002-02120	G8	74	33												
95002-02130	G8	74	34												
95003-14068-10	H7	89	23												
95003-23010-31	G8	74	35												
95014-22100	F4	54	15												
95015-54000	G11	77	14												
95701-08025-00	G10	76	34												
96000															
96001-06010-00	H3	85	17												
96001-06012-00	E1	40	28												
	H5	87	29												
96001-06016-00	D7	30	10												
	G4	70	36												
	H3	85	18												
96001-06018-00	H2	84	3												
96001-06020-00	D2	25	19												
	D9	32	25												
	G4	70	37												
	H3	85	19												
96001-06022-00	G11	77	15												
96001-06025-00	D10	33	26												
	H3	85	20												
96001-06028-00	D2	25	20												
	D8	31	4												
	D10	33	27												
96001-06030-07	D13	36	26												
96001-06035-00	D10	33	28												
96001-06045-00	E1	40	29												
96001-06050-00	E1	40	30												
96001-06055-00	E1	40	31												
96001-06060-00	D10	33	29												
96001-06065-00	D10	33	30												

PART NAME INDEX

J 1

Part name	Address	Page	Ref.	Part name	Address	Page	Ref.	Part name	Address	Page	Ref.
[A]											
ADJUSTER, COMPRESSION DAMPING FORCE	G16	82	20	BEARING, SPHERICAL, 10	H1	83	50	BOLT, FLANGE, 6X12	E1	40	33
ADJUSTER, SPRING	G15	81	6	BLADDER	G16	82	22		H5	87	29
ARM ASSY., KICK STARTER	G11	77	2	BODY COMP., FRAME	H4	86	2	BOLT, FLANGE, 6X16	D7	30	10
ARM COMP., EX. ROCKER	D4	27	6	BODY COMP., L. MUFFLER	G10	76	22		D12	35	11
ARM SUB ASSY., CUSHION	G16	82	29	BODY COMP., RR. FRAME	H4	86	7		F6	56	6
ARM, L. STEP	G12	78	9	BODY COMP., R. MUFFLER	G9	75	12		G4	70	36
ARM, R. STEP	G12	78	8	BOLT-WASHER, 4X16	F15	65	14		H3	85	18
AXLE, FR. WHEEL	F13	63	3	BOLT-WASHER, 5X20	E9	48	18		H5	87	21
AXLE, RR. WHEEL	G1	67	5	BOLT-WASHER, 6X16	F7	57	3	BOLT, FLANGE, 6X18	H2	84	3
				BOLT-WASHER, 6X18	E9	48	11	BOLT, FLANGE, 6X20	D2	25	19
					H5	87	26		D9	32	25
				BOLT-WASHER, 6X25	D11	34	17		G4	70	37
				BOLT ASSY., FR. FORK	F8	58	15		H3	85	19
					F10	60	13	BOLT, FLANGE, 6X22	G11	77	15
				BOLT A, PIN	F12	62	8	BOLT, FLANGE, 6X25	D7	30	8
				BOLT COMP., CENTER	F8	58	13		D10	33	26
BALL, STEEL, #8	G11	77	16		F10	60	11		H3	85	20
BAND, AIR CLEANER CONNECTING TUBE	G7	73	8	BOLT COMP., PLUG	F5	55	4	BOLT, FLANGE, 6X28	D2	25	20
				BOLT COMP., SEALING	F10	60	25		D8	31	4
BAND, INSULATOR	D2	25	6	BOLT SET, ADJUSTING	F3	53	16		D10	33	27
BAND, L. EX. PIPE	G9	75	15	BOLT, 10X24	H5	87	23	BOLT, FLANGE, 6X30	D13	36	26
BAND, L. MUFFLER	G9	75	14	BOLT, 6X12	G14	80	19	BOLT, FLANGE, 6X32	D12	35	12
BAND, TANK RR.	G3	69	10		H4	86	16	BOLT, FLANGE, 6X35	D10	33	28
BAND, WIRE HARNESS	F1	51	22	BOLT, 6X18	G5	71	4	BOLT, FLANGE, 6X40	D12	35	13
				BOLT, 6X20	F1	51	17	BOLT, FLANGE, 6X45	E1	40	29
				BOLT, 6X22	F1	51	16	BOLT, FLANGE, 6X50	E1	40	30
BAND, WIRE, 95MM	F1	51	21		F3	53	15	BOLT, FLANGE, 6X55	E1	40	31
				BOLT, 6X25	H7	89	18	BOLT, FLANGE, 6X60	D10	33	29
BAR, SIDE STAND	G12	78	2	BOLT, 6X30	G4	70	29	BOLT, FLANGE, 6X65	D10	33	30
BASE ASSY., ELEMENT	G7	73	6	BOLT, 6X45	G14	80	21	BOLT, FLANGE, 6X70	E1	40	32
BASE, CLAMP	E9	48	12	BOLT, 7X25	F5	55	14	BOLT, FLANGE, 6X75	D12	35	14
BEARING COMP.	F5	55	7	BOLT, 7X51.5	F5	55	13	BOLT, FLANGE, 7X50	D2	25	12
BEARING, BALL RADIAL, 6905	D6	29	19	BOLT, 8X20	G10	76	27	BOLT, FLANGE, 7X60	D2	25	10
BEARING, BALL, 12X24X6	D9	32	17	BOLT, 8X28	H4	86	15	BOLT, FLANGE, 8X121	H4	86	14
BEARING, HEAD PIPE	F6	56	8	BOLT, AIR CLEANER ELEMENT				BOLT, FLANGE, 8X18	H4	86	18
					SETTING	G7	73	BOLT, FLANGE, 8X20	E1	40	34
BEARING, NEEDLE THRUST	G14	80	31	BOLT, COVER	E9	48	2	BOLT, FLANGE, 8X24	G12	78	10
BEARING, NEEDLE, 12MM	D11	34	24	BOLT, CUSHION LOWER, 10X43.5	H1	83	42	BOLT, FLANGE, 8X25	G10	76	34
BEARING, NEEDLE, 12X16X10	D16	39	20	BOLT, CUSHION UPPER, 10X53	H1	83	41	BOLT, FLANGE, 8X32	G10	76	28
BEARING, NEEDLE, 19X26X13	H1	83	49	BOLT, DISK, 6X19	F13	63	16		G14	80	20
BEARING, NEEDLE, 20X26X15	H1	83	48		G1	67	19	BOLT, FLANGE, 8X35	F4	54	10
BEARING, NEEDLE, 22X29X30	G14	80	30	BOLT, FLANGE SOCKET, 6X14	E4	43	20	BOLT, FLANGE, 8X40	F9	59	26
BEARING, NEEDLE, 25X29X22	D11	34	25		E6	45	22		F11	61	34
BEARING, NEEDLE, 9MM	D16	39	18	BOLT, FLANGE, 10X126	H4	86	19		F12	62	15
BEARING, RADIAL BALL SPECIAL, 6202	E3	42	6	BOLT, FLANGE, 10X134	H5	87	22	BOLT, FLANGE, 8X45	F4	54	9
BEARING, RADIAL BALL, 17X40X11	E5	44	37	BOLT, FLANGE, 10X145	D2	25	11		F6	56	7
BEARING, RADIAL BALL, 22X47X14	E5	44	35	BOLT, FLANGE, 10X30	H4	86	17	BOLT, FLANGE, 8X70	E1	40	35
BEARING, RADIAL BALL, 22X52X14	E5	44	36	BOLT, FLANGE, 10X37	H4	86	20	BOLT, FR. DISK COVER	F13	63	17
BEARING, RADIAL BALL, 30X72X16	D16	39	16	BOLT, FLANGE, 5X10	E9	48	16		F15	65	11
BEARING, RADIAL BALL, 608UU	G14	80	28	BOLT, FLANGE, 5X16	D14	37	4	BOLT, HANDLE LEVER	F3	53	17
				BOLT, FLANGE, 6MM	F9	59	27	BOLT, HANDLE LEVER PIVOT	F1	51	18
					F11	61	35	BOLT, HEAD COVER	D1	24	5
BEARING, RADIAL BALL, 6904	F13	63	20	BOLT, FLANGE, 6X10	D7	30	7	BOLT, HEX., 6X16	E7	46	27
BEARING, RADIAL BALL, 69052RS	G2	68	26		D9	32	12		E8	47	11
BEARING, RADIAL BALL, 6905RS	G2	68	27		F4	54	8	BOLT, HEX., 8X47.5	G14	80	22
BEARING, RADIAL BALL, 6905U	E7	46	26		F16	66	17	BOLT, KICK ARM	G11	77	10
BEARING, ROLLER, 20X32X13	E3	42	7		H3	85	17	BOLT, KICK JOINT	G11	77	4
BEARING, SHELL, 33X38X8	D16	39	19	BOLT, FLANGE, 6X12	D1	24	7	BOLT, LEVER ADJUSTING	F1	51	19
BEARING, SPECIAL ROLLER	D16	39	17		E1	40	28				

PART NAME INDEX

J 2

Part name	Address	Page	Ref.	Part name	Address	Page	Ref.	Part name	Address	Page	Ref.
BOLT, LINK, 12X116	H1	83	39	CAP, 30MM	D9	32	13	COLLAR B, CUSHION	G16	82	28
BOLT, LINK, 12X82	H1	83	38	CAP, AIR VALVE	F10	60	18	COLLAR COMP., R. FR. WHEEL	F13	63	5
BOLT, LINK, 12X87	H1	83	40		F11	61	32	COLLAR C, CUSHION ARM	G16	82	26
BOLT, OIL, 10X22	F3	53	18		G15	81	8	COLLAR D, CUSHION ARM	G16	82	27
	F15	65	12	CAP, BLEEDER	F12	62	4	COLLAR D, CUSHION ARM SIDE	G16	82	30
BOLT, PIN	F16	66	5		F16	66	12	COLLAR, 17MM	E4	43	5
BOLT, PLUG	F8	58	18	CAP, CHAMBER	F11	61	27	COLLAR, 20MM	E4	43	16
	F10	60	16	CAP, END	F5	55	11	COLLAR, 24MM	E4	43	8
			17	CAP, MASTER CYLINDER	F3	53	4	COLLAR, CHAIN TENSIONER	G13	79	13
BOLT, PROTECTOR	F9	59	28		F15	65	4	COLLAR, CLUTCH OUTER	D11	34	15
	F11	61	36	CAP, OIL FILLER	D9	32	6	COLLAR, CONNECTING ROD	H1	83	31
BOLT, SOCKET, 5X25	D14	37	5	CAP, VALVE	F13	63	2	COLLAR, COUNTERSHAFT	E4	43	3
BOLT, SPECIAL, 12X28	D11	34	16		G1	67	14	COLLAR, COUNTERSHAFT THIRD			
BOLT, SPECIAL, 5X9	G5	71	3	CASE COMP., DAMPER	G15	81	9	GEAR	E4	43	11
BOLT, SPECIAL, 6MM	G6	72	9		G16	82	9	COLLAR, DRIVE SPROCKET	E4	43	19
	G10	76	29	CASE COMP., ROD GUIDE	G16	82	13	COLLAR, ENGINE GUARD	G5	71	5
BOLT, SPECIAL, 8MM	G6	72	8	CASE, AIR CLEANER	G7	73	4	COLLAR, FR. FENDER	F7	57	2
BOLT, STEP, 12MM	G12	78	11	CASE, DAMPER	F5	55	3	COLLAR, FR. WHEEL DISTANCE	F13	63	6
BOLT, STUD, 8X34	D2	25	13	CENTER, CLUTCH	D11	34	4	COLLAR, FUEL PUMP	G4	70	31
BOLT, UBS, 8X33	E4	43	21	CENTER, GEARSHIFT DRUM	E6	45	7	COLLAR, KICK SPINDLE	E8	47	9
BOLT, WIRE ADJUSTING	F1	51	15	CHAIN, CAM	D7	30	1	COLLAR, LINK SIDE	H1	83	33
BOOT B	F12	62	10	CHAIN, DRIVE	G13	79	1	COLLAR, L. FR. WHEEL	F13	83	4
	F16	66	16	CIRCLIP	F3	53	20	COLLAR, L. RR. AXLE	G1	67	6
BOOT COMP.	F3	53	2		F5	55	15	COLLAR, MAINSHAFT FOURTH GEAR	E4	43	13
	F15	65	3				16	COLLAR, MUDGUARD	H4	86	13
BOOT, PIN BUSH	F12	62	9		F15	65	9	COLLAR, ORIFICE	G16	82	21
	F16	66	15	CIRCLIP, 8MM	D15	38	5	COLLAR, RADIATOR MOUNTING	H6	88	8
BRACKET SUB ASSY., L. FR.				CIRCLIP, EXTERNAL, 14MM	E7	46	28	COLLAR, REBOUND NEEDLE	F8	58	12
CALIPER	F12	62	12	CIRCLIP, EXTERNAL, 16MM	E8	47	12		F10	60	10
BRACKET SUB ASSY., RR.	F16	66	7	CIRCLIP, INTERNAL	D12	35	17	COLLAR, RR. WHEEL DISTANCE	G1	67	9
BRACKET, ECU	H4	86	3	CIRCLIP, INTERNAL, 14MM	D12	35	25	COLLAR, RR. WHEEL SIDE	G1	67	8
BRACKET, L. HANDLE LEVER	F1	51	10	CIRCLIP, INTERNAL, 36	E3	42	11	COLLAR, R. RR. AXLE	G1	67	7
BRACKET, L. STEP	G12	78	5	CIRCLIP, SPECIAL, 33MM	E3	42	5	COLLAR, SEAT FR.	G3	69	12
BRACKET, R. STEP	G12	78	4	CLAMPER A, FR. BRAKE HOSE	F8	58	1	COLLAR, SHIFTER	E6	45	10
BRIDGE COMP., FORK TOP	F4	54	5		F10	60	1	COLLAR, STEERING DAMPER	F5	55	12
BUSH B, SLIDER	F8	58	10	CLAMPER B, FR. BRAKE HOSE	F8	58	2	COLLAR, SWINGARM PIVOT SIDE	G13	79	9
BUSH, 15MM	E8	47	4		F10	60	2	COLLAR, SWINGARM, 47.6MM	G13	79	7
BUSH, GUIDE	F8	58	6	CLAMPER, CORD	D14	37	3	COLLAR, SWINGARM, 52.4MM	G13	79	8
	F10	60	5	CLAMPER, FUEL HOSE	E9	48	13	COLLAR, TANK SETTING	G3	69	8
BUSH, SLIDER	F8	58	7	CLAMPER, RADIATOR HOSE	G10	76	25	COLLAR, TENSIONER	D7	30	4
			11	CLAMP B, WATER HOSE	H7	89	17	COLLAR, WATER PASS, 16MM	D9	32	1
	F10	60	6	CLAMP, MASTER CYLINDER OIL				CONDENSER UNIT	H3	85	7
			9	HOSE	G8	74	27	COTTER, VALVE	D4	27	16
				CLIP, BREATHER TUBE PROTECTOR	G3	69	2				17
[C]				CLIP, COUPLER	H3	85	15	COUNTERSHAFT	E4	43	2
CABLE COMP., CLUTCH	F1	51	2	CLIP, HARNESS BAND	F2	52	27	COVER ASSY., R. CRANKCASE	D9	32	2
CABLE COMP., THROTTLE	F1	51	1	CLIP, OIL DRAIN TUBE	G7	73	1	COVER COMP., CYLINDER HEAD	D1	24	2
CABLE, FUEL TANK STOPPER	G3	69	19	CLIP, PISTON PIN, 10MM	D11	34	1	COVER COMP., DRIVE SPROCKET	D12	35	9
CALIPER SUB ASSY., L. FR.				CLIP, PISTON PIN, 16MM	E2	41	5	COVER COMP., L. CRANKCASE	D12	35	2
BRAKE	F12	62	11	CLIP, TUBE	E1	40	27	COVER COMP., L. SIDE	G6	72	7
CALIPER SUB ASSY., RR. BRAKE	F16	66	6		G7	73	2	COVER COMP., R. SIDE	G6	72	5
CAMSHAFT ASSY.	D4	27	3		G8	74	33	COVER, BODY	E9	48	3
CAP ASSY., FUEL TANK	G3	69	21				89	COVER, CLUTCH	D9	32	3
CAP ASSY., NOISE SUPPRESSOR	H3	85	2		H7	89	22	COVER, FR. DISK	F13	63	15
CAP COMP., CHAMBER	F11	61	26	CLIP, WIRE HARNESS	H3	85	14	COVER, FUEL CONNECTOR	G3	69	17
	G16	82	24	COCK ASSY., DRAIN	H7	89	25		G4	70	38
CAP COMP., RADIATOR	H6	88	5	COCK, DRAIN	H7	89	24	COVER, L. AIR CLEANER BOX	G6	72	2
CAP, 14MM	D12	35	15	COIL COMP., IGNITION	H3	85	1	COVER, L. END	G9	75	19
				COLLAR	G4	70	27	COVER, L. HANDLE LEVER	F1	51	12



PART NAME INDEX

Part name	Address	Page	Ref.	Part name	Address	Page	Ref.	Part name	Address	Page	Ref.
COVER, OIL FILTER	D12	35	1	[E]				GEAR, MAINSHAFT SECOND	E4	43	6
COVER, RR. DISK	F16	66	9	ELEMENT, AIR CLEANER	G7	73	5	GEAR, MAINSHAFT THIRD	E4	43	9
COVER, R. AIR CLEANER BOX	G6	72	1	EMBLEM, PRODUCT	F4	54	7	GEAR, OIL PUMP DRIVEN	D15	38	2
COVER, R. END	G9	75	3	[F]				GEAR, PRIMARY DRIVE	D11	34	14
COVER, R. HANDLE LEVER	F3	53	14	FENDER ASSY., FR.	F7	57	1	GEAR, STARTER IDLE	E8	47	5
COVER, WATER PUMP	D9	32	9	FENDER SET, RR.	H2	84	2	GEAR, WATER PUMP DRIVE	E3	42	3
CRANKCASE COMP., L.	D16	39	6	FILM, PROTECTOR	H4	86	1	GRILLE, L. RADIATOR	H6	88	4
CRANKCASE COMP., R.	D16	39	1	FILTER COMP., ENGINE OIL	D12	35	5	GRILLE, R. RADIATOR	H6	88	3
CRANKSHAFT COMP.	E2	41	1	FILTER KIT, FUEL	G3	69	1	GRILL, RADIATOR L.	H6	88	4
CUSHION ASSY., RR.	G15	81	1	FLAP, TIRE	F13	63	12	GRIP COMP., THROTTLE	F1	51	4
CUSHION RING, INJECTOR	E9	48	10	FLYWHEEL COMP.	D14	37	1	GRIP, L. HANDLE	F1	51	6
CUSHION, HANDLE PIPE	F4	54	4	FORK SUB ASSY., L. FR.	F9	59	23	GRIP, R. HANDLE	F1	51	5
CYLINDER	D8	31	1	FORK SUB ASSY., R. FR.	F11	61	29	GUARD, HEAT	G7	73	9
CYLINDER ASSY., RR. BRAKE				FORK, CENTER GEARSHIFT	F8	58	20	GUARD, L. ENGINE	H4	86	9
MASTER	F15	65	2	FORK, L. GEARSHIFT	F10	60	21	GUARD, L. HEAT	G7	73	11
CYLINDER SUB ASSY., FR. BRAKE				FORK, R. GEARSHIFT	F10	60	21	GUARD, RR. CALIPER	F16	66	10
MASTER	F3	53	3	[G]				GUARD, R. HEAT	G7	73	10
CYLINDER SUB ASSY., FR. MASTER	F3	53	3	GASKET KIT A	E10	49	1	GUIDE A, BRAKE HOSE	G13	79	4
MASTER	F3	53	3	GASKET KIT B	E11	50	1	GUIDE B, BRAKE HOSE	G13	79	5
[D]				GASKET, CLUTCH COVER	D9	32	4	GUIDE SET, CHAIN	G13	79	11
DAMPER ASSY., STEERING	F5	55	2	GASKET, CRANKCASE	D16	39	5	GUIDE, BRAKE HOSE	G13	79	3
DAMPER COMP., FR.	F8	58	9	GASKET, CYLINDER	D8	31	2	GUIDE, CABLE	H4	86	5
	F10	60	8	GASKET, CYLINDER HEAD	E10	49	1	GUIDE, CAM CHAIN	D7	30	6
DAMPER COMP., RR.	G15	81	3	GASKET, CYLINDER HEAD	E10	49	1	GUIDE, DRIVE CHAIN	D12	35	10
DIAL, CLUTCH CABLE ADJUSTING	F1	51	14	GASKET, EX. PIPE	E10	49	1	GUIDE, EX. VALVE	D2	25	3
DIAPHRAGM	F3	53	7	GASKET, HEAD COVER	D1	24	4	GUIDE, FR. BRAKE HOSE	F6	56	1
	F15	65	7	GASKET, L. COVER	E10	49	1	GUIDE, IN. VALVE	D2	25	2
DISK B, CLUTCH FRICTION	D11	34	7	GASKET, R. COVER	D9	32	5	GUIDE, STOPPER CABLE	G3	69	20
DISK, CLUTCH FRICTION	D11	34	6	GASKET, TENSIONER LIFTER	D7	30	5	GUIDE, TUBE	D16	39	15
DISK, FR. BRAKE	F13	63	14	GASKET, WATER PUMP	D9	32	10	[H]			
DISK, RR. BRAKE	G1	67	16	GAUGE, AIR PRESSURE	H8	90	4	HARNESS, WIRE	H3	85	8
DOWEL PIN, 10X16	D12	35	24	GAUGE, OIL LEVEL	D12	35	7	HEAD ASSY., CYLINDER	D2	25	1
DOWEL PIN, 12X20	D2	25	18	GEAR COMP., WATER PUMP	D9	32	11	HOLDER B1, HANDLE PIPE UPPER ..	F4	54	15
DOWEL PIN, 14X20	E1	40	26	GEAR, BALANCER DRIVE	D11	34	2	HOLDER, COUPLER	H3	85	4
DOWEL PIN, 8X10	D9	32	23	GEAR, BALANCER DRIVEN	E3	42	2	HOLDER, EARTH	H3	85	5
	D16	39	25	GEAR, COUNTERSHAFT FIFTH	E4	43	17	HOLDER, HANDLE UNDER	F4	54	3
DOWEL PIN, 8X14	D9	32	24	GEAR, COUNTERSHAFT FOURTH	E4	43	14	HOLDER, L. LEVER BRACKET	F1	51	11
	D12	35	23	GEAR, COUNTERSHAFT LOW	E4	43	4	HOLDER, MASTER CYLINDER	F3	53	5
DOWEL PIN, 9X14	D2	25	16	GEAR, COUNTERSHAFT SECOND	E4	43	7	HOSE ASSY., FUEL FEED	G3	69	23
D-RING, 14X3	D12	35	22	GEAR, COUNTERSHAFT THIRD	E4	43	10	HOSE A, WATER	H6	88	9
	E11	50	1	GEAR, MAINSHAFT FIFTH	E4	43	15	HOSE B, WATER	H6	88	10
D-RING, 15MM	E3	42	9	GEAR, MAINSHAFT FOURTH	E4	43	12	HOSE COMP., FR. BRAKE	F3	53	1
	E11	50	1	[I]				HOSE COMP., FUEL FEED	G4	70	40
D-RING, 22MM	E5	44	40	IMPELLER, WATER PUMP	D9	32	7	HOSE COMP., RR. BRAKE	F15	65	1
	E11	50	1	INJECTOR ASSY., FUEL	E9	48	8	HOSE C, WATER	H6	88	11
DRUM, GEARSHIFT	E6	45	6	INSULATOR, THROTTLE BODY	D2	25	5	HOSE D, WATER	H6	88	12
DUCT, INLET	G7	73	12					HOSE E, WATER	H6	88	13
DUST SEAL, 15X20X2.5	G11	77	12					HOUSING, UNDER THROTTLE	F1	51	8
DUST SEAL, 16X26X3	H1	83	56					HOUSING, UPPER THROTTLE	F1	51	7
DUST SEAL, 17X20X2.5	G11	77	9					HUB SUB ASSY., FR.	F13	63	7
DUST SEAL, 17.5X26X3	H1	83	54					HUB SUB ASSY., RR.	G1	67	10
DUST SEAL, 22X29X4	G14	80	33					[I]			
DUST SEAL, 25X32X4	H1	83	53								
DUST SEAL, 30X37X4	G14	80	32								
DUST SEAL, 32X43X7	G2	68	28								
DUST SEAL, RR. CUSHION PIVOT	H1	83	55								
DUST SEAL, STEERING HEAD	F6	56	2								

PART NAME INDEX

J 4

Part name	Address	Page	Ref.	Part name	Address	Page	Ref.	Part name	Address	Page	Ref.
[J]											
JET COMP., PISTON, #70	D16	39	8	NUT, FLANGE, 6MM	H3	85	16	0-RING, 31.6X1.8	F9	59	30
JOINT, BRAKE ROD	F15	65	10	NUT, FLANGE, 8MM	G10	76	31	0-RING, 33.5X2	F9	59	34
JOINT, BREATHER TUBE	G7	73	20	H5		87	28	0-RING, 35.5X2	F11	61	44
JOINT, DRIVE CHAIN	G13	79	2	NUT, FR. AXLE	F13	63	19	0-RING, 36.5X2.0	F11	61	47
JOINT, FUEL TUBE	G7	73	3	NUT, HEX., 12MM	E3	42	10	0-RING, 39.5X2.0	F11	61	48
JOINT, INJECTOR	E9	48	7	G16		82	19	0-RING, 39.7X2.4	F9	59	32
JOINT, KICK ARM	G11	77	3	NUT, HEX., 6MM	F2	52	23	0-RING, 39.8X2.2	D12	35	20
JOINT, TUBE	G8	74	25	F15		65	15	E11		50	1
JOINT, WATER	D2	25	7	NUT, HEX., 8MM	F14	64	22	0-RING, 3.5X1.5	F9	59	33
JOINT, WATER HOSE	H6	88	14	G2		68	29	F11		61	43
				G14		80	26	0-RING, 3.5X43.7	G16	82	15
				NUT, LOCK	F8	58	16	0-RING, 3.7X73.9	G3	69	5
				F10		60	19	0-RING, 42.2X2.4	F11	61	41
				NUT, SPECIAL, 6X7	H2	84	1	0-RING, 42.5X2.0	G16	82	16
				NUT, SPRING, 6MM	G10	76	24	0-RING, 47.2X2.4	F9	59	35
				NUT, STEERING STEM	F4	54	11	F11		61	45
				NUT, U, 10MM	F4	54	12	0-RING, 5.8X1.9	F11	61	42
				H1		83	45	0-RING, 7.8X1.9	E9	48	17
				NUT, U, 12MM	H1	83	43	0-RING, 8.5X1.7	D12	35	18
							44	E11		50	1
				NUT, U, 22MM	G2	68	22	0-RING, 8.6X1.9	G3	69	4
				NUT, U, 6MM	F1	51	20	0-RING, 9.5X1.5	F5	55	18
							18	F11		61	46
				F13		63	18	0-RING, 9.8X1.9	H7	89	21
				G2		68	21	OUTER COMP., CLUTCH	D11	34	3
				G14		80	24	0 RING, 22.1X1.9	F11	61	39
				NUT, U, 8MM	G2	68	23	0 RING, 31.6X1.8	F11	61	38
				NUT, U, HEX. 14MM	G14	80	25				
				[O]				[P]			
				OIL SEAL SET	G16	82	18	PACKING, EX.	G9	75	16
				OIL SEAL, 10X21X5	D12	35	19	PACKING, FUEL CAP	G3	69	22
				OIL SEAL, 12X18X3	D16	39	24	PACKING, MUFFLER	G9	75	17
				OIL SEAL, 12X22X5	D9	32	18	PACK, GLASS WOOL CENTER	G9	75	9
				OIL SEAL, 14X22X5	D16	39	23	PAD SET, FR.	F12	62	5
				OIL SEAL, 16.5X25X5	D9	32	19	PAD SET, RR.	F16	66	1
				OIL SEAL, 24X36X8	E3	42	8	PAWL A, RATCHET	E6	45	11
				OIL SEAL, 26X37X7	F14	64	21	PAWL B, RATCHET	E6	45	12
				OIL SEAL, 28X37X7	E5	44	39	PEDAL COMP., CHANGE	G11	77	1
				OIL SEAL, 38X52X7	D16	39	21	PEDAL COMP., RR. BRAKE	G11	77	6
				OIL SEAL, 39X56X7.5	D16	39	22	PGM-FI UNIT	H3	85	10
				0-RING, 11X1.9	F5	55	19	PIECE, ADJUST	F5	55	5
				0-RING, 13.5X1.5	F5	55	20	PIECE, CLUTCH LIFTER	D11	34	10
				0-RING, 13.8X2.5	D12	35	21	PINION COMP., KICK STARTER	E8	47	1
				E11		50	1	PIN A, DOWEL, 12X16	D8	31	3
				0-RING, 15.8X2.4	D9	32	20	PIN D, JOINT	G11	77	14
				E11		50	1	PIN, GEARSHIFT RETURN SPRING	E6	45	20
				0-RING, 18X3	D9	32	22	PIN, HANGER	F12	62	14
				E11		50	1	F16		66	8
				0-RING, 19X3	D2	25	17	PIN, PISTON	E2	41	4
				E10		49	1	PIN, SHIFTER	E6	45	8
				0-RING, 21X1.9	F9	59	31	PIN, SPLIT, 2.0X12	G11	77	13
				0-RING, 21.5X1.5	H1	83	51	PIN, SPLIT, 2.5X15	G12	78	13
				0-RING, 21.9X2	F5	55	17	PIN, STEP JOINT	G12	78	3
				0-RING, 26.2X1.9	H1	83	52	PIPE COMP., EX.	G9	75	4
				0-RING, 27X2	D9	32	21	PIPE COMP., L. SLIDE	F9	59	22
				E11		50	1	F10		60	23
				0-RING, 27.7X1.9	F11	61	40	PIPE COMP., R. SLIDE	F8	58	8
				0-RING, 2.4X88.4	G3	69	6	F10		60	7
[K]											
KEY, SPECIAL WOODRUFF, 25X14 .	E2	41	6								
[L]											
LABEL, CAUTION	H9	91	3								
			4								
LABEL, DRIVE CHAIN	H9	91	1								
			2								
LABEL, FR. FORK	F11	61	33								
LABEL, HELMET INFORMATION	H9	91	5								
LABEL, RADIATOR CAP	H6	88	6								
LABEL, RR. DAMPER	H1	83	37								
LABEL, RR. DAMPER WARNING	H1	83	37								
LEATHER COMP., SEAT	G6	72	4								
LEVER COMP., CLUTCH LIFTER	D16	39	11								
LEVER COMP., R. STEERING											
HANDLE	F3	53	12								
LEVER, L. STEERING HANDLE	F1	51	13								
LID ASSY., AIR CLEANER	G7	73	15								
LIFTER ASSY., TENSIONER	D7	30	3								
LIFTER, VALVE	D4	27	10								
[M]											
MAINSHAFT COMP.	E4	43	1								
MARK	H10	92	3								
MARK, L. RADIATOR SHROUD	H10	92	2								
MARK, R. RADIATOR SHROUD	H10	92	1								
MAT, AIR CLEANER LID	G7	73	16								
MUDGUARD	G7	73	7								
MUFFLER COMP., L.	G9	75	18								
MUFFLER COMP., L. FR.	G10	76	21								
MUFFLER COMP., R.	G9	75	2								
MUFFLER COMP., R. FR.	G9	75	11								
[N]											
NUT, 18MM	D11	34	18								
NUT, ADJUSTER	G15	81	7								
NUT, CLIP, 6MM	G8	74	28								
	H7	89	19								
NUT, FLANGE, 10MM	H5	87	24								
NUT, FLANGE, 12MM	D14	37	7								
NUT, FLANGE, 6MM	F3	53	22								



PART NAME INDEX

J 5

Part name	Address	Page	Ref.	Part name	Address	Page	Ref.	Part name	Address	Page	Ref.
PIPE, STEERING HANDLE	F4	54	1	RING	F3	53	8	SCREW, BLEEDER	F12	62	3
PISTON	E2	41	3						F16	66	11
	F12	62	2	RING SET, PISTON	E2	41	2	SCREW, FLAT, 4X12	F3	53	21
	F16	66	13	RING, BACK UP	F8	58	5	SCREW, FLAT, 6X10	E5	44	41
PISTON SET, MASTER CYLINDER ..	F3	53	11		F10	60	4	SCREW, FLAT, 8X31	G2	68	20
	F15	65	5	RING, OIL SEAL STOP	F10	60	12	SCREW, PAN, 4X25	G8	74	29
PISTON, 27X27	F12	62	2	RING, OIL SEAL STOPPER	F8	58	14	SCREW, PAN, 4X30	G8	74	30
PISTON, FREE	F5	55	8	RING, PISTON	F8	58	17	SCREW, PAN, 5X8	G14	80	23
PIVOT, SHIFT DRUM STOPPER ARM	E6	45	21		F10	60	15				
PLATE, BEARING HOLDER	D16	39	13		G16	82	14	SCREW, SPECIAL FLAT, 6X17	D16	39	12
	E5	44	24	RING, STOPPER	F5	55	1	SCREW, SPECIAL, 5MM	G4	70	32
	E6	45	24		F11	61	28	SCREW, TAPPING, 5X20	G8	74	31
	D1	24	3		F16	66	14				
PLATE, BREATHER	D16	39	7		G16	82	17	SEAL RING, INJECTOR	E9	48	9
PLATE, CAM CHAIN GUIDE	G13	79	12					SEAL SET, FR. FORK	F9	59	21
PLATE, CHAIN GUIDE	D11	34	8						F10	60	22
PLATE, CLUTCH	D11	34	9		H1	83	36	SEAL SET, PISTON	F12	62	1
PLATE, CLUTCH PRESSURE	E5	44	38	RING, WEAR	F8	58	19		F16	66	2
PLATE, COUNTERSHAFT BEARING ..	F15	65	6		F10	60	20	SEAL, AIR CLEANER	G7	73	14
PLATE, DIAPHRAGM	G16	82	12	RIVET, BLIND, 3.2	G9	75	7	SEAL, DUST	F9	59	29
PLATE, END	H4	86	10	RIVET, BLIND, 4.8	G9	75	6		F11	61	37
PLATE, FR. ENGINE HANGER	F4	54	6	ROD COMP.	G16	82	10	SEAL, EX. VALVE STEM	D4	27	1
PLATE, FR. NUMBER	G3	69	14	ROD COMP., JOINT	F10	60	24	SEAL, MECHANICAL	D9	32	8
PLATE, FUEL PUMP	E6	45	14	ROD COMP., PISTON	F5	55	6	SEAL, SPARK PLUG TUBE	D1	24	1
PLATE, GUIDE	H4	86	12		G15	81	5		E10	49	1
PLATE, L. HEAD HANGER	D16	39	9	ROD COMP., PUSH	F15	65	8	SEAL, VALVE STEM	D4	27	2
PLATE, OIL GUIDE	E8	47	2	ROD SUB ASSY., CUSHION				SEAT COMP.	G6	72	3
PLATE, RATCHET GUIDE	H4	86	11	CONNECTING	H1	83	32	SEAT, JUDDER SPRING	D11	34	5
PLATE, R. HEAD HANGER	H4	86	8	ROD, CLUTCH LIFTER	D11	34	13	SEAT, SPRING	H1	83	35
PLATE, SEAT STOPPER	D16	39	3	ROD, PUSH	F3	53	10	SEAT, VALVE SPRING	D4	27	15
PLATE, TUBE GUIDE	G7	73	21	ROLLER COMP., CHAIN	G14	80	16	SENSOR ASSY., AIR TEMP	G8	74	26
PLUG, BREATHER TUBE	F12	62	13	ROLLER COMP., CHAIN LOWER	G14	80	17	SENSOR ASSY., MAP	E9	48	15
PLUG, PIN	D2	25	8	ROLLER, 2.5X7.8	D6	29	20	SENSOR ASSY., WATER TEMP	D2	25	9
PLUG, SPARK	E6	45	13	ROLLER, 3X17.8	D15	38	6	SENSOR A, MASTER POWER			
PLUNGER, PAWL	G9	75	5	ROLLER, 4X8	E7	46	29	PRESSURE	E9	48	15
PROTECTOR, EX. PIPE	F4	54	2	ROTOR, OIL PUMP INNER	D15	38	3	SEPARATOR COMP.	F3	53	6
PROTECTOR, HANDLE	F9	59	25	ROTOR, OIL PUMP OUTER	D15	38	4		G9	75	13
PROTECTOR, L. FR. FORK	F11	61	31	RUBBER, FUEL CONNECTOR	G3	69	18		G10	76	23
	F9	59	24		G4	70	39	SET RING, 20MM	E5	44	33
PROTECTOR, R. FR. FORK	F11	61	30	RUBBER, FUEL FEED HOSE	E9	48	14	SET RING, 22MM	E5	44	34
	G3	69	3	RUBBER, FUEL JOINT	G3	69	7	SHAFT A, SHIFT FORK	E6	45	4
				RUBBER, FUEL TANK MOUNTING	G3	69	13	SHAFT B, SHIFT FORK	E6	45	5
[R]				RUBBER, MOUNTING	D1	24	6	SHAFT COMP., BALANCER	E3	42	1
RADIATOR ASSY., L.	H7	89	16		E10	49	1	SHAFT, BRAKE PIVOT	G11	77	8
RADIATOR ASSY., R.	H6	88	15	RUBBER, RADIATOR LOWER	H6	88	2	SHAFT, EX. ROCKER ARM	D4	27	7
	H7	89	15	RUBBER, RADIATOR MOUNTING	H6	88	7	SHAFT, OIL PUMP	D15	38	1
RATCHET, STARTER	E8	47	3	RUBBER, RADIATOR UPPER	H6	88	1	SHAFT, SWINGARM PIVOT	G13	79	6
RECEIVER, CLUTCH CABLE	D12	35	8	RUBBER, SIDE COVER STOPPER	G6	72	6	SHIFTER, DRUM	E6	45	9
RECTIFIER ASSY., REGULATE	H3	85	6	RUBBER, SILENCER	G4	70	26	SHIM, TAPPET	D4	27	18
RETAINER	F12	62	7	RUBBER, STOPPER	G16	82	11		D5	28	18
	G3	69	24	RUBBER, TANK SIDE MOUNTING	G3	69	16		D6	29	18
				[S]				SHROUD SET, L. RADIATOR	G5	71	2
RETAINER, BRACKET	F16	66	4	SCREEN, OIL FILTER	D16	39	10	SHROUD SET, R. RADIATOR	G5	71	1
RETAINER, IN. VALVE SPRING	D4	27	14	SCREW-WASHER, 4X16	H5	87	27	SLIDER, CHAIN	G13	79	14
RETAINER, RR. WHEEL BEARING ..	G1	67	4	SCREW-WASHER, 5X12	E9	48	19		G14	80	14
RETAINER, VALVE SPRING	D4	27	13	SCREW-WASHER, 6X14	E9	48	20	SLIDER, THROTTLE CABLE	F1	51	9
RIM, FR. WHEEL	F13	63	9	SCREW-WASHER, 5X12	E9	48	19	SPANNER A, PIN	H8	90	1
RIM, RR. WHEEL	G1	67	12	SCREW-WASHER, 6X14	E9	48	20	SPINDLE COMP., GEARSHIFT	E6	45	18
				SCREW, 5X12	G4	70	28	SPINDLE, KICK STARTER	E8	47	7

PART NAME INDEX

J 6

Part name	Address	Page	Ref.	Part name	Address	Page	Ref.	Part name	Address	Page	Ref.
SPOKE SET, FR.	F13	63	1	TUBE	E9	48	5	WASHER, PLAIN, 8MM	G10	76	33
SPOKE SET, RR.	G1	67	1	TUBE A, BREATHER	G8	74	22	WASHER, RADIATOR MOUNTING	G12	78	12
				TUBE B, BREATHER	G8	74	23	WASHER, SEALING, 6MM	H7	89	20
SPRING ASSY., RR. BRAKE RETURN	G11	77	7	TUBE COMP., FUEL CAP BREATHER ..	G3	69	15	WASHER, SEALING, 6.5MM	D7	30	9
SPRING, AIR CLEANER LID	G7	73	13	TUBE C, BREATHER	G8	74	24	WASHER, SEALING, 7MM	E10	49	1
SPRING, BRAKE LEVER	F3	53	13	TUBE, AIR CLEANER CONNECTING ..	G7	73	17	WASHER, SEALING, 8MM	D9	32	16
SPRING, CLUTCH	D11	34	11	TUBE, BREATHER	D16	39	2	WASHER, SEALING, 8MM	E11	50	1
SPRING, DECOMPRESSION	D4	27	5	TUBE, OUTER	F8	58	4	WASHER, SPECIAL, 17MM	D9	32	14
SPRING, DRUM STOPPER	E6	45	17		F10	60	3	WASHER, SPECIAL, 7MM	E11	50	1
SPRING, EX. VALVE	D4	27	12	TUBE, TIRE	F13	63	11	WASHER, SPECIAL, 7MM	D16	39	14
SPRING, FR. FORK	F8	58	3		G1	67	17	WASHER, SPLINE, 20MM	E11	50	1
SPRING, GEARSHIFT RETURN	E6	45	19	TUBE, VINYL, 6X9X680	H7	89	23	WASHER, SPRING, 24MM	E4	43	22
SPRING, IN. VALVE	D4	27	11	TUBE, VINYL, 8X12X100	G8	74	35	WASHER, SPRING, 8MM	D9	32	15
SPRING, JUDDER	D11	34	12	TY-RAP, CABLE	G4	70	33	WASHER, STEERING STEM	E5	44	29
SPRING, KICK STARTER	E8	47	8					WASHER, SWINGARM SIDE THRUST ..			30
	G11	77	5	[V]				WASHER, THRUST			30
SPRING, L. STEP RETURN	G12	78	7	VALVE ASSY., RELIEF	D12	35	4	WASHER, THRUST INVOLUTE,			
SPRING, OIL FILTER	D12	35	6	VALVE COMP., AIR	F10	60	14	22X21X1	E4	43	23
SPRING, PAD	F12	62	6	VALVE COMP., REED	D16	39	4	WASHER, THRUST, 17.2MM	E5	44	25
	F16	66	3	VALVE COMP., STARTER	E9	48	1	WASHER, THRUST, 18X32	D11	34	21
SPRING, PAWL PLUNGER	E6	45	15	VALVE, EX.	D4	27	9	WASHER, THRUST, 20MM	D11	34	22
SPRING, RATCHET	E8	47	6	VALVE, IN.	D4	27	8	WASHER, THRUST, 22X30X1	E5	44	27
SPRING, RETURN	F5	55	9	[W]				WEIGHT, DECOMPRESSION	D4	27	4
SPRING, RR. CUSHION	G15	81	2	WASHER	F5	55	10	WHEEL SUB ASSY., FR.	F13	63	8
SPRING, R. STEP RETURN	G12	78	6	WASHER, 10MM	H5	87	25	WHEEL SUB ASSY., RR.	G1	67	11
SPROCKET, DRIVE	E4	43	18	WASHER, 12MM	D11	34	23	WOOL B, GLASS	G9	75	10
SPROCKET, FINAL DRIVEN	G1	67	3	WASHER, 12X22.5	E3	42	4	WOOL COMP., SUS	G9	75	20
STAND COMP., MAIN	G12	78	1	WASHER, 12.1X24.5	D14	37	6		G10	76	20
STATOR COMP.	D14	37	2	WASHER, 14MM	E6	45	25	WRENCH, NIPPLE	H8	90	2
STAY, CONDENSOR	H3	85	3	WASHER, 16.8X24	G14	80	27	WRENCH, PLUG	H8	90	3
STAY, COUPLER	H4	86	6	WASHER, 22X33X1.5	E8	47	10				
STAY, EX. PIPE PROTECTOR	G9	75	8	WASHER, 22X35X2	E5	44	28				
STAY, FUEL TANK FR.	G3	69	11	WASHER, 24X32X1	G2	68	24				
STAY, PB SENSOR	E9	48	4	WASHER, 26X10.5	E5	44	26				
STAY, STOPPER CABLE	H4	86	4	WASHER, 26X10.5	G11	77	11				
STEM SUB ASSY., STEERING	F6	56	4	WASHER, 6.1MM	E6	45	23				
STOPPER COMP., GEARSHIFT DRUM	E6	45	16	WASHER, 8MM	G2	68	25				
STOPPER, BEAD	F13	63	13	WASHER, CAMSHAFT THRUST	D2	25	14				
	G1	67	15	WASHER, CHAIN SLIDER	G14	80	15				
STOPPER, SPRING SEAT	G15	81	4	WASHER, CONICAL SPRING FUEL							
STRIPE, L. RADIATOR SHROUD ...	H10	92	5	PUMP	G4	70	30				
STRIPE, R. RADIATOR SHROUD ...	H10	92	4	WASHER, FR. MUFFLER STAY	G10	76	30				
SUB HARNESS, FUEL PUMP	H3	85	9	WASHER, LOCK, 18MM	D11	34	20				
SUSPENSION, PGM-FI UNIT	H3	85	11	WASHER, LOCK, 20MM	E5	44	31				
SWINGARM SUB ASSY., RR.	G14	80	18	WASHER, OIL BOLT	F3	53	19				
SWITCH ASSY., ENGINE STOP &					F15	65	13				
INDICATOR	F1	51	3	WASHER, PLAIN	D12	35	16				
	F2	52	24	WASHER, PLAIN, 10MM	D2	25	15				
SWITCH ASSY., MODE CHANGE &					F4	54	14				
INDICATOR	F2	52	25	WASHER, PLAIN, 12MM	D11	34	19				
[T]					H1	83	46				
TANK COMP., FUEL	G3	69	9	WASHER, PLAIN, 5MM	G14	80	35				
TENSIONER COMP., CAM CHAIN ...	D7	30	2	WASHER, PLAIN, 6MM	G4	70	35				
THREAD, STEERING HEAD TOP	F6	56	5	WASHER, PLAIN, 8MM	G10	76	32				
THROTTLE BODY ASSY.	E9	48	6								
TIRE, FR.	F13	63	10								
TIRE, RR.	G1	67	13								

1

FOREWORD INDEX

2

ENGINE GROUP

3

FRAME GROUP

4

PART NUMBER INDEX

5

PART NAME INDEX

HONDA
The Power of Dreams



PARTS CATALOGUE NEWS

Honda Motor Co., Ltd.
Service Division Service Technology

PARTS CATALOGUE - CORRECTED

Printed in Japan

CODE NO.	13KRNE02
PARTS CATALOGUE NEWS	CRF250R CRF250RE CRF250RF
NEWS NO.	001

Block No.	Ref. No.	Note	Part No.	Description	Reqd. QTY		Serial No.	Parts catalogue code
					CRF250R E	F		
F-4	8	L	53168-MEB-671	HOUSING, UNDER THROTTLE.....	1	-	-----	TH, U
					1	-	----- EK103165	ED
		L	53168-KRN-A90	1	-	EK103166 -----	ED
					-	1		

NOTE A:PART NO. CHANGE D:NEWLY PROVIDED E:PART NO. DELETION K:REQUIRED NO. CORRECTION L:APPLICATION SERIAL NO. CORRECTION
M:PART DESCRIPTION CORRECTION T:APPLICATION CORRECTION Z:REMARKS CHANGE



PARTS CATALOGUE NEWS

Honda Motor Co., Ltd.
Service Division Service Technology

PARTS CATALOGUE - CORRECTED

Printed in Japan

CODE NO.	13KRNE02
PARTS CATALOGUE NEWS	CRF250R CRF250RE CRF250RF
NEWS NO.	002

Block No.	Ref. No.	Note	Part No.	Description	Reqd. QTY		Serial No.	Parts catalogue code
					CRF250R E	F		
EOP-1	1	T	06111-KRN-A40	GASKET KIT A.	1	1	-----	ED, U
		T	12191-KRN-A41	GASKET, CYLINDER	1	1	-----	ED, U
		T	12226-KRN-N40	SEAL, SPARK PLUG TUBE.	1	1	-----	ED, U
		T	12251-KRN-A41	GASKET, CYLINDER HEAD	1	1	-----	ED, U
		T	12391-KRN-A40	GASKET, HEAD COVER.	1	1	-----	ED, U
		T	14560-MEN-671	GASKET, TENSIONER LIFTER.	1	1	-----	ED, U
		T	18291-MM5-860	GASKET, EX. PIPE	1	1	-----	ED, U
		T	90442-397-000	WASHER, SEALING, 6MM.	1	1	-----	ED, U
		T	90543-MV9-670	RUBBER, MOUNTING	2	2	-----	ED, U
T	91312-KE7-003	O-RING, 19X3 (NOK)	1	1	-----	ED, U		
EOP-2	1	T	06112-KRN-A41	GASKET KIT B.	1	1	-----	ED, U
		T	11191-KRN-A40	GASKET, CRANKCASE	1	1	-----	ED, U
		T	11352-KRN-A41	GASKET, CLUTCH COVER.	1	1	-----	ED, U
		T	11394-KRN-A40	GASKET, R. COVER.	1	1	-----	ED, U
		T	11395-KRN-A40	GASKET, L. COVER	1	1	-----	ED, U

NOTE A:PART NO. CHANGE D:NEWLY PROVIDED E:PART NO. DELETION K:REQUIRED NO. CORRECTION L:APPLICATION SERIAL NO. CORRECTION
M:PART DESCRIPTION CORRECTION T:APPLICATION CORRECTION Z:REMARKS CHANGE

PARTS CATALOGUE NEWS

BOOKNo. :13KRNE02

Block No.	Ref. No.	Note	Part No.	Description	Reqd. QTY		Serial No.		Parts catalogue code
					CRF250R E	F			
		T	19226-KRN-A40	GASKET, WATER PUMP.....	1	1	-----	-----	ED, U
		T	90447-KE1-000	WASHER, SEALING, 7MM.....	1	1	-----	-----	ED, U
		T	90463-ML7-000	WASHER, SEALING, 6.5MM.....	2	2	-----	-----	ED, U
		T	90474-333-000	WASHER, SEALING, 8MM.....	2	2	-----	-----	ED, U
		T	90751-GK1-003	O-RING, 8.5X1.7.....	1	1	-----	-----	ED, U
		T	91301-KRN-A41	D-RING, 15MM	1	1	-----	-----	ED, U
		T	91301-KSR-A01	D-RING, 22MM	1	1	-----	-----	ED, U
		T	91302-PA9-003	O-RING, 39.8X2.2 (ARAI).....	1	1	-----	-----	ED, U
		T	91303-377-000	O-RING, 13.8X2.5	1	1	-----	-----	ED, U
		T	91304-MJ0-003	O-RING, 15.8X2.4 (SHOWA).....	1	1	-----	-----	ED, U
		T	91305-KF0-003	O-RING, 27X2 (ARAI)	1	1	-----	-----	ED, U
		T	91307-035-000	O-RING, 18X3.....	1	1	-----	-----	ED, U
		T	91307-KRN-A41	D-RING, 14X3.....	1	1	-----	-----	ED, U

NOTE A:PART NO. CHANGE D:NEWLY PROVIDED E:PART NO. DELETION K:REQUIRED NO. CORRECTION L:APPLICATION SERIAL NO. CORRECTION
M:PART DESCRIPTION CORRECTION T:APPLICATION CORRECTION Z:REMARKS CHANGE



PARTS CATALOGUE NEWS

Honda Motor Co., Ltd.
Service Division Service Technology

PARTS CATALOGUE - CORRECTED

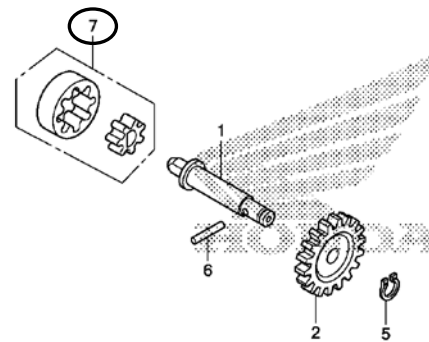
Printed in Japan

CODE NO.	13KRNE02
PARTS CATALOGUE NEWS	CRF250R CRF250RE CRF250RF
NEWS NO.	003

Block No.	Ref. No.	Note	Part No.	Description	Reqd. QTY	Serial No.	Parts catalogue code
					CRF250R E F		

E-14 OIL PUMP

Ref. No.	(Relative ref. Number)	Description	FRT
7	(1)		
1131C7		ROTOR, OIL PUMPINCLUDES: Engine removal and installation	4.5



KRN7E1400A

E-14	3	E	15331-GF6-000	*PARTS NO. DELETION
	4	E	15332-GF6-000	*PARTS NO. DELETION

NOTE A:PART NO. CHANGE D:NEWLY PROVIDED E:PART NO. DELETION K:REQUIRED NO. CORRECTION L:APPLICATION SERIAL NO. CORRECTION
M:PART DESCRIPTION CORRECTION T:APPLICATION CORRECTION Z:REMARKS CHANGE

PARTS CATALOGUE NEWS

BOOKNo. :13KRNE02

Block No.	Ref. No.	Note	Part No.	Description	Reqd. QTY		Serial No.	Parts catalogue code
					E	F		
	7	D	15021-GF6-000	ROTOR SET, OIL PUMP.....	1	1		

NOTE A:PART NO. CHANGE D:NEWLY PROVIDED E:PART NO. DELETION K:REQUIRED NO. CORRECTION L:APPLICATION SERIAL NO. CORRECTION
M:PART DESCRIPTION CORRECTION T:APPLICATION CORRECTION Z:REMARKS CHANGE