



CRF250X

**CRF250X'13
CRF250X'15**

PARTS CATALOGUE

2

FOREWORD INDEX

1

ENGINE GROUP

2

FRAME GROUP

3

PART NUMBER INDEX

4

PART NAME INDEX

5

Instruction for use of parts catalogue

- **This parts catalogue has been created as of August 10, 2014.**
 - Since this date, the sales practice for repair parts may have been changed or the parts may have been eliminated (listed for those not for sale).
 - The modified information is reflected on the latest Electronic Parts Catalogue (EPC). Also, refer to the parts catalogue news for any change.
 - See the parts catalogue news for any revision that is made after August 10, 2014.
- **Always specify the part number when ordering a part.**
 - Check the model, type, serial numbers, color, maker, and the size as needed before ordering a part.
 - Note that the illustrations (part drawings) can differ from the actual parts in shape. They are given just to help you to refer to the parts.
- **When modifications or additions to this parts catalogue are made, a revised edition will be issued at an appropriate time, with successively progressing revision numbers on the cover. We recommend obtaining such revisions in order to keep your parts catalogue up-to-date at all times. To check whether a parts catalogue revision has been issued, please contact your Honda distributor.**

Initial version issue date
 August 10, 2012
Honda Motor Co., Ltd.

CONTENTS

	Page	Address No.	
● Instruction for use of parts catalogue	1	B 1	1
● How to refer to the part information	2	B 2	
● Part catalogue structure	3	B 3	
● When the parts were revised	5	B 5	
● Abbreviations used in the parts catalogue	5	B 5	
● Part block and serial number check	6	B 6	
● Models, parts catalogue codes and applicable serial numbers	7	B 7	
● Fuel hose, general purpose hoses and vinyl hose	8	B 8	
● Illustrated index	12	B12	
● ENGINE GROUP	19	D 1	2
● FRAME GROUP	48	F 1	3
● PART NO. INDEX	90	I 1	4
● PART NAME INDEX	95	J 1	5

How to refer to the part information

A Reference with "Illustrated index"

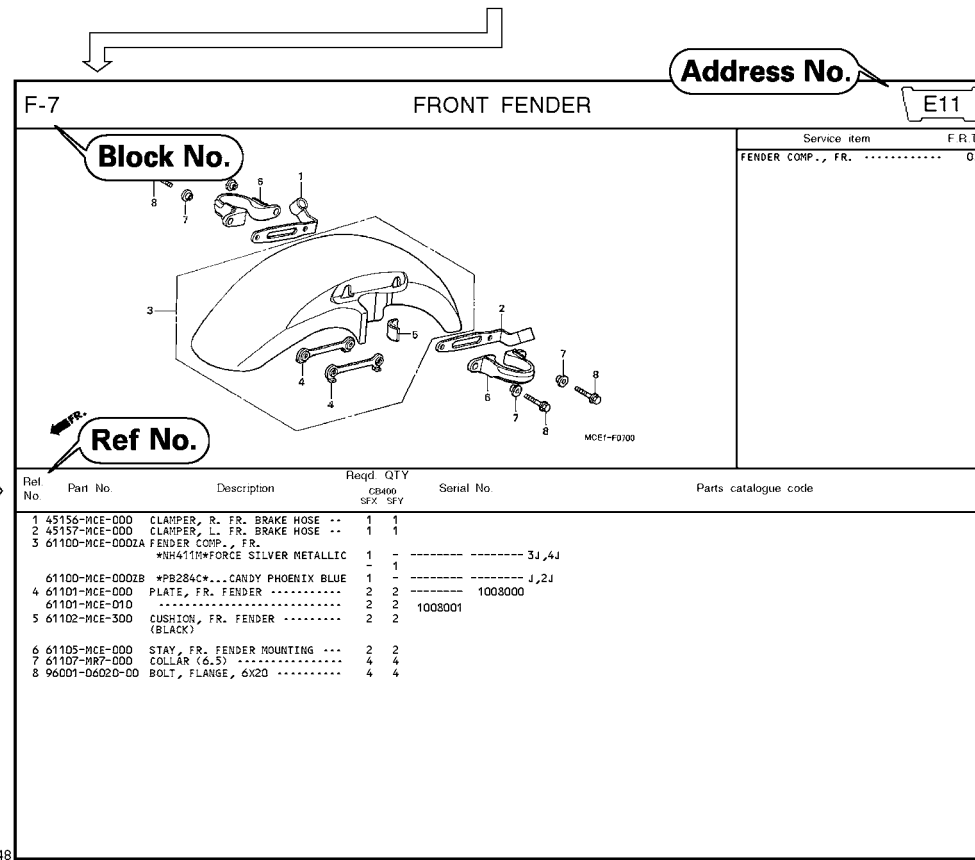


B Reference with "Part number index"

PART NO. INDEX					
Part Number	Address	Page	Rel.	Part Number	Address Page Rel.
04000				13323-MY9-751	C12 28 10 14921
04911-MCE-000	C10	26	1	13324-MY9-751	C12 28 10 14931
				13325-MY9-751	C12 28 10 14931
				13327-MY9-751	C12 28 10 14931
06000				14000	14931
06405-MY9-P00	F13	67	3	14100-MCE-000	B13 13 2 14931
06405-MY9-P10	F13	67	3	14200-MCE-000	B13 13 3 14931
06410-MY9-860	F2	56	1	14321-MCE-000	B16 16 2 14931
06435-MCE-006	F1	55	1	14401-MCE-003	B16 16 3 14931
06451-769-405	E13	51	2	14510-MBE-000	B16 16 4 14941
06451-443-405	F1	55	2	14520-MY9-691	B16 16 5 14941
06451-MA7-405	E13	51	1	14524-MY9-690	B16 16 6 14941
06455-MCE-006	E13	51	3	14546-MCE-000	B16 16 7 14941
				14620-MY9-691	B16 16 8 14941
11000				14711-MCE-000	B13 13 4 14941
11210-MCE-000	C9	25	1	14712-MCE-000	B13 13 5 14941
11330-MCE-305	C2	18	1	14721-MCE-000	B13 13 6 14941
11333-KT8-000	C6	22	1	14722-MCE-000	B13 13 7 14941
11335-MCE-000	C2	18	2	14730-MCE-000	B13 13 8 14941
11360-MCE-000	C7	23	1	14731-MCE-000	B13 13 9 14941
11365-MCE-000	C7	23	2	14731-MY9-751	B13 13 10 14941
11396-MY9-000	C2	18	3	14751-KY2-000	B13 13 11 14941
11631-MCE-000	C5	21	1	14751-MCE-000	B13 13 12 14941
11691-MY9-000	C5	21	2	14761-MCE-000	B13 13 13 14941

C Reference with "Part name index"

PART NAME INDEX					
Part name	Address	Page	Ref.	Part name	Address Page Ref.
[A]				BOLT , CHANG I	
ADJUSTER , CHAIN	F13	67	5	BOLT , CLUTC H	
ARM COMP. , SEA R CHANGE	F10	64	1	BOLT , CONNECT	
ARM , L. MAIN STEP	F11	65	8	BOLT , DISK , 6	
ARM , L. PILLI O STEP	F11	65	12	BOLT , DISK , 8	
ARM , R. MAIN STEP	F11	65	5	BOLT , DRAIN I	
ARM , R. PILLI O STEP	F11	65	11	BOLT , FLANG E	
AUT O DOC K ASSY. , FUEL	F4	58	2	BOLT , FLANG E	
AXLE , FR. WHEEL	E14	52	3	BOLT , FLANG E	
AXLE , RR. WHEEL	F2	56	3	BOLT , FLANG E	
[B]				BOLT , FLANG E	
BAG , AIR PRESSUR E GAUGE	F67	77	4	BOLT , FLANG E	
BAG , SERVICE BOOK	F67	77	1	BOLT , FLANG E	
BAG , TOOL	F67	77	3	BOLT , FLANG E	
BALL , STEEL	F11	65	20	BOLT , FLANG E	
BAND A , INSULATOR	B11	11	11	BOLT , FLANG E	
BAND B , INSULATOR	B11	11	12	BOLT , FLANG E	
BAND , AIR CLEANER CONNECTING				BOLT , FLANG E	
BAND , U-LOCK	F8	62	22	BOLT , FLANG E	
BAND , WIRE	F16	70	3	BOLT , FLANG E	
	C10	26	14		
	E5	43	21		
	G4	74	1R		



Page No.

2000.09.01 E

Part catalogue structure

② FRONT FENDER

④ E11

⑤	⑥	⑦	⑧	⑨	⑩	⑪	⑫	⑬	⑭
Ref. No.	Part No.	Description	Reqd. QTY CB400 SFX SFY	Serial No.	Parts catalogue code				
1	45156-MCE-000	CLAMPER, R. FR. BRAKE HOSE ..	1 1						
2	45157-MCE-000	CLAMPER, L. FR. BRAKE HOSE ..	1 1						
3	61100-MCE-000ZA	FENDER COMP., FR. *NH411M*FORCE SILVER METALLIC	1 -		----- 3J,4J				
	61100-MCE-000ZB	*PB284C*...CANDY PHOENIX BLUE	- 1		----- J,2J				
4	61101-MCE-000	PLATE, FR. FENDER	2 2	1008000					
	61101-MCE-010	2 2	1008001					
5	61102-MCE-300	CUSHION, FR. FENDER	2 2						
		(BLACK)							

① Address number

• Address No. is provided (in place of the page No.) to help you refer to the part with the part No. or part name.

② Block title ③ Block number

④ Service item/Flat rate time

⑤ Reference number

• Title number marked with the parenthesis or parentheses indicates that it continues from the previous page.

⑥ Part number ⑦ Honda color code

⑧ Description

⑨ Assemblies

• Sections framed with broken lines in the exploded view drawings are available as complete assemblies. (Their individual parts can also be obtained.)

⑩ Color description

⑪ Note

• Notes are shown with the parentheses in the part name column.

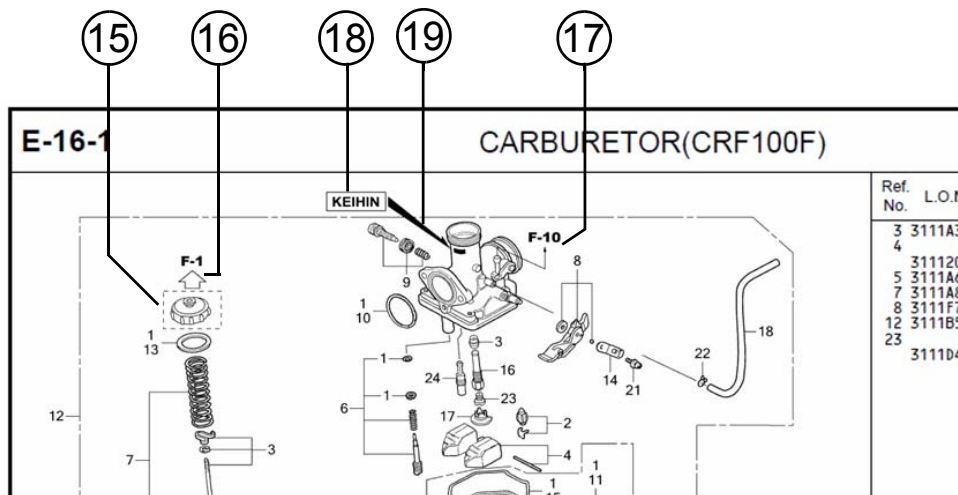
⑫ Required quantity

• Reqd. QTY shown in the parenthesis or parentheses indicates the optional part.
• Reqd. QTY marked with "N" indicates the optional part that should be selected as needed.
• Reqd. QTY indicates the number of the part used in the block.

⑬ Serial number

⑭ Parts catalogue code

• When the parts catalogue code column is blank, it indicates that the part is applicable to all codes.



Ref. No.	L.O.N
3	3111A2
4	31112C
5	3111A6
7	3111A8
8	3111F7
12	3111B5
23	3111D4

⑮
 • Parts enclosed within a dotted line are covered in a different block.

⑯
 • A hollow arrow indicates the block No. for the parts enclosed within a dotted line .


⑰
 • A solid arrow indicates the block No. the part in question is connected to.

⑱ **Replacement Identification Information for Designated Part No.**

⑲ **Location of Replacement Identification Information for Designated Part No.**

- If an arrow mark is indicated in 19, the part is incompatible with a different part No.
- Make sure to order the part of the same manufacture, including the component part.
- To make an order, indicate the part No., which includes the symbol displayed on the applicable section of the part to be replaced.

When the parts were revised



Ref. No.	Part No.	Description	Reqd. QTY		Serial No.
			CB400 SFX	SFY	
1	45156-MCE-000	CLAMPER, R. FR. BRAKE HOSE ..	1	1	
2	45157-MCE-000	CLAMPER, L. FR. BRAKE HOSE ..	1	1	
3	61100-MCE-000ZA	FENDER COMP., FR. *NH411M*FORCE SILVER METALLIC	1	-	-----3J,4J
	61100-MCE-000ZB	*PB284C*...CANDY PHOENIX BLUE	1	-	-----J,2J
4	61101-MCE-000	PLATE, FR. FENDER (###).....	2	2	-----1008000
	61101-MCE-010	2	2	-----1008001
5	61102-MCE-300	CUSHION, FR. FENDER (BLACK)	2	2	
6	61105-MCE-000	STAY, FR. FENDER MOUNTING ...	2	2	
7	61107-MR7-000	COLLAR (6,5)	4	4	
8	96001-06020-00	BOLT, FLANGE, 6X20	4	4	

The number has been used from the initial model without revision.

When shown at the left side, it is applicable to the models of No.1008001 and the subsequent numbers.

When shown at the right side, it is applicable to the models up to No.1008000.

The parts listed with "###" at the end of the parts name have limited supply period (parts not for sale).

Abbreviations used in the parts catalogue

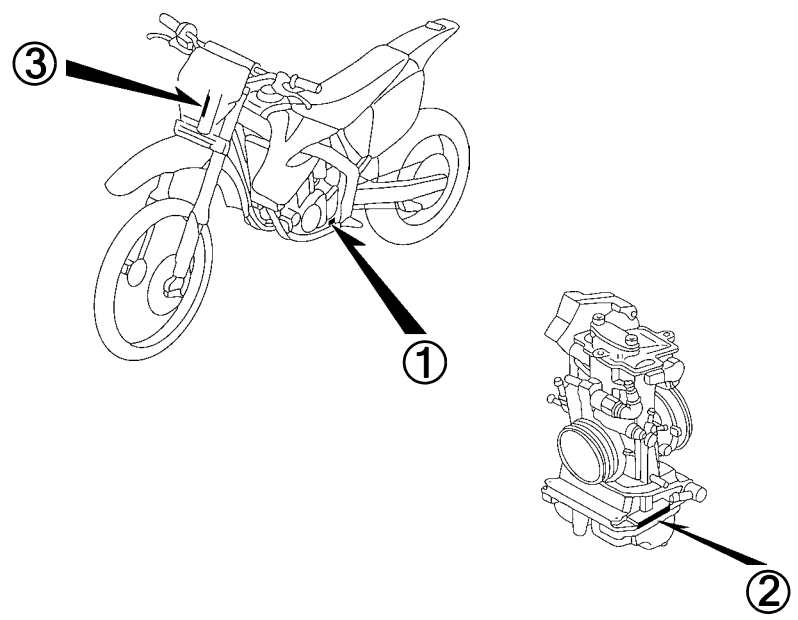
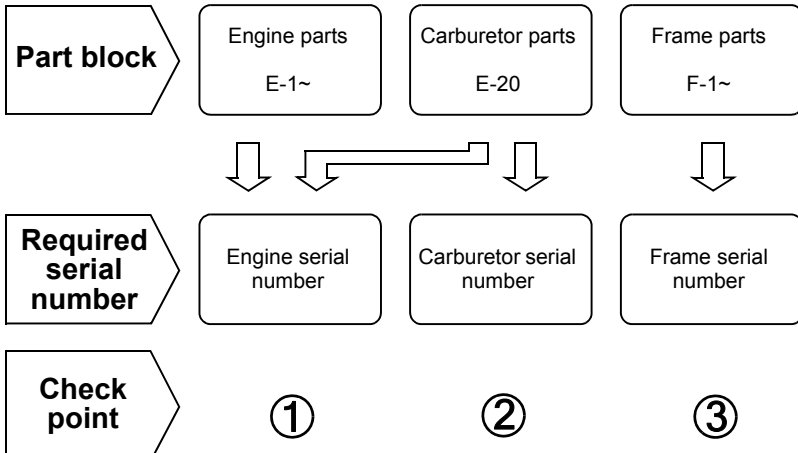


* "L." or "R." in the description of a part stands for the LEFT hand side or the RIGHT hand side. Determine the left or right as if you were in the motorcycle seat.

The following abbreviations are used in this parts catalogue.

- A Ampere
- ABS Anti-lock brake system
- A.C. Alternating current
- A.M. Attaching mark
- ASSY. Assembly
- C.D.I. Capacitive discharge ignition
- COMP. ... Complete
- D.C. Direct current
- EX. Exhaust
- FR. Front
- G Gram
- HEX. Hexagonal
- IN. Inlet
- KPH Kilometers per hour
- L.Left
- L (100L) .Link (100 Links)
- L.E.D.Light emitted diode
- MMMillimeter
- MPHMiles per hour
- R.Right
- RR.Rear
- STD.Standard
- T (22T) ...Tooth (22 Teeth)
- TCSTraction control system
- T.M.Transcript mark
- VVolt
- WWatt
- WLWith labelling
- WOLWithout labelling

Part block and serial number check



Models, parts catalogue codes and applicable serial numbers

Models, parts catalogue codes and applicable serial Nos. given in this parts catalogue can be identified as follows.

Parts with parts catalogue codes are exclusive for models destined for countries designated.

If no area codes are listed, parts are for common use.

Model	Area code	Type	Applicable engine serial No.	Applicable frame serial No.	Applicable carburetor identification No.
CRF250X'13	A	49 STATE	ME11E-5600001 To Subsequent	JH2ME110*DK700001 To DK799999	FCR02D A
	AC	50 STATE(meets California)	ME11E-5600001 To Subsequent	JH2ME111*DK700001 To DK799999	FCR03D A
	CM	Canada	ME11E-5600001 To Subsequent	JH2ME112*DK800001 To DK899999	FCR02D A
CRF250X'15	A	49 STATE	ME11E-5600001 To Subsequent	JH2ME110*FK800001 To Subsequent	
	AC	50 STATE(meets California)	ME11E-5600001 To Subsequent	JH2ME111*FK800001 To Subsequent	FCR03D A
	CM	Canada	ME11E-5600001 To Subsequent	JH2ME112*FK900001 To Subsequent	FCR02D A

* Of carburetor/throttle body identification numbers, only the portions underlined in the example below are used for registration.

FCR02D A KC ア

Fuel hose, general purpose hoses and vinyl hose

- The standard part fuel hose, general purpose hose and vinyl hose may be substituted by the coiled bulk part.
- When ordering the standard part fuel hose, general purpose hose and vinyl hose use the bulk part number written in the parts catalogue in brackets () underneath the part name, or use the catalogue below.
(The bulk part standard length is 1 m, however, those displayed in the catalogue < > are available in 3 m and 8 m lengths.)
- When exchanging the hose, cut and use at the specified length as mentioned in the part name.
(For the method of cutting the bulk part, and method of filling out orders etc., please refer to the service manual and the instructions issued with the bulk part.)
- The list below is a catalogue of the standard part numbers and bulk part numbers. Note that those numbers are applicable to the listed replacement parts only.

Fuel hoses/Tubes			
Standard part No.	Bulk part No.	Bulk part	
		Inner diameter (mm)	Length (m)
95001-30xxx-2x	95001-30001-20M	3.0	1
95001-30xxx-3x	95001-30001-30M	3.0	1
95001-30xxx-4x	95001-30001-40M	3.0	1
95001-35xxx-2x	95001-35001-50M <95001-35003-50M>	3.5	1 3
95001-35xxx-3x	95001-35001-60M <95001-35003-60M>	3.5	1 3
95001-35xxx-4x	95001-35001-60M <95001-35003-60M>	3.5	1 3
95001-35xxx-5x	95001-35001-50M <95001-35003-50M>	3.5	1 3
95001-35xxx-6x	95001-35001-60M <95001-35003-60M>	3.5	1 3
95001-45xxx-2x	95001-45001-50M <95001-45003-50M>	4.5	1 3
95001-45xxx-3x	95001-45001-60M <95001-45003-60M> <95001-45008-60M>	4.5	1 3 8
95001-45xxx-4x	95001-45001-60M <95001-45003-60M> <95001-45008-60M>	4.5	1 3 8
95001-45xxx-5x	95001-45001-50M <95001-45003-50M>	4.5	1 3
95001-45xxx-6x	95001-45001-60M <95001-45003-60M> <95001-45008-60M>	4.5	1 3 8
95001-55xxx-2x	95001-55001-50M <95001-55003-50M> <95001-55008-50M>	5.5	1 3 8

Fuel hoses/Tubes			
Standard part No.	Bulk part No.	Bulk part	
		Inner diameter (mm)	Length (m)
95001-55xxx-3x	95001-55001-60M <95001-55003-60M> <95001-55008-60M>	5.5	1 3 8
95001-55xxx-4x	95001-55001-60M <95001-55003-60M> <95001-55008-60M>	5.5	1 3 8
95001-55xxx-5x	95001-55001-50M <95001-55003-50M> <95001-55008-50M>	5.5	1 3 8
95001-55xxx-6x	95001-55001-60M <95001-55003-60M> <95001-55008-60M>	5.5	1 3 8
95001-75xxx-2x	95001-75001-50M <95001-75003-50M>	7.5	1 3
95001-75xxx-3x	95001-75001-60M <95001-75003-60M> <95001-75008-60M>	7.5	1 3 8
95001-75xxx-4x	95001-75001-60M <95001-75003-60M> <95001-75008-60M>	7.5	1 3 8
95001-75xxx-5x	95001-75001-50M <95001-75003-50M>	7.5	1 3
95001-75xxx-6x	95001-75001-60M <95001-75003-60M> <95001-75008-60M>	7.5	1 3 8
95001-80xxx-2x	95001-80001-50M	8.0	1
95001-80xxx-3x	95001-80001-60M	8.0	1
95001-80xxx-4x	95001-80001-60M	8.0	1
95001-80xxx-5x	95001-80001-50M	8.0	1
95001-80xxx-6x	95001-80001-60M	8.0	1

Vinyl tube				
Standard part No.	Bulk part No.	Bulk part		
		Inner dia- meter (mm)	Outer dia-meter (mm)	Length (m)
95003-01xxx-3x	95003-01001-60M <95003-01003-60M>	2.9	6.8	1 3
95003-01xxx-60	95003-01001-60M <95003-01003-60M>	2.9	6.8	1 3
95003-03xxx-3x	95003-03001-60M <95003-03003-60M>	3.0	6.0	1 3
95003-03xxx-60	95003-03001-60M <95003-03003-60M>	3.0	6.0	1 3
95003-05xxx-3x	95003-05001-60M <95003-05003-60M> <95003-05008-60M>	3.5	6.5	1 3 8
95003-05xxx-60	95003-05001-60M <95003-05003-60M> <95003-05008-60M>	3.5	6.5	1 3 8
95003-07xxx-1x	95003-07001-10M <95003-07003-10M> <95003-07008-10M>	4.0	7.0	1 3 8
95003-07xxx-20	95003-07001-10M <95003-07003-10M> <95003-07008-10M>	4.0	7.0	1 3 8
95003-07xxx-3x	95003-07001-60M <95003-07003-60M> <95003-07008-60M>	4.0	7.0	1 3 8
95003-07xxx-60	95003-07001-60M <95003-07003-60M> <95003-07008-60M>	4.0	7.0	1 3 8
95003-07xxx-7x	95003-07001-70M <95003-07003-70M> <95003-07008-70M>	4.0	7.0	1 3 8
95003-08xxx-1x	95003-08001-10M <95003-08003-10M> <95003-08008-10M>	4.5	6.5	1 3 8
95003-09xxx-3x	95003-09001-60M <95003-09003-60M>	4.5	8.0	1 3
95003-09xxx-60	95003-09001-60M <95003-09003-60M>	4.5	8.0	1 3
95003-10xxx-1x	95003-10001-10M <95003-10003-10M>	5.0	8.0	1 3
95003-10xxx-20	95003-10001-10M <95003-10003-10M>	5.0	8.0	1 3
95003-10xxx-3x	95003-10001-60M <95003-10003-60M>	5.0	8.0	1 3
95003-10xxx-60	95003-10001-60M <95003-10003-60M>	5.0	8.0	1 3
95003-11xxx-3x	95003-11001-60M <95003-11003-60M> <95003-11008-60M>	5.0	9.0	1 3 8
95003-11xxx-60	95003-11001-60M <95003-11003-60M> <95003-11008-60M>	5.0	9.0	1 3 8
95003-12xxx-1x	95003-12001-10M <95003-12003-10M> <95003-12008-10M>	5.0	7.0	1 3 8
95003-12xxx-20	95003-12001-10M <95003-12003-10M> <95003-12008-10M>	5.0	7.0	1 3 8

Vinyl tube				
Standard part No.	Bulk part No.	Bulk part		
		Inner dia- meter (mm)	Outer dia-meter (mm)	Length (m)
95003-14xxx-1x	95003-14001-10M <95003-14003-10M>	6.0	9.0	1 3
95003-14xxx-20	95003-14001-10M <95003-14003-10M>	6.0	9.0	1 3
95003-14xxx-3x	95003-14001-60M <95003-14003-60M>	6.0	9.0	1 3
95003-17xxx-1x	95003-17001-10M <95003-17003-10M>	7.0	9.0	1 3
95003-19xxx-1x	95003-19001-10M <95003-19003-10M> <95003-19008-10M>	7.0	11.0	1 3 8
95003-19xxx-20	95003-19001-10M <95003-19003-10M> <95003-19008-10M>	7.0	11.0	1 3 8
95003-19xxx-3x	95003-19001-60M <95003-19003-60M> <95003-19008-60M>	7.0	11.0	1 3 8
95003-19xxx-60	95003-19001-60M <95003-19003-60M> <95003-19008-60M>	7.0	11.0	1 3 8
95003-21xxx-1x	95003-21001-10M <95003-21003-10M>	8.0	9.0	1 3
95003-21xxx-20	95003-21001-10M <95003-21003-10M>	8.0	9.0	1 3
95003-23xxx-1x	95003-23001-10M <95003-23003-10M>	8.0	12.0	1 3
95003-23xxx-20	95003-23001-10M <95003-23003-10M>	8.0	12.0	1 3
95003-23xxx-3x	95003-23001-60M <95003-23003-60M> <95003-23008-60M>	8.0	12.0	1 3 8
95003-23xxx-60	95003-23001-60M <95003-23003-60M> <95003-23008-60M>	8.0	12.0	1 3 8
95003-25xxx-1x	95003-25001-10M <95003-25003-10M>	9.0	11.0	1 3
95003-25xxx-20	95003-25001-10M <95003-25003-10M>	9.0	11.0	1 3
95003-25xxx-3x	95003-25001-60M <95003-25003-60M>	9.0	11.0	1 3
95003-25xxx-7x	95003-25001-70M <95003-25003-70M>	9.0	11.0	1 3
95003-27xxx-1x	95003-27001-10M <95003-27003-10M>	9.0	13.0	1 3
95003-27xxx-20	95003-27001-10M <95003-27003-10M>	9.0	13.0	1 3
95003-27xxx-3x	95003-27001-60M <95003-27003-60M>	9.0	13.0	1 3
95003-27xxx-60	95003-27001-60M <95003-27003-60M>	9.0	13.0	1 3
95003-33xxx-1x	95003-33001-10M <95003-33003-10M>	10.0	14.0	1 3
95003-33xxx-20	95003-33001-10M <95003-33003-10M>	10.0	14.0	1 3

Vinyl tube				
Standard part No.	Bulk part No.	Bulk part		
		Inner dia- meter (mm)	Outer dia-meter (mm)	Length (m)
95003-36xxx-1x	95003-36001-10M <95003-36003-10M> <95003-36008-10M>	11.0	13.0	1 3 8
95003-36xxx-20	95003-36001-10M <95003-36003-10M> <95003-36008-10M>	11.0	13.0	1 3 8
95003-37xxx-3x	95003-37001-60M <95003-37003-60M>	11.0	15.0	1 3
95003-37xxx-60	95003-37001-60M <95003-37003-60M>	11.0	15.0	1 3
95003-38xxx-1x	95003-38001-10M <95003-38003-10M>	12.0	13.0	1 3
95003-38xxx-20	95003-38001-10M <95003-38003-10M>	12.0	13.0	1 3
95003-39xxx-1x	95003-39001-10M <95003-39003-10M>	12.0	14.0	1 3
95003-39xxx-20	95003-39001-10M <95003-39003-10M>	12.0	14.0	1 3
95003-40xxx-20	95003-40001-10M <95003-40003-10M>	12.0	16.0	1 3
95003-40xxx-3x	95003-40001-60M <95003-40003-60M>	12.0	16.0	1 3
95003-40xxx-60	95003-40001-60M <95003-40003-60M>	12.0	16.0	1 3
95003-43xxx-1x	95003-43001-10M <95003-43003-10M> <95003-43008-10M>	13.0	15.0	1 3 8
95003-43xxx-20	95003-43001-10M <95003-43003-10M> <95003-43008-10M>	13.0	15.0	1 3 8
95003-45xxx-1x	95003-45001-10M <95003-45003-10M> <95003-45008-10M>	14.0	18.0	1 3 8
95003-45xxx-20	95003-45001-10M <95003-45003-10M> <95003-45008-10M>	14.0	18.0	1 3 8
95003-50xxx-1x	95003-50001-10M <95003-50003-10M>	16.0	19.0	1 3
95003-50xxx-20	95003-50001-10M <95003-50003-10M>	16.0	19.0	1 3
95003-50xxx-3x	95003-50001-60M <95003-50003-60M>	16.0	19.0	1 3
95003-55xxx-1x	95003-55001-10M <95003-55003-10M>	17.5	20.5	1 3
95003-55xxx-20	95003-55001-10M <95003-55003-10M>	17.5	20.5	1 3
95003-60xxx-1x	95003-60001-10M <95003-60003-10M>	22.0	27.0	1 3
95003-60xxx-20	95003-60001-10M <95003-60003-10M>	22.0	27.0	1 3
95003-60xxx-3x	95003-60001-60M <95003-60003-60M>	22.0	27.0	1 3
95003-60xxx-60	95003-60001-60M <95003-60003-60M>	22.0	27.0	1 3

General purpose hoses			
Standard part No.	Bulk part No.	Bulk part	
		Inner diameter (mm)	Length (m)
95005-11xxx-3x	95005-11001-30M	11.0	1
95005-11xxx-5x	95005-11001-50M	11.0	1
95005-12xxx-1x	95005-12001-10M <95005-12003-10M>	12.0	1 3
95005-12xxx-2x	95005-12001-20M	12.0	1
95005-12xxx-3x	95005-12001-30M	12.0	1
95005-12xxx-5x	95005-12001-50M	12.0	1
95005-14xxx-1x	95005-14001-10M	14.0	1
95005-14xxx-2x	95005-14001-20M <95005-14003-20M>	14.0	1 3
95005-14xxx-3x	95005-14001-30M	14.0	1
95005-14xxx-5x	95005-14001-50M	14.0	1
95005-17xxx-1x	95005-17001-10M	17.0	1
95005-17xxx-2x	95005-17001-20M	17.0	1
95005-17xxx-3x	95005-17001-30M	17.0	1
95005-17xxx-5x	95005-17001-50M	17.0	1
95005-30xxx-3x	95005-30001-30M	3.0	1
95005-30xxx-5x	95005-30001-50M	3.0	1
95005-35xxx-1x	95005-35001-10M <95005-35003-10M> <95005-35008-10M>	3.5	1 3 8
95005-35xxx-2x	95005-35001-20M	3.5	1
95005-35xxx-3x	95005-35001-30M	3.5	1
95005-35xxx-4x	95005-35001-10M <95005-35003-10M> <95005-35008-10M>	3.5	1 3 8
95005-35xxx-5x	95005-35001-50M	3.5	1
95005-45xxx-1x	95005-45001-10M <95005-45003-10M> <95005-45008-10M>	4.5	1 3 8
95005-45xxx-2x	95005-45001-20M	4.5	1
95005-45xxx-3x	95005-45001-30M	4.5	1

General purpose hoses			
Standard part No.	Bulk part No.	Bulk part	
		Inner diameter (mm)	Length (m)
95005-45xxx-4x	95005-45001-10M <95005-45003-10M> <95005-45008-10M>	4.5	1 3 8
95005-45xxx-5x	95005-45001-50M	4.5	1
95005-50xxx-3x	95005-50001-30M <95005-50003-30M>	5.0	1 3
95005-50xxx-5x	95005-50001-50M	5.0	1
95005-55xxx-1x	95005-55001-10M <95005-55003-10M> <95005-55008-10M>	5.3	1 3 8
95005-55xxx-2x	95005-55001-20M <95005-55003-20M>	5.3	1 3
95005-55xxx-4x	95005-55001-10M <95005-55003-10M> <95005-55008-10M>	5.3	1 3 8
95005-65xxx-1x	95005-65001-10M <95005-65003-10M>	6.5	1 3
95005-65xxx-2x	95005-65001-20M	6.5	1
95005-70xxx-3x	95005-70001-30M <95005-70003-30M>	7.0	1 3
95005-70xxx-5x	95005-70001-50M	7.0	1
95005-75xxx-1x	95005-75001-10M <95005-75003-10M>	7.3	1 3
95005-75xxx-2x	95005-75001-20M	7.3	1
95005-80xxx-1x	95005-80001-10M <95005-80003-10M>	8.0	1 3
95005-80xxx-2x	95005-80001-20M	8.0	1
95005-80xxx-3x	95005-80001-30M	8.0	1
95005-80xxx-5x	95005-80001-50M	8.0	1
95005-91xxx-3x	95005-91001-30M	12.0	1
95005-91xxx-5x	95005-91001-50M	12.0	1
95005-92xxx-3x	95005-92001-30M	12.0	1
95005-92xxx-5x	95005-92001-50M	12.0	1

NOTE: X is displayed to represent the omitted numerals and letters of the roman alphabet.

⊙ **CAUTION: It is DANGEROUS to confuse the fuel hose with the general purpose hose or vinyl hose.**

Never use a general purpose hose or vinyl hose in place of a fuel hose or vice versa. Always use the correct bulk part in the parts catalogue, according to the service manual or the instructions issued with the bulk part.

• Bulk part number of fuel hose, general purpose hose and vinyl hose.

(Example)

9 5 0 0 1 - 7 5 0 0 1 - 5 0 M

Bulk part number: Refers to the bulk part.

Marking code (hose type): (fuel hose and general purpose hose)

Change code (for added hose): (Vinyl hose)

- Indicates number mark or change sequence, however, the code for the bulk part must be strictly 0 (zero).

Types of code:

- Fuel hose
 - 2: Red outside braid (3 mm inside dia. only)
 - 5: Black inside braid
 - 3: Red (3 mm inside dia. only)
 - 4: Ash gray with red stripe (3 mm inside dia. only)
 - 6: Black

- Vinyl hose
 - 1: Clear
 - 2: Black
 - 3: Light red
 - 6: Light red
 - 7: Pale black

- General hose
 - 1: Ash gray
 - 2: Ash gray
 - 3: Black
 - 5: Black

Lengths: 001: 1 m (standard)
003: 3 m
008: 8 m

I.D code: (fuel hose and general purpose hose)

- 30: 3.0 mm
- 35: 3.5 mm
- 45: 4.5 mm
- 50: 5.0 mm
- 55: 5.3 mm, 5.5 mm
- 65: 6.5 mm
- 70: 7.0 mm
- 75: 7.3 mm, 7.5 mm
- 80: 8.0 mm
- 11: 11 mm
- 91: 12 mm (outside dia. 15) mm
- 92: 12 mm (outside dia. 16) mm
- 12: 12 mm (outside dia. 17) mm
- 14: 14 mm
- 17: 17 mm

ID./OD. code: (vinyl hose)

- | | | |
|-------------------------|---------------------------|---------------------------|
| 01: ID. 2.9, OD. 6.8 mm | 14: ID. 6.0, OD. 9.0 mm | 37: ID. 11.0, OD. 15.0 mm |
| 03: ID. 3.0, OD. 6.0 mm | 17: ID. 7.0, OD. 9.0 mm | 38: ID. 12.0, OD. 13.0 mm |
| 05: ID. 3.5, OD. 6.5 mm | 19: ID. 7.0, OD. 11.0 mm | 39: ID. 12.0, OD. 14.0 mm |
| 07: ID. 4.0, OD. 7.0 mm | 21: ID. 8.0, OD. 9.0 mm | 40: ID. 12.0, OD. 16.0 mm |
| 08: ID. 4.5, OD. 6.5 mm | 23: ID. 8.0, OD. 12.0 mm | 43: ID. 13.0, OD. 15.0 mm |
| 09: ID. 4.5, OD. 8.0 mm | 25: ID. 9.0, OD. 11.0 mm | 45: ID. 14.0, OD. 18.0 mm |
| 12: ID. 5.0, OD. 7.0 mm | 27: ID. 9.0, OD. 13.0 mm | 50: ID. 16.0, OD. 19.0 mm |
| 10: ID. 5.0, OD. 8.0 mm | 33: ID. 10.0, OD. 14.0 mm | 55: ID. 17.5, OD. 20.5 mm |
| 11: ID. 5.0, OD. 9.0 mm | 36: ID. 11.0, OD. 13.0 mm | 60: ID. 22.0, OD. 27.0 mm |

Hose type: 1: Fuel hose
3: Vinyl hose
5: General hose

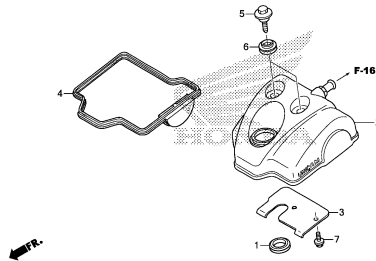
ENGINE GROUP

B12

E-1

CYLINDER HEAD COVER

D 1

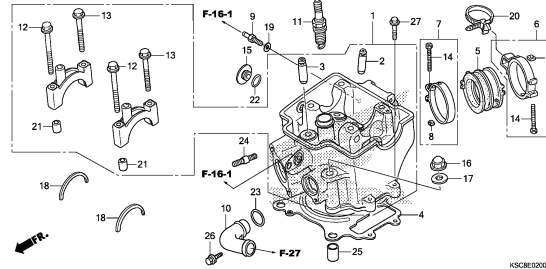


K5CBE0100

E-2

CYLINDER HEAD

D 2

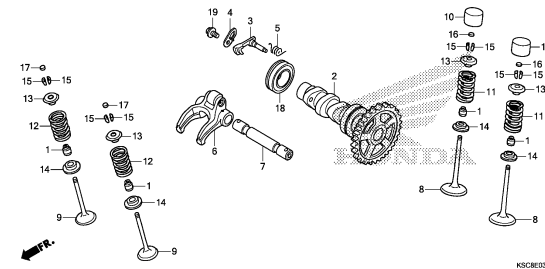


K5CBE0200

E-3

CAMSHAFT/VALVE

D 4

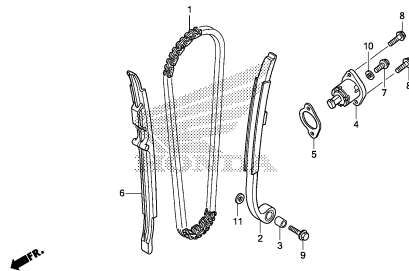


K5CBE0300

E-4

CAM CHAIN/TENSIONER

D 8

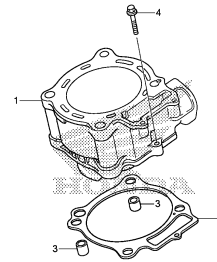


K5CBE0400

E-5

CYLINDER

D 9

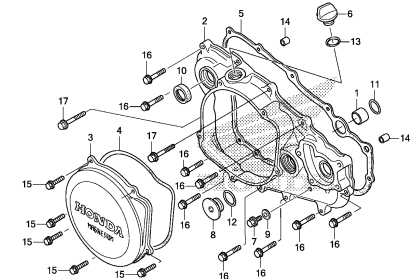


K5CBE0500

E-6

R. CRANKCASE COVER

D10

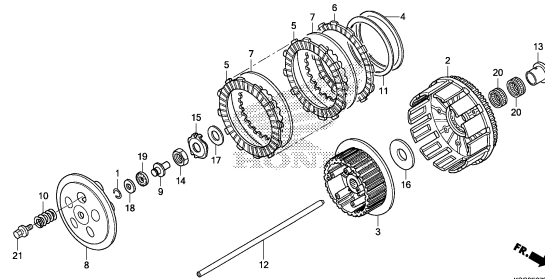


K5CBE0600

E-7

CLUTCH

D11

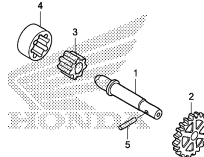


K5CBE0700

E-8

OIL PUMP

D12

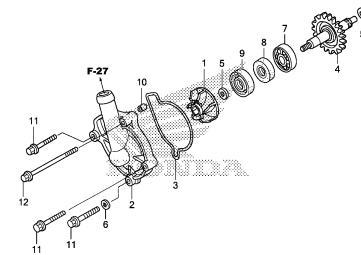


K5CBE0800

E-9

WATER PUMP

D13



K5CBE0900

2

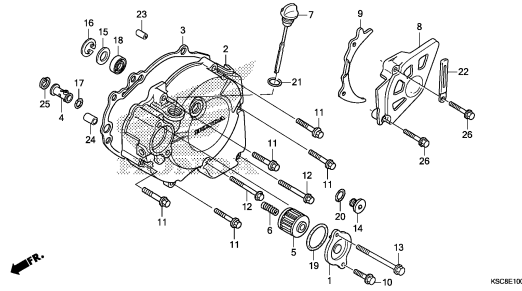
ENGINE GROUP

B13

E-10

L. CRANKCASE COVER

D14

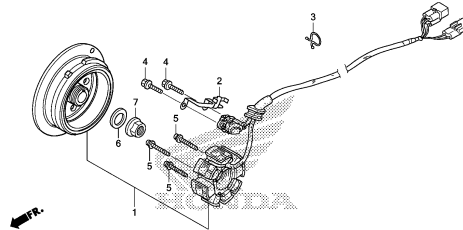


K5CBE1000

E-11

GENERATOR

D16

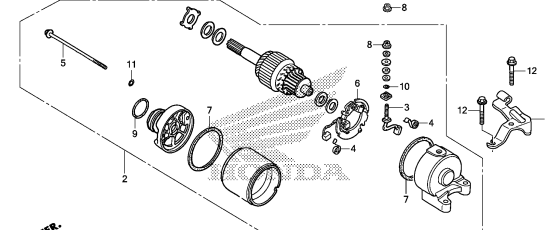


K5CBE1100

E-12

STARTING MOTOR

E 1

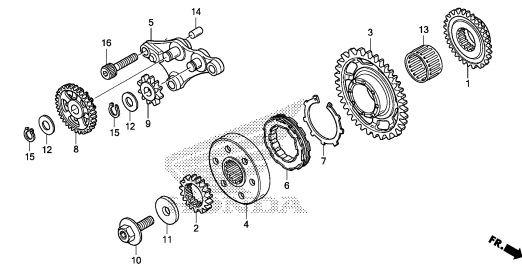


K5CBE1200

E-13

STARTING CLUTCH

E 2

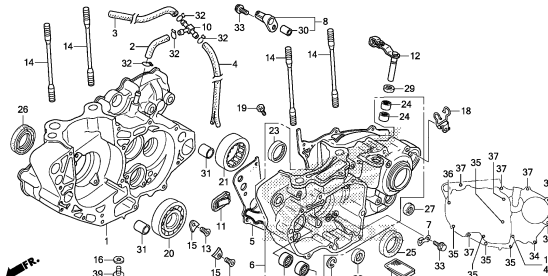


K5CBE1300

E-14

CRANKCASE

E 3

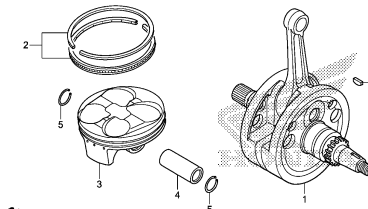


K5CBE1400

E-15

CRANKSHAFT/PISTON

E 5

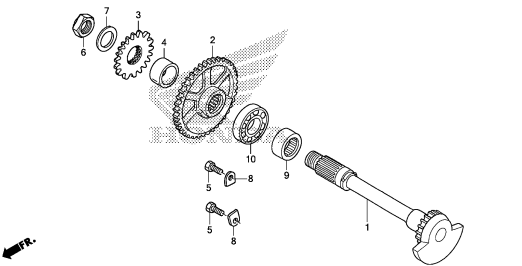


K5CBE1500

E-16

BALANCER

E 6

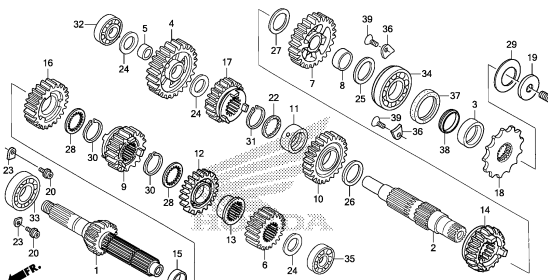


K5CBE1600

E-17

TRANSMISSION

E 7

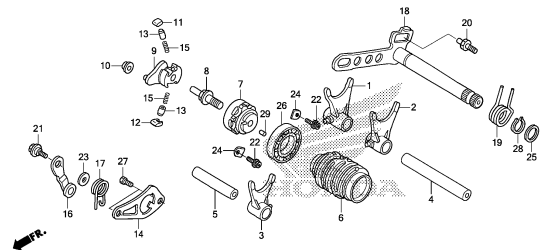


K5CBE1700

E-18

GEARSHIFT DRUM

E 9



K5CBE1800

2

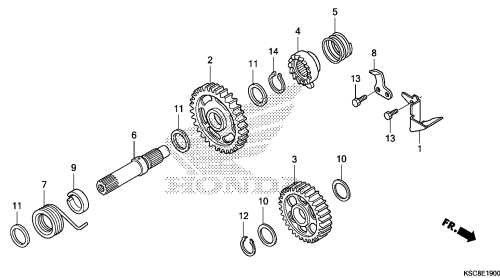
ENGINE GROUP

B14

E-19

KICK STARTER SPINDLE

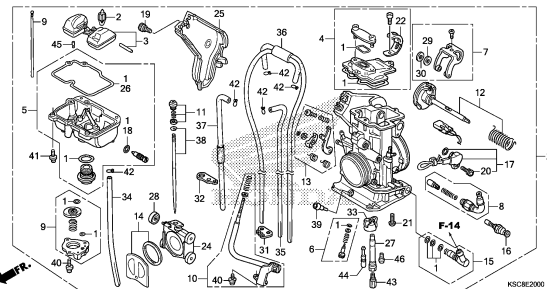
E11



E-20

CARBURETOR

E12



2

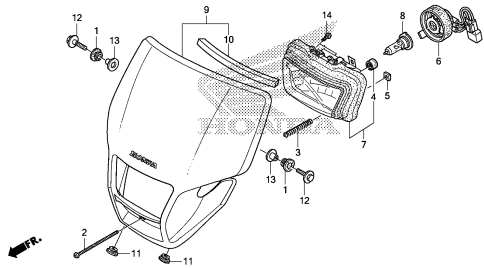
FRAME GROUP

B15

F-1

HEADLIGHT

F 1

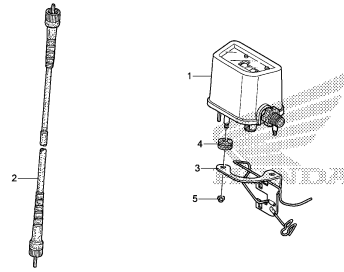


KSCBF0100

F-2

METER

F 2

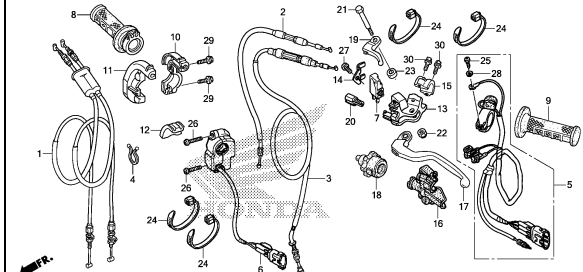


KSCBF0200

F-3

HANDLE LEVER/SWITCH/CABLE

F 3

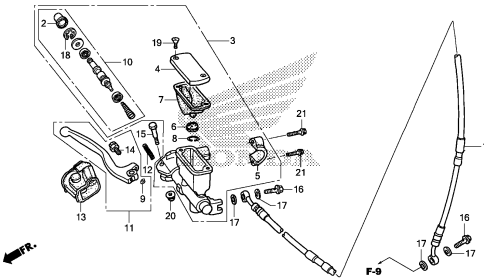


KSCBF0300

F-4

FR. BRAKE MASTER CYLINDER

F 5

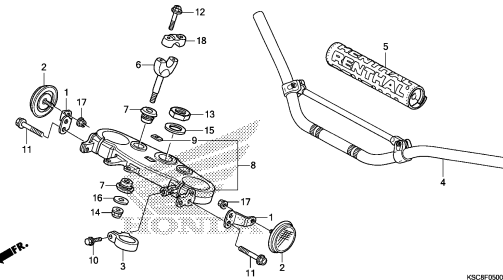


KSCBF0400

F-5

HANDLE PIPE/TOP BRIDGE

F 6

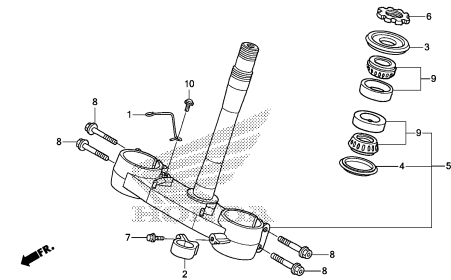


KSCBF0500

F-6

STEERING STEM

F 7

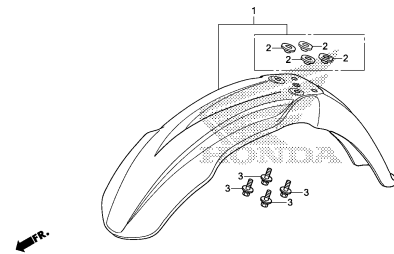


KSCBF0600

F-7

FRONT FENDER

F 8

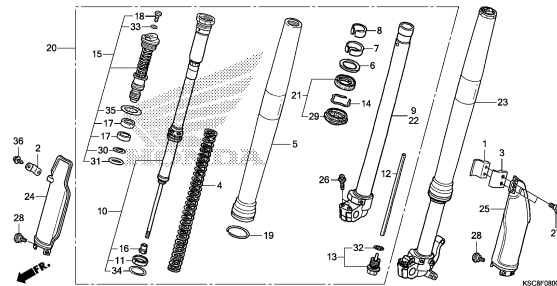


KSCBF0700

F-8

FRONT FORK

F 9

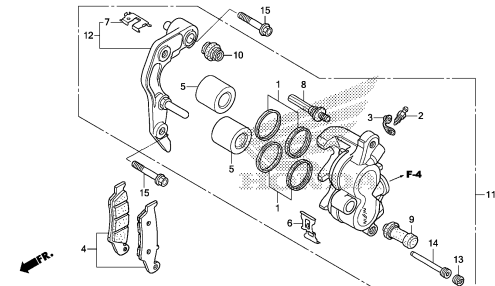


KSCBF0800

F-9

FRONT BRAKE CALIPER

F 11



KSCBF0900

3

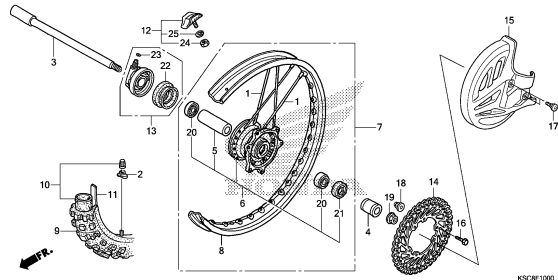
FRAME GROUP

B16

F-10

FRONT WHEEL

F12

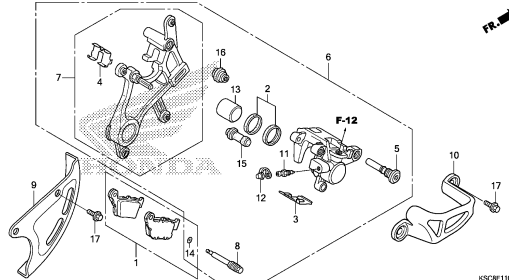


K5C8F1000

F-11

REAR BRAKE CALIPER

F14

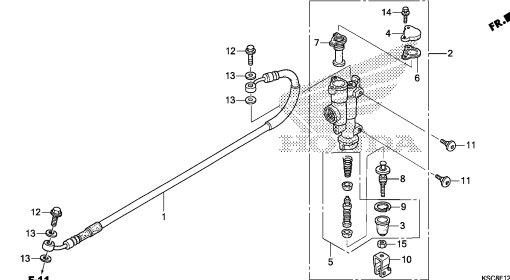


K5C8F1100

F-12

RR. BRAKE MASTER CYLINDER

F15

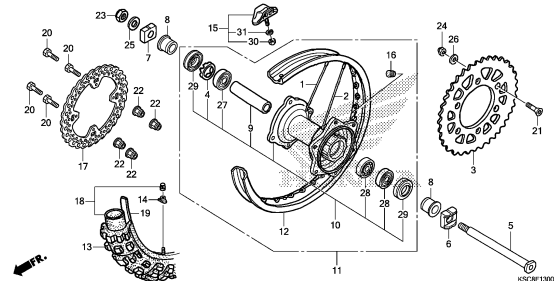


K5C8F1200

F-13

REAR WHEEL

F16

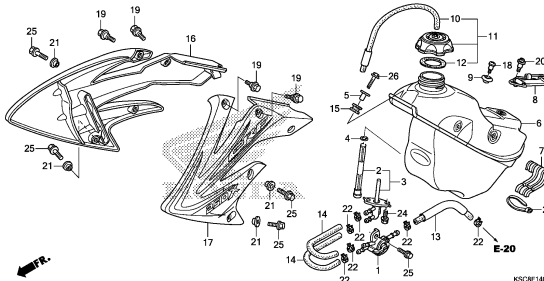


K5C8F1300

F-14

FUEL TANK

G 2

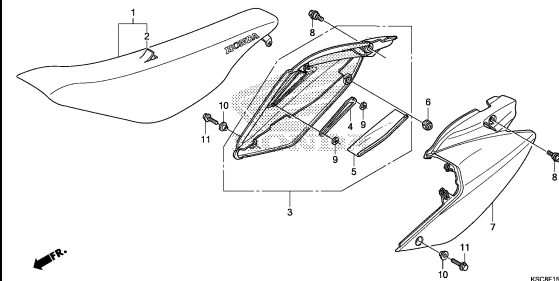


K5C8F1400

F-15

SEAT/SIDE COVER

G 4

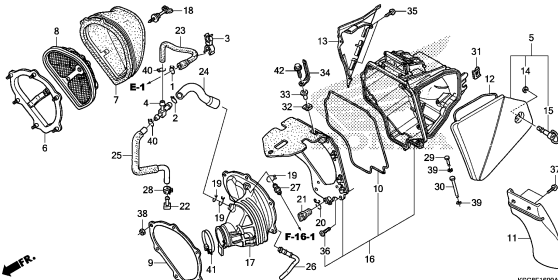


K5C8F1500

F-16

AIR CLEANER

G 5

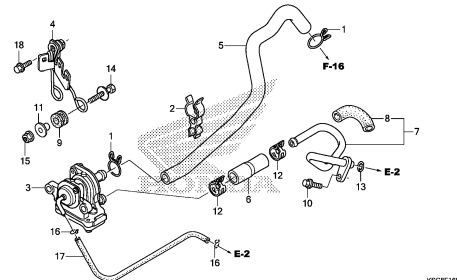


K5C8F1600A

F-16-1

AIR SUCTION VALVE

G 7

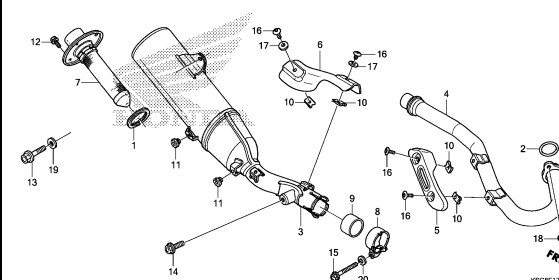


K5C8F1601

F-17

EXHAUST MUFFLER

G 8



K5C8F1700

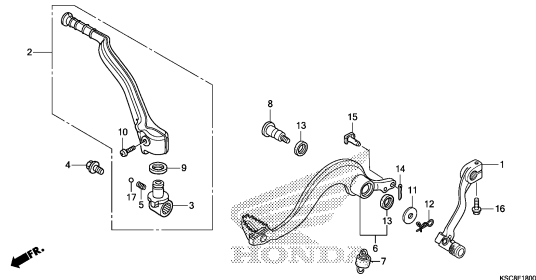
FRAME GROUP

C 1

F-18

PEDAL/KICK STARTER ARM

G 9

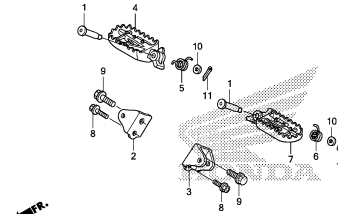


KSCBF1800

F-19

STEP

G10

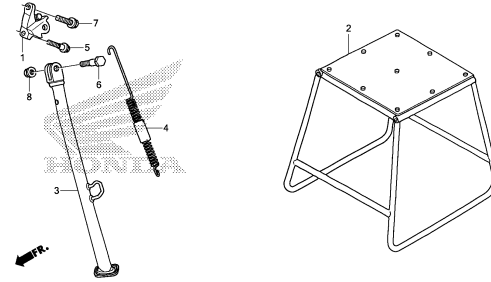


KSCBF1900

F-20

STAND

G11

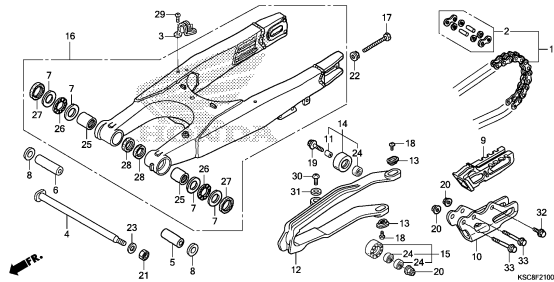


KSCBF2000

F-21

SWINGARM

G12

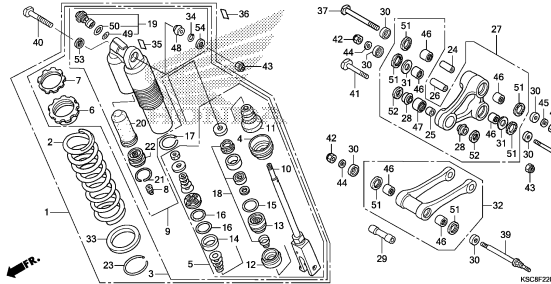


KSCBF2100

F-22

REAR CUSHION

G14

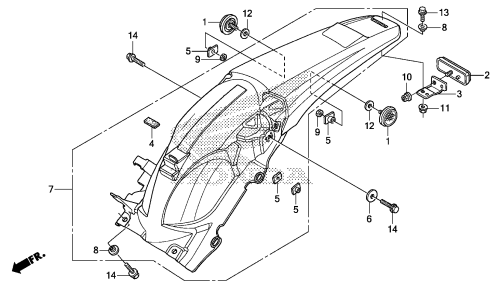


KSCBF2200

F-23

REAR FENDER

H 1

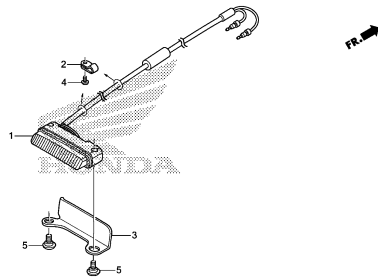


KSCBF2300

F-24

TAILLIGHT

H 2

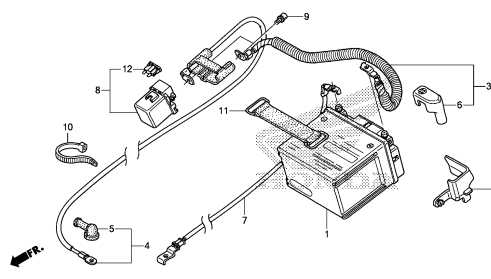


KSCBF2400

F-25

BATTERY

H 3

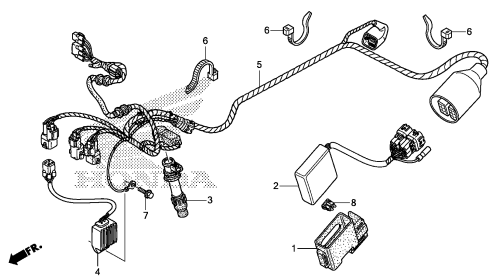


KSCBF2500

F-26

WIRE HARNESS

H 4



KSCBF2600

3

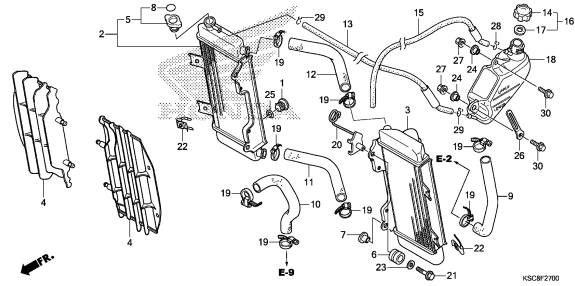
FRAME GROUP

C 2

F-27

RADIATOR

H 5

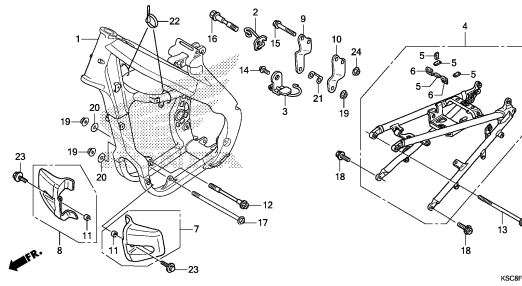


K5C8F2700

F-28

FRAME BODY

H 7

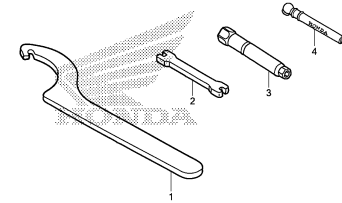


K5C8F2800

F-29

TOOLS

H 8

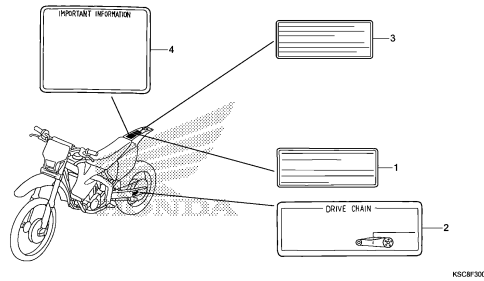


K5C8F2900

F-30

CAUTION LABEL

H 9

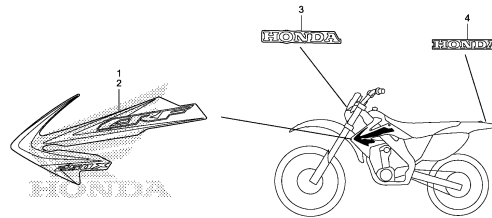


K5C8F3000

F-31

MARK

H10



K5C8F3100

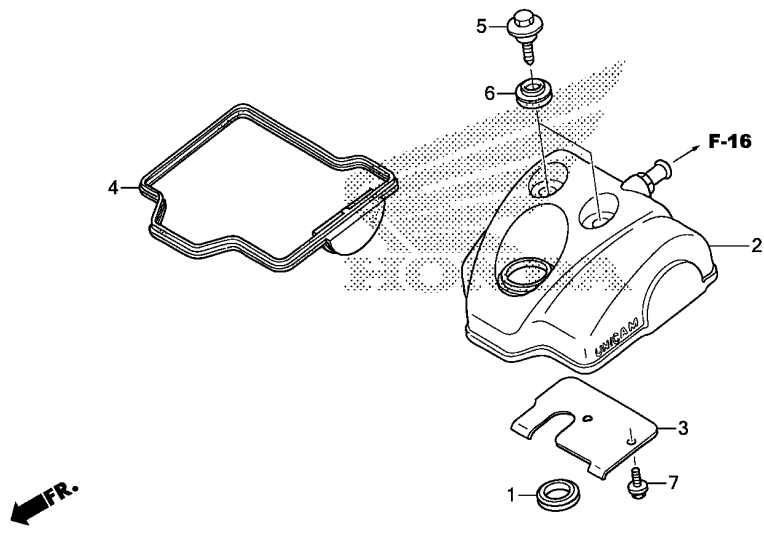
3

E-1

CYLINDER HEAD COVER

D 1

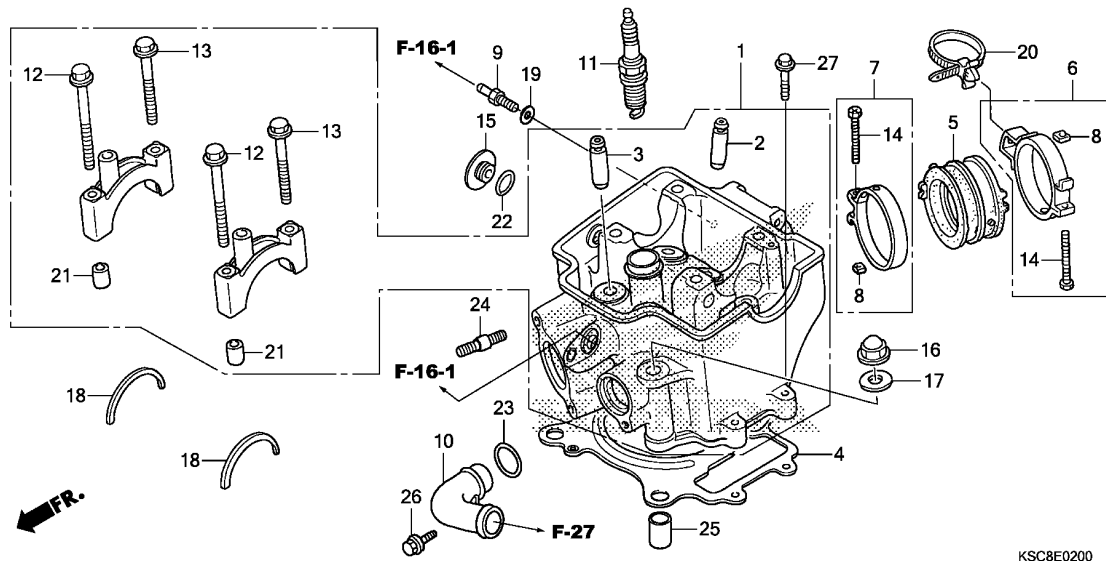
Service item F.R.T.



KSC8E0100

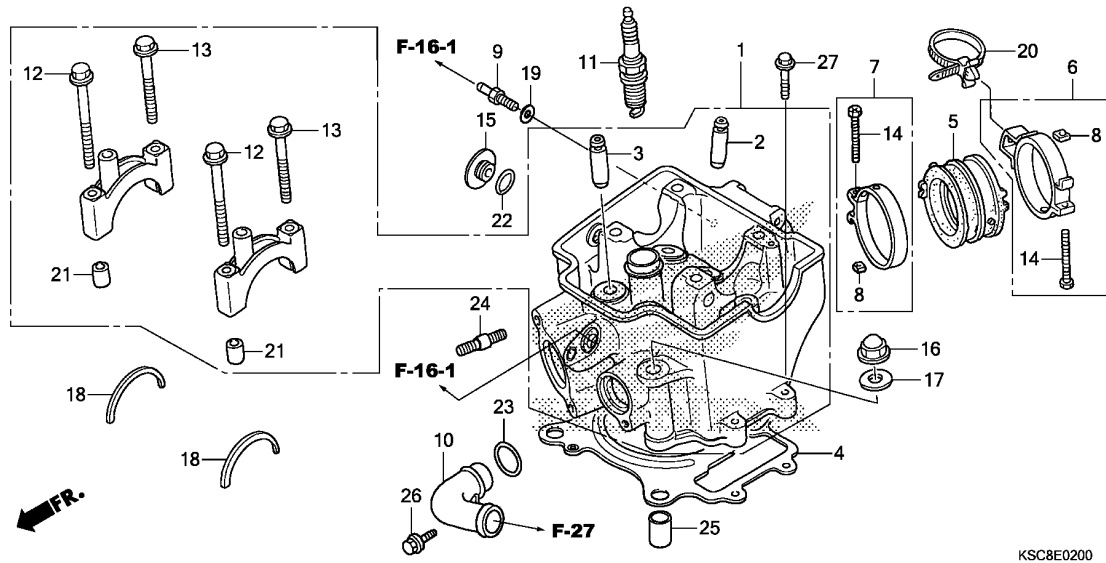
Ref. No.	Part No.	Description	Reqd. QTY		Serial No.	Parts catalogue code
			CRF250X '13	'15		
1	12226-MEB-670	SEAL, RING	1	1		
2	12310-KSC-A30	COVER COMP., CYLINDER HEAD ..	1	1		
3	12316-KRN-670	PLATE, BREATHER	1	1		
4	12391-KRN-670	GASKET, HEAD COVER	1	1		
5	90017-MY9-790	BOLT, HEAD COVER	2	2		
6	90543-MV9-670	RUBBER, MOUNTING	2	2		
7	96300-06012-00	BOLT, FLANGE, 6X12	2	2		

2



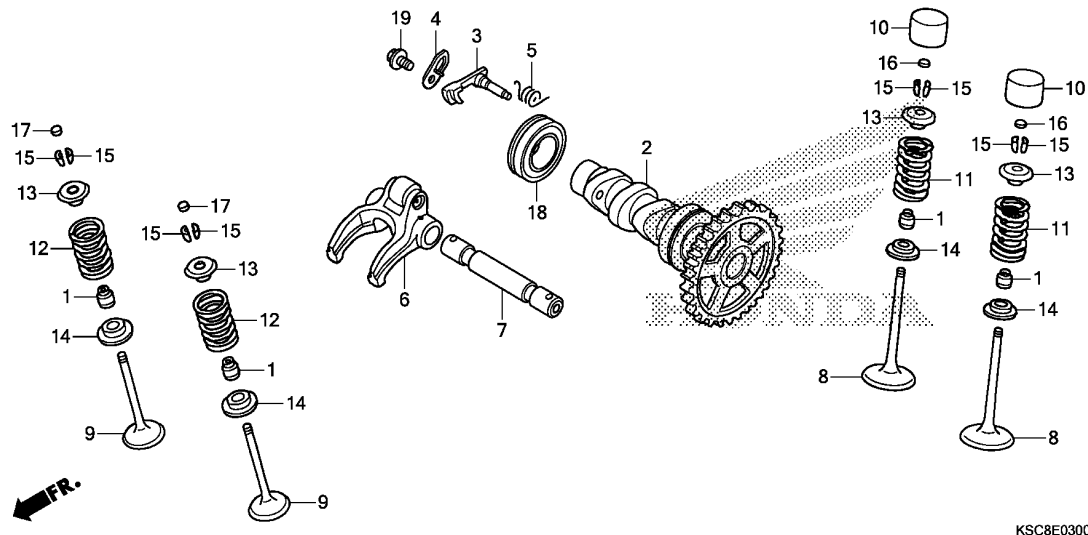
Service item F.R.T.

Ref. No.	Part No.	Description	Reqd. QTY		Serial No.	Parts catalogue code
			CRF250X '13	'15		
1	12010-KSC-A10	HEAD ASSY., CYLINDER	1	1		
2	12204-KRN-P00	GUIDE, IN. VALVE(O.S.)	2	2		
3	12205-KRN-P00	GUIDE, EX. VALVE(O.S.)	2	2		
4	12251-KRN-731	GASKET, CYLINDER HEAD	1	1		
5	16211-KRN-670	INSULATOR, CARBURETOR	1	1		
6	16218-KSC-670	BAND, INSULATOR	1	1		
7	16218-MCJ-000	BAND B, INSULATOR	1	1		
8	16222-MV4-300	NUT, SQUARE, 5MM	2	2		
9	17113-KSC-670	JOINT, BOOST	1	1		
10	19523-KRN-730	JOINT, WATER	1	1		
11	31911-MBW-E11	PLUG, SPARK(IMR8C-9H)(NGK)	1	1		
	31912-MBW-E11	PLUG, SPARK(IMR9C-9H)(NGK)	(1)	(1)		
	31921-MBW-E12	PLUG, SPARK(VUH24D)(DENSO)	1	1		
	31922-MBW-E12	PLUG, SPARK(VUH27D)(DENSO)	(1)	(1)		
12	90001-KRN-670	BOLT, FLANGE, 7X60	2	2		
13	90002-KRN-670	BOLT, FLANGE, 7X50	2	2		
14	90005-MCJ-000	BOLT, RECESSED, 5X28	2	2		
15	90084-MEN-670	CAP, 14MM	1	1		
16	90232-MB6-680	NUT, CAP, 9MM	4	4		
17	90401-KRN-670	WASHER, PLAIN, 9MM	4	4		
18	90446-KRN-670	WASHER, CAMSHAFT THRUST	2	2		
19	90452-323-000	WASHER, SEALING, 5MM	1	1		
20	90672-SAO-003	STRAP, CABLE, 118MM(BLACK)	1	1		
21	90701-MR7-000	DOWEL PIN, 9X14	4	4		
22	91303-377-000	O-RING, 13.8X2.5	1	1		



Ref. No.	Part No.	Description	Reqd. QTY		Serial No.	Parts catalogue code
			CRF250X '13	'15		
23	91312-KE7-003	O-RING, 19X3(NOK)	1	1		
24	92900-08022-0B	BOLT, STUD, 8X22	2	2		
25	94301-12200	DOWEL PIN, 12X20	2	2		
26	96001-06020-00	BOLT, FLANGE, 6X20	1	1		
27	96001-06028-00	BOLT, FLANGE, 6X28	2	2		





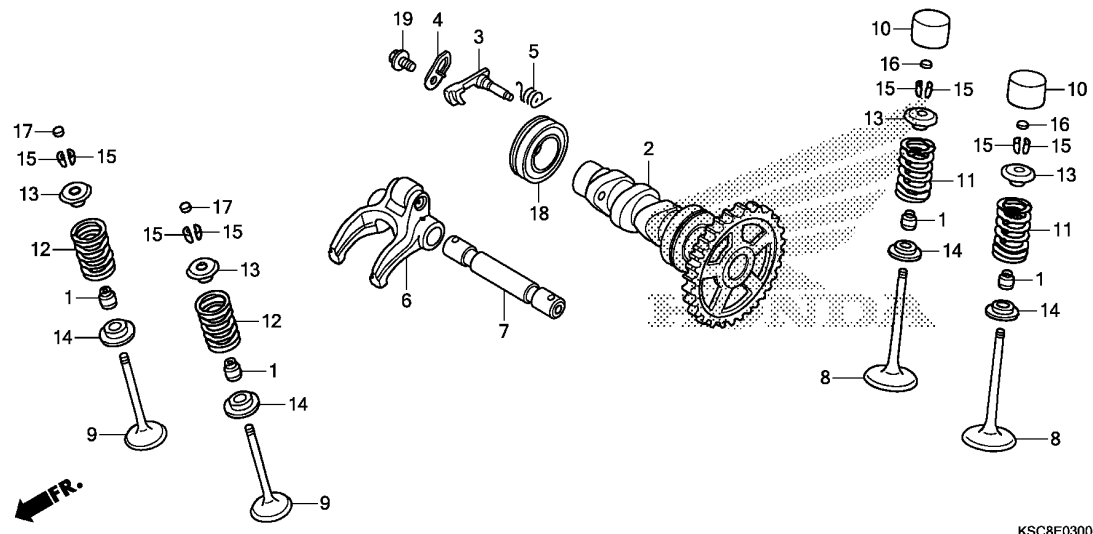
Service item

F.R.T.

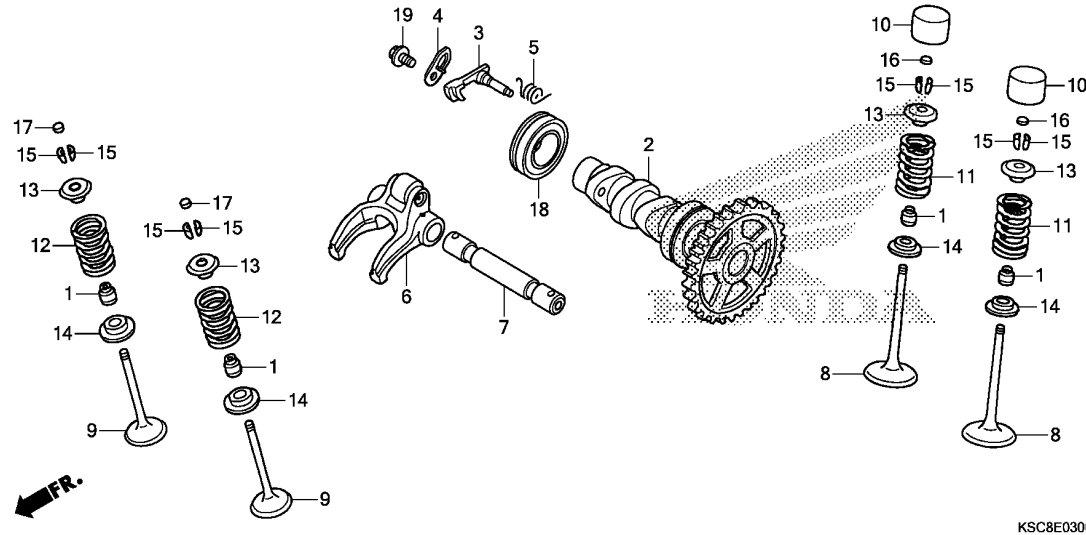
KSC8E0300

Ref. No.	Part No.	Description	Reqd. QTY		Serial No.	Parts catalogue code
			CRF250X '13	'15		
1	12209-GB4-681	SEAL, VALVE STEM(NOK)	4	4		
2	14100-KSC-670	CAMSHAFT COMP.	1	1	----- A,CM	
	14100-KSC-770		1	1	----- AC	
3	14102-KRN-670	WEIGHT, DECOMPRESSION	1	1		
4	14105-KRN-670	PLATE, WEIGHT SETTING	1	1		
5	14106-KRN-A00	SPRING, DECOMPRESSION	1	1		
6	14440-KRN-670	ARM COMP., EX. ROCKER	1	1		
7	14451-KSC-671	SHAFT, EX. ROCKER ARM	1	1		
8	14711-KRN-670	VALVE, IN.	2	2		
9	14721-KRN-670	VALVE, EX.	2	2		
10	14731-KRN-A00	LIFTER, VALVE	2	2		
11	14751-KRN-670	SPRING, IN. VALVE	2	2		
12	14761-KRN-671	SPRING, EX. VALVE	2	2		
13	14771-KRN-A00	RETAINER, VALVE SPRING	4	4		
14	14775-KRN-670	SEAT, VALVE SPRING	4	4		
15	14781-MAT-000	COTTER, VALVE	8	8		
16	14901-KT7-013	SHIM, TAPPET(1.200)	2	2		
	14902-KT7-013	SHIM, TAPPET(1.225)	2	2		
	14903-KT7-013	SHIM, TAPPET(1.250)	2	2		
	14904-KT7-013	SHIM, TAPPET(1.275)	2	2		
	14905-KT7-013	SHIM, TAPPET(1.300)	2	2		
	14906-KT7-013	SHIM, TAPPET(1.325)	2	2		
	14907-KT7-013	SHIM, TAPPET(1.350)	2	2		
	14908-KT7-013	SHIM, TAPPET(1.375)	2	2		
	14909-KT7-013	SHIM, TAPPET(1.400)	2	2		
	14910-KT7-013	SHIM, TAPPET(1.425)	2	2		

Ref. No.	Part No.	Description	Reqd. QTY		Serial No.	Parts catalogue code
			CRF250X '13	'15		
16)	14911-KT7-013	SHIM, TAPPET(1.450)	2	2		
	14912-KT7-013	SHIM, TAPPET(1.475)	2	2		
	14913-KT7-013	SHIM, TAPPET(1.500)	2	2		
	14914-KT7-013	SHIM, TAPPET(1.525)	2	2		
	14915-KT7-013	SHIM, TAPPET(1.550)	2	2		
	14916-KT7-013	SHIM, TAPPET(1.575)	2	2		
	14917-KT7-013	SHIM, TAPPET(1.600)	2	2		
	14918-KT7-013	SHIM, TAPPET(1.625)	2	2		
	14919-KT7-013	SHIM, TAPPET(1.650)	2	2		
	14920-KT7-013	SHIM, TAPPET(1.675)	2	2		
	14921-KT7-013	SHIM, TAPPET(1.700)	2	2		
	14922-KT7-013	SHIM, TAPPET(1.725)	2	2		
	14923-KT7-013	SHIM, TAPPET(1.750)	2	2		
	14924-KT7-013	SHIM, TAPPET(1.775)	2	2		
	14925-KT7-013	SHIM, TAPPET(1.800)	2	2		
	14926-KT7-013	SHIM, TAPPET(1.825)	2	2		
	14927-KT7-013	SHIM, TAPPET(1.850)	2	2		
	14928-KT7-013	SHIM, TAPPET(1.875)	2	2		
	14929-KT7-013	SHIM, TAPPET(1.900)	2	2		
	14930-KT7-013	SHIM, TAPPET(1.925)	2	2		
	14931-KT7-013	SHIM, TAPPET(1.950)	2	2		
	14932-KT7-013	SHIM, TAPPET(1.975)	2	2		
	14933-KT7-013	SHIM, TAPPET(2.000)	2	2		
	14934-KT7-013	SHIM, TAPPET(2.025)	2	2		
	14935-KT7-013	SHIM, TAPPET(2.050)	2	2		
	14936-KT7-013	SHIM, TAPPET(2.075)	2	2		
	14937-KT7-013	SHIM, TAPPET(2.100)	2	2		
	14938-KT7-013	SHIM, TAPPET(2.125)	2	2		
	14939-KT7-013	SHIM, TAPPET(2.150)	2	2		
	14940-KT7-013	SHIM, TAPPET(2.175)	2	2		
	14941-KT7-013	SHIM, TAPPET(2.200)	2	2		
	14942-KT7-013	SHIM, TAPPET(2.225)	2	2		
	14943-KT7-013	SHIM, TAPPET(2.250)	2	2		
	14944-KT7-013	SHIM, TAPPET(2.275)	2	2		
	14945-KT7-013	SHIM, TAPPET(2.300)	2	2		
	14946-KT7-013	SHIM, TAPPET(2.325)	2	2		
	14947-KT7-013	SHIM, TAPPET(2.350)	2	2		
	14948-KT7-013	SHIM, TAPPET(2.375)	2	2		
	14949-KT7-013	SHIM, TAPPET(2.400)	2	2		
	14950-KT7-013	SHIM, TAPPET(2.425)	2	2		
	14951-KT7-013	SHIM, TAPPET(2.450)	2	2		
17	14901-KT7-013	SHIM, TAPPET(1.200)	2	2		
	14902-KT7-013	SHIM, TAPPET(1.225)	2	2		
	14903-KT7-013	SHIM, TAPPET(1.250)	2	2		
	14904-KT7-013	SHIM, TAPPET(1.275)	2	2		
	14905-KT7-013	SHIM, TAPPET(1.300)	2	2		
	14906-KT7-013	SHIM, TAPPET(1.325)	2	2		
	14907-KT7-013	SHIM, TAPPET(1.350)	2	2		
	14908-KT7-013	SHIM, TAPPET(1.375)	2	2		
	14909-KT7-013	SHIM, TAPPET(1.400)	2	2		
	14910-KT7-013	SHIM, TAPPET(1.425)	2	2		
	14911-KT7-013	SHIM, TAPPET(1.450)	2	2		
	14912-KT7-013	SHIM, TAPPET(1.475)	2	2		
	14913-KT7-013	SHIM, TAPPET(1.500)	2	2		
	14914-KT7-013	SHIM, TAPPET(1.525)	2	2		
	14915-KT7-013	SHIM, TAPPET(1.550)	2	2		
	14916-KT7-013	SHIM, TAPPET(1.575)	2	2		
	14917-KT7-013	SHIM, TAPPET(1.600)	2	2		

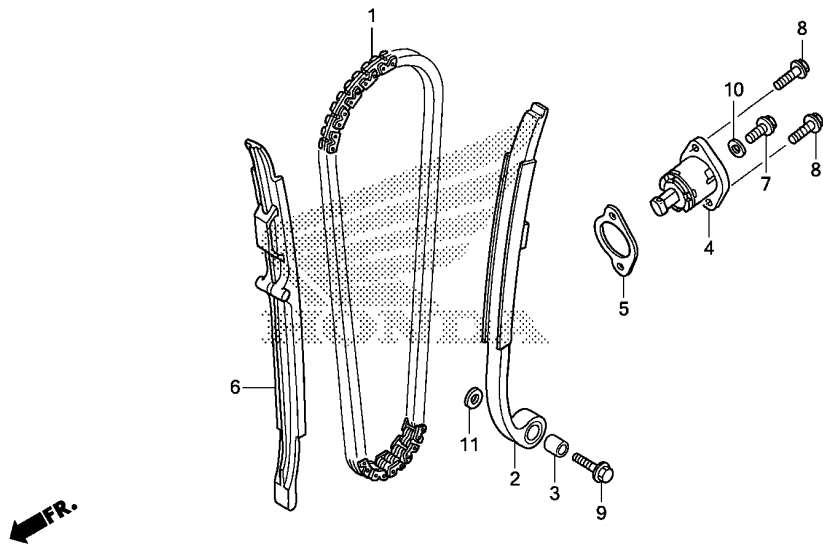


Ref. No.	Part No.	Description	Reqd. QTY		Serial No.	Parts catalogue code
			CRF250X '13	'15		
17)	14918-KT7-013	SHIM, TAPPET (1.625)	2	2		
	14919-KT7-013	SHIM, TAPPET (1.650)	2	2		
	14920-KT7-013	SHIM, TAPPET (1.675)	2	2		
	14921-KT7-013	SHIM, TAPPET (1.700)	2	2		
	14922-KT7-013	SHIM, TAPPET (1.725)	2	2		
	14923-KT7-013	SHIM, TAPPET (1.750)	2	2		
	14924-KT7-013	SHIM, TAPPET (1.775)	2	2		
	14925-KT7-013	SHIM, TAPPET (1.800)	2	2		
	14926-KT7-013	SHIM, TAPPET (1.825)	2	2		
	14927-KT7-013	SHIM, TAPPET (1.850)	2	2		
	14928-KT7-013	SHIM, TAPPET (1.875)	2	2		
	14929-KT7-013	SHIM, TAPPET (1.900)	2	2		
	14930-KT7-013	SHIM, TAPPET (1.925)	2	2		
	14931-KT7-013	SHIM, TAPPET (1.950)	2	2		
	14932-KT7-013	SHIM, TAPPET (1.975)	2	2		
	14933-KT7-013	SHIM, TAPPET (2.000)	2	2		
	14934-KT7-013	SHIM, TAPPET (2.025)	2	2		
	14935-KT7-013	SHIM, TAPPET (2.050)	2	2		
	14936-KT7-013	SHIM, TAPPET (2.075)	2	2		
	14937-KT7-013	SHIM, TAPPET (2.100)	2	2		
	14938-KT7-013	SHIM, TAPPET (2.125)	2	2		
	14939-KT7-013	SHIM, TAPPET (2.150)	2	2		
	14940-KT7-013	SHIM, TAPPET (2.175)	2	2		
	14941-KT7-013	SHIM, TAPPET (2.200)	2	2		
	14942-KT7-013	SHIM, TAPPET (2.225)	2	2		
	14943-KT7-013	SHIM, TAPPET (2.250)	2	2		
	14944-KT7-013	SHIM, TAPPET (2.275)	2	2		
	14945-KT7-013	SHIM, TAPPET (2.300)	2	2		
	14946-KT7-013	SHIM, TAPPET (2.325)	2	2		



Ref. No.	Part No.	Description	Reqd. QTY		Serial No.	Parts catalogue code
			CRF250X '13	'15		
17)	14947-KT7-013	SHIM, TAPPET(2.350)	2	2		
	14948-KT7-013	SHIM, TAPPET(2.375)	2	2		
	14949-KT7-013	SHIM, TAPPET(2.400)	2	2		
	14950-KT7-013	SHIM, TAPPET(2.425)	2	2		
	14951-KT7-013	SHIM, TAPPET(2.450)	2	2		
	14952-KT7-013	SHIM, TAPPET(2.475)	2	2		
	14953-KT7-013	SHIM, TAPPET(2.500)	2	2		
	14954-KT7-013	SHIM, TAPPET(2.525)	2	2		
	14955-KT7-013	SHIM, TAPPET(2.550)	2	2		
	14956-KT7-013	SHIM, TAPPET(2.575)	2	2		
	14957-KT7-013	SHIM, TAPPET(2.600)	2	2		
	14958-KT7-013	SHIM, TAPPET(2.625)	2	2		
	14959-KT7-013	SHIM, TAPPET(2.650)	2	2		
	14960-KT7-013	SHIM, TAPPET(2.675)	2	2		
	14961-KT7-013	SHIM, TAPPET(2.700)	2	2		
	14962-KT7-013	SHIM, TAPPET(2.725)	2	2		
	14963-KT7-013	SHIM, TAPPET(2.750)	2	2		
	14964-KT7-013	SHIM, TAPPET(2.775)	2	2		
	14965-KT7-013	SHIM, TAPPET(2.800)	2	2		
	14966-KT7-013	SHIM, TAPPET(2.825)	2	2		
	14967-KT7-013	SHIM, TAPPET(2.850)	2	2		
	14968-KT7-013	SHIM, TAPPET(2.875)	2	2		
	14969-KT7-013	SHIM, TAPPET(2.900)	2	2		
18	91007-KRN-671	BEARING, BALL RADIAL, 6905	1	1		
19	96001-06012-00	BOLT, FLANGE, 6X12	1	1		

Service item F.R.T.



KSC8E0400

Ref. No.	Part No.	Description	Reqd. QTY		Serial No.	Parts catalogue code
			CRF250X '13	'15		
1	14401-KRN-671	CHAIN, CAM(104L)(BORG WARNER)	1	1		
2	14510-KRN-670	TENSIONER COMP., CAM CHAIN ..	1	1		
3	14515-KFO-000	COLLAR, TENSIONER, 6X9	1	1		
4	14520-KRN-671	LIFTER ASSY., TENSIONER	1	1		
5	14560-MEN-671	GASKET, TENSIONER LIFTER	1	1		
6	14620-KRN-670	GUIDE, CAM CHAIN	1	1		
7	90004-GHB-600	BOLT, FLANGE, 6X10(NSHF)	1	1		
8	90004-GHB-630	BOLT, FLANGE, 6X16(NSHF)	2	2		
9	90088-MEB-670	BOLT, FLANGE, 6X25	1	1		
10	90442-397-000	WASHER, SEALING, 6MM	1	1		
11	90482-567-000	WASHER, SPECIAL, 6MM	1	1		

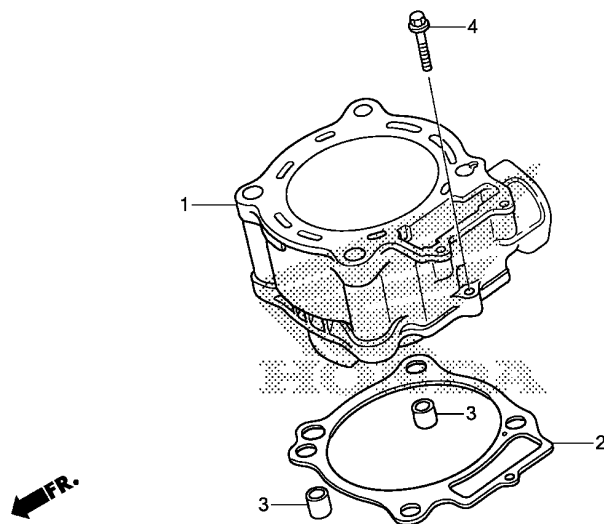
E-5

CYLINDER

D 9

Service item

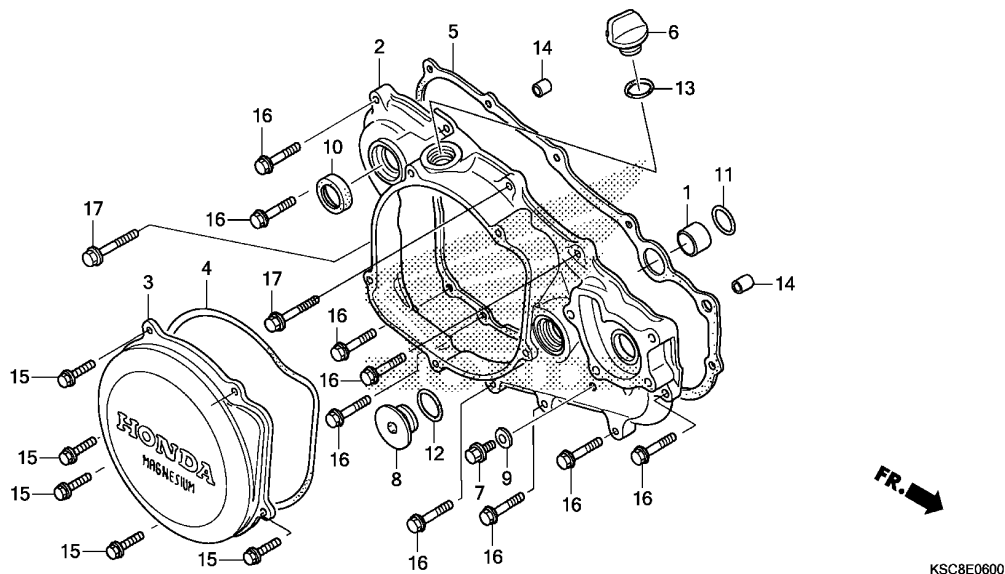
F.R.T.



KSC8E0500

Ref. No.	Part No.	Description	Reqd. QTY		Serial No.	Parts catalogue code
			CRF250X '13	'15		
1	12100-KRN-732	CYLINDER	1	1		
2	12191-KRN-731	GASKET, CYLINDER	1	1		
3	94301-12200	DOWEL PIN, 12X20	2	2		
4	96001-06028-00	BOLT, FLANGE, 6X28	1	1		

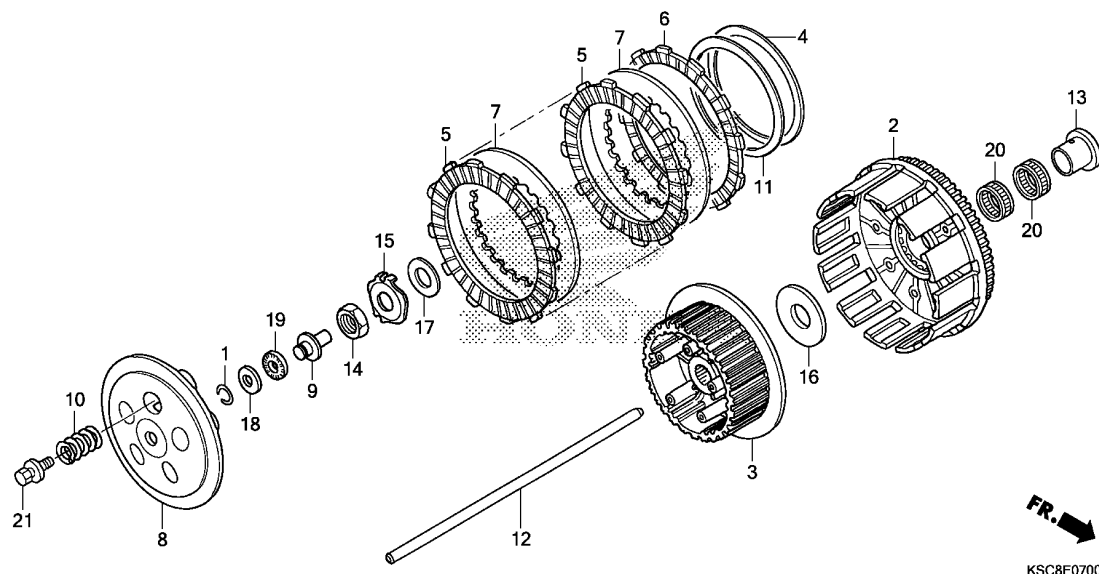
2



Service item F.R.T.

Ref. No.	Part No.	Description	Reqd. QTY		Serial No.	Parts catalogue code
			CRF250X '13	'15		
1	11102-KRN-670	COLLAR, WATER PASS, 16MM	1	1		
2	11331-KSC-670	COVER, R. CRANKCASE	1	1		
3	11351-KSC-A30	COVER, CLUTCH	1	1		
4	11352-KRN-671	GASKET, CLUTCH COVER	1	1		
5	11394-KRN-A01	GASKET, R. COVER	1	1		
6	15611-KA3-710	CAP, OIL FILLER	1	1		
7	90004-GHB-600	BOLT, FLANGE, 6X10(NSHF)	1	1		
8	90087-KW3-000	CAP, 30MM	1	1		
9	90463-ML7-000	WASHER, SEALING, 6.5MM	1	1		
10	91205-KA3-712	OIL SEAL, 16.5X25X5(NOK)	1	1		
11	91304-MJ0-003	O-RING, 15.8X2.4(SHOWA)	1	1		
12	91305-KF0-003	O-RING, 27X2(ARAI)	1	1		
13	91370-461-000	O-RING, 11.9X2.2	1	1		
14	94301-08140	DOWEL PIN, 8X14	2	2		
15	96001-06020-00	BOLT, FLANGE, 6X20	5	5		
16	96001-06028-00	BOLT, FLANGE, 6X28	9	9		
17	96001-06035-00	BOLT, FLANGE, 6X35	2	2		

Service item F.R.T.

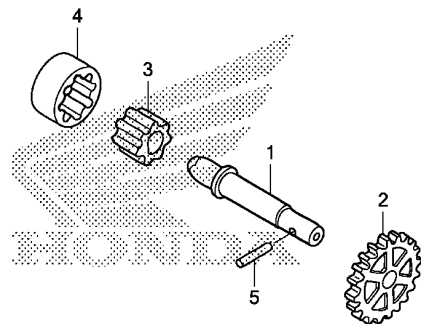


Ref. No.	Part No.	Description	Reqd. QTY		Serial No.	Parts catalogue code
			CRF250X '13	'15		
1	13115-147-000	CLIP, PISTON PIN, 10MM	1	1		
2	22100-KSC-A10	OUTER COMP., CLUTCH	1	1		
3	22120-KRN-A00	CENTER, CLUTCH	1	1		
4	22125-435-000	SEAT, JUDDER SPRING	1	1		
5	22201-KSC-670	DISK A, CLUTCH FRICTION	7	7		
6	22202-KSC-670	DISK B, CLUTCH FRICTION	1	1		
7	22321-KF0-770	PLATE, CLUTCH	7	7		
8	22351-KRN-A10	PLATE, CLUTCH PRESSURE	1	1		
9	22352-KZ4-A90	PIECE, CLUTCH LIFTER	1	1		
10	22401-KSC-670	SPRING, CLUTCH	5	5		
11	22402-435-000	SPRING, JUDDER	1	1		
12	22851-KZ3-J20	ROD, CLUTCH LIFTER	1	1		
13	28237-KSC-670	COLLAR, CLUTCH OUTER	1	1		
14	90235-KA4-000	NUT, 18MM	1	1		
15	90441-KSC-670	WASHER, LOCK, 18MM	1	1		
16	90456-KS6-000	WASHER, THRUST, 20MM	1	1		
17	90501-ML3-910	WASHER, 18X32X2	1	1		
18	90608-072-000	WASHER, 12MM	1	1		
19	91001-147-003	BEARING, NEEDLE, 12MM(NTN) ..	1	1		
20	91012-P68-003	BEARING, NEEDLE, 27X31X16.8 ..	2	2		
21	93404-06020-08	BOLT-WASHER, 6X20	5	5		



Service item

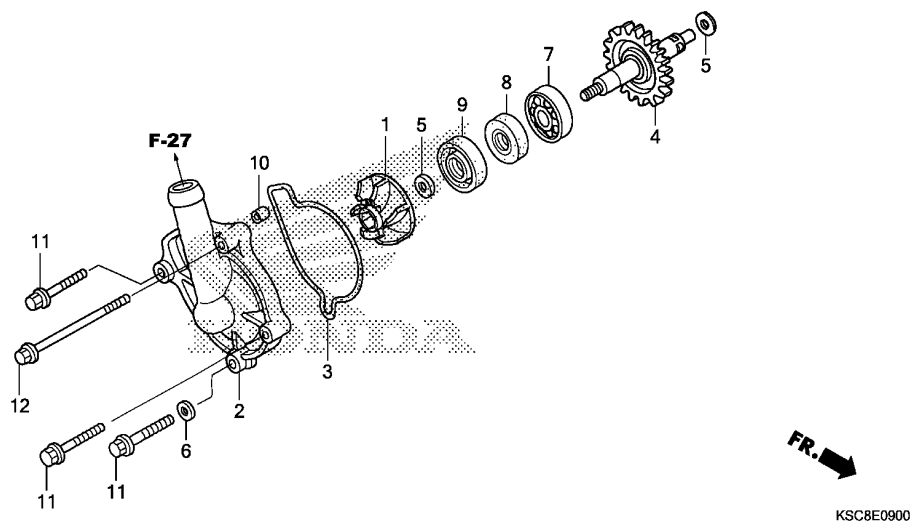
F.R.T.



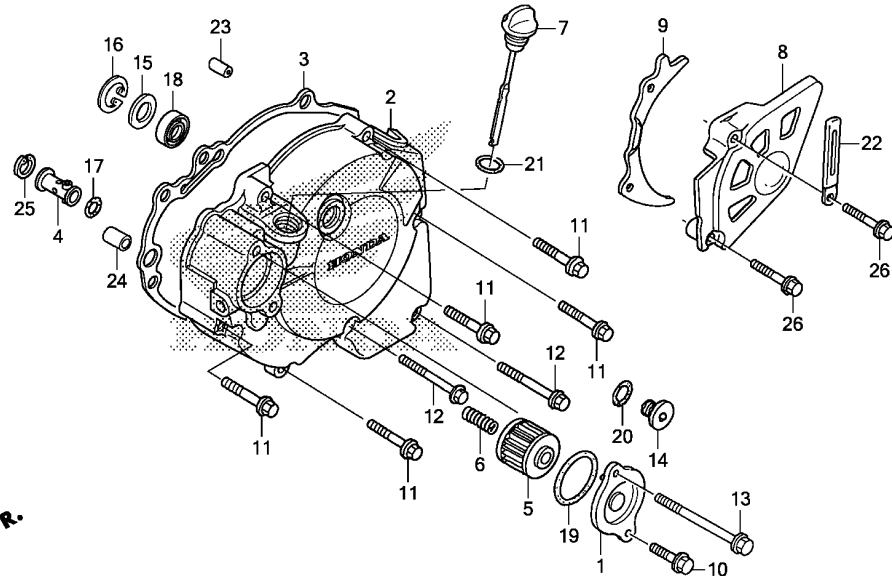
KSC8E0800

Ref. No.	Part No.	Description	Reqd. QTY		Serial No.	Parts catalogue code
			CRF250X '13	'15		
1	15111-KRN-670	SHAFT, OIL PUMP	1	1		
2	15133-KRN-670	GEAR, OIL PUMP DRIVEN(18T) ..	1	1		
3	15331-324-000	ROTOR, OIL PUMP INNER	1	1		
4	15332-324-000	ROTOR, OIL PUMP OUTER	1	1		
5	96220-30178	ROLLER, 3X17.8	1	1		

Service item F.R.T.



Ref. No.	Part No.	Description	Reqd. QTY		Serial No.	Parts catalogue code
			CRF250X '13	'15		
1	19215-KRN-A00	IMPELLER, WATER PUMP	1	1		
2	19221-KRN-A00	COVER, WATER PUMP	1	1		
3	19226-KRN-670	GASKET, WATER PUMP	1	1		
4	19240-KSC-670	GEAR COMP., WATER PUMP(22T) ..	1	1		
5	90447-KE1-000	WASHER, SEALING, 7MM	2	2		
6	90463-ML7-000	WASHER, SEALING, 6.5MM	1	1		
7	91001-KA4-003	BEARING, RADIAL BALL, 12X28X7 (NTN)	1	1		
8	91201-148-003	OIL SEAL, 12X22X5 (ARAI)	1	1		
9	91211-KSE-671	SEAL, WATER PUMP	1	1		
10	94301-08100	DOWEL PIN, 8X10	1	1		
11	96001-06028-00	BOLT, FLANGE, 6X28	3	3		
12	96001-06085-00	BOLT, FLANGE, 6X85	1	1		

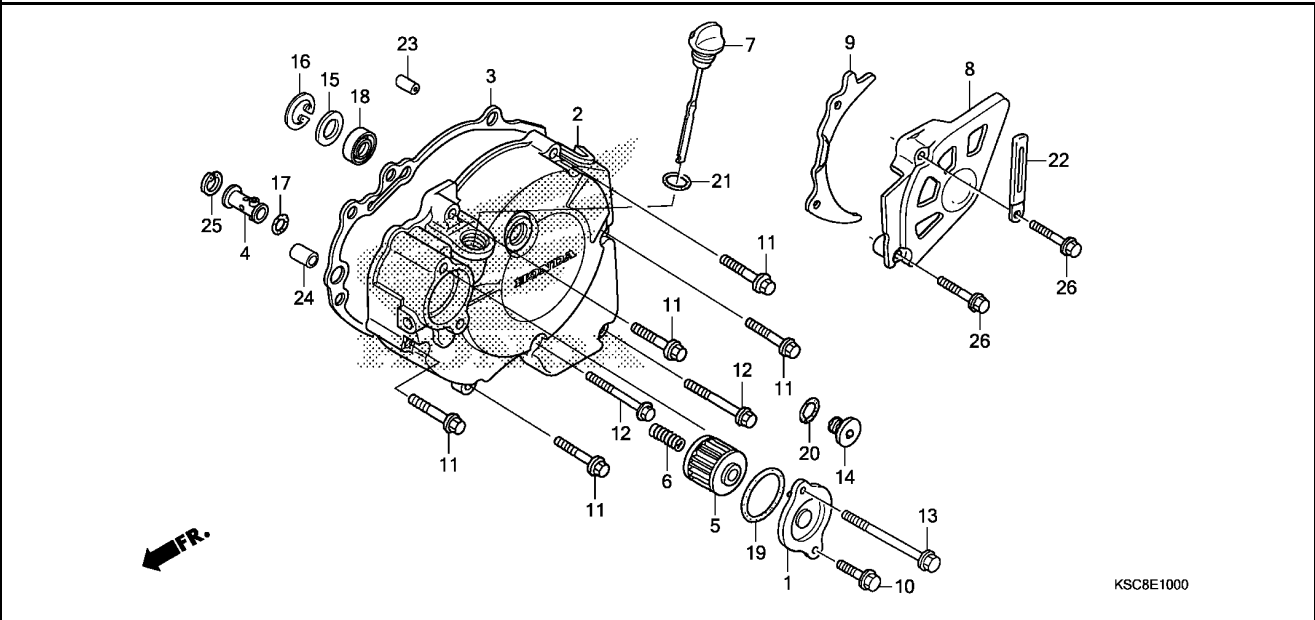


KSC8E1000

Service item F.R.T.

Ref. No.	Part No.	Description	Reqd. QTY		Serial No.	Parts catalogue code
			CRF250X '13	'15		
1	11333-KRN-670	COVER, OIL FILTER	1	1		
2	11340-KSC-A30	COVER COMP., L. CRANKCASE ...	1	1		
3	11395-KRN-671	GASKET, L. COVER	1	1		
4	15220-MEB-770	VALVE ASSY., RELIEF	1	1		
5	15412-MEN-671	FILTER COMP., ENGINE OIL	1	1		
6	15414-MEB-670	SPRING, OIL FILTER	1	1		
7	15650-KRN-670	GAUGE, OIL LEVEL	1	1		
8	23810-KSC-A30	COVER COMP., DRIVE SPROCKET ..	1	1		
9	23812-KSC-670	GUIDE, DRIVE CHAIN	1	1		
10	90004-GHB-630	BOLT, FLANGE, 6X16(NSHF)	1	1		
11	90004-GHB-690	BOLT, FLANGE, 6X32(NSHF)	5	5		
12	90004-GHB-710	BOLT, FLANGE, 6X40(NSHF)	2	2		
13	90004-GHB-780	BOLT, FLANGE, 6X75(NSHF)	1	1		
14	90084-MEN-670	CAP, 14MM	1	1		
15	90451-459-770	WASHER, THRUST, 13MM	1	1		
16	90602-MEB-670	CIRCLIP, SPECIAL INTERNAL, 24MM	1	1		
17	90751-GK1-003	O-RING, 8.5X1.7	1	1		
18	91204-HP1-601	OIL SEAL, 10X21X5	1	1		
19	91302-PA9-003	O-RING, 39.8X2.2(ARAI)	1	1		
20	91303-377-000	O-RING, 13.8X2.5	1	1		
21	91307-035-000	O-RING, 18X3	1	1		
22	91410-679-000	CLIP, 2X60	1	1		
23	94301-08140	DOWEL PIN, 8X14	1	1		
24	94301-10160	DOWEL PIN, 10X16	1	1		

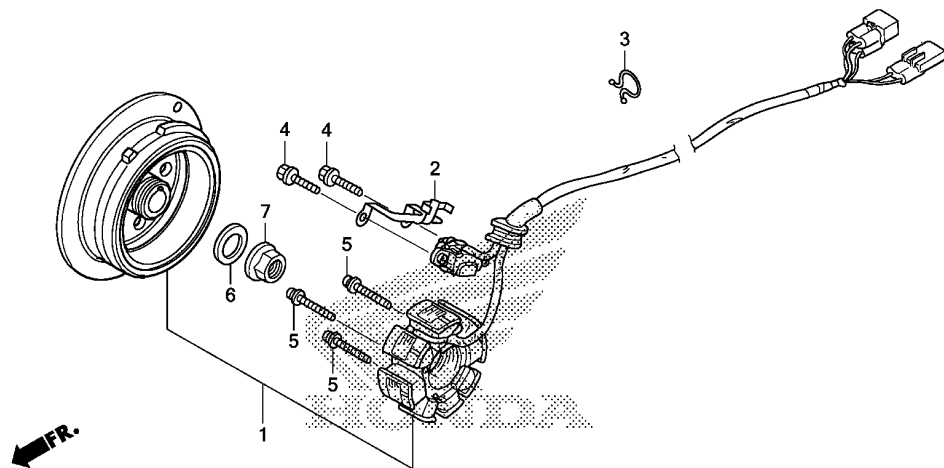
2



Ref. No.	Part No.	Description	Reqd. QTY		Serial No.	Parts catalogue code
			CRF250X '13	'15		

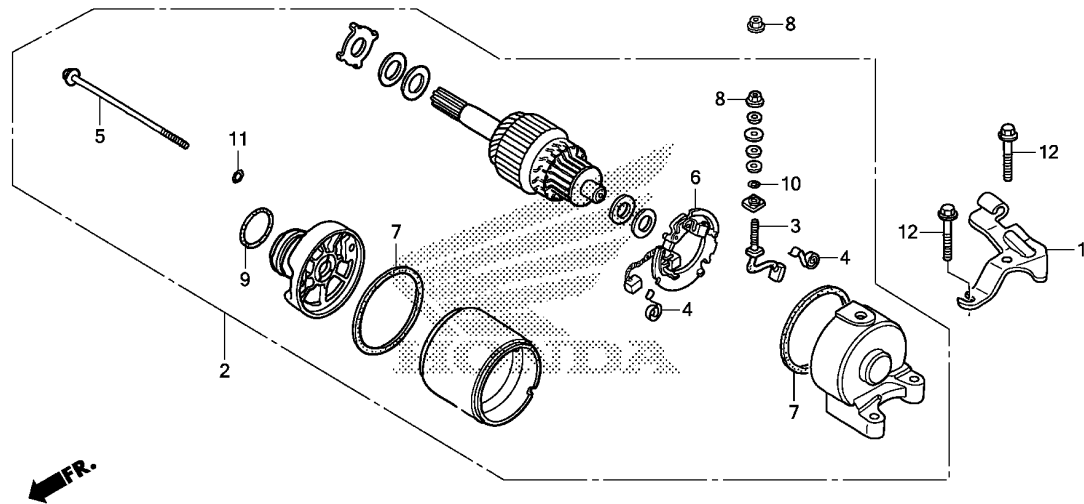
25	94520-14000	CIRCLIP, INTERNAL, 14MM	1	1		
26	96001-06030-07	BOLT, FLANGE, 6X30	2	2		

Service item F.R.T.



KSC8E1100

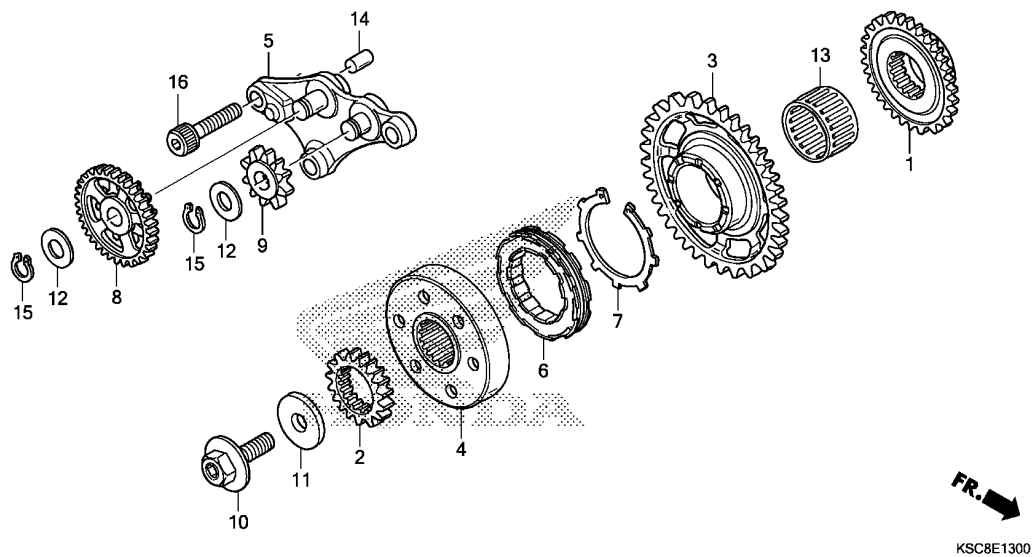
Ref. No.	Part No.	Description	Reqd. QTY		Serial No.	Parts catalogue code
			CRF250X '13	'15		
1	31100-KSC-A11	GENERATOR ASSY., FLYWHEEL (TYPEA.C.)	1	1		
2	32112-KRN-670	CLAMPER, CORD	1	1		
3	32171-GF9-621	LOCK, PURSE	1	1		
4	90005-896-000	BOLT, FLANGE, 5X16	2	2		
5	90010-MEB-670	SCREW-WASHER, 4X24	3	3		
6	90437-611-000	WASHER, PLAIN, 12MM	1	1		
7	94050-12000	NUT, FLANGE, 12MM	1	1		



Service item	F.R.T.
--------------	--------

Ref. No.	Part No.	Description	Reqd. QTY		Serial No.	Parts catalogue code
			CRF250X '13	'15		
1	22838-KSC-670	RECEIVER, CLUTCH CABLE	1	1		
2	31200-KSC-671	MOTOR ASSY., STARTING	1	1		
3	31201-MBE-008	TERMINAL SET, BRUSH	1	1		
4	31204-KS5-901	SPRING, CARBON BRUSH	2	2		
5	31205-MBE-008	BOLT, SETTING	2	2		
6	31206-MBE-008	HOLDER SET, BRUSH	1	1		
7	31207-MBE-008	RING	2	2		
8	90071-MB0-000	NUT-WASHER, 6MM	2	2		
9	91309-425-003	O-RING, 24.4X3.1(ARAI)	1	1		
10	91320-MB0-000	O-RING, 4X2	1	1		
11	91320-MBE-008	O-RING	2	2		
12	96001-06028-00	BOLT, FLANGE, 6X28	2	2		

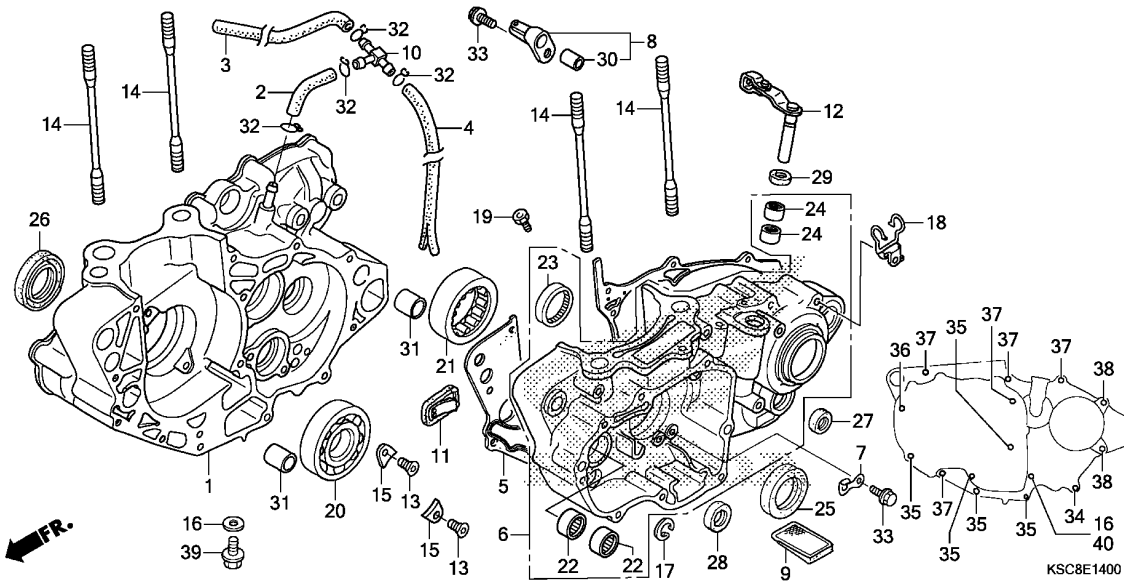




Service item	F.R.T.

FR. →
KSC8E1300

Ref. No.	Part No.	Description	Reqd. QTY		Serial No.	Parts catalogue code
			CRF250X '13	'15		
1	13415-KRN-670	GEAR, BALANCER DRIVE(32T) ...	1	1		
2	23121-KSC-670	GEAR, PRIMARY DRIVE(18T)	1	1		
3	28110-KSC-670	GEAR COMP., STARTING DRIVEN (38T)	1	1		
4	28115-KSC-670	OUTER, STARTING CLUTCH	1	1		
5	28120-KSC-670	HOLDER COMP., STARTER GEAR ..	1	1		
6	28125-MT7-004	CLUTCH, ONE WAY	1	1		
7	28127-MS2-612	RING, FRICTION	1	1		
8	28131-KSC-670	GEAR, STARTING REDUCTION (53T/10T)	1	1		
9	28141-KSC-670	GEAR, STARTING IDLE(10T)	1	1		
10	90013-MEB-670	BOLT, SPECIAL, 12X28	1	1		
11	90402-KW6-960	WASHER, PLAIN, 12MM	1	1		
12	90452-166-600	WASHER, THRUST, 12MM	2	2		
13	91025-KT7-003	BEARING, NEEDLE, 30X35X20 ...	1	1		
14	94303-08140	DOWEL PIN, 8X14	1	1		
15	94510-12000	CIRCLIP, EXTERNAL, 12MM	2	2		
16	96600-08028-00	BOLT, SOCKET, 8X28	3	3		

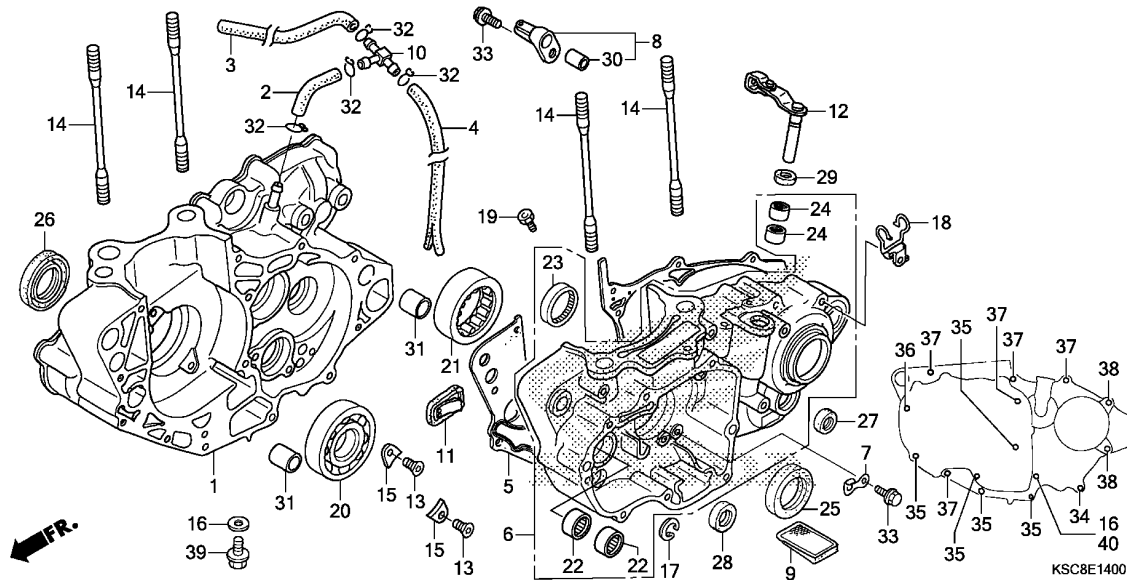


Service item

F.R.T.

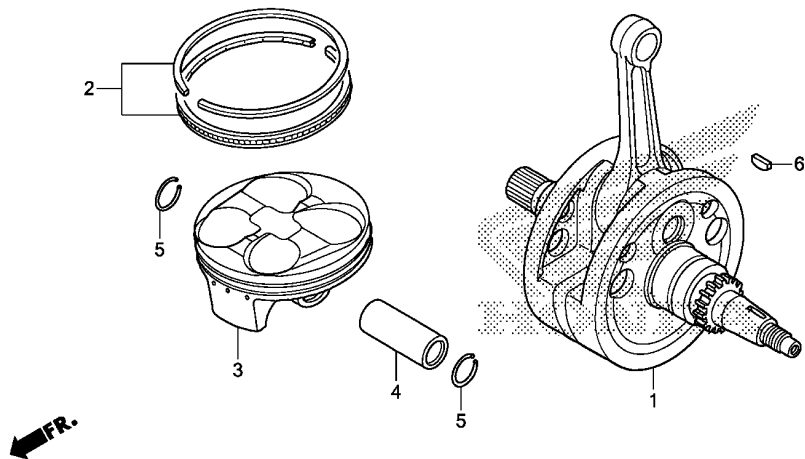
Ref. No.	Part No.	Description	Reqd. QTY		Serial No.	Parts catalogue code
			CRF250X '13	'15		
1	11100-KSC-A20	CRANKCASE COMP., R.	1	1		
2	11105-KSC-670	TUBE A, BREATHER	1	1		
3	11107-KSC-670	TUBE B, BREATHER	1	1		
4	11108-KSC-670	TUBE C, BREATHER	1	1		
5	11191-KRN-A11	GASKET, CRANKCASE	1	1		
6	11200-KSC-A20	CRANKCASE COMP., L.	1	1		
7	11206-KRN-670	PLATE, CAM CHAIN GUIDE	1	1		
8	11210-KRN-730	JET COMP., PISTON, #80	1	1		
9	15421-KK0-000	SCREEN, OIL FILTER	1	1		
10	16961-MCT-010	JOINT, THREE WAY	1	1		
11	18601-MBW-003	VALVE COMP., REED	1	1		
12	22810-KSC-A10	LEVER COMP., CLUTCH LIFTER ..	1	1		
13	90001-MEN-850	SCREW, SPECIAL FLAT, 6X17 ...	2	2		
14	90031-KRN-670	BOLT, STUD, 10X135	4	4		
15	90441-KRN-670	PLATE, BEARING HOLDER	2	2		
16	90474-333-000	WASHER, SEALING, 8MM	2	2		
17	90604-MEB-670	CIRCLIP, SPECIAL, 33MM	1	1		
18	90610-MEB-670	GUIDE COMP., TUBE	1	1		
19	90901-KSC-A20	ORIFICE, #170	1	1		
20	91001-KRN-671	BEARING, RADIAL BALL, 30X72X16	1	1		
21	91002-KRN-A11	BEARING, SPECIAL ROLLER	1	1		
22	91006-HA0-003	BEARING, NEEDLE, 9MM(NTN) ...	2	2		
23	91022-KA4-740	BEARING, SHELL, 33X38X8(NTN)	1	1		
24	91053-719-005	BEARING, NEEDLE, 12X16X10(NTN)	2	2		
25	91201-MEB-671	OIL SEAL, 38X52X7(ARAI)	1	1		





Ref. No.	Part No.	Description	Reqd. QTY		Serial No.	Parts catalogue code
			CRF250X '13	'15		
26	91202-MEY-671	OIL SEAL, 39X56X7.5 (ARAI) . . .	1	1		
27	91203-KA4-771	OIL SEAL, 14X22X5 (NOK)	1	1		
28	91203-MEB-671	OIL SEAL, 20X33X5 (ARAI)	1	1		
29	91205-MEB-671	OIL SEAL, 12X18X3 (ARAI)	1	1		
30	94301-08100	DOWEL PIN, 8X10	1	1		
31	94301-14200	DOWEL PIN, 14X20	2	2		
32	95002-02100	CLIP, TUBE (B10)	4	4		
33	96001-06012-00	BOLT, FLANGE, 6X12	2	2		
34	96001-06040-00	BOLT, FLANGE, 6X40	1	1		
35	96001-06045-00	BOLT, FLANGE, 6X45	5	5		
36	96001-06060-00	BOLT, FLANGE, 6X60	1	1		
37	96001-06070-00	BOLT, FLANGE, 6X70	5	5		
38	96001-06075-00	BOLT, FLANGE, 6X75	2	2		
39	96300-08025-00	BOLT, FLANGE, 8X25	1	1		
40	96300-08070-00	BOLT, FLANGE, 8X70	1	1		

Service item F.R.T.



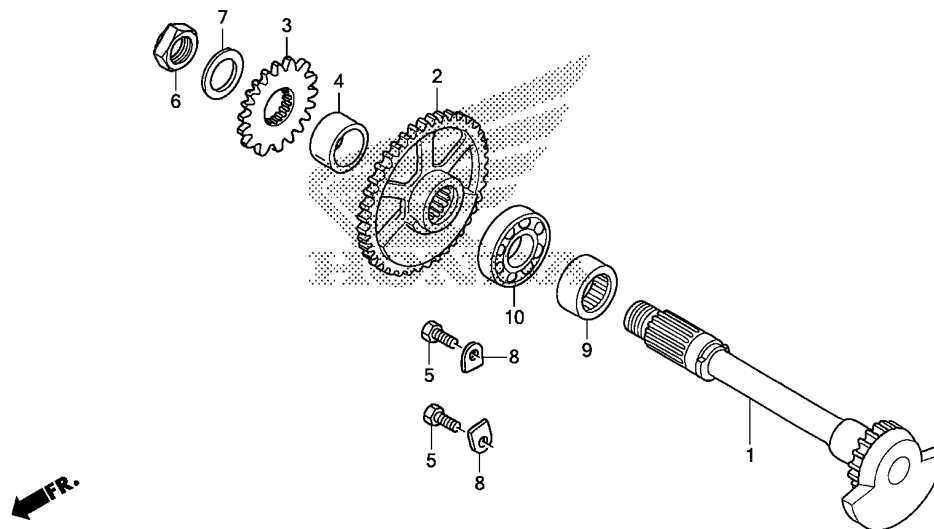
KSC8E1500

Ref. No.	Part No.	Description	Reqd. QTY		Serial No.	Parts catalogue code
			CRF250X '13	'15		
1	13000-KSC-A10	CRANKSHAFT COMP.	1	1		
2	13011-KRN-850	RING SET, PISTON(STD.)	1	1		
3	13101-KRN-850	PISTON	1	1		
4	13111-KRN-850	PIN, PISTON	1	1		
5	13115-KM7-700	CLIP, PISTON PIN, 16MM	2	2		
6	13331-360-000	KEY, SPECIAL WOODRUFF, 25X14	1	1		



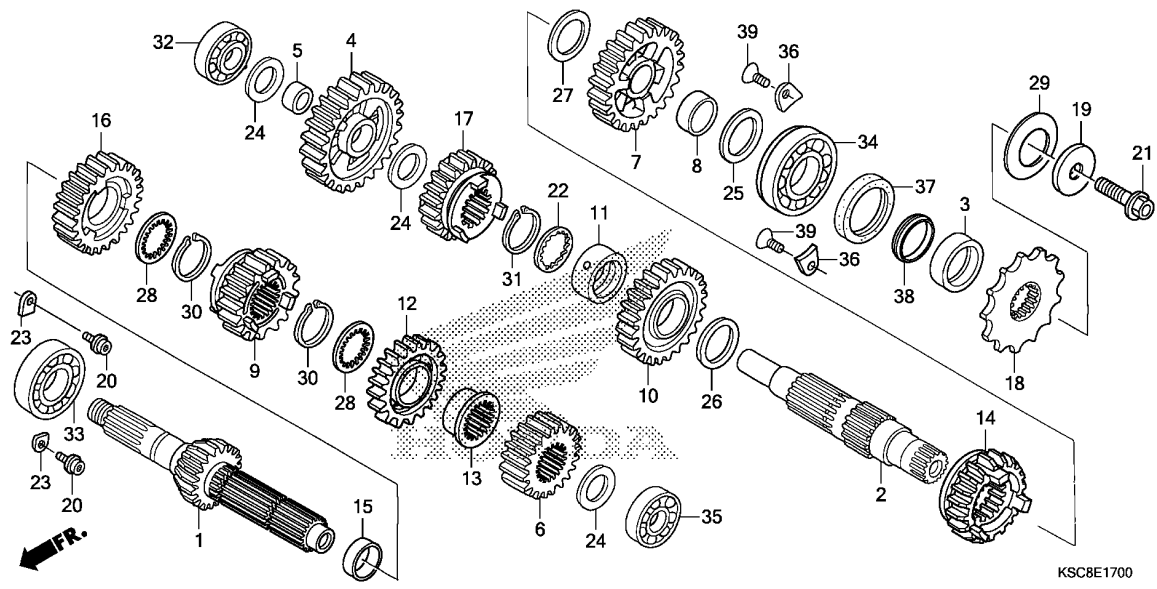
Service item

F.R.T.



KSC8E1600

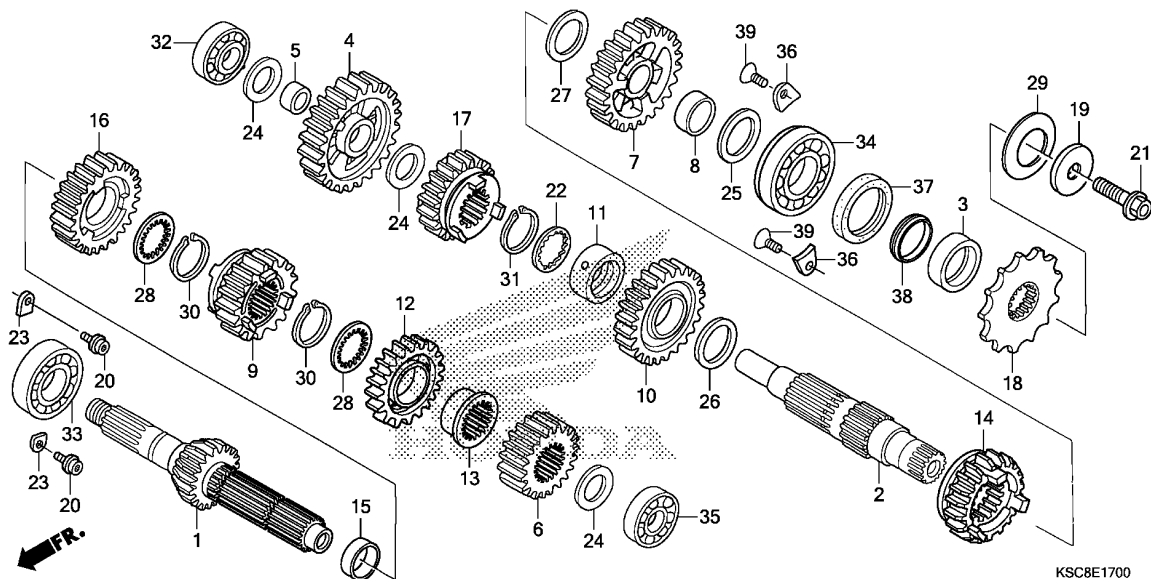
Ref. No.	Part No.	Description	Reqd. QTY		Serial No.	Parts catalogue code
			CRF250X '13	'15		
1	13420-KSC-A10	SHAFT COMP., BALANCER	1	1		
2	13422-KRN-A00	GEAR, BALANCER DRIVEN(32T) ..	1	1		
3	19245-KRN-671	GEAR, WATER PUMP DRIVE(19T) ..	1	1		
4	19246-KSC-670	COLLAR, WATER PUMP GEAR	1	1		
5	90038-KY4-900	BOLT, HEX., 6X16	2	2		
6	90204-MN5-000	NUT, HEX., 14MM	1	1		
7	90433-KE1-000	WASHER, 14MM	1	1		
8	90441-KRM-840	PLATE, BEARING HOLDER	2	2		
9	91004-MEB-671	BEARING, SPECIAL ROLLER,				
		20X32X14	1	1		
10	91005-MEB-671	BEARING, RADIAL BALL, 6003 ..	1	1		



Service item F.R.T.

Ref. No.	Part No.	Description	Reqd. QTY		Serial No.	Parts catalogue code
			CRF250X '13	'15		
1	23210-KSC-A10	SHAFT COMP., MAIN(13T)	1	1		
2	23221-KSC-A10	COUNTERSHAFT	1	1		
3	23225-KSC-670	COLLAR, COUNTERSHAFT	1	1		
4	23411-KSC-670	GEAR, COUNTERSHAFT LOW(31T) -	1	1		
5	23413-KSC-670	COLLAR, 17MM	1	1		
6	23421-KSC-670	GEAR, MAINSHAFT SECOND(16T) -	1	1		
7	23431-KSC-670	GEAR, COUNTERSHAFT SECOND(28T)	1	1		
8	23432-KSC-670	COLLAR, 24MM	1	1		
9	23441-KSC-670	GEAR, MAINSHAFT THIRD(21T) ..	1	1		
10	23451-KSC-670	GEAR, COUNTERSHAFT THIRD(28T)	1	1		
11	23452-KSC-670	COLLAR, COUNTERSHAFT THIRD				
		GEAR	1	1		
12	23461-KSC-670	GEAR, MAINSHAFT FOURTH(24T) -	1	1		
13	23462-KSC-670	COLLAR, MAINSHAFT FOURTH GEAR	1	1		
14	23471-KSC-670	GEAR, COUNTERSHAFT FOURTH(25T)	1	1		
15	23472-KZ4-000	COLLAR, 20MM	1	1		
16	23481-KSC-670	GEAR, MAINSHAFT FIFTH(27T) ..	1	1		
17	23491-KSC-670	GEAR, COUNTERSHAFT FIFTH(22T)	1	1		
18	23801-KSC-670	SPROCKET, DRIVE(14T)	1	1		
19	23802-KSC-670	COLLAR, DRIVE SPROCKET	1	1		
20	90071-MF5-000	BOLT, FLANGE SOCKET, 6X14 ...	2	2		
21	90112-413-000	BOLT, UBS, 8X33	1	1		
22	90404-KW3-000	WASHER, THRUST INVOLUTE,				
		22X21X1	1	1		
23	90441-KRM-840	PLATE, BEARING HOLDER	2	2		

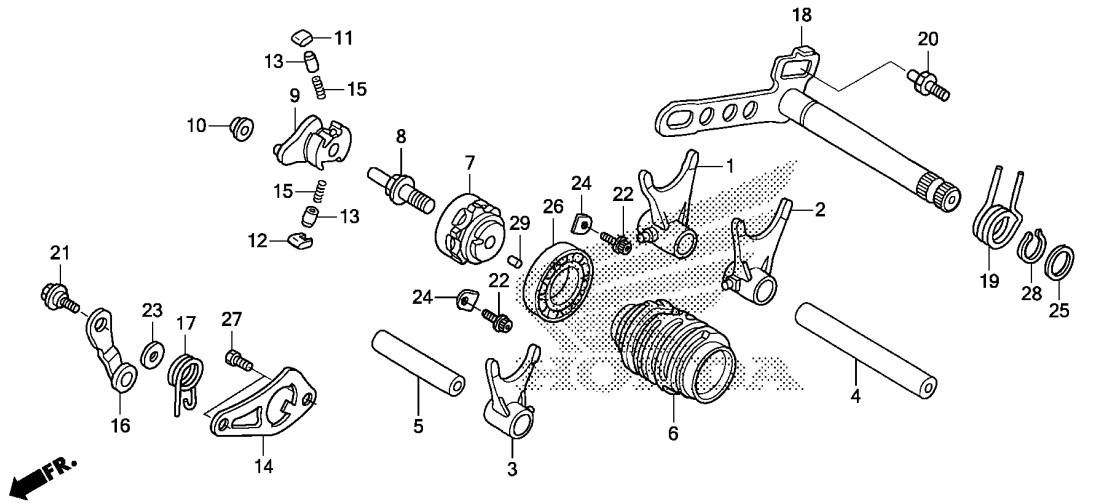




Ref. No.	Part No.	Description	Reqd. QTY		Serial No.	Parts catalogue code
			CRF250X '13	'15		
24	90446-357-000	WASHER, THRUST, 17.2MM	3	3		
25	90452-KSR-A00	WASHER, 24X32X1	1	1		
26	90452-KZ4-000	WASHER, THRUST, 22X30X1	1	1		
27	90453-KSR-A00	WASHER, 22X32X1.5	1	1		
28	90455-HM8-A40	WASHER, SPLINE, 20MM	2	2		
29	90501-KSC-670	WASHER, SPRING, 24MM	1	1		
30	90601-360-000	SET RING, 20MM	2	2		
31	90602-360-000	SET RING, 22MM	1	1		
32	91001-KZ4-J11	BEARING, RADIAL BALL, 17X35X10	1	1		
33	91004-KSC-671	BEARING, RADIAL BALL, 22X47X14	1	1		
34	91005-KRN-A01	BEARING, RADIAL BALL, 22X52X14	1	1		
35	91006-KRN-A01	BEARING, RADIAL BALL, 17X38X10	1	1		
36	91012-KA3-710	PLATE, COUNTERSHAFT BEARING	2	2		
37	91201-KSR-A01	OIL SEAL, 28X37X7	1	1		
38	91301-KSR-A01	D-RING, 22MM	1	1		
39	93600-06010-0H	SCREW, FLAT, 6X10	2	2		

Service item

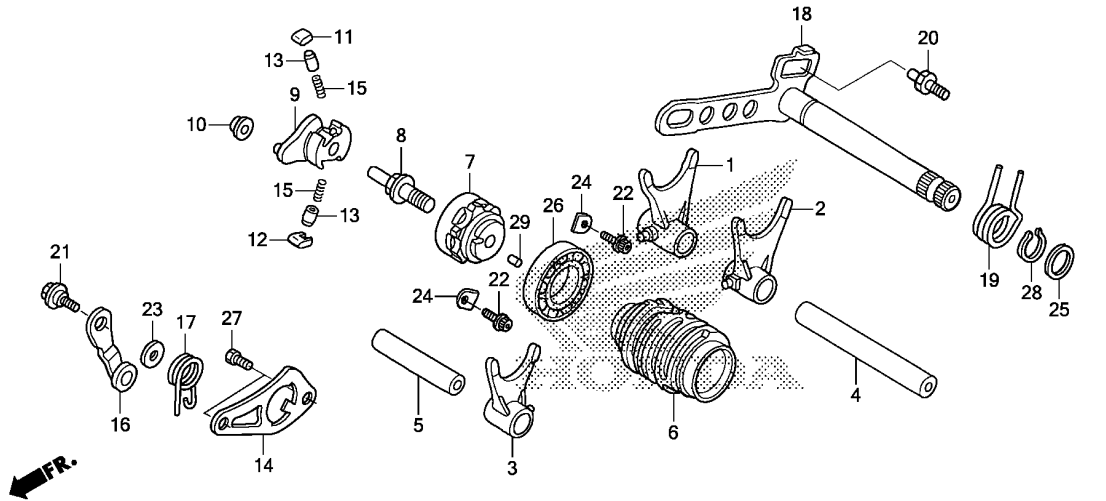
F.R.T.



KSC8E1800

Ref. No.	Part No.	Description	Reqd. QTY		Serial No.	Parts catalogue code
			CRF250X '13	'15		
1	24211-KSC-670	FORK, R. GEARSHIFT	1	1		
2	24221-KSC-670	FORK, L. GEARSHIFT	1	1		
3	24231-KSC-670	FORK, CENTER GEARSHIFT	1	1		
4	24241-KSC-670	SHAFT A, SHIFT FORK	1	1		
5	24242-KSC-670	SHAFT B, SHIFT FORK	1	1		
6	24311-KRN-A00	DRUM, GEARSHIFT	1	1		
7	24312-KA3-741	CENTER, GEARSHIFT DRUM	1	1		
8	24315-HA0-000	PIN, SHIFTER	1	1		
9	24321-KZ4-620	SHIFTER, DRUM	1	1		
10	24322-MM4-000	COLLAR, SHIFTER	1	1		
11	24324-KA3-711	PAWL A, RATCHET	1	1		
12	24325-KA3-711	PAWL B, RATCHET	1	1		
13	24326-KBH-901	PLUNGER, PAWL	2	2		
14	24328-KRN-670	PLATE, GUIDE	1	1		
15	24329-KA3-740	SPRING, PAWL PLUNGER	2	2		
16	24430-KA3-740	STOPPER COMP., DRUM	1	1		
17	24435-KZ4-690	SPRING, DRUM STOPPER	1	1		
18	24610-KRN-730	SPINDLE COMP., GEARSHIFT	1	1		
19	24651-MEB-670	SPRING, GEARSHIFT RETURN	1	1		
20	24652-HA0-000	PIN, GEARSHIFT RETURN SPRING	1	1		
21	90022-MG8-000	PIVOT, SHIFT DRUM STOPPER ARM	1	1		
22	90071-MF5-000	BOLT, FLANGE SOCKET, 6X14	2	2		
23	90435-HB3-000	WASHER, 6.1MM	1	1		
24	90441-KRM-840	PLATE, BEARING HOLDER	2	2		
25	90451-155-000	WASHER, 14MM	1	1		



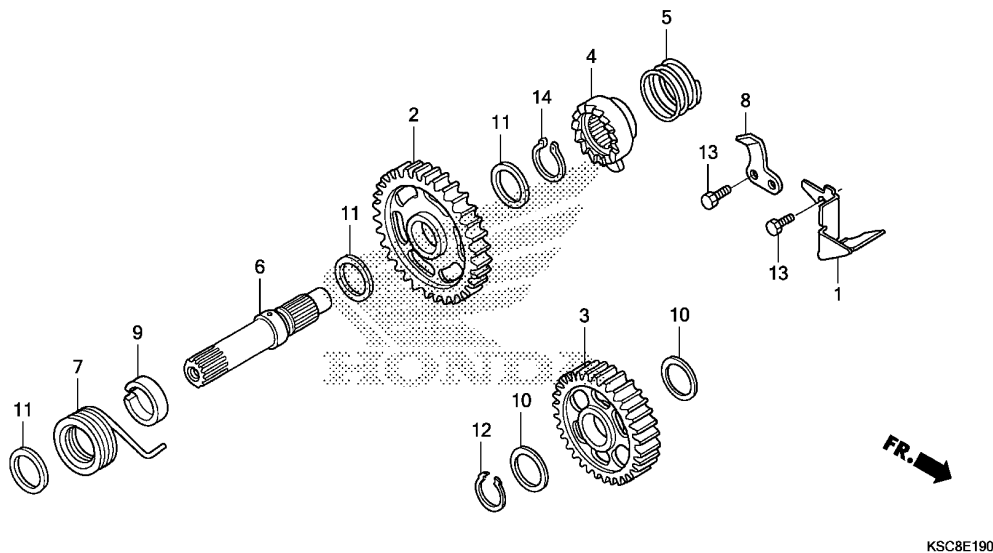


KSC8E1800

Ref. No.	Part No.	Description	Reqd. QTY		Serial No.	Parts catalogue code
			CRF250X '13	'15		
26	91004-KY4-900	BEARING, RADIAL BALL, 6905U	1	1		
27	93301-06016-0A	BOLT, HEX., 6X16	2	2		
28	94510-14000	CIRCLIP, EXTERNAL, 14MM	1	1		
29	96220-40080	ROLLER, 4X8	1	1		

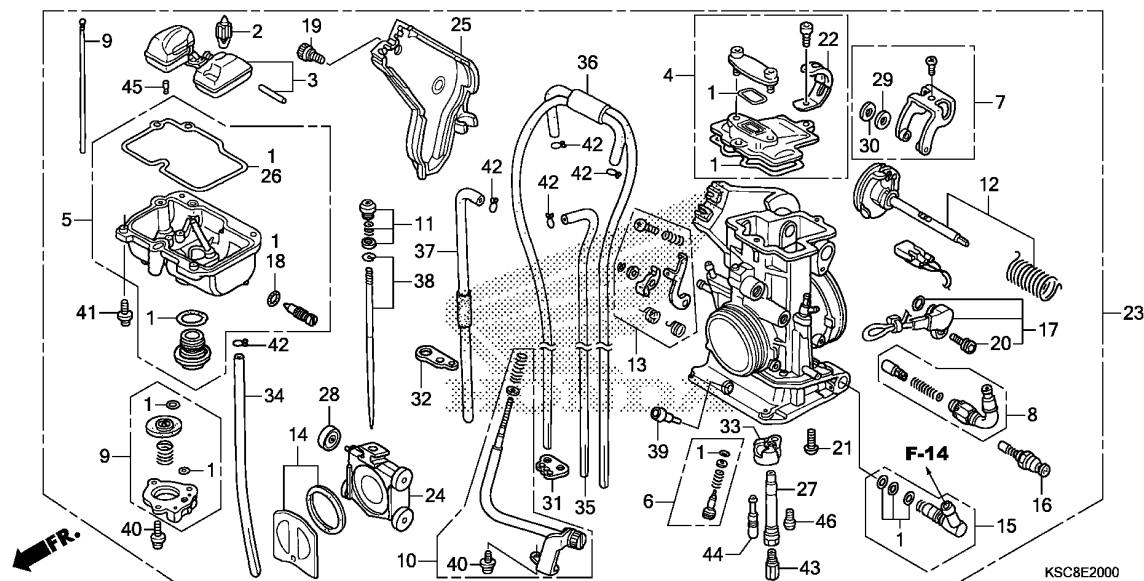
Service item

F.R.T.



Ref. No.	Part No.	Description	Reqd. QTY		Serial No.	Parts catalogue code
			CRF250X '13	'15		
1	15201-KSC-670	PLATE, OIL GUIDE	1	1		
2	28210-KSC-670	PINION COMP., KICK STARTER (32T)	1	1		
3	28230-KRN-670	GEAR COMP., STARTER IDLE(30T)	1	1		
4	28241-KA3-710	RATCHET, STARTER	1	1		
5	28242-KA3-710	SPRING, RATCHET	1	1		
6	28251-KZ4-000	SPINDLE, KICK STARTER	1	1		
7	28261-KA3-710	SPRING, STARTER RETURN	1	1		
8	28262-KS6-701	PLATE, RATCHET SLIDER	1	1		
9	28282-KZ4-B00	COLLAR, KICK SPINDLE	1	1		
10	90452-178-000	WASHER, THRUST, 17MM	2	2		
11	90501-444-000	WASHER, 16.8X24	3	3		
12	90601-001-000	CIRCLIP, EXTERNAL, 17MM	1	1		
13	93301-06016-0A	BOLT, HEX., 6X16	2	2		
14	94510-16000	CIRCLIP, EXTERNAL, 16MM	1	1		





Service item

F.R.T.

Ref. No.	Part No.	Description	Reqd. QTY	Serial No.	Parts catalogue code
			CRF250X '13 '15		
1	16010-KSC-671	GASKET SET	1	1	
2	16011-MEN-851	VALVE SET, FLOAT	1	1	
3	16013-MEB-671	FLOAT SET	1	1	
4	16014-KRN-731	TOP SET	1	1	
5	16015-KSC-A11	CHAMBER SET, FLOAT	1	1	
6	16016-HP1-B01	SCREW SET A	1	1	
7	16018-MEY-A11	ARM SET, LINK	1	1	
8	16019-MEB-671	START SET, HOT	1	1	
9	16021-MEN-A01	DIAPHRAGM SET, PUMP	1	1	
10	16028-MEN-A01	SCREW SET B	1	1	
11	16029-MEY-A11	SCREW SET, JET NEEDLE	1	1	
12	16032-KSC-A21	SHAFT SET, THROTTLE	1	1	
13	16033-KSC-A11	LEVER SET, PUMP	1	1	
14	16037-MEB-671	VALVE SET, FLOATING	1	1	
15	16038-KRN-671	JOINT SET, FUEL	1	1	
16	16046-MEB-671	VALVE SET, STARTER	1	1	
17	16060-KSC-A11	SENSOR ASSY., THROTTLE	1	1	
18	16076-ND5-004	O-RING, 1.3X4.3	1	1	
19	16080-HP1-601	BOLT, COVER	1	1	
20	16083-HP0-A01	BOLT, BREAK HEAD	1	1	
21	16083-MEB-671	SCREW, PAN	1	1	
22	16088-KRN-A01	CLIP	1	1	
23	16100-KSC-A71	CARBURETOR ASSY (FCR02D A)	1	1	----- A,CM
	16100-KSC-L71	CARBURETOR ASSY (FCR03D A)	1	1	----- AC
24	16112-HP1-A01	VALVE, THROTTLE	1	1	

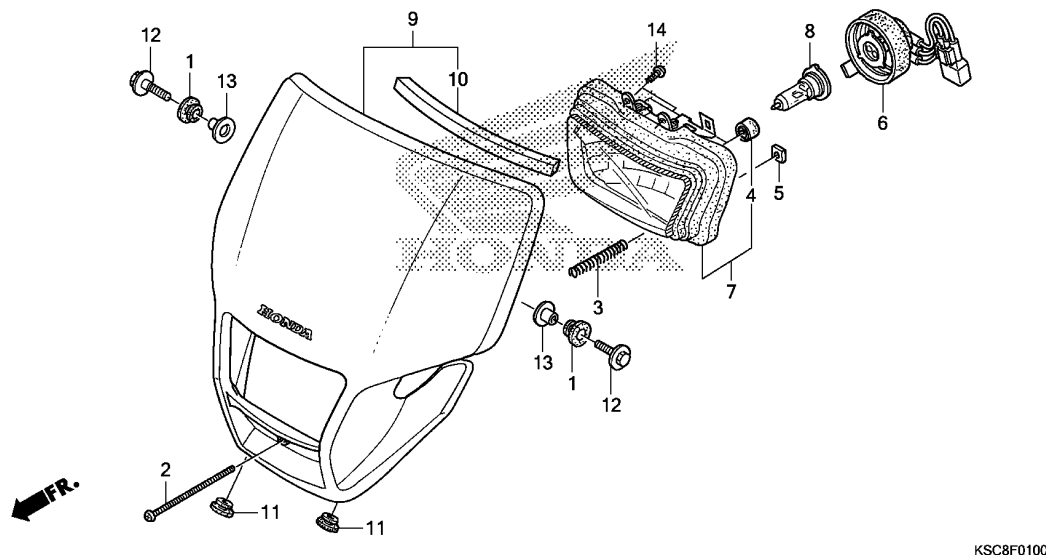
Ref. No.	Part No.	Description	Reqd. QTY		Serial No.	Parts catalogue code
			CRF250X '13	'15		
25	16157-MEN-A01	COVER, THROTTLE	1	1		
26	16163-MEB-671	GASKET, FLOAT CHAMBER	1	1		
27	16165-MEY-A11	HOLDER, NEEDLE JET	1	1		
28	16172-MEB-671	ROLLER	1	1		
29	16177-MEB-671	WASHER, PLAIN(PO)	1	1		
30	16178-MEB-671	WASHER, PLAIN(SUS)	1	1		
31	16178-MEN-851	BINDER	1	1		
32	16179-KSC-671	BINDER	1	1		
33	16185-MEN-671	PLATE, BUFFER	1	1		
34	16196-MEN-851	TUBE, OVERFLOW	1	1		
35	16197-MEB-671	TUBE, AIR VENT	1	1		
36	16198-MEB-671	TUBE COMP., AIR VENT	1	1		
37	16199-KSC-671	TUBE COMP., AIR VENT	1	1		
38	16203-KSC-A12	NEEDLE SET, JET(NJNT)	1	1	-----	A,CM
	16203-KSC-L12	NEEDLE SET, JET(NJPU)	1	1	-----	AC
39	16312-HP1-B01	PIN, ADJUST SCREW	1	1		
40	93892-04008-18	SCREW-WASHER, 4X8	4	4		
41	93892-04014-18	SCREW-WASHER, 4X14	4	4		
42	95002-02079	CLIP, TUBE(B7)	5	5		
43	99101-357-1300	JET, MAIN, #130	1	1	-----	A,CM
			(1)	(1)	-----	AC
	99101-357-1320	JET, MAIN, #132	1	1	-----	AC
44	99103-440-0420	JET, SLOW, #42	1	1		
45	99108-KSE-0600	JET, LEAK, #60	1	1	-----	A,CM
	99108-MEB-0550	JET, LEAK, #55	1	1	-----	AC
46	99112-KRN-0680	JET, BY-STARTER, #68	1	1		



F-1

HEADLIGHT

F 1



Service item F.R.T.

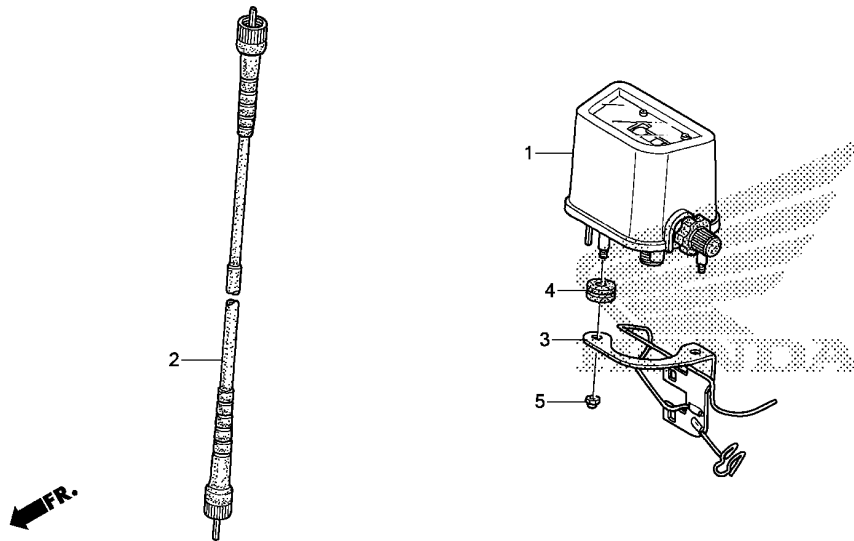
KSC8F0100

3

Ref. No.	Part No.	Description	Reqd. QTY		Serial No.	Parts catalogue code
			CRF250X '13	'15		
1	18293-GZ5-000	RUBBER, PROTECTOR PACKING ...	2	2		
2	33103-KSC-670	SCREW, PAN, 4X55	1	1		
3	33107-KAE-771	SPRING, BEAM ADJUSTING	1	1		
4	33113-MBW-D21	PIPE, CP	2	2		
5	33117-KBR-730	NUT, BEAM ADJUSTING	1	1		
6	33130-KSC-A21	SOCKET COMP., HEADLIGHT	1	1		
7	33150-KSC-305	HEADLIGHT UNIT COMP.(COO) ...	1	1	----- A, AC	
	33150-KSC-A21	HEADLIGHT UNIT COMP.	1	1	----- CM	
8	34901-GJ1-003	BULB, HEADLIGHT(12V 35/36.5W)	1	1		
9	61300-KSC-A30ZA	VISOR SET, FR.(WL)				
	NH196ROSS WHITE	1	1		
10	61302-KSC-A20	RUBBER, LIGHT FOAM	1	1		
11	83501-MG7-000	GROMMET, SIDE COVER	2	2		
12	90147-KPB-J10	BOLT, FLANGE, 6X16	2	2		
13	90501-124-000	WASHER, FR. COVER SETTING ...	2	2		
14	93911-25120	SCREW, TAPPING, 5X10(PO)	2	2		

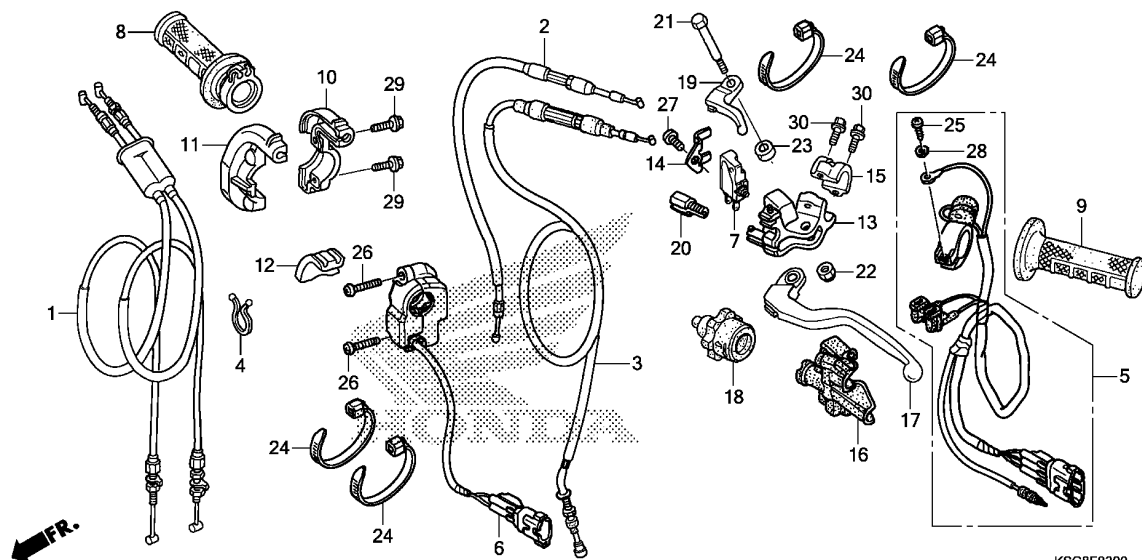
Service item

F.R.T.



KSC8F0200

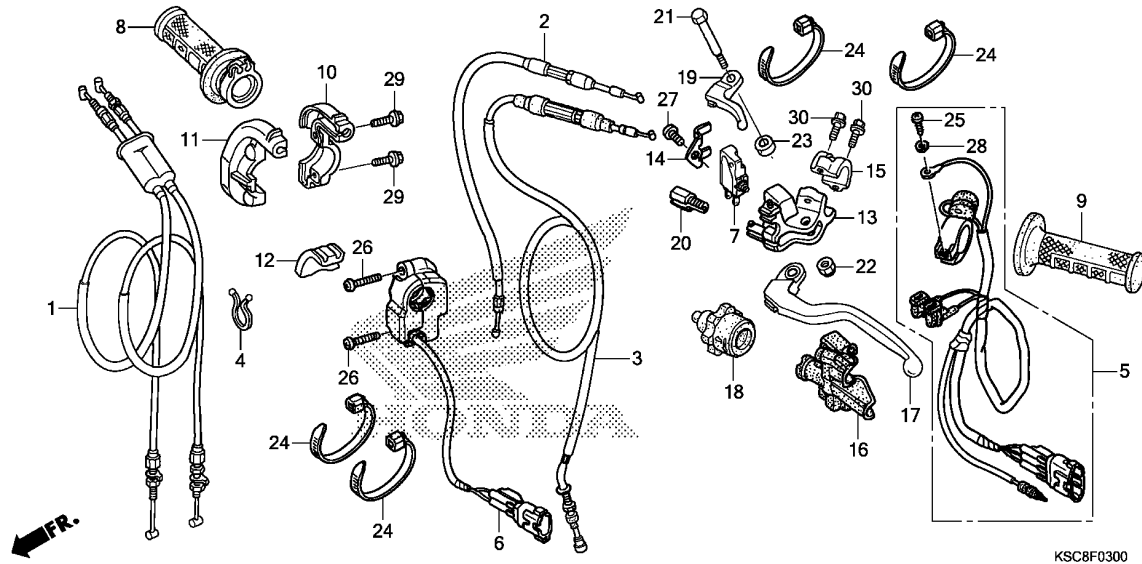
Ref. No.	Part No.	Description	Reqd. QTY		Serial No.	Parts catalogue code
			CRF250X '13	'15		
1	37200-KSC-305	METER ASSY., TRIP(MILE)(COO)	1	1	----- A,AC	
	37200-MN1-731	METER ASSY., TRIP(KM)	1	1	----- CM	
2	44830-KSC-000	CABLE ASSY., SPEEDOMETER	1	1		
3	50130-KSC-010	STAY, COUPLER	1	1		
4	80103-GJ5-000	GROMMET, ENGINE COVER	2	2		
5	94021-05000-0S	NUT, CAP, 5MM	2	2		



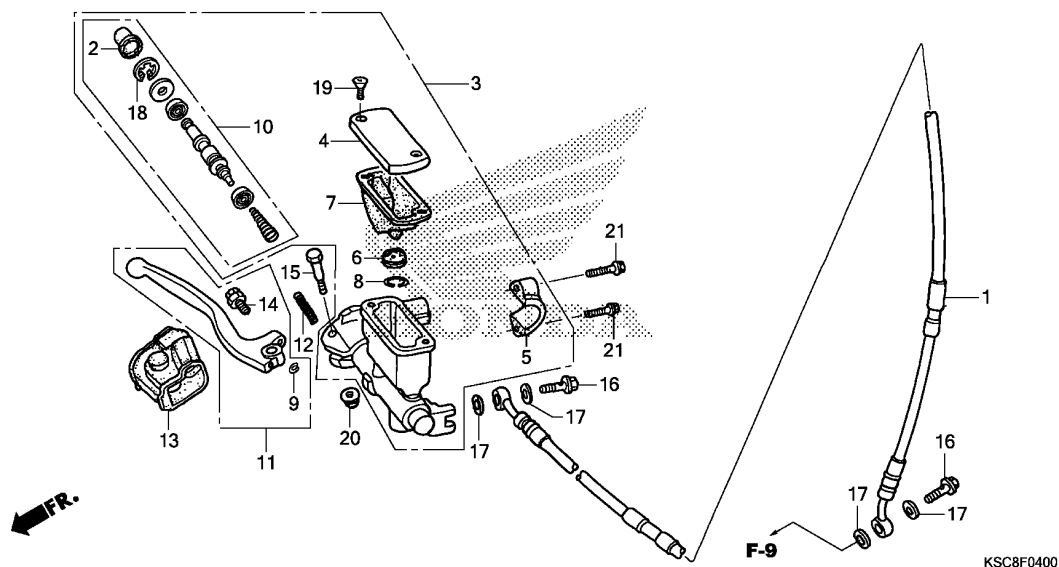
Service item F.R.T.

KSC8F0300

Ref. No.	Part No.	Description	Reqd. QTY		Serial No.	Parts catalogue code
			CRF250X '13	'15		
1	17900-KSC-A10	CABLE ASSY., THROTTLE	1	1		
2	17950-KSC-010	CABLE COMP., HOT STARTER	1	1		
3	22870-KSC-000	CABLE COMP., CLUTCH	1	1		
4	32171-GF9-621	LOCK, PURSE	1	1		
5	35130-KSC-A10	SWITCH ASSY., ENGINE STOP ...	1	1		
6	35150-KSC-671	SWITCH ASSY., STARTER	1	1		
7	35340-ML4-005	SWITCH ASSY., FR. STOP (TATEISHI)	1	1		
8	53140-KSC-305	GRIP COMP., THROTTLE(COO) ...	1	1	----- A,AC	
	53140-MEB-671	GRIP COMP., THROTTLE	1	1	----- CM	
9	53166-GBF-J60	GRIP, L. HANDLE	1	1		
10	53167-MEB-672	HOUSING, UPPER THROTTLE	1	1		
11	53168-KSC-010	HOUSING, UNDER THROTTLE	1	1		
12	53169-MEB-670	SLIDER, THROTTLE CABLE	1	1		
13	53172-KSC-000	BRACKET, L. HANDLE LEVER	1	1		
14	53173-KSC-000	PLATE, CLUTCH SWITCH	1	1		
15	53174-KCE-670	HOLDER, L. LEVER BRACKET	1	1		
16	53177-KSC-000	COVER, L. HANDLE LEVER	1	1		
17	53178-KSC-305	LEVER, L. STEERING HANDLE(COO)	1	1	----- A,AC	
	53178-KSC-000	LEVER, L. STEERING HANDLE ...	1	1	----- CM	
18	53179-MEN-671	DIAL, CLUTCH CABLE ADJUSTING	1	1		
19	53190-MEN-670	LEVER, HOT STARTER	1	1		
20	53192-MEN-670	BOLT, WIRE ADJUSTING	1	1		
21	90113-MEY-A10	BOLT, HANDLE LEVER PIVOT	1	1		
22	90301-782-000	NUT, U, 6MM	1	1		



Ref. No.	Part No.	Description	Reqd. QTY		Serial No.	Parts catalogue code
			CRF250X '13	'15		
23	90501-MEN-670	COLLAR, PIVOT	1	1		
24	90650-KV6-003	BAND, WIRE, 95MM	4	4		
25	93500-04012-1A	SCREW, PAN, 4X12	1	1		
26	93500-04014-0G	SCREW, PAN, 4X14	2	2		
27	93500-05010-0A	SCREW, PAN, 5X10	1	1		
28	94111-04000	WASHER, SPRING, 4MM	1	1		
29	96001-06020-07	BOLT, FLANGE, 6X20	2	2		
30	96001-06022-00	BOLT, FLANGE, 6X22	2	2		



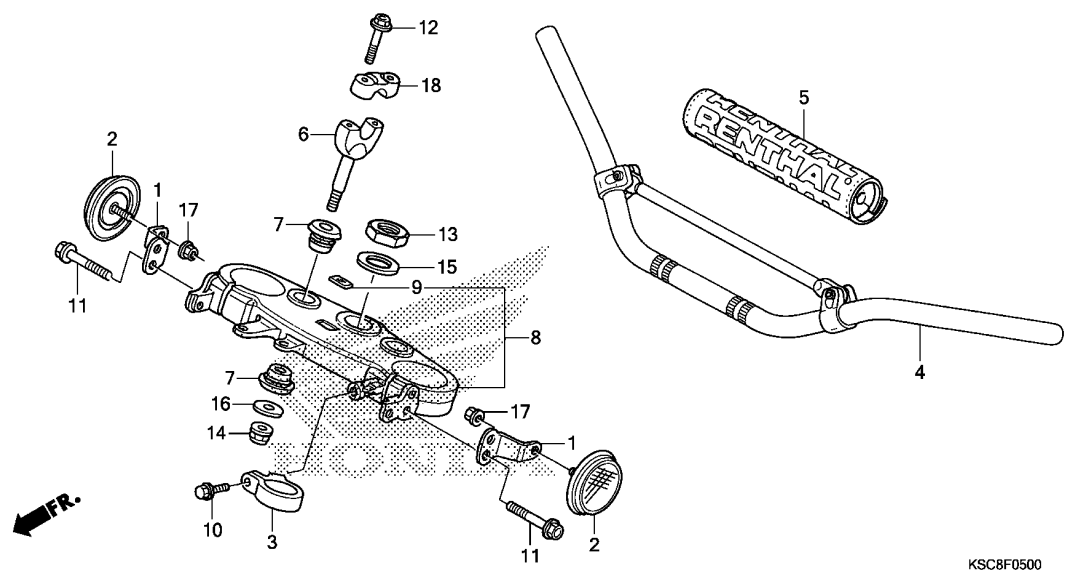
Service item F.R.T.

Ref. No.	Part No.	Description	Reqd. QTY		Serial No.	Parts catalogue code
			CRF250X '13	'15		
1	45125-KSC-A11	HOSE COMP., FR. BRAKE	1	1		
2	45504-KN5-006	BOOT COMP.	1	1		
3	45510-MEY-305	CYLINDER SUB ASSY., FR. BRAKE MASTER(NISSIN)(COO)	1	1	-----	A,AC
	45510-KCE-671	CYLINDER SUB ASSY., FR. BRAKE MASTER(NISSIN)	1	1	-----	CM
4	45513-KCE-671	CAP, MASTER CYLINDER	1	1		
5	45517-GW0-751	HOLDER, MASTER CYLINDER	1	1		
6	45518-KA3-731	SEPARATOR COMP.	1	1		
7	45520-KA3-731	DIAPHRAGM	1	1		
8	45523-KA3-731	RING	1	1		
9	45523-MEB-003	RING	1	1		
10	45530-KCE-671	PISTON SET, MASTER CYLINDER	1	1		
11	53170-MEY-305	LEVER SET, R. HANDLE(COO)	1	1	-----	A,AC
	53170-MEB-003	LEVER SET, R. HANDLE	1	1	-----	CM
12	53174-KN5-006	SPRING, BRAKE LEVER	1	1		
13	53176-ML3-791	COVER, R. HANDLE LEVER	1	1		
14	90111-MEB-003	BOLT SET, ADJUSTING	1	1		
15	90114-166-006	BOLT, HANDLE LEVER PIVOT	1	1		
16	90145-MS9-612	BOLT, OIL, 10X22	2	2		
17	90545-300-000	WASHER, OIL BOLT	4	4		
18	90651-MA5-671	CIRCLIP	1	1		
19	93600-04012-1G	SCREW, FLAT, 4X12	2	2		
20	94050-06000	NUT, FLANGE, 6MM	1	1		
21	96001-06022-00	BOLT, FLANGE, 6X22	2	2		

F-5

HANDLE PIPE/TOP BRIDGE

F 6



Service item F.R.T.

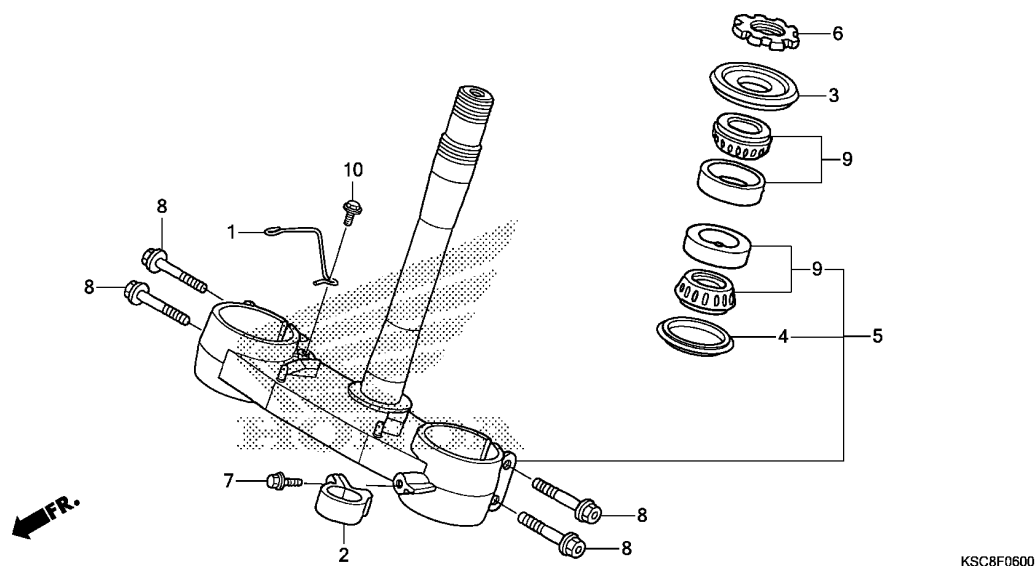
Ref. No.	Part No.	Description	Reqd. QTY		Serial No.	Parts catalogue code
			CRF250X '13	'15		
1	33741-KSC-720	STAY, FR. REFLECTOR	2	2	----- CM	
2	33742-HB9-641	REFLECTOR, FR. REFLEX (AMBER)	2	2	----- CM	
3	45468-KS7-830	GUIDE, FR. BRAKE HOSE	1	1		
4	53100-MEN-670	PIPE, STEERING HANDLE	1	1		
5	53121-MEN-671	PROTECTOR, HANDLE	1	1		
6	53132-KA3-831	HOLDER, HANDLE UNDER	(2)	(2)		
	53132-KZ4-J20	2	2		
7	53133-KA3-832	CUSHION, HANDLE PIPE	4	4		
8	53300-KSC-000	BRIDGE COMP., FORK TOP	1	1		
9	86150-KPG-901	EMBLEM, PRODUCT (MARUI)	1	1		
10	90106-MJ0-000	BOLT, FLANGE, 6X16	1	1		
11	90107-KZ4-J40	BOLT, FLANGE, 8X45	4	4		
12	90124-KZ4-J40	BOLT, FLANGE, 8X35	4	4		
13	90304-KZ4-J30	NUT, STEERING STEM	1	1		
14	90306-KZ4-711	NUT, U, 10MM	2	2		
15	90503-KZ4-J40	WASHER, STEERING STEM	1	1		
16	90507-KA3-830	WASHER, PLAIN, 10MM	2	2		
17	94050-06000	NUT, FLANGE, 6MM	2	2	----- CM	
18	95014-22100	HOLDER B1, HANDLE PIPE UPPER	2	2		

3

F-6

STEERING STEM

F 7



KSC8F0600

Service item

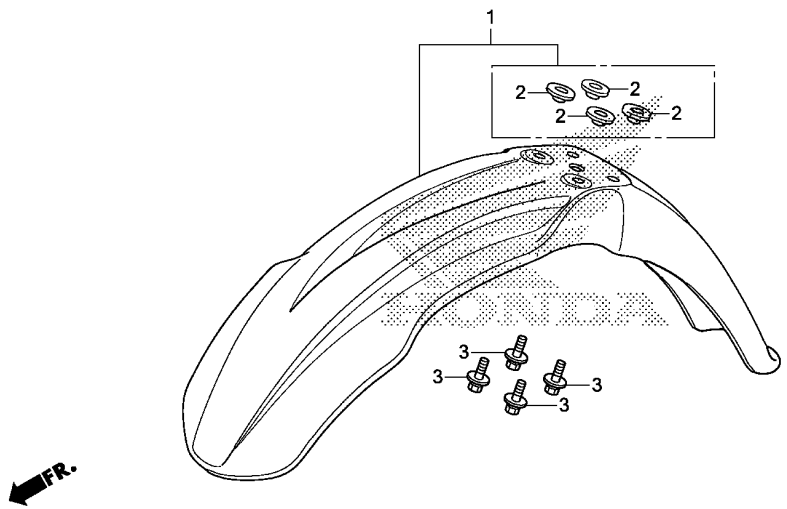
F.R.T.

3

Ref. No.	Part No.	Description	Reqd. QTY		Serial No.	Parts catalogue code
			CRF250X '13	'15		
1	44832-KSC-A00	GUIDE, SPEEDOMETER CABLE	1	1		
2	45468-KS7-830	GUIDE, FR. BRAKE HOSE	1	1		
3	53214-KZ3-861	DUST SEAL, STEERING HEAD(ARAI)	1	1		
4	53214-KZ4-701	DUST SEAL, STEERING HEAD(ARAI)	1	1		
5	53219-KSC-000	STEM SUB ASSY., STEERING	1	1		
6	53229-KZ4-J30	THREAD, STEERING HEAD TOP ...	1	1		
7	90106-MJ0-000	BOLT, FLANGE, 6X16	1	1		
8	90107-KZ4-J40	BOLT, FLANGE, 8X45	4	4		
9	91015-KZ4-701	BEARING, HEAD PIPE(NTN)	2	2		
10	95701-06010-00	BOLT, FLANGE, 6X10	1	1		

Service item

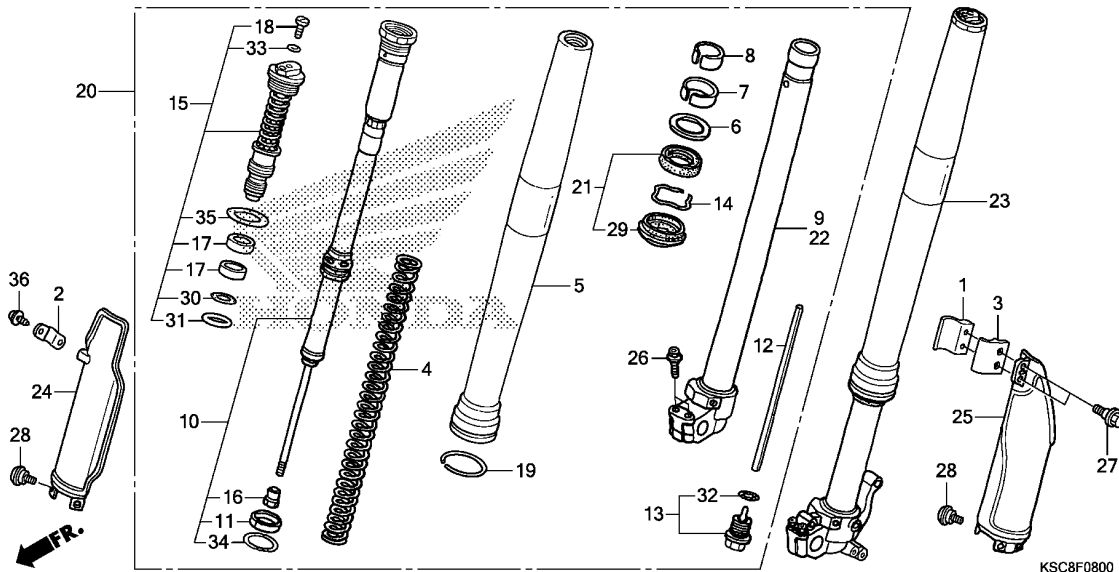
F.R.T.



KSC8F0700

Ref. No.	Part No.	Description	Reqd. QTY		Serial No.	Parts catalogue code
			CRF250X '13	'15		
1	61110-MEN-670	FENDER SUB ASSY., FR.	1	1		
2	90512-KZ4-J20	COLLAR, FR. FENDER	4	4		
3	93404-06016-08	BOLT-WASHER, 6X16	4	4		



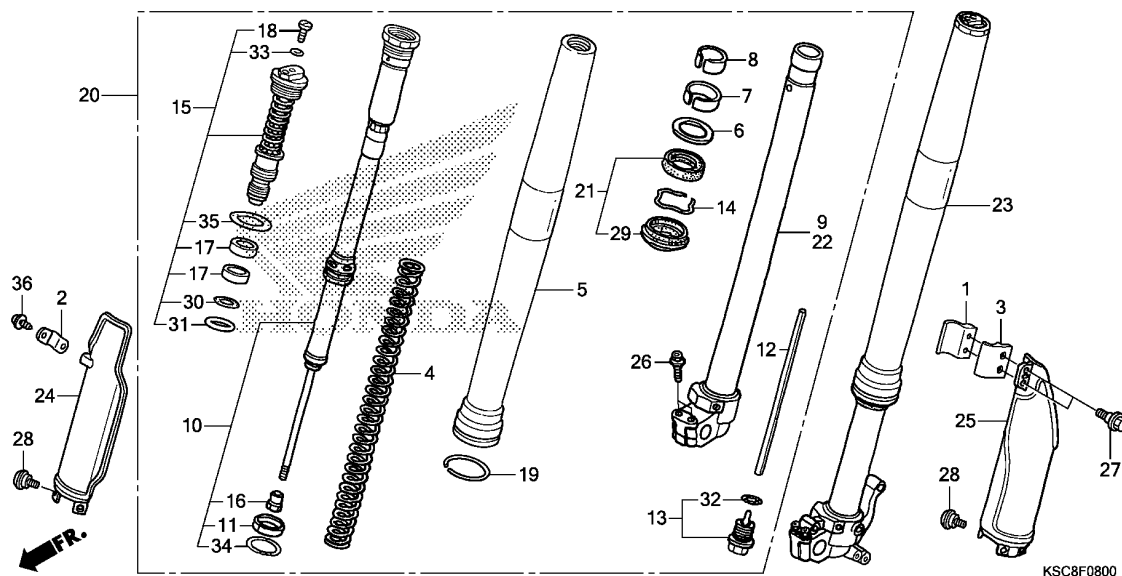


Service item

F.R.T.

3

Ref. No.	Part No.	Description	Reqd. QTY		Serial No.	Parts catalogue code
			CRF250X '13	'15		
1	45461-MEN-000	CLAMPER A, FR. BRAKE HOSE	1	1		
2	45461-MEY-670	GUIDE, SPEEDOMETER CABLE	1	1		
3	45462-MEN-000	CLAMPER B, FR. BRAKE HOSE	1	1		
4	51401-KSC-003	SPRING, FR. FORK(SHOWA) (4.12N/MM,0.42KGF/MM)	2	2		
	51402-KSC-003	SPRING, FR. FORK(SHOWA) (3.92N/MM,0.40KGF/MM)	(2)	(2)		
	51403-KSC-003	SPRING, FR. FORK(SHOWA) (4.31N/MM,0.44KGF/MM)	(2)	(2)		
5	51410-MEY-305	TUBE, OUTER(COO)	2	2	----- A,AC	
	51410-MEY-003	TUBE, OUTER	2	2	----- CM	
6	51412-KZ3-B01	RING, BACK UP	2	2		
7	51414-KZ3-B01	BUSH, GUIDE	2	2		
8	51415-KZ3-B01	BUSH, SLIDER	2	2		
9	51420-KSC-A01	PIPE COMP., R. SLIDE	1	1		
10	51430-KSC-A01	DAMPER COMP., FR.	2	2		
11	51431-KZ3-B01	BUSH B, SLIDER	2	2		
12	51437-KZ3-J41	COLLAR, REBOUND NEEDLE	2	2		
13	51440-KSC-003	BOLT COMP., CENTER	2	2		
14	51447-KZ3-003	RING, OIL SEAL STOPPER	2	2		
15	51450-KSC-A01	BOLT ASSY., FR. FORK	2	2		
16	51451-KZ3-B01	NUT, LOCK	2	2		
17	51453-KZ3-B01	BUSH C, SLIDER	4	4		
18	51456-KZ3-J41	BOLT, PLUG	2	2		
19	51476-MEY-003	RING, WEAR	2	2		
20	51480-KSC-305	FORK SUB ASSY., R. FR.(COO)	1	1	----- A,AC	

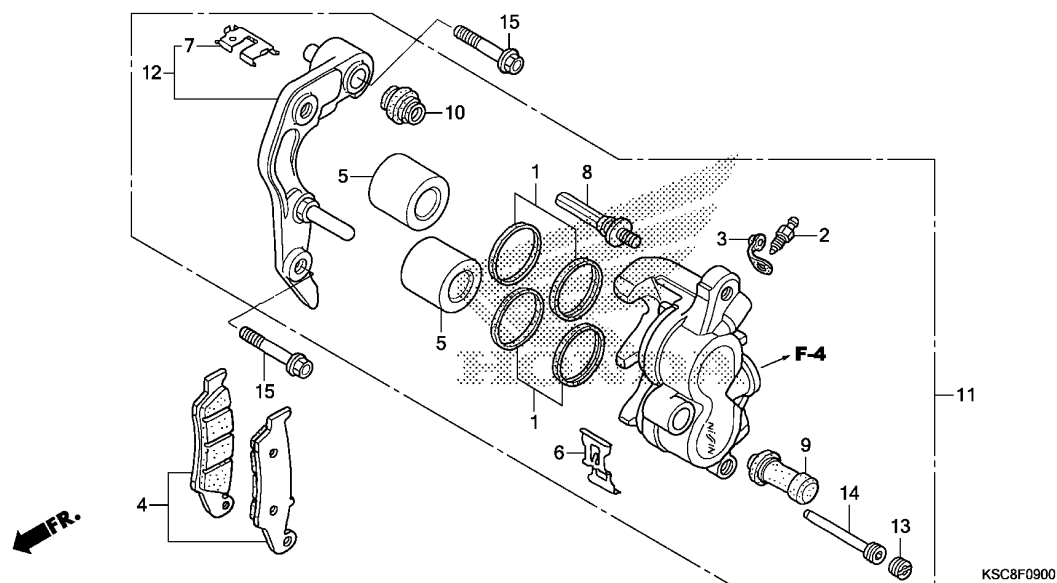


Ref. No.	Part No.	Description	Reqd. QTY		Serial No.	Parts catalogue code
			CRF250X '13	'15		
20)	51480-KSC-A21	FORK SUB ASSY., R. FR.	1	1	-----	CM
21	51490-KSC-003	SEAL SET, FR. FORK	2	2		
22	51520-KSC-A01	PIPE COMP., L. SLIDE	1	1		
23	51580-KSC-305	FORK SUB ASSY., L. FR.(COO) .	1	1	-----	A, AC
	51580-KSC-A21	FORK SUB ASSY., L. FR.	1	1	-----	CM
24	51610-MEY-000ZA	PROTECTOR, R. FR. FORK *TNATURAL*.....NATURAL	1	1		
25	51620-MEN-000ZA	PROTECTOR, L. FR. FORK *TNATURAL*.....NATURAL	1	1		
26	90108-KZ4-J40	BOLT, FLANGE, 8X40	4	4		
27	90113-KZ3-000	BOLT, FLANGE, 6MM	2	2		
28	90113-MAC-780	BOLT, PROTECTOR	6	6		
29	91254-KSC-003	SEAL, DUST	2	2		
30	91256-KZ3-A71	O-RING, 26.7X3.5	2	2		
31	91257-MEB-751	O-RING, 27.7X1.9	2	2		
32	91258-KZ3-B01	O-RING, 18.8X1.9	2	2		
33	91301-KZ3-711	O-RING, 3.5X1.5	2	2		
34	91356-KZ3-003	O-RING, 44.7X2.4	2	2		
35	91356-MW0-003	O-RING, 37.2X2.4 (SHOWA)	2	2		
36	93913-14110	SCREW, TAPPING, 4X10	2	2		

F-9

FRONT BRAKE CALIPER

F11



Service item F.R.T.

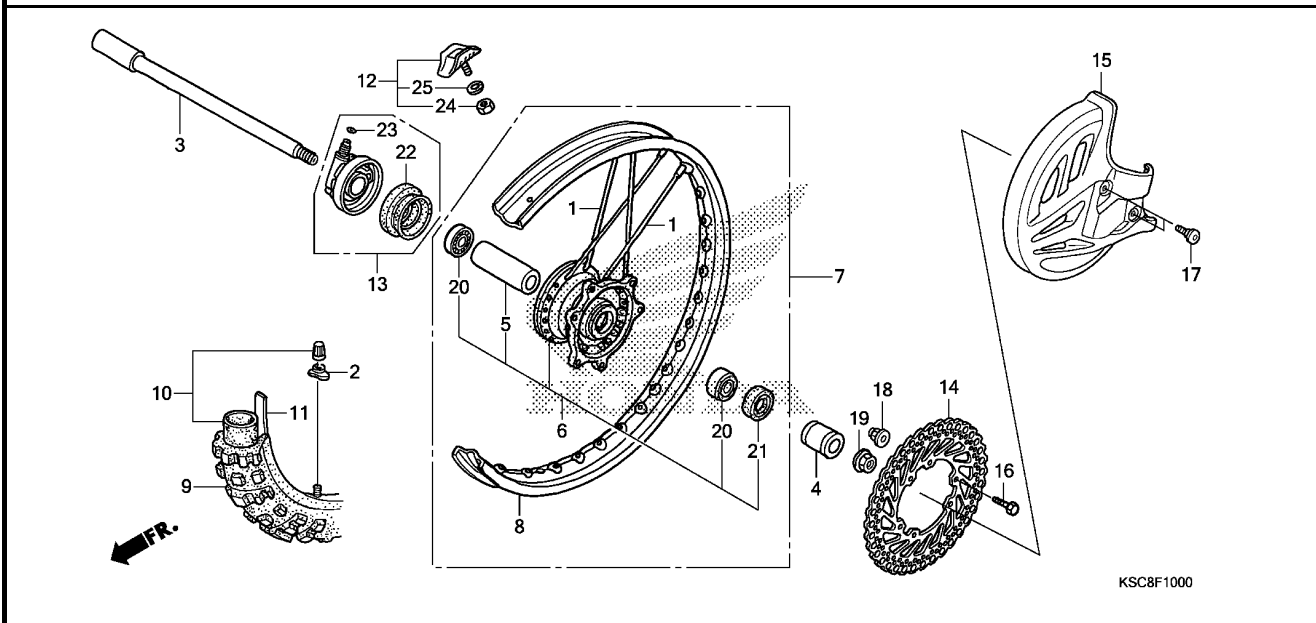
3

Ref. No.	Part No.	Description	Reqd. QTY		Serial No.	Parts catalogue code
			CRF250X '13	'15		
1	06431-MA3-405	SEAL SET, PISTON	2	2		
2	43352-568-003	SCREW, BLEEDER(NISSIN)	1	1		
3	43353-461-771	CAP, BLEEDER	1	1		
4	45105-MY6-415	PAD SET, FR.	1	1		
5	45107-KZ4-J31	PISTON	2	2		
6	45108-MY1-006	SPRING, PAD	1	1		
7	45112-KS6-701	RETAINER	1	1		
8	45131-HA5-672	BOLT A, PIN	1	1		
9	45132-166-016	BOOT, PIN BUSH(NISSIN)	1	1		
10	45133-MA3-006	BOOT B	1	1		
11	45150-MEN-006	CALIPER SUB ASSY., L. FR. BRAKE(NISSIN)	1	1		
12	45190-MEN-006	BRACKET SUB ASSY., L. FR. CALIPER	1	1		
13	45203-MG3-016	PLUG, PIN	1	1		
14	45215-HA5-672	PIN, HANGER	1	1		
15	90110-KZ4-J40	BOLT, FLANGE, 8X40	2	2		

F-10

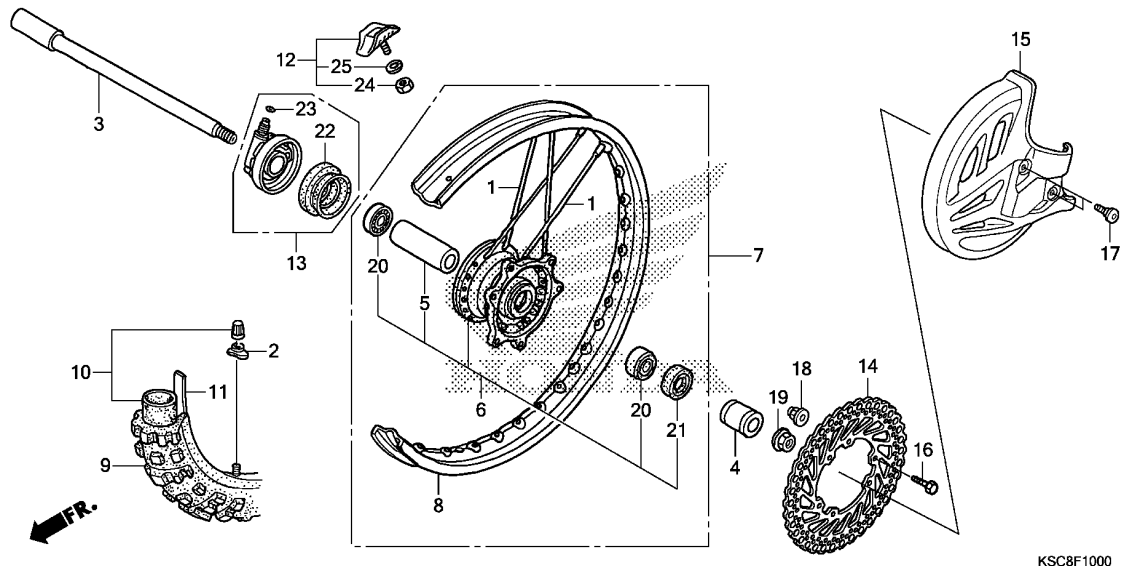
FRONT WHEEL

F12



Service item	F.R.T.

Ref. No.	Part No.	Description	Reqd. QTY		Serial No.	Parts catalogue code
			CRF250X '13	'15		
1	06440-KZ4-J40	SPOKE SET, FR.(240MM)	36	36		
2	42714-KA3-710	CAP, VALVE	1	1		
3	44301-KSC-000	AXLE, FR. WHEEL	1	1		
4	44311-KZ4-J40	COLLAR, L. FR. WHEEL	1	1		
5	44620-MAC-680	COLLAR, FR. DISTANCE	1	1		
6	44635-KSC-000	HUB SUB ASSY., FR.	1	1		
7	44650-KSC-A20	WHEEL SUB ASSY., FR.	1	1		
8	44701-MEN-A11	RIM, FR. WHEEL(21X1.60)	1	1		
9	44711-MEN-J01	TIRE, FR.(DUNLOP)	1	1		
10	44712-400-004	TUBE, TIRE(DUNLOP)(80/100-21)	1	1		
11	44713-KS6-641	FLAP, TIRE(DUNLOP)(80/100-21)	1	1		
12	44715-MA0-770	STOPPER, BEAD(1.60)	1	1		
13	44800-KSC-003	BOX ASSY., SPEEDOMETER GEAR	1	1		
14	45351-MEN-A10	DISK, FR. BRAKE	1	1		
15	51614-KZ4-J41ZA	COVER, FR. DISK	1	1		
		TNATURAL.....NATURAL	1	1		
16	90105-MAC-680	BOLT, DISK, 6X19	6	6		
17	90114-MAC-780	BOLT, FR. DISK COVER	2	2		
18	90301-473-003	NUT, U, 6MM(FUSERASHI)	6	6		
19	90301-KZ4-J40	NUT, FR. AXLE	1	1		
20	91062-MAC-681	BEARING, RADIAL BALL, 6904	2	2		
21	91201-KS6-004	OIL SEAL, 26X37X7(ARAI)	1	1		
22	91251-KSC-003	DUST SEAL, 46X58X7	1	1		
23	91319-ME5-003	O-RING, 5.5X1.4	1	1		

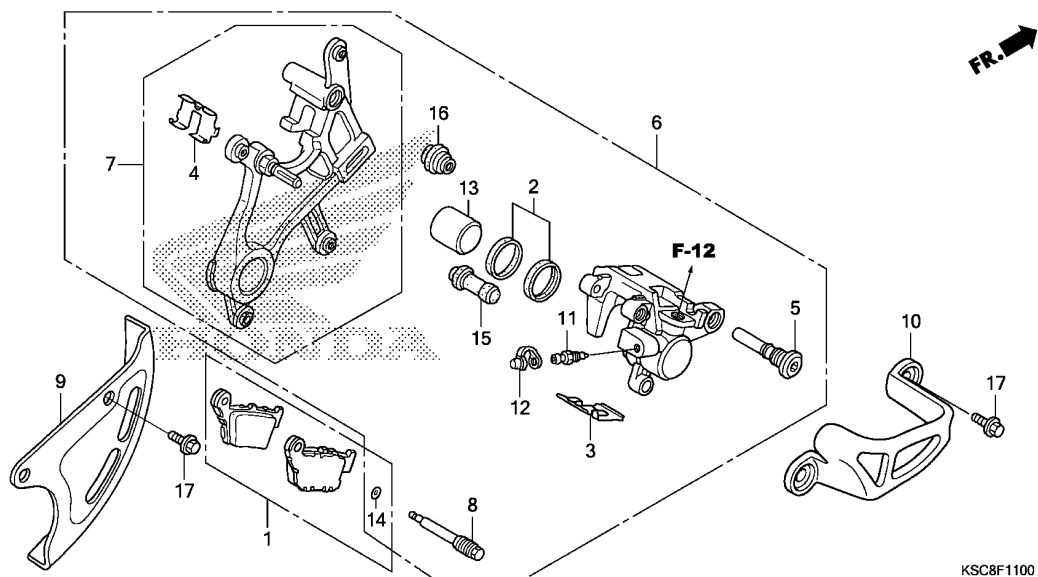


Ref. No.	Part No.	Description	Reqd. QTY		Serial No.	Parts catalogue code
			CRF250X '13	'15		
24	94001-08000-0S	NUT, HEX., 8MM	1	1		
25	94111-08000	WASHER, SPRING, 8MM	1	1		

F-11

REAR BRAKE CALIPER

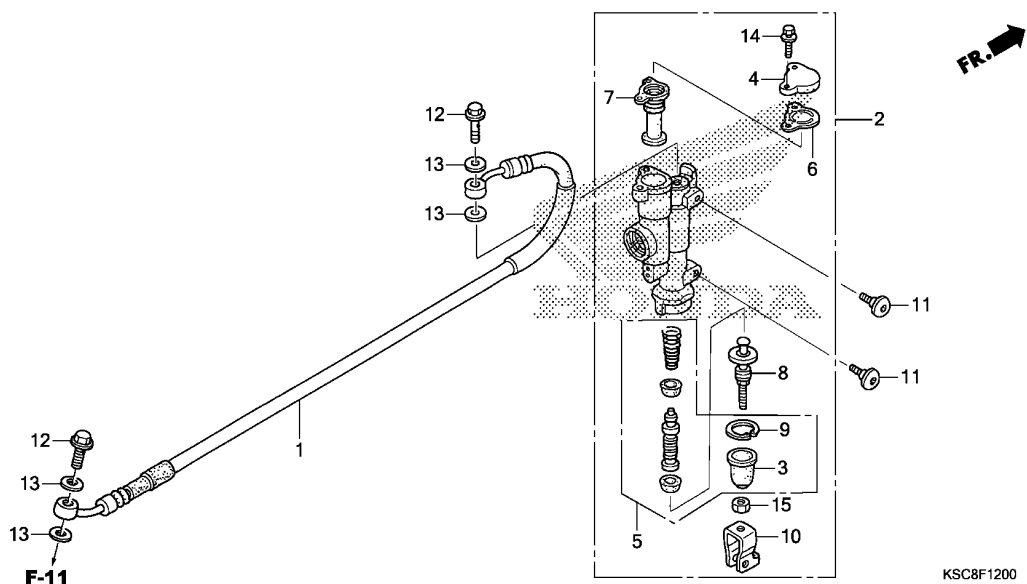
F14



Service item

F.R.T.

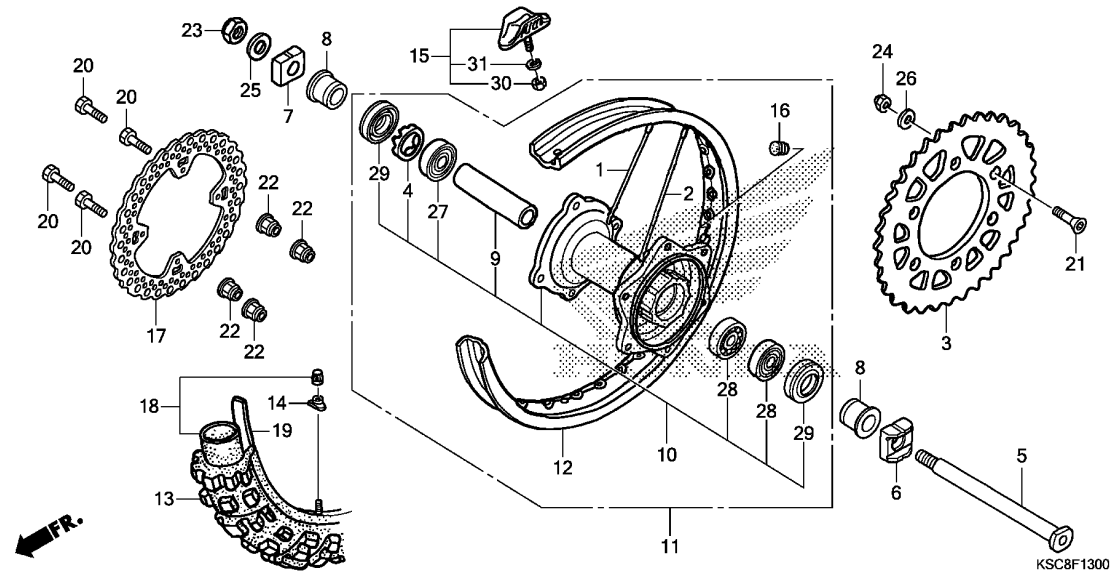
Ref. No.	Part No.	Description	Reqd. QTY		Serial No.	Parts catalogue code
			CRF250X '13	'15		
1	06435-KRN-712	PAD SET, RR.	1	1		
2	06451-MZ2-405	SEAL SET, PISTON	1	1		
3	43108-KZ4-J41	SPRING, PAD	1	1		
4	43112-KZ4-J41	RETAINER, BRACKET	1	1		
5	43131-KW3-006	BOLT, PIN	1	1		
6	43150-KRN-711	CALIPER SUB ASSY., RR. BRAKE (NISSIN)	1	1		
7	43190-KRN-711	BRACKET SUB ASSY., RR.	1	1		
8	43215-KZ4-J41	PIN, HANGER	1	1		
9	43330-KZ4-J40ZA	COVER, RR. DISK				
		TNATURAL.....NATURAL	1	1		
10	43340-MEY-000ZA	GUARD, RR. CALIPER				
		TNATURAL.....NATURAL	1	1		
11	43352-568-003	SCREW, BLEEDER(NISSIN)	1	1		
12	43353-461-771	CAP, BLEEDER	1	1		
13	45107-MCT-006	PISTON(22 A)	1	1		
14	45111-MAJ-G41	RING, STOPPER	1	1		
15	45132-166-016	BOOT, PIN BUSH(NISSIN)	1	1		
16	45133-MA3-006	BOOT B	1	1		
17	90004-GHB-600	BOLT, FLANGE, 6X10(NSHF)	4	4		



Service item	F.R.T.
--------------	--------

3

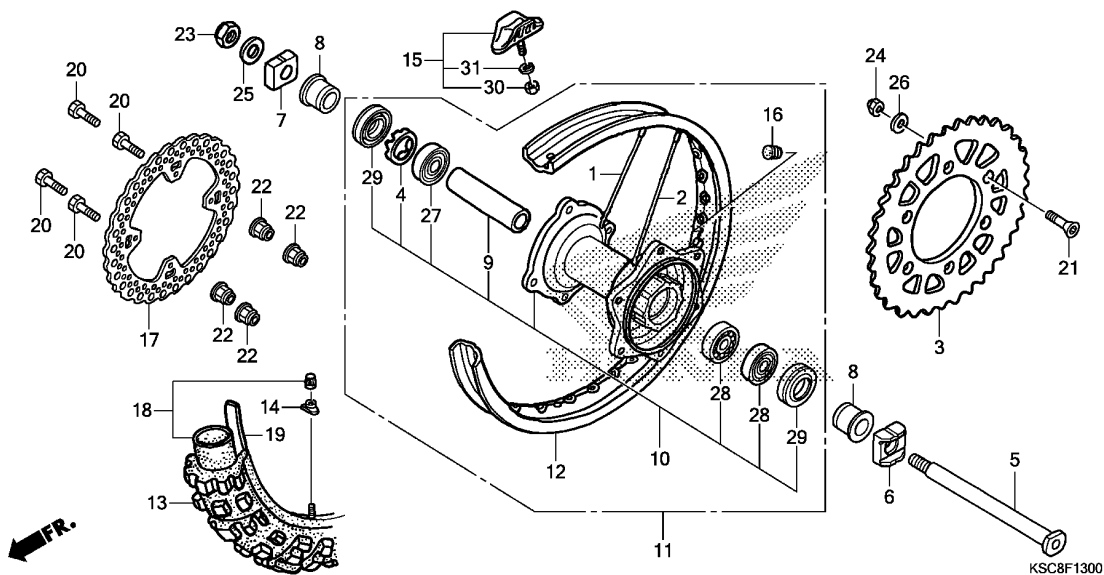
Ref. No.	Part No.	Description	Reqd. QTY		Serial No.	Parts catalogue code
			CRF250X '13	'15		
1	43310-KZ4-J41	HOSE, RR. BRAKE	1	1		
2	43500-MEN-305	CYLINDER ASSY., RR. BRAKE MASTER(COO)	1	1	-----	A,AC
	43500-KZ4-J43	CYLINDER ASSY., RR. BRAKE MASTER(NISSIN)	1	1	-----	CM
3	43504-MB2-006	BOOT COMP.	1	1		
4	43513-KZ4-J41	CAP, MASTER CYLINDER	1	1		
5	43520-KZ4-J43	PISTON SET, MASTER CYLINDER -	1	1		
6	43521-KZ4-J41	PLATE, DIAPHRAGM	1	1		
7	43522-KZ4-J41	DIAPHRAGM	1	1		
8	43530-KZ4-J41	ROD COMP., PUSH	1	1		
9	46182-MEL-D21	CIRCLIP	1	1		
10	46504-KZ4-J41	JOINT, BRAKE ROD	1	1		
11	90114-MAC-780	BOLT, FR. DISK COVER	2	2		
12	90145-MS9-612	BOLT, OIL, 10X22	2	2		
13	90545-300-000	WASHER, OIL BOLT	4	4		
14	93401-04016-00	BOLT-WASHER, 4X16	2	2		
15	94002-06000-0S	NUT, HEX., 6MM	1	1		



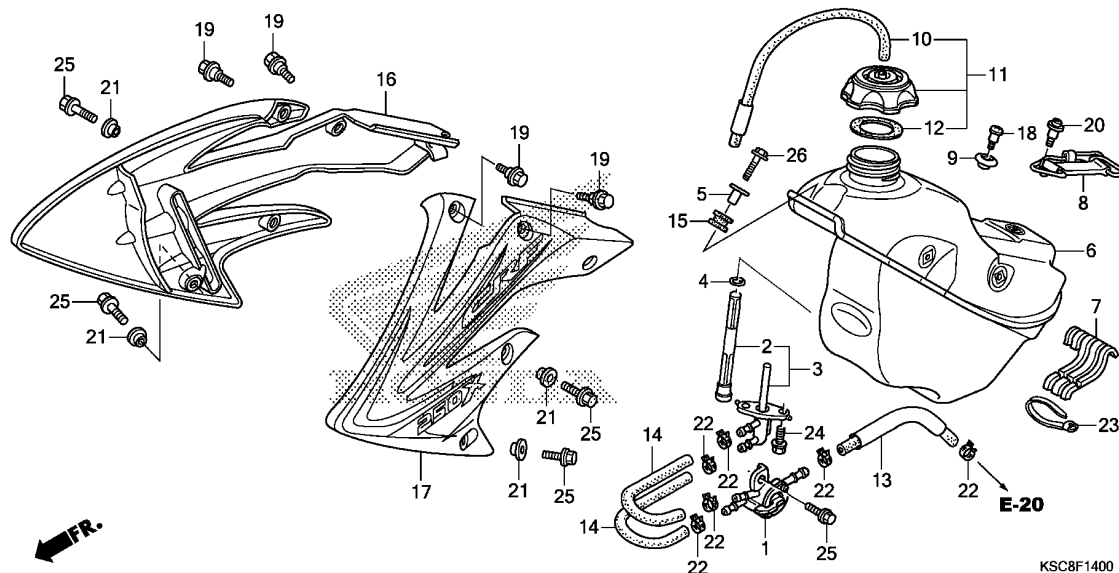
Service item

F.R.T.

Ref. No.	Part No.	Description	Reqd. QTY		Serial No.	Parts catalogue code
			CRF250X '13	'15		
1	06420-MEY-000	SPOKE SET, RR. (INSIDE)	16	16		
2	06421-MEY-000	SPOKE SET, RR. (OUTSIDE)	16	16		
3	41201-KSR-J00	SPROCKET, FINAL DRIVEN(54T)	(1)	(1)		
	41203-KZ4-J30	SPROCKET, FINAL DRIVEN(52T)	(1)	(1)		
	41204-KZ4-J30	SPROCKET, FINAL DRIVEN(53T)	1	1		
4	41231-KZ4-J20	RETAINER, RR. WHEEL BEARING	1	1		
5	42301-KZ4-J40	AXLE, RR. WHEEL	1	1		
6	42305-KZ4-J40	COLLAR, L. RR. AXLE	1	1		
7	42306-KZ4-J20	COLLAR, R. RR. AXLE	1	1		
8	42311-KZ4-J40	COLLAR, RR. WHEEL SIDE	2	2		
9	42620-KZ4-J20	COLLAR, RR. WHEEL DISTANCE	1	1		
10	42635-KRN-710	HUB SUB ASSY., RR.	1	1		
11	42650-KSC-A20	WHEEL SUB ASSY., RR.	1	1		
12	42701-KSC-A21	RIM, RR. WHEEL(18X2.15)	1	1		
13	42711-KSC-004	TIRE, RR.(DUNLOP) (100/100-18 59M D756)	1	1		
14	42714-KA3-710	CAP, VALVE	1	1		
15	42715-MA0-770	STOPPER, BEAD(2.15)	1	1		
16	42717-329-000	CAP, RIM HOLE	1	1		
17	43351-MEN-A10	DISK, RR. BRAKE	1	1		
18	44712-300-004	TUBE, TIRE(DUNLOP)(100/100-19)	1	1		
19	44713-300-004	FLAP, TIRE(DUNLOP)	1	1		
20	90105-MAC-680	BOLT, DISK, 6X19	4	4		

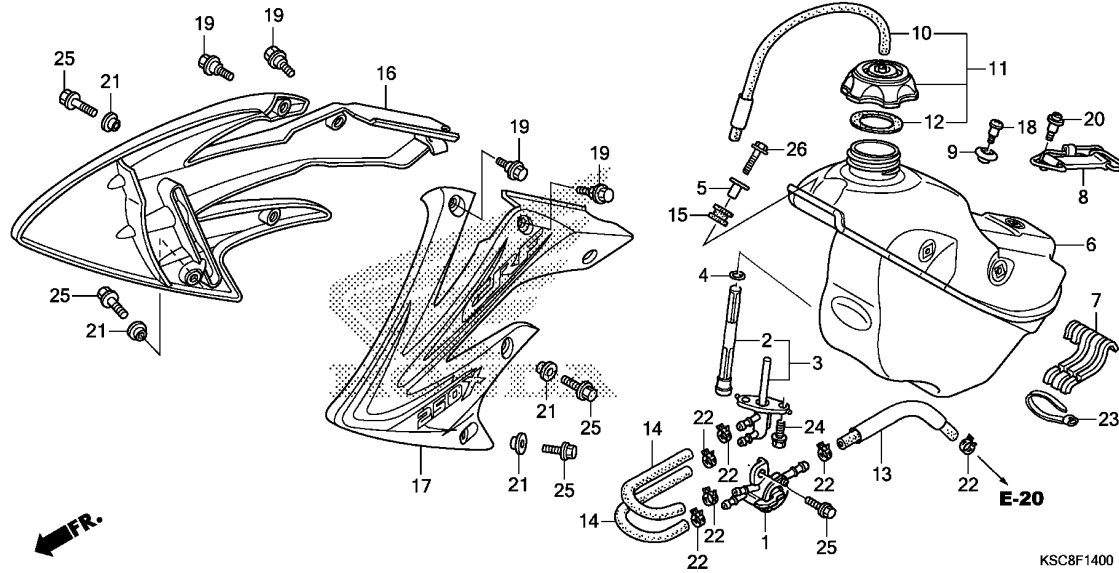


Ref. No.	Part No.	Description	Reqd. QTY		Serial No.	Parts catalogue code
			CRF250X '13	'15		
21	90125-KA4-000	SCREW, FLAT, 8X31	6	6		
22	90301-473-003	NUT, U, 6MM(FUSERASHI)	4	4		
23	90305-KZ4-J20	NUT, U, 22MM	1	1		
24	90309-ML3-791	NUT, U, 8MM(FUSE RASHI)	6	6		
25	90401-KZ4-J20	WASHER, 22X35X2	1	1		
26	90465-MC4-000	WASHER, 8MM	6	6		
27	91051-KZ4-J21	BEARING, RADIAL BALL, 69052RS	1	1		
28	91052-KZ4-J21	BEARING, RADIAL BALL, 6905RS	2	2		
29	91251-KZ4-J21	DUST SEAL, 32X43X7	2	2		
30	94001-08000-0S	NUT, HEX., 8MM	1	1		
31	94111-08000	WASHER, SPRING, 8MM	1	1		



Service item F.R.T.

Ref. No.	Part No.	Description	Reqd. QTY		Serial No.	Parts catalogue code
			CRF250X '13	'15		
1	16950-KSC-A21	COCK ASSY., FUEL	1	1		
2	16952-KCY-671	SCREEN SET, FUEL STRAINER ...	1	1		
3	16955-KSC-A21	JOINT ASSY., FUEL	1	1		
4	16997-467-000	O-RING, 11.8X3.55	1	1		
5	17509-KZ3-B00	COLLAR, TANK SETTING	1	1		
6	17510-KSC-A20	TANK COMP., FUEL	1	1		
7	17512-KSC-A20	RUBBER, FUEL TANK MOUNTING ..	1	1		
8	17516-KZ3-B00	BAND, TANK RR.	1	1		
9	17518-KZ4-710	COLLAR, SEAT FR.	1	1		
10	17521-KZ4-J20	TUBE COMP., FUEL CAP BREATHER	1	1		
11	17620-MEB-670	CAP ASSY., FUEL TANK	1	1		
12	17624-KT1-780	PACKING, FUEL CAP	1	1		
13	17681-KSC-A20	TUBE B, FUEL	1	1		
14	17684-KSC-A20	TUBE A, FUEL	2	2		
15	18334-ML3-680	RUBBER, SILENCER	1	1		
16	19071-KSC-U40ZA	SHROUD SET, R. RADIATOR(WL) *TYPE1*.....	1	1		
17	19072-KSC-U40ZA	SHROUD SET, L. RADIATOR(WL) *TYPE1*.....	1	1		
18	90018-ZA5-000	BOLT, STATOR COVER SETTING ..	1	1		
19	90101-KRN-730	BOLT, SPECIAL, 5X9	4	4		
20	90105-MEN-730	SCREW, 5X12	1	1		
21	90501-KZ4-J20	COLLAR A	4	4		
22	90651-HN6-A51	CLAMP, TUBE(12.0)	6	6		
23	91560-MS8-600	TY-RAP, CABLE	1	1		



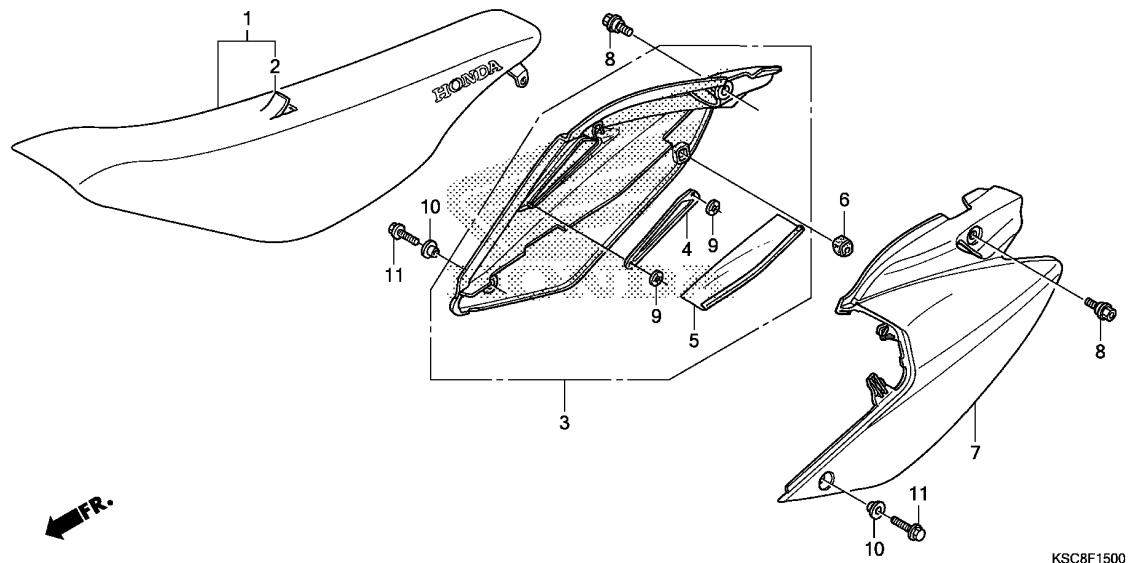
Ref. No.	Part No.	Description	Reqd. QTY		Serial No.	Parts catalogue code
			CRF250X '13	'15		

24	96001-06014-00	BOLT, FLANGE, 6X14	2	2		
25	96001-06016-00	BOLT, FLANGE, 6X16	5	5		
26	96001-06030-00	BOLT, FLANGE, 6X30	1	1		

F-15

SEAT/SIDE COVER

G 4



Service item F.R.T.

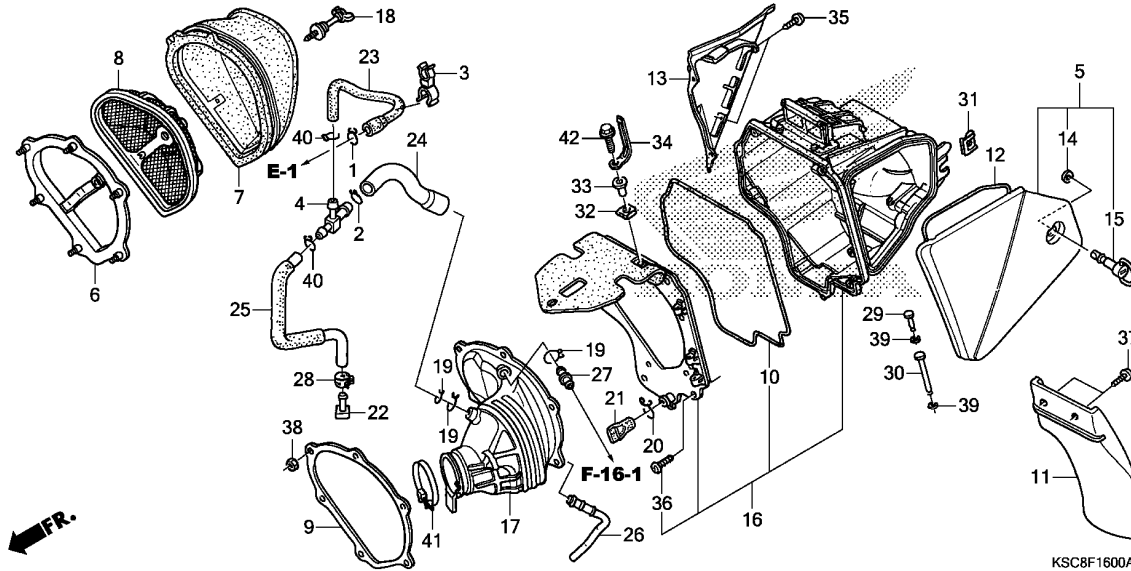
Ref. No.	Part No.	Description	Reqd. QTY		Serial No.	Parts catalogue code
			CRF250X '13	'15		
1	77100-KSC-U40	SEAT COMP.	1	1		
2	77101-KSC-U40	LEATHER COMP., SEAT (NO LETTERS PRINTED)	1	1		
3	83510-KSC-A30	COVER, R. SIDE	1	1		
4	83513-KSC-000	PLATE	1	1		
5	83514-KSC-000	HEAT GUARD	1	1		
6	83515-KS7-830	RUBBER, SIDE COVER STOPPER ..	1	1		
7	83610-KSC-A30	COVER, L. SIDE	1	1		
8	90102-MEN-710	BOLT, SPECIAL, 8MM	2	2		
9	90313-GAH-780	NUT, SPEED, 3MM	2	2		
10	90501-KZ4-J20	COLLAR A	2	2		
11	96001-06014-00	BOLT, FLANGE, 6X14	2	2		

3

F-16

AIR CLEANER

G 5



Service item

F.R.T.

3

Ref. No.	Part No.	Description	Reqd. QTY		Serial No.	Parts catalogue code
			CRF250X '13	'15		
1	15771-551-000	CLIP, OIL DRAIN TUBE	1	1		
2	15772-551-000	CLIP, BREATHER TUBE	1	1		
3	16965-VM0-771	CLAMP, HOSE	1	1		
4	17193-MN5-000	T-JOINT	1	1		
5	17211-KSC-A30	COVER ASSY., AIR CLEANER	1	1		
6	17212-MEN-670	STAY, AIR CLEANER ELEMENT ...	1	1		
7	17213-KSC-000	ELEMENT, AIR CLEANER	1	1		
8	17214-MEN-670	BASE ASSY., ELEMENT	1	1		
9	17217-MEB-770	PLATE, AIR CLEANER CASE FR. -	1	1		
10	17218-KSC-000	SEAL, AIR CLEANER CASE	1	1		
11	17218-KSC-A30	MUDGUARD, AIR CLEANER CASE ..	1	1		
12	17219-KSC-000	SEAL A, AIR CLEANER COVER ...	1	1		
13	17221-KSC-A30	COVER, R. SIDE	1	1		
14	17224-KN5-670	WASHER, AIR CLEANER COVER				
		SETTING	1	-	-----	A
			1	-	-----	DK700248 AC
			1	-	-----	DK800175 CM
	64509-KE8-701	RETAINER, 6MM	1	-	DK700249	----- AC
			1	-	DK800176	----- CM
	90505-MY6-920	WASHER, 5.4X14X0.5	-	1		
15	17225-KN5-670	STUD, 6X21	1	-	-----	A
			1	-	-----	DK700248 AC
			1	-	-----	DK800175 CM
	17225-KN5-671	1	-	DK700249	----- AC
			1	-	DK800176	----- CM
			-	1		

F-16

AIR CLEANER



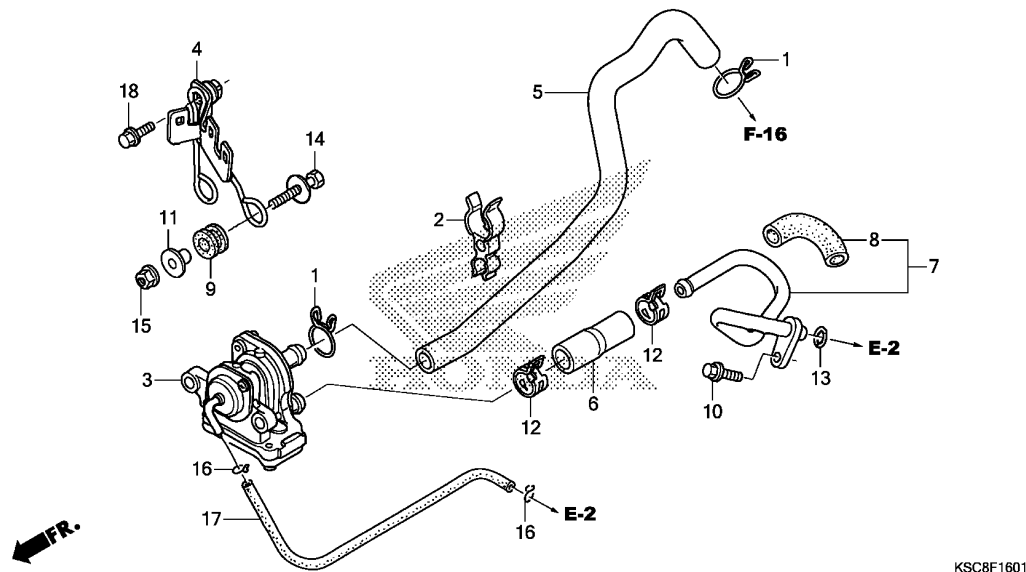
Ref. No.	Part No.	Description	Reqd. QTY		Serial No.	Parts catalogue code
			CRF250X '13	'15		
16	17250-KSC-010	CASE COMP., AIR CLEANER	1	1		
17	17253-KSC-770	TUBE, AIR CLEANER CONNECTING	1	1		
18	17291-KSC-000	BOLT, ELEMENT SETTING	1	1		
19	17316-611-000	CLIP, BREATHER TUBE	3	3		
20	17316-MN1-670	CLIP A, BREATHER TUBE	1	1		
21	17358-HA0-680	TUBE, DRAIN	1	1		
22	17370-419-700	PLUG, BREATHER TUBE	1	1		
23	17372-KRN-000	TUBE A, BREATHER	1	1		
24	17374-KSC-770	TUBE B, BREATHER	1	1		
25	17375-KSC-000	TUBE C, BREATHER	1	1		
26	17376-KSC-770	PIPE, BREATHER	1	1		
27	18631-MAH-710	JOINT, TWO WAY	1	1		
28	43514-KS6-701	CLAMP, MASTER CYLINDER OIL				
29	53189-GCS-000	PIN, BRAKE LOCK LEVER PIVOT	1	1		
30	64308-GG2-000	PIN, VISOR HINGE	1	1		
31	64508-KV3-000	PLATE, SPRING	1	1		
32	90305-GK8-000	NUT, CLIP, 6MM	1	1		
33	90501-KRN-000	COLLAR, AIR CLEANER	1	1		
34	91413-679-000	CLIP, 2X70	1	1		
35	93903-24380	SCREW, TAPPING, 4X12	2	2		
36	93903-25380	SCREW, TAPPING, 5X16	7	7		
37	93913-25410	SCREW, TAPPING, 5X16(PO)	2	2		
38	94002-05070-0S	NUT, HEX., 5MM	6	6		
39	94540-03010	E-RING, 3MM	2	2		
40	95002-02120	CLIP, TUBE(B12)	2	2		
41	95018-60321	BAND, AIR CLEANER CONNECTING TUBE(60)	1	1		
42	96001-06016-00	BOLT, FLANGE, 6X16	1	1		



F-16-1

AIR SUCTION VALVE

G 7



Service item

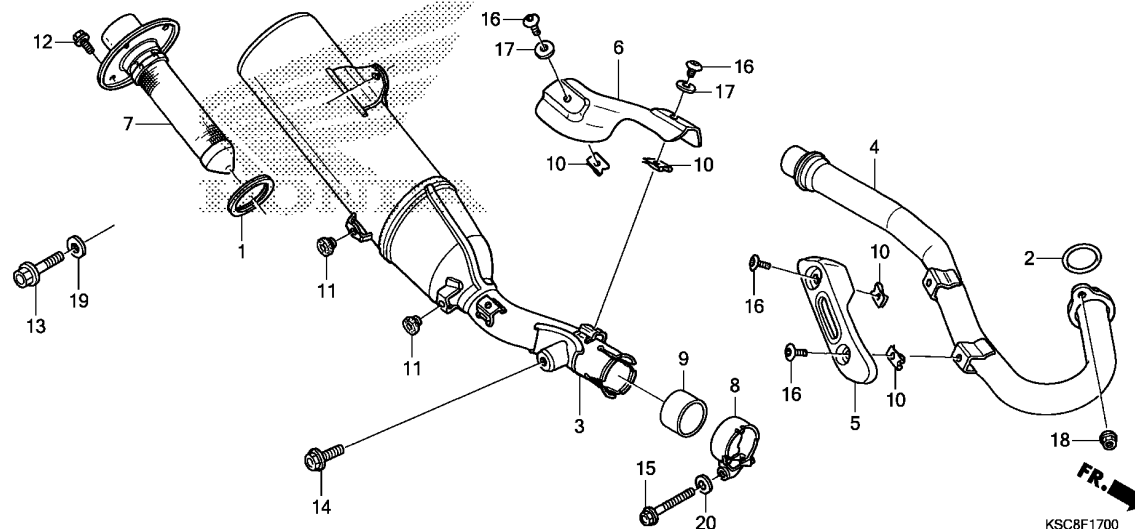
F.R.T.

KSC8F1601

3

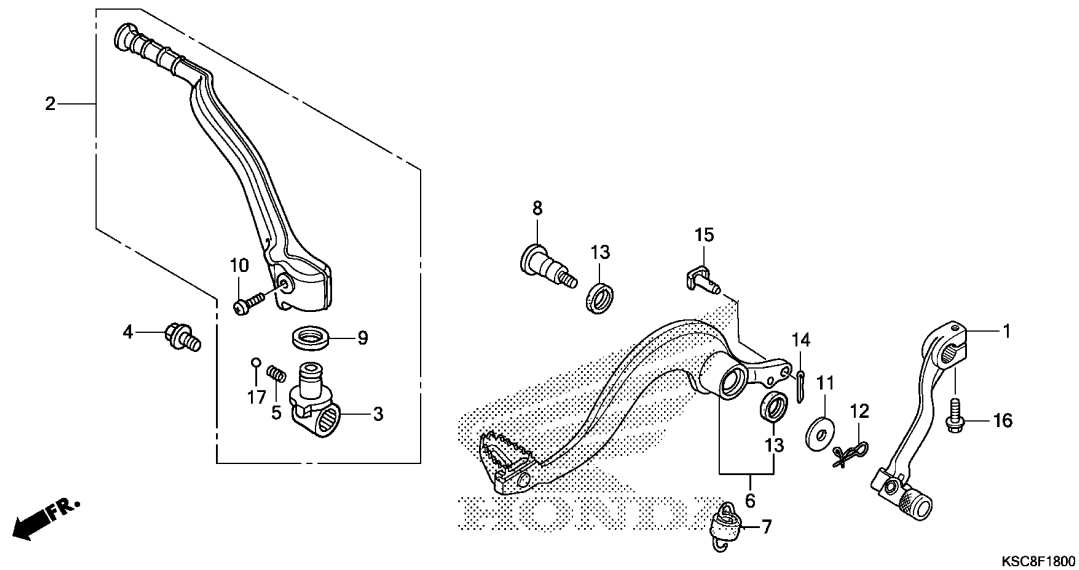
Ref. No.	Part No.	Description	Reqd. QTY		Serial No.	Parts catalogue code
			CRF250X '13	'15		
1	17316-611-000	CLIP, BREATHER TUBE	2	2		
2	17926-SK7-A00	CLIP, THROTTLE WIRE	1	1		
3	18600-KSC-A11	VALVE ASSY., AIR SUCTION	1	1		
4	18601-KSC-A10	STAY COMP., AIR SUCTION VALVE	1	1		
5	18602-KSC-770	TUBE A, AIR SUCTION VALVE	1	1		
6	18603-KSC-A10	TUBE B, AIR SUCTION VALVE	1	1		
7	18640-KSC-770	PIPE ASSY., AIR	1	1		
8	18645-KSC-770	TUBE, AIR PIPE	1	1		
9	80101-165-000	RUBBER, RR. FENDER CUSHION ..	2	2		
10	90004-GHB-630	BOLT, FLANGE, 6X16(NSHF)	1	1		
11	90501-124-000	WASHER, FR. COVER SETTING	2	2		
12	90678-MN5-000	CLIP, FUEL HOSE	2	2		
13	91305-PE2-003	O-RING, 9.8X1.9	1	1		
14	93404-06028-00	BOLT-WASHER, 6X28	2	2		
15	94050-06000	NUT, FLANGE, 6MM	2	2		
16	95002-02079	CLIP, TUBE(B7)	2	2		
17	95005-35270-20	TUBE, 3.5X270(95005-35001-20M)	1	1		
18	96001-06016-00	BOLT, FLANGE, 6X16	1	1		

Service item F.R.T.



Ref. No.	Part No.	Description	Reqd. QTY		Serial No.	Parts catalogue code
			CRF250X '13	'15		
1	18291-KPS-900	GASKET, EX. MUFFLER	1	1		
2	18291-MM5-860	GASKET, EX. PIPE	1	1		
3	18310-KSC-305	MUFFLER COMP.(COO)	1	1	-----	A,AC
	18310-KSC-A20	MUFFLER COMP.	1	1	-----	CM
4	18320-KSC-000	PIPE COMP., EX.	1	1		
5	18323-KSC-A30	PROTECTOR, EX. PIPE	1	1		
6	18324-KRN-000	PROTECTOR, MUFFLER	1	1		
7	18340-KSC-305	ARRESTER COMP., MUFFLER(COO)	1	1	-----	A,AC
	18340-KSC-A20	ARRESTER COMP., MUFFLER	1	1	-----	CM
8	18374-MG7-701	BAND, L. MUFFLER	1	1		
9	18392-MK4-000	PACKING, MUFFLER	1	1		
10	19508-KA3-710	NUT, SPRING, 6MM	4	4		
11	83512-KA4-700	RUBBER, SIDE COVER	2	2		
12	90101-KCE-000	BOLT, FLANGE, 6X10	4	4		
13	90101-KZ3-J50	BOLT, FLANGE, 8X24	1	1		
14	90123-KZ4-J40	BOLT, FLANGE, 8X18	1	1		
15	90124-KZ4-J40	BOLT, FLANGE, 8X35	1	1		
16	90170-MEB-670	BOLT, SPECIAL, 6MM	4	4		
17	90406-KV3-780	WASHER, 6MM	2	2		
18	94050-08000	NUT, FLANGE, 8MM	2	2		
19	94101-08000	WASHER, PLAIN, 8MM	1	1		
20	94102-08800	WASHER, PLAIN, 8MM	1	1		





Service item

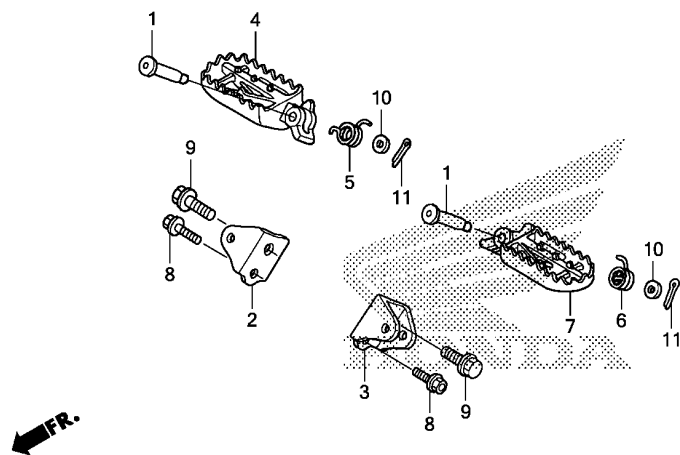
F.R.T.

3

Ref. No.	Part No.	Description	Reqd. QTY		Serial No.	Parts catalogue code
			CRF250X '13	'15		
1	24700-KSC-305	PEDAL COMP., CHANGE(COO)	1	1	-----	A,AC
	24700-KRN-000	PEDAL COMP., CHANGE	1	1	-----	CM
2	28300-KSC-305	ARM ASSY., KICK STARTER(COO)	1	1	-----	A,AC
	28300-KRN-000	ARM ASSY., KICK STARTER	1	1	-----	CM
3	28302-KRN-000	JOINT, KICK ARM	1	1		
4	28306-MEN-670	BOLT, KICK JOINT	1	1		
5	28333-KK0-000	SPRING, KICK STARTER	1	1		
6	46510-KSC-305	PEDAL, RR. BRAKE(COO)	1	1	-----	A,AC
	46510-KSC-000	PEDAL, RR. BRAKE	1	1	-----	CM
7	46511-KZ4-J00	SPRING ASSY., RR. BRAKE RETURN	1	1		
8	46513-KSC-A10	SHAFT, BRAKE PIVOT	1	1		
9	46525-KK0-003	DUST SEAL, 17X20X2.5	1	1		
10	90103-KRN-000	BOLT, KICK ARM	1	1		
11	90512-KRN-730	WASHER, 26X10.5	1	1		
12	90705-PFF-300	PIN, SNAP, 8MM	1	1		
13	91251-444-000	DUST SEAL, 15X20X2.5	2	2		
14	94201-20120	PIN, SPLIT, 2.0X12	1	1		
15	95015-54000	PIN D, JOINT	1	1		
16	96001-06022-00	BOLT, FLANGE, 6X22	1	1		
17	96211-08000	BALL, STEEL, #8(1/4)	1	1		

Service item

F.R.T.



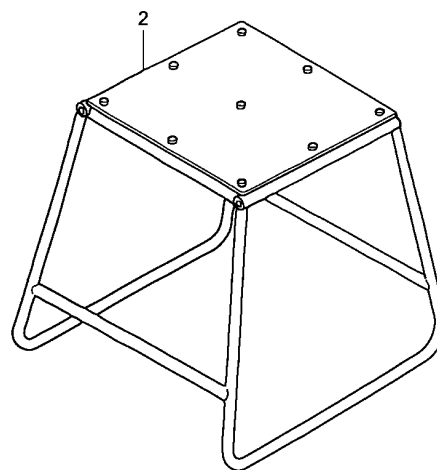
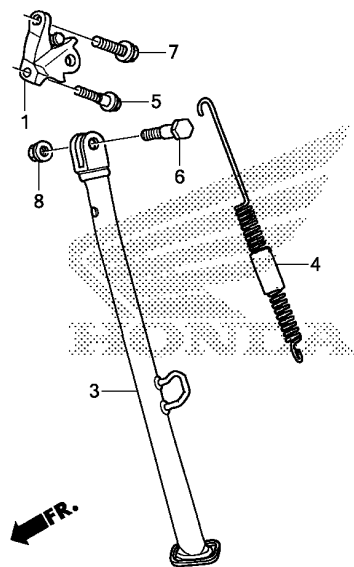
KSC8F1900

Ref. No.	Part No.	Description	Reqd. QTY		Serial No.	Parts catalogue code
			CRF250X '13	'15		
1	50603-KZ4-J40	PIN, STEP JOINT	2	2		
2	50610-MEN-671	BRACKET, R. STEP	1	1		
3	50611-MEN-671	BRACKET, L. STEP	1	1		
4	50616-MEN-670	ARM, R. STEP	1	1		
5	50617-KZ4-J40	SPRING, R. STEP RETURN	1	1		
6	50618-KZ4-J40	SPRING, L. STEP RETURN	1	1		
7	50642-MEN-670	ARM, L. STEP	1	1		
8	90101-KZ3-J50	BOLT, FLANGE, 8X24	2	2		
9	90101-KZ4-J40	BOLT, STEP, 12MM	2	2		
10	94102-08800	WASHER, PLAIN, 8MM	2	2		
11	94201-25150	PIN, SPLIT, 2.5X15	2	2		

F-20

STAND

G11

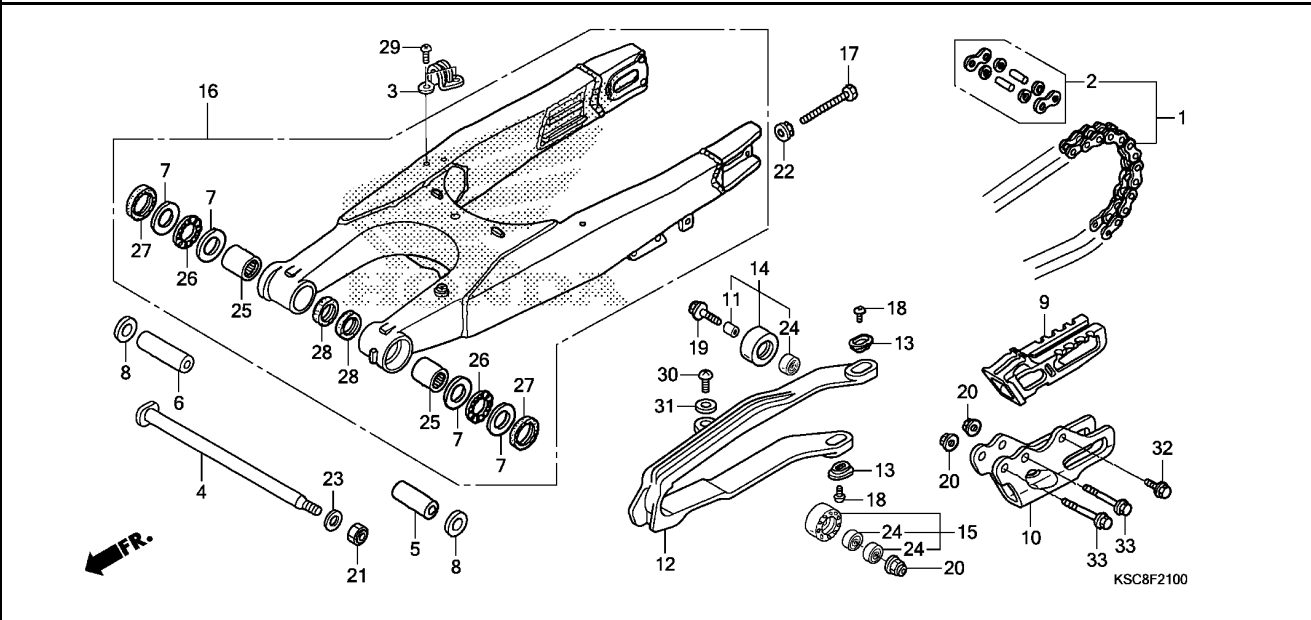


KSC8F2000

Service item F.R.T.

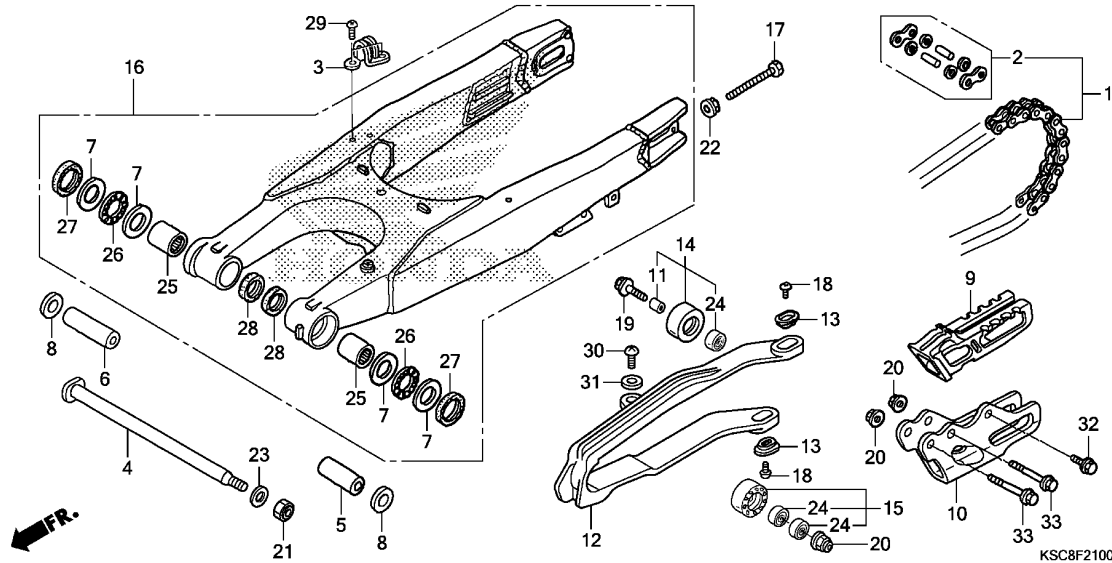
3

Ref. No.	Part No.	Description	Reqd. QTY		Serial No.	Parts catalogue code
			CRF250X '13	'15		
1	50125-KSC-000	BRACKET, SIDE STAND	1	1		
2	50500-MEN-305	STAND COMP., MAIN(COO)	(1)	(1)	-----	A,AC
	50500-KA3-820	STAND COMP., MAIN	(1)	(1)	-----	CM
3	50530-KSC-305	BAR, SIDE STAND(COO)	1	1	-----	A,AC
	50530-KSC-000	BAR, SIDE STAND	1	1	-----	CM
4	50540-KSC-000	SPRING ASSY., SIDE STAND	1	1		
5	90101-KZ3-J50	BOLT, FLANGE, 8X24	1	1		
6	90108-MJ0-000	BOLT, SIDE STAND PIVOT	1	1		
7	90122-MEN-670	BOLT, 10X24	1	1		
8	90304-GE8-003	NUT, U, 10MM(FUSE RASHI)	1	1		



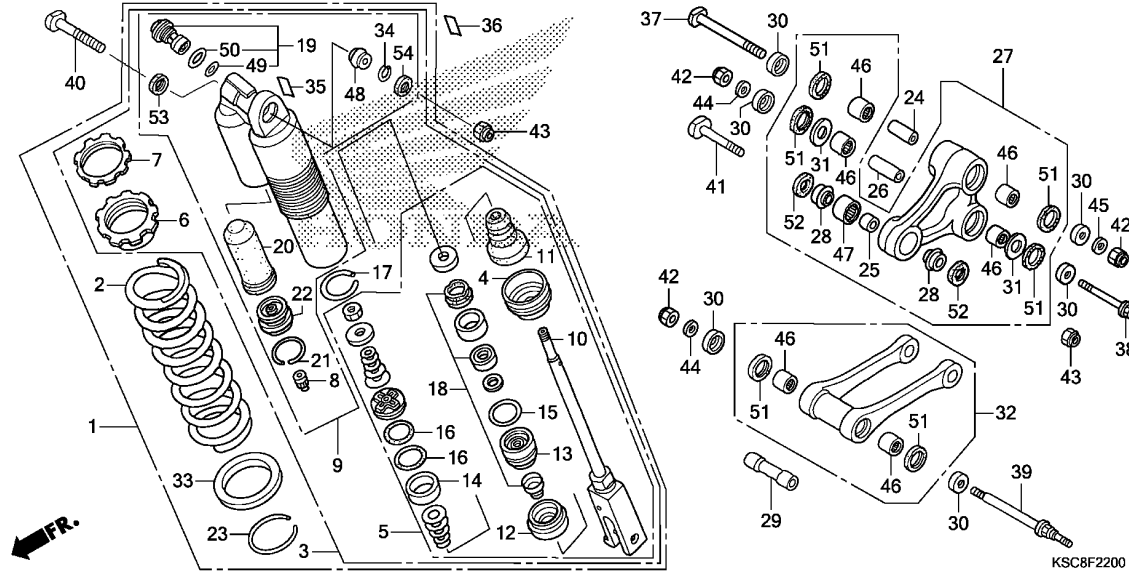
Service item	F.R.T.
--------------	--------

Ref. No.	Part No.	Description	Reqd. QTY	Serial No.	Parts catalogue code
			CRF250X '13 '15		
1	40540-KSC-003	CHAIN, DRIVE(DAIDO) (DID520MXV-120ZB) (STANDARD LINK 116L)	1	1	
2	40545-KSC-003	JOINT, DRIVE CHAIN	1	1	
3	43468-KZ3-B00	GUIDE, RR. BRAKE HOSE	1	1	
4	52101-KZ4-J40	SHAFT, SWINGARM PIVOT	1	1	
5	52141-KZ3-J40	COLLAR, SWINGARM, 49MM	1	1	
6	52141-KZ4-J40	COLLAR, SWINGARM PIVOT(59MM)	1	1	
7	52143-KZ3-860	WASHER, SWINGARM SIDE	4	4	
8	52143-KZ4-J40	COLLAR, SWINGARM PIVOT SIDE	2	2	
9	52146-MEN-J00	GUIDE, CHAIN	1	1	
10	52147-MEN-J00	PLATE, CHAIN GUIDE	1	1	
11	52160-MEN-000	COLLAR, CHAIN TENSIONER	1	1	
12	52170-KRN-710	SLIDER, CHAIN	1	1	
13	52171-KR6-000	WASHER, CHAIN SLIDER	2	2	
14	52175-KSK-000	ROLLER, CHAIN(32)	1	1	
15	52176-KRN-710	ROLLER COMP., CHAIN LOWER (34MM)	1	1	
16	52200-KRN-A10	SWINGARM SUB ASSY., RR.	1	1	
17	90105-MEN-000	BOLT, HEX., 8X47.5	2	2	
18	90115-KV3-700	SCREW, PAN, 5X8	2	2	
19	90124-MEB-770	BOLT, FLANGE, 8X32	1	1	
20	90301-473-003	NUT, U, 6MM(FUSERASHI)	3	3	
21	90305-KZ3-B01	NUT, U, HEX. 14MM	1	1	
22	90309-357-000	NUT, HEX., 8MM	2	2	



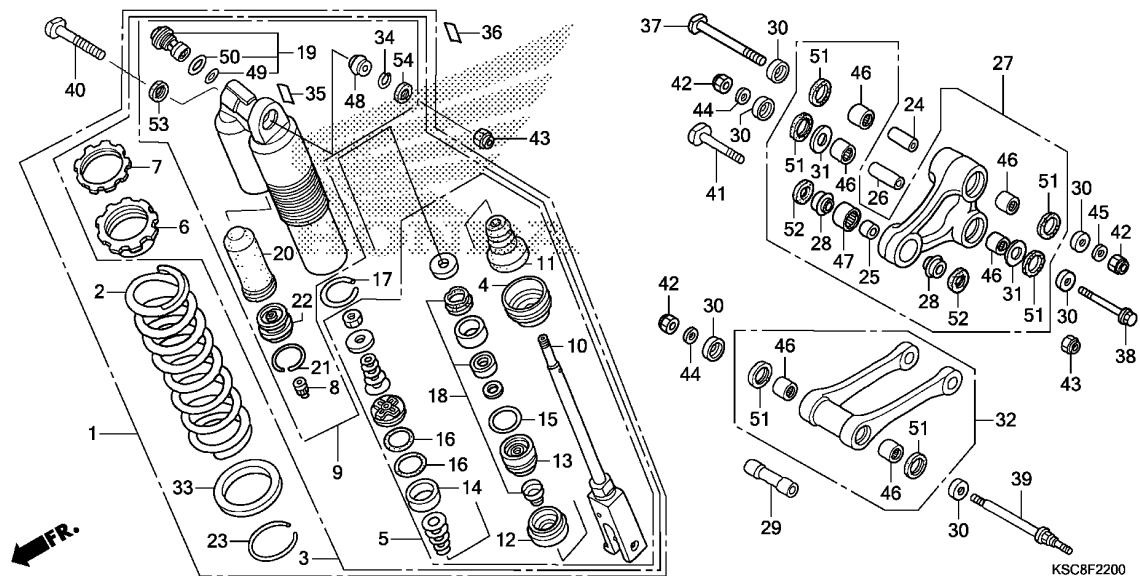
KSC8F2100

Ref. No.	Part No.	Description	Reqd. QTY		Serial No.	Parts catalogue code
			CRF250X '13	'15		
23	90501-GBL-730	WASHER, 14MM	1	1		
24	91011-GCT-003	BEARING, RADIAL BALL, 608UU .	3	3		
25	91071-MJO-003	BEARING, NEEDLE, 22X29X30(NTN)	2	2		
26	91072-KZ3-861	BEARING, NEEDLE THRUST	2	2		
27	91253-KZ3-861	DUST SEAL, 30X37X4	2	2		
28	91283-ML7-003	DUST SEAL, 22X29X4 (ARAI)	2	2		
29	93500-05008-0A	SCREW, PAN, 5X8	2	2		
30	93500-05008-0G	SCREW, PAN, 5X8	1	1		
31	94103-05700	WASHER, PLAIN, 5MM	1	1		
32	96001-06012-00	BOLT, FLANGE, 6X12	1	1		
33	96001-06045-00	BOLT, FLANGE, 6X45	2	2		



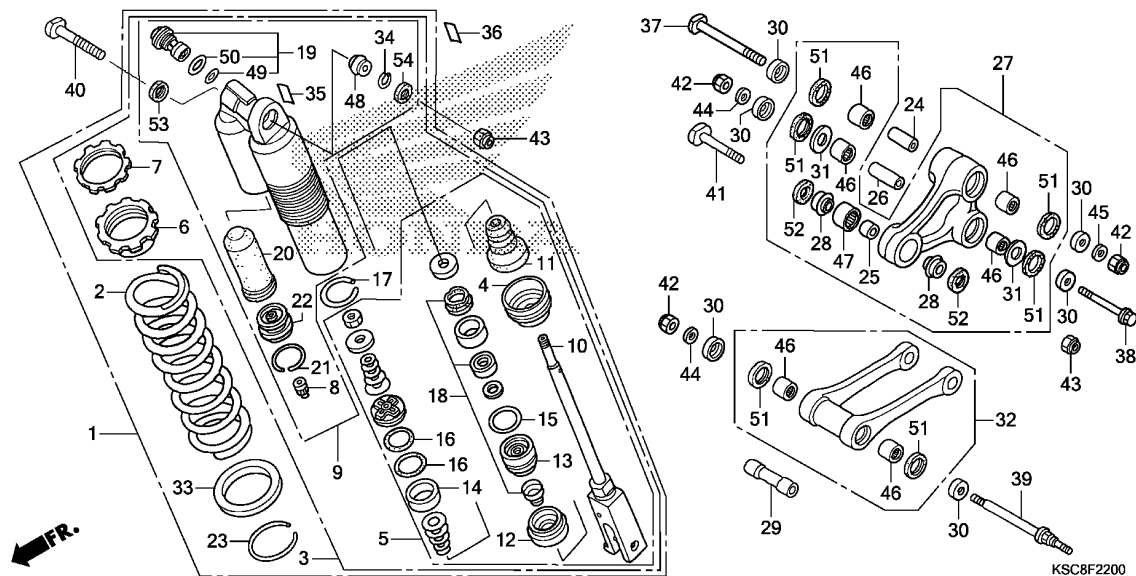
Service item F.R.T.

Ref. No.	Part No.	Description	Reqd. QTY		Serial No.	Parts catalogue code
			CRF250X '13	'15		
1	52400-KSC-305	CUSHION ASSY., RR.(COO)	1	1	----- A,AC	
	52400-KSC-A31	CUSHION ASSY., RR.	1	1	----- CM	
2	52401-KSC-A31	SPRING, RR. CUSHION(SHOWA) (47.1N/MM,4.8KGF/MM)	1	1		
	52402-KSC-A31	SPRING, RR. CUSHION(SHOWA) (49.0N/MM,5.0KGF/MM)	(1)	(1)		
	52403-KSC-A31	SPRING, RR. CUSHION(SHOWA) (44.6N/MM,4.55KGF/MM)	(1)	(1)		
3	52410-KSC-305	DAMPER COMP., RR.(COO)	1	1	----- A,AC	
	52410-KSC-A31	DAMPER COMP., RR.	1	1	----- CM	
4	52419-KZ3-J21	STOPPER, SPRING SEAT	1	1		
5	52421-KSC-A01	ROD COMP., PISTON	1	1		
6	52422-KZ3-J31	ADJUSTER, SPRING	1	1		
7	52423-KZ3-J21	NUT, ADJUSTER	1	1		
8	52425-381-771	CAP, AIR VALVE	1	1		
9	52425-MEY-671	CASE COMP., DAMPER	1	1		
10	52426-KSC-A01	ROD COMP.	1	1		
11	52427-KZ3-891	RUBBER, STOPPER	1	1		
12	52428-KRN-711	PLATE, END	1	1		
13	52429-KZ3-J41	CASE COMP., ROD GUIDE	1	1		
14	52431-KZ3-J31	RING, PISTON	1	1		
15	52434-KZ3-J21	O-RING, 3.5X43.7	1	1		
16	52434-KZ3-J31	O-RING, 42.5X2.0	2	2		
17	52435-KZ3-J21	RING, STOPPER	1	1		
18	52436-MEN-671	OIL SEAL SET	1	1		

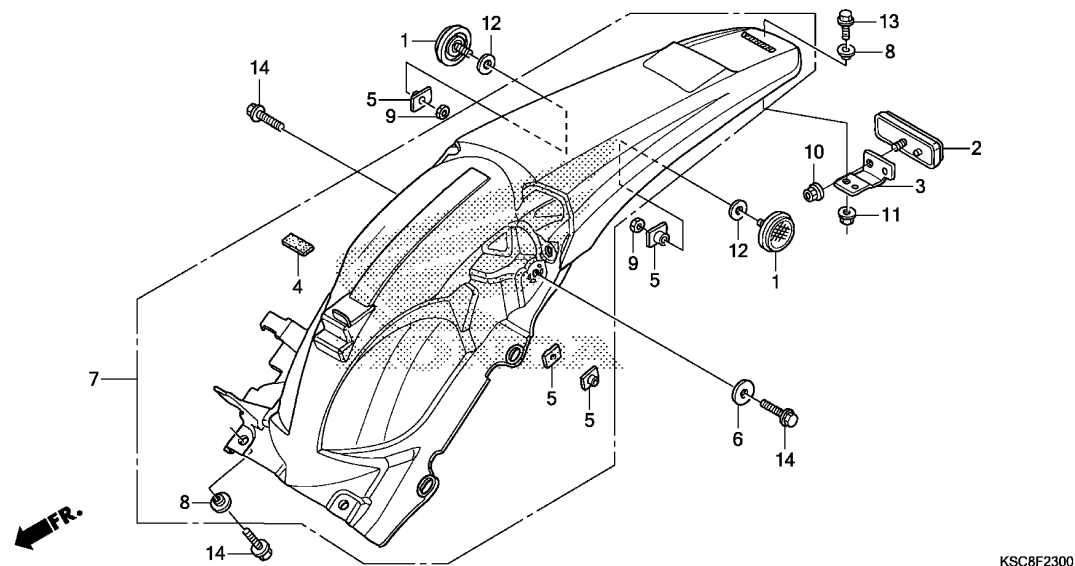


KSC8F2200

Ref. No.	Part No.	Description	Reqd. QTY		Serial No.	Parts catalogue code
			CRF250X '13	'15		
19	52440-MEN-671	ADJUSTER, COMPRESSION DAMPING FORCE	1	1		
20	52451-KZ3-891	BLADDER	1	1		
21	52452-KS7-831	RING, STOPPER	1	1		
22	52453-KRN-711	CAP COMP., CHAMBER	1	1		
23	52455-KZ3-J21	RING, STOPPER	1	1		
24	52463-KZ4-J40	COLLAR C, CUSHION ARM	1	1		
25	52464-KRN-710	COLLAR D, CUSHION ARM	1	1		
26	52464-KZ4-J20	COLLAR B, CUSHION	1	1		
27	52465-KSR-710	ARM SUB ASSY., CUSHION	1	1		
28	52466-KRN-710	COLLAR D, CUSHION ARM SIDE ..	2	2		
29	52473-KZ4-J20	COLLAR A, CONNECTING ROD	1	1		
30	52475-KZ4-J20	COLLAR, LINK SIDE	6	6		
31	52476-KZ4-J20	WASHER, THRUST	2	2		
32	52479-KSC-A10	ROD SUB ASSY., CUSHION CONNECTING	1	1		
33	52486-KZ3-J21	SEAT, SPRING	1	1		
34	52487-KA4-831	RING, STOPPER	1	1		
35	87516-KZ1-600	LABEL, RR. DAMPER WARNING ...	1	1		
36	87516-KZ1-881	LABEL, RR. DAMPER WARNING (FRENCH)	1	1	----- CM	
37	90130-MEN-840	BOLT, LINK, 12X82	1	1		
38	90131-MEN-840	BOLT, LINK, 12X92	1	1		
39	90131-MEY-000	BOLT, LINK, 12X120	1	1		
40	90152-MEB-750	BOLT, CUSHION UPPER, 10X53 ..	1	1		



Ref. No.	Part No.	Description	Reqd. QTY		Serial No.	Parts catalogue code
			CRF250X '13	'15		
41	90153-KZ4-710	BOLT, CUSHION LOWER, 10X43.5	1	1		
42	90306-KBP-901	NUT, U, 12MM	3	3		
43	90306-KZ4-711	NUT, U, 10MM	2	2		
44	90501-KRN-710	WASHER, PLAIN, 12MM	2	2		
45	90501-KZ4-J40	WASHER, PLAIN, 12MM	1	1		
46	91051-KSC-003	BEARING, NEEDLE, 20X26X15	6	6		
47	91074-KRN-711	BEARING, NEEDLE, 19X26X13	1	1		
48	91074-MAC-741	BEARING, SPHERICAL, 10	1	1		
49	91256-KZ3-731	O-RING, 21.5X1.5	1	1		
50	91257-KZ3-891	O-RING, 26.2X1.9	1	1		
51	91262-KZ3-731	DUST SEAL, 25X32X4	6	6		
52	91351-KRN-711	DUST SEAL, 17.5X26X3	2	2		
53	91351-KZ3-731	DUST SEAL, RR. CUSHION PIVOT	1	1		
54	91351-MAC-671	DUST SEAL, 16X26X3	1	1		



Service item F.R.T.

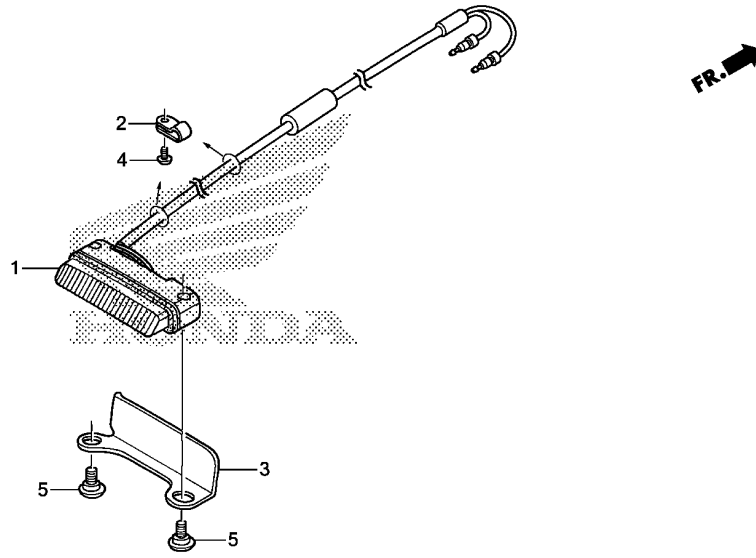
KSC8F2300

3

Ref. No.	Part No.	Description	Reqd. QTY		Serial No.	Parts catalogue code
			CRF250X '13	'15		
1	33741-HB9-641	REFLECTOR, RR. REFLEX(RED) ..	2	2	-----	CM
2	33741-MC7-612	REFLECTOR, REFLEX	1	1	-----	CM
3	33752-KSC-720	STAY, RR. REFLECTOR	1	1	-----	CM
4	50283-KSC-300	RUBBER, BATTERY	1	1	-----	
5	61304-958-003	NUT, SPECIAL, 6X7	2	2	-----	A,AC
			4	4	-----	CM
6	77302-124-000	WASHER, SEAT MOUNTING	1	1	-----	
7	80101-KSC-A30ZA	FENDER SET, RR.(WL)				
		TYPE1.....	1	1	-----	A,AC
	80101-KSC-C30ZA	*TYPE1*.....	1	1	-----	CM
8	90503-KRN-000	COLLAR, RR. FENDER	2	2	-----	A,AC
			3	3	-----	CM
9	94002-06020-OS	NUT, HEX., 6MM	2	2	-----	CM
10	94050-05000	NUT, FLANGE, 5MM	1	1	-----	CM
11	94050-06000	NUT, FLANGE, 6MM	1	1	-----	CM
12	94101-06000	WASHER, PLAIN, 6MM	2	2	-----	CM
13	96001-06014-00	BOLT, FLANGE, 6X14	1	1	-----	CM
14	96001-06016-00	BOLT, FLANGE, 6X16	4	4	-----	

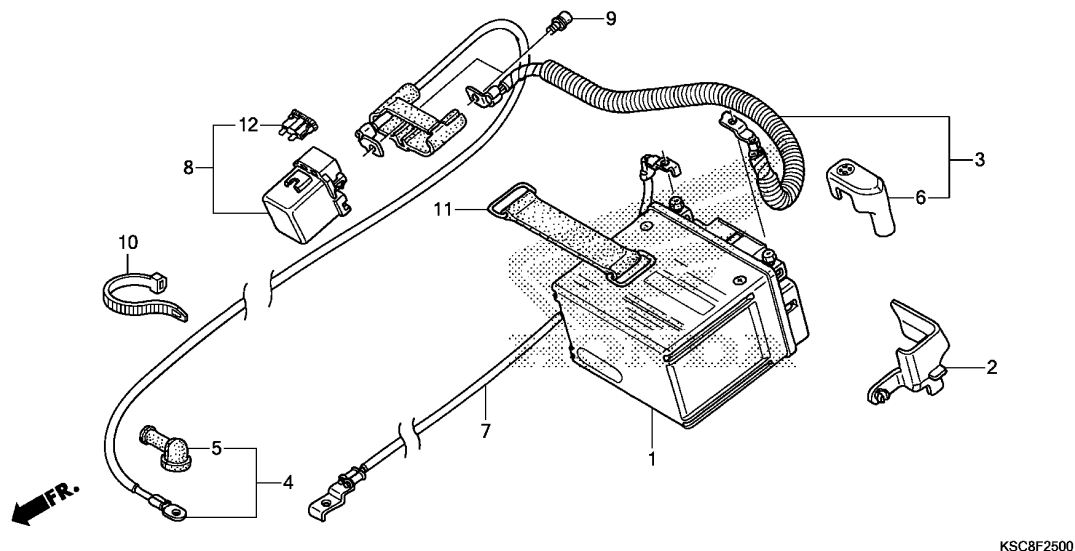
Service item

F.R.T.



KSC8F2400

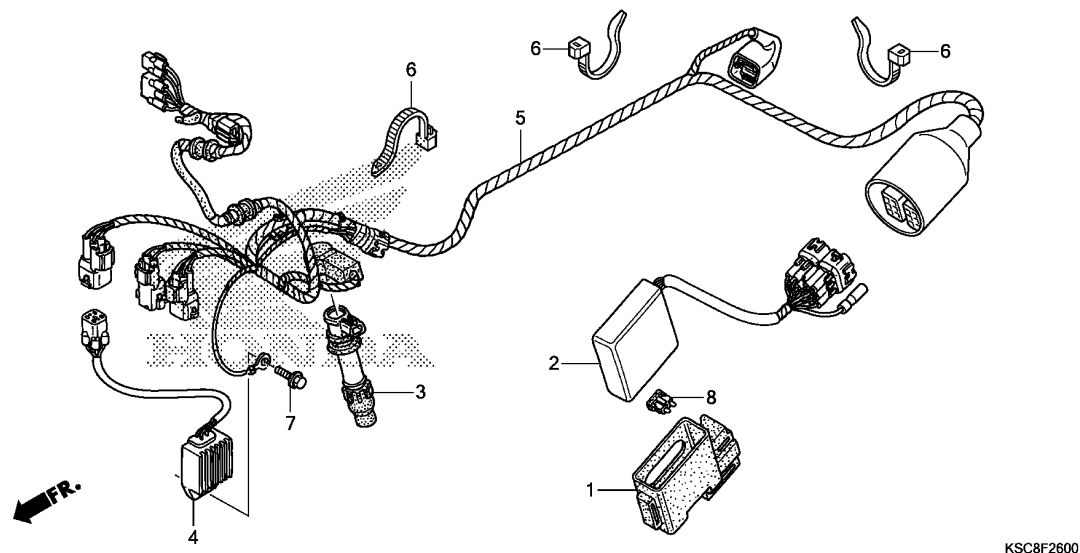
Ref. No.	Part No.	Description	Reqd. QTY		Serial No.	Parts catalogue code
			CRF250X '13	'15		
1	33701-KSC-305	TAILLIGHT UNIT(C00)	1	1	----- A,AC	
	33701-KSC-A00	TAILLIGHT UNIT	1	1	----- CM	
2	37215-KAF-008	CLAMP	2	2		
3	80130-KSC-000	STAY, TAILLIGHT	1	1		
4	90102-SP1-003	SCREW, TAPPING, 4X8(P0)	2	2		
5	90380-KSC-000	SCREW, SPECIAL, 5X9.5	2	2		



Service item F.R.T.

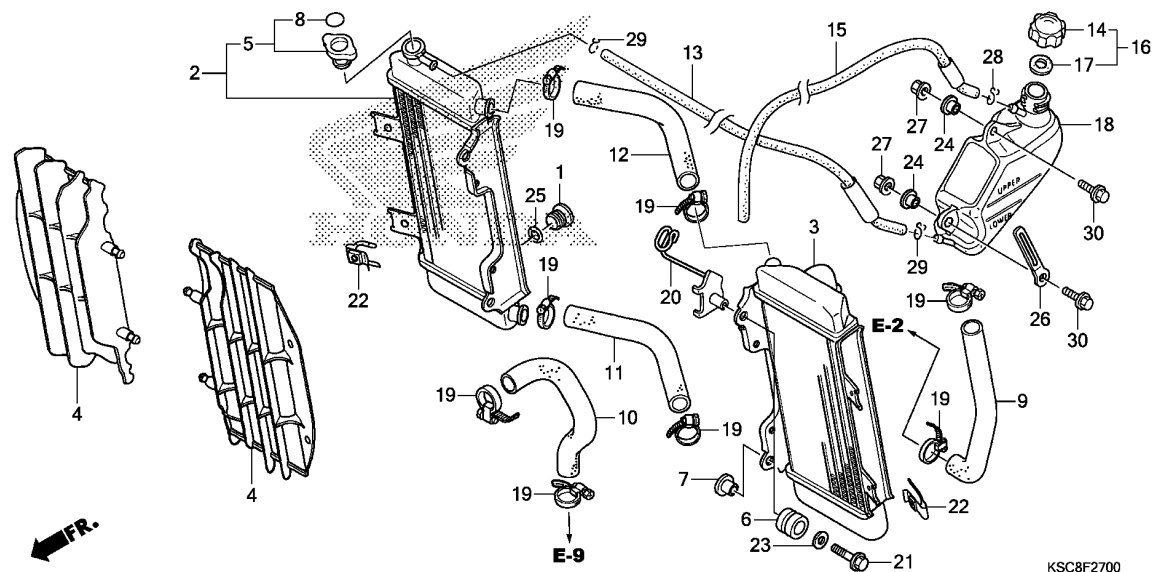
3

Ref. No.	Part No.	Description	Reqd. QTY		Serial No.	Parts catalogue code
			CRF250X '13	'15		
1	31500-KY4-905	BATTERY (YTX5L-BS) (YUASA)	1	1		
2	31505-KSC-000	COVER, BATTERY TERMINAL	1	1		
3	32401-KSC-A10	CABLE, STARTER MAGNETIC	1	1		
		BATTERY	1	1		
4	32410-KSC-A10	CABLE, STARTER MOTOR	1	1		
5	32411-253-000	COVER, STARTER MOTOR TERMINAL	1	1		
6	32414-MCF-000	COVER, BATTERY TERMINAL	1	1		
7	32601-KSC-A10	CABLE, BATTERY EARTH	1	1		
8	35850-KK6-740	SWITCH ASSY., STARTER MAGNETIC	1	1		
9	90111-MR5-000	BOLT, SOCKET, 5X9	2	2		
10	90652-KT1-771	BAND, WIRE (BLACK)	1	1		
11	95012-13001	BAND B2, BATTERY	1	1		
12	98200-31500	FUSE, BLADE (15A)	1	1		



Service item F.R.T.

Ref. No.	Part No.	Description	Reqd. QTY		Serial No.	Parts catalogue code
			CRF250X '13	'15		
1	30401-KSC-000	CUSHION, C.D.I. UNIT	1	1		
2	30410-KSC-A21	C.D.I. UNIT	1	1		
3	30700-KRN-671	CAP ASSY., NOISE SUPPRESSOR ..	1	1		
4	31600-KSC-671	RECTIFIER COMP., REGULATOR ..	1	1		
5	32100-KSC-A20	HARNESS, WIRE	1	1		
6	90652-KT1-771	BAND, WIRE(BLACK)	3	3		
7	96001-06016-00	BOLT, FLANGE, 6X16	1	1		
8	98200-31500	FUSE, BLADE(15A)	1	1		

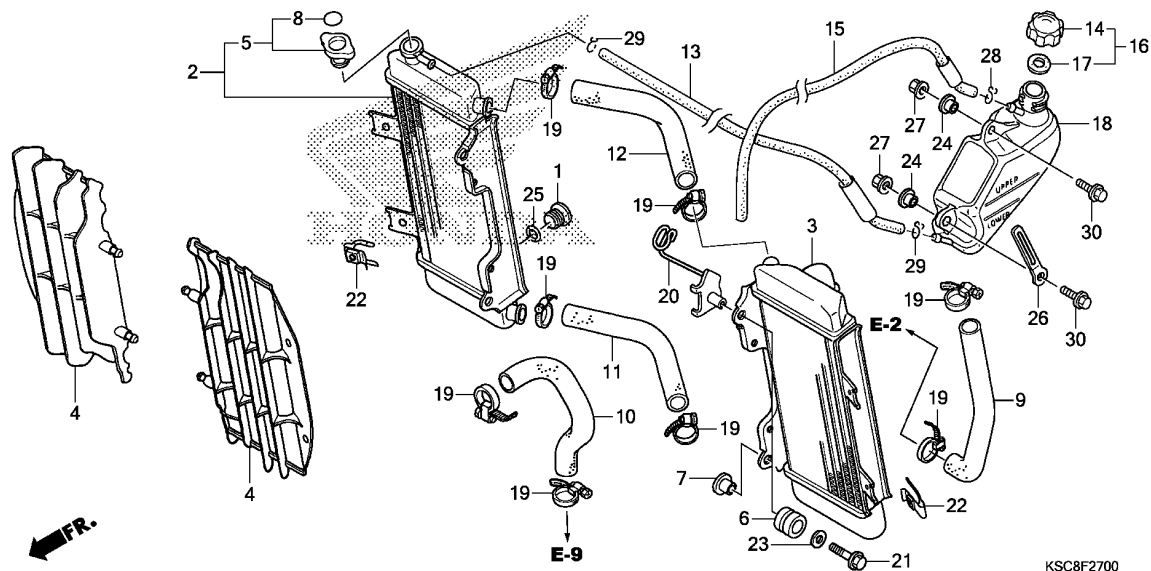


Service item F.R.T.

KSC8F2700

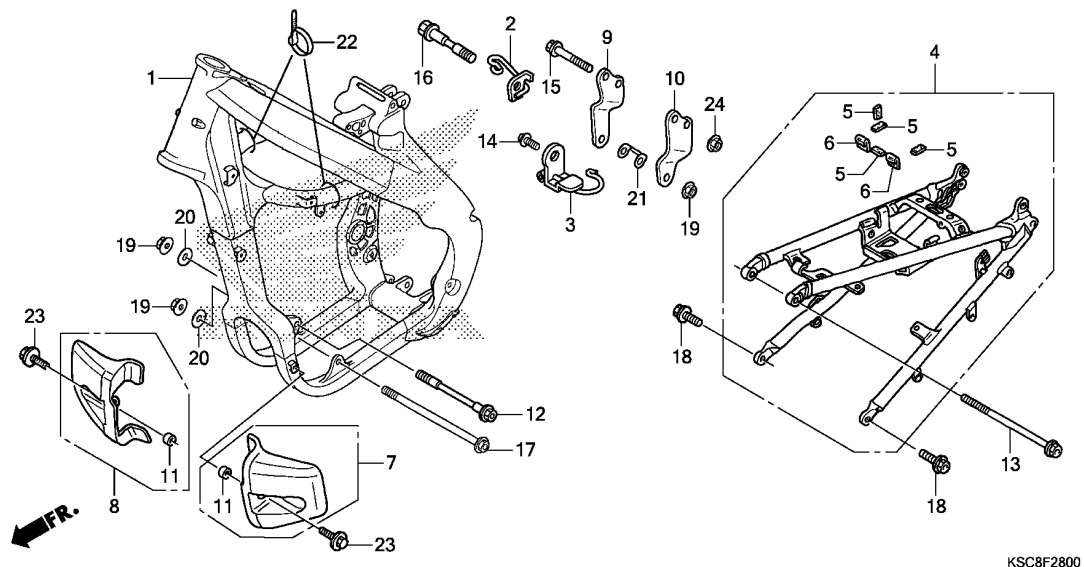
3

Ref. No.	Part No.	Description	Reqd. QTY		Serial No.	Parts catalogue code
			CRF250X '13	'15		
1	12206-881-310	BOLT, SEALING, 16MM	1	1		
2	19010-KSC-305	RADIATOR, R.(COO)	1	1	-----	A,AC
	19010-KSC-A11	RADIATOR, R.	1	1	-----	CM
3	19015-KSC-305	RADIATOR, L.(COO)	1	1	-----	A,AC
	19015-KSC-A11	RADIATOR, L.	1	1	-----	CM
4	19033-KRN-010	GRILLE, RADIATOR	2	2		
5	19037-KRN-641	CAP COMP., RADIATOR	1	1		
6	19051-KRN-000	RUBBER, RADIATOR MOUNTING ...	4	4		
7	19052-MAC-680	COLLAR, RADIATOR MOUNTING ...	3	3		
8	19055-KRN-641	SEAL, RADIATOR CAP (ENGLISH/FRENCH/JAPANESE)	1	1		
9	19061-KRN-000	HOSE A, WATER	1	1		
10	19062-KRN-000	HOSE B, WATER	1	1		
11	19064-KRN-000	HOSE D, WATER	1	1		
12	19064-KSC-000	HOSE D, WATER UPPER	1	1		
13	19104-KSC-000	TUBE, RADIATOR BREATHER	1	1		
14	19104-ME9-000	CAP, RESERVE TANK	1	1		
15	19105-KSC-A10	TUBE, RESERVE TANK DRAIN	1	1		
16	19105-MG8-000	CAP ASSY., RESERVE TANK	1	1		
17	19107-MG8-000	PACKING, RESERVE TANK	1	1		
18	19110-KSC-305	TANK, RADIATOR RESERVE(COO) ..	1	1	-----	A,AC
	19110-KSC-000	TANK, RADIATOR RESERVE	1	1	-----	CM
19	19506-KS6-700	CLAMP B, WATER HOSE	8	8		
20	50129-MEY-A10	GUIDE, MAIN HARNESS	1	1		
21	90001-GB4-000	BOLT, FLANGE, 6X23.5	4	4		



KSC8F2700

Ref. No.	Part No.	Description	Reqd. QTY		Serial No.	Parts catalogue code
			CRF250X '13	'15		
22	90303-KRN-000	NUT, CLIP, 6MM	2	2		
23	90403-KA3-830	WASHER, RADIATOR MOUNTING ...	4	4		
24	90522-170-700	COLLAR, GEARSHIFT LEVER				
		SETTING	2	2		
25	91307-611-000	O-RING, 13.5X1.4	1	1		
26	91406-166-000	CLIP, WIRE	1	1		
27	94050-06000	NUT, FLANGE, 6MM	2	2		
28	95002-02080	CLIP, TUBE(B8)	1	1		
29	95002-02100	CLIP, TUBE(B10)	2	2		
30	96001-06016-00	BOLT, FLANGE, 6X16	2	2		



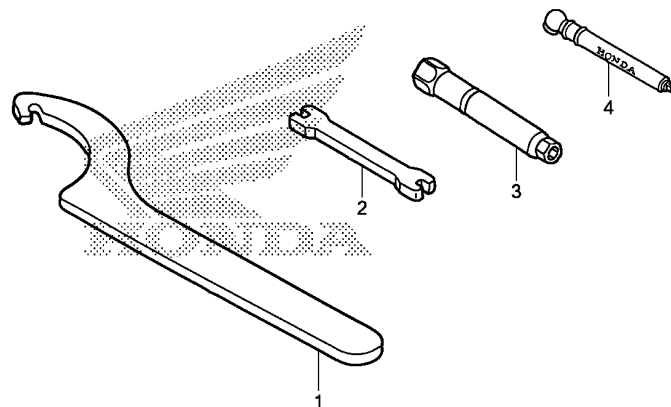
Service item F.R.T.

KSC8F2800

Ref. No.	Part No.	Description	Reqd. QTY		Serial No.	Parts catalogue code
			CRF250X '13	'15		
1	50100-KSC-A10	BODY COMP., FRAME	1	1		
2	50170-KSC-A20	GUIDE, CLUTCH CABLE	1	1		
3	50197-KRN-000	CLIP, FUEL TUBE	1	1		
4	50200-KSC-730	BODY COMP., RR. FRAME	1	1		
5	50283-KSC-300	RUBBER, BATTERY	4	4		
6	50283-MR7-300	RUBBER, SEAT RAIL	2	2		
7	50360-KRN-A10	GUARD, L. ENGINE	1	1		
8	50370-KSC-000	GUARD, R. ENGINE	1	1		
9	50407-KRN-730	BRACKET, R. HEAD HANGER	1	1		
10	50408-KRN-730	BRACKET, L. HEAD HANGER	1	1		
11	52156-353-300	COLLAR, 6X4	2	2		
12	90101-KSC-000	BOLT, FLANGE, 10X117	1	1		
13	90105-KRN-000	BOLT, FLANGE, 8X125	1	1		
14	90106-KRN-000	BOLT, FLANGE, 5X12	1	1		
15	90107-KRN-000	BOLT, FLANGE, 8X55	2	2		
16	90109-KSC-000	BOLT, FLANGE, 10X58	1	1		
17	90116-KW3-000	BOLT, FLANGE, 10X138	1	1		
18	90122-KRN-000	BOLT, FLANGE, 10X26	2	2		
19	90302-KZ3-J40	NUT, FLANGE, 10MM	3	3		
20	90410-HC4-000	WASHER, 10MM	2	2		
21	90511-KRN-000	WASHER, HEAD HANGER PLATE	1	1		
22	90651-KV6-003	BAND, WIRE, 165MM(BLACK)	2	2		
23	93404-06014-00	BOLT-WASHER, 6X14	2	2		
24	94050-08000	NUT, FLANGE, 8MM	2	2		

Service item

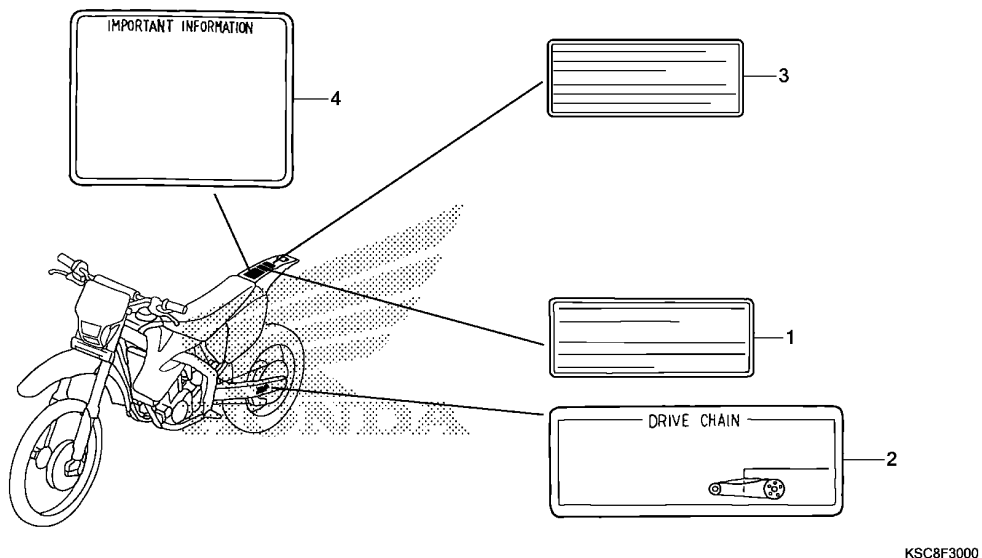
F.R.T.



KSC8F2900

Ref. No.	Part No.	Description	Reqd. QTY		Serial No.	Parts catalogue code
			CRF250X '13	'15		
1	89201-KS6-810	SPANNER A, PIN	(2)	(2)		
2	89212-KZ4-J40	WRENCH, NIPPLE	1	1		
3	89216-MY9-000	WRENCH, PLUG(16MM)	1	1		
4	89301-KA4-811	GAUGE, AIR PRESSURE	(1)	(1)		





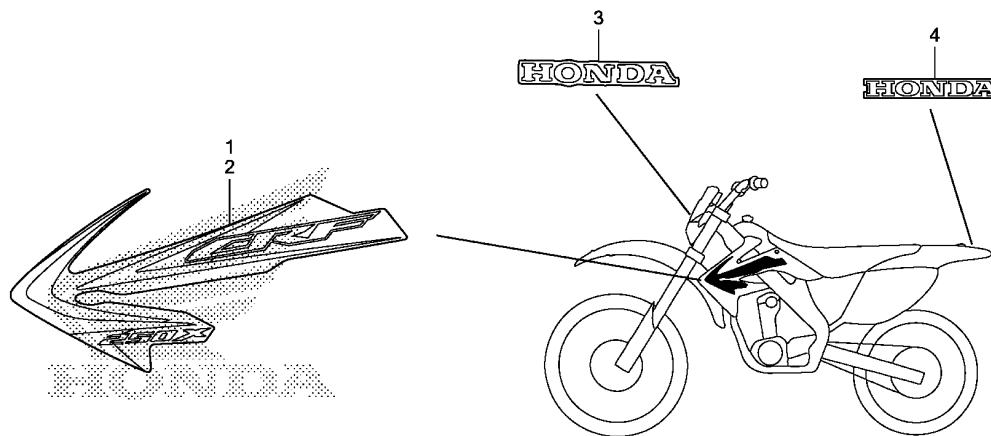
Service item	F.R.T.

3

Ref. No.	Part No.	Description	Reqd. QTY		Serial No.	Parts catalogue code
			CRF250X '13	'15		
1	30590-GBF-851	LABEL, IGNITION NOISE (ENGLISH/FRENCH)	1	1	-----	CM
2	87507-KZ3-B10	LABEL, DRIVE CHAIN	1	1	-----	CM
	87507-KZ3-B90	LABEL, DRIVE CHAIN(FRENCH) ..	1	1	-----	CM
3	87527-GCF-C50	LABEL, RESTRICTED USE (ENGLISH/FRENCH)	1	1	-----	CM
4	87560-KSC-A20	MARK, CAUTION	1	1	-----	CM
	87560-KSC-C20	MARK, CAUTION(FRENCH)	1	1	-----	CM

Service item

F.R.T.



KSC8F3100

Ref. No.	Part No.	Description	Reqd. QTY		Serial No.	Parts catalogue code
			CRF250X '13	'15		
1	86191-KSC-U40ZA	MARK, R. RADIATOR SHROUD *TYPE1*	1	1		
2	86192-KSC-U40ZA	MARK, L. RADIATOR SHROUD *TYPE1*	1	1		
3	87130-KSC-A30ZA	MARK(HONDA) *TYPE1*	1	1		
4	87130-KSC-C30ZA	MARK(HONDA) *TYPE1*	1	1		

PART NO. INDEX

Part Number	Address	Page	Ref.	Part Number	Address	Page	Ref.	Part Number	Address	Page	Ref.	Part Number	Address	Page	Ref.
06000				14100-KSC-770	D4	22	2	14921-KT7-013	D5	24	17	14950-KT7-013	D5	23	16
06420-MEY-000	F16	63	1	14102-KRN-670	D4	22	3		D6	24	17	16080-HP1-601	E12	46	19
06421-MEY-000	F16	63	2	14105-KRN-670	D4	22	4	14922-KT7-013	D5	23	16	16083-HPD-A01	E12	46	20
06431-MA3-405	F11	58	1	14106-KRN-A00	D4	22	5		D6	24	17	16083-MEB-671	E12	46	21
06435-KRN-712	F14	61	1	14401-KRN-671	D8	26	1	14923-KT7-013	D5	23	16	16088-KRN-A01	E12	46	22
06440-KZ4-J40	F12	59	1	14440-KRN-670	D4	22	6		D6	24	17	16100-KSC-A71	E12	46	23
06451-MZ2-405	F14	61	2	14451-KSC-671	D4	22	7	14924-KT7-013	D5	23	16	16100-KSC-L71	E12	46	23
				14510-KRN-670	D8	26	2		D6	24	17	16112-HP1-A01	E12	46	24
				14515-KFO-000	D8	26	3	14925-KT7-013	D5	23	16	16157-MEN-A01	E13	47	25
11000				14520-KRN-671	D8	26	4		D6	24	17	16163-MEB-671	E13	47	26
11100-KSC-A20	E3	37	1	14560-MEN-671	D8	26	5	14926-KT7-013	D5	23	16	16165-MEY-A11	E13	47	27
11102-KRN-670	D10	28	1	14620-KRN-670	D8	26	6		D6	24	17	16172-MEB-671	E13	47	28
11105-KSC-670	E3	37	2	14711-KRN-670	D4	22	8	14927-KT7-013	D5	23	16	16177-MEB-671	E13	47	29
11107-KSC-670	E3	37	3	14721-KRN-670	D4	22	9		D6	24	17	16178-MEB-671	E13	47	30
11108-KSC-670	E3	37	4	14731-KRN-A00	D4	22	10	14928-KT7-013	D5	23	16	16178-MEN-851	E13	47	31
11191-KRN-A11	E3	37	5	14751-KRN-670	D4	22	11		D6	24	17	16179-KSC-671	E13	47	32
11200-KSC-A20	E3	37	6	14761-KRN-671	D4	22	12	14929-KT7-013	D5	23	16	16185-MEN-671	E13	47	33
11206-KRN-670	E3	37	7	14771-KRN-A00	D4	22	13		D6	24	17	16196-MEN-851	E13	47	34
11210-KRN-730	E3	37	8	14775-KRN-670	D4	22	14	14930-KT7-013	D5	23	16	16197-MEB-671	E13	47	35
11331-KSC-670	D10	28	2	14781-MAT-000	D4	22	15		D6	24	17	16198-MEB-671	E13	47	36
11333-KRN-670	D14	32	1	14901-KT7-013	D4	22	16	14931-KT7-013	D5	23	16	16199-KSC-671	E13	47	37
11340-KSC-A30	D14	32	2	14902-KT7-013	D4	22	16		D6	24	17	16203-KSC-A12	E13	47	38
11351-KSC-A30	D10	28	3	14903-KT7-013	D4	22	16	14932-KT7-013	D5	23	16	16203-KSC-L12	E13	47	38
11352-KRN-671	D10	28	4		D5	23	17		D6	24	17	16211-KRN-670	D2	20	5
11394-KRN-A01	D10	28	5	14904-KT7-013	D4	22	16	15000				16218-KSC-670	D2	20	6
11395-KRN-671	D14	32	3		D5	23	17	15111-KRN-670	D12	30	1	16218-MCJ-000	D2	20	7
12000				14905-KT7-013	D4	22	16	15133-KRN-670	D12	30	2	16222-MV4-300	D2	20	8
12010-KSC-A10	D2	20	1	14906-KT7-013	D4	22	16	15201-KSC-670	E11	45	1	16312-HP1-B01	E13	47	39
12100-KRN-732	D9	27	1	14907-KT7-013	D4	22	16	15220-MEB-770	D14	32	4	16950-KSC-A21	G2	65	1
12191-KRN-731	D9	27	2	14908-KT7-013	D4	22	16	15331-324-000	D12	30	3	16952-KCY-671	G2	65	2
12204-KRN-P00	D2	20	2	14909-KT7-013	D4	22	16	15332-324-000	D12	30	4	16955-KSC-A21	G2	65	3
12205-KRN-P00	D2	20	3	14910-KT7-013	D4	22	16	15412-MEN-671	D14	32	5	16961-MCT-010	E3	37	10
12206-881-310	H5	84	1	14911-KT7-013	D5	23	16	15414-MEB-670	D14	32	6	16965-VMO-771	G5	68	3
12209-GB4-681	D4	22	1	14912-KT7-013	D5	23	16	15421-KK0-000	E3	37	9	16997-467-000	G2	65	4
12226-MEB-670	D1	19	1	14913-KT7-013	D5	23	16	15611-KA3-710	D10	28	6	17000			
12251-KRN-731	D2	20	4	14914-KT7-013	D5	23	16	15650-KRN-670	D14	32	7	17113-KSC-670	D2	20	9
12310-KSC-A30	D1	19	2	14915-KT7-013	D5	23	16	15771-551-000	G5	68	1	17193-MN5-000	G5	68	4
12316-KRN-670	D1	19	3	14916-KT7-013	D5	23	16	15772-551-000	G5	68	2	17211-KSC-A30	G5	68	5
12391-KRN-670	D1	19	4	14917-KT7-013	D5	23	16	16000				17212-MEN-670	G5	68	6
13000				14918-KT7-013	D5	23	16	16010-KSC-671	E12	46	1	17213-KSC-000	G5	68	7
13000-KSC-A10	E5	39	1	14919-KT7-013	D5	23	16	16011-MEN-851	E12	46	2	17214-MEN-670	G5	68	8
13011-KRN-850	E5	39	2	14920-KT7-013	D5	23	16	16013-MEB-671	E12	46	3	17217-MEB-770	G5	68	9
13101-KRN-850	E5	39	3					16014-KRN-731	E12	46	4	17218-KSC-000	G5	68	10
13111-KRN-850	E5	39	4	14943-KT7-013	D5	23	16	16015-KSC-A11	E12	46	5	17218-KSC-A30	G5	68	11
13115-147-000	D11	29	1	14944-KT7-013	D5	23	16	16016-HP1-B01	E12	46	6	17219-KSC-000	G5	68	12
13115-KM7-700	E5	39	5	14945-KT7-013	D5	23	16	16018-MEY-A11	E12	46	7	17221-KSC-A30	G5	68	13
13331-360-000	E5	39	6	14946-KT7-013	D5	23	16	16019-MEB-671	E12	46	8	17224-KN5-670	G5	68	14
13415-KRN-670	E2	36	1	14947-KT7-013	D5	23	16	16021-MEN-A01	E12	46	9	17225-KN5-670	G5	68	15
13420-KSC-A10	E6	40	1	14948-KT7-013	D5	23	16	16028-MEN-A01	E12	46	10	17225-KN5-671	G5	68	15
13422-KRN-A00	E6	40	2	14949-KT7-013	D5	23	16	16029-MEY-A11	E12	46	11	17250-KSC-010	G6	69	16
14000				14958-KT7-013	D7	25	17	16032-KSC-A21	E12	46	12	17253-KSC-770	G6	69	17
14100-KSC-670	D4	22	2	14959-KT7-013	D7	25	17	16033-KSC-A11	E12	46	13	17291-KSC-000	G6	69	18
				14969-KT7-013	D7	25	17	16037-MEB-671	E12	46	14	17316-611-000	G6	69	19
								16038-KRN-671	E12	46	15	17316-MN1-670	G6	69	20
								16046-MEB-671	E12	46	16	17358-HAO-680	G6	69	21
								16060-KSC-A11	E12	46	17	17370-419-700	G6	69	22
								16076-ND5-004	E12	46	18	17372-KRN-000	G6	69	23

PART NO. INDEX

Part Number	Address	Page	Ref.	Part Number	Address	Page	Ref.	Part Number	Address	Page	Ref.	Part Number	Address	Page	Ref.
90084-MEN-670	D2	20	15	90301-473-003	F12	59	18	90501-KSC-670	E8	42	29	91051-KZ4-J21	G1	64	27
	D14	32	14		G1	64	22	90501-KZ4-J20	G2	65	21	91052-KZ4-J21	G1	64	28
90087-KW3-000	D10	28	8		G12	75	20		G4	67	10	91053-719-005	E3	37	24
90088-MEB-670	D8	26	9	90301-782-000	F3	50	22	90501-KZ4-J40	G16	79	45	91062-MAC-681	F12	59	20
90101-KCE-000	G8	71	12	90301-KZ4-J40	F12	59	19	90501-MEN-670	F4	51	23	91071-MJ0-003	G13	76	25
90101-KRN-730	G2	65	19	90302-KZ3-J40	H7	86	19	90501-ML3-910	D11	29	17	91072-KZ3-861	G13	76	26
90101-KSC-000	H7	86	12	90303-KRN-000	H6	85	22	90503-KRN-000	H1	80	8	91074-KRN-711	G16	79	47
90101-KZ3-J50	G8	71	13	90304-GE8-003	G11	74	8	90503-KZ4-J40	F6	53	15	91074-MAC-741	G16	79	48
	G10	73	8	90304-KZ4-J30	F6	53	13	90505-MY6-920	G5	68	14	91201-148-003	D13	31	8
	G11	74	5	90305-GK8-000	G6	69	32	90507-KA3-830	F6	53	16	91201-KS6-004	F12	59	21
90101-KZ4-J40	G10	73	9	90305-KZ3-B01	G12	75	21	90511-KRN-000	H7	86	21	91201-KSR-A01	E8	42	37
90102-MEN-710	G4	67	8	90305-KZ4-J20	G1	64	23	90512-KRN-730	G9	72	11	91201-MEB-671	E3	37	25
90102-SP1-003	H2	81	4	90306-KBP-901	G16	79	42	90512-KZ4-J20	F8	55	2	91202-MEY-671	E4	38	26
90103-KRN-000	G9	72	10	90306-KZ4-711	F6	53	14	90522-170-700	H6	85	24	91203-KA4-771	E4	38	27
90105-KRN-000	H7	86	13		G16	79	43	90543-MW9-670	D1	19	6	91203-MEB-671	E4	38	28
90105-MAC-680	F12	59	16	90309-357-000	G12	75	22	90545-300-000	F5	52	17	91204-HP1-601	D14	32	18
	F16	63	20	90309-ML3-791	G1	64	24		F15	62	13	91205-KA3-712	D10	28	10
90105-MEN-000	G12	75	17	90313-GAH-780	G4	67	9	90601-001-000	E11	45	12	91205-MEB-671	E4	38	29
90105-MEN-730	G2	65	20	90380-KSC-000	H2	81	5	90601-360-000	E8	42	30	91211-KSE-671	D13	31	9
90106-KRN-000	H7	86	14	90401-KRN-670	D2	20	17	90602-360-000	E8	42	31	91251-444-000	G9	72	13
90106-MJ0-000	F6	53	10	90401-KZ4-J20	G1	64	25	90602-MEB-670	D14	32	17	91251-KSC-003	F12	59	22
	F7	54	7	90402-KW6-960	E2	36	11	90604-MEB-670	E3	37	17	91251-KZ4-J21	G1	64	29
90107-KRN-000	H7	86	15	90403-KA3-830	H6	85	23	90608-072-000	D11	29	18	91253-KZ3-861	G13	76	27
90107-KZ4-J40	F6	53	11	90404-KW3-000	E7	41	22	90610-MEB-670	E3	37	18	91254-KSC-003	F10	57	29
	F7	54	8	90406-KV3-780	G8	71	17	90604-KV6-003	F4	51	24	91256-KZ3-731	G16	79	49
90108-KZ4-J40	F10	57	26	90410-HC4-000	H7	86	20	90651-HN6-A51	G2	65	22	91256-KZ3-A71	F10	57	30
90108-MJ0-000	G11	74	6	90433-KE1-000	E6	40	7	90651-KV6-003	H7	86	22	91257-KZ3-891	G16	79	50
90109-KSC-000	H7	86	16	90435-HB3-000	E9	43	23	90651-MA5-671	F5	52	18	91257-MEB-751	F10	57	31
90110-KZ4-J40	F11	58	15	90437-611-000	D16	34	6	90652-KT1-771	H3	82	10	91258-KZ3-B01	F10	57	32
90111-MEB-003	F5	52	14	90441-KRM-840	E6	40	8		H4	83	6	91262-KZ3-731	G16	79	51
90111-MR5-000	H3	82	9		E7	41	23	90672-SAO-003	D2	20	20	91283-ML7-003	G13	76	28
90112-413-000	E7	41	21		E9	43	24	90678-MN5-000	G7	70	12	91301-KSR-A01	E8	42	38
90113-KZ3-000	F10	57	27	90441-KRN-670	E3	37	15	90701-MR7-000	D2	20	21	91301-KZ3-711	F10	57	33
90113-MAC-780	F10	57	28	90441-KSC-670	D11	29	15	90705-PFF-300	G9	72	12	91302-PA9-003	D14	32	19
90113-MEY-A10	F3	50	21	90442-397-000	D8	26	10	90751-GK1-003	D14	32	17	91303-377-000	D2	20	22
90114-166-006	F5	52	15	90446-357-000	E8	42	24	90901-KSC-A20	E3	37	19		D14	32	20
90114-MAC-780	F12	59	17	90446-KRN-670	D2	20	18					91304-MJ0-003	D10	28	11
	F15	62	11	90447-KE1-000	D13	31	5	91000				91305-KF0-003	D10	28	12
90115-KV3-700	G12	75	18	90451-155-000	E9	43	25	91001-147-003	D11	29	19	91305-PE2-003	G7	70	13
90116-KW3-000	H7	86	17	90451-459-770	D14	32	15	91001-KA4-003	D13	31	7	91307-035-000	D14	32	21
90122-KRN-000	H7	86	18	90452-166-600	E2	36	12	91001-KRN-671	E3	37	20	91307-611-000	H6	85	25
90122-MEN-670	G11	74	7	90452-178-000	E11	45	10	91001-KZ4-J11	E8	42	32	91309-425-003	E1	35	9
90123-KZ4-J40	G8	71	14	90452-323-000	D2	20	19	91002-KRN-A11	E3	37	21	91312-KE7-003	D3	21	23
90124-KZ4-J40	F6	53	12	90452-KSR-A00	E8	42	25	91004-KSC-671	E8	42	33	91319-ME5-003	F12	59	23
	G8	71	15	90452-KZ4-000	E8	42	26	91004-KY4-900	E10	44	26	91320-MB0-000	E1	35	10
90124-MEB-770	G12	75	19	90453-KSR-A00	E8	42	27	91004-MEB-671	E6	40	9	91320-MBE-008	E1	35	11
90125-KA4-000	G1	64	21	90455-HM8-A40	E8	42	28	91005-KRN-A01	E8	42	34	91351-KRN-711	G16	79	52
90130-MEN-840	G15	78	37	90456-KS6-000	D11	29	16	91005-MEB-671	E6	40	10	91351-KZ3-731	G16	79	53
90131-MEN-840	G15	78	38	90463-ML7-000	D10	28	9	91006-HA0-003	E3	37	22	91351-MAC-671	G16	79	54
90131-MEY-000	G15	78	39		D13	31	6	91007-KRN-671	D7	25	18	91356-KZ3-003	F10	57	34
90145-MS9-612	F5	52	16	90465-MC4-000	G1	64	26	91011-GCT-003	G13	76	24	91356-MW0-003	F10	57	35
	F15	62	12	90474-333-000	E3	37	16	91012-KA3-710	E8	42	36	91370-461-000	D10	28	13
90147-KPB-J10	F1	48	12	90482-567-000	D8	26	11	91012-P68-003	D11	29	20	91406-166-000	H6	85	26
90152-MEB-750	G15	78	40	90501-124-000	F1	48	13	91015-KZ4-701	F7	54	9	91410-679-000	D14	32	22
90153-KZ4-710	G16	79	41		G7	70	11	91022-KA4-740	E3	37	23	91413-679-000	G6	69	34
90170-MEB-670	G8	71	16	90501-444-000	E11	45	11	91025-KT7-003	E2	36	13	91560-MS8-600	G2	65	23
90204-MN5-000	E6	40	6	90501-GBL-730	G13	76	23	91051-KSC-003	G16	79	46				
90232-MB6-680	D2	20	16	90501-KRN-000	G6	69	33								
90235-KA4-000	D11	29	14	90501-KRN-710	G16	79	44								



PART NO. INDEX

Part Number	Address	Page	Ref.	Part Number	Address	Page	Ref.	Part Number	Address	Page	Ref.	Part Number	Address	Page	Ref.
94301-10160	D14	32	24	96001-06075-00	E4	38	38								
94301-12200	D3	21	25	96001-06085-00	D13	31	12								
	D9	27	3	96211-08000	G9	72	17								
94301-14200	E4	38	31	96220-30178	D12	30	5								
94303-08140	E2	36	14	96220-40080	E10	44	29								
94510-12000	E2	36	15	96300-06012-00	D1	19	7								
94510-14000	E10	44	28	96300-08025-00	E4	38	39								
94510-16000	E11	45	14	96300-08070-00	E4	38	40								
94520-14000	D15	33	25	96600-08028-00	E2	36	16								
94540-03010	G6	69	39												
95000				98000											
95002-02079	E13	47	42	98200-31500	H3	82	12								
	G7	70	16		H4	83	8								
95002-02080	H6	85	28	99000											
95002-02100	E4	38	32												
	H6	85	29	99101-357-1300	E13	47	43								
95002-02120	G6	69	40	99101-357-1320	E13	47	43								
95005-35270-20	G7	70	17	99103-440-0420	E13	47	44								
95012-13001	H3	82	11	99108-KSE-0600	E13	47	45								
95014-22100	F6	53	18	99108-MEB-0550	E13	47	45								
95015-54000	G9	72	15	99112-KRN-0680	E13	47	46								
95018-60321	G6	69	41												
95701-06010-00	F7	54	10												
96000															
96001-06012-00	D7	25	19												
	E4	38	33												
	G13	76	32												
96001-06014-00	G3	66	24												
	G4	67	11												
	H1	80	13												
96001-06016-00	G3	66	25												
	G6	69	42												
	G7	70	18												
	H1	80	14												
	H4	83	7												
	H6	85	30												
96001-06020-00	D3	21	26												
	D10	28	15												
96001-06020-07	F4	51	29												
96001-06022-00	F4	51	30												
	F5	52	21												
	G9	72	16												
96001-06028-00	D3	21	27												
	D9	27	4												
	D10	28	16												
	D13	31	11												
	E1	35	12												
96001-06030-00	G3	66	26												
96001-06030-07	D15	33	26												
96001-06035-00	D10	28	17												
96001-06040-00	E4	38	34												
96001-06045-00	E4	38	35												
	G13	76	33												
96001-06060-00	E4	38	36												
96001-06070-00	E4	38	37												

PART NAME INDEX

J 1

Part name	Address	Page	Ref.	Part name	Address	Page	Ref.	Part name	Address	Page	Ref.
[A]											
ADJUSTER, COMPRESSION DAMPING FORCE	G15	78	19	BEARING, SPHERICAL, 10	G16	79	48	BOLT, FLANGE, 6X22	F4	51	30
ADJUSTER, SPRING	G14	77	6	BINDER	E13	47	31		F5	52	21
ARM ASSY., KICK STARTER	G9	72	2	BLADDER	G15	78	20		G9	72	16
ARM COMP., EX. ROCKER	D4	22	6	BODY COMP., FRAME	H7	86	1	BOLT, FLANGE, 6X23.5	H5	84	21
ARM SET, LINK	E12	46	7	BODY COMP., RR. FRAME	H7	86	4	BOLT, FLANGE, 6X25	D8	26	9
ARM SUB ASSY., CUSHION	G15	78	27	BOLT-WASHER, 4X16	F15	62	14	BOLT, FLANGE, 6X28	D3	21	27
ARM, L. STEP	G10	73	7	BOLT-WASHER, 6X14	H7	86	23		D9	27	4
ARM, R. STEP	G10	73	4	BOLT-WASHER, 6X16	F8	55	3		D10	28	16
ARRESTER COMP., MUFFLER	G8	71	7	BOLT-WASHER, 6X20	D11	29	21		D13	31	11
AXLE, FR. WHEEL	F12	59	3	BOLT-WASHER, 6X28	G7	70	14	BOLT, FLANGE, 6X30	E1	35	12
AXLE, RR. WHEEL	F16	63	5	BOLT ASSY., FR. FORK	F9	56	15		D15	33	26
				BOLT A, PIN	F11	58	8		G3	66	26
				BOLT COMP., CENTER	F9	56	13	BOLT, FLANGE, 6X32	D14	32	11
				BOLT SET, ADJUSTING	F5	52	14	BOLT, FLANGE, 6X35	D10	28	17
				BOLT, 10X24	G11	74	7	BOLT, FLANGE, 6X40	D14	32	12
				BOLT, BREAK HEAD	E12	46	20		E4	38	34
				BOLT, COVER	E12	46	19	BOLT, FLANGE, 6X45	E4	38	35
				BOLT, CUSHION LOWER, 10X43.5	G16	79	41		G13	76	33
				BOLT, CUSHION UPPER, 10X53	G15	78	40	BOLT, FLANGE, 6X60	E4	38	36
				BOLT, DISK, 6X19	F12	59	16	BOLT, FLANGE, 6X70	E4	38	37
					F16	63	20	BOLT, FLANGE, 6X75	D14	32	13
				BOLT, ELEMENT SETTING	G6	69	18		E4	38	38
				BOLT, FLANGE SOCKET, 6X14	E7	41	20	BOLT, FLANGE, 6X85	D13	31	12
					E9	43	22	BOLT, FLANGE, 7X50	D2	20	13
				BOLT, FLANGE, 10X117	H7	86	12	BOLT, FLANGE, 7X60	D2	20	12
				BOLT, FLANGE, 10X138	H7	86	17	BOLT, FLANGE, 8X125	H7	86	13
				BOLT, FLANGE, 10X26	H7	86	18	BOLT, FLANGE, 8X18	G8	71	14
				BOLT, FLANGE, 10X58	H7	86	16	BOLT, FLANGE, 8X24	G8	71	13
				BOLT, FLANGE, 5X12	H7	86	14		G10	73	8
				BOLT, FLANGE, 5X16	D16	34	4	BOLT, FLANGE, 8X25	G11	74	5
				BOLT, FLANGE, 6MM	F10	57	27	BOLT, FLANGE, 8X25	E4	38	39
				BOLT, FLANGE, 6X10	D8	26	7	BOLT, FLANGE, 8X32	G12	75	19
					D10	28	7	BOLT, FLANGE, 8X35	F6	53	12
					F7	54	10		G8	71	15
				BOLT, FLANGE, 6X12	D1	19	7	BOLT, FLANGE, 8X40	F10	57	26
					D7	25	19		F11	58	15
					E4	38	33	BOLT, FLANGE, 8X45	F6	53	11
					G13	76	32		F7	54	8
				BOLT, FLANGE, 6X14	G3	66	24	BOLT, FLANGE, 8X55	H7	86	15
					G4	67	11	BOLT, FLANGE, 8X70	E4	38	40
					H1	80	13	BOLT, FR. DISK COVER	F12	59	17
				BOLT, FLANGE, 6X16	D8	26	8		F15	62	11
					D14	32	10	BOLT, HANDLE LEVER PIVOT	F3	50	21
					F1	48	12		F5	52	15
					F6	53	10	BOLT, HEAD COVER	D1	19	5
					F7	54	7	BOLT, HEX., 6X16	E6	40	5
					G3	66	25		E10	44	27
					G6	69	42	BOLT, HEX., 8X47.5	E11	45	13
					G7	70	10	BOLT, KICK ARM	G12	75	17
					H1	80	14	BOLT, KICK JOINT	G9	72	10
					H4	83	7		G9	72	4
					H6	85	30	BOLT, LINK, 12X120	G15	78	39
				BOLT, FLANGE, 6X20	D3	21	26	BOLT, LINK, 12X82	G15	78	37
					D10	28	15	BOLT, LINK, 12X92	G15	78	38
					F4	51	29	BOLT, OIL, 10X22	F5	52	16
									F15	62	12
								BOLT, PIN	F14	61	5
								BOLT, PLUG	F9	56	18
								BOLT, PROTECTOR	F10	57	28



PART NAME INDEX

J 2

Part name	Address	Page	Ref.	Part name	Address	Page	Ref.	Part name	Address	Page	Ref.
BOLT, RECESSED, 5X28	D2	20	14	CAP, 14MM	D14	32	14	CLIP, WIRE	H6	85	26
BOLT, SEALING, 16MM	H5	84	1	CAP, 30MM	D10	28	8	CLUTCH, ONE WAY	E2	36	6
BOLT, SETTING	E1	35	5	CAP, AIR VALVE	G14	77	8	COCK ASSY., FUEL	G2	65	1
BOLT, SIDE STAND PIVOT	G11	74	6	CAP, BLEEDER	F11	58	3	COLLAR A	G2	65	21
BOLT, SOCKET, 5X9	H3	82	9		F14	61	12		G4	67	10
BOLT, SOCKET, 8X28	E2	36	16	CAP, MASTER CYLINDER	F5	52	4	COLLAR A, CONNECTING ROD	G15	78	29
BOLT, SPECIAL, 12X28	E2	36	10		F15	62	4	COLLAR B, CUSHION	G15	78	26
BOLT, SPECIAL, 5X9	G2	65	19	CAP, OIL FILLER	D10	28	6	COLLAR C, CUSHION ARM	G15	78	24
BOLT, SPECIAL, 6MM	G8	71	16	CAP, RESERVE TANK	H5	84	14	COLLAR D, CUSHION ARM	G15	78	25
BOLT, SPECIAL, 8MM	G4	67	8	CAP, RIM HOLE	F16	63	16	COLLAR D, CUSHION ARM SIDE	G15	78	28
BOLT, STATOR COVER SETTING	G2	65	18	CAP, VALVE	F12	59	2	COLLAR, 17MM	E7	41	5
BOLT, STEP, 12MM	G10	73	9		F16	63	14	COLLAR, 20MM	E7	41	15
BOLT, STUD, 10X135	E3	37	14	CARBURETOR ASSY	E12	46	23	COLLAR, 24MM	E7	41	8
BOLT, STUD, 8X22	D3	21	24	CASE COMP., AIR CLEANER	G6	69	16	COLLAR, 6X4	H7	86	11
BOLT, UBS, 8X33	E7	41	21	CASE COMP., DAMPER	G14	77	9	COLLAR, AIR CLEANER	G6	69	33
BOLT, WIRE ADJUSTING	F3	50	20	CASE COMP., ROD GUIDE	G14	77	13	COLLAR, CHAIN TENSIONER	G12	75	11
BOOT B	F11	58	10	CENTER, CLUTCH	D11	29	3	COLLAR, CLUTCH OUTER	D11	29	13
	F14	61	16	CENTER, GEARSHIFT DRUM	E9	43	7	COLLAR, COUNTERSHAFT	E7	41	3
BOOT COMP.	F5	52	2	CHAIN, CAM	D8	26	1	COLLAR, COUNTERSHAFT THIRD			
	F15	62	3	CHAIN, DRIVE	G12	75	1	GEAR	E7	41	11
BOOT, PIN BUSH	F11	58	9	CHAMBER SET, FLOAT	E12	46	5	COLLAR, DRIVE SPROCKET	E7	41	19
	F14	61	15	CIRCLIP	F5	52	18	COLLAR, FR. DISTANCE	F12	59	5
BOX ASSY., SPEEDOMETER GEAR ..	F12	59	13		F15	62	9	COLLAR, FR. FENDER	F8	55	2
BRACKET SUB ASSY., L. FR.				CIRCLIP, EXTERNAL, 12MM	E2	36	15	COLLAR, GEARSHIFT LEVER			
CALIPER	F11	58	12	CIRCLIP, EXTERNAL, 14MM	E10	44	28	SETTING	H6	85	24
BRACKET SUB ASSY., RR.	F14	61	7	CIRCLIP, EXTERNAL, 16MM	E11	45	14	COLLAR, KICK SPINDLE	E11	45	9
BRACKET, L. HANDLE LEVER	F3	50	13	CIRCLIP, EXTERNAL, 17MM	E11	45	12	COLLAR, LINK SIDE	G15	78	30
BRACKET, L. HEAD HANGER	H7	86	10	CIRCLIP, EXTERNAL, 17MM	E11	45	12	COLLAR, L. FR. WHEEL	F12	59	4
BRACKET, L. STEP	G10	73	3	CIRCLIP, INTERNAL, 14MM	D15	33	25	COLLAR, L. RR. AXLE	F16	63	6
BRACKET, R. HEAD HANGER	H7	86	9					COLLAR, MAINSHAFT FOURTH GEAR ..	E7	41	13
BRACKET, R. STEP	G10	73	2	CIRCLIP, SPECIAL, 33MM	E3	37	17	COLLAR, PIVOT	F4	51	23
BRACKET, SIDE STAND	G11	74	1	CLAMP	H2	81	2	COLLAR, RADIATOR MOUNTING	H5	84	7
BRIDGE COMP., FORK TOP	F6	53	8	CLAMPER A, FR. BRAKE HOSE	F9	56	1	COLLAR, REBOUND NEEDLE	F9	56	12
BULB, HEADLIGHT	F1	48	8	CLAMPER B, FR. BRAKE HOSE	F9	56	3	COLLAR, RR. FENDER	H1	80	8
BUSH B, SLIDER	F9	56	11	CLAMPER, CORD	D16	34	2	COLLAR, RR. WHEEL DISTANCE	F16	63	9
BUSH C, SLIDER	F9	56	17	CLAMP B, WATER HOSE	H5	84	19	COLLAR, RR. WHEEL SIDE	F16	63	8
BUSH, GUIDE	F9	56	7	CLAMP, HOSE	G5	68	3	COLLAR, R. RR. AXLE	F16	63	7
BUSH, SLIDER	F9	56	8	CLAMP, MASTER CYLINDER OIL				COLLAR, SEAT FR.	G2	65	9
				HOSE	G6	69	28	COLLAR, SHIFTER	E9	43	10
[C]				CLAMP, TUBE	G2	65	22	COLLAR, SWINGARM PIVOT	G12	75	6
CABLE ASSY., SPEEDOMETER	F2	49	2	CLIP	E12	46	22	COLLAR, SWINGARM PIVOT SIDE	G12	75	8
CABLE ASSY., THROTTLE	F3	50	1	CLIP A, BREATHER TUBE	G6	69	20	COLLAR, SWINGARM, 49MM	G12	75	5
CABLE COMP., CLUTCH	F3	50	3	CLIP, 2X60	D14	32	22	COLLAR, TANK SETTING	G2	65	5
CABLE COMP., HOT STARTER	F3	50	2	CLIP, 2X70	G6	69	34	COLLAR, TENSIONER, 6X9	D8	26	3
CABLE, BATTERY EARTH	H3	82	7	CLIP, BREATHER TUBE	G5	68	2	COLLAR, WATER PASS, 16MM	D10	28	1
CABLE, STARTER MAGNETIC					G6	69	19	COLLAR, WATER PUMP GEAR	E6	40	4
BATTERY	H3	82	3		G7	70	1	COTTER, VALVE	D4	22	15
CABLE, STARTER MOTOR	H3	82	4	CLIP, FUEL HOSE	G7	70	12	COUNTERSHAFT	E7	41	2
CALIPER SUB ASSY., L. FR.				CLIP, FUEL TUBE	H7	86	3	COVER ASSY., AIR CLEANER	G5	68	5
BRAKE	F11	58	11	CLIP, OIL DRAIN TUBE	G5	68	1	COVER COMP., CYLINDER HEAD	D1	19	2
CALIPER SUB ASSY., RR. BRAKE ..	F14	61	6	CLIP, PISTON PIN, 10MM	D11	29	1	COVER COMP., DRIVE SPROCKET	D14	32	8
CAMSHAFT COMP.	D4	22	2	CLIP, PISTON PIN, 16MM	E5	39	5	COVER COMP., L. CRANKCASE	D14	32	2
CAP ASSY., FUEL TANK	G2	65	11	CLIP, THROTTLE WIRE	G7	70	2	COVER, BATTERY TERMINAL	H3	82	2
CAP ASSY., NOISE SUPPRESSOR ..	H4	83	3	CLIP, TUBE	E4	38	32				
CAP ASSY., RESERVE TANK	H5	84	16		E13	47	42	COVER, CLUTCH	D10	28	3
CAP COMP., CHAMBER	G15	78	22		G6	69	40	COVER, FR. DISK	F12	59	15
CAP COMP., RADIATOR	H5	84	5		G7	70	16	COVER, L. HANDLE LEVER	F3	50	16
CAP, 14MM	D2	20	15		H6	85	28	COVER, L. SIDE	G4	67	7
							29	COVER, OIL FILTER	D14	32	1

PART NAME INDEX

J 3

Part name	Address	Page	Ref.	Part name	Address	Page	Ref.	Part name	Address	Page	Ref.
COVER, RR. DISK	F14	61	9	[E]				GENERATOR ASSY., FLYWHEEL	D16	34	1
COVER, R. CRANKCASE	D10	28	2	ELEMENT, AIR CLEANER	G5	68	7	GRILLE, RADIATOR	H5	84	4
COVER, R. HANDLE LEVER	F5	52	13	EMBLEM, PRODUCT	F6	53	9	GRIP COMP., THROTTLE	F3	50	8
COVER, R. SIDE	G4	67	3	E-RING, 3MM	G6	69	39	GRIP, L. HANDLE	F3	50	9
	G5	68	13					GROMMET, ENGINE COVER	F2	49	4
COVER, STARTER MOTOR TERMINAL	H3	82	5	[F]				GROMMET, SIDE COVER	F1	48	11
COVER, THROTTLE	E13	47	25	FENDER SET, RR.	H1	80	7	GUARD, L. ENGINE	H7	86	7
COVER, WATER PUMP	D13	31	2	FENDER SUB ASSY., FR.	F8	55	1	GUARD, RR. CALIPER	F14	61	10
CRANKCASE COMP., L.	E3	37	6	FILTER COMP., ENGINE OIL	D14	32	5	GUARD, R. ENGINE	H7	86	8
CRANKCASE COMP., R.	E3	37	1	FLAP, TIRE	F12	59	11	GUIDE COMP., TUBE	E3	37	18
CRANKSHAFT COMP.	E5	39	1	FLOAT SET	E12	46	3	GUIDE, CAM CHAIN	D8	26	6
CUSHION ASSY., RR.	G14	77	1	FORK SUB ASSY., L. FR.	F10	57	23	GUIDE, CHAIN	G12	75	9
CUSHION, C.D.I. UNIT	H4	83	1	FORK SUB ASSY., R. FR.	F9	56	20	GUIDE, CLUTCH CABLE	H7	86	2
CUSHION, HANDLE PIPE	F6	53	7					GUIDE, DRIVE CHAIN	D14	32	9
CYLINDER	D9	27	1	FORK, CENTER GEARSHIFT	E9	43	3	GUIDE, EX. VALVE	D2	20	3
CYLINDER ASSY., RR. BRAKE				FORK, L. GEARSHIFT	E9	43	2	GUIDE, FR. BRAKE HOSE	F6	53	3
	MASTER	F15	62	FORK, R. GEARSHIFT	E9	43	1		F7	54	2
CYLINDER SUB ASSY., FR. BRAKE				FUSE, BLADE	H3	82	12	GUIDE, IN. VALVE	D2	20	2
	MASTER	F5	52		H4	83	8	GUIDE, MAIN HARNESS	H5	84	20
C.D.I. UNIT	H4	83	2	[G]				GUIDE, RR. BRAKE HOSE	G12	75	3
				GASKET SET	E12	46	1	GUIDE, SPEEDOMETER CABLE	F7	54	1
[D]				GASKET, CLUTCH COVER	D10	28	4		F9	56	2
DAMPER COMP., FR.	F9	56	10	GASKET, CRANKCASE	E3	37	5	[H]			
DAMPER COMP., RR.	G14	77	3	GASKET, CYLINDER	D9	27	2	HARNESS, WIRE	H4	83	5
DIAL, CLUTCH CABLE ADJUSTING	F3	50	18	GASKET, CYLINDER HEAD	D2	20	4	HEADLIGHT UNIT COMP.	F1	48	7
DIAPHRAGM	F5	52	7	GASKET, EX. MUFFLER	G8	71	1	HEAD ASSY., CYLINDER	D2	20	1
	F15	62	7	GASKET, EX. PIPE	G8	71	2	HEAT GUARD	G4	67	5
DIAPHRAGM SET, PUMP	E12	46	9	GASKET, FLOAT CHAMBER	E13	47	26	HOLDER B1, HANDLE PIPE UPPER ..	F6	53	18
DISK A, CLUTCH FRICTION	D11	29	5	GASKET, HEAD COVER	D1	19	4	HOLDER COMP., STARTER GEAR	E2	36	5
DISK B, CLUTCH FRICTION	D11	29	6	GASKET, L. COVER	D14	32	3	HOLDER SET, BRUSH	E1	35	6
DISK, FR. BRAKE	F12	59	14	GASKET, R. COVER	D10	28	5	HOLDER, HANDLE UNDER	F6	53	6
DISK, RR. BRAKE	F16	63	17	GASKET, TENSIONER LIFTER	D8	26	5	HOLDER, L. LEVER BRACKET	F3	50	15
DOWEL PIN, 10X16	D14	32	24	GASKET, WATER PUMP	D13	31	3	HOLDER, MASTER CYLINDER	F5	52	5
DOWEL PIN, 12X20	D3	21	25	GAUGE, AIR PRESSURE	H8	87	4	HOLDER, NEEDLE JET	E13	47	27
	D9	27	3	GAUGE, OIL LEVEL	D14	32	7	HOSE A, WATER	H5	84	9
DOWEL PIN, 14X20	E4	38	31	GEAR COMP., STARTER IDLE	E11	45	3	HOSE B, WATER	H5	84	10
DOWEL PIN, 8X10	D13	31	10	GEAR COMP., STARTING DRIVEN	E2	36	3	HOSE COMP., FR. BRAKE	F5	52	1
	E4	38	30	GEAR COMP., WATER PUMP	D13	31	4	HOSE D, WATER	H5	84	11
DOWEL PIN, 8X14	D10	28	14	GEAR, BALANCER DRIVE	E2	36	1	HOSE D, WATER UPPER	H5	84	12
	D14	32	23	GEAR, BALANCER DRIVEN	E6	40	2	HOSE, RR. BRAKE	F15	62	1
	E2	36	14	GEAR, COUNTERSHAFT FIFTH	E7	41	17	HOUSING, UNDER THROTTLE	F3	50	11
DOWEL PIN, 9X14	D2	20	21	GEAR, COUNTERSHAFT FOURTH	E7	41	14	HOUSING, UPPER THROTTLE	F3	50	10
D-RING, 22MM	E8	42	38	GEAR, COUNTERSHAFT LOW	E7	41	4	HUB SUB ASSY., FR.	F12	59	6
DRUM, GEARSHIFT	E9	43	6	GEAR, COUNTERSHAFT SECOND	E7	41	7	HUB SUB ASSY., RR.	F16	63	10
DUST SEAL, 15X20X2.5	G9	72	13	GEAR, COUNTERSHAFT THIRD	E7	41	10	[I]			
DUST SEAL, 16X26X3	G16	79	54	GEAR, MAINSHAFT FIFTH	E7	41	16	IMPELLER, WATER PUMP	D13	31	1
DUST SEAL, 17X20X2.5	G9	72	9	GEAR, MAINSHAFT FOURTH	E7	41	12	INSULATOR, CARBURETOR	D2	20	5
DUST SEAL, 17.5X26X3	G16	79	52	GEAR, MAINSHAFT SECOND	E7	41	6	[J]			
DUST SEAL, 22X29X4	G13	76	28	GEAR, MAINSHAFT THIRD	E7	41	9	JET COMP., PISTON, #80	E3	37	8
DUST SEAL, 25X32X4	G16	79	51	GEAR, OIL PUMP DRIVEN	D12	30	2	JET, BY-STARTER, #68	E13	47	46
DUST SEAL, 30X37X4	G13	76	27	GEAR, PRIMARY DRIVE	E2	36	2	JET, LEAK, #55	E13	47	45
DUST SEAL, 32X43X7	G1	64	29	GEAR, STARTING IDLE	E2	36	9	JET, LEAK, #60	E13	47	45
DUST SEAL, 46X58X7	F12	59	22	GEAR, STARTING REDUCTION	E2	36	8	JET, MAIN, #130	E13	47	43
DUST SEAL, RR. CUSHION PIVOT	G16	79	53	GEAR, WATER PUMP DRIVE	E6	40	3				
DUST SEAL, STEERING HEAD	F7	54	3								
			4								

PART NAME INDEX

J 4

Part name	Address	Page	Ref.	Part name	Address	Page	Ref.	Part name	Address	Page	Ref.
JET, MAIN, #132	E13	47	43	NUT, FLANGE, 5MM	H1	80	10	0-RING, 21.5X1.5	G16	79	49
JET, SLOW, #42	E13	47	44	NUT, FLANGE, 6MM	F5	52	20	0-RING, 24.4X3.1	E1	35	9
JOINT ASSY., FUEL	G2	65	3		F6	53	17	0-RING, 26.2X1.9	G16	79	50
JOINT SET, FUEL	E12	46	15		G7	70	15	0-RING, 26.7X3.5	F10	57	30
JOINT, BOOST	D2	20	9		H1	80	11	0-RING, 27X2	D10	28	12
JOINT, BRAKE ROD	F15	62	10		H6	85	27	0-RING, 27.7X1.9	F10	57	31
JOINT, DRIVE CHAIN	G12	75	2	NUT, FLANGE, 8MM	G8	71	18	0-RING, 37.2X2.4	F10	57	35
JOINT, KICK ARM	G9	72	3		H7	86	24	0-RING, 39.8X2.2	D14	32	19
JOINT, THREE WAY	E3	37	10	NUT, FR. AXLE	F12	59	19	0-RING, 3.5X1.5	F10	57	33
JOINT, TWO WAY	G6	69	27	NUT, HEX., 14MM	E6	40	6	0-RING, 3.5X43.7	G14	77	15
JOINT, WATER	D2	20	10	NUT, HEX., 5MM	G6	69	38	0-RING, 42.5X2.0	G14	77	16
				NUT, HEX., 6MM	F15	62	15	0-RING, 44.7X2.4	F10	57	34
[K]					H1	80	9	0-RING, 4X2	E1	35	10
KEY, SPECIAL WOODRUFF, 25X14	E5	39	6	NUT, HEX., 8MM	F13	60	24	0-RING, 5.5X1.4	F12	59	23
					G1	64	30	0-RING, 8.5X1.7	D14	32	17
[L]					G12	75	22	0-RING, 9.8X1.9	G7	70	13
LABEL, DRIVE CHAIN	H9	88	2	NUT, LOCK	F9	56	16	OUTER COMP., CLUTCH	D11	29	2
LABEL, IGNITION NOISE	H9	88	1	NUT, SPECIAL, 6X7	H1	80	5	OUTER, STARTING CLUTCH	E2	36	4
LABEL, RESTRICTED USE	H9	88	3	NUT, SPEED, 3MM	G4	67	9				
LABEL, RR. DAMPER WARNING	G15	78	35	NUT, SPRING, 6MM	G8	71	10	[P]			
			36	NUT, SQUARE, 5MM	D2	20	8	PACKING, FUEL CAP	G2	65	12
LEATHER COMP., SEAT	G4	67	2	NUT, STEERING STEM	F6	53	13	PACKING, MUFFLER	G8	71	9
LEVER COMP., CLUTCH LIFTER	E3	37	12	NUT, U, 10MM	F6	53	14	PACKING, RESERVE TANK	H5	84	17
LEVER SET, PUMP	E12	46	13		G11	74	8	PAD SET, FR.	F11	58	4
LEVER SET, R. HANDLE	F5	52	11	NUT, U, 12MM	G16	79	42	PAD SET, RR.	F14	61	1
LEVER, HOT STARTER	F3	50	19	NUT, U, 22MM	G1	64	23	PAWL A, RATCHET	E9	43	11
LEVER, L. STEERING HANDLE	F3	50	17	NUT, U, 6MM	F3	50	22	PAWL B, RATCHET	E9	43	12
LIFTER ASSY., TENSIONER	D8	26	4		F12	59	18	PEDAL COMP., CHANGE	G9	72	1
LIFTER, VALVE	D4	22	10		G1	64	22	PEDAL, RR. BRAKE	G9	72	6
LOCK, PURSE	D16	34	3	NUT, U, 8MM	G1	64	24	PIECE, CLUTCH LIFTER	D11	29	9
	F3	50	4	NUT, U, HEX. 14MM	G12	75	21	PINION COMP., KICK STARTER	E11	45	2
								PIN D, JOINT	G9	72	15
[M]				[O]				PIN, ADJUST SCREW	E13	47	39
MARK	H10	89	3	OIL SEAL SET	G14	77	18	PIN, BRAKE LOCK LEVER PIVOT	G6	69	29
			4	OIL SEAL, 10X21X5	D14	32	18	PIN, GEARSHIFT RETURN SPRING	E9	43	20
MARK, CAUTION	H9	88	4	OIL SEAL, 12X18X3	E4	38	29	PIN, HANGER	F11	58	14
MARK, L. RADIATOR SHROUD	H10	89	2	OIL SEAL, 12X22X5	D13	31	8		F14	61	8
MARK, R. RADIATOR SHROUD	H10	89	1	OIL SEAL, 14X22X5	E4	38	27	PIN, PISTON	E5	39	4
METER ASSY., TRIP	F2	49	1	OIL SEAL, 16.5X25X5	D10	28	10	PIN, SHIFTER	E9	43	8
MOTOR ASSY., STARTING	E1	35	2	OIL SEAL, 20X33X5	E4	38	28	PIN, SNAP, 8MM	G9	72	12
MUDGUARD, AIR CLEANER CASE	G5	68	11	OIL SEAL, 26X37X7	F12	59	21	PIN, SPLIT, 2.0X12	G9	72	14
MUFFLER COMP.	G8	71	3	OIL SEAL, 28X37X7	E8	42	37	PIN, SPLIT, 2.5X15	G10	73	11
				OIL SEAL, 38X52X7	E3	37	25	PIN, STEP JOINT	G10	73	1
				OIL SEAL, 39X56X7.5	E4	38	26	PIN, VISOR HINGE	G6	69	30
				ORIFICE, #170	E3	37	19	PIPE ASSY., AIR	G7	70	7
				0-RING	E1	35	11	PIPE COMP., EX.	G8	71	4
				0-RING, 11.8X3.55	G2	65	4	PIPE COMP., L. SLIDE	F10	57	22
				0-RING, 11.9X2.2	D10	28	13	PIPE COMP., R. SLIDE	F9	56	9
				0-RING, 13.5X1.4	H6	85	25	PIPE, BREATHER	G6	69	26
				0-RING, 13.8X2.5	D2	20	22	PIPE, CP	F1	48	4
					D14	32	20	PIPE, STEERING HANDLE	F6	53	4
				0-RING, 15.8X2.4	D10	28	11	PISTON	E5	39	3
				0-RING, 18X3	D14	32	21		F11	58	5
				0-RING, 18.8X1.9	F10	57	32		F14	61	13
				0-RING, 19X3	D3	21	23	PISTON SET, MASTER CYLINDER	F5	52	10
				0-RING, 1.3X4.3	E12	46	18		F15	62	5
								PIVOT, SHIFT DRUM STOPPER ARM	E9	43	21
								PLATE	G4	67	4

PART NAME INDEX

J 5

Part name	Address	Page	Ref.	Part name	Address	Page	Ref.	Part name	Address	Page	Ref.
PLATE, AIR CLEANER CASE FR. . .	G5	68	9	RING, STOPPER	G15	78	34	SCREW, TAPPING, 5X16	G6	69	36
PLATE, BEARING HOLDER	E3	37	15	RING, WEAR	F9	56	19	SEAL A, AIR CLEANER COVER	G5	68	12
	E6	40	8	ROD COMP.	G14	77	10	SEAL SET, FR. FORK	F10	57	21
	E7	41	23	ROD COMP., PISTON	G14	77	5	SEAL SET, PISTON	F11	58	1
	E9	43	24	ROD COMP., PUSH	F15	62	8		F14	61	2
PLATE, BREATHER	D1	19	3	ROD SUB ASSY., CUSHION				SEAL, AIR CLEANER CASE	G5	68	10
PLATE, BUFFER	E13	47	33					SEAL, DUST	F10	57	29
PLATE, CAM CHAIN GUIDE	E3	37	7	CONNECTING	G15	78	32	SEAL, RADIATOR CAP	H5	84	8
PLATE, CHAIN GUIDE	G12	75	10	ROD, CLUTCH LIFTER	D11	29	12	SEAL, RING	D1	19	1
PLATE, CLUTCH	D11	29	7	ROLLER	E13	47	28	SEAL, VALVE STEM	D4	22	1
PLATE, CLUTCH PRESSURE	D11	29	8	ROLLER COMP., CHAIN LOWER	G12	75	15	SEAL, WATER PUMP	D13	31	9
PLATE, CLUTCH SWITCH	F3	50	14	ROLLER, 3X17.8	D12	30	5	SEAT COMP.	G4	67	1
PLATE, COUNTERSHAFT BEARING	E8	42	36	ROLLER, 4X8	E10	44	29	SEAT, JUDDER SPRING	D11	29	4
PLATE, DIAPHRAGM	F15	62	6	ROLLER, CHAIN	G12	75	14	SEAT, SPRING	G15	78	33
PLATE, END	G14	77	12	ROTOR, OIL PUMP INNER	D12	30	3	SEAT, VALVE SPRING	D4	22	14
PLATE, GUIDE	E9	43	14	ROTOR, OIL PUMP OUTER	D12	30	4	SENSOR ASSY., THROTTLE	E12	46	17
PLATE, OIL GUIDE	E11	45	1	RUBBER, BATTERY	H1	80	4	SEPARATOR COMP.	F5	52	6
PLATE, RATCHET SLIDER	E11	45	8		H7	86	5	SET RING, 20MM	E8	42	30
PLATE, SPRING	G6	69	31	RUBBER, FUEL TANK MOUNTING	G2	65	7	SET RING, 22MM	E8	42	31
PLATE, WEIGHT SETTING	D4	22	4	RUBBER, LIGHT FOAM	F1	48	10	SHAFT A, SHIFT FORK	E9	43	4
PLUG, BREATHER TUBE	G6	69	22	RUBBER, MOUNTING	D1	19	6	SHAFT B, SHIFT FORK	E9	43	5
PLUG, PIN	F11	58	13	RUBBER, PROTECTOR PACKING	F1	48	1	SHAFT COMP., BALANCER	E6	40	1
PLUG, SPARK	D2	20	11	RUBBER, RADIATOR MOUNTING	H5	84	6	SHAFT COMP., MAIN	E7	41	1
PLUNGER, PAWL	E9	43	13	RUBBER, RR. FENDER CUSHION	G7	70	9	SHAFT SET, THROTTLE	E12	46	12
PROTECTOR, EX. PIPE	G8	71	5	RUBBER, SEAT RAIL	H7	86	6	SHAFT, BRAKE PIVOT	G9	72	8
PROTECTOR, HANDLE	F6	53	5	RUBBER, SIDE COVER	G8	71	11	SHAFT, EX. ROCKER ARM	D4	22	7
PROTECTOR, L. FR. FORK	F10	57	25	RUBBER, SIDE COVER STOPPER	G4	67	6	SHAFT, OIL PUMP	D12	30	1
PROTECTOR, MUFFLER	G8	71	6	RUBBER, SILENCER	G2	65	15	SHAFT, SWINGARM PIVOT	G12	75	4
PROTECTOR, R. FR. FORK	F10	57	24	RUBBER, STOPPER	G14	77	11	SHIFTER, DRUM	E9	43	9
								SHIM, TAPPET	D4	22	16
									D5	23	16
[R]				[S]							
RADIATOR, L.	H5	84	3	SCREEN SET, FUEL STRAINER	G2	65	2				
RADIATOR, R.	H5	84	2	SCREEN, OIL FILTER	E3	37	9				
RATCHET, STARTER	E11	45	4	SCREW-WASHER, 4X14	E13	47	41		D6	24	17
RECEIVER, CLUTCH CABLE	E1	35	1	SCREW-WASHER, 4X24	D16	34	5		D7	25	17
RECTIFIER COMP., REGULATOR	H4	83	4	SCREW-WASHER, 4X8	E13	47	40	SHROUD SET, L. RADIATOR	G2	65	17
REFLECTOR, FR. REFLEX	F6	53	2	SCREW SET A	E12	46	6	SHROUD SET, R. RADIATOR	G2	65	16
REFLECTOR, REFLEX	H1	80	2	SCREW SET B	E12	46	10	SLIDER, CHAIN	G12	75	12
REFLECTOR, RR. REFLEX	H1	80	1	SCREW SET, JET NEEDLE	E12	46	11	SLIDER, THROTTLE CABLE	F3	50	12
RETAINER	F11	58	7	SCREW, 5X12	G2	65	20	SOCKET COMP., HEADLIGHT	F1	48	6
RETAINER, 6MM	G5	68	14	SCREW, BLEEDER	F11	58	2	SPANNER A, PIN	H8	87	1
RETAINER, BRACKET	F14	61	4		F14	61	11	SPINDLE COMP., GEARSHIFT	E9	43	18
RETAINER, RR. WHEEL BEARING	F16	63	4	SCREW, FLAT, 4X12	F5	52	19	SPINDLE, KICK STARTER	E11	45	6
RETAINER, VALVE SPRING	D4	22	13	SCREW, FLAT, 6X10	E8	42	39	SPOKE SET, FR.	F12	59	1
RIM, FR. WHEEL	F12	59	8	SCREW, FLAT, 8X31	G1	64	21	SPOKE SET, RR.	F16	63	1
RIM, RR. WHEEL	F16	63	12	SCREW, PAN	E12	46	21				
RING	E1	35	7	SCREW, PAN, 4X12	F4	51	25	SPRING ASSY., RR. BRAKE RETURN	G9	72	7
	F5	52	8	SCREW, PAN, 4X14	F4	51	26	SPRING ASSY., SIDE STAND	G11	74	4
				SCREW, PAN, 4X55	F1	48	2	SPRING, BEAM ADJUSTING	F1	48	3
RING SET, PISTON	E5	39	2	SCREW, PAN, 5X10	F4	51	27	SPRING, BRAKE LEVER	F5	52	12
RING, BACK UP	F9	56	6	SCREW, PAN, 5X8	G12	75	18	SPRING, CARBON BRUSH	E1	35	4
RING, FRICTION	E2	36	7		G13	76	29	SPRING, CLUTCH	D11	29	10
RING, OIL SEAL STOPPER	F9	56	14					SPRING, DECOMPRESSION	D4	22	5
RING, PISTON	G14	77	14	SCREW, SPECIAL FLAT, 6X17	E3	37	13	SPRING, DRUM STOPPER	E9	43	17
RING, STOPPER	F14	61	14	SCREW, SPECIAL, 5X9.5	H2	81	5	SPRING, EX. VALVE	D4	22	12
	G14	77	17	SCREW, TAPPING, 4X10	F10	57	36	SPRING, FR. FORK	F9	56	4
	G15	78	21	SCREW, TAPPING, 4X12	G6	69	35	SPRING, GEARSHIFT RETURN	E9	43	19
				SCREW, TAPPING, 4X8	H2	81	4	SPRING, IN. VALVE	D4	22	11
				SCREW, TAPPING, 5X10	F1	48	14	SPRING, JUDDER	D11	29	11



PART NAME INDEX

J 6

Part name	Address	Page	Ref.	Part name	Address	Page	Ref.	Part name	Address	Page	Ref.
SPRING, KICK STARTER	G9	72	5	TUBE, AIR CLEANER CONNECTING ..	G6	69	17	WASHER, PLAIN, 5MM	G13	76	31
SPRING, L. STEP RETURN	G10	73	6	TUBE, AIR PIPE	G7	70	8	WASHER, PLAIN, 6MM	H1	80	12
SPRING, OIL FILTER	D14	32	6	TUBE, AIR VENT	E13	47	35	WASHER, PLAIN, 8MM	G8	71	19
SPRING, PAD	F11	58	6	TUBE, DRAIN	G6	69	21				20
	F14	61	3	TUBE, OUTER	F9	56	5		G10	73	10
SPRING, PAWL PLUNGER	E9	43	15	TUBE, OVERFLOW	E13	47	34	WASHER, PLAIN, 9MM	D2	20	17
SPRING, RATCHET	E11	45	5	TUBE, RADIATOR BREATHER	H5	84	13	WASHER, RADIATOR MOUNTING	H6	85	23
SPRING, RR. CUSHION	G14	77	2	TUBE, RESERVE TANK DRAIN	H5	84	15	WASHER, SEALING, 5MM	D2	20	19
SPRING, R. STEP RETURN	G10	73	5	TUBE, TIRE	F12	59	10	WASHER, SEALING, 6MM	D8	26	10
SPRING, STARTER RETURN	E11	45	7		F16	63	18	WASHER, SEALING, 6.5MM	D10	28	9
SPROCKET, DRIVE	E7	41	18	TY-RAP, CABLE	G2	65	23		D13	31	6
SPROCKET, FINAL DRIVEN	F16	63	3					WASHER, SEALING, 7MM	D13	31	5
STAND COMP., MAIN	G11	74	2	[V]				WASHER, SEALING, 8MM	E3	37	16
START SET, HOT	E12	46	8	VALVE ASSY., AIR SUCTION	G7	70	3	WASHER, SEAT MOUNTING	H1	80	6
STAY COMP., AIR SUCTION VALVE	G7	70	4	VALVE ASSY., RELIEF	D14	32	4	WASHER, SPECIAL, 6MM	D8	26	11
STAY, AIR CLEANER ELEMENT	G5	68	6	VALVE COMP., REED	E3	37	11	WASHER, SPLINE, 20MM	E8	42	28
STAY, COUPLER	F2	49	3	VALVE SET, FLOAT	E12	46	2	WASHER, SPRING, 24MM	E8	42	29
STAY, FR. REFLECTOR	F6	53	1	VALVE SET, FLOATING	E12	46	14	WASHER, SPRING, 4MM	F4	51	28
STAY, RR. REFLECTOR	H1	80	3	VALVE SET, STARTER	E12	46	16	WASHER, SPRING, 8MM	F13	60	25
STAY, TAILLIGHT	H2	81	3	VALVE, EX.	D4	22	9		G1	64	31
STEM SUB ASSY., STEERING	F7	54	5	VALVE, IN.	D4	22	8	WASHER, STEERING STEM	F6	53	15
STOPPER COMP., DRUM	E9	43	16	VALVE, THROTTLE	E12	46	24	WASHER, SWINGARM SIDE	G12	75	7
STOPPER, BEAD	F12	59	12	VISOR SET, FR.	F1	48	9	WASHER, THRUST	G15	78	31
	F16	63	15					WASHER, THRUST INVOLUTE,			
STOPPER, SPRING SEAT	G14	77	4	[W]				22X21X1	E7	41	22
STRAP, CABLE, 118MM	D2	20	20	WASHER, 10MM	H7	86	20	WASHER, THRUST, 12MM	E2	36	12
STUD, 6X21	G5	68	15	WASHER, 12MM	D11	29	18	WASHER, THRUST, 13MM	D14	32	15
SWINGARM SUB ASSY., RR.	G12	75	16	WASHER, 14MM	E6	40	7	WASHER, THRUST, 17MM	E11	45	10
SWITCH ASSY., ENGINE STOP	F3	50	5		E9	43	25	WASHER, THRUST, 17.2MM	E8	42	24
SWITCH ASSY., FR. STOP	F3	50	7		G13	76	23	WASHER, THRUST, 20MM	D11	29	16
SWITCH ASSY., STARTER	F3	50	6	WASHER, 16.8X24	E11	45	11	WASHER, THRUST, 22X30X1	E8	42	26
SWITCH ASSY., STARTER MAGNETIC	H3	82	8	WASHER, 18X32X2	D11	29	17	WEIGHT, DECOMPRESSION	D4	22	3
				WASHER, 22X32X1.5	E8	42	27	WHEEL SUB ASSY., FR.	F12	59	7
[T]				WASHER, 22X35X2	G1	64	25	WHEEL SUB ASSY., RR.	F16	63	11
TAILLIGHT UNIT	H2	81	1	WASHER, 24X32X1	E8	42	25	WRENCH, NIPPLE	H8	87	2
TANK COMP., FUEL	G2	65	6	WASHER, 26X10.5	G9	72	11	WRENCH, PLUG	H8	87	3
TANK, RADIATOR RESERVE	H5	84	18	WASHER, 5.4X14X0.5	G5	68	14				
TENSIONER COMP., CAM CHAIN	D8	26	2	WASHER, 6MM	G8	71	17				
TERMINAL SET, BRUSH	E1	35	3	WASHER, 6.1MM	E9	43	23				
THREAD, STEERING HEAD TOP	F7	54	6	WASHER, 8MM	G1	64	26				
TIRE, FR.	F12	59	9	WASHER, AIR CLEANER COVER							
TIRE, RR.	F16	63	13	SETTING	G5	68	14				
T-JOINT	G5	68	4	WASHER, CAMSHAFT THRUST	D2	20	18				
TOP SET	E12	46	4	WASHER, CHAIN SLIDER	G12	75	13				
TUBE A, AIR SUCTION VALVE	G7	70	5	WASHER, FR. COVER SETTING	F1	48	13				
TUBE A, BREATHER	E3	37	2		G7	70	11				
	G6	69	23	WASHER, HEAD HANGER PLATE	H7	86	21				
TUBE A, FUEL	G2	65	14	WASHER, LOCK, 18MM	D11	29	15				
TUBE B, AIR SUCTION VALVE	G7	70	6	WASHER, OIL BOLT	F5	52	17				
TUBE B, BREATHER	E3	37	3		F15	62	13				
	G6	69	24	WASHER, PLAIN	E13	47	29				
TUBE B, FUEL	G2	65	13				30				
TUBE COMP., AIR VENT	E13	47	36	WASHER, PLAIN, 10MM	F6	53	16				
				WASHER, PLAIN, 12MM	D16	34	6				
TUBE COMP., FUEL CAP BREATHER	G2	65	10		E2	36	11				
TUBE C, BREATHER	E3	37	4		G16	79	44				
	G6	69	25				45				
TUBE, 3.5X270	G7	70	17								

1

FOREWORD INDEX

2

ENGINE GROUP

3

FRAME GROUP

4

PART NUMBER INDEX

5

PART NAME INDEX

HONDA
The Power of Dreams

September 07, 2014



PARTS CATALOG NEWS

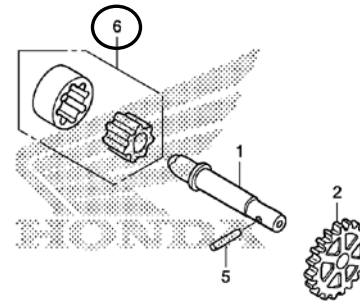
Honda Motor Co., Ltd.
Service Division Service Technology

PARTS CATALOG - CORRECTED

Printed in Japan

CODE NO.	14KSCD02
PARTS CATALOG NEWS	CRF250X CRF250X'13/'15
NEWS NO.	001

Block No.	Ref. No.	Note	Part No.	Description	Reqd. QTY	Serial No.	Parts catalog code
E-8					CRF250X 13 '15		
				OIL PUMP			



KSC8E0800A

E-8 3 E 15331-324-000 *PARTS NO. DELETION

NOTE A:PART NO. CHANGE D:NEWLY PROVIDED E:PART NO. DELETION K:REQUIRED NO. CORRECTION L:APPLICATION SERIAL NO. CORRECTION
M:PART DESCRIPTION CORRECTION T:APPLICATION CORRECTION Z:REMARKS CHANGE

PARTS CATALOG NEWS

BOOKNo. :14KSCD02

Block No.	Ref. No.	Note	Part No.	Description	Reqd. QTY		Serial No.	Parts catalog code
	4	E	15332-324-000	*PARTS NO. DELETION				
	6	D	15021-324-000	ROTOR SET, OIL PUMP.....	1	1		

CRF250X
'13 '15

NOTE A:PART NO. CHANGE D:NEWLY PROVIDED E:PART NO. DELETION K:REQUIRED NO. CORRECTION L:APPLICATION SERIAL NO. CORRECTION
M:PART DESCRIPTION CORRECTION T:APPLICATION CORRECTION Z:REMARKS CHANGE

February 01, 2015



PARTS CATALOG NEWS

Honda Motor Co., Ltd.
Service Division Service Technology

PARTS CATALOG - CORRECTED

Printed in Japan

CODE NO.	14KSCD02
PARTS CATALOG NEWS	CRF250X CRF250X'13/'15
NEWS NO.	002

Block No.	Ref. No.	Note	Part No.	Description	Reqd. QTY		Serial No.	Parts catalog code
E-15	1	L	13000-KSC-A10	CRANKSHAFT COMP.	1	1	----- 5601148	
		D	13000-KSC-A11	1	1	5601149 -----	

NOTE A:PART NO. CHANGE D:NEWLY PROVIDED E:PART NO. DELETION K:REQUIRED NO. CORRECTION L:APPLICATION SERIAL NO. CORRECTION
M:PART DESCRIPTION CORRECTION T:APPLICATION CORRECTION Z:REMARKS CHANGE