

# ***CRF450X***

**CRF450X<sub>5</sub>**  
**CRF450X<sub>6</sub>**  
**CRF450X<sub>7</sub>**  
**CRF450X<sub>8</sub>**  
**CRF450X<sub>9</sub>**  
**CRF450X<sub>B</sub>**  
**CRF450X<sub>C</sub>**  
**CRF450X<sub>D</sub>**

**PARTS CATALOGUE**

**8**



[CRF450X5]

---

FOREWORD INDEX

**1**

---

ENGINE GROUP

**2**

---

FRAME GROUP

**3**

---

PART NUMBER INDEX

**4**

---

PART NAME INDEX

**5**

---



**Instruction for use of parts catalogue**

- **This parts catalogue has been created as of November 01, 2012.**
  - Since this date, the sales practice for repair parts may have been changed or the parts may have been eliminated (listed for those not for sale).
  - The modified information is reflected on the latest Electronic Parts Catalogue (EPC). Also, refer to the parts catalogue news for any change.
  - See the parts catalogue news for any revision that is made after November 01, 2012.
- **Always specify the part number when ordering a part.**
  - Check the model, type, serial numbers, color, maker, and the size as needed before ordering a part.
  - Note that the illustrations (part drawings) can differ from the actual parts in shape. They are given just to help you to refer to the parts.
- **When modifications or additions to this parts catalogue are made, a revised edition will be issued at an appropriate time, with successively progressing revision numbers on the cover. We recommend obtaining such revisions in order to keep your parts catalogue up-to-date at all times. To check whether a parts catalogue revision has been issued, please contact your Honda distributor.**

Initial version issue date  
February 10, 2005  
**Honda Motor Co., Ltd.**

**CONTENTS**

	Page	Address No.
● Instruction for use of parts catalogue .....	1	B 1
● How to refer to the part information .....	2	B 2
● Part catalogue structure .....	3	B 3
● When the parts were revised .....	4	B 4
● Abbreviations used in the parts catalogue.....	4	B 4
● Part block and serial number check .....	5	B 5
● Models, parts catalogue codes and applicable serial numbers .....	6	B 6
● Fuel hose, general purpose hoses and vinyl hose .....	7	B 7
● FLAT RATE SERVICE TIME.....	11	B11
● Illustrated index .....	16	B16
● ENGINE GROUP.....	23	D 1
● FRAME GROUP.....	58	G 1
● PART NO. INDEX.....	109	K 1
● PART NAME INDEX.....	115	L 1

**1**

**2**

**3**

**4**

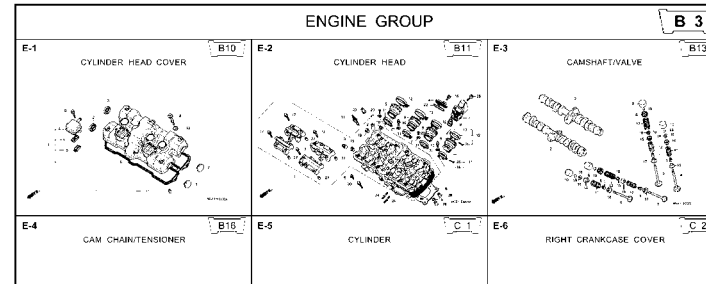
**5**

**1**



How to refer to the part information

A Reference with "Illustrated index"

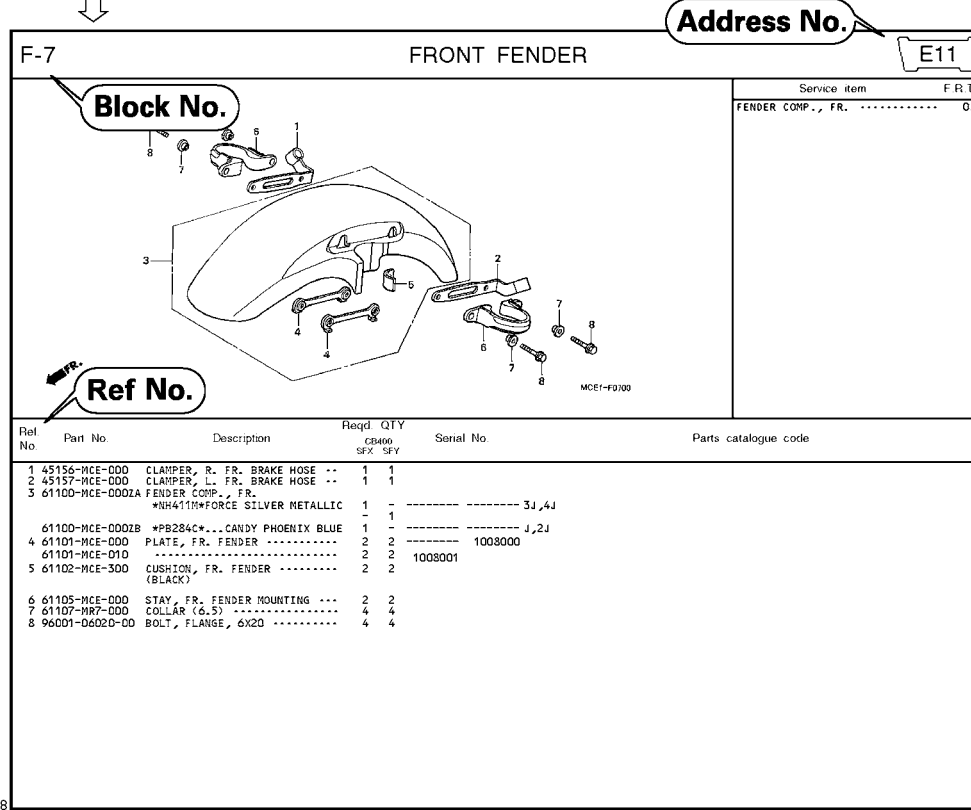


B Reference with "Part number index"

PART NO. INDEX					
Part Number	Address	Page	Rel	Part Number	Address Page Rel
04000				13323-MY9-751	C12 28 10 14921
04911-MCE-000	C10	26	1	13324-MY9-751	C12 28 10 14931
				13325-MY9-751	C12 28 10 14931
				13327-MY9-751	C12 28 10 14931
06000				14000	14931
06405-MY9-P00	F13	67	3	14100-MCE-000	B13 13 2 14931
06405-MY9-P10	F13	67	3	14200-MCE-000	B13 13 3 14931
06410-MY9-860	F2	56	1	14321-MCE-000	B16 16 2 14931
06435-MCE-006	F1	55	1	14401-MCE-003	B16 16 3 14931
06451-769-405	E13	51	2	14510-MBE-000	B16 16 4 14941
06451-443-405	F1	55	2	14520-MY9-691	B16 16 5 14941
06451-MA7-405	E13	51	1	14524-MY9-690	B16 16 6 14941
06455-MCE-006	E13	51	3	14546-MCE-000	B16 16 7 14941
				14620-MY9-691	B16 16 8 14941
11000				14711-MCE-000	B13 13 4 14941
11210-MCE-000	C9	25	1	14712-MCE-000	B13 13 5 14941
11330-MCE-305	C2	18	1	14721-MCE-000	B13 13 6 14941
11333-KT8-000	C6	22	1	14722-MCE-000	B13 13 7 14941
11335-MCE-000	C2	18	2	14730-MCE-000	B13 13 8 14941
11360-MCE-000	C7	23	1	14731-MCE-000	B13 13 9 14941
11365-MCE-000	C7	23	2	14731-MY9-751	B13 13 10 14941
11396-MY9-000	C2	18	3	14751-KY2-000	B13 13 11 14941
11631-MCE-000	C5	21	1	14751-MCE-000	B13 13 12 14941
11691-MY9-000	C5	21	2	14761-MCE-000	B13 13 13 14941

C Reference with "Part name index"

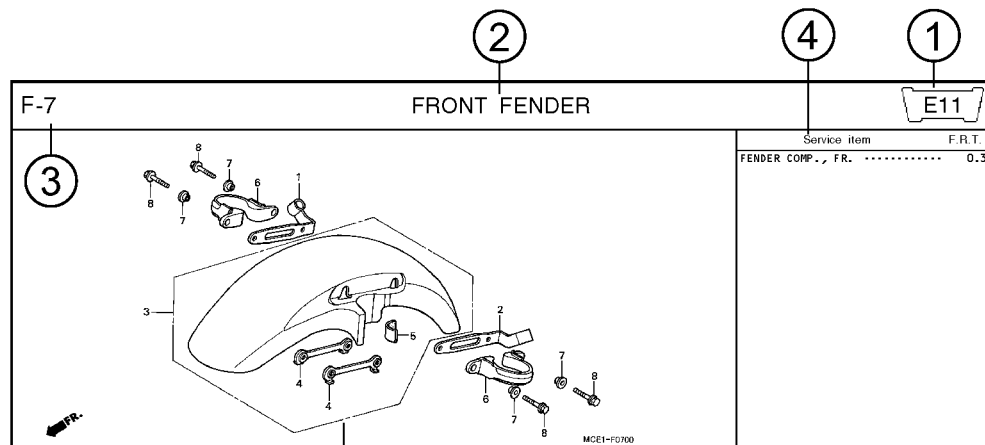
PART NAME INDEX					
Part name	Address	Page	Ref		Ps
[ A ]				BOLT , CHANG I	
ADJUSTER , CHAIN	F13	67	5	BOLT , CLUTC H	
ARM COMP. , SEA R CHANGE	F10	64		BOLT , CONNECT	
ARM , L. MAIN STEP	F11	65	8	BOLT , DISK , 6	
ARM , L. PILLI O STEP	F11	65	12	BOLT , DISK , 8	
ARM , R. MAIN STEP	F11	65	5	BOLT , DRAIN I	
ARM , R. PILLI O STEP	F11	65	11	BOLT , FLANG E	
AUT O DOC K ASSY. , FUEL	F4	58	2	BOLT , FLANG E	
AXLE , FR. WHEEL	E14	52	3	BOLT , FLANG E	
AXLE , RR. WHEEL	F2	56	5	BOLT , FLANG E	
[ B ]				BOLT , FLANG E	
BAG , AIR PRESSUR E GAUGE	F67	77	4	BOLT , FLANG E	
BAG , SERVICE BOOK	F67	77	1	BOLT , FLANG E	
BAG , TOOL	F67	77	3	BOLT , FLANG E	
BALL , STEEL	F11	65	20		
BAND , A , INSULATOR	B11	11	11		
BAND , B , INSULATOR	B11	11	12		
BAND , AIR CLEANER CONNECTING				BOLT , FLANG E	
BAND , U-LOCK	F8	62	22	BOLT , FLANG E	
BAND , WIRE	F16	70	5		
	C10	26	14		
	E5	43	21		
	G4	74	1R		



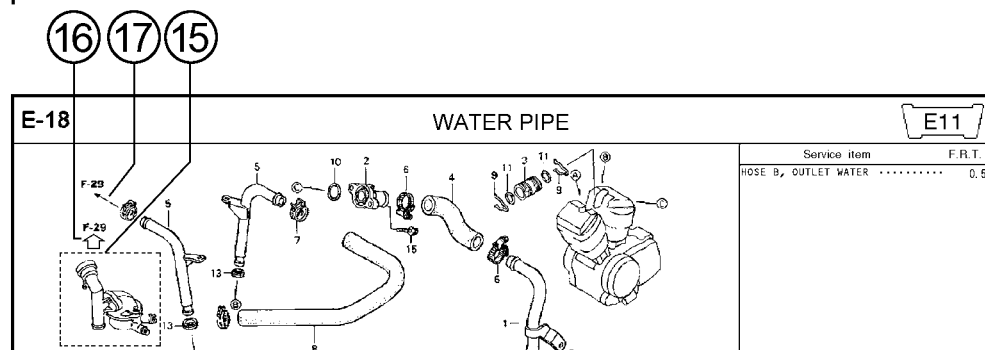
2000.09.01 E

Page No.

Part catalogue structure




Ref. No.	Part No.	Description	Reqd. QTY		Serial No.	Parts catalogue code
			CB400 SFX	SFY		
1	45156-MCE-000	CLAMPER, R. FR. BRAKE HOSE ..	1	1		
2	45157-MCE-000	CLAMPER, L. FR. BRAKE HOSE ..	1	1		
3	61100-MCE-000ZA	FENDER COMP., FR. *NH411M*FORCE SILVER METALLIC	1	-	----- 3J,4J	
	61100-MCE-000ZB	*PB284C*...CANDY PHOENIX BLUE	1	-	----- J,2J	
4	61101-MCE-000	PLATE, FR. FENDER .....	2	2	1008000	
	61101-MCE-010	.....	2	2	1008001	
5	61102-MCE-300	CUSHION, FR. FENDER .....	2	2		
		(BLACK)				



- ① **Address number**
  - Address No. is provided (in place of the page No.) to help you refer to the part with the part No. or part name.
- ② **Block title** ③ **Block number**
- ④ **Service item/Flat rate time**
- ⑤ **Reference number**
  - Title number marked with the parenthesis or parentheses indicates that it continues from the previous page.
- ⑥ **Part number** ⑦ **Honda color code**
- ⑧ **Description**
- ⑨ **Assemblies**
  - Sections framed with broken lines in the exploded view drawings are available as complete assemblies. (Their individual parts can also be obtained.)
- ⑩ **Color description**
- ⑪ **Note**
  - Notes are shown with the parentheses in the part name column.
- ⑫ **Required quantity**
  - Req'd. QTY shown in the parenthesis or parentheses indicates the optional part.
  - Req'd. QTY marked with "N" indicates the optional part that should be selected as needed.
  - Req'd. QTY indicates the number of the part used in the block.
- ⑬ **Serial number**
- ⑭ **Parts catalogue code**
  - When the parts catalogue code column is blank, it indicates that the part is applicable to all codes.
- ⑮ **Parts enclosed within a dotted line**
  - Parts enclosed within a dotted line are covered in a different block.
- ⑯ **Hollow arrow**
  - A hollow arrow indicates the block No. for the parts enclosed within a dotted line.
- ⑰ **Solid arrow**
  - A solid arrow indicates the block No. the part in question is connected to.

When the parts were revised



Ref. No.	Part No.	Description	Reqd. QTY		Serial No.
			CB400	SFX SFY	
1	45156-MCE-000	CLAMPER, R. FR. BRAKE HOSE ..	1	1	
2	45157-MCE-000	CLAMPER, L. FR. BRAKE HOSE ..	1	1	
3	61100-MCE-000ZA	FENDER COMP., FR. *NH411M*FORCE SILVER METALLIC	1	-	-----3J,4J
	61100-MCE-000ZB	*PB284C*...CANDY PHOENIX BLUE	1	-	-----J,2J
4	61101-MCE-000	PLATE, FR. FENDER (###).....	2	2	-----1008000
	61101-MCE-010	.....	2	2	-----1008001
5	61102-MCE-300	CUSHION, FR. FENDER ..... (BLACK)	2	2	
6	61105-MCE-000	STAY, FR. FENDER MOUNTING ...	2	2	
7	61107-MR7-000	COLLAR (6.5) .....	4	4	
8	96001-06020-00	BOLT, FLANGE, 6X20 .....	4	4	


The number has been used from the initial model without revision.

When shown at the left side, it is applicable to the models of No.1008001 and the subsequent numbers.

When shown at the right side, it is applicable to the models up to No.1008000.

The parts listed with "###" at the end of the parts name have limited supply period (parts not for sale).

Abbreviations used in the parts catalogue

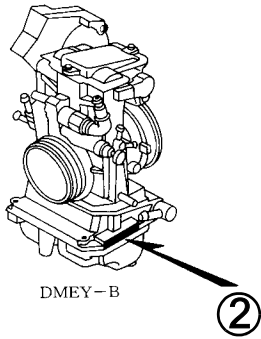
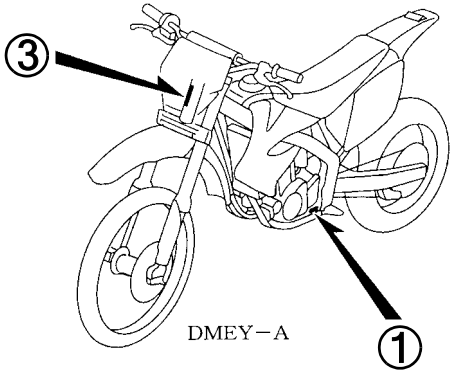

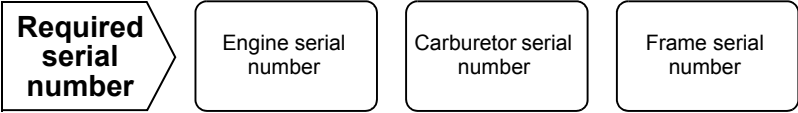
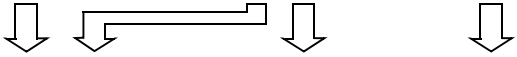
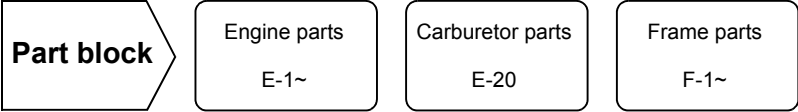


\* "L." or "R." in the description of a part stands for the LEFT hand side or the RIGHT hand side. Determine the left or right as if you were in the motorcycle seat.

The following abbreviations are used in this parts catalogue.

- A ..... Ampere
- ABS ..... Anti-lock brake system
- A.C. .... Alternating current
- A.M. .... Attaching mark
- ASSY. .... Assembly
- C.D.I. .... Capacitive discharge ignition
- COMP. ... Complete
- D.C. .... Direct current
- EX. .... Exhaust
- FR. .... Front
- G ..... Gram
- HEX. .... Hexagonal
- IN. .... Inlet
- KPH ..... Kilometers per hour
- L. ....Left
- L (100L) .Link (100 Links)
- L.E.D. ....Light emitted diode
- MM .....Millimeter
- MPH .....Miles per hour
- R. ....Right
- RR. ....Rear
- STD. ....Standard
- T (22T) ...Tooth (22 Teeth)
- TCS .....Traction control system
- T.M. ....Transcript mark
- V .....Volt
- W .....Watt
- WL .....With labelling
- WOL .....Without labelling

Part block and serial number check



### Models, parts catalogue codes and applicable serial numbers

Models, parts catalogue codes and applicable serial Nos. given in this parts catalogue can be identified as follows.

Parts with parts catalogue codes are exclusive for models destined for countries designated.

If no area codes are listed, parts are for common use.

Model	Area code	Type	Applicable engine serial No.	Applicable frame serial No.	Applicable carburetor identification No.
CRF450X5	ED	European direct sales	PE06E-5000001~5099999	JH2PE06A*5K000001~5K099999	FCR04A A/FCR04A B/FCR04A C
CRF450X6	ED	European direct sales	PE06E-5100001~5199999	JH2PE06A*6K100001~6K199999	FCR04A C
CRF450X7	ED	European direct sales	PE06E-5200001~5299999	JH2PE06A*7K200001~7K299999	FCR04B A
	U	Australia	PE06E-5200001~5299999	JH2PE06U*7K100001~7K299999	
CRF450X8	ED	European direct sales	PE06E-5300001~5399999	JH2PE06A*8K300001~8K399999	FCR04C A
	U	Australia	PE06E-5300001~5399999	JH2PE06U*8K200001~8K299999	
CRF450X9	ED	European direct sales	PE06E-5400001~5499999	JH2PE06A*9K400001~9K499999	
	U	Australia	PE06E-5400001~5499999	JH2PE06U*9K300001~9K399999	
CRF450XB	2ED	European direct sales	PE06E-5400001~5499999	JH2PE06A*BK500001~BK599999	
	2U	Australia	PE06E-5400001~5499999	JH2PE06U*BK400001~BK499999	
	ED	European direct sales	PE06E-5400001~5499999	JH2PE06A*BK500001~BK599999	
	U	Australia	PE06E-5400001~5499999	JH2PE06U*BK400001~BK499999	
CRF450XC	2U	Australia	PE06E-5400001~5499999	JH2PE06U*CK500001~CK599999	
	ED	European direct sales	PE06E-5400001~5499999	JH2PE06A*CK600001~CK699999	
CRF450XD	2U	Australia	PE06E-5400001~5499999	JH2PE06U*DK600001~	
	ED	European direct sales	PE06E-5400001~5499999	JH2PE06A*DK700001~	

\* Of carburetor/throttle body identification numbers, only the portions underlined in the example below are used for registration.

FCR04A △ KC ア

## Fuel hose, general purpose hoses and vinyl hose

- The standard part fuel hose, general purpose hose and vinyl hose may be substituted by the coiled bulk part.
- When ordering the standard part fuel hose, general purpose hose and vinyl hose use the bulk part number written in the parts catalogue in brackets ( ) underneath the part name, or use the catalogue below.  
(The bulk part standard length is 1 m, however, those displayed in the catalogue < > are available in 3 m and 8 m lengths.)
- When exchanging the hose, cut and use at the specified length as mentioned in the part name.  
(For the method of cutting the bulk part, and method of filling out orders etc., please refer to the service manual and the instructions issued with the bulk part.)
- The list below is a catalogue of the standard part numbers and bulk part numbers. Note that those numbers are applicable to the listed replacement parts only.

Fuel hoses/Tubes			
Standard part No.	Bulk part No.	Bulk part	
		Inner diameter (mm)	Length (m)
95001-30xxx-2x	95001-30001-20M	3.0	1
95001-30xxx-3x	95001-30001-30M	3.0	1
95001-30xxx-4x	95001-30001-40M	3.0	1
95001-35xxx-2x	95001-35001-50M <95001-35003-50M>	3.5	1 3
95001-35xxx-3x	95001-35001-60M <95001-35003-60M>	3.5	1 3
95001-35xxx-4x	95001-35001-60M <95001-35003-60M>	3.5	1 3
95001-35xxx-5x	95001-35001-50M <95001-35003-50M>	3.5	1 3
95001-35xxx-6x	95001-35001-60M <95001-35003-60M>	3.5	1 3
95001-45xxx-2x	95001-45001-50M <95001-45003-50M>	4.5	1 3
95001-45xxx-3x	95001-45001-60M <95001-45003-60M> <95001-45008-60M>	4.5	1 3 8
95001-45xxx-4x	95001-45001-60M <95001-45003-60M> <95001-45008-60M>	4.5	1 3 8
95001-45xxx-5x	95001-45001-50M <95001-45003-50M>	4.5	1 3
95001-45xxx-6x	95001-45001-60M <95001-45003-60M> <95001-45008-60M>	4.5	1 3 8
95001-55xxx-2x	95001-55001-50M <95001-55003-50M> <95001-55008-50M>	5.5	1 3 8

Fuel hoses/Tubes			
Standard part No.	Bulk part No.	Bulk part	
		Inner diameter (mm)	Length (m)
95001-55xxx-3x	95001-55001-60M <95001-55003-60M> <95001-55008-60M>	5.5	1 3 8
95001-55xxx-4x	95001-55001-60M <95001-55003-60M> <95001-55008-60M>	5.5	1 3 8
95001-55xxx-5x	95001-55001-50M <95001-55003-50M> <95001-55008-50M>	5.5	1 3 8
95001-55xxx-6x	95001-55001-60M <95001-55003-60M> <95001-55008-60M>	5.5	1 3 8
95001-75xxx-2x	95001-75001-50M <95001-75003-50M>	7.5	1 3
95001-75xxx-3x	95001-75001-60M <95001-75003-60M> <95001-75008-60M>	7.5	1 3 8
95001-75xxx-4x	95001-75001-60M <95001-75003-60M> <95001-75008-60M>	7.5	1 3 8
95001-75xxx-5x	95001-75001-50M <95001-75003-50M>	7.5	1 3
95001-75xxx-6x	95001-75001-60M <95001-75003-60M> <95001-75008-60M>	7.5	1 3 8
95001-80xxx-2x	95001-80001-50M	8.0	1
95001-80xxx-3x	95001-80001-60M	8.0	1
95001-80xxx-4x	95001-80001-60M	8.0	1
95001-80xxx-5x	95001-80001-50M	8.0	1
95001-80xxx-6x	95001-80001-60M	8.0	1

Vinyl tube				
Standard part No.	Bulk part No.	Bulk part		
		Inner dia- meter (mm)	Outer dia-meter (mm)	Length (m)
95003-01xxx-3x	95003-01001-60M <95003-01003-60M>	2.9	6.8	1 3
95003-01xxx-60	95003-01001-60M <95003-01003-60M>	2.9	6.8	1 3
95003-03xxx-3x	95003-03001-60M <95003-03003-60M>	3.0	6.0	1 3
95003-03xxx-60	95003-03001-60M <95003-03003-60M>	3.0	6.0	1 3
95003-05xxx-3x	95003-05001-60M <95003-05003-60M> <95003-05008-60M>	3.5	6.5	1 3 8
95003-05xxx-60	95003-05001-60M <95003-05003-60M> <95003-05008-60M>	3.5	6.5	1 3 8
95003-07xxx-1x	95003-07001-10M <95003-07003-10M> <95003-07008-10M>	4.0	7.0	1 3 8
95003-07xxx-20	95003-07001-10M <95003-07003-10M> <95003-07008-10M>	4.0	7.0	1 3 8
95003-07xxx-3x	95003-07001-60M <95003-07003-60M> <95003-07008-60M>	4.0	7.0	1 3 8
95003-07xxx-60	95003-07001-60M <95003-07003-60M> <95003-07008-60M>	4.0	7.0	1 3 8
95003-07xxx-7x	95003-07001-70M <95003-07003-70M> <95003-07008-70M>	4.0	7.0	1 3 8
95003-08xxx-1x	95003-08001-10M <95003-08003-10M> <95003-08008-10M>	4.5	6.5	1 3 8
95003-09xxx-3x	95003-09001-60M <95003-09003-60M>	4.5	8.0	1 3
95003-09xxx-60	95003-09001-60M <95003-09003-60M>	4.5	8.0	1 3
95003-10xxx-1x	95003-10001-10M <95003-10003-10M>	5.0	8.0	1 3
95003-10xxx-20	95003-10001-10M <95003-10003-10M>	5.0	8.0	1 3
95003-10xxx-3x	95003-10001-60M <95003-10003-60M>	5.0	8.0	1 3
95003-10xxx-60	95003-10001-60M <95003-10003-60M>	5.0	8.0	1 3
95003-11xxx-3x	95003-11001-60M <95003-11003-60M> <95003-11008-60M>	5.0	9.0	1 3 8
95003-11xxx-60	95003-11001-60M <95003-11003-60M> <95003-11008-60M>	5.0	9.0	1 3 8
95003-12xxx-1x	95003-12001-10M <95003-12003-10M> <95003-12008-10M>	5.0	7.0	1 3 8
95003-12xxx-20	95003-12001-10M <95003-12003-10M> <95003-12008-10M>	5.0	7.0	1 3 8

Vinyl tube				
Standard part No.	Bulk part No.	Bulk part		
		Inner dia- meter (mm)	Outer dia-meter (mm)	Length (m)
95003-14xxx-1x	95003-14001-10M <95003-14003-10M>	6.0	9.0	1 3
95003-14xxx-20	95003-14001-10M <95003-14003-10M>	6.0	9.0	1 3
95003-14xxx-3x	95003-14001-60M <95003-14003-60M>	6.0	9.0	1 3
95003-17xxx-1x	95003-17001-10M <95003-17003-10M>	7.0	9.0	1 3
95003-19xxx-1x	95003-19001-10M <95003-19003-10M> <95003-19008-10M>	7.0	11.0	1 3 8
95003-19xxx-20	95003-19001-10M <95003-19003-10M> <95003-19008-10M>	7.0	11.0	1 3 8
95003-19xxx-3x	95003-19001-60M <95003-19003-60M> <95003-19008-60M>	7.0	11.0	1 3 8
95003-19xxx-60	95003-19001-60M <95003-19003-60M> <95003-19008-60M>	7.0	11.0	1 3 8
95003-21xxx-1x	95003-21001-10M <95003-21003-10M>	8.0	9.0	1 3
95003-21xxx-20	95003-21001-10M <95003-21003-10M>	8.0	9.0	1 3
95003-23xxx-1x	95003-23001-10M <95003-23003-10M>	8.0	12.0	1 3
95003-23xxx-20	95003-23001-10M <95003-23003-10M>	8.0	12.0	1 3
95003-23xxx-3x	95003-23001-60M <95003-23003-60M> <95003-23008-60M>	8.0	12.0	1 3 8
95003-23xxx-60	95003-23001-60M <95003-23003-60M> <95003-23008-60M>	8.0	12.0	1 3 8
95003-25xxx-1x	95003-25001-10M <95003-25003-10M>	9.0	11.0	1 3
95003-25xxx-20	95003-25001-10M <95003-25003-10M>	9.0	11.0	1 3
95003-25xxx-3x	95003-25001-60M <95003-25003-60M>	9.0	11.0	1 3
95003-25xxx-7x	95003-25001-70M <95003-25003-70M>	9.0	11.0	1 3
95003-27xxx-1x	95003-27001-10M <95003-27003-10M>	9.0	13.0	1 3
95003-27xxx-20	95003-27001-10M <95003-27003-10M>	9.0	13.0	1 3
95003-27xxx-3x	95003-27001-60M <95003-27003-60M>	9.0	13.0	1 3
95003-27xxx-60	95003-27001-60M <95003-27003-60M>	9.0	13.0	1 3
95003-33xxx-1x	95003-33001-10M <95003-33003-10M>	10.0	14.0	1 3
95003-33xxx-20	95003-33001-10M <95003-33003-10M>	10.0	14.0	1 3

Vinyl tube				
Standard part No.	Bulk part No.	Bulk part		
		Inner dia- meter (mm)	Outer dia-meter (mm)	Length (m)
95003-36xxx-1x	95003-36001-10M <95003-36003-10M> <95003-36008-10M>	11.0	13.0	1 3 8
95003-36xxx-20	95003-36001-10M <95003-36003-10M> <95003-36008-10M>	11.0	13.0	1 3 8
95003-37xxx-3x	95003-37001-60M <95003-37003-60M>	11.0	15.0	1 3
95003-37xxx-60	95003-37001-60M <95003-37003-60M>	11.0	15.0	1 3
95003-38xxx-1x	95003-38001-10M <95003-38003-10M>	12.0	13.0	1 3
95003-38xxx-20	95003-38001-10M <95003-38003-10M>	12.0	13.0	1 3
95003-39xxx-1x	95003-39001-10M <95003-39003-10M>	12.0	14.0	1 3
95003-39xxx-20	95003-39001-10M <95003-39003-10M>	12.0	14.0	1 3
95003-40xxx-20	95003-40001-10M <95003-40003-10M>	12.0	16.0	1 3
95003-40xxx-3x	95003-40001-60M <95003-40003-60M>	12.0	16.0	1 3
95003-40xxx-60	95003-40001-60M <95003-40003-60M>	12.0	16.0	1 3
95003-43xxx-1x	95003-43001-10M <95003-43003-10M> <95003-43008-10M>	13.0	15.0	1 3 8
95003-43xxx-20	95003-43001-10M <95003-43003-10M> <95003-43008-10M>	13.0	15.0	1 3 8
95003-45xxx-1x	95003-45001-10M <95003-45003-10M> <95003-45008-10M>	14.0	18.0	1 3 8
95003-45xxx-20	95003-45001-10M <95003-45003-10M> <95003-45008-10M>	14.0	18.0	1 3 8
95003-50xxx-1x	95003-50001-10M <95003-50003-10M>	16.0	19.0	1 3
95003-50xxx-20	95003-50001-10M <95003-50003-10M>	16.0	19.0	1 3
95003-50xxx-3x	95003-50001-60M <95003-50003-60M>	16.0	19.0	1 3
95003-55xxx-1x	95003-55001-10M <95003-55003-10M>	17.5	20.5	1 3
95003-55xxx-20	95003-55001-10M <95003-55003-10M>	17.5	20.5	1 3
95003-60xxx-1x	95003-60001-10M <95003-60003-10M>	22.0	27.0	1 3
95003-60xxx-20	95003-60001-10M <95003-60003-10M>	22.0	27.0	1 3
95003-60xxx-3x	95003-60001-60M <95003-60003-60M>	22.0	27.0	1 3
95003-60xxx-60	95003-60001-60M <95003-60003-60M>	22.0	27.0	1 3

General purpose hoses			
Standard part No.	Bulk part No.	Bulk part	
		Inner diameter (mm)	Length (m)
95005-11xxx-3x	95005-11001-30M	11.0	1
95005-11xxx-5x	95005-11001-50M	11.0	1
95005-12xxx-1x	95005-12001-10M <95005-12003-10M>	12.0	1 3
95005-12xxx-2x	95005-12001-20M	12.0	1
95005-12xxx-3x	95005-12001-30M	12.0	1
95005-12xxx-5x	95005-12001-50M	12.0	1
95005-14xxx-1x	95005-14001-10M	14.0	1
95005-14xxx-2x	95005-14001-20M <95005-14003-20M>	14.0	1 3
95005-14xxx-3x	95005-14001-30M	14.0	1
95005-14xxx-5x	95005-14001-50M	14.0	1
95005-17xxx-1x	95005-17001-10M	17.0	1
95005-17xxx-2x	95005-17001-20M	17.0	1
95005-17xxx-3x	95005-17001-30M	17.0	1
95005-17xxx-5x	95005-17001-50M	17.0	1
95005-30xxx-3x	95005-30001-30M	3.0	1
95005-30xxx-5x	95005-30001-50M	3.0	1
95005-35xxx-1x	95005-35001-10M <95005-35003-10M> <95005-35008-10M>	3.5	1 3 8
95005-35xxx-2x	95005-35001-20M	3.5	1
95005-35xxx-3x	95005-35001-30M	3.5	1
95005-35xxx-4x	95005-35001-10M <95005-35003-10M> <95005-35008-10M>	3.5	1 3 8
95005-35xxx-5x	95005-35001-50M	3.5	1
95005-45xxx-1x	95005-45001-10M <95005-45003-10M> <95005-45008-10M>	4.5	1 3 8
95005-45xxx-2x	95005-45001-20M	4.5	1
95005-45xxx-3x	95005-45001-30M	4.5	1

General purpose hoses			
Standard part No.	Bulk part No.	Bulk part	
		Inner diameter (mm)	Length (m)
95005-45xxx-4x	95005-45001-10M <95005-45003-10M> <95005-45008-10M>	4.5	1 3 8
95005-45xxx-5x	95005-45001-50M	4.5	1
95005-50xxx-3x	95005-50001-30M <95005-50003-30M>	5.0	1 3
95005-50xxx-5x	95005-50001-50M	5.0	1
95005-55xxx-1x	95005-55001-10M <95005-55003-10M> <95005-55008-10M>	5.3	1 3 8
95005-55xxx-2x	95005-55001-20M <95005-55003-20M>	5.3	1 3
95005-55xxx-4x	95005-55001-10M <95005-55003-10M> <95005-55008-10M>	5.3	1 3 8
95005-65xxx-1x	95005-65001-10M <95005-65003-10M>	6.5	1 3
95005-65xxx-2x	95005-65001-20M	6.5	1
95005-70xxx-3x	95005-70001-30M <95005-70003-30M>	7.0	1 3
95005-70xxx-5x	95005-70001-50M	7.0	1
95005-75xxx-1x	95005-75001-10M <95005-75003-10M>	7.3	1 3
95005-75xxx-2x	95005-75001-20M	7.3	1
95005-80xxx-1x	95005-80001-10M <95005-80003-10M>	8.0	1 3
95005-80xxx-2x	95005-80001-20M	8.0	1
95005-80xxx-3x	95005-80001-30M	8.0	1
95005-80xxx-5x	95005-80001-50M	8.0	1
95005-91xxx-3x	95005-91001-30M	12.0	1
95005-91xxx-5x	95005-91001-50M	12.0	1
95005-92xxx-3x	95005-92001-30M	12.0	1
95005-92xxx-5x	95005-92001-50M	12.0	1

NOTE: X is displayed to represent the omitted numerals and letters of the roman alphabet.

⊙ **CAUTION: It is DANGEROUS to confuse the fuel hose with the general purpose hose or vinyl hose.**

Never use a general purpose hose or vinyl hose in place of a fuel hose or vice versa. Always use the correct bulk part in the parts catalogue, according to the service manual or the instructions issued with the bulk part.



• Bulk part number of fuel hose, general purpose hose and vinyl hose.

(Example)

9 5 0 0 1 - 7 5 0 0 1 - 5 0 M

**Bulk part number:** Refers to the bulk part.

**Marking code (hose type):** (fuel hose and general purpose hose)

**Change code (for added hose):** (Vinyl hose)

- Indicates number mark or change sequence, however, the code for the bulk part must be strictly 0 (zero).

**Types of code:**

- Fuel hose
  - 2: Red outside braid (3 mm inside dia. only)
  - 5: Black inside braid
  - 3: Red (3 mm inside dia. only)
  - 4: Ash gray with red stripe (3 mm inside dia. only)
  - 6: Black

- Vinyl hose
  - 1: Clear
  - 2: Black
  - 3: Light red
  - 6: Light red
  - 7: Pale black

- General hose
  - 1: Ash gray
  - 2: Ash gray
  - 3: Black
  - 5: Black

**Lengths:** 001: 1 m (standard)  
003: 3 m  
008: 8 m

**I.D code:** (fuel hose and general purpose hose)

- |                    |                                |
|--------------------|--------------------------------|
| 30: 3.0 mm         | 11: 11 mm                      |
| 35: 3.5 mm         | 91: 12 mm (outside dia. 15) mm |
| 45: 4.5 mm         | 92: 12 mm (outside dia. 16) mm |
| 50: 5.0 mm         | 12: 12 mm (outside dia. 17) mm |
| 55: 5.3 mm, 5.5 mm | 14: 14 mm                      |
| 65: 6.5 mm         | 17: 17 mm                      |
| 70: 7.0 mm         |                                |
| 75: 7.3 mm, 7.5 mm |                                |
| 80: 8.0 mm         |                                |

**ID./OD. code:** (vinyl hose)

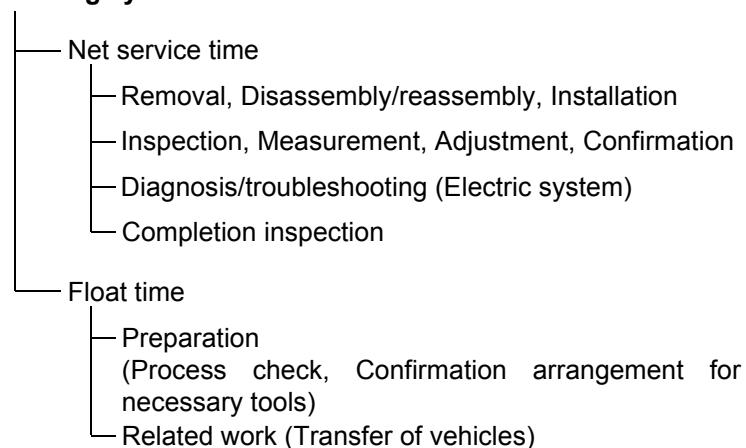
- |                         |                           |                           |
|-------------------------|---------------------------|---------------------------|
| 01: ID. 2.9, OD. 6.8 mm | 14: ID. 6.0, OD. 9.0 mm   | 37: ID. 11.0, OD. 15.0 mm |
| 03: ID. 3.0, OD. 6.0 mm | 17: ID. 7.0, OD. 9.0 mm   | 38: ID. 12.0, OD. 13.0 mm |
| 05: ID. 3.5, OD. 6.5 mm | 19: ID. 7.0, OD. 11.0 mm  | 39: ID. 12.0, OD. 14.0 mm |
| 07: ID. 4.0, OD. 7.0 mm | 21: ID. 8.0, OD. 9.0 mm   | 40: ID. 12.0, OD. 16.0 mm |
| 08: ID. 4.5, OD. 6.5 mm | 23: ID. 8.0, OD. 12.0 mm  | 43: ID. 13.0, OD. 15.0 mm |
| 09: ID. 4.5, OD. 8.0 mm | 25: ID. 9.0, OD. 11.0 mm  | 45: ID. 14.0, OD. 18.0 mm |
| 12: ID. 5.0, OD. 7.0 mm | 27: ID. 9.0, OD. 13.0 mm  | 50: ID. 16.0, OD. 19.0 mm |
| 10: ID. 5.0, OD. 8.0 mm | 33: ID. 10.0, OD. 14.0 mm | 55: ID. 17.5, OD. 20.5 mm |
| 11: ID. 5.0, OD. 9.0 mm | 36: ID. 11.0, OD. 13.0 mm | 60: ID. 22.0, OD. 27.0 mm |

**Hose type:** 1: Fuel hose  
3: Vinyl hose  
5: General hose

## FLAT RATE SERVICE TIME

Flat rate service time (FRT) means the standard time required to service a MC, which is listed in this manual to help the dealers control the actual working process and calculate the service charge by using it as a guide.

### FRT setting system



\* Float time is set by multiplying the net service time by a given coefficient.

### Editorial style

The service items shown in the text are listed with the exchange work time for the repair sales parts as the subject. Other representative service items not using repair parts (removal/installation, adjustment, inspection/measuring, and other work) are listed collectively in the list in the preface, classified according to the work.

### FRT setting standard

- Decimal system (in unit of 0.1) is adopted to set FRT as it is convenient to calculate the wage.  
Example: (0.1) → 6 minutes, (0.2) → 12 minutes  
[Labor cost per hour] x [FRT] = [Wage]
- FRT is set with a hand tool.
- Service items and FRT can be subject to change depending on development of tools and service equipment and improvement in service procedure.

**Work procedure**

- As the work procedure is set with the work time according to the method in the separate Service Manual, refer to this Manual as required.
- Work methods permitting servicing in the shortest time still permitting assurance of safe work and product warranty are used for the setting of service items not listed in the Service Manual.
- Work basically is to be performed by one person, and when two or more people are required, setting is done as the total time for the number of people.
- The set value for the technological level of the workers uses a person with three years of experience in the repair of Honda vehicles as the standard.
- Special tools and service equipment used to set FRT are those specified or recommended in Service Manual.

**Service item whose FRT is not presented**

- Accessories and service parts that are not listed to use in this manual.
  - Locations with little aging deterioration or breakage during normal use.
  - Service work that can be finished by one touch.
  - Service work that is seldom done (i.e. extremely small causes of trouble and service frequency).
- \* When FRT is not presented, please calculate wages based on appropriate actual work time

**Operation not included of FRT**

- Oil and coolant water draining, Waiting time for warming up operation and etc..
- Additional operation that involves removal/installation of standard exterior equipment.
- Indirect time spent for service by visiting the customer, trade-in, and delivery of a MC.
- Indirect time required for ordering and delivery of parts.
- Cost for grease, adhesive agent, etc. used for service work.

**Explanation of FRT by using an example  
(The example may differ from the actual presented items)**

Ref. No.	L.O.N.	(Relative ref. Number) Description	F.R.T.
②	111118	(1, 3, 4, 7) CAMSHAFT ..... 4.5	②
③	111118A	⑥ • Includes: Valve clearance adjustment Replace rocker arm add ..... 1.0	⑤

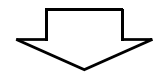
- ① Reference No. of the illustration of part that shows location of the replacement work.
- ② FRT is an abbreviation of Flat Rate Time indicating the standard service time required for the replacement.
- ③ LON is an abbreviation of Labor Operation Number, and it is a classification of the service items by the work unit code.  
  
The same operation code is used regardless of the models.  
  
Standard operation is indicated with 6 digits code, and additional operation is indicated with 7 digits code.
- ④ Indicating the camshaft replacement and FRT4.5.
- ⑤ Indicating FRT1.0 that will be added when additional operation (replace rocker arm) is done in association with camshaft replacement.

- ⑥ Indicating work contents that are included in the service item.
- ⑦ Indicating a reference No. whose operation and time are the same as FRT4.5 for the camshaft.

(The application range is limited to the service items without an LON setting within a same block.)

**How to refer to the service item by using the sample  
(camshaft replacement)**

Open to the page of the block where the camshaft's spare part illustration is shown.



Look for the camshaft illustration, and refer to the service item and FRT that agree with the reference No.

Indication mark for the listing of service items that continues to the following page

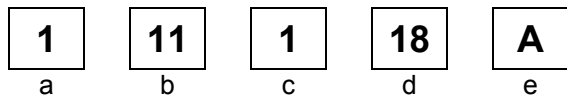
Ref. No.	L.O.N.	(Relative ref. Number) Description	F.R.T.
2	111118	CAMSHAFT .....	4.5
	.	.	.
	.	.	.

+  
Mark indicated at the last line.


Indication of the block with no setting of FRT

Ref. No.	L.O.N.	(Relative ref. Number) Description	F.R.T.
<b>NO INFORMATION .....</b>			

• LON code system



- a) Category code..... Engine
- b) Location/function code ..... Engine upper
- c) Operation code..... Replace
- d) Operation sequence number (Unit code can be shown with alphabet) ..... camshaft (No regular rule of code)
- e) Additional code ..... replace rocker arm (No regular rule of code)



a) Category codes and classification

Code	Category
1	Engine
2	Transmission
3	Fuel & Exhaust
4	Frame & Body
5	Steering/Suspension
6	Electrical
7	Wheels/Brakes
8	Controls/instrument
9	-
0	-

c) Operation codes and classification

Code	Operation category
1	Replace, Removal/Installation, Change
2	Overhaul
3	Adjust, Balance
4	(Paint-related work: Top-coat)
5	Test, Inspect/diagnose, Measurement, Check
6	(Overhaul-related work: Rebore)
7	(Overhaul-related work: Reseal)
8	(Resurface)
9	(Paint-related work: Refinish)
0	Repair, Cleaning, Air bleeding

Major service items without using spare parts

(1) Removal/Installation, (2) Adjustment,  
(3) Inspection/Measurement, (4) Overhaul, (5) Other work

[ E: Engine, F: Frame ]

### \* OPERATIONS OTHER THAN REPLACING PARTS

#### (1) Removal and installation

Set for the configuration with the parts removed from the vehicle.

	LON	DESCRIPTION	FRT
E	1101E5	<b>TILTING ENGINE ASSEMBLY-REMOVAL/INSTALLATION</b> INCLUDES: All necessary adjustment	1.8
	1111K0	<b>CYLINDER HEAD ASSEMBLY-REMOVAL/INSTALLATION</b>	1.6
	3111D6	<b>CARBURETOR ASSEMBLY-REMOVAL/INSTALLATION</b>	0.3
	1101E6	<b>CRANKCASE SEPARATION</b> INCLUDES: Engine removal and installation	4.3
F	1151E6	<b>RADIATOR ASSEMBLY-REMOVAL/INSTALLATION</b>	0.5
	1151E6C	1 radiator add	0.2

#### (2) Adjustment

	LON	DESCRIPTION	FRT
E	3113A0	<b>CARBURETOR IDLE-ADJUSTMENT</b>	0.1
	2123A0	<b>CLUTCH-ADJUSTMENT</b>	0.1
	1113A0	<b>VALVE CLEARANCE-ADJUSTMENT</b> NOTE: For 1 vehicle	0.9
F	6163A0	<b>HEADLIGHT-AIMING</b>	0.1
	2133A0	<b>DRIVE CHAIN-ADJUSTMENT</b>	0.1
	3113A3	<b>THROTTLE OPERATION-ADJUSTMENT</b>	0.1

#### (3) Inspection, Measurement

	LON	DESCRIPTION	FRT
E	1115A0	<b>COMPRESSION PRESSURE-MEASUREMENT</b>	0.2
	3115A0	<b>CARBURETOR FLOAT LEVEL-MEASUREMENT</b>	0.6
	6145A0	<b>IGNITION TIMING-INSPECTION</b>	0.3
F	6105A0	<b>BATTERY-CHECKING OF ELECTROLYTE LEVEL &amp; CHARGE</b>	0.2

#### (4) Overhaul

Work condition: The required Measurements, inspections, adjustments, and cleaning/washing of each part are performed, including the main body removal/installation work and the replacement of defective parts.

	LON	DESCRIPTION	FRT
E	311200	<b>CARBURETOR-OVERHAUL</b> INCLUDES: All necessary adjustment	0.7

#### (5) Other work

	LON	DESCRIPTION	FRT
E	1130A2	<b>OIL STRAINER-CLEANING</b>	0.6
F	3120A0	<b>CLEANER ELEMENT-CLEANING</b>	0.2
	7110A0	<b>FRONT BRAKE-AIR BLEEDING</b>	0.2
	7110A1	<b>REAR BRAKE-AIR BLEEDING</b>	0.2
	1151E7	<b>RADIATOR COOLANT-CHANGE</b>	0.3

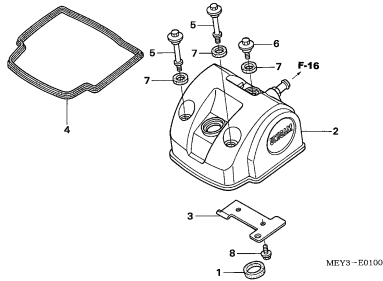
# ENGINE GROUP

**B16**

**E-1**

CYLINDER HEAD COVER

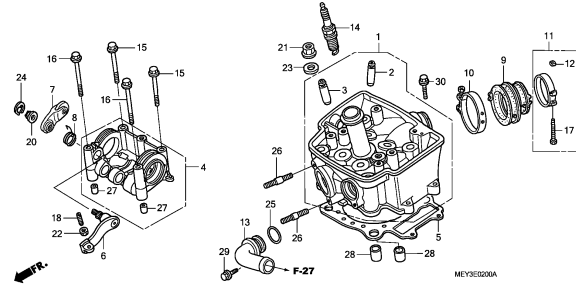
**D 1**



**E-2**

CYLINDER HEAD

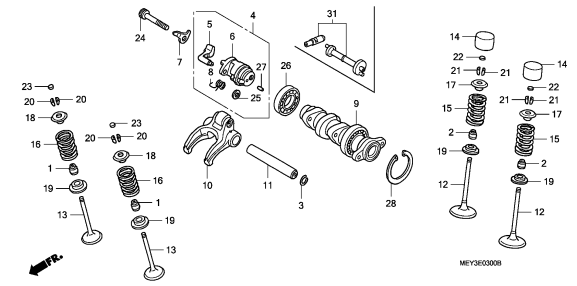
**D 2**



**E-3**

CAMSHAFT/VALVE

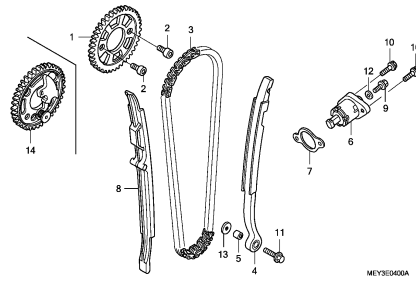
**D 4**



**E-4**

CAM CHAIN/TENSIONER

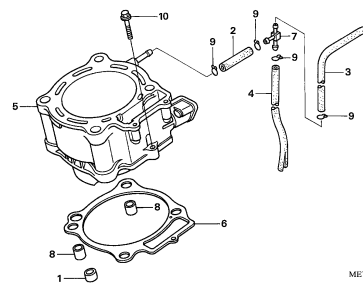
**D 9**



**E-5**

CYLINDER

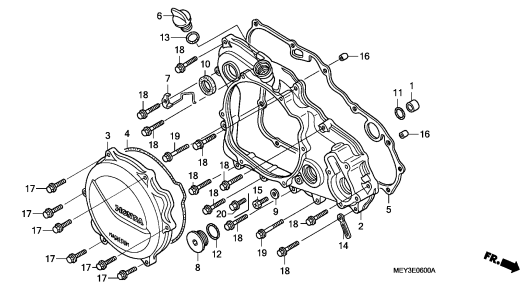
**D10**



**E-6**

R. CRANKCASE COVER

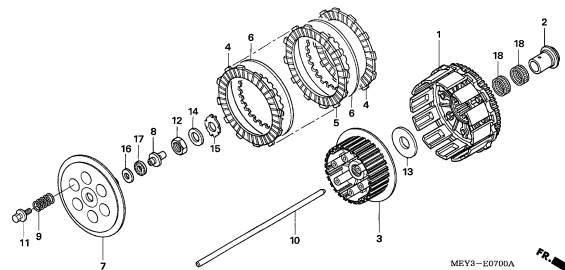
**D11**



**E-7**

CLUTCH

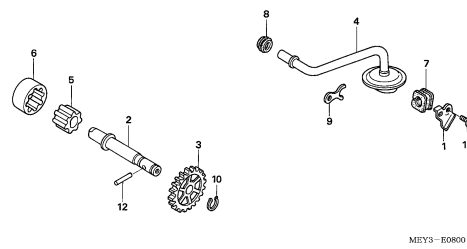
**D12**



**E-8**

OIL PUMP

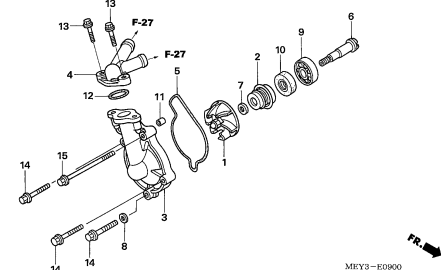
**D13**



**E-9**

WATER PUMP

**D14**



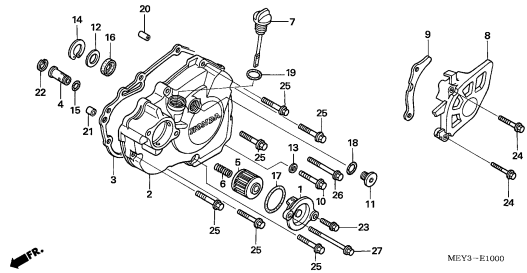
# ENGINE GROUP

C 1

E-10

L. CRANKCASE COVER

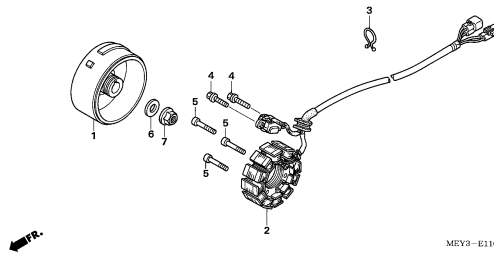
D15



E-11

GENERATOR

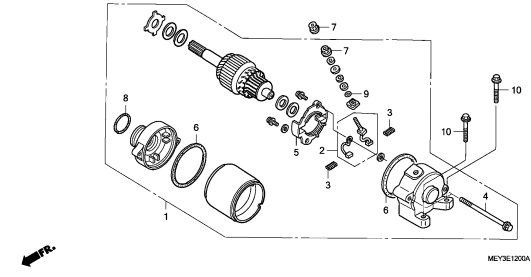
E 1



E-12

STARTING MOTOR

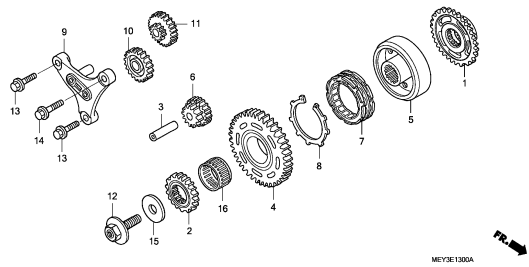
E 2



E-13

STARTING CLUTCH

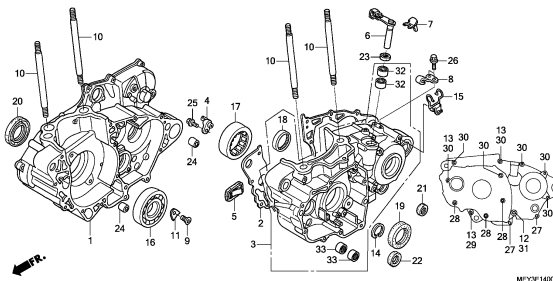
E 3



E-14

CRANKCASE

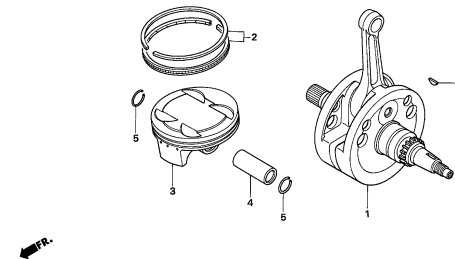
E 4



E-15

CRANKSHAFT/PISTON

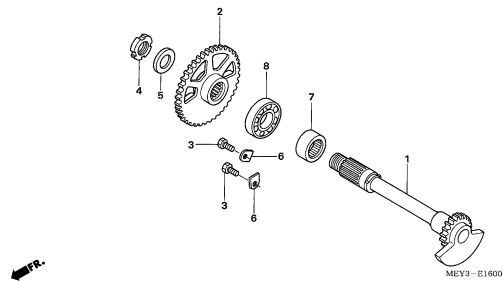
E 6



E-16

BALANCER

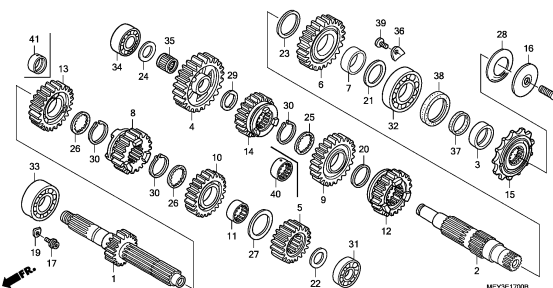
E 7



E-17

TRANSMISSION

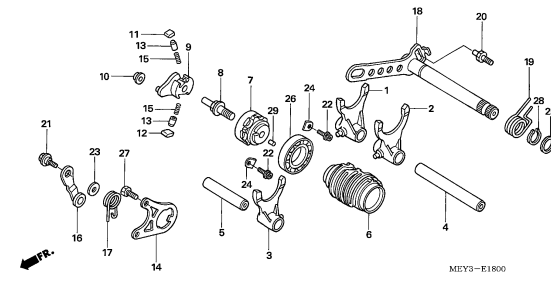
E 8



E-18

GEARSHIFT DRUM

E11



2



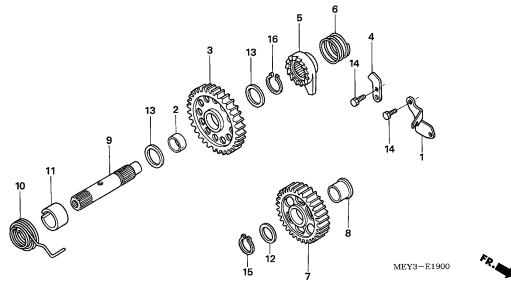
# ENGINE GROUP

C 2

E-19

KICK STARTER SPINDLE

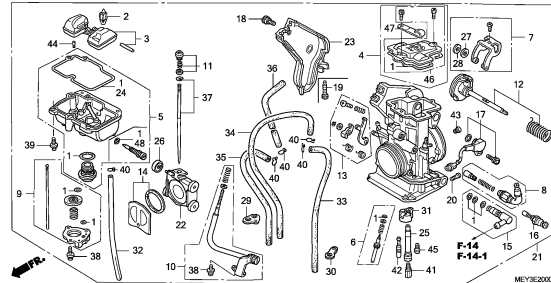
E13



E-20

CARBURETOR

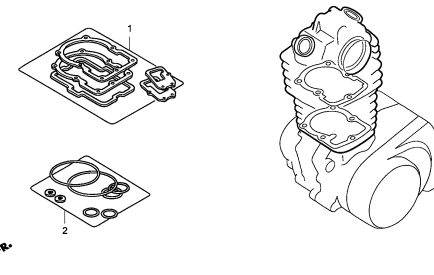
E14



EOP-1

GASKET KIT A

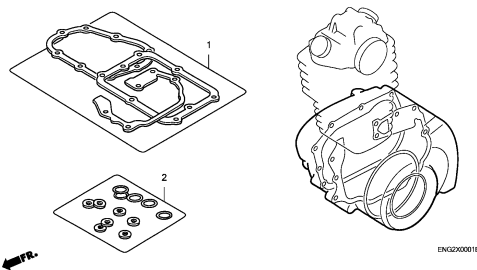
F 1



EOP-2

GASKET KIT B

F 2



2

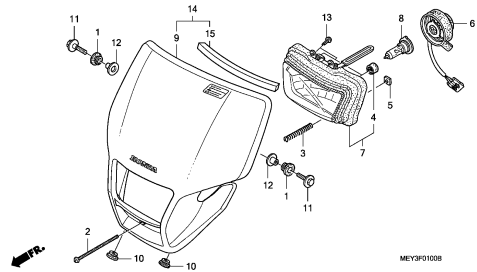
# FRAME GROUP

C 3

F-1

HEADLIGHT

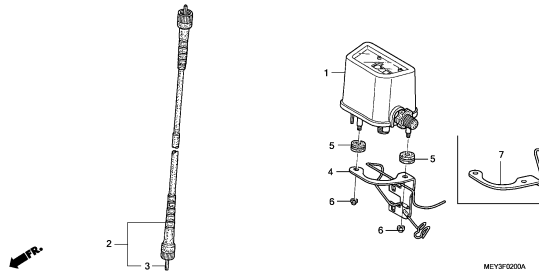
G 1



F-2

METER

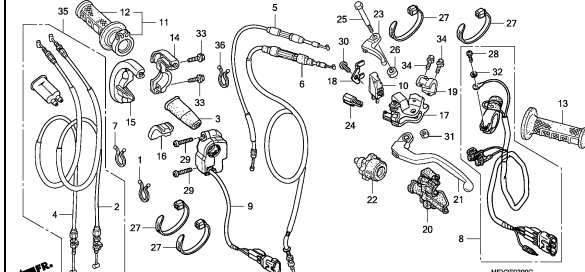
G 2



F-3

HANDLE LEVER/SWITCH/CABLE

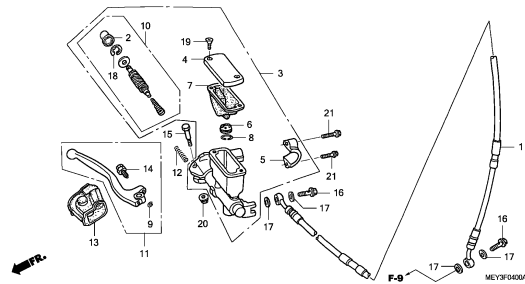
G 3



F-4

FR. BRAKE MASTER CYLINDER

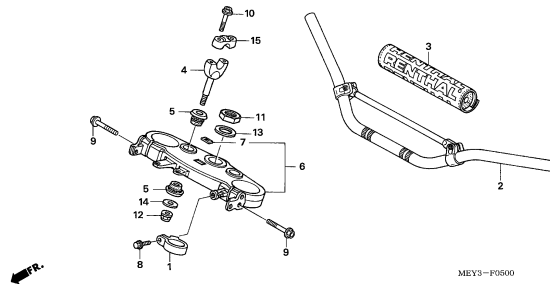
G 5



F-5

HANDLE PIPE/TOP BRIDGE  
(CRF450X5,6,7)

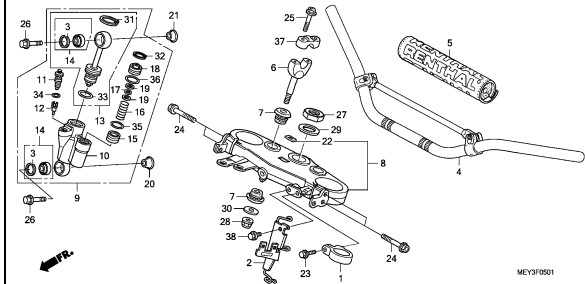
G 6



F-5-1

HANDLE PIPE/TOP BRIDGE  
(CRF450X8,9,B,C,D)

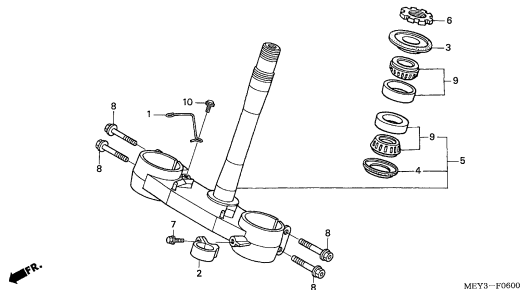
G 7



F-6

STEERING STEM

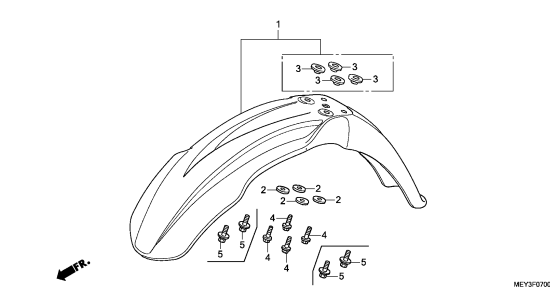
G 9



F-7

FRONT FENDER

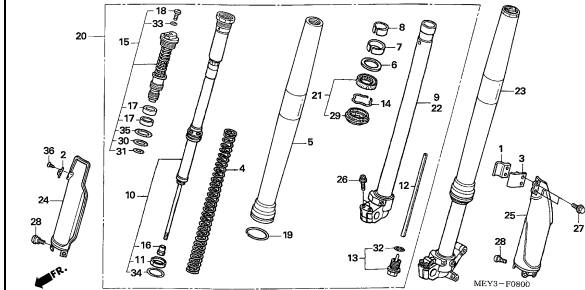
G10



F-8

FRONT FORK

G11



3

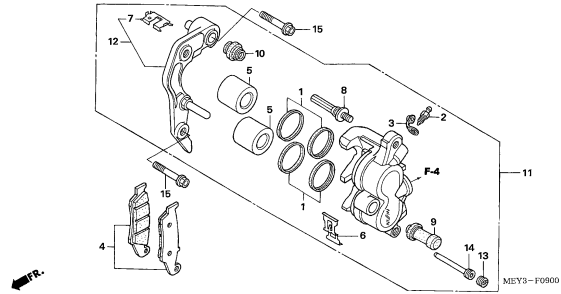
# FRAME GROUP

C 4

F-9

FRONT BRAKE CALIPER

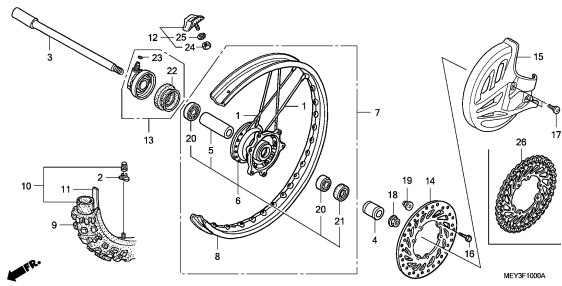
G14



F-10

FRONT WHEEL

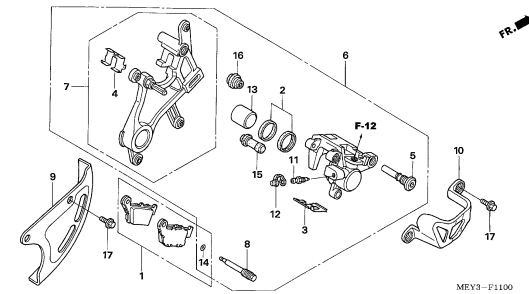
G15



F-11

REAR BRAKE CALIPER

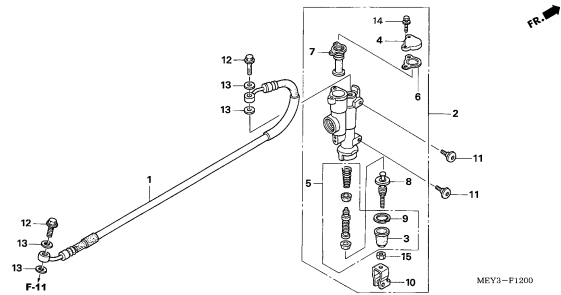
H 1



F-12

RR. BRAKE MASTER CYLINDER

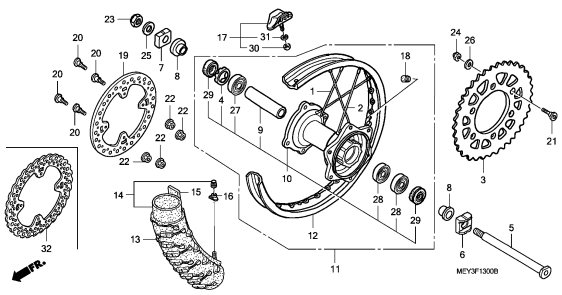
H 2



F-13

REAR WHEEL

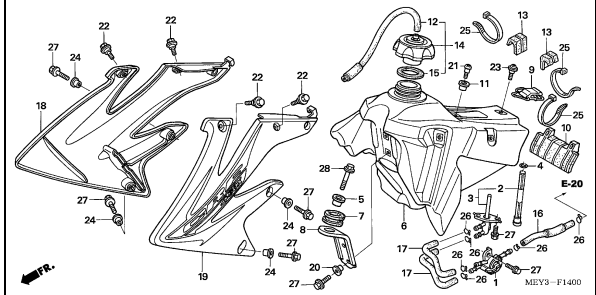
H 4



F-14

FUEL TANK(CRF450X5,6,7)

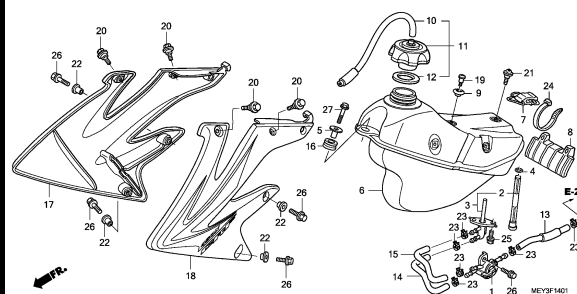
H 7



F-14-1

FUEL TANK(CRF450X8,9,B,C,D)

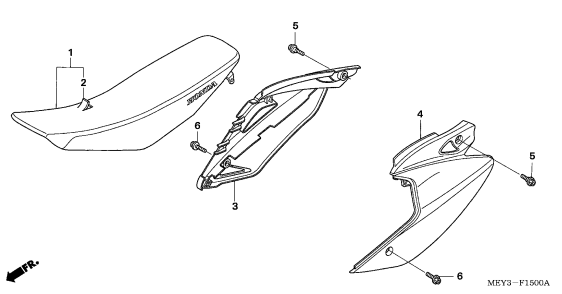
H 9



F-15

SEAT/SIDE COVER

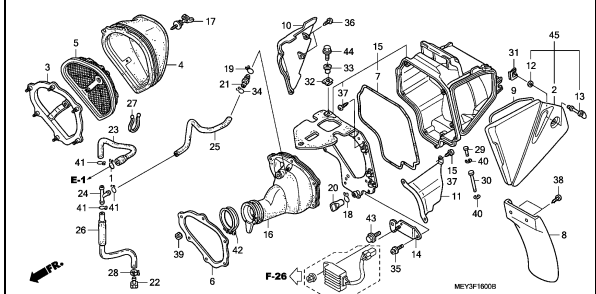
H11



F-16

AIR CLEANER

H12



3

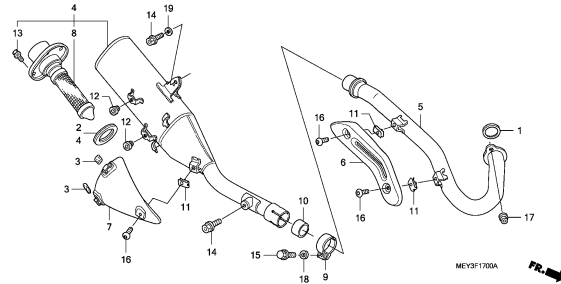
# FRAME GROUP

C 5

F-17

EXHAUST MUFFLER

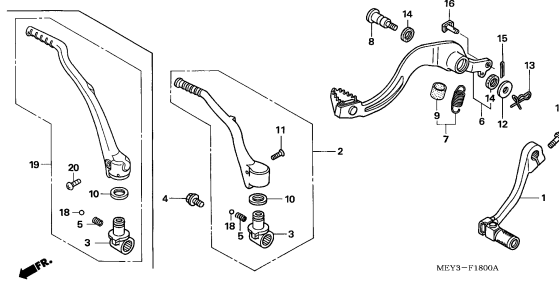
H15



F-18

PEDAL/KICK STARTER ARM

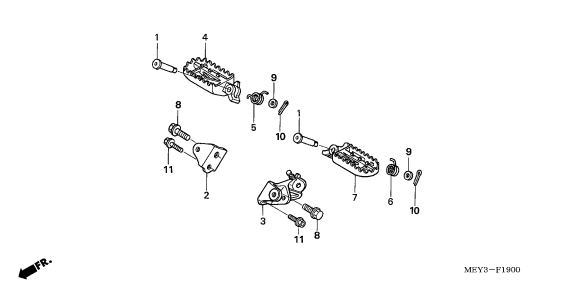
H16



F-19

STEP

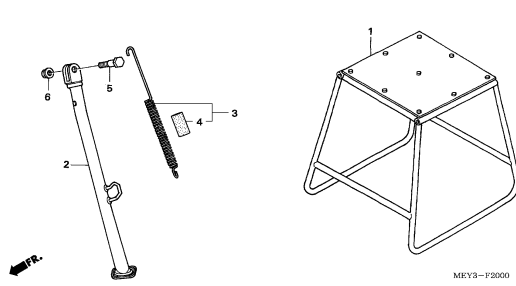
I 1



F-20

STAND

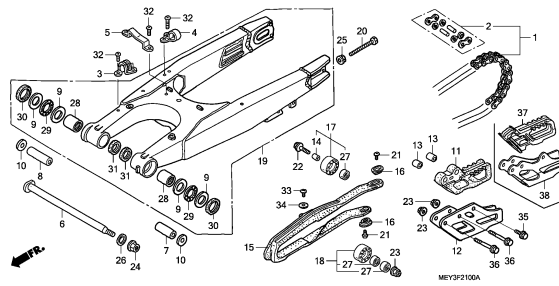
I 2



F-21

SWINGARM

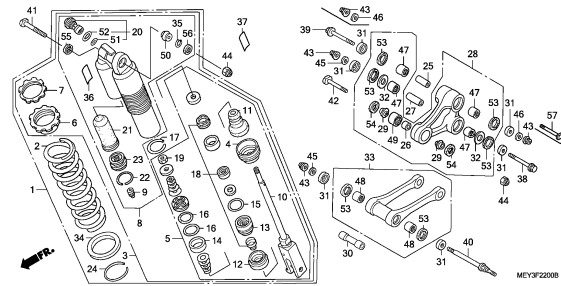
I 3



F-22

REAR CUSHION

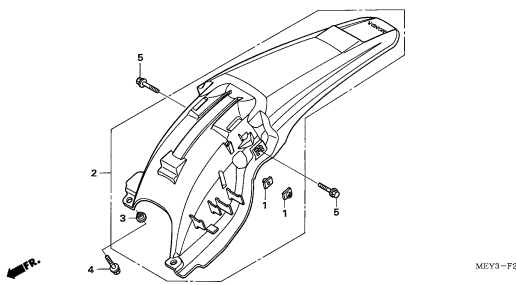
I 5



F-23

REAR FENDER

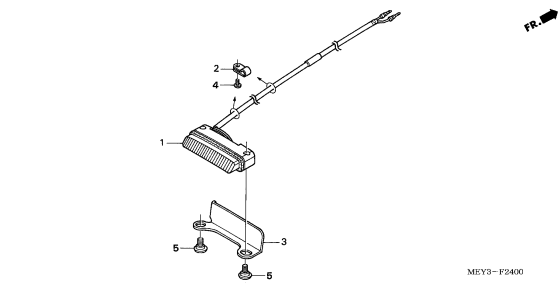
I 8



F-24

TAILLIGHT

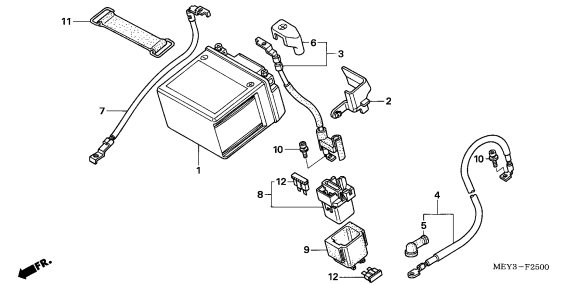
I 9



F-25

BATTERY

I10



3

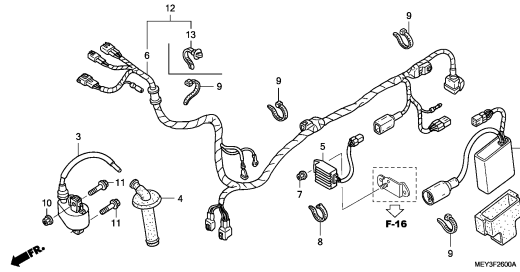
# FRAME GROUP

C 6

F-26

WIRE HARNESS

I11

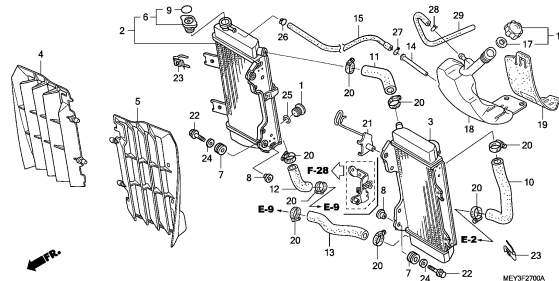


MEY3F2600A

F-27

RADIATOR

I12

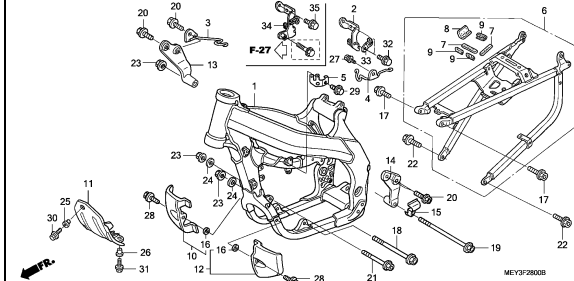


MEY3F2700A

F-28

FRAME BODY

I14

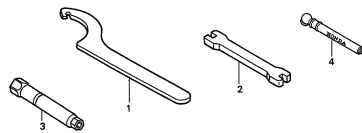


MEY3F2800B

F-29

TOOLS

I16

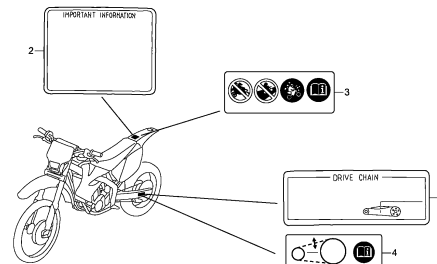


MEY3-F2900

F-30

CAUTION LABEL

J 1

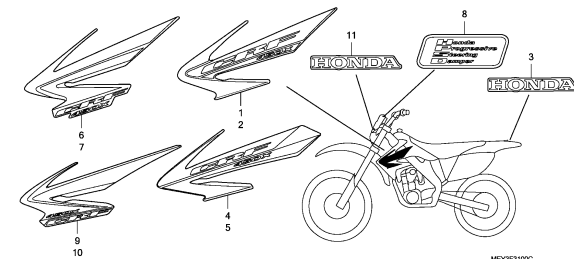


MEY3F3000B

F-31

MARK(CRF450X5,6,7,8)

J 2

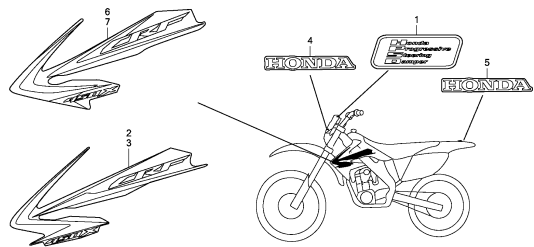


MEY3F3100C

F-31-1

MARK(CRF450X9,B,C,D)

J 3

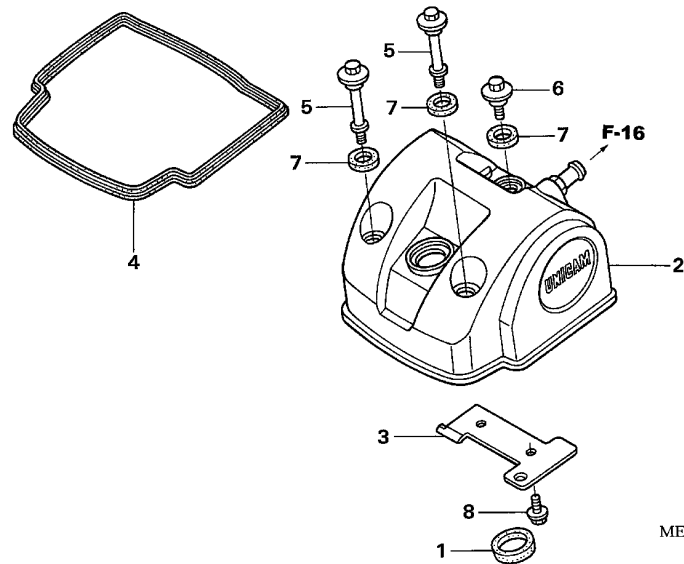


MEY3F3101A

E-1

CYLINDER HEAD COVER

D 1



FR.

Ref. No.	L.O.N.	(Relative ref. Number) Description	F.R.T.
2	1111C4	COVER, CYLINDER HEAD .....	0.3
4		(1)	
	1111D2	GASKET, CYLINDER HEAD COVER ..	0.3

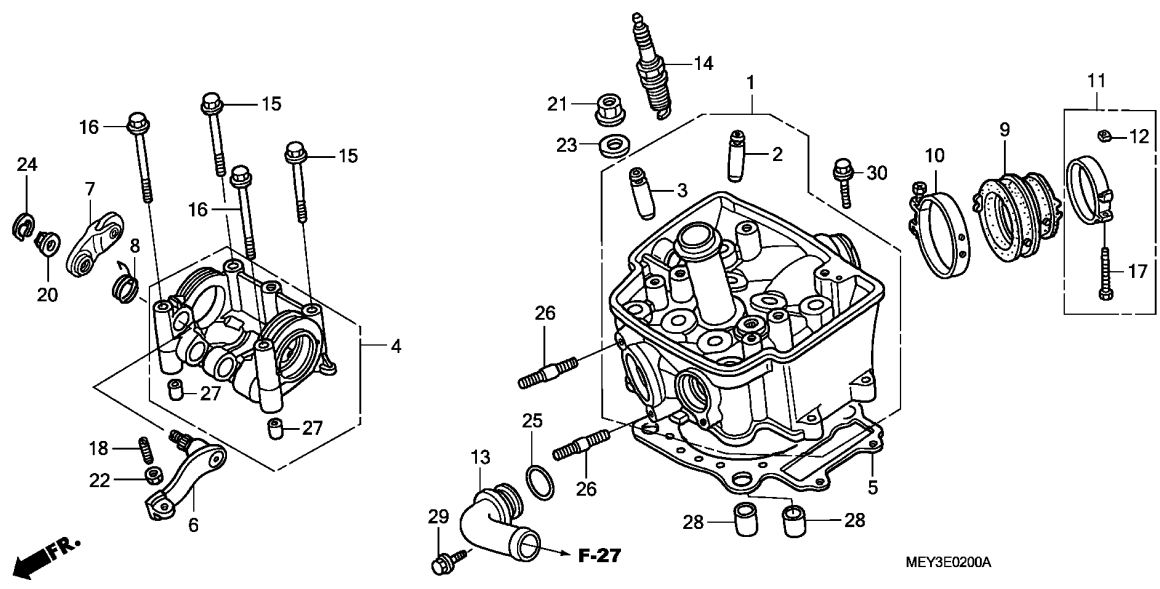
Ref. No.	Part No.	Description	Reqd. QTY								Serial No.	Parts catalogue code	
			5	6	7	8	9	B	C	D			
1	12226-MEB-670	SEAL, RING .....	1	1	1	1	1	1	1	1	1		
2	12310-MEY-670	COVER COMP., CYLINDER HEAD ..	1	1	1	1	-	-	-	-	-		
	12310-MEY-A30	.....	-	-	-	-	1	1	1	1	1		
3	12316-MEN-730	PLATE, BREATHER .....	1	1	1	1	1	1	1	1	1		
4	12391-MEB-670	GASKET, HEAD COVER .....	1	1	1	1	1	1	1	1	1		
5	90001-MEB-670	BOLT, HEAD COVER .....	2	2	2	2	2	2	2	2	2		
6	90002-MEB-670	BOLT, HEAD COVER .....	1	1	1	1	1	1	1	1	1		
7	90543-MV9-670	RUBBER, MOUNTING .....	3	3	3	3	3	3	3	3	3		
8	96300-06012-00	BOLT, FLANGE, 6X12 .....	2	2	2	2	2	2	2	2	2		

2

E-2

CYLINDER HEAD

D 2



Ref. No.	L.O.N.	(Relative ref. Number) Description	F.R.T.
1	111106	HEAD, CYLINDER ..... .INCLUDES: Valve adjust and reface	3.0
2	1111L9	GUIDE, INTAKE VALVE(ONE) ..... .INCLUDES: Reaming .INCLUDES: Valve adjust and reface	2.5
	1111L9A	.Replace all intake valve guide add .....	0.3
3	1111M0	GUIDE, EXHAUST VALVE(ONE) ..... .INCLUDES: Reaming .INCLUDES: Valve adjust and reface	2.5
	1111MOA	.Replace all exhaust valve guide add .....	0.3
	1111M9	GUIDE, VALVE :FOR 1 VEHICLE .. .INCLUDES: Reaming .INCLUDES: Valve adjust and reface	3.4
4	1111B4	HOLDER, CAMSHAFT .....	1.2
5	111115	GASKET, CYLINDER HEAD .....	1.6
6	1111T5	ARM, DECOMPRESSION LIFTER .... (8)	0.5
7	1111T6	SLIPPER, DECOMPRESSION .....	0.4

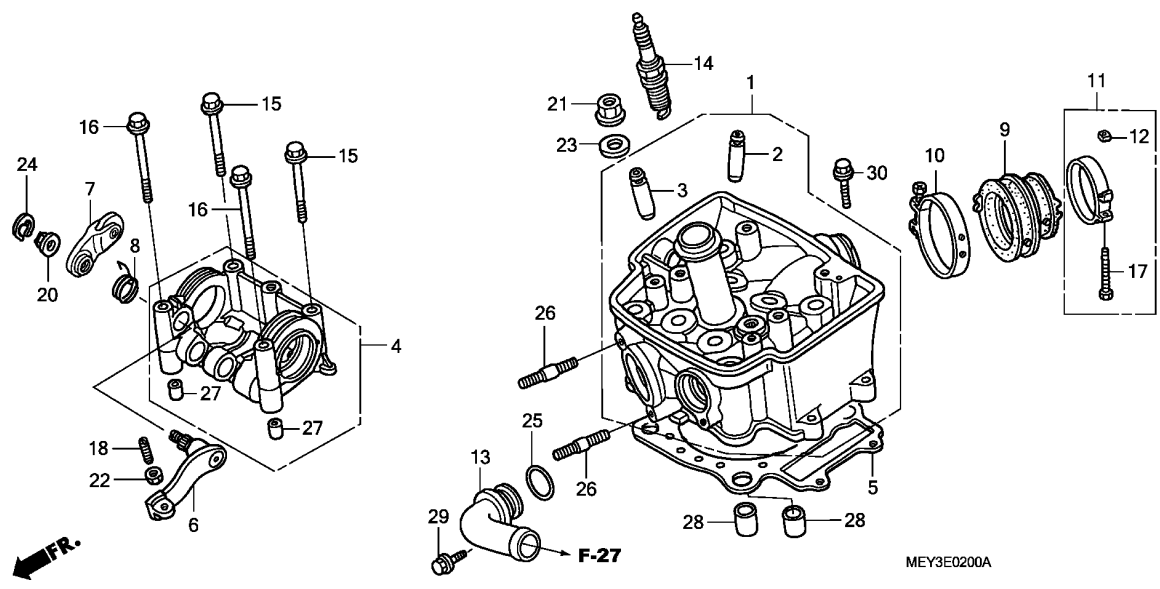
Ref. No.	Part No.	Description	Reqd. QTY							Serial No.	Parts catalogue code	
			5	6	7	CRF450X 8	9	B	C			D
1	12200-MEY-671	HEAD COMP., CYLINDER .....	1	1	1	1	1	1	1	1		
2	12204-MEB-P00	GUIDE, IN. VALVE(O.S.) .....	2	2	2	2	2	2	2	2		
3	12205-MEB-P00	GUIDE, EX. VALVE(O.S.) .....	2	2	2	2	2	2	2	2		
4	12240-MEB-770	HOLDER COMP., CAMSHAFT .....	1	1	-	-	-	-	-	-		
	12240-MEB-771	.....	-	-	1	-	-	-	-	-	----- 5202586	-----
5	12251-MEY-671	GASKET, CYLINDER HEAD .....	1	1	1	1	1	1	1	1		
6	14120-MEB-770	ARM, DECOMPRESSION LIFTER ...	1	1	1	-	-	-	-	-		
7	14130-MEN-670	SLIPPER COMP., DECOMPRESSION	1	1	1	-	-	-	-	-		
8	14133-MEB-670	SPRING, DECOMPRESSION ARM ...	1	1	1	-	-	-	-	-		
9	16210-MEB-670	INSULATOR, CARBURETOR .....	1	1	1	1	1	1	1	1		
10	16218-MCA-000	BAND, INSULATOR .....	1	1	1	1	1	1	1	1		
11	16218-MCJ-000	BAND B, INSULATOR .....	1	1	1	1	1	1	1	1		
12	16222-MV4-300	NUT, SQUARE, 5MM .....	1	1	1	1	1	1	1	1		
13	19523-KRN-730	JOINT, WATER .....	1	1	1	1	1	1	1	1		
14	31918-MEB-671	PLUG, SPARK(IFR8H11)(NGK) ...	1	1	1	1	1	1	1	1		
	31918-MEB-672	PLUG, SPARK(VK24PRZ11)(DENSO)	1	1	1	1	1	1	1	1		
	31919-MEB-671	PLUG, SPARK(IFR9H11)(NGK) ...	(1)	(1)	(1)	(1)	(1)	(1)	(1)	(1)		
	31919-MEB-672	PLUG, SPARK(VK27PRZ11)(DENSO)	(1)	(1)	(1)	(1)	(1)	(1)	(1)	(1)		
15	90002-MEB-770	BOLT, FLANGE, 6X65 .....	2	2	2	2	2	2	2	2		
16	90003-MEB-770	BOLT, FLANGE, 6X72 .....	2	2	2	2	2	2	2	2		
17	90005-MCJ-000	BOLT, RECESSED, 5X28 .....	1	1	1	1	1	1	1	1		
18	90012-MEB-670	SCREW, TAPPET ADJUSTING .....	1	1	1	-	-	-	-	-		
20	90201-MEB-670	NUT, SPECIAL, 8MM .....	1	1	1	-	-	-	-	-		

2

E-2

CYLINDER HEAD

D 3

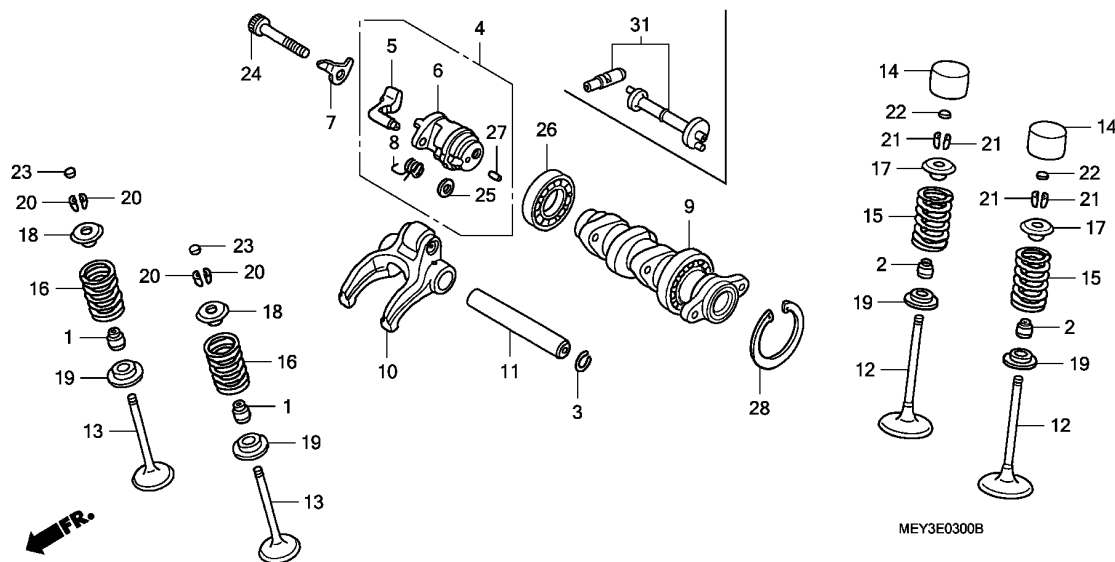


Ref. No.	L.O.N.	(Relative ref. Number) Description	F.R.T.
9	311131	INSULATOR, THROTTLE BODY/ CARBURETOR .....	0.3
13	1141F4	PIPE, WATER OUTLET :FRONT ....	0.4
14	614130	PLUG, SPARK .....	0.2

Ref. No.	Part No.	Description	Reqd. QTY								Serial No.	Parts catalogue code
			5	6	7	8	9	B	C	D		
21	90204-634-000	NUT, FLANGE, 10MM .....	4	4	4	4	4	4	4	4		
22	90206-KM3-000	NUT, TAPPET ADJUSTING .....	1	1	1	-	-	-	-	-		
23	90453-KCY-670	WASHER, PLAIN, 10MM .....	4	4	4	4	4	4	4	4		
24	90603-MEB-670	CIRCLIP, SPECIAL, 12MM .....	1	1	1	-	-	-	-	-		
25	91312-KE7-003	O-RING, 19X3(NOK) .....	1	1	1	1	1	1	1	1		
26	92900-08022-0B	BOLT, STUD, 8X22 .....	2	2	2	2	2	2	2	2		
27	94301-08100	DOWEL PIN, 8X10 .....	2	2	2	2	2	2	2	2		
28	94301-14200	DOWEL PIN, 14X20 .....	2	2	2	2	2	2	2	2		
29	96001-06020-00	BOLT, FLANGE, 6X20 .....	1	1	1	1	1	1	1	1		
30	96001-06028-00	BOLT, FLANGE, 6X28 .....	2	2	2	2	2	2	2	2		

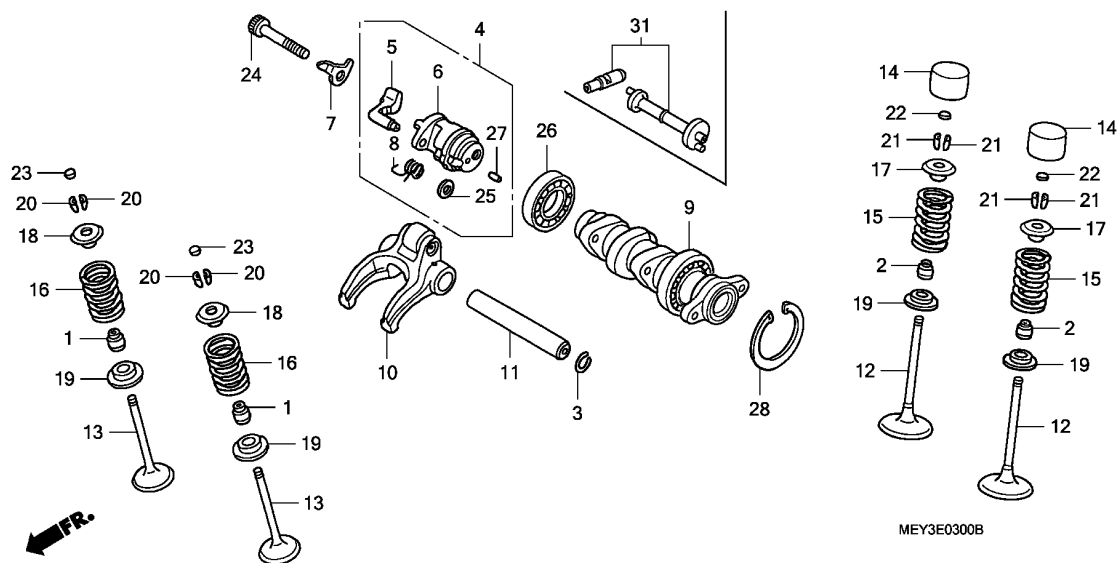
2





Ref. No.	L.O.N.	(Relative ref. Number) Description	F.R.T.
6		(4,5,8,25,27)	
1111T8		BASE, DECOMPRESSION .....	0.7
9	111118	CAMSHAFT .....	1.2
		.INCLUDES: Valve adjustment (11)	
10	1111K9	ARM, EXHAUST VALVE ROCKER(ONE) .....	0.7
		.INCLUDES: Valve adjustment	
12	1111N0	VALVE, INTAKE(ONE) .....	2.0
		.INCLUDES: Refacing	
	1111N0A	.Replace all intake valve add	0.2
13	1111N1	VALVE, EXHAUST(ONE) .....	2.0
		.INCLUDES: Refacing	
	1111N1A	.Replace all exhaust valve add	0.2
	1111P0	VALVE :FOR 1 VEHICLE .....	2.6
		.INCLUDES: Refacing (2,17,19,21)	
15	1111P2	INTAKE VALVE SPRING AND/OR STEM SEAL(ONE) .....	1.8
	1111P2A	.Replace all intake spring add (1,18,19,20)	0.1
16	1111P3	EXHAUST VALVE SPRING AND/OR STEM SEAL(ONE) .....	1.8
	1111P3A	.Replace all exhaust spring add .....	0.1
	+		

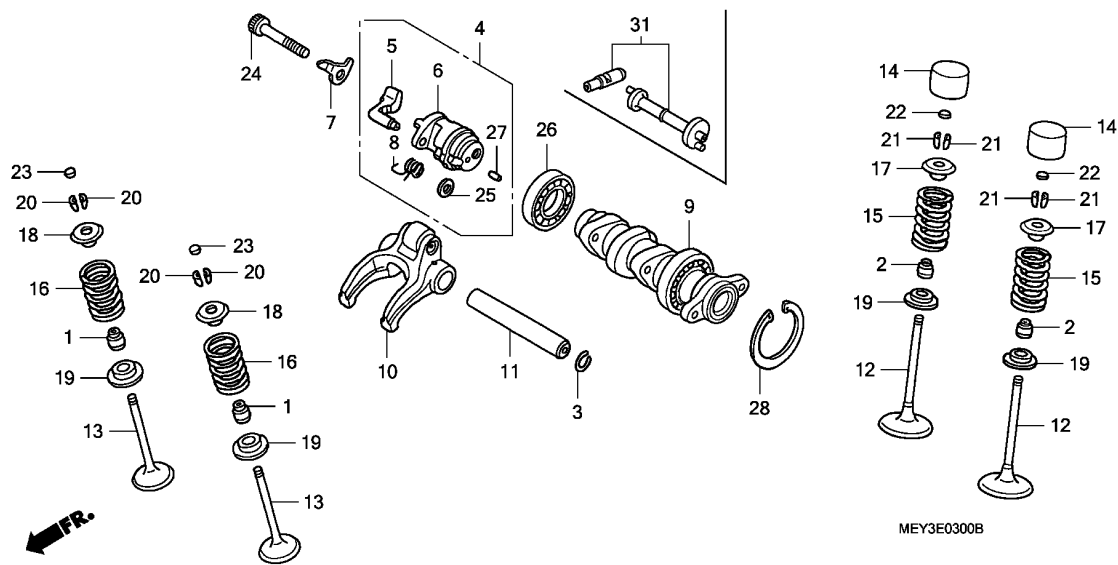
Ref. No.	Part No.	Description	Reqd. QTY										Serial No.	Parts catalogue code
			5	6	7	CRF450X		B	C	D				
1	12209-GB4-682	SEAL, VALVE STEM(ARAI) .....	2	2	2	2	2	2	2	2	2			
2	12209-KL4-005	SEAL, VALVE STEM(NOK) .....	2	2	2	2	2	2	2	2	2			
3	13115-156-000	CLIP, PISTON PIN, 12MM .....	1	1	1	1	1	1	1	1	1			
4	14100-HP1-670	DECOMPRESSION ASSY. ....	1	-	-	-	-	-	-	-	-	5013448	5013448	
	14100-HP1-671	.....	1	-	-	-	-	-	-	-	-	5013449	5013449	
			-	1	1	-	-	-	-	-	-			
5	14102-HP1-670	WEIGHT, DECOMPRESSION .....	1	1	1	-	-	-	-	-	-			
6	14103-MEB-670	BASE, DECOMPRESSION .....	1	1	1	-	-	-	-	-	-			
7	14105-MEB-670	PLATE, WEIGHT SETTING .....	1	1	1	-	-	-	-	-	-			
8	14106-MEB-672	SPRING, DECOMPRESSION .....	1	-	-	-	-	-	-	-	-	5013448	5013448	
	14106-MEB-673	.....	1	-	-	-	-	-	-	-	-	5013449	5013449	
			-	1	1	-	-	-	-	-	-			
9	14110-MEY-670	CAMSHAFT COMP. ....	1	1	1	-	-	-	-	-	-			
	14110-MEY-A20	.....	-	-	-	1	1	1	1	1	1			
10	14440-MEB-671	ARM COMP., EX. ROCKER .....	1	1	1	1	1	1	1	1	1			
11	14451-MEB-670	SHAFT, EX. ROCKER ARM .....	1	1	1	1	1	1	1	1	1			
12	14711-MEY-670	VALVE, IN. ....	2	2	2	2	2	2	2	2	2			
13	14721-MEY-670	VALVE, EX. ....	2	2	2	2	2	2	2	2	2			
14	14731-MEB-670	LIFTER, VALVE .....	2	2	2	2	2	2	2	2	2			
15	14751-MEB-670	SPRING, IN. VALVE .....	2	2	2	2	2	2	2	2	2			
16	14752-MEY-670	SPRING, EX. VALVE .....	2	2	2	2	2	2	2	2	2			
17	14771-MEB-670	RETAINER, IN. VALVE SPRING ..	2	2	2	2	2	2	2	2	2			
18	14772-MEB-670	RETAINER, EX. VALVE SPRING ..	2	2	2	2	2	2	2	2	2			
19	14775-KGB-610	SEAT, VALVE SPRING .....	4	4	4	4	4	4	4	4	4			
20	14781-MAT-000	COTTER, VALVE .....	4	4	4	4	4	4	4	4	4			



Ref. No.	L.O.N.	(Relative ref. Number) Description	F.R.T.
+16	1111Q2	VALVE SPRING AND/OR STEM SEAL :FOR 1 VEHICLE .....	2.1
26	1111Q5	BEARING, CAMSHAFT .....	1.2
31	1111AP	SHAFT, DECOMPRESSION .....	0.7

Ref. No.	Part No.	Description	Reqd. QTY										Serial No.	Parts catalogue code
			5	6	7	8	9	B	C	D				
21	14781-MEB-670	COTTER, VALVE .....	4	4	4	4	4	4	4	4	4			
22	14901-MBB-000	SHIM, TAPPET(1.20) .....	2	2	2	2	2	2	2	2	2			
	14902-MBB-000	SHIM, TAPPET(1.225) .....	2	2	2	2	2	2	2	2	2			
	14903-MBB-000	SHIM, TAPPET(1.250) .....	2	2	2	2	2	2	2	2	2			
	14904-MBB-000	SHIM, TAPPET(1.275) .....	2	2	2	2	2	2	2	2	2			
	14905-MBB-000	SHIM, TAPPET(1.30) .....	2	2	2	2	2	2	2	2	2			
	14906-MBB-000	SHIM, TAPPET(1.325) .....	2	2	2	2	2	2	2	2	2			
	14907-MBB-000	SHIM, TAPPET(1.350) .....	2	2	2	2	2	2	2	2	2			
	14908-MBB-000	SHIM, TAPPET(1.375) .....	2	2	2	2	2	2	2	2	2			
	14909-MBB-000	SHIM, TAPPET(1.40) .....	2	2	2	2	2	2	2	2	2			
	14910-MBB-000	SHIM, TAPPET(1.425) .....	2	2	2	2	2	2	2	2	2			
	14911-MBB-000	SHIM, TAPPET(1.450) .....	2	2	2	2	2	2	2	2	2			
	14912-MBB-000	SHIM, TAPPET(1.475) .....	2	2	2	2	2	2	2	2	2			
	14913-MBB-000	SHIM, TAPPET(1.50) .....	2	2	2	2	2	2	2	2	2			
	14914-MBB-000	SHIM, TAPPET(1.525) .....	2	2	2	2	2	2	2	2	2			
	14915-MBB-000	SHIM, TAPPET(1.550) .....	2	2	2	2	2	2	2	2	2			
	14916-MBB-000	SHIM, TAPPET(1.575) .....	2	2	2	2	2	2	2	2	2			
	14917-MBB-000	SHIM, TAPPET(1.60) .....	2	2	2	2	2	2	2	2	2			
	14918-MBB-000	SHIM, TAPPET(1.625) .....	2	2	2	2	2	2	2	2	2			
	14919-MBB-000	SHIM, TAPPET(1.650) .....	2	2	2	2	2	2	2	2	2			
	14920-MBB-000	SHIM, TAPPET(1.675) .....	2	2	2	2	2	2	2	2	2			
	14921-MBB-000	SHIM, TAPPET(1.70) .....	2	2	2	2	2	2	2	2	2			
	14922-MBB-000	SHIM, TAPPET(1.725) .....	2	2	2	2	2	2	2	2	2			
	14923-MBB-000	SHIM, TAPPET(1.750) .....	2	2	2	2	2	2	2	2	2			
	14924-MBB-000	SHIM, TAPPET(1.775) .....	2	2	2	2	2	2	2	2	2			
	14925-MBB-000	SHIM, TAPPET(1.80) .....	2	2	2	2	2	2	2	2	2			
	14926-MBB-000	SHIM, TAPPET(1.825) .....	2	2	2	2	2	2	2	2	2			
	14927-MBB-000	SHIM, TAPPET(1.850) .....	2	2	2	2	2	2	2	2	2			
	14928-MBB-000	SHIM, TAPPET(1.875) .....	2	2	2	2	2	2	2	2	2			

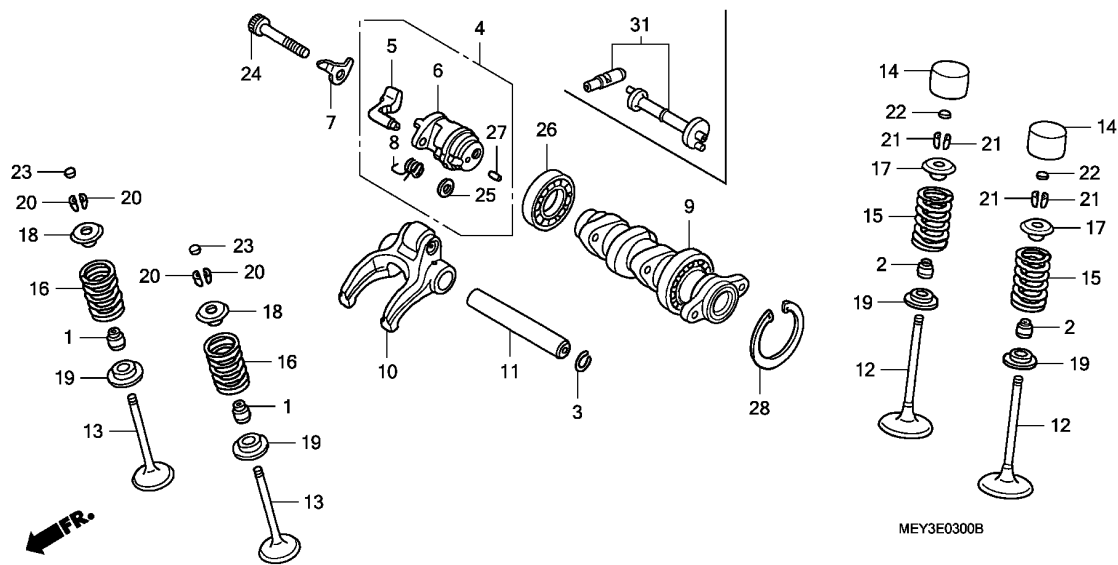




Ref. No.	Part No.	Description	Reqd. QTY										Serial No.	Parts catalogue code
			5	6	7	8	9	B	C	D				
22)	14929-MBB-000	SHIM, TAPPET (1.90)	2	2	2	2	2	2	2	2	2			
	14930-MBB-000	SHIM, TAPPET (1.925)	2	2	2	2	2	2	2	2	2			
	14931-MBB-000	SHIM, TAPPET (1.950)	2	2	2	2	2	2	2	2	2			
	14932-MBB-000	SHIM, TAPPET (1.975)	2	2	2	2	2	2	2	2	2			
	14933-MBB-000	SHIM, TAPPET (2.00)	2	2	2	2	2	2	2	2	2			
	14934-MBB-000	SHIM, TAPPET (2.025)	2	2	2	2	2	2	2	2	2			
	14935-MBB-000	SHIM, TAPPET (2.050)	2	2	2	2	2	2	2	2	2			
	14936-MBB-000	SHIM, TAPPET (2.075)	2	2	2	2	2	2	2	2	2			
	14937-MBB-000	SHIM, TAPPET (2.10)	2	2	2	2	2	2	2	2	2			
	14938-MBB-000	SHIM, TAPPET (2.125)	2	2	2	2	2	2	2	2	2			
	14939-MBB-000	SHIM, TAPPET (2.150)	2	2	2	2	2	2	2	2	2			
	14940-MBB-000	SHIM, TAPPET (2.175)	2	2	2	2	2	2	2	2	2			
	14941-MBB-000	SHIM, TAPPET (2.20)	2	2	2	2	2	2	2	2	2			
	14942-MBB-000	SHIM, TAPPET (2.225)	2	2	2	2	2	2	2	2	2			
	14943-MBB-000	SHIM, TAPPET (2.250)	2	2	2	2	2	2	2	2	2			
	14944-MBB-000	SHIM, TAPPET (2.275)	2	2	2	2	2	2	2	2	2			
	14945-MBB-000	SHIM, TAPPET (2.30)	2	2	2	2	2	2	2	2	2			
	14946-MBB-000	SHIM, TAPPET (2.325)	2	2	2	2	2	2	2	2	2			
	14947-MBB-000	SHIM, TAPPET (2.350)	2	2	2	2	2	2	2	2	2			
	14948-MBB-000	SHIM, TAPPET (2.375)	2	2	2	2	2	2	2	2	2			
	14949-MBB-000	SHIM, TAPPET (2.40)	2	2	2	2	2	2	2	2	2			
	14950-MBB-000	SHIM, TAPPET (2.425)	2	2	2	2	2	2	2	2	2			
	14951-MBB-000	SHIM, TAPPET (2.450)	2	2	2	2	2	2	2	2	2			
23	14901-MBB-000	SHIM, TAPPET (1.20)	2	2	2	2	2	2	2	2	2			
	14902-MBB-000	SHIM, TAPPET (1.225)	2	2	2	2	2	2	2	2	2			
	14903-MBB-000	SHIM, TAPPET (1.250)	2	2	2	2	2	2	2	2	2			
	14904-MBB-000	SHIM, TAPPET (1.275)	2	2	2	2	2	2	2	2	2			
	14905-MBB-000	SHIM, TAPPET (1.30)	2	2	2	2	2	2	2	2	2			
	14906-MBB-000	SHIM, TAPPET (1.325)	2	2	2	2	2	2	2	2	2			

Ref. No.	Part No.	Description	Reqd. QTY										Serial No.	Parts catalogue code
			5	6	7	8	9	B	C	D				
23)	14907-MBB-000	SHIM, TAPPET(1.350)	2	2	2	2	2	2	2	2	2			
	14908-MBB-000	SHIM, TAPPET(1.375)	2	2	2	2	2	2	2	2	2			
	14909-MBB-000	SHIM, TAPPET(1.40)	2	2	2	2	2	2	2	2	2			
	14910-MBB-000	SHIM, TAPPET(1.425)	2	2	2	2	2	2	2	2	2			
	14911-MBB-000	SHIM, TAPPET(1.450)	2	2	2	2	2	2	2	2	2			
	14912-MBB-000	SHIM, TAPPET(1.475)	2	2	2	2	2	2	2	2	2			
	14913-MBB-000	SHIM, TAPPET(1.50)	2	2	2	2	2	2	2	2	2			
	14914-MBB-000	SHIM, TAPPET(1.525)	2	2	2	2	2	2	2	2	2			
	14915-MBB-000	SHIM, TAPPET(1.550)	2	2	2	2	2	2	2	2	2			
	14916-MBB-000	SHIM, TAPPET(1.575)	2	2	2	2	2	2	2	2	2			
	14917-MBB-000	SHIM, TAPPET(1.60)	2	2	2	2	2	2	2	2	2			
	14918-MBB-000	SHIM, TAPPET(1.625)	2	2	2	2	2	2	2	2	2			
	14919-MBB-000	SHIM, TAPPET(1.650)	2	2	2	2	2	2	2	2	2			
	14920-MBB-000	SHIM, TAPPET(1.675)	2	2	2	2	2	2	2	2	2			
	14921-MBB-000	SHIM, TAPPET(1.70)	2	2	2	2	2	2	2	2	2			
	14922-MBB-000	SHIM, TAPPET(1.725)	2	2	2	2	2	2	2	2	2			
	14923-MBB-000	SHIM, TAPPET(1.750)	2	2	2	2	2	2	2	2	2			
	14924-MBB-000	SHIM, TAPPET(1.775)	2	2	2	2	2	2	2	2	2			
	14925-MBB-000	SHIM, TAPPET(1.80)	2	2	2	2	2	2	2	2	2			
	14926-MBB-000	SHIM, TAPPET(1.825)	2	2	2	2	2	2	2	2	2			
	14927-MBB-000	SHIM, TAPPET(1.850)	2	2	2	2	2	2	2	2	2			
	14928-MBB-000	SHIM, TAPPET(1.875)	2	2	2	2	2	2	2	2	2			
	14929-MBB-000	SHIM, TAPPET(1.90)	2	2	2	2	2	2	2	2	2			
	14930-MBB-000	SHIM, TAPPET(1.925)	2	2	2	2	2	2	2	2	2			
	14931-MBB-000	SHIM, TAPPET(1.950)	2	2	2	2	2	2	2	2	2			
	14932-MBB-000	SHIM, TAPPET(1.975)	2	2	2	2	2	2	2	2	2			
	14933-MBB-000	SHIM, TAPPET(2.00)	2	2	2	2	2	2	2	2	2			
	14934-MBB-000	SHIM, TAPPET(2.025)	2	2	2	2	2	2	2	2	2			
	14935-MBB-000	SHIM, TAPPET(2.050)	2	2	2	2	2	2	2	2	2			
	14936-MBB-000	SHIM, TAPPET(2.075)	2	2	2	2	2	2	2	2	2			
	14937-MBB-000	SHIM, TAPPET(2.10)	2	2	2	2	2	2	2	2	2			
	14938-MBB-000	SHIM, TAPPET(2.125)	2	2	2	2	2	2	2	2	2			
	14939-MBB-000	SHIM, TAPPET(2.150)	2	2	2	2	2	2	2	2	2			
	14940-MBB-000	SHIM, TAPPET(2.175)	2	2	2	2	2	2	2	2	2			
	14941-MBB-000	SHIM, TAPPET(2.20)	2	2	2	2	2	2	2	2	2			
	14942-MBB-000	SHIM, TAPPET(2.225)	2	2	2	2	2	2	2	2	2			
	14943-MBB-000	SHIM, TAPPET(2.250)	2	2	2	2	2	2	2	2	2			
	14944-MBB-000	SHIM, TAPPET(2.275)	2	2	2	2	2	2	2	2	2			
	14945-MBB-000	SHIM, TAPPET(2.30)	2	2	2	2	2	2	2	2	2			
	14946-MBB-000	SHIM, TAPPET(2.325)	2	2	2	2	2	2	2	2	2			
	14947-MBB-000	SHIM, TAPPET(2.350)	2	2	2	2	2	2	2	2	2			
	14948-MBB-000	SHIM, TAPPET(2.375)	2	2	2	2	2	2	2	2	2			
	14949-MBB-000	SHIM, TAPPET(2.40)	2	2	2	2	2	2	2	2	2			
	14950-MBB-000	SHIM, TAPPET(2.425)	2	2	2	2	2	2	2	2	2			
	14951-MBB-000	SHIM, TAPPET(2.450)	2	2	2	2	2	2	2	2	2			
	14952-MEB-670	SHIM, TAPPET(2.475)	2	2	2	2	2	2	2	2	2			
	14953-MEB-670	SHIM, TAPPET(2.500)	2	2	2	2	2	2	2	2	2			
	14954-MEB-670	SHIM, TAPPET(2.525)	2	2	2	2	2	2	2	2	2			
	14955-MEB-670	SHIM, TAPPET(2.550)	2	2	2	2	2	2	2	2	2			
	14956-MEB-670	SHIM, TAPPET(2.575)	2	2	2	2	2	2	2	2	2			
	14957-MEB-670	SHIM, TAPPET(2.600)	2	2	2	2	2	2	2	2	2			
	14958-MEB-670	SHIM, TAPPET(2.625)	2	2	2	2	2	2	2	2	2			
	14959-MEB-670	SHIM, TAPPET(2.650)	2	2	2	2	2	2	2	2	2			
	14960-MEB-670	SHIM, TAPPET(2.675)	2	2	2	2	2	2	2	2	2			
	14961-MEB-670	SHIM, TAPPET(2.700)	2	2	2	2	2	2	2	2	2			
	14962-MEB-670	SHIM, TAPPET(2.725)	2	2	2	2	2	2	2	2	2			
	14963-MEB-670	SHIM, TAPPET(2.750)	2	2	2	2	2	2	2	2	2			
	14964-MEB-670	SHIM, TAPPET(2.775)	2	2	2	2	2	2	2	2	2			



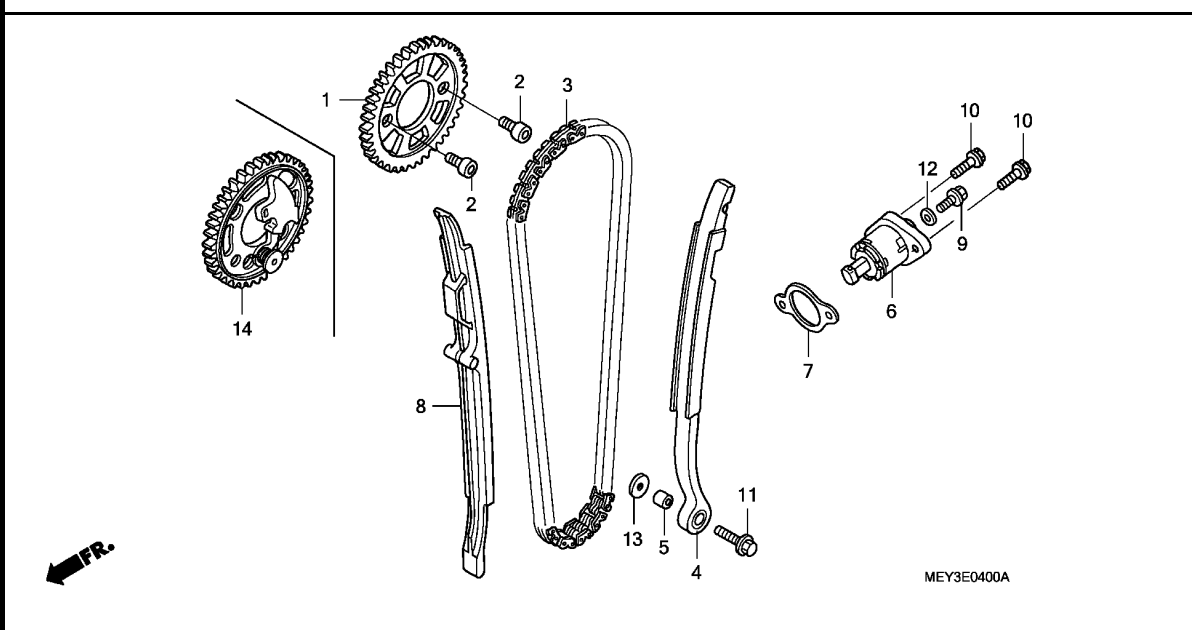


Ref. No.	Part No.	Description	Reqd. QTY										Serial No.	Parts catalogue code
			5	6	7	CRF450X		B	C	D				
23)	14965-MEB-670	SHIM, TAPPET(2.800) .....	2	2	2	2	2	2	2	2	2			
	14966-MEB-670	SHIM, TAPPET(2.825) .....	2	2	2	2	2	2	2	2	2			
	14967-MEB-670	SHIM, TAPPET(2.850) .....	2	2	2	2	2	2	2	2	2			
	14968-MEB-670	SHIM, TAPPET(2.875) .....	2	2	2	2	2	2	2	2	2			
	14969-MEB-670	SHIM, TAPPET(2.900) .....	2	2	2	2	2	2	2	2	2			
	14970-MEB-670	SHIM, TAPPET(2.925) .....	2	2	2	2	2	2	2	2	2			
	14971-MEB-670	SHIM, TAPPET(2.950) .....	2	2	2	2	2	2	2	2	2			
	14972-MEB-670	SHIM, TAPPET(2.975) .....	2	2	2	2	2	2	2	2	2			
	14973-MEB-670	SHIM, TAPPET(3.000) .....	2	2	2	2	2	2	2	2	2			
24	90006-MEB-670	BOLT, SOCKET, 8X45 .....	1	1	1	-	-	-	-	-	-			
25	90444-611-920	WASHER A, TACHOMETER .....	1	1	1	-	-	-	-	-	-			
26	91003-KFO-008	BEARING, RADIAL BALL, 6904 ..	1	1	1	1	1	1	1	1	1			
27	91102-KGB-611	ROLLER, 3.5X12.8 .....	1	1	1	-	-	-	-	-	-			
28	94520-42120	CIRCLIP, INTERNAL, 42MM .....	1	1	1	1	1	1	1	1	1			
31	06140-MEY-305	KIT, DECOMPRESSION .....	-	-	-	1	1	1	1	1	1			

E-4

CAM CHAIN/TENSIONER

D 9



Ref. No.	L.O.N.	(Relative ref. Number) Description	F.R.T.
1		(14)	
1	1111Q4	SPROCKET, CAM .....	0.6
3	110140	CHAIN, CAM .....	1.3
4	111130	TENSIONER, CAM CHAIN .....	1.3
6		(7)	
6	111133	LIFTER, TENSIONER .....	0.2
8	111139	GUIDE, CAM CHAIN .....	1.6

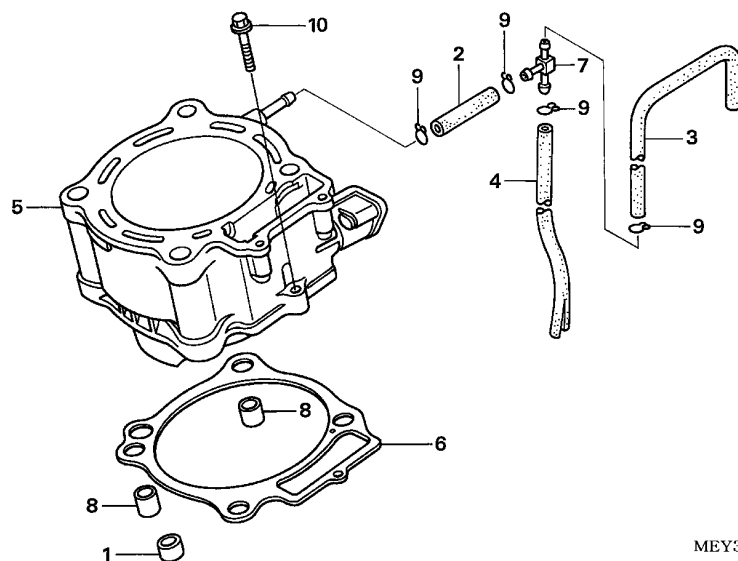
Ref. No.	Part No.	Description	Reqd. QTY										Serial No.	Parts catalogue code	
			5	6	7	CRF450X									
1	14321-MEB-671	SPROCKET, CAM(36T) .....	1	1	1	-	-	-	-	-	-	-	-	-	-
2	14322-MN1-670	BOLT, SPECIAL KNOCK, 7X10.4 ..	2	2	2	2	2	2	2	2	2	2	2	2	2
3	14401-MEB-671	CHAIN, CAM(112L)(BORG WARNER)	1	1	1	1	1	1	1	1	1	1	1	1	1
4	14510-MEB-670	TENSIONER COMP., CAM CHAIN ..	1	1	1	1	1	1	1	1	1	1	1	1	1
5	14515-KF0-000	COLLAR, TENSIONER, 6X9 .....	1	1	1	1	1	1	1	1	1	1	1	1	1
6	14520-MEN-671	LIFTER ASSY., TENSIONER .....	1	1	1	1	1	1	1	1	1	1	1	1	1
7	14560-MEN-671	GASKET, TENSIONER LIFTER .....	1	1	1	1	1	1	1	1	1	1	1	1	1
8	14620-MEN-671	GUIDE, CAM CHAIN .....	1	1	1	1	1	1	1	1	1	1	1	1	1
9	90004-GHB-600	BOLT, FLANGE, 6X10(NSHF) .....	1	1	1	1	1	1	1	1	1	1	1	1	1
10	90004-GHB-670	BOLT, FLANGE, 6X25(NSHF) .....	2	2	2	2	2	2	2	2	2	2	2	2	2
11	90088-MEB-670	BOLT, FLANGE, 6X25 .....	1	1	1	1	1	1	1	1	1	1	1	1	1
12	90442-397-000	WASHER, SEALING, 6MM .....	1	1	1	1	1	1	1	1	1	1	1	1	1
13	90482-567-000	WASHER, SPECIAL, 6MM .....	1	1	1	1	1	1	1	1	1	1	1	1	1
14	14320-MEY-A20	SPROCKET COMP., CAM(36T) .....	-	-	-	1	1	1	1	1	1	1	1	1	1

2

E-5

CYLINDER

D10



Ref. No.	L.O.N.	(Relative ref. Number) Description	F.R.T.
5	1111A5	CYLINDER .....	2.0
6	111102	GASKET, CYLINDER .....	1.9

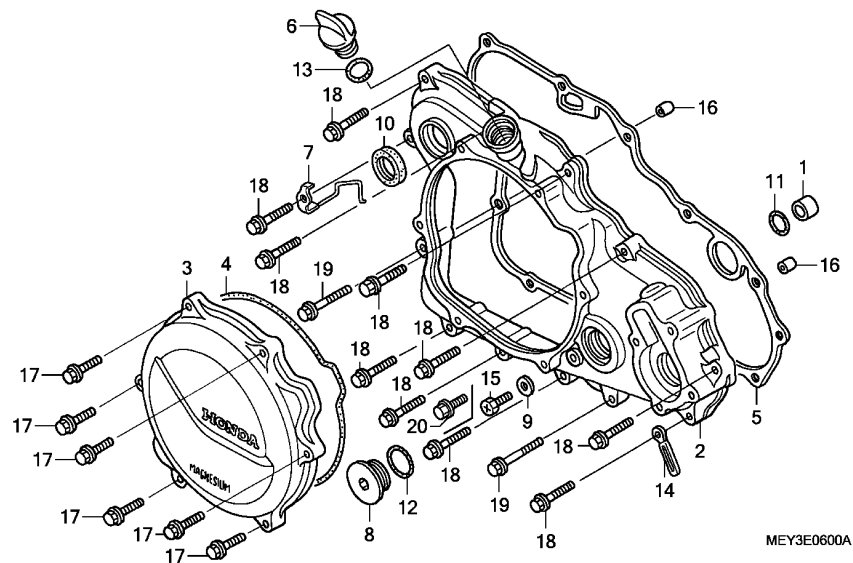
Ref. No.	Part No.	Description	Reqd. QTY								Serial No.	Parts catalogue code
			5	6	7	CRF450X		B	C	D		
1	11102-MEB-670	COLLAR, WATER PASS, 18MM .....	1	1	1	-	-	-	-	-	-	-
2	11105-MEY-670	TUBE A, BREATHER .....	1	1	1	1	1	1	1	1	1	1
3	11107-MEY-670	TUBE B, BREATHER .....	1	1	1	1	1	1	1	1	1	1
4	11108-MEY-670	TUBE C, BREATHER .....	1	1	1	1	1	1	1	1	1	1
5	12100-MEY-670	CYLINDER COMP. ....	1	1	1	1	-	-	-	-	-	-
	12100-MEY-671	.....	-	-	-	-	1	1	1	-	----- 5407750	-
			-	-	-	-	1	1	1	-	5407751 -----	-
			-	-	-	-	-	-	-	-	-	1
6	12191-MEY-671	GASKET, CYLINDER .....	1	1	1	1	1	1	1	1	1	1
7	16961-MCT-010	JOINT, THREE WAY .....	1	1	1	1	1	1	1	1	1	1
8	94301-14200	DOWEL PIN, 14X20 .....	2	2	2	2	2	2	2	2	2	2
9	95002-02100	CLIP, TUBE(B10) .....	4	4	4	4	4	4	4	4	4	4
10	96001-06028-00	BOLT, FLANGE, 6X28 .....	1	1	1	1	1	1	1	1	1	1

2

E-6

R. CRANKCASE COVER

D11

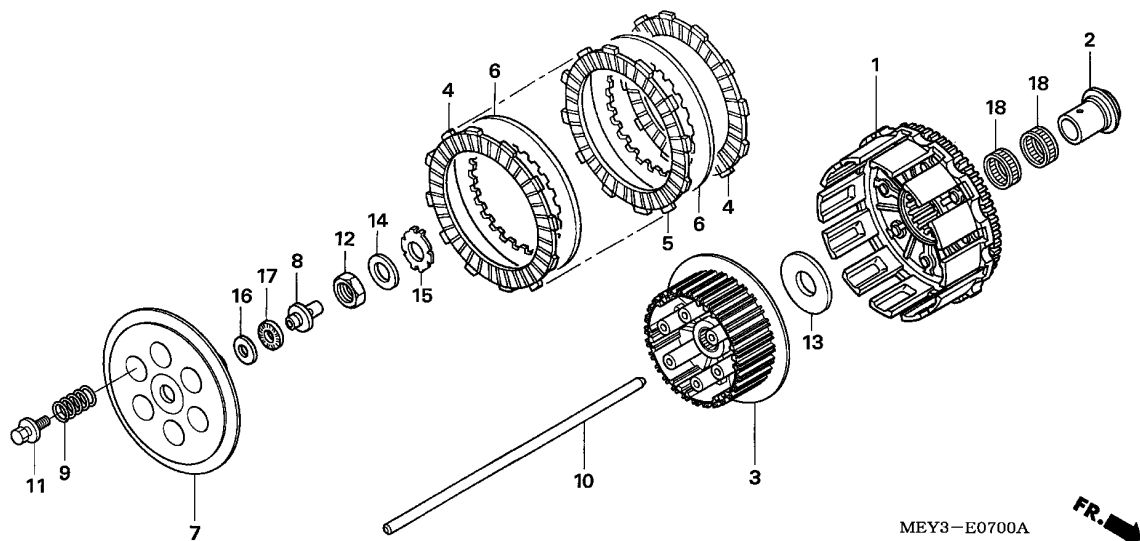


Ref. No.	L.O.N.	(Relative ref. Number) Description	F.R.T.
2	110159	COVER, CRANKCASE :RIGHT	1.1
3	(4)		
2	212121	COVER, CLUTCH	0.2
5	(11)		
10	110158	GASKET, CRANKCASE COVER :RIGHT	0.7
10	112105	OIL SEAL, KICK STARTER SPINDLE	0.7

Ref. No.	Part No.	Description	Reqd. QTY								Serial No.	Parts catalogue code
			5	6	7	CRF450X			D			
			8	9	B	C						
1	11102-MEB-670	COLLAR, WATER PASS, 18MM	1	1	1	1	1	1	1	1		
2	11331-MEY-670	COVER, R. CRANKCASE	1	1	1	1	1	1	1	1		
3	11351-MEY-670	COVER, CLUTCH	1	1	1	1	-	-	-	-		
	11351-MEY-A30		-	-	-	-	1	1	1	1		
4	11352-MEB-671	GASKET, CLUTCH COVER	1	1	1	1	1	1	1	1		
5	11394-MEY-670	GASKET, R. COVER	1	1	1	1	-	-	-	-		
	11394-MEY-671		-	-	-	-	1	1	1	1	5407120	5407120
			-	-	-	-	-	-	-	-	5407121	5407121
			-	-	-	-	-	-	-	-		1
6	15611-KA4-710	CAP, OIL FILLER	1	1	1	1	1	1	1	1		
7	16240-MEN-730	CLAMPER COMP., AIR VENT TUBE	1	1	1	1	1	1	1	1		
8	90087-KW3-000	CAP, 30MM	1	1	1	1	1	1	1	1		
9	90463-ML7-000	WASHER, SEALING, 6.5MM	1	1	1	1	1	1	1	1		
10	91204-KF0-003	OIL SEAL, 20X28X5	1	1	1	1	1	1	1	1		
11	91256-383-721	O-RING, 17.8X2.4(SHOWA)	1	1	1	1	1	1	1	1		
12	91305-KF0-003	O-RING, 27X2(ARAI)	1	1	1	1	1	1	1	1		
13	91307-035-000	O-RING, 18X3	1	1	1	1	1	1	1	1		
14	91410-679-000	CLIP, 2X60	1	1	1	1	1	1	1	1		
15	92301-06010-0A	BOLT, RECESSED, 6X10	1	1	-	-	-	-	-	-		
16	94301-08140	DOWEL PIN, 8X14	2	2	2	2	2	2	2	2		
17	96001-06025-00	BOLT, FLANGE, 6X25	6	6	6	6	6	6	6	6		
18	96001-06028-00	BOLT, FLANGE, 6X28	10	10	10	10	10	10	10	10		
19	96001-06035-00	BOLT, FLANGE, 6X35	2	2	2	2	2	2	2	2		
20	90004-GHB-600	BOLT, FLANGE, 6X10(NSHF)	-	-	1	1	1	1	1	1		

2





Ref. No.	L.O.N.	(Relative ref. Number) Description	F.R.T.
1		(18)	
1	2121A0	OUTER, CLUTCH .....	1.1
3	212112	CENTER, CLUTCH .....	0.6
4		(5,6)	
4	2121A1	DISC, CLUTCH FRICTION .....	0.4
		.NOTE: Same time for two units or more	
7	2121A3	PLATE, CLUTCH PRESSURE .....	0.3
8		(17)	
	2121A5	PIECE, CLUTCH JOINT .....	0.3
9	212107	SPRING, CLUTCH .....	0.3
		.NOTE: Same time for two units or more	
10	2121B6	ROD, CLUTCH LIFTER .....	0.3

MEY3-E0700A

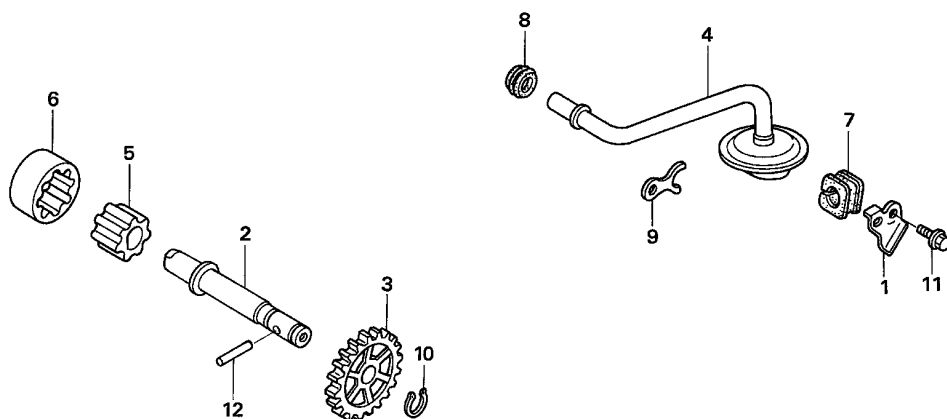


Ref. No.	Part No.	Description	Reqd. QTY								Serial No.	Parts catalogue code
			5	6	7	8	9	B	C	D		
1	22100-MEY-670	OUTER COMP., CLUTCH .....	1	1	1	1	1	1	1	1		
2	22106-MEY-670	COLLAR, CLUTCH OUTER .....	1	1	1	1	1	1	1	1		
3	22120-MEY-670	CENTER, CLUTCH .....	1	1	1	1	1	1	1	1		
4	22201-MEB-670	DISK, CLUTCH FRICTION .....	2	2	2	2	2	2	2	2		
5	22201-MEN-670	DISK B, CLUTCH FRICTION .....	6	6	6	6	6	6	6	6		
6	22321-KZ3-690	PLATE B, CLUTCH .....	7	7	7	7	7	7	7	7		
7	22351-MEY-670	PLATE, CLUTCH PRESSURE .....	1	1	1	1	1	1	1	1		
8	22352-KAE-770	PIECE, CLUTCH LIFTER .....	1	1	1	1	1	1	1	1		
9	22401-MEN-670	SPRING, CLUTCH .....	6	6	6	6	6	6	6	6		
10	22851-MEY-670	ROD, CLUTCH LIFTER .....	1	1	1	1	1	1	1	1		
11	90022-MM5-000	BOLT-WASHER, 6X25 .....	6	6	6	6	6	6	6	6		
12	90235-KA4-000	NUT, 18MM .....	1	1	1	1	1	1	1	1		
13	90421-HA2-010	WASHER, THRUST, 23X48 .....	1	1	1	1	1	1	1	1		
14	90451-MEN-730	WASHER, 18X27.5X2 .....	1	1	1	1	1	1	1	1		
15	90461-KZ3-J10	WASHER, LOCK, 18MM .....	1	1	1	1	1	1	1	1		
16	90608-072-000	WASHER, 12MM .....	1	1	1	1	1	1	1	1		
17	91001-147-003	BEARING, NEEDLE, 12MM(NTN) ..	1	1	1	1	1	1	1	1		
18	91104-KCW-003	BEARING, NEEDLE, 28X32X17 ...	2	2	2	2	2	2	2	2		

E-8

OIL PUMP

D13

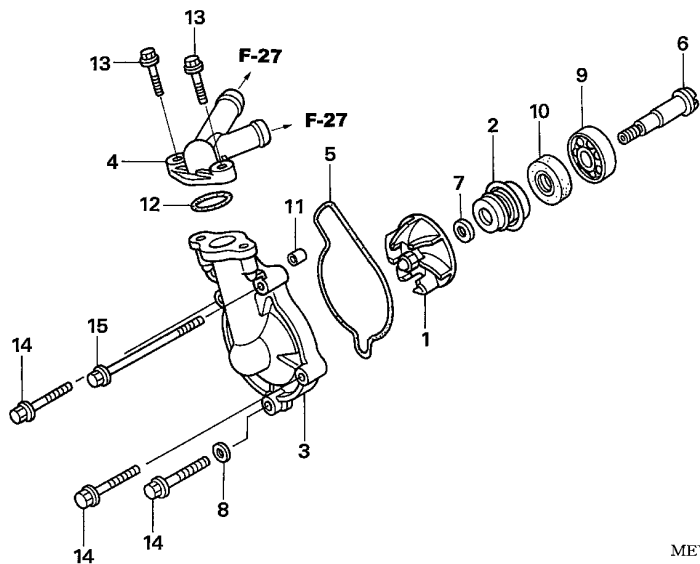


MEY3-E0800

Ref. No.	L.O.N.	(Relative ref. Number) Description	F.R.T.
3	1131C4	GEAR, OIL PUMP DRIVEN (7,8) .....	0.4
4	1131B6	STRAINER, OIL (2,6) .....	0.6
5	1131C7	ROTOR, OIL PUMP .....	4.4
.INCLUDES: Engine removal and installation			
.NOTE: Same time for two units			

Ref. No.	Part No.	Description	Reqd. QTY							Serial No.	Parts catalogue code	
			5	6	7	CRF450X 8	9	B	C			D
1	11206-MEY-670	PLATE, CAM CHAIN GUIDE .....	1	1	1	1	1	1	1	1		
2	15111-MEY-670	SHAFT, OIL PUMP .....	1	1	1	1	1	1	1	1		
3	15133-MEB-670	GEAR, OIL PUMP DRIVEN(20T) ..	1	1	1	1	1	1	1	1		
4	15150-MEB-670	STRAINER COMP., OIL .....	1	1	1	1	1	1	1	1		
5	15331-958-000	ROTOR, OIL PUMP INNER .....	1	1	1	1	1	1	1	1		
6	15332-958-000	ROTOR, OIL PUMP OUTER .....	1	1	1	1	1	1	1	1		
7	15432-MEB-670	GROMMET, OIL SCAVENGING PIPE	1	1	1	1	1	1	1	1		
8	15433-KGB-610	SEAL, RING .....	1	1	1	1	1	1	1	1		
9	15434-MEB-670	PLATE, OIL PIPE SETTING .....	1	1	1	1	1	1	1	1		
10	90652-KY4-900	CIRCLIP, 8MM .....	1	1	1	1	1	1	1	1		
11	96001-06012-00	BOLT, FLANGE, 6X12 .....	1	1	1	1	1	1	1	1		
12	96220-30178	ROLLER, 3X17.8 .....	1	1	1	1	1	1	1	1		

2



MEY3-E0900

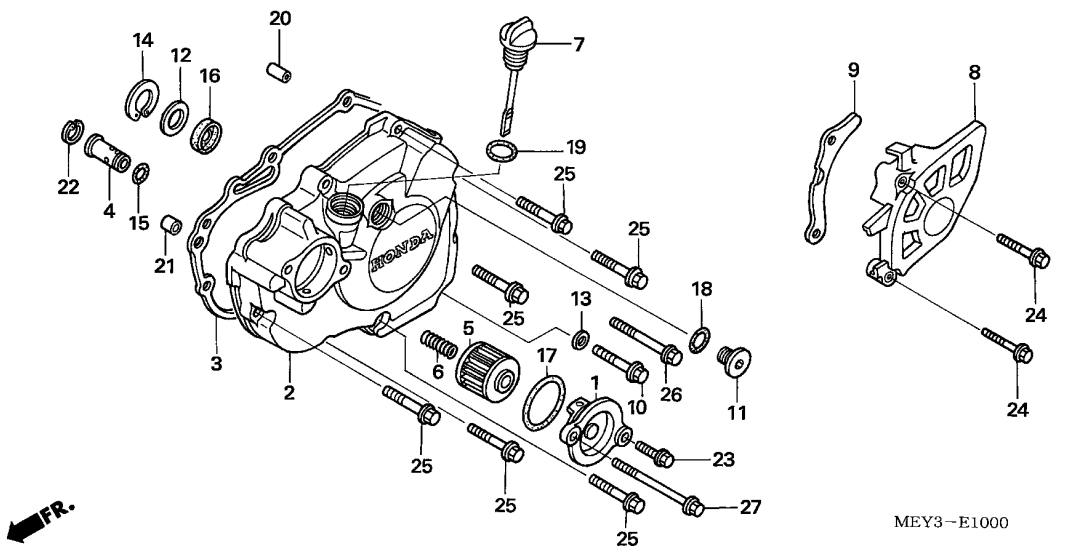
Ref. No.	L.O.N.	(Relative ref. Number) Description	F.R.T.
1	114105	IMPELLER, WATER PUMP .....	0.4
2	114110	MECHANICAL SEAL, WATER PUMP ..	1.1
3	1141B0	COVER, WATER PUMP .....	0.3
4	1151F1	JOINT, 3WAY HOSE :LOWER .....	0.3
5	1141B1	GASKET, WATER PUMP COVER .....	0.3
6	1141E7	SHAFT, WATER PUMP .....	0.8
9		(10)	
	114144	BEARING, WATER PUMP .....	1.0

Ref. No.	Part No.	Description	Reqd. QTY								Serial No.	Parts catalogue code	
			5	6	7	CRF450X		B	C	D			
1	19215-MEY-670	IMPELLER, WATER PUMP .....	1	1	1	1	1	1	1	1	1		
2	19217-MAL-300	SEAL, MECHANICAL .....	1	1	1	1	1	1	1	1	1		
3	19221-MEY-670	COVER, WATER PUMP .....	1	1	1	1	1	1	1	1	1		
4	19225-MEY-670	JOINT, THREE-WAY WATER .....	1	1	1	1	1	1	1	1	1		
5	19226-MEB-670	GASKET, WATER PUMP COVER .....	1	1	1	1	1	1	1	1	1		
6	19241-MEY-670	SHAFT, WATER PUMP .....	1	1	1	1	1	1	1	1	1		
7	90447-KE1-000	WASHER, SEALING, 7MM .....	1	1	1	1	1	1	1	1	1		
8	90463-ML7-000	WASHER, SEALING, 6.5MM .....	1	1	1	1	1	1	1	1	1		
9	91001-KA4-003	BEARING, RADIAL BALL, 12X28X7 (NTN)	1	1	1	1	1	1	1	1	1		
10	91201-148-003	OIL SEAL, 12X22X5(ARAI) .....	1	1	1	1	1	1	1	1	1		
11	91320-KE1-000	DOWEL PIN, 8X7 .....	1	1	1	1	1	1	1	1	1		
12	91355-759-003	O-RING, 21.8X2.4 .....	1	1	1	1	1	1	1	1	1		
13	96001-06020-00	BOLT, FLANGE, 6X20 .....	2	2	2	2	2	2	2	2	2		
14	96001-06028-00	BOLT, FLANGE, 6X28 .....	3	3	3	3	3	3	3	3	3		
15	96001-06085-00	BOLT, FLANGE, 6X85 .....	1	1	1	1	1	1	1	1	1		

E-10

L. CRANKCASE COVER

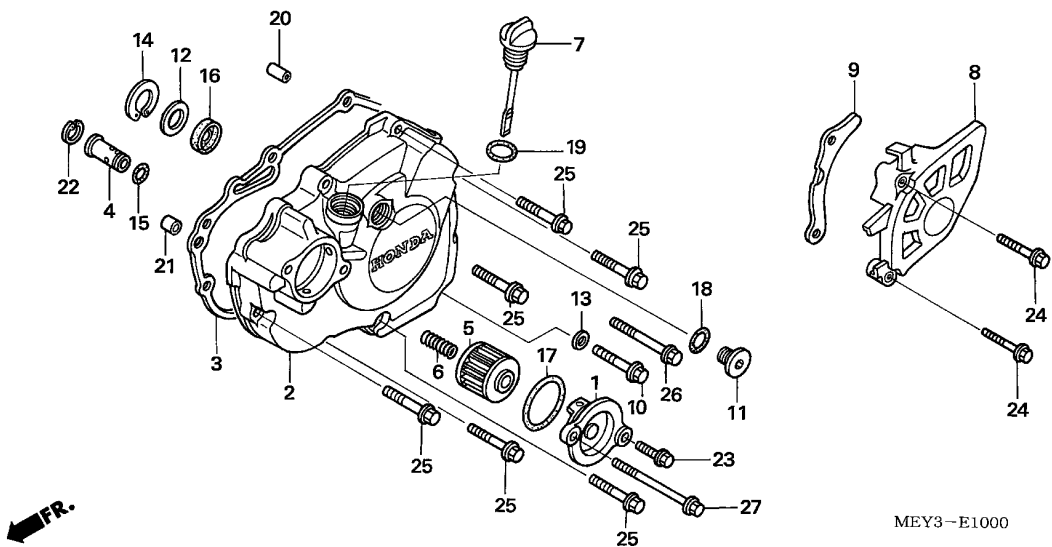
D15



Ref. No.	L.O.N.	(Relative ref. Number) Description	F.R.T.
2	1101A6	COVER, CRANKCASE :LEFT .....	0.5
3	1101A3	GASKET, CRANKCASE COVER :LEFT (15)	0.4
4	113126	VALVE, RELIEF .....	0.5
5	113127	ELEMENT, OIL FILTER .....	0.2
8	2131A4	COVER, DRIVE SPROCKET .....	0.1

Ref. No.	Part No.	Description	Reqd. QTY									Serial No.	Parts catalogue code
			5	6	7	CRF450X			B	C	D		
1	11333-MEB-670	COVER, OIL FILTER .....	1	1	1	1	1	1	1	1	1		
2	11340-MEY-670	COVER COMP., L. CRANKCASE ...	1	1	1	1	1	1	1	1	1		
3	11395-MEY-670	GASKET, L. COVER .....	1	1	1	1	-	-	-	-	-		
	11395-MEY-671	.....	-	-	-	-	1	1	1	-	-	5407120	-----
		.....	-	-	-	-	-	1	1	1	-	5407121	-----
		.....	-	-	-	-	-	-	-	1			
4	15220-MEB-770	VALVE ASSY., RELIEF .....	1	1	1	1	1	1	1	1	1		
5	15412-MEN-671	FILTER COMP., ENGINE OIL ....	1	1	1	1	1	1	1	1	1		
6	15414-MEB-670	SPRING, OIL FILTER .....	1	1	1	1	1	1	1	1	1		
7	15650-MEY-670	GAUGE, OIL LEVEL .....	1	1	1	1	1	1	1	1	1		
8	23810-MEN-730	COVER COMP., DRIVE SPROCKET ..	1	1	1	1	-	-	-	-	-		
	23810-MEY-A30	.....	-	-	-	-	1	1	1	1			
9	23812-MEY-670	GUIDE, DRIVE CHAIN .....											
		(FRAME NO.) .....	1	-	-	-	-	-	-	-	-	5K001154	-----
	23812-MEY-671	.....											
		(FRAME NO.) .....	1	-	-	-	-	-	-	-	-	5K001155	-----
		.....	-	1	1	1	1	1	1	1	1		
10	90023-MEN-670	BOLT, FLANGE, 8X35 .....	1	1	1	1	1	1	1	1	1		
11	90084-MN8-010	CAP, 14MM .....	1	1	1	1	1	1	1	1	1		
12	90401-MEY-670	WASHER, 13X24X1.6 .....	1	1	1	1	1	1	1	1	1		
13	90474-333-000	WASHER, SEALING, 8MM .....	1	1	1	1	1	1	1	1	1		
14	90602-MEB-670	CIRCLIP, SPECIAL INTERNAL, 24MM	1	1	1	1	1	1	1	1	1		
15	90751-GK1-003	O-RING, 8.5X1.7 .....	1	1	1	1	1	1	1	1	1		
16	91204-KRN-671	OIL SEAL, 10X21X5 .....	1	1	1	-	-	-	-	-	-		
	91204-HP1-601	.....	-	-	-	1	1	1	1	1	1		

2

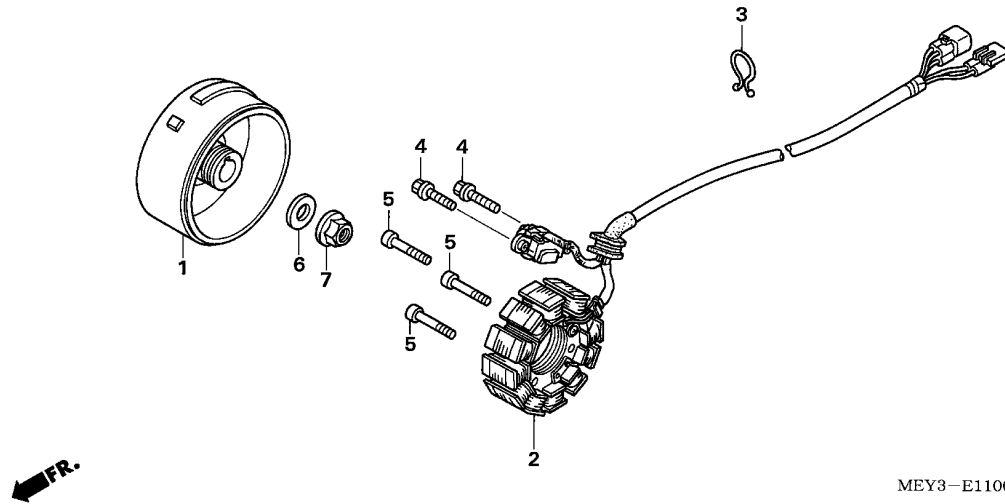


Ref. No.	Part No.	Description	Reqd. QTY									Serial No.	Parts catalogue code	
			5	6	7	CRF450X			B	C	D			
17	91302-PA9-003	O-RING, 39.8X2.2(ARAI) .....	1	1	1	1	1	1	1	1	1	1		
18	91303-377-000	O-RING, 13.8X2.5 .....	1	1	1	1	1	1	1	1	1	1		
19	91307-035-000	O-RING, 18X3 .....	1	1	1	1	1	1	1	1	1	1		
20	94301-08140	DOWEL PIN, 8X14 .....	1	1	1	1	1	1	1	1	1	1		
21	94301-10160	DOWEL PIN, 10X16 .....	1	1	1	1	1	1	1	1	1	1		
22	94520-14000	CIRCLIP, INTERNAL, 14MM .....	1	1	1	1	1	1	1	1	1	1		
23	96001-06016-00	BOLT, FLANGE, 6X16 .....	1	1	1	1	1	1	1	1	1	1		
24	96001-06030-07	BOLT, FLANGE, 6X30 .....	2	2	2	2	2	2	2	2	2	2		
25	96001-06032-00	BOLT, FLANGE, 6X32 .....	6	6	6	6	6	6	6	6	6	6		
26	96001-06040-00	BOLT, FLANGE, 6X40 .....	1	1	1	1	1	1	1	1	1	1		
27	96001-06075-00	BOLT, FLANGE, 6X75 .....	1	1	1	1	1	1	1	1	1	1		

E-11

GENERATOR

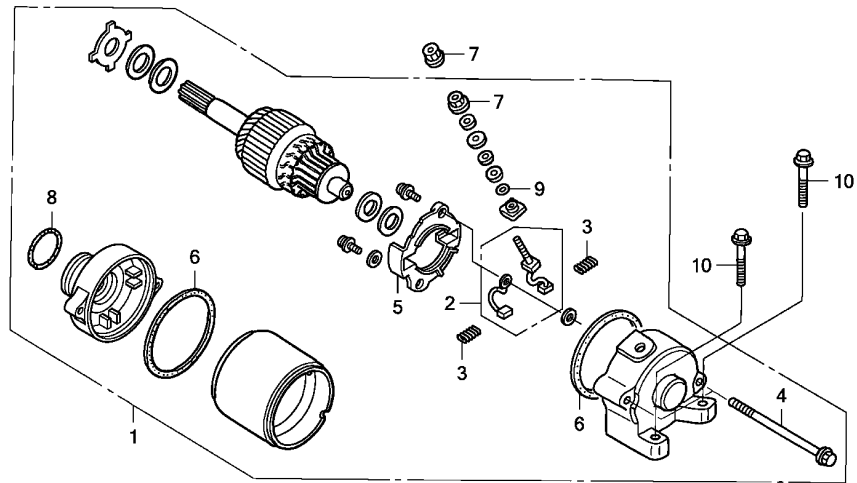
E 1



Ref. No.	L.O.N.	(Relative ref. Number) Description	F.R.T.
1	613105	ROTOR OR FLYWHEEL .....	0.6
2	6131A3	STATOR .....	0.7

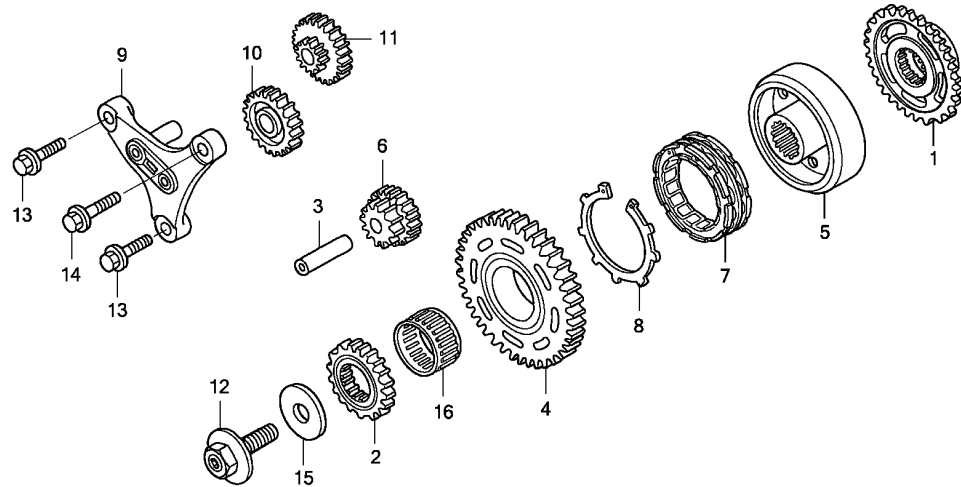
Ref. No.	Part No.	Description	Reqd. QTY								Serial No.	Parts catalogue code	
			5	6	7	CRF450X		B	C	D			
1	31110-MEY-671	FLYWHEEL COMP. ....	1	1	1	1	1	1	1	1	1	1	
2	31120-MEY-672	STATOR COMP. ....	1	1	1	1	1	1	1	1	1	1	
3	32171-GF9-621	LOCK, PURSE .....	1	1	1	1	1	1	1	1	1	1	
4	90005-896-000	BOLT, FLANGE, 5X16 .....	2	2	2	2	2	2	2	2	2	2	
5	90116-KCY-671	BOLT, SOCKET, 5X20 .....	3	3	3	3	3	3	3	3	3	3	
6	90437-611-000	WASHER, PLAIN, 12MM .....	1	1	1	1	1	1	1	1	1	1	
7	94050-12000	NUT, FLANGE, 12MM .....	1	1	1	1	1	1	1	1	1	1	

2



Ref. No.	L.O.N.	(Relative ref. Number) Description	F.R.T.
1		(8)	
612105		MOTOR, STARTING .....	2.0
2	6121A4	TERMINAL, BRUSH(STARTER) .....	2.2
5		(3,6)	
6121A5		HOLDER, BRUSH(STARTER) .....	2.2

Ref. No.	Part No.	Description	Reqd. QTY								Serial No.	Parts catalogue code	
			5	6	7	CRF450X 8	9	B	C	D			
1	31200-MEY-671	MOTOR ASSY., STARTER .....	1	1	1	1	1	1	1	1	1		
2	31201-MEY-671	TERMINAL SET, BRUSH .....	1	1	1	1	1	1	1	1	1		
3	31204-KG8-004	SPRING, CARBON BRUSH .....	2	2	2	2	2	2	2	2	2		
4	31205-MEY-671	BOLT, SETTING .....	2	2	2	2	2	2	2	2	2		
5	31206-MEY-671	HOLDER, BRUSH .....	1	1	1	1	1	1	1	1	1		
6	31207-MEY-671	RING .....	2	2	2	2	2	2	2	2	2		
7	90071-MB0-000	NUT-WASHER, 6MM .....	2	2	2	2	2	2	2	2	2		
8	91309-425-003	O-RING, 24.4X3.1(ARAI) .....	1	1	1	1	1	1	1	1	1		
9	91320-MB0-000	O-RING, 4X2 .....	1	1	1	1	1	1	1	1	1		
10	96001-06025-00	BOLT, FLANGE, 6X25 .....	2	2	2	2	2	2	2	2	2		



MEY3E1300A

Ref. No.	L.O.N.	(Relative ref. Number) Description	F.R.T.
1	110183	GEAR, BALANCER DRIVE .....	1.1
2	211105	GEAR, PRIMARY DRIVE .....	1.1
4	612120	GEAR, STARTER DRIVEN .....	1.1
5	612131	OUTER, STARTING CLUTCH .....	1.2
6	612125	GEAR, STARTER REDUCTION .....	1.1
.NOTE: Same time for two units or more			
7	6121A2	CLUTCH, STARTING ONE WAY .....	1.2
9	612145	HOLDER, STARTER DRIVE GEAR ...	1.1

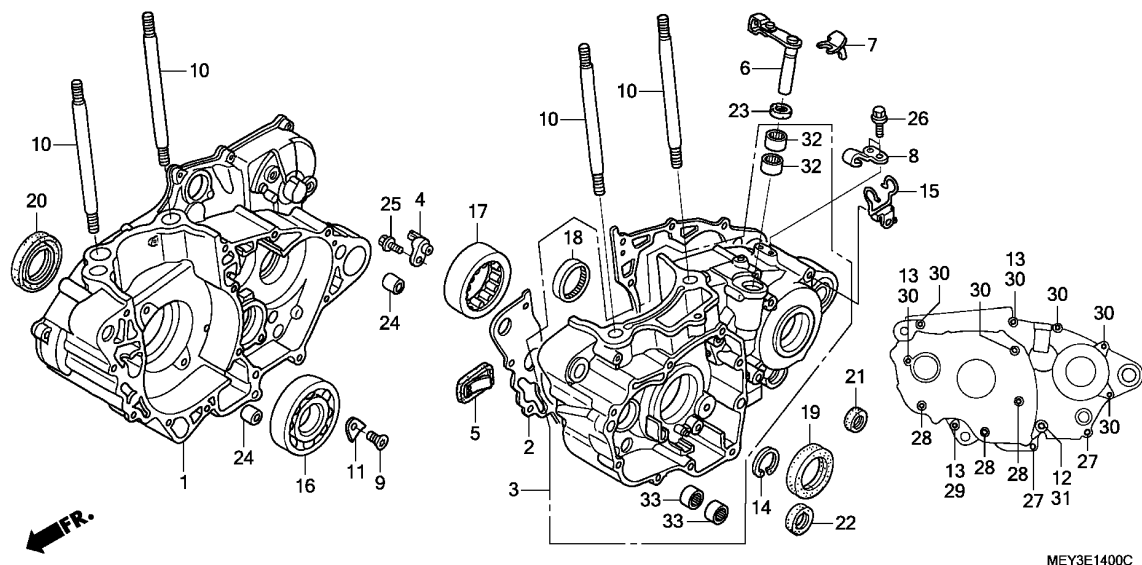
Ref. No.	Part No.	Description	Reqd. QTY									Serial No.	Parts catalogue code
			5	6	7	CRF450X			B	C	D		
1	13415-MEY-670	GEAR, BALANCER DRIVE(40T) ...	1	1	1	1	1	1	1	1	1		
2	23121-MEY-670	GEAR, PRIMARY DRIVE(23T) ...	1	1	1	1	1	1	1	1	1		
3	28102-ME9-000	PIN, 10X44 .....	1	1	1	1	1	1	1	1	1		
4	28110-MEY-670	GEAR COMP., STARTING DRIVEN (35T)	1	1	1	1	1	1	1	1	1		
5	28115-MEY-670	OUTER, STARTING CLUTCH .....	1	1	1	1	1	1	1	1	1		
6	28120-MEY-671	GEAR COMP., STARTER REDUCTION (9T/19T)	1	1	1	1	1	1	1	1	1		
7	28125-MEY-671	CLUTCH, ONE WAY .....	1	1	1	1	1	1	1	1	1		
8	28127-MS2-612	RING, FRICTION .....	1	1	1	1	1	1	1	1	1		
9	28130-MEY-670	HOLDER COMP., STARTER GEAR ..	1	1	1	1	1	1	1	1	1		
10	28141-MEY-670	GEAR, STARTER IDLE(23T) .....	1	1	1	1	1	1	1	1	1		
11	28150-MEY-670	GEAR COMP., STARTER REDUCTION (13T/43T)	1	1	1	1	1	1	1	1	1		
12	90013-MEY-670	BOLT, SPECIAL, 12X47 .....	1	1	1	1	1	1	1	1	1		
13	90017-MEY-670	BOLT, FLANGE, 7X28 .....	2	2	2	2	2	2	2	2	2		
14	90018-MEY-670	BOLT, FLANGE, 7X38.5 .....	1	1	1	1	1	1	1	1	1		
15	90402-KW6-960	WASHER, PLAIN, 12MM .....	1	1	1	1	1	1	1	1	1		
16	91012-PN6-701	BEARING, NEEDLE, 31X36X18.5 .	1	1	1	1	1	1	1	1	1		





E-14

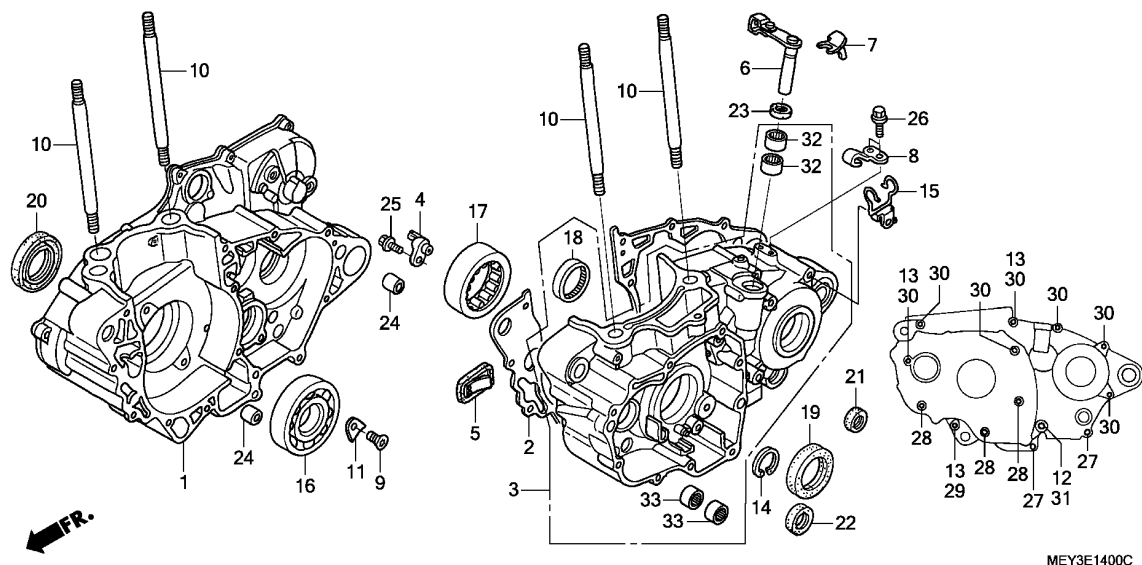
CRANKCASE



Ref. No.	L.O.N.	(Relative ref. Number) Description	F.R.T.
1	110120	CRANKCASE :RIGHT ..... .INCLUDES: Engine removal and installation	4.9
2	110110	GASKET, CRANKCASE ..... .INCLUDES: Engine removal and installation	4.3
3	110115	CRANKCASE :LEFT ..... .INCLUDES: Engine removal and installation	4.9
	1101A2	CRANKCASE :BOTH ..... .INCLUDES: Engine removal and installation	5.4
5	1101L3	ONE WAY VALVE, CRANKCASE ..... .INCLUDES: Engine removal and installation	4.3
6	2121A7	LEVER, CLUTCH .....	0.5
16	1101B7	BEARING, CRANKSHAFT :RIGHT ... .INCLUDES: Engine removal and installation	4.5
17	1101B6	BEARING, CRANKSHAFT :LEFT .... .INCLUDES: Engine removal and installation	4.5
	1101G0	BEARING, CRANKSHAFT :BOTH .... .INCLUDES: Engine removal and installation	4.7

MEY3E1400C

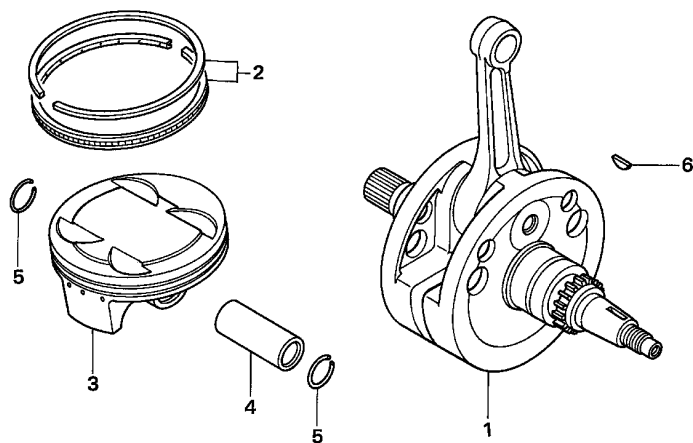
Ref. No.	Part No.	Description	Reqd. QTY							Serial No.	Parts catalogue code		
			5	6	7	CRF450X 8	9	B	C			D	
1	11100-MEY-670	CRANKCASE COMP., R. ....	1	-	-	-	-	-	-	-	-	-	-
	11100-MEY-671	.....	-	1	-	-	-	-	-	-	-	-	-
	11100-MEY-A20	.....	-	-	-	1	1	1	1	1	1	1	1
2	11191-MEY-670	GASKET, CRANKCASE .....	1	1	1	1	1	-	-	-	-	-	-
	11191-MEY-671	.....	-	-	-	-	-	1	1	1	-	5407121	----- 5407120
		.....	-	-	-	-	-	-	-	-	1	-	-
3	11200-MEY-671	CRANKCASE COMP., L. ....	1	1	1	-	-	-	-	-	-	-	-
	11200-MEY-A20	.....	-	-	-	1	1	1	1	1	1	1	1
4	11210-KRN-730	JET COMP., PISTON, #80 .....	1	1	1	1	1	1	1	1	1	1	1
5	18601-MBW-003	VALVE COMP., REED .....	1	1	1	1	1	1	1	1	1	1	1
6	22810-MEY-670	LEVER COMP., CLUTCH LIFTER ..	1	1	1	1	1	1	1	1	1	1	1
7	22813-MEB-670	PLATE, CLUTCH LEVER .....	1	1	1	1	1	1	1	1	1	1	1
8	22838-MEY-670	RECEIVER, CLUTCH CABLE .....	1	1	1	1	1	1	1	1	1	1	1
9	90003-KRN-670	SCREW, SPECIAL FLAT, 6X12 ...	2	2	2	-	-	-	-	-	-	-	-
	90001-MEN-850	SCREW, SPECIAL FLAT, 6X17 ...	-	-	-	2	2	2	2	2	2	2	2
10	90031-MEB-670	BOLT, STUD, 12X148 .....	4	4	4	4	4	4	4	4	4	4	4
11	90441-KRN-670	PLATE, BEARING HOLDER .....	2	2	2	2	2	2	2	2	2	2	2
12	90474-333-000	WASHER, SEALING, 8MM .....	1	1	1	1	1	1	1	1	1	1	1
13	90488-425-000	WASHER, SEALING, 6MM .....	3	3	3	3	3	3	3	3	3	3	3
14	90604-MEB-670	CIRCLIP, SPECIAL, 33MM .....	1	1	1	1	1	1	1	1	1	1	1
15	90610-MEB-670	GUIDE COMP., TUBE .....	1	1	1	1	1	1	1	1	1	1	1
16	91001-MEY-671	BEARING, RADIAL BALL, 30X76X19	1	1	1	1	1	1	1	1	1	1	1
17	91002-MEY-671	BEARING, SPECIAL ROLLER(NTN)	1	1	1	1	1	1	1	1	1	1	1
18	91022-KA4-740	BEARING, SHELL, 33X38X8(NTN)	1	1	1	1	1	1	1	1	1	1	1
19	91201-MEB-671	OIL SEAL, 38X52X7(ARAI) .....	1	1	1	1	1	1	1	1	1	1	1



Ref. No.	L.O.N.	(Relative ref. Number) Description	F.R.T.
19	110131	OIL SEAL, CRANKSHAFT :LEFT ... .INCLUDES: Engine removal and installation	4.4
20	110132	OIL SEAL, CRANKSHAFT :RIGHT .. .INCLUDES: Engine removal and installation	4.4
	1101H3	OIL SEAL, CRANKSHAFT :BOTH ... .INCLUDES: Engine removal and installation	4.5
21	1101F9	OIL SEAL, GEARSHIFT SPINDLE ..	1.2

Ref. No.	Part No.	Description	Reqd. QTY									Serial No.	Parts catalogue code
			5	6	7	CRF450X			B	C	D		
20	91202-MEY-671	OIL SEAL, 39X56X7.5 (ARAI) ...	1	1	1	1	1	1	1	1	1		
21	91203-KA4-771	OIL SEAL, 14X22X5 (NOK) .....	1	1	1	1	1	1	1	1	1		
22	91203-MEB-671	OIL SEAL, 20X33X5 (ARAI) .....	1	1	1	1	1	1	1	1	1		
23	91205-MEB-671	OIL SEAL, 12X18X3 (ARAI) .....	1	1	1	1	1	1	1	1	1		
24	94301-14200	DOWEL PIN, 14X20 .....	2	2	2	2	2	2	2	2	2		
25	96001-06012-00	BOLT, FLANGE, 6X12 .....	1	1	1	1	1	1	1	1	1		
26	96001-06016-00	BOLT, FLANGE, 6X16 .....	2	2	2	2	2	2	2	2	2		
27	96001-06040-00	BOLT, FLANGE, 6X40 .....	2	2	2	2	2	2	2	2	2		
28	96001-06050-00	BOLT, FLANGE, 6X50 .....	3	3	3	3	3	3	3	3	3		
29	96001-06065-00	BOLT, FLANGE, 6X65 .....	1	1	1	1	1	1	1	1	1		
30	96001-06075-00	BOLT, FLANGE, 6X75 .....	7	7	7	7	7	7	7	7	7		
31	96300-08065-00	BOLT, FLANGE, 8X65 .....	1	1	1	1	1	1	1	1	1		
32	91053-719-005	BEARING, NEEDLE, 12X16X10 (NTN)	2	2	2	2	2	2	2	2	2		
33	91006-HA0-003	BEARING, NEEDLE, 9MM (NTN) ...	2	2	2	2	2	2	2	2	2		



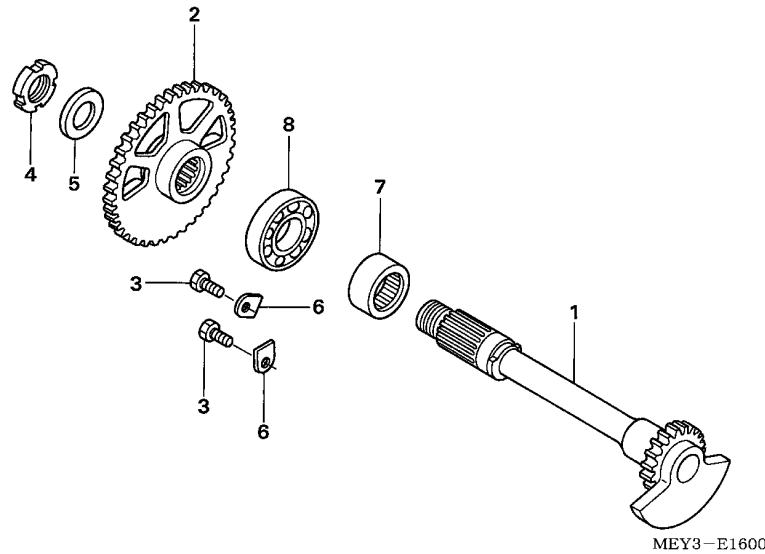


MEY3-E1500

Ref. No.	L.O.N.	(Relative ref. Number) Description	F.R.T.
1	1101B5	CRANKSHAFT ..... -INCLUDES: Engine removal and installation (2,4,5)	4.5
3	111103	PISTON RING AND/OR PISTON(ONE)	2.1

Ref. No.	Part No.	Description	Reqd. QTY								Serial No.	Parts catalogue code
			5	6	7	8	9	B	C	D		
1	13000-MEY-670	CRANKSHAFT COMP. ....	1	1	1	-	-	-	-	-	-	-
	13000-MEY-A20	.....	-	-	-	1	1	1	1	1	1	1
2	13011-MEB-670	RING SET, PISTON .....	1	1	1	1	1	1	1	1	1	1
3	13101-MEN-730	PISTON .....	1	1	1	1	1	1	1	1	1	1
4	13111-MEN-730	PIN, PISTON .....	1	1	1	1	1	1	1	1	1	1
5	13112-MAT-000	CLIP, PISTON PIN, 19MM .....	2	2	2	2	2	2	2	2	2	2
6	13331-360-000	KEY, SPECIAL WOODRUFF, 25X14	1	1	1	1	1	1	1	1	1	1

2

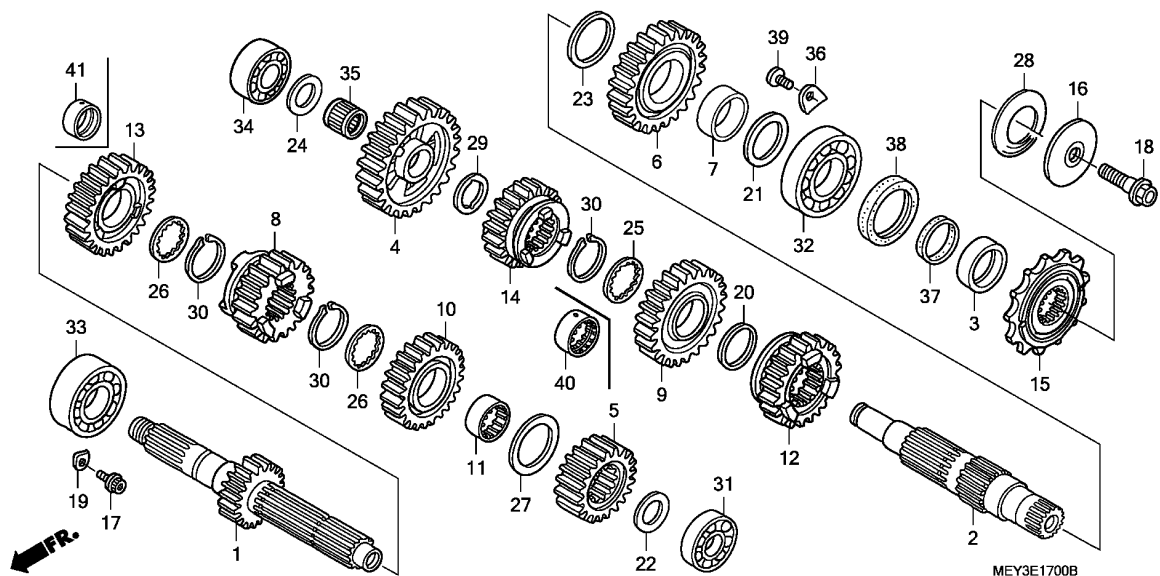


←FR.

Ref. No.	L.O.N.	(Relative ref. Number) Description	F.R.T.
1	110185	SHAFT, BALANCER .....	1.6
2	1101L5	GEAR, BALANCER DRIVEN .....	1.2
7	1101G3	BEARING, BALANCER SHAFT :LEFT .INCLUDES: Engine removal and installation	4.5
8	1101G4	BEARING, BALANCER SHAFT :RIGHT .INCLUDES: Engine removal and installation	4.5
	1101G5	BEARING, BALANCER SHAFT :BOTH .INCLUDES: Engine removal and installation	4.7

Ref. No.	Part No.	Description	Reqd. QTY								Serial No.	Parts catalogue code
			5	6	7	CRF450X		B	C	D		
1	13420-MEY-670	SHAFT COMP., BALANCER .....	1	1	1	1	1	1	1	1	1	
2	13422-MEY-670	GEAR, BALANCER DRIVEN(40T) ..	1	1	1	-	-	-	-	-	-	
	13422-MEN-A00	.....	-	-	-	1	1	1	1	1	1	
3	90038-KY4-900	BOLT, HEX., 6X16 .....	2	2	2	2	2	2	2	2	2	
4	90231-KY4-900	NUT, LOCK, 14MM .....	1	1	1	1	1	1	1	1	1	
5	90433-MEY-670	WASHER, 14.2X24 .....	1	1	1	1	1	1	1	1	1	
6	90441-KA4-700	PLATE, BEARING HOLDER .....	2	2	2	2	2	2	2	2	-	
	90441-KRM-840	.....	-	-	-	-	-	-	-	-	2	
7	91004-MEB-671	BEARING, SPECIAL ROLLER, 20X32X14	1	1	1	1	1	1	1	1	1	
8	91005-MEB-671	BEARING, RADIAL BALL, 6003 ..	1	1	1	1	1	1	1	1	1	

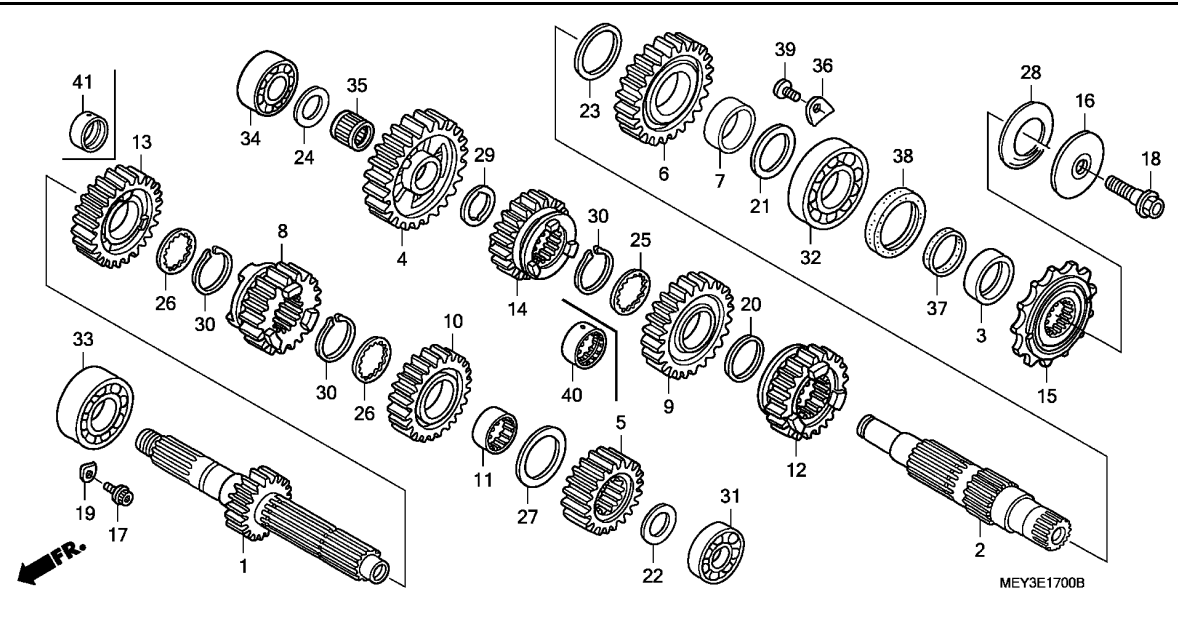




Ref. No.	L.O.N.	(Relative ref. Number) Description	F.R.T.
1	210141	(5,8,10,13) MAINSHAFT, TRANSMISSION ..... .INCLUDES: Engine removal and installation	4.5
2	210141A	.Replace countershaft add ....	0.2
2	210142	(4,6,9,12,14) COUNTERSHAFT, TRANSMISSION ... .INCLUDES: Engine removal and installation	4.5
	210142A	.Replace mainshaft add .....	0.2
15	213135	SPROCKET, DRIVE .....	0.2
31	2101C2	BEARING, MAINSHAFT :LEFT ..... .INCLUDES: Engine removal and installation	4.5
32	2101C7	BEARING, COUNTERSHAFT :LEFT .. .INCLUDES: Engine removal and installation	4.5
33	2101C5	BEARING, MAINSHAFT :RIGHT .... .INCLUDES: Engine removal and installation	4.5
	2101C6	BEARING, MAINSHAFT :BOTH ..... .INCLUDES: Engine removal and installation	4.7
+34	2101C8	BEARING, COUNTERSHAFT :RIGHT -	4.5

Ref. No.	Part No.	Description	Reqd. QTY							Serial No.	Parts catalogue code		
			5	6	7	CRF450X 8	9	B	C			D	
1	23210-MEY-670	MAINSHAFT COMP.(13T) .....	1	1	1	-	-	-	-	-			
	23210-MEY-A20	.....	-	-	-	1	1	1	1	1			
2	23221-MEY-670	COUNTERSHAFT .....	1	1	-	-	-	-	-	-			
	23221-MEY-671	.....	-	-	1	-	-	-	-	-	-----	U	
	23221-MEY-670	.....	-	-	1	-	-	-	-	-	-----	5202821 ED	
	23221-MEY-671	.....	-	-	1	-	-	-	-	-	5202822	-----	ED
	23221-MEY-A20	.....	-	-	-	1	1	1	1	1			
3	23225-MEN-730	COLLAR, COUNTERSHAFT .....	1	1	1	1	1	1	1	1			
4	23411-MEY-670	GEAR, COUNTERSHAFT LOW(29T) -	1	1	1	1	1	1	1	1			
5	23421-MEY-670	GEAR, MAINSHAFT SECOND(16T) -	1	1	1	1	1	1	1	1			
6	23431-MEY-670	GEAR, COUNTERSHAFT SECOND(26T)	1	1	1	1	1	1	1	1			
7	23432-MEY-670	COLLAR, COUNTERSHAFT SECOND											
		GEAR	1	1	1	1	1	1	1	1			
8	23441-MEY-670	GEAR, MAINSHAFT THIRD(17T) ..	1	1	1	-	-	-	-	-			
	23441-MEY-A20	.....	-	-	-	1	1	1	1	1			
9	23451-MEY-671	GEAR, COUNTERSHAFT THIRD(21T)	1	1	-	-	-	-	-	-			
	23451-MEY-672	.....	-	-	1	-	-	-	-	-	-----	U	
	23451-MEY-671	.....	-	-	1	-	-	-	-	-	-----	5202821 ED	
	23451-MEY-672	.....	-	-	1	-	-	-	-	-	5202822	-----	ED
	23451-MEY-A20	.....	-	-	-	1	1	1	1	1			
10	23461-MEY-670	GEAR, MAINSHAFT FOURTH(19T) -	1	1	1	1	1	1	1	1			
11	23462-MEY-670	COLLAR, MAINSHAFT FOURTH GEAR	1	1	1	1	1	1	1	1			
12	23471-MEY-670	GEAR, COUNTERSHAFT FOURTH(19T)	1	1	1	1	1	1	1	1			
13	23481-MEY-671	GEAR, MAINSHAFT FIFTH(23T) ..	1	1	1	-	-	-	-	-			
	23481-MEY-A20	.....	-	-	-	1	1	1	1	1			
14	23491-MEY-670	GEAR, COUNTERSHAFT FIFTH(19T)	1	1	-	-	-	-	-	-			
	23491-MEY-671	.....	-	-	1	-	-	-	-	-	-----	5202763 U	

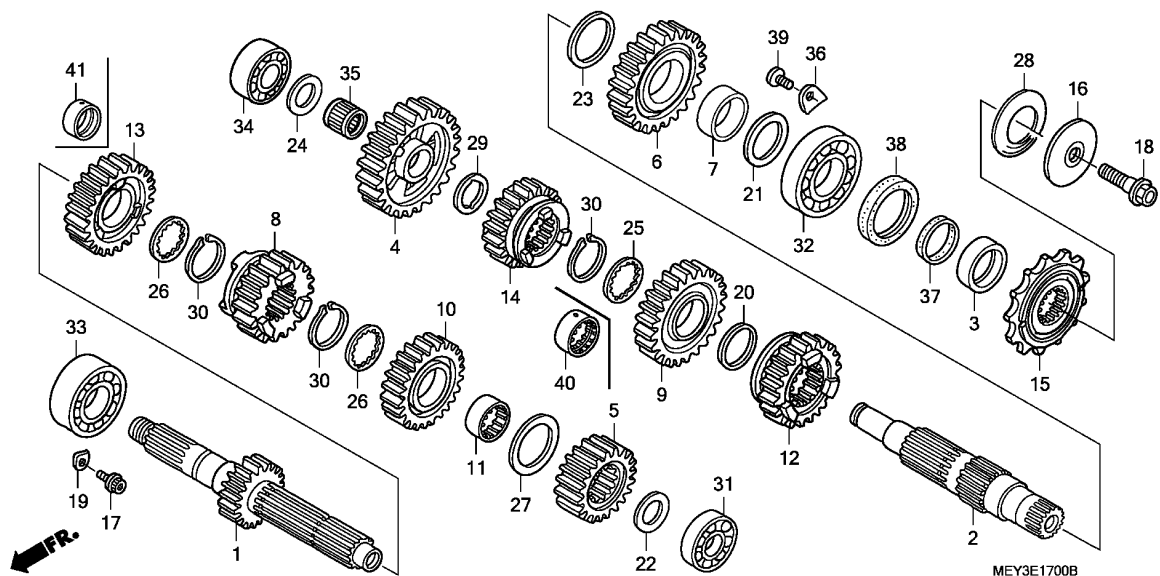
2



Ref. No.	L.O.N.	(Relative ref. Number) Description	F.R.T.
+34		.INCLUDES: Engine removal and installation	
2101C9		BEARING, COUNTERSHAFT :BOTH ..	4.7
		.INCLUDES: Engine removal and installation	
2101D4		BEARING, MAINSHAFT AND COUNTERSHAFT :ALL .....	4.9
		.INCLUDES: Engine removal and installation	

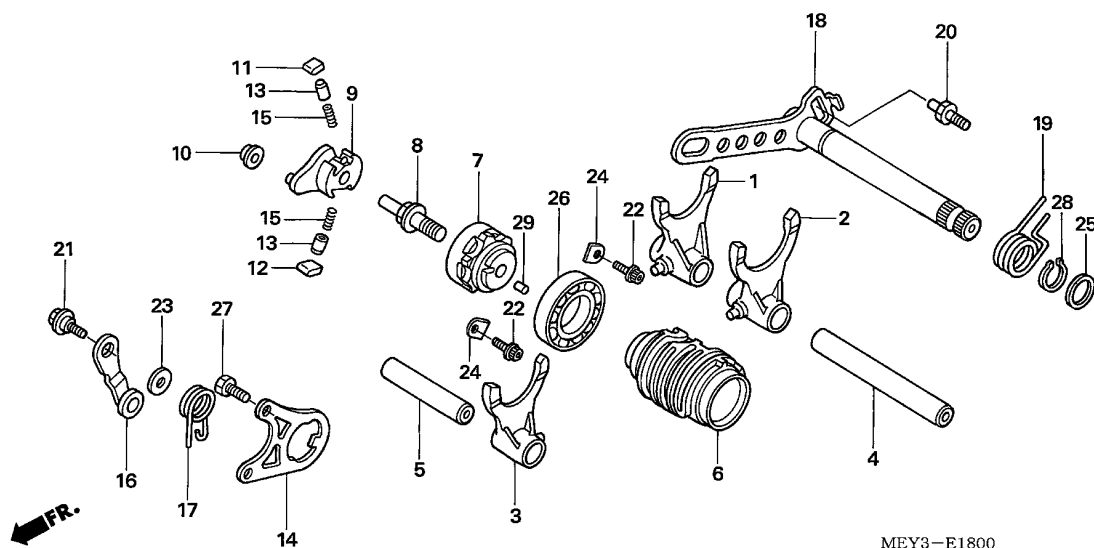
Ref. No.	Part No.	Description	Reqd. QTY							Serial No.	Parts catalogue code	
			5	6	7	CRF450X 8	9	B	C			D
14)	23491-MEY-670	GEAR, COUNTERSHAFT FIFTH(19T)	-	-	1	-	-	-	-	-	5202821	ED
	23491-MEY-672	.....	-	-	1	-	-	-	-	-	5202764	-----
	23491-MEY-671	.....	-	-	1	-	-	-	-	-	5202822	5202763 ED
	23491-MEY-A20	.....	-	-	-	1	1	1	1	1		
15	23801-MEY-670	SPROCKET COMP., DRIVE(13T) ..	1	1	1	1	1	1	1	1		
16	23802-KSC-670	COLLAR, DRIVE SPROCKET .....	1	1	1	1	1	1	1	1		
17	90071-MF5-000	BOLT, FLANGE SOCKET, 6X14 ...	2	2	2	2	2	2	2	2		
18	90112-413-000	BOLT, UBS, 8X33 .....	1	1	1	1	1	1	1	1		
19	90441-KA4-700	PLATE, BEARING HOLDER .....	2	2	2	2	2	2	2	2		
	90441-KRM-840	.....	-	-	-	-	-	-	-	-		2
20	90444-430-000	WASHER, THRUST, 25.2X30 .....	1	1	-	-	-	-	-	-		
	90401-HP1-670	WASHER, 25X32X1.0 .....	-	-	1	-	-	-	-	-	-----	U
	90444-430-000	WASHER, THRUST, 25.2X30 .....	-	-	1	-	-	-	-	-	-----	5202821 ED
	90401-HP1-670	WASHER, 25X32X1.0 .....	-	-	1	-	-	-	-	-	5202822	----- ED
			-	-	-	1	1	1	1	1		
21	90445-ML3-871	WASHER, THRUST, 24.1X36X1.5 ..	1	1	1	1	1	1	1	1		
22	90446-KA4-740	WASHER, THRUST, 17.2MM .....	1	1	1	1	1	1	1	1		
23	90446-ML3-870	WASHER, THRUST, 27.2X35 .....	1	1	1	1	1	1	1	1		
24	90446-357-000	WASHER, THRUST, 17.2MM .....	1	1	1	1	1	1	1	1		
25	90451-KY2-000	WASHER, SPLINE, 25X31X1.5 ...	1	1	1	1	1	1	1	1		
26	90451-MEY-670	WASHER, THRUST INVOLUTE, 25X31X1.5	2	2	2	2	2	2	2	2		
27	90459-357-000	WASHER C, THRUST, 25MM .....	1	1	1	1	1	1	1	1		
28	90501-KSC-670	WASHER, SPRING, 24MM .....	1	1	1	1	1	1	1	1		
29	90554-KA5-680	WASHER, THRUST, 19MM .....	1	1	1	1	1	1	1	1		
30	90602-259-010	CIRCLIP, EXTERNAL, 25MM .....	3	3	3	3	3	3	3	3		





2

Ref. No.	Part No.	Description	Reqd. QTY									Serial No.	Parts catalogue code
			5	6	7	CRF450X		B	C	D			
31	91001-KSK-671	BEARING, RADIAL BALL, 6203U	1	1	1	1	1	1	1	1			
32	91001-ML3-873	BEARING, RADIAL BALL, 24X56X14 (NTN)	1	1	1	1	1	1	1	1			
33	91003-MBN-671	BEARING, BALL, 5205A	1	1	1	1	1	1	1	1			
34	91006-MEY-671	BEARING, BALL, 5203U	1	1	1	1	1	1	1	1			
35	91007-MEN-731	BEARING, NEEDLE, 19X22X9.8	1	1	1	1	1	1	1	1			
36	91012-KA3-710	PLATE, COUNTERSHAFT BEARING	2	2	2	2	2	2	2	2			
37	91201-ML3-873	D-RING, 23.75MM (ARAI)	1	1	1	1	1	1	1	1			
38	91207-ML3-871	OIL SEAL, 31X40X7 (ARAI)	1	1	1	1	1	1	1	1			
39	93600-06012-0A	SCREW, FLAT, 6X12	2	2	2	2	2	2	2	2			
40	23432-HN1-A40	COLLAR, 28X25X10.5	-	-	1	-	-	-	-	-	-----	----- U	
			-	-	1	-	-	-	-	-	5202822	----- ED	
			-	-	-	1	1	1	1	1			
41	23482-MEN-A00	COLLAR, 25X28X10	-	-	-	1	1	1	1	1			



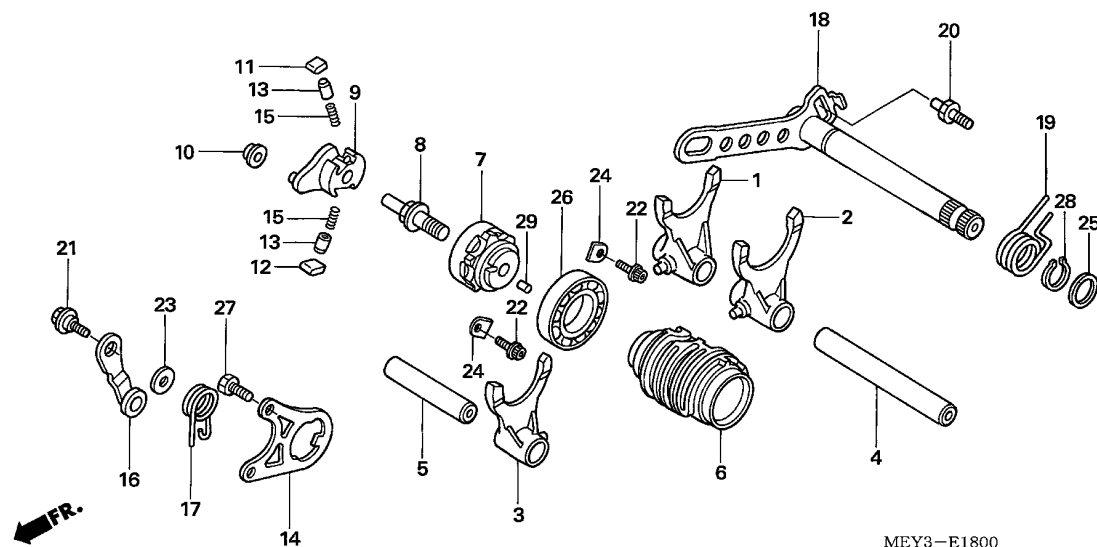
MEY3-E1800

Ref. No.	L.O.N.	(Relative ref. Number) Description	F.R.T.
1	(2,3)		
210112		FORK, GEARSHIFT ..... .INCLUDES: Engine removal and installation .NOTE: Same time for two units or more	4.5
6	2101A9	DRUM, GEARSHIFT ..... .INCLUDES: Engine removal and installation	4.5
7	2101B2	CENTER, GEARSHIFT DRUM .....	1.4
9	2101B3	SHIFTER, GEARSHIFT DRUM .....	1.2
14	2101B4	PLATE, GUIDE .....	1.2
16	210125	STOPPER OR SPRING, SHIFT DRUM (17)	1.3
18	210122	SPINDLE, GEARSHIFT .....	1.2

Ref. No.	Part No.	Description	Reqd. QTY								Serial No.	Parts catalogue code	
			5	6	7	CRF450X		B	C	D			
1	24211-MEY-670	FORK, R. GEARSHIFT .....	1	1	1	1	1	1	1	1	1		
2	24221-MEY-671	FORK, L. GEARSHIFT .....	1	1	1	1	1	1	1	1	1		
3	24231-MEY-671	FORK, CENTER GEARSHIFT .....	1	1	1	1	1	1	1	1	1		
4	24241-MEY-670	SHAFT A, GEARSHIFT FORK .....	1	1	1	1	1	1	1	1	1		
5	24242-MEN-730	SHAFT B, SHIFT FORK .....	1	1	1	1	1	1	1	1	1		
6	24311-MEY-670	DRUM, GEARSHIFT .....	1	1	1	1	1	1	1	1	1		
7	24312-KA3-741	CENTER, GEARSHIFT DRUM .....	1	1	1	1	1	1	1	1	1		
8	24315-HA0-000	PIN, SHIFTER .....	1	1	1	1	1	1	1	1	1		
9	24321-MEB-670	SHIFTER, DRUM .....	1	1	1	1	1	1	1	1	1		
10	24322-MM4-000	COLLAR, SHIFTER .....	1	1	1	1	1	1	1	1	1		
11	24324-KA3-711	PAWL A, RATCHET .....	1	1	1	1	1	1	1	1	1		
12	24325-KA3-711	PAWL B, RATCHET .....	1	1	1	1	1	1	1	1	1		
13	24326-KBH-901	PLUNGER, PAWL .....	2	2	2	2	2	2	2	2	2		
14	24328-MEB-670	PLATE, GUIDE .....	1	1	1	1	1	1	1	1	1		
15	24329-KA3-740	SPRING, PAWL PLUNGER .....	2	2	2	2	2	2	2	2	2		
16	24430-KA3-740	STOPPER COMP., DRUM .....	1	1	1	1	1	1	1	1	1		
17	24435-KA4-770	SPRING, SHIFT DRUM STOPPER ..	1	1	1	1	1	1	1	1	1		
18	24610-MEY-670	SPINDLE COMP., GEARSHIFT ....	1	1	1	1	1	1	1	1	1		
19	24651-MEB-670	SPRING, GEARSHIFT RETURN ....	1	1	1	1	1	1	1	1	1		
20	24652-HA0-000	PIN, GEARSHIFT RETURN SPRING	1	1	1	1	1	1	1	1	1		
21	90022-MG8-000	PIVOT, SHIFT DRUM STOPPER ARM	1	1	1	1	1	1	1	1	1		
22	90071-MF5-000	BOLT, FLANGE SOCKET, 6X14 ...	2	2	2	2	2	2	2	2	2		
23	90435-HB3-000	WASHER, 6.1MM .....	1	1	1	1	1	1	1	1	1		
24	90441-KA4-700	PLATE, BEARING HOLDER .....	2	2	2	2	2	2	2	2	-		
	90441-KRM-840	.....	-	-	-	-	-	-	-	-	2		







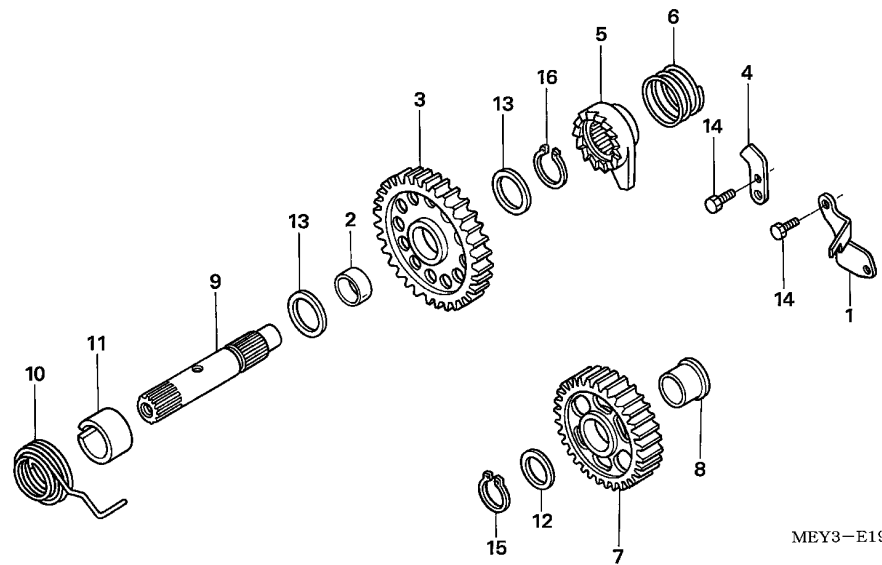
MEY3-E1800

Ref. No.	Part No.	Description	Reqd. QTY								Serial No.	Parts catalogue code
			5	6	7	CRF450X 8	9	B	C	D		
25	90451-155-000	WASHER, 14MM .....	1	1	1	1	1	1	1	1		
26	91008-MEY-671	BEARING, BALL, 6805LU .....	1	1	1	1	1	1	1	1		
27	93301-06016-0A	BOLT, HEX., 6X16 .....	2	2	2	2	2	2	2	2		
28	94510-14000	CIRCLIP, EXTERNAL, 14MM .....	1	1	1	1	1	1	1	1		
29	96220-40080	ROLLER, 4X8 .....	1	1	1	1	1	1	1	1		

E-19

KICK STARTER SPINDLE

E13

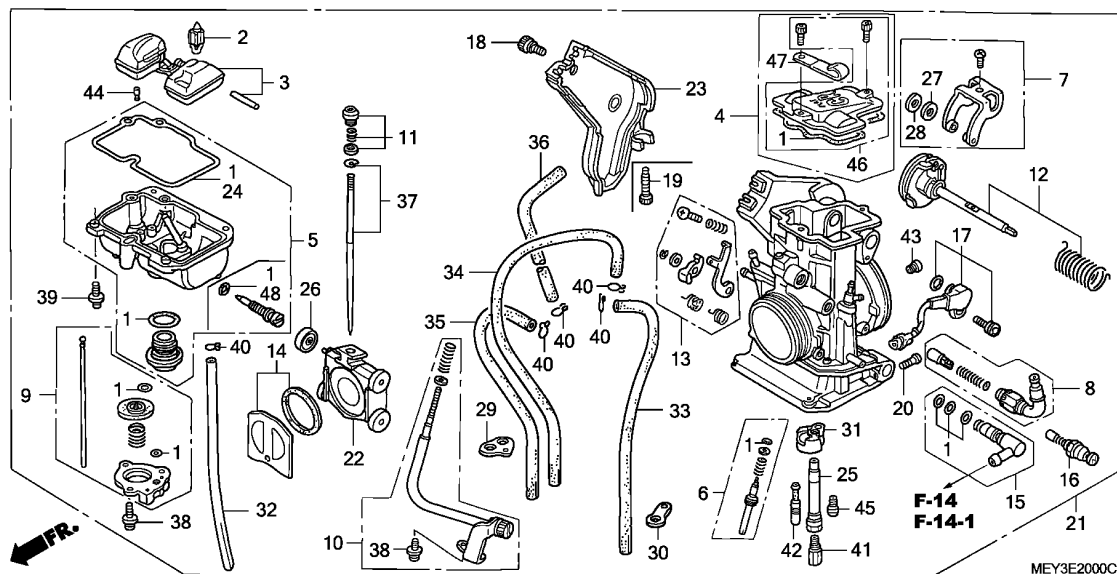


MEY3-E1900

Ref. No.	L.O.N.	(Relative ref. Number) Description	F.R.T.
3	1121A0	PINION, KICK STARTER (6)	1.2
5	1121A1	RATCHET, KICK(RECOIL) STARTER	1.2
7	612135	GEAR, STARTER IDLE	1.1
9	1121A2	SPINDLE, KICK STARTER (11)	1.2
10	112103	SPRING, KICK STARTER RETURN	1.1

Ref. No.	Part No.	Description	Reqd. QTY										Serial No.	Parts catalogue code
			5	6	7	CRF450X			B	C	D			
1	15201-MEY-670	PLATE, OIL GUIDE	1	1	1	1	1	1	1	1	1	1		
2	23472-KY4-900	COLLAR, 20X22X10	1	1	1	1	1	1	1	1	1	1		
3	28211-MEY-670	PINION, KICK STARTER(34T)	1	1	1	1	1	1	1	1	1	1		
4	28215-MEB-670	PLATE, KICK STOPPER	1	1	1	1	1	1	1	1	1	1		
5	28221-MEB-770	RATCHET, KICK STARTER	1	1	1	1	1	1	1	1	1	1		
6	28223-KA4-740	SPRING, KICK STARTER RATCHET	1	1	1	1	1	1	1	1	1	1		
7	28231-MEY-670	GEAR, KICK STARTER IDLE(29T)	1	1	1	1	1	1	1	1	1	1		
8	28232-KZ3-L20	COLLAR, STARTER IDLE GEAR	1	1	1	1	1	1	1	1	1	1		
9	28251-MEN-670	SPINDLE, KICK STARTER	1	1	1	1	1	1	1	1	1	1		
10	28261-MEB-670	SPRING, KICK STARTER	1	1	1	1	1	1	1	1	1	1		
11	28282-MEB-670	COLLAR, KICK SPRING	1	1	1	1	1	1	1	1	1	1		
12	90446-357-000	WASHER, THRUST, 17.2MM	1	1	1	1	1	1	1	1	1	1		
13	90554-728-940	WASHER, THRUST, 20MM	2	2	2	2	2	2	2	2	2	2		
14	93301-06016-0A	BOLT, HEX., 6X16	3	3	3	3	3	3	3	3	3	3		
15	94510-17000	CIRCLIP, EXTERNAL, 17MM	1	1	1	1	1	1	1	1	1	1		
16	94510-19000	CIRCLIP, EXTERNAL, 19MM	1	1	1	1	1	1	1	1	1	1		

2



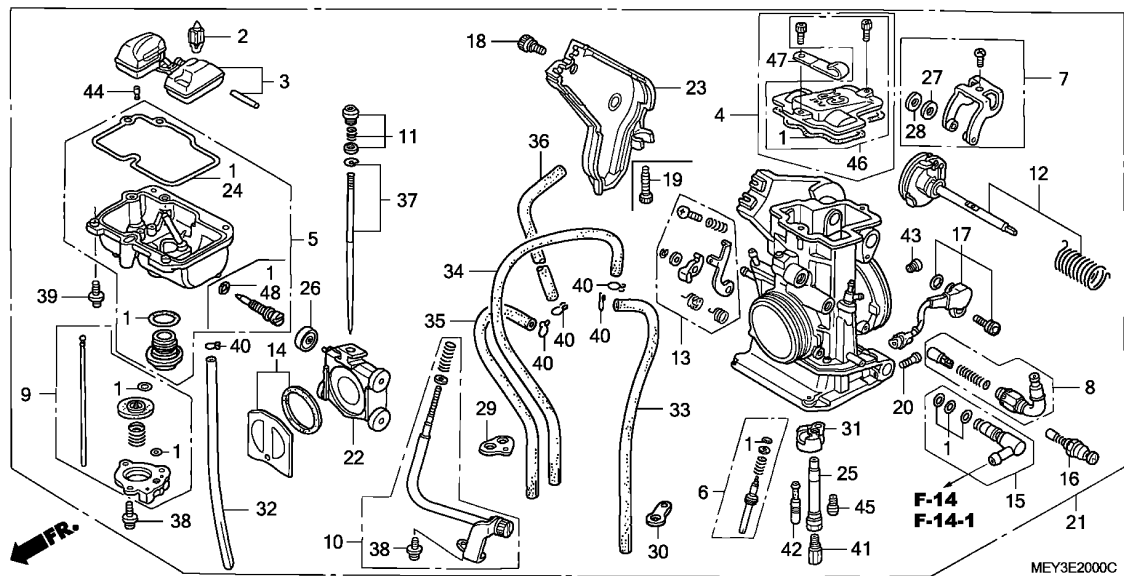
Ref. No.	L.O.N.	(Relative ref. Number) Description	F.R.T.
3		(2)	
3	311120	FLOAT OR FLOAT VALVE .....	0.6
5	3111A6	CHAMBER, FLOAT .....	0.6
8	3111G0	VALVE SET, HOT START .....	0.5
9	3111F4	PUMP SET, ACCELERATOR .....	0.5
16	311125	VALVE, STARTER .....	0.5
21	3111B5	CARBURETOR ASSEMBLY .....	0.6
22		(14,26)	
3	3111A8	VALVE, THROTTLE .....	0.3
25		(42,45)	
3	3111A4	HOLDER, NEEDLE JET .....	0.6
37	3111A3	NEEDLE, JET .....	0.3
41	3111D4	JET, MAIN .....	0.2

Ref. No.	Part No.	Description	Reqd. QTY								Serial No.	Parts catalogue code
			5	6	7	CRF450X			D			
			8	9	B	C						
1	16010-MEN-671	GASKET SET .....	1	-	-	-	-	-	-	-		
	16010-MEN-851	.....	-	1	1	1	1	1	1	1		
2	16011-KZ3-J11	VALVE SET, FLOAT .....	1	1	-	-	-	-	-	-		
	16011-MEN-851	.....	-	-	1	1	1	1	1	1		
3	16013-MEB-671	FLOAT SET .....	1	1	1	1	1	1	1	1		
4	16014-MEN-731	TOP SET .....	1	-	-	-	-	-	-	-		
	16014-MEN-732	(CARBURETOR NO.) .....	1	-	-	-	-	-	-	-	FCR04A A	-----
		(CARBURETOR NO.) .....	1	-	-	-	-	-	-	-	FCR04A B	-----
		.....	-	1	-	-	-	-	-	-		
5	16015-KRN-731	CHAMBER SET, FLOAT .....	1	-	-	-	-	-	-	-		
	16015-MEN-851	(CARBURETOR NO.) .....	1	-	-	-	-	-	-	-		
		(CARBURETOR NO.) .....	1	-	-	-	-	-	-	-	FCR04A C	-----
	16015-KSC-A11	.....	-	1	1	-	-	-	-	-		
6	16016-KSC-671	SCREW SET A .....	1	1	1	1	1	1	1	1		
7	16018-MEB-671	ARM SET, LINK .....	1	1	-	-	-	-	-	-		
	16018-MEY-A11	.....	-	-	1	1	1	1	1	1		
8	16019-MEB-671	START SET, HOT .....	1	1	1	1	1	1	1	1		
9	16021-MEB-771	DIAPHRAGM SET, PUMP .....	1	1	1	-	-	-	-	-		
	16021-MEN-A01	.....	-	-	-	1	1	1	1	1		
10	16028-MEB-671	SCREW SET B .....	1	1	1	-	-	-	-	-		
	16028-MEN-A01	.....	-	-	-	1	1	1	1	1		
11	16029-MEB-671	SCREW SET, JET NEEDLE .....	1	1	-	-	-	-	-	-		
	16029-MEY-A11	.....	-	-	1	1	1	1	1	1		
12	16032-MEB-671	SHAFT SET, THROTTLE .....	1	1	-	-	-	-	-	-		

2

Ref. No.	Part No.	Description	Reqd. QTY							Serial No.	Parts catalogue code			
			5	6	7	8	9	B	C			D		
12)	16032-MEY-D11	SHAFT SET, THROTTLE .....	-	-	1	-	-	-	-	-	-	-	-	-
	16032-KSC-D21	.....	-	-	-	1	1	1	1	1	1	1	1	1
13	16033-MEB-671	LEVER SET, PUMP .....	1	1	1	-	-	-	-	-	-	-	-	-
	16033-MEN-A01	.....	-	-	-	1	1	1	1	1	1	1	1	1
14	16037-MEB-671	VALVE SET, FLOATING .....	1	1	1	1	1	1	1	1	1	1	1	1
15	16038-MEB-671	JOINT SET, FUEL .....	1	1	-	-	-	-	-	-	-	-	-	-
	16038-KRN-671	.....	-	-	1	1	1	1	1	1	1	1	1	1
16	16046-MEB-671	VALVE SET, STARTER .....	1	1	1	1	1	1	1	1	1	1	1	1
17	16060-MEB-671	SENSOR ASSY., THROTTLE .....	1	-	-	-	-	-	-	-	-	-	-	-
	16060-MEY-671	(CARBURETOR NO.) .....	1	-	-	-	-	-	-	-	-	-	-	-
		(CARBURETOR NO.) .....	1	-	-	-	-	-	-	-	-	-	-	-
		.....	-	1	1	1	1	1	1	1	1	1	1	1
18	16080-MEB-671	BOLT, COVER .....	1	1	1	-	-	-	-	-	-	-	-	-
	16080-HP1-601	.....	-	-	-	1	1	1	1	1	1	1	1	1
19	16081-MEB-671	BOLT, STOPPER .....	1	-	-	-	-	-	-	-	-	-	-	-
		(CARBURETOR NO.) .....	1	-	-	-	-	-	-	-	-	-	-	-
20	16083-MEB-671	SCREW, PAN .....	1	1	1	1	1	1	1	1	1	1	1	1
21	16100-MEY-672	CARBURETOR ASSY.(FCR04A A) ..	1	-	-	-	-	-	-	-	-	-	-	-
		(FRAME NO.) .....	1	-	-	-	-	-	-	-	-	-	-	-
	16100-MEY-673	CARBURETOR ASSY.(FCR04A B) ..	1	-	-	-	-	-	-	-	-	-	-	-
		(FRAME NO.) .....	1	-	-	-	-	-	-	-	-	-	-	-
	16100-MEY-674	CARBURETOR ASSY.(FCR04A C) ..	1	-	-	-	-	-	-	-	-	-	-	-
		(FRAME NO.) .....	1	-	-	-	-	-	-	-	-	-	-	-
		.....	-	1	-	-	-	-	-	-	-	-	-	-
	16100-MEY-D11	CARBURETOR ASSY.(FCR04B A) ..	-	-	1	-	-	-	-	-	-	-	-	-
	16100-MEY-D22	CARBURETOR ASSY.(FCR04C A) ..	-	-	-	1	1	1	1	1	1	1	1	1
22	16112-MEB-671	VALVE, THROTTLE .....	1	1	-	-	-	-	-	-	-	-	-	-
	16112-MEY-A11	.....	-	-	1	-	-	-	-	-	-	-	-	-
	16112-HP1-A01	.....	-	-	-	1	1	1	1	1	1	1	1	1
23	16157-MEN-671	COVER, THROTTLE .....	1	1	1	-	-	-	-	-	-	-	-	-
	16157-MEN-A01	.....	-	-	-	1	1	1	1	1	1	1	1	1
24	16163-MEB-671	GASKET, FLOAT CHAMBER .....	1	1	1	1	1	1	1	1	1	1	1	1
25	16165-MEB-671	HOLDER, NEEDLE JET .....	1	1	-	-	-	-	-	-	-	-	-	-
	16165-MEY-A11	.....	-	-	1	1	1	1	1	1	1	1	1	1
26	16172-MEB-671	ROLLER .....	1	1	1	1	1	1	1	1	1	1	1	1
27	16177-MEB-671	WASHER, PLAIN(PO) .....	1	1	1	1	1	1	1	1	1	1	1	1
28	16178-MEB-671	WASHER, PLAIN(SUS) .....	1	1	1	1	1	1	1	1	1	1	1	1
29	16179-KZ4-690	BINDER .....	1	-	-	-	-	-	-	-	-	-	-	-
		(CARBURETOR NO.) .....	1	-	-	-	-	-	-	-	-	-	-	-
	16178-MEN-851	.....	1	-	-	-	-	-	-	-	-	-	-	-
		(CARBURETOR NO.) .....	1	-	-	-	-	-	-	-	-	-	-	-
		.....	-	1	1	1	1	1	1	1	1	1	1	1
30	16179-428-670	BINDER .....	1	-	-	-	-	-	-	-	-	-	-	-
		(CARBURETOR NO.) .....	1	-	-	-	-	-	-	-	-	-	-	-
	16179-MEY-671	.....	1	-	-	-	-	-	-	-	-	-	-	-
		(CARBURETOR NO.) .....	1	-	-	-	-	-	-	-	-	-	-	-
		.....	-	1	1	1	1	1	1	1	1	1	1	1
31	16185-MEN-671	PLATE, BUFFER .....	1	1	1	1	1	1	1	1	1	1	1	1
32	16196-MEB-671	TUBE, OVERFLOW .....	1	-	-	-	-	-	-	-	-	-	-	-
		(CARBURETOR NO.) .....	1	-	-	-	-	-	-	-	-	-	-	-
	16196-MEN-851	.....	1	-	-	-	-	-	-	-	-	-	-	-
		(CARBURETOR NO.) .....	1	-	-	-	-	-	-	-	-	-	-	-
		.....	-	1	1	1	1	1	1	1	1	1	1	1





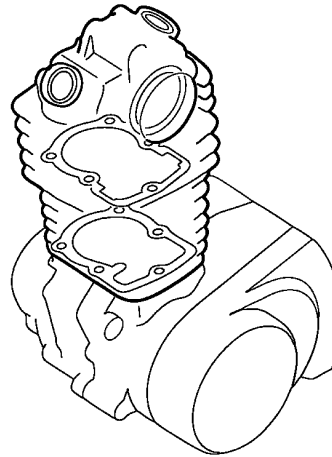
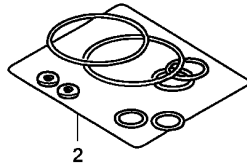
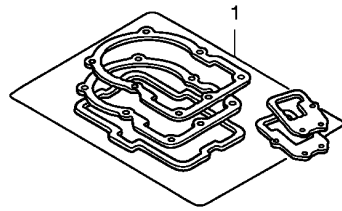
Ref. No.	Part No.	Description	Reqd. QTY									Serial No.	Parts catalogue code
			5	6	7	CRF450X							
			8	9	B	C	D						
33	16197-MEB-671	TUBE, AIR VENT .....	1	1	1	1	1	1	1	1	1		
34	16198-MEY-671	TUBE, AIR VENT .....	1	1	1	1	1	1	1	1	1		
35	16199-MEB-671	TUBE, AIR VENT .....	1	1	1	1	1	1	1	1	1		
36	16199-MEY-671	TUBE, AIR VENT .....	1	1	1	1	1	1	1	1	1		
37	16203-MEY-671	NEEDLE SET, JET .....	1	1	-	-	-	-	-	-	-		
	16203-MEY-D11	.....	-	-	1	-	-	-	-	-	-		
	16203-MEY-D21	.....	-	-	-	1	1	1	1	1	1		
38	93892-04008-18	SCREW-WASHER, 4X8 .....	4	4	4	4	4	4	4	4	4		
39	93892-04014-18	SCREW-WASHER, 4X14 .....	4	4	4	4	4	4	4	4	4		
40	95002-02079	CLIP, TUBE(B7) .....	5	5	5	5	5	5	5	5	5		
41	99101-357-1420	JET, MAIN, #142 .....	1	1	1	-	-	-	-	-	-		
	99101-357-1450	JET, MAIN, #145 .....	-	-	-	1	1	1	1	1	1		
42	99103-440-0450	JET, SLOW, #45 .....	1	1	1	1	1	1	1	1	1		
43	99104-MEB-1000	JET, SLOW AIR, #100 .....	1	1	1	-	-	-	-	-	-		
44	99108-KRN-0700	JET, LEAK, #70 .....	1	1	1	-	-	-	-	-	-		
	99108-KSE-0600	JET, LEAK, #60 .....	-	-	-	1	1	1	1	1	1		
45	99112-MEY-0700	JET, BY-STARTER, #70 .....	1	1	1	1	1	1	1	1	1		
46	16072-MEN-731	TOP SET .....	1	-	-	-	-	-	-	-	-	FCR04A B	-----
		(CARBURETOR NO.)	-	1	-	-	-	-	-	-	-	-	-
	16014-MEY-A11	.....	-	-	1	1	1	1	1	1	1		
47	16088-MEN-731	CLIP .....	1	-	-	-	-	-	-	-	-	FCR04A B	-----
		(CARBURETOR NO.)	-	1	1	1	1	1	1	1	1	-	-
48	16076-ND5-004	O-RING, 1.3X4.3 .....	-	1	1	1	1	1	1	1	1		

2

EOP-1

GASKET KIT A

F 1



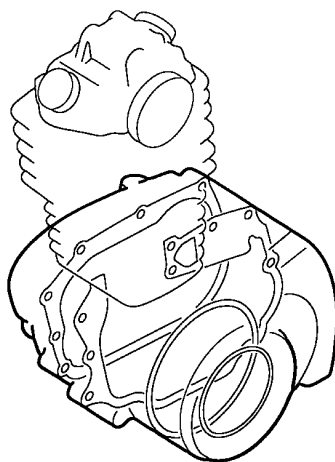
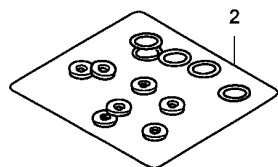
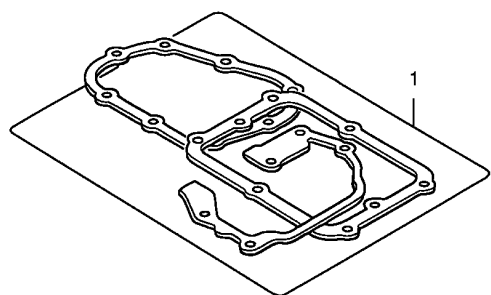
ENG1X0001B

Ref. L.O.N. (Relative ref. Number) F.R.T.  
No. Description

NO INFORMATION .....

Ref. No.	Part No.	Description	Reqd. QTY								Serial No.	Parts catalogue code
			5	6	7	CRF450X		B	C	D		
			8	9								
1	06113-MEY-670	GASKET SHEET KIT A .....	1	1	1	1	1	1	1	1	1	
	12191-MEY-671	GASKET, CYLINDER .....	1	1	1	1	1	1	1	1	1	
	12251-MEY-671	GASKET, CYLINDER HEAD .....	1	1	1	1	1	1	1	1	1	
	12391-MEB-670	GASKET, HEAD COVER .....	1	1	1	1	1	1	1	1	1	
	14560-MEN-671	GASKET, TENSIONER LIFTER .....	1	1	1	1	1	1	1	1	1	
	18291-MEB-670	GASKET, EX. PIPE .....	1	1	1	1	1	1	1	1	1	
2	06114-MEN-670	WASHER O-RING KIT A .....	1	1	1	1	1	1	1	1	1	
	12226-MEB-670	SEAL, RING .....	1	1	1	1	1	1	1	1	1	
	90442-397-000	WASHER, SEALING, 6MM .....	1	1	1	1	1	1	1	1	1	
	91312-KE7-003	O-RING, 19X3(NOK) .....	1	1	1	1	1	1	1	1	1	

2



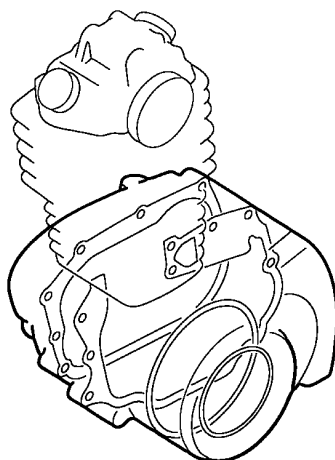
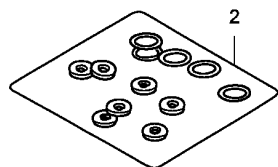
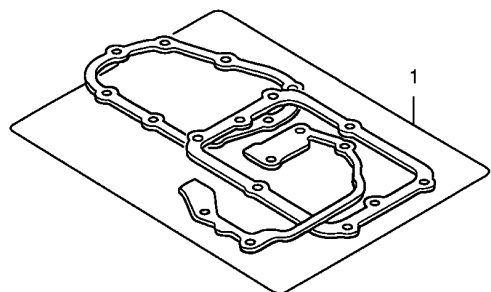
ENG2X0001B

FR.

Ref. L.O.N. (Relative ref. Number) F.R.T.  
No. Description

NO INFORMATION .....

Ref. No.	Part No.	Description	Reqd. QTY							Serial No.	Parts catalogue code	
			5	6	7	CRF450X 8	9	B	C			D
1	11352-MEB-671	GASKET, CLUTCH COVER .....	1	1	1	1	1	1	1	1		
	19226-MEB-670	GASKET, WATER PUMP COVER .....	1	1	1	1	1	1	1	1		
	06115-MEY-670	GASKET SHEET KIT B .....	1	1	1	1	-	-	-	-		
	11191-MEY-670	GASKET, CRANKCASE .....	1	1	1	1	-	-	-	-		
	11394-MEY-670	GASKET, R. COVER .....	1	1	1	1	-	-	-	-		
	11395-MEY-670	GASKET, L. COVER .....	1	1	1	1	-	-	-	-		
	06115-MEY-670	GASKET SHEET KIT B .....	-	-	-	-	1	1	1	1	-----	5407120
	11191-MEY-670	GASKET, CRANKCASE .....	-	-	-	-	1	1	1	1	-----	5407120
	11394-MEY-670	GASKET, R. COVER .....	-	-	-	-	1	1	1	1	-----	5407120
	11395-MEY-670	GASKET, L. COVER .....	-	-	-	-	1	1	1	1	-----	5407120
	06115-MEY-671	GASKET SHEET KIT B .....	-	-	-	-	1	1	1	1	-----	5407121
	11191-MEY-671	GASKET, CRANKCASE .....	-	-	-	-	1	1	1	1	-----	5407121
	11394-MEY-671	GASKET, R. COVER .....	-	-	-	-	1	1	1	1	-----	5407121
	11395-MEY-671	GASKET, L. COVER .....	-	-	-	-	1	1	1	1	-----	5407121
	06115-MEY-671	GASKET SHEET KIT B .....	-	-	-	-	-	-	-	1		
	11191-MEY-671	GASKET, CRANKCASE .....	-	-	-	-	-	-	-	1		
	11394-MEY-671	GASKET, R. COVER .....	-	-	-	-	-	-	-	1		
	11395-MEY-671	GASKET, L. COVER .....	-	-	-	-	-	-	-	1		
2	90447-KE1-000	WASHER, SEALING, 7MM .....	1	1	1	1	1	1	1	1		
	90463-ML7-000	WASHER, SEALING, 6.5MM .....	2	2	2	2	2	2	2	2		
	90474-333-000	WASHER, SEALING, 8MM .....	2	2	2	2	2	2	2	2		
	90488-425-000	WASHER, SEALING, 6MM .....	3	3	3	3	3	3	3	3		
	90751-GK1-003	O-RING, 8.5X1.7 .....	1	1	1	1	1	1	1	1		
	91201-ML3-873	D-RING, 23.75MM(ARAI) .....	1	1	1	1	1	1	1	1		
	91256-383-721	O-RING, 17.8X2.4(SHOWA) .....	1	1	1	1	1	1	1	1		
	91302-PA9-003	O-RING, 39.8X2.2(ARAI) .....	1	1	1	1	1	1	1	1		
	91303-377-000	O-RING, 13.8X2.5 .....	1	1	1	1	1	1	1	1		
	91305-KF0-003	O-RING, 27X2(ARAI) .....	1	1	1	1	1	1	1	1		
	91307-035-000	O-RING, 18X3 .....	2	2	2	2	2	2	2	2		



ENG2X0001B



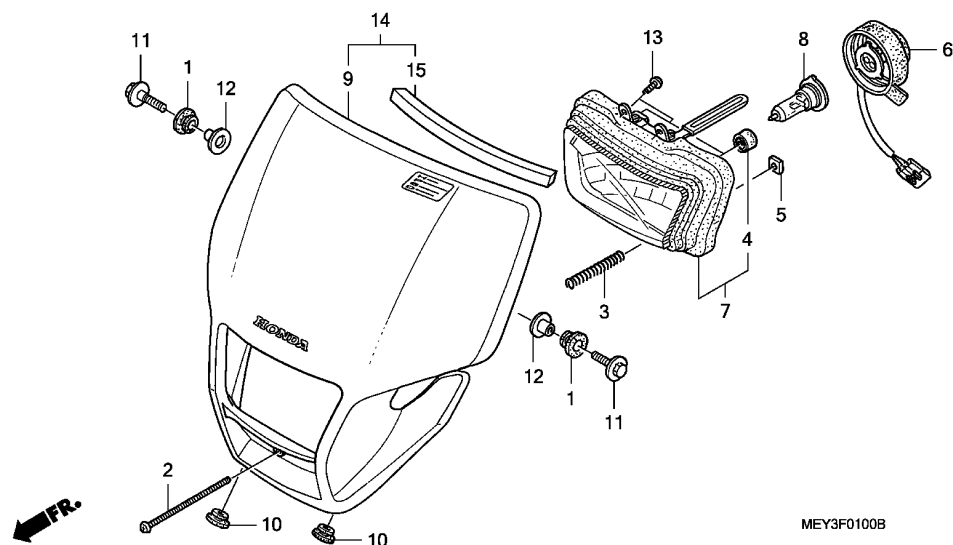
Ref. No.	Part No.	Description	Reqd. QTY								Serial No.	Parts catalogue code
			5	6	7	CRF450X		B	C	D		
(2)	91309-425-003	O-RING, 24.4X3.1(ARAI) .....	1	1	1	1	1	1	1	1		
	91355-759-003	O-RING, 21.8X2.4 .....	1	1	1	1	1	1	1	1		
	06116-MEY-671	WASHER O-RING KIT B .....	1	1	1	-	-	-	-	-	-----	ED
	90452-323-000	WASHER, SEALING, 5MM .....	1	1	1	-	-	-	-	-	-----	ED
	91305-PE2-003	O-RING, 9.8X1.9 .....	1	1	1	-	-	-	-	-	-----	ED
	06116-MEY-771	WASHER O-RING KIT B .....	-	-	1	-	-	-	-	-	-----	U
			-	-	-	1	1	1	1	1		



F-1

HEADLIGHT

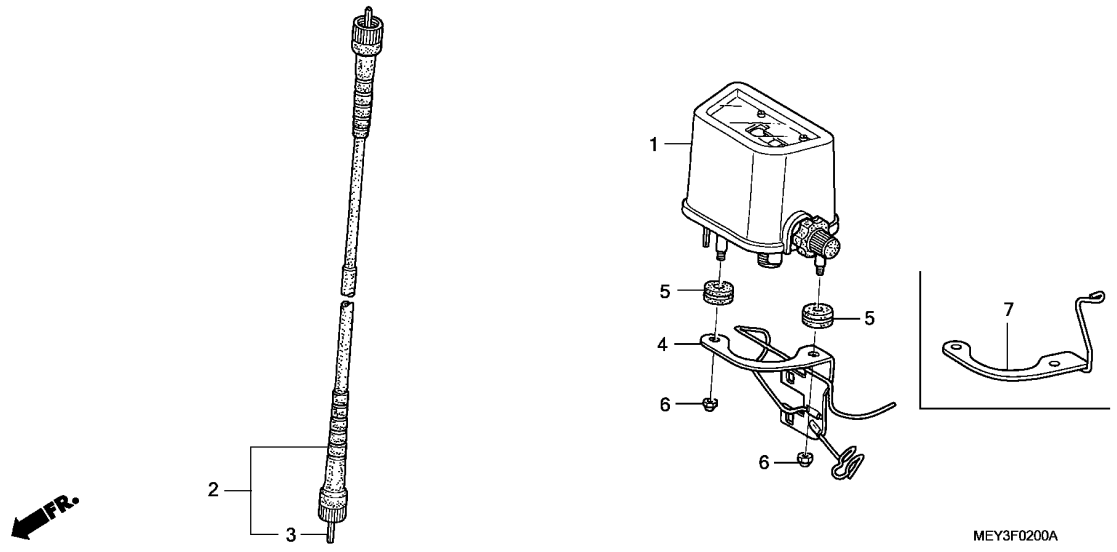
G 1



Ref. No.	L.O.N.	(Relative ref. Number) Description	F.R.T.
6	6161B1	SOCKET, HEADLIGHT .....	0.1
7	6161A7	HEADLIGHT UNIT .....	0.2
8	616118	BULB, HEADLIGHT .....	0.1
9		(14)	
	4111L3	COWL, FRONT CENTER .....	0.2

3

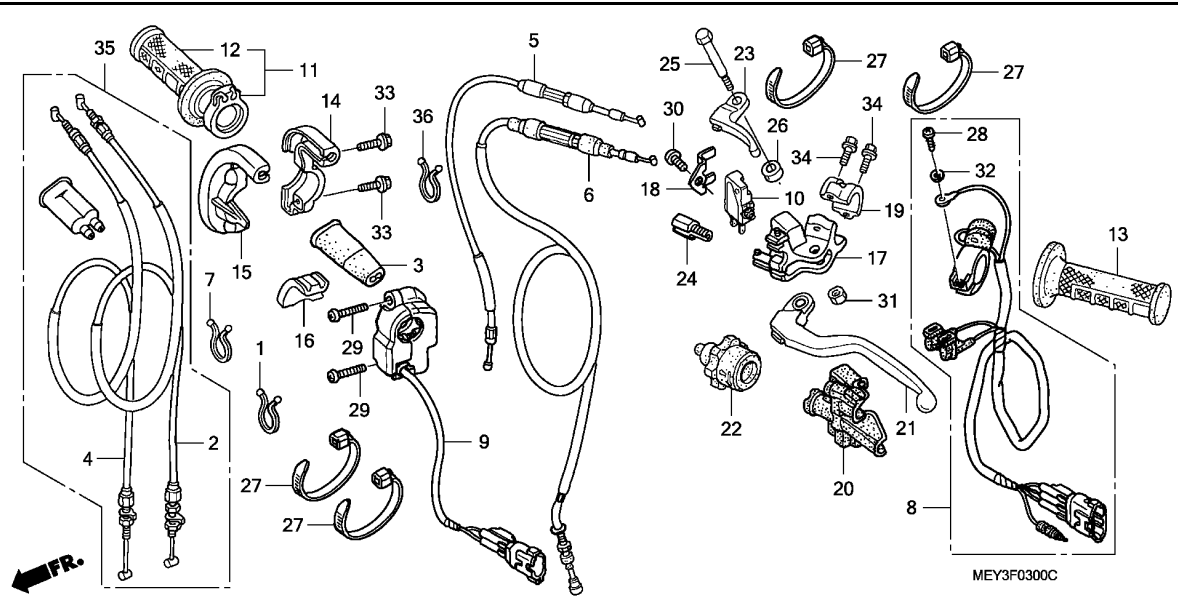
Ref. No.	Part No.	Description	Reqd. QTY									Serial No.	Parts catalogue code
			5	6	7	CRF450X		B	C	D			
1	18293-GZ5-000	RUBBER, PROTECTOR PACKING ...	2	2	2	2	2	2	2	2			
2	33103-KSC-670	SCREW, PAN, 4X55 .....	1	1	1	1	1	1	1	1			
3	33107-KAE-770	SPRING, BEAM ADJUSTING .....	1	-	-	-	-	-	-	-			
	33107-KAE-771	.....	-	1	1	1	1	1	1	1			
4	33113-MBW-D21	PIPE, CP .....	2	2	2	2	2	2	2	2			
5	33117-KBR-730	NUT, BEAM ADJUSTING .....	1	1	1	1	1	1	1	1			
6	33130-MEY-670	SOCKET COMP., HEADLIGHT .....	1	1	1	-	-	-	-	-			
	33130-KSC-A21	.....	-	-	-	1	1	1	1	1			
7	33150-KSC-673	HEADLIGHT UNIT COMP. ....	1	1	1	-	-	-	-	-			
	33150-KSC-A21	.....	-	-	-	1	1	1	1	1			
8	34901-GJ1-003	BULB, HEADLIGHT(12V 35/36.5W)	1	1	1	1	1	1	1	1			
9	61300-KSC-000ZA	VISOR SET, FR.(WL)											
	*NH196*.....ROSS WHITE		1	1	1	-	-	-	-	-			
10	83501-MG7-000	GROMMET, SIDE COVER .....	2	2	2	2	2	2	2	2			
11	90147-KPB-J10	BOLT, FLANGE, 6X16 .....	2	2	2	2	2	2	2	2			
12	90501-124-000	WASHER, FR. COVER SETTING ...	2	2	2	2	2	2	2	2			
13	93911-25120	SCREW, TAPPING, 5X10(PO) ....	2	2	2	2	2	2	2	2			
14	61300-MEY-A20ZA	VISOR SET, FR.(WL)											
	*NH196*.....ROSS WHITE		-	-	-	1	-	-	-	-			
	61300-MEY-A30ZA	*NH196*.....ROSS WHITE	-	-	-	-	1	-	-	-			
	61300-KSC-A30ZA	*NH196*.....ROSS WHITE	-	-	-	-	-	1	1	1			
15	61302-KSC-A20	RUBBER, LIGHT FOAM .....	-	-	-	1	1	1	1	1			



Ref. No.	L.O.N.	(Relative ref. Number) Description	F.R.T.
1	8121F4	METER ASSY., TRIP .....	0.2
2	811160	CABLE, SPEEDOMETER .....	0.2
3	8111B2	CABLE, SPEEDOMETER INNER .....	0.1

Ref. No.	Part No.	Description	Reqd. QTY							Serial No.	Parts catalogue code	
			5	6	7	8	9	B	C			D
1	37200-MN1-731	METER ASSY., TRIP(KM) .....	1	1	1	1	1	1	1	1		
2	44830-KSC-000	CABLE ASSY., SPEEDOMETER .....	1	1	1	1	1	1	1	1		
3	44831-KSC-300	CABLE, INNER .....	1	1	1	1	1	1	1	1		
4	50130-KSC-000	STAY, COUPLER .....	1	-	-	-	-	-	-	-	-	-
	50130-KSC-010	.....	1	-	-	-	-	-	-	-	-	5K000003
		.....	-	1	1	-	-	-	-	-	-	5K000004
5	80103-GJ5-000	GROMMET, ENGINE COVER .....	2	2	2	2	2	2	2	2		
6	94021-05000-0S	NUT, CAP, 5MM .....	2	2	2	2	2	2	2	2		
7	50132-MEY-A20	GUIDE COMP., CLUTCH CABLE ...	-	-	-	1	1	1	1	1		

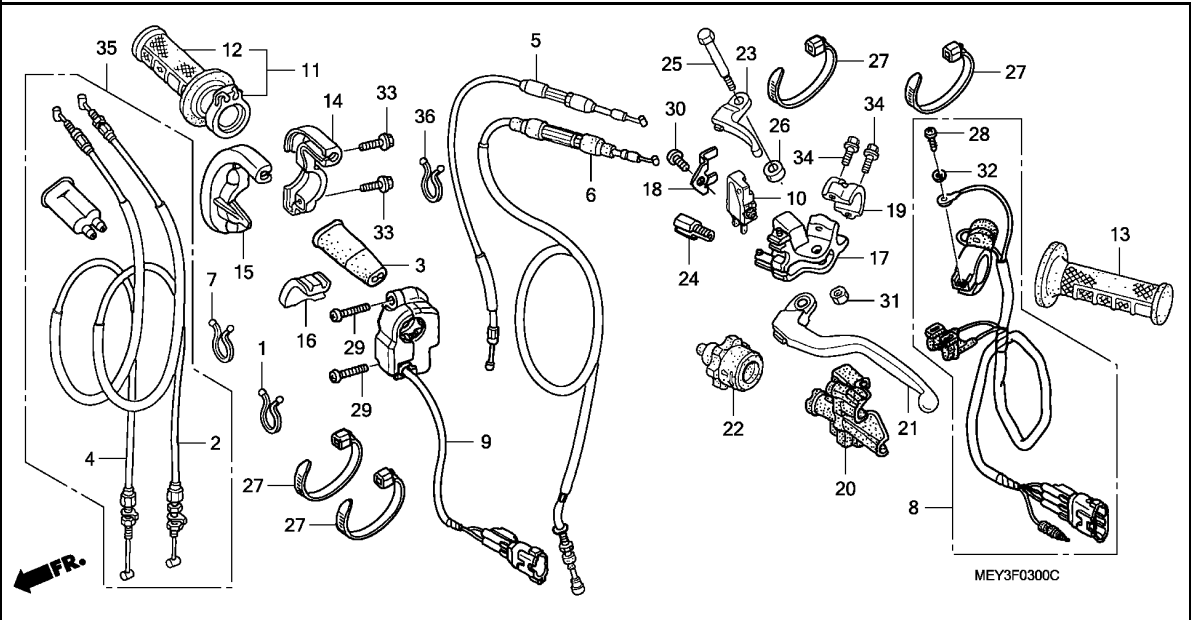




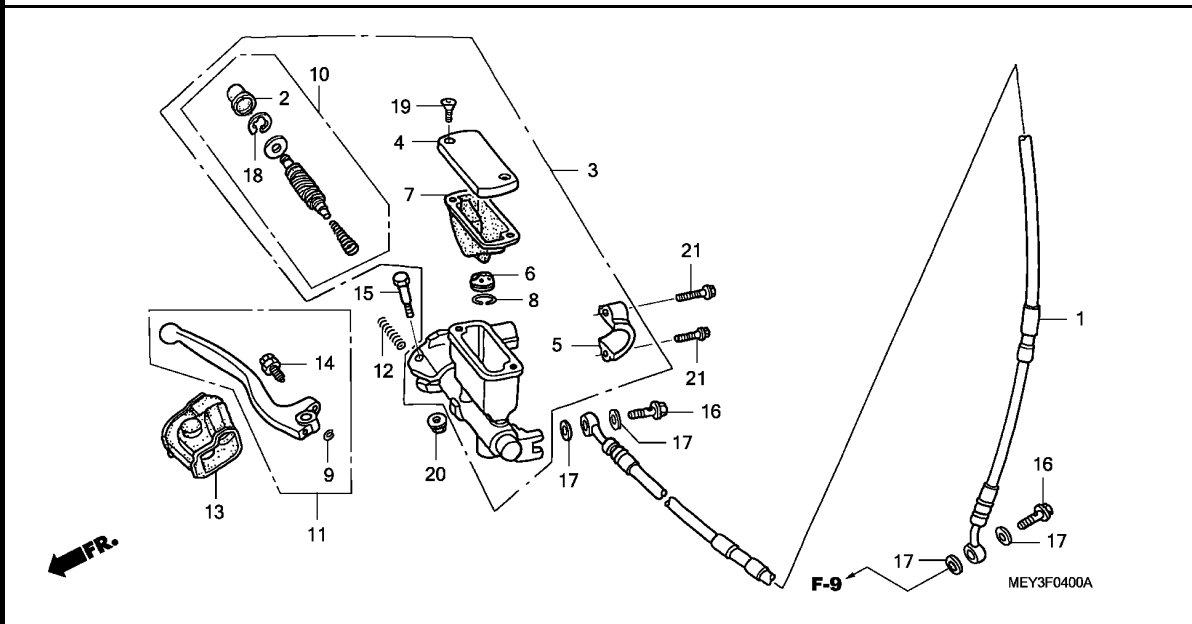
Ref. No.	L.O.N.	(Relative ref. Number) Description	F.R.T.
2		(4,35)	
811100		CABLE, THROTTLE .....	0.4
.NOTE: Same time for two units			
5	8111B5	CABLE, HOT STARTER .....	0.5
6	811115	CABLE, CLUTCH .....	0.3
8	6151D8	SWITCH, ENGINE STOP .....	0.2
9	615116	SWITCH, STARTER .....	0.2
10	6151A9	SWITCH, CLUTCH .....	0.1
11	810150	GRIP, THROTTLE .....	0.1
12	8101C1	GRIP, HANDLE :RIGHT .....	0.2
13	8101C0	GRIP, HANDLE :LEFT .....	0.1
14		(15)	
	810155	HOUSING, THROTTLE .....	0.2
17	8101C8	BRACKET, HANDLE LEVER :LEFT ..	0.2
21	8101C6	LEVER, HANDLE :LEFT .....	0.1
	8101F5	LEVER, HANDLE :BOTH .....	0.2
23	8101F2	LEVER, HOT STARTER .....	0.1



Ref. No.	Part No.	Description	Reqd. QTY								Serial No.	Parts catalogue code
			5	6	7	CRF450X			D			
			8	9	B	C	D					
1	17233-KCZ-J20	HOLDER, TUBE .....	1	1	1	1	1	1	1	1		
2	17910-MEY-670	CABLE COMP. A, THROTTLE .....	1	1	-	-	-	-	-	-		
3	17913-KB7-000	COVER, THROTTLE CABLE .....	1	1	-	-	-	-	-	-		
4	17920-MEY-670	CABLE COMP. B, THROTTLE .....	1	1	-	-	-	-	-	-		
5	17950-MEY-670	CABLE COMP., HOT STARTER .....	1	1	1	-	-	-	-	-		
	17950-MEY-A20	.....	-	-	-	1	1	1	1	1		
6	22870-MEY-670	CABLE COMP., CLUTCH .....	1	1	1	-	-	-	-	-		
	22870-MEY-A20	.....	-	-	-	1	1	1	1	1		
7	32171-GF9-621	LOCK, PURSE .....	1	1	1	1	1	1	1	1		
8	35130-KSC-670	SWITCH ASSY., ENGINE STOP .....	1	1	1	-	-	-	-	-		
	35130-MEY-A20	.....	-	-	-	1	1	1	1	1		
9	35150-KSC-671	SWITCH ASSY., STARTER .....	1	1	1	-	-	-	-	-		
	35150-MEY-A20	.....	-	-	-	1	1	1	1	1		
10	35340-ML4-005	SWITCH ASSY., FR. STOP (TATEISHI)	1	1	1	1	1	1	1	1		
11	53140-MEB-671	GRIP COMP., THROTTLE .....	1	1	1	1	1	1	1	1		
12	53165-GBF-J60	GRIP, R. HANDLE .....	1	1	1	1	1	1	1	1		
13	53166-GBF-J60	GRIP, L. HANDLE .....	1	1	1	1	1	1	1	1		
14	53167-MEB-671	HOUSING, UPPER THROTTLE .....	1	-	-	-	-	-	-	-		
	53167-MEB-672	.....	-	1	-	-	-	-	-	-	6K101852	
		.....	-	1	-	-	-	-	-	-	6K101853	
		.....	-	-	1	1	1	1	1	1		
15	53168-KSC-000	HOUSING, UNDER THROTTLE .....	1	-	-	-	-	-	-	-		
	53168-KSC-010	.....	-	1	-	-	-	-	-	-	6K101916	
		.....	-	1	-	-	-	-	-	-	6K101917	
		.....	-	-	1	1	1	1	1	1		



Ref. No.	Part No.	Description	Reqd. QTY									Serial No.	Parts catalogue code
			5	6	7	CRF450X			D				
						8	9	B	C	D			
16	53169-MEB-670	SLIDER, THROTTLE CABLE .....	1	1	1	1	1	1	1	1			
17	53172-KSC-000	BRACKET, L. HANDLE LEVER .....	1	1	1	1	1	1	1	1			
18	53173-KSC-000	PLATE, CLUTCH SWITCH .....	1	1	1	1	1	1	1	1			
19	53174-KCE-670	HOLDER, L. LEVER BRACKET .....	1	1	1	1	1	1	1	1			
20	53177-KSC-000	COVER, L. HANDLE LEVER .....	1	1	1	1	1	1	1	1			
21	53178-KSC-000	LEVER, L. STEERING HANDLE ...	1	1	1	1	1	1	1	1			
22	53179-MEN-671	DIAL, CLUTCH CABLE ADJUSTING	1	1	1	1	1	1	1	1			
23	53190-MEN-670	LEVER, HOT STARTER .....	1	1	1	1	1	1	1	1			
24	53192-MEN-670	BOLT, WIRE ADJUSTING .....	1	1	1	1	1	1	1	1			
25	90113-MEN-670	BOLT, HANDLE LEVER PIVOT .....	1	-	-	-	-	-	-	-			
	90113-MEY-A00	.....	-	1	-	-	-	-	-	-			
	90113-MEY-A10	.....	-	-	1	1	1	1	1	1			
26	90501-MEN-670	COLLAR, PIVOT .....	1	1	1	1	1	1	1	1			
27	90650-KV6-003	BAND, WIRE, 95MM .....	4	4	4	4	4	4	4	4			
28	93500-04012-1A	SCREW, PAN, 4X12 .....	1	1	1	1	1	1	1	1			
29	93500-04014-0G	SCREW, PAN, 4X14 .....	2	2	2	2	2	2	2	2			
30	93500-05010-0A	SCREW, PAN, 5X10 .....	1	1	1	1	1	1	1	1			
31	94001-06000-0S	NUT, HEX., 6MM .....	1	-	-	-	-	-	-	-			
	90301-782-000	NUT, U, 6MM .....	-	1	1	1	1	1	1	1			
32	94111-04000	WASHER, SPRING, 4MM .....	1	1	1	1	1	1	1	1			
33	96001-06020-07	BOLT, FLANGE, 6X20 .....	2	2	2	2	2	2	2	2			
34	96001-06022-00	BOLT, FLANGE, 6X22 .....	2	2	2	2	2	2	2	2			
35	17900-MEY-A10	CABLE ASSY., THROTTLE .....	-	-	1	-	-	-	-	-			
	17910-MEY-A20	CABLE COMP., THROTTLE .....	-	-	-	1	1	1	1	1			
36	17233-KCZ-J20	HOLDER, TUBE .....	-	-	-	1	1	1	1	1			



Ref. No.	L.O.N.	(Relative ref. Number) Description	F.R.T.
1	7121A0	HOSE, FRONT BRAKE ..... .INCLUDES: Bleed brakes	0.4
3	712105	CYLINDER, FRONT BRAKE MASTER - .INCLUDES: Bleed brakes	0.4
7	7121G6	DIAPHRAGM, FRONT BRAKE MASTER CYLINDER .....	0.1
10	7121G9	PISTON SET, FRONT BRAKE MASTER .INCLUDES: Bleed brakes	0.4
11	8101C7	LEVER, HANDLE :RIGHT .....	0.1
	8101F5	LEVER, HANDLE :BOTH .....	0.2

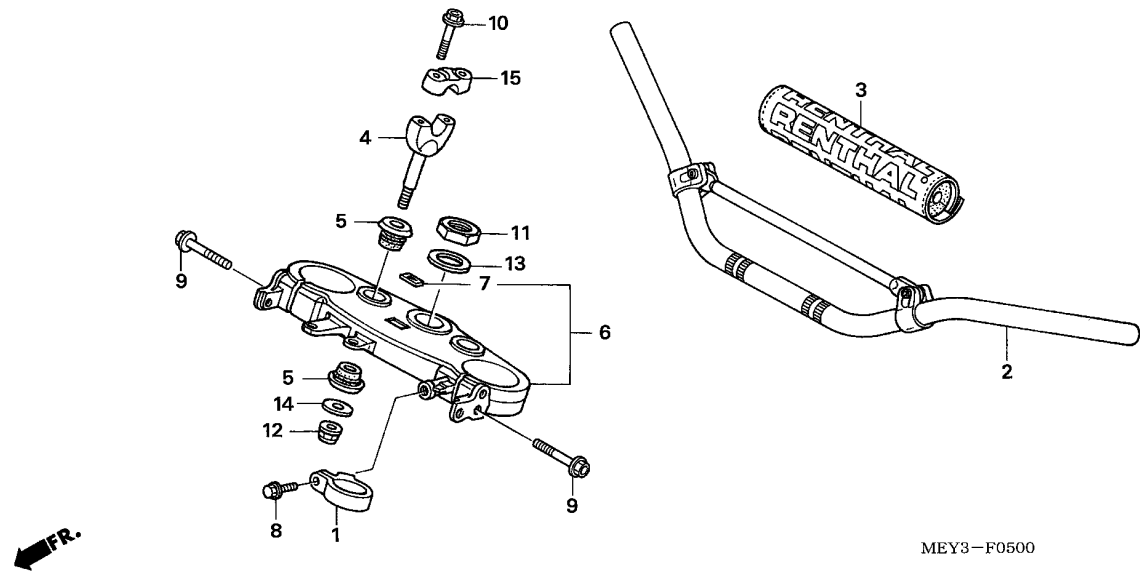


Ref. No.	Part No.	Description	Reqd. QTY							Serial No.	Parts catalogue code	
			5	6	7	CRF450X 8	9	B	C			D
1	45125-MEY-003	HOSE COMP., FR. BRAKE .....	1	1	1	-	-	-	-	-		
	45125-KSC-A11	.....	-	-	-	1	1	1	1	1		
2	45504-KN5-006	BOOT COMP. ....	1	1	1	1	1	1	1	1		
3	45510-KCE-671	CYLINDER SUB ASSY., FR. BRAKE MASTER(NISSIN)	1	1	1	1	1	1	1	1		
4	45513-KCE-671	CAP, MASTER CYLINDER .....	1	1	1	1	1	1	1	1		
5	45517-GW0-751	HOLDER, MASTER CYLINDER .....	1	1	1	1	1	1	1	1		
6	45518-KA3-731	SEPARATOR COMP. ....	1	1	1	1	1	1	1	1		
7	45520-KA3-731	DIAPHRAGM .....	1	1	1	1	1	1	1	1		
8	45523-KA3-731	RING .....	1	1	1	1	1	1	1	1		
9	45523-MEB-003	RING .....	1	1	1	1	1	1	1	1		
10	45530-KCE-671	PISTON SET, MASTER CYLINDER -	1	1	1	1	1	1	1	1		
11	53170-MEB-003	LEVER SET, R. HANDLE .....	1	1	1	1	1	1	1	1		
12	53174-KN5-006	SPRING, BRAKE LEVER .....	1	1	1	1	1	1	1	1		
13	53176-ML3-791	COVER, R. HANDLE LEVER .....	1	1	1	1	1	1	1	1		
14	90111-MEB-003	BOLT SET, ADJUSTING .....	1	1	1	1	1	1	1	1		
15	90114-166-006	BOLT, HANDLE LEVER PIVOT .....	1	1	1	1	1	1	1	1		
16	90145-MS9-612	BOLT, OIL, 10X22 .....	2	2	2	2	2	2	2	2		
17	90545-300-000	WASHER, OIL BOLT .....	4	4	4	4	4	4	4	4		
18	90651-MA5-671	CIRCLIP .....	1	1	1	1	1	1	1	1		
19	93600-04012-1G	SCREW, FLAT, 4X12 .....	2	2	2	2	2	2	2	2		
20	94050-06000	NUT, FLANGE, 6MM .....	1	1	1	1	1	1	1	1		
21	96001-06022-00	BOLT, FLANGE, 6X22 .....	2	2	2	2	2	2	2	2		

**F-5**

**HANDLE PIPE/TOP BRIDGE(CRF450X5,6,7)**

**G 6**



Ref. No.	L.O.N.	(Relative ref. Number) Description	F.R.T.
2	810100	PIPE, STEERING HANDLE .....	0.4
4	8101B9	HOLDER, HANDLE :LOWER .....	0.2
	8101B9A	.Replace 1 handle holder add ..	0.1
6	510110	BRIDGE, FORK TOP .....	0.4

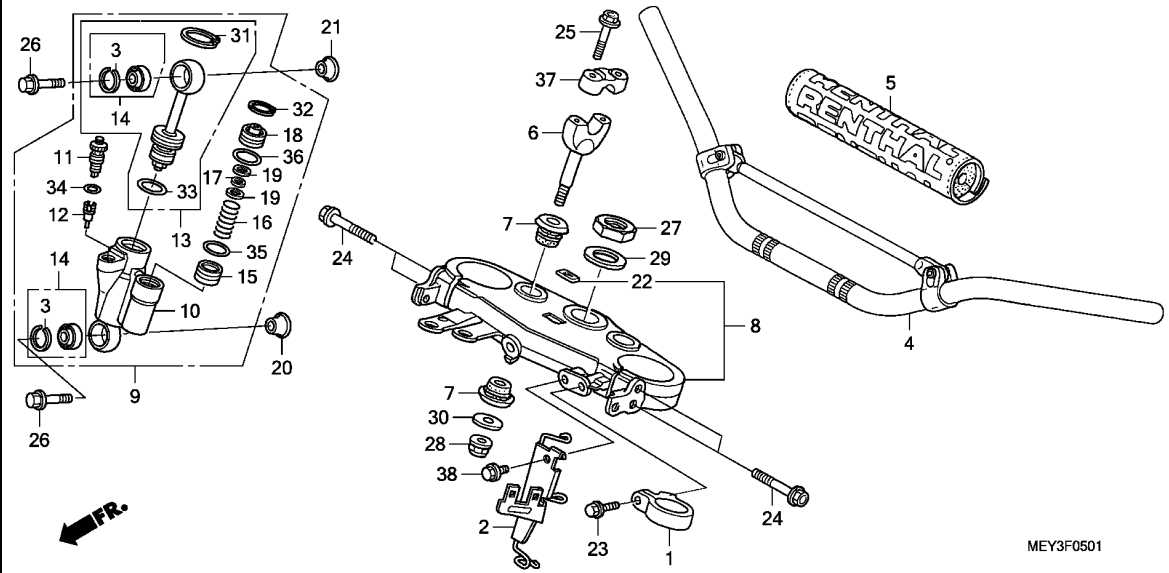
Ref. No.	Part No.	Description	Reqd. QTY							Serial No.	Parts catalogue code
			5	6	7	CRF450X					
			8	9	B	C	D				
1	45468-KS7-830	GUIDE, FR. BRAKE HOSE .....	1	1	1	-	-	-	-	-	
2	53100-MEN-670	PIPE, STEERING HANDLE .....	1	1	1	-	-	-	-	-	
3	53121-MEN-670	PROTECTOR, HANDLE .....	1	1	-	-	-	-	-	-	
			-	-	1	-	-	-	-	-	7K101365 U
			-	-	1	-	-	-	-	-	7K201083 ED
	53121-MEN-671	.....	-	-	1	-	-	-	-	-	7K101366 U
			-	-	1	-	-	-	-	-	7K201084 ED
4	53132-KA3-831	HOLDER, HANDLE UNDER .....	(2)	(2)	(2)	-	-	-	-	-	
	53132-KZ4-J20	.....	2	2	2	-	-	-	-	-	
5	53133-KA3-832	CUSHION, HANDLE PIPE .....	4	4	4	-	-	-	-	-	
6	53300-KSC-000	BRIDGE COMP., FORK TOP .....	1	1	1	-	-	-	-	-	
7	86150-KPG-901	EMBLEM, PRODUCT(MARUI) .....	1	1	1	-	-	-	-	-	
8	90106-MJO-000	BOLT, FLANGE, 6X16 .....	1	1	1	-	-	-	-	-	
9	90107-KZ4-J40	BOLT, FLANGE, 8X45 .....	4	4	4	-	-	-	-	-	
10	90124-KZ4-J40	BOLT, FLANGE, 8X35 .....	4	4	4	-	-	-	-	-	
11	90304-KZ4-J30	NUT, STEERING STEM .....	1	1	1	-	-	-	-	-	
12	90306-KZ4-711	NUT, U, 10MM .....	2	2	2	-	-	-	-	-	
13	90503-KZ4-J40	WASHER, STEERING STEM .....	1	1	1	-	-	-	-	-	
14	90507-KA3-830	WASHER, PLAIN, 10MM .....	2	2	2	-	-	-	-	-	
15	95014-22100	HOLDER B1, HANDLE PIPE UPPER	2	2	2	-	-	-	-	-	

**3**

**F-5-1**

**HANDLE PIPE/TOP BRIDGE(CRF450X8,9,B,C,D)**

**G 7**



Ref. No.	L.O.N.	(Relative ref. Number) Description	F.R.T.
4	810100	PIPE, STEERING HANDLE .....	0.4
6	8101B9	HOLDER, HANDLE :LOWER .....	0.2
	8101B9A	.Replace 1 handle holder add .....	0.1
8	510110	BRIDGE, FORK TOP .....	0.4
9	5101C4	DAMPER, STEERING .....	0.2
10	5101G4	CASE, STEERING DAMPER .....	0.8
13	5101G3	ROD ASSY., STEERING DAMPER ...	0.4
14	5101G2	BEARING, STEERING DAMPER .....	0.4
	5101G2A	.Replace 1 bearing add .....	0.1
15		(11,12,34,35)	
	5101G5	PISTON, STEERING DAMPER .....	0.3

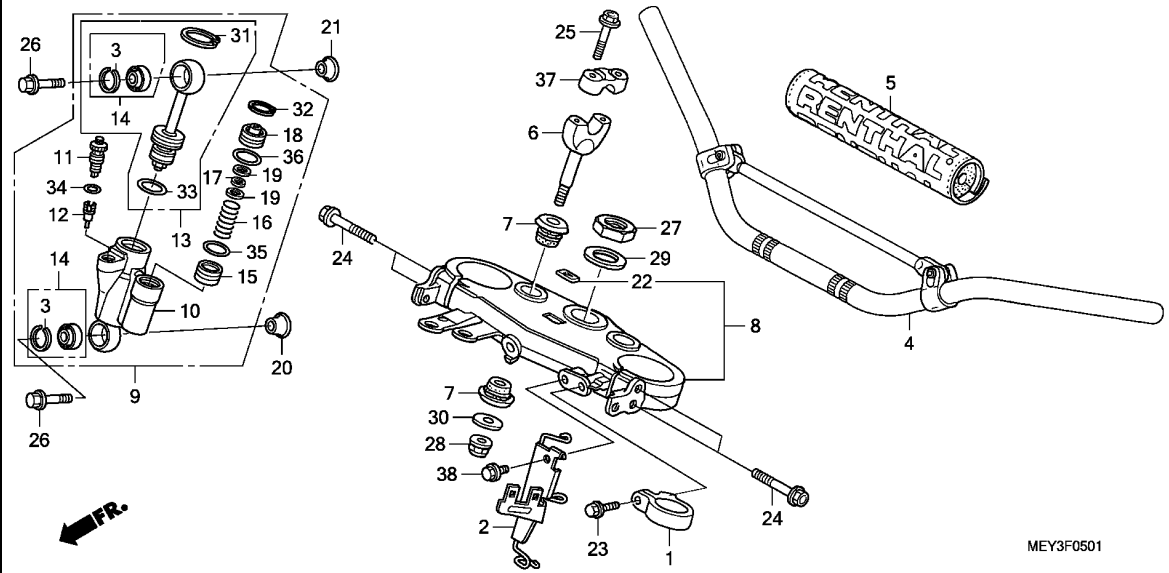
Ref. No.	Part No.	Description	Reqd. QTY							Serial No.	Parts catalogue code	
			5	6	7	CRF450X 8	9	B	C			D
1	45468-KS7-830	GUIDE, FR. BRAKE HOSE .....	-	-	-	1	1	1	1	1		
2	50130-MEY-A20	STAY COMP., COUPLER .....	-	-	-	1	1	1	1	1		
3	52487-MEN-A11	RING, STOPPER .....	-	-	-	2	2	2	2	2		
4	53100-MEN-670	PIPE, STEERING HANDLE .....	-	-	-	1	1	1	1	1		
5	53121-MEN-671	PROTECTOR, HANDLE .....	-	-	-	1	1	1	1	1		
6	53132-KA3-831	HOLDER, HANDLE UNDER .....	-	-	-	(2)	(2)	(2)	(2)	(2)		
	53132-KZ4-J20	.....	-	-	-	2	2	2	2	2		
7	53133-KA3-832	CUSHION, HANDLE PIPE .....	-	-	-	4	4	4	4	4		
8	53300-MEY-A20	BRIDGE COMP., FORK TOP .....	-	-	-	1	1	1	1	1		
9	53700-MEY-A21	DAMPER ASSY., STEERING .....	-	-	-	1	1	1	1	1		
10	53701-MEY-A21	CASE, DAMPER .....	-	-	-	1	1	1	1	1		
11	53711-MEN-A11	BOLT COMP., PLUG .....	-	-	-	1	1	1	1	1		
12	53712-MEN-A11	PIECE, ADJUST .....	-	-	-	1	1	1	1	1		
13	53721-MEY-A21	ROD COMP., PISTON .....	-	-	-	1	1	1	1	1		
14	53731-MEN-A11	BEARING COMP. ....	-	-	-	2	2	2	2	2		
15	53754-MEN-A11	PISTON, FREE .....	-	-	-	1	1	1	1	1		
16	53755-MEN-A11	SPRING, RETURN .....	-	-	-	1	1	1	1	1		
17	53756-MEY-A21	WASHER .....	-	-	-	1	1	1	1	1		
18	53757-MEN-A11	CAP, END .....	-	-	-	1	1	1	1	1		
19	53758-MEY-A21	WASHER .....	-	-	-	2	2	2	2	2		
20	53782-MEY-A20	COLLAR, STEERING DAMPER .....	-	-	-	1	1	1	1	1		
21	53783-MEY-A20	COLLAR, STEERING DAMPER TOP ..	-	-	-	1	1	1	1	1		
22	86150-KPG-901	EMBLEM, PRODUCT(MARUI) .....	-	-	-	1	1	1	1	1		
23	90106-MJ0-000	BOLT, FLANGE, 6X16 .....	-	-	-	1	1	1	1	1		
24	90107-KZ4-J40	BOLT, FLANGE, 8X45 .....	-	-	-	4	4	4	4	4		

**3**

**F-5-1**

**HANDLE PIPE/TOP BRIDGE(CRF450X8,9,B,C,D)**

**G 8**



Ref. No.	Part No.	Description	Reqd. QTY										Serial No.	Parts catalogue code	
			5	6	7	CRF450X				B	C	D			
25	90124-KZ4-J40	BOLT, FLANGE, 8X35	-	-	-	4	4	4	4	4					
26	90125-MEY-A20	BOLT, 7X35.0	-	-	-	2	2	2	2	2					
27	90304-KZ4-J30	NUT, STEERING STEM	-	-	-	1	1	1	1	1					
28	90306-KZ4-711	NUT, U, 10MM	-	-	-	2	2	2	2	2					
29	90503-KZ4-J40	WASHER, STEERING STEM	-	-	-	1	1	1	1	1					
30	90507-KA3-830	WASHER, PLAIN, 10MM	-	-	-	2	2	2	2	2					
31	90651-MEN-A11	CIRCLIP(23.5)	-	-	-	1	1	1	1	1					
32	90652-MEN-A11	CIRCLIP(17.3)	-	-	-	1	1	1	1	1					
33	91258-KZ3-B01	O-RING, 18.8X1.9	-	-	-	1	1	1	1	1					
34	91351-MEN-A11	O-RING, 9.5X1.5	-	-	-	1	1	1	1	1					
35	91352-MEN-A11	O-RING, 11X1.9	-	-	-	1	1	1	1	1					
36	91353-MEN-A11	O-RING, 13.5X1.5	-	-	-	1	1	1	1	1					
37	95014-22100	HOLDER B1, HANDLE PIPE UPPER	-	-	-	2	2	2	2	2					
38	96001-06010-00	BOLT, FLANGE, 6X10	-	-	-	1	1	1	1	1					

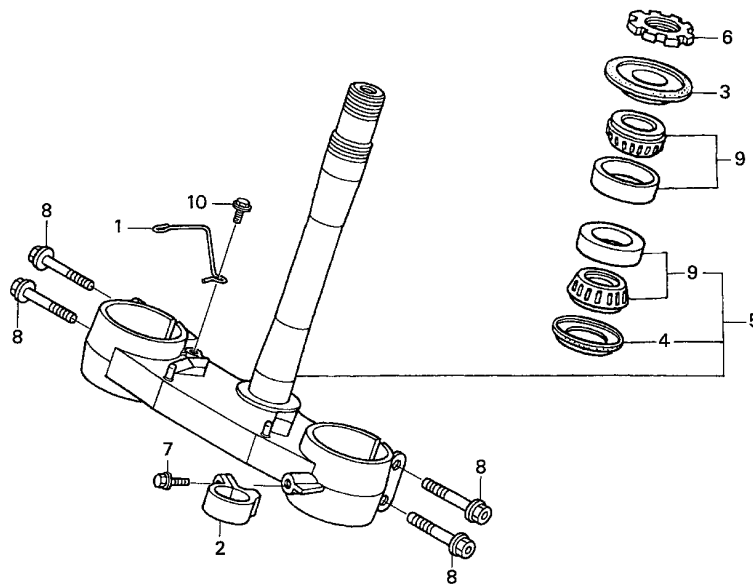
**3**



F-6

STEERING STEM

G 9



Ref. No.	L.O.N.	(Relative ref. Number) Description	F.R.T.
5	510100	STEM OR SHAFT ASSY., STEERING (3)	0.7
6	5101B2	THREAD, STEERING HEAD TOP .... (4)	0.3
9	5101B6	BEARING, HEAD PIPE :UPPER ....	0.7
	5101B7	BEARING, HEAD PIPE :LOWER ....	0.9
	5101C7	BEARING, HEAD PIPE :BOTH .....	0.9

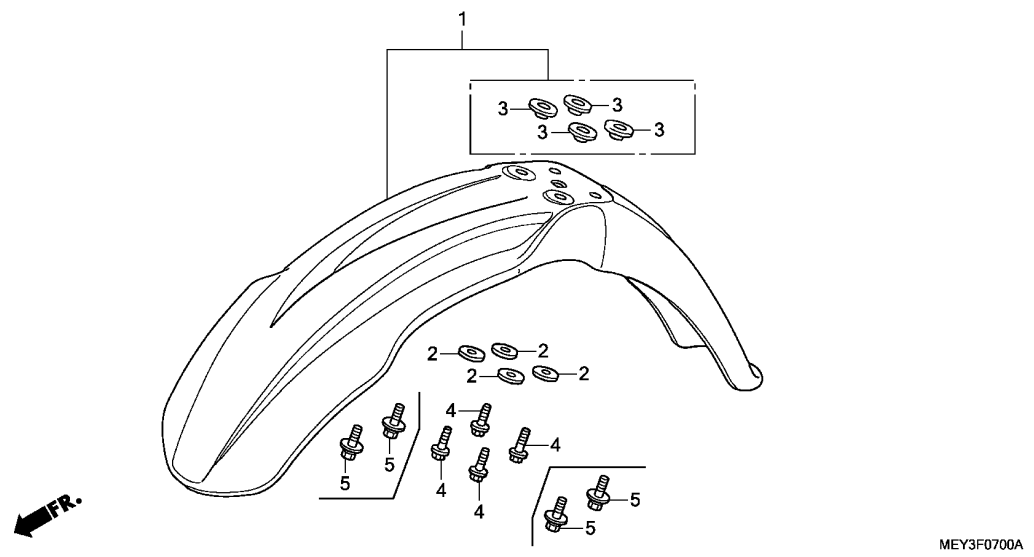
3

Ref. No.	Part No.	Description	Reqd. QTY							Serial No.	Parts catalogue code	
			5	6	7	CRF450X 8	9	B	C			D
1	44832-MEY-670	GUIDE, SPEEDOMETER CABLE ....	1	-	-	-	-	-	-	-	-	-
	44832-MEY-A00	.....	-	1	1	-	-	-	-	-	-	-
	44832-MEY-A01	.....	-	-	-	1	1	1	1	1	1	1
2	45468-KS7-830	GUIDE, FR. BRAKE HOSE .....	1	1	1	1	1	1	1	1	1	1
3	53214-KZ3-861	DUST SEAL, STEERING HEAD(ARAI)	1	1	1	1	1	1	1	1	1	1
4	53214-KZ4-701	DUST SEAL, STEERING HEAD(ARAI)	1	1	1	1	1	1	1	1	1	1
5	53219-MEY-000	STEM SUB ASSY., STEERING ....	1	1	1	-	-	-	-	-	-	-
	53219-MEY-A20	.....	-	-	-	1	1	1	1	1	1	1
6	53229-KZ4-J30	THREAD, STEERING HEAD TOP ...	1	1	1	1	1	1	1	1	1	1
7	90106-MJ0-000	BOLT, FLANGE, 6X16 .....	1	1	1	1	1	1	1	1	1	1
8	90107-KZ4-J40	BOLT, FLANGE, 8X45 .....	4	4	4	4	4	4	4	4	4	4
9	91015-KZ4-701	BEARING, HEAD PIPE(NTN) .....	2	2	2	2	2	2	2	2	2	2
10	95701-06010-00	BOLT, FLANGE, 6X10 .....	1	1	1	1	1	1	1	1	1	1

F-7

FRONT FENDER

G10



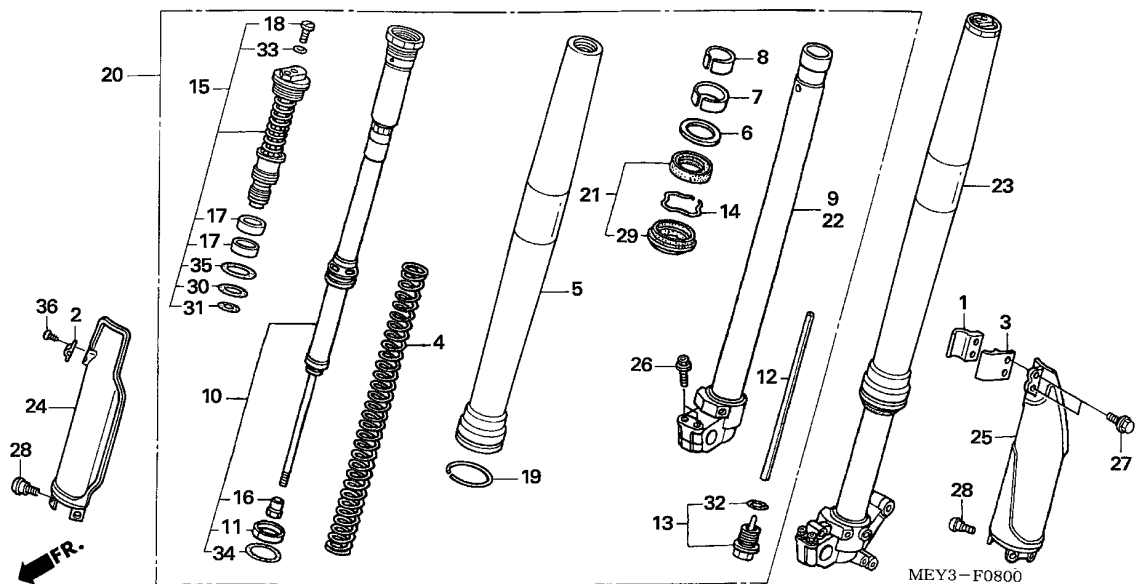
Ref. No.	L.O.N. (Relative ref. Number)	Description	F.R.T.
1	4131B7	FENDER, FRONT .....	0.1

Ref. No.	Part No.	Description	Reqd. QTY								Serial No.	Parts catalogue code
			5	6	7	8	9	B	C	D		
1	61110-MEN-670	FENDER SUB ASSY., FR. ....	1	1	1	1	1	1	1	1	1	1
2	90506-430-000	WASHER, FENDER MOUNTING .....	4	4	4	4	4	4	-	-	-	-
3	90512-KZ4-J20	COLLAR, FR. FENDER .....	4	4	4	4	4	4	4	4	4	4
4	96001-06016-00	BOLT, FLANGE, 6X16 .....	4	4	4	4	4	4	-	-	-	-
5	93404-06016-08	BOLT-WASHER, 6X16 .....	-	-	-	-	-	-	4	4	4	4

3

F-8

FRONT FORK



Ref. No.	L.O.N.	(Relative ref. Number) Description	F.R.T.
4		(11,34)	
		5111C5 SPRING, FRONT FORK :LEFT .....	0.8
		5111C6 SPRING, FRONT FORK :RIGHT ....	0.8
		5111C7 SPRING, FRONT FORK :BOTH .....	1.3
5		5111C8 TUBE, OUTER :LEFT .....	1.0
		5111C9 TUBE, OUTER :RIGHT .....	1.0
		5111D0 TUBE, OUTER :BOTH .....	1.7
9		(7,8)	
		5111D5 PIPE, SLIDE :RIGHT .....	1.0
10		5111D8 DAMPER, FRONT FORK :LEFT .....	1.0
		5111D9 DAMPER, FRONT FORK :RIGHT .....	1.0
		5111E0 DAMPER, FRONT FORK :BOTH .....	1.7
15		(17,30,31,35)	
		5111E4 BOLT, FRONT FORK :LEFT .....	1.0
		5111E5 BOLT, FRONT FORK :RIGHT .....	1.0
		5111E6 BOLT, FRONT FORK :BOTH .....	1.7
20		5111C3 FORK ASSY., FRONT :RIGHT .....	0.4
21		5111E7 SEAL SET, FRONT FORK :LEFT ...	0.9
		5111E8 SEAL SET, FRONT FORK :RIGHT ..	0.9
		5111E9 SEAL SET, FRONT FORK :BOTH ...	1.5
22		(7,8)	
		5111D4 PIPE, SLIDE :LEFT .....	1.0
		5111D6 PIPE, SLIDE :BOTH .....	1.7
23		5111C2 FORK ASSY., FRONT :LEFT .....	0.4
		5111C4 FORK ASSY., FRONT :BOTH .....	0.5

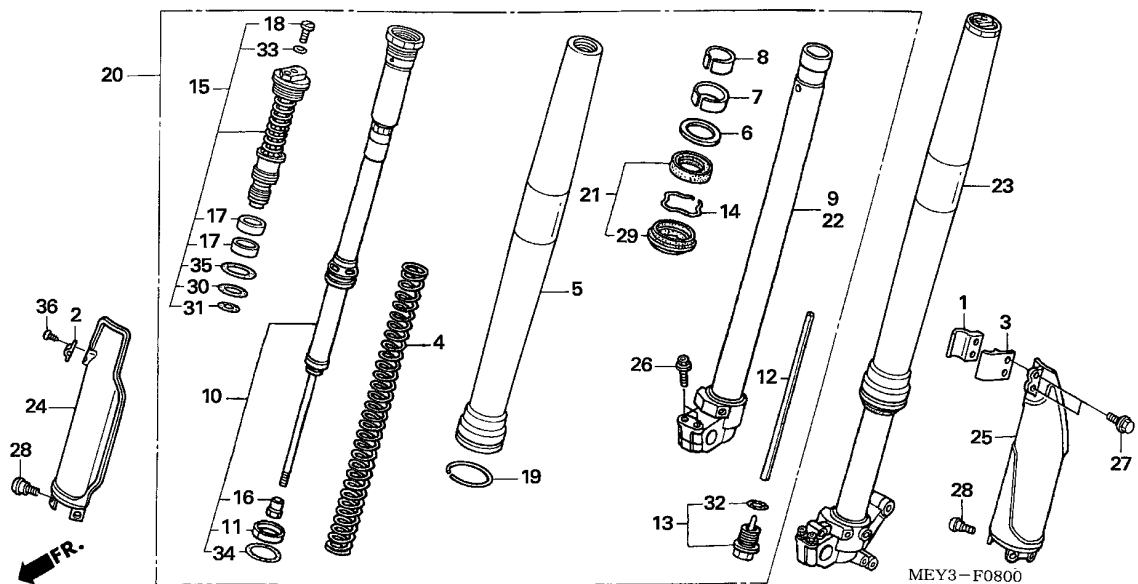
3

Ref. No.	Part No.	Description	Reqd. QTY							Serial No.	Parts catalogue code	
			5	6	7	CRF450X 8	9	B	C			D
1	45461-MEN-000	CLAMPER A, FR. BRAKE HOSE ...	1	1	1	1	1	1	1	1		
2	45461-MEY-670	GUIDE, SPEEDOMETER CABLE ....	1	1	1	1	1	1	1	1		
3	45462-MEN-000	CLAMPER B, FR. BRAKE HOSE ...	1	1	1	1	1	1	1	1		
4	51401-MEY-003	SPRING, FR. FORK(SHOWA) (4.6N/MM,0.47KGF/MM)	2	2	2	-	-	-	-	-		
	51402-MEY-003	SPRING, FR. FORK(SHOWA) (4.4N/MM,0.45KGF/MM)	(2)	(2)	(2)	-	-	-	-	-		
	51403-MEY-003	SPRING, FR. FORK(SHOWA) (4.8N/MM,0.49KGF/MM)	(2)	(2)	(2)	-	-	-	-	-		
	51401-MEY-A21	SPRING, FR. FORK(SHOWA) (4.6N/MM,0.47KGF/MM)	-	-	-	2	2	2	2	2		
	51402-MEY-A21	SPRING, FR. FORK(SHOWA) (4.4N/MM,0.45KGF/MM)	-	-	-	(2)	(2)	(2)	(2)	(2)		
	51403-MEY-A21	SPRING, FR. FORK(SHOWA) (4.8N/MM,0.49KGF/MM)	-	-	-	(2)	(2)	(2)	(2)	(2)		
5	51410-MEY-003	TUBE, OUTER .....	2	2	2	2	2	2	2	2		
6	51412-KRN-711	RING, BACK UP .....	2	2	2	2	2	2	2	2		
7	51414-KZ3-B01	BUSH, GUIDE .....	2	2	2	2	2	2	2	2		
8	51415-KZ3-B01	BUSH, SLIDER .....	2	2	2	2	2	2	2	2		
9	51420-MEY-003	PIPE COMP., R. SLIDE .....	1	1	1	-	-	-	-	-		
	51420-MEY-A21	.....	-	-	-	1	1	1	1	1		
10	51430-MEY-003	DAMPER COMP., FR. ....	2	2	2	-	-	-	-	-		
	51430-MEY-A21	.....	-	-	-	2	2	2	2	2		
11	51431-KZ3-B01	BUSH B, SLIDER .....	2	2	2	2	2	2	2	2		
12	51437-KZ3-J41	COLLAR, REBOUND NEEDLE .....	2	2	2	2	2	2	2	2		
13	51440-KRN-711	BOLT COMP., CENTER .....	2	2	2	2	2	2	2	2		
14	51447-KZ3-003	RING, OIL SEAL STOPPER .....	2	2	2	2	2	2	2	2		

F-8

FRONT FORK

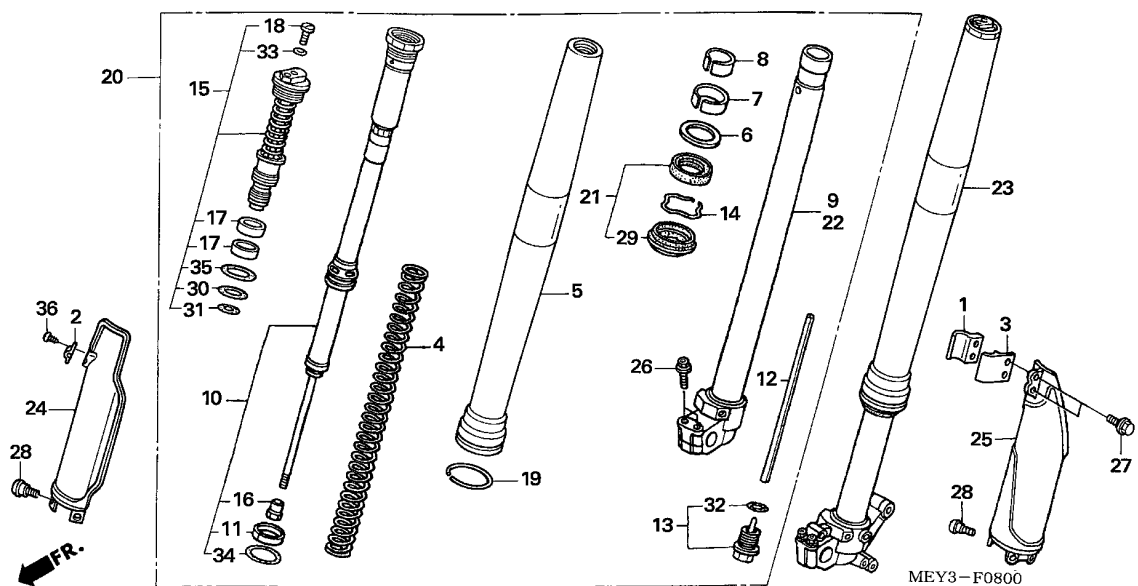
G12



Ref. No.	L.O.N.	(Relative ref. Number) Description	F.R.T.
24	5111F5	PROTECTOR, FRONT FORK :RIGHT	0.2
25	5111F4	PROTECTOR, FRONT FORK :LEFT	0.3
	5111H6	PROTECTOR, FRONT FORK :BOTH	0.3

Ref. No.	Part No.	Description	Reqd. QTY								Serial No.	Parts catalogue code
			5	6	7	8	9	B	C	D		
15	51450-MEY-003 51450-MEY-A21	BOLT ASSY., FR. FORK .....	2	2	2	-	-	-	-	-	-	-
16	51451-KZ3-B01	NUT, LOCK .....	2	2	2	2	2	2	2	2	2	2
17	51453-KZ3-B01	BUSH C, SLIDER .....	4	4	4	4	4	4	4	4	4	4
18	51456-KZ3-J41	BOLT, PLUG .....	2	2	2	2	2	2	2	2	2	2
19	51476-MEY-003	RING, WEAR .....	2	2	2	2	2	2	2	2	2	2
20	51480-MEY-003 51480-MEY-A21	FORK SUB ASSY., R. FR.(SHOWA) .....	1	1	1	-	-	-	-	-	-	-
21	51490-KSC-003	SEAL SET, FR. FORK .....	2	2	2	2	2	2	2	2	2	2
22	51520-MEY-003 51520-MEY-A21	PIPE COMP., L. SLIDE .....	1	1	1	-	-	-	-	-	-	-
23	51580-MEY-003 51580-MEY-A21	FORK SUB ASSY., L. FR.(SHOWA) .....	1	1	1	-	-	-	-	-	-	-
24	51610-MEY-000ZA	PROTECTOR, R. FR. FORK .....	1	1	1	1	1	1	1	1	1	1
25	51620-MEN-000ZA	PROTECTOR, L. FR. FORK .....	1	1	1	1	1	1	1	1	1	1
26	90108-KZ4-J40	BOLT, FLANGE, 8X40 .....	4	4	4	4	4	4	4	4	4	4
27	90113-KZ3-000	BOLT, FLANGE, 6MM .....	2	2	2	2	2	2	2	2	2	2
28	90113-MAC-780	BOLT, PROTECTOR .....	6	6	6	6	6	6	6	6	6	6
29	91254-KSC-003	SEAL, DUST .....	2	2	2	2	2	2	2	2	2	2
30	91256-KZ3-A71	O-RING, 26.7X3.5 .....	2	2	2	2	2	2	2	2	2	2
31	91257-MEB-751	O-RING, 27.7X1.9 .....	2	2	2	2	2	2	2	2	2	2
32	91258-KZ3-B01	O-RING, 18.8X1.9 .....	2	2	2	2	2	2	2	2	2	2
33	91301-KZ3-711	O-RING, 3.5X1.5 .....	2	2	2	2	2	2	2	2	2	2

3

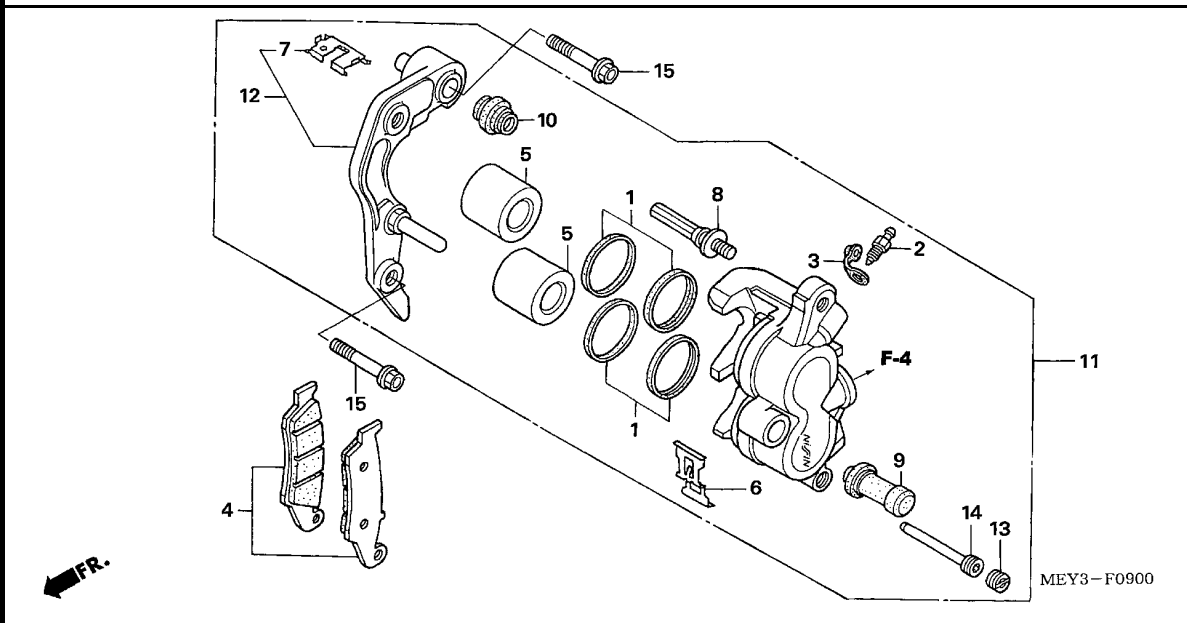


Ref. No.	Part No.	Description	Reqd. QTY									Serial No.	Parts catalogue code
			5	6	7	8	9	B	C	D			
34	91356-KZ3-003	O-RING, 44.7X2.4 .....	2	2	2	2	2	2	2	2			
35	91356-MW0-003	O-RING, 37.2X2.4(SHOWA) .....	2	2	2	2	2	2	2	2			
36	93913-14110	SCREW, TAPPING, 4X10 .....	2	2	2	2	2	2	2	2			

**F-9**

**FRONT BRAKE CALIPER**

**G14**



Ref. No.	L.O.N.	(Relative ref. Number) Description	F.R.T.
4	711115	SHOE(PAD) SET, BRAKE :FRONT .. (1)	0.1
5	7111D1	PISTON, FRONT BRAKE CALIPER .. .INCLUDES: Bleed brakes .NOTE: Same time for two units	0.5
11	711130	CALIPER, FRONT BRAKE .....	0.4
12	7111G0	BRACKET, FRONT CALIPER .....	0.2

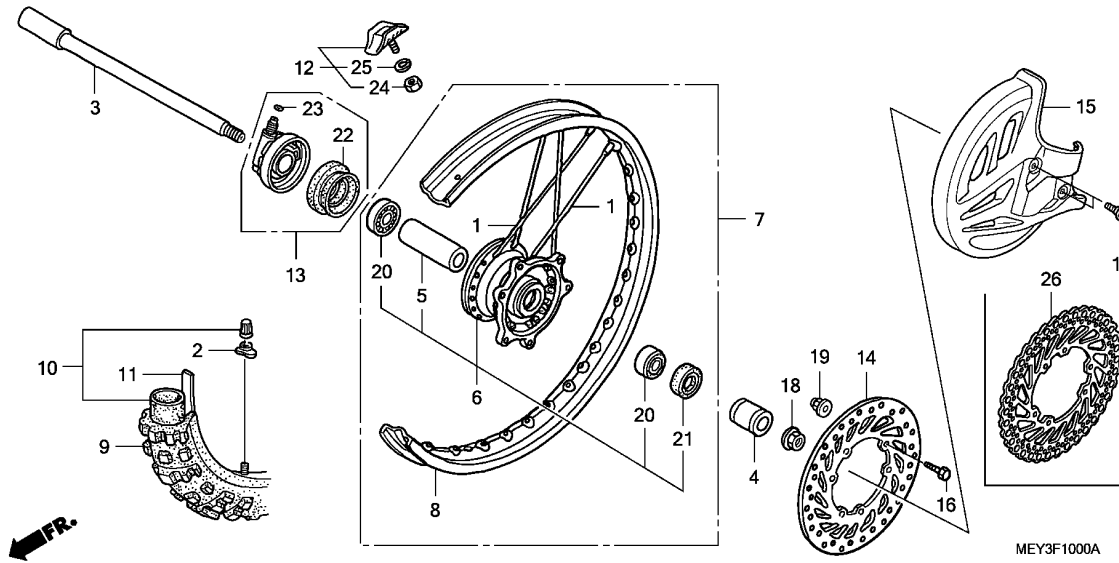
Ref. No.	Part No.	Description	Reqd. QTY								Serial No.	Parts catalogue code	
			5	6	7	CRF450X		B	C	D			
1	06431-MA3-405	SEAL SET, PISTON .....	2	2	2	2	2	2	2	2	2		
2	43352-568-003	SCREW, BLEEDER(NISSIN) .....	1	1	1	1	1	1	1	1	1	1	
3	43353-461-771	CAP, BLEEDER .....	1	1	1	1	1	1	1	1	1	1	
4	45105-MY6-405	PAD SET, FR. ....	1	1	1	-	-	-	-	-	-	-	
	45105-MY6-415	.....	-	-	-	1	1	1	1	1	1	1	
5	45107-KZ4-J31	PISTON .....	2	2	2	2	2	2	2	2	2	2	
6	45108-MY1-006	SPRING, PAD .....	1	1	1	1	1	1	1	1	1	1	
7	45112-KS6-701	RETAINER .....	1	1	1	1	1	1	1	1	1	1	
8	45131-HA5-672	BOLT A, PIN .....	1	1	1	1	1	1	1	1	1	1	
9	45132-166-016	BOOT, PIN BUSH(NISSIN) .....	1	1	1	1	1	1	1	1	1	1	
10	45133-MA3-006	BOOT B .....	1	1	1	1	1	1	1	1	1	1	
11	45150-MEN-006	CALIPER SUB ASSY., L. FR. BRAKE(NISSIN)	1	1	1	1	1	1	1	1	1	1	
12	45190-MEN-006	BRACKET SUB ASSY., L. FR. CALIPER	1	1	1	1	1	1	1	1	1	1	
13	45203-MG3-016	PLUG, PIN .....	1	1	1	1	1	1	1	1	1	1	
14	45215-HA5-672	PIN, HANGER .....	1	1	1	1	1	1	1	1	1	1	
15	90110-KZ4-J40	BOLT, FLANGE, 8X40 .....	2	2	2	2	2	2	2	2	2	2	

**3**

F-10

FRONT WHEEL

G15



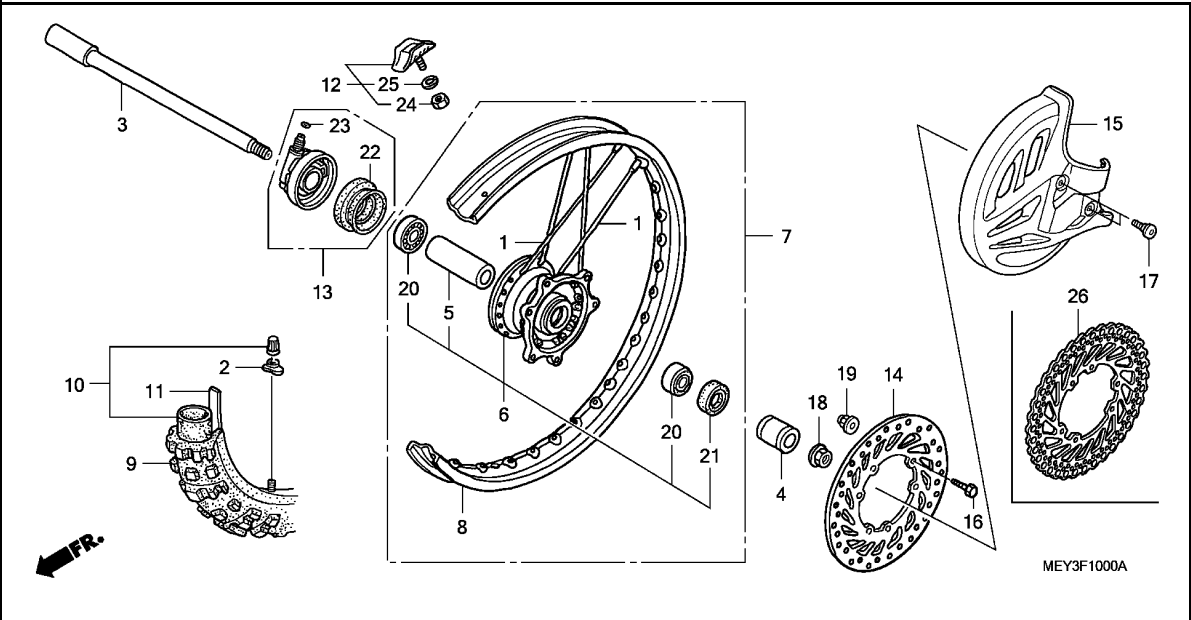
Ref. No.	L.O.N.	(Relative ref. Number) Description	F.R.T.
3		(21,22)	
710151		AXLE, FRONT WHEEL .....	0.2
6		(1)	
710103		HUB, FRONT WHEEL .....	2.4
710104		FRONT WHEEL .....	0.9
710109		RIM, WHEEL :FRONT .....	2.3
9		(11)	
710139		FRONT TIRE(ONE) .....	0.8
10		(11)	
710140		TUBE, FRONT TIRE(ONE) .....	0.8
710145		GEARBOX ASSY., SPEEDOMETER ...	0.2
14		(26)	
711120		DISC, FRONT BRAKE .....	0.3
413195		COVER, FRONT DISC .....	0.1
710115		BEARING, FRONT WHEEL(ONE) ....	0.4
710115G		.Replace 1 bearing add .....	0.1

Ref. No.	Part No.	Description	Reqd. QTY										Serial No.	Parts catalogue code	
			5	6	7	CRF450X				B	C	D			
1	06440-KZ4-J40	SPOKE SET, FR.(240MM) .....	36	36	36	36	36	36	36	36	36				
2	42714-KA3-710	CAP, VALVE .....	1	1	1	1	1	1	1	1	1				
3	44301-KSC-000	AXLE, FR. WHEEL .....	1	1	1	1	1	1	1	1	1				
4	44311-KZ4-J40	COLLAR, L. FR. WHEEL .....	1	1	1	1	1	1	1	1	1				
5	44620-MAC-680	COLLAR, FR. DISTANCE .....	1	1	1	1	1	1	1	1	1				
6	44635-KSC-000	HUB SUB ASSY., FR. ....	1	1	1	1	1	1	1	1	1				
7	44650-KSC-000	WHEEL SUB ASSY., FR. ....	1	1	1	-	-	-	-	-	-				
	44650-KSC-A20	.....	-	-	-	1	1	1	1	1	1			ED,U	
	44650-KSC-U50	.....	-	-	-	-	-	1	1	1	1			2ED,2U	
8	44701-MEN-003	RIM, FR. WHEEL(21X1.60) .....	1	1	1	-	-	-	-	-	-				
	44701-MEN-A11	.....	-	-	-	1	1	1	1	1	1			ED,U	
	44701-MEN-A21	.....	-	-	-	-	-	1	1	1	1			2ED,2U	
9	44711-MEY-641	TIRE, FR.(BRIDGESTONE) (90/90-21 M/C 54R)	1	1	1	1	-	-	1	1	1			2U,ED	
	44711-MEN-004	TIRE, FR.(DUNLOP) (80/100-21 M/C 51M)	-	-	1	-	-	-	-	-	-			U	
	44711-MEN-J01	TIRE, FR.(DUNLOP) (80/100-21 51M)	-	-	-	1	-	-	-	-	-			U	
	44711-MEY-641	TIRE, FR.(BRIDGESTONE) (90/90-21 M/C 54R)	-	-	-	-	1	1	-	-	-				
10	44712-KA3-711	TUBE, TIRE(BRIDGESTONE) .....	1	1	1	1	-	-	1	1	1			2U,ED	
	44712-400-004	TUBE, TIRE(DUNLOP) (80/100-21)	-	-	1	1	-	-	-	-	-			U	
	44712-KA3-711	TUBE, TIRE(BRIDGESTONE) .....	-	-	-	-	1	1	-	-	-				
11	44713-MG7-003	FLAP, TIRE(BRIDGESTONE) .....	1	1	1	1	-	-	1	1	1			2U,ED	
	44713-KS6-641	FLAP, TIRE(DUNLOP) (80/100-21)	-	-	1	1	-	-	-	-	-			U	
	44713-MG7-003	FLAP, TIRE(BRIDGESTONE) .....	-	-	-	-	1	1	-	-	-				
12	44715-MA0-770	STOPPER, BEAD(1.60) .....	1	1	1	1	1	1	1	1	1				

F-10

FRONT WHEEL

G16



Ref. No.	Part No.	Description	Reqd. QTY										Serial No.	Parts catalogue code
			5	6	7	CRF450X				B	C	D		
13	44800-KSC-003	BOX ASSY., SPEEDOMETER GEAR	1	1	1	1	1	1	1	1	1	1		
14	45351-KZ4-J30	DISK, FR. BRAKE	1	1	1	-	-	-	-	-	-	-		
15	51614-KZ4-J41ZA	COVER, FR. DISK												
		*TNATURAL*.....NATURAL	1	1	1	1	1	1	1	1	1	1		
16	90105-MAC-680	BOLT, DISK, 6X19	6	6	6	6	6	6	6	6	6	6		
17	90114-MAC-780	BOLT, FR. DISK COVER	2	2	2	2	2	2	2	2	2	2		
18	90301-KZ4-J40	NUT, FR. AXLE	1	1	1	1	1	1	1	1	1	1		
19	90301-473-003	NUT, U, 6MM(FUSERASHI)	6	6	6	6	6	6	6	6	6	6		
20	91062-MAC-681	BEARING, RADIAL BALL, 6904	2	2	2	2	2	2	2	2	2	2		
21	91201-KS6-004	OIL SEAL, 26X37X7(ARAI)	1	1	1	1	1	1	1	1	1	1		
22	91251-KSC-003	DUST SEAL, 46X58X7	1	1	1	1	1	1	1	1	1	1		
23	91319-ME5-003	O-RING, 5.5X1.4	1	1	1	1	1	1	1	1	1	1		
24	94001-08000-0S	NUT, HEX., 8MM	1	1	1	1	1	1	1	1	1	1		
25	94111-08000	WASHER, SPRING, 8MM	1	1	1	1	1	1	1	1	1	1		
26	45351-MEN-A10	DISK, FR. BRAKE	-	-	-	1	1	1	1	1	1	1		

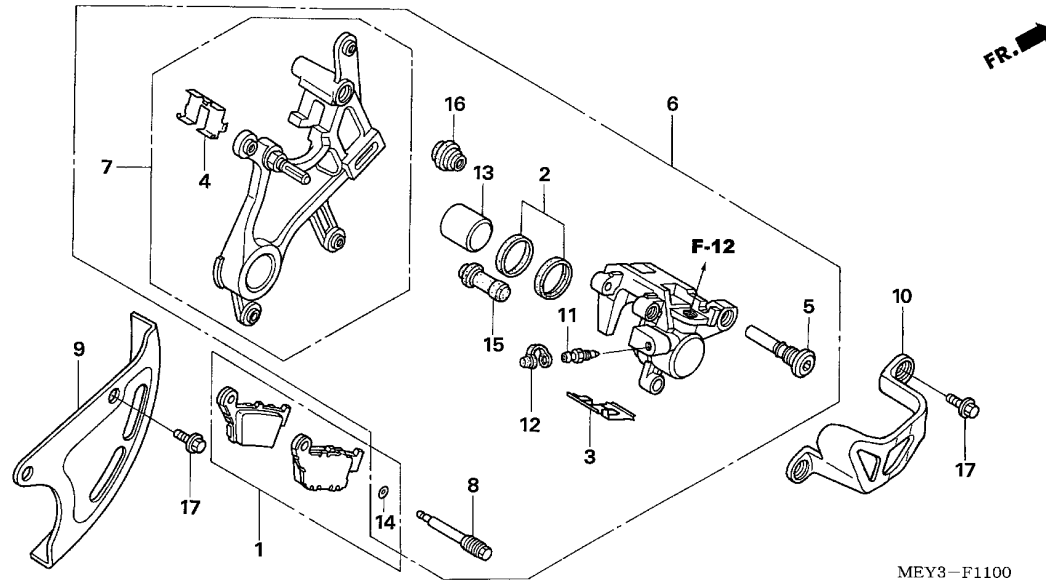
3



# F-11

# REAR BRAKE CALIPER

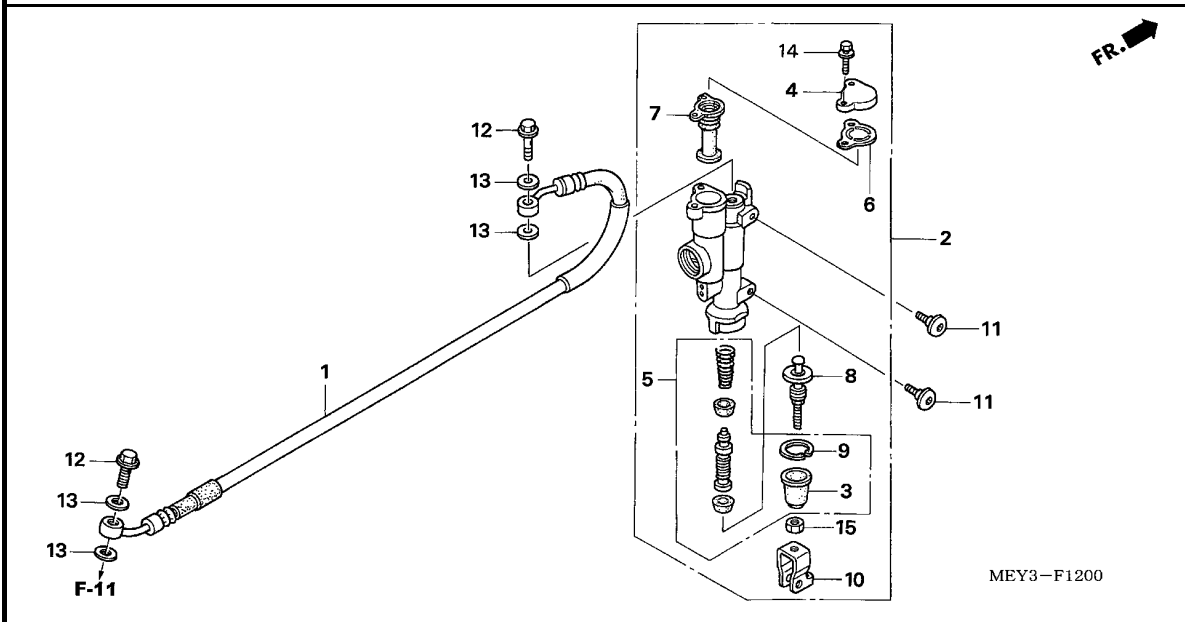
**H 1**



Ref. No.	L.O.N.	(Relative ref. Number) Description	F.R.T.
1	711140	SHOE(PAD) SET, BRAKE :REAR ...	0.1
6	711155	CALIPER, REAR BRAKE ..... .INCLUDES: Bleed brakes	0.6
7	7111C1	BRACKET, REAR CALIPER .....	0.5
9	4131A7	COVER, REAR DISC .....	0.4
10	7111C9	GUARD, REAR CALIPER .....	0.1
13	7111D5	PISTON, REAR BRAKE CALIPER ... .INCLUDES: Bleed brakes	0.7

**3**

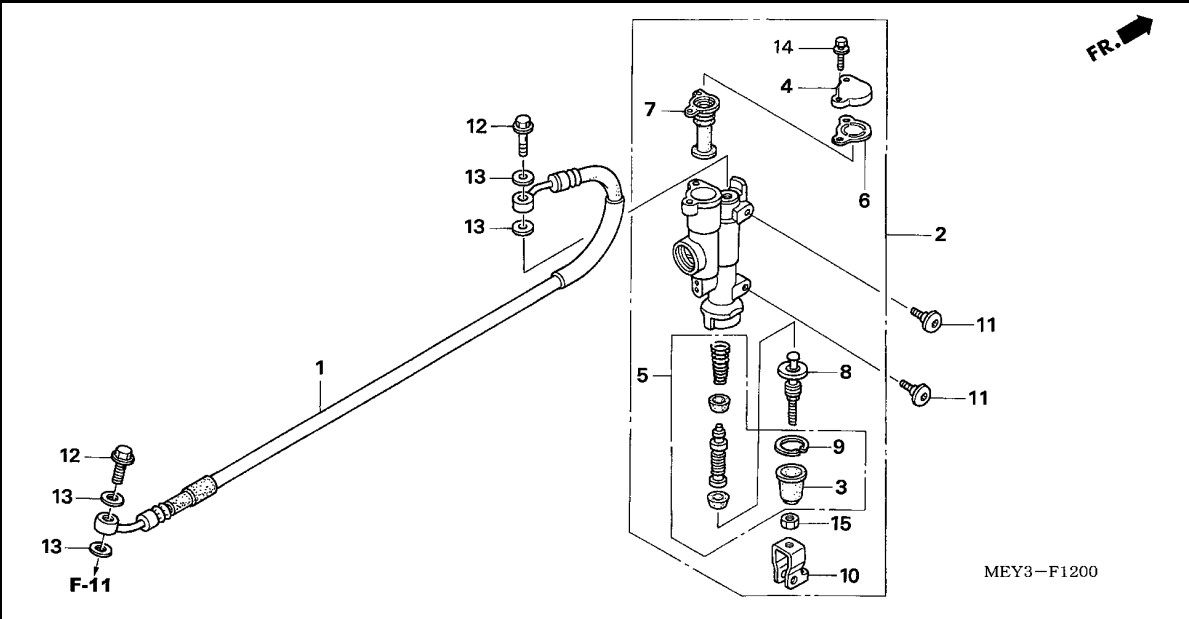
Ref. No.	Part No.	Description	Reqd. QTY							Serial No.	Parts catalogue code
			5	6	7	CRF450X 8	9	B	C		
1	06435-KRN-711	PAD SET, RR. ....	1	1	1	-	-	-	-	-	-
	06435-KRN-712	.....	-	-	-	1	1	1	1	1	1
2	06451-MZ2-405	SEAL SET, PISTON .....	1	1	1	1	1	1	1	1	1
3	43108-KZ4-J41	SPRING, PAD .....	1	1	1	1	1	1	1	1	1
4	43112-KZ4-J41	RETAINER, BRACKET .....	1	1	1	1	1	1	1	1	1
5	43131-KW3-006	BOLT, PIN .....	1	1	1	1	1	1	1	1	1
6	43150-KRN-711	CALIPER SUB ASSY., RR. BRAKE (NISSIN)	1	1	1	1	1	1	1	1	1
7	43190-KRN-711	BRACKET SUB ASSY., RR. ....	1	1	1	1	1	1	1	1	1
8	43215-KZ4-J41	PIN, HANGER .....	1	1	1	1	1	1	1	1	1
9	43330-KZ4-J40ZA	COVER, RR. DISK *TNATURAL*.....NATURAL	1	1	1	1	1	1	1	1	1
10	43340-MEY-000ZA	GUARD, RR. CALIPER *TNATURAL*.....NATURAL	1	1	1	1	1	1	1	1	1
11	43352-568-003	SCREW, BLEEDER(NISSIN) .....	1	1	1	1	1	1	1	1	1
12	43353-461-771	CAP, BLEEDER .....	1	1	1	1	1	1	1	1	1
13	45107-MCT-006	PISTON(22 A) .....	1	1	1	1	1	1	1	1	1
14	45111-MAJ-G41	RING, STOPPER .....	1	1	1	1	1	1	1	1	1
15	45132-166-016	BOOT, PIN BUSH(NISSIN) .....	1	1	1	1	1	1	1	1	1
16	45133-MA3-006	BOOT B .....	1	1	1	1	1	1	1	1	1
17	90004-GHB-600	BOLT, FLANGE, 6X10(NSHF) ....	4	4	4	4	4	4	4	4	4



Ref. No.	L.O.N.	(Relative ref. Number) Description	F.R.T.
1	712130	HOSE, REAR BRAKE ..... .INCLUDES: Bleed brakes	0.6
2	712125	CYLINDER, REAR BRAKE MASTER .. .INCLUDES: Bleed brakes	0.4
5	7121H0	PISTON SET, REAR BRAKE MASTER .INCLUDES: Bleed brakes	0.5
7	7121G7	DIAPHRAGM, REAR BRAKE MASTER CYLINDER .....	0.1

Ref. No.	Part No.	Description	Reqd. QTY							Serial No.	Parts catalogue code	
			5	6	7	8	9	B	C			D
1	43310-MEB-003	HOSE COMP., RR. BRAKE .....	1	1	1	1	1	1	1	1		
2	43500-MEY-006	CYLINDER ASSY., RR. MASTER ..	1	1	-	-	-	-	-	-	-	-
	43500-MEY-016	.....	-	-	1	-	-	-	-	-	-	-
			-	-	1	-	-	-	-	-	-	-
			-	-	1	-	-	-	-	-	-	-
			-	-	1	1	1	1	1	1	1	1
3	43504-MB2-006	BOOT COMP. ....	1	1	1	1	1	1	1	1	1	1
4	43513-KZ4-J41	CAP, MASTER CYLINDER .....	1	1	1	1	1	1	1	1	1	1
5	43520-KZ4-J42	PISTON SET, MASTER CYLINDER ..	1	1	-	-	-	-	-	-	-	-
			-	-	1	-	-	-	-	-	-	-
			-	-	1	-	-	-	-	-	-	-
			-	-	1	-	-	-	-	-	-	-
			-	-	1	-	-	-	-	-	-	-
			-	-	1	-	-	-	-	-	-	-
			-	-	1	1	1	1	1	1	1	1
6	43521-KZ4-J41	PLATE, DIAPHRAGM .....	1	1	1	1	1	1	1	1	1	1
7	43522-KZ4-J41	DIAPHRAGM .....	1	1	1	1	1	1	1	1	1	1
8	43530-KZ4-J41	ROD COMP., PUSH .....	1	1	1	1	1	1	1	1	1	1
9	46182-500-013	CIRCLIP .....	1	1	-	-	-	-	-	-	-	-
			-	-	1	-	-	-	-	-	-	-
			-	-	1	-	-	-	-	-	-	-
			-	-	1	-	-	-	-	-	-	-
			-	-	1	-	-	-	-	-	-	-
			-	-	1	-	-	-	-	-	-	-
			-	-	1	-	-	-	-	-	-	-
			-	-	1	-	-	-	-	-	-	-
10	46504-KZ4-J41	JOINT, BRAKE ROD .....	1	1	1	1	1	1	1	1	1	1
11	90114-MAC-780	BOLT, FR. DISK COVER .....	2	2	2	2	2	2	2	2	2	2
12	90145-MS9-612	BOLT, OIL, 10X22 .....	2	2	2	2	2	2	2	2	2	2





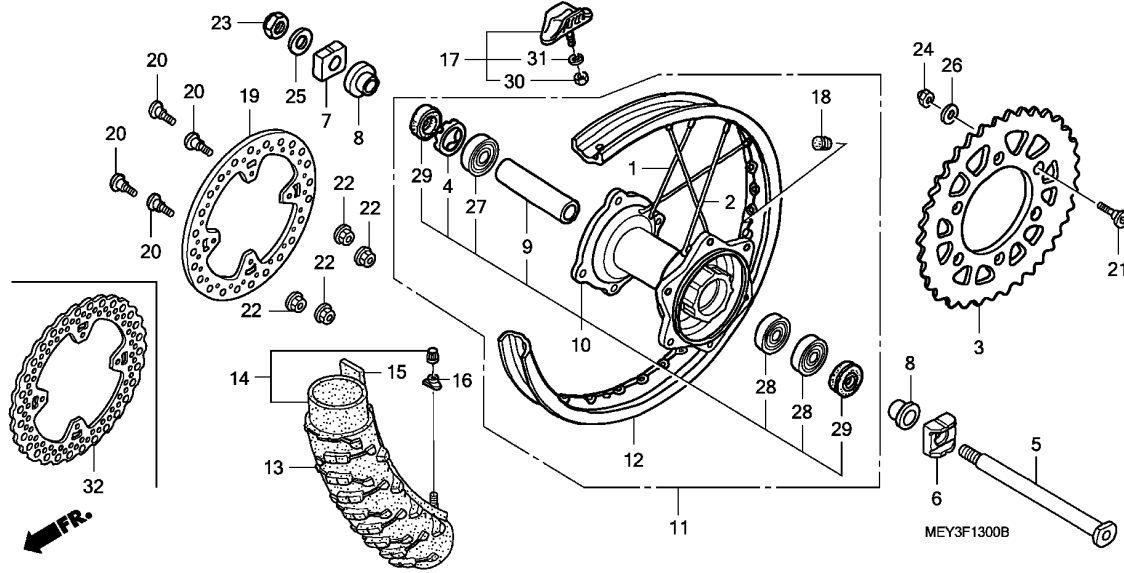
Ref. No.	Part No.	Description	Reqd. QTY								Serial No.	Parts catalogue code
			5	6	7	CRF450X		B	C	D		

13	90545-300-000	WASHER, OIL BOLT .....	4	4	4	4	4	4	4	4		
14	93401-04016-00	BOLT-WASHER, 4X16 .....	2	2	2	2	2	2	2	2		
15	94002-06000-0S	NUT, HEX., 6MM .....	1	1	1	1	1	1	1	1		

F-13

REAR WHEEL

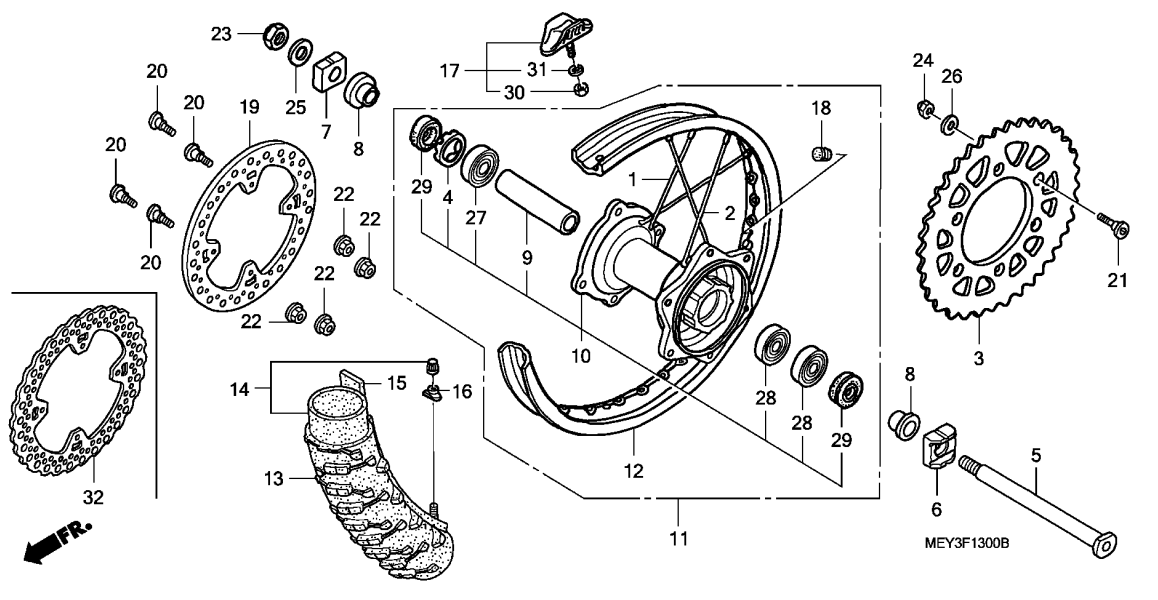
H 4



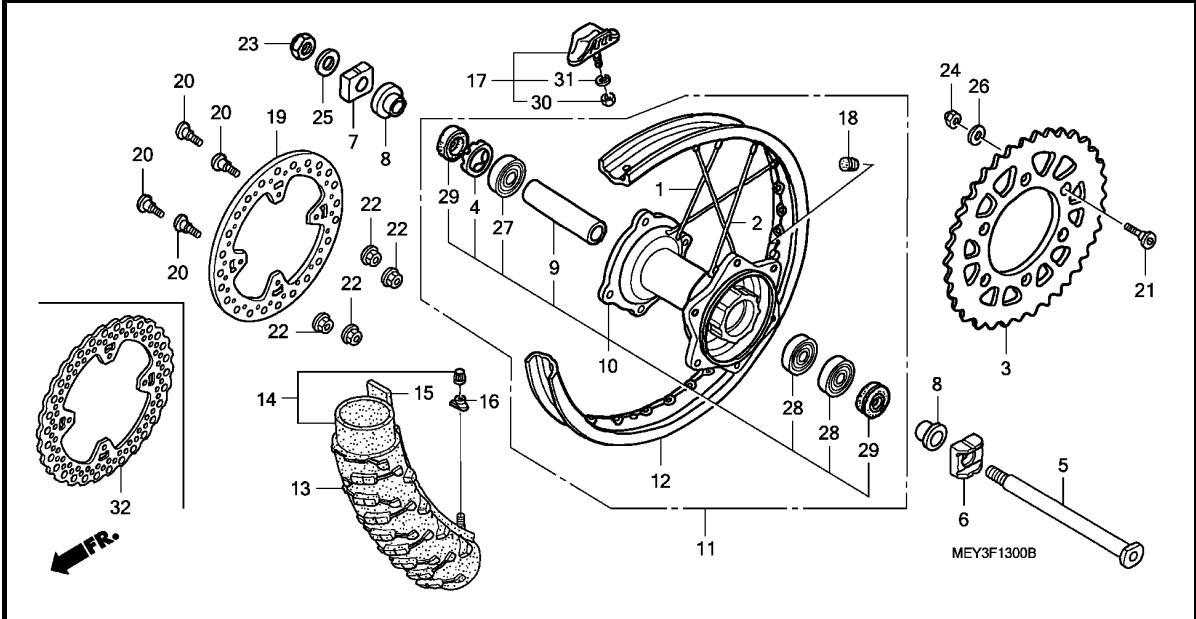
Ref. No.	L.O.N.	(Relative ref. Number) Description	F.R.T.
3	7101A0	SPROCKET, FINAL DRIVEN	0.4
5		(29)	
	710160	AXLE, REAR WHEEL	0.3
10		(1,2)	
	710121	HUB, REAR WHEEL	2.5
11	710118	REAR WHEEL	1.0
12	710127	RIM, WHEEL :REAR	2.4
13		(15)	
	710142	REAR TIRE(ONE)	0.9
14		(15)	
	7101A7	TUBE, REAR TIRE(ONE)	0.9
19		(32)	
	711145	DISC, REAR BRAKE	0.4
27		(28)	
	710133	BEARING, REAR WHEEL(ONE)	0.5
	710133G	.Replace 1 bearing add	0.1
	710133A	.Replace 2 bearings add	0.2

Ref. No.	Part No.	Description	Reqd. QTY							Serial No.	Parts catalogue code	
			5	6	7	8	9	B	C			D
1	06420-MEY-000	SPOKE SET, RR. (INSIDE)	16	16	16	16	16	16	16			
2	06421-MEY-000	SPOKE SET, RR. (OUTSIDE)	16	16	16	16	16	16	16			
3	41201-MEY-000	SPROCKET, FINAL DRIVEN(51T)	1	1	1	1	1	1	1			
	41203-KZ3-J20	SPROCKET, FINAL DRIVEN(50T)	(1)	(1)	(1)	(1)	(1)	(1)	(1)			
	41203-KZ4-J30	SPROCKET, FINAL DRIVEN(52T)	(1)	(1)	(1)	(1)	(1)	(1)	(1)			
4	41231-KZ4-J20	RETAINER, RR. WHEEL BEARING	1	1	1	1	1	1	1			
5	42301-KZ4-J40	AXLE, RR. WHEEL	1	1	1	1	1	1	1			
6	42305-KZ4-J40	COLLAR, L. RR. AXLE	1	1	1	1	1	1	1			
7	42306-KZ4-J20	COLLAR, R. RR. AXLE	1	1	1	1	1	1	1			
8	42311-KZ4-J40	COLLAR, RR. WHEEL SIDE	2	2	2	2	2	2	2			
9	42620-KZ4-J20	COLLAR, RR. WHEEL DISTANCE	1	1	1	1	1	1	1			
10	42635-KRN-710	HUB SUB ASSY., RR.	1	1	1	1	1	1	1			
11	42650-MEY-000	WHEEL SUB ASSY., RR.	1	1	1	-	-	-	-			
	42650-KSC-A20		-	-	-	1	1	1	1		ED,U	
	42650-KSC-U50		-	-	-	-	-	1	1		2ED,2U	
12	42701-KSC-003	RIM, RR. WHEEL(18X2.15)	1	1	1	-	-	-	-			
	42701-KSC-A21		-	-	-	1	1	1	1		ED,U	
	42701-KSC-U51		-	-	-	-	-	1	1		2ED,2U	
13	42711-MEY-641	TIRE, RR.(BRIDGESTONE) (140/80-18 M/C 70R)	1	1	1	1	-	-	1	1		2U,ED
	42711-MEY-004	TIRE, RR.(DUNLOP) (110/100-18 64M D756)	-	-	1	1	-	-	-	-		U
	42711-MEY-641	TIRE, RR.(BRIDGESTONE) (140/80-18 M/C 70R)	-	-	-	-	1	1	-	-		





Ref. No.	Part No.	Description	Reqd. QTY										Serial No.	Parts catalogue code	
			5	6	7	CRF450X		B	C	D					
14	42712-MEY-641	TUBE, TIRE(BRIDGESTONE) (140/80-18)	1	1	1	1	-	-	1	1	-	-	-	-	2U,ED
	42712-KS7-641	TUBE, TIRE(DUNLOP) (120/90-18)	-	-	1	1	-	-	-	-	-	-	-	-	U
	42712-MEY-641	TUBE, TIRE(BRIDGESTONE) (140/80-18)	-	-	-	-	1	1	-	-	-	-	-	-	
15	42713-300-003	FLAP, TIRE(BRIDGESTONE) (2.15-18)	1	1	1	1	-	-	1	1	-	-	-	-	2U,ED
	42713-300-004	FLAP, TIRE(DUNLOP) (1.85/2.15-18)	-	-	1	1	-	-	-	-	-	-	-	-	U
	42713-300-003	FLAP, TIRE(BRIDGESTONE) (2.15-18)	-	-	-	-	1	1	-	-	-	-	-	-	
16	42714-KA3-710	CAP, VALVE .....	1	1	1	1	1	1	1	1	1	1	1	1	
17	42715-MA0-770	STOPPER, BEAD(2.15) .....	1	1	1	1	1	1	1	1	1	1	1	1	
18	42717-329-000	CAP, RIM HOLE .....	1	1	1	1	1	1	1	1	1	1	1	1	
19	43351-KZ4-J40	DISK, RR. BRAKE .....	1	1	1	-	-	-	-	-	-	-	-	-	
20	90105-MAC-680	BOLT, DISK, 6X19 .....	4	4	4	4	4	4	4	4	4	4	4	4	
21	90125-KA4-000	SCREW, FLAT, 8X31 .....	6	6	6	6	6	6	6	6	6	6	6	6	
22	90301-473-003	NUT, U, 6MM(FUSERASHI) .....	4	4	4	4	4	4	4	4	4	4	4	4	
23	90305-KZ4-J20	NUT, U, 22MM .....	1	1	1	1	1	1	1	1	1	1	1	1	
24	90309-ML3-791	NUT, U, 8MM(FUSE RASHI) .....	6	6	6	6	6	6	6	6	6	6	6	6	
25	90401-KZ4-J20	WASHER, 22X35X2 .....	1	1	1	1	1	1	1	1	1	1	1	1	
26	90465-MC4-000	WASHER, 8MM .....	6	6	6	6	6	6	6	6	6	6	6	6	
27	91051-KZ4-J21	BEARING, RADIAL BALL, 69052RS .....	1	1	1	1	1	1	1	1	1	1	1	1	
28	91052-KZ4-J21	BEARING, RADIAL BALL, 6905RS .....	2	2	2	2	2	2	2	2	2	2	2	2	
29	91251-KZ4-J21	DUST SEAL, 32X43X7 .....	2	2	2	2	2	2	2	2	2	2	2	2	
30	94001-08000-0S	NUT, HEX., 8MM .....	1	1	1	1	1	1	1	1	1	1	1	1	



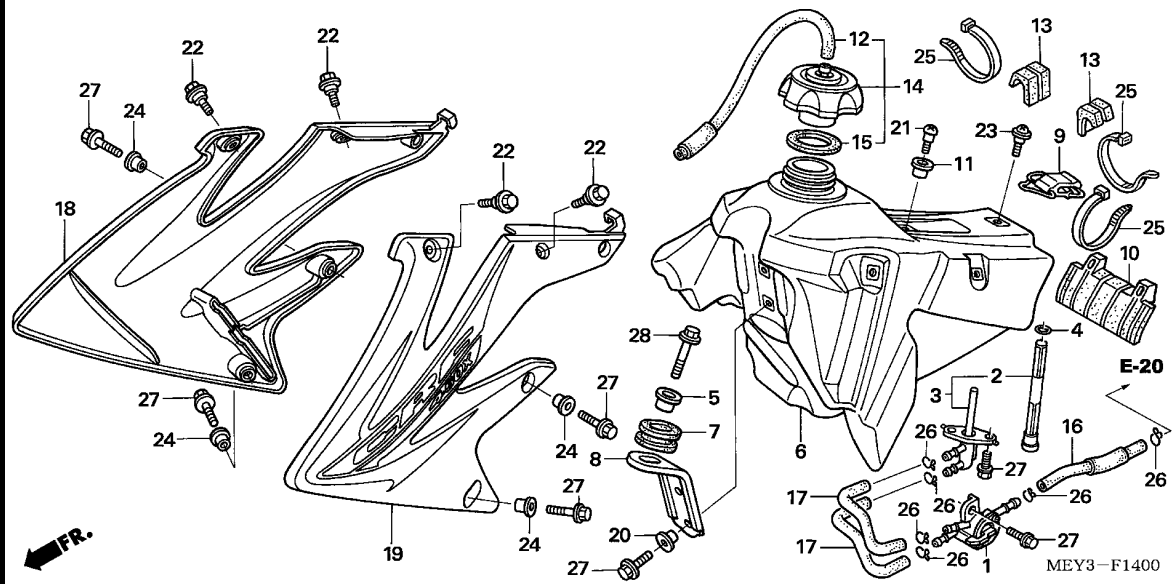
Ref. No.	Part No.	Description	Reqd. QTY								Serial No.	Parts catalogue code
			5	6	7	8	9	B	C	D		

31	94111-08000	WASHER, SPRING, 8MM .....	1	1	1	1	1	1	1	1		
32	43351-MEN-A10	DISK, RR. BRAKE .....	-	-	-	1	1	1	1	1		



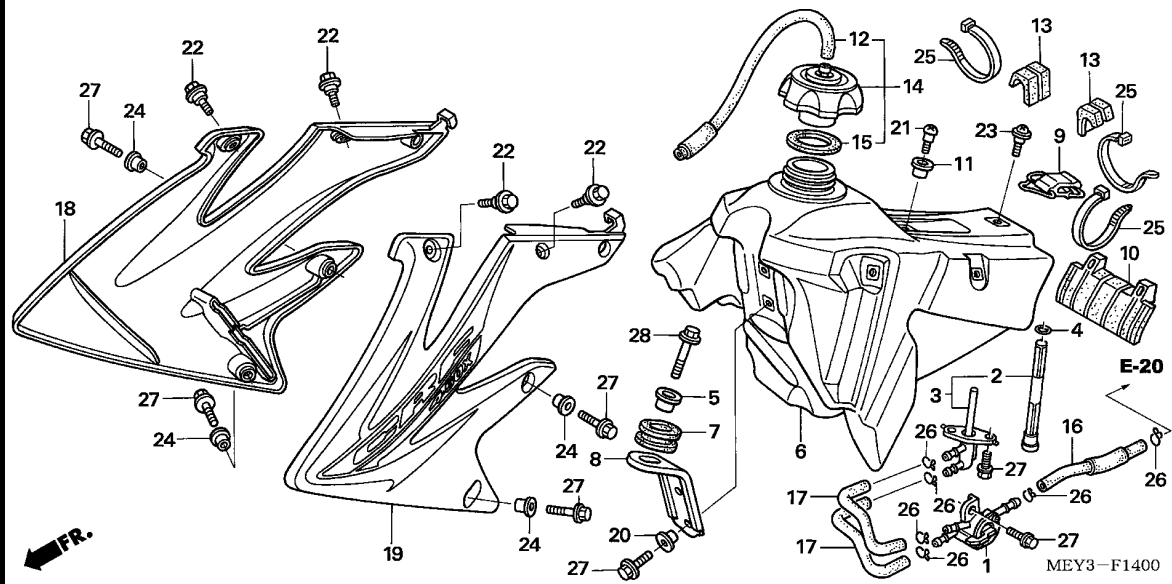
F-14

FUEL TANK(CRF450X5,6,7)



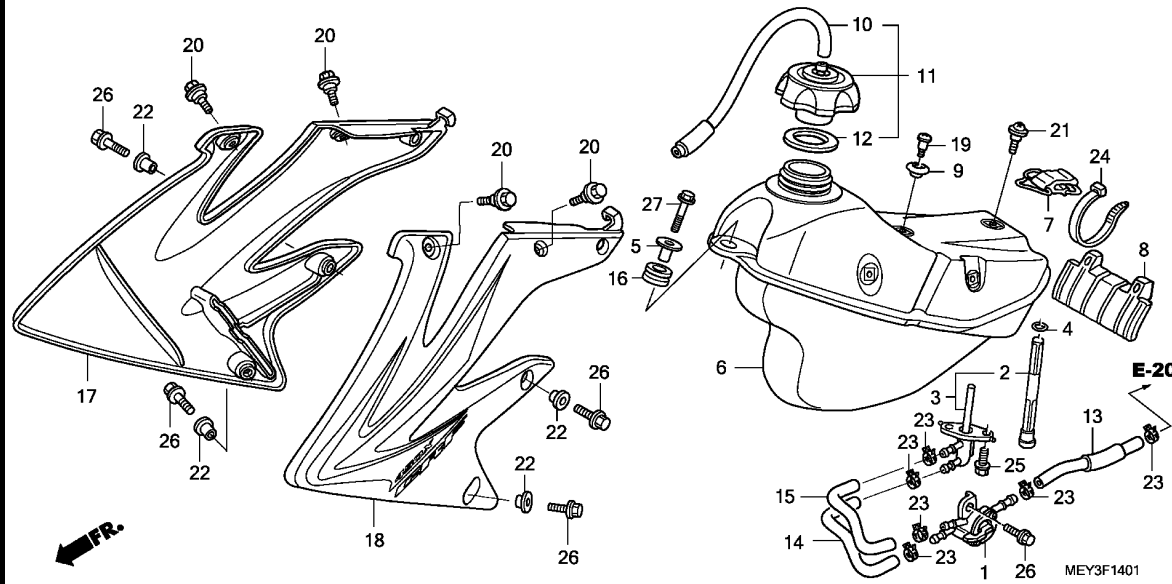
Ref. No.	L.O.N.	(Relative ref. Number) Description	F.R.T.
1	310110	COCK ASSY., FUEL .....	0.2
2	310115	SCREEN, FUEL STRAINER .....	0.3
3		(4)	
	3101D5	JOINT, FUEL TANK .....	0.3
6	310100	TANK, FUEL .....	0.3
18	1151A0	SHROUD, RADIATOR :RIGHT .....	0.1
19	115126	SHROUD, RADIATOR :LEFT .....	0.1
	1151A5	SHROUD, RADIATOR :BOTH .....	0.1

Ref. No.	Part No.	Description	Reqd. QTY					Serial No.	Parts catalogue code
			5	6	7	CRF450X 8 9 B C D			
1	16950-KSC-003	COCK ASSY., FUEL .....	1	1	1	-	-	-	-
2	16952-HM8-003	SCREEN SET, FUEL STRAINER .....	1	1	1	-	-	-	-
3	16955-MEY-670	JOINT ASSY., FUEL .....	1	-	-	-	-	-	-
	16955-MEY-671	.....	-	1	1	-	-	-	-
4	16997-467-000	O-RING, 11.8X3.55 .....	1	1	1	-	-	-	-
5	17509-KZ3-B00	COLLAR, TANK SETTING .....	1	1	1	-	-	-	-
6	17510-MEY-670	TANK COMP., FUEL .....	1	1	1	-	-	-	-
7	17514-MEB-670	RUBBER, TANK MOUNTING FR. ....	1	1	1	-	-	-	-
8	17515-MEN-730	STAY, FR. TANK .....	1	1	1	-	-	-	-
9	17516-MEN-730	BAND, TANK RR. ....	1	1	1	-	-	-	-
10	17517-MEN-730	RUBBER, TANK MOUNTING .....	1	1	1	-	-	-	-
11	17518-KZ4-710	COLLAR, SEAT FR. ....	1	1	1	-	-	-	-
12	17521-MEN-730	TUBE COMP., FUEL CAP BREATHER	1	1	1	-	-	-	-
13	17522-MEN-730	RUBBER, TANK SIDE MOUNTING ..	2	2	2	-	-	-	-
14	17620-MEN-730	CAP ASSY., FUEL TANK .....	1	1	1	-	-	-	-
15	17624-KT1-780	PACKING, FUEL CAP .....	1	1	1	-	-	-	-
16	17682-MEN-730	TUBE B, FUEL .....	1	1	1	-	-	-	-
17	17685-MEY-670	TUBE A, FUEL .....	2	2	2	-	-	-	-
18	19071-MEY-670ZA	SHROUD SET, R. RADIATOR(WL)							
	*TYPE1*	.....	1	-	-	-	-	-	-
	19071-MEY-A00ZA	*TYPE1*	-	1	-	-	-	-	-
	19071-MEY-A10ZA	*TYPE1*	-	-	1	-	-	-	-
19	19072-MEY-670ZA	SHROUD SET, L. RADIATOR(WL)							
	*TYPE1*	.....	1	-	-	-	-	-	-
	19072-MEY-A00ZA	*TYPE1*	-	1	-	-	-	-	-
	19072-MEY-A10ZA	*TYPE1*	-	-	1	-	-	-	-



Ref. No.	Part No.	Description	Reqd. QTY					Serial No.	Parts catalogue code				
			5	6	7	CRF450X 8	9			B	C	D	
20	84706-415-000	COLLAR .....	2	2	2	-	-	-	-	-	-	-	-
21	90018-ZA5-000	BOLT, STATOR COVER SETTING ..	1	1	1	-	-	-	-	-	-	-	-
22	90101-KRN-730	BOLT, SPECIAL, 5X9 .....	4	4	4	-	-	-	-	-	-	-	-
23	90105-MEN-730	SCREW, 5X12 .....	1	1	1	-	-	-	-	-	-	-	-
24	90501-KZ4-J20	COLLAR A .....	4	4	4	-	-	-	-	-	-	-	-
25	91560-MS8-600	TY-RAP, CABLE .....	3	3	3	-	-	-	-	-	-	-	-
26	95002-02120	CLIP, TUBE(B12) .....	6	6	6	-	-	-	-	-	-	-	-
27	96001-06016-00	BOLT, FLANGE, 6X16 .....	9	9	9	-	-	-	-	-	-	-	-
28	96001-06030-00	BOLT, FLANGE, 6X30 .....	1	1	1	-	-	-	-	-	-	-	-





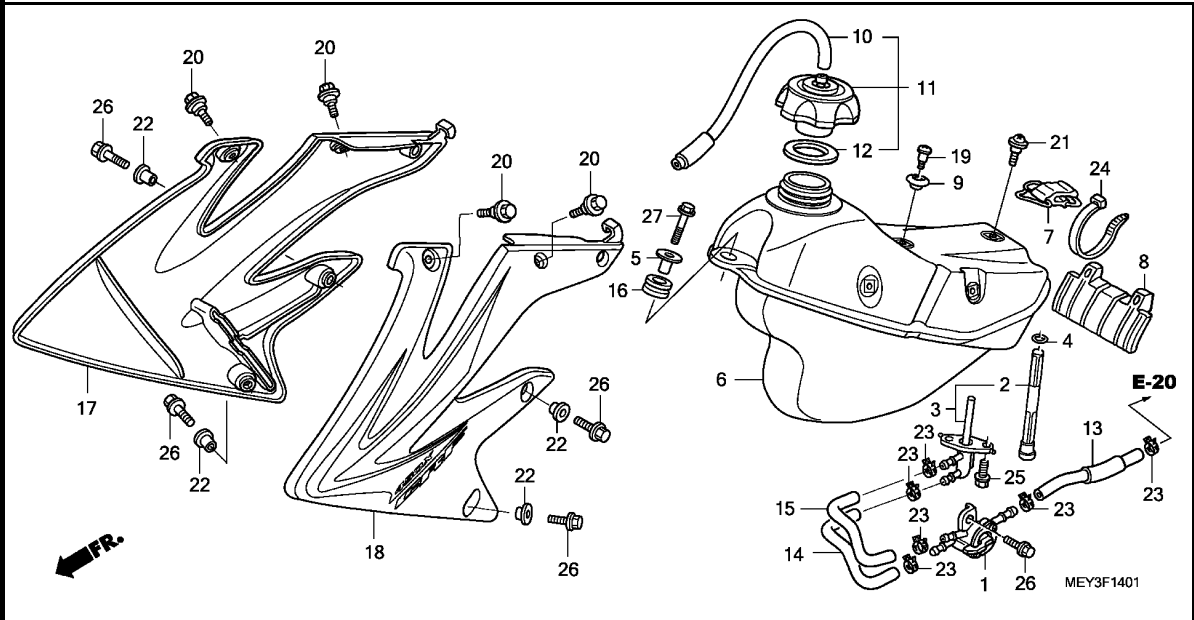
Ref. No.	L.O.N.	(Relative ref. Number) Description	F.R.T.
1	310110	COCK ASSY., FUEL .....	0.2
2	310115	SCREEN, FUEL STRAINER .....	0.3
3		(4)	
	3101D5	JOINT, FUEL TANK .....	0.3
6	310100	TANK, FUEL .....	0.3
17	1151A0	SHROUD, RADIATOR :RIGHT .....	0.1
18	115126	SHROUD, RADIATOR :LEFT .....	0.1
	1151A5	SHROUD, RADIATOR :BOTH .....	0.1

Ref. No.	Part No.	Description	Reqd. QTY							Serial No.	Parts catalogue code	
			5	6	7	CRF450X 8	9	B	C			D
1	16950-KSC-A21	COCK ASSY., FUEL .....	-	-	-	1	1	1	1	1		
2	16952-KCY-671	SCREEN SET, FUEL STRAINER .....	-	-	-	1	1	1	1	1		
3	16955-KSC-A21	JOINT ASSY., FUEL .....	-	-	-	1	1	1	1	1		
4	16997-467-000	O-RING, 11.8X3.55 .....	-	-	-	1	1	1	1	1		
5	17509-KZ3-B00	COLLAR, TANK SETTING .....	-	-	-	1	1	1	1	1		
6	17510-MEY-A20	TANK COMP., FUEL .....	-	-	-	1	1	1	1	1		
7	17516-MEN-730	BAND, TANK RR. ....	-	-	-	1	1	1	1	1		
8	17517-MEN-730	RUBBER, TANK MOUNTING .....	-	-	-	1	1	1	1	1		
9	17518-KZ4-710	COLLAR, SEAT FR. ....	-	-	-	1	1	1	1	1		
10	17521-MEN-730	TUBE COMP., FUEL CAP BREATHER .....	-	-	-	1	1	1	1	1		
11	17620-MEN-730	CAP ASSY., FUEL TANK .....	-	-	-	1	1	1	1	1		
12	17624-KT1-780	PACKING, FUEL CAP .....	-	-	-	1	1	1	1	1		
13	17682-MEY-A20	TUBE B, FUEL .....	-	-	-	1	1	1	1	1		
14	17685-MEY-A20	TUBE A, FUEL MAIN .....	-	-	-	1	1	1	1	1		
15	17686-MEY-A20	TUBE A, FUEL RESERVE .....	-	-	-	1	1	1	1	1		
16	18334-ML3-680	RUBBER, SILENCER .....	-	-	-	1	1	1	1	1		
17	19071-MEY-A20ZA	SHROUD SET, R. RADIATOR(WL)										
	*TYPE1*	.....	-	-	-	1	-	-	-	-		
	19071-MEY-A30ZA	*TYPE1*	-	-	-	-	1	-	-	-		
	19071-MEY-U40ZA	*TYPE1*	-	-	-	-	-	1	1	1		
18	19072-MEY-A20ZA	SHROUD SET, L. RADIATOR(WL)										
	*TYPE1*	.....	-	-	-	1	-	-	-	-		
	19072-MEY-A30ZA	*TYPE1*	-	-	-	-	1	-	-	-		
	19072-MEY-U40ZA	*TYPE1*	-	-	-	-	-	1	1	1		
19	90018-ZA5-000	BOLT, STATOR COVER SETTING ..	-	-	-	1	1	1	1	1		
20	90101-KRN-730	BOLT, SPECIAL, 5X9 .....	-	-	-	4	4	4	4	4		

**F-14-1**

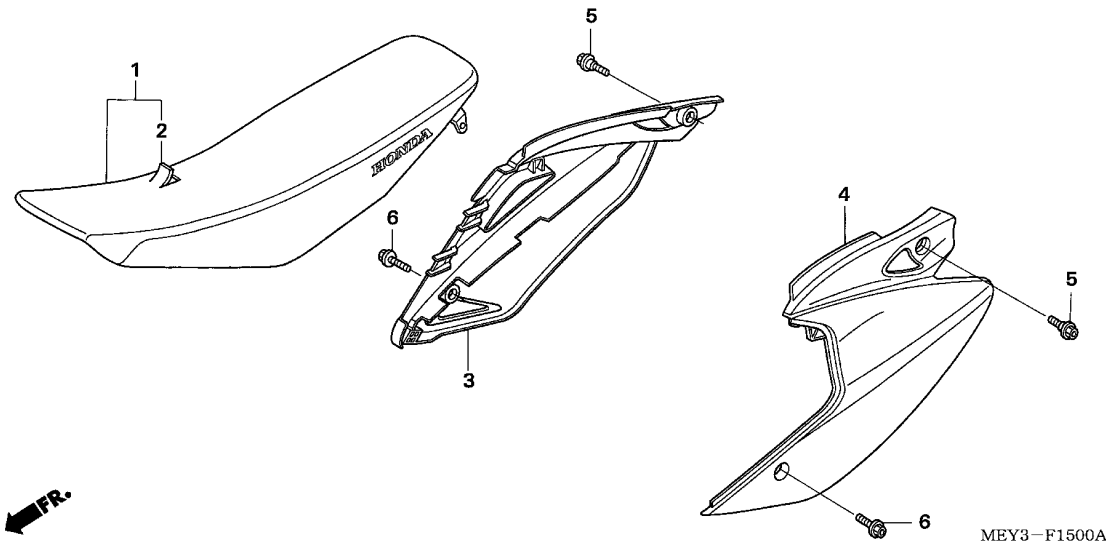
**FUEL TANK(CRF450X8,9,B,C,D)**

**H10**



Ref. No.	Part No.	Description	Reqd. QTY					Serial No.	Parts catalogue code			
			5	6	7	CRF450X 8	9			B	C	D
21	90105-MEN-730	SCREW, 5X12 .....	-	-	-	1	1	1	1	1		
22	90501-KZ4-J20	COLLAR A .....	-	-	-	4	4	4	4	4		
23	90651-HN6-A51	CLAMP, TUBE(12.0) .....	-	-	-	6	6	6	6	6		
24	91560-MS8-600	TY-RAP, CABLE .....	-	-	-	1	1	1	1	1		
25	96001-06014-00	BOLT, FLANGE, 6X14 .....	-	-	-	2	2	2	2	2		
26	96001-06016-00	BOLT, FLANGE, 6X16 .....	-	-	-	5	5	5	5	5		
27	96001-06030-00	BOLT, FLANGE, 6X30 .....	-	-	-	1	1	1	1	1		

**3**



Ref. No.	L.O.N.	(Relative ref. Number) Description	F.R.T.
1	413150	SEAT .....	0.1
3	4111H9	COVER, SIDE :RIGHT .....	0.1
4	4111H8	COVER, SIDE :LEFT .....	0.1
	4111J0	COVER, SIDE :BOTH .....	0.1

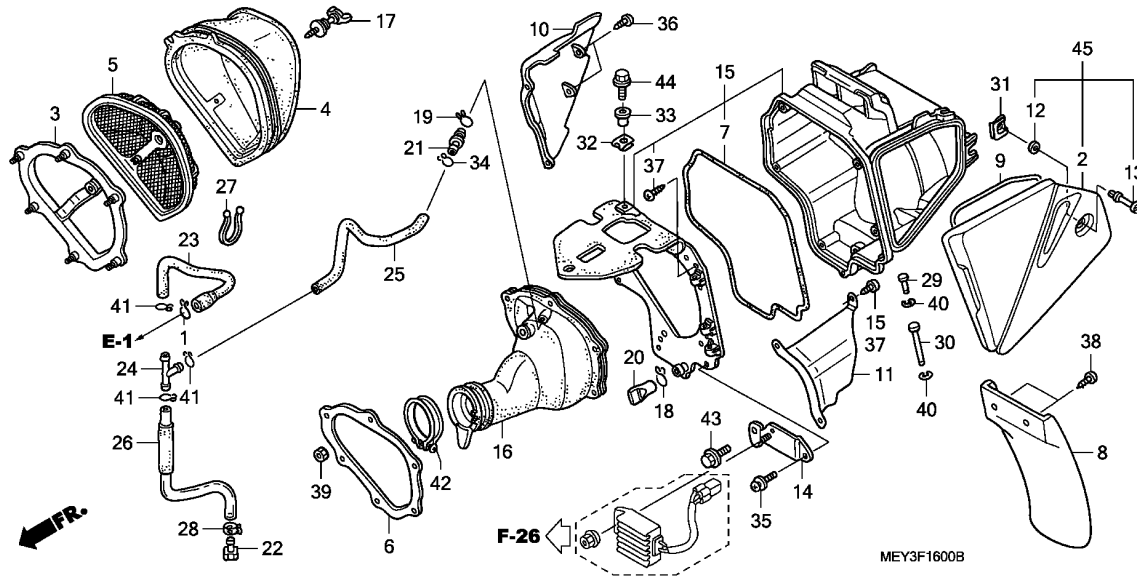
3

Ref. No.	Part No.	Description	Reqd. QTY							Serial No.	Parts catalogue code	
			5	6	7	CRF450X 8	9	B	C			D
1	77100-MEY-670	SEAT COMP. ....	1	1	-	-	-	-	-	-	-	-
	77100-MEY-A10	.....	-	-	1	-	-	-	-	-	-	-
	77100-MEY-A20	.....	-	-	-	1	-	-	-	-	-	-
	77100-MEY-A30	.....	-	-	-	-	1	-	-	-	-	-
	77100-MEY-U40	.....	-	-	-	-	-	-	1	1	1	-
2	77101-MEY-670	LEATHER COMP., SEAT (NO LETTERS PRINTED) .....	1	1	-	-	-	-	-	-	-	-
	77101-MEY-A10	.....	-	-	1	-	-	-	-	-	-	-
	77101-MEY-A20	.....	-	-	-	1	-	-	-	-	-	-
	77101-MEY-A30	.....	-	-	-	-	1	-	-	-	-	-
	77101-MEY-U40	.....	-	-	-	-	-	-	1	1	1	-
3	83510-MEY-670	COVER, R. SIDE .....	1	1	1	1	-	-	-	-	-	-
	83510-MEY-A30	.....	-	-	-	-	1	1	1	1	1	-
4	83610-MEY-670	COVER, L. SIDE .....	1	1	1	1	-	-	-	-	-	-
	83610-MEY-A30	.....	-	-	-	-	1	1	1	1	1	-
5	90102-MEN-710	BOLT, SPECIAL, 8MM .....	2	2	2	2	2	2	2	2	2	2
6	90103-MEN-710	BOLT, SPECIAL, 6MM .....	2	2	2	2	2	2	2	2	2	2

# F-16

# AIR CLEANER

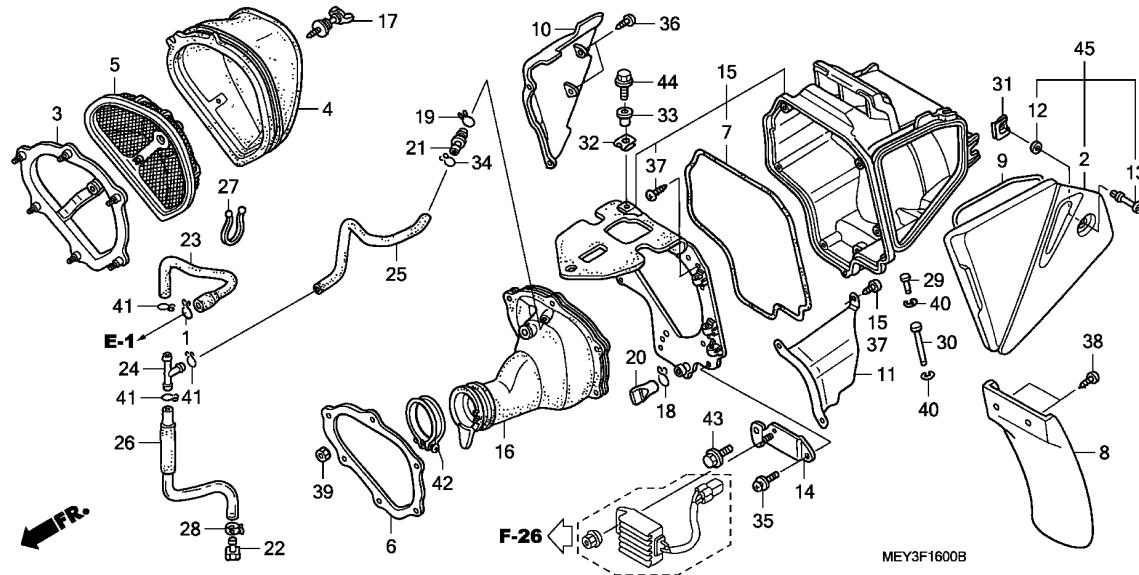
# H12



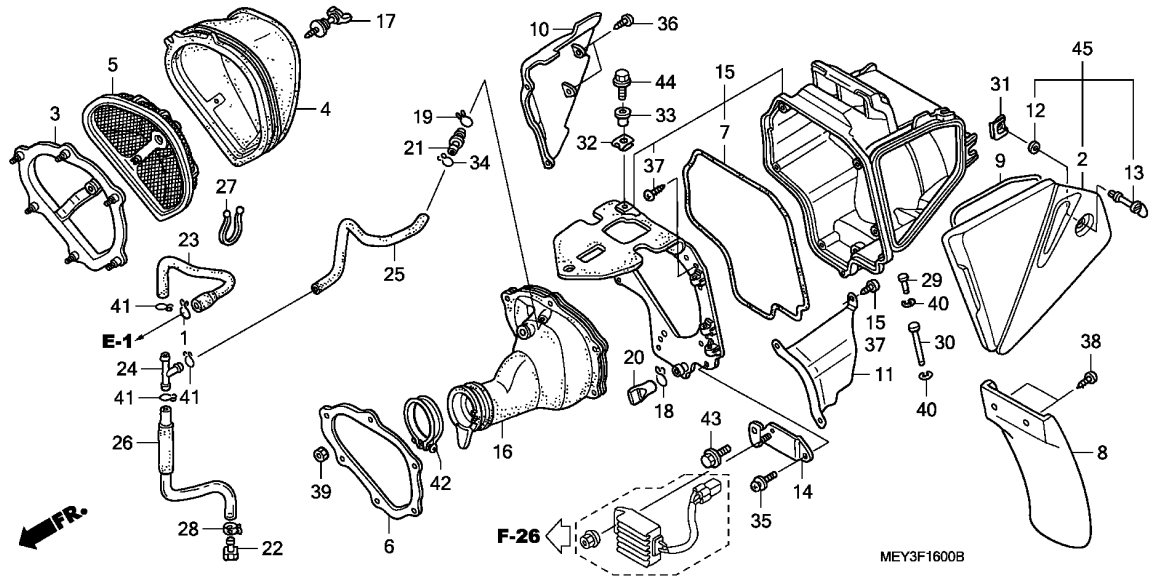
Ref. No.	L.O.N.	(Relative ref. Number) Description	F.R.T.
2		(9,45)	
2	312102	COVER, AIR CLEANER CASE .....	0.1
3	3121C6	STAY, AIR CLEANER ELEMENT ....	0.8
4	312105	ELEMENT, AIR CLEANER .....	0.2
5	3121A8	BASE, AIR CLEANER ELEMENT ....	0.1
8	4131A0	MUDGUARD, AIR CLEANER CASE ...	0.1
15	3121A5	CASE, AIR CLEANER .....	0.8
16	3121B6	TUBE, AIR CLEANER CONNECTING .	0.8

Ref. No.	Part No.	Description	Reqd. QTY								Serial No.	Parts catalogue code
			5	6	7	CRF450X			D			
1	15771-551-000	CLIP, OIL DRAIN TUBE .....	1	1	1	1	1	1	1	1		
2	17207-MEY-670	COVER, AIR CLEANER .....	1	1	1	1	-	-	-	-		
3	17212-MEN-670	STAY, AIR CLEANER ELEMENT ...	1	1	1	1	1	1	1	1		
4	17213-KSC-000	ELEMENT, AIR CLEANER .....	1	1	1	1	1	1	1	1		
5	17214-MEN-670	BASE ASSY., ELEMENT .....	1	1	1	1	1	1	1	1		
6	17217-MEB-770	PLATE, AIR CLEANER CASE FR. -	1	1	1	1	1	1	1	1		
7	17218-KSC-000	SEAL, AIR CLEANER CASE .....	1	1	1	1	1	1	1	1		
8	17218-KZ3-860	MUDGUARD, AIR CLEANER CASE ..	1	1	1	1	-	-	-	-		
	17218-MEN-A20	.....	-	-	-	-	1	1	1	1		
9	17219-MEY-670	SEAL, AIR CLEANER COVER .....	1	1	1	1	1	1	1	1		
10	17221-MEY-670	COVER, R. SIDE .....	1	1	1	1	-	-	-	-		
	17221-MEY-A30	.....	-	-	-	-	1	1	1	1		
11	17223-MEY-670	GUARD, HEAT .....	1	1	1	1	1	1	1	1		
12	17224-KN5-670	WASHER, AIR CLEANER COVER SETTING	1	1	1	1	1	1	1	1		
13	17225-KN5-670	STUD, 6X21 .....	1	1	1	1	1	1	1	1		
14	17231-MEY-670	STAY, REGULATOR .....	1	1	1	1	1	1	1	1		
15	17250-MEY-670	CASE COMP., AIR CLEANER .....	1	1	1	1	1	1	1	1		
16	17253-MEY-670	TUBE, AIR CLEANER CONNECTING	1	1	1	1	1	1	1	1		
17	17291-KSC-000	BOLT, ELEMENT SETTING .....	1	1	1	1	1	1	1	1		
18	17316-MN1-670	CLIP A, BREATHER TUBE .....	1	1	1	1	1	1	1	1		
19	17316-611-000	CLIP, BREATHER TUBE .....	1	1	1	1	1	1	1	1		
20	17358-HA0-680	TUBE, DRAIN .....	1	1	1	1	1	1	1	1		
21	17359-KT1-780	JOINT, BREATHER TUBE .....	1	1	1	1	1	1	1	1		
22	17370-419-700	PLUG, BREATHER TUBE .....	1	1	1	1	1	1	1	1		





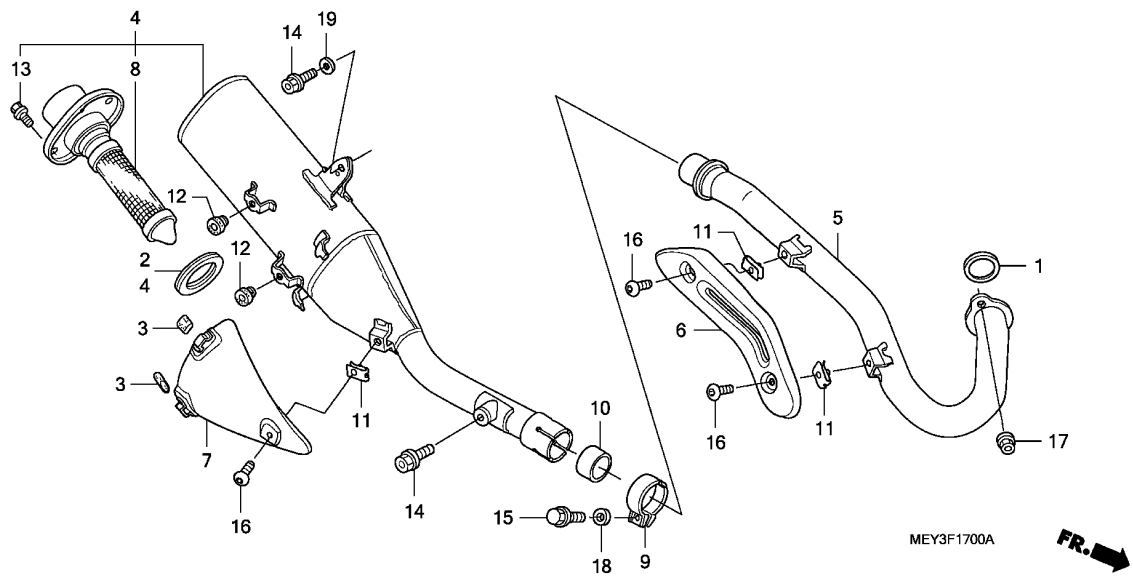
Ref. No.	Part No.	Description	Reqd. QTY							Serial No.	Parts catalogue code
			5	6	7	8	9	B	C		
23	17372-MEB-670	TUBE A, BREATHER .....	1	1	1	-	-	-	-	-	-
	17372-MEN-A10	.....	-	-	-	1	1	1	1	1	1
24	17373-KC1-J10	JOINT, BREATHER THREE WAY ...	1	1	1	1	1	1	1	1	1
25	17374-MEN-730	TUBE B, BREATHER .....	1	1	1	-	-	-	-	-	-
	17374-MEN-A10	.....	-	-	-	1	1	1	1	1	1
26	17375-MEB-670	TUBE C, BREATHER .....	1	1	1	1	1	1	1	1	1
27	32171-GF9-621	LOCK, PURSE .....	1	1	1	1	1	1	1	1	1
28	43514-KS6-701	CLAMP, MASTER CYLINDER OIL HOSE	1	1	1	1	1	1	1	1	1
29	53189-GCS-000	PIN, BRAKE LOCK LEVER PIVOT	1	1	1	1	1	1	1	1	1
30	64308-GG2-000	PIN, VISOR HINGE .....	1	1	1	1	1	1	1	1	1
31	64508-KV3-000	PLATE, SPRING .....	1	1	1	1	1	1	1	1	1
32	90305-GK8-000	NUT, CLIP, 6MM .....	1	1	1	1	1	1	1	1	1
33	90501-KRN-000	COLLAR, AIR CLEANER .....	1	1	1	1	1	1	1	1	1
34	90661-GHB-610	CLAMP B, TUBE, 12.5MM .....	1	1	1	-	-	-	-	-	-
	15707-634-000	CLIP, OIL DRAIN TUBE .....	-	-	-	1	1	1	1	1	1
35	93892-05014-07	SCREW-WASHER, 5X14 .....	1	1	1	1	1	1	1	1	1
36	93903-24380	SCREW, TAPPING, 4X12 .....	2	2	2	2	2	2	2	2	2
37	93903-25380	SCREW, TAPPING, 5X16 .....	7	7	7	7	7	7	7	7	7
38	93913-25410	SCREW, TAPPING, 5X16(PO) .....	2	2	2	2	2	2	2	2	2
39	94002-05070-0S	NUT, HEX., 5MM .....	6	6	6	6	6	6	6	6	6
40	94540-03010	E-RING, 3MM .....	2	2	2	2	2	2	2	2	2
41	95002-02120	CLIP, TUBE(B12) .....	3	3	3	3	3	3	3	3	3
42	95018-60321	BAND, AIR CLEANER CONNECTING TUBE(60)	1	1	1	1	1	1	1	1	1



Ref. No.	Part No.	Description	Reqd. QTY								Serial No.	Parts catalogue code
			5	6	7	CRF450X 8	9	B	C	D		
43	96001-06012-07	BOLT, FLANGE, 6X12 .....	1	1	1	1	1	1	1	1		
44	96001-06016-00	BOLT, FLANGE, 6X16 .....	1	1	1	1	1	1	1	1		
45	17211-MEY-A30	COVER ASSY., AIR CLEANER .....	-	-	-	-	1	1	1	1		

# F-17

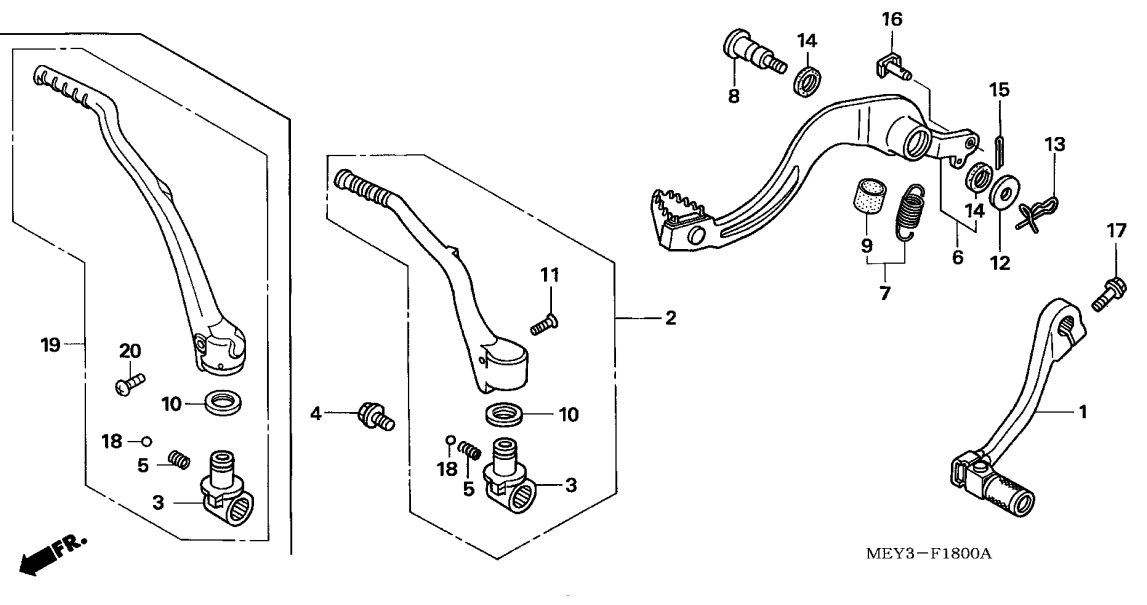
# EXHAUST MUFFLER



Ref. No.	L.O.N.	(Relative ref. Number) Description	F.R.T.
1	3131B4	GASKET, EXHAUST PIPE .....	0.2
4	313120	MUFFLER .....	0.2
5	313110	PIPE, EXHAUST .....	0.2
6	3131A6	PROTECTOR, EXHAUST PIPE .....	0.1
7	3131H1	GUARD, MUFFLER .....	0.1
8		(2)	
	3131C1	ARRESTER, SPARK .....	0.1

3

Ref. No.	Part No.	Description	Reqd. QTY								Serial No.	Parts catalogue code
			5	6	7	CRF450X		B	C	D		
1	18291-MEB-670	GASKET, EX. PIPE .....	1	1	1	1	1	1	1	1		
2	18292-MV4-000	GASKET, MUFFLER .....	1	1	1	1	1	1	1	1		
3	18293-MCA-A20	RUBBER, PROTECTOR PACKING ...	2	2	2	2	2	2	2	2		
4	18300-MEY-670	MUFFLER ASSY. ....	1	1	1	-	-	-	-	-		
	18300-MEY-A20	.....	-	-	-	1	1	1	1	1		
5	18320-MEY-670	PIPE COMP., EX. ....	1	1	1	1	1	1	1	1		
6	18323-MEY-670	PROTECTOR, EX. PIPE .....	1	1	1	1	-	-	-	-		
	18323-MEY-A30	.....	-	-	-	-	1	1	1	1		
7	18325-MEY-670	GUARD, MUFFLER HEAT .....	1	1	1	1	1	1	1	1		
8	18360-MEY-670	ARRESTER ASSY. ....	1	1	1	-	-	-	-	-		
	18340-MEY-A20	ARRESTER COMP., MUFFLER .....	-	-	-	1	1	1	1	1		
9	18375-MEN-670	BAND, RR. MUFFLER .....	1	1	1	-	-	-	-	-		
	18375-MEN-A00	BAND, MUFFLER JOINT .....	-	-	-	1	1	1	1	1		
10	18392-MEB-670	PACKING, MUFFLER .....	1	-	-	-	-	-	-	-	5K000003	
	18392-MEY-670	.....	1	-	-	-	-	-	-	-	5K000004	
		.....	-	1	1	1	1	1	1	1		
11	19508-KA3-710	NUT, SPRING, 6MM .....	3	3	3	3	3	3	3	3		
12	83512-KA4-700	RUBBER, SIDE COVER .....	2	2	2	2	2	2	2	2		
13	90101-KCE-000	BOLT, FLANGE, 6X10 .....	4	4	4	4	4	4	4	4		
14	90123-KZ4-J40	BOLT, FLANGE, 8X18 .....	2	2	2	2	2	2	2	2		
15	90123-MEN-670	BOLT, FLANGE, 8X16 .....	1	1	1	-	-	-	-	-		
	90101-KZ3-J50	BOLT, FLANGE, 8X24 .....	-	-	-	1	1	1	1	1		
16	90170-MEB-670	BOLT, SPECIAL, 6MM .....	3	3	3	3	3	3	3	3		
17	94050-08000	NUT, FLANGE, 8MM .....	2	2	2	2	2	2	2	2		
18	94102-08800	WASHER, PLAIN, 8MM .....	1	1	1	1	1	1	1	1		
19	94102-08800	WASHER, PLAIN, 8MM .....	1	1	-	-	-	-	-	-		
	94101-08000	.....	-	-	1	1	1	1	1	1		

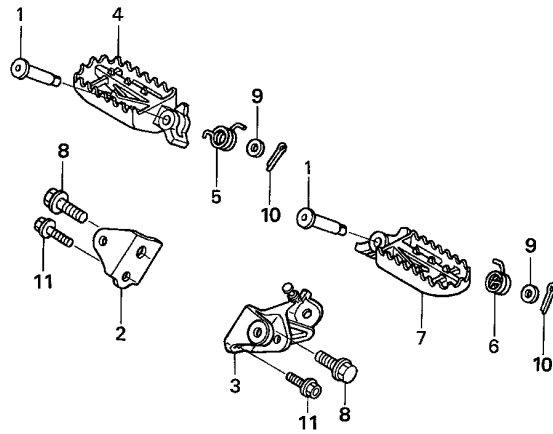


Ref. No.	L.O.N.	(Relative ref. Number) Description	F.R.T.
1	4101A1	PEDAL, GEAR CHANGE (19)	0.1
2	112107	ARM, KICK STARTER (14)	0.1
6	810160	PEDAL, REAR BRAKE	0.2

Ref. No.	Part No.	Description	Reqd. QTY									Serial No.	Parts catalogue code
			5	6	7	CRF450X			B	C	D		
1	24700-MEY-670	PEDAL COMP., CHANGE	1	1	1	1	1	1	1	1	1		
2	28300-MEB-671	ARM ASSY., KICK STARTER	1	-	-	-	-	-	-	-	-		
3	28302-MEB-671	JOINT, KICK ARM	1	1	1	1	1	1	1	1	1		
4	28306-MEN-670	BOLT, KICK JOINT	1	1	1	1	1	1	1	1	1		
5	28333-KK0-000	SPRING, KICK STARTER	1	1	1	1	1	1	1	1	1		
6	46510-MEY-670	PEDAL COMP., RR. BRAKE	1	1	1	1	1	1	1	1	1		
7	46511-KZ4-J00	SPRING ASSY., RR. BRAKE RETURN	1	1	1	1	1	1	1	1	1		
8	46513-MEY-670	SHAFT, BRAKE PIVOT	1	1	1	1	1	1	1	1	1		
9	46515-MN1-670	TUBE, BRAKE PEDAL SPRING	1	1	1	1	1	1	1	1	1		
10	46525-KK0-003	DUST SEAL, 17X20X2.5	1	1	1	1	1	1	1	1	1		
11	90101-MAC-680	BOLT, KICK ARM	1	-	-	-	-	-	-	-	-		
12	90512-KRN-730	WASHER, 26X10.5	1	1	1	1	1	1	1	1	1		
13	90705-PFF-300	PIN, SNAP, 8MM	1	1	1	1	1	1	1	1	1		
14	91251-444-000	DUST SEAL, 15X20X2.5	2	2	2	2	2	2	2	2	2		
15	94201-20120	PIN, SPLIT, 2.0X12	1	1	1	1	1	1	1	1	1		
16	95015-54000	PIN D, JOINT	1	1	1	1	1	1	1	1	1		
17	96001-06022-00	BOLT, FLANGE, 6X22	1	1	1	1	1	1	1	1	1		
18	96211-08000	BALL, STEEL, #8(1/4)	1	1	1	1	1	1	1	1	1		
19	28300-MEY-A00	ARM ASSY., KICK STARTER	-	1	1	1	1	1	1	1	1		
20	90103-KRN-000	BOLT, KICK ARM	-	1	1	1	1	1	1	1	1		







MEY3-F1900

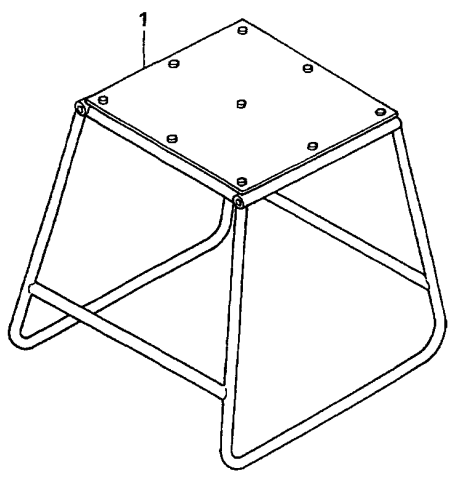
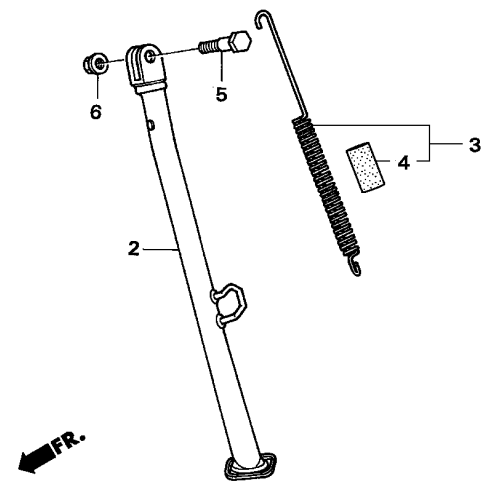
Ref. No.	L.O.N.	(Relative ref. Number) Description	F.R.T.
2	4101C4	BRACKET, STEP :RIGHT .....	0.2
3	4101C3	BRACKET, STEP :LEFT .....	0.2
	4101N7	BRACKET, STEP :BOTH .....	0.3
4	4101C6	BAR, MAIN STEP :RIGHT .....	0.1
7	4101C5	BAR, MAIN STEP :LEFT .....	0.1
	4101J1	BAR, MAIN STEP :BOTH .....	0.2

Ref. No.	Part No.	Description	Reqd. QTY								Serial No.	Parts catalogue code	
			5	6	7	CRF450X		B	C	D			
1	50603-KZ4-J40	PIN, STEP JOINT .....	2	2	2	2	2	2	2	2	2		
2	50610-MEN-671	BRACKET, R. STEP .....	1	1	1	1	1	1	1	1	1		
3	50611-MEY-670	BRACKET, L. STEP .....	1	1	1	1	1	1	1	1	1		
4	50616-MEN-670	ARM, R. STEP .....	1	1	1	1	1	1	1	1	1		
5	50617-KZ4-J40	SPRING, R. STEP RETURN .....	1	1	1	1	1	1	1	1	1		
6	50618-KZ4-J40	SPRING, L. STEP RETURN .....	1	1	1	1	1	1	1	1	1		
7	50642-MEN-670	ARM, L. STEP .....	1	1	1	1	1	1	1	1	1		
8	90101-KZ4-J40	BOLT, STEP, 12MM .....	2	2	2	2	2	2	2	2	2		
9	94102-08800	WASHER, PLAIN, 8MM .....	2	2	2	2	2	2	2	2	2		
10	94201-25150	PIN, SPLIT, 2.5X15 .....	2	2	2	2	2	2	2	2	2		
11	96300-08025-00	BOLT, FLANGE, 8X25 .....	2	2	2	2	2	2	2	2	2		

F-20

STAND

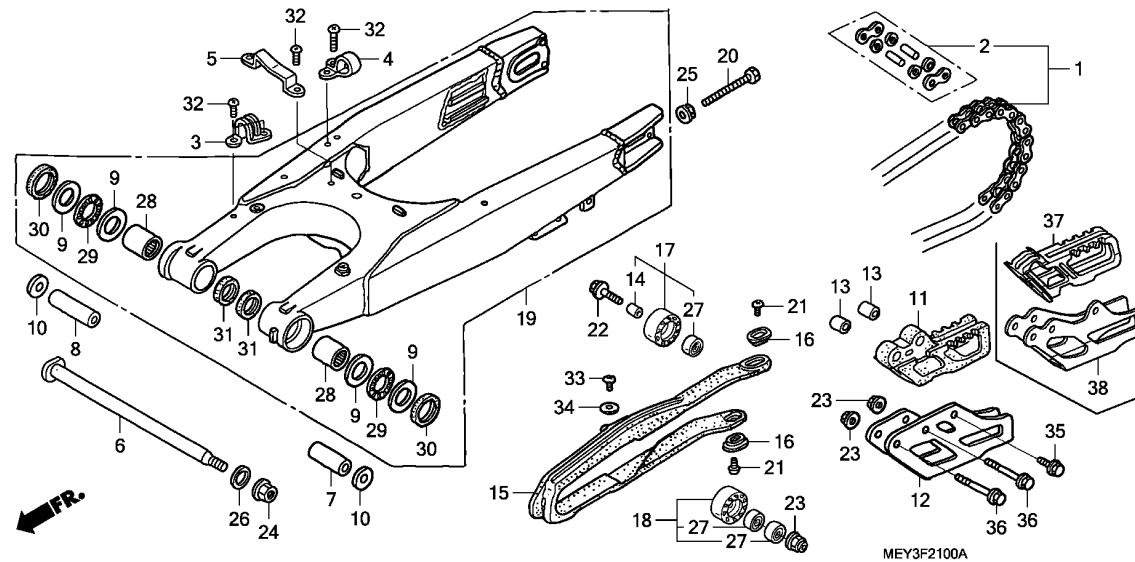
1 2



Ref. No.	L.O.N.	(Relative ref. Number) Description	F.R.T.
2	410180	BAR, SIDE STAND .....	0.2
3	410182	SPRING, SIDE STAND .....	0.1

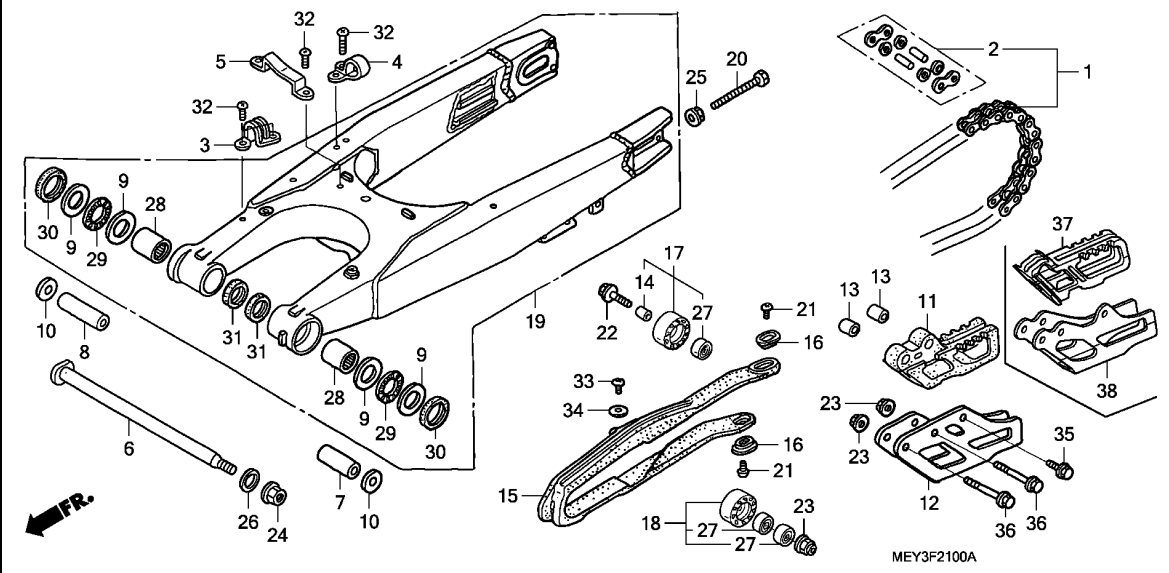
Ref. No.	Part No.	Description	Reqd. QTY								Serial No.	Parts catalogue code
			5	6	7	8	9	B	C	D		
1	50500-KA3-820	STAND COMP., MAIN .....	(1)	(1)	(1)	(1)	(1)	(1)	(1)	(1)		
2	50530-MEY-670	BAR, SIDE STAND .....	1	1	1	1	1	1	1	1		
3	50540-KSC-000	SPRING ASSY., SIDE STAND .....	1	1	1	1	1	1	1	1		
4	50543-MM4-000	TUBE, SIDE STAND SPRING .....	1	1	1	1	1	1	1	1		
5	90108-MEY-670	BOLT, SIDE STAND PIVOT .....	1	1	1	1	1	1	1	1		
6	90304-GE8-003	NUT, U, 10MM(FUSE RASHI) .....	1	1	1	1	1	1	1	1		

3

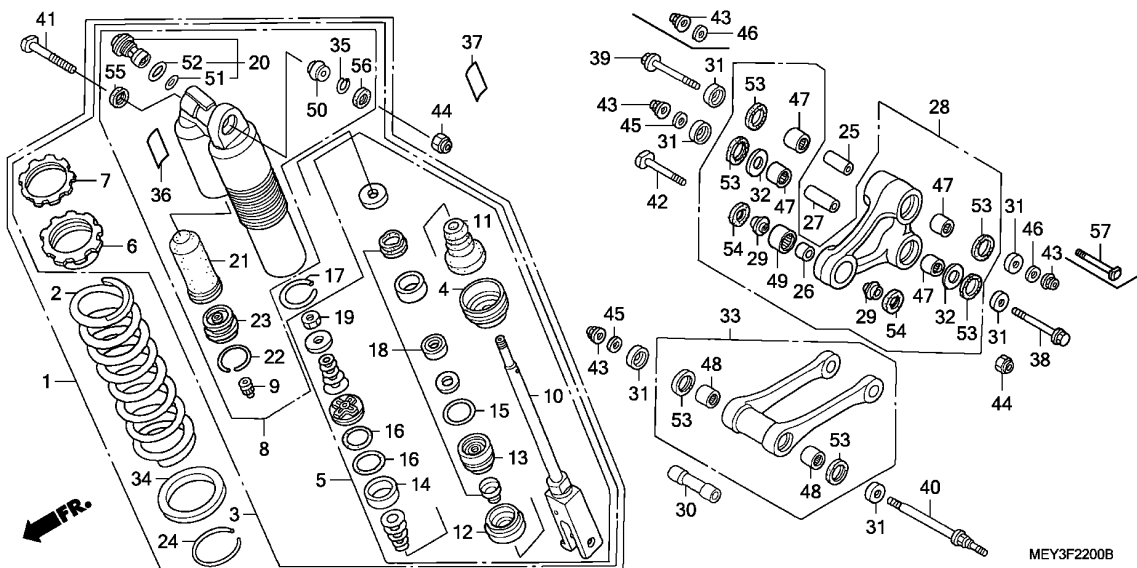


Ref. No.	L.O.N.	(Relative ref. Number) Description	F.R.T.
1	213165	CHAIN, DRIVE .....	0.5
7	5121B1	COLLAR, SWINGARM PIVOT :LEFT .	0.8
8	5121B2	COLLAR, SWINGARM PIVOT :RIGHT	0.8
	5121G8	COLLAR, SWINGARM PIVOT :BOTH .	0.8
11		(12,37,38)	
	4101E2	GUIDE, DRIVE CHAIN .....	0.1
15	4101E5	SLIDER, CHAIN .....	0.3
17	4101E4	ROLLER, CHAIN TENSIONER .....	0.1
18	4101E3	ROLLER, CHAIN LOWER .....	0.1
19	5121B0	SWINGARM ASSEMBLY .....	1.1
28	5121C8	BEARING, SWINGARM PIVOT :LEFT	1.1
	5121C9	BEARING, SWINGARM PIVOT :RIGHT	1.1
	5121D0	BEARING, SWINGARM PIVOT :BOTH	1.2

Ref. No.	Part No.	Description	Reqd. QTY							Serial No.	Parts catalogue code		
			5	6	7	CRF450X 8	9	B	C			D	
1	40540-KSC-003	CHAIN, DRIVE(DAIDO) (DID520MXV-120ZB) (STANDARD LINK 114L)	1	1	1	1	1	1	1	1	1		
2	40545-KSC-003	JOINT, DRIVE CHAIN .....	1	1	1	1	1	1	1	1	1		
3	43468-MCJ-000	GUIDE, BRAKE HOSE .....	1	1	1	1	1	1	1	1	1		
4	43468-MEB-000	GUIDE, RR. BRAKE HOSE .....	1	1	1	1	1	1	1	1	1		
5	43469-MEB-000	GUIDE, BRAKE HOSE .....	1	1	1	1	1	1	1	1	1		
6	52101-KZ4-J40	SHAFT, SWINGARM PIVOT .....	1	1	1	1	1	1	1	1	1		
7	52141-MEN-710	COLLAR, SWINGARM, 46MM .....	1	1	1	1	1	1	1	1	1		
8	52142-KZ4-J40	COLLAR, SWINGARM SIDE, 54MM .	1	1	1	1	1	1	1	1	1		
9	52143-KZ3-860	WASHER, SWINGARM SIDE .....	4	4	4	4	4	4	4	4	4		
10	52143-KZ4-J40	COLLAR, SWINGARM PIVOT SIDE .	2	2	2	2	2	2	2	2	2		
11	52146-KRN-711	GUIDE, CHAIN .....	1	1	1	-	-	-	-	-	-		
12	52147-KRN-710	PLATE, CHAIN GUIDE .....	1	1	1	-	-	-	-	-	-		
13	52148-MEN-000	COLLAR, CHAIN GUIDE .....	2	2	2	-	-	-	-	-	-		
14	52160-MEN-000	COLLAR, CHAIN TENSIONER .....	1	1	1	1	1	1	1	1	1		
15	52170-MEY-000	SLIDER, CHAIN .....	1	1	1	1	1	1	1	1	1		
16	52171-KR6-000	WASHER, CHAIN SLIDER .....	2	2	2	2	2	2	2	2	2		
17	52175-MEN-000	ROLLER COMP., CHAIN(42MM) ...	1	1	1	1	1	1	1	1	1		
18	52176-MEN-710	ROLLER COMP., CHAIN LOWER ...	1	1	1	1	1	1	1	1	1		
19	52200-MEY-000	SWINGARM SUB ASSY., RR. ....	1	1	1	-	-	-	-	-	-		
	52200-MEY-A20	.....	-	-	-	1	1	1	1	1	1		
20	90105-MEN-000	BOLT, HEX., 8X47.5 .....	2	2	2	2	2	2	2	2	2		
21	90115-KV3-700	SCREW, PAN, 5X8 .....	2	2	2	2	2	2	2	2	2		
22	90124-MEB-770	BOLT, FLANGE, 8X32 .....	1	1	1	1	1	1	1	1	1		



Ref. No.	Part No.	Description	Reqd. QTY										Serial No.	Parts catalogue code
			5	6	7	CRF450X		B	C	D				
23	90301-473-003	NUT, U, 6MM(FUSERASHI) .....	3	3	3	3	3	3	3	3	3			
24	90305-KZ3-B01	NUT, U, HEX. 14MM .....	1	1	1	1	1	1	1	1	1			
25	90309-357-000	NUT, HEX., 8MM .....	2	2	2	2	2	2	2	2	2			
26	90501-GBL-730	WASHER, 14MM .....	1	1	1	1	1	1	1	1	1			
27	91011-GCT-003	BEARING, RADIAL BALL, 608UU .....	3	3	3	3	3	3	3	3	3			
28	91071-MJ0-003	BEARING, NEEDLE, 22X29X30 (NTN) .....	2	2	2	2	2	2	2	2	2			
29	91072-KZ3-861	BEARING, NEEDLE THRUST .....	2	2	2	2	2	2	2	2	2			
30	91253-KZ3-861	DUST SEAL, 30X37X4 .....	2	2	2	2	2	2	2	2	2			
31	91283-ML7-003	DUST SEAL, 22X29X4 (ARAI) .....	2	2	2	2	2	2	2	2	2			
32	93500-05008-0A	SCREW, PAN, 5X8 .....	6	6	6	6	6	6	6	6	6			
33	93500-05008-0G	SCREW, PAN, 5X8 .....	1	1	1	1	1	1	1	1	1			
34	94103-05700	WASHER, PLAIN, 5MM .....	1	1	1	1	1	1	1	1	1			
35	96001-06012-00	BOLT, FLANGE, 6X12 .....	1	1	1	1	1	1	1	1	1			
36	96001-06050-00	BOLT, FLANGE, 6X50 .....	2	2	2	-	-	-	-	-	-			
	96001-06045-00	BOLT, FLANGE, 6X45 .....	-	-	-	2	2	2	2	2	2			
37	52146-MEN-J00	GUIDE, CHAIN .....	-	-	-	1	1	1	1	1	1			
38	52147-MEN-J00	PLATE, CHAIN GUIDE .....	-	-	-	1	1	1	1	1	1			

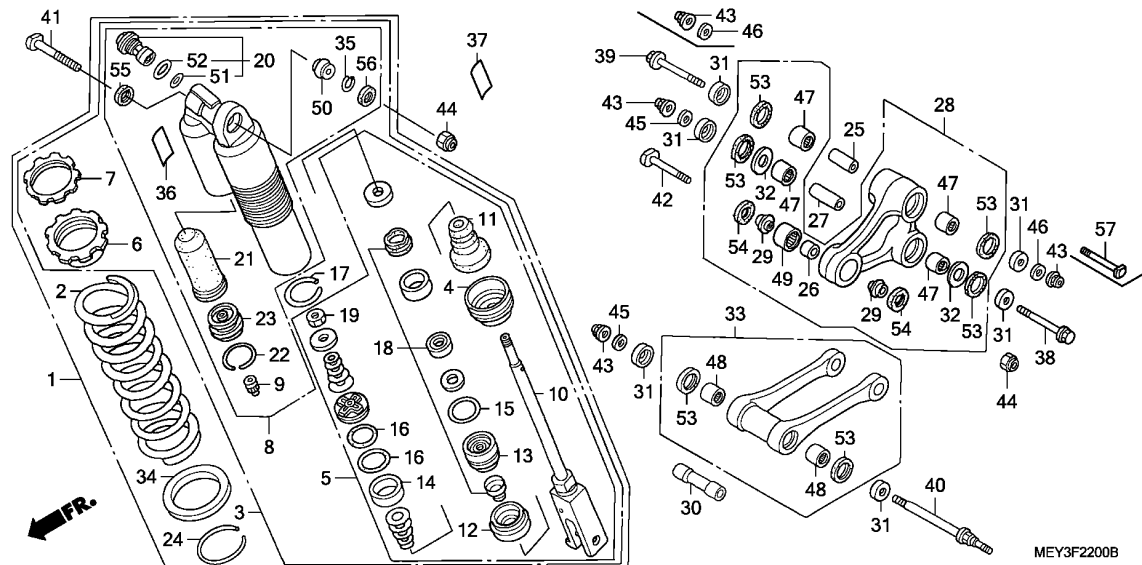


Ref. No.	L.O.N.	(Relative ref. Number) Description	F.R.T.
1	512115	CUSHION ASSY., REAR .....	0.5
2	5121B9	SPRING, REAR CUSHION .....	0.7
3	5121D2	DAMPER, REAR .....	0.8
5	5121H0	ROD ASSY., REAR DAMPER .....	1.1
8	5121D9	CASE, DAMPER .....	1.1
10	5121E1	ROD, REAR DAMPER .....	1.3
13		(4,11,12,14,15,16,18,19)	
	5121H1	CASE, ROD GUIDE .....	1.3
20	5121D8	ADJUSTER, COMPRESSION DAMPING FORCE .....	0.9
21		(23)	
	5121E0	BLADDER .....	0.9
28		(25,27)	
	512140	ARM, CUSHION .....	0.5
33		(30)	
	512145	ROD, CUSHION CONNECTING .....	0.3
47		(49)	
	512146	BEARING, CUSHION ARM .....	0.7
	5121D3	BEARING, CUSHION ARM :FOR 1 VEHICLE .....	1.1
48	5121D4	BEARING, CUSHION CONNECTING ROD .....	0.5
	5121D4A	.Replace 1 bearing add .....	0.1
50	5121D1	BEARING, REAR CUSHION .....	0.7

Ref. No.	Part No.	Description	Reqd. QTY							Serial No.	Parts catalogue code			
			5	6	7	CRF450X 8	9	B	C			D		
1	52400-MEY-671	CUSHION ASSY., RR. (SHOWA) ...	1	1	1	-	-	-	-	-	-	-	-	-
	52400-MEY-A21	.....	-	-	-	1	-	-	-	-	-	-	-	-
	52400-MEY-A31	.....	-	-	-	-	1	1	1	1	-----	-----	2U,U	-----
	52400-MEY-D31	.....	-	-	-	-	1	-	-	-	9K401278	-----	ED	-----
		.....	-	-	-	-	1	1	1	1	-----	-----	2ED,ED	-----
2	52401-MEB-751	SPRING, RR. CUSHION (SHOWA) (53.9N/MM,5.5KGF/MM)	1	1	1	1	-	-	-	-	-	-	-	-
	52402-MEB-751	SPRING, RR. CUSHION (SHOWA) (52.0N/MM,5.3KGF/MM)	(1)	(1)	(1)	(1)	-	-	-	-	-	-	-	-
	52403-MEB-751	SPRING, RR. CUSHION (SHOWA) (55.9N/MM,5.7KGF/MM)	(1)	(1)	(1)	(1)	-	-	-	-	-	-	-	-
	52404-MEB-751	SPRING, RR. CUSHION (SHOWA) (57.9N/MM,5.9KGF/MM)	(1)	(1)	(1)	(1)	-	-	-	-	-	-	-	-
	52401-MEN-A21	SPRING, RR. CUSHION (SHOWA) (53.9N/MM,5.5KGF/MM)	-	-	-	-	1	1	1	1	-	-	-	-
	52402-MEN-A21	SPRING, RR. CUSHION (SHOWA) (55.9N/MM,5.7KGF/MM)	-	-	-	-	(1)	(1)	(1)	(1)	-	-	-	-
	52403-MEN-A21	SPRING, RR. CUSHION (SHOWA) (52.0N/MM,5.3KGF/MM)	-	-	-	-	(1)	(1)	(1)	(1)	-	-	-	-
3	52410-MEY-671	DAMPER COMP., RR. ....	1	1	1	-	-	-	-	-	-	-	-	-
	52410-MEY-A21	.....	-	-	-	1	-	-	-	-	-	-	-	-
	52410-MEY-A31	.....	-	-	-	-	1	1	1	1	-----	-----	2U,U	-----
	52410-MEY-D31	.....	-	-	-	-	1	-	-	-	9K401278	-----	ED	-----
		.....	-	-	-	-	1	1	1	1	-----	-----	2ED,ED	-----
4	52419-KZ3-J21	STOPPER, SPRING SEAT .....	1	1	1	1	1	1	1	1	-	-	-	-
5	52421-MEY-671	ROD COMP., PISTON .....	1	1	1	-	-	-	-	-	-	-	-	-
	52421-MEY-A21	.....	-	-	-	1	1	1	1	1	-	-	-	-

Ref. No.	Part No.	Description	Reqd. QTY									Serial No.	Parts catalogue code
			5	6	7	8	9	B	C	D			
6	52422-KZ3-J31	ADJUSTER, SPRING .....	1	1	1	1	1	1	1	1			
7	52423-KZ3-J21	NUT, ADJUSTER .....	1	1	1	1	1	1	1	1			
8	52425-MEY-671	CASE COMP., DAMPER .....	1	1	1	1	-	-	-	-			
	52425-MEY-D31	.....	-	-	-	-	1	1	1	1	-----	----- 2U,U	
			-	-	-	-	1	-	-	-	-----	9K401277 ED	
			-	-	-	-	1	-	-	-	9K401278	----- ED	
			-	-	-	-	-	1	1	1	-----	2ED,ED	
9	52425-381-771	CAP, AIR VALVE .....	1	1	1	1	1	1	1	1			
10	52426-MEN-711	ROD COMP. ....	1	1	1	1	1	1	1	1			
11	52427-KZ3-891	RUBBER, STOPPER .....	1	1	1	1	1	1	1	1			
12	52428-KRN-711	PLATE, END .....	1	1	1	1	1	1	1	1			
13	52429-KZ3-J41	CASE COMP., ROD GUIDE .....	1	1	1	1	1	1	1	1			
14	52431-KZ3-J31	RING, PISTON .....	1	1	1	1	1	1	1	1			
15	52434-KZ3-J21	O-RING, 3.5X43.7 .....	1	1	1	1	1	1	1	1			
16	52434-KZ3-J31	O-RING, 42.5X2.0 .....	2	2	2	2	2	2	2	2			
17	52435-KZ3-J21	RING, STOPPER .....	1	1	1	1	1	1	1	1			
18	52436-MEN-671	OIL SEAL SET .....	1	1	1	1	1	1	1	1			
19	52438-KA4-741	NUT, HEX., 12MM .....	1	1	1	1	1	1	1	1			
20	52440-MEN-671	ADJUSTER, COMPRESSION DAMPING FORCE	1	1	1	1	1	1	1	1			
21	52451-KZ3-891	BLADDER .....	1	1	1	1	1	1	1	1			
22	52452-KS7-831	RING, STOPPER .....	1	1	1	1	1	1	1	1			
23	52453-KRN-711	CAP COMP., CHAMBER .....	1	1	1	1	1	1	1	1			
24	52455-KZ3-J21	RING, STOPPER .....	1	1	1	1	1	1	1	1			
25	52463-KZ4-J40	COLLAR C, CUSHION ARM .....	1	1	1	1	1	1	1	1			
26	52464-KRN-710	COLLAR D, CUSHION ARM .....	1	1	1	1	1	1	1	1			
27	52464-KZ4-J20	COLLAR B, CUSHION .....	1	1	1	1	1	1	1	1			
28	52465-MEY-000	ARM SUB ASSY., CUSHION .....	1	1	1	1	1	1	1	1			
29	52466-KRN-710	COLLAR D, CUSHION ARM SIDE ..	2	2	2	2	2	2	2	2			
30	52473-KZ4-J20	COLLAR A, CONNECTING ROD ....	1	1	1	1	1	1	1	1			
31	52475-KZ4-J20	COLLAR, LINK SIDE .....	6	6	6	6	6	6	6	6			
32	52476-KZ4-J20	WASHER, THRUST .....	2	2	2	2	2	2	2	2			
33	52479-MEY-000	ROD SUB ASSY., CUSHION CONNECTING	1	1	1	-	-	-	-	-			
	52479-MEY-A20	.....	-	-	-	1	1	1	1	1			
34	52486-KZ3-J21	SEAT, SPRING .....	1	1	1	1	1	1	1	1			
35	52487-KA4-831	RING, STOPPER .....	1	1	1	1	1	1	1	1			
36	87516-KZ1-600	LABEL, RR. DAMPER WARNING ...	1	1	1	1	-	-	-	-			
			-	-	-	-	1	1	1	1	-----	----- 2U,U	
			-	-	-	-	1	-	-	-	-----	9K401277 ED	
	87516-MEN-E30	LABEL, RR. DAMPER .....	-	-	-	-	-	1	1	1	-----	----- ED	
			-	-	-	-	-	1	1	1	-----	2ED,ED	
37	87516-KZ1-881	LABEL, RR. DAMPER WARNING (FRENCH)	1	1	1	1	-	-	-	-	-----	----- ED	
			-	-	-	-	1	-	-	-	-----	9K401277 ED	
	87516-MEN-E30	LABEL, RR. DAMPER .....	-	-	-	-	1	-	-	-	9K401278	----- ED	
38	90130-KZ4-J20	BOLT, LINK, 12X96 .....	1	1	1	-	-	-	-	-			
	90131-MEN-840	BOLT, LINK, 12X92 .....	-	-	-	1	1	1	1	1			
39	90130-KZ4-J40	BOLT, LINK, 12X81.5 .....	1	1	1	-	-	-	-	-			
40	90131-MEY-000	BOLT, LINK, 12X120 .....	1	1	1	1	1	1	1	1			
41	90152-MEB-750	BOLT, CUSHION UPPER, 10X53 ..	1	1	1	1	1	1	1	1			





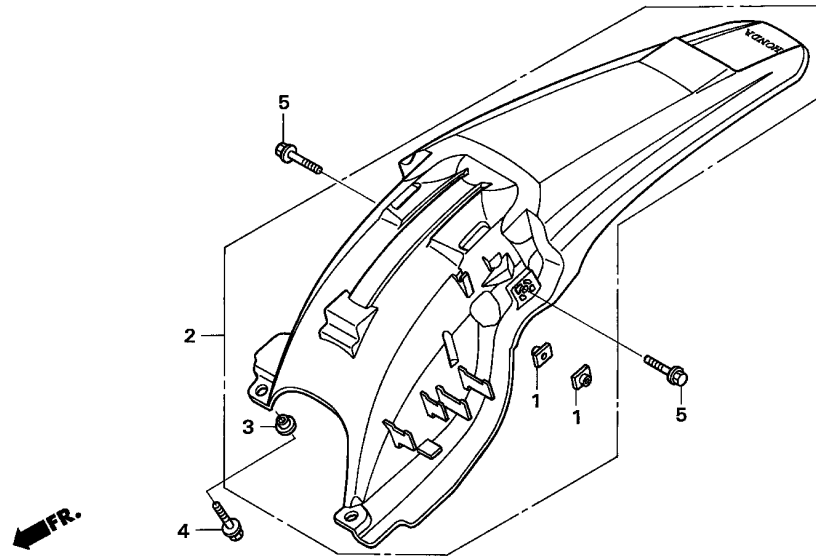
MEY3F2200B

Ref. No.	Part No.	Description	Reqd. QTY								Serial No.	Parts catalogue code
			5	6	7	CRF450X			D			
			8	9	B	C	D					
42	90153-KZ4-710	BOLT, CUSHION LOWER, 10X43.5	1	1	1	1	1	1	1	1	1	
43	90306-KBP-901	NUT, U, 12MM	3	3	3	3	3	3	3	3	3	
44	90306-KZ4-711	NUT, U, 10MM	2	2	2	2	2	2	2	2	2	
45	90501-KRN-710	WASHER, PLAIN, 12MM	2	2	2	2	2	2	2	2	2	
46	90501-KZ4-J40	WASHER, PLAIN, 12MM	1	1	1	1	1	1	1	1	1	
47	91051-KSC-003	BEARING, NEEDLE, 20X26X15	4	4	4	4	4	4	4	4	4	
48	91053-KZ4-J21	BEARING, NEEDLE, 20X26X14	2	2	2	-	-	-	-	-	-	
	91051-KSC-003	BEARING, NEEDLE, 20X26X15	-	-	-	2	2	2	2	2	2	
49	91074-KRN-711	BEARING, NEEDLE, 19X26X13	1	1	1	1	1	1	1	1	1	
50	91074-MAC-741	BEARING, SPHERICAL, 10	1	1	1	1	1	1	1	1	1	
51	91256-KZ3-731	O-RING, 21.5X1.5	1	1	1	1	1	1	1	1	1	
52	91257-KZ3-891	O-RING, 26.2X1.9	1	1	1	1	1	1	1	1	1	
53	91262-KZ3-731	DUST SEAL, 25X32X4	6	6	6	6	6	6	6	6	6	
54	91351-KRN-711	DUST SEAL, 17.5X26X3	2	2	2	2	2	2	2	2	2	
55	91351-KZ3-731	DUST SEAL, RR. CUSHION PIVOT	1	1	1	1	1	1	1	1	1	
56	91351-MAC-671	DUST SEAL, 16X26X3	1	1	1	1	1	1	1	1	1	
57	90130-MEN-840	BOLT, LINK, 12X82	-	-	-	1	1	1	1	1	1	

**F-23**

**REAR FENDER**

**18**



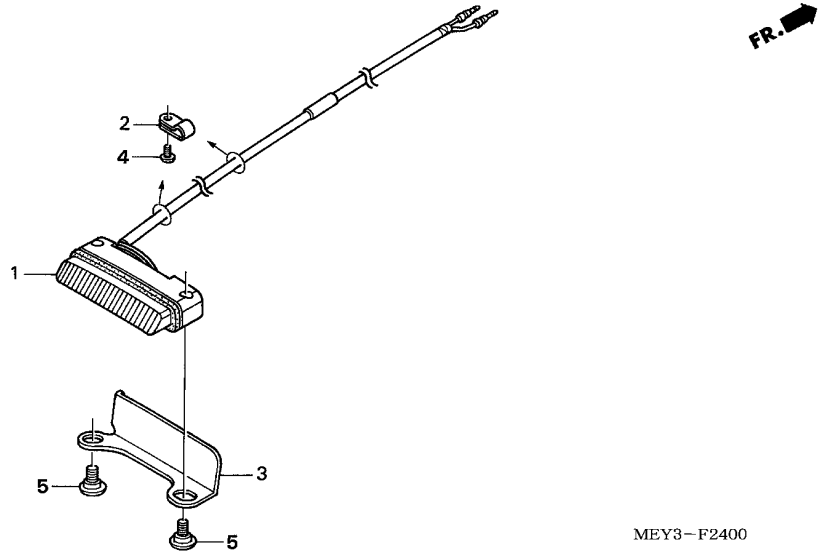
MEY3-F2300

Ref. No.	L.O.N. (Relative ref. Number)	Description	F.R.T.
2	413102	FENDER, REAR .....	0.5

Ref. No.	Part No.	Description	Reqd. QTY							Serial No.	Parts catalogue code	
			5	6	7	CRF450X 8	9	B	C			D
1	61304-958-003	NUT, SPECIAL, 6X7 .....	2	2	2	2	2	2	2	2		
2	80101-MEY-670ZA	FENDER SET, RR.(WL) *TYPE1* .....	1	1	1	1	-	-	-	-		
	80101-MEY-A30ZA	*TYPE1* .....	-	-	-	-	1	1	1	1		
3	90501-MEY-670	COLLAR, RR. FENDER .....	2	2	2	2	2	2	2	2		
4	96001-06014-00	BOLT, FLANGE, 6X14 .....	2	-	-	-	-	-	-	-		
	96001-06016-00	BOLT, FLANGE, 6X16 .....	-	2	2	2	2	2	2	2		
5	96001-06016-00	BOLT, FLANGE, 6X16 .....	2	2	2	2	2	2	2	2		

**3**

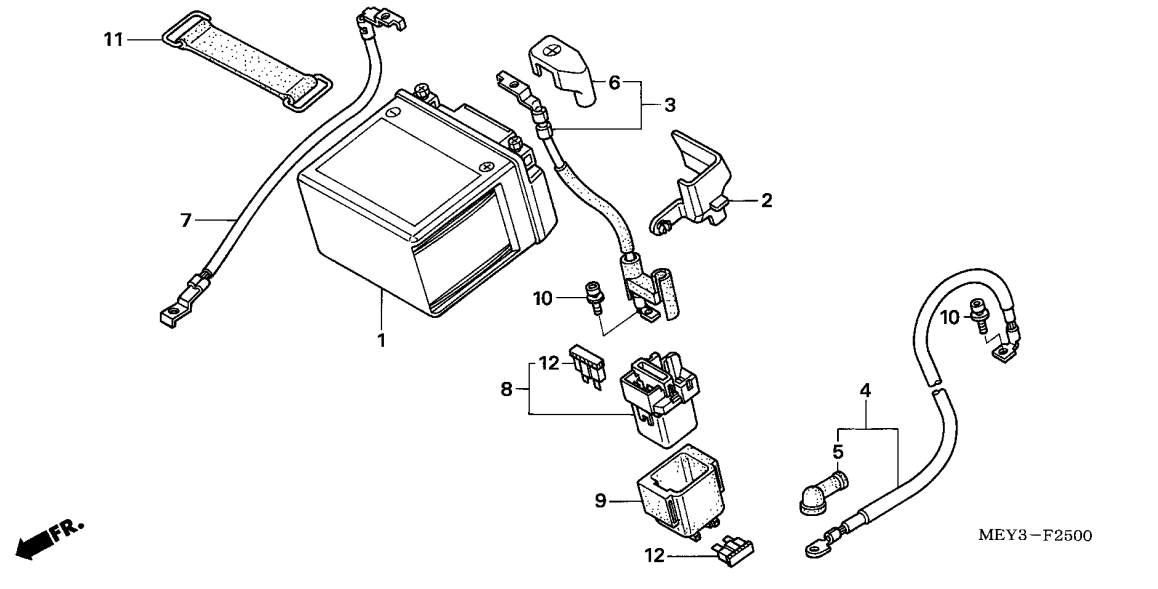




Ref. No.	L.O.N.	(Relative ref. Number) Description	F.R.T.
1		(3)	
	6161D5	TAILLIGHT UNIT .....	0.2

3

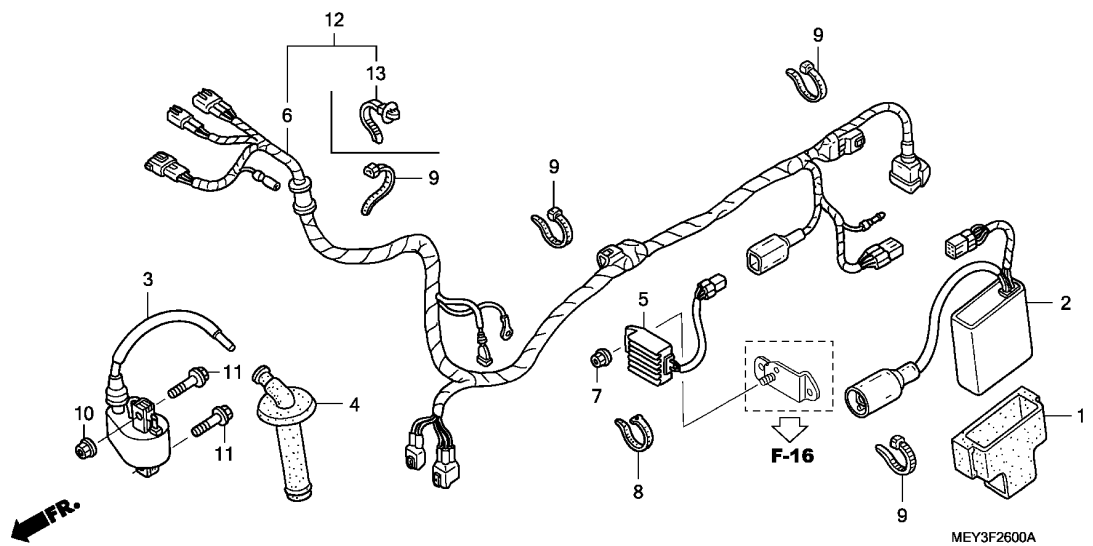
Ref. No.	Part No.	Description	Reqd. QTY							Serial No.	Parts catalogue code	
			5	6	7	CRF450X 8	9	B	C			D
1	33701-MEY-670	TAILLIGHT UNIT .....	1	1	1	1	1	1	1	1	1	
2	37215-KAF-008	CLAMP .....	2	2	2	2	2	2	2	2	2	
3	80130-KSC-000	STAY, TAILLIGHT .....	1	1	1	1	1	1	1	1	1	
4	90102-SP1-003	SCREW, TAPPING, 4X8(P0) .....	2	2	2	2	2	2	2	2	2	
5	90380-KSC-000	SCREW, SPECIAL, 5X9.5 .....	2	2	2	2	2	2	2	2	2	



Ref. No.	L.O.N.	(Relative ref. Number) Description	F.R.T.
1	610100	BATTERY .....	0.2
3	610105	CABLE, POSITIVE BATTERY .....	0.2
4	612115	CABLE, STARTER MOTOR .....	0.4
7	610110	CABLE, NEGATIVE BATTERY .....	0.3
8	615113	SWITCH, STARTER MAGNETIC .....	0.4

Ref. No.	Part No.	Description	Reqd. QTY								Serial No.	Parts catalogue code
			5	6	7	CRF450X 8	9	B	C	D		
1	31500-KGB-901	BATTERY (YTZ7S) (GS YUASA) .....	1	1	1	1	-	-	-	-		
	31500-MEY-D31	.....	-	-	-	-	1	-	-	-	----- 2U,U	
											----- 9K401447 ED	
											----- 9K401448 ED	
											----- 2ED,ED	
2	31505-KSC-000	COVER, BATTERY TERMINAL .....	1	1	1	1	1	1	1	1		
3	32401-MEY-670	CABLE, STARTER MAGNETIC .....	1	1	1	1	1	1	1	1		
4	32410-MEY-670	CABLE, STARTER MOTOR .....	1	1	1	1	1	1	1	1		
5	32411-253-000	COVER, STARTER MOTOR TERMINAL .....	1	1	1	1	1	1	1	1		
6	32414-MCF-000	COVER, BATTERY TERMINAL .....	1	1	1	1	1	1	1	1		
7	32601-MEY-670	CABLE, BATTERY EARTH .....	1	1	1	-	-	-	-	-		
	32601-MEY-A20	.....	-	-	-	1	1	1	1	1		
8	35850-KCN-000	SWITCH ASSY., STARTER MAGNETIC .....	1	1	1	1	1	1	1	1		
9	35856-KBH-000	RUBBER, SHOCK .....	1	1	1	1	1	1	1	1		
10	90111-MR5-000	BOLT, SOCKET, 5X9 .....	2	2	2	2	2	2	2	2		
11	31501-MEY-670	BAND, BATTERY .....	1	1	1	1	1	1	1	1		
12	98200-31500	FUSE, BLADE (15A) .....	2	2	2	2	2	2	2	2		

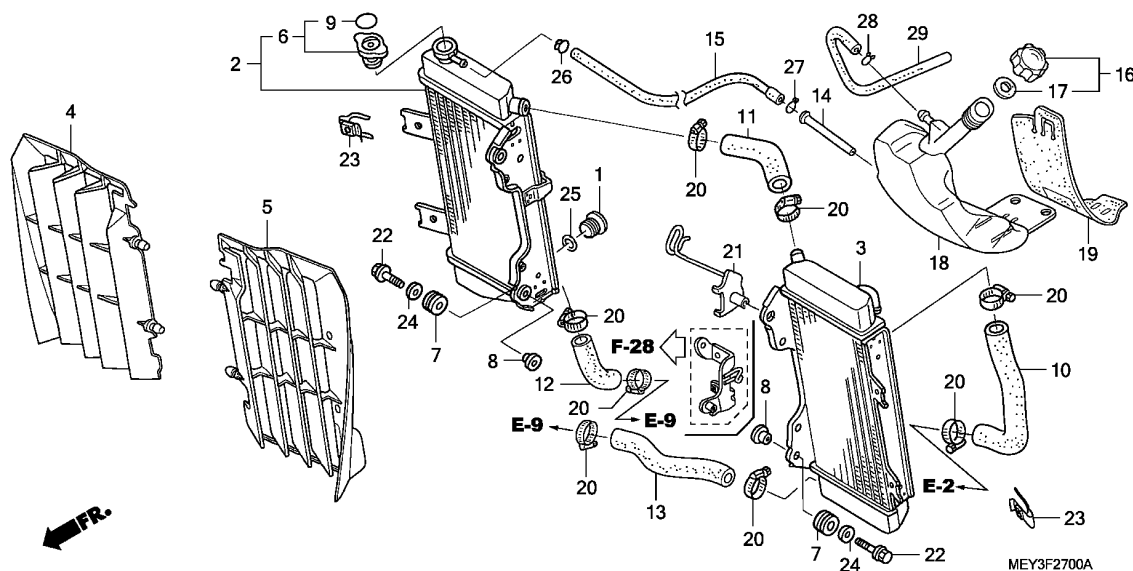




Ref. No.	L.O.N.	(Relative ref. Number) Description	F.R.T.
2	6141A1	IGNITION CONTROL MODULE .....	0.4
3	614105	COIL, IGNITION .....	0.5
5	6131B2	RECTIFIER, REGULATE .....	0.4
6		(12)	
	611100	HARNESS, WIRE .....	0.7

3

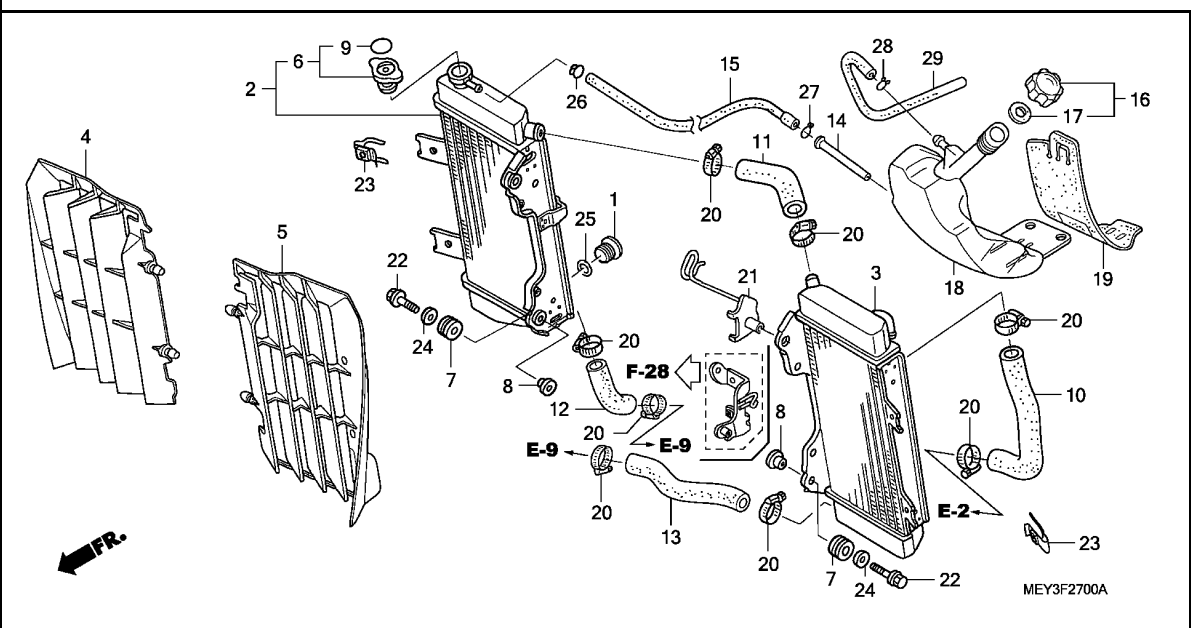
Ref. No.	Part No.	Description	Reqd. QTY									Serial No.	Parts catalogue code
			5	6	7	CRF450X		B	C	D			
1	30401-KRN-000	CUSHION, C.D.I. UNIT .....	1	1	1	1	1	1	1	1	1		
2	30410-MEY-671	C.D.I. UNIT .....	1	1	1	1	1	1	1	1	1		
3	30500-MEB-671	COIL ASSY., IGNITION .....	1	1	1	1	1	1	1	1	1		
4	30700-MEB-671	CAP ASSY., NOISE SUPPRESSOR ..	1	1	1	1	1	1	1	1	1		
5	31600-MEY-671	RECTIFIER COMP., REGULATOR ..	1	1	1	1	1	1	1	1	1		
6	32100-MEY-670	HARNESS, WIRE .....	1	1	1	-	-	-	-	-	-		
7	90301-088-660	NUT, SPECIAL, 6MM .....	1	1	1	1	1	1	1	1	1		
8	90650-KV6-003	BAND, WIRE, 95MM .....	1	1	1	1	1	1	1	1	1		
9	90651-KV6-003	BAND, WIRE, 165MM(BLACK) .....	4	4	4	3	3	3	3	3	3		
10	94050-06000	NUT, FLANGE, 6MM .....	1	1	1	1	1	1	1	1	1		
11	96001-06020-00	BOLT, FLANGE, 6X20 .....	2	2	2	2	2	2	2	2	2		
12	32100-MEY-A20	HARNESS, WIRE .....	-	-	-	1	1	1	1	1	1		
13	91540-S30-003	CLIP, HARNESS BAND(NATURAL) (151.5MM)	-	-	-	1	1	1	1	1	1		



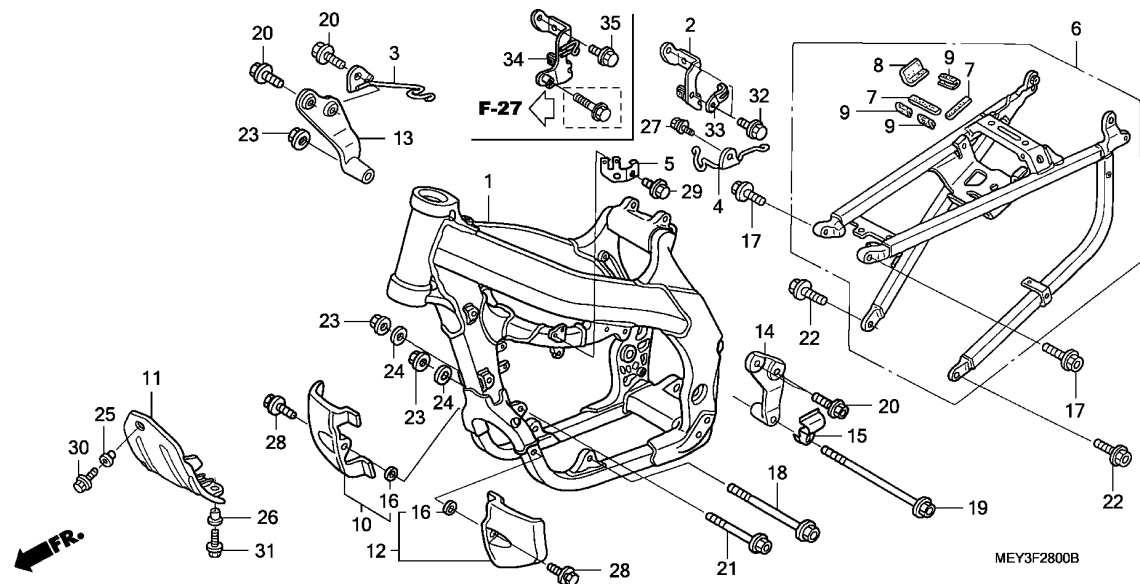
Ref. No.	L.O.N.	(Relative ref. Number) Description	F.R.T.
2	115102	RADIATOR :RIGHT	0.5
3	115101	RADIATOR :LEFT	0.5
	1151A2	RADIATOR :BOTH	0.7
4	1151B3	GRILLE, RADIATOR :RIGHT	0.1
5	1151B2	GRILLE, RADIATOR :LEFT	0.1
	1151G3	GRILLE, RADIATOR :BOTH	0.1
6	1151B8	CAP, RADIATOR	0.1
10	114131	HOSE B, WATER	0.4
11	1151J7	HOSE, CROSS WATER :UPPER	0.4
13	1151H6	HOSE, CROSS WATER	0.4
18	115110	TANK, RADIATOR RESERVE	0.3

Ref. No.	Part No.	Description	Reqd. QTY							Serial No.	Parts catalogue code		
			5	6	7	CRF450X 8	9	B	C			D	
1	12206-881-310	BOLT, SEALING, 16MM	1	1	1	1	1	1	1	1			
2	19010-MEY-671	RADIATOR, R.	1	1	1	1	1	-	-	-			
	19010-MEY-D30		-	-	-	-	-	1	1	1	-----	2ED,ED	
	19010-MEY-671		-	-	-	-	-	1	1	1	-----	2U,U	
3	19015-MEY-671	RADIATOR, L.	1	1	1	1	1	1	1	1			
4	19033-MEY-670	GRILLE, R. RADIATOR	1	1	1	1	1	1	1	1			
5	19034-MEY-670	GRILLE, L. RADIATOR	1	1	1	1	1	1	1	1			
6	19037-KRN-641	CAP COMP., RADIATOR	1	1	1	1	1	-	-	-			
	19037-MEN-E31		-	-	-	-	-	1	1	1	-----	2ED,ED	
	19037-KRN-641		-	-	-	-	-	1	1	1	-----	2U,U	
7	19051-KRN-000	RUBBER, RADIATOR MOUNTING	4	4	4	4	4	4	4	4			
8	19052-MAC-680	COLLAR, RADIATOR MOUNTING	3	3	3	2	2	2	2	2			
9	19055-KRN-641	SEAL, RADIATOR CAP (ENGLISH/FRENCH/JAPANESE)	1	1	1	1	-	-	-	-			
			-	-	-	-	-	1	1	1	-----	2U,U	
			-	-	-	-	-	1	-	-	-----	9K401262 ED	
	19046-MEN-E31	LABEL, RADIATOR CAP	-	-	-	-	-	1	-	-	9K401263	-----	ED
			-	-	-	-	-	-	1	1	-----	2ED,ED	
10	19062-MEY-670	HOSE B, WATER	1	1	1	1	1	1	1	1			
11	19064-KRN-000	HOSE D, WATER	1	1	1	1	1	1	1	1			
12	19064-MEY-670	HOSE D, WATER	1	1	1	1	1	1	1	1			
13	19065-MEY-670	HOSE E, WATER	1	1	1	1	1	1	1	1			
14	19101-MEY-670	TUBE, RESERVE TANK	1	1	1	1	1	1	1	1			
15	19102-MEY-670	HOSE, RESERVE TANK	1	1	1	1	1	1	1	1			
16	19105-MG8-000	CAP ASSY., RESERVE TANK	1	1	1	1	1	1	1	1			
17	19107-MG8-000	PACKING, RESERVE TANK	1	1	1	1	1	1	1	1			





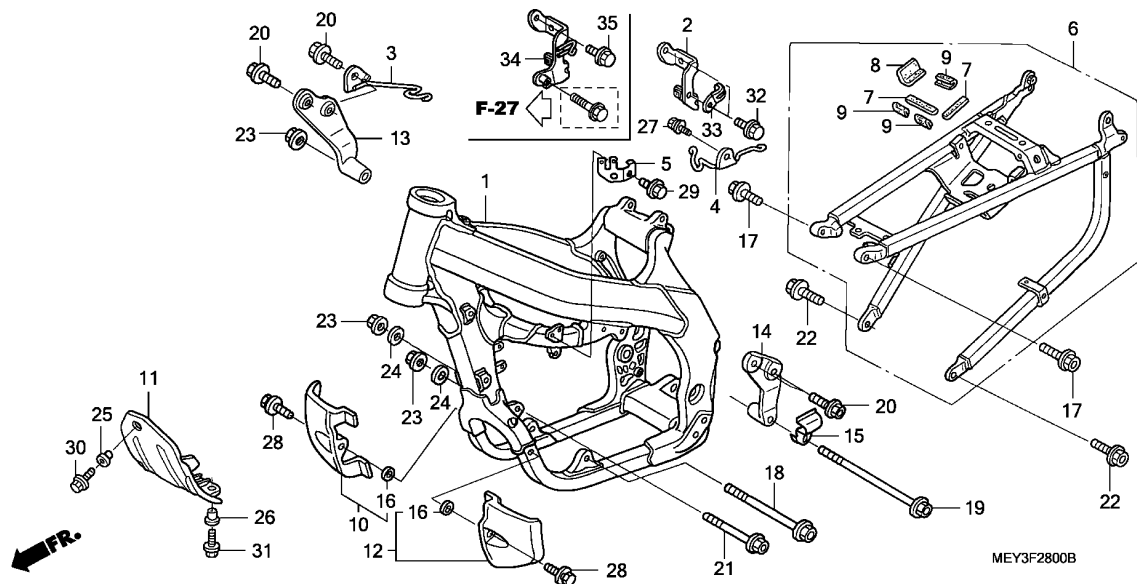
Ref. No.	Part No.	Description	Reqd. QTY										Serial No.	Parts catalogue code
			5	6	7	CRF450X				B	C	D		
18	19110-MEY-670	TANK, RADIATOR RESERVE .....	1	1	1	1	1	1	1	1	1	1		
19	19114-MEY-670	RUBBER, RESERVE TANK .....	1	1	1	1	1	1	1	1	1	1		
20	19506-KS6-700	CLAMP B, WATER HOSE .....	8	8	8	8	8	8	8	8	8	8		
21	50129-KSC-000	GUIDE, MAIN HARNESS .....	1	1	-	-	-	-	-	-	-	-		
	50129-MEY-A10	.....	-	-	1	1	1	1	1	1	1	1		
22	90001-GB4-000	BOLT, FLANGE, 6X23.5 .....	4	4	4	4	4	4	4	4	4	4		
23	90303-KRN-000	NUT, CLIP, 6MM .....	2	2	2	2	2	2	2	2	2	2		
24	90403-KA3-830	WASHER, RADIATOR MOUNTING ...	4	4	4	4	4	4	4	4	4	4		
25	91307-611-000	O-RING, 13.5X1.4 .....	1	1	1	1	1	1	1	1	1	1		
26	95002-02100	CLIP, TUBE(B10) .....	1	1	1	1	1	1	1	1	1	1		
27	95002-02130	CLIP, TUBE(B12.5) .....	1	1	1	1	1	1	1	1	1	1		
28	95002-50000	CLIP, TUBE(C9) .....	1	1	1	1	1	1	1	1	1	1		
29	95005-50300-30	TUBE, 5X300(95005-50001-30M)	1	1	1	1	1	1	1	1	1	1		



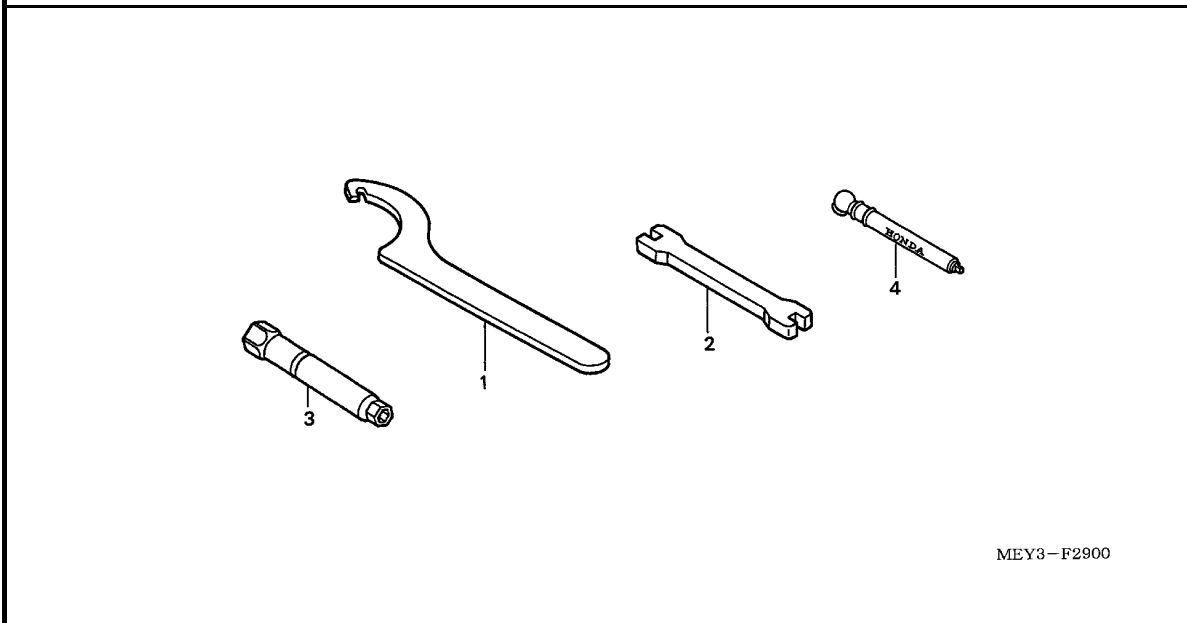
Ref. No.	L.O.N.	(Relative ref. Number) Description	F.R.T.
1	410100	BODY, FRAME ..... .INCLUDES: Engine removal and installation	4.6
6	4101A5	FRAME :REAR .....	0.7
10	4101F6	GUARD, ENGINE :RIGHT .....	0.1
11	410135	PLATE, SKID .....	0.1
12	4101F5	GUARD, ENGINE :LEFT .....	0.1
	4101F9	GUARD, ENGINE :BOTH .....	0.1

Ref. No.	Part No.	Description	Reqd. QTY							Serial No.	Parts catalogue code
			5	6	7	CRF450X 8	9	B	C		
1	50100-MEY-670	BODY COMP., FRAME .....	1	1	1	-	-	-	-	-	-
	50100-MEY-A20	.....	-	-	-	1	1	1	1	1	1
2	50131-MEY-670	STAY, IGNITION COIL .....	1	1	1	-	-	-	-	-	-
3	50170-MEY-670	GUIDE, CLUTCH CABLE .....	1	1	1	1	1	1	1	1	1
4	50171-MEY-670	GUIDE, BREATHER .....	1	1	1	1	1	1	1	1	1
5	50180-MEN-730	STAY, COUPLER .....	1	1	1	-	-	-	-	-	-
	50180-MEY-A20	.....	-	-	-	1	1	1	1	1	1
6	50200-MEY-670	BODY COMP., RR. FRAME .....	1	1	1	-	-	-	-	-	-
	50200-MEY-A20	.....	-	-	-	1	1	1	1	1	1
7	50283-KSC-300	RUBBER, BATTERY .....	2	2	2	2	2	2	2	2	2
8	50283-MEY-670	RUBBER, BATTERY .....	1	1	1	1	1	1	1	1	1
9	50283-MR7-300	RUBBER, SEAT RAIL .....	3	3	3	3	3	3	3	3	3
10	50356-MEY-670	GUARD, R. ENGINE .....	1	1	1	1	1	1	1	1	1
11	50357-MEY-670	GUARD, CENTER ENGINE .....	1	1	1	1	1	1	1	1	1
12	50360-MEY-670	GUARD, L. ENGINE .....	1	1	1	1	1	1	1	1	1
13	50407-MEY-670	PLATE, R. HEAD HANGER .....	1	1	1	1	1	1	1	1	1
14	50408-MEY-670	PLATE, L. HEAD HANGER .....	1	1	1	1	1	1	1	1	1
15	50410-MEN-670	GUIDE, FUEL TUBE .....	1	1	1	1	1	1	1	1	1
16	50618-KE8-000	COLLAR, 6.5X11X3 .....	2	2	2	2	2	2	2	2	2
17	90101-KZ3-J50	BOLT, FLANGE, 8X24 .....	2	2	2	-	-	-	-	-	-
	90122-KRN-000	BOLT, FLANGE, 10X26 .....	-	-	-	2	2	2	2	2	2
18	90101-MEN-670	BOLT, FLANGE, 10X132 .....	1	1	1	1	1	1	1	1	1
19	90102-MEY-670	BOLT, FLANGE, 10X172 .....	1	1	1	1	1	1	1	1	1
20	90103-MEB-670	BOLT, FLANGE, 8X18 .....	4	4	4	4	4	4	4	4	4
21	90104-MEY-670	BOLT, FLANGE, 10X126 .....	1	1	1	1	1	1	1	1	1





Ref. No.	Part No.	Description	Reqd. QTY										Serial No.	Parts catalogue code	
			5	6	7	CRF450X				B	C	D			
22	90122-MEN-670	BOLT, 10X24	2	2	2	-	-	-	-	-	-	-	-	-	-
	90122-KRN-000	BOLT, FLANGE, 10X26	-	-	-	2	2	2	2	2	2	2	2	2	2
23	90302-KZ3-J40	NUT, FLANGE, 10MM	3	3	3	3	3	3	3	3	3	3	3	3	3
24	90410-HC4-000	WASHER, 10MM	2	2	2	2	2	2	2	2	2	2	2	2	2
25	90503-MEY-670	COLLAR, ENGINE GUARD FR.	1	1	1	1	1	1	1	1	1	1	1	1	1
26	90504-MEY-670	COLLAR, ENGINE GUARD	2	2	2	2	2	2	2	2	2	2	2	2	2
27	93401-05010-00	BOLT-WASHER, 5X10	1	1	1	1	1	1	1	1	1	1	1	1	1
28	93404-06020-00	BOLT-WASHER, 6X20	2	2	2	2	2	2	2	2	2	2	2	2	2
29	96001-06010-00	BOLT, FLANGE, 6X10	1	1	1	1	1	1	1	1	1	1	1	1	1
30	96001-06016-00	BOLT, FLANGE, 6X16	1	1	1	-	-	-	-	-	-	-	-	-	-
	96001-06020-00	BOLT, FLANGE, 6X20	-	-	-	1	1	1	1	1	1	1	1	1	1
31	96001-06020-00	BOLT, FLANGE, 6X20	2	2	2	2	2	2	2	2	2	2	2	2	2
32	96001-06012-00	BOLT, FLANGE, 6X12	2	2	2	-	-	-	-	-	-	-	-	-	-
33	32925-958-000	CLIP, PULSER CORD	1	1	1	-	-	-	-	-	-	-	-	-	-
34	50131-MEY-A20	STAY COMP., IGNITION COIL	-	-	-	1	1	1	1	1	1	1	1	1	1
35	96001-06012-00	BOLT, FLANGE, 6X12	-	-	-	1	1	1	1	1	1	1	1	1	1



MEY3-F2900

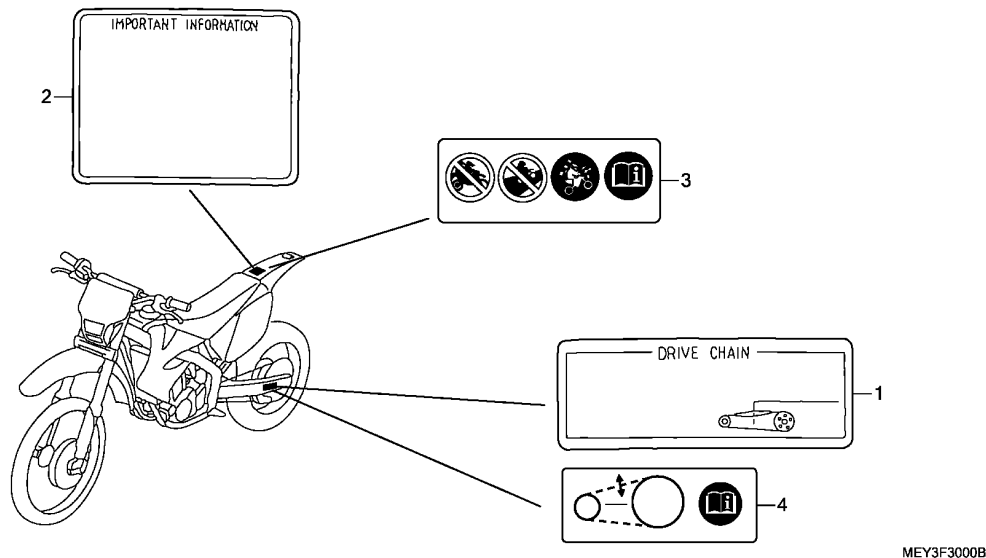
Ref. No. L.O.N. (Relative ref. Number) Description F.R.T.

NO INFORMATION .....

Ref. No.	Part No.	Description	Reqd. QTY									Serial No.	Parts catalogue code
			5	6	7	8	9	B	C	D			
1	89201-KS6-810	SPANNER A, PIN .....	(2)	(2)	(2)	(2)	(2)	(2)	(2)	(2)			
2	89212-KZ4-J40	WRENCH, NIPPLE .....	1	1	1	1	1	1	1	1	1	1	
3	89216-MEB-670	WRENCH, PLUG(16MM) .....	1	1	1	1	1	1	1	1	1	1	
4	89301-KA4-811	GAUGE, AIR PRESSURE .....	(1)	(1)	(1)	(1)	(1)	(1)	(1)	(1)	(1)	(1)	





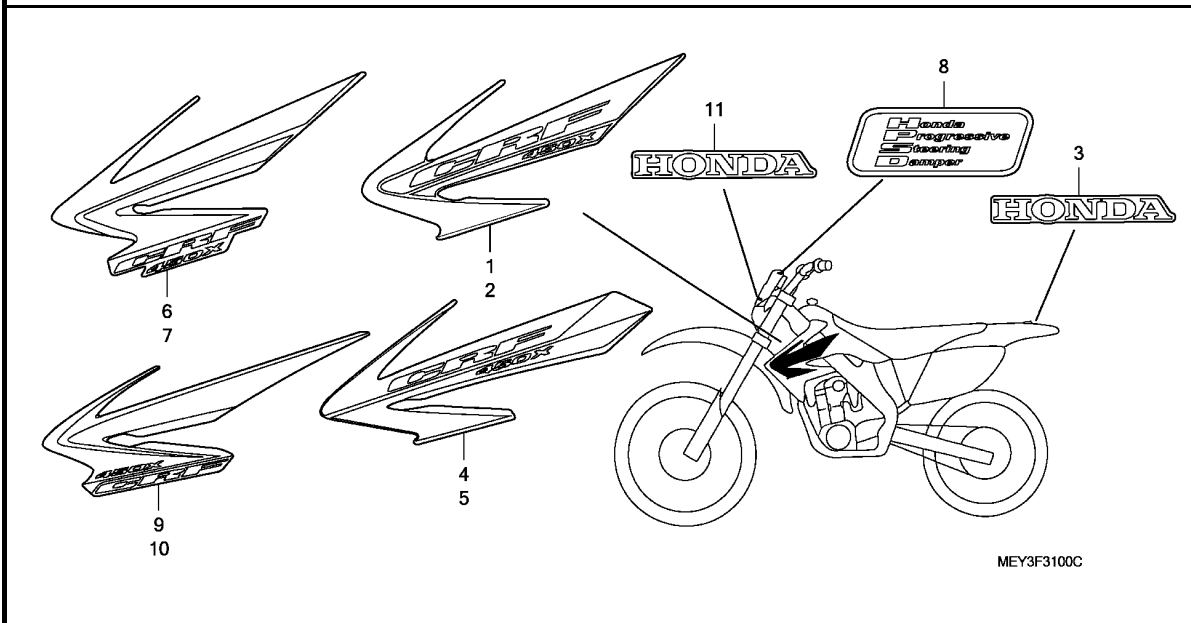


Ref. No. L.O.N. (Relative ref. Number) Description F.R.T.

NO INFORMATION .....

3

Ref. No.	Part No.	Description	Reqd. QTY							Serial No.	Parts catalogue code	
			5	6	7	8	9	B	C			D
1	87507-KZ3-B90	LABEL, DRIVE CHAIN(FRENCH) ..	1	1	1	1	1	-	-	-	-----	ED
	87507-KZ3-B10	LABEL, DRIVE CHAIN .....	1	1	1	1	-	-	-	-	-----	2U,U
2	87560-ML3-970	MARK, CAUTION(FRENCH) .....	1	1	1	1	1	-	-	-	-----	9K401262
	87560-GBF-770	MARK, CAUTION .....	1	1	1	1	-	-	-	-	-----	ED
3	87560-MEN-E30	LABEL, CAUTION .....	-	-	-	-	1	1	1	1	-----	2U,U
			-	-	-	-	1	-	-	-	-----	6K501517
4	87507-MEY-D30	LABEL, DRIVE CHAIN .....	-	-	-	-	-	1	1	1	-----	2ED,ED
			-	-	-	-	-	1	-	-	-----	9K401263
			-	-	-	-	-	1	1	1	-----	2ED,ED



Ref. No.	L.O.N.	(Relative ref. Number)	Description	F.R.T.
----------	--------	------------------------	-------------	--------

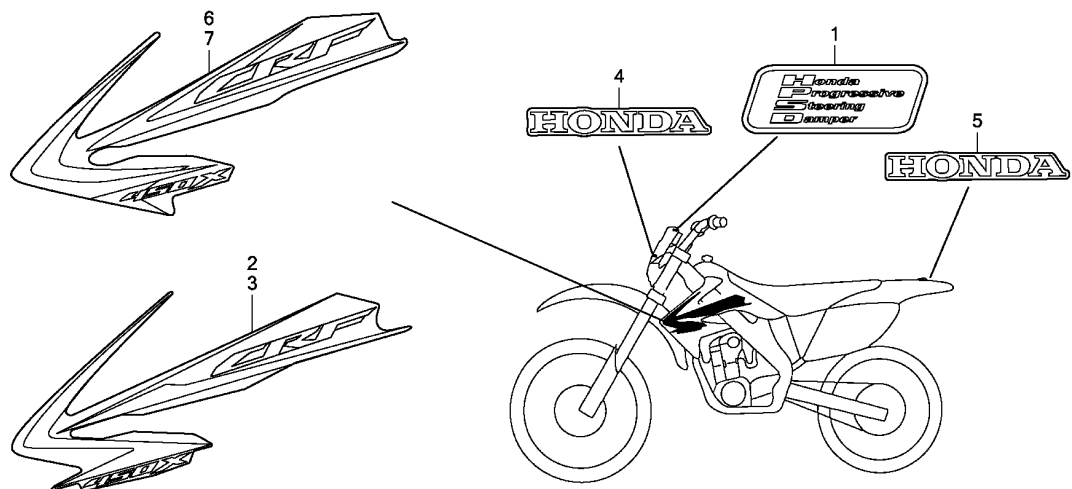
NO INFORMATION .....

Ref. No.	Part No.	Description	Reqd. QTY							Serial No.	Parts catalogue code
			5	6	7	CRF450X 8	9	B	C		
1	87126-MEY-670ZA	MARK, R. RADIATOR SHROUD *TYPE1*	1	-	-	-	-	-	-	-	-
2	87127-MEY-670ZA	MARK, L. RADIATOR SHROUD *TYPE1*	1	-	-	-	-	-	-	-	-
3	87130-GEL-A00ZA	MARK(HONDA) *TYPE1*	1	1	1	1	-	-	-	-	-
4	87126-MEY-A00ZA	MARK, R. RADIATOR SHROUD *TYPE1*	-	1	-	-	-	-	-	-	-
5	87127-MEY-A00ZA	MARK, L. RADIATOR SHROUD *TYPE1*	-	1	-	-	-	-	-	-	-
6	87126-MEY-A10ZA	MARK, R. RADIATOR SHROUD *TYPE1*	-	-	1	-	-	-	-	-	-
7	87127-MEY-A10ZA	MARK, L. RADIATOR SHROUD *TYPE1*	-	-	1	-	-	-	-	-	-
8	61139-MEN-A10ZA	MARK, STEERING DAMPER *TYPE1*	-	-	-	1	-	-	-	-	-
9	87126-MEY-A20ZA	MARK, R. RADIATOR SHROUD *TYPE1*	-	-	-	1	-	-	-	-	-
10	87127-MEY-A20ZA	MARK, L. RADIATOR SHROUD *TYPE1*	-	-	-	1	-	-	-	-	-
11	87130-GEL-A00ZA	MARK(HONDA) *TYPE1*	1	1	1	-	-	-	-	-	-
	87130-KCZ-640ZA	*TYPE1*	-	-	-	1	-	-	-	-	-

F-31-1

MARK(CRF450X9,B,C,D)

J 3



MEY3F3101A

Ref. L.O.N. (Relative ref. Number) F.R.T.  
No. Description

NO INFORMATION .....

3

Ref. No.	Part No.	Description	Reqd. QTY							Serial No.	Parts catalogue code
			5	6	7	8	9	B	C		
1	61139-MEN-A10ZA	MARK, STEERING DAMPER *TYPE1*	-	-	-	-	1	-	-	-	
2	87126-MEY-A30ZA	MARK, R. RADIATOR SHROUD *TYPE1*	-	-	-	-	1	-	-	-	
3	87127-MEY-A30ZA	MARK, L. RADIATOR SHROUD *TYPE1*	-	-	-	-	1	-	-	-	
4	87130-KSC-A30ZA	MARK(HONDA) *TYPE1*	-	-	-	-	1	1	1	1	
5	87130-KSC-C30ZA	MARK(HONDA) *TYPE1*	-	-	-	-	1	1	1	1	
6	86191-MEY-U40ZA	MARK, R. RADIATOR SHROUD *TYPE1*	-	-	-	-	-	1	1	1	
7	86192-MEY-U40ZA	MARK, L. RADIATOR SHROUD *TYPE1*	-	-	-	-	-	1	1	1	

# PART NO. INDEX

K 1

Part Number	Address	Page	Ref.	Part Number	Address	Page	Ref.	Part Number	Address	Page	Ref.	Part Number	Address	Page	Ref.	Part Number	Address	Page	Ref.
06000				12205-MEB-P00	D2	24	3	14731-MEB-670	D4	26	14					14960-MEB-670	D7	29	23
				12206-881-310	I12	101	1	14751-MEB-670	D4	26	15	14927-MBB-000	D5	27	22	14961-MEB-670	D7	29	23
06113-MEY-670	F1	55	1	12209-GB4-682	D4	26	1	14752-MEY-670	D4	26	16					14962-MEB-670	D7	29	23
06114-MEN-670	F1	55	2	12209-KL4-005	D4	26	2	14771-MEB-670	D4	26	17	14928-MBB-000	D5	27	22	14963-MEB-670	D7	29	23
06115-MEY-670	F2	56	1	12226-MEB-670	D1	23	1	14772-MEB-670	D4	26	18					14964-MEB-670	D7	29	23
06115-MEY-671	F2	56	1		F1	55	2	14775-KGB-610	D4	26	19	14929-MBB-000	D6	28	22	14965-MEB-670	D8	30	23
06116-MEY-671	F3	57	2	12240-MEB-770	D2	24	4	14781-MAT-000	D4	26	20					14966-MEB-670	D8	30	23
06116-MEY-771	F3	57	2	12240-MEB-771	D2	24	4	14781-MEB-670	D5	27	21	14930-MBB-000	D6	28	22	14967-MEB-670	D8	30	23
06140-MEY-305	D8	30	31	12251-MEY-671	D2	24	5	14901-MBB-000	D5	27	22					14968-MEB-670	D8	30	23
06420-MEY-000	H4	77	1		F1	55	1		D6	28	23	14931-MBB-000	D6	28	22	14969-MEB-670	D8	30	23
06421-MEY-000	H4	77	2	12310-MEY-670	D1	23	2	14902-MBB-000	D5	27	22					14970-MEB-670	D8	30	23
06431-MA3-405	G14	71	1	12310-MEY-A30	D1	23	2		D6	28	23	14932-MBB-000	D6	28	22	14971-MEB-670	D8	30	23
06435-KRN-711	H1	74	1	12316-MEN-730	D1	23	3	14903-MBB-000	D5	27	22					14972-MEB-670	D8	30	23
06435-KRN-712	H1	74	1	12391-MEB-670	D1	23	4		D6	28	23	14933-MBB-000	D6	28	22	14973-MEB-670	D8	30	23
06440-KZ4-J40	G15	72	1		F1	55	1	14904-MBB-000	D5	27	22								
06451-MZ2-405	H1	74	2						D6	28	23	14934-MBB-000	D6	28	22				
				13000				14905-MBB-000	D5	27	22					15000			
									D6	28	23	14935-MBB-000	D6	28	22				
11000				13000-MEY-670	E6	44	1	14906-MBB-000	D5	27	22					15111-MEY-670	D13	35	2
11100-MEY-670	E4	42	1	13000-MEY-A20	E6	44	1		D6	28	23	14936-MBB-000	D6	28	22	15133-MEB-670	D13	35	3
11100-MEY-671	E4	42	1	13011-MEB-670	E6	44	2	14907-MBB-000	D5	27	22					15150-MEB-670	D13	35	4
11100-MEY-A20	E4	42	1	13101-MEN-730	E6	44	3		D7	29	23	14937-MBB-000	D6	28	22	15201-MEY-670	E13	51	1
11102-MEB-670	D10	32	1	13111-MEN-730	E6	44	4	14908-MBB-000	D5	27	22					15220-MEB-770	D15	37	4
	D11	33	1	13112-MAT-000	E6	44	5		D7	29	23	14938-MBB-000	D6	28	22	15331-958-000	D13	35	5
11105-MEY-670	D10	32	2	13115-156-000	D4	26	3	14909-MBB-000	D5	27	22					15332-958-000	D13	35	6
11107-MEY-670	D10	32	3	13331-360-000	E6	44	6		D7	29	23	14939-MBB-000	D6	28	22	15412-MEN-671	D15	37	5
11108-MEY-670	D10	32	4	13415-MEY-670	E3	41	1	14910-MBB-000	D5	27	22					15414-MEB-670	D15	37	6
11191-MEY-670	E4	42	2	13420-MEY-670	E7	45	1		D7	29	23	14940-MBB-000	D6	28	22	15432-MEB-670	D13	35	7
	F2	56	1	13422-MEN-A00	E7	45	2	14911-MBB-000	D5	27	22					15433-KGB-610	D13	35	8
11191-MEY-671	E4	42	2	13422-MEY-670	E7	45	2		D7	29	23	14941-MBB-000	D6	28	22	15434-MEB-670	D13	35	9
	F2	56	1					14912-MBB-000	D5	27	22					15611-KA4-710	D11	33	6
11200-MEY-671	E4	42	3	14000					D7	29	23	14942-MBB-000	D6	28	22	15650-MEY-670	D15	37	7
11200-MEY-A20	E4	42	3					14913-MBB-000	D5	27	22					15707-634-000	H13	86	34
11206-MEY-670	D13	35	1	14100-HP1-670	D4	26	4		D7	29	23	14943-MBB-000	D6	28	22	15771-551-000	H12	85	1
11210-KRN-730	E4	42	4	14100-HP1-671	D4	26	4	14914-MBB-000	D5	27	22					16000			
11331-MEY-670	D11	33	2	14102-HP1-670	D4	26	5		D7	29	23	14944-MBB-000	D6	28	22				
11333-MEB-670	D15	37	1	14103-MEB-670	D4	26	6	14915-MBB-000	D5	27	22					16010-MEN-671	E14	52	1
11340-MEY-670	D15	37	2	14105-MEB-670	D4	26	7		D7	29	23	14945-MBB-000	D6	28	22	16010-MEN-851	E14	52	1
11351-MEY-670	D11	33	3	14106-MEB-672	D4	26	8	14916-MBB-000	D5	27	22					16011-KZ3-J11	E14	52	2
11351-MEY-A30	D11	33	3	14106-MEB-673	D4	26	8		D7	29	23	14946-MBB-000	D6	28	22	16011-MEN-851	E14	52	2
11352-MEB-671	D11	33	4	14110-MEY-670	D4	26	9	14917-MBB-000	D5	27	22					16013-MEB-671	E14	52	3
	F2	56	1	14110-MEY-A20	D4	26	9		D7	29	23	14947-MBB-000	D6	28	22	16014-MEN-731	E14	52	4
11394-MEY-670	D11	33	5	14120-MEB-770	D2	24	6	14918-MBB-000	D5	27	22					16014-MEN-732	E14	52	4
	F2	56	1	14130-MEN-670	D2	24	7		D7	29	23	14948-MBB-000	D6	28	22	16014-MEY-A11	E16	54	46
11394-MEY-671	D11	33	5	14133-MEB-670	D2	24	8	14919-MBB-000	D5	27	22					16015-KRN-731	E14	52	5
	F2	56	1	14320-MEY-A20	D9	31	14		D7	29	23	14949-MBB-000	D6	28	22	16015-KSC-A11	E14	52	5
11395-MEY-670	D15	37	3	14321-MEB-671	D9	31	1	14920-MBB-000	D5	27	22					16015-MEN-851	E14	52	5
	F2	56	1	14322-MN1-670	D9	31	2		D7	29	23	14950-MBB-000	D6	28	22	16016-KSC-671	E14	52	6
11395-MEY-671	D15	37	3	14401-MEB-671	D9	31	3	14921-MBB-000	D5	27	22					16018-MEB-671	E14	52	7
	F2	56	1	14440-MEB-671	D4	26	10		D7	29	23	14951-MBB-000	D6	28	22	16018-MEY-A11	E14	52	7
				14451-MEB-670	D4	26	11	14922-MBB-000	D5	27	22					16019-MEB-671	E14	52	8
12000				14510-MEB-670	D9	31	4		D7	29	23	14952-MEB-670	D7	29	23	16021-MEB-771	E14	52	9
12100-MEY-670	D10	32	5	14515-KFO-000	D9	31	5	14923-MBB-000	D5	27	22					16021-MEN-A01	E14	52	9
12100-MEY-671	D10	32	5	14520-MEN-671	D9	31	6		D7	29	23	14954-MEB-670	D7	29	23	16028-MEB-671	E14	52	10
12191-MEY-671	D10	32	6	14560-MEN-671	D9	31	7	14924-MBB-000	D5	27	22					16028-MEN-A01	E14	52	10
	F1	55	1		F1	55	1		D7	29	23	14955-MEB-670	D7	29	23	16029-MEB-671	E14	52	11
12200-MEY-671	D2	24	1	14620-MEN-671	D9	31	8	14925-MBB-000	D5	27	22					16029-MEY-A11	E14	52	11
12204-MEB-P00	D2	24	2	14711-MEY-670	D4	26	12		D7	29	23	14957-MEB-670	D7	29	23	16032-KSC-D21	E15	53	12
				14721-MEY-670	D4	26	13	14926-MBB-000	D5	27	22					16032-MEB-671	E14	52	12
									D7	29	23	14958-MEB-670	D7	29	23				
									D5	27	22	14959-MEB-670	D7	29	23				

4

# PART NO. INDEX

K 2

Part Number	Address	Page	Ref.	Part Number	Address	Page	Ref.	Part Number	Address	Page	Ref.	Part Number	Address	Page	Ref.				
16032-MEY-D11	E15	53	12	16997-467-000	H7	80	4	17685-MEY-A20	H9	82	14	19072-MEY-A30ZA	H9	82	18	23472-KY4-900	E13	51	2
16033-MEB-671	E15	53	13		H9	82	4	17686-MEY-A20	H9	82	15	19072-MEY-U40ZA	H9	82	18	23481-MEY-671	E8	46	13
16033-MEN-A01	E15	53	13					17900-MEY-A10	G4	61	35	19101-MEY-670	I12	101	14	23481-MEY-A20	E8	46	13
16037-MEB-671	E15	53	14	17000				17910-MEY-670	G3	60	2	19102-MEY-670	I12	101	15	23482-MEN-A00	E10	48	41
16038-KRN-671	E15	53	15					17910-MEY-A20	G4	61	35	19105-MG8-000	I12	101	16	23491-MEY-670	E8	46	14
16038-MEB-671	E15	53	15	17207-MEY-670	H12	85	2	17913-KB7-000	G3	60	3	19107-MG8-000	I12	101	17		E9	47	14
16046-MEB-671	E15	53	16	17211-MEY-A30	H14	87	45	17920-MEY-670	G3	60	4	19110-MEY-670	I13	102	18	23491-MEY-671	E8	46	14
16060-MEB-671	E15	53	17	17212-MEN-670	H12	85	3	17950-MEY-670	G3	60	5	19114-MEY-670	I13	102	19		E9	47	14
16060-MEY-671	E15	53	17	17213-KSC-000	H12	85	4	17950-MEY-A20	G3	60	5	19215-MEY-670	D14	36	1	23491-MEY-672	E9	47	14
16072-MEN-731	E16	54	46	17214-MEN-670	H12	85	5					19217-MAL-300	D14	36	2	23491-MEY-A20	E9	47	14
16076-ND5-004	E16	54	48	17217-MEB-770	H12	85	6	18000				19221-MEY-670	D14	36	3	23801-MEY-670	E9	47	15
16080-HP1-601	E15	53	18	17218-KSC-000	H12	85	7					19225-MEY-670	D14	36	4	23802-KSC-670	E9	47	16
16080-MEB-671	E15	53	18	17218-KZ3-860	H12	85	8	18291-MEB-670	F1	55	1	19226-MEB-670	D14	36	5	23810-MEN-730	D15	37	8
16081-MEB-671	E15	53	19	17218-MEN-A20	H12	85	8		H15	88	1		F2	56	1	23810-MEY-A30	D15	37	8
16083-MEB-671	E15	53	20	17219-MEY-670	H12	85	9	18292-MV4-000	H15	88	2					23812-MEY-670	D15	37	9
16088-MEN-731	E16	54	47	17221-MEY-670	H12	85	10	18293-GZ5-000	G1	58	1	19241-MEY-670	D14	36	6	23812-MEY-671	D15	37	9
16100-MEY-672	E15	53	21	17221-MEY-A30	H12	85	10	18293-MCA-A20	H15	88	3	19506-KS6-700	I13	102	20				
16100-MEY-673	E15	53	21	17223-MEY-670	H12	85	11	18300-MEY-670	H15	88	4	19508-KA3-710	H15	88	11				
16100-MEY-674	E15	53	21	17224-KN5-670	H12	85	12	18300-MEY-A20	H15	88	4	19523-KRN-730	D2	24	13	24000			
16100-MEY-D11	E15	53	21	17225-KN5-670	H12	85	13	18320-MEY-670	H15	88	5					24211-MEY-670	E11	49	1
16100-MEY-D22	E15	53	21	17231-MEY-670	H12	85	14	18323-MEY-670	H15	88	6	22000				24221-MEY-671	E11	49	2
16112-HP1-A01	E15	53	22	17233-KCZ-J20	G3	60	1	18323-MEY-A30	H15	88	6	22100-MEY-670	D12	34	1	24231-MEY-671	E11	49	3
16112-MEB-671	E15	53	22		G4	61	36	18325-MEY-670	H15	88	7	22106-MEY-670	D12	34	2	24241-MEY-670	E11	49	4
16112-MEY-A11	E15	53	22	17250-MEY-670	H12	85	15	18334-ML3-680	H9	82	16	22120-MEY-670	D12	34	3	24242-MEN-730	E11	49	5
16157-MEN-671	E15	53	23	17253-MEY-670	H12	85	16	18340-MEY-A20	H15	88	8	22201-MEB-670	D12	34	4	24311-MEY-670	E11	49	6
16157-MEN-A01	E15	53	23	17291-KSC-000	H12	85	17	18360-MEY-670	H15	88	8	22201-MEN-670	D12	34	5	24312-KA3-741	E11	49	7
16163-MEB-671	E15	53	24	17316-611-000	H12	85	19	18375-MEN-670	H15	88	9	22321-KZ3-690	D12	34	6	24315-HA0-000	E11	49	8
16165-MEB-671	E15	53	25	17316-MN1-670	H12	85	18	18375-MEN-A00	H15	88	9	22351-MEY-670	D12	34	7	24321-MEB-670	E11	49	9
16165-MEY-A11	E15	53	25	17358-HA0-680	H12	85	20	18392-MEB-670	H15	88	10	22352-KAE-770	D12	34	8	24322-MM4-000	E11	49	10
16172-MEB-671	E15	53	26	17359-KT1-780	H12	85	21	18392-MEY-670	H15	88	10	22401-MEN-670	D12	34	9	24324-KA3-711	E11	49	11
16177-MEB-671	E15	53	27	17370-419-700	H12	85	22	18601-MBW-003	E4	42	5	22810-MEY-670	E4	42	6	24325-KA3-711	E11	49	12
16178-MEB-671	E15	53	28	17372-MEB-670	H13	86	23					22813-MEB-670	E4	42	7	24326-KBH-901	E11	49	13
16178-MEN-851	E15	53	29	17372-MEN-A10	H13	86	23	19000				22838-MEY-670	E4	42	8	24328-MEB-670	E11	49	14
16179-428-670	E15	53	30	17373-KC1-J10	H13	86	24					22851-MEY-670	D12	34	10	24329-KA3-740	E11	49	15
16179-KZ4-690	E15	53	29	17374-MEN-730	H13	86	25	19010-MEY-671	I12	101	2	22870-MEY-670	G3	60	6	24430-KA3-740	E11	49	16
16179-MEY-671	E15	53	30	17374-MEN-A10	H13	86	25	19010-MEY-D30	I12	101	2	22870-MEY-A20	G3	60	6	24435-KA4-770	E11	49	17
16185-MEN-671	E15	53	31	17375-MEB-670	H13	86	26	19015-MEY-671	I12	101	3					24610-MEY-670	E11	49	18
16196-MEB-671	E15	53	32	17509-KZ3-B00	H7	80	5	19033-MEY-670	I12	101	4	23000				24651-MEB-670	E11	49	19
16196-MEN-851	E15	53	32		H9	82	5	19034-MEY-670	I12	101	5					24652-HA0-000	E11	49	20
16197-MEB-671	E16	54	33	17510-MEY-670	H7	80	6	19037-KRN-641	I12	101	6	23121-MEY-670	E3	41	2	24700-MEY-670	H16	89	1
16198-MEY-671	E16	54	34	17510-MEY-A20	H9	82	6	19037-MEN-E31	I12	101	6	23210-MEY-670	E8	46	1				
16199-MEB-671	E16	54	35	17514-MEB-670	H7	80	7	19046-MEN-E31	I12	101	9	23210-MEY-A20	E8	46	1	28000			
16199-MEY-671	E16	54	36	17515-MEN-730	H7	80	8	19051-KRN-000	I12	101	7	23221-MEY-670	E8	46	2	28102-ME9-000	E3	41	3
16203-MEY-671	E16	54	37	17516-MEN-730	H7	80	9	19052-MAC-680	I12	101	8	23221-MEY-671	E8	46	2	28110-MEY-670	E3	41	4
16203-MEY-D11	E16	54	37		H9	82	7	19055-KRN-641	I12	101	9	23221-MEY-A20	E8	46	2	28115-MEY-670	E3	41	5
16203-MEY-D21	E16	54	37	17517-MEN-730	H7	80	10	19062-MEY-670	I12	101	10	23225-MEN-730	E8	46	3	28120-MEY-671	E3	41	6
16210-MEB-670	D2	24	9		H9	82	8	19064-KRN-000	I12	101	11	23411-MEY-670	E8	46	4	28125-MEY-671	E3	41	7
16218-MCA-000	D2	24	10	17518-KZ4-710	H7	80	11	19064-MEY-670	I12	101	12	23421-MEY-670	E8	46	5	28127-MS2-612	E3	41	8
16218-MCJ-000	D2	24	11		H9	82	9	19065-MEY-670	I12	101	13	23431-MEY-670	E8	46	6	28130-MEY-670	E3	41	9
16222-MV4-300	D2	24	12	17521-MEN-730	H7	80	12	19071-MEY-670ZA	H7	80	18	23432-HN1-A40	E10	48	40	28141-MEY-670	E3	41	10
16240-MEN-730	D11	33	7		H9	82	10	19071-MEY-A00ZA	H7	80	18	23432-MEY-670	E8	46	7	28150-MEY-670	E3	41	11
16950-KSC-003	H7	80	1	17522-MEN-730	H7	80	13	19071-MEY-A10ZA	H7	80	18	23441-MEY-670	E8	46	8	28211-MEY-670	E13	51	3
16950-KSC-A21	H9	82	1	17620-MEN-730	H7	80	14	19071-MEY-A20ZA	H9	82	17	23441-MEY-A20	E8	46	8	28215-MEB-670	E13	51	4
16952-HM8-003	H7	80	2		H9	82	11	19071-MEY-A30ZA	H9	82	17	23451-MEY-671	E8	46	9	28221-MEB-770	E13	51	5
16952-KCY-671	H9	82	2	17624-KT1-780	H7	80	15	19071-MEY-U40ZA	H9	82	17	23451-MEY-672	E8	46	9	28223-KA4-740	E13	51	6
16955-KSC-A21	H9	82	3		H9	82	12	19072-MEY-670ZA	H7	80	19	23451-MEY-A20	E8	46	9	28231-MEY-670	E13	51	7
16955-MEY-670	H7	80	3	17682-MEN-730	H7	80	16	19072-MEY-A00ZA	H7	80	19	23461-MEY-670	E8	46	10	28232-KZ3-L20	E13	51	8
16955-MEY-671	H7	80	3	17682-MEY-A20	H9	82	13	19072-MEY-A10ZA	H7	80	19	23462-MEY-670	E8	46	11	28251-MEN-670	E13	51	9
16961-MCT-010	D10	32	7	17685-MEY-670	H7	80	17	19072-MEY-A20ZA	H9	82	18	23471-MEY-670	E8	46	12				

4



# PART NO. INDEX

K 4

Part Number	Address	Page	Ref.	Part Number	Address	Page	Ref.	Part Number	Address	Page	Ref.	Part Number	Address	Page	Ref.
51520-MEY-003	G12	69	22	52438-KA4-741	I6	95	19	53300-MEY-A20	G7	64	8	83610-MEY-A30	H11	84	4
51520-MEY-A21	G12	69	22	52440-MEN-671	I6	95	20	53700-MEY-A21	G7	64	9				
51580-MEY-003	G12	69	23	52451-KZ3-891	I6	95	21	53701-MEY-A21	G7	64	10	84000			
51580-MEY-A21	G12	69	23	52452-KS7-831	I6	95	22	53711-MEN-A11	G7	64	11				
51610-MEY-000ZA	G12	69	24	52453-KRN-711	I6	95	23	53712-MEN-A11	G7	64	12	84706-415-000	H8	81	20
51614-KZ4-J41ZA	G16	73	15	52455-KZ3-J21	I6	95	24	53721-MEY-A21	G7	64	13				
51620-MEN-000ZA	G12	69	25	52463-KZ4-J40	I6	95	25	53731-MEN-A11	G7	64	14	86000			
				52464-KRN-710	I7	95	26	53754-MEN-A11	G7	64	15				
52000				52464-KZ4-J20	I7	95	27	53755-MEN-A11	G7	64	16	86150-KPG-901	G6	63	7
				52465-MEY-000	I7	95	28	53756-MEY-A21	G7	64	17		G7	64	22
52101-KZ4-J40	I3	92	6	52466-KRN-710	I7	95	29	53757-MEN-A11	G7	64	18	86191-MEY-U40ZA	J3	108	6
52141-MEN-710	I3	92	7	52473-KZ4-J20	I7	95	30	53758-MEY-A21	G7	64	19	86192-MEY-U40ZA	J3	108	7
52142-KZ4-J40	I3	92	8	52475-KZ4-J20	I7	95	31	53782-MEY-A20	G7	64	20				
52143-KZ3-860	I3	92	9	52476-KZ4-J20	I7	95	32	53783-MEY-A20	G7	64	21	87000			
52143-KZ4-J40	I3	92	10	52479-MEY-000	I7	95	33								
52146-KRN-711	I3	92	11	52479-MEY-A20	I7	95	33	61000				87126-MEY-670ZA	J2	107	1
52146-MEN-J00	I4	93	37	52486-KZ3-J21	I7	95	34	61110-MEN-670	G10	67	1	87126-MEY-A00ZA	J2	107	4
52147-KRN-710	I3	92	12	52487-KA4-831	I7	95	35	61139-MEN-A10ZA	J2	107	8	87126-MEY-A10ZA	J2	107	6
52147-MEN-J00	I4	93	38	52487-MEN-A11	G7	64	3					87126-MEY-A20ZA	J2	107	9
52148-MEN-000	I3	92	13									87126-MEY-A30ZA	J3	108	2
52160-MEN-000	I3	92	14	53000				61300-KSC-000ZA	G1	58	9	87127-MEY-670ZA	J2	107	2
52170-MEY-000	I3	92	15					61300-KSC-A30ZA	G1	58	14	87127-MEY-A00ZA	J2	107	5
52171-KR6-000	I3	92	16	53100-MEN-670	G6	63	2	61300-MEY-A20ZA	G1	58	14	87127-MEY-A10ZA	J2	107	7
52175-MEN-000	I3	92	17					61300-MEY-A30ZA	G1	58	14	87127-MEY-A20ZA	J2	107	10
52176-MEN-710	I3	92	18	53121-MEN-670	G6	63	3	61302-KSC-A20	G1	58	15	87127-MEY-A30ZA	J3	108	3
52200-MEY-000	I3	92	19	53121-MEN-671	G6	63	3	61304-958-003	I8	97	1	87130-GEL-A00ZA	J2	107	3
52200-MEY-A20	I3	92	19												
52400-MEY-671	I5	94	1	53132-KA3-831	G6	63	4	64000				87130-KCZ-640ZA	J2	107	11
52400-MEY-A21	I5	94	1									87130-KSC-A30ZA	J3	108	4
52400-MEY-A31	I5	94	1	53132-KZ4-J20	G6	63	4	64308-GG2-000	H13	86	30	87130-KSC-C30ZA	J3	108	5
52400-MEY-D31	I5	94	1					64508-KV3-000	H13	86	31	87507-KZ3-B10	J1	106	1
52401-MEB-751	I5	94	2	53133-KA3-832	G6	63	5					87507-KZ3-B90	J1	106	1
52401-MEN-A21	I5	94	2					77000				87507-MEY-D30	J1	106	4
52402-MEB-751	I5	94	2	53140-MEB-671	G3	60	11					87516-KZ1-600	I7	95	36
52402-MEN-A21	I5	94	2	53165-GBF-J60	G3	60	12	77100-MEY-670	H11	84	1	87516-KZ1-881	I7	95	37
52403-MEB-751	I5	94	2	53166-GBF-J60	G3	60	13	77100-MEY-A10	H11	84	1	87516-MEN-E30	I7	95	36
52403-MEN-A21	I5	94	2	53167-MEB-671	G3	60	14	77100-MEY-A20	H11	84	1				
52404-MEB-751	I5	94	2	53167-MEB-672	G3	60	14	77100-MEY-A30	H11	84	1	87560-GBF-770	J1	106	2
52410-MEY-671	I5	94	3	53168-KSC-000	G3	60	15	77100-MEY-U40	H11	84	1	87560-MEN-E30	J1	106	3
52410-MEY-A21	I5	94	3	53168-KSC-010	G3	60	15	77101-MEY-670	H11	84	2	87560-ML3-970	J1	106	2
52410-MEY-A31	I5	94	3	53169-MEB-670	G4	61	16	77101-MEY-A10	H11	84	2				
52410-MEY-D31	I5	94	3	53170-MEB-003	G5	62	11	77101-MEY-A20	H11	84	2	89000			
52419-KZ3-J21	I5	94	4	53172-KSC-000	G4	61	17	77101-MEY-A30	H11	84	2				
52421-MEY-671	I5	94	5	53173-KSC-000	G4	61	18	77101-MEY-U40	H11	84	2	89201-KS6-810	I16	105	1
52421-MEY-A21	I5	94	5	53174-KCE-670	G4	61	19					89212-KZ4-J40	I16	105	2
52422-KZ3-J31	I6	95	6	53174-KN5-006	G5	62	12	80000				89216-MEB-670	I16	105	3
52423-KZ3-J21	I6	95	7	53176-ML3-791	G5	62	13					89301-KA4-811	I16	105	4
52425-381-771	I6	95	9	53177-KSC-000	G4	61	20	80101-MEY-670ZA	I8	97	2				
52425-MEY-671	I6	95	8	53178-KSC-000	G4	61	21	80101-MEY-A30ZA	I8	97	2	90000			
52425-MEY-D31	I6	95	8	53179-MEN-671	G4	61	22	80103-GJ5-000	G2	59	5				
52426-MEN-711	I6	95	10	53189-GCS-000	H13	86	29	80130-KSC-000	I9	98	3	90001-GB4-000	I13	102	22
52427-KZ3-891	I6	95	11	53190-MEN-670	G4	61	23					90001-MEB-670	D1	23	5
52428-KRN-711	I6	95	12	53192-MEN-670	G4	61	24	83000				90001-MEN-850	E4	42	9
52429-KZ3-J41	I6	95	13	53214-KZ3-861	G9	66	3					90002-MEB-670	D1	23	6
52431-KZ3-J31	I6	95	14	53214-KZ4-701	G9	66	4	83501-MG7-000	G1	58	10	90002-MEB-770	D2	24	15
52434-KZ3-J21	I6	95	15	53219-MEY-000	G9	66	5	83510-MEY-670	H11	84	3	90003-KRN-670	E4	42	9
52434-KZ3-J31	I6	95	16	53219-MEY-A20	G9	66	5	83510-MEY-A30	H11	84	3	90003-MEB-770	D2	24	16
52435-KZ3-J21	I6	95	17	53229-KZ4-J30	G9	66	6	83512-KA4-700	H15	88	12	90004-GHB-600	D9	31	9
52436-MEN-671	I6	95	18	53300-KSC-000	G6	63	6	83610-MEY-670	H11	84	4		D11	33	20
												90004-GHB-670	D9	74	17
												90005-896-000	E1	39	4
												90005-MCJ-000	D2	24	17
												90006-MEB-670	D8	30	24
												90012-MEB-670	D2	24	18
												90013-MEY-670	E3	41	12
												90017-MEY-670	E3	41	13
												90018-MEY-670	E3	41	14
												90018-ZA5-000	H8	81	21
													H9	82	19
												90022-MG8-000	E11	49	21
												90022-MM5-000	D12	34	11
												90023-MEN-670	D15	37	10
												90031-MEB-670	E4	42	10
												90038-KY4-900	E7	45	3
												90071-MB0-000	E2	40	7
												90071-MF5-000	E9	47	17
													E11	49	22
												90084-MN8-010	D15	37	11
												90087-KW3-000	D11	33	8
												90088-MEB-670	D9	31	11
												90101-KCE-000	H15	88	13
												90101-KRN-730	H8	81	22
													H9	82	20
												90101-KZ3-J50	H15	88	15
													I14	103	17
												90101-KZ4-J40	I1	90	8
												90101-MAC-680	H16	89	11
												90101-MEN-670	I14	103	18
												90102-MEN-710	H11	84	5
												90102-MEY-670	I14	103	19
												90102-SP1-003	I9	98	4
												90103-KRN-000	H16	89	20
												90103-MEB-670	I14	103	20
												90103-MEN-710	H11	84	6
												90104-MEY-670	I14	103	21
												90105-MAC-680	G16	73	16
													H5	78	20
												90105-MEN-000	I3	92	2

# PART NO. INDEX

K 5

Part Number	Address	Page	Ref.	Part Number	Address	Page	Ref.	Part Number	Address	Page	Ref.	Part Number	Address	Page	Ref.
90114-166-006	G5	62	15	90433-MEY-670	E7	45	5	90545-300-000	G5	62	17	91201-MEB-671	E4	42	19
90114-MAC-780	G16	73	17	90435-HB3-000	E11	49	23		H3	76	13	91201-ML3-873	E10	48	37
	H2	75	11	90437-611-000	E1	39	6	90554-728-940	E13	51	13		F2	56	2
90115-KV3-700	I3	92	21	90441-KA4-700	E7	45	6	90554-KA5-680	E9	47	29	91202-MEY-671	E5	43	20
90116-KCY-671	E1	39	5		E9	47	19	90602-259-010	E9	47	30	91203-KA4-771	E5	43	21
90122-KRN-000	I14	103	17		E11	49	24	90602-MEB-670	D15	37	14	91203-MEB-671	E5	43	22
	I15	104	22	90441-KRM-840	E7	45	6	90603-MEB-670	D3	25	24	91204-HP1-601	D15	37	16
90122-MEN-670	I15	104	22		E9	47	19	90604-MEB-670	E4	42	14	91204-KF0-003	D11	33	10
90123-KZ4-J40	H15	88	14		E11	49	24	90608-072-000	D12	34	16	91204-KRN-671	D15	37	16
90123-MEN-670	H15	88	15	90441-KRN-670	E4	42	11	90610-MEB-670	E4	42	15	91205-MEB-671	E5	43	23
90124-KZ4-J40	G6	63	10	90442-397-000	D9	31	12	90650-KV6-003	G4	61	27	91207-ML3-871	E10	48	38
	G8	65	25		F1	55	2		I11	100	8	91251-444-000	H16	89	14
90124-MEB-770	I3	92	22	90444-430-000	E9	47	20	90651-HN6-A51	H10	83	23	91251-KSC-003	G16	73	22
90125-KA4-000	H5	78	21	90444-611-920	D8	30	25	90651-KV6-003	I11	100	9	91251-KZ4-J21	H5	78	29
90125-MEY-A20	G8	65	26	90445-ML3-871	E9	47	21	90651-MA5-671	G5	62	18	91253-KZ3-861	I4	93	30
90130-KZ4-J20	I7	95	38	90446-357-000	E9	47	24	90651-MEN-A11	G8	65	31	91254-KSC-003	G12	69	29
90130-KZ4-J40	I7	95	39		E13	51	12	90652-KY4-900	D13	35	10	91256-383-721	D11	33	11
90130-MEN-840	I8	96	57	90446-KA4-740	E9	47	22	90652-MEN-A11	G8	65	32		F2	56	2
90131-MEN-840	I7	95	38	90446-ML3-870	E9	47	23	90661-GHB-610	H13	86	34	91256-KZ3-731	I8	96	51
90131-MEY-000	I7	95	40	90447-KE1-000	D14	36	7	90705-PFF-300	H16	89	13	91256-KZ3-A71	G12	69	30
90145-MS9-612	G5	62	16		F2	56	2	90751-GK1-003	D15	37	15	91257-KZ3-891	I8	96	52
	H2	75	12	90451-155-000	E12	50	25		F2	56	2	91257-MEB-751	G12	69	31
90147-KPB-J10	G1	58	11	90451-KY2-000	E9	47	25					91258-KZ3-B01	G8	65	33
90152-MEB-750	I7	95	41	90451-MEN-730	D12	34	14	91000					G12	69	32
90153-KZ4-710	I8	96	42	90451-MEY-670	E9	47	26					91262-KZ3-731	I8	96	53
90170-MEB-670	H15	88	16	90452-323-000	F3	57	2	91001-147-003	D12	34	17	91283-ML7-003	I4	93	31
90201-MEB-670	D2	24	20	90453-KCY-670	D3	25	23	91001-KA4-003	D14	36	9	91301-KZ3-711	G12	69	33
90204-634-000	D3	25	21	90459-357-000	E9	47	27	91001-KSK-671	E10	48	31	91302-PA9-003	D16	38	17
90206-KM3-000	D3	25	22	90461-KZ3-J10	D12	34	15	91001-MEY-671	E4	42	16		F2	56	2
90231-KY4-900	E7	45	4	90463-ML7-000	D11	33	9	91001-ML3-873	E10	48	32	91303-377-000	D16	38	18
90235-KA4-000	D12	34	12		D14	36	8	91002-MEY-671	E4	42	17		F2	56	2
90301-088-660	I11	100	7		F2	56	2	91003-KF0-008	D8	30	26	91305-KF0-003	D11	33	12
90301-473-003	G16	73	19	90465-MC4-000	H5	78	26	91003-MBN-671	E10	48	33		F2	56	2
	H5	78	22	90474-333-000	D15	37	13	91004-MEB-671	E7	45	7	91305-PE2-003	F3	57	2
	I4	93	23		E4	42	12	91005-MEB-671	E7	45	8	91307-035-000	D11	33	13
90301-782-000	G4	61	31		F2	56	2	91006-HA0-003	E5	43	33		D16	38	19
90301-KZ4-J40	G16	73	18	90482-567-000	D9	31	13	91006-MEY-671	E10	48	34		F2	56	2
90302-KZ3-J40	I15	104	23	90488-425-000	E4	42	13	91007-MEN-731	E10	48	35	91307-611-000	I13	102	25
90303-KRN-000	I13	102	23		F2	56	2	91008-MEY-671	E12	50	26	91309-425-003	E2	40	8
90304-GE8-003	I2	91	6	90501-124-000	G1	58	12	91011-GCT-003	I4	93	27		F3	57	2
90304-KZ4-J30	G6	63	11	90501-GBL-730	I4	93	26	91012-KA3-710	E10	48	36	91312-KE7-003	D3	25	25
	G8	65	27	90501-KRN-000	H13	86	33	91012-PN6-701	E3	41	16		F1	55	2
90305-GK8-000	H13	86	32	90501-KRN-710	I8	96	45	91015-KZ4-701	G9	66	9	91319-ME5-003	G16	73	23
90305-KZ3-B01	I4	93	24	90501-KSC-670	E9	47	28	91022-KA4-740	E4	42	18	91320-KE1-000	D14	36	11
90305-KZ4-J20	H5	78	23	90501-KZ4-J20	H8	81	24	91051-KSC-003	I8	96	47	91320-MB0-000	E2	40	9
90306-KBP-901	I8	96	43		H10	83	22					91351-KRN-711	I8	96	54
90306-KZ4-711	G6	63	12	90501-KZ4-J40	I8	96	46	91051-KZ4-J21	H5	78	27	91351-KZ3-731	I8	96	55
	G8	65	28	90501-MEN-670	G4	61	26	91052-KZ4-J21	H5	78	28	91351-MAC-671	I8	96	56
	I8	96	44	90501-MEY-670	I8	97	3	91053-719-005	E5	43	32	91351-MEN-A11	G8	65	34
90309-357-000	I4	93	25	90503-KZ4-J40	G6	63	13	91053-KZ4-J21	I8	96	48	91352-MEN-A11	G8	65	35
90309-ML3-791	H5	78	24		G8	65	29	91062-MAC-681	G16	73	20	91353-MEN-A11	G8	65	36
90380-KSC-000	I9	98	5	90503-MEY-670	I15	104	25	91071-MJ0-003	I4	93	28	91355-759-003	D14	36	12
90401-HP1-670	E9	47	20	90504-MEY-670	I15	104	26	91072-KZ3-861	I4	93	29		F3	57	2
90401-KZ4-J20	H5	78	25	90506-430-000	G10	67	2	91074-KRN-711	I8	96	49	91356-KZ3-003	G13	70	34
90401-MEY-670	D15	37	12	90507-KA3-830	G6	63	14	91074-MAC-741	I8	96	50	91356-MW0-003	G13	70	35
90402-KW6-960	E3	41	15		G8	65	30	91102-KGB-611	D8	30	27	91410-679-000	D11	33	14
90403-KA3-830	I13	102	24	90512-KRN-730	H16	89	12	91104-KCW-003	D12	34	18	91540-S30-003	I11	100	13
90410-HC4-000	I15	104	24	90512-KZ4-J20	G10	67	3	91201-148-003	D14	36	10	91560-MS8-600	H8	81	25
90421-HA2-010	D12	34	13	90543-MV9-670	D1	23	7	91201-KS6-004	G16	73	21		H10	83	24









# PART NAME INDEX

L 2

Part name	Address	Page	Ref.	Part name	Address	Page	Ref.	Part name	Address	Page	Ref.
BOLT, FLANGE, 8X40 .....	G12	69	26	BRACKET SUB ASSY., L. FR.				CHAMBER SET, FLOAT .....	E14	52	5
	G14	71	15	CALIPER	G14	71	12	CIRCLIP .....	G5	62	18
BOLT, FLANGE, 8X45 .....	G6	63	9	BRACKET SUB ASSY., RR. ....	H1	74	7		G8	65	31
	G7	64	24	BRACKET, L. HANDLE LEVER .....	G4	61	17		H2	75	9
	G9	66	8	BRACKET, L. STEP .....	I1	90	3	CIRCLIP, 8MM .....	D13	35	10
BOLT, FLANGE, 8X65 .....	E5	43	31	BRACKET, R. STEP .....	I1	90	2	CIRCLIP, EXTERNAL, 14MM .....	E12	50	28
BOLT, FR. DISK COVER .....	G16	73	17	BRIDGE COMP., FORK TOP .....	G6	63	6	CIRCLIP, EXTERNAL, 17MM .....	E13	51	15
	H2	75	11		G7	64	8	CIRCLIP, EXTERNAL, 19MM .....	E13	51	16
BOLT, HANDLE LEVER PIVOT .....	G4	61	25	BULB, HEADLIGHT .....	G1	58	8	CIRCLIP, EXTERNAL, 25MM .....	E9	47	30
	G5	62	15	BUSH B, SLIDER .....	G11	68	11	CIRCLIP, INTERNAL, 14MM .....	D16	38	22
BOLT, HEAD COVER .....	D1	23	5	BUSH C, SLIDER .....	G12	69	17	CIRCLIP, INTERNAL, 42MM .....	D8	30	28
				BUSH, GUIDE .....	G11	68	7				
BOLT, HEX., 6X16 .....	E7	45	3	BUSH, SLIDER .....	G11	68	8	CIRCLIP, SPECIAL INTERNAL,			
	E12	50	27					24MM	D15	37	14
	E13	51	14	[ C ]				CIRCLIP, SPECIAL, 12MM .....	D3	25	24
BOLT, HEX., 8X47.5 .....	I3	92	20	CABLE ASSY., SPEEDOMETER .....	G2	59	2	CIRCLIP, SPECIAL, 33MM .....	E4	42	14
BOLT, KICK ARM .....	H16	89	11					CLAMP .....	I9	98	2
				CABLE ASSY., THROTTLE .....	G4	61	35	CLAMPER A, FR. BRAKE HOSE .....	G11	68	1
BOLT, KICK JOINT .....	H16	89	4	CABLE COMP. A, THROTTLE .....	G3	60	2	CLAMPER B, FR. BRAKE HOSE .....	G11	68	3
BOLT, LINK, 12X120 .....	I7	95	40	CABLE COMP. B, THROTTLE .....	G3	60	4	CLAMPER COMP., AIR VENT TUBE ..	D11	33	7
BOLT, LINK, 12X81.5 .....	I7	95	39	CABLE COMP., CLUTCH .....	G3	60	6	CLAMP B, TUBE, 12.5MM .....	H13	86	34
BOLT, LINK, 12X82 .....	I8	96	57	CABLE COMP., HOT STARTER .....	G3	60	5	CLAMP B, WATER HOSE .....	I13	102	20
BOLT, LINK, 12X92 .....	I7	95	38	CABLE COMP., THROTTLE .....	G4	61	35	CLAMP, MASTER CYLINDER OIL			
BOLT, LINK, 12X96 .....	I7	95	38	CABLE, BATTERY EARTH .....	I10	99	7	HOSE	H13	86	28
BOLT, OIL, 10X22 .....	G5	62	16	CABLE, INNER .....	G2	59	3	CLAMP, TUBE .....	H10	83	23
	H2	75	12	CABLE, STARTER MAGNETIC				CLIP .....	E16	54	47
				BATTERY	I10	99	3	CLIP A, BREATHER TUBE .....	H12	85	18
BOLT, PIN .....	H1	74	5	CABLE, STARTER MOTOR .....	I10	99	4	CLIP, 2X60 .....	D11	33	14
BOLT, PLUG .....	G12	69	18	CALIPER SUB ASSY., L. FR.				CLIP, BREATHER TUBE .....	H12	85	19
BOLT, PROTECTOR .....	G12	69	28	BRAKE	G14	71	11	CLIP, HARNESS BAND .....	I11	100	13
BOLT, RECESSED, 5X28 .....	D2	24	17	RR. BRAKE	H1	74	6	CLIP, OIL DRAIN TUBE .....	H12	85	1
BOLT, RECESSED, 6X10 .....	D11	33	15	CAMSHAFT COMP. ....	D4	26	9		H13	86	34
BOLT, SEALING, 16MM .....	I12	101	1	CAP ASSY., FUEL TANK .....	H7	80	14	CLIP, PISTON PIN, 12MM .....	D4	26	3
BOLT, SETTING .....	E2	40	4		H9	82	11	CLIP, PISTON PIN, 19MM .....	E6	44	5
BOLT, SIDE STAND PIVOT .....	I2	91	5	CAP ASSY., NOISE SUPPRESSOR ...	I11	100	4	CLIP, PULSER CORD .....	I15	104	33
BOLT, SOCKET, 5X20 .....	E1	39	5	CAP ASSY., RESERVE TANK .....	I12	101	16	CLIP, TUBE .....	D10	32	9
BOLT, SOCKET, 5X9 .....	I10	99	10	CAP COMP., CHAMBER .....	I6	95	23		E16	54	40
BOLT, SOCKET, 8X45 .....	D8	30	24	CAP COMP., RADIATOR .....	I12	101	6		H8	81	26
BOLT, SPECIAL KNOCK, 7X10.4 ..	D9	31	2	CAP, 14MM .....	D15	37	11		H13	86	41
BOLT, SPECIAL, 12X47 .....	E3	41	12	CAP, 30MM .....	D11	33	8		I13	102	26
BOLT, SPECIAL, 5X9 .....	H8	81	22	CAP, AIR VALVE .....	I6	95	9				
	H9	82	20	CAP, BLEEDER .....	G14	71	3	CLUTCH, ONE WAY .....	E3	41	7
BOLT, SPECIAL, 6MM .....	H11	84	6		H1	74	12	COCK ASSY., FUEL .....	H7	80	1
	H15	88	16	CAP, END .....	G7	64	18		H9	82	1
BOLT, SPECIAL, 8MM .....	H11	84	5	CAP, MASTER CYLINDER .....	G5	62	4	COIL ASSY., IGNITION .....	I11	100	3
BOLT, STATOR COVER SETTING ...	H8	81	21		H2	75	4	COLLAR .....	H8	81	20
	H9	82	19	CAP, OIL FILLER .....	D11	33	6	COLLAR A .....	H8	81	24
BOLT, STEP, 12MM .....	I1	90	8	CAP, RIM HOLE .....	H5	78	18		H10	83	22
BOLT, STOPPER .....	E15	53	19	CAP, VALVE .....	G15	72	2	COLLAR A, CONNECTING ROD .....	I7	95	30
BOLT, STUD, 12X148 .....	E4	42	10		H5	78	16	COLLAR B, CUSHION .....	I7	95	27
BOLT, STUD, 8X22 .....	D3	25	26	CARBURETOR ASSY. ....	E15	53	21	COLLAR C, CUSHION ARM .....	I6	95	25
BOLT, UBS, 8X33 .....	E9	47	18	CASE COMP., AIR CLEANER .....	H12	85	15	COLLAR D, CUSHION ARM .....	I7	95	26
BOLT, WIRE ADJUSTING .....	G4	61	24	CASE COMP., DAMPER .....	I6	95	8	COLLAR D, CUSHION ARM SIDE .....	I7	95	29
BOOT B .....	G14	71	10	CASE COMP., ROD GUIDE .....	I6	95	13	COLLAR, 20X22X10 .....	E13	51	2
	H1	74	16	CASE, DAMPER .....	G7	64	10	COLLAR, 25X28X10 .....	E10	48	41
BOOT COMP. ....	G5	62	2	CENTER, CLUTCH .....	D12	34	3	COLLAR, 28X25X10.5 .....	E10	48	40
	H2	75	3	CENTER, GEARSHIFT DRUM .....	E11	49	7	COLLAR, 6.5X11X3 .....	I14	103	16
BOOT, PIN BUSH .....	G14	71	9	CHAIN, CAM .....	D9	31	3	COLLAR, AIR CLEANER .....	H13	86	33
	H1	74	15	CHAIN, DRIVE .....	I3	92	1				
BOX ASSY., SPEEDOMETER GEAR ..	G16	73	13								

# PART NAME INDEX

L 3

Part name	Address	Page	Ref.	Part name	Address	Page	Ref.	Part name	Address	Page	Ref.
COLLAR, CHAIN GUIDE .....	I3	92	13	COVER, THROTTLE CABLE .....	G3	60	3	EMBLEM, PRODUCT .....	G7	64	22
COLLAR, CHAIN TENSIONER .....	I3	92	14	COVER, WATER PUMP .....	D14	36	3	E-RING, 3MM .....	H13	86	40
COLLAR, CLUTCH OUTER .....	D12	34	2	CRANKCASE COMP., L. ....	E4	42	3	[ F ]			
COLLAR, COUNTERSHAFT .....	E8	46	3	CRANKCASE COMP., R. ....	E4	42	1	FENDER SET, RR. ....	I8	97	2
COLLAR, COUNTERSHAFT SECOND				CRANKSHAFT COMP. ....	E6	44	1	FENDER SUB ASSY., FR. ....	G10	67	1
GEAR	E8	46	7	CUSHION ASSY., RR. ....	I5	94	1	FILTER COMP., ENGINE OIL .....	D15	37	5
COLLAR, DRIVE SPROCKET .....	E9	47	16	CUSHION, C.D.I. UNIT .....	I11	100	1	FLAP, TIRE .....	G15	72	11
COLLAR, ENGINE GUARD .....	I15	104	26	CUSHION, HANDLE PIPE .....	G6	63	5	FLOAT SET .....	E14	52	3
COLLAR, ENGINE GUARD FR. ....	I15	104	25	CYLINDER ASSY., RR. MASTER .....	G7	64	7	FLYWHEEL COMP. ....	E1	39	1
COLLAR, FR. DISTANCE .....	G15	72	5	CYLINDER COMP. ....	D10	32	5	FORK SUB ASSY., L. FR. ....	G12	69	23
COLLAR, FR. FENDER .....	G10	67	3	CYLINDER SUB ASSY., FR. BRAKE				FORK SUB ASSY., R. FR. ....	G12	69	20
COLLAR, KICK SPRING .....	E13	51	11	MASTER	G5	62	3	FORK, CENTER GEARSHIFT .....	E11	49	3
COLLAR, LINK SIDE .....	I7	95	31	C.D.I. UNIT .....	I11	100	2	FORK, L. GEARSHIFT .....	E11	49	2
COLLAR, L. FR. WHEEL .....	G15	72	4	[ D ]				FORK, R. GEARSHIFT .....	E11	49	1
COLLAR, L. RR. AXLE .....	H4	77	6	DAMPER ASSY., STEERING .....	G7	64	9	FUSE, BLADE .....	I10	99	12
COLLAR, MAINSHAFT FOURTH GEAR	E8	46	11	DAMPER COMP., FR. ....	G11	68	10	[ G ]			
COLLAR, PIVOT .....	G4	61	26	DAMPER COMP., RR. ....	I5	94	3	GASKET SET .....	E14	52	1
COLLAR, RADIATOR MOUNTING .....	I12	101	8	DECOMPRESSION ASSY. ....	D4	26	4	GASKET SHEET KIT A .....	F1	55	1
COLLAR, REBOUND NEEDLE .....	G11	68	12	DIAL, CLUTCH CABLE ADJUSTING ..	G4	61	22	GASKET SHEET KIT B .....	F2	56	1
COLLAR, RR. FENDER .....	I8	97	3	DIAPHRAGM .....	G5	62	7	GASKET, CLUTCH COVER .....	D11	33	4
COLLAR, RR. WHEEL DISTANCE .....	H4	77	9	DIAPHRAGM SET, PUMP .....	H2	75	7	F2	F2	56	1
COLLAR, RR. WHEEL SIDE .....	H4	77	8	DISK B, CLUTCH FRICTION .....	E14	52	9	GASKET, CRANKCASE .....	E4	42	2
COLLAR, R. RR. AXLE .....	H4	77	7	DISK, CLUTCH FRICTION .....	D12	34	5	F2	F2	56	1
COLLAR, SEAT FR. ....	H7	80	11	DISK, FR. BRAKE .....	D12	34	4	GASKET, CYLINDER .....	D10	32	6
	H9	82	9	DIAPHRAGM SET, PUMP .....	G16	73	14	F1	F1	55	1
COLLAR, SHIFTER .....	E11	49	10	DISK, RR. BRAKE .....	H5	78	19	GASKET, CYLINDER HEAD .....	D2	24	5
COLLAR, STARTER IDLE GEAR .....	E13	51	8	DOWEL PIN, 10X16 .....	D16	38	21	F1	F1	55	1
COLLAR, STEERING DAMPER .....	G7	64	20	DOWEL PIN, 14X20 .....	D3	25	28	GASKET, EX. PIPE .....	F1	55	1
COLLAR, STEERING DAMPER TOP ..	G7	64	21	D10	D10	32	8	H15	H15	88	1
COLLAR, SWINGARM PIVOT SIDE ..	I3	92	10	E5	E5	43	24	GASKET, FLOAT CHAMBER .....	E15	53	24
COLLAR, SWINGARM SIDE, 54MM ..	I3	92	8	DOWEL PIN, 8X10 .....	D3	25	27	GASKET, HEAD COVER .....	D1	23	4
COLLAR, SWINGARM, 46MM .....	I3	92	7	DOWEL PIN, 8X14 .....	D11	33	16	F1	F1	55	1
COLLAR, TANK SETTING .....	H7	80	5	D16	D16	38	20	GASKET, L. COVER .....	D15	37	3
	H9	82	5	DOWEL PIN, 8X7 .....	D14	36	11	F2	F2	56	1
COLLAR, TENSIONER, 6X9 .....	D9	31	5	D-RING, 23.75MM .....	E10	48	37	GASKET, MUFFLER .....	H15	88	2
COLLAR, WATER PASS, 18MM .....	D10	32	1	F2	F2	56	2	GASKET, R. COVER .....	D11	33	5
	D11	33	1	DRUM, GEARSHIFT .....	E11	49	6	F2	F2	56	1
COTTER, VALVE .....	D4	26	20	DUST SEAL, 15X20X2.5 .....	H16	89	14	GASKET, TENSIONER LIFTER .....	D9	31	7
	D5	27	21	DUST SEAL, 16X26X3 .....	I8	96	56	F1	F1	55	1
COUNTERSHAFT .....	E8	46	2	DUST SEAL, 17X20X2.5 .....	H16	89	10	GASKET, WATER PUMP COVER .....	D14	36	5
COVER ASSY., AIR CLEANER .....	H14	87	45	DUST SEAL, 17.5X26X3 .....	I8	96	54	F2	F2	56	1
COVER COMP., CYLINDER HEAD .....	D1	23	2	DUST SEAL, 22X29X4 .....	I4	93	31	GAUGE, AIR PRESSURE .....	I16	105	4
COVER COMP., DRIVE SPROCKET .....	D15	37	8	DUST SEAL, 25X32X4 .....	I8	96	53	GAUGE, OIL LEVEL .....	D15	37	7
COVER COMP., L. CRANKCASE .....	D15	37	2	DUST SEAL, 30X37X4 .....	I4	93	30	GEAR COMP., STARTER REDUCTION ..	E3	41	6
COVER, AIR CLEANER .....	H12	85	2	DUST SEAL, 32X43X7 .....	H5	78	29	11			
COVER, BATTERY TERMINAL .....	I10	99	2	DUST SEAL, 46X58X7 .....	G16	73	22	GEAR COMP., STARTING DRIVEN ...	E3	41	4
				DUST SEAL, RR. CUSHION PIVOT ..	I8	96	55	GEAR, BALANCER DRIVE .....	E3	41	1
COVER, CLUTCH .....	D11	33	3	DUST SEAL, STEERING HEAD .....	G9	66	3	GEAR, BALANCER DRIVEN .....	E7	45	2
COVER, FR. DISK .....	G16	73	15	[ E ]				GEAR, COUNTERSHAFT FIFTH .....	E8	46	14
COVER, L. HANDLE LEVER .....	G4	61	20	ELEMENT, AIR CLEANER .....	H12	85	4	E9	E9	47	14
COVER, L. SIDE .....	H11	84	4	EMBLEM, PRODUCT .....	G6	63	7	GEAR, COUNTERSHAFT FOURTH .....	E8	46	12
COVER, OIL FILTER .....	D15	37	1	117				GEAR, COUNTERSHAFT LOW .....	E8	46	4
COVER, RR. DISK .....	H1	74	9					GEAR, COUNTERSHAFT SECOND .....	E8	46	6
COVER, R. CRANKCASE .....	D11	33	2					GEAR, COUNTERSHAFT THIRD .....	E8	46	9
COVER, R. HANDLE LEVER .....	G5	62	13								
COVER, R. SIDE .....	H11	84	3								
	H12	85	10								
COVER, STARTER MOTOR TERMINAL	I10	99	5								
COVER, THROTTLE .....	E15	53	23								

# PART NAME INDEX

L 4

Part name	Address	Page	Ref.	Part name	Address	Page	Ref.	Part name	Address	Page	Ref.
GEAR, KICK STARTER IDLE .....	E13	51	7	HOLDER, TUBE .....	G3	60	1	LEVER SET, R. HANDLE .....	G5	62	11
GEAR, MAINSHAFT FIFTH .....	E8	46	13		G4	61	36	LEVER, HOT STARTER .....	G4	61	23
GEAR, MAINSHAFT FOURTH .....	E8	46	10	HOSE B, WATER .....	I12	101	10	LEVER, L. STEERING HANDLE .....	G4	61	21
GEAR, MAINSHAFT SECOND .....	E8	46	5	HOSE COMP., FR. BRAKE .....	G5	62	1	LIFTER ASSY., TENSIONER .....	D9	31	6
GEAR, MAINSHAFT THIRD .....	E8	46	8	HOSE COMP., RR. BRAKE .....	H2	75	1	LIFTER, VALVE .....	D4	26	14
GEAR, OIL PUMP DRIVEN .....	D13	35	3	HOSE D, WATER .....	I12	101	11	LOCK, PURSE .....	E1	39	3
GEAR, PRIMARY DRIVE .....	E3	41	2						G3	60	7
GEAR, STARTER IDLE .....	E3	41	10	HOSE E, WATER .....	I12	101	13		H13	86	27
GRILLE, L. RADIATOR .....	I12	101	5	HOSE, RESERVE TANK .....	I12	101	15	[ M ]			
GRILLE, R. RADIATOR .....	I12	101	4	HOUSING, UNDER THROTTLE .....	G3	60	15	MAINSHAFT COMP. ....	E8	46	1
GRIP COMP., THROTTLE .....	G3	60	11	HOUSING, UPPER THROTTLE .....	G3	60	14	MARK .....	J2	107	3
GRIP, L. HANDLE .....	G3	60	13	HUB SUB ASSY., FR. ....	G15	72	6		J3	108	4
GRIP, R. HANDLE .....	G3	60	12	HUB SUB ASSY., RR. ....	H4	77	10		J1	106	2
GROMMET, ENGINE COVER .....	G2	59	5	[ I ]				MARK, CAUTION .....	J1	106	2
GROMMET, OIL SCAVENGING PIPE .....	D13	35	7	IMPELLER, WATER PUMP .....	D14	36	1	MARK, L. RADIATOR SHROUD .....	J2	107	2
GROMMET, SIDE COVER .....	G1	58	10	INSULATOR, CARBURETOR .....	D2	24	9		J2	107	2
GUARD, CENTER ENGINE .....	I14	103	11	[ J ]					J1	106	2
GUARD, HEAT .....	H12	85	11	JET COMP., PISTON, #80 .....	E4	42	4		J3	108	3
GUARD, L. ENGINE .....	I14	103	12	JET, BY-STARTER, #70 .....	E16	54	45		J3	108	3
GUARD, MUFFLER HEAT .....	H15	88	7	JET, LEAK, #60 .....	E16	54	44	MARK, R. RADIATOR SHROUD .....	J2	107	1
GUARD, RR. CALIPER .....	H1	74	10	JET, LEAK, #70 .....	E16	54	44		J2	107	1
GUARD, R. ENGINE .....	I14	103	10	JET, MAIN, #142 .....	E16	54	41		J2	107	4
GUIDE COMP., CLUTCH CABLE .....	G2	59	7	JET, MAIN, #145 .....	E16	54	41		J3	108	2
GUIDE COMP., TUBE .....	E4	42	15	JET, SLOW AIR, #100 .....	E16	54	43		J3	108	2
GUIDE, BRAKE HOSE .....	I3	92	3	JET, SLOW, #45 .....	E16	54	42		J2	107	6
			5	JOINT ASSY., FUEL .....	H7	80	3	MARK, STEERING DAMPER .....	J2	107	8
GUIDE, BREATHER .....	I14	103	4		H9	82	3		J3	108	1
GUIDE, CAM CHAIN .....	D9	31	8	JOINT SET, FUEL .....	E15	53	15	METER ASSY., TRIP .....	G2	59	1
GUIDE, CHAIN .....	I3	92	11	JOINT, BRAKE ROD .....	H2	75	10	MOTOR ASSY., STARTER .....	E2	40	1
			14	JOINT, BREATHER THREE WAY .....	H13	86	24	MUDGUARD, AIR CLEANER CASE .....	H12	85	8
GUIDE, CLUTCH CABLE .....	I14	103	3	JOINT, BREATHER TUBE .....	H12	85	21	MUFFLER ASSY. ....	H15	88	4
GUIDE, DRIVE CHAIN .....	D15	37	9	JOINT, DRIVE CHAIN .....	I3	92	2	[ N ]			
GUIDE, EX. VALVE .....	D2	24	3	JOINT, KICK ARM .....	H16	89	3	NEEDLE SET, JET .....	E16	54	37
GUIDE, FR. BRAKE HOSE .....	G6	63	1	JOINT, THREE-WAY WATER .....	D14	36	4	NUT-WASHER, 6MM .....	E2	40	7
			G7	JOINT, THREE WAY .....	D10	32	7	NUT, 18MM .....	D12	34	12
			G9	JOINT, WATER .....	D2	24	13	NUT, ADJUSTER .....	I6	95	7
GUIDE, FUEL TUBE .....	I14	103	15	[ K ]				NUT, BEAM ADJUSTING .....	G1	58	5
GUIDE, IN. VALVE .....	D2	24	2	KEY, SPECIAL WOODRUFF, 25X14 ..	E6	44	6	NUT, CAP, 5MM .....	G2	59	6
GUIDE, MAIN HARNESS .....	I13	102	21	KIT, DECOMPRESSION .....	D8	30	31	NUT, CLIP, 6MM .....	H13	86	32
GUIDE, RR. BRAKE HOSE .....	I3	92	4	[ L ]					I13	102	23
GUIDE, SPEEDOMETER CABLE .....	G9	66	1	LABEL, CAUTION .....	J1	106	3	NUT, FLANGE, 10MM .....	D3	25	21
	G11	68	2	LABEL, DRIVE CHAIN .....	J1	106	1		I15	104	23
[ H ]				LABEL, RADIATOR CAP .....	I12	101	9	NUT, FLANGE, 12MM .....	E1	39	7
HARNESS, WIRE .....	I11	100	6	LABEL, RR. DAMPER .....	I7	95	36	NUT, FLANGE, 6MM .....	G5	62	20
			12	LABEL, RR. DAMPER WARNING .....	I7	95	36		I11	100	10
HEADLIGHT UNIT COMP. ....	G1	58	7	LEATHER COMP., SEAT .....	H11	84	2	NUT, FLANGE, 8MM .....	H15	88	17
HEAD COMP., CYLINDER .....	D2	24	1	LEVER COMP., CLUTCH LIFTER .....	E4	42	6	NUT, FR. AXLE .....	G16	73	18
HOLDER B1, HANDLE PIPE UPPER ..	G6	63	15	LEVER SET, PUMP .....	E15	53	13	NUT, HEX., 12MM .....	I6	95	19
	G8	65	37					NUT, HEX., 5MM .....	H13	86	39
HOLDER COMP., CAMSHAFT .....	D2	24	4					NUT, HEX., 6MM .....	G4	61	31
HOLDER COMP., STARTER GEAR .....	E3	41	9						H3	76	15
HOLDER, BRUSH .....	E2	40	5					NUT, HEX., 8MM .....	G16	73	24
HOLDER, HANDLE UNDER .....	G6	63	4						H5	78	30
	G7	64	6								
HOLDER, L. LEVER BRACKET .....	G4	61	19								
HOLDER, MASTER CYLINDER .....	G5	62	5								
HOLDER, NEEDLE JET .....	E15	53	25								

5

# PART NAME INDEX

L 5

Part name	Address	Page	Ref.	Part name	Address	Page	Ref.	Part name	Address	Page	Ref.
NUT, HEX., 8MM .....	I4	93	25	O-RING, 26.2X1.9 .....	I8	96	52	PISTON SET, MASTER CYLINDER...	H2	75	5
NUT, LOCK .....	G12	69	16	O-RING, 26.7X3.5 .....	G12	69	30	PISTON, FREE .....	G7	64	15
NUT, LOCK, 14MM .....	E7	45	4	O-RING, 27X2 .....	D11	33	12	PIVOT, SHIFT DRUM STOPPER ARM..	E11	49	21
NUT, SPECIAL, 6MM .....	I11	100	7		F2	56	2	PLATE B, CLUTCH .....	D12	34	6
NUT, SPECIAL, 6X7 .....	I8	97	1	O-RING, 27.7X1.9 .....	G12	69	31	PLATE, AIR CLEANER CASE FR. ....	H12	85	6
NUT, SPECIAL, 8MM .....	D2	24	20	O-RING, 37.2X2.4 .....	G13	70	35	PLATE, BEARING HOLDER .....	E4	42	11
NUT, SPRING, 6MM .....	H15	88	11	O-RING, 39.8X2.2 .....	D16	38	17		E7	45	6
NUT, SQUARE, 5MM .....	D2	24	12		F2	56	2		E9	47	19
NUT, STEERING STEM .....	G6	63	11	O-RING, 3.5X1.5 .....	G12	69	33		E11	49	24
	G8	65	27	O-RING, 3.5X43.7 .....	I6	95	15	PLATE, BREATHER .....	D1	23	3
NUT, TAPPET ADJUSTING .....	D3	25	22	O-RING, 42.5X2.0 .....	I6	95	16	PLATE, BUFFER .....	E15	53	31
NUT, U, 10MM .....	G6	63	12	O-RING, 44.7X2.4 .....	G13	70	34	PLATE, CAM CHAIN GUIDE .....	D13	35	1
	G8	65	28	O-RING, 4X2 .....	E2	40	9	PLATE, CHAIN GUIDE .....	I3	92	12
	I2	91	6	O-RING, 5.5X1.4 .....	G16	73	23		I4	93	38
	I8	96	44	O-RING, 8.5X1.7 .....	D15	37	15	PLATE, CLUTCH LEVER .....	E4	42	7
NUT, U, 12MM .....	I8	96	43		F2	56	2	PLATE, CLUTCH PRESSURE .....	D12	34	7
NUT, U, 22MM .....	H5	78	23	O-RING, 9.5X1.5 .....	G8	65	34	PLATE, CLUTCH SWITCH .....	G4	61	18
NUT, U, 6MM .....	G4	61	31	O-RING, 9.8X1.9 .....	F3	57	2	PLATE, COUNTERSHAFT BEARING...	E10	48	36
	G16	73	19	OUTER COMP., CLUTCH .....	D12	34	1	PLATE, DIAPHRAGM .....	H2	75	6
	H5	78	22	OUTER, STARTING CLUTCH .....	E3	41	5	PLATE, END .....	I6	95	12
	I4	93	23					PLATE, GUIDE .....	E11	49	14
NUT, U, 8MM .....	H5	78	24	[ P ]				PLATE, KICK STOPPER .....	E13	51	4
NUT, U, HEX. 14MM .....	I4	93	24	PACKING, FUEL CAP .....	H7	80	15	PLATE, L. HEAD HANGER .....	I14	103	14
[ O ]					H9	82	12	PLATE, OIL GUIDE .....	E13	51	1
OIL SEAL SET .....	I6	95	18	PACKING, MUFFLER .....	H15	88	10	PLATE, OIL PIPE SETTING .....	D13	35	9
OIL SEAL, 10X21X5 .....	D15	37	16	PACKING, RESERVE TANK .....	I12	101	17	PLATE, R. HEAD HANGER .....	I14	103	13
OIL SEAL, 12X18X3 .....	E5	43	23	PAD SET, FR. ....	G14	71	4	PLATE, SPRING .....	H13	86	31
OIL SEAL, 12X22X5 .....	D14	36	10	PAD SET, RR. ....	H1	74	1	PLATE, WEIGHT SETTING .....	D4	26	7
OIL SEAL, 14X22X5 .....	E5	43	21	PAWL A, RATCHET .....	E11	49	11	PLUG, BREATHER TUBE .....	H12	85	22
OIL SEAL, 20X28X5 .....	D11	33	10	PAWL B, RATCHET .....	E11	49	12	PLUG, PIN .....	G14	71	13
OIL SEAL, 20X33X5 .....	E5	43	22	PEDAL COMP., CHANGE .....	H16	89	1	PLUG, SPARK .....	D2	24	14
OIL SEAL, 26X37X7 .....	G16	73	21	PEDAL COMP., RR. BRAKE .....	H16	89	6	PLUNGER, PAWL .....	E11	49	13
OIL SEAL, 31X40X7 .....	E10	48	38	PIECE, ADJUST .....	G7	64	12	PROTECTOR, EX. PIPE .....	H15	88	6
OIL SEAL, 38X52X7 .....	E4	42	19	PIECE, CLUTCH LIFTER .....	D12	34	8	PROTECTOR, HANDLE .....	G6	63	3
OIL SEAL, 39X56X7.5 .....	E5	43	20	PINION, KICK STARTER .....	E13	51	3		G7	64	5
O-RING, 11X1.9 .....	G8	65	35	PIN D, JOINT .....	H16	89	16	PROTECTOR, L. FR. FORK .....	G12	69	25
O-RING, 11.8X3.55 .....	H7	80	4	PIN, 10X44 .....	E3	41	3	PROTECTOR, R. FR. FORK .....	G12	69	24
	H9	82	4	PIN, BRAKE LOCK LEVER PIVOT ...	H13	86	29	[ R ]			
O-RING, 13.5X1.4 .....	I13	102	25	PIN, GEARSHIFT RETURN SPRING ..	E11	49	20	RADIATOR, L. ....	I12	101	3
O-RING, 13.5X1.5 .....	G8	65	36	PIN, HANGER .....	G14	71	14	RADIATOR, R. ....	I12	101	2
O-RING, 13.8X2.5 .....	D16	38	18		H1	74	8	RATCHET, KICK STARTER .....	E13	51	5
	F2	56	2	PIN, PISTON .....	E6	44	4	RECEIVER, CLUTCH CABLE .....	E4	42	8
O-RING, 17.8X2.4 .....	D11	33	11	PIN, SHIFTER .....	E11	49	8	RECTIFIER COMP., REGULATOR ...	I11	100	5
	F2	56	2	PIN, SNAP, 8MM .....	H16	89	13	RETAINER .....	G14	71	7
O-RING, 18X3 .....	D11	33	13	PIN, SPLIT, 2.0X12 .....	H16	89	15	RETAINER, BRACKET .....	H1	74	4
	D16	38	19	PIN, SPLIT, 2.5X15 .....	I1	90	10	RETAINER, EX. VALVE SPRING ...	D4	26	18
	F2	56	2	PIN, STEP JOINT .....	I1	90	1	RETAINER, IN. VALVE SPRING ...	D4	26	17
O-RING, 18.8X1.9 .....	G8	65	33	PIN, VISOR HINGE .....	H13	86	30	RETAINER, RR. WHEEL BEARING...	H4	77	4
	G12	69	32	PIPE COMP., EX. ....	H15	88	5	RIM, FR. WHEEL .....	G15	72	8
O-RING, 19X3 .....	D3	25	25	PIPE COMP., L. SLIDE .....	G12	69	22	RIM, RR. WHEEL .....	H4	77	12
	F1	55	2	PIPE COMP., R. SLIDE .....	G11	68	9	RING .....	E2	40	6
O-RING, 1.3X4.3 .....	E16	54	48	PIPE, CP .....	G1	58	4		G5	62	8
O-RING, 21.5X1.5 .....	I8	96	51	PIPE, STEERING HANDLE .....	G6	63	2				
O-RING, 21.8X2.4 .....	D14	36	12		G7	64	4	RING SET, PISTON .....	E6	44	2
	F3	57	2	PISTON .....	E6	44	3	RING, BACK UP .....	G11	68	6
O-RING, 24.4X3.1 .....	E2	40	8		G14	71	5	RING, FRICTION .....	E3	41	8
	F3	57	2	PISTON SET, MASTER CYLINDER ...	H1	74	13	RING, OIL SEAL STOPPER .....	G11	68	14



# PART NAME INDEX

L 6

Part name	Address	Page	Ref.	Part name	Address	Page	Ref.	Part name	Address	Page	Ref.
RING, PISTON .....	I6	95	14	SCREW, PAN, 4X12 .....	G4	61	28	SPANNER A, PIN .....	I16	105	1
RING, STOPPER .....	G7	64	3	SCREW, PAN, 4X14 .....	G4	61	29	SPINDLE COMP., GEARSHIFT .....	E11	49	18
	H1	74	14	SCREW, PAN, 4X55 .....	G1	58	2	SPINDLE, KICK STARTER .....	E13	51	9
	I6	95	17	SCREW, PAN, 5X10 .....	G4	61	30	SPOKE SET, FR. ....	G15	72	1
			22	SCREW, PAN, 5X8 .....	I3	92	21	SPOKE SET, RR. ....	H4	77	1
			24		I4	93	32				2
			35				33	SPRING ASSY., RR. BRAKE RETURN	H16	89	7
RING, WEAR .....	G12	69	19	SCREW, SPECIAL FLAT, 6X12 .....	E4	42	9	SPRING ASSY., SIDE STAND .....	I2	91	3
ROD COMP. ....	I6	95	10	SCREW, SPECIAL FLAT, 6X17 .....	E4	42	9	SPRING, BEAM ADJUSTING .....	G1	58	3
ROD COMP., PISTON .....	G7	64	13	SCREW, SPECIAL, 5X9.5 .....	I9	98	5	SPRING, BRAKE LEVER .....	G5	62	12
	I5	94	5	SCREW, TAPPET ADJUSTING .....	D2	24	18	SPRING, CARBON BRUSH .....	E2	40	3
ROD COMP., PUSH .....	H2	75	8	SCREW, TAPPING, 4X10 .....	G13	70	36	SPRING, CLUTCH .....	D12	34	9
ROD SUB ASSY., CUSHION				SCREW, TAPPING, 4X12 .....	H13	86	36	SPRING, DECOMPRESSION .....	D4	26	8
CONNECTING	I7	95	33	SCREW, TAPPING, 4X8 .....	I9	98	4	SPRING, DECOMPRESSION ARM .....	D2	24	8
ROD, CLUTCH LIFTER .....	D12	34	10	SCREW, TAPPING, 5X10 .....	G1	58	13	SPRING, EX. VALVE .....	D4	26	16
ROLLER .....	E15	53	26	SCREW, TAPPING, 5X16 .....	H13	86	37	SPRING, FR. FORK .....	G11	68	4
ROLLER COMP., CHAIN .....	I3	92	17				38	SPRING, GEARSHIFT RETURN .....	E11	49	19
ROLLER COMP., CHAIN LOWER .....	I3	92	18	SEAL SET, FR. FORK .....	G12	69	21	SPRING, IN. VALVE .....	D4	26	15
ROLLER, 3X17.8 .....	D13	35	12	SEAL SET, PISTON .....	G14	71	1	SPRING, KICK STARTER .....	E13	51	10
ROLLER, 3.5X12.8 .....	D8	30	27		H1	74	2		H16	89	5
ROLLER, 4X8 .....	E12	50	29	SEAL, AIR CLEANER CASE .....	H12	85	7	SPRING, KICK STARTER RATCHET ..	E13	51	6
ROTOR, OIL PUMP INNER .....	D13	35	5	SEAL, AIR CLEANER COVER .....	H12	85	9	SPRING, L. STEP RETURN .....	I1	90	6
ROTOR, OIL PUMP OUTER .....	D13	35	6	SEAL, DUST .....	G12	69	29	SPRING, OIL FILTER .....	D15	37	6
RUBBER, BATTERY .....	I14	103	7	SEAL, MECHANICAL .....	D14	36	2	SPRING, PAD .....	G14	71	6
			8	SEAL, RADIATOR CAP .....	I12	101	9		H1	74	3
RUBBER, LIGHT FOAM .....	G1	58	15	SEAL, RING .....	D1	23	1	SPRING, PAWL PLUNGER .....	E11	49	15
RUBBER, MOUNTING .....	D1	23	7		D13	35	8	SPRING, RETURN .....	G7	64	16
RUBBER, PROTECTOR PACKING .....	G1	58	1		F1	55	2	SPRING, RR. CUSHION .....	I5	94	2
	H15	88	3	SEAL, VALVE STEM .....	D4	26	1	SPRING, R. STEP RETURN .....	I1	90	5
RUBBER, RADIATOR MOUNTING .....	I12	101	7				2	SPRING, SHIFT DRUM STOPPER .....	E11	49	17
RUBBER, RESERVE TANK .....	I13	102	19	SEAT COMP. ....	H11	84	1	SPROCKET COMP., CAM .....	D9	31	14
RUBBER, SEAT RAIL .....	I14	103	9	SEAT, SPRING .....	I7	95	34	SPROCKET COMP., DRIVE .....	E9	47	15
RUBBER, SHOCK .....	I10	99	9	SEAT, VALVE SPRING .....	D4	26	19	SPROCKET, CAM .....	D9	31	1
RUBBER, SIDE COVER .....	H15	88	12	SENSOR ASSY., THROTTLE .....	E15	53	17	SPROCKET, FINAL DRIVEN .....	H4	77	3
RUBBER, SILENCER .....	H9	82	16	SEPARATOR COMP. ....	G5	62	6	STAND COMP., MAIN .....	I2	91	1
RUBBER, STOPPER .....	I6	95	11	SHAFT A, GEARSHIFT FORK .....	E11	49	4	START SET, HOT .....	E14	52	8
RUBBER, TANK MOUNTING .....	H7	80	10	SHAFT B, SHIFT FORK .....	E11	49	5	STATOR COMP. ....	E1	39	2
	H9	82	8	SHAFT COMP., BALANCER .....	E7	45	1	STAY COMP., COUPLER .....	G7	64	2
RUBBER, TANK MOUNTING FR. ....	H7	80	7	SHAFT SET, THROTTLE .....	E14	52	12	STAY COMP., IGNITION COIL .....	I15	104	34
RUBBER, TANK SIDE MOUNTING .....	H7	80	13		E15	53	12	STAY, AIR CLEANER ELEMENT .....	H12	85	3
				SHAFT, BRAKE PIVOT .....	H16	89	8	STAY, COUPLER .....	G2	59	4
[ S ]				SHAFT, EX. ROCKER ARM .....	D4	26	11		I14	103	5
SCREEN SET, FUEL STRAINER .....	H7	80	2	SHAFT, OIL PUMP .....	D13	35	2	STAY, FR. TANK .....	H7	80	8
	H9	82	2	SHAFT, SWINGARM PIVOT .....	I3	92	6	STAY, IGNITION COIL .....	I14	103	2
SCREW-WASHER, 4X14 .....	E16	54	39	SHAFT, WATER PUMP .....	D14	36	6	STAY, REGULATOR .....	H12	85	14
SCREW-WASHER, 4X8 .....	E16	54	38	SHIFTER, DRUM .....	E11	49	9	STAY, TAILLIGHT .....	I9	98	3
SCREW-WASHER, 5X14 .....	H13	86	35	SHIM, TAPPET .....	D5	27	22	STEM SUB ASSY., STEERING .....	G9	66	5
SCREW SET A .....	E14	52	6		D6	28	22	STOPPER COMP., DRUM .....	E11	49	16
SCREW SET B .....	E14	52	10				23	STOPPER, BEAD .....	G15	72	12
SCREW SET, JET NEEDLE .....	E14	52	11		D7	29	23		H5	78	17
SCREW, 5X12 .....	H8	81	23	SHROUD SET, L. RADIATOR .....	H7	80	19	STOPPER, SPRING SEAT .....	I5	94	4
	H10	83	21		H9	82	18	STRAINER COMP., OIL .....	D13	35	4
SCREW, BLEEDER .....	G14	71	2	SHROUD SET, R. RADIATOR .....	H7	80	18	STUD, 6X21 .....	H12	85	13
	H1	74	11		H9	82	17	SWINGARM SUB ASSY., RR. ....	I3	92	19
SCREW, FLAT, 4X12 .....	G5	62	19	SLIDER, CHAIN .....	I3	92	15	SWITCH ASSY., ENGINE STOP .....	G3	60	8
SCREW, FLAT, 6X12 .....	E10	48	39	SLIDER, THROTTLE CABLE .....	G4	61	16	SWITCH ASSY., FR. STOP .....	G3	60	10
SCREW, FLAT, 8X31 .....	H5	78	21	SLIPPER COMP., DECOMPRESSION ..	D2	24	7	SWITCH ASSY., STARTER .....	G3	60	9
SCREW, PAN .....	E15	53	20	SOCKET COMP., HEADLIGHT .....	G1	58	6	SWITCH ASSY., STARTER MAGNETIC	I10	99	8

# PART NAME INDEX



Part name	Address	Page	Ref.	Part name	Address	Page	Ref.	Part name	Address	Page	Ref.
[ T ]				WASHER .....	G7	64	19	WASHER, STEERING STEM .....	G8	65	29
TAILLIGHT UNIT .....	I9	98	1	WASHER A, TACHOMETER .....	D8	30	25	WASHER, SWINGARM SIDE .....	I3	92	9
TANK COMP., FUEL .....	H7	80	6	WASHER C, THRUST, 25MM .....	E9	47	27	WASHER, THRUST .....	I7	95	32
	H9	82	6	WASHER O-RING KIT A .....	F1	55	2	WASHER, THRUST INVOLUTE, 25X31X1.5	E9	47	26
TANK, RADIATOR RESERVE .....	I13	102	18	WASHER O-RING KIT B .....	F3	57	2	WASHER, THRUST, 17.2MM .....	E9	47	22
TENSIONER COMP., CAM CHAIN ...	D9	31	4	WASHER, 10MM .....	I15	104	24				
TERMINAL SET, BRUSH .....	E2	40	2	WASHER, 12MM .....	D12	34	16				
THREAD, STEERING HEAD TOP .....	G9	66	6	WASHER, 13X24X1.6 .....	D15	37	12				
TIRE, FR. ....	G15	72	9	WASHER, 14MM .....	E12	50	25	WASHER, THRUST, 19MM .....	E9	47	29
TIRE, RR. ....	H4	77	13	WASHER, 14.2X24 .....	I4	93	26	WASHER, THRUST, 20MM .....	E13	51	13
TOP SET .....	E14	52	4	WASHER, 14.2X24 .....	E7	45	5	WASHER, THRUST, 23X48 .....	D12	34	13
	E16	54	46	WASHER, 18X27.5X2 .....	D12	34	14	WASHER, THRUST, 24.1X36X1.5 .....	E9	47	21
TUBE A, BREATHER .....	D10	32	2	WASHER, 22X35X2 .....	H5	78	25	WASHER, THRUST, 25.2X30 .....	E9	47	20
	H13	86	23	WASHER, 25X32X1.0 .....	E9	47	20	WASHER, THRUST, 27.2X35 .....	E9	47	23
TUBE A, FUEL .....	H7	80	17	WASHER, 26X10.5 .....	H16	89	12	WEIGHT, DECOMPRESSION .....	D4	26	5
TUBE A, FUEL MAIN .....	H9	82	14	WASHER, 6.1MM .....	E11	49	23	WHEEL SUB ASSY., FR. ....	G15	72	7
TUBE A, FUEL RESERVE .....	H9	82	15	WASHER, 8MM .....	H5	78	26	WHEEL SUB ASSY., RR. ....	H4	77	11
TUBE B, BREATHER .....	D10	32	3	WASHER, AIR CLEANER COVER SETTING	H12	85	12	WRENCH, NIPPLE .....	I16	105	2
	H13	86	25	WASHER, CHAIN SLIDER .....	I3	92	16	WRENCH, PLUG .....	I16	105	3
TUBE B, FUEL .....	H7	80	16	WASHER, FENDER MOUNTING .....	G10	67	2				
	H9	82	13	WASHER, FR. COVER SETTING .....	G1	58	12				
TUBE COMP., FUEL CAP BREATHER	H7	80	12	WASHER, LOCK, 18MM .....	D12	34	15				
	H9	82	10	WASHER, OIL BOLT .....	G5	62	17				
TUBE C, BREATHER .....	D10	32	4	WASHER, OIL BOLT .....	H3	76	13				
	H13	86	26	WASHER, PLAIN .....	E15	53	27				
TUBE, 5X300 .....	I13	102	29								
TUBE, AIR CLEANER CONNECTING	H12	85	16	WASHER, PLAIN, 10MM .....	D3	25	23				
TUBE, AIR VENT .....	E16	54	33		G6	63	14				
			34		G8	65	30				
			35	WASHER, PLAIN, 12MM .....	E1	39	6				
			36		E3	41	15				
TUBE, BRAKE PEDAL SPRING .....	H16	89	9		I8	96	45				
TUBE, DRAIN .....	H12	85	20				46				
TUBE, OUTER .....	G11	68	5	WASHER, PLAIN, 5MM .....	I4	93	34				
TUBE, OVERFLOW .....	E15	53	32	WASHER, PLAIN, 8MM .....	H15	88	18				
TUBE, RESERVE TANK .....	I12	101	14				19				
TUBE, SIDE STAND SPRING .....	I2	91	4				9				
TUBE, TIRE .....	G15	72	10	WASHER, RADIATOR MOUNTING .....	I13	102	24				
	H5	78	14	WASHER, SEALING, 5MM .....	F3	57	2				
TY-RAP, CABLE .....	H8	81	25	WASHER, SEALING, 6MM .....	D9	31	12				
	H10	83	24		E4	42	13				
					F1	55	2				
					F2	56	2				
				WASHER, SEALING, 6.5MM .....	D11	33	9				
					D14	36	8				
					F2	56	2				
				WASHER, SEALING, 7MM .....	D14	36	7				
					F2	56	2				
				WASHER, SEALING, 8MM .....	D15	37	13				
					E4	42	12				
				WASHER, SPECIAL, 6MM .....	F2	56	2				
				WASHER, SPLINE, 25X31X1.5 .....	D9	31	13				
				WASHER, SPRING, 24MM .....	E9	47	25				
				WASHER, SPRING, 4MM .....	E9	47	28				
				WASHER, SPRING, 8MM .....	G4	61	32				
					G16	73	25				
					H6	79	31				
				WASHER, STEERING STEM .....	G6	63	13				
WASHER .....	G7	64	17								





---

**1**

**FOREWORD INDEX**

---

**2**

**ENGINE GROUP**

---

**3**

**FRAME GROUP**

---

**4**

**PART NUMBER INDEX**

---

**5**

**PART NAME INDEX**

---

**HONDA**  
The Power of Dreams



# PARTS CATALOGUE NEWS

Honda Motor Co., Ltd.  
Customer Service Technology Development Division

## PARTS CATALOGUE - CORRECTED

Printed in Japan

CODE NO.	13MEY508
PARTS CATALOGUE NEWS	CRF450X CRF450X 5/6/7/8/9/B/C/D
NEWS NO.	001

Block No.	Ref. No.	Note	Part No.	Description	Reqd. QTY								Serial No.	Parts catalogue code	
					5	6	7	CRF450X		B	C	D			
F-25	8		35850-KCN-000	SWITCH ASSY., STARTER MAGNETIC	1	1	1	1	1	1	1	1	-		
					-	-	-	-	-	-	-	-	1	----- DK600035	2U
					-	-	-	-	-	-	-	-	1	----- DK700176	ED
		A	35850-KCN-003	.....	-	-	-	-	-	-	-	-	1	DK600036 -----	2U
					-	-	-	-	-	-	-	-	1	DK700177 -----	ED

NOTE A:PART NO. CHANGE D:NEWLY PROVIDED E:PART NO. DELETION K:REQUIRED NO. CORRECTION L:APPLICATION SERIAL NO. CORRECTION  
M:PART DESCRIPTION CORRECTION T:APPLICATION CORRECTION Z:REMARKS CHANGE



# PARTS CATALOGUE NEWS

Honda Motor Co., Ltd.  
Customer Service Technology Development Division

## PARTS CATALOGUE - CORRECTED

Printed in Japan

CODE NO.	13MEY508
PARTS CATALOGUE NEWS	CRF450X CRF450X 5/6/7/8/9/B/C/D
NEWS NO.	002

Block No.	Ref. No.	Note	Part No.	Description	Reqd. QTY								Serial No.	Parts catalogue code				
					5	6	7	8	9	B	C	D						
F-27	2	L	19010-MEY-671	RADIATOR, R.....	1	1	1	1	-	-	-	-	-	-	-	-	-	-
										1	-	-	-	-----	9K401262		ED	
										1	1	1	1	-----	-----		2U, U	
		L	19010-MEY-D30	.....	-	-	-	-	-	1	1	1	1	-----	-----		2ED, ED	
										1	-	-	-	9K401263	-----		ED	
	6	L	19037-KRN-641	CAP COMP., RADIATOR.....	1	1	1	1	-	-	-	-	-	-	-	-	-	-
										1	-	-	-	-----	9K401262		ED	
										1	1	1	1	-----	-----		2U, U	
		L	19037-MEN-E31	.....	-	-	-	-	-	1	1	1	1	-----	-----		2ED, ED	
										1	-	-	-	9K401263	-----		ED	

NOTE A:PART NO. CHANGE D:NEWLY PROVIDED E:PART NO.DELETION K:REQUIRED NO. CORRECTION L:APPLICATION SERIAL NO. CORRECTION  
M:PART DESCRIPTION CORRECTION T:APPLICATION CORRECTION Z:REMARKS CHANGE



# PARTS CATALOGUE NEWS

Honda Motor Co., Ltd.  
Customer Service Technology Development Division

## PARTS CATALOGUE - CORRECTED

Printed in Japan

CODE NO.	13MEY508
PARTS CATALOGUE NEWS	CRF450X CRF450X 5/6/7/8/9/B/C/D
NEWS NO.	003

Block No.	Ref. No.	Note	Part No.	Description	Reqd. QTY								Serial No.	Parts catalogue code				
					5	6	7	8	9	B	C	D						
F-16	12		17224-KN5-670	WASHER, AIR CLEANER COVER SETTING	1	1	1	1	1	1	1	1	-					
					-	-	-	-	-	-	-	-	1	-----	-----	2U		
					-	-	-	-	-	-	-	-	1	-----	DK700191	ED		
	13	A		64509-KE8-701	RETAINER, 6MM.....	-	-	-	-	-	-	-	-	1	DK700192	-----	ED	
						17225-KN5-670	STUD, 6X21.....	1	1	1	1	1	1	1	-			
					17225-KN5-670	STUD, 6X21.....	-	-	-	-	-	-	-	-	1	-----	-----	2U
							-	-	-	-	-	-	-	-	1	-----	DK700191	ED
	A		17225-KN5-671	.....	-	-	-	-	-	-	-	-	1	DK700192	-----	ED		

NOTE A:PART NO. CHANGE D:NEWLY PROVIDED E:PART NO. DELETION K:REQUIRED NO. CORRECTION L:APPLICATION SERIAL NO. CORRECTION  
M:PART DESCRIPTION CORRECTION T:APPLICATION CORRECTION Z:REMARKS CHANGE



# PARTS CATALOGUE NEWS

Honda Motor Co., Ltd.  
Service Division Service Technology

## PARTS CATALOGUE - CORRECTED

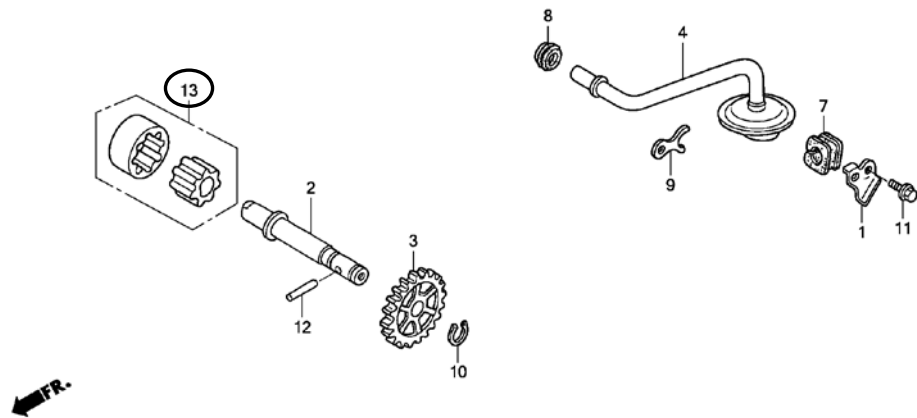
Printed in Japan

CODE NO.	13MEY508
PARTS CATALOGUE NEWS	CRF450X CRF450X 5/6/7/8/9/B/C/D
NEWS NO.	004

Block No.	Ref. No.	Note	Part No.	Description	Reqd. QTY				Serial No.	Parts catalogue code
					5	6	7	8		

### E-8 OIL PUMP

Ref. No.	(Relative ref. Number)	Description	FRT
13	(2)	ROTOR, OIL PUMP	4. 4
1131C7		. INCLUDES: Engine removal and installation	



MEY3E0800A

E-8	5	E	15331-958-000	*PARTS NO. DELETION
	6	E	15332-958-000	*PARTS NO. DELETION

NOTE A:PART NO. CHANGE D:NEWLY PROVIDED E:PART NO. DELETION K:REQUIRED NO. CORRECTION L:APPLICATION SERIAL NO. CORRECTION  
M:PART DESCRIPTION CORRECTION T:APPLICATION CORRECTION Z:REMARKS CHANGE

PARTS CATALOGUE NEWS

BOOKNo. :13MEY508

Block No.	Ref. No.	Note	Part No.	Description	Reqd. QTY								Serial No.	Parts catalogue code	
					5	6	7	8	9	B	C	D			
	13	D	15021-958-000	ROTOR SET, OIL PUMP.....	1	1	1	1	1	1	1	1	1		

NOTE A:PART NO. CHANGE D:NEWLY PROVIDED E:PART NO. DELETION K:REQUIRED NO. CORRECTION L:APPLICATION SERIAL NO. CORRECTION  
M:PART DESCRIPTION CORRECTION T:APPLICATION CORRECTION Z:REMARKS CHANGE



# PARTS CATALOGUE NEWS

Honda Motor Co., Ltd.  
Service Division Service Technology

## PARTS CATALOGUE - CORRECTED

Printed in Japan

CODE NO.	13MEY508
PARTS CATALOGUE NEWS	CRF450X CRF450X 5/6/7/8/9/B/C/D
NEWS NO.	005

Block No.	Ref. No.	Note	Part No.	Description	Reqd. QTY								Serial No.	Parts catalogue code
					5	6	7	CRF450X 8	9	B	C	D		
E-15	1		13000-MEY-A20	CRANKSHAFT COMP.....	-	-	-	-	1	1	1	1	-----	5410735
		A	13000-MEY-A21	.....	-	-	-	-	1	1	1	1	5410736	-----

NOTE A:PART NO. CHANGE D:NEWLY PROVIDED E:PART NO. DELETION K:REQUIRED NO. CORRECTION L:APPLICATION SERIAL NO. CORRECTION  
M:PART DESCRIPTION CORRECTION T:APPLICATION CORRECTION Z:REMARKS CHANGE