

# ***SCV110F / SCV110FB***

**SCV110F<sub>C</sub>**  
**SCV110F<sub>D</sub>**  
**SCV110F<sub>F</sub>**  
**SCV110F<sub>H</sub>**  
**SCV110FB<sub>C</sub>**  
**SCV110FB<sub>H</sub>**

**PARTS CATALOGUE**

**5**

---

**FOREWORD INDEX**

**1**

---

**ENGINE GROUP**

**2**

---

**FRAME GROUP**

**3**

---

**PART NUMBER INDEX**

**4**

---

**PART NAME INDEX**

**5**

---



### Instruction for use of parts catalogue

- **This parts catalogue has been created as of February 01, 2017.**
  - Since this date, the sales practice for repair parts may have been changed or the parts may have been eliminated (listed for those not for sale).
  - The modified information is reflected on the latest Electronic Parts Catalogue (EPC).  
Also, refer to the parts catalogue news for any change.
  - See the parts catalogue news for any revision that is made after February 01, 2017.
- **Always specify the part number when ordering a part.**
  - Check the model, type, serial numbers, color, maker, and the size as needed before ordering a part.
  - Note that the illustrations (part drawings) can differ from the actual parts in shape.  
They are given just to help you to refer to the parts.
- **When modifications or additions to this parts catalogue are made, a revised edition will be issued at an appropriate time, with successively progressing revision numbers on the cover. We recommend obtaining such revisions in order to keep your parts catalogue up-to-date at all times. To check whether a parts catalogue revision has been issued, please contact your Honda distributor.**

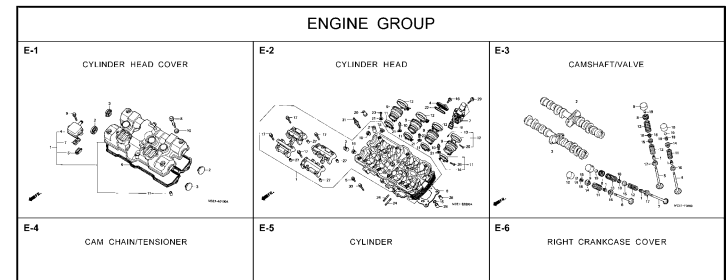
Initial version issue date  
January 01, 2012  
**Honda Motor Co., Ltd.**

## CONTENTS

	Page
● Instruction for use of parts catalogue .....	1
● How to refer to the part information .....	2
● Part catalogue structure .....	3
● When the parts were revised .....	5
● Abbreviations used in the parts catalogue .....	5
● Part block and serial number check .....	6
● Models, parts catalogue codes and applicable serial numbers .....	7
● Color chart .....	8
● Fuel hose, general purpose hoses and vinyl hose .....	31
● FLAT RATE SERVICE TIME .....	35
● Illustrated index .....	40
● ENGINE GROUP .....	47
● FRAME GROUP .....	80
● PART NO. INDEX .....	135
● PART NAME INDEX .....	140

How to refer to the part information

A Reference with "Illustrated index"



B Reference with "Part number index"

PART NO. INDEX			
Part Number	Page	Ref.	
04000			13323-MY9-751 28 10
			13324-MY9-751 28 10
04911-MCE-000	26	1	13325-MY9-751 28 10
			13327-MY9-751 28 10
06000			14000
06405-MY5-P00	67	3	14100-MCE-000 13 2
06405-MY5-P10	67	3	14200-MCE-000 13 3
06410-MY9-860	56	1	14321-MCE-000 16 2
06435-MCE-006	55	1	14401-MCE-003 16 3
06451-166-405	51	2	14510-MCE-000 16 4
06451-443-405	55	2	14520-MY9-691 16 5
06451-MA7-405	51	1	14524-MY9-690 16 6
06455-MCE-006	51	3	14546-MCE-000 16 7
			14620-MY9-691 16 8
11000			14711-MCE-000 13 4
11210-MCE-000	25	1	14712-MCE-000 13 5
11330-MCE-305	18	1	14721-MCE-000 13 6
11333-RT3-000	22	1	14722-MCE-000 13 7
11335-MCE-000	18	2	14730-MCE-000 13 8
11360-MCE-000	23	1	14731-MCE-000 13 9
11365-MCE-000	23	2	14731-MY9-751 13 10
11396-MY9-000	18	3	14731-MY2-000 13 11
11631-MCE-000	21	1	14751-MCE-000 13 12
11691-MY9-000	21	2	14761-MCE-000 13 13

C Reference with "Part name index"

PART NAME INDEX			
Part name	Page	Ref.	Pe
[ A ]			
ADJUSTER, CHAIN	67	5	BOLT, CHANGE
ARM COMP., GEAR CHANGE	64	5	BOLT, CLUTCH
ARM, L. MAIN STEP	65	8	BOLT, CONNECT
ARM, L. PILLION STEP	65	12	BOLT, DISK, 4
ARM, R. MAIN STEP	65	5	BOLT, DRAIN F
ARM, R. PILLION STEP	65	11	BOLT, FLANGE
AUTO COCK ASSY., FUEL	53	2	BOLT, FLANGE,
AXLE, FR. WHEEL	52	5	BOLT, FLANGE,
AXLE, RR. WHEEL	56	3	BOLT, FLANGE,
[ B ]			
BAG, AIR PRESSURE GAUGE	77	4	BOLT, FLANGE,
BAG, SERVICE BOOK	77	1	BOLT, FLANGE,
BAG, TOOL	77	3	BOLT, FLANGE,
BALL, STEEL	65	20	BOLT, FLANGE,
BAND A, INSULATOR	11	11	BOLT, FLANGE,
BAND B, INSULATOR	11	12	BOLT, FLANGE,
BAND, AIR CLEANER CONNECTING TUBE	62	22	BOLT, FLANGE,
BAND, U-LOCK	70	3	BOLT, FLANGE,
BAND, WIRE	26	14	BOLT, FLANGE,
	43	21	BOLT, FLANGE,
	74	18	BOLT, FLANGE,

F-7 FRONT FENDER

Ref. No.	Part No.	Description	Reqd. QTY	Serial No.	Parts catalogue code
			CB400 SFX SFY		
1	45156-MCE-000	CLAMPER, R. FR. BRAKE HOSE	1	1	
2	45157-MCE-000	CLAMPER, L. FR. BRAKE HOSE	1	1	
3	61100-MCE-000ZA	FENDER COMP., FR. *NH41M*FORCE SILVER METALLIC	1	-----	3J,4J
	61100-MCE-000ZB	*PB284C*...CANDY PHOENIX BLUE	1	-----	J,2J
4	61101-MCE-000	PLATE, FR. FENDER	2	2	1008000
	61101-MCE-010	-----	2	2	1008001
5	61102-MCE-300	CUSHION, FR. FENDER (BLACK)	2	2	
6	61105-MCE-000	STAY, FR. FENDER MOUNTING	2	2	
7	61107-MR7-000	COLLAR (6.5)	4	4	
8	96001-06020-00	BOLT, FLANGE, 6X20	4	4	

Service item F.R.T.  
FENDER COMP., FR. .... 0.3

2000.09.01 E

## Part catalogue structure

F-7		FRONT FENDER		Service item		F.R.T.	
		FENDER COMP., FR. .... 0.3					
Ref. No.	Part No.	Description	Reqd. QTY CB400 SFX SFY	Serial No.	Parts catalogue code		
1	45156-MCE-000	CLAMPER, R. FR. BRAKE HOSE ..	1 1				
2	45157-MCE-000	CLAMPER, L. FR. BRAKE HOSE ..	1 1				
3	61100-MCE-000ZA	FENDER COMP., FR. *NH411M*FORCE SILVER METALLIC	1 -	-----	3J,4J		
	61100-MCE-000ZB	*PB284C*...CANDY PHOENIX BLUE	- 1	-----	J,2J		
4	61101-MCE-000	PLATE, FR. FENDER .....	2 2	1008000			
	61101-MCE-010	.....	2 2	1008001			
5	61102-MCE-300	CUSHION, FR. FENDER .....	2 2				
		(BLACK)					

① Block title ② Block number

③ Service item/Flat rate time

④ Reference number

- Title number marked with the parenthesis or parentheses indicates that it continues from the previous page.

⑤ Part number ⑥ Honda color code

⑦ Description

⑧ Assemblies

- Sections framed with broken lines in the exploded view drawings are available as complete assemblies. (Their individual parts can also be obtained.)

⑨ Color description

⑩ Note

- Notes are shown with the parentheses in the part name column.

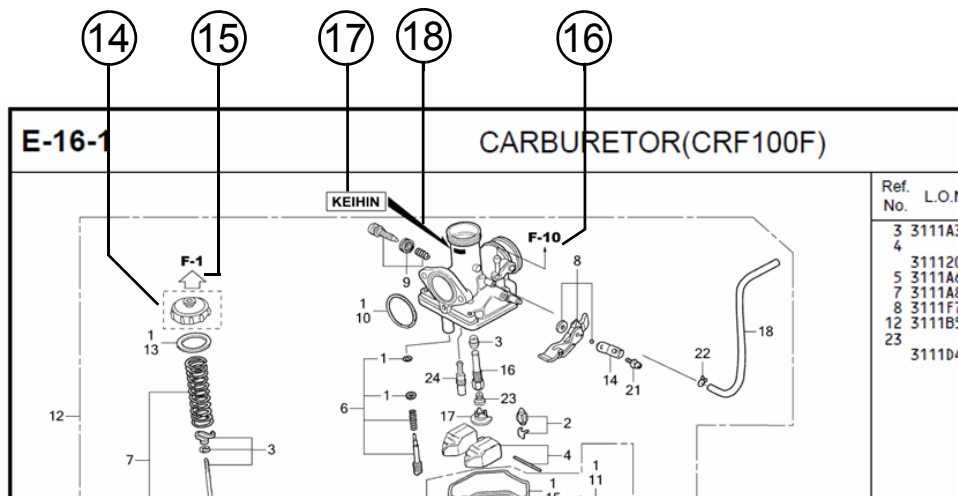
⑪ Required quantity

- Reqd. QTY shown in the parenthesis or parentheses indicates the optional part.
- Reqd. QTY marked with "N" indicates the optional part that should be selected as needed.
- Reqd. QTY indicates the number of the part used in the block.

⑫ Serial number

⑬ Parts catalogue code

- When the parts catalogue code column is blank, it indicates that the part is applicable to all codes.



⑭   
 • Parts enclosed within a dotted line are covered in a different block.

⑮   
 • A hollow arrow indicates the block No. for the parts enclosed within a dotted line .


⑯   
 • A solid arrow indicates the block No. the part in question is connected to.

⑰ **Replacement Identification Information for Designated Part No.**

⑱ **Location of Replacement Identification Information for Designated Part No.**

- If an arrow mark is indicated in 18, the part is incompatible with a different part No.
- Make sure to order the part of the same manufacture, including the component part.
- To make an order, indicate the part No., which includes the symbol displayed on the applicable section of the part to be replaced.

## When the parts were revised



Ref. No.	Part No.	Description	Reqd. QTY		Serial No.
			CB400 SFX	SFY	
1	45156-MCE-000	CLAMPER, R. FR. BRAKE HOSE ..	1	1	
2	45157-MCE-000	CLAMPER, L. FR. BRAKE HOSE ..	1	1	
3	61100-MCE-000ZA	FENDER COMP., FR. *NH411M*FORCE SILVER METALLIC	1	-	-----3J,4J
	61100-MCE-000ZB	*PB284C*...CANDY PHOENIX BLUE	1	-	-----J,2J
4	61101-MCE-000	PLATE, FR. FENDER (###).....	2	2	-----1008000
	61101-MCE-010	.....	2	2	-----1008001
5	61102-MCE-300	CUSHION, FR. FENDER ..... (BLACK)	2	2	
6	61105-MCE-000	STAY, FR. FENDER MOUNTING ...	2	2	
7	61107-MR7-000	COLLAR (6,5) .....	4	4	
8	96001-06020-00	BOLT, FLANGE, 6X20 .....	4	4	


The number has been used from the initial model without revision.

When shown at the left side, it is applicable to the models of No.1008001 and the subsequent numbers.

When shown at the right side, it is applicable to the models up to No.1008000.

The parts listed with "###" at the end of the parts name have limited supply period (parts not for sale).

## Abbreviations used in the parts catalogue



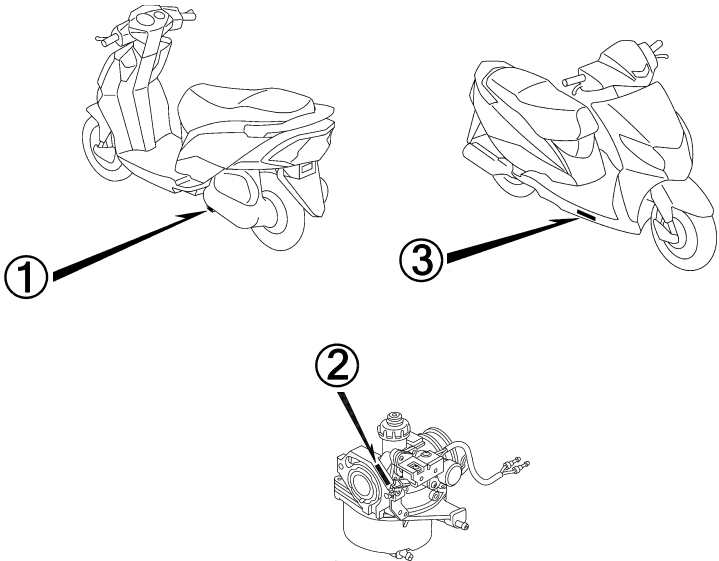
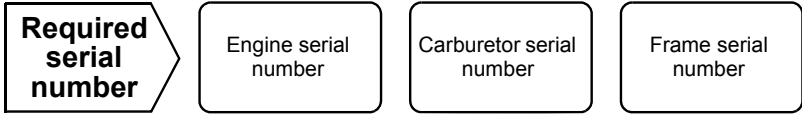
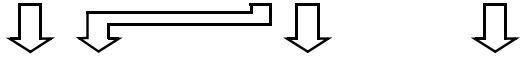
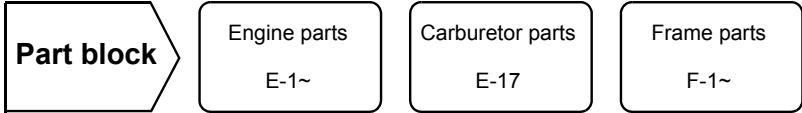
\* "L." or "R." in the description of a part stands for the LEFT hand side or the RIGHT hand side. Determine the left or right as if you were in the motorcycle seat.

### The following abbreviations are used in this parts catalogue.

A ..... Ampere	L. ....Left
ABS ..... Anti-lock brake system	L (100L) .Link (100 Links)
A.C. .... Alternating current	L.E.D. ....Light emitted diode
A.M. .... Attaching mark	MM .....Millimeter
ASSY. .... Assembly	MPH .....Miles per hour
C.D.I. .... Capacitive discharge ignition	R. ....Right
COMP. ... Complete	RR. ....Rear
D.C. .... Direct current	STD. ....Standard
EX. .... Exhaust	T (22T) ...Tooth (22 Teeth)
FR. .... Front	TCS .....Traction control system
G ..... Gram	T.M. ....Transcript mark
HEX. .... Hexagonal	V .....Volt
IN. .... Inlet	W .....Watt
KPH ..... Kilometers per hour	WL .....With labelling
	WOL .....Without labelling



Part block and serial number check



### Models, parts catalogue codes and applicable serial numbers

Models, parts catalogue codes and applicable serial Nos. given in this parts catalogue can be identified as follows.

Parts with parts catalogue codes are exclusive for models destined for countries designated.

If no area codes are listed, parts are for common use.

Model	Area code	Type	Applicable engine serial No.	Applicable frame serial No.	Applicable carburetor identification No.
SCV110Fc	2ID	India			PB5LS A
	ID	India			
SCV110Fd	2ID	India			PB5LW A
	ID	India	JF39E-0000001~	ME4JF392HC8000001~C8999999	
SCV110Ff	3ID	India	JF39E-0000001~	ME4JF394CF7000001~F7099999	PB5TE A
	ID	India	JF39E-1000001~	ME4JF393BF7000001~F7099999	
SCV110FH	2ID	India	JF39E-2000001~	ME4JF39E*G7000001~	5TJ A
	5ID	India	JF39E-1000001~	ME4JF399BG7000001~	PB5TE A
	6ID	India			
	ID	India	JF39E-2000001~	ME4JF39D*G7000001~	5TJ A
SCV110FBc	2ID	India			PB5LS A
	ID	India	JF39E-0000001~	ME4JF391LB8000001~B8999999	
SCV110FBH	5ID	India	JF39E-1000001~	ME4JF39ABG7000001~	PB5TE A
	6ID	India			

\* Of carburetor/throttle body identification numbers, only the portions underlined in the example below are used for registration.

PB5LS A KC ア

## Color chart

- When ordering a colored part, refer to the chart below and use a part number consisting of the relevant basic part number to which has been added a part color code.

SCV110F (SCV110Fc).....2ID

No.	MODEL		SCV110FC							Applicable block No.	Ref. No.
	COLOR		Candy palm green	Mat axis gray metallic	Pearl sunbeam white	Leblon violet metallic	Applicable model				
	CODE		GY-142C	NH-303M	NH-A66P	P-6M	Initial applicable model	Final applicable model			
	Name of colored parts	Basic part No.	GY142	NH303	NHA66	P6					
1	COVER COMP., RR. HANDLE	53250-KZK-900	ZA	ZA	ZA	ZA			F-4	4	
2	COVER SET, FR.	64200-KZK-901	ZC	ZA	ZD	ZB			F-6	2	
3	COVER SET, FR. HANDLE	53200-KZK-900	ZC	ZF	ZD	ZG			F-4	3	
4	COVER SET, L. BODY	83200-KZK-900	ZE	ZC	ZD	ZB			F-8	8	
5	COVER SET, R. BODY	83100-KZK-900	ZE	ZC	ZD	ZB			F-8	7	
6	COVER, CENTER	80151-KZK-900	ZA	ZA	ZA	ZA			F-8	6	
7	COVER, FR. LOWER	64305-KZK-900	ZA	ZC	ZB	ZA			F-6	4	
8	COVER, INNER	81131-KZK-900	ZA	ZA	ZA	ZA			F-6	5	
9	COVER, L. BODY SIDE	83620-KZK-900	ZA	ZA	ZA	ZA			F-8	12	
10	COVER, L. FLOOR SIDE	64330-KZK-900	ZA	ZC	ZB	ZA			F-7	4	
11	COVER, L. RR. SIDE	83630-KZK-900	ZA	ZA	ZA	ZA			F-8	13	
12	COVER, R. BODY SIDE	83520-KZK-900	ZA	ZA	ZA	ZA			F-8	10	
13	COVER, R. FLOOR SIDE	64320-KZK-900	ZA	ZC	ZB	ZA			F-7	3	
14	COVER, R. RR. SIDE	83530-KZK-900	ZA	ZA	ZA	ZA			F-8	11	
15	COVER, RR. CENTER	83510-KZK-900	ZA	ZA	ZA	ZA			F-8	23	
16	FENDER A, FR.	61100-KZK-950	ZE	ZC	ZD	ZB			F-5	6	
17	FENDER B, FR.	61110-KZK-900	ZA	ZA	ZA	ZA			F-5	7	
18	FENDER SET, RR.	80120-KZK-900	ZA	ZA	ZA	ZA			F-15	6	
19	GRIP, RR.	77300-KZK-900	ZE	ZC	ZD	ZB			F-8	5	
20	MARK, FR. COVER	86641-KZK-900	ZE	ZC	ZD	ZE			F-28	6	
21	MARK, HONDA	86101-KZK-900	ZC	ZB	ZD	ZE			F-28	2	
22	MARK, HONDA	86102-KZK-900	ZA	ZA	ZA	ZA			F-28	3	
23	SEAT COMP., DOUBLE	77200-KZK-901	ZA	ZA	ZA	ZA			F-13	2	
24	STEP, FLOOR	64310-KZK-900	ZA	ZA	ZA	ZA			F-7	2	

SCV110F (SCV110Fc).....2ID

No.	MODEL		SCV110FC				
	COLOR		Sports red	Applicable model		Applicable block No.	Ref. No.
	CODE		R-321	Initial applicable model	Final applicable model		
	Name of colored parts	Basic part No.	R321				
1	COVER COMP., RR. HANDLE	53250-KZK-900	ZA			F-4	4
2	COVER SET, FR.	64200-KZK-901	ZE			F-6	2
3	COVER SET, FR. HANDLE	53200-KZK-900	ZE			F-4	3
4	COVER SET, L. BODY	83200-KZK-900	ZA			F-8	8
5	COVER SET, R. BODY	83100-KZK-900	ZA			F-8	7
6	COVER, CENTER	80151-KZK-900	ZA			F-8	6
7	COVER, FR. LOWER	64305-KZK-900	ZA			F-6	4
8	COVER, INNER	81131-KZK-900	ZA			F-6	5
9	COVER, L. BODY SIDE	83620-KZK-900	ZA			F-8	12
10	COVER, L. FLOOR SIDE	64330-KZK-900	ZA			F-7	4
11	COVER, L. RR. SIDE	83630-KZK-900	ZA			F-8	13
12	COVER, R. BODY SIDE	83520-KZK-900	ZA			F-8	10
13	COVER, R. FLOOR SIDE	64320-KZK-900	ZA			F-7	3
14	COVER, R. RR. SIDE	83530-KZK-900	ZA			F-8	11
15	COVER, RR. CENTER	83510-KZK-900	ZA			F-8	23
16	FENDER A, FR.	61100-KZK-950	ZA			F-5	6
17	FENDER B, FR.	61110-KZK-900	ZA			F-5	7
18	FENDER SET, RR.	80120-KZK-900	ZA			F-15	6
19	GRIP, RR.	77300-KZK-900	ZA			F-8	5
20	MARK, FR. COVER	86641-KZK-900	ZE			F-28	6
21	MARK, HONDA	86101-KZK-900	ZE			F-28	2
22	MARK, HONDA	86102-KZK-900	ZA			F-28	3
23	SEAT COMP., DOUBLE	77200-KZK-901	ZA			F-13	2
24	STEP, FLOOR	64310-KZK-900	ZA			F-7	2

## SCV110F (SCV110Fc).....ID

No.	MODEL		SCV110FC							Applicable block No.	Ref. No.
	COLOR		Candy palm green	Mat axis gray metallic	Pearl sunbeam white	Leblon violet metallic	Applicable model				
	CODE		GY-142C	NH-303M	NH-A66P	P-6M	Initial applicable model	Final applicable model			
	Name of colored parts	Basic part No.	GY142	NH303	NHA66	P6					
1	COVER COMP., RR. HANDLE	53250-KZK-900	ZA	ZA	ZA	ZA			F-4	4	
2	COVER SET, FR.	64200-KZK-901	ZC	ZA	ZD	ZB			F-6	2	
3	COVER SET, FR. HANDLE	53200-KZK-900	ZC	ZF	ZD	ZG			F-4	3	
4	COVER SET, L. BODY	83200-KZK-900	ZE	ZC	ZD	ZB			F-8	8	
5	COVER SET, R. BODY	83100-KZK-900	ZE	ZC	ZD	ZB			F-8	7	
6	COVER, CENTER	80151-KZK-900	ZA	ZA	ZA	ZA			F-8	6	
7	COVER, FR. LOWER	64305-KZK-900	ZA	ZC	ZB	ZA			F-6	4	
8	COVER, INNER	81131-KZK-900	ZA	ZA	ZA	ZA			F-6	5	
9	COVER, L. BODY SIDE	83620-KZK-900	ZA	ZA	ZA	ZA			F-8	12	
10	COVER, L. FLOOR SIDE	64330-KZK-900	ZA	ZC	ZB	ZA			F-7	4	
11	COVER, L. RR. SIDE	83630-KZK-900	ZA	ZA	ZA	ZA			F-8	13	
12	COVER, R. BODY SIDE	83520-KZK-900	ZA	ZA	ZA	ZA			F-8	10	
13	COVER, R. FLOOR SIDE	64320-KZK-900	ZA	ZC	ZB	ZA			F-7	3	
14	COVER, R. RR. SIDE	83530-KZK-900	ZA	ZA	ZA	ZA			F-8	11	
15	COVER, RR. CENTER	83510-KZK-900	ZA	ZA	ZA	ZA			F-8	23	
16	FENDER A, FR.	61100-KZK-900	ZE	ZC	ZD	ZB			F-5	6	
17	FENDER B, FR.	61110-KZK-900	ZA	ZA	ZA	ZA			F-5	7	
18	FENDER SET, RR.	80120-KZK-900	ZA	ZA	ZA	ZA			F-15	6	
19	GRIP, RR.	77300-KZK-900	ZE	ZC	ZD	ZB			F-8	5	
20	MARK, FR. COVER	86641-KZK-900	ZE	ZC	ZD	ZE			F-28	6	
21	MARK, HONDA	86101-KZK-900	ZC	ZB	ZD	ZE			F-28	2	
22	MARK, HONDA	86102-KZK-900	ZA	ZA	ZA	ZA			F-28	3	
23	SEAT COMP., DOUBLE	77200-KZK-901	ZA	ZA	ZA	ZA			F-13	2	
24	STEP, FLOOR	64310-KZK-900	ZA	ZA	ZA	ZA			F-7	2	

SCV110F (SCV110Fc).....ID

No.	MODEL		SCV110FC				
	COLOR		Sports red	Applicable model		Applicable block No.	Ref. No.
	CODE		R-321	Initial applicable model	Final applicable model		
	Name of colored parts	Basic part No.	R321				
1	COVER COMP., RR. HANDLE	53250-KZK-900	ZA			F-4	4
2	COVER SET, FR.	64200-KZK-901	ZE			F-6	2
3	COVER SET, FR. HANDLE	53200-KZK-900	ZE			F-4	3
4	COVER SET, L. BODY	83200-KZK-900	ZA			F-8	8
5	COVER SET, R. BODY	83100-KZK-900	ZA			F-8	7
6	COVER, CENTER	80151-KZK-900	ZA			F-8	6
7	COVER, FR. LOWER	64305-KZK-900	ZA			F-6	4
8	COVER, INNER	81131-KZK-900	ZA			F-6	5
9	COVER, L. BODY SIDE	83620-KZK-900	ZA			F-8	12
10	COVER, L. FLOOR SIDE	64330-KZK-900	ZA			F-7	4
11	COVER, L. RR. SIDE	83630-KZK-900	ZA			F-8	13
12	COVER, R. BODY SIDE	83520-KZK-900	ZA			F-8	10
13	COVER, R. FLOOR SIDE	64320-KZK-900	ZA			F-7	3
14	COVER, R. RR. SIDE	83530-KZK-900	ZA			F-8	11
15	COVER, RR. CENTER	83510-KZK-900	ZA			F-8	23
16	FENDER A, FR.	61100-KZK-900	ZA			F-5	6
17	FENDER B, FR.	61110-KZK-900	ZA			F-5	7
18	FENDER SET, RR.	80120-KZK-900	ZA			F-15	6
19	GRIP, RR.	77300-KZK-900	ZA			F-8	5
20	MARK, FR. COVER	86641-KZK-900	ZE			F-28	6
21	MARK, HONDA	86101-KZK-900	ZE			F-28	2
22	MARK, HONDA	86102-KZK-900	ZA			F-28	3
23	SEAT COMP., DOUBLE	77200-KZK-901	ZA			F-13	2
24	STEP, FLOOR	64310-KZK-900	ZA			F-7	2

## SCV110F (SCV110Fd).....2ID

No.	MODEL		SCV110FD							
	COLOR		Mat axis gray metallic NH-303M	Pearl sunbeam white NH-A66P	Sports red R-321	Pearl trance yellow Y-220P	Applicable model		Applicable block No.	Ref. No.
	CODE		NH303	NHA66	R321	Y220	Initial applicable model	Final applicable model		
	Name of colored parts	Basic part No.								
1	COVER COMP., RR. HANDLE	53250-KZK-900	ZA	ZA	ZA	ZA			F-4	4
2	COVER SET, FR.	64200-KZK-D01	ZB	ZC	ZD	ZA			F-6	2
3	COVER SET, FR. HANDLE	53200-KZK-D00	ZB	ZC	ZD	ZA			F-4	3
4	COVER SET, L. BODY	83200-KZK-D00	ZB	ZC	ZD	ZA			F-8	8
5	COVER SET, R. BODY	83100-KZK-D00	ZB	ZC	ZD	ZA			F-8	7
6	COVER, CENTER	80151-KZK-900	ZA	ZA	ZA	ZA			F-8	6
7	COVER, FR. LOWER	64305-KZK-900	ZC	ZB	ZA	ZB			F-6	4
8	COVER, INNER	81131-KZK-900	ZA	ZA	ZA	ZA			F-6	5
9	COVER, L. BODY SIDE	83620-KZK-900	ZA	ZA	ZA	ZA			F-8	12
10	COVER, L. FLOOR SIDE	64330-KZK-900	ZC	ZB	ZA	ZB			F-7	4
11	COVER, L. RR. SIDE	83630-KZK-900	ZA	ZA	ZA	ZA			F-8	13
12	COVER, R. BODY SIDE	83520-KZK-900	ZA	ZA	ZA	ZA			F-8	10
13	COVER, R. FLOOR SIDE	64320-KZK-900	ZC	ZB	ZA	ZB			F-7	3
14	COVER, R. RR. SIDE	83530-KZK-900	ZA	ZA	ZA	ZA			F-8	11
15	COVER, RR. CENTER	83510-KZK-900	ZA	ZA	ZA	ZA			F-8	23
16	FENDER B, FR.	61110-KZK-900	ZA	ZA	ZA	ZA			F-5	7
17	FENDER SET, FR.	61000-KZK-D10	ZB	ZC	ZD	ZA			F-5	5
18	FENDER SET, RR.	80120-KZK-900	ZA	ZA	ZA	ZA			F-15	6
19	GRIP, RR.	77300-KZK-900	ZC	ZD	ZA	ZF			F-8	5
20	MARK	61106-KWP-910	-	-	ZA	-			F-28	1
21	MARK	86611-KZK-910	ZA	ZB	-	ZB			F-28	1
22	MARK, FR. COVER	86641-KZK-900	ZC	ZD	ZE	ZD			F-28	6
23	MARK, HONDA	86101-KZK-900	ZB	ZD	ZE	ZD			F-28	2
24	MARK, HONDA	86102-KZK-900	ZA	ZA	ZA	ZA			F-28	3
25	SEAT COMP., DOUBLE	77200-KZK-D01	ZA	ZA	ZA	ZA			F-13	2
26	STEP, FLOOR	64310-KZK-900	ZA	ZA	ZA	ZA			F-7	2
27	MARK, HET	86833-KWP-D00	ZA	ZA	ZA	ZA			F-28	7

SCV110F (SCV110Fd).....ID

No.	MODEL		SCV110FD							
	COLOR		Mat axis gray metallic NH-303M	Pearl sunbeam white NH-A66P	Sports red R-321	Pearl trance yellow Y-220P	Applicable model		Applicable block No.	Ref. No.
	CODE		NH303	NHA66	R321	Y220	Initial applicable model	Final applicable model		
	Name of colored parts	Basic part No.								
1	COVER COMP., RR. HANDLE	53250-KZK-900	ZA	ZA	ZA	ZA			F-4	4
2	COVER SET, FR.	64200-KZK-D01	ZB	ZC	ZD	ZA			F-6	2
3	COVER SET, FR. HANDLE	53200-KZK-D00	ZB	ZC	ZD	ZA			F-4	3
4	COVER SET, L. BODY	83200-KZK-D00	ZB	ZC	ZD	ZA			F-8	8
5	COVER SET, R. BODY	83100-KZK-D00	ZB	ZC	ZD	ZA			F-8	7
6	COVER, CENTER	80151-KZK-900	ZA	ZA	ZA	ZA			F-8	6
7	COVER, FR. LOWER	64305-KZK-900	ZC	ZB	ZA	ZB			F-6	4
8	COVER, INNER	81131-KZK-900	ZA	ZA	ZA	ZA			F-6	5
9	COVER, L. BODY SIDE	83620-KZK-900	ZA	ZA	ZA	ZA			F-8	12
10	COVER, L. FLOOR SIDE	64330-KZK-900	ZC	ZB	ZA	ZB			F-7	4
11	COVER, L. RR. SIDE	83630-KZK-900	ZA	ZA	ZA	ZA			F-8	13
12	COVER, R. BODY SIDE	83520-KZK-900	ZA	ZA	ZA	ZA			F-8	10
13	COVER, R. FLOOR SIDE	64320-KZK-900	ZC	ZB	ZA	ZB			F-7	3
14	COVER, R. RR. SIDE	83530-KZK-900	ZA	ZA	ZA	ZA			F-8	11
15	COVER, RR. CENTER	83510-KZK-900	ZA	ZA	ZA	ZA			F-8	23
16	FENDER B, FR.	61110-KZK-900	ZA	ZA	ZA	ZA			F-5	7
17	FENDER SET, FR.	61000-KZK-D00	ZB	ZC	ZD	ZA			F-5	4
18	FENDER SET, RR.	80120-KZK-900	ZA	ZA	ZA	ZA			F-15	6
19	GRIP, RR.	77300-KZK-900	ZC	ZD	ZA	ZF			F-8	5
20	MARK	61106-KWP-910	-	-	ZA	-			F-28	1
21	MARK	86611-KZK-910	ZA	ZB	-	ZB			F-28	1
22	MARK, FR. COVER	86641-KZK-900	ZC	ZD	ZE	ZD			F-28	6
23	MARK, HONDA	86101-KZK-900	ZB	ZD	ZE	ZD			F-28	2
24	MARK, HONDA	86102-KZK-900	ZA	ZA	ZA	ZA			F-28	3
25	SEAT COMP., DOUBLE	77200-KZK-D01	ZA	ZA	ZA	ZA			F-13	2
26	STEP, FLOOR	64310-KZK-900	ZA	ZA	ZA	ZA			F-7	2
27	MARK, HET	86833-KWP-D00	ZA	ZA	ZA	ZA			F-28	7





## SCV110F (SCV110FF).....3ID

No.	MODEL		SCV110FF							Applicable block No.	Ref. No.
	COLOR		Candy jazzy blue	Candy palm green	Black	Sports red	Applicable model				
	CODE		B-221C	GY-142C	NH-1	R-321	Initial applicable model	Final applicable model			
	Name of colored parts	Basic part No.	B221X	GY142X	NH1X	R321X					
1	COVER COMP., RR. HANDLE	53250-KZK-900	ZA	ZA	ZA	ZA			F-4	4	
2	COVER SET, FR.	64200-KZK-F40	ZD	ZB	ZA	ZC			F-6	2	
3	COVER SET, FR. HANDLE	53200-KZK-F40	ZD	ZB	ZA	ZC			F-4	3	
4	COVER SET, L. BODY	83200-KZK-F40	ZC	ZB	ZA	ZE			F-8	8	
5	COVER SET, L. FLOOR SIDE	64500-KZK-F40	ZD	ZB	ZA	ZC			F-7	14	
6	COVER SET, R. BODY	83100-KZK-F40	ZC	ZB	ZA	ZE			F-8	7	
7	COVER SET, R. FLOOR SIDE	64400-KZK-F40	ZD	ZB	ZA	ZC			F-7	13	
8	COVER, CENTER	80151-KZK-900	ZA	ZA	ZA	ZA			F-8	6	
9	COVER, FR. LOWER	64305-KZK-900	ZJ	ZG	ZF	ZE			F-6	4	
10	COVER, INNER	81131-KZK-900	ZA	ZA	ZA	ZA			F-6	5	
11	COVER, L. BODY SIDE	83620-KZK-900	ZA	ZA	ZA	ZA			F-8	12	
12	COVER, L. RR. SIDE	83630-KZK-900	ZA	ZA	ZA	ZA			F-8	13	
13	COVER, R. BODY SIDE	83520-KZK-900	ZA	ZA	ZA	ZA			F-8	10	
14	COVER, R. RR. SIDE	83530-KZK-900	ZA	ZA	ZA	ZA			F-8	11	
15	COVER, RR. CENTER	83510-KZK-900	ZA	ZA	ZA	ZA			F-8	23	
16	FENDER B, FR.	61110-KZK-900	ZA	ZA	ZA	ZA			F-5	7	
17	FENDER SET, FR.	61000-KZK-F40	ZD	ZB	ZA	ZC			F-5	4	
18	FENDER SET, RR.	80120-KZK-900	ZA	ZA	ZA	ZA			F-15	6	
19	GRIP, RR.	77300-KZK-900	ZG	ZG	ZG	ZG			F-8	5	
20	MARK	61106-KWP-910	ZA	ZB	ZA	ZA			F-28	1	
21	MARK, HET	86833-KWP-D00	ZA	ZA	ZA	ZA			F-28	7	
22	MARK, HONDA	86101-KZK-900	ZE	ZC	ZE	ZE			F-28	2	
23	MARK, HONDA	86102-KZK-900	ZA	ZA	ZA	ZA			F-28	3	
24	SEAT COMP., DOUBLE	77200-KZK-D01	ZA	ZA	ZA	ZA			F-13	2	
25	STEP, FLOOR	64310-KZK-900	ZA	ZA	ZA	ZA			F-7	2	

SCV110F (SCV110FF).....3ID

No.	MODEL		SCV110FF							
	COLOR		Candy jazzy blue	Candy palm green	Black	Sports red	Applicable model		Applicable block No.	Ref. No.
	CODE		B-221C	GY-142C	NH-1	R-321	Initial applicable model	Final applicable model		
	Name of colored parts	Basic part No.	B221X	GY142X	NH1X	R321X				
26	STRIPE, L. BODY COVER	86832-KZK-F40	ZD	ZB	ZA	ZC			F-28	13
27	STRIPE, L. FLOOR SIDE COVER	86642-KZK-F40	ZD	ZB	ZA	ZC			F-28	9
28	STRIPE, L. FR. COVER	86644-KZK-F40	ZD	ZB	ZA	ZC			F-28	11
29	STRIPE, R. BODY COVER	86831-KZK-F40	ZD	ZB	ZA	ZC			F-28	12
30	STRIPE, R. FLOOR SIDE COVER	86641-KZK-F40	ZD	ZB	ZA	ZC			F-28	8
31	STRIPE, R. FR. COVER	86643-KZK-F40	ZD	ZB	ZA	ZC			F-28	10



## SCV110F (SCV110FF).....ID

No.	MODEL		SCV110FF							Applicable block No.	Ref. No.
	COLOR		Candy jazzy blue	Candy palm green	Black	Sports red	Applicable model				
	CODE		B-221C	GY-142C	NH-1	R-321	Initial applicable model	Final applicable model			
	Name of colored parts	Basic part No.	B221X	GY142X	NH1X	R321X					
1	COVER COMP., RR. HANDLE	53250-KZK-900	ZA	ZA	ZA	ZA			F-4	4	
2	COVER SET, FR.	64200-KZK-F40	ZD	ZB	ZA	ZC			F-6	2	
3	COVER SET, FR. HANDLE	53200-KZK-F40	ZD	ZB	ZA	ZC			F-4	3	
4	COVER SET, L. BODY	83200-KZK-F40	ZC	ZB	ZA	ZE			F-8	8	
5	COVER SET, L. FLOOR SIDE	64500-KZK-F40	ZD	ZB	ZA	ZC			F-7	14	
6	COVER SET, R. BODY	83100-KZK-F40	ZC	ZB	ZA	ZE			F-8	7	
7	COVER SET, R. FLOOR SIDE	64400-KZK-F40	ZD	ZB	ZA	ZC			F-7	13	
8	COVER, CENTER	80151-KZK-900	ZA	ZA	ZA	ZA			F-8	6	
9	COVER, FR. LOWER	64305-KZK-900	ZJ	ZG	ZF	ZE			F-6	4	
10	COVER, INNER	81131-KZK-900	ZA	ZA	ZA	ZA			F-6	5	
11	COVER, L. BODY SIDE	83620-KZK-900	ZA	ZA	ZA	ZA			F-8	12	
12	COVER, L. RR. SIDE	83630-KZK-900	ZA	ZA	ZA	ZA			F-8	13	
13	COVER, R. BODY SIDE	83520-KZK-900	ZA	ZA	ZA	ZA			F-8	10	
14	COVER, R. RR. SIDE	83530-KZK-900	ZA	ZA	ZA	ZA			F-8	11	
15	COVER, RR. CENTER	83510-KZK-900	ZA	ZA	ZA	ZA			F-8	23	
16	FENDER B, FR.	61110-KZK-900	ZA	ZA	ZA	ZA			F-5	7	
17	FENDER SET, FR.	61000-KZK-F40	ZD	ZB	ZA	ZC			F-5	4	
18	FENDER SET, RR.	80120-KZK-900	ZA	ZA	ZA	ZA			F-15	6	
19	GRIP, RR.	77300-KZK-900	ZG	ZG	ZG	ZG			F-8	5	
20	MARK	61106-KWP-910	ZA	ZB	ZA	ZA			F-28	1	
21	MARK, HET	86833-KWP-D00	ZA	ZA	ZA	ZA			F-28	7	
22	MARK, HONDA	86101-KZK-900	ZE	ZC	ZE	ZE			F-28	2	
23	MARK, HONDA	86102-KZK-900	ZA	ZA	ZA	ZA			F-28	3	
24	SEAT COMP., DOUBLE	77200-KZK-F01	ZA	ZA	ZA	ZA			F-13	2	
25	STEP, FLOOR	64310-KZK-900	ZA	ZA	ZA	ZA			F-7	2	

SCV110F (SCV110FF).....ID

No.	MODEL		SCV110FF							
	COLOR		Candy jazzy blue	Candy palm green	Black	Sports red	Applicable model		Applicable block No.	Ref. No.
	CODE		B-221C	GY-142C	NH-1	R-321	Initial applicable model	Final applicable model		
	Name of colored parts	Basic part No.	B221X	GY142X	NH1X	R321X				
26	STRIPE, L. BODY COVER	86832-KZK-F40	ZD	ZB	ZA	ZC			F-28	13
27	STRIPE, L. FLOOR SIDE COVER	86642-KZK-F40	ZD	ZB	ZA	ZC			F-28	9
28	STRIPE, L. FR. COVER	86644-KZK-F40	ZD	ZB	ZA	ZC			F-28	11
29	STRIPE, R. BODY COVER	86831-KZK-F40	ZD	ZB	ZA	ZC			F-28	12
30	STRIPE, R. FLOOR SIDE COVER	86641-KZK-F40	ZD	ZB	ZA	ZC			F-28	8
31	STRIPE, R. FR. COVER	86643-KZK-F40	ZD	ZB	ZA	ZC			F-28	10



## SCV110F (SCV110FH).....2ID

No.	MODEL		SCV110FH				
	COLOR		Mat axis gray metallic NH-303M	Applicable model		Applicable block No.	Ref. No.
	CODE			Initial applicable model	Final applicable model		
	Name of colored parts	Basic part No.	NH303				
1	COVER COMP., RR. HANDLE	53250-KZK-D20	ZA			F-4	4
2	COVER SET, FR. HANDLE	53200-KZK-D20	ZA			F-4	13
3	COVER SET, L. BODY	83200-KZK-D50	ZA			F-8	8
4	COVER SET, R. BODY	83100-KZK-D50	ZA			F-8	7
5	COVER, CENTER	80151-KZK-D20	ZA			F-8	6
6	COVER, FR.	64300-KZK-D20	ZA			F-6-1	3
7	COVER, FR. LOWER	64305-KZK-D20	ZD			F-6-1	6
8	COVER, FR. TOP	64301-KZK-D20	ZD			F-6-1	4
9	COVER, INNER	81131-KZK-D20	ZA			F-6-1	7
10	COVER, L. BODY SIDE	83620-KZK-D20	ZA			F-8	12
11	COVER, L. FLOOR SIDE	64330-KZK-D20	ZA			F-7	4
12	COVER, L. RR. SIDE	83630-KZK-D20	ZA			F-8	13
13	COVER, R. BODY SIDE	83520-KZK-D20	ZA			F-8	10
14	COVER, R. FLOOR SIDE	64320-KZK-D20	ZA			F-7	3
15	COVER, R. RR. SIDE	83530-KZK-D20	ZA			F-8	11
16	COVER, RR. CENTER	83510-KZK-D20	ZA			F-8	23
17	FENDER B, FR.	61110-KZK-D20	ZA			F-5	7
18	FENDER SET, FR.	61000-KZK-D20	ZA			F-5	5
19	FENDER SET, RR.	80120-KZK-900	ZA			F-15	6
20	GRIP, RR.	77300-KZK-900	ZC			F-8	5
21	MARK	86611-KZK-910	ZA			F-28	1
22	MARK, HET BS 4	86833-K43-900	ZA			F-28	18
23	MARK, HONDA	86101-KZK-D20	ZA			F-28	2
24	MARK, HONDA	86102-KZK-900	ZA			F-28	3
25	SEAT COMP., DOUBLE	77200-KZK-F01	ZA			F-13	2
26	STEP, FLOOR	64310-KZK-D20	ZA			F-7	2

SCV110F (SCV110FH).....5ID

No.	MODEL		SCV110FH							
	COLOR		Candy jazzy blue	Candy palm green	Black	Sports red	Applicable model		Applicable block No.	Ref. No.
	CODE		B-221C	GY-142C	NH-1	R-321	Initial applicable model	Final applicable model		
	Name of colored parts	Basic part No.	B221X	GY142X	NH1X	R321X				
1	COVER COMP., RR. HANDLE	53250-KZK-900	ZA	ZA	ZA	ZA			F-4	4
2	COVER SET, FR.	64200-KZK-F40	ZM	ZK	ZJ	ZL			F-6	2
3	COVER SET, FR. HANDLE	53200-KZK-F40	ZD	ZB	ZA	ZC			F-4	3
4	COVER SET, L. BODY	83200-KZK-F40	ZC	ZB	ZA	ZE			F-8	8
5	COVER SET, L. FLOOR SIDE	64500-KZK-F40	ZD	ZB	ZA	ZC			F-7	14
6	COVER SET, R. BODY	83100-KZK-F40	ZC	ZB	ZA	ZE			F-8	7
7	COVER SET, R. FLOOR SIDE	64400-KZK-F40	ZD	ZB	ZA	ZC			F-7	13
8	COVER, CENTER	80151-KZK-900	ZA	ZA	ZA	ZA			F-8	6
9	COVER, FR. LOWER	64305-KZK-900	ZJ	ZG	ZF	ZE			F-6	4
10	COVER, INNER	81131-KZK-900	ZA	ZA	ZA	ZA			F-6	5
11	COVER, L. BODY SIDE	83620-KZK-900	ZA	ZA	ZA	ZA			F-8	12
12	COVER, L. RR. SIDE	83630-KZK-900	ZA	ZA	ZA	ZA			F-8	13
13	COVER, R. BODY SIDE	83520-KZK-900	ZA	ZA	ZA	ZA			F-8	10
14	COVER, R. RR. SIDE	83530-KZK-900	ZA	ZA	ZA	ZA			F-8	11
15	COVER, RR. CENTER	83510-KZK-901	ZB	ZB	ZB	ZB			F-8	23
16	FENDER B, FR.	61110-KZK-900	ZA	ZA	ZA	ZA			F-5	7
17	FENDER SET, FR.	61000-KZK-F40	ZD	ZB	ZA	ZC			F-5	4
18	FENDER SET, RR.	80120-KZK-900	ZA	ZA	ZA	ZA			F-15	6
19	GRIP, RR.	77300-KZK-900	ZG	ZG	ZG	ZG			F-8	5
20	MARK	61106-KWP-910	ZA	ZB	ZA	ZA			F-28	1
21	MARK, HET	86833-KWP-D00	ZA	ZA	ZA	ZA			F-28	7
22	MARK, HONDA	86101-KZK-900	ZE	ZC	ZE	ZE			F-28	2
23	MARK, HONDA	86102-KZK-900	ZA	ZA	ZA	ZA			F-28	3
24	SEAT COMP., DOUBLE	77200-KZK-F01	ZA	ZA	ZA	ZA			F-13	2
25	STEP, FLOOR	64310-KZK-900	ZA	ZA	ZA	ZA			F-7	2



## SCV110F (SCV110FH).....5ID

No.	MODEL		SCV110FH							Applicable block No.	Ref. No.
	COLOR		Candy jazzy blue	Candy palm green	Black	Sports red	Applicable model				
	CODE		B-221C	GY-142C	NH-1	R-321	Initial applicable model	Final applicable model			
	Name of colored parts	Basic part No.	B221X	GY142X	NH1X	R321X					
26	STRIPE, L. BODY COVER	86832-KZK-F40	ZD	ZB	ZA	ZC			F-28	13	
27	STRIPE, L. FLOOR SIDE COVER	86642-KZK-F40	ZD	ZB	ZA	ZC			F-28	9	
28	STRIPE, L. FR. COVER	86644-KZK-F40	ZD	ZB	ZA	ZC			F-28	11	
29	STRIPE, R. BODY COVER	86831-KZK-F40	ZD	ZB	ZA	ZC			F-28	12	
30	STRIPE, R. FLOOR SIDE COVER	86641-KZK-F40	ZD	ZB	ZA	ZC			F-28	8	
31	STRIPE, R. FR. COVER	86643-KZK-F40	ZD	ZB	ZA	ZC			F-28	10	

SCV110F (SCV110FH).....6ID

No.	MODEL		SCV110FH							
	COLOR		Candy jazzy blue	Candy palm green	Black	Sports red	Applicable model		Applicable block No.	Ref. No.
	CODE		B-221C	GY-142C	NH-1	R-321	Initial applicable model	Final applicable model		
	Name of colored parts	Basic part No.	B221X	GY142X	NH1X	R321X				
1	COVER COMP., RR. HANDLE	53250-KZK-900	ZA	ZA	ZA	ZA			F-4	4
2	COVER SET, FR.	64200-KZK-F40	ZD	ZB	ZA	ZC			F-6	2
3	COVER SET, FR. HANDLE	53200-KZK-F40	ZD	ZB	ZA	ZC			F-4	3
4	COVER SET, L. BODY	83200-KZK-F40	ZC	ZB	ZA	ZE			F-8	8
5	COVER SET, L. FLOOR SIDE	64500-KZK-F40	ZD	ZB	ZA	ZC			F-7	14
6	COVER SET, R. BODY	83100-KZK-F40	ZC	ZB	ZA	ZE			F-8	7
7	COVER SET, R. FLOOR SIDE	64400-KZK-F40	ZD	ZB	ZA	ZC			F-7	13
8	COVER, CENTER	80151-KZK-900	ZA	ZA	ZA	ZA			F-8	6
9	COVER, FR. LOWER	64305-KZK-900	ZJ	ZG	ZF	ZE			F-6	4
10	COVER, INNER	81131-KZK-900	ZA	ZA	ZA	ZA			F-6	5
11	COVER, L. BODY SIDE	83620-KZK-900	ZA	ZA	ZA	ZA			F-8	12
12	COVER, L. RR. SIDE	83630-KZK-900	ZA	ZA	ZA	ZA			F-8	13
13	COVER, R. BODY SIDE	83520-KZK-900	ZA	ZA	ZA	ZA			F-8	10
14	COVER, R. RR. SIDE	83530-KZK-900	ZA	ZA	ZA	ZA			F-8	11
15	COVER, RR. CENTER	83510-KZK-901	ZB	ZB	ZB	ZB			F-8	23
16	FENDER B, FR.	61110-KZK-900	ZA	ZA	ZA	ZA			F-5	7
17	FENDER SET, FR.	61000-KZK-F10	ZD	ZB	ZA	ZC			F-5	5
18	FENDER SET, RR.	80120-KZK-900	ZA	ZA	ZA	ZA			F-15	6
19	GRIP, RR.	77300-KZK-900	ZG	ZG	ZG	ZG			F-8	5
20	MARK	61106-KWP-910	ZA	ZB	ZA	ZA			F-28	1
21	MARK, HET	86833-KWP-D00	ZA	ZA	ZA	ZA			F-28	7
22	MARK, HONDA	86101-KZK-900	ZE	ZC	ZE	ZE			F-28	2
23	MARK, HONDA	86102-KZK-900	ZA	ZA	ZA	ZA			F-28	3
24	SEAT COMP., DOUBLE	77200-KZK-F01	ZA	ZA	ZA	ZA			F-13	2
25	STEP, FLOOR	64310-KZK-900	ZA	ZA	ZA	ZA			F-7	2





## SCV110F (SCV110FH).....6ID

No.	MODEL		SCV110FH							
	COLOR		Candy jazzy blue	Candy palm green	Black	Sports red	Applicable model		Applicable block No.	Ref. No.
	CODE		B-221C	GY-142C	NH-1	R-321	Initial applicable model	Final applicable model		
	Name of colored parts	Basic part No.	B221X	GY142X	NH1X	R321X				
26	STRIPE, L. BODY COVER	86832-KZK-F40	ZD	ZB	ZA	ZC			F-28	13
27	STRIPE, L. FLOOR SIDE COVER	86642-KZK-F40	ZD	ZB	ZA	ZC			F-28	9
28	STRIPE, L. FR. COVER	86644-KZK-F40	ZD	ZB	ZA	ZC			F-28	11
29	STRIPE, R. BODY COVER	86831-KZK-F40	ZD	ZB	ZA	ZC			F-28	12
30	STRIPE, R. FLOOR SIDE COVER	86641-KZK-F40	ZD	ZB	ZA	ZC			F-28	8
31	STRIPE, R. FR. COVER	86643-KZK-F40	ZD	ZB	ZA	ZC			F-28	10

SCV110F (SCV110FH).....ID

No.	MODEL		SCV110FH							
	COLOR		Candy jazzy blue	Sports red	Pearl sports yellow	Vibrant orange	Applicable model		Applicable block No.	Ref. No.
	CODE		B-221C	R-321	Y-206P	YR-250	Initial applicable model	Final applicable model		
	Name of colored parts	Basic part No.	B221	R321	Y206	YR250				
1	COVER COMP., RR. HANDLE	53250-KZK-D20	ZA	ZA	ZA	ZA			F-4	4
2	COVER SET, FR.	64200-KZK-D20	ZA	ZD	ZB	ZC			F-6-1	2
3	COVER SET, FR. HANDLE	53200-KZK-D20	ZB	ZE	ZC	ZD			F-4	13
4	COVER SET, L. BODY	83200-KZK-D20	ZA	ZD	ZB	ZC			F-8	8
5	COVER SET, L. FLOOR SIDE	64500-KZK-D20	ZA	ZD	ZB	ZC			F-7	14
6	COVER SET, R. BODY	83100-KZK-D20	ZA	ZD	ZB	ZC			F-8	7
7	COVER SET, R. FLOOR SIDE	64400-KZK-D20	ZA	ZD	ZB	ZC			F-7	13
8	COVER, CENTER	80151-KZK-D20	ZA	ZA	ZA	ZA			F-8	6
9	COVER, FR. LOWER	64305-KZK-D20	ZE	ZC	ZA	ZB			F-6-1	6
10	COVER, FR. TOP	64301-KZK-D20	ZE	ZC	ZA	ZB			F-6-1	4
11	COVER, INNER	81131-KZK-D20	ZA	ZA	ZA	ZA			F-6-1	7
12	COVER, L. BODY SIDE	83620-KZK-D20	ZA	ZA	ZA	ZA			F-8	12
13	COVER, L. RR. SIDE	83630-KZK-D20	ZA	ZA	ZA	ZA			F-8	13
14	COVER, R. BODY SIDE	83520-KZK-D20	ZA	ZA	ZA	ZA			F-8	10
15	COVER, R. RR. SIDE	83530-KZK-D20	ZA	ZA	ZA	ZA			F-8	11
16	COVER, RR. CENTER	83510-KZK-D20	ZA	ZA	ZA	ZA			F-8	23
17	FENDER B, FR.	61110-KZK-D20	ZA	ZA	ZA	ZA			F-5	7
18	FENDER SET, FR.	61000-KZK-D20	ZB	ZA	ZC	ZA			F-5	5
19	FENDER SET, RR.	80120-KZK-900	ZA	ZA	ZA	ZA			F-15	6
20	GRIP, RR.	77300-KZK-900	ZG	ZC	ZC	ZC			F-8	5
21	MARK	61106-KWP-910	ZB	-	ZB	-			F-28	1
22	MARK	86611-KZK-910	-	ZA	-	ZA			F-28	1
23	MARK, HET BS 4	86833-K43-900	ZA	ZA	ZA	ZA			F-28	18
24	MARK, HONDA	86101-KZK-D20	ZC	ZC	ZB	ZB			F-28	2
25	MARK, HONDA	86102-KZK-900	ZA	ZA	ZA	ZA			F-28	3



## SCV110F (SCV110FH).....ID

No.	MODEL		SCV110FH							
	COLOR		Candy jazzy blue	Sports red	Pearl sports yellow	Vibrant orange	Applicable model		Applicable block No.	Ref. No.
	CODE		B-221C	R-321	Y-206P	YR-250	Initial applicable model	Final applicable model		
	Name of colored parts	Basic part No.	B221	R321	Y206	YR250				
26	SEAT COMP., DOUBLE	77200-KZK-F01	ZA	ZA	ZA	ZA			F-13	2
27	STEP, FLOOR	64310-KZK-D20	ZA	ZA	ZA	ZA			F-7	2
28	STRIPE, L. BODY COVER	86832-KZK-D20	ZA	ZD	ZB	ZC			F-28	17
29	STRIPE, L. FR. COVER	86644-KZK-D20	ZA	ZD	ZB	ZC			F-28	15
30	STRIPE, L. SIDE COVER	86642-KZK-D20	ZA	ZD	ZB	ZC			F-28	9
31	STRIPE, R. BODY COVER	86831-KZK-D20	ZA	ZD	ZB	ZC			F-28	16
32	STRIPE, R. FR. COVER	86643-KZK-D20	ZA	ZD	ZB	ZC			F-28	14
33	STRIPE, R. SIDE COVER	86641-KZK-D20	ZA	ZD	ZB	ZC			F-28	8

SCV110FB (SCV110FBC).....2ID

No.	MODEL		SCV110FBC							
	COLOR		Candy palm green	Mat axis gray metallic	Pearl sunbeam white	Leblon violet metallic	Applicable model		Applicable block No.	Ref. No.
	CODE		GY-142C	NH-303M	NH-A66P	P-6M	Initial applicable model	Final applicable model		
	Name of colored parts	Basic part No.	GY142	NH303	NHA66	P6				
1	COVER COMP., RR. HANDLE	53250-KZK-900	ZA	ZA	ZA	ZA			F-4	4
2	COVER SET, FR.	64200-KZK-901	ZC	ZA	ZD	ZB			F-6	2
3	COVER SET, FR. HANDLE	53200-KZK-900	ZC	ZF	ZD	ZG			F-4	3
4	COVER SET, L. BODY	83200-KZK-900	ZE	ZC	ZD	ZB			F-8	8
5	COVER SET, R. BODY	83100-KZK-900	ZE	ZC	ZD	ZB			F-8	7
6	COVER, CENTER	80151-KZK-900	ZA	ZA	ZA	ZA			F-8	6
7	COVER, FR. LOWER	64305-KZK-900	ZA	ZC	ZB	ZA			F-6	4
8	COVER, INNER	81131-KZK-900	ZA	ZA	ZA	ZA			F-6	5
9	COVER, L. BODY SIDE	83620-KZK-900	ZA	ZA	ZA	ZA			F-8	12
10	COVER, L. FLOOR SIDE	64330-KZK-900	ZA	ZC	ZB	ZA			F-7	4
11	COVER, L. RR. SIDE	83630-KZK-900	ZA	ZA	ZA	ZA			F-8	13
12	COVER, R. BODY SIDE	83520-KZK-900	ZA	ZA	ZA	ZA			F-8	10
13	COVER, R. FLOOR SIDE	64320-KZK-900	ZA	ZC	ZB	ZA			F-7	3
14	COVER, R. RR. SIDE	83530-KZK-900	ZA	ZA	ZA	ZA			F-8	11
15	COVER, RR. CENTER	83510-KZK-900	ZA	ZA	ZA	ZA			F-8	23
16	FENDER B, FR.	61110-KZK-900	ZA	ZA	ZA	ZA			F-5	7
17	FENDER SET, FR.	61000-KZK-960	ZC	ZA	ZD	ZB			F-5	5
18	FENDER SET, RR.	80120-KZK-900	ZA	ZA	ZA	ZA			F-15	6
19	GRIP, RR.	77300-KZK-900	ZE	ZC	ZD	ZB			F-8	5
20	MARK	61106-KWP-910	ZB	-	-	ZA			F-28	1
21	MARK	86611-KZK-910	-	ZA	ZB	-			F-28	1
22	MARK, FR. COVER	86641-KZK-900	ZE	ZC	ZD	ZE			F-28	6
23	MARK, HONDA	86101-KZK-900	ZC	ZB	ZD	ZE			F-28	2
24	MARK, HONDA	86102-KZK-900	ZA	ZA	ZA	ZA			F-28	3
25	SEAT COMP., DOUBLE	77200-KZK-901	ZA	ZA	ZA	ZA			F-13	2
26	STEP, FLOOR	64310-KZK-900	ZA	ZA	ZA	ZA			F-7	2



## SCV110FB (SCV110FBC).....2ID

No.	MODEL		SCV110FBC				
	COLOR		Sports red	Applicable model		Applicable block No.	Ref. No.
	CODE			R-321	Initial applicable model		
	Name of colored parts	Basic part No.	R321				
1	COVER COMP., RR. HANDLE	53250-KZK-900	ZA			F-4	4
2	COVER SET, FR.	64200-KZK-901	ZE			F-6	2
3	COVER SET, FR. HANDLE	53200-KZK-900	ZE			F-4	3
4	COVER SET, L. BODY	83200-KZK-900	ZA			F-8	8
5	COVER SET, R. BODY	83100-KZK-900	ZA			F-8	7
6	COVER, CENTER	80151-KZK-900	ZA			F-8	6
7	COVER, FR. LOWER	64305-KZK-900	ZA			F-6	4
8	COVER, INNER	81131-KZK-900	ZA			F-6	5
9	COVER, L. BODY SIDE	83620-KZK-900	ZA			F-8	12
10	COVER, L. FLOOR SIDE	64330-KZK-900	ZA			F-7	4
11	COVER, L. RR. SIDE	83630-KZK-900	ZA			F-8	13
12	COVER, R. BODY SIDE	83520-KZK-900	ZA			F-8	10
13	COVER, R. FLOOR SIDE	64320-KZK-900	ZA			F-7	3
14	COVER, R. RR. SIDE	83530-KZK-900	ZA			F-8	11
15	COVER, RR. CENTER	83510-KZK-900	ZA			F-8	23
16	FENDER B, FR.	61110-KZK-900	ZA			F-5	7
17	FENDER SET, FR.	61000-KZK-960	ZE			F-5	5
18	FENDER SET, RR.	80120-KZK-900	ZA			F-15	6
19	GRIP, RR.	77300-KZK-900	ZA			F-8	5
20	MARK	61106-KWP-910	ZA			F-28	1
21	MARK, FR. COVER	86641-KZK-900	ZE			F-28	6
22	MARK, HONDA	86101-KZK-900	ZE			F-28	2
23	MARK, HONDA	86102-KZK-900	ZA			F-28	3
24	SEAT COMP., DOUBLE	77200-KZK-901	ZA			F-13	2
25	STEP, FLOOR	64310-KZK-900	ZA			F-7	2

SCV110FB (SCV110FBC).....ID

No.	MODEL		SCV110FBC							
	COLOR		Candy palm green	Mat axis gray metallic	Pearl sunbeam white	Leblon violet metallic	Applicable model		Applicable block No.	Ref. No.
	CODE		GY-142C	NH-303M	NH-A66P	P-6M	Initial applicable model	Final applicable model		
	Name of colored parts	Basic part No.	GY142	NH303	NHA66	P6				
1	COVER COMP., RR. HANDLE	53250-KZK-900	ZA	ZA	ZA	ZA			F-4	4
2	COVER SET, FR.	64200-KZK-901	ZC	ZA	ZD	ZB			F-6	2
3	COVER SET, FR. HANDLE	53200-KZK-900	ZC	ZF	ZD	ZG			F-4	3
4	COVER SET, L. BODY	83200-KZK-900	ZE	ZC	ZD	ZB			F-8	8
5	COVER SET, R. BODY	83100-KZK-900	ZE	ZC	ZD	ZB			F-8	7
6	COVER, CENTER	80151-KZK-900	ZA	ZA	ZA	ZA			F-8	6
7	COVER, FR. LOWER	64305-KZK-900	ZA	ZC	ZB	ZA			F-6	4
8	COVER, INNER	81131-KZK-900	ZA	ZA	ZA	ZA			F-6	5
9	COVER, L. BODY SIDE	83620-KZK-900	ZA	ZA	ZA	ZA			F-8	12
10	COVER, L. FLOOR SIDE	64330-KZK-900	ZA	ZC	ZB	ZA			F-7	4
11	COVER, L. RR. SIDE	83630-KZK-900	ZA	ZA	ZA	ZA			F-8	13
12	COVER, R. BODY SIDE	83520-KZK-900	ZA	ZA	ZA	ZA			F-8	10
13	COVER, R. FLOOR SIDE	64320-KZK-900	ZA	ZC	ZB	ZA			F-7	3
14	COVER, R. RR. SIDE	83530-KZK-900	ZA	ZA	ZA	ZA			F-8	11
15	COVER, RR. CENTER	83510-KZK-900	ZA	ZA	ZA	ZA			F-8	23
16	FENDER B, FR.	61110-KZK-900	ZA	ZA	ZA	ZA			F-5	7
17	FENDER SET, FR.	61000-KZK-910	ZC	ZA	ZD	ZB			F-5	4
18	FENDER SET, RR.	80120-KZK-900	ZA	ZA	ZA	ZA			F-15	6
19	GRIP, RR.	77300-KZK-900	ZE	ZC	ZD	ZB			F-8	5
20	MARK	61106-KWP-910	ZB	-	-	ZA			F-28	1
21	MARK	86611-KZK-910	-	ZA	ZB	-			F-28	1
22	MARK, FR. COVER	86641-KZK-900	ZE	ZC	ZD	ZE			F-28	6
23	MARK, HONDA	86101-KZK-900	ZC	ZB	ZD	ZE			F-28	2
24	MARK, HONDA	86102-KZK-900	ZA	ZA	ZA	ZA			F-28	3
25	SEAT COMP., DOUBLE	77200-KZK-901	ZA	ZA	ZA	ZA			F-13	2
26	STEP, FLOOR	64310-KZK-900	ZA	ZA	ZA	ZA			F-7	2



## SCV110FB (SCV110FBC).....ID

No.	MODEL		SCV110FBC				
	COLOR		Sports red R-321	Applicable model		Applicable block No.	Ref. No.
	CODE			Initial applicable model	Final applicable model		
	Name of colored parts	Basic part No.	R321				
1	COVER COMP., RR. HANDLE	53250-KZK-900	ZA			F-4	4
2	COVER SET, FR.	64200-KZK-901	ZE			F-6	2
3	COVER SET, FR. HANDLE	53200-KZK-900	ZE			F-4	3
4	COVER SET, L. BODY	83200-KZK-900	ZA			F-8	8
5	COVER SET, R. BODY	83100-KZK-900	ZA			F-8	7
6	COVER, CENTER	80151-KZK-900	ZA			F-8	6
7	COVER, FR. LOWER	64305-KZK-900	ZA			F-6	4
8	COVER, INNER	81131-KZK-900	ZA			F-6	5
9	COVER, L. BODY SIDE	83620-KZK-900	ZA			F-8	12
10	COVER, L. FLOOR SIDE	64330-KZK-900	ZA			F-7	4
11	COVER, L. RR. SIDE	83630-KZK-900	ZA			F-8	13
12	COVER, R. BODY SIDE	83520-KZK-900	ZA			F-8	10
13	COVER, R. FLOOR SIDE	64320-KZK-900	ZA			F-7	3
14	COVER, R. RR. SIDE	83530-KZK-900	ZA			F-8	11
15	COVER, RR. CENTER	83510-KZK-900	ZA			F-8	23
16	FENDER B, FR.	61110-KZK-900	ZA			F-5	7
17	FENDER SET, FR.	61000-KZK-910	ZE			F-5	4
18	FENDER SET, RR.	80120-KZK-900	ZA			F-15	6
19	GRIP, RR.	77300-KZK-900	ZA			F-8	5
20	MARK	61106-KWP-910	ZA			F-28	1
21	MARK, FR. COVER	86641-KZK-900	ZE			F-28	6
22	MARK, HONDA	86101-KZK-900	ZE			F-28	2
23	MARK, HONDA	86102-KZK-900	ZA			F-28	3
24	SEAT COMP., DOUBLE	77200-KZK-901	ZA			F-13	2
25	STEP, FLOOR	64310-KZK-900	ZA			F-7	2

SCV110FB (SCV110FBH).....5ID

No.	MODEL		SCV110FBH				
	COLOR		Mat axis gray metallic NH-303M	Applicable model		Applicable block No.	Ref. No.
	CODE			Initial applicable model	Final applicable model		
	Name of colored parts	Basic part No.	NH303				
1	COVER COMP., RR. HANDLE	53250-KZK-900	ZA			F-4	4
2	COVER SET, FR.	64200-KZK-G10	ZB			F-6	2
3	COVER SET, FR. HANDLE	53200-KZK-D00	ZB			F-4	3
4	COVER SET, L. BODY	83200-KZK-D00	ZB			F-8	8
5	COVER SET, R. BODY	83100-KZK-D00	ZB			F-8	7
6	COVER, CENTER	80151-KZK-900	ZA			F-8	6
7	COVER, FR. LOWER	64305-KZK-900	ZB			F-6	4
8	COVER, INNER	81131-KZK-900	ZA			F-6	5
9	COVER, L. BODY SIDE	83620-KZK-900	ZA			F-8	12
10	COVER, L. FLOOR SIDE	64330-KZK-900	ZB			F-7	4
11	COVER, L. RR. SIDE	83630-KZK-900	ZA			F-8	13
12	COVER, R. BODY SIDE	83520-KZK-900	ZA			F-8	10
13	COVER, R. FLOOR SIDE	64320-KZK-900	ZB			F-7	3
14	COVER, R. RR. SIDE	83530-KZK-900	ZA			F-8	11
15	COVER, RR. CENTER	83510-KZK-901	ZB			F-8	23
16	FENDER B, FR.	61110-KZK-900	ZA			F-5	7
17	FENDER SET, FR.	61000-KZK-D00	ZB			F-5	4
18	FENDER SET, RR.	80120-KZK-900	ZA			F-15	6
19	GRIP, RR.	77300-KZK-900	ZC			F-8	5
20	MARK	86611-KZK-910	ZA			F-28	1
21	MARK, FR. COVER	86641-KZK-G10	ZA			F-28	6
22	MARK, HET	86833-KWP-D00	ZA			F-28	7
23	MARK, HONDA	86101-KZK-900	ZB			F-28	2
24	MARK, HONDA	86102-KZK-900	ZA			F-28	3
25	SEAT COMP., DOUBLE	77200-KZK-F01	ZA			F-13	2
26	STEP, FLOOR	64310-KZK-900	ZA			F-7	2





## SCV110FB (SCV110FBH).....6ID

No.	MODEL		SCV110FBH				
	COLOR		Mat axis gray metallic NH-303M	Applicable model		Applicable block No.	Ref. No.
	CODE			Initial applicable model	Final applicable model		
	Name of colored parts	Basic part No.	NH303				
1	COVER COMP., RR. HANDLE	53250-KZK-900	ZA			F-4	4
2	COVER SET, FR.	64200-KZK-G10	ZB			F-6	2
3	COVER SET, FR. HANDLE	53200-KZK-D00	ZB			F-4	3
4	COVER SET, L. BODY	83200-KZK-D00	ZB			F-8	8
5	COVER SET, R. BODY	83100-KZK-D00	ZB			F-8	7
6	COVER, CENTER	80151-KZK-900	ZA			F-8	6
7	COVER, FR. LOWER	64305-KZK-900	ZB			F-6	4
8	COVER, INNER	81131-KZK-900	ZA			F-6	5
9	COVER, L. BODY SIDE	83620-KZK-900	ZA			F-8	12
10	COVER, L. FLOOR SIDE	64330-KZK-900	ZB			F-7	4
11	COVER, L. RR. SIDE	83630-KZK-900	ZA			F-8	13
12	COVER, R. BODY SIDE	83520-KZK-900	ZA			F-8	10
13	COVER, R. FLOOR SIDE	64320-KZK-900	ZB			F-7	3
14	COVER, R. RR. SIDE	83530-KZK-900	ZA			F-8	11
15	COVER, RR. CENTER	83510-KZK-901	ZB			F-8	23
16	FENDER B, FR.	61110-KZK-900	ZA			F-5	7
17	FENDER SET, FR.	61000-KZK-D10	ZB			F-5	5
18	FENDER SET, RR.	80120-KZK-900	ZA			F-15	6
19	GRIP, RR.	77300-KZK-900	ZC			F-8	5
20	MARK	86611-KZK-910	ZA			F-28	1
21	MARK, FR. COVER	86641-KZK-G10	ZA			F-28	6
22	MARK, HET	86833-KWP-D00	ZA			F-28	7
23	MARK, HONDA	86101-KZK-900	ZB			F-28	2
24	MARK, HONDA	86102-KZK-900	ZA			F-28	3
25	SEAT COMP., DOUBLE	77200-KZK-F01	ZA			F-13	2
26	STEP, FLOOR	64310-KZK-900	ZA			F-7	2

## Fuel hose, general purpose hoses and vinyl hose

- The standard part fuel hose, general purpose hose and vinyl hose may be substituted by the coiled bulk part.
- When ordering the standard part fuel hose, general purpose hose and vinyl hose use the bulk part number written in the parts catalogue in brackets ( ) underneath the part name, or use the catalogue below.  
(The bulk part standard length is 1 m, however, those displayed in the catalogue < > are available in 3 m and 8 m lengths.)
- When exchanging the hose, cut and use at the specified length as mentioned in the part name.  
(For the method of cutting the bulk part, and method of filling out orders etc., please refer to the service manual and the instructions issued with the bulk part.)
- The list below is a catalogue of the standard part numbers and bulk part numbers. Note that those numbers are applicable to the listed replacement parts only.

Fuel hoses/Tubes			
Standard part No.	Bulk part No.	Bulk part	
		Inner diameter (mm)	Length (m)
95001-30xxx-2x	95001-30001-20M	3.0	1
95001-30xxx-3x	95001-30001-30M	3.0	1
95001-30xxx-4x	95001-30001-40M	3.0	1
95001-35xxx-2x	95001-35001-50M <95001-35003-50M>	3.5	1 3
95001-35xxx-3x	95001-35001-60M <95001-35003-60M>	3.5	1 3
95001-35xxx-4x	95001-35001-60M <95001-35003-60M>	3.5	1 3
95001-35xxx-5x	95001-35001-50M <95001-35003-50M>	3.5	1 3
95001-35xxx-6x	95001-35001-60M <95001-35003-60M>	3.5	1 3
95001-45xxx-2x	95001-45001-50M <95001-45003-50M>	4.5	1 3
95001-45xxx-3x	95001-45001-60M <95001-45003-60M> <95001-45008-60M>	4.5	1 3 8
95001-45xxx-4x	95001-45001-60M <95001-45003-60M> <95001-45008-60M>	4.5	1 3 8
95001-45xxx-5x	95001-45001-50M <95001-45003-50M>	4.5	1 3
95001-45xxx-6x	95001-45001-60M <95001-45003-60M> <95001-45008-60M>	4.5	1 3 8
95001-55xxx-2x	95001-55001-50M <95001-55003-50M> <95001-55008-50M>	5.5	1 3 8

Fuel hoses/Tubes			
Standard part No.	Bulk part No.	Bulk part	
		Inner diameter (mm)	Length (m)
95001-55xxx-3x	95001-55001-60M <95001-55003-60M> <95001-55008-60M>	5.5	1 3 8
95001-55xxx-4x	95001-55001-60M <95001-55003-60M> <95001-55008-60M>	5.5	1 3 8
95001-55xxx-5x	95001-55001-50M <95001-55003-50M> <95001-55008-50M>	5.5	1 3 8
95001-55xxx-6x	95001-55001-60M <95001-55003-60M> <95001-55008-60M>	5.5	1 3 8
95001-75xxx-2x	95001-75001-50M <95001-75003-50M>	7.5	1 3
95001-75xxx-3x	95001-75001-60M <95001-75003-60M> <95001-75008-60M>	7.5	1 3 8
95001-75xxx-4x	95001-75001-60M <95001-75003-60M> <95001-75008-60M>	7.5	1 3 8
95001-75xxx-5x	95001-75001-50M <95001-75003-50M>	7.5	1 3
95001-75xxx-6x	95001-75001-60M <95001-75003-60M> <95001-75008-60M>	7.5	1 3 8
95001-80xxx-2x	95001-80001-50M	8.0	1
95001-80xxx-3x	95001-80001-60M	8.0	1
95001-80xxx-4x	95001-80001-60M	8.0	1
95001-80xxx-5x	95001-80001-50M	8.0	1
95001-80xxx-6x	95001-80001-60M	8.0	1

Vinyl tube				
Standard part No.	Bulk part No.	Bulk part		
		Inner dia- meter (mm)	Outer dia-meter (mm)	Length (m)
95003-01xxx-3x	95003-01001-60M <95003-01003-60M>	2.9	6.8	1 3
95003-01xxx-60	95003-01001-60M <95003-01003-60M>	2.9	6.8	1 3
95003-03xxx-3x	95003-03001-60M <95003-03003-60M>	3.0	6.0	1 3
95003-03xxx-60	95003-03001-60M <95003-03003-60M>	3.0	6.0	1 3
95003-05xxx-3x	95003-05001-60M <95003-05003-60M> <95003-05008-60M>	3.5	6.5	1 3 8
95003-05xxx-60	95003-05001-60M <95003-05003-60M> <95003-05008-60M>	3.5	6.5	1 3 8
95003-07xxx-1x	95003-07001-10M <95003-07003-10M> <95003-07008-10M>	4.0	7.0	1 3 8
95003-07xxx-20	95003-07001-10M <95003-07003-10M> <95003-07008-10M>	4.0	7.0	1 3 8
95003-07xxx-3x	95003-07001-60M <95003-07003-60M> <95003-07008-60M>	4.0	7.0	1 3 8
95003-07xxx-60	95003-07001-60M <95003-07003-60M> <95003-07008-60M>	4.0	7.0	1 3 8
95003-07xxx-7x	95003-07001-70M <95003-07003-70M> <95003-07008-70M>	4.0	7.0	1 3 8
95003-08xxx-1x	95003-08001-10M <95003-08003-10M> <95003-08008-10M>	4.5	6.5	1 3 8
95003-09xxx-3x	95003-09001-60M <95003-09003-60M>	4.5	8.0	1 3
95003-09xxx-60	95003-09001-60M <95003-09003-60M>	4.5	8.0	1 3
95003-10xxx-1x	95003-10001-10M <95003-10003-10M>	5.0	8.0	1 3
95003-10xxx-20	95003-10001-10M <95003-10003-10M>	5.0	8.0	1 3
95003-10xxx-3x	95003-10001-60M <95003-10003-60M>	5.0	8.0	1 3
95003-10xxx-60	95003-10001-60M <95003-10003-60M>	5.0	8.0	1 3
95003-11xxx-3x	95003-11001-60M <95003-11003-60M> <95003-11008-60M>	5.0	9.0	1 3 8
95003-11xxx-60	95003-11001-60M <95003-11003-60M> <95003-11008-60M>	5.0	9.0	1 3 8
95003-12xxx-1x	95003-12001-10M <95003-12003-10M> <95003-12008-10M>	5.0	7.0	1 3 8
95003-12xxx-20	95003-12001-10M <95003-12003-10M> <95003-12008-10M>	5.0	7.0	1 3 8

Vinyl tube				
Standard part No.	Bulk part No.	Bulk part		
		Inner dia- meter (mm)	Outer dia-meter (mm)	Length (m)
95003-14xxx-1x	95003-14001-10M <95003-14003-10M>	6.0	9.0	1 3
95003-14xxx-20	95003-14001-10M <95003-14003-10M>	6.0	9.0	1 3
95003-14xxx-3x	95003-14001-60M <95003-14003-60M>	6.0	9.0	1 3
95003-17xxx-1x	95003-17001-10M <95003-17003-10M>	7.0	9.0	1 3
95003-19xxx-1x	95003-19001-10M <95003-19003-10M> <95003-19008-10M>	7.0	11.0	1 3 8
95003-19xxx-20	95003-19001-10M <95003-19003-10M> <95003-19008-10M>	7.0	11.0	1 3 8
95003-19xxx-3x	95003-19001-60M <95003-19003-60M> <95003-19008-60M>	7.0	11.0	1 3 8
95003-19xxx-60	95003-19001-60M <95003-19003-60M> <95003-19008-60M>	7.0	11.0	1 3 8
95003-21xxx-1x	95003-21001-10M <95003-21003-10M>	8.0	9.0	1 3
95003-21xxx-20	95003-21001-10M <95003-21003-10M>	8.0	9.0	1 3
95003-23xxx-1x	95003-23001-10M <95003-23003-10M>	8.0	12.0	1 3
95003-23xxx-20	95003-23001-10M <95003-23003-10M>	8.0	12.0	1 3
95003-23xxx-3x	95003-23001-60M <95003-23003-60M> <95003-23008-60M>	8.0	12.0	1 3 8
95003-23xxx-60	95003-23001-60M <95003-23003-60M> <95003-23008-60M>	8.0	12.0	1 3 8
95003-25xxx-1x	95003-25001-10M <95003-25003-10M>	9.0	11.0	1 3
95003-25xxx-20	95003-25001-10M <95003-25003-10M>	9.0	11.0	1 3
95003-25xxx-3x	95003-25001-60M <95003-25003-60M>	9.0	11.0	1 3
95003-25xxx-7x	95003-25001-70M <95003-25003-70M>	9.0	11.0	1 3
95003-27xxx-1x	95003-27001-10M <95003-27003-10M>	9.0	13.0	1 3
95003-27xxx-20	95003-27001-10M <95003-27003-10M>	9.0	13.0	1 3
95003-27xxx-3x	95003-27001-60M <95003-27003-60M>	9.0	13.0	1 3
95003-27xxx-60	95003-27001-60M <95003-27003-60M>	9.0	13.0	1 3
95003-33xxx-1x	95003-33001-10M <95003-33003-10M>	10.0	14.0	1 3
95003-33xxx-20	95003-33001-10M <95003-33003-10M>	10.0	14.0	1 3

Vinyl tube				
Standard part No.	Bulk part No.	Bulk part		
		Inner dia- meter (mm)	Outer dia-meter (mm)	Length (m)
95003-36xxx-1x	95003-36001-10M <95003-36003-10M> <95003-36008-10M>	11.0	13.0	1 3 8
95003-36xxx-20	95003-36001-10M <95003-36003-10M> <95003-36008-10M>	11.0	13.0	1 3 8
95003-37xxx-3x	95003-37001-60M <95003-37003-60M>	11.0	15.0	1 3
95003-37xxx-60	95003-37001-60M <95003-37003-60M>	11.0	15.0	1 3
95003-38xxx-1x	95003-38001-10M <95003-38003-10M>	12.0	13.0	1 3
95003-38xxx-20	95003-38001-10M <95003-38003-10M>	12.0	13.0	1 3
95003-39xxx-1x	95003-39001-10M <95003-39003-10M>	12.0	14.0	1 3
95003-39xxx-20	95003-39001-10M <95003-39003-10M>	12.0	14.0	1 3
95003-40xxx-20	95003-40001-10M <95003-40003-10M>	12.0	16.0	1 3
95003-40xxx-3x	95003-40001-60M <95003-40003-60M>	12.0	16.0	1 3
95003-40xxx-60	95003-40001-60M <95003-40003-60M>	12.0	16.0	1 3
95003-43xxx-1x	95003-43001-10M <95003-43003-10M> <95003-43008-10M>	13.0	15.0	1 3 8
95003-43xxx-20	95003-43001-10M <95003-43003-10M> <95003-43008-10M>	13.0	15.0	1 3 8
95003-45xxx-1x	95003-45001-10M <95003-45003-10M> <95003-45008-10M>	14.0	18.0	1 3 8
95003-45xxx-20	95003-45001-10M <95003-45003-10M> <95003-45008-10M>	14.0	18.0	1 3 8
95003-50xxx-1x	95003-50001-10M <95003-50003-10M>	16.0	19.0	1 3
95003-50xxx-20	95003-50001-10M <95003-50003-10M>	16.0	19.0	1 3
95003-50xxx-3x	95003-50001-60M <95003-50003-60M>	16.0	19.0	1 3
95003-55xxx-1x	95003-55001-10M <95003-55003-10M>	17.5	20.5	1 3
95003-55xxx-20	95003-55001-10M <95003-55003-10M>	17.5	20.5	1 3
95003-60xxx-1x	95003-60001-10M <95003-60003-10M>	22.0	27.0	1 3
95003-60xxx-20	95003-60001-10M <95003-60003-10M>	22.0	27.0	1 3
95003-60xxx-3x	95003-60001-60M <95003-60003-60M>	22.0	27.0	1 3
95003-60xxx-60	95003-60001-60M <95003-60003-60M>	22.0	27.0	1 3

General purpose hoses			
Standard part No.	Bulk part No.	Bulk part	
		Inner diameter (mm)	Length (m)
95005-11xxx-3x	95005-11001-30M	11.0	1
95005-11xxx-5x	95005-11001-50M	11.0	1
95005-12xxx-1x	95005-12001-10M <95005-12003-10M>	12.0	1 3
95005-12xxx-2x	95005-12001-20M	12.0	1
95005-12xxx-3x	95005-12001-30M	12.0	1
95005-12xxx-5x	95005-12001-50M	12.0	1
95005-14xxx-1x	95005-14001-10M	14.0	1
95005-14xxx-2x	95005-14001-20M <95005-14003-20M>	14.0	1 3
95005-14xxx-3x	95005-14001-30M	14.0	1
95005-14xxx-5x	95005-14001-50M	14.0	1
95005-17xxx-1x	95005-17001-10M	17.0	1
95005-17xxx-2x	95005-17001-20M	17.0	1
95005-17xxx-3x	95005-17001-30M	17.0	1
95005-17xxx-5x	95005-17001-50M	17.0	1
95005-30xxx-3x	95005-30001-30M	3.0	1
95005-30xxx-5x	95005-30001-50M	3.0	1
95005-35xxx-1x	95005-35001-10M <95005-35003-10M> <95005-35008-10M>	3.5	1 3 8
95005-35xxx-2x	95005-35001-20M	3.5	1
95005-35xxx-3x	95005-35001-30M	3.5	1
95005-35xxx-4x	95005-35001-10M <95005-35003-10M> <95005-35008-10M>	3.5	1 3 8
95005-35xxx-5x	95005-35001-50M	3.5	1
95005-45xxx-1x	95005-45001-10M <95005-45003-10M> <95005-45008-10M>	4.5	1 3 8
95005-45xxx-2x	95005-45001-20M	4.5	1
95005-45xxx-3x	95005-45001-30M	4.5	1

General purpose hoses			
Standard part No.	Bulk part No.	Bulk part	
		Inner diameter (mm)	Length (m)
95005-45xxx-4x	95005-45001-10M <95005-45003-10M> <95005-45008-10M>	4.5	1 3 8
95005-45xxx-5x	95005-45001-50M	4.5	1
95005-50xxx-3x	95005-50001-30M <95005-50003-30M>	5.0	1 3
95005-50xxx-5x	95005-50001-50M	5.0	1
95005-55xxx-1x	95005-55001-10M <95005-55003-10M> <95005-55008-10M>	5.3	1 3 8
95005-55xxx-2x	95005-55001-20M <95005-55003-20M>	5.3	1 3
95005-55xxx-4x	95005-55001-10M <95005-55003-10M> <95005-55008-10M>	5.3	1 3 8
95005-65xxx-1x	95005-65001-10M <95005-65003-10M>	6.5	1 3
95005-65xxx-2x	95005-65001-20M	6.5	1
95005-70xxx-3x	95005-70001-30M <95005-70003-30M>	7.0	1 3
95005-70xxx-5x	95005-70001-50M	7.0	1
95005-75xxx-1x	95005-75001-10M <95005-75003-10M>	7.3	1 3
95005-75xxx-2x	95005-75001-20M	7.3	1
95005-80xxx-1x	95005-80001-10M <95005-80003-10M>	8.0	1 3
95005-80xxx-2x	95005-80001-20M	8.0	1
95005-80xxx-3x	95005-80001-30M	8.0	1
95005-80xxx-5x	95005-80001-50M	8.0	1
95005-91xxx-3x	95005-91001-30M	12.0	1
95005-91xxx-5x	95005-91001-50M	12.0	1
95005-92xxx-3x	95005-92001-30M	12.0	1
95005-92xxx-5x	95005-92001-50M	12.0	1

NOTE: X is displayed to represent the omitted numerals and letters of the roman alphabet.

⊙ **CAUTION: It is DANGEROUS to confuse the fuel hose with the general purpose hose or vinyl hose.**

Never use a general purpose hose or vinyl hose in place of a fuel hose or vice versa. Always use the correct bulk part in the parts catalogue, according to the service manual or the instructions issued with the bulk part.

• Bulk part number of fuel hose, general purpose hose and vinyl hose.

(Example)

9 5 0 0 1 - 7 5 0 0 1 - 5 0 M

Bulk part number: Refers to the bulk part.

Marking code (hose type): (fuel hose and general purpose hose)

Change code (for added hose): (Vinyl hose)

- Indicates number mark or change sequence, however, the code for the bulk part must be strictly 0 (zero).

Types of code:

- Fuel hose
  - 2: Red outside braid (3 mm inside dia. only)
  - 5: Black inside braid
  - 3: Red (3 mm inside dia. only)
  - 4: Ash gray with red stripe (3 mm inside dia. only)
  - 6: Black

- Vinyl hose
  - 1: Clear
  - 2: Black
  - 3: Light red
  - 6: Light red
  - 7: Pale black

- General hose
  - 1: Ash gray
  - 2: Ash gray
  - 3: Black
  - 5: Black

Lengths: 001: 1 m (standard)  
003: 3 m  
008: 8 m

I.D code: (fuel hose and general purpose hose)

30: 3.0 mm	11: 11 mm
35: 3.5 mm	91: 12 mm (outside dia. 15) mm
45: 4.5 mm	92: 12 mm (outside dia. 16) mm
50: 5.0 mm	12: 12 mm (outside dia. 17) mm
55: 5.3 mm, 5.5 mm	14: 14 mm
65: 6.5 mm	17: 17 mm
70: 7.0 mm	
75: 7.3 mm, 7.5 mm	
80: 8.0 mm	

ID./OD. code: (vinyl hose)

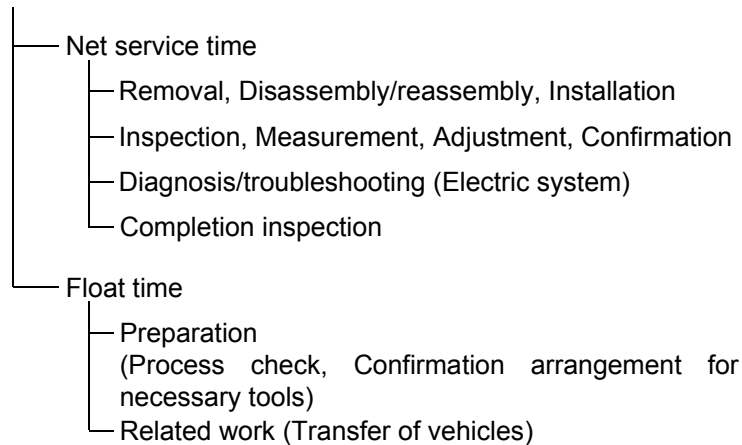
01: ID. 2.9, OD. 6.8 mm	14: ID. 6.0, OD. 9.0 mm	37: ID. 11.0, OD. 15.0 mm
03: ID. 3.0, OD. 6.0 mm	17: ID. 7.0, OD. 9.0 mm	38: ID. 12.0, OD. 13.0 mm
05: ID. 3.5, OD. 6.5 mm	19: ID. 7.0, OD. 11.0 mm	39: ID. 12.0, OD. 14.0 mm
07: ID. 4.0, OD. 7.0 mm	21: ID. 8.0, OD. 9.0 mm	40: ID. 12.0, OD. 16.0 mm
08: ID. 4.5, OD. 6.5 mm	23: ID. 8.0, OD. 12.0 mm	43: ID. 13.0, OD. 15.0 mm
09: ID. 4.5, OD. 8.0 mm	25: ID. 9.0, OD. 11.0 mm	45: ID. 14.0, OD. 18.0 mm
12: ID. 5.0, OD. 7.0 mm	27: ID. 9.0, OD. 13.0 mm	50: ID. 16.0, OD. 19.0 mm
10: ID. 5.0, OD. 8.0 mm	33: ID. 10.0, OD. 14.0 mm	55: ID. 17.5, OD. 20.5 mm
11: ID. 5.0, OD. 9.0 mm	36: ID. 11.0, OD. 13.0 mm	60: ID. 22.0, OD. 27.0 mm

Hose type: 1: Fuel hose  
3: Vinyl hose  
5: General hose

## FLAT RATE SERVICE TIME

Flat rate service time (FRT) means the standard time required to service a MC, which is listed in this manual to help the dealers control the actual working process and calculate the service charge by using it as a guide.

### FRT setting system



\* Float time is set by multiplying the net service time by a given coefficient.

### Editorial style

The service items shown in the text are listed with the exchange work time for the repair sales parts as the subject. Other representative service items not using repair parts (removal/installation, adjustment, inspection/measuring, and other work) are listed collectively in the list in the preface, classified according to the work.

### FRT setting standard

- Decimal system (in unit of 0.1) is adopted to set FRT as it is convenient to calculate the wage.  
Example: (0.1) → 6 minutes, (0.2) → 12 minutes  
[Labor cost per hour] x [FRT] = [Wage]
- FRT is set with a hand tool.
- Service items and FRT can be subject to change depending on development of tools and service equipment and improvement in service procedure.

**Work procedure**

- As the work procedure is set with the work time according to the method in the separate Service Manual, refer to this Manual as required.
- Work methods permitting servicing in the shortest time still permitting assurance of safe work and product warranty are used for the setting of service items not listed in the Service Manual.
- Work basically is to be performed by one person, and when two or more people are required, setting is done as the total time for the number of people.
- The set value for the technological level of the workers uses a person with three years of experience in the repair of Honda vehicles as the standard.
- Special tools and service equipment used to set FRT are those specified or recommended in Service Manual.

**Service item whose FRT is not presented**

- Accessories and service parts that are not listed to use in this manual.
  - Locations with little aging deterioration or breakage during normal use.
  - Service work that can be finished by one touch.
  - Service work that is seldom done (i.e. extremely small causes of trouble and service frequency).
- \* When FRT is not presented, please calculate wages based on appropriate actual work time

**Operation not included of FRT**

- Oil and coolant water draining, Waiting time for warming up operation and etc..
- Additional operation that involves removal/installation of standard exterior equipment.
- Indirect time spent for service by visiting the customer, trade-in, and delivery of a MC.
- Indirect time required for ordering and delivery of parts.
- Cost for grease, adhesive agent, etc. used for service work.

**Explanation of FRT by using an example  
(The example may differ from the actual presented items)**

Ref. No.	L.O.N.	(Relative ref. Number) Description	F.R.T.
②	111118	(1, 3, 4, 7) CAMSHAFT ..... 4.5	②
③	111118A	⑥ • Includes: Valve clearance adjustment Replace rocker arm add ..... 1.0	⑤

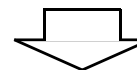
- ① Reference No. of the illustration of part that shows location of the replacement work.
- ② FRT is an abbreviation of Flat Rate Time indicating the standard service time required for the replacement.
- ③ LON is an abbreviation of Labor Operation Number, and it is a classification of the service items by the work unit code.  
  
The same operation code is used regardless of the models.  
  
Standard operation is indicated with 6 digits code, and additional operation is indicated with 7 digits code.
- ④ Indicating the camshaft replacement and FRT4.5.
- ⑤ Indicating FRT1.0 that will be added when additional operation (replace rocker arm) is done in association with camshaft replacement.

- ⑥ Indicating work contents that are included in the service item.
- ⑦ Indicating a reference No. whose operation and time are the same as FRT4.5 for the camshaft.

(The application range is limited to the service items without an LON setting within a same block.)

**How to refer to the service item by using the sample  
(camshaft replacement)**

Open to the page of the block where the camshaft's spare part illustration is shown.



Look for the camshaft illustration, and refer to the service item and FRT that agree with the reference No.



Indication mark for the listing of service items that continues to the following page

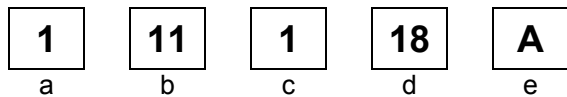
Ref. No.	L.O.N.	(Relative ref. Number) Description	F.R.T.
2	111118	CAMSHAFT .....	4.5
	.	.	.
	.	.	.

+  
Mark indicated at the last line.

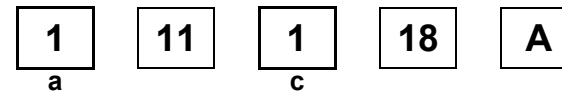
Indication of the block with no setting of FRT

Ref. No.	L.O.N.	(Relative ref. Number) Description	F.R.T.
NO INFORMATION .....			

• LON code system



- a) Category code..... Engine
- b) Location/function code ..... Engine upper
- c) Operation code..... Replace
- d) Operation sequence number (Unit code can be shown with alphabet) ..... camshaft (No regular rule of code)
- e) Additional code ..... replace rocker arm (No regular rule of code)



a) Category codes and classification

Code	Category
1	Engine
2	Transmission
3	Fuel & Exhaust
4	Frame & Body
5	Steering/Suspension
6	Electrical
7	Wheels/Brakes
8	Controls/instrument
9	-
0	-

c) Operation codes and classification

Code	Operation category
1	Replace, Removal/Installation, Change
2	Overhaul
3	Adjust, Balance
4	(Paint-related work: Top-coat)
5	Test, Inspect/diagnose, Measurement, Check
6	(Overhaul-related work: Rebore)
7	(Overhaul-related work: Reseal)
8	(Resurface)
9	(Paint-related work: Refinish)
0	Repair, Cleaning, Air bleeding

Major service items without using spare parts  
Removal/Installation, Adjustment, Inspection/Measurement, Overhaul, Other work

[ E: Engine, F: Frame ]

#### \* OPERATIONS OTHER THAN REPLACING PARTS

##### • Removal/installation

Set for the configuration with the parts removed from the vehicle.

	LON	DESCRIPTION	FRT
E	1101E5	<b>TILTING ENGINE ASSEMBLY-REMOVAL/INSTALLATION</b> INCLUDES: All necessary adjustment	1.0
	3111D6	<b>CARBURETOR ASSEMBLY-REMOVAL/INSTALLATION</b>	0.4
	1101E6	<b>CRANKCASE SEPARATION</b> INCLUDES: Engine removal and installation	3.3

##### • Adjustment

	LON	DESCRIPTION	FRT
E	3113A0	<b>CARBURETOR IDLE-ADJUSTMENT</b>	0.1
	6143A1	<b>SPARK PLUG-ADJUSTMENT/CLEANING</b>	0.3
	1113A0	<b>VALVE CLEARANCE-ADJUSTMENT</b> NOTE: For 1 vehicle	0.5
F	6163A0	<b>HEADLIGHT-AIMING</b>	0.1
	7113A0	<b>FRONT BRAKE-ADJUSTMENT</b> EXCLUDES: Front brake shoe adjustment	0.1
	7113A0A	Adjust the equalizer add	0.5
	7113A1	<b>REAR BRAKE-ADJUSTMENT</b> EXCLUDES: Rear brake shoe adjustment	0.1
	7113A1A	Adjust the equalizer add	0.5
	3113A3	<b>THROTTLE OPERATION-ADJUSTMENT</b>	0.1

##### • Inspection/Measurement

	LON	DESCRIPTION	FRT
E	1115A0	<b>COMPRESSION PRESSURE-MEASUREMENT</b>	0.3
	3115A0	<b>CARBURETOR FLOAT LEVEL-MEASUREMENT</b>	0.5
	6145A0	<b>IGNITION TIMING-INSPECTION</b>	0.2
F	6105A0	<b>BATTERY-CHARGE</b> INCLUDES: In case of open type battery, checking electrolyte level and charge.	0.3

##### • Overhaul

Work condition: The required Measurements, inspections, adjustments, and cleaning/washing of each part are performed, including the main body removal/installation work and the replacement of defective parts.

	LON	DESCRIPTION	FRT
E	311200	<b>CARBURETOR-OVERHAUL</b> INCLUDES: All necessary adjustment	0.7

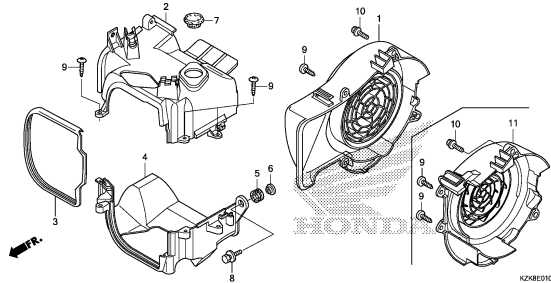
##### • Other work

	LON	DESCRIPTION	FRT
E	1130A1	<b>OIL FILTER SCREEN-CLEANING</b>	0.1

# ENGINE GROUP

E-1

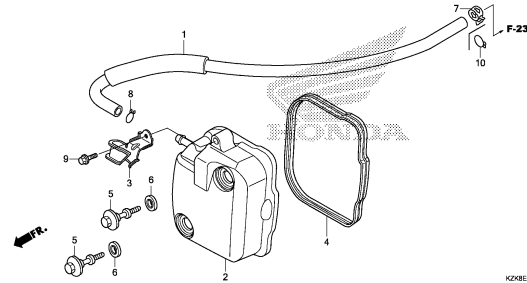
SHROUD/FAN COVER



KZ8E0100A

E-2

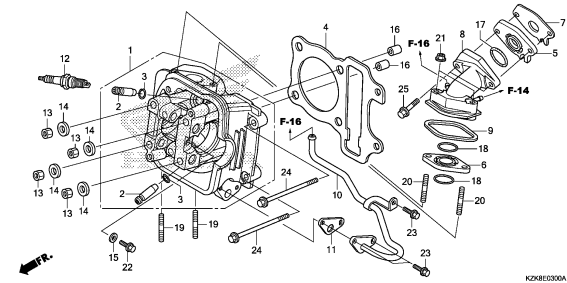
CYLINDER HEAD COVER



KZ8E0200A

E-3

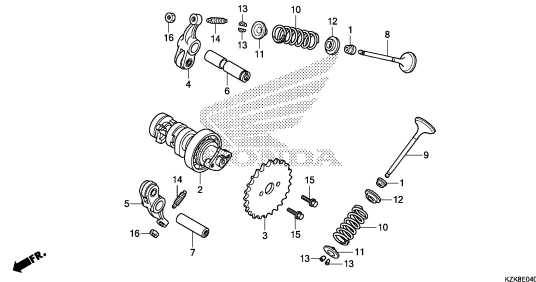
CYLINDER HEAD



KZ8E0300A

E-4

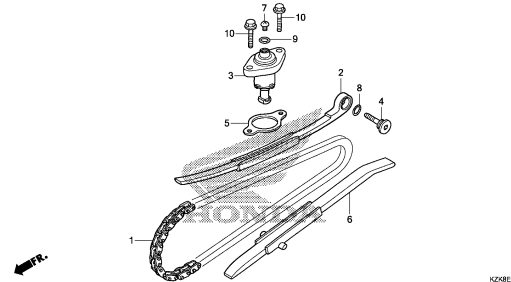
CAMSHAFT/VALVE



KZ8E0400A

E-5

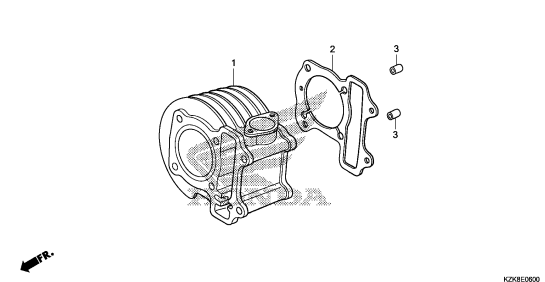
CAM CHAIN/TENSIONER



KZ8E0500

E-6

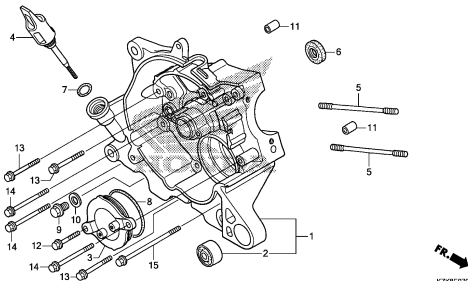
CYLINDER



KZ8E0600

E-7

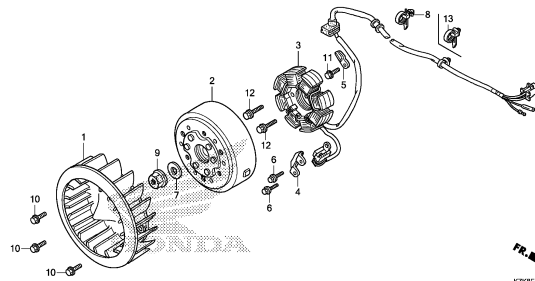
RIGHT CRANKCASE



KZ8E0700

E-8

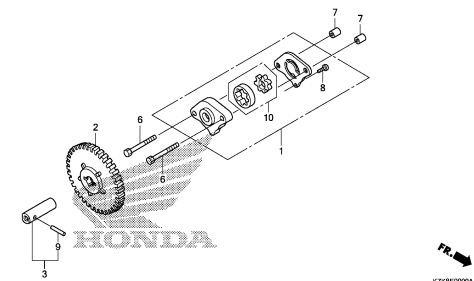
GENERATOR



KZ8E0800A

E-9

OIL PUMP

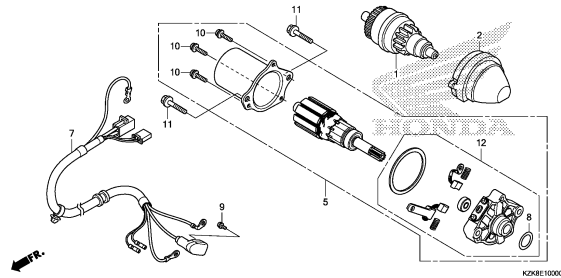


KZ8E0900A

# ENGINE GROUP

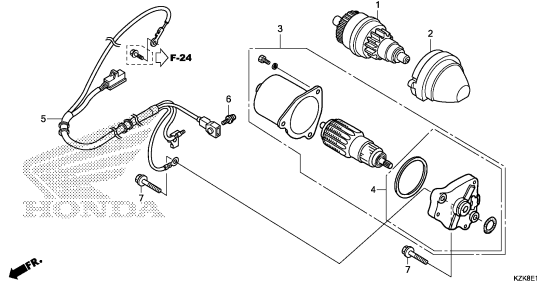
E-10

STARTING MOTOR(1)



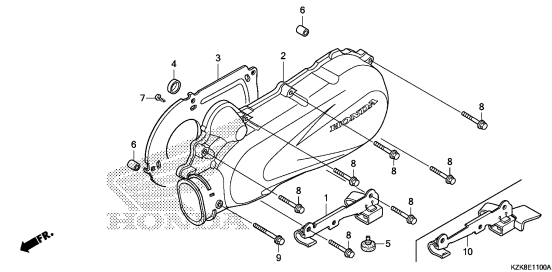
E-10-1

STARTING MOTOR(2)



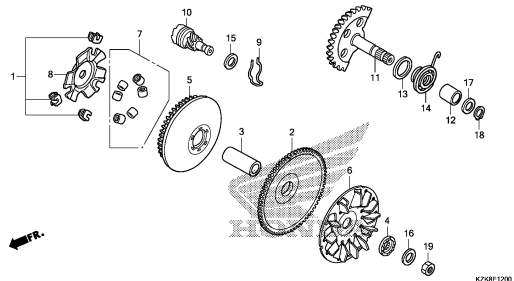
E-11

LEFT SIDE COVER



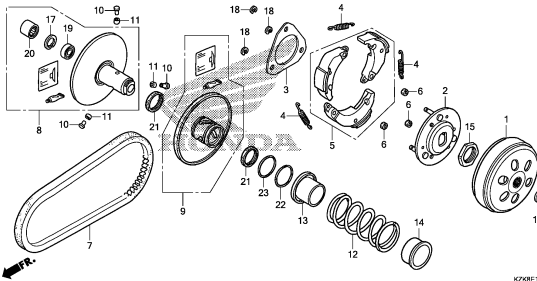
E-12

DRIVE FACE



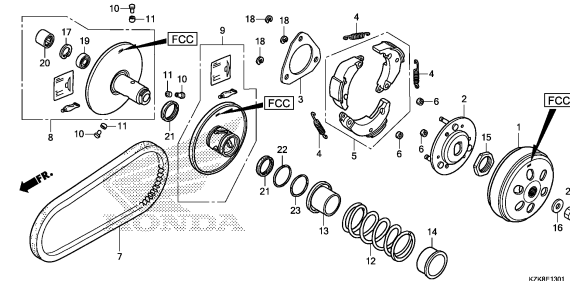
E-13

DRIVEN FACE(SCV110FC/FBC)



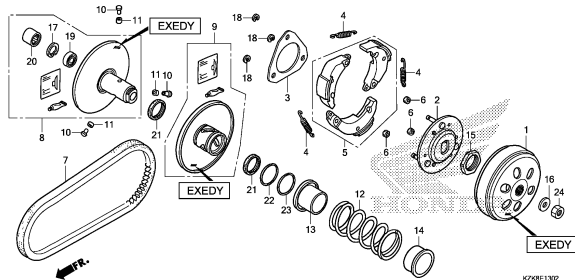
E-13-1

DRIVEN FACE(SCV110FD/FF/FH/FBH)  
(F.C.C.)



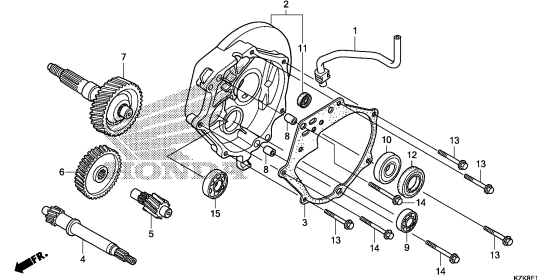
E-13-2

DRIVEN FACE(SCV110FD/FF/FH/FBH)  
(EXEDY)



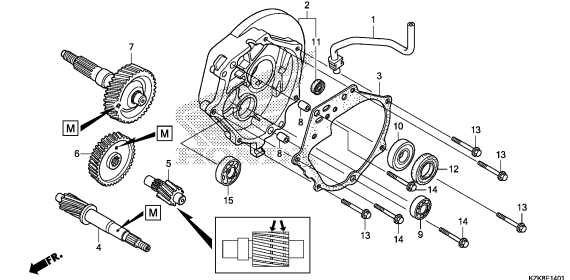
E-14

TRANSMISSION  
(SCV110FC/FD/FF-3ID/FBC)



E-14-1

TRANSMISSION(SCV110FF-ID/FH/FBH)  
(MUSASHI)

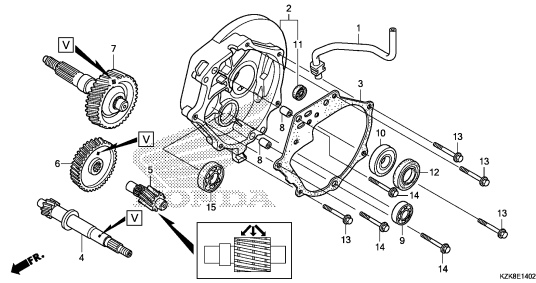


2

# ENGINE GROUP

E-14-2

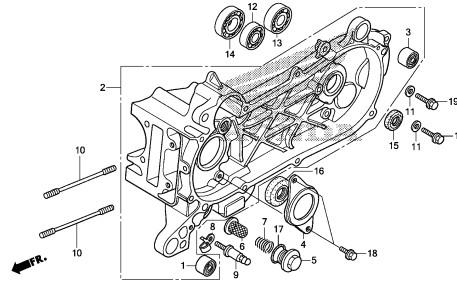
TRANSMISSION(SCV110FF-ID/FH/FBH)  
(VARROC)



KZSBE1402

E-15

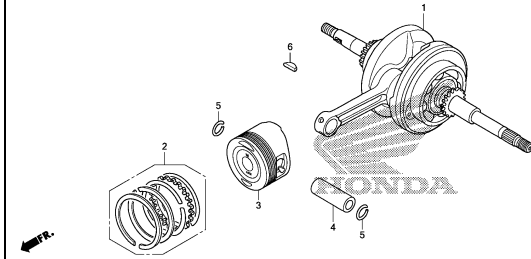
LEFT CRANKCASE



KZSBE1500

E-16

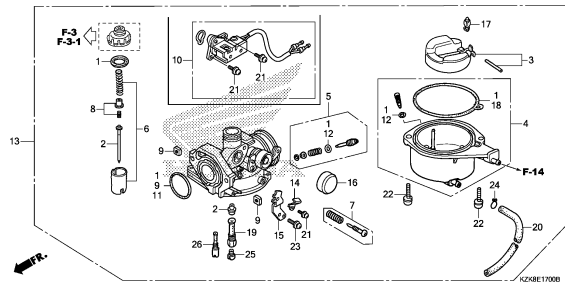
CRANKSHAFT/PISTON



KZSBE1600

E-17

CARBURETOR



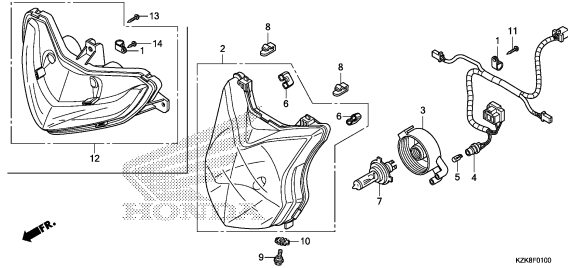
KZSBE17000

2

# FRAME GROUP

F-1

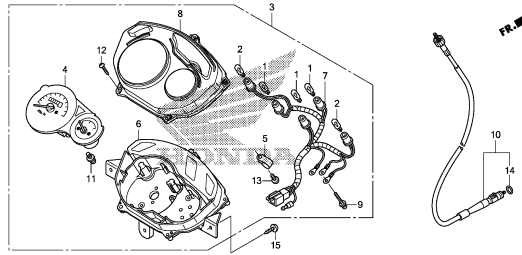
HEADLIGHT



K2K8F0100

F-2

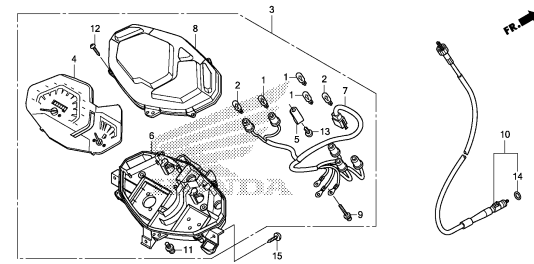
METER(1)



K2K8F0200

F-2-1

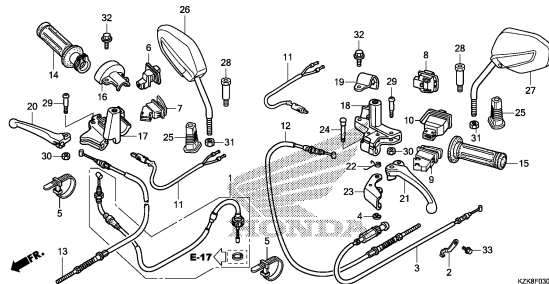
METER(2)



K2K8F0201

F-3

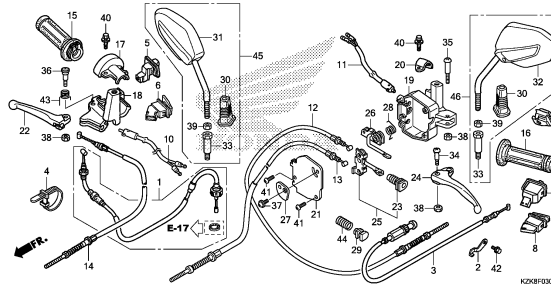
HANDLE LEVER/SWITCH/CABLE(STD)



K2K8F0300

F-3-1

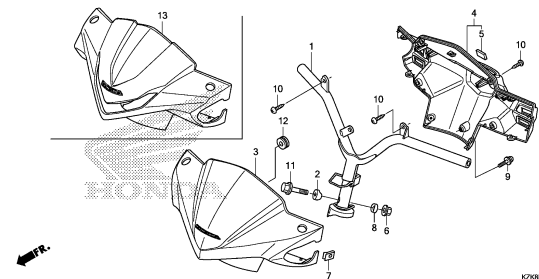
HANDLE LEVER/SWITCH/CABLE(CBS)



K2K8F0301A

F-4

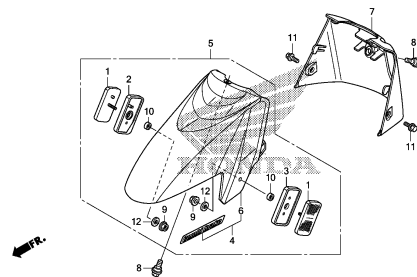
STEERING HANDLE/HANDLE COVER



K2K8F0400B

F-5

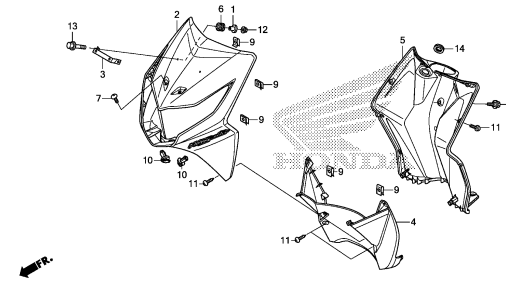
FRONT FENDER



K2K8F0500

F-6

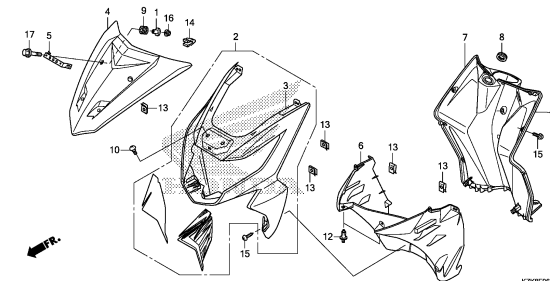
FRONT COVER(1)



K2K8F0600A

F-6-1

FRONT COVER(2)

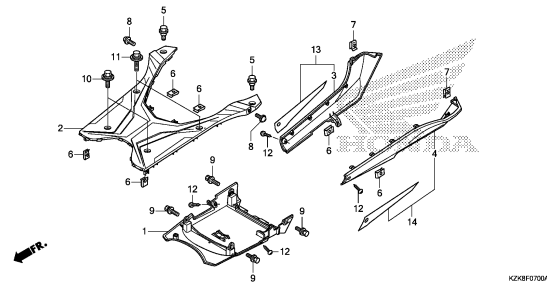


K2K8F0601

# FRAME GROUP

F-7

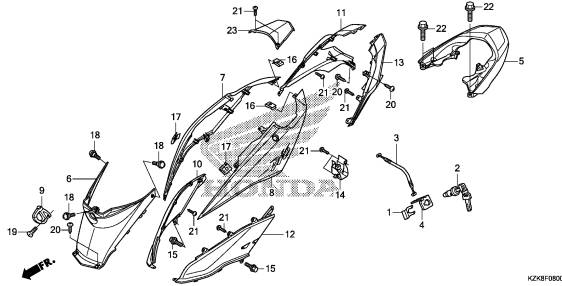
FLOOR STEP



K2XBF0700A

F-8

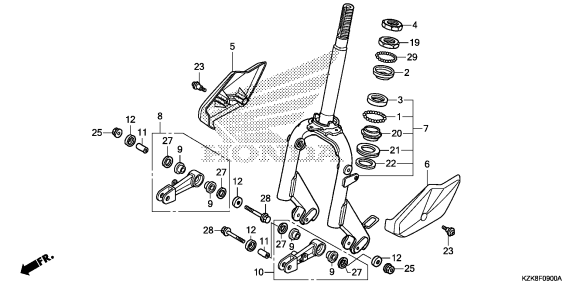
BODY COVER



K2XBF0800A

F-9

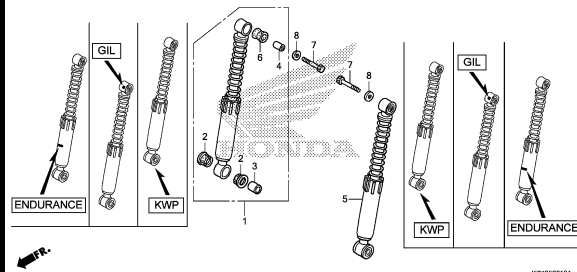
FRONT FORK



K2XBF0900A

F-9-10

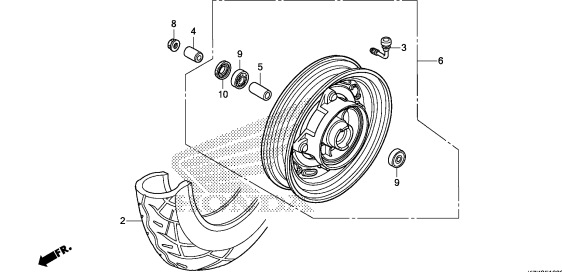
FRONT CUSHION



K2XBF0910A

F-10

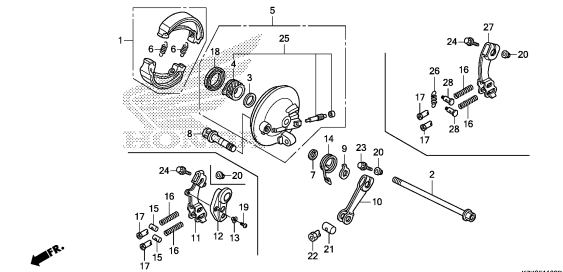
FRONT WHEEL



K2XBF1000C

F-11

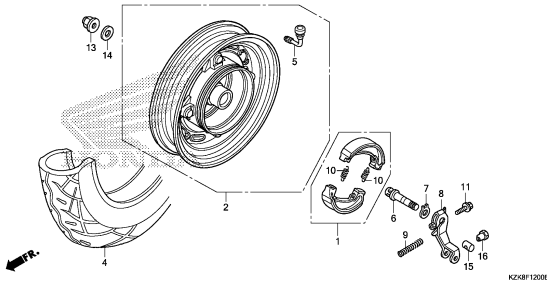
FRONT BRAKE PANEL



K2XBF1100D

F-12

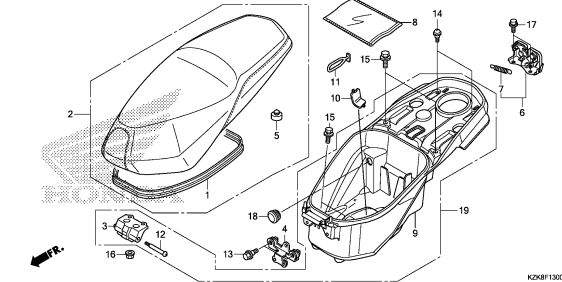
REAR WHEEL



K2XBF1200B

F-13

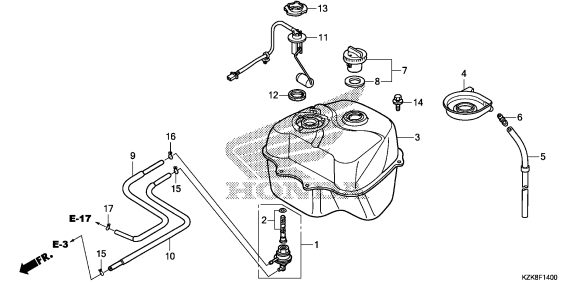
SEAT/LUGGAGE BOX



K2XBF1300A

F-14

FUEL TANK

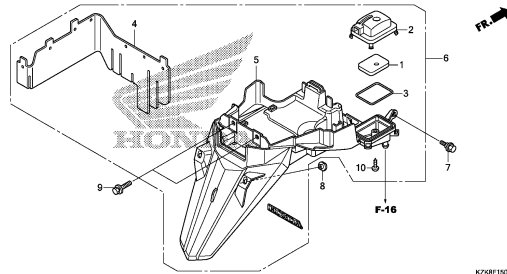


K2XBF1400

# FRAME GROUP

F-15

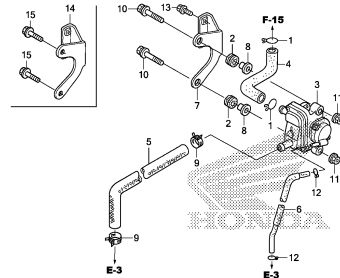
REAR FENDER



K258F1500

F-16

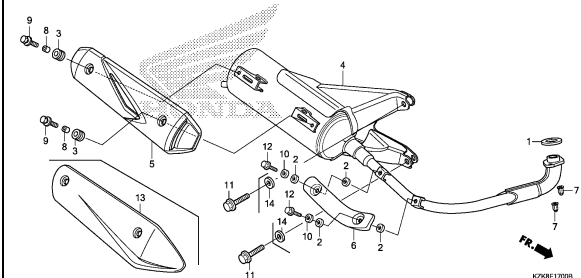
AIR SUCTION VALVE



K258F1600A

F-17

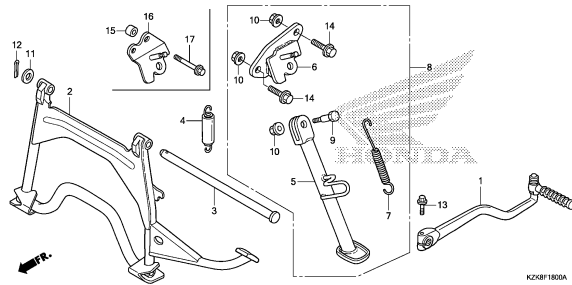
EXHAUST MUFFLER



K258F1700B

F-18

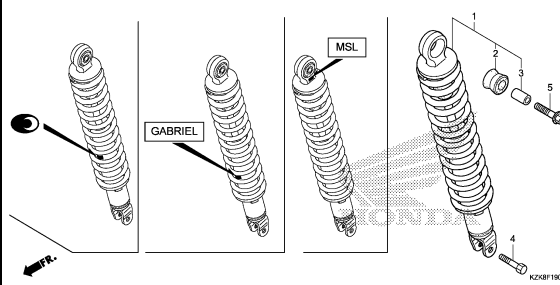
KICK STARTER ARM/STAND



K258F1800A

F-19

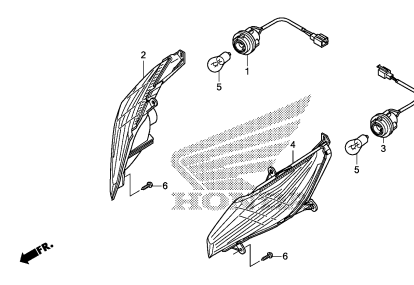
REAR CUSHION



K258F1900B

F-20

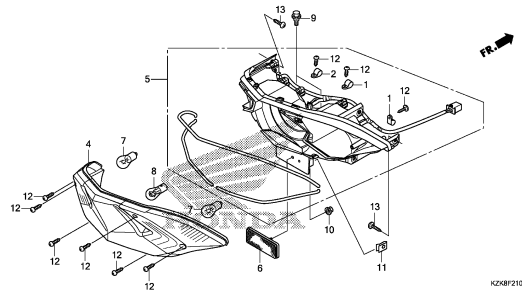
FRONT WINKER



K258F2000

F-21

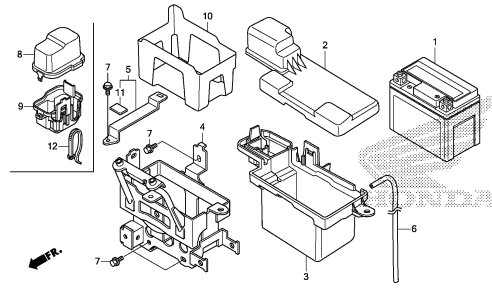
REAR COMBINATION LIGHT



K258F2100A

F-22

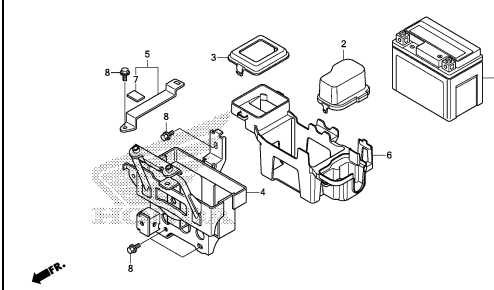
BATTERY(SCV110FC/FD/FF-3ID/FBC)



K258F2200C

F-22-1

BATTERY(SCV110FF-ID/FH/FBH)



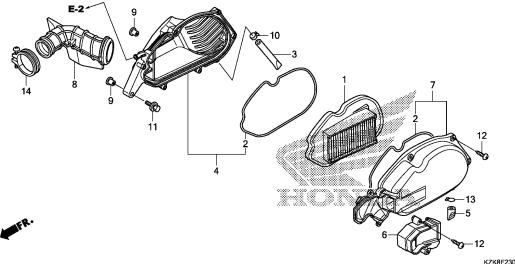
K258F2201



# FRAME GROUP

F-23

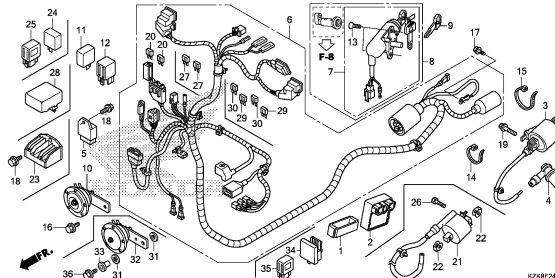
AIR CLEANER



K258F2300

F-24

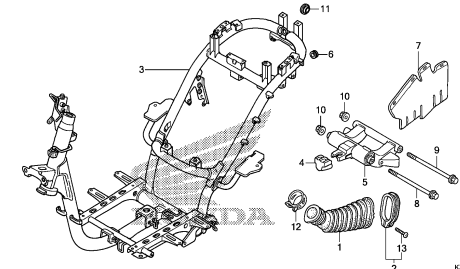
WIRE HARNESS



K258F24000

F-25

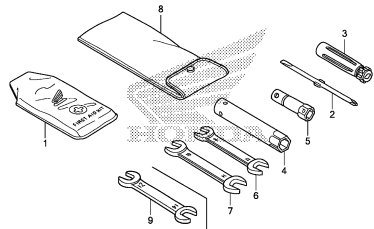
FRAME BODY



K258F2500

F-26

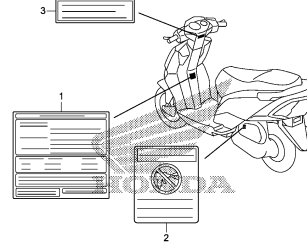
TOOL



K258F26000

F-27

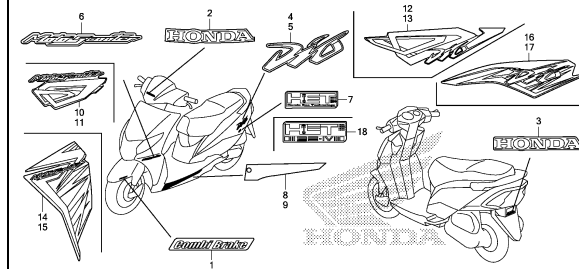
CAUTION LABEL



K258F2700

F-28

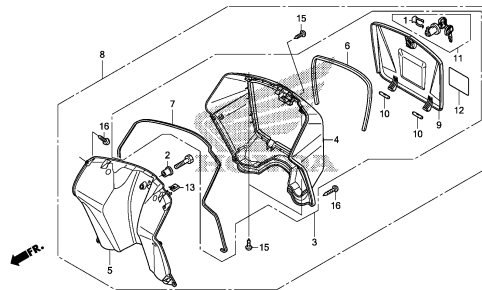
MARK



K258F2800C

FOP-1

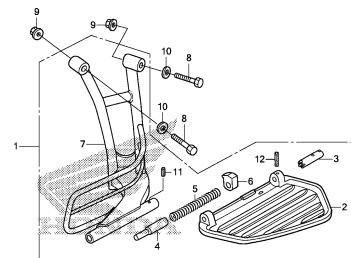
INNER BOX



K258Y0100A

FOP-2

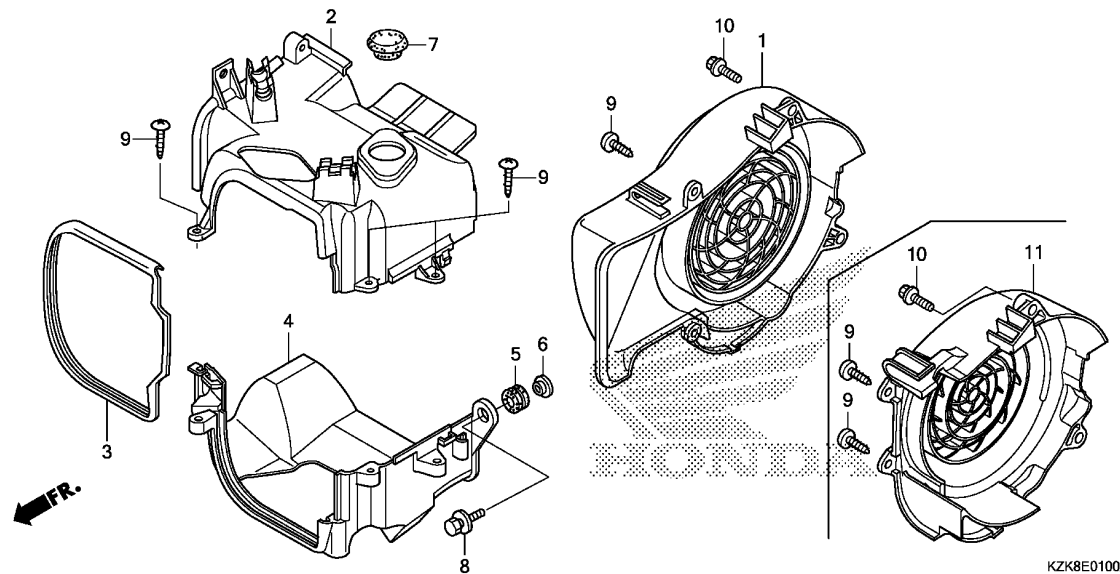
SARI STEP SET



K258Y0200

# E-1

# SHROUD/FAN COVER



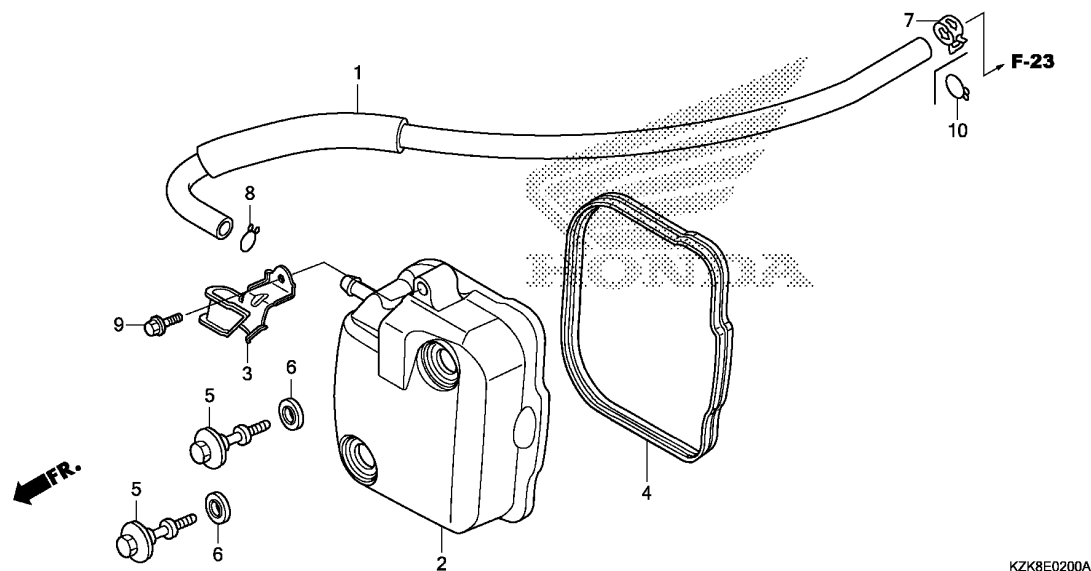
Ref. No.	L.O.N.	(Relative ref. Number) Description	F.R.T.
1		(11) COVER, FAN .....	0.2
2	1151E0	COVER, FAN .....	0.5
	1111U9	SHROUD, ENGINE :UPPER .....	
4		(3) SHROUD, ENGINE :LOWER .....	0.9
	1111V0	SHROUD, ENGINE :LOWER .....	
	1111Y1	SHROUD, ENGINE :BOTH .....	0.9

Ref. No.	Part No.	Description	Reqd. QTY						Serial No.	Parts catalogue code
			C	SCV110F			SCV110FB			
				D	F	H	C	H		
1	19610-KWP-900	COVER COMP., FAN .....	1	-	-	-	1	-		
2	19621-KVT-940	SHROUD, IN. ....	1	-	-	-	1	-		
	19621-KWP-D00	.....	-	1	1	1	-	1		
3	19625-KVT-940	SEAL, SHROUD .....	1	-	-	-	1	-		
	19625-KWP-D00	.....	-	1	1	1	-	1		
4	19631-KVT-940	SHROUD, EX. ....	1	-	-	-	1	-		
	19631-KVT-D00	.....	-	1	1	1	-	1		
5	19639-GBC-000	RUBBER, MOUNTING .....	1	1	1	1	1	1		
6	33715-GB0-900	COLLAR, TAILLIGHT SETTING ...	1	1	1	1	1	1		
7	82871-671-000	GROMMET, DRAIN HOLE, 25MM ...	1	1	1	1	1	1		
8	93404-06020-00	BOLT-WASHER, 6X20 .....	1	1	1	1	1	1		
9	93903-25380	SCREW, TAPPING, 5X16 .....	5	5	5	5	5	5		
10	96001-06025-07	BOLT, FLANGE, 6X25 .....	2	2	2	2	2	2		
11	19610-KWP-D00	COVER COMP., FAN .....	-	1	1	1	-	1		



E-2

CYLINDER HEAD COVER



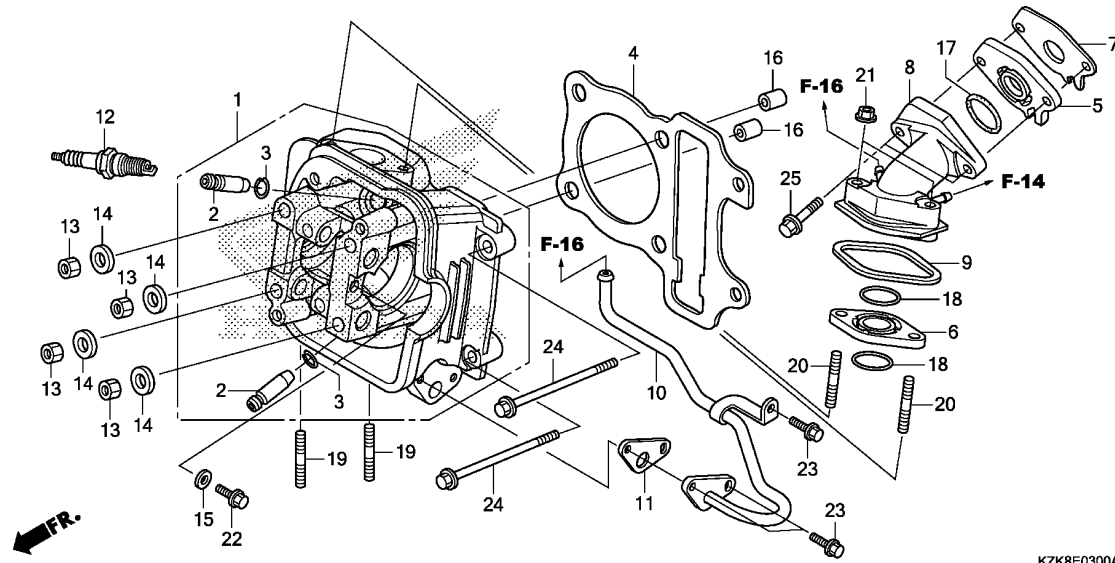
Ref. No.	L.O.N.	(Relative ref. Number) Description	F.R.T.
2	1111C4	COVER, CYLINDER HEAD .....	0.3
4	1111D2	GASKET, CYLINDER HEAD COVER ..	0.3

KZK8E0200A

Ref. No.	Part No.	Description	Reqd. QTY						Serial No.	Parts catalogue code
			C	SCV110F D	F	H	SCV110FB C	H		
1	11211-KWP-900	TUBE, BREATHER .....	1	1	1	1	1	1		
2	12310-KWP-901	COVER COMP., CYLINDER HEAD ..	1	1	1	1	1	1		
3	12315-KZN-900	CLAMPER, THROTTLE CABLE .....	1	1	1	1	1	1		
4	12391-KWP-900	GASKET, CYLINDER HEAD COVER ..	1	1	1	1	1	1		
5	90017-KPL-900	BOLT, HEAD COVER .....	2	2	2	2	2	2		
6	90543-MV9-670	RUBBER, MOUNTING .....	2	2	2	2	2	2		
7	90602-KPL-900	CLAMP, TUBE(D12.0) .....	1	1	-	-	1	-		
8	95002-02120	CLIP, TUBE(B12) .....	1	1	1	-	1	1		
	90601-KWP-F00	.....	-	-	-	1	-	-	-----	2ID,1D
	95002-02120	.....	-	-	-	1	-	-	-----	5ID,6ID
9	96001-06014-00	BOLT, FLANGE, 6X14 .....	1	1	1	1	1	1		
10	95002-02130	CLIP, TUBE(B12.5) .....	-	-	1	-	-	1		
	90653-KWP-F00	.....	-	-	-	1	-	-	-----	2ID,1D
	95002-02130	.....	-	-	-	1	-	-	-----	5ID,6ID

# E-3

# CYLINDER HEAD



KZK8E0300A

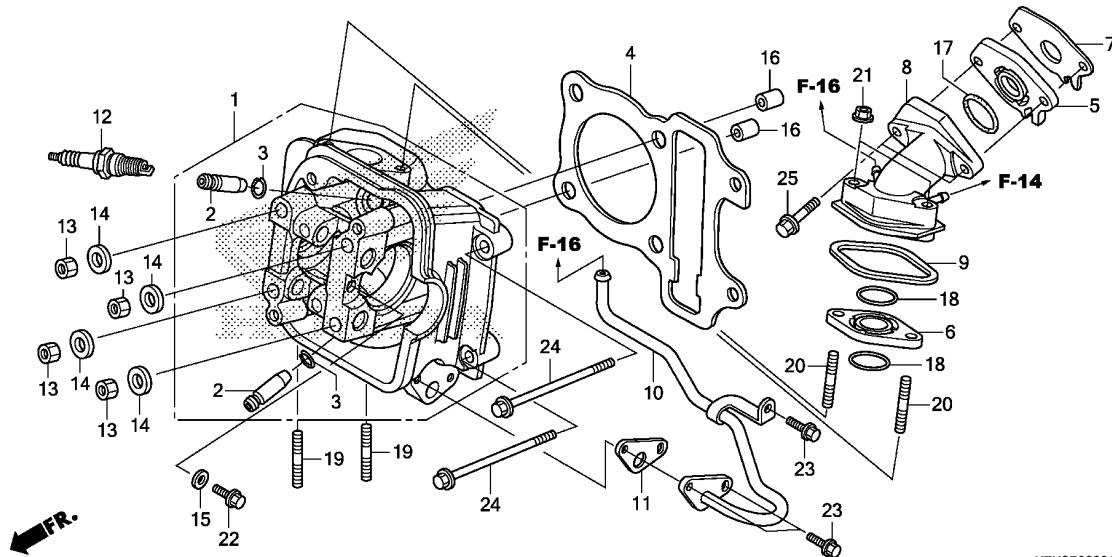
Ref. No.	L.O.N.	(Relative ref. Number) Description	F.R.T.
1	111106	HEAD, CYLINDER ..... .INCLUDES: Engine removal and installation .INCLUDES: Valve adjust and reface	2.7
2	1111L9	GUIDE, INTAKE VALVE(ONE) ..... .INCLUDES: Engine removal and installation .INCLUDES: Reaming .INCLUDES: Valve adjust and reface	2.4
	1111M0	GUIDE, EXHAUST VALVE(ONE) .... .INCLUDES: Engine removal and installation .INCLUDES: Reaming .INCLUDES: Valve adjust and reface	2.4
	1111M9	GUIDE, VALVE :FOR 1 VEHICLE .. .INCLUDES: Engine removal and installation .INCLUDES: Reaming .INCLUDES: Valve adjust and reface	2.7
+ 4	111115	GASKET, CYLINDER HEAD .....	1.5

Ref. No.	Part No.	Description	Reqd. QTY						Serial No.	Parts catalogue code
			C	SCV110F D	F	H	SCV110FB C	H		
1	12200-KWP-900	HEAD COMP., CYLINDER .....	1	-	-	-	1	-		
	12200-KWP-D00	.....	-	1	1	1	-	1		
2	12204-KWP-P00	GUIDE, VALVE(O.S.) .....	2	2	2	2	2	2		
3	12206-KPL-900	CLIP, VALVE GUIDE .....	2	2	2	2	2	2		
4	12251-KPL-840	GASKET, CYLINDER HEAD .....	1	-	-	-	1	-		
	12251-KWP-901	GASKET, CYLINDER HEAD(BANCO)	1	-	-	-	1	-		
	12251-KWP-D01	GASKET, CYLINDER HEAD	-	1	1	1	-	1		
		(STD/0.25/0.50)	-							
	12252-KWP-D00	GASKET, CYLINDER HEAD	-	(1)	(1)	(1)	-	(1)		
		(0.75/1.00)	-							
5	16211-KWP-900	INSULATOR A, CARBURETOR .....	1	1	1	1	1	1		
6	16212-KWP-900	INSULATOR B, CARBURETOR .....	1	1	1	1	1	1		
7	16229-KRP-601	GASKET A, CARBURETOR INSULATOR	1	1	1	1	1	1		
8	17110-KWP-900	PIPE COMP., IN. ....	1	-	-	-	1	-		
	17110-KWP-D00	.....	-	1	1	1	-	1		
9	17113-KWP-900	RUBBER, IN. PIPE SEAL .....	1	1	1	1	1	1		
10	18640-KWP-900	PIPE COMP., AIR FEED .....	1	-	-	-	1	-		
	18640-KWP-D00	.....	-	1	1	1	-	1		
11	18645-KVY-900	GASKET, AIR FEED PIPE .....	1	1	1	1	1	1		
12	31917-KPH-901	PLUG, SPARK(CPR7EA-9)(NGK) ..	1	-	-	-	1	-		
	31917-KWP-D01	PLUG, SPARK(MR7C-9N)(NGK) ..	-	1	1	1	-	1		
13	90201-GCC-000	NUT, HEX., 7MM .....	4	4	4	4	4	4		
14	90401-GCC-000	WASHER, 7.2X16X2.5 .....	4	4	4	4	4	4		
15	90402-KWP-900	WASHER, 6MM .....	1	1	1	1	1	1		
16	90701-KPL-900	DOWEL PIN, SPECIAL, 8X14 .....	2	2	2	2	2	2		
17	91304-KWP-900	O-RING, 25X2.4 .....	1	1	1	1	1	1		



E-3

CYLINDER HEAD



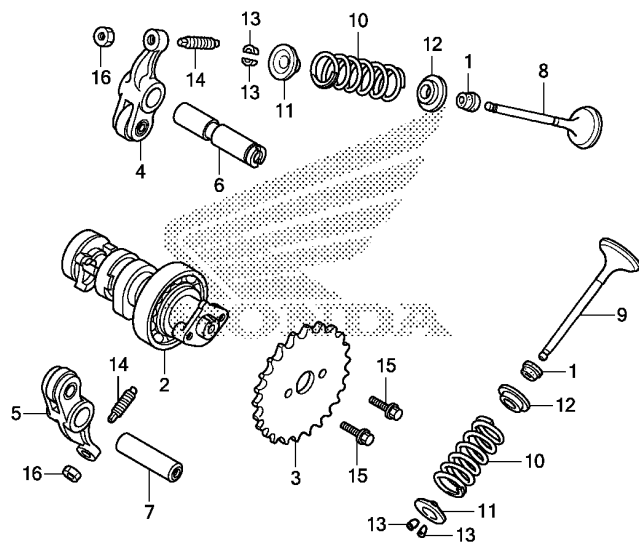
KZK8E0300A

Ref. No.	L.O.N.	(Relative ref. Number) Description	F.R.T.
+ 4		.INCLUDES: Engine removal and installation	
5	311131	INSULATOR, THROTTLE BODY/ (7,17) CARBURETOR .....	0.4
8	111107	MANIFOLD, INTAKE .....	0.4
10	3111D1	PIPE, SECONDARY AIR .....	0.4
12	614130	PLUG, SPARK .....	0.3

Ref. No.	Part No.	Description	Reqd. QTY						Serial No.	Parts catalogue code
			C	SCV110F D	F	H	SCV110FB C	H		
18	91308-GFM-900	O-RING, 25.5X1.9 .....	2	2	2	2	2	2		
19	92900-06016-0B	BOLT, STUD, 6X16 .....	2	-	-	-	2	-		
	90004-KGF-910	BOLT, STUD, 7X17 .....	-	2	2	2	-	2		
20	92900-06035-0B	BOLT, STUD, 6X35 .....	2	2	2	2	2	2		
21	94050-06000	NUT, FLANGE, 6MM .....	2	2	2	2	2	2		
22	95701-06014-00	BOLT, FLANGE, 6X14 .....	1	1	1	1	1	1		
	95702-06014-00	.....	1	1	1	-	1	-	-----	2ID, ID
23	95701-06018-00	BOLT, FLANGE, 6X18 .....	3	3	3	3	3	3		
	95702-06018-00	.....	3	3	3	-	3	-	-----	2ID, ID
24	95701-06100-00	BOLT, FLANGE, 6X100 .....	2	2	2	2	2	2		
	95702-06100-00	.....	2	2	2	-	2	-	-----	2ID, ID
25	96001-06028-00	BOLT, FLANGE, 6X28 .....	2	2	2	2	2	2		

E-4

CAMSHAFT/VALVE



KZK8E0400A

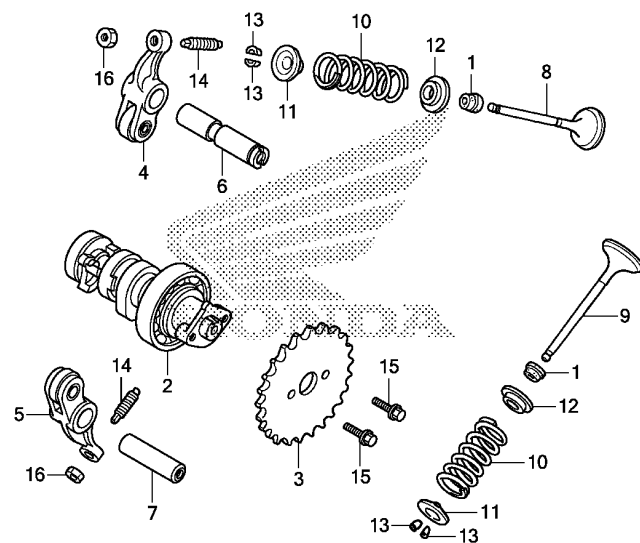
Ref. No.	L.O.N.	(Relative ref. Number) Description	F.R.T.
2	111118	CAMSHAFT ..... .INCLUDES: Valve adjustment	1.7
3	1111Q4	SPROCKET, CAM ..... (6)	0.6
4	1111K8	ARM, INTAKE VALVE ROCKER(ONE) .INCLUDES: Valve adjustment	1.7
5	1111K9	ARM, EXHAUST VALVE ROCKER(ONE) .INCLUDES: Valve adjustment	1.7
	1111L8	ARM, VALVE ROCKER :FOR 1 VEHICLE .....	1.7
8	1111N0	VALVE, INTAKE(ONE) ..... .INCLUDES: Engine removal and installation	2.0
9	1111N1	VALVE, EXHAUST(ONE) ..... .INCLUDES: Engine removal and installation	2.0
	1111P0	VALVE :FOR 1 VEHICLE ..... .INCLUDES: Engine removal and installation .INCLUDES: Refacing	2.2

Ref. No.	Part No.	Description	Reqd. QTY						Serial No.	Parts catalogue code
			C	SCV110F D	F	H	SCV110FB C	H		
1	12209-GB4-682	SEAL, VALVE STEM(ARAI) .....	2	2	2	2	2	2	----- 2ID,5ID,6ID,ID	
	12209-KWP-D01	SEAL, VALVE STEM(SKF) .....	-	2	2	2	-	-		
2	14100-KWP-901	CAMSHAFT COMP. ....	1	-	-	-	1	-	----- 2ID,ID ----- 5ID,6ID	
	14100-KWP-D00	.....	-	1	1	-	-	1		
	14100-KWP-D01	.....	-	-	-	1	-	-		
3	14321-KWP-900	SPROCKET, CAM(34T) .....	1	1	1	1	1	1		
4	14430-KWP-900	ARM COMP., IN. VALVE ROCKER ..	1	1	1	1	1	1		
5	14440-KWP-900	ARM COMP., EX. VALVE ROCKER ..	1	1	1	1	1	1		
6	14451-KVY-900	SHAFT, IN. ROCKER ARM .....	1	-	-	-	1	-		
	14461-GCC-000	SHAFT, EX. ROCKER ARM (INLET SIDE) .....	-	1	1	1	-	1		
7	14461-GCC-000	SHAFT, EX. ROCKER ARM .....	1	1	1	1	1	1		
8	14711-KVY-900	VALVE, IN. ....	1	1	1	1	1	1		
9	14721-KVY-900	VALVE, EX. ....	1	1	1	1	1	1		
10	14751-KWP-900	SPRING, VALVE .....	2	2	2	2	2	2		
11	14771-GB4-680	RETAINER, VALVE SPRING .....	2	2	2	2	2	2		
12	14775-KWP-900	SEAT, VALVE SPRING .....	2	2	2	2	2	2		
13	14781-KPL-900	COTTER, VALVE .....	4	4	4	4	4	4		
14	90012-333-000	SCREW, TAPPET ADJUSTING .....	2	-	-	-	2	-		
	90012-KWW-740	.....	-	2	2	2	-	2		
15	90083-KRM-840	BOLT, KNOCK, 5MM .....	2	2	2	2	2	2		
16	90206-KPL-900	NUT, TAPPET ADJUSTING .....	2	2	2	2	2	2		



E-4

CAMSHAFT/VALVE



KZK8E0400A

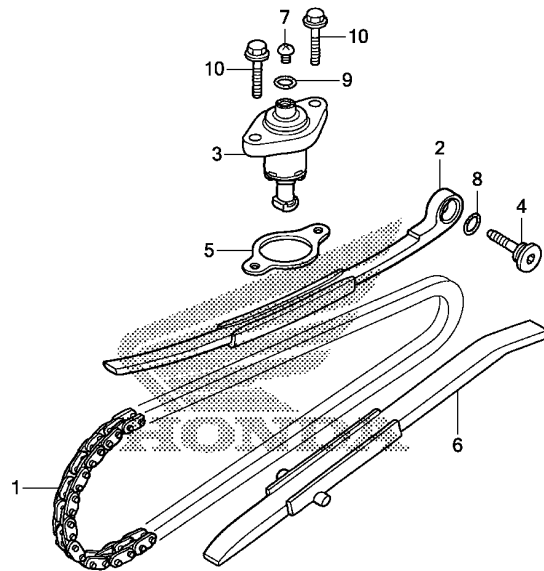
Ref. No.	L.O.N.	(Relative ref. Number) Description	F.R.T.
10		(1,11,12,13)	
1111P2		INTAKE VALVE SPRING AND/OR STEM SEAL(ONE) .....	1.8
		.INCLUDES: Engine removal and installation	
1111P3		EXHAUST VALVE SPRING AND/OR STEM SEAL(ONE) .....	1.8
		.INCLUDES: Engine removal and installation	
1111Q2		VALVE SPRING AND/OR STEM SEAL :FOR 1 VEHICLE .....	1.9
		.INCLUDES: Engine removal and installation	

2

FR.

**E-5**

**CAM CHAIN/TENSIONER**



Ref. No.	L.O.N.	(Relative ref. Number) Description	F.R.T.
1	110140	CHAIN, CAM ..... .INCLUDES: Engine removal and installation	3.6
2	111130	TENSIONER, CAM CHAIN ..... .INCLUDES: Engine removal and installation	2.2
3	111133	LIFTER, TENSIONER ..... (5)	0.6
6	111139	GUIDE, CAM CHAIN ..... .INCLUDES: Engine removal and installation	1.5

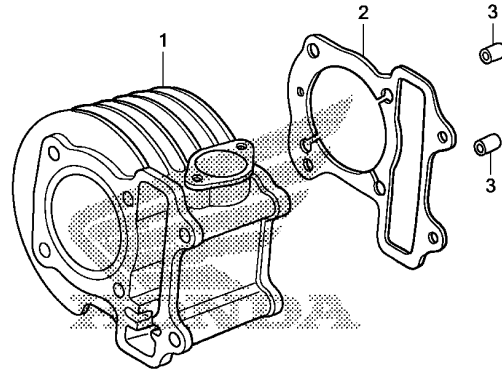
Ref. No.	Part No.	Description	Reqd. QTY						Serial No.	Parts catalogue code
			C	SCV110F D	F	H	SCV110FB C	H		
1	14401-KWP-901	CHAIN, CAM(90L) .....	1	1	1	1	1	1		
2	14510-KWP-900	TENSIONER, CAM CHAIN .....	1	1	1	1	1	1		
3	14520-KPL-840	LIFTER ASSY., TENSIONER .....	1	1	1	-	1	1		
	14520-KZK-D21	LIFTER ASSY., TENSIONER(ADVIK) .....	-	-	-	1	-	-	-----	2ID,1D
	14520-KPL-840	LIFTER ASSY., TENSIONER .....	-	-	-	1	-	-	-----	5ID,6ID
4	14531-GCC-000	PIVOT, CAM CHAIN TENSIONER ..	1	1	1	1	1	1		
5	14560-KCW-880	GASKET, TENSIONER LIFTER .....	1	1	1	1	1	1		
6	14611-KWP-900	GUIDE, CAM CHAIN .....	1	1	1	1	1	1		
7	90005-KY7-000	SCREW, PAN, 6X6 .....	1	1	1	1	1	1		
8	91301-HM5-630	O-RING, 15.2X1.5 .....	1	1	1	1	1	1		
9	91306-105-690	O-RING, 9.5X1.5 .....	1	1	1	1	1	1		
10	95701-06022-00	BOLT, FLANGE, 6X22 .....	2	2	2	2	2	2		
	95702-06022-00	.....	2	2	2	-	2	-	-----	2ID,1D





E-6

CYLINDER



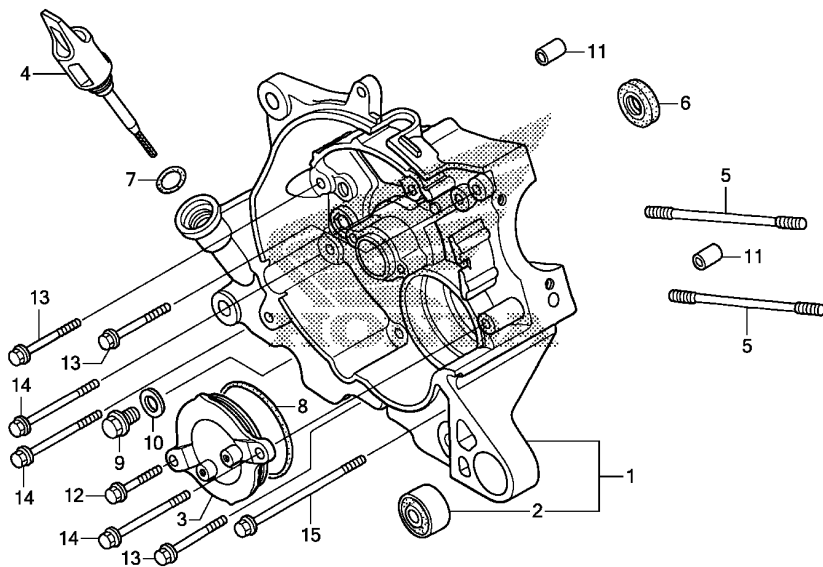
KZK8E0600

Ref. No.	L.O.N.	(Relative ref. Number) Description	F.R.T.
1	1111A5	CYLINDER ..... .INCLUDES: Engine removal and installation	1.9
2	111102	GASKET, CYLINDER ..... .INCLUDES: Engine removal and installation	1.8

Ref. No.	Part No.	Description	Reqd. QTY						Serial No.	Parts catalogue code
			C	SCV110F D	F	H	SCV110FB C	H		
1	12101-KWP-900	CYLINDER .....	1	-	-	-	1	-		
	12101-KWP-D00	.....	-	1	1	1	-	1		
2	12191-GGC-900	GASKET, CYLINDER .....	1	-	-	-	1	-		
	12191-KWP-D00	.....	-	1	1	1	-	1		
3	90701-KPL-900	DOWEL PIN, SPECIAL, 8X14 .....	2	2	2	2	2	2		

E-7

RIGHT CRANKCASE



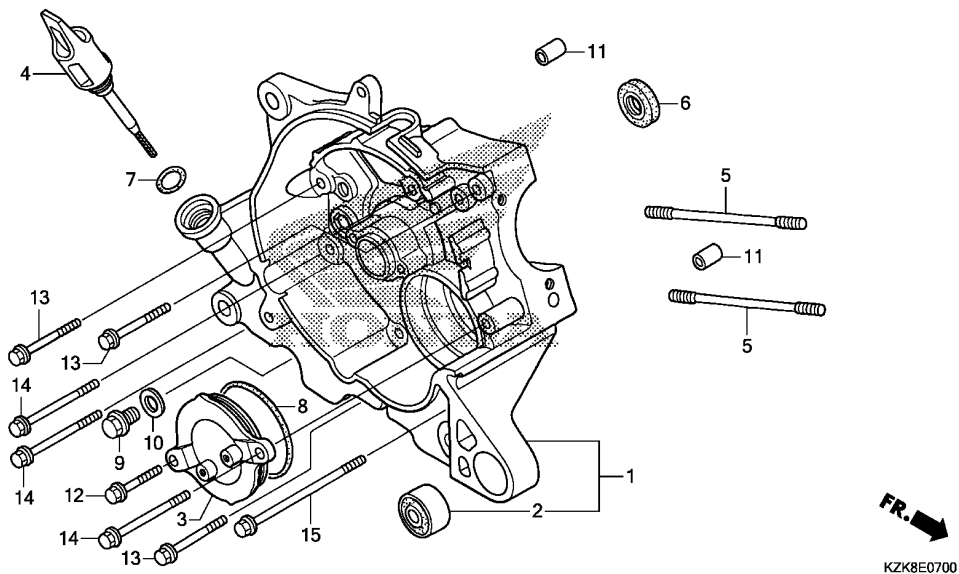
Ref. No.	L.O.N.	(Relative ref. Number) Description	F.R.T.
1	110120	CRANKCASE :RIGHT ..... .INCLUDES: Engine removal and installation	3.7
	1101A2	CRANKCASE :BOTH ..... .INCLUDES: Engine removal and installation	4.8
6	110132	OIL SEAL, CRANKSHAFT :RIGHT .. .INCLUDES: Engine removal and installation	3.4
	1101H3	OIL SEAL, CRANKSHAFT :BOTH ... .INCLUDES: Engine removal and installation	3.7

Ref. No.	Part No.	Description	Reqd. QTY						Serial No.	Parts catalogue code
			C	SCV110F D	F	H	SCV110FB C	H		
1	11100-KWP-900	CRANKCASE COMP., R. ....	1	-	-	-	1	-		
	11100-KWP-D01	.....	-	1	1	-	-	1		
	11100-KVT-600	.....	-	-	-	1	-	-	2ID, ID	
	11100-KWP-D01	.....	-	-	-	1	-	-	5ID, 6ID	
2	11103-KWP-900	BUSH, ENGINE HANGER RUBBER ..	1	1	1	-	1	1		
	11103-K24-600	.....	-	-	-	1	-	-	2ID, ID	
	11103-KWP-900	.....	-	-	-	1	-	-	5ID, 6ID	
3	11361-GFC-770	COVER, OIL PUMP .....	1	-	-	-	1	-		
	11361-KVY-900	.....	-	1	1	1	-	1		
4	15651-KWP-900	GAUGE, OIL LEVEL .....	1	1	1	-	1	1		
	15651-K24-600	.....	-	-	-	1	-	-	2ID, ID	
	15651-KWP-900	.....	-	-	-	1	-	-	5ID, 6ID	
5	90031-KWP-900	BOLT A, STUD, 7X193.5 .....	2	-	-	-	2	-		
	90031-KWP-D00	.....	-	2	2	2	-	2		
6	91201-KPL-901	OIL SEAL, 16X26X7 .....	1	-	-	-	1	-		
	91201-KWP-D01	OIL SEAL, 16X26X7 (ARAI) .....	-	1	1	1	-	1		
	91201-KWP-D02	OIL SEAL, 16X26X7 (FENNER) ..	-	1	1	-	-	-	2ID, ID	
7	91307-035-000	O-RING, 18X3 .....	1	1	1	1	1	1		
8	91307-639-000	O-RING, 64X2 .....	1	1	1	1	1	1		
9	92800-12000	BOLT, DRAIN PLUG, 12MM .....	1	1	1	1	1	1		
10	94109-12000	WASHER, DRAIN PLUG, 12MM .....	1	1	1	-	1	1		
	90401-KWP-F00	.....	-	-	-	1	-	-	2ID, ID	
	94109-12000	.....	-	-	-	1	-	-	5ID, 6ID	
11	94301-08200	DOWEL PIN, 8X20 .....	2	2	2	2	2	2		
12	95701-06022-00	BOLT, FLANGE, 6X22 .....	1	1	1	1	1	1		
	95702-06022-00	.....	1	1	1	-	1	-	2ID, ID	
13	95701-06055-00	BOLT, FLANGE, 6X55 .....	4	4	4	4	4	4		



E-7

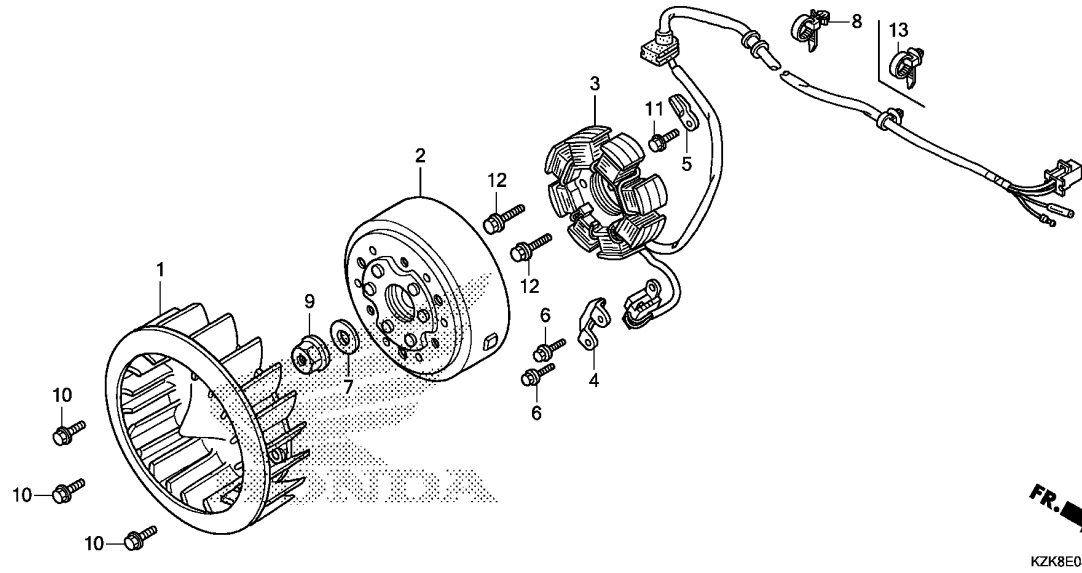
RIGHT CRANKCASE



Ref. No.	Part No.	Description	Reqd. QTY						Serial No.	Parts catalogue code
			C	SCV110F			SCV110FB			
				D	F	H	C	H		
13)	95702-06055-00	BOLT, FLANGE, 6X55	4	4	4	-	4	-	-----	2ID, ID
14	95701-06080-00	BOLT, FLANGE, 6X80	3	3	3	3	3	3	-----	2ID, ID
	95702-06080-00	.....	3	3	3	-	3	-	-----	2ID, ID
15	95701-06115-00	BOLT, FLANGE, 6X115	1	1	1	1	1	1	-----	2ID, ID
	95702-06115-00	.....	1	1	1	-	1	-	-----	2ID, ID

# E-8

# GENERATOR



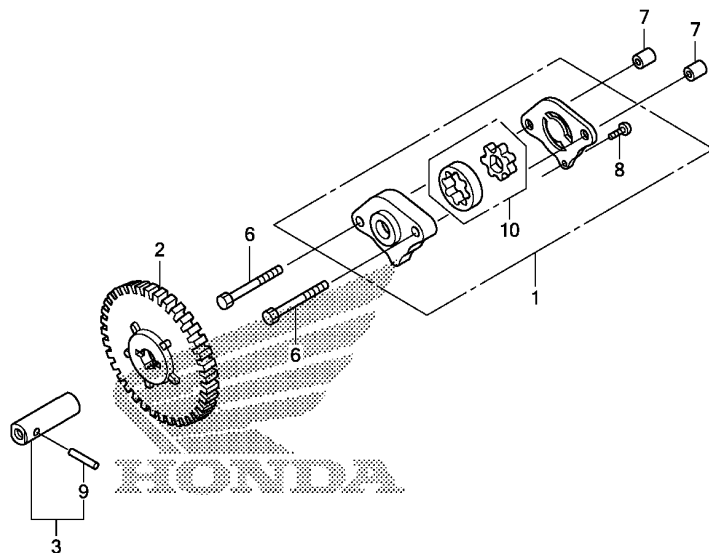
Ref. No.	L.O.N.	(Relative ref. Number) Description	F.R.T.
1	1151A6	FAN, COOLING .....	0.3
2	613105	ROTOR OR FLYWHEEL .....	0.5
3	6131A3	STATOR .....	0.9

Ref. No.	Part No.	Description	Reqd. QTY						Serial No.	Parts catalogue code
			C	SCV110F D	F	H	SCV110FB C	H		
1	19510-KWP-900	FAN COMP., COOLING .....	1	-	-	-	1	-		
	19510-KWP-D00	.....	-	1	1	1	-	-		
2	31110-KWP-901	FLYWHEEL COMP. ....	1	-	-	-	1	-		
	31110-KWP-D01	.....	-	1	1	-	-	1		
	31110-KWP-G01	.....	-	-	-	1	-	-	-----	2ID,ID
	31110-KWP-D01	.....	-	-	-	1	-	-	-----	5ID,6ID
3	31120-KZK-901	STATOR COMP. ....	1	-	-	-	1	-		
	31120-KZK-D01	.....	-	1	1	-	-	1		
	31120-KZK-D21	STATOR COMP.(DENSO) .....	-	-	-	1	-	-	-----	2ID,ID
	31120-KZK-D01	STATOR COMP. ....	-	-	-	1	-	-	-----	5ID,6ID
4	32907-KPL-900	CLIP, GENERATOR CORD .....	1	-	-	-	1	-		
	32907-GGC-900	CLIP, A.C. GENERATOR CORD .....	-	1	1	1	-	1		
5	32976-107-010	CLAMPER, WIRE HARNESS .....	1	1	1	1	1	1		
6	90083-KRM-840	BOLT, KNOCK, 5MM .....	2	-	-	-	2	-		
	90002-KGH-900	BOLT, FLANGE, 5X14 .....	-	2	2	2	-	2		
7	90410-GCC-000	WASHER, 10MM .....	1	1	1	1	1	1		
8	90672-KPL-901	CLIP, BODY .....	1	1	1	1	1	1		
9	94050-10000	NUT, FLANGE, 10MM .....	1	1	1	1	1	1		
10	95701-06016-00	BOLT, FLANGE, 6X16 .....	3	3	3	3	3	3		
	95702-06016-00	.....	3	3	3	-	3	-	-----	2ID,ID
11	96001-06016-00	BOLT, FLANGE, 6X16 .....	1	-	-	-	1	-		
	96600-06016-00	BOLT, SOCKET, 6X16 .....	-	1	1	1	-	1		
12	96001-06022-00	BOLT, FLANGE, 6X22 .....	2	2	2	2	2	2		
13	91540-KWP-901	CLIP, HARNESS BAND .....	-	-	-	1	-	-	-----	2ID,ID



E-9

OIL PUMP



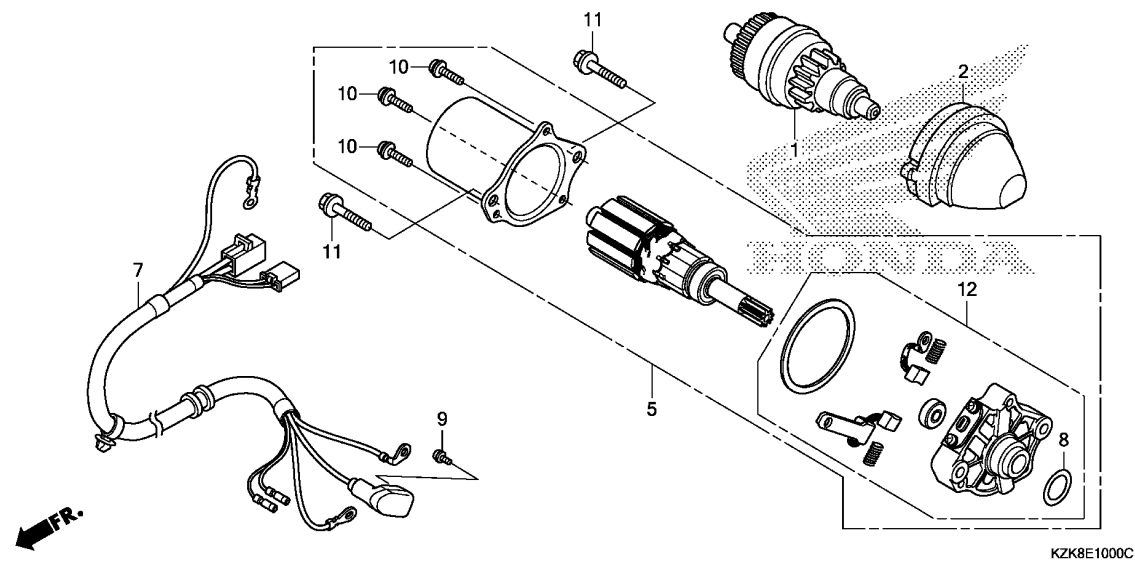
FR. KZK8E0900A

Ref. No.	L.O.N.	(Relative ref. Number) Description	F.R.T.
1		(10)	
113105		PUMP ASSY., OIL .....	0.8
2	1131C4	GEAR, OIL PUMP DRIVEN .....	0.6

Ref. No.	Part No.	Description	Reqd. QTY						Serial No.	Parts catalogue code
			C	SCV110F D	F	H	SCV110FB C	H		
1	15100-KTP-900	PUMP ASSY., OIL .....	1	1	1	1	1	1		
2	15133-KVY-900	GEAR, OIL PUMP DRIVEN(39T) ..	1	1	1	1	1	1		
3	15135-KVY-900	SHAFT COMP., OIL PUMP .....	1	1	1	-	1	-		
	15135-KWP-F00	.....	-	-	-	1	-	1		
6	90001-KPL-900	BOLT, HEX., 6X30 .....	2	2	2	2	2	2		
7	90701-KPL-900	DOWEL PIN, SPECIAL, 8X14 .....	2	2	2	2	2	2		
8	93901-34120	SCREW, TAPPING, 4X8 .....	1	1	1	1	1	1		
9	96220-30168	ROLLER, 3X16.8 .....	1	1	1	1	1	1		
10	15021-436-000	ROTOR SET, OIL PUMP .....	1	1	1	1	1	1		

# E-10

# STARTING MOTOR(1)



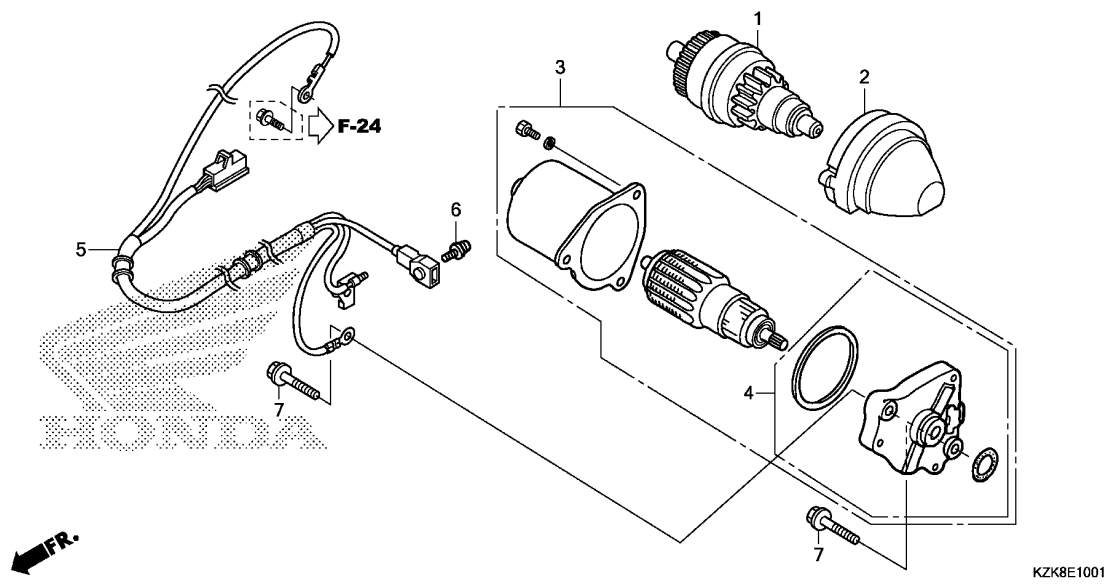
Ref. No.	L.O.N.	(Relative ref. Number) Description	F.R.T.
1	6121A6	PINION, STARTER .....	0.3
2	612145	HOLDER, STARTER DRIVE GEAR ... (8)	0.2
5	612105	MOTOR, STARTING .....	0.7
7	6111A5	SUB HARNESS, STARTER .....	0.8
12	6121A4	TERMINAL, BRUSH(STARTER) .....	0.9

Ref. No.	Part No.	Description	Reqd. QTY						Serial No.	Parts catalogue code
			C	SCV110F			SCV110FB			
				D	F	H	C	H		
1	28120-KVB-901	PINION ASSY., STARTER(14T/40T) (MITSUBA)	1	1	1	-	1	1		
2	28150-KPL-900	HOLDER COMP., STARTER PINION	1	1	1	-	1	1	-----	5ID,6ID
5	31210-KZK-901	MOTOR UNIT, STARTER(MITSUBA)	1	1	1	-	1	1	-----	5ID,6ID
7	32105-KZK-901	HARNESS COMP., STARTING MOTOR	1	-	-	-	1	-		
	32105-KZK-D01	.....	-	1	-	-	-	-		
	32105-KZK-F01	.....	-	-	1	-	-	1	-----	5ID,6ID,ID
	32105-KZK-D01	.....	-	-	1	-	-	-	-----	3ID
	32105-KZK-F01	.....	-	-	-	1	-	-	-----	5ID,6ID
8	91309-KEE-630	O-RING .....	1	1	1	-	1	1		
9	93892-04006-08	SCREW-WASHER, 4X6 .....	1	1	1	-	1	1	-----	5ID,6ID
10	93892-05016-08	SCREW-WASHER, 5X16 .....	3	3	3	-	3	3	-----	5ID,6ID
			-	-	-	3	-	-	-----	5ID,6ID
11	96001-06035-00	BOLT, FLANGE, 6X35 .....	2	2	2	-	2	2		
			-	-	-	2	-	-	-----	5ID,6ID
12	31214-KZK-901	BRACKET COMP., FR. ....	1	1	1	-	1	1		
			-	-	-	1	-	-	-----	5ID,6ID



# E-10-1

# STARTING MOTOR(2)

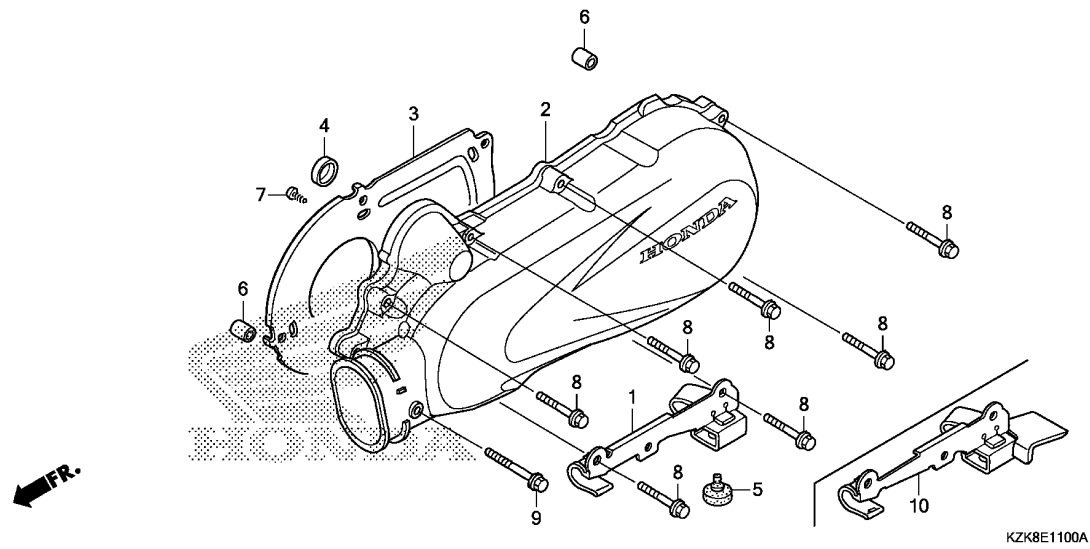


Ref. No.	L.O.N.	(Relative ref. Number) Description	F.R.T.
1	6121A6	PINION, STARTER .....	0.3
2	6121A5	HOLDER, STARTER DRIVE GEAR ...	0.2
3	612105	MOTOR, STARTING .....	0.7
4	6121A4	TERMINAL, BRUSH(STARTER) .....	0.9
5	6111A5	SUB HARNESS, STARTER .....	0.8

Ref. No.	Part No.	Description	Reqd. QTY					Serial No.	Parts catalogue code
			C	SCV110F D	F	H	SCV110FB C		
1	28120-KVT-G01	PINION ASSY., STARTER(14/40T)	-	-	-	1	-	-	----- 2ID, ID
2	28150-KPL-900	HOLDER COMP., STARTER PINION	-	-	-	1	-	-	----- 2ID, ID
3	31210-KVT-G01	MOTOR, STARTER .....	-	-	-	1	-	-	----- 2ID, ID
4	31214-KVT-G01	BRACKET ASSY., FR. ....	-	-	-	1	-	-	----- 2ID, ID
5	32105-KZK-D21	HARNESS COMP., STARTING MOTOR	-	-	-	1	-	-	----- 2ID, ID
6	93892-04006-08	SCREW-WASHER, 4X6 .....	-	-	-	1	-	-	----- 2ID, ID
7	96001-06035-00	BOLT, FLANGE, 6X35 .....	-	-	-	2	-	-	----- 2ID, ID

# E-11

# LEFT SIDE COVER



Ref. No.	L.O.N.	(Relative ref. Number) Description	F.R.T.
2	1101A6	COVER, CRANKCASE :LEFT	0.3

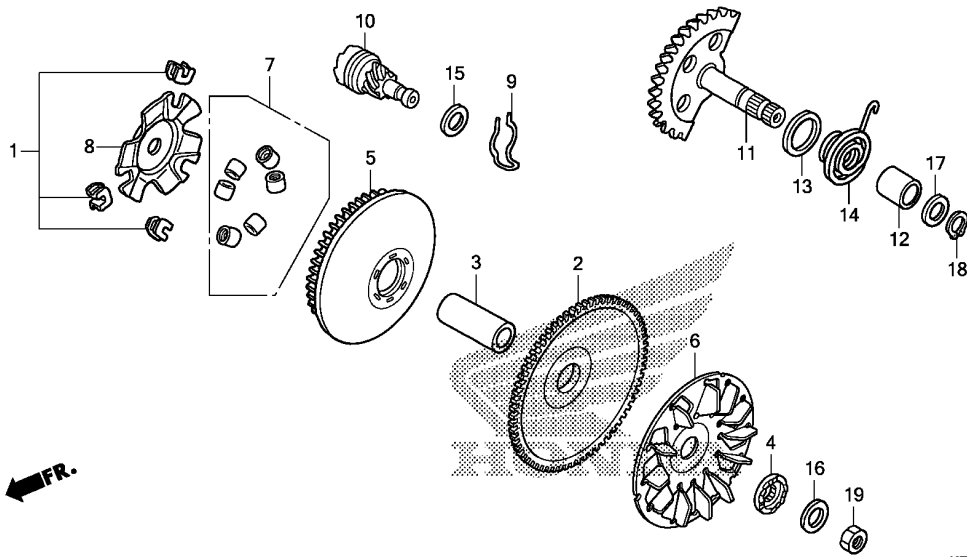
Ref. No.	Part No.	Description	Reqd. QTY						Serial No.	Parts catalogue code
			C	SCV110F D	F	H	SCV110FB C	H		
1	11230-KZK-900	CLAMPER COMP., RR. BRAKE CABLE	1	1	1	-	1	1		
2	11341-KZK-900	COVER, L. SIDE	1	-	-	-	1	-		5ID,6ID
	11341-KZK-D00		-	1	1	1	-	1		
3	11342-KWP-900	PLATE, L. COVER	1	-	-	-	1	-		
	11342-KWP-D00		-	1	1	1	-	1		
4	11344-GW3-980	RUBBER, STARTER PINION HOLDER	1	1	1	1	1	1		
5	50501-KPL-900	STOPPER, RUBBER	1	1	1	1	1	1		
6	90701-KPL-900	DOWEL PIN, SPECIAL, 8X14	2	2	2	2	2	2		
7	93903-34120	SCREW, TAPPING, 4X8	5	5	5	5	5	5		
8	96001-06035-00	BOLT, FLANGE, 6X35	7	7	7	7	7	7		
9	96001-06075-00	BOLT, FLANGE, 6X75	1	1	1	1	1	1		
10	11230-K74-N00	CLAMPER COMP., RR. BRAKE CABLE	-	-	-	1	-	-		2ID,ID





E-12

DRIVE FACE



KZK8E1200

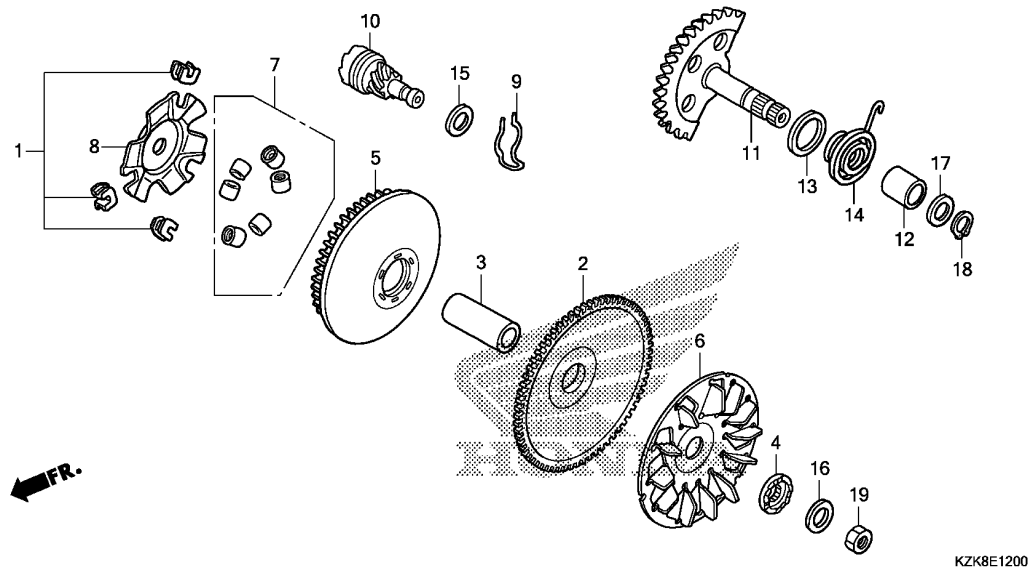
Ref. No.	L.O.N.	(Relative ref. Number) Description	F.R.T.
2		(4,6)	
2	2111A0	FACE, DRIVE .....	0.3
5	2111A1	FACE, MOVABLE DRIVE .....	0.3
7		(1,8)	
10	2111A4	ROLLER, WEIGHT .....	0.3
		(9)	
	1121A9	GEAR, KICK STARTER DRIVEN ....	0.2
11	1121A2	SPINDLE, KICK STARTER .....	0.3
14	112103	SPRING, KICK STARTER RETURN ..	0.3

Ref. No.	Part No.	Description	Reqd. QTY						Serial No.	Parts catalogue code
			C	SCV110F D	F	H	SCV110FB C	H		
1	22011-KPL-940	PIECE SET, SLIDE .....	1	1	1	1	1	1		
2	22102-KWP-900	FACE, DRIVE(66T) .....	1	-	-	-	1	-		
	22102-KWP-D00	FACE, DRIVE(69T) .....	-	1	1	1	-	1		
3	22105-KWP-900	BOSS, DRIVE FACE .....	1	-	-	-	1	-		
	22105-KWP-D00	.....	-	1	1	1	-	1		
4	22109-KWP-900	RATCHET, STARTER .....	1	-	-	-	1	-		
	22109-KZL-840	.....	-	1	1	1	-	1		
5	22110-KWP-900	FACE COMP., MOVABLE DRIVE ...	1	-	-	-	1	-		
	22110-KWP-D00	.....	-	1	1	1	-	1		
6	22113-KWP-900	FIN, DRIVE FACE .....	1	-	-	-	1	-		
	22113-KWP-D00	.....	-	1	1	1	-	1		
7	22123-KWP-900	ROLLER SET, WEIGHT .....	1	-	-	-	1	-		
	22123-KWN-780	.....	-	1	1	1	-	1		
8	22131-KWP-900	PLATE, RAMP .....	1	-	-	-	1	-		
	22131-KWP-D00	.....	-	1	1	1	-	1		
9	28223-GCC-000	SPRING, KICK DRIVEN GEAR ....	1	-	-	-	1	-		
	28223-KZL-840	.....	-	1	1	1	-	1		
10	28230-KVT-900	GEAR COMP., KICK DRIVEN(7T) ..	1	-	-	-	1	-		
	28230-KZL-840	.....	-	1	1	1	-	1		
11	28250-KVT-901	SPINDLE COMP., KICK STARTER (52T)	1	-	-	-	1	-		
	28250-KWP-D00	SPINDLE COMP., KICK STARTER (57T)	-	1	1	1	-	1		
12	28253-KVT-900	BUSH, KICK SPINDLE .....	1	1	1	1	1	1		
13	28255-KPL-900	COLLAR, KICK BOSS .....	1	1	1	1	1	1		
14	28281-GCC-000	SPRING, KICK RETURN .....	1	-	-	-	1	-		
	28281-KZL-C00	.....	-	1	1	1	-	1		

2

# E-12

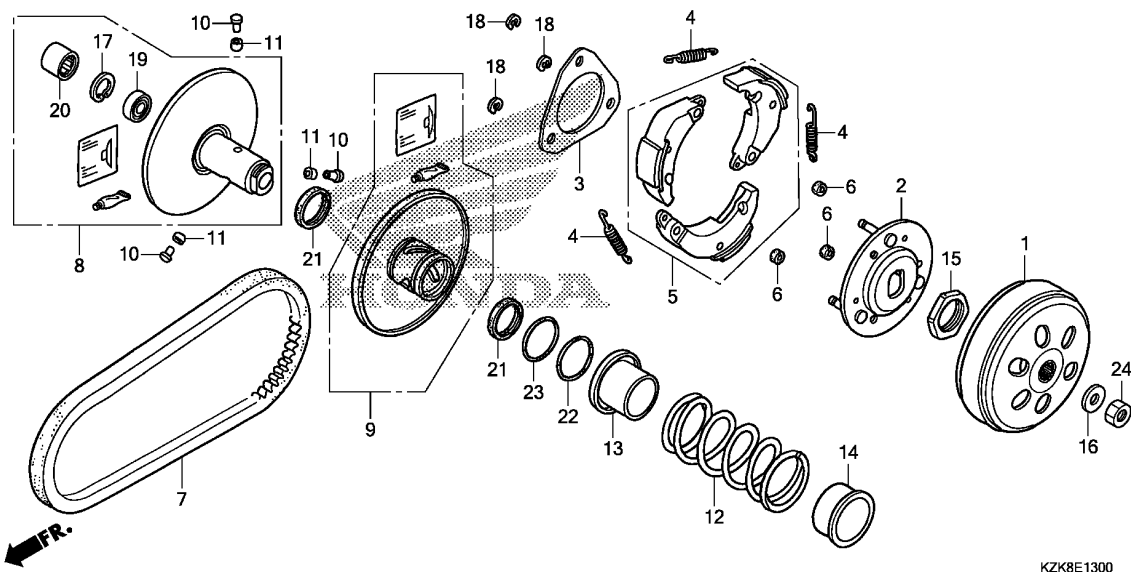
# DRIVE FACE



Ref. No.	Part No.	Description	Reqd. QTY						Serial No.	Parts catalogue code
			C	SCV110F D	F	H	SCV110FB C	H		
15	90412-KZL-840	WASHER, THRUST, 10MM .....	1	1	1	1	1	1		
16	90426-KVB-900	WASHER, SPECIAL, 14MM .....	1	1	1	1	1	1		
17	90451-KVT-900	WASHER, KICK SPINDLE .....	1	1	1	1	1	1		
18	90608-KVT-901	CIRCLIP, EXTERNAL, 16MM .....	1	1	1	1	1	1		
19	94030-14200	NUT, HEX., 14MM .....	1	1	1	1	1	1		

E-13

DRIVEN FACE(SCV110FC/FBC)

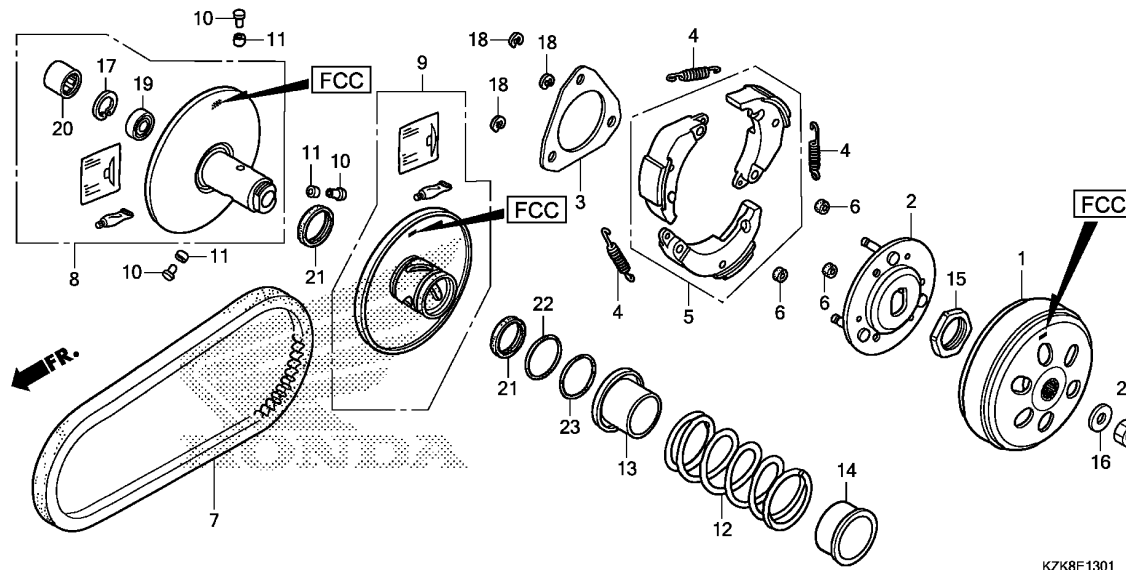


Ref. No.	L.O.N.	(Relative ref. Number) Description	F.R.T.
1	2121A0	OUTER, CLUTCH .....	0.3
5		(2,4)	
5	2121A6	WEIGHT SET, CLUTCH .....	0.6
7	2111B2	BELT, DRIVE .....	0.3
8		(10,11,13)	
8	2111A2	FACE, DRIVEN .....	0.5
9		(21,22,23)	
9	2111A3	FACE, MOVABLE DRIVEN .....	0.6
12		(14)	
12	2111A7	SPRING, DRIVEN FACE .....	0.5
20		(19)	
20	2111A8	BEARING, DRIVEN FACE .....	0.6
2111A8A		.Replace 1 bearing add .....	0.1

Ref. No.	Part No.	Description	Reqd. QTY				Serial No.	Parts catalogue code
			C	SCV110F D	F	H		
1	22100-KWP-900	OUTER COMP., CLUTCH .....	1	-	-	-	1	-
2	22350-KWP-900	PLATE COMP., DRIVE .....	1	-	-	-	1	-
3	22361-GFM-900	PLATE, CLUTCH SIDE .....	1	-	-	-	1	-
4	22401-KGG-910	SPRING, CLUTCH .....	3	-	-	-	3	-
5	22535-KWP-900	WEIGHT SET, CLUTCH .....	1	-	-	-	1	-
6	22804-GB2-000	RUBBER, CLUTCH DAMPER .....	3	-	-	-	3	-
7	23100-KPL-901	BELT, DRIVE .....	1	-	-	-	1	-
8	23205-KWP-900	FACE SET, DRIVEN .....	1	-	-	-	1	-
9	23224-KWP-900	FACE SET, MOVABLE DRIVEN .....	1	-	-	-	1	-
10	23225-GW3-000	PIN, ROLLER GUIDE .....	3	-	-	-	3	-
11	23226-KPL-900	ROLLER, GUIDE .....	3	-	-	-	3	-
12	23233-KWP-900	SPRING, DRIVEN FACE .....	1	-	-	-	1	-
13	23237-KPL-900	COLLAR, SEAL .....	1	-	-	-	1	-
14	23238-KWP-900	COLLAR, SPRING .....	1	-	-	-	1	-
15	90202-KPL-900	NUT, SPECIAL, 28MM .....	1	-	-	-	1	-
16	90441-GY6-940	WASHER, 12.2X29X2.5 .....	1	-	-	-	1	-
17	90601-KWP-900	CIRCLIP, INTERNAL, 28MM .....	1	-	-	-	1	-
18	90605-166-720	CIRCLIP, 7MM .....	3	-	-	-	3	-
19	91009-KVY-961	BEARING, RADIAL BALL, 6902U (NSK)	1	-	-	-	1	-
20	91109-KVY-901	BEARING, NEEDLE, 20X29X18 (SCHAEFFLER)	1	-	-	-	1	-
21	91211-KWP-901	OIL SEAL, 34X39X3 .....	2	-	-	-	2	-
22	91351-642-000	O-RING, PINION CAP .....	1	-	-	-	1	-
23	91351-GR1-000	O-RING, 38.5X2 .....	1	-	-	-	1	-
24	94030-12200	NUT, HEX., 12MM .....	1	-	-	-	1	-

# E-13-1

# DRIVEN FACE(SCV110FD/FF/FH/FBH)(F.C.C.)



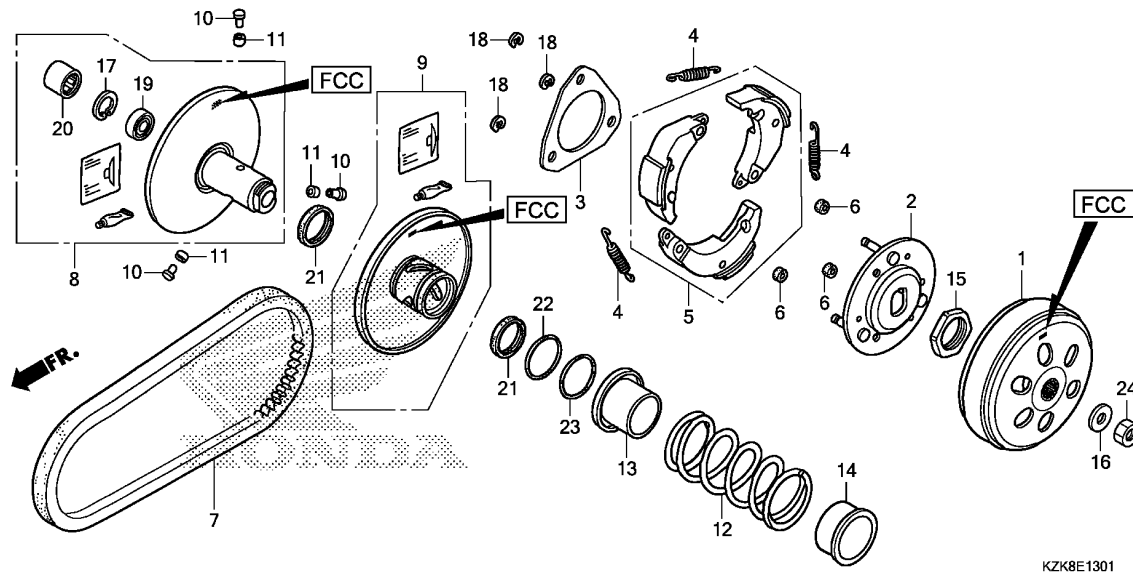
Ref. No.	L.O.N.	(Relative ref. Number) Description	F.R.T.
1	2121A0	OUTER, CLUTCH	0.3
5		(2,4)	
5	2121A6	WEIGHT SET, CLUTCH	0.6
7	2111B2	BELT, DRIVE	0.3
8		(10,11,13)	
8	2111A2	FACE, DRIVEN	0.5
9		(21,22,23)	
9	2111A3	FACE, MOVABLE DRIVEN	0.6
12		(14)	
12	2111A7	SPRING, DRIVEN FACE	0.5
20		(19)	
20	2111A8	BEARING, DRIVEN FACE	0.6
	2111A8A	.Replace 1 bearing add	0.1

Ref. No.	Part No.	Description	Reqd. QTY				Serial No.	Parts catalogue code
			C	SCV110F D F H	SCV110FB C H			
1	22100-KWP-D01	OUTER COMP., CLUTCH(F.C.C.)	-	1	1	1	-	1
2	22350-KWP-900	PLATE COMP., DRIVE	-	1	1	1	-	1
	22350-KWP-D01	.....	-	1	1	1	-	1
3	22361-KWP-D00	PLATE, CLUTCH SIDE	-	1	1	1	-	1
4	22401-KGG-910	SPRING, CLUTCH	-	3	3	3	-	3
5	22535-KWP-D00	WEIGHT SET, CLUTCH	-	1	1	1	-	1
6	22804-148-000	RUBBER, CLUTCH DAMPER	-	3	3	3	-	3
7	23100-KWP-D01	BELT, DRIVE(BANDO)	-	1	1	1	-	1
	23100-KWP-D02	BELT, DRIVE(GATES)	-	1	1	1	-	1
8	23205-KWP-D00	FACE SET, DRIVEN(F.C.C.)	-	1	1	1	-	1
	23205-KWP-F00	.....	-	1	1	1	-	1
9	23224-KWP-D00	FACE SET, MOVABLE DRIVEN	-	1	1	-	-	-
		(F.C.C.)	-	1	1	-	-	-
	23224-KWP-D01	.....	-	-	-	1	-	1
10	23225-KSY-900	PIN, ROLLER GUIDE	-	3	3	3	-	3
11	23226-KVB-900	ROLLER, GUIDE	-	3	3	3	-	3
12	23233-KWP-D00	SPRING, DRIVEN FACE	-	1	1	1	-	1
13	23237-KWP-D00	COLLAR, SEAL	-	1	1	1	-	1
14	23238-KWP-900	COLLAR, SPRING	-	1	1	1	-	1
15	90202-KPL-900	NUT, SPECIAL, 28MM	-	1	1	1	-	1
16	90441-GY6-940	WASHER, 12.2X29X2.5	-	1	1	1	-	1
17	90601-KWP-900	CIRCLIP, INTERNAL, 28MM	-	1	1	1	-	1
18	90605-166-720	CIRCLIP, 7MM	-	3	3	3	-	3
19	91009-KVY-961	BEARING, RADIAL BALL, 6902U	-	1	1	1	-	1
		(NSK)	-	1	1	1	-	1



E-13-1

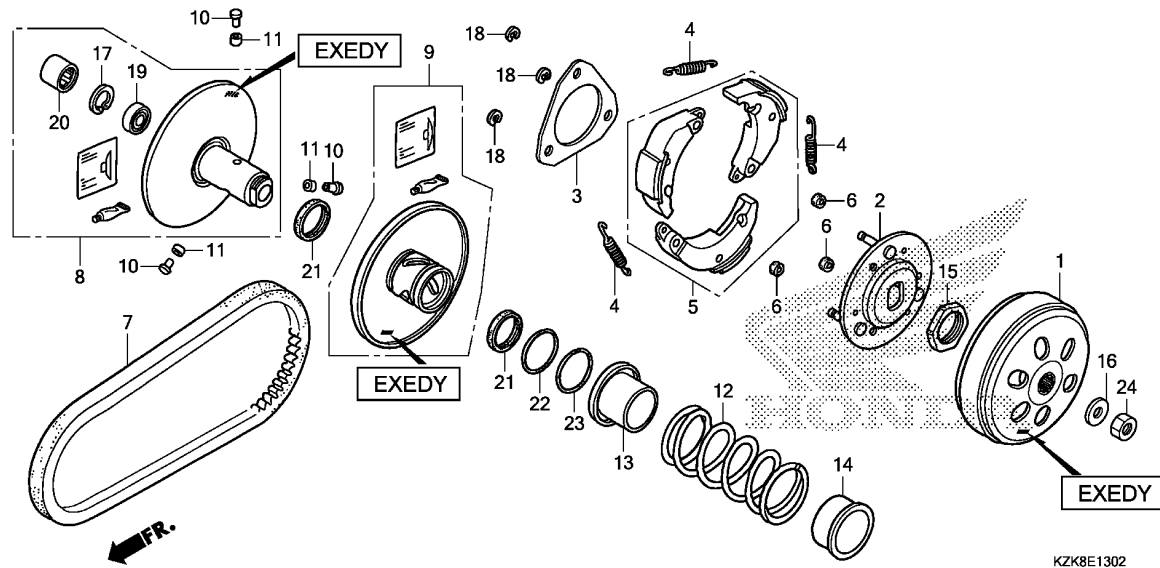
DRIVEN FACE(SCV110FD/FF/FH/FBH)(F.C.C.)



Ref. No.	Part No.	Description	Reqd. QTY				Serial No.	Parts catalogue code
			C	SCV110F D F	H	SCV110FB C H		
20	91109-KVY-901	BEARING, NEEDLE, 20X29X18 (SCHAEFFLER)	-	1	1	-	-	-
	91109-KVY-902	.....	-	-	-	1	-	1
21	91211-GFC-771	OIL SEAL, 34X39X3 (ARAI) .....	-	2	-	-	-	-
	91211-K24-901	SEAL, DRIVEN FACE, 34X39X3 ..	-	-	2	2	-	2
22	91351-642-000	O-RING, PINION CAP .....	-	1	1	1	-	1
23	91351-GR1-000	O-RING, 38.5X2 .....	-	1	1	1	-	1
24	94030-12200	NUT, HEX., 12MM .....	-	1	1	1	-	1

# E-13-2

# DRIVEN FACE(SCV110FD/FF/FH/FBH)(EXEDY)



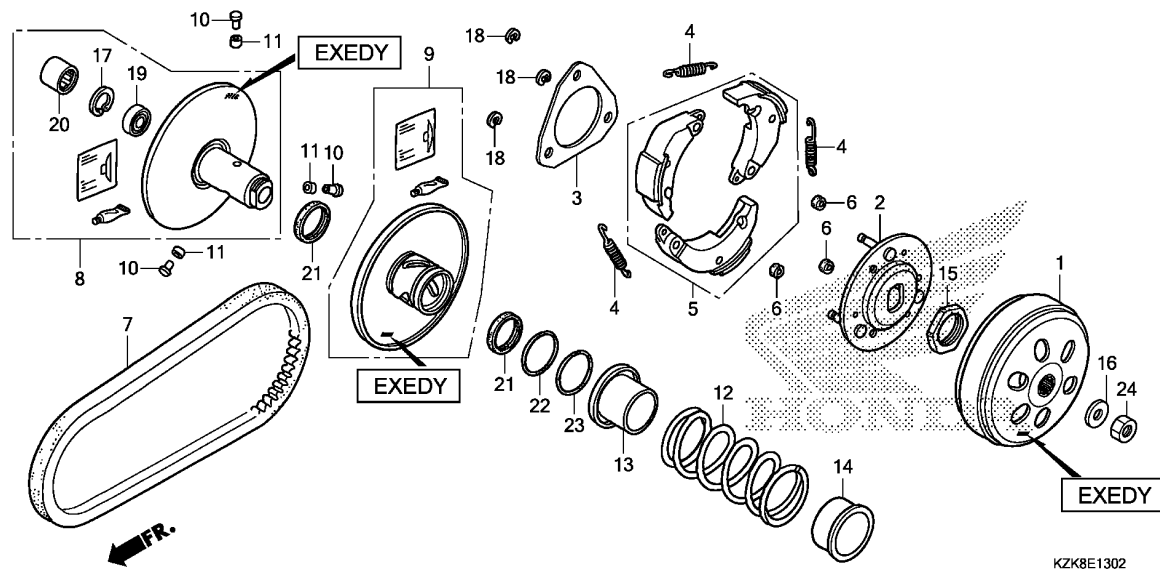
Ref. No.	L.O.N.	(Relative ref. Number) Description	F.R.T.
1	2121A0	OUTER, CLUTCH .....	0.3
5		(2,4)	
5	2121A6	WEIGHT SET, CLUTCH .....	0.6
7	2111B2	BELT, DRIVE .....	0.3
8		(10,11,13)	
9	2111A2	FACE, DRIVEN .....	0.5
		(21,22,23)	
12	2111A3	FACE, MOVABLE DRIVEN .....	0.6
		(14)	
20	2111A7	SPRING, DRIVEN FACE .....	0.5
		(19)	
	2111A8	BEARING, DRIVEN FACE .....	0.6
	2111A8A	.Replace 1 bearing add .....	0.1

Ref. No.	Part No.	Description	Reqd. QTY				Serial No.	Parts catalogue code
			C	SCV110F D	F	H		
1	22100-KWP-D02	OUTER COMP., CLUTCH(EXEDY) ..	-	1	1	1	-	1
2	22350-KWP-D02	PLATE COMP., DRIVE .....	-	1	1	1	-	1
3	22361-K27-V02	PLATE, CLUTCH SIDE(EXEDY) ...	-	1	1	1	-	1
4	22401-KWP-D02	SPRING, CLUTCH(8KGF) .....	-	3	3	3	-	3
5	22534-KWP-D00	WEIGHT SET, CLUTCH .....	-	1	1	1	-	1
6	22804-148-000	RUBBER, CLUTCH DAMPER .....	-	3	3	3	-	3
7	23100-KWP-D01	BELT, DRIVE(BANDO) .....	-	1	1	1	-	1
	23100-KWP-D02	BELT, DRIVE(GATES) .....	-	1	1	1	-	1
8	23204-KWP-D00	FACE SET, DRIVEN(EXEDY) .....	-	1	1	1	-	1
9	23223-KWP-D00	FACE SET, MOVABLE DRIVEN (EXEDY) .....	-	1	1	1	-	1
10	23225-KSY-900	PIN, ROLLER GUIDE .....	-	3	3	3	-	3
11	23226-K27-V02	ROLLER, GUIDE .....	-	3	3	3	-	3
12	23233-KWP-D02	SPRING, DRIVEN FACE .....	-	1	1	1	-	1
13	23237-KWP-D02	COLLAR, SEAL .....	-	1	1	1	-	1
14	23238-KWP-D02	COLLAR, SPRING .....	-	1	1	1	-	1
15	90202-KN7-670	NUT, SPECIAL, 28MM .....	-	1	1	1	-	1
16	90441-GY6-940	WASHER, 12.2X29X2.5 .....	-	1	1	1	-	1
17	90464-K27-V02	CIRCLIP, INTERNAL, 28MM(EXEDY)	-	1	1	1	-	1
18	90605-166-720	CIRCLIP, 7MM .....	-	3	3	3	-	3
19	91009-KVY-961	BEARING, RADIAL BALL, 6902U (NSK) .....	-	1	1	1	-	1
20	91109-KVY-901	BEARING, NEEDLE, 20X29X18 (SCHAEFFLER) .....	-	1	1	-	-	-
	91109-KVY-902	.....	-	-	-	1	-	1



E-13-2

DRIVEN FACE(SCV110FD/FF/FH/FBH)(EXEDY)

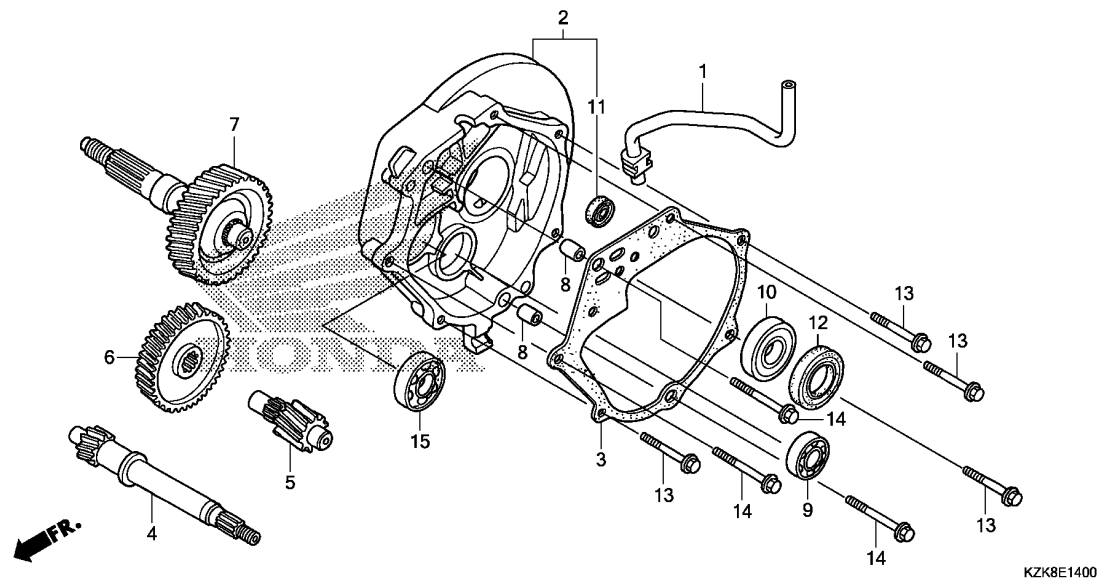


Ref. No.	Part No.	Description	Reqd. QTY				Serial No.	Parts catalogue code
			C	SCV110F D F H	SCV110FB C H			
21	91211-GFC-771	OIL SEAL, 34X39X3 (ARAI) .....	-	2	-	-	-	
	91211-K24-901	SEAL, DRIVEN FACE, 34X39X3 ..	-	-	2	2	-	2
22	91351-642-000	O-RING, PINION CAP .....	-	1	1	1	-	1
23	91351-GR1-000	O-RING, 38.5X2 .....	-	1	1	1	-	1
24	94030-12200	NUT, HEX., 12MM .....	-	1	1	1	-	1

2

**E-14**

**TRANSMISSION(SCV110FC/FD/FF-3ID/FBC)**



Ref. No.	L.O.N.	(Relative ref. Number) Description	F.R.T.
2	2101A2	CASE, TRANSMISSION .....	1.2
3	2101A3	GASKET, TRANSMISSION CASE ....	0.9
4	2101E9	SHAFT, DRIVE .....	1.2
5	210142	COUNTERSHAFT, TRANSMISSION ...	0.9
6	2101A5	GEAR, COUNTER .....	0.9
7	210170	SHAFT, FINAL GEAR .....	0.9
9	2101C8	BEARING, COUNTERSHAFT :RIGHT ..	1.1
	2101C9	BEARING, COUNTERSHAFT :BOTH ..	1.2
10		(12)	
	2101E6	BEARING, FINAL GEAR SHAFT :RIGHT .....	1.1
	2101J0	BEARING, FINAL GEAR SHAFT :BOTH .....	1.2
15	2101F1	BEARING, DRIVESHAFT :RIGHT ...	1.1
	2101J1	BEARING, DRIVESHAFT :BOTH ....	1.3

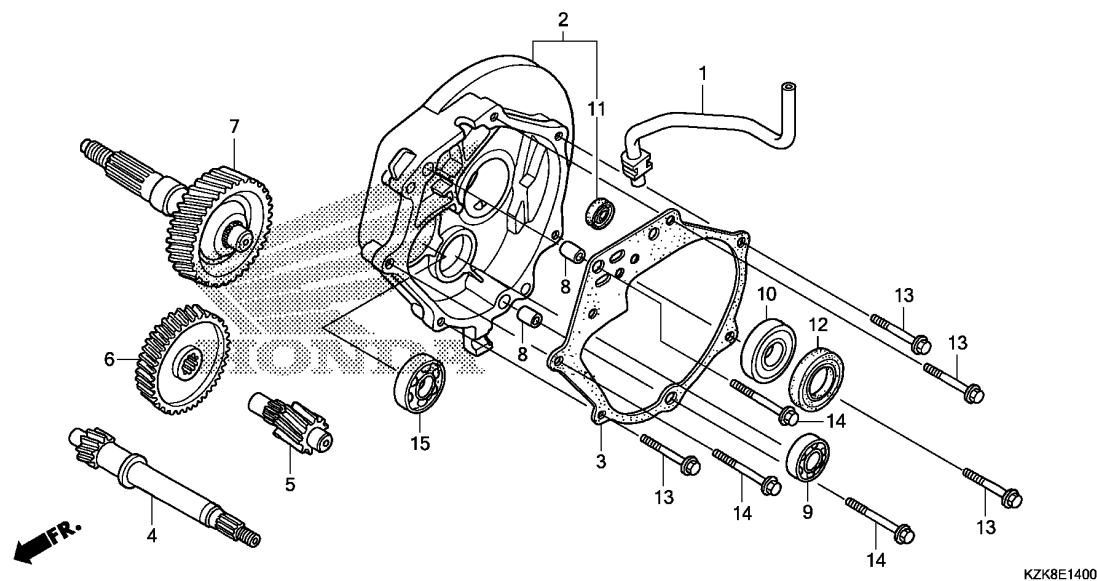
Ref. No.	Part No.	Description	Reqd. QTY				Serial No.	Parts catalogue code	
			C	SCV110F D F H	SCV110FB C H				
1	11220-GCC-000	TUBE, MISSION BREATHER .....	1	1	-	-	1	-	----- 3ID
2	21200-KZK-900	CASE COMP., MISSION .....	1	1	-	-	1	-	----- 3ID
3	21395-KWP-901	GASKET, TRANSMISSION CASE ...	1	1	-	-	1	-	----- 3ID
4	23411-KWP-900	DRIVESHAFT(20T) .....	1	-	1	-	1	-	----- 3ID
	23411-KWP-D00	DRIVESHAFT(19T) .....	-	1	-	-	-	-	----- 3ID
5	23421-GCC-000	COUNTERSHAFT(13T) .....	1	-	1	-	1	-	----- 3ID
	23421-KWP-D00	.....	-	1	-	-	-	-	----- 3ID
6	23422-GCC-000	GEAR, COUNTERSHAFT(50T) .....	1	-	-	-	1	-	----- 3ID
	23422-KWP-D00	GEAR, COUNTERSHAFT(51T) .....	-	1	-	-	-	-	----- 3ID
7	23430-KWP-900	GEAR COMP., FINAL(49T) .....	1	1	-	-	1	-	----- 3ID
	23430-KWP-901	.....	-	1	-	-	-	-	----- 3ID
8	90701-KPL-900	DOWEL PIN, SPECIAL, 8X14 .....	2	2	-	-	2	-	----- 3ID
9	91006-KWP-901	BEARING, RADIAL BALL, 6201 (NSK)	1	1	-	-	1	-	----- 3ID
	96100-62010-00	BEARING, RADIAL BALL, 6201 ..	-	1	-	-	-	-	----- 3ID
10	91008-KWP-901	BEARING, RADIAL BALL, 6004UU	1	-	-	-	1	-	----- 3ID
	91008-KWP-D01	BEARING, RADIAL BALL, 6004UU (NSK)	-	1	-	-	-	-	----- 3ID
	91008-KWP-D02	BEARING, RADIAL BALL, 6004UU (FAG)	-	1	-	-	-	-	----- 3ID





E-14

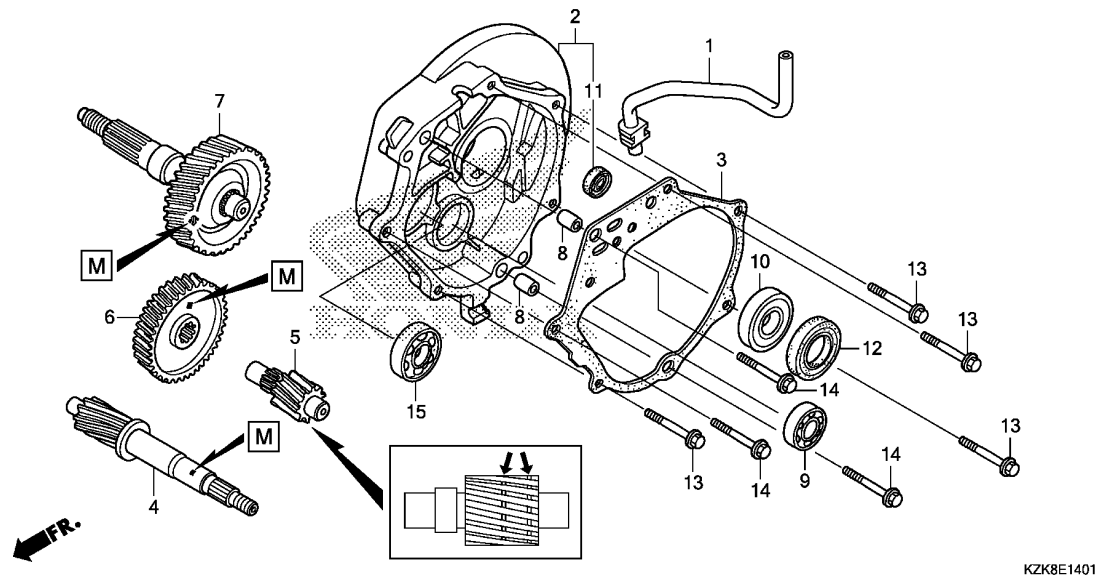
TRANSMISSION(SCV110FC/FD/FF-3ID/FBC)



Ref. No.	Part No.	Description	Reqd. QTY				Serial No.	Parts catalogue code
			C	SCV110F D F H	SCV110FB C H			
10)	91008-KWP-D03	BEARING, RADIAL BALL, 6004UU (NEI LTD)	-	1	-	-	-	
	91008-KWP-D01	BEARING, RADIAL BALL, 6004UU (NSK)	-	-	1	-	-	----- 3ID
	91008-KWP-D02	BEARING, RADIAL BALL, 6004UU (FAG)	-	-	1	-	-	----- 3ID
	91008-KWP-D03	BEARING, RADIAL BALL, 6004UU (NEI LTD)	-	-	1	-	-	----- 3ID
11	91203-KPL-901	OIL SEAL, 14X20X3.2 .....	1	1	-	-	1	-
	91204-KWP-D01	OIL SEAL, 14X20X3.2(FENNER) ..	1	1	-	-	1	-
	91203-KPL-901	OIL SEAL, 14X20X3.2 .....	-	-	1	-	-	----- 3ID
12	91255-KPL-901	OIL SEAL, 27X42X7 .....	1	-	-	-	1	-
	91225-KWP-D01	.....	-	1	-	-	-	-
	91225-KWP-D02	OIL SEAL, 27X42X7 (FENNER) ..	-	1	-	-	-	-
	91225-KWP-D01	OIL SEAL, 27X42X7 .....	-	-	1	-	-	----- 3ID
13	95701-06030-00	BOLT, FLANGE, 6X30 .....	4	4	-	-	4	-
	95702-06030-00	.....	4	4	-	-	4	-
	95701-06030-00	.....	-	-	4	-	-	----- 3ID
14	95701-06040-00	BOLT, FLANGE, 6X40 .....	3	3	-	-	3	-
	95702-06040-00	.....	3	3	-	-	3	-
	95701-06040-00	.....	-	-	3	-	-	----- 3ID
15	96100-63010-00	BEARING, RADIAL BALL, 6301 ..	1	1	-	-	1	-
		.....	-	-	1	-	-	----- 3ID

# E-14-1

# TRANSMISSION(SCV110FF-ID/FH/FBH)(MUSASHI)



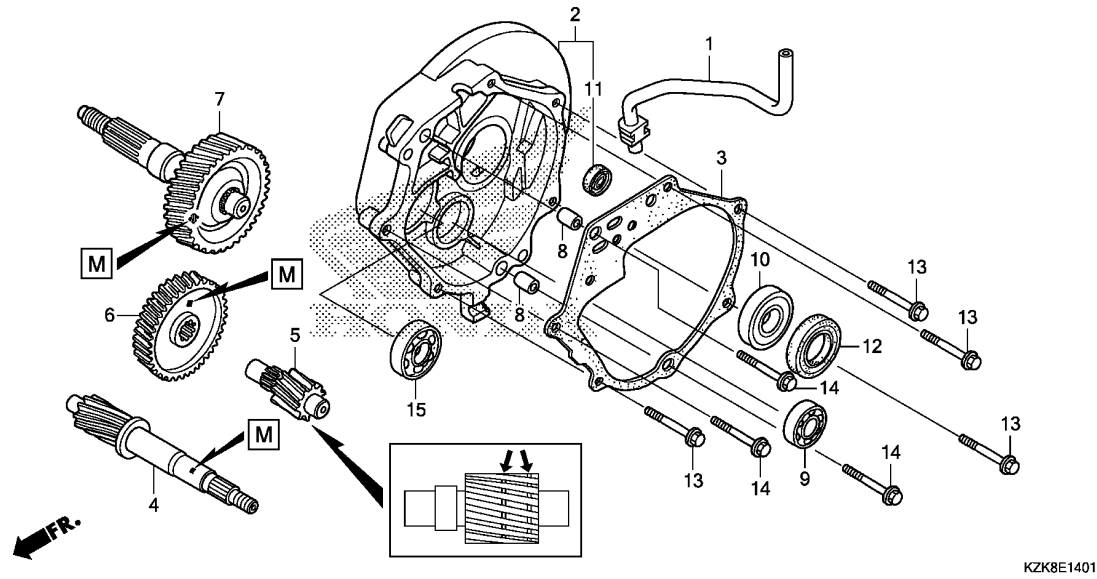
Ref. No.	L.O.N.	(Relative ref. Number) Description	F.R.T.
2	2101A2	CASE, TRANSMISSION .....	1.2
3	2101A3	GASKET, TRANSMISSION CASE ....	0.9
4	2101E9	SHAFT, DRIVE .....	1.2
5	210142	COUNTERSHAFT, TRANSMISSION ...	0.9
6	2101A5	GEAR, COUNTER .....	0.9
7	210170	SHAFT, FINAL GEAR .....	0.9
9	2101C8	BEARING, COUNTERSHAFT :RIGHT ..	1.1
	2101C9	BEARING, COUNTERSHAFT :BOTH ..	1.2
10		(12)	
	2101E6	BEARING, FINAL GEAR SHAFT :RIGHT .....	1.1
	2101J0	BEARING, FINAL GEAR SHAFT :BOTH .....	1.2
15	2101F1	BEARING, DRIVESHAFT :RIGHT ...	1.1
	2101J1	BEARING, DRIVESHAFT :BOTH ....	1.3

Ref. No.	Part No.	Description	Reqd. QTY				Serial No.	Parts catalogue code
			C	SCV110F D F H	SCV110FB C H	H		
1	11220-GCC-000	TUBE, MISSION BREATHER .....	-	-	1	1	-	2ID,5ID,6ID,ID
2	21200-KZK-900	CASE COMP., MISSION .....	-	-	1	1	-	2ID,5ID,6ID,ID
3	21395-KWP-901	GASKET, TRANSMISSION CASE ....	-	-	1	1	-	2ID,5ID,6ID,ID
4	23411-KWP-D00	DRIVESHAFT(19T) .....	-	-	1	-	-	5ID,6ID,ID
	23411-KVT-F00	.....	-	-	-	1	-	2ID,ID
	23411-KWP-D00	.....	-	-	-	1	-	5ID,6ID
5	23421-KWP-D00	COUNTERSHAFT(13T) .....	-	-	1	-	-	5ID,6ID,ID
	23421-KVT-G00	.....	-	-	-	1	-	2ID,ID
	23421-KWP-D00	.....	-	-	-	1	-	5ID,6ID
6	23422-KWP-F00	GEAR, COUNTERSHAFT(51T) .....	-	-	1	1	-	2ID,5ID,6ID,ID
7	23430-KWP-F00	GEAR COMP., FINAL(49T) .....	-	-	1	1	-	2ID,5ID,6ID,ID
8	90701-KPL-900	DOWEL PIN, SPECIAL, 8X14 .....	-	-	2	2	-	2ID,5ID,6ID,ID
9	91006-KWP-901	BEARING, RADIAL BALL, 6201 ..	-	-	1	1	-	2ID,5ID,6ID,ID
	(NSK)	.....	-	-	1	-	-	5ID,6ID,ID
	96100-62010-00	BEARING, RADIAL BALL, 6201 ..	-	-	-	1	-	5ID,6ID
10	91008-KWP-D01	BEARING, RADIAL BALL, 6004UU ..	-	-	1	1	-	2ID,5ID,6ID,ID
	(NSK)	.....	-	-	1	-	-	2ID,5ID,6ID,ID
	91008-KWP-D02	BEARING, RADIAL BALL, 6004UU ..	-	-	1	1	-	2ID,5ID,6ID,ID
	(FAG)	.....	-	-	1	-	-	2ID,5ID,6ID,ID
	91008-KWP-D03	BEARING, RADIAL BALL, 6004UU ..	-	-	1	1	-	2ID,5ID,6ID,ID
	(NEI LTD)	.....	-	-	1	-	-	2ID,5ID,6ID,ID
11	91203-KPL-901	OIL SEAL, 14X20X3.2 .....	-	-	1	1	-	2ID,5ID,6ID,ID
	91204-KWP-D01	OIL SEAL, 14X20X3.2(FENNER) ..	-	-	1	1	-	2ID,5ID,6ID,ID
12	91225-KWP-D01	OIL SEAL, 27X42X7 .....	-	-	1	1	-	2ID,5ID,6ID,ID
	91225-KWP-D02	OIL SEAL, 27X42X7(FENNER) ...	-	-	1	1	-	2ID,5ID,6ID,ID
13	95701-06030-00	BOLT, FLANGE, 6X30 .....	-	-	4	4	-	2ID,5ID,6ID,ID



# E-14-1

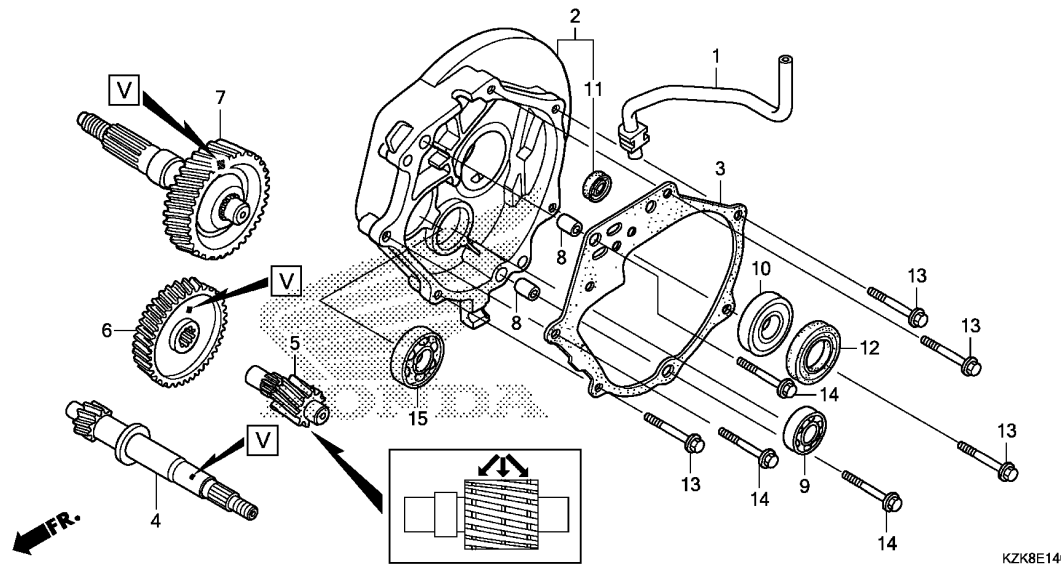
# TRANSMISSION(SCV110FF-ID/FH/FBH)(MUSASHI)



Ref. No.	Part No.	Description	Reqd. QTY				Serial No.	Parts catalogue code
			C	SCV110F D F	H	SCV110FB C H		
13)	95702-06030-00	BOLT, FLANGE, 6X30 .....	-	-	4	-	-	----- ID
14	95701-06040-00	BOLT, FLANGE, 6X40 .....	-	-	3	3	-	----- 2ID,5ID,6ID,ID
	95702-06040-00	.....	-	-	3	-	-	----- ID
15	96100-63010-00	BEARING, RADIAL BALL, 6301 ..	-	-	1	1	-	----- 2ID,5ID,6ID,ID

# E-14-2

# TRANSMISSION(SCV110FF-ID/FH/FBH)(VARROC)



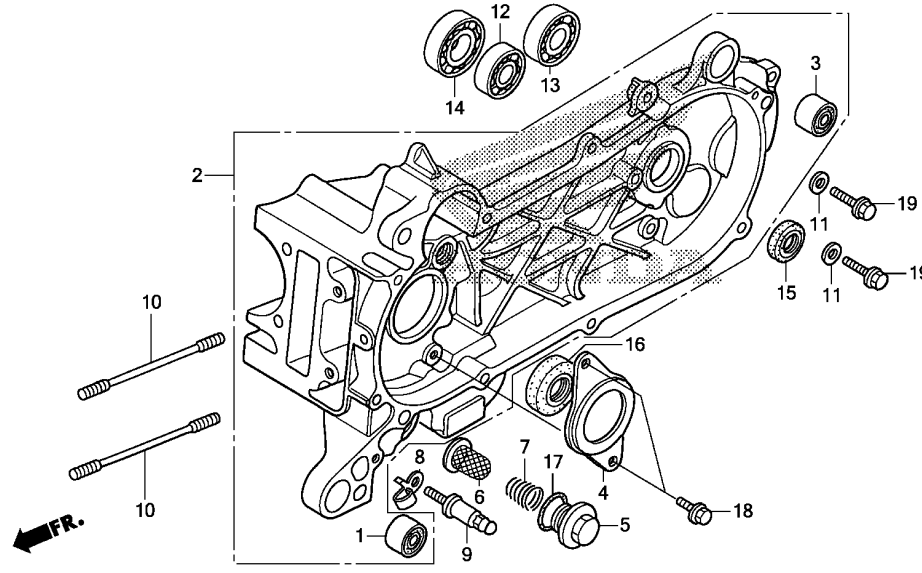
Ref. No.	L.O.N.	(Relative ref. Number) Description	F.R.T.
2	2101A2	CASE, TRANSMISSION .....	1.2
3	2101A3	GASKET, TRANSMISSION CASE ....	0.9
4	2101E9	SHAFT, DRIVE .....	1.2
5	210142	COUNTERSHAFT, TRANSMISSION ...	0.9
6	2101A5	GEAR, COUNTER .....	0.9
7	210170	SHAFT, FINAL GEAR .....	0.9
9	2101C8	BEARING, COUNTERSHAFT :RIGHT ..	1.1
	2101C9	BEARING, COUNTERSHAFT :BOTH ..	1.2
10		(12)	
	2101E6	BEARING, FINAL GEAR SHAFT :RIGHT .....	1.1
	2101J0	BEARING, FINAL GEAR SHAFT :BOTH .....	1.2
15	2101F1	BEARING, DRIVESHAFT :RIGHT ...	1.1
	2101J1	BEARING, DRIVESHAFT :BOTH ....	1.3

Ref. No.	Part No.	Description	Reqd. QTY				Serial No.	Parts catalogue code	
			C	SCV110F D F H	SCV110FB C H				
1	11220-GCC-000	TUBE, MISSION BREATHER .....	-	-	1	1	-	1	2ID,5ID,6ID,ID
2	21200-KZK-900	CASE COMP., MISSION .....	-	-	1	1	-	1	2ID,5ID,6ID,ID
3	21395-KWP-901	GASKET, TRANSMISSION CASE ....	-	-	1	1	-	1	2ID,5ID,6ID,ID
4	23411-KWP-F20	DRIVESHAFT(19T) .....	-	-	1	1	-	1	2ID,5ID,6ID,ID
5	23421-KWP-F20	COUNTERSHAFT(13T) .....	-	-	1	1	-	1	2ID,5ID,6ID,ID
6	23422-KWP-F20	GEAR, COUNTERSHAFT(51T) .....	-	-	1	1	-	1	2ID,5ID,6ID,ID
7	23430-KWP-F20	GEAR COMP., FINAL(49T) .....	-	-	1	1	-	1	2ID,5ID,6ID,ID
8	90701-KPL-900	DOWEL PIN, SPECIAL, 8X14 .....	-	-	2	2	-	2	2ID,5ID,6ID,ID
9	91006-KWP-901	BEARING, RADIAL BALL, 6201 ..	-	-	1	1	-	1	2ID,5ID,6ID,ID
		(NSK)	-	-	1	1	-	1	2ID,5ID,6ID,ID
	96100-62010-00	BEARING, RADIAL BALL, 6201 ..	-	-	1	-	-	1	5ID,6ID,ID
			-	-	-	-	-	-	5ID,6ID
10	91008-KWP-D01	BEARING, RADIAL BALL, 6004UU ..	-	-	1	1	-	1	2ID,5ID,6ID,ID
		(NSK)	-	-	1	1	-	1	2ID,5ID,6ID,ID
	91008-KWP-D02	BEARING, RADIAL BALL, 6004UU ..	-	-	1	1	-	1	2ID,5ID,6ID,ID
		(FAG)	-	-	1	1	-	1	2ID,5ID,6ID,ID
	91008-KWP-D03	BEARING, RADIAL BALL, 6004UU ..	-	-	1	1	-	1	2ID,5ID,6ID,ID
		(NEI LTD)	-	-	1	1	-	1	2ID,5ID,6ID,ID
11	91203-KPL-901	OIL SEAL, 14X20X3.2 .....	-	-	1	1	-	1	2ID,5ID,6ID,ID
	91204-KWP-D01	OIL SEAL, 14X20X3.2(FENNER) ..	-	-	1	1	-	1	2ID,5ID,6ID,ID
12	91225-KWP-D01	OIL SEAL, 27X42X7 .....	-	-	1	1	-	1	2ID,5ID,6ID,ID
	91225-KWP-D02	OIL SEAL, 27X42X7(FENNER) ...	-	-	1	1	-	1	2ID,5ID,6ID,ID
13	95701-06030-00	BOLT, FLANGE, 6X30 .....	-	-	4	4	-	4	2ID,5ID,6ID,ID
	95702-06030-00	.....	-	-	4	-	-	-	ID
14	95701-06040-00	BOLT, FLANGE, 6X40 .....	-	-	3	3	-	3	2ID,5ID,6ID,ID
	95702-06040-00	.....	-	-	3	-	-	-	ID
15	96100-63010-00	BEARING, RADIAL BALL, 6301 ..	-	-	1	1	-	1	2ID,5ID,6ID,ID



# E-15

# LEFT CRANKCASE



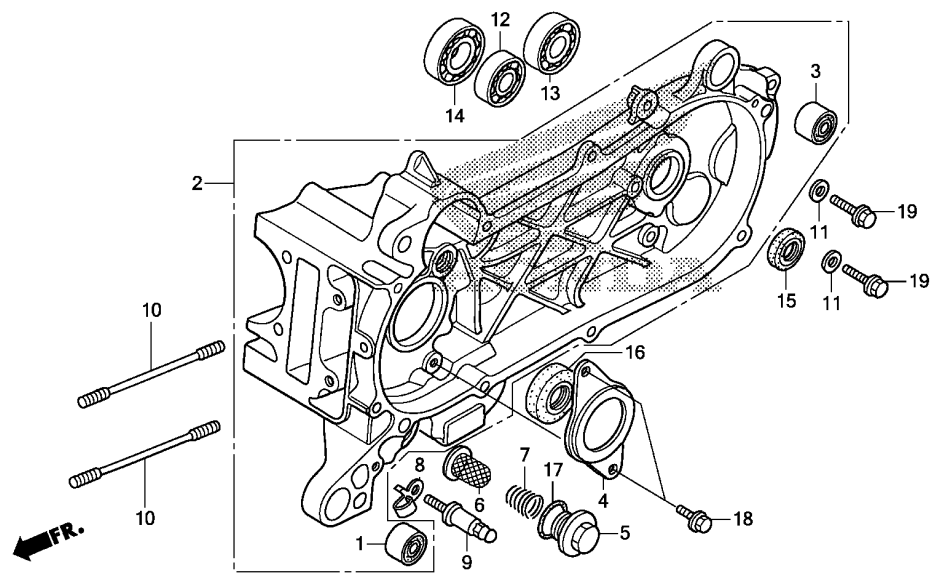
Ref. No.	L.O.N.	(Relative ref. Number) Description	F.R.T.
2	110115	CRANKCASE :LEFT ..... .INCLUDES: Engine removal and installation	4.5
	1101A2	CRANKCASE :BOTH ..... .INCLUDES: Engine removal and installation	4.8
6	1131B5	SCREEN, OIL FILTER ..... (5,7,17)	0.1
12	2101C7	BEARING, COUNTERSHAFT :LEFT ..	1.1
	2101C9	BEARING, COUNTERSHAFT :BOTH ..	1.2
13	2101E5	BEARING, FINAL GEAR SHAFT :LEFT .....	1.1
	2101J0	BEARING, FINAL GEAR SHAFT :BOTH .....	1.2
14	2101F0	BEARING, DRIVESHAFT :LEFT ....	1.2
	2101J1	BEARING, DRIVESHAFT :BOTH ....	1.3
15	2101E7	OIL SEAL, DRIVESHAFT .....	1.2
16	110131	OIL SEAL, CRANKSHAFT :LEFT ... .INCLUDES: Engine removal and installation	3.6
	1101H3	OIL SEAL, CRANKSHAFT :BOTH ... .INCLUDES: Engine removal and installation	3.7

Ref. No.	Part No.	Description	Reqd. QTY						Serial No.	Parts catalogue code
			C	SCV110F D	F	H	SCV110FB C	H		
1	11103-KWP-900	BUSH, ENGINE HANGER RUBBER ..	1	1	1	-	1	1		
	11103-K24-G00	.....	-	-	-	1	-	-	-----	2ID,ID
	11103-KWP-900	.....	-	-	-	1	-	-	-----	5ID,6ID
2	11200-KWP-900	CRANKCASE COMP., L. ....	1	-	-	-	1	-		
	11200-KWP-D00	.....	-	1	-	-	-	-		
	11200-KWP-D01	.....	-	-	1	-	-	1		
	11200-KVT-G00	.....	-	-	-	1	-	-	-----	2ID,ID
	11200-KWP-D01	.....	-	-	-	1	-	-	-----	5ID,6ID
3	11203-GC7-300	BUSH, RR. CUSHION UNDER RUBBER	1	1	-	-	1	-		
	11203-KWP-D00	.....	-	-	-	1	-	1		
	11203-K24-G00	.....	-	-	-	1	-	-	-----	2ID,ID
	11203-KWP-D00	.....	-	-	-	1	-	-	-----	5ID,6ID
4	11204-GCC-000	PLATE, OIL SEAL STOPPER .....	1	-	-	-	1	-		
	11204-KWP-D00	.....	-	1	1	1	-	1		
5	12361-KPL-900	CAP, TAPPET ADJUSTING HOLE ..	1	1	1	1	1	1		
6	15421-KPL-900	SCREEN, OIL FILTER .....	1	1	1	1	1	1		
7	15426-KCW-880	SPRING, OIL FILTER SCREEN ...	1	1	1	1	1	1		
8	16236-KZK-900	CLAMPER, OVER FLOW .....	1	1	1	1	1	1		
9	90008-KPL-900	BOLT, MAIN STAND SPRING .....	1	1	1	1	1	1		
10	90032-KWP-900	BOLT B, STUD, 7X198.5 .....	2	-	-	-	2	-		
	90032-KWP-D00	BOLT B, STUD, 7X198 .....	-	2	2	2	-	2		
11	90474-333-000	WASHER, SEALING, 8MM .....	2	2	2	-	2	2		
	90474-KWP-F00	.....	-	-	-	2	-	-	-----	2ID,ID
	90474-333-000	.....	-	-	-	2	-	-	-----	5ID,6ID
12	91006-KWP-901	BEARING, RADIAL BALL, 6201 (NSK)	1	1	1	1	1	1		

2

# E-15

# LEFT CRANKCASE



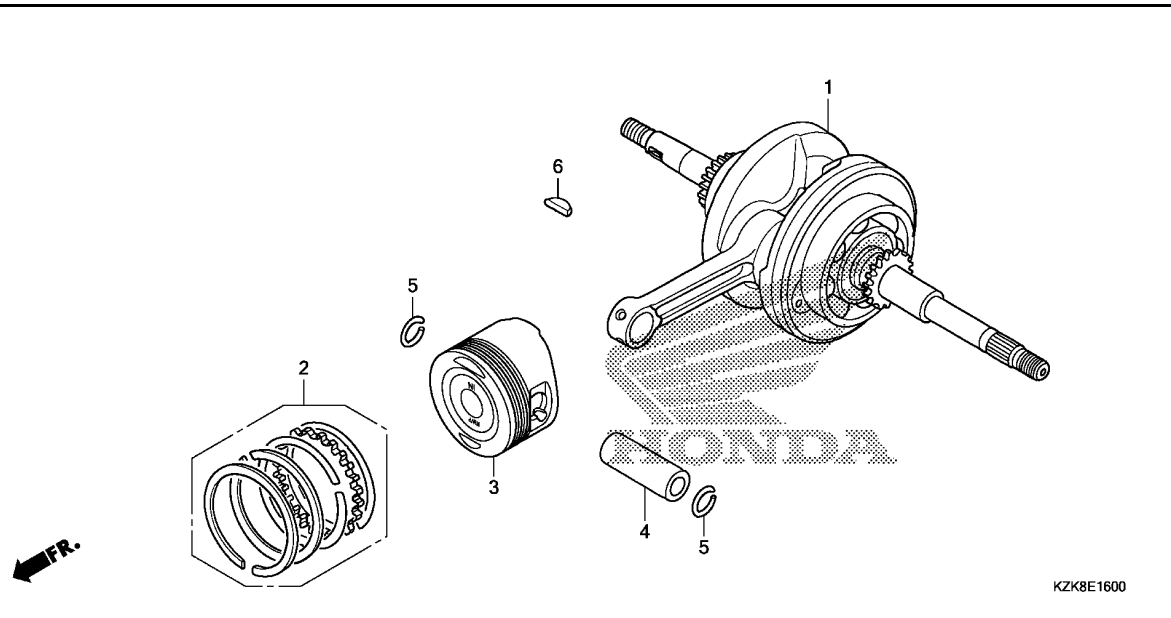
KZK8E1500

Ref. No.	Part No.	Description	Reqd. QTY						Serial No.	Parts catalogue code
			C	SCV110F D	F	H	SCV110FB C	H		
12)	96100-62010-00	BEARING, RADIAL BALL, 6201 ..	-	-	1	-	-	1	-----	5ID,6ID
	13	91007-KWP-901 BEARING, RADIAL BALL, 6202 (NSK)	1	1	1	1	1	1	-----	5ID,6ID
	96100-62020-00	BEARING, RADIAL BALL, 6202 ..	-	-	1	-	-	1	-----	5ID,6ID
	14	91104-KCW-880 BEARING, RADIAL BALL, 6204 ..	1	1	1	1	1	1	-----	5ID,6ID
	15	91202-KJ9-003 OIL SEAL, 20X32X6 .....	1	-	-	-	-	1	-----	2ID,ID
		91203-KWP-D01 OIL SEAL, 20X32X6.2(ARS) .....	-	1	1	1	-	1	-----	2ID,ID
		91203-KWP-D02 OIL SEAL, 20X32X6.2(FENNER) ..	-	1	1	-	-	-	-----	2ID,ID
	16	91202-KWP-901 OIL SEAL, 20.8X53X6 .....	1	-	-	-	1	-	-----	2ID,ID
		91202-KWP-D01 OIL SEAL, 20.8X53X6(ARS) .....	-	1	1	1	-	1	-----	2ID,ID
		91202-KWP-D02 OIL SEAL, 20.8X53X6(FENNER) ..	-	1	1	-	-	-	-----	2ID,ID
	17	91302-001-020 O-RING, 30.8MM .....	1	1	1	1	1	1	-----	2ID,ID
	18	95701-06016-00 BOLT, FLANGE, 6X16 .....	2	2	2	2	2	2	-----	2ID,ID
		95702-06016-00 .....	2	2	2	-	2	-	-----	2ID,ID
	19	95701-08012-00 BOLT, FLANGE, 8X12 .....	2	2	2	2	2	2	-----	2ID,ID
		95702-08012-00 .....	2	2	2	-	2	-	-----	2ID,ID



E-16

CRANKSHAFT/PISTON

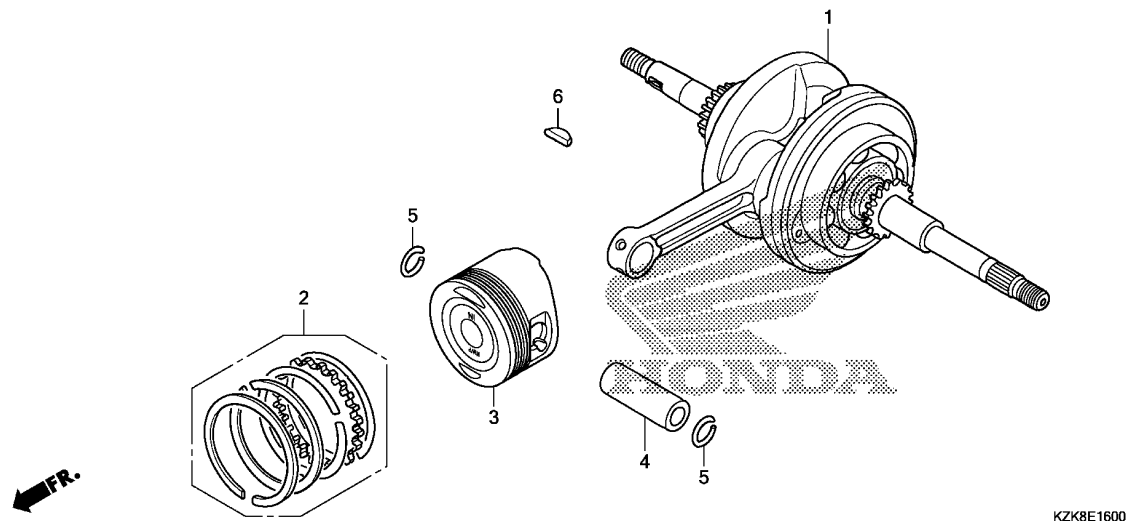


Ref. No.	L.O.N.	(Relative ref. Number) Description	F.R.T.
1	1101B5	CRANKSHAFT ..... .INCLUDES: Engine removal and installation (2,4,5)	3.9
3	111103	PISTON RING AND/OR PISTON(ONE) ..... .INCLUDES: Engine removal and installation	2.0

Ref. No.	Part No.	Description	Reqd. QTY						Serial No.	Parts catalogue code
			C	SCV110F D	F	H	SCV110FB C	H		
1	13000-KWP-900	CRANKSHAFT COMP. ....	1	-	-	-	1	-		
	13000-KWP-D01	.....	-	1	1	-	-	1		
	13000-KWP-D02	.....	-	-	-	1	-	-	----- 2ID,1D	
	13000-KWP-D01	.....	-	-	-	1	-	-	----- 5ID,61D	
2	13011-KWP-900	RING SET, PISTON(STD.) .....	1	-	-	-	1	-		
	13012-KWP-900	RING SET, PISTON(0.25) .....	(1)	-	-	-	(1)	-		
	13013-KWP-900	RING SET, PISTON(0.50) .....	(1)	-	-	-	(1)	-		
	13014-KWP-900	RING SET, PISTON(0.75) .....	(1)	-	-	-	(1)	-		
	13015-KWP-900	RING SET, PISTON(1.00) .....	(1)	-	-	-	(1)	-		
	13011-KWP-D00	RING SET, PISTON(STD.) (RIKEN) ..	-	1	1	1	-	1		
	13012-KWP-D00	RING SET, PISTON(STD.) (SAM) ..	-	1	1	1	-	1		
	13013-KWP-D00	RING SET, PISTON(STD.) (TPR) ..	-	1	1	1	-	1		
	13021-KWP-D00	RING SET, PISTON(0.25) (RIKEN) ..	-	(1)	(1)	(1)	-	(1)		
	13022-KWP-D00	RING SET, PISTON(0.25) (SAM) ..	-	(1)	(1)	(1)	-	(1)		
	13023-KWP-D00	RING SET, PISTON(0.25) (TPR) ..	-	(1)	(1)	(1)	-	(1)		
	13031-KWP-D00	RING SET, PISTON(0.50) (RIKEN) ..	-	(1)	(1)	(1)	-	(1)		
	13032-KWP-D00	RING SET, PISTON(0.50) (SAM) ..	-	(1)	(1)	(1)	-	(1)		
	13033-KWP-D00	RING SET, PISTON(0.50) (TPR) ..	-	(1)	(1)	(1)	-	(1)		
	13041-KWP-D00	RING SET, PISTON(0.75) (RIKEN) ..	-	(1)	(1)	(1)	-	(1)		
	13042-KWP-D00	RING SET, PISTON(0.75) (SAM) ..	-	(1)	(1)	(1)	-	(1)		
	13043-KWP-D00	RING SET, PISTON(0.75) (TPR) ..	-	(1)	(1)	(1)	-	(1)		
	13051-KWP-D00	RING SET, PISTON(1.00) (RIKEN) ..	-	(1)	(1)	(1)	-	(1)		
	13052-KWP-D00	RING SET, PISTON(1.00) (SAM) ..	-	(1)	(1)	(1)	-	(1)		
	13053-KWP-D00	RING SET, PISTON(1.00) (TPR) ..	-	(1)	(1)	(1)	-	(1)		
3	13101-KWP-900	PISTON(STD.) .....	1	-	-	-	1	-		
	13102-KWP-900	PISTON(0.25) .....	(1)	-	-	-	(1)	-		
	13103-KWP-900	PISTON(0.50) .....	(1)	-	-	-	(1)	-		
	13104-KWP-900	PISTON(0.75) .....	(1)	-	-	-	(1)	-		
	13105-KWP-900	PISTON(1.00) .....	(1)	-	-	-	(1)	-		

E-16

CRANKSHAFT/PISTON



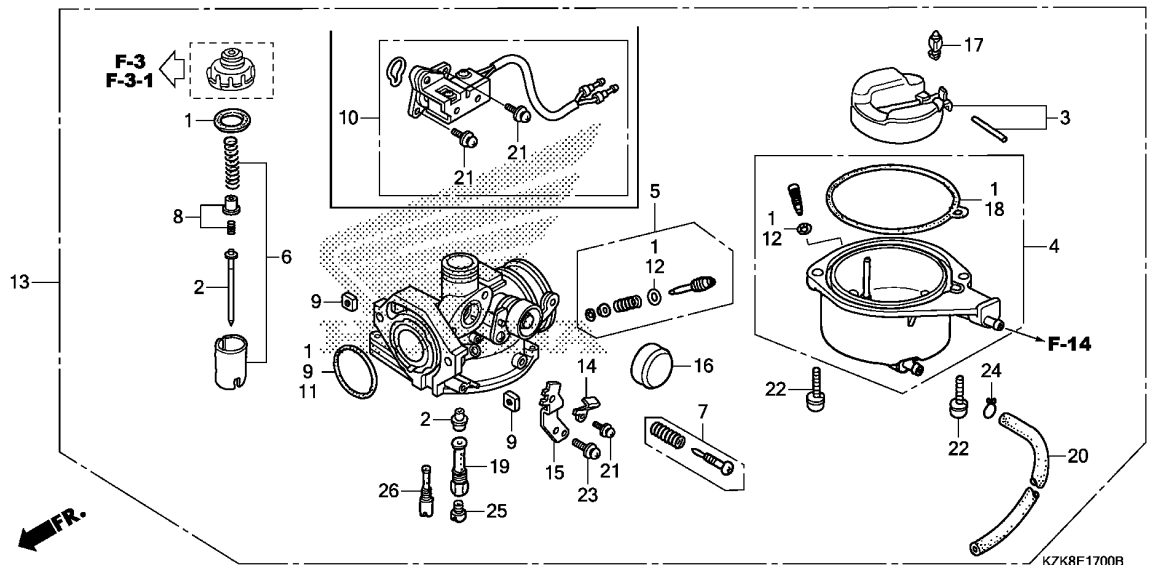
Ref. No.	Part No.	Description	Reqd. QTY						Serial No.	Parts catalogue code
			C	SCV110F		SCV110FB				
				D	F	H	C	H		
(3)	13101-KWP-D00	PISTON(STD.)	-	1	1	1	-	1		
	13102-KWP-D00	PISTON(0.25)	-	(1)	(1)	(1)	-	(1)		
	13103-KWP-D00	PISTON(0.50)	-	(1)	(1)	(1)	-	(1)		
	13104-KWP-D00	PISTON(0.75)	-	(1)	(1)	(1)	-	(1)		
	13105-KWP-D00	PISTON(1.00)	-	(1)	(1)	(1)	-	(1)		
4	13111-087-000	PIN, PISTON	1	-	-	-	1	-		
	13111-KWS-900	.....	-	1	1	1	-	1		
5	13115-001-000	CLIP, PISTON PIN	2	-	-	-	2	-		
	13115-KWS-900	CLIP, PISTON PIN, 12MM	-	2	2	2	-	2		
6	90741-KPL-900	KEY, WOODRUFF	1	1	1	1	1	1		





# E-17

# CARBURETOR

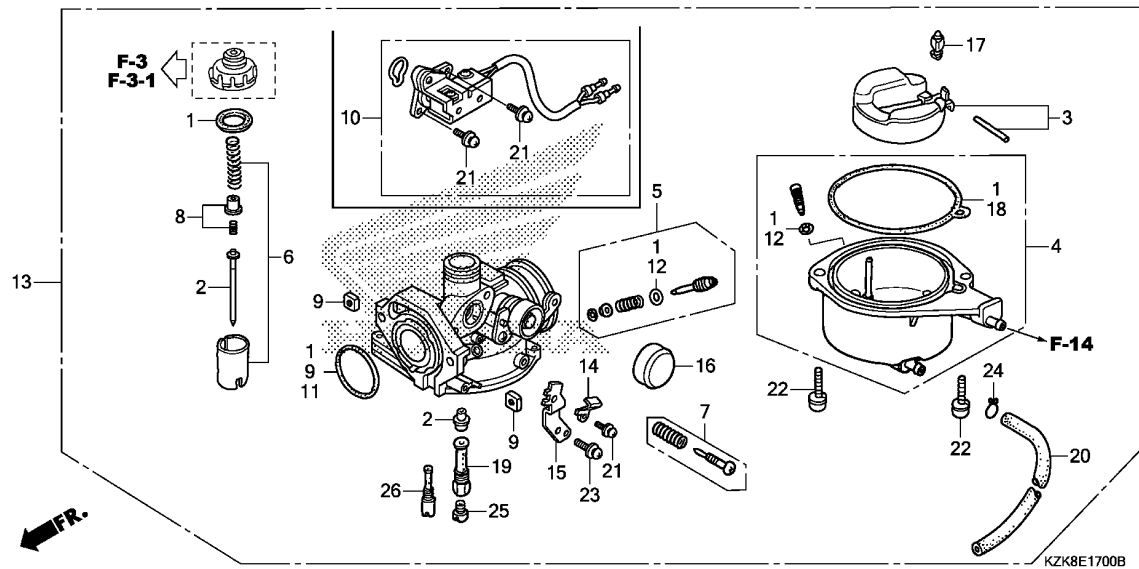


Ref. No.	L.O.N.	(Relative ref. Number) Description	F.R.T.
2	3111A3	NEEDLE, JET .....	0.6
3		(17)	
	311120	FLOAT OR FLOAT VALVE .....	0.5
4	3111A6	CHAMBER, FLOAT .....	0.4
6	3111A8	VALVE, THROTTLE .....	0.3
10	617115	SENSOR, THROTTLE .....	0.6
13	3111B5	CARBURETOR ASSEMBLY .....	0.6
25		(19,26)	
	3111D4	JET, MAIN .....	0.5

Ref. No.	Part No.	Description	Reqd. QTY						Serial No.	Parts catalogue code
			C	SCV110F D	F	H	SCV110FB C	H		
1	16010-KVT-901	GASKET SET .....	1	1	-	-	1	-		
	16010-K24-901	.....	-	-	1	1	-	-	2ID,5ID,6ID,ID	
	16010-KVT-901	.....	-	-	1	-	-	-	3ID	
2	16012-KVT-941	NEEDLE SET, JET .....	1	-	-	-	1	-		
	16012-KVT-D01	.....	-	1	-	-	-	-		
	16012-KWP-E01	.....	-	-	1	1	-	1	2ID,5ID,6ID,ID	
	16012-KVT-D01	.....	-	-	1	-	-	-	3ID	
3	16013-KRB-901	FLOAT SET .....	1	1	1	1	1	1		
4	16015-KVT-901	CHAMBER SET, FLOAT .....	1	1	-	-	1	-		
	16015-K24-901	.....	-	-	1	1	-	1	2ID,5ID,6ID,ID	
	16015-KVT-901	.....	-	-	1	-	-	-	3ID	
5	16016-KPH-901	SCREW SET .....	1	1	1	1	1	1		
6	16022-KWP-901	VALVE SET, THROTTLE .....	1	1	-	-	1	-		
	16022-KWP-E01	.....	-	-	1	1	-	1	2ID,5ID,6ID,ID	
	16022-KWP-901	.....	-	-	1	-	-	-	3ID	
7	16028-KPL-901	SCREW SET .....	1	1	1	1	1	1		
8	16037-KRS-601	PLATE SET, VALVE .....	1	1	1	1	1	1		
9	16041-KPL-901	NUT SET, SQUARE .....	1	1	1	1	1	1		
10	16060-KWP-901	SWITCH ASSY., THROTTLE .....	1	1	-	-	1	-		
		.....	-	-	1	-	-	-	3ID	
11	16075-KPL-901	O-RING .....	1	1	1	1	1	1		
12	16076-KPL-901	O-RING .....	2	2	2	2	2	2		
13	16100-KZK-901	CARBURETOR ASSY.(PB5LS A) .....	1	-	-	-	1	-		
	16100-KZK-D01	CARBURETOR ASSY.(PB5LW A) .....	-	1	-	-	-	-		
	16100-KZK-F01	CARBURETOR ASSY.(PB5TE A) .....	-	-	1	-	-	1	5ID,6ID,ID	
	16100-KZK-D01	CARBURETOR ASSY.(PB5LW A) .....	-	-	1	-	-	-	3ID	
	16100-KZK-D21	CARBURETOR ASSY.(5TJ A) .....	-	-	-	1	-	-	2ID,ID	

# E-17

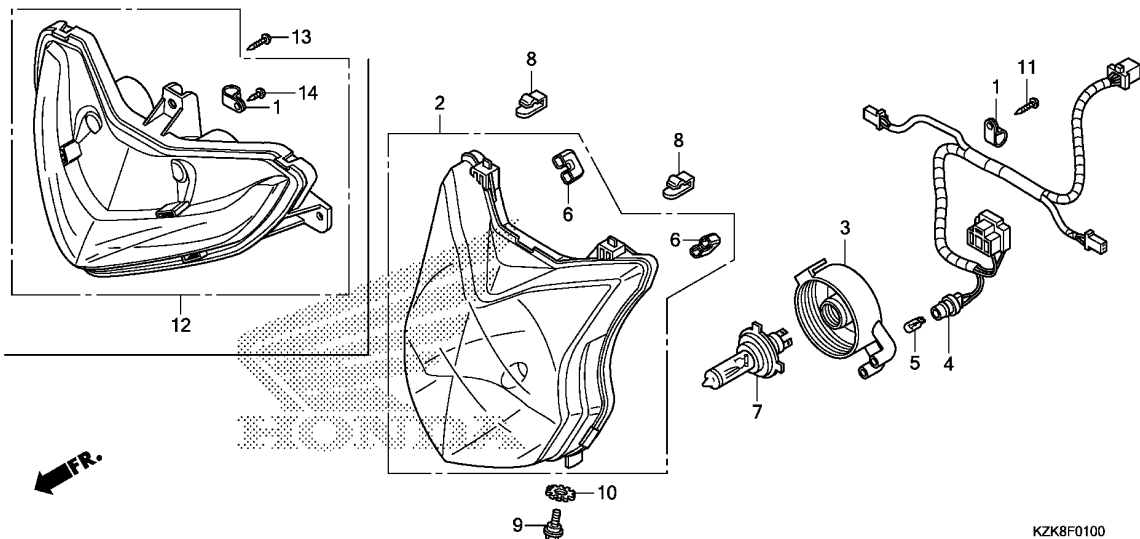
# CARBURETOR



Ref. No.	Part No.	Description	Reqd. QTY								Serial No.	Parts catalogue code
			C	SCV110F			SCV110FB					
				D	F	H	C	H				
13)	16100-KZK-F01	CARBURETOR ASSY. (PB5TE A) ...	-	-	-	1	-	-	-	-	5ID,6ID	
14	16119-KPL-901	PLATE, STAY .....	1	1	1	1	1	1	1			
15	16119-KWP-901	STAY, WIRE .....	1	1	1	1	1	1	1			
16	16148-KPL-901	CAP, CHOKE DUST .....	1	1	1	1	1	1	1			
17	16155-KPL-901	VALVE COMP., FLOAT .....	1	1	1	1	1	1	1			
18	16163-GFP-901	GASKET, FLOAT CHAMBER .....	1	1	-	-	1	-	-			
	16163-KWS-901	.....	-	-	1	1	-	1	-	2ID,5ID,6ID,ID		
	16163-GFP-901	.....	-	-	1	-	-	-	-	3ID		
19	16165-KWP-901	HOLDER, NEEDLE JET .....	1	-	-	-	1	-	-			
	16165-KVT-D01	.....	-	1	1	1	-	1	-			
20	16199-KZK-901	TUBE, OVERFLOW .....	1	1	1	1	1	1	1			
21	93892-04010-18	SCREW-WASHER, 4X10 .....	3	3	1	1	3	1	-	2ID,5ID,6ID,ID		
		.....	-	-	3	-	-	-	-	3ID		
22	93892-04018-08	SCREW-WASHER, 4X18 .....	2	2	2	2	2	2				
23	93892-05012-18	SCREW-WASHER, 5X12 .....	1	1	1	1	1	1	1			
24	95002-02659	CLIP, TUBE(B6.5) .....	1	1	1	1	1	1	1			
25	99101-KWP-0900	JET, MAIN, #90 .....	1	-	-	-	1	-	-			
	99101-KSS-0880	JET, MAIN, #88 .....	-	1	-	-	-	-	-			
	99101-GCK-0850	JET, MAIN, #85 .....	-	-	1	1	-	1	-	2ID,5ID,6ID,ID		
	99101-KSS-0880	JET, MAIN, #88 .....	-	-	1	-	-	-	-	3ID		
26	99103-KWP-0350	JET COMP. (#35X#35) .....	1	1	1	1	1	1	1			

F-1

HEADLIGHT



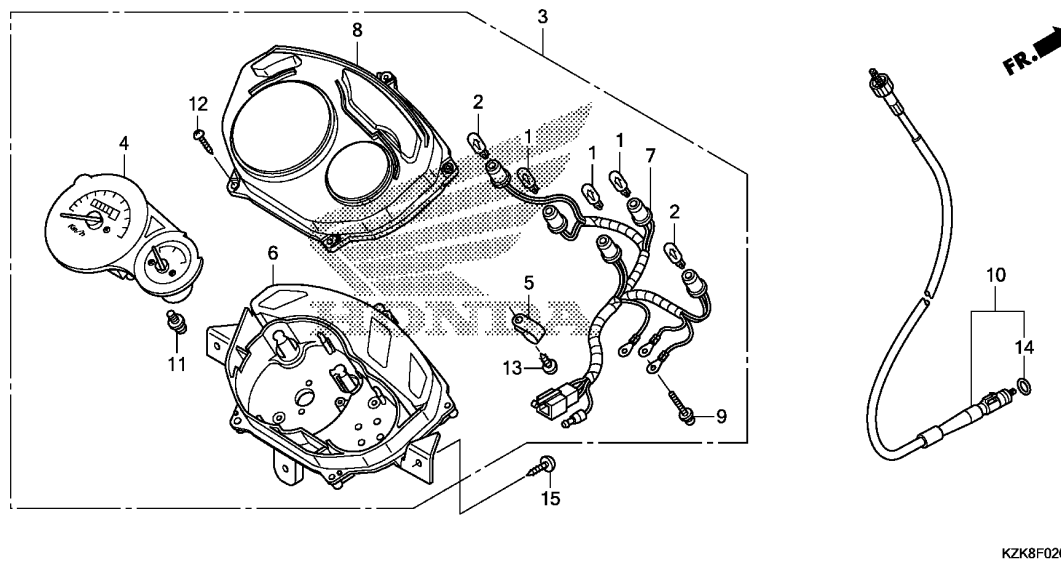
Ref. No.	L.O.N.	(Relative ref. Number) Description	F.R.T.
2	6161A7	HEADLIGHT UNIT .....	0.4
4	6161H5	SUB CORD, HEADLIGHT .....	0.2
5	616182	BULB, POSITION LIGHT .....	0.2
7	616118	BULB, HEADLIGHT .....	0.2
12	6161M0	LIGHT ASSY., POSITION .....	0.5

3

Ref. No.	Part No.	Description	Reqd. QTY						Serial No.	Parts catalogue code
			C	SCV110F D	F	H	SCV110FB C	H		
1	32930-KVT-901	CLIP B, HARNESS .....	1	1	1	-	1	1		
	32920-KVT-901	CLIP A, HARNESS .....	-	-	-	2	-	-	2ID, ID	
	32930-KVT-901	CLIP B, HARNESS .....	-	-	-	1	-	-	5ID, 6ID	
2	33110-KZK-901	HEADLIGHT UNIT .....	1	1	1	-	1	1		
	33110-KZK-D21	HEADLIGHT UNIT(12V 35/35W) (FIEM)	-	-	-	1	-	-	2ID, ID	
	33110-KZK-901	HEADLIGHT UNIT .....	-	-	-	1	-	-	5ID, 6ID	
3	33112-KWS-901	COVER, RUBBER .....	1	1	1	1	1	1		
4	33120-KZK-901	SUB CORD, HEADLIGHT .....	1	1	1	-	1	1		
	33120-KZK-D21	.....	-	-	-	1	-	-	2ID, ID	
	33120-KZK-901	.....	-	-	-	1	-	-	5ID, 6ID	
5	33301-KYJ-901	BULB, WEDGE BASE(T10 12V 5W)	1	1	1	-	1	1		
		.....	-	-	-	1	-	-	5ID, 6ID	
6	33706-KWS-901	TUBE .....	2	2	2	2	2	2		
7	34901-KSP-910	BULB, HEADLIGHT(HS1) (12V 35/35W)(PHILIPS)	1	1	1	1	1	1		
	34901-KVN-971	BULB, HEADLIGHT(HS1) (12V 35/35W)(PHOENIX)	1	1	1	1	1	1		
8	53209-GAH-000	CLIP, HEADLIGHT .....	2	2	2	2	2	2		
9	90103-KVH-900	BOLT, ADJUSTER .....	2	2	2	2	2	2		
10	90307-GW3-980	WASHER, LOCK, 6MM .....	2	2	2	2	2	2		
11	93901-34420	SCREW, TAPPING, 4X16 .....	1	1	1	1	1	1		
12	33180-KZK-D21	LIGHT ASSY., POSITION .....	-	-	-	1	-	-	2ID, ID	
13	93903-24410	SCREW, TAPPING, 4X16 .....	-	-	-	3	-	-	2ID, ID	
14	93913-14120	SCREW, TAPPING, 4X10 .....	-	-	-	1	-	-	2ID, ID	

F-2

METER(1)

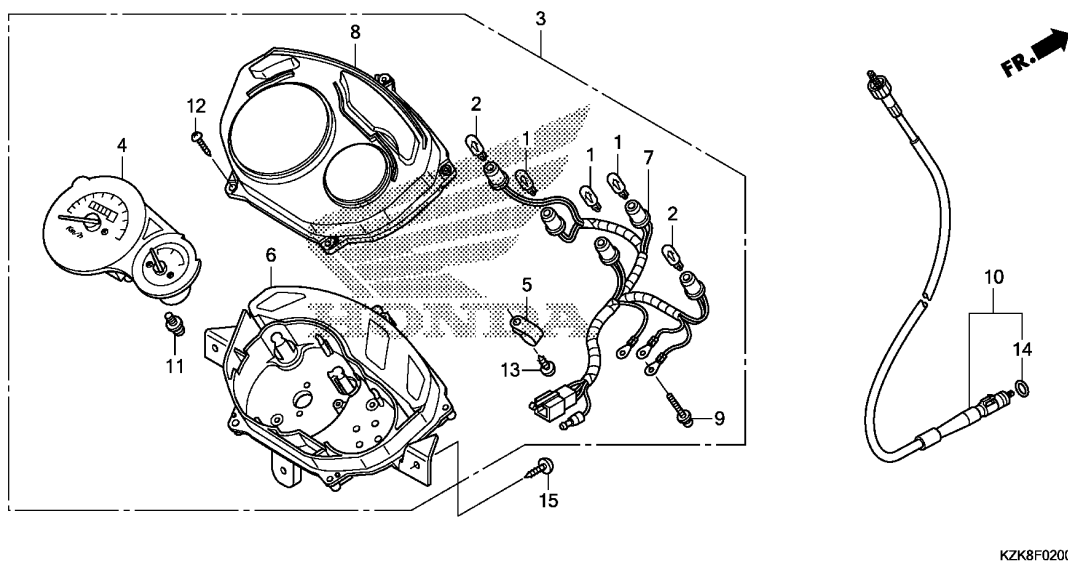


Ref. No.	L.O.N.	(Relative ref. Number) Description	F.R.T.
1		(2) BULB, METER .....	0.4
	6161G3	.NOTE: Same time for two units or more	
3	8121A1	METER ASSY., COMBINATION .....	0.7
4	8121A2	METER, COMBINATION .....	0.8
6	8121B3	CASE, METER .....	0.7
7	6161G4	SOCKET ASSY., METER BULB .....	0.7
8	8121B7	LENS, METER .....	0.6
10	811160	CABLE, SPEEDOMETER .....	0.4

Ref. No.	Part No.	Description	Reqd. QTY						Serial No.	Parts catalogue code
			C	SCV110F D F H	SCV110FB C H					
1	34908-KVE-900	BULB, WEDGE BASE(T10) (12V 1.7W)(TOSHIBA)	3	3	3	-	3	3		
2	34909-KVE-900	BULB, WEDGE BASE(T10)(12V 3W)	2	2	2	-	2	2	-----	5ID,6ID
3	37200-KZK-901	SPEEDOMETER ASSY. ....	1	1	1	-	1	1	-----	5ID,6ID
4	37210-KZK-901	METER COMP., SPEED & FUEL ...	1	1	1	-	1	1	-----	5ID,6ID
5	37215-KS3-901	CLAMP .....	1	1	1	-	1	1	-----	5ID,6ID
6	37220-KZK-901	CASE COMP. ....	1	1	1	-	1	1	-----	5ID,6ID
7	37224-KZK-901	SOCKET COMP. ....	1	1	1	-	1	1	-----	5ID,6ID
8	37230-KZK-901	LENS COMP., METER .....	1	1	1	-	1	1	-----	5ID,6ID
9	37305-KE5-008	SCREW-WASHER, 3X22 .....	3	3	3	-	3	3	-----	5ID,6ID
10	44830-KWP-901	CABLE COMP., SPEEDOMETER ....	1	1	1	-	1	1	-----	5ID,6ID
11	90035-166-008	SCREW-WASHER, SPECIAL, 4X10	2	2	2	-	2	2	-----	5ID,6ID
12	90101-KY6-008	SCREW, TAPPING, 3X14 .....	5	5	5	-	5	5	-----	5ID,6ID
13	90109-MZ5-008	SCREW, TAPPING, 4X14 .....	1	1	1	-	1	1	-----	5ID,6ID

F-2

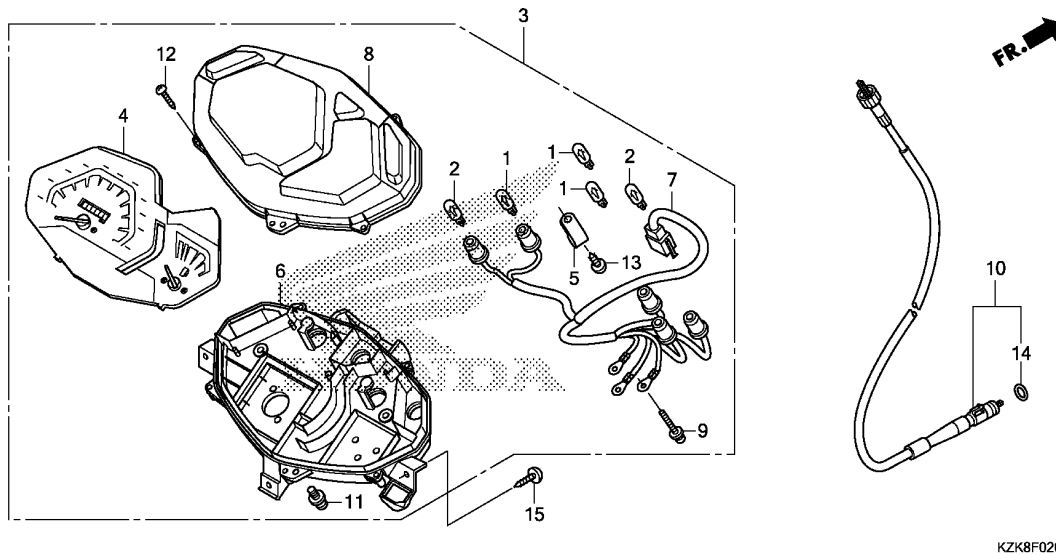
METER(1)



Ref. No.	Part No.	Description	Reqd. QTY						Serial No.	Parts catalogue code
			C	SCV110F D	F	H	SCV110FB C	H		
14	91352-671-003	O-RING, 8.5X1.5(ARAI)	1	1	1	-	1	1	-----	51D,61D
15	93903-25380	SCREW, TAPPING, 5X16	3	3	3	-	3	3	-----	51D,61D

# F-2-1

# METER(2)



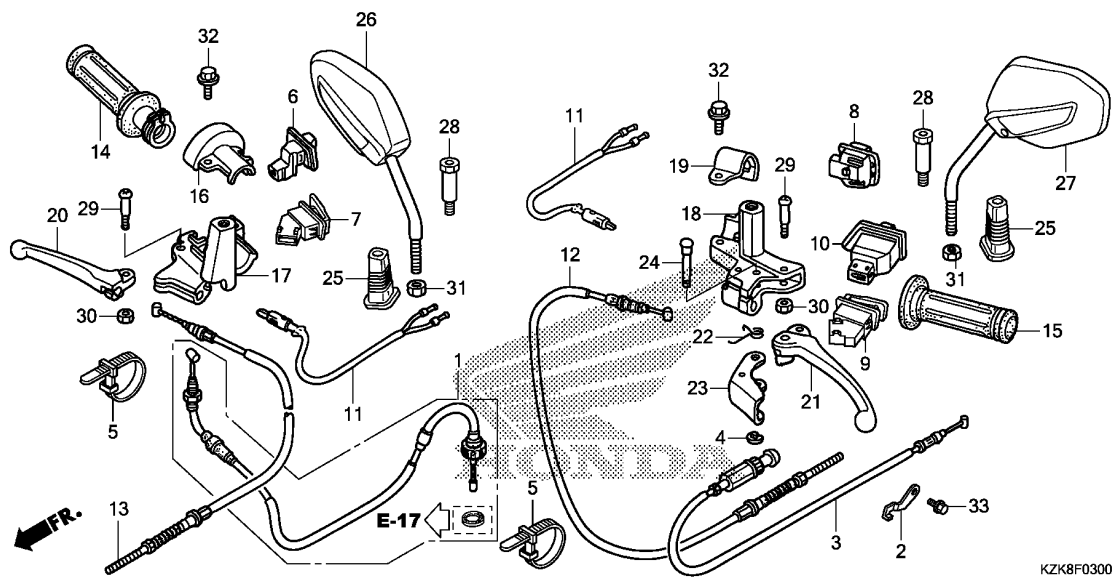
KZK8F0201

Ref. No.	L.O.N.	(Relative ref. Number) Description	F.R.T.
1		(2) BULB, METER .....	0.4
		.NOTE: Same time for two units or more	
3	8121A1	METER ASSY., COMBINATION .....	0.7
4	8121A2	METER, COMBINATION .....	0.8
6	8121B3	CASE, METER .....	0.7
7	6161G4	SOCKET ASSY., METER BULB .....	0.7
8	8121B7	LENS, METER .....	0.6
10	811160	CABLE, SPEEDOMETER .....	0.4

Ref. No.	Part No.	Description	Reqd. QTY				Serial No.	Parts catalogue code
			C	SCV110F D F	H	SCV110FB C H		
1	34908-KVE-900	BULB, WEDGE BASE(T10) (12V 1.7W)(TOSHIBA)	-	-	3	-	----- 2ID, ID	
2	34909-KVE-900	BULB, WEDGE BASE(T10)(12V 3W)	-	-	2	-	----- 2ID, ID	
3	37200-KZK-D21	SPEEDOMETER ASSY.(KPH) (NIPPON SEIKI)	-	-	1	-	----- 2ID, ID	
4	37210-KZK-D21	METER COMP., SPEED & FUEL(KPH) (NIPPON SEIKI)	-	-	1	-	----- 2ID, ID	
5	37215-KS3-901	CLAMP .....	-	-	1	-	----- 2ID, ID	
6	37220-KZK-D21	CASE COMP.(NIPPON SEIKI) .....	-	-	1	-	----- 2ID, ID	
7	37224-KZK-D21	SOCKET COMP.(NIPPON SEIKI) ..	-	-	1	-	----- 2ID, ID	
8	37230-KZK-D21	CASE COMP., UPPER (NIPPON SEIKI)	-	-	1	-	----- 2ID, ID	
9	37305-KE5-008	SCREW-WASHER, 3X22 .....	-	-	3	-	----- 2ID, ID	
10	44830-KWP-901	CABLE COMP., SPEEDOMETER .....	-	-	1	-	----- 2ID, ID	
11	90035-166-008	SCREW-WASHER, SPECIAL, 4X10 ..	-	-	2	-	----- 2ID, ID	
12	90101-KY6-008	SCREW, TAPPING, 3X14 .....	-	-	5	-	----- 2ID, ID	
13	90109-MZ5-008	SCREW, TAPPING, 4X14 .....	-	-	1	-	----- 2ID, ID	
14	91352-671-003	O-RING, 8.5X1.5(ARAI) .....	-	-	1	-	----- 2ID, ID	
15	93903-25380	SCREW, TAPPING, 5X16 .....	-	-	3	-	----- 2ID, ID	

F-3

HANDLE LEVER/SWITCH/CABLE(STD)



Ref. No.	L.O.N.	(Relative ref. Number) Description	F.R.T.
1	811100	CABLE, THROTTLE .....	1.3
3	811120	CABLE, CHOKE .....	1.0
6	6151C1	SWITCH, LIGHTING .....	0.5
7	615116	SWITCH, STARTER .....	0.5
8	615117	SWITCH, DIMMER .....	0.5
9	6151A3	SWITCH, HORN .....	0.5
10	615118	SWITCH, WINKER .....	0.5
11	6151B2	SWITCH, FRONT STOP .....	0.5
	6151B3	SWITCH, REAR STOP :LEVER SIDE	0.5
	6151B6	SWITCH, STOP :BOTH .....	0.7
12	811130	CABLE, REAR BRAKE .....	1.2
13	811125	CABLE, FRONT BRAKE .....	0.6
14	810150	GRIP, THROTTLE .....	0.5
15	8101C0	GRIP, HANDLE :LEFT .....	0.1
17	810155	HOUSING, THROTTLE .....	0.6
18	8101C8	BRACKET, HANDLE LEVER :LEFT ..	0.6
20	8101C7	LEVER, HANDLE :RIGHT .....	0.4
21	8101C6	LEVER, HANDLE :LEFT .....	0.4
	8101F5	LEVER, HANDLE :BOTH .....	0.5
23	810170	LEVER, PARKING LOCK .....	0.4

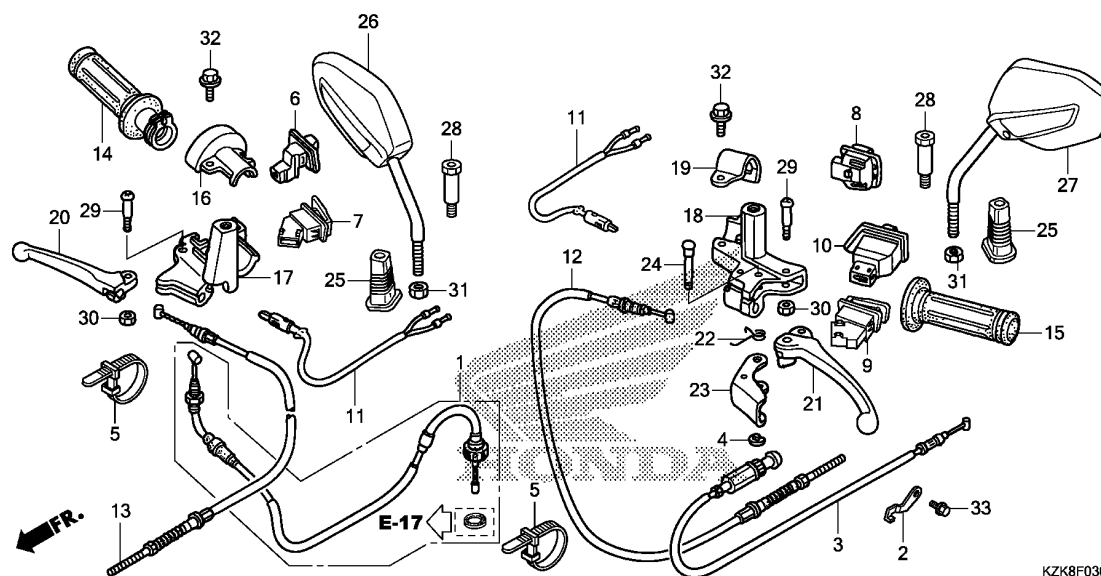
KZK8F0300

Ref. No.	Part No.	Description	Reqd. QTY				Serial No.	Parts catalogue code
			C	SCV110F D F H	SCV110FB C H			
1	06179-KZK-901	CABLE SET, THROTTLE .....	1	-	-	-	-	
2	11233-KZK-900	CLAMP, BRAKE CABLE .....	1	-	-	-	-	
3	17950-KWP-900	CABLE COMP., CHOKE .....	1	-	-	-	-	
4	30158-GW3-980	E-RING, 3MM .....	1	-	-	-	-	
5	32161-KSP-920	BAND B1, WIRE .....	2	-	-	-	-	
6	35150-KZK-901	SWITCH UNIT, LIGHTING (JAY USHIN)	1	-	-	-	-	
7	35160-KWP-901	SWITCH UNIT, STARTER (JAY USHIN)	1	-	-	-	-	
8	35170-KPL-842	SWITCH UNIT, DIMMER(JAY USHIN)	1	-	-	-	-	
	35170-KPL-901	SWITCH UNIT, DIMMER(MINDA) ..	1	-	-	-	-	
9	35180-KWP-901	SWITCH UNIT, HORN(JAY USHIN)	1	-	-	-	-	
10	35200-KVT-911	SWITCH UNIT, WINKER(JAY USHIN)	1	-	-	-	-	
	35200-KWP-901	SWITCH UNIT, WINKER(MINDA) ..	1	-	-	-	-	
11	35340-KWP-900	SWITCH ASSY., FR. STOP .....	2	-	-	-	-	
12	43450-KZK-900	CABLE COMP., RR. BRAKE .....	1	-	-	-	-	
13	45450-KWP-900	CABLE COMP., FR. BRAKE .....	1	-	-	-	-	
14	53146-KRB-901	GRIP COMP., THROTTLE .....	1	-	-	-	-	
15	53166-KPL-901	GRIP, L. HANDLE .....	1	-	-	-	-	
16	53167-KPL-900	HOUSING, UPPER THROTTLE .....	1	-	-	-	-	
17	53168-KWP-900	HOUSING, UNDER THROTTLE .....	1	-	-	-	-	
18	53172-KWP-900	BRACKET, HANDLE .....	1	-	-	-	-	
19	53173-KPL-900	BAND, HANDLE BRACKET .....	1	-	-	-	-	
20	53175-KTP-900	LEVER, R. STEERING HANDLE ...	1	-	-	-	-	
21	53178-KWP-900	LEVER, L. HANDLE .....	1	-	-	-	-	

3

# F-3

# HANDLE LEVER/SWITCH/CABLE(STD)

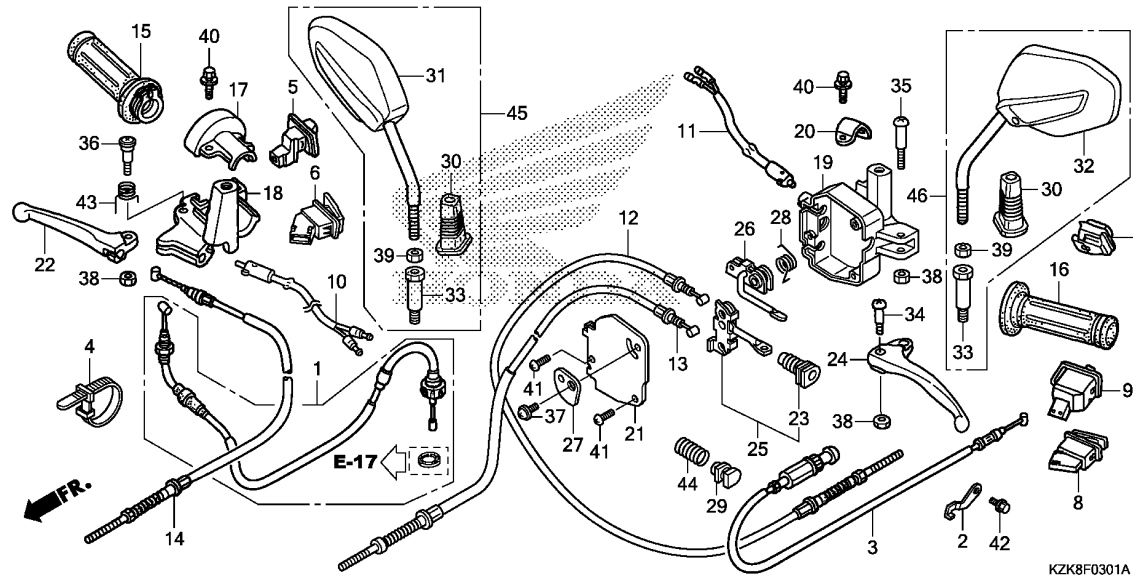


Ref. No.	Part No.	Description	Reqd. QTY					Serial No.	Parts catalogue code
			C	SCV110F D	F	H	SCV110FB C		
22	53182-GW3-980	SPRING, PARKING LEVER RETURN	1	-	-	-	-	-	
23	53182-KWP-940	LEVER COMP., PARKING	1	-	-	-	-	-	
24	53183-GW3-980	PIN, PARKING LEVER PIVOT	1	-	-	-	-	-	
25	88113-KRP-N40	CAP, LOCK NUT	2	-	-	-	-	-	
26	88210-KZK-901	MIRROR COMP., R.	1	-	-	-	-	-	
27	88220-KZK-901	MIRROR COMP., L.	1	-	-	-	-	-	
28	90102-KVT-900	BOLT, ADAPTER, 8MM	2	-	-	-	-	-	
29	90115-KPL-900	SCREW, HANDLE LEVER PIVOT	2	-	-	-	-	-	
30	90304-KPL-900	NUT, HEX., 5MM	2	-	-	-	-	-	
31	90310-KPL-900	LOCK NUT, R. MIRROR (LEFT HAND THREAD)	2	-	-	-	-	-	
32	93401-06020-00	BOLT-WASHER, 6X20 (BOTH SIDES)	2	-	-	-	-	-	
33	96001-06010-00	BOLT, FLANGE, 6X10	1	-	-	-	-	-	



# F-3-1

# HANDLE LEVER/SWITCH/CABLE(CBS)



Ref. No.	L.O.N.	(Relative ref. Number) Description	F.R.T.
1	811100	CABLE, THROTTLE .....	1.3
3	811120	CABLE, CHOKE .....	1.0
5	6151C1	SWITCH, LIGHTING .....	0.5
6	615116	SWITCH, STARTER .....	0.5
7	615117	SWITCH, DIMMER .....	0.5
8	6151A3	SWITCH, HORN .....	0.5
9	615118	SWITCH, WINKER .....	0.5
10	6151F5	SWITCH, FRONT STOP(A) .....	0.5
11	6151F6	SWITCH, REAR STOP(A) .....	0.6
		:LEVER SIDE .....	0.8
	6151F7	SWITCH, STOP(A) :BOTH .....	1.3
12	8111C8	CABLE, REAR BRAKE(A) .....	0.7
13	8111B3	CABLE, FRONT BRAKE SECOND .....	0.6
14	811125	CABLE, FRONT BRAKE .....	0.5
15	810150	GRIP, THROTTLE .....	0.1
16	8101C0	GRIP, HANDLE :LEFT .....	0.6
18	810155	HOUSING, THROTTLE .....	0.8
19	8101H7	BRACKET, HANDLE LEVER(A) :LEFT .....	0.4
22	8101C7	LEVER, HANDLE :RIGHT .....	0.4
24	8101C6	LEVER, HANDLE :LEFT .....	0.5
	8101F5	LEVER, HANDLE :BOTH .....	0.6
25	8101D1	EQUALIZER, BRAKE CABLE .....	

Ref. No.	Part No.	Description	Reqd. QTY						Serial No.	Parts catalogue code
			C	SCV110F D	F	H	SCV110FB C	H		
1	06179-KZK-901	CABLE SET, THROTTLE .....	-	1	1	1	1	1		
2	11233-KZK-900	CLAMP, BRAKE CABLE .....	-	1	1	1	1	1		
3	17950-KWP-900	CABLE COMP., CHOKE .....	-	1	1	-	1	1		
	17950-KWP-F00	.....	-	-	-	1	-	-	-----	2ID, ID
	17950-KWP-900	.....	-	-	-	1	-	-	-----	5ID, 6ID
4	32161-KSP-920	BAND B1, WIRE .....	-	1	1	1	1	1		
5	35150-KZK-901	SWITCH UNIT, LIGHTING (JAY USHIN) .....	-	1	1	-	1	1		
		.....	-	-	-	1	-	-	-----	5ID, 6ID
6	35160-KWP-901	SWITCH UNIT, STARTER (JAY USHIN) .....	-	1	1	1	1	1		
7	35170-KPL-842	SWITCH UNIT, DIMMER(JAY USHIN) .....	-	1	1	1	1	1		
	35170-KPL-901	SWITCH UNIT, DIMMER(MINDA) .....	-	1	1	1	1	1		
8	35180-KWP-901	SWITCH UNIT, HORN(JAY USHIN) .....	-	1	1	1	1	1		
9	35200-KVT-911	SWITCH UNIT, WINKER(JAY USHIN) .....	-	1	1	1	1	1		
	35200-KWP-901	SWITCH UNIT, WINKER(MINDA) .....	-	1	1	1	1	1		
10	35340-KWP-900	SWITCH ASSY., FR. STOP .....	-	1	1	1	1	1		
11	35340-KWP-911	SWITCH ASSY., FR. STOP .....	-	1	-	-	1	-		
	35340-KWP-F01	.....	-	-	1	1	-	1	-----	2ID, 5ID, 6ID, ID
	35340-KWP-911	.....	-	-	1	-	-	-	-----	3ID
12	43450-KZK-910	CABLE COMP., RR. BRAKE .....	-	1	1	-	1	1		
	43450-KZK-D21	CABLE COMP., RR. BRAKE(HI-LEX) .....	-	-	-	1	-	-	-----	2ID, ID
	43450-KZK-910	CABLE COMP., RR. BRAKE .....	-	-	-	1	-	-	-----	5ID, 6ID
13	45440-KZK-910	CABLE COMP., L. FR. BRAKE ...	-	1	1	-	1	1		
	45440-KZK-D21	CABLE COMP., L. FR. BRAKE (HI-LEX) .....	-	-	-	1	-	-	-----	2ID, ID
	45440-KZK-910	CABLE COMP., L. FR. BRAKE ...	-	-	-	1	-	-	-----	5ID, 6ID

**F-3-1**

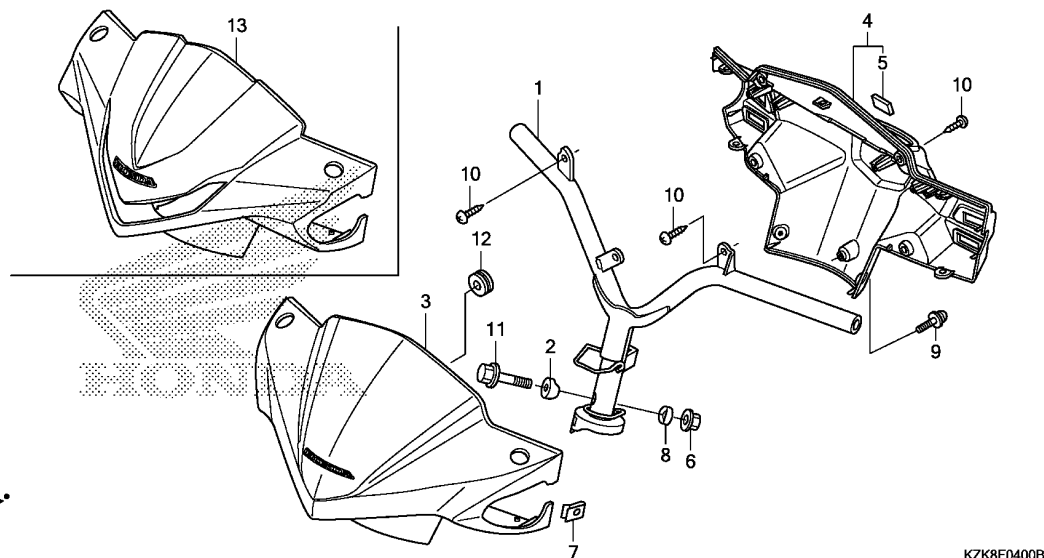
**HANDLE LEVER/SWITCH/CABLE(CBS)**

Ref. No.	Part No.	Description	C	Reqd. QTY				Serial No.	Parts catalogue code
				SCV110F D	F	H	SCV110FB H		
14	45450-KWP-910	CABLE COMP., R. FR. BRAKE ...	-	1	1	-	1	1	
	45450-KWP-G01	CABLE COMP., R. FR. BRAKE							
	45450-KWP-910	(HI-LEX) CABLE COMP., R. FR. BRAKE ...	-	-	-	1	-	-	----- 2ID, ID ----- 5ID, 6ID
15	53146-KRB-901	GRIP COMP., THROTTLE .....	-	1	1	1	1	1	
16	53166-KPL-901	GRIP, L. HANDLE .....	-	1	1	1	1	1	
17	53167-KPL-900	HOUSING, UPPER THROTTLE .....	-	1	1	1	1	1	
18	53168-KWP-900	HOUSING, UNDER THROTTLE .....	-	1	1	1	1	1	
19	53172-KWP-910	BRACKET, L. BRAKE LEVER .....	-	1	1	1	1	1	
20	53173-KPL-900	BAND, HANDLE BRACKET .....	-	1	1	-	1	1	
	53173-K24-G00	.....	-	-	-	1	-	-	----- 2ID, ID ----- 5ID, 6ID
	53173-KPL-900	.....	-	-	-	1	-	-	
21	53173-KWP-910	COVER, L. BRAKE LEVER BRACKET	-	1	1	1	1	1	
22	53175-KZN-910	LEVER, R. STEERING HANDLE ...	-	1	-	-	1	-	
	53175-KWP-D00	.....	-	-	1	1	-	1	
23	53176-GBL-870	BOOT, BRAKE LEVER ROD .....	-	1	1	1	1	1	
24	53178-KWP-910	LEVER, L. STEERING HANDLE ...	-	1	-	-	1	-	
	53178-KWP-D00	.....	-	-	1	1	-	1	
25	53180-KWP-910	EQUALIZER COMP. ....	-	1	1	1	1	1	
26	53185-KWP-910	ARM COMP., RR. BRAKE LOCK ...	-	1	1	1	1	1	
27	53186-GBL-870	COVER, RR. BRAKE LOCK LEVER ..	-	1	1	1	1	1	
28	53186-KWP-910	SPRING, BRAKE LOCK ARM RETURN	-	1	1	1	1	1	
29	53189-KWP-910	STOPPER, EQUALIZER .....	-	1	-	-	1	-	
	53189-K24-900	.....	-	-	1	1	-	1	----- 2ID, 5ID, 6ID, ID
	53189-KWP-910	.....	-	-	1	-	-	-	----- 3ID
30	88113-KRP-N40	CAP, LOCK NUT .....	-	2	2	2	2	2	
31	88210-KZK-901	MIRROR COMP., R. ....	-	1	-	-	1	-	----- 3ID
32	88220-KZK-901	MIRROR COMP., L. ....	-	1	-	-	1	-	----- 3ID
33	90102-KVT-900	BOLT, ADAPTER, 8MM .....	-	2	2	2	2	2	
34	90115-KPL-900	SCREW, HANDLE LEVER PIVOT ...	-	1	1	1	1	1	
35	90115-KRP-980	SCREW, HANDLE LEVER PIVOT ...	-	1	1	1	1	1	
36	90115-KZN-910	SCREW, HANDLE LEVER PIVOT ...	-	1	1	1	1	1	
37	90118-KWP-910	SCREW, PAN, 5X13 .....	-	1	1	1	1	1	
38	90304-KPL-900	NUT, HEX., 5MM .....	-	3	3	3	3	3	
39	90310-KPL-900	LOCK NUT, R. MIRROR (LEFT HAND THREAD)							
		(BOTH SIDES)	-	2	2	2	2	2	
40	93401-06020-00	BOLT-WASHER, 6X20 .....	-	2	2	2	2	2	
41	93500-05012-1H	SCREW, PAN, 5X12 .....	-	2	2	2	2	2	
42	96001-06010-00	BOLT, FLANGE, 6X10 .....	-	1	1	1	1	1	
43	53199-KZN-910	SPRING, BRAKE LEVER RETURN ..	-	1	1	1	1	1	
44	53188-K24-900	SPRING, DELAY .....	-	-	1	1	-	1	----- 2ID, 5ID, 6ID, ID
45	88110-KZK-F01	MIRROR ASSY., R. BACK .....	-	-	1	1	-	1	----- 2ID, 5ID, 6ID, ID
46	88120-KZK-F01	MIRROR ASSY., L. BACK .....	-	-	1	1	-	1	----- 2ID, 5ID, 6ID, ID



**F-4**

**STEERING HANDLE/HANDLE COVER**



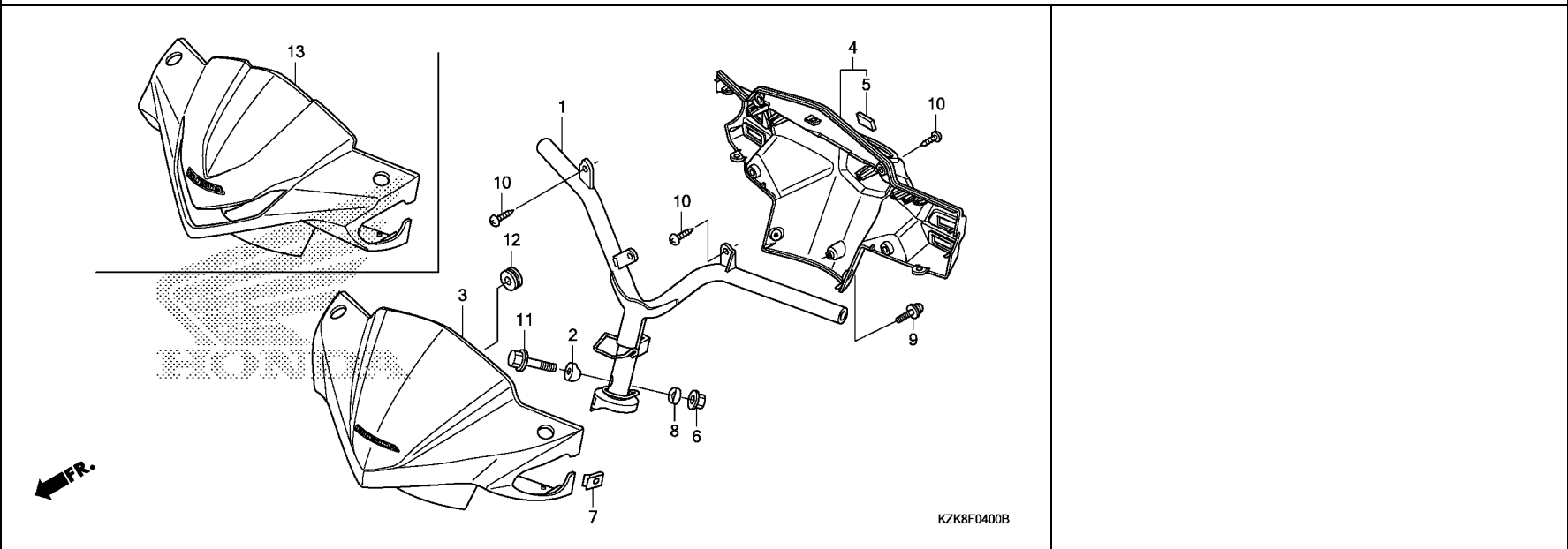
Ref. No.	L.O.N.	(Relative ref. Number) Description	F.R.T.
1	810100	PIPE, STEERING HANDLE (13)	1.0
3	4131B5	COVER, HANDLE :FRONT	0.4
4	4131B6	COVER, HANDLE :REAR	0.7
	4131U1	COVER, HANDLE :BOTH	0.7

**3**

Ref. No.	Part No.	Description	Reqd. QTY						Serial No.	Parts catalogue code
			C	SCV110F D	F	H	SCV110FB C	H		
1	53100-KZK-900	HANDLE COMP., STEERING	1	-	-	-	-	-		
	53100-KZK-910	.....	-	1	1	1	1	1		
2	53124-KWP-900	COLLAR, HANDLE SETTING	1	1	1	1	1	1		
3	53200-KZK-900ZC	COVER SET, FR. HANDLE(WL)								
	*TYPE3*	.....	1	-	-	-	1	-		
	53200-KZK-900ZD	*TYPE2*	1	-	-	-	1	-		
	53200-KZK-900ZE	*TYPE1*	1	-	-	-	1	-		
	53200-KZK-900ZF	*TYPE5 1*	1	-	-	-	1	-		
	53200-KZK-900ZG	*TYPE4 1*	1	-	-	-	1	-		
	53200-KZK-D00ZB	*TYPE3*	-	1	-	-	-	1		
	53200-KZK-D00ZA	*TYPE4*	-	1	-	-	-	-		
	53200-KZK-D00ZC	*TYPE2*	-	1	-	-	-	-		
	53200-KZK-D00ZD	*TYPE1*	-	1	-	-	-	-		
	53200-KZK-F40ZA	*TYPE4*	-	-	1	-	-	-		
	53200-KZK-F40ZB	*TYPE3*	-	-	1	-	-	-		
	53200-KZK-F40ZC	*TYPE2*	-	-	1	-	-	-		
	53200-KZK-F40ZD	*TYPE1*	-	-	1	-	-	-		
	53200-KZK-F40ZA	*TYPE4*	-	-	-	1	-	-	5ID,6ID	
	53200-KZK-F40ZB	*TYPE3*	-	-	-	1	-	-	5ID,6ID	
	53200-KZK-F40ZC	*TYPE2*	-	-	-	1	-	-	5ID,6ID	
	53200-KZK-F40ZD	*TYPE1*	-	-	-	1	-	-	5ID,6ID	
4	53250-KZK-900ZA	COVER COMP., RR. HANDLE								
	*NH1*.....BLACK	.....	1	1	1	-	1	1		
	53250-KZK-D20ZA	COVER COMP., RR. HANDLE(WL)								
	*NH1*.....BLACK	.....	-	-	-	1	-	-	2ID,ID	
	53250-KZK-900ZA	COVER COMP., RR. HANDLE								
	*NH1*.....BLACK	.....	-	-	-	1	-	-	5ID,6ID	
5	86150-KWS-601	EMBLEM, PRODUCT(SJS)	1	1	1	1	1	1		

**F-4**

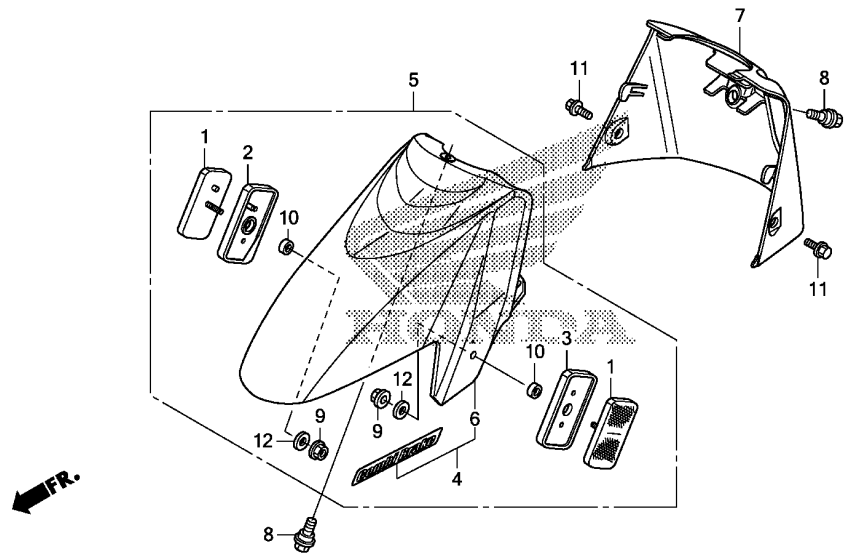
**STEERING HANDLE/HANDLE COVER**



Ref. No.	Part No.	Description	Reqd. QTY						Serial No.	Parts catalogue code
			C	SCV110F D	F	H	SCV110FB C	H		
6	90304-KCS-920	NUT, U, 10MM .....	1	1	1	-	1	-		
	90304-KTE-911	NUT, FLANGE SPECIAL, 10MM (SIMMODS MARSHALL)	-	-	1	1	-	1	----- 2ID,5ID,6ID,ID	
7	90344-KTE-910	NUT, CLIP, 4MM .....	2	2	2	2	2	2		
8	90502-KWP-900	COLLAR B, HANDLE SETTING	1	1	1	1	1	1		
9	93891-05016-07	SCREW-WASHER, 5X16 .....	1	1	1	1	1	1		
10	93903-34480	SCREW, TAPPING, 4X16 .....	8	8	8	8	8	8		
11	95801-10055-08	BOLT, FLANGE, 10X55 .....	1	1	1	1	1	1		
	95802-10055-08	.....	1	1	1	-	1	-	----- 2ID,ID	
12	64216-GJ2-730	RUBBER, SCREEN SETTING	1	1	1	1	1	1		
13	53200-KZK-D20ZA	COVER SET, FR. HANDLE(WL)								
	*TYPE5*	.....	-	-	-	1	-	-	----- 2ID	
	53200-KZK-D20ZB	*TYPE4*	-	-	-	1	-	-	----- ID	
	53200-KZK-D20ZC	*TYPE3*	-	-	-	1	-	-	----- ID	
	53200-KZK-D20ZD	*TYPE2*	-	-	-	1	-	-	----- ID	
	53200-KZK-D20ZE	*TYPE1*	-	-	-	1	-	-	----- ID	

**F-5**

**FRONT FENDER**



Ref. No.	L.O.N.	(Relative ref. Number) Description	F.R.T.
5		(4,6)	
413103		FENDER A, FRONT .....	0.3
413104		FENDER B, FRONT .....	0.4
.NOTE: Same time for two units			

**3**

Ref. No.	Part No.	Description	Reqd. QTY				Serial No.	Parts catalogue code
			C	SCV110F D F H	SCV110FB C H			
1	33740-KZK-951	REFLECTOR, FR. SIDE REFLEX ..	2	2	-	-	2	----- 2ID,6ID
			-	-	-	2	-	----- 2ID,6ID,ID
2	33762-KZK-950	MOUNT, R. SIDE REFLECTOR ....	1	1	-	-	1	----- 2ID,6ID
			-	-	1	-	-	----- 2ID,6ID,ID
			-	-	-	1	-	----- 2ID
3	33862-KZK-950	MOUNT, L. SIDE REFLECTOR ....	1	1	-	-	1	----- 2ID,6ID
			-	-	1	-	-	----- 2ID,6ID,ID
			-	-	-	1	-	----- 2ID
4	61000-KZK-D00ZB	FENDER SET, FR.(WL)	-	1	-	-	1	----- 5ID,ID
	61000-KZK-D00ZA	*TYPE4*	-	1	-	-	-	----- ID
	61000-KZK-D00ZC	*TYPE2*	-	1	-	-	-	----- ID
	61000-KZK-D00ZD	*TYPE1*	-	1	-	-	-	----- ID
	61000-KZK-F40ZA	*TYPE4*	-	-	1	-	-	-----
	61000-KZK-F40ZB	*TYPE3*	-	-	1	-	-	-----
	61000-KZK-F40ZC	*TYPE2*	-	-	1	-	-	-----
	61000-KZK-F40ZD	*TYPE1*	-	-	1	-	-	-----
	61000-KZK-F40ZA	*TYPE4*	-	-	1	-	-	----- 5ID
	61000-KZK-F40ZB	*TYPE3*	-	-	1	-	-	----- 5ID
	61000-KZK-F40ZC	*TYPE2*	-	-	1	-	-	----- 5ID
	61000-KZK-F40ZD	*TYPE1*	-	-	1	-	-	----- 5ID
	61000-KZK-910ZA	*TYPE5*	-	-	-	1	-	----- ID
	61000-KZK-910ZB	*TYPE4*	-	-	-	1	-	----- ID
	61000-KZK-910ZC	*TYPE3*	-	-	-	1	-	----- ID
	61000-KZK-910ZD	*TYPE2*	-	-	-	1	-	----- ID
	61000-KZK-910ZE	*TYPE1*	-	-	-	1	-	----- ID
5	61000-KZK-D10ZB	FENDER SET, FR.(WL)	-	1	-	-	1	----- 2ID,6ID
		*TYPE3*	-	1	-	-	1	----- 2ID,6ID

**F-5**

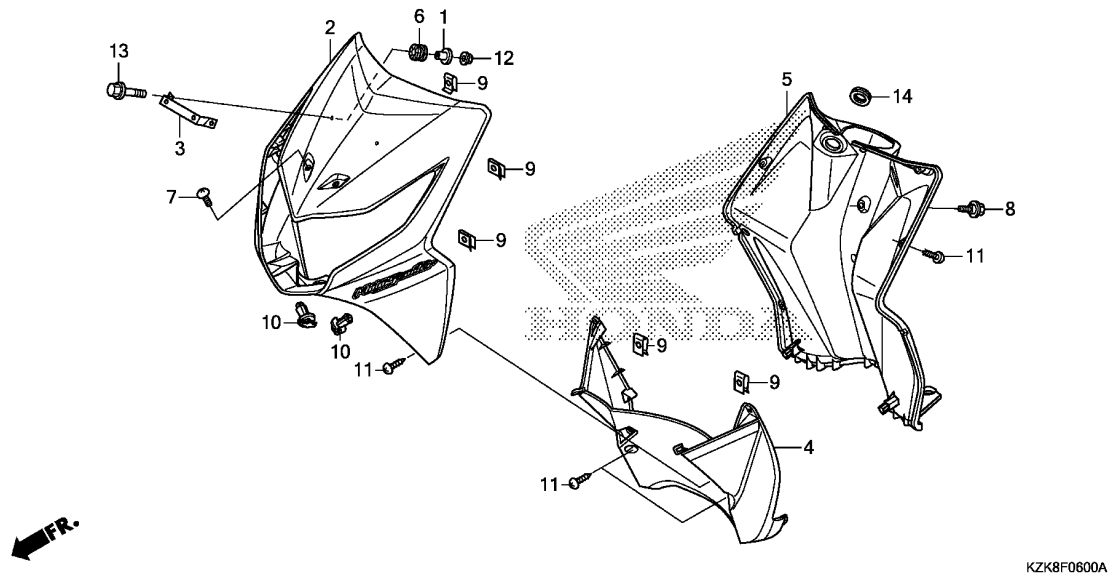
**FRONT FENDER**

Ref. No.	Part No.	Description	Reqd. QTY						Serial No.	Parts catalogue code
			C	SCV110F D	F	H	SCV110FB C	H		
(5)	61000-KZK-D10ZA	FENDER SET, FR.(WL)								
		*TYPE4*	-	1	-	-	-	-	2ID	
	61000-KZK-D10ZC	*TYPE2*	-	1	-	-	-	-	2ID	
	61000-KZK-D10ZD	*TYPE1*	-	1	-	-	-	-	2ID	
	61000-KZK-D20ZA	*TYPE3*	-	-	-	1	-	-	2ID, ID	
	61000-KZK-F10ZA	*TYPE4*	-	-	-	1	-	-	6ID	
	61000-KZK-F10ZB	*TYPE3*	-	-	-	1	-	-	6ID	
	61000-KZK-F10ZC	*TYPE2*	-	-	-	1	-	-	6ID	
	61000-KZK-F10ZD	*TYPE1*	-	-	-	1	-	-	6ID	
	61000-KZK-D20ZB	*TYPE2*	-	-	-	1	-	-	ID	
	61000-KZK-D20ZC	*TYPE1*	-	-	-	1	-	-	ID	
	61000-KZK-960ZA	*TYPE5*	-	-	-	-	1	-	2ID	
	61000-KZK-960ZB	*TYPE4*	-	-	-	-	1	-	2ID	
	61000-KZK-960ZC	*TYPE3*	-	-	-	-	1	-	2ID	
	61000-KZK-960ZD	*TYPE2*	-	-	-	-	1	-	2ID	
	61000-KZK-960ZE	*TYPE1*	-	-	-	-	1	-	2ID	
6	61100-KZK-950ZA	FENDER A, FR.								
		*R321*.....SPORTS RED	1	-	-	-	-	-	2ID	
	61100-KZK-950ZB	*P6M*..LEBLON VIOLET METALLIC	1	-	-	-	-	-	2ID	
	61100-KZK-950ZC	*NH303M* MAT AXIS GRAY METALLIC	1	-	-	-	-	-	2ID	
	61100-KZK-950ZD	*NHA66P*..PEARL SUNBEAM WHITE	1	-	-	-	-	-	2ID	
	61100-KZK-950ZE	*GY142C*....CANDY PALM GREEN	1	-	-	-	-	-	2ID	
	61100-KZK-900ZA	*R321*.....SPORTS RED	1	-	-	-	-	-	ID	
	61100-KZK-900ZB	*P6M*..LEBLON VIOLET METALLIC	1	-	-	-	-	-	ID	
	61100-KZK-900ZC	*NH303M* MAT AXIS GRAY METALLIC	1	-	-	-	-	-	ID	
	61100-KZK-900ZD	*NHA66P*..PEARL SUNBEAM WHITE	1	-	-	-	-	-	ID	
	61100-KZK-900ZE	*GY142C*....CANDY PALM GREEN	1	-	-	-	-	-	ID	
7	61110-KZK-900ZA	FENDER B, FR.								
		*NH1*.....BLACK	1	1	1	-	1	1		
	61110-KZK-D20ZA	*NH1*.....BLACK	-	-	-	1	-	-	2ID, ID	
	61110-KZK-900ZA	*NH1*.....BLACK	-	-	-	1	-	-	5ID, 6ID	
8	90111-KPL-900	BOLT, INNER COVER	2	2	2	2	2	2		
9	90301-KWN-901	NUT, U, 5MM	2	2	-	-	-	2	2ID, 6ID	
			-	-	-	2	-	-	2ID, 6ID, ID	
			-	-	-	-	2	-	2ID	
10	90312-KZK-950	COLLAR, 9.5X6.0	2	2	-	-	-	2	2ID, 6ID	
			-	-	-	2	-	-	2ID, 6ID, ID	
			-	-	-	-	2	-	2ID	
11	93404-06012-07	BOLT-WASHER, 6X12	2	2	2	2	2	2		
12	94103-05800	WASHER, PLAIN, 5MM	2	2	-	-	-	2	2ID, 6ID	
			-	-	-	2	-	-	2ID, 6ID, ID	
			-	-	-	-	2	-	2ID	



**F-6**

**FRONT COVER(1)**



Ref. No.	L.O.N.	(Relative ref. Number) Description	F.R.T.
2	4111E3	COVER, FRONT .....	0.5
4	413130	COVER, FRONT LOWER .....	0.3
5	411150	PANEL, INNER .....	1.0

KZK8F0600A

Ref. No.	Part No.	Description	Reqd. QTY						Serial No.	Parts catalogue code
			C	SCV110F D	F	H	SCV110FB C	H		
1	61104-428-000	COLLAR, FR. FENDER .....	2	2	2	-	2	2	-----	----- 5ID,6ID
2	64200-KZK-901ZA	COVER SET, FR.(WL)								
		*TYPE5*	1	-	-	-	1	-		
	64200-KZK-901ZB	*TYPE4*	1	-	-	-	1	-		
	64200-KZK-901ZC	*TYPE3*	1	-	-	-	1	-		
	64200-KZK-901ZD	*TYPE2*	1	-	-	-	1	-		
	64200-KZK-901ZE	*TYPE1*	1	-	-	-	1	-		
	64200-KZK-D01ZA	*TYPE4*	-	1	-	-	-	-		
	64200-KZK-D01ZB	*TYPE3*	-	1	-	-	-	-		
	64200-KZK-D01ZC	*TYPE2*	-	1	-	-	-	-		
	64200-KZK-D01ZD	*TYPE1*	-	1	-	-	-	-		
	64200-KZK-F40ZA	*TYPE4*	-	-	1	-	-	-		
	64200-KZK-F40ZB	*TYPE3*	-	-	1	-	-	-		
	64200-KZK-F40ZC	*TYPE2*	-	-	1	-	-	-		
	64200-KZK-F40ZD	*TYPE1*	-	-	1	-	-	-		
	64200-KZK-F40ZJ	*TYPE4 2*	-	-	-	1	-	-	-----	----- 5ID
	64200-KZK-F40ZK	*TYPE3 2*	-	-	-	1	-	-	-----	----- 5ID
	64200-KZK-F40ZL	*TYPE2 2*	-	-	-	1	-	-	-----	----- 5ID
	64200-KZK-F40ZM	*TYPE1 2*	-	-	-	1	-	-	-----	----- 5ID
	64200-KZK-F40ZA	*TYPE4*	-	-	-	1	-	-	-----	----- 6ID
	64200-KZK-F40ZB	*TYPE3*	-	-	-	1	-	-	-----	----- 6ID
	64200-KZK-F40ZC	*TYPE2*	-	-	-	1	-	-	-----	----- 6ID
	64200-KZK-F40ZD	*TYPE1*	-	-	-	1	-	-	-----	----- 6ID
	64200-KZK-G10ZB	*NH303M*								
		MAT AXIS GRAY METALLIC	-	-	-	-	-	1		
3	64303-KZK-900	STAY, FR. NUMBER PLATE .....	1	1	1	-	1	1	-----	----- 5ID,6ID

**F-6**

**FRONT COVER(1)**

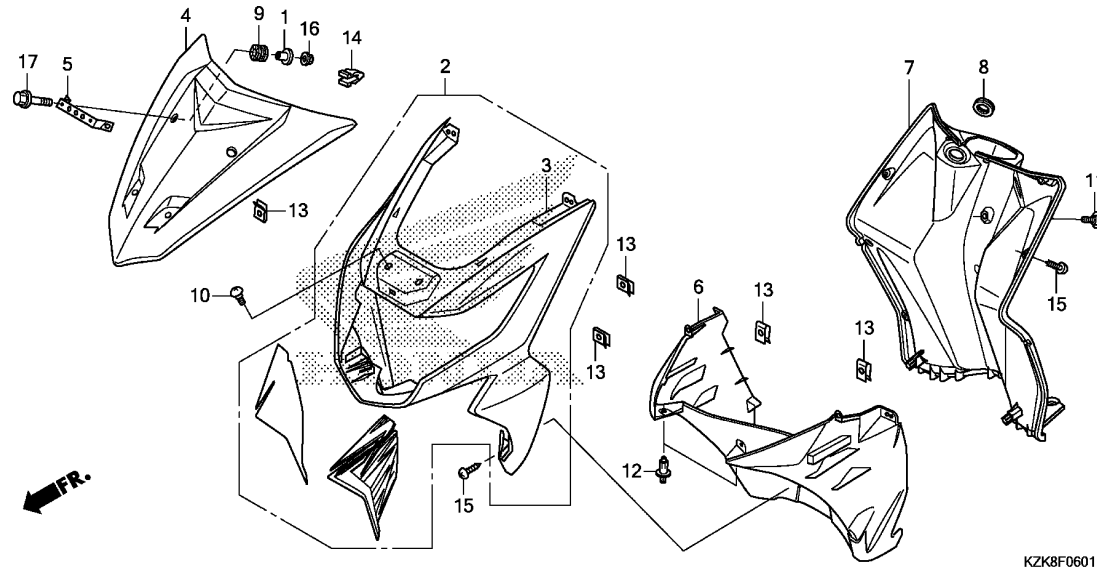
Ref. No.	Part No.	Description	Reqd. QTY						Serial No.	Parts catalogue code
			C	SCV110F D	F	H	SCV110FB C	H		
4	64305-KZK-900ZB	COVER, FR. LOWER *NH303M*								
		MAT AXIS GRAY METALLIC	1	1	-	-	1	1		
	64305-KZK-900ZA	*NH411M*FORCE SILVER METALLIC	1	1	-	-	1	-		
	64305-KZK-900ZC	*NH105*...MAT BLACK (#15-#20)	1	1	-	-	1	-		
	64305-KZK-900ZE	*R321*.....SPORTS RED	-	-	1	-	-	-		
	64305-KZK-900ZF	*NH1*.....BLACK	-	-	1	-	-	-		
	64305-KZK-900ZG	*GY142C*.....CANDY PALM GREEN	-	-	1	-	-	-		
	64305-KZK-900ZJ	*B221C*.....CANDY JAZZY BLUE	-	-	1	-	-	-		
	64305-KZK-900ZE	*R321*.....SPORTS RED	-	-	-	1	-	-	----- 5ID,6ID	
	64305-KZK-900ZF	*NH1*.....BLACK	-	-	-	1	-	-	----- 5ID,6ID	
	64305-KZK-900ZG	*GY142C*.....CANDY PALM GREEN	-	-	-	1	-	-	----- 5ID,6ID	
	64305-KZK-900ZJ	*B221C*.....CANDY JAZZY BLUE	-	-	-	1	-	-	----- 5ID,6ID	
5	81131-KZK-900ZA	COVER, INNER *NH1*.....BLACK	1	1	1	-	1	1		
			-	-	-	1	-	-	----- 5ID,6ID	
6	84703-425-000	RUBBER, TAILLIGHT MOUNTING ..	2	2	2	-	2	2		
			-	-	-	2	-	-	----- 5ID,6ID	
7	90107-KTL-740	SCREW, COWL SETTING(A) .....	2	2	2	-	2	2		
			-	-	-	2	-	-	----- 5ID,6ID	
8	90111-KWP-900	BOLT, INNER COVER .....	1	1	1	-	1	1		
			-	-	-	1	-	-	----- 5ID,6ID	
9	90344-KRP-900	NUT, CLIP, 5MM .....	8	8	8	-	8	8		
			-	-	-	8	-	-	----- 5ID,6ID	
10	90683-GAZ-003 90683-KPP-N00	CLIP, TRIM .....	2	2	-	-	2	-		
			-	-	2	-	-	2	----- 5ID,6ID	
			-	-	-	2	-	-	----- 5ID,6ID	
11	93903-25380	SCREW, TAPPING, 5X16 .....	12	12	12	-	12	12		
			-	-	-	12	-	-	----- 5ID,6ID	
12	94050-06080	NUT, FLANGE, 6MM .....	2	2	2	-	2	2		
			-	-	-	2	-	-	----- 5ID,6ID	
13	95701-06025-00 95702-06025-00 95701-06025-00	BOLT, FLANGE, 6X25 .....	2	2	2	-	2	2		
			2	2	2	-	2	-	----- 2ID,1D	
			-	-	-	2	-	-	----- 5ID,6ID	
14	81132-KZK-900	RUBBER, KEY CYLINDER .....	1	1	1	-	1	1		
			-	-	-	1	-	-	----- 5ID,6ID	





# F-6-1

# FRONT COVER(2)



Ref. No.	L.O.N.	(Relative ref. Number) Description	F.R.T.
2		(3)	
4111E3		COVER, FRONT .....	0.5
3101B6		COVER, FRONT TOP .....	0.1
413130		COVER, FRONT LOWER .....	0.3
411150		PANEL, INNER .....	1.0

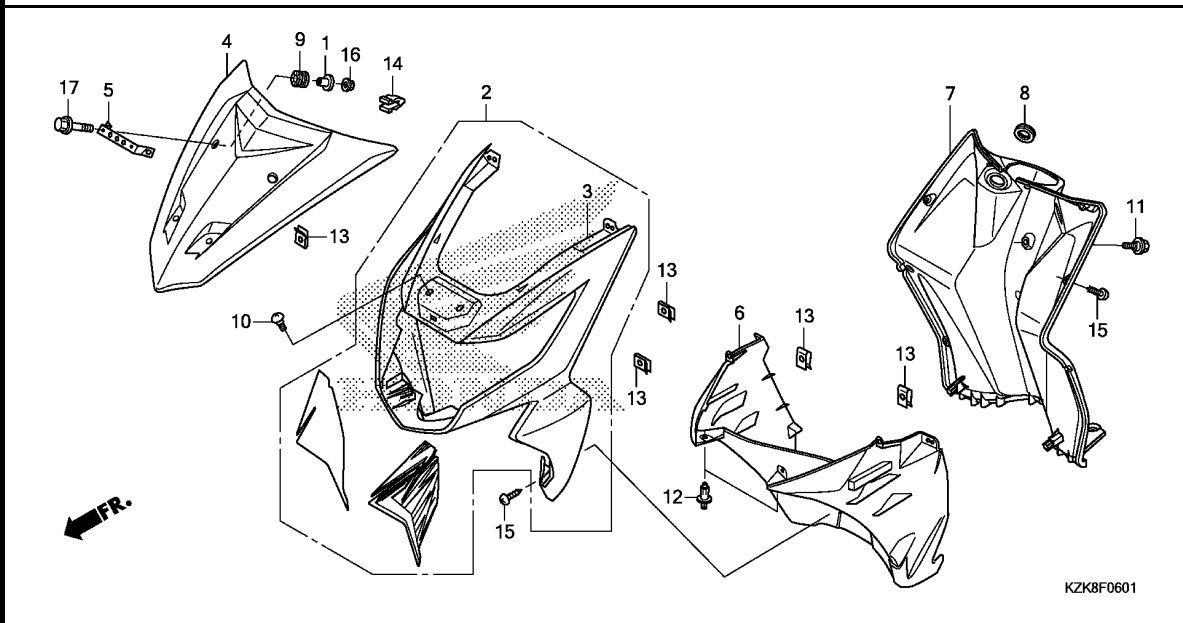
KZK8F0601

Ref. No.	Part No.	Description	Reqd. QTY				Serial No.	Parts catalogue code
			C	SCV110F D F H	SCV110FB C H			
1	61104-428-000	COLLAR, FR. FENDER .....	-	-	-	2	-	2ID, ID
2	64200-KZK-D20ZA	COVER SET, FR.(WL) *TYPE4*.....	-	-	-	1	-	ID
	64200-KZK-D20ZB	*TYPE3*.....	-	-	-	1	-	ID
	64200-KZK-D20ZC	*TYPE2*.....	-	-	-	1	-	ID
	64200-KZK-D20ZD	*TYPE1*.....	-	-	-	1	-	ID
3	64300-KZK-D20ZA	COVER, FR. *NH303M* MAT AXIS GRAY METALLIC	-	-	-	1	-	2ID
4	64301-KZK-D20ZD	COVER, FR. TOP *NH303M* MAT AXIS GRAY METALLIC	-	-	-	1	-	2ID
	64301-KZK-D20ZA	*Y206P*...PEARL SPORTS YELLOW	-	-	-	1	-	ID
	64301-KZK-D20ZB	*YR250*...VIBRANT ORANGE	-	-	-	1	-	ID
	64301-KZK-D20ZC	*R321*...SPORTS RED	-	-	-	1	-	ID
	64301-KZK-D20ZE	*B221C*...CANDY JAZZY BLUE	-	-	-	1	-	ID
5	64303-KZK-D20	STAY, FR. NUMBER PLATE .....	-	-	-	1	-	2ID, ID
6	64305-KZK-D20ZD	COVER, FR. LOWER *NH1*...BLACK	-	-	-	1	-	2ID
	64305-KZK-D20ZA	*Y226R*...CITRIC YELLOW R	-	-	-	1	-	ID
	64305-KZK-D20ZB	*YR350R*...TITONIA ORANGE R	-	-	-	1	-	ID
	64305-KZK-D20ZC	*R232*...PATRIOT RED	-	-	-	1	-	ID
	64305-KZK-D20ZE	*B230R*...LOMOND BLUE R	-	-	-	1	-	ID
7	81131-KZK-D20ZA	COVER, INNER *NH1*...BLACK	-	-	-	1	-	2ID, ID
8	81132-KZK-900	RUBBER, KEY CYLINDER .....	-	-	-	1	-	2ID, ID
9	84703-425-000	RUBBER, TAILLIGHT MOUNTING ..	-	-	-	2	-	2ID, ID
10	90109-KTL-740	BOLT, FAIRING SETTING .....	-	-	-	2	-	2ID, ID

3

# F-6-1

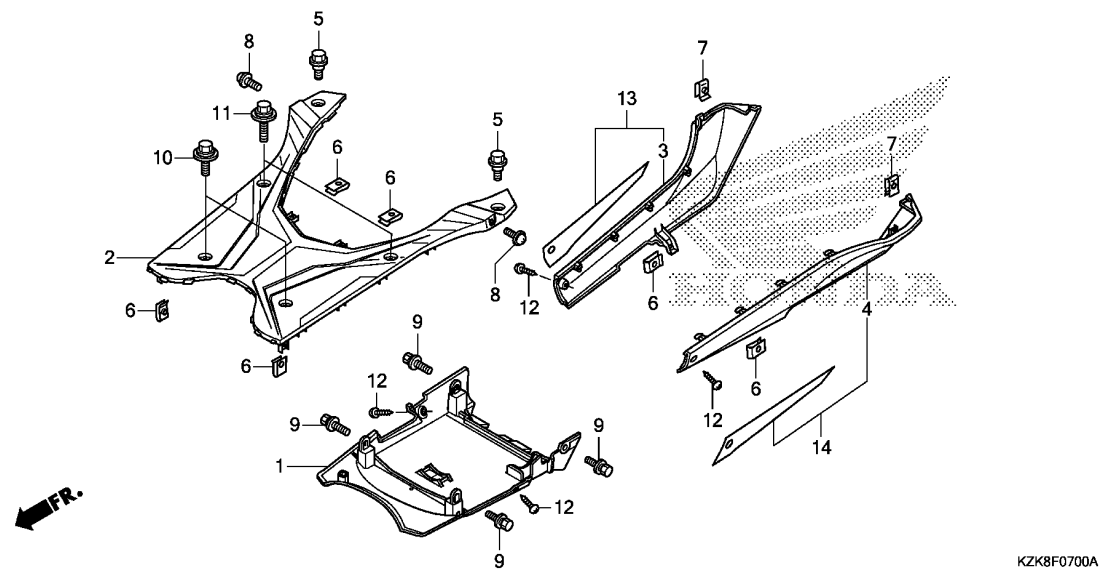
# FRONT COVER(2)



Ref. No.	Part No.	Description	Reqd. QTY				Serial No.	Parts catalogue code
			C	SCV110F D F	H	SCV110FB C H		
11	90111-KWP-900	BOLT, INNER COVER	-	-	-	1	-	----- 2ID, ID
12	90116-SP0-003	CLIP, BUMPER SEAL	-	-	-	2	-	----- 2ID, ID
13	90344-KRP-900	NUT, CLIP, 5MM	-	-	-	8	-	----- 2ID, ID
14	90666-SDA-A01	CLIP, SNAP FITTING(PO)	-	-	-	-	-	----- 2ID, ID
15	93903-25380	SCREW, TAPPING, 5X16 (NATURAL)	-	-	-	12	-	----- 2ID, ID
16	94050-06080	NUT, FLANGE, 6MM	-	-	-	2	-	----- 2ID, ID
17	95701-06025-00	BOLT, FLANGE, 6X25	-	-	-	2	-	----- 2ID, ID

# F-7

# FLOOR STEP



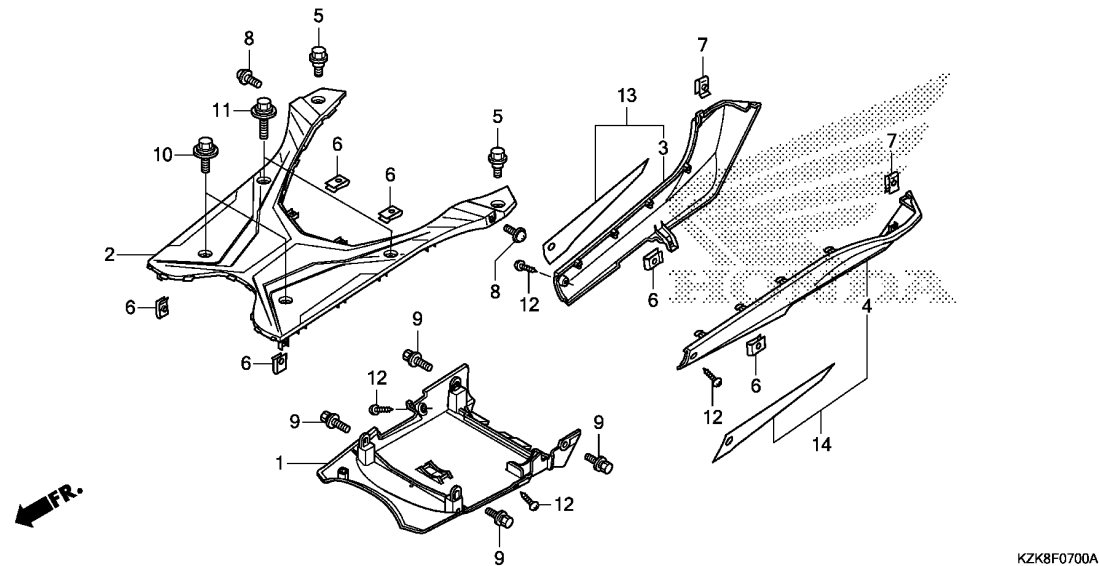
Ref. No.	L.O.N.	(Relative ref. Number) Description	F.R.T.
1	4131B4	COVER, UNDER .....	0.3
2	4131D2	STEP, FLOOR .....	0.7
3		(13)	
4	4131J6	COVER, FLOOR SIDE :RIGHT .....	0.1
		(14)	
	4131J5	COVER, FLOOR SIDE :LEFT .....	0.1
	4131X0	COVER, FLOOR SIDE :BOTH .....	0.2

3

Ref. No.	Part No.	Description	Reqd. QTY						Serial No.	Parts catalogue code
			C	SCV110F D	F	H	SCV110FB C	H		
1	50621-KZK-900	COVER, UNDER .....	1	1	1	1	1	1		
2	64310-KZK-900ZA	STEP, FLOOR								
		*NH1*.....BLACK	1	1	1	-	1	1		
	64310-KZK-D20ZA	*NH1*.....BLACK	-	-	-	1	-	-		2ID, ID
	64310-KZK-900ZA	*NH1*.....BLACK	-	-	-	1	-	-		5ID, 6ID
3	64320-KZK-900ZB	COVER, R. FLOOR SIDE								
		*NH303M*								
		MAT AXIS GRAY METALLIC	1	1	-	-	1	1		
	64320-KZK-900ZA	*NH411M*FORCE SILVER METALLIC	1	1	-	-	1	-		
	64320-KZK-900ZC	*NH105*...MAT BLACK (#15-#20)	1	1	-	-	1	-		
	64320-KZK-D20ZA	*NH1*.....BLACK	-	-	-	1	-	-		2ID
4	64330-KZK-900ZB	COVER, L. FLOOR SIDE								
		*NH303M*								
		MAT AXIS GRAY METALLIC	1	1	-	-	1	1		
	64330-KZK-900ZA	*NH411M*FORCE SILVER METALLIC	1	1	-	-	1	-		
	64330-KZK-900ZC	*NH105*...MAT BLACK (#15-#20)	1	1	-	-	1	-		
	64330-KZK-D20ZA	*NH1*.....BLACK	-	-	-	1	-	-		2ID
5	90111-KWP-900	BOLT, INNER COVER .....	2	2	2	2	2	2		
6	90344-KRP-900	NUT, CLIP, 5MM .....	6	6	6	6	6	6		
7	90677-KAN-T00	NUT, CLIP, 5MM .....	2	2	2	2	2	2		
8	91509-GE2-760	SCREW, PAN, 5X11.5 .....	2	2	2	2	2	2		
9	93404-06016-07	BOLT-WASHER, 6X16 .....	4	4	4	4	4	4		
10	93404-06025-07	BOLT-WASHER, 6X25 .....	2	2	2	2	2	2		
11	93404-06032-07	BOLT-WASHER, 6X32 .....	2	2	2	2	2	2		
12	93903-25380	SCREW, TAPPING, 5X16 .....	4	4	4	4	4	4		
13	64400-KZK-F40ZA	COVER SET, R. FLOOR SIDE(WL)								
		*TYPE4*.....	-	-	1	-	-	-		

F-7

FLOOR STEP

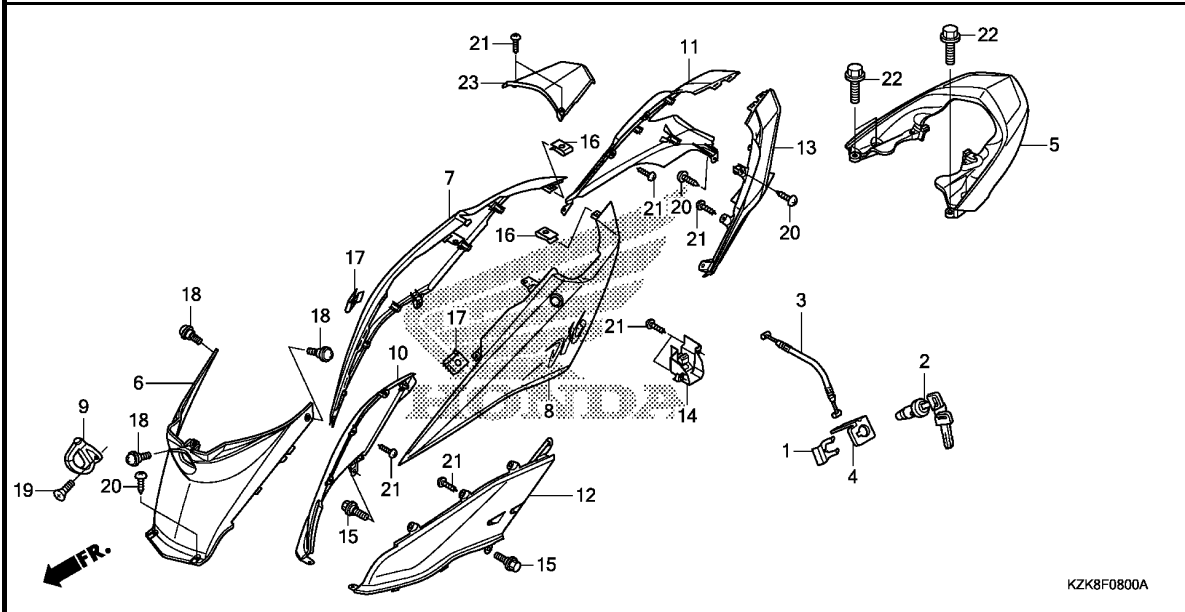


KZK8F0700A

Ref. No.	Part No.	Description	Reqd. QTY				Serial No.	Parts catalogue code
			C	SCV110F D F	H	SCV110FB C H		
13)	64400-KZK-F40ZB	COVER SET, R. FLOOR SIDE(WL)			1			
		*TYPE3*	-	-	1	-	-	
	64400-KZK-F40ZC	*TYPE2*	-	-	1	-	-	
	64400-KZK-F40ZD	*TYPE1*	-	-	1	-	-	
	64400-KZK-F40ZA	*TYPE4*	-	-	-	1	-	----- 5ID,6ID
	64400-KZK-F40ZB	*TYPE3*	-	-	-	1	-	----- 5ID,6ID
	64400-KZK-F40ZC	*TYPE2*	-	-	-	1	-	----- 5ID,6ID
	64400-KZK-F40ZD	*TYPE1*	-	-	-	1	-	----- 5ID,6ID
	64400-KZK-D20ZA	*TYPE4*	-	-	-	1	-	----- ID
	64400-KZK-D20ZB	*TYPE3*	-	-	-	1	-	----- ID
	64400-KZK-D20ZC	*TYPE2*	-	-	-	1	-	----- ID
	64400-KZK-D20ZD	*TYPE1*	-	-	-	1	-	----- ID
14	64500-KZK-F40ZA	COVER SET, L. FLOOR SIDE(WL)			1			
		*TYPE4*	-	-	1	-	-	
	64500-KZK-F40ZB	*TYPE3*	-	-	1	-	-	
	64500-KZK-F40ZC	*TYPE2*	-	-	1	-	-	
	64500-KZK-F40ZD	*TYPE1*	-	-	1	-	-	
	64500-KZK-F40ZA	*TYPE4*	-	-	-	1	-	----- 5ID,6ID
	64500-KZK-F40ZB	*TYPE3*	-	-	-	1	-	----- 5ID,6ID
	64500-KZK-F40ZC	*TYPE2*	-	-	-	1	-	----- 5ID,6ID
	64500-KZK-F40ZD	*TYPE1*	-	-	-	1	-	----- 5ID,6ID
	64500-KZK-D20ZA	*TYPE4*	-	-	-	1	-	----- ID
	64500-KZK-D20ZB	*TYPE3*	-	-	-	1	-	----- ID
	64500-KZK-D20ZC	*TYPE2*	-	-	-	1	-	----- ID
	64500-KZK-D20ZD	*TYPE1*	-	-	-	1	-	----- ID

# F-8

# BODY COVER



Ref. No.	L.O.N.	(Relative ref. Number) Description	F.R.T.
2	4131F2	KEY, SEAT LOCK .....	0.8
3	811175	CABLE, SEAT LOCK .....	0.8
5	4131F6	RAIL, GRAB :REAR .....	0.3
6	4131R6	COVER, BODY :CENTER .....	0.2
7	4131J0	COVER, BODY :RIGHT .....	0.9
8	4131H9	COVER, BODY :LEFT .....	0.9
23	4131J8	COVER, REAR CENTER .....	0.3

**3**

Ref. No.	Part No.	Description	Reqd. QTY						Serial No.	Parts catalogue code
			C	SCV110F D	F	H	SCV110FB C	H		
1	75582-KCW-870	SPRING, LOCK KEY SETTING .....	1	1	1	1	1	1		
2	77239-KPL-841	KEY, SEAT LOCK .....	1	1	1	1	1	1		
3	77240-KZK-900	CABLE, SEAT LOCK .....	1	1	1	1	1	1		
4	77241-KZK-900	STAY, SEAT LOCK .....	1	1	1	1	1	1		
5	77300-KZK-900ZC	GRIP, RR. *NH303M*	1	1	-	1	-	-	2ID, ID	
	77300-KZK-900ZA	*R321*.....SPORTS RED	1	1	-	-	1	-		
	77300-KZK-900ZD	*NHA66P*..PEARL SUNBEAM WHITE	1	1	-	-	1	-		
	77300-KZK-900ZB	*P6M*..LEBLON VIOLET METALLIC	1	-	-	-	1	-		
	77300-KZK-900ZE	*GY142C*....CANDY PALM GREEN	1	-	-	-	1	-		
	77300-KZK-900ZF	*Y220P*...REARL TRANCE YELLOW	-	1	-	-	-	-		
	77300-KZK-900ZG	*NHB63P*..PEARL AMAZING WHITE	-	-	1	1	-	-	3ID, 5ID, 6ID, ID	
	77300-KZK-900ZC	*NH303M* MAT AXIS GRAY METALLIC	-	-	-	-	-	1		
6	80151-KZK-900ZA	COVER, CENTER *NH1*.....BLACK	1	1	1	-	1	1		
	80151-KZK-D20ZA	*NH1*.....BLACK	-	-	-	1	-	-	2ID, ID	
	80151-KZK-900ZA	*NH1*.....BLACK	-	-	-	1	-	-	5ID, 6ID	
7	83100-KZK-900ZA	COVER SET, R. BODY(WL) *R321*.....SPORTS RED	1	-	-	-	1	-		
	83100-KZK-900ZB	*P6M*..LEBLON VIOLET METALLIC	1	-	-	-	1	-		
	83100-KZK-900ZC	*NH303M* MAT AXIS GRAY METALLIC	1	-	-	-	1	-		
	83100-KZK-900ZD	*NHA66P*..PEARL SUNBEAM WHITE	1	-	-	-	1	-		
	83100-KZK-900ZE	*GY142C*....CANDY PALM GREEN	1	-	-	-	1	-		
	83100-KZK-D00ZB	*TYPE3*.....	-	1	-	-	-	1		
	83100-KZK-D00ZA	*TYPE4*.....	-	1	-	-	-	-		

**F-8**

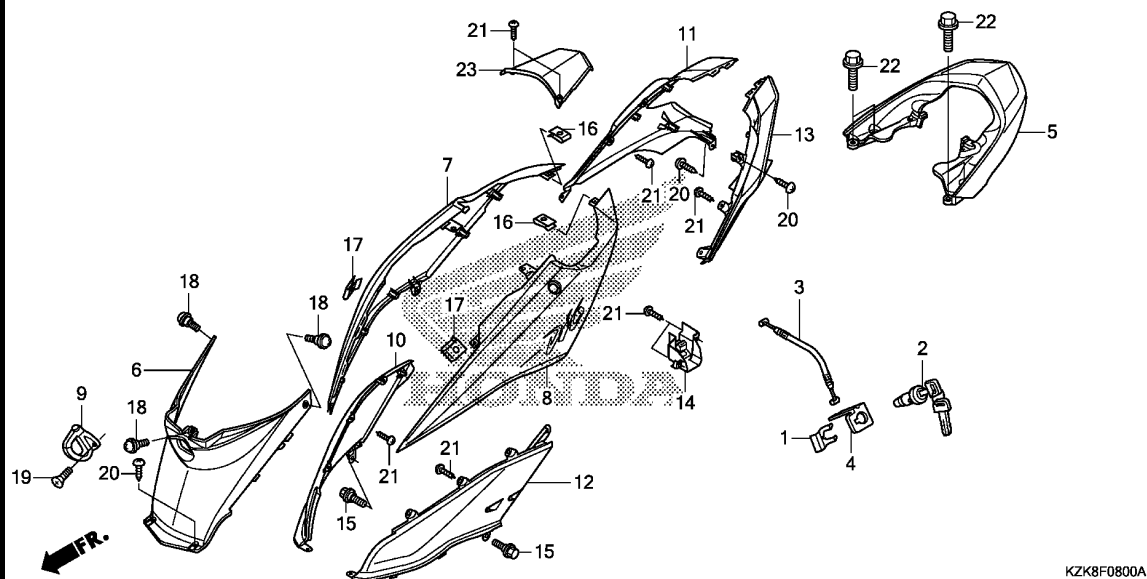
**BODY COVER**

Ref. No.	Part No.	Description	Reqd. QTY						Serial No.	Parts catalogue code
			C	SCV110F D	F	H	SCV110FB C	H		
(7)	83100-KZK-D00ZC	COVER SET, R. BODY(WL)								
		*TYPE2*	-	1	-	-	-	-		
	83100-KZK-D00ZD	*TYPE1*	-	1	-	-	-	-		
	83100-KZK-F40ZA	*TYPE4*	-	-	1	-	-	-		
	83100-KZK-F40ZB	*TYPE3*	-	-	1	-	-	-		
	83100-KZK-F40ZC	*TYPE1*	-	-	1	-	-	-		
	83100-KZK-F40ZE	*TYPE2*	-	-	1	-	-	-		
	83100-KZK-D50ZA	*TYPE1*	-	-	-	1	-	-----	2ID	
	83100-KZK-F40ZA	*TYPE4*	-	-	-	1	-	-----	5ID,6ID	
	83100-KZK-F40ZB	*TYPE3*	-	-	-	1	-	-----	5ID,6ID	
	83100-KZK-F40ZC	*TYPE1*	-	-	-	1	-	-----	5ID,6ID	
	83100-KZK-F40ZE	*TYPE2*	-	-	-	1	-	-----	5ID,6ID	
	83100-KZK-D20ZA	*TYPE4*	-	-	-	1	-	-----	ID	
	83100-KZK-D20ZB	*TYPE3*	-	-	-	1	-	-----	ID	
	83100-KZK-D20ZC	*TYPE2*	-	-	-	1	-	-----	ID	
	83100-KZK-D20ZD	*TYPE1*	-	-	-	1	-	-----	ID	
8	83200-KZK-900ZA	COVER SET, L. BODY(WL)								
		*R321*.....SPORTS RED	1	-	-	-	1	-		
	83200-KZK-900ZB	*P6M*..LEBLON VIOLET METALLIC	1	-	-	-	1	-		
	83200-KZK-900ZC	*NH303M*								
		MAT AXIS GRAY METALLIC	1	-	-	-	1	-		
	83200-KZK-900ZD	*NHA66P*..PEARL SUNBEAM WHITE	1	-	-	-	1	-		
	83200-KZK-900ZE	*GY142C*....CANDY PALM GREEN	1	-	-	-	1	-		
	83200-KZK-D00ZB	*TYPE3*	-	1	-	-	-	1		
	83200-KZK-D00ZA	*TYPE4*	-	1	-	-	-	-		
	83200-KZK-D00ZC	*TYPE2*	-	1	-	-	-	-		
	83200-KZK-D00ZD	*TYPE1*	-	1	-	-	-	-		
	83200-KZK-F40ZA	*TYPE4*	-	-	1	-	-	-		
	83200-KZK-F40ZB	*TYPE3*	-	-	1	-	-	-		
	83200-KZK-F40ZC	*TYPE1*	-	-	1	-	-	-		
	83200-KZK-F40ZE	*TYPE2*	-	-	1	-	-	-		
	83200-KZK-D50ZA	*TYPE1*	-	-	-	1	-	-----	2ID	
	83200-KZK-F40ZA	*TYPE4*	-	-	-	1	-	-----	5ID,6ID	
	83200-KZK-F40ZB	*TYPE3*	-	-	-	1	-	-----	5ID,6ID	
	83200-KZK-F40ZC	*TYPE1*	-	-	-	1	-	-----	5ID,6ID	
	83200-KZK-F40ZE	*TYPE2*	-	-	-	1	-	-----	5ID,6ID	
	83200-KZK-D20ZA	*TYPE4*	-	-	-	1	-	-----	ID	
	83200-KZK-D20ZB	*TYPE3*	-	-	-	1	-	-----	ID	
	83200-KZK-D20ZC	*TYPE2*	-	-	-	1	-	-----	ID	
	83200-KZK-D20ZD	*TYPE1*	-	-	-	1	-	-----	ID	
9	83508-KPL-900	HOOK, LUGGAGE	1	1	1	1	1	1		
10	83520-KZK-900ZA	COVER, R. BODY SIDE								
		*NH1*.....BLACK	1	1	1	-	1	1		
	83520-KZK-D20ZA	*NH1*.....BLACK	-	-	-	1	-	-	-----	2ID,ID
	83520-KZK-900ZA	*NH1*.....BLACK	-	-	-	1	-	-	-----	5ID,6ID
11	83530-KZK-900ZA	COVER, R. RR. SIDE								
		*NH1*.....BLACK	1	1	1	-	1	1		
	83530-KZK-D20ZA	*NH1*.....BLACK	-	-	-	1	-	-	-----	2ID,ID
	83530-KZK-900ZA	*NH1*.....BLACK	-	-	-	1	-	-	-----	5ID,6ID
12	83620-KZK-900ZA	COVER, L. BODY SIDE								
		*NH1*.....BLACK	1	1	1	-	1	1		
	83620-KZK-D20ZA	*NH1*.....BLACK	-	-	-	1	-	-	-----	2ID,ID
	83620-KZK-900ZA	*NH1*.....BLACK	-	-	-	1	-	-	-----	5ID,6ID
13	83630-KZK-900ZA	COVER, L. RR. SIDE								
		*NH1*.....BLACK	1	1	1	-	1	1		
	83630-KZK-D20ZA	*NH1*.....BLACK	-	-	-	1	-	-	-----	2ID,ID
	83630-KZK-900ZA	*NH1*.....BLACK	-	-	-	1	-	-	-----	5ID,6ID



# F-8

# BODY COVER



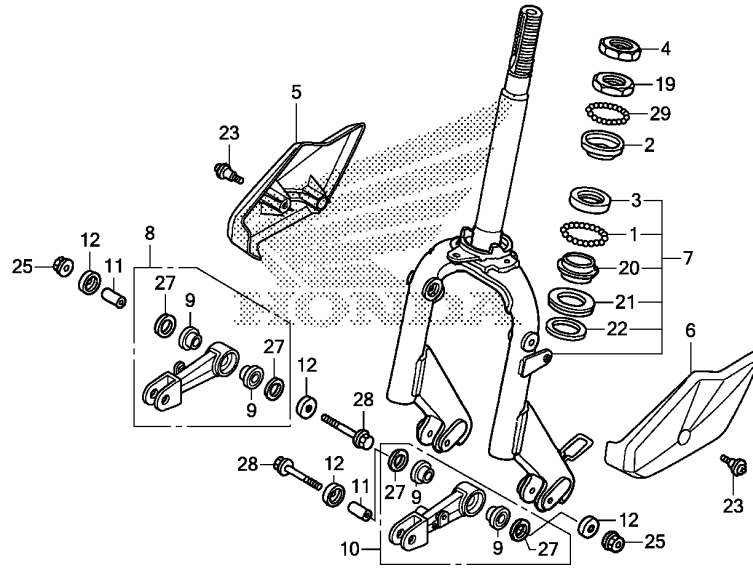
KZK8F0800A

Ref. No.	Part No.	Description	Reqd. QTY						Serial No.	Parts catalogue code
			C	SCV110F D	F	H	SCV110FB C	H		
14	83640-KZK-900	COVER, SEAT LOCK CABLE .....	1	1	1	-	1	1		
	83640-KZK-D20	.....	-	-	-	1	-	-	-----	----- 2ID, ID
	83640-KZK-900	.....	-	-	-	1	-	-	-----	----- 5ID, 6ID
15	90111-KWP-900	BOLT, INNER COVER .....	2	2	2	2	2	2		
16	90344-KTE-910	NUT, CLIP, 4MM .....	2	2	2	2	2	2		
17	90677-KAN-T00	NUT, CLIP, 5MM .....	2	2	2	2	2	2		
18	91509-GE2-760	SCREW, PAN, 5X11.5 .....	3	3	3	3	3	3		
19	93600-05012-0G	SCREW, FLAT, 5X12 .....	2	2	2	2	2	2		
20	93903-25380	SCREW, TAPPING, 5X16 .....	4	4	4	4	4	4		
21	93903-34480	SCREW, TAPPING, 4X16 .....	16	16	16	16	16	16		
22	95701-08028-00	BOLT, FLANGE, 8X28 .....	4	-	-	-	4	-		
	95702-08028-00	.....	4	-	-	-	4	-		
	93406-08030-00	BOLT-WASHER, 8X30 .....	-	4	4	4	-	4		
23	83510-KZK-900ZA	COVER, RR. CENTER								
	*NH105*...MAT BLACK (#15-#20)	.....	1	1	1	-	1	-		
	83510-KZK-901ZB	*NH1*.....BLACK	-	-	-	1	-	1	-----	----- 5ID, 6ID
	83510-KZK-D20ZA	*NH1*.....BLACK	-	-	-	1	-	-	-----	----- 2ID, ID

3

# F-9

# FRONT FORK



KZK8F0900A

Ref. No.	L.O.N.	(Relative ref. Number) Description	F.R.T.
2		(29)	
2	5101A0	RACE, STEERING BALL :UPPER ...	1.3
3	5101A1	RACE, STEERING BALL :LOWER ...	1.5
	5101C9	RACE, STEERING BALL :BOTH ....	1.5
5	5111J7	COVER, PIVOT ARM :RIGHT .....	0.1
6	5111J6	COVER, PIVOT ARM :LEFT .....	0.1
	5111J8	COVER, PIVOT ARM :BOTH .....	0.1
7	511100	FORK ASSY., FRONT .....	1.7
8	5111A5	ARM, FORK PIVOT :RIGHT .....	0.3
10	5111A4	ARM, FORK PIVOT :LEFT .....	0.3
	5111A6	ARM, FORK PIVOT :BOTH .....	0.4
19	5101A9	RACE, STEERING TOP CONE .....	1.3
20		(1,21)	
	5101B0	RACE, STEERING BOTTOM CONE ...	1.5

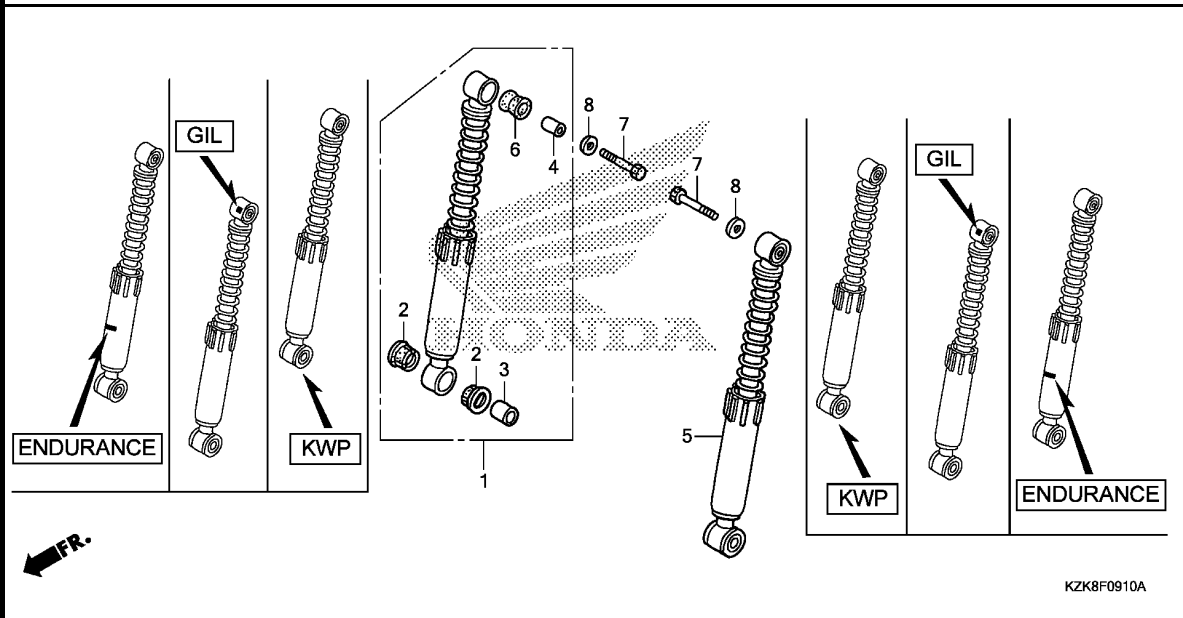
Ref. No.	Part No.	Description	Reqd. QTY						Serial No.	Parts catalogue code
			C	SCV110F D	F	H	SCV110FB C	H		
1	96211-08000	BALL, STEEL, #8(1/4) .....	19	19	19	19	19	19		
2	50301-KEM-900	RACE, STEERING UPPER BALL ...	1	1	1	1	1	1		
3	50302-268-010	RACE, STEERING BOTTOM BALL ..	1	1	1	1	1	1		
	50302-KWP-D00	.....	-	1	1	-	-	-	2ID, ID	
4	50306-KPL-900	NUT, STEERING STEM LOCK .....	1	1	1	1	1	1		
5	51103-KZK-900	COVER, R. PIVOT .....	1	1	1	1	1	1		
6	51104-KZK-900	COVER, L. PIVOT .....	1	1	1	1	1	1		
7	51110-KZK-900	FORK SUB ASSY., FR. ....	1	1	1	1	1	1		
8	51215-KZK-900	ARM SET, R. PIVOT .....	1	1	1	1	1	1		
9	51314-KZK-901	BUSH, PIVOT ARM .....	4	4	4	4	4	4		
10	51315-KZK-900	ARM SET, L. PIVOT .....	1	1	1	1	1	1		
11	51334-KPL-900	COLLAR, ARM PIVOT .....	2	2	2	2	2	2		
12	51336-KZK-900	CAP, FR. FORK DISTANCE COLLAR	4	4	4	4	4	4		
19	53211-KEM-900	RACE, STEERING TOP CONE .....	1	1	1	1	1	1		
20	53212-250-010	RACE, STEERING BOTTOM CONE ..	1	1	1	1	1	1		
	53212-KWP-D00	.....	-	1	1	-	-	-	2ID, ID	
21	53214-250-000	DUST SEAL, STEERING HEAD .....	1	1	1	1	1	1		
22	53215-KPL-900	WASHER, STEERING HEAD DUST								
		SEAL	1	1	1	1	1	1		
23	90102-KPL-900	SCREW, FORK COVER .....	2	2	2	2	2	2		
25	90309-KTE-911	NUT, FLANGE SPECIAL, 8MM .....	2	2	2	2	2	2		
27	91251-GZ5-003	SEAL, PIVOT ARM .....	4	4	4	4	4	4		
28	95801-08055-08	BOLT, FLANGE, 8X55 .....	2	2	2	2	2	2		
	95802-08055-08	.....	2	2	2	-	2	2		
		.....	-	-	-	2	-	-	5ID, 6ID	
29	96211-05000	BALL, STEEL, #5(5/32) .....	26	26	26	26	26	26		





# F-9-10

# FRONT CUSHION



Ref. No.	L.O.N.	(Relative ref. Number) Description	F.R.T.
1	5111G8	CUSHION ASSY., FRONT :RIGHT ..	0.3
5	5111G7	CUSHION ASSY., FRONT :LEFT ...	0.3
	5111H7	CUSHION ASSY., FRONT :BOTH ...	0.4

3

Ref. No.	Part No.	Description	Reqd. QTY						Serial No.	Parts catalogue code
			C	SCV110F D	F	H	SCV110FB C	H		
1	51400-KWP-901	CUSHION ASSY., R. FR.(SHOWA) (KWP)	1	1	1	1	1	1		
	51400-KWP-902	CUSHION ASSY., R. FR.(GABRIEL) (GIL)	1	1	-	-	1	-		
	51400-KWP-D01	CUSHION ASSY., R. FR. (ENDURANCE)	-	-	1	1	-	1	----- 2ID,5ID,6ID,ID	
	51400-KWP-E02	CUSHION ASSY., R. FR.(GABRIEL) (GIL)	-	-	1	-	-	1	----- 5ID,6ID,ID	
	51400-KWP-902	..... (GIL)	-	-	1	-	-	-	----- 3ID	
	51400-KWP-G01	..... (GIL)	-	-	-	1	-	-	----- 2ID,ID	
	51400-KWP-E02	..... (GIL)	-	-	-	1	-	-	----- 5ID,6ID	
2	51413-GC8-003	BUSH, FR. CUSHION UNDER(SHOWA) (KWP)	4	4	4	4	4	4		
	51413-KPL-902	BUSH, FR. CUSHION UNDER (GABRIEL) (GIL)	4	4	4	4	4	4		
	51413-KWP-D01	BUSH, FR. CUSHION UNDER (ENDURANCE)	-	-	4	4	-	4	----- 2ID,5ID,6ID,ID	
3	51486-GC8-003	COLLAR, RUBBER BUSH(SHOWA) .. (KWP)	2	2	2	2	2	2		
	51486-KPL-903	COLLAR, RUBBER BUSH(GABRIEL) (GIL)	2	2	2	2	2	2		
	51487-KWP-D01	COLLAR, RUBBER BUSH(B) (ENDURANCE)	-	-	2	2	-	2	----- 2ID,5ID,6ID,ID	

**F-9-10**

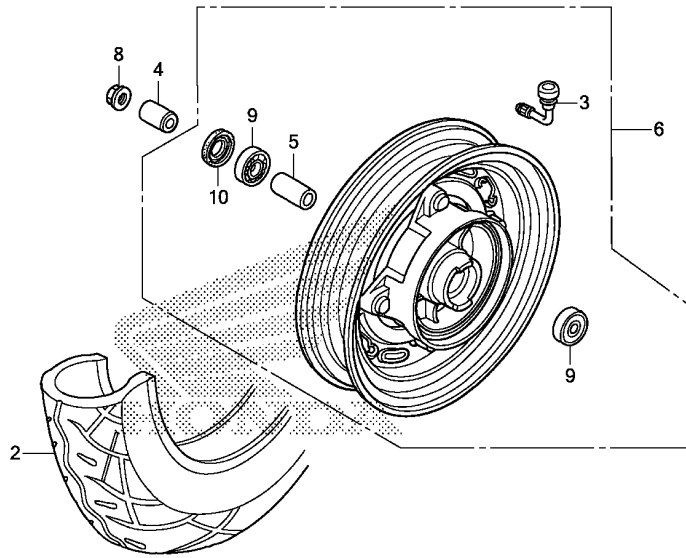
**FRONT CUSHION**

Ref. No.	Part No.	Description	Reqd. QTY						Serial No.	Parts catalogue code
			C	SCV110F D	F	H	SCV110FB C	H		
4	51486-KRP-981	COLLAR, CUSHION RUBBER BUSH (SHOWA)								
		(KWP)	2	2	2	2	2	2		
	52486-KPL-903	COLLAR, RUBBER BUSH(GABRIEL) (GIL)	2	2	2	2	2	2		
	51486-KWP-D01	COLLAR, RUBBER BUSH(A) (ENDURANCE)	-	-	2	2	-	2	----- 2ID,5ID,6ID,ID	
5	51500-KWP-901	CUSHION ASSY., L. FR.(SHOWA) (KWP)	1	1	1	1	1	1		
	51500-KWP-902	CUSHION ASSY., L. FR.(GABRIEL) (GIL)	1	1	-	-	1	-		
	51500-KWP-D01	CUSHION ASSY., L. FR. (ENDURANCE)	-	-	1	1	-	1	----- 2ID,5ID,6ID,ID	
	51500-KWP-E02	CUSHION ASSY., L. FR.(GABRIEL) (GIL)	-	-	1	-	-	1	----- 5ID,6ID,ID	
	51500-KWP-902	..... (GIL)	-	-	1	-	-	-	----- 3ID	
	51500-KWP-G01	..... (GIL)	-	-	-	1	-	-	----- 2ID,ID	
	51500-KWP-E02	..... (GIL)	-	-	-	1	-	-	----- 5ID,6ID	
6	52489-331-003	RUBBER A, JOINT(SHOWA) ..... (KWP)	2	2	2	2	2	2		
	52489-KPL-902	BUSH, RUBBER(GABRIEL) ..... (GIL)	2	2	2	2	2	2		
	51489-KWP-D01	BUSH, FR. CUSHION UPPER (ENDURANCE)	-	-	2	2	-	2	----- 2ID,5ID,6ID,ID	
7	90121-KPL-900	BOLT, HEX., 8X32 .....	2	2	2	2	2	2		
8	90443-KPL-900	WASHER, SPECIAL, 8MM .....	2	2	2	2	2	2		



# F-10

# FRONT WHEEL



Ref. No.	L.O.N.	(Relative ref. Number) Description	F.R.T.
2	710139	FRONT TIRE(ONE)	0.5
6	7101D4	FRONT WHEEL	0.5
9	710115	BEARING, FRONT WHEEL(ONE)	0.4
	710115G	.Replace 1 bearing add	0.1

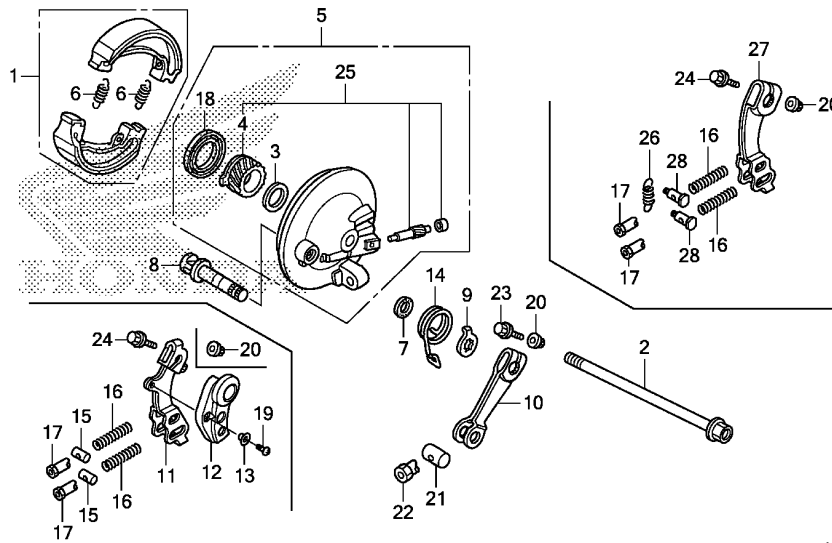
KZK8F1000C

3

Ref. No.	Part No.	Description	Reqd. QTY						Serial No.	Parts catalogue code
			C	SCV110F D	F	H	SCV110FB C	H		
2	42711-KZK-901	TIRE(MRF) (90/100-10 53J)	1	1	1	1	1	1		
	42711-KZK-902	TIRE(TVS) (90/100-10 53J)	1	1	1	1	1	1		
	42711-KWP-F01	TIRE(CEAT) (90/100-10 53J)	-	-	1	1	-	1	-----	2ID,5ID,6ID,ID
	42711-KWP-G01	TIRE(MAXXIS) (90/100-10 53J)	-	-	-	1	-	-	-----	2ID,ID
3	42753-KZK-901	VALVE, RIM(TRITON)	1	1	-	-	1	-		
	42753-KRP-980	VALVE, RIM(TAIHEIYO)	1	-	-	-	1	-		
	42753-KWP-E01	VALVE, RIM(TRITON)	-	-	1	1	-	1	-----	2ID,5ID,6ID,ID
	42753-KZK-901	.....	-	-	1	-	-	-	-----	3ID
	42753-K24-G01	VALVE, RIM(ACCURA)	-	-	-	1	-	-	-----	2ID,ID
4	44311-KPL-900	COLLAR, FR. WHEEL SIDE	1	1	1	1	1	1		
5	44620-KPL-900	COLLAR, FR. AXLE DISTANCE	1	1	1	1	1	1		
6	44650-KZK-901	WHEEL SUB ASSY., FR.	1	-	-	-	1	-		
	44650-KZK-D00	.....	-	1	-	-	-	-		
	44650-KZK-F00	.....	-	-	1	-	-	1	-----	5ID,6ID,ID
	44650-KZK-D00	.....	-	-	1	-	-	-	-----	3ID
	44650-KZK-D20	.....	-	-	-	1	-	-	-----	2ID,ID
	44650-KZK-F00	.....	-	-	-	1	-	-	-----	5ID,6ID
8	90306-KTE-911	NUT, FLANGE SPECIAL, 12MM (SIMMONDS MARSHALL)	1	1	1	1	1	1		
	90306-KST-942	NUT, FLANGE, 12MM (LEO FASTENERS)	1	1	1	-	1	-	-----	2ID,ID
9	90912-KPL-900	BEARING, RADIAL BALL, 6201U	2	2	2	2	2	2		
10	91251-KWP-901	DUST SEAL, 20X32X5	1	1	1	1	1	1		

# F-11

# FRONT BRAKE PANEL

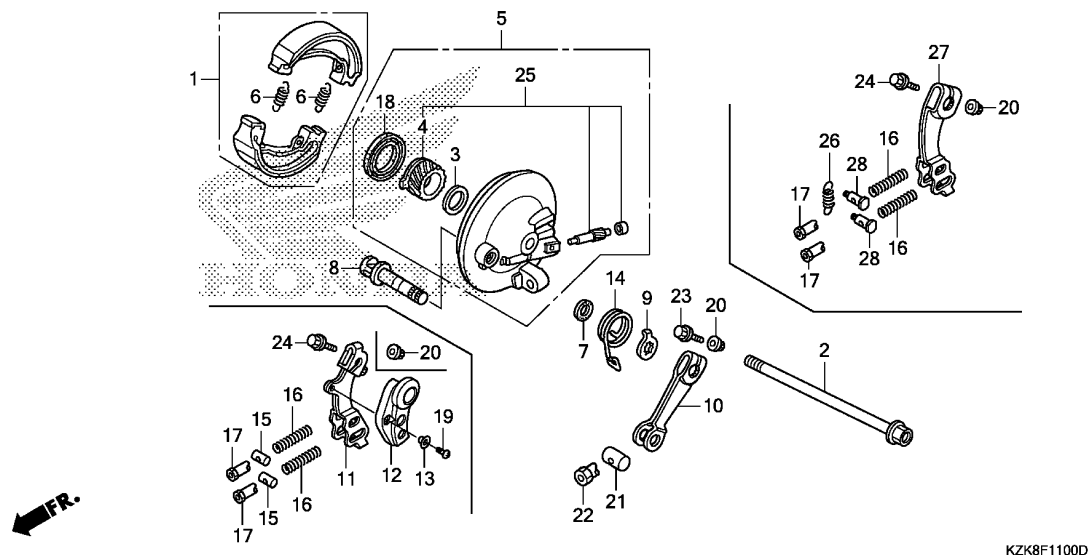


Ref. No.	L.O.N.	(Relative ref. Number) Description	F.R.T.
1	711115	SHOE(PAD) SET, BRAKE :FRONT ..	0.3
2	710151	AXLE, FRONT WHEEL .....	0.2
4	7101C3	GEAR, SPEEDOMETER .....	0.3
5	7111D0	PANEL, FRONT BRAKE .....	0.4
10	7111C3	ARM, BRAKE :FRONT .....	0.1
11	7111P9	ARM, BRAKE(A) :FRONT .....	0.2
25	7101K0	GEAR SET, SPEEDOMETER .....	0.4

Ref. No.	Part No.	Description	Reqd. QTY						Serial No.	Parts catalogue code
			C	SCV110F D	F	H	SCV110FB C	H		
1	06430-KWP-900	SHOE SET, BRAKE(JB) .....	1	1	1	1	1	1		
	06430-KWP-D00	SHOE SET, BRAKE(ASK) .....	-	1	1	1	-	-		
2	44301-KPL-900	AXLE, FR. WHEEL .....	1	1	1	1	1	1		
3	44809-KPL-900	WASHER, SPEEDOMETER GEAR .....	1	1	1	1	1	1		
4	44811-KPL-900	GEAR, SPEEDOMETER .....	1	1	1	1	1	1		
5	45010-KZK-900	PANEL SUB COMP., FR. BRAKE ..	1	-	-	-	-	-		
	45010-KZK-910	.....	-	1	1	1	1	1		
6	45133-KPL-900	SPRING, FR. BRAKE SHOE .....	2	2	2	2	2	2		
7	45134-250-000	DUST SEAL, BRAKE CAM .....	1	1	1	1	1	1		
8	45141-KWP-900	CAM, FR. BRAKE .....	1	-	-	-	-	-		
	45141-KWP-D00	.....	-	1	1	1	-	1		
	45141-KWP-910	.....	-	-	-	-	-	1		
9	45145-KPL-900	INDICATOR, FR. BRAKE .....	1	1	1	1	1	1		
10	45410-KPL-900	ARM, FR. BRAKE .....	1	-	-	-	-	-		
11	45410-KWP-D00	ARM COMP., FR. BRAKE .....	-	1	-	-	-	-		
	45410-KWP-E00	.....	-	-	1	-	-	1	-----	5ID,6ID,ID
	45410-KWP-D00	.....	-	-	1	-	-	-	-----	3ID
	45410-KWP-E00	.....	-	-	-	1	-	-	-----	5ID,6ID
	45410-KWP-910	.....	-	-	-	-	1	-		
12	45415-KWP-910	COVER, BRAKE ARM .....	-	-	-	-	1	-		
13	45416-KWP-910	COLLAR, BRAKE ARM COVER .....	-	-	-	-	1	-		
14	45435-KPL-900	SPRING, BRAKE ARM RETURN .....	1	1	1	1	1	1		
15	45453-KWP-911	JOINT, BRAKE ARM .....	-	2	2	-	2	2		
		.....	-	-	-	2	-	-	-----	5ID,6ID
16	45456-KWP-910	SPRING, BRAKE CABLE END .....	-	2	2	2	2	2		
17	45459-KWP-911	NUT, BRAKE ADJUSTING .....	-	2	2	2	2	2		

# F-11

# FRONT BRAKE PANEL

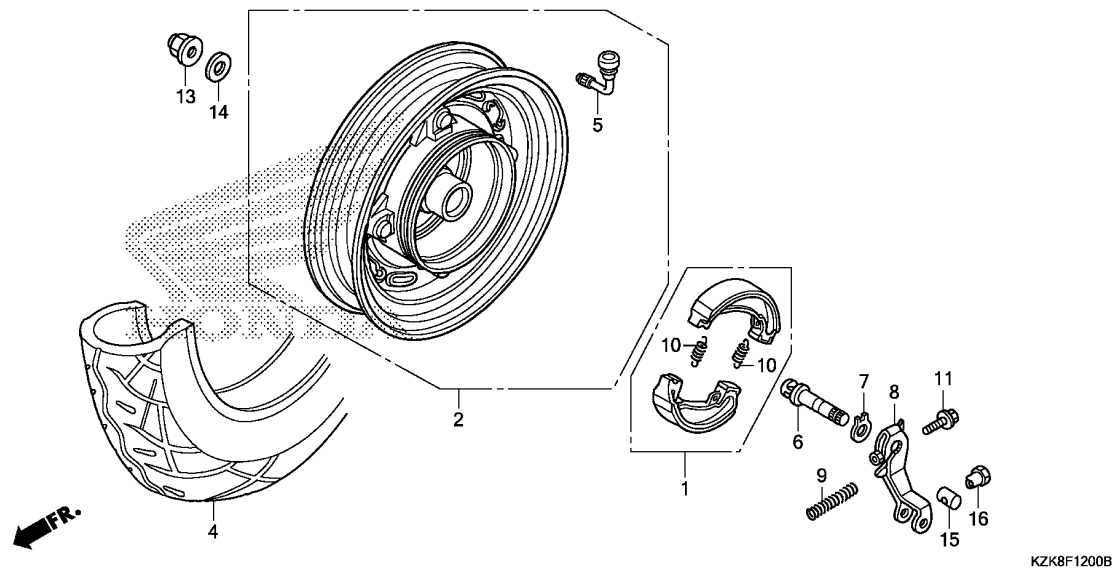


3

Ref. No.	Part No.	Description	Reqd. QTY						Serial No.	Parts catalogue code
			C	SCV110F D	F	H	SCV110FB C	H		
18	91253-KPL-900	DUST SEAL, 41X60X7 .....	1	1	1	1	1	1		
19	93500-05010-1G	SCREW, PAN, 5X10 .....	-	-	-	-	1	-		
20	94050-06000	NUT, FLANGE, 6MM .....	1	-	1	1	-	1	-----	2ID,5ID,6ID,ID
21	95015-32001	JOINT B, BRAKE ARM .....	1	-	-	-	-	-		
22	95015-42000	NUT B, BRAKE ROD ADJUSTING ..	1	-	-	-	-	-		
23	95701-06032-00	BOLT, FLANGE, 6X32 .....	1	-	-	-	-	-		
	95702-06032-00	.....	1	-	-	-	-	-		
24	95701-06035-00	BOLT, FLANGE, 6X35 .....	-	1	1	1	1	1		
	95702-06035-00	.....	-	1	1	1	1	1		
25	44820-KWP-900	GEAR SET, SPEEDOMETER .....	1	1	1	1	1	1		
26	45134-KWP-G30	SPRING, BRAKE ARM JOINT .....	-	-	-	1	-	-	-----	2ID,ID
27	45410-KWP-E00	ARM COMP., FR. BRAKE .....	-	-	-	1	-	-	-----	2ID,ID
28	45453-KWP-G30	JOINT, BRAKE ARM .....	-	-	-	2	-	-	-----	2ID,ID

# F-12

# REAR WHEEL

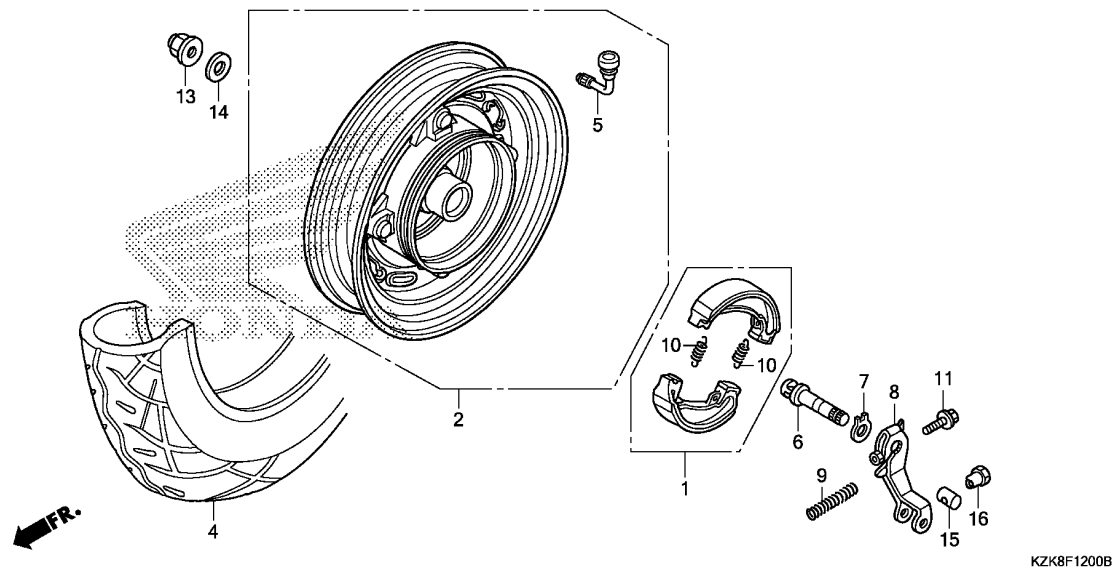


Ref. No.	L.O.N.	(Relative ref. Number) Description	F.R.T.
1	711140	SHOE(PAD) SET, BRAKE :REAR ...	0.4
2	710118	REAR WHEEL .....	0.6
4	710142	REAR TIRE(ONE) .....	0.6
6	7111B4	CAM, BRAKE :REAR .....	0.5
8	7111C4	ARM, BRAKE :REAR .....	0.5

Ref. No.	Part No.	Description	Reqd. QTY						Serial No.	Parts catalogue code
			C	SCV110F D	F	H	SCV110FB C	H		
1	06430-KWP-900	SHOE SET, BRAKE(JB) .....	1	1	1	1	1	1		
	06430-KWP-D00	SHOE SET, BRAKE(ASK) .....	-	1	1	1	-	1		
2	42650-KZK-901	WHEEL SUB ASSY., RR. ....	1	-	-	-	1	-		
	42650-KZK-D00	.....	-	1	-	-	-	-	5ID,6ID,ID	
	42650-KZK-F00	.....	-	-	1	-	-	1	3ID	
	42650-KZK-D00	.....	-	-	1	-	-	-	2ID,ID	
	42650-KZK-D20	.....	-	-	-	1	-	-	5ID,6ID	
	42650-KZK-F00	.....	-	-	-	1	-	-		
4	42711-KZK-901	TIRE(MRF) (90/100-10 53J) ...	1	1	1	1	1	1		
	42711-KZK-902	TIRE(TVS) (90/100-10 53J) ...	1	1	1	1	1	1		
	42711-KWP-F01	TIRE(CEAT) (90/100-10 53J) ...	-	-	1	1	-	1	2ID,5ID,6ID,ID	
	42711-KWP-G01	TIRE(MAXXIS) (90/100-10 53J) .	-	-	-	1	-	-	2ID,ID	
5	42753-KZK-901	VALVE, RIM(TRITON) .....	1	1	-	-	1	-		
	42753-KRP-980	VALVE, RIM(TAIHEIYO) .....	1	-	-	-	1	-		
	42753-KWP-E01	VALVE, RIM(TRITON) .....	-	-	1	1	-	1	2ID,5ID,6ID,ID	
	42753-KZK-901	.....	-	-	1	-	-	-	3ID	
	42753-K24-G01	VALVE, RIM(ACCURA) .....	-	-	-	1	-	-	2ID,ID	
6	43141-KVT-900	CAM, RR. BRAKE .....	1	-	-	-	1	-		
	45141-KWP-D00	CAM, FR. BRAKE .....	-	1	1	1	-	1		
		(RR.) .....	-	1	1	1	-	1		
7	43142-KAS-890	SEAT, RR. BRAKE CAM .....	1	-	-	-	1	-		
8	43410-KWP-900	ARM, RR. BRAKE .....	1	1	1	-	1	1		
	43410-KWP-G00	.....	-	-	-	1	-	-	2ID,ID	
	43410-KWP-900	.....	-	-	-	1	-	-	5ID,6ID	
9	43472-KPL-900	SPRING, RR. BRAKE ARM .....	1	1	1	1	1	1		
10	45133-KPL-900	SPRING, FR. BRAKE SHOE .....	2	2	2	2	2	2		
		(RR.) .....								

# F-12

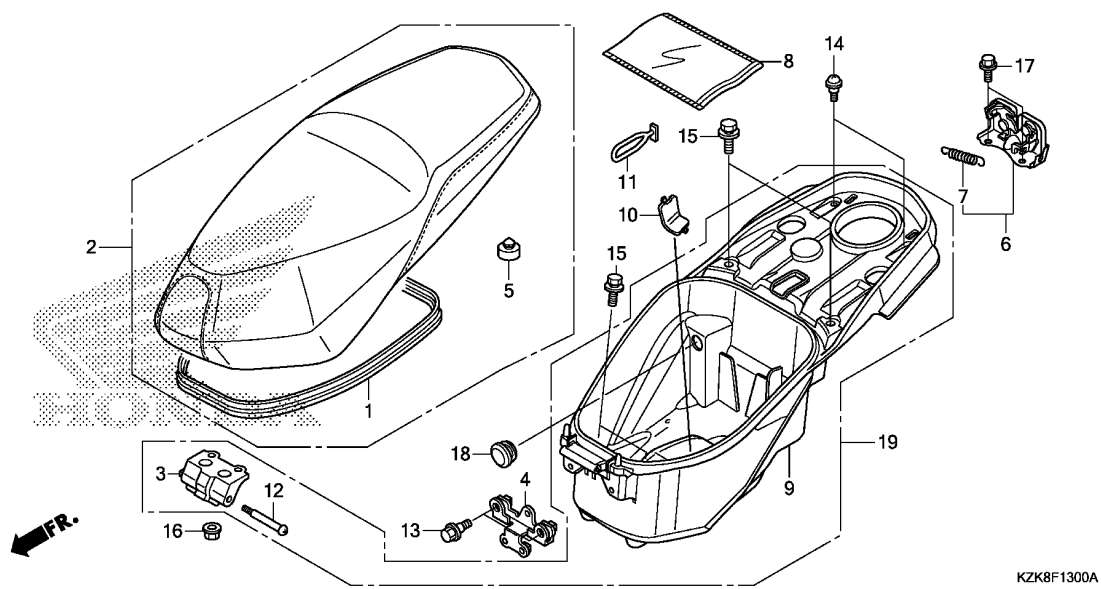
# REAR WHEEL



Ref. No.	Part No.	Description	Reqd. QTY						Serial No.	Parts catalogue code
			C	SCV110F D	F	H	SCV110FB C	H		
11	90112-KPL-900	BOLT, FLANGE, 6X32 .....	1	1	1	1	1	1		
13	90305-KWP-901	NUT, HEX., 16MM .....	1	1	1	1	1	1		
14	90501-KPL-900	WASHER, 16MM .....	1	1	1	1	1	1		
15	95015-32001	JOINT B, BRAKE ARM .....	1	1	1	1	1	1		
16	95015-42000	NUT B, BRAKE ROD ADJUSTING ..	1	1	1	1	1	1		

# F-13

# SEAT/LUGGAGE BOX



Ref. No.	L.O.N.	(Relative ref. Number) Description	F.R.T.
2	4131E4	SEAT :DOUBLE .....	0.1
6	4131E8	CATCH, SEAT :REAR SIDE .....	0.2
9		(19)	
	412102	BOX, LUGGAGE .....	0.2

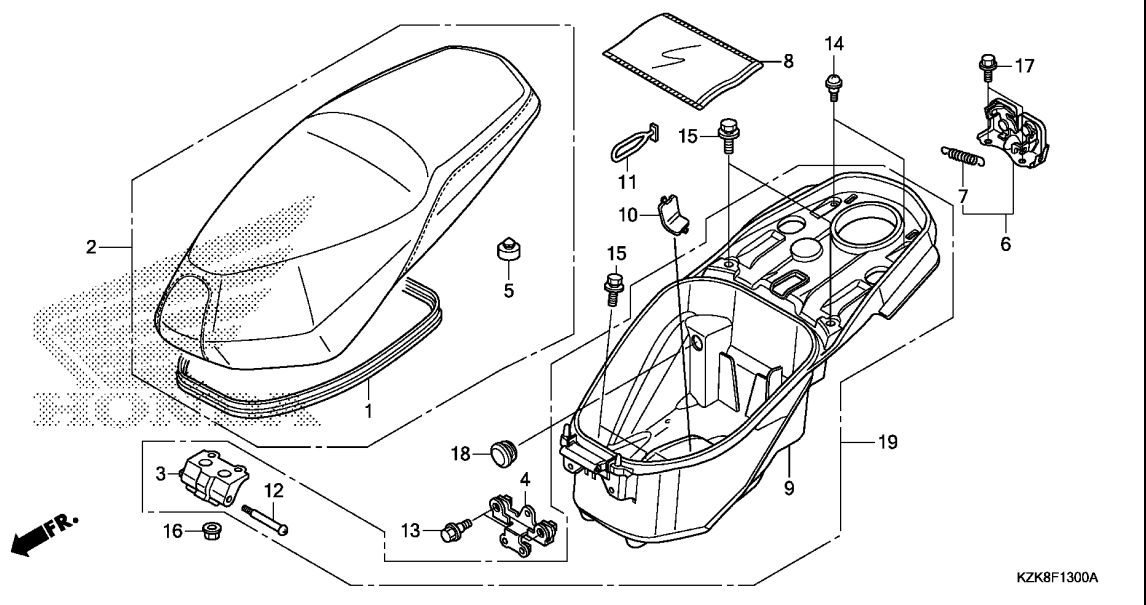
Ref. No.	Part No.	Description	Reqd. QTY						Serial No.	Parts catalogue code
			C	SCV110F D	F	H	SCV110FB C	H		
1	77115-KZK-900	RUBBER, SEAL .....	1	1	1	1	1	1		
2	77200-KZK-901ZA	SEAT COMP., DOUBLE								
	*TYPE1*	.....	1	-	-	-	1	-		
	77200-KZK-D01ZA	*TYPE1*	-	1	-	-	-	-		
	77200-KZK-F01ZA	*TYPE1*	-	-	1	1	-	1	----- 2ID,5ID,6ID,ID	
	77200-KZK-D01ZA	*TYPE1*	-	-	1	-	-	-	----- 3ID	
3	77201-KWP-900	HINGE, SEAT .....	1	1	1	-	1	1		
	77201-KWP-G30	.....	-	-	-	1	-	-	----- 2ID,ID	
	77201-KWP-900	.....	-	-	-	1	-	-	----- 5ID,6ID	
4	77203-KWP-900	STAY, HOOK LUGGAGE .....	1	1	1	-	1	1		
	77203-KZK-D20	.....	-	-	-	1	-	-	----- 2ID,ID	
	77203-KWP-900	.....	-	-	-	1	-	-	----- 5ID,6ID	
5	77206-KG8-900	RUBBER, SEAT SETTING .....	2	2	2	2	2	2		
6	77235-KWP-900	CATCH COMP., SEAT .....	1	1	1	1	1	1		
7	77236-GBL-000	SPRING, SEAT CATCH .....	1	1	1	1	1	1		
8	77251-KPL-900	BAG, SERVICE BOOK .....	1	1	1	1	1	1		
9	81250-KZK-900	BOX, LUGGAGE .....	1	1	1	-	1	1		
		.....	-	-	-	1	-	-	----- 5ID,6ID	
10	81255-KZK-900	COVER, CARBURETOR MAINTENANCE	1	1	1	1	1	1		
11	89012-KWP-900	BAND, TOOL .....	1	1	1	-	1	1		
		.....	-	-	-	1	-	-	----- 5ID,6ID	
12	90105-KTP-900	PIN, HINGE .....	1	1	1	1	1	1		
13	90112-KRP-900	BOLT, FLANGE, 6X18 .....	2	2	2	2	2	2		
14	91509-GE2-760	SCREW, PAN, 5X11.5 .....	2	2	2	2	2	2		
15	93404-06012-07	BOLT-WASHER, 6X12 .....	4	4	4	4	4	4		
16	94050-06000	NUT, FLANGE, 6MM .....	2	2	2	2	2	2		





F-13

SEAT/LUGGAGE BOX

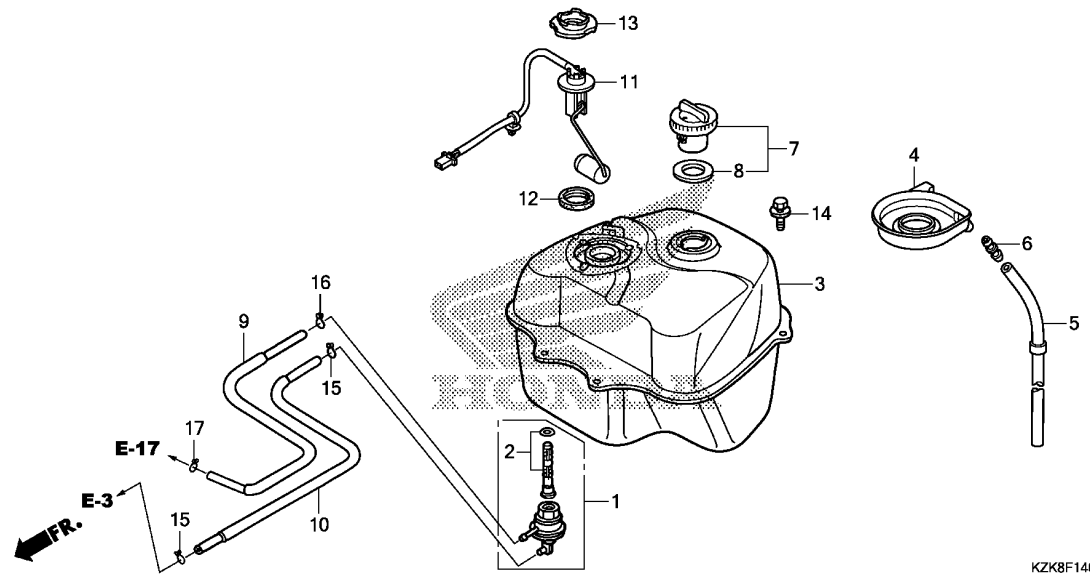


Ref. No.	Part No.	Description	Reqd. QTY						Serial No.	Parts catalogue code
			C	SCV110F			SCV110FB			
				D	F	H	C	H		
17	95701-06012-08	BOLT, FLANGE, 6X12	2	2	2	2	2	2		
	95702-06012-08	.....	2	2	2	-	2	-	-----	----- 2ID, ID
18	90862-KWP-G00	PLUG, END	-	-	-	1	-	-	-----	----- 2ID, ID
19	81260-KZK-D20	BOX ASSY., LUGGAGE	-	-	-	1	-	-	-----	----- 2ID, ID

3

# F-14

# FUEL TANK

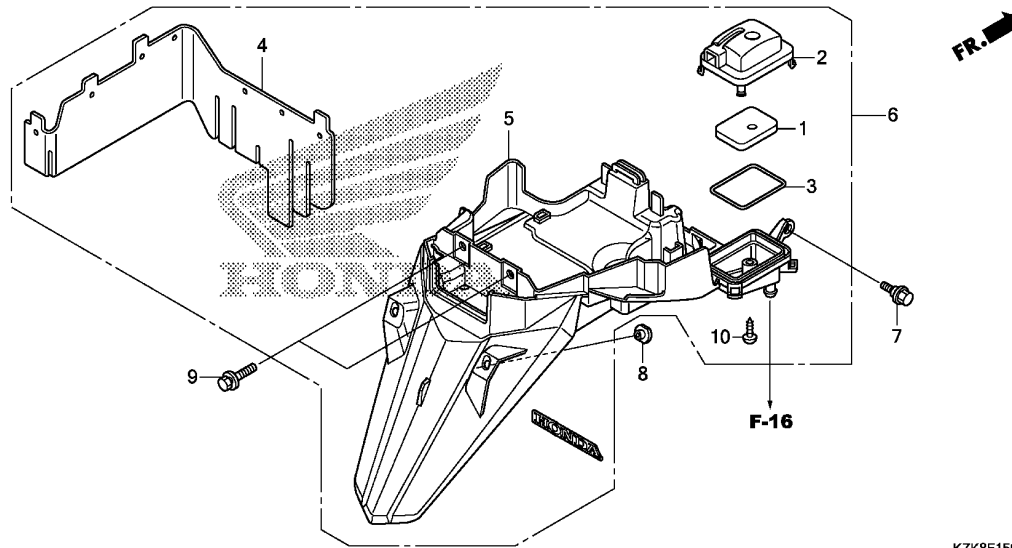


Ref. No.	L.O.N.	(Relative ref. Number) Description	F.R.T.
1	310110	COCK ASSY., FUEL .....	0.7
2	310115	SCREEN, FUEL STRAINER .....	0.7
3	310100	TANK, FUEL .....	0.8
11		(12)	
	617105	FUEL TANK SENDING UNIT .....	0.8

Ref. No.	Part No.	Description	Reqd. QTY						Serial No.	Parts catalogue code
			C	SCV110F D	F	H	SCV110FB C	H		
1	16950-KRP-981	COCK ASSY., FUEL .....	1	1	1	1	1	1		
2	16952-KRP-980	SCREEN SET, FUEL STRAINER ...	1	1	1	1	1	1		
3	17500-KWP-900	TANK COMP., FUEL .....	1	-	-	-	1	-		
	17500-KWP-E00	.....	1	-	-	-	1	-		
	17500-KWP-305	.....	-	1	1	1	-	1		
4	17505-KZK-900	TRAY, FUEL .....	1	1	1	1	1	1		
5	17515-KWP-900	TUBE, FUEL DRAIN .....	1	1	1	1	1	1		
6	17525-KTP-900	JOINT, FUEL TUBE .....	1	1	1	1	1	1		
7	17620-KRP-980	CAP COMP., FUEL FILLER .....	1	1	1	1	1	1		
8	17632-383-831	PACKING, FUEL FILLER CAP ....	1	1	1	1	1	1		
9	17683-KWP-900	TUBE COMP., FUEL .....	1	-	-	-	1	-		
	17683-KWP-D01	.....	-	1	1	1	-	1		
10	17684-KWP-900	TUBE COMP., VACUUM .....	1	-	-	-	1	-		
	17684-KWP-D00	.....	-	1	1	1	-	1		
11	37800-KZK-901	FUEL UNIT .....	1	-	-	-	1	-		
	37800-KZK-D01	.....	-	1	1	1	-	1		
12	37801-GA7-700	PACKING, BASE .....	1	1	1	1	1	1		
13	37802-GA7-700	RETAINER, FUEL UNIT .....	1	1	1	1	1	1		
14	93404-06012-08	BOLT-WASHER, 6X12 .....	2	2	2	2	2	2		
15	95002-02070	CLIP, TUBE(B7) .....	2	2	2	-	2	-		
	90651-KWP-F00	.....	-	-	-	2	-	2		
16	95002-02080	CLIP, TUBE(B8) .....	1	1	1	-	1	-		
	90652-KWP-F00	.....	-	-	-	1	-	1		
17	95002-50000	CLIP, TUBE(C9) .....	1	1	1	1	1	1		

# F-15

# REAR FENDER



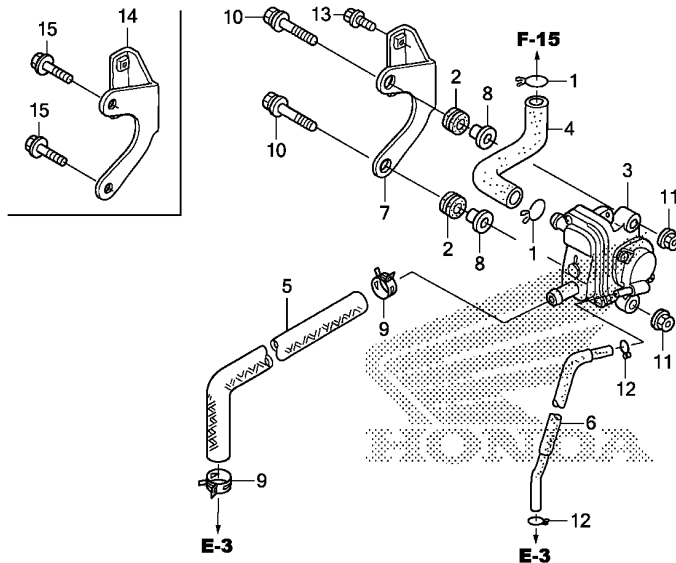
Ref. No.	L.O.N.	(Relative ref. Number) Description	F.R.T.
1		(2,3)	
312120		ELEMENT, SUB AIR CLEANER .....	0.3
6		(5)	
413102		FENDER, REAR .....	0.8

3

Ref. No.	Part No.	Description	Reqd. QTY						Serial No.	Parts catalogue code
			C	SCV110F D	F	H	SCV110FB C	H		
1	18805-KPL-900	ELEMENT, SUB AIR CLEANER .....	1	1	1	1	1	1		
2	18807-KPL-900	COVER, SUB AIR CLEANER .....	1	1	1	1	1	1		
3	18812-KPL-900	SEAL, SUB AIR CLEANER .....	1	1	1	1	1	1		
4	80104-KPL-900	PLATE, RR. FENDER SPLASH GUARD	1	1	1	1	1	1		
5	80105-KZK-900	FENDER, RR. ....	1	1	1	1	1	1		
6	80120-KZK-900ZA	FENDER SET, RR.(WL) *TYPE1*.....	1	1	1	1	1	1		
7	90111-KWP-900	BOLT, INNER COVER .....	1	1	1	1	1	1		
8	90311-KTE-910	NUT, RR. FENDER .....	2	2	2	2	2	2		
9	93404-06012-08	BOLT-WASHER, 6X12 .....	2	2	2	2	2	2		
10	93903-25480	SCREW, TAPPING, 5X20 .....	1	1	1	1	1	1		

# F-16

# AIR SUCTION VALVE

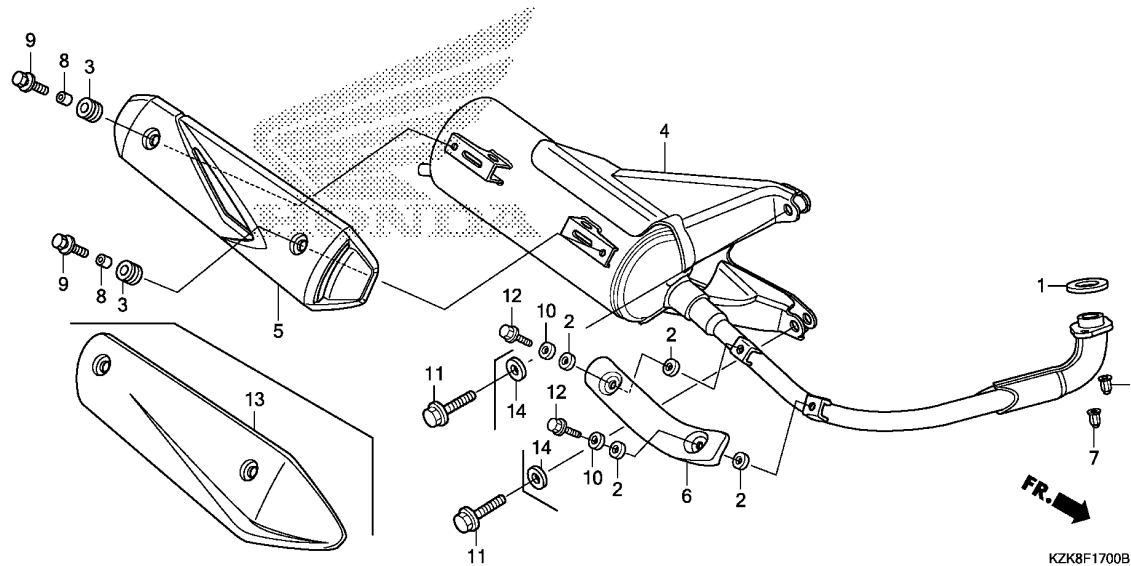


Ref. No.	L.O.N. (Relative ref. Number)	Description	F.R.T.
3	314130	VALVE, SECONDARY AIR CONTROL	0.3

Ref. No.	Part No.	Description	Reqd. QTY				Serial No.	Parts catalogue code	
			C	SCV110F D	F	H			SCV110FB C
1	17316-611-000	CLIP, BREATHER TUBE	2	2	2	-	2	2	
	17316-KWP-E00	.....	-	-	-	2	-	-	----- 2ID, ID
	17316-611-000	.....	-	-	-	2	-	-	----- 5ID, 6ID
2	17622-GB7-900	RUBBER, CUSHION	2	-	-	-	2	-	
3	18600-KWP-901	VALVE ASSY., AIR SUCTION	1	1	1	1	1	1	
4	18651-KPL-840	TUBE, AIR SUCTION VALVE	1	1	1	1	1	1	
5	18652-KZK-900	HOSE, AIR SUCTION VALVE	1	1	1	1	1	1	
6	18653-KWP-900	TUBE, AIR SUCTION VALVE (VACUUM)	1	1	1	1	1	1	
7	50142-KPL-840	STAY, AIR SUCTION VALVE	1	-	-	-	1	-	
8	90501-KC2-750	WASHER, REGULATOR SETTING	2	-	-	-	2	-	
9	90682-SAO-670	CLAMP, CANISTER HOSE	2	2	2	-	2	-	
	90682-KWP-F00	.....	-	-	-	2	-	2	
10	93404-06030-08	BOLT-WASHER, 6X30	2	-	-	-	2	-	
11	94050-06000	NUT, FLANGE, 6MM	2	2	2	2	2	2	
12	95002-02070	CLIP, TUBE(B7)	2	2	2	-	2	-	
	90651-KWP-F00	.....	-	-	-	2	-	2	
13	95701-06012-08	BOLT, FLANGE, 6X12	2	2	2	2	2	2	
	95702-06012-08	.....	2	2	2	-	2	-	----- 2ID, ID
14	50141-KWP-D00	STAY, AIR SUCTION VALVE	-	1	1	1	-	1	
15	95701-06020-08	BOLT, FLANGE, 6X20	-	2	2	2	-	2	
	95702-06020-08	.....	-	2	2	-	2	-	----- 2ID, 5ID, 6ID, ID
		.....	-	-	-	2	-	-	----- 5ID, 6ID

# F-17

# EXHAUST MUFFLER



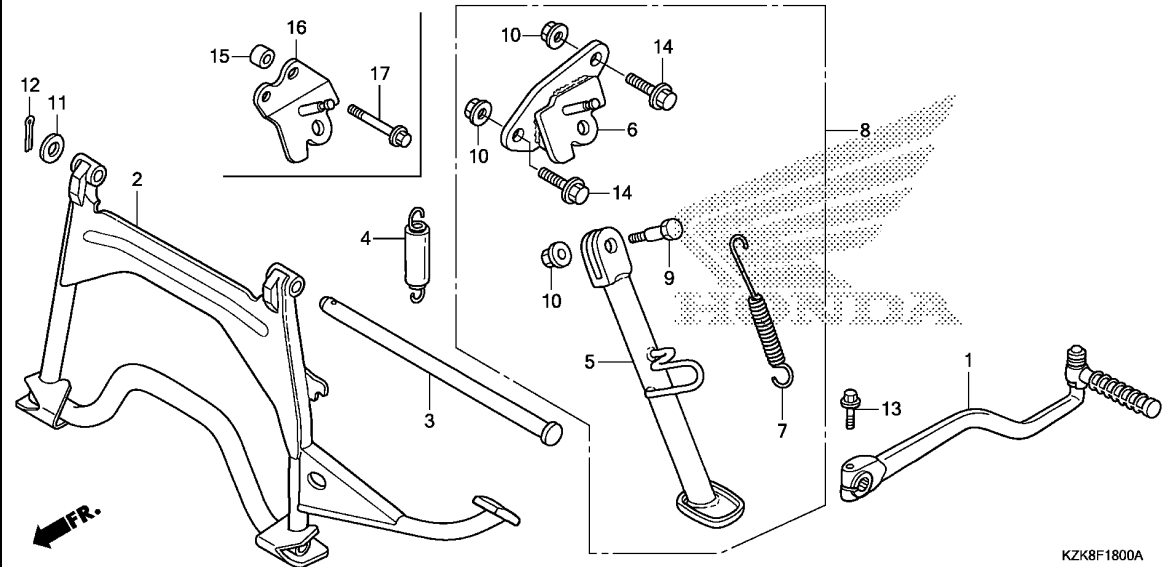
Ref. No.	L.O.N.	(Relative ref. Number) Description	F.R.T.
1	3131B4	GASKET, EXHAUST PIPE .....	0.2
4	313120	MUFFLER .....	0.2
5		(13)	
	313121	PROTECTOR, MUFFLER .....	0.1
6	313125	COVER, EXHAUST PIPE .....	0.1

3

Ref. No.	Part No.	Description	Reqd. QTY						Serial No.	Parts catalogue code
			C	SCV110F D	F	H	SCV110FB C	H		
1	18292-GY1-610	GASKET, EX. PIPE .....	1	1	1	1	1	1		
2	18292-KTP-900	PACKING, PROTECTOR .....	4	4	4	4	4	4		
3	18293-KVT-900	RUBBER, PROTECTOR PACKING ...	2	2	2	2	2	2		
4	18300-KZK-900	MUFFLER COMP., EX. ....	1	-	-	-	1	-		
	18300-KVT-D00	.....	-	1	-	-	-	-		
	18300-KZK-F00	.....	-	-	1	-	-	1	-----	5ID,6ID,ID
	18300-KVT-D00	.....	-	-	1	-	-	-	-----	3ID
	18300-KZK-D20	.....	-	-	-	1	-	-	-----	2ID,ID
	18300-KZK-F00	.....	-	-	-	1	-	-	-----	5ID,6ID
5	18318-KZK-900	PROTECTOR, MUFFLER .....	1	1	1	-	1	1		
		.....	-	-	-	1	-	-	-----	5ID,6ID
6	18319-KVT-940	PROTECTOR, EX. PIPE .....	1	1	-	-	1	-		
	18319-KZK-F00	.....	-	-	1	1	-	1	-----	2ID,5ID,6ID,ID
	18319-KVT-940	.....	-	-	1	-	-	-	-----	3ID
7	90308-KPL-840	NUT, CAP, 6MM .....	2	-	-	-	-	2		
	90304-MJO-920	NUT, CAP, 7MM .....	-	2	2	2	-	2		
8	90312-KVT-900	COLLAR, 9.5X10 .....	2	2	2	2	2	2		
9	93404-06020-07	BOLT-WASHER, 6X20 .....	2	2	2	2	2	2		
10	94101-06700	WASHER, PLAIN, 6MM .....	2	2	2	2	2	2		
11	95801-10040-07	BOLT, FLANGE, 10X40 .....	2	2	2	2	2	2		
	95802-10040-07	.....	2	2	2	-	2	-	-----	2ID,ID
12	96001-06010-07	BOLT, FLANGE, 6X10 .....	2	2	2	2	2	2		
13	18318-KVT-G00	PROTECTOR, MUFFLER .....	-	-	-	1	-	-	-----	2ID,ID
14	90510-KVT-G00	WASHER, PLAIN, 10MM .....	-	-	-	2	-	-	-----	2ID,ID

# F-18

# KICK STARTER ARM/STAND



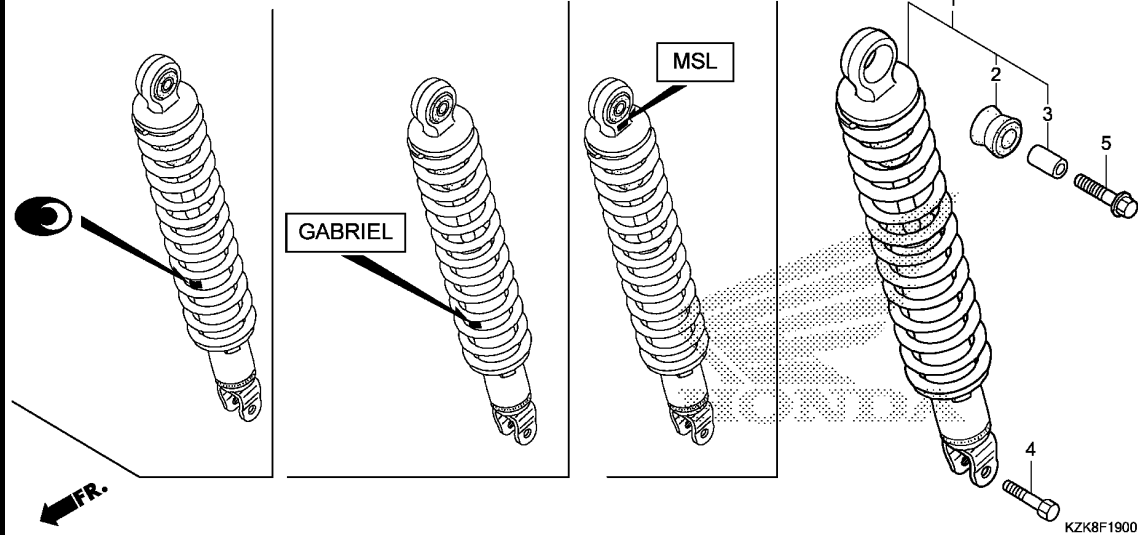
Ref. No.	L.O.N.	(Relative ref. Number) Description	F.R.T.
1	112107	ARM, KICK STARTER .....	0.1
2		(3)	
	410175	STAND, MAIN .....	0.3
4	410176	SPRING, MAIN STAND .....	0.2
5	410180	BAR, SIDE STAND .....	0.2
7	410182	SPRING, SIDE STAND .....	0.1

Ref. No.	Part No.	Description	Reqd. QTY						Serial No.	Parts catalogue code
			C	SCV110F D	F	H	SCV110FB C	H		
1	28300-KVT-900	ARM ASSY., KICK STARTER .....	1	1	1	1	1	1		
2	50500-KWP-900	STAND COMP., MAIN .....	1	-	-	-	1	-		
	50500-KWP-D00	.....	-	1	-	-	-	-		
	50500-KZK-D00	.....	-	-	1	1	-	1		
3	50503-GCC-000	SHAFT, MAIN STAND .....	1	1	1	1	1	1		
4	50505-GCC-000	SPRING ASSY., MAIN STAND .....	1	1	1	-	1	1		
	50505-KWP-E00	.....	-	-	-	1	-	-	2ID, ID	
	50505-GCC-000	.....	-	-	-	1	-	-	5ID, 6ID	
5	50530-KWP-900	BAR COMP., SIDE STAND .....	(1)	-	-	-	(1)	-		
	50530-KWP-D00	.....	-	(1)	(1)	(1)	-	(1)		
6	50535-KWP-900	BRACKET, SIDE STAND .....	(1)	-	-	-	(1)	-		
7	50536-KPL-900	SPRING, SIDE STAND .....	(1)	(1)	(1)	(1)	(1)	(1)		
8	50560-KWP-900	STAND SET, SIDE .....	(1)	-	-	-	(1)	-		
9	90109-KPL-900	BOLT, SIDE STAND PIVOT .....	(1)	(1)	(1)	(1)	(1)	(1)		
10	90304-KTE-911	NUT, FLANGE SPECIAL, 10MM (SIMMODS MARSHALL)	(3)	(1)	(1)	(1)	(3)	(1)		
11	94102-12000	WASHER, PLAIN, 12MM .....	1	1	1	1	1	1		
12	94201-25250	PIN, SPLIT, 2.5X25 .....	1	1	1	1	1	1		
13	95701-08025-07	BOLT, FLANGE, 8X25 .....	1	1	1	1	1	1		
	95702-08025-07	.....	1	1	1	-	1	-	2ID, ID	
14	95801-10025-07	BOLT, FLANGE, 10X25 .....	(2)	-	-	-	(2)	-		
	95802-10025-07	.....	(2)	-	-	-	(2)	-		
15	50532-KWP-D00	COLLAR, SIDE STAND .....	-	(2)	(2)	(2)	-	(2)		
16	50535-KWP-D00	BRACKET, SIDE STAND .....	-	(1)	(1)	(1)	-	(1)		
17	95801-10070-07	BOLT, FLANGE, 10X70 .....	-	(2)	(2)	(2)	-	(2)		
	95802-10070-07	.....	-	(2)	(2)	(2)	-	(2)		



# F-19

# REAR CUSHION



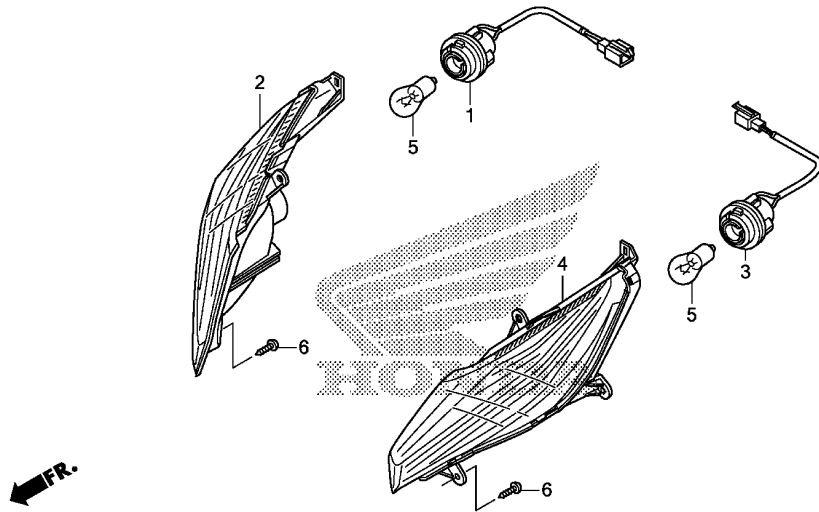
Ref. No.	L.O.N.	(Relative ref. Number) Description	F.R.T.
1	512115	CUSHION ASSY., REAR .....	0.7

3

Ref. No.	Part No.	Description	Reqd. QTY								Serial No.	Parts catalogue code
			C	SCV110F			SCV110FB					
				D	F	H	C	H				
1	52400-KWP-901	CUSHION ASSY., RR.(SHOWA) ... (MSL)	1	1	1	1	1	1				
	52400-KWP-902	CUSHION ASSY., RR.(GABRIEL) -	1	1	-	-	1	-				
	52400-KWP-F02	.....	-	-	1	-	-	1	-----	5ID,6ID,ID		
	52400-KWP-902	.....	-	-	1	-	-	-	-----	3ID		
	52400-KWP-F03	CUSHION ASSY., RR.(ENDURANCE)	-	-	1	-	-	-	-----	ID		
	52400-KWP-G01	.....	-	-	-	1	-	1	-----			
	52400-K24-G02	CUSHION ASSY., RR.(GABRIEL) -	-	-	-	1	-	-	-----	2ID,ID		
	52400-KWP-F02	.....	-	-	-	1	-	-	-----	5ID,6ID		
2	52485-088-901	BUSH, RR. CUSHION RUBBER (SHOWA)										
		(MSL)	1	1	1	1	1	1				
	52485-KPL-902	BUSH, RUBBER(GABRIEL) .....	1	1	-	-	1	-				
	52489-KWS-901	.....	-	-	1	1	-	1	-----	2ID,5ID,6ID,ID		
	52495-K23-902	BUSH, RUBBER(ENDURANCE) .....	-	-	1	1	-	1	-----	2ID,5ID,6ID,ID		
	52485-KPL-902	BUSH, RUBBER(GABRIEL) .....	-	-	1	-	-	-	-----	3ID		
3	52486-GA7-003	COLLAR, RUBBER BUSH(SHOWA) .. (MSL)	1	1	1	1	1	1				
	52487-KPL-903	COLLAR, RUBBER BUSH(GABRIEL)	1	1	-	-	1	-				
	52486-K23-902	COLLAR, RUBBER BUSH(ENDURANCE)	-	-	1	1	-	1	-----	2ID,5ID,6ID,ID		
	52487-KWS-901	COLLAR, RUBBER BUSH(GABRIEL)	-	-	1	1	-	1	-----	2ID,5ID,6ID,ID		
	52487-KPL-903	.....	-	-	1	-	-	-	-----	3ID		
4	92201-08032-0A	BOLT, HEX., 8X32 .....	1	1	1	1	1	1				
5	95801-10035-00	BOLT, FLANGE, 10X35 .....	1	1	1	1	1	1				
	95802-10035-00	.....	1	1	1	-	1	-	-----	2ID,ID		

# F-20

# FRONT WINKER



KZK8F2000

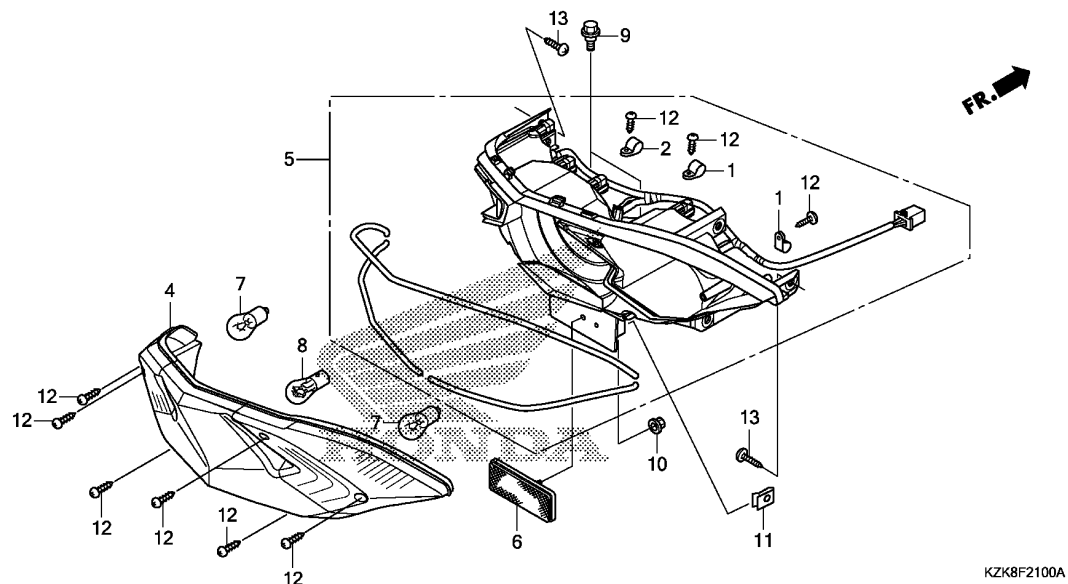
Ref. No.	L.O.N.	(Relative ref. Number) Description	F.R.T.
1	6161B6	SOCKET, WINKER :RIGHT FRONT ..	0.2
2	6161C4	WINKER :RIGHT FRONT .....	0.3
3	6161B5	SOCKET, WINKER :LEFT FRONT ...	0.2
	6161B7	SOCKET, WINKER :BOTH FRONT ...	0.2
4	6161C3	WINKER :LEFT FRONT .....	0.3
	6161C5	WINKER :BOTH FRONT .....	0.3
5	616133	BULB, WINKER :FRONT .....	0.2
	.NOTE: Same time for two units		
	6161G0	BULB, WINKER :FOR 1 VEHICLE ..	0.3

Ref. No.	Part No.	Description	Reqd. QTY						Serial No.	Parts catalogue code
			C	SCV110F D	F	H	SCV110FB C	H		
1	33405-KZK-901	SUB CORD, R. FR. WINKER .....	1	1	1	1	1	1		
2	33410-KZK-901	LENS COMP., R. ....	1	1	1	1	1	1		
3	33455-KZK-901	SUB CORD, L. FR. WINKER .....	1	1	1	1	1	1		
4	33460-KZK-901	LENS COMP., L. ....	1	1	1	1	1	1		
5	34904-KRY-971	BULB, WINKER LIGHT (PY21W) (AMBER) (12V 21W)	2	2	2	2	2	2		
6	93903-24310	SCREW, TAPPING, 4X12 .....	6	6	6	6	6	6		



# F-21

# REAR COMBINATION LIGHT



KZK8F2100A

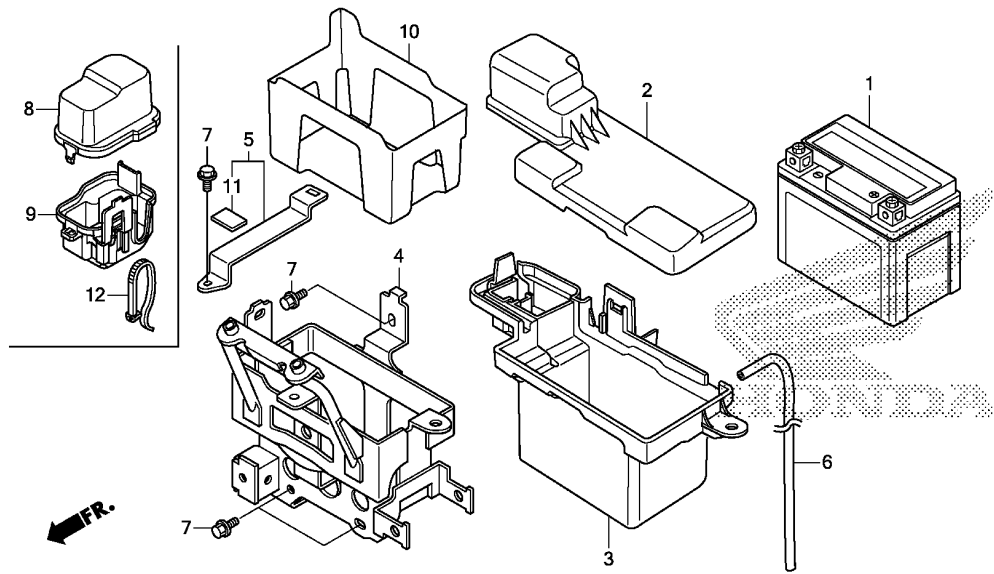
Ref. No.	L.O.N.	(Relative ref. Number) Description	F.R.T.
5	6161E2	BASE, TAILLIGHT (4)	0.8
7	616139	BULB, WINKER :REAR	0.1
		.NOTE: Same time for two units	
8	6161G0	BULB, WINKER :FOR 1 VEHICLE (4)	0.3
	6161G1	BULB, TAILLIGHT	0.1

3

Ref. No.	Part No.	Description	Reqd. QTY						Serial No.	Parts catalogue code
			C	SCV110F D	F	H	SCV110FB C	H		
1	32920-KVT-901	CLIP A, HARNESS	2	2	2	2	2	2		
2	32930-KVT-901	CLIP B, HARNESS	1	1	1	1	1	1		
4	33704-KZK-901	LENS, RR. COMBINATION	1	1	1	1	1	1		
5	33711-KZK-901	BASE COMP., RR.	1	1	1	1	1	1		
6	33741-KPL-902	REFLECTOR, REFLEX	1	1	1	1	1	1		
7	34904-KRY-971	BULB, WINKER LIGHT(PY21W) (AMBER) (12V 21W)	2	2	2	2	2	2		
	34904-KTP-901	BULB, WINKER LIGHT(12V 21W) (AMBER)	2	2	2	2	2	2		
8	34907-KVN-901	BULB, TAIL & STOP LIGHT (12V 21/5W)	1	1	1	1	1	1		
9	90111-KWP-900	BOLT, INNER COVER	2	2	2	2	2	2		
10	90301-KWN-901	NUT, U, 5MM	1	1	1	1	1	1		
11	90344-KRP-900	NUT, CLIP, 5MM	2	2	2	2	2	2		
12	93901-24410	SCREW, TAPPING, 4X16	9	9	9	9	9	9		
13	93903-35310	SCREW, TAPPING, 5X16	6	6	6	6	6	6		

# F-22

# BATTERY(SCV110FC/FD/FF-3ID/FBC)



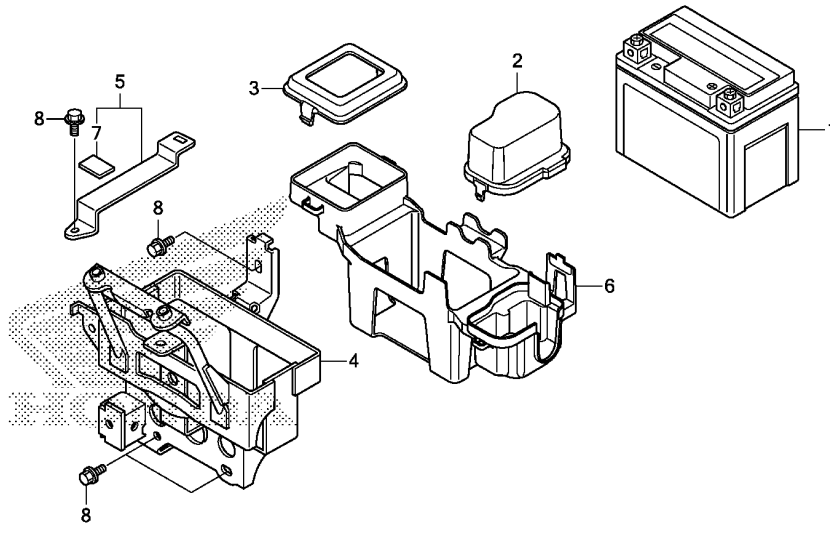
KZK8F2200C

Ref. No.	L.O.N.	(Relative ref. Number) Description	F.R.T.
1	610100	BATTERY .....	0.3
4	410185	BOX, BATTERY .....	0.4

Ref. No.	Part No.	Description	Reqd. QTY				Serial No.	Parts catalogue code
			C	SCV110F D F H	SCV110FB C H			
1	31500-KVT-941	BATTERY ASSY.(ETZ4)(EXIDE) ..	1	1	-	1	-	
2	50325-KWP-940	BOX, BATTERY UPPER .....	1	-	-	1	-	3ID
3	50326-KZK-900	BOX, BATTERY LOWER .....	1	-	-	1	-	
4	50330-KZK-900	TRAY COMP., BATTERY .....	1	-	-	1	-	
	50330-KZK-D00	.....	-	1	-	-	-	3ID
5	50341-KWP-940	BAND, BATTERY .....	1	-	-	1	-	
	50341-KWP-D00	BAND COMP., BATTERY .....	-	1	-	-	-	3ID
			-	-	1	-	-	
6	95003-12046-10	TUBE, VINYL, 5X7X460 (95003-12001-10M)	1	-	-	1	-	
7	95701-06012-08	BOLT, FLANGE, 6X12 .....	4	4	-	4	-	
	95702-06012-08	.....	4	4	-	4	-	
	95701-06012-08	.....	-	-	4	-	-	3ID
8	50325-KWP-D01	BOX, RELAY UPPER .....	-	1	-	-	-	3ID
			-	-	1	-	-	3ID
9	50326-KWP-D00	BOX, RELAY LOWER .....	-	1	-	-	-	3ID
			-	-	1	-	-	3ID
10	50381-KWP-D00	CASE, BATTERY .....	-	1	-	-	-	3ID
			-	-	1	-	-	3ID
11	50386-KWP-D00	RUBBER A, BATTERY .....	-	1	-	-	-	3ID
			-	-	1	-	-	3ID
12	90657-KRP-901	CABLE, TIE(LONG) .....	-	1	-	-	-	3ID
			-	-	1	-	-	3ID

# F-22-1

# BATTERY(SCV110FF-ID/FH/FBH)



KZK8F2201

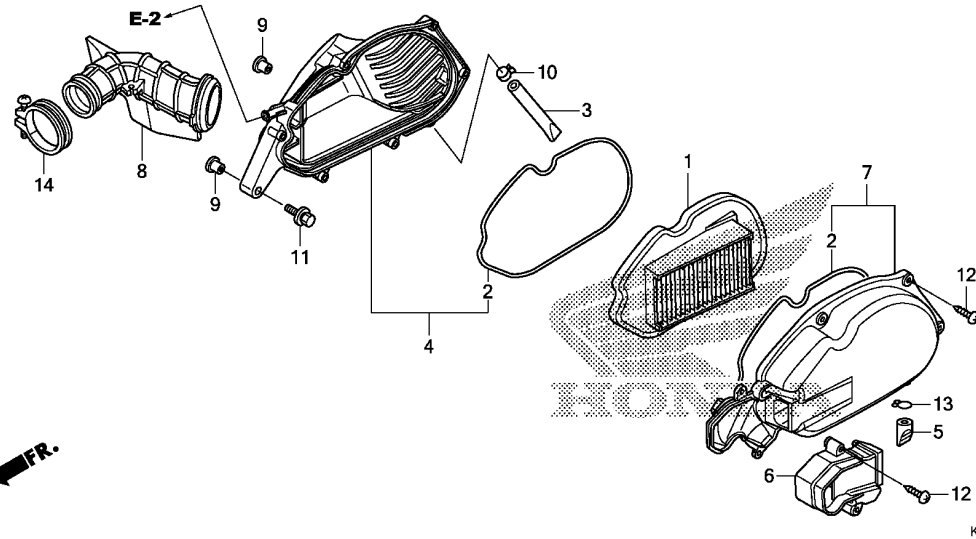
Ref. No.	L.O.N.	(Relative ref. Number) Description	F.R.T.
1	610100	BATTERY .....	0.3
4	410185	BOX, BATTERY .....	0.4

3

Ref. No.	Part No.	Description	Reqd. QTY				Serial No.	Parts catalogue code			
			C	SCV110F D F H	SCV110FB C H	H					
1	31500-KVT-941	BATTERY ASSY.(ETZ4)(EXIDE) ..	-	-	1	1	-	1	-----	-----	2ID,5ID,6ID,ID
2	50325-KWP-D01	BOX, RELAY UPPER .....	-	-	1	1	-	1	-----	-----	2ID,5ID,6ID,ID
3	50325-KZK-F00	COVER, C.D.I. UNIT .....	-	-	1	1	-	1	-----	-----	2ID,5ID,6ID,ID
4	50330-KZK-F00	TRAY COMP., BATTERY .....	-	-	1	-	-	1	-----	-----	5ID,6ID,ID
	50330-KZK-D20	.....	-	-	-	1	-	-	-----	-----	2ID,ID
	50330-KZK-F00	.....	-	-	-	1	-	-	-----	-----	5ID,6ID
5	50341-KWP-D00	BAND COMP., BATTERY .....	-	-	1	-	-	1	-----	-----	5ID,6ID,ID
	50341-KZK-D20	.....	-	-	-	1	-	-	-----	-----	2ID,ID
	50341-KWP-D00	.....	-	-	-	1	-	-	-----	-----	5ID,6ID
6	50381-KZK-F00	CASE, BATTERY .....	-	-	1	-	-	1	-----	-----	5ID,6ID,ID
	50381-KZK-D20	.....	-	-	-	1	-	-	-----	-----	2ID,ID
	50381-KZK-F00	.....	-	-	-	1	-	-	-----	-----	5ID,6ID
7	50386-KWP-D00	RUBBER A, BATTERY .....	-	-	1	1	-	1	-----	-----	2ID,5ID,6ID,ID
8	95701-06012-08	BOLT, FLANGE, 6X12 .....	-	-	4	4	-	4	-----	-----	2ID,5ID,6ID,ID
	95702-06012-08	.....	-	-	4	-	-	-	-----	-----	ID

# F-23

# AIR CLEANER

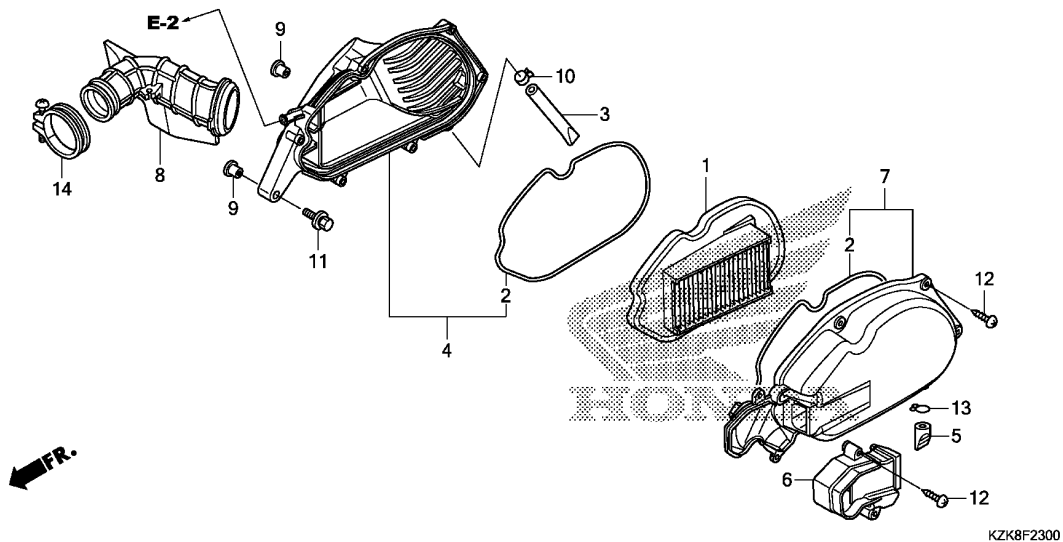


Ref. No.	L.O.N.	(Relative ref. Number) Description	F.R.T.
1		(2)	
312105		ELEMENT, AIR CLEANER .....	0.1
4	3121A5	CASE, AIR CLEANER .....	0.5
7		(6)	
312102		COVER, AIR CLEANER CASE .....	0.1
8	3121B6	TUBE, AIR CLEANER CONNECTING .....	0.5

Ref. No.	Part No.	Description	Reqd. QTY						Serial No.	Parts catalogue code
			C	SCV110F D	F	H	SCV110FB C	H		
1	17210-KVT-940	ELEMENT, AIR CLEANER .....	1	-	-	-	1	-		
	17210-KVT-D00	.....	-	1	1	1	-	1		
2	17212-GEE-000	SEAL, AIR CLEANER COVER .....	2	2	2	2	2	2		
3	17216-KVT-940	TUBE, DRAIN .....	1	1	1	-	1	1		
	17216-KVT-G00	.....	-	-	-	1	-	-	-----	2ID, ID
	17216-KVT-940	.....	-	-	-	1	-	-	-----	5ID, 6ID
4	17225-KVT-940	CASE SUB ASSY., AIR CLEANER .....	1	-	-	-	1	-		
	17225-KVT-D00	.....	-	1	1	-	-	1		
	17225-KVT-G00	.....	-	-	-	1	-	-	-----	2ID, ID
	17225-KVT-D00	.....	-	-	-	1	-	-	-----	5ID, 6ID
5	17234-KCC-941	TUBE, AIR CLEANER DRAIN .....	1	1	1	1	1	1		
6	17234-KVT-940	COVER, AIR CLEANER DUCT .....	1	-	-	-	1	-		
	17234-KVT-D00	.....	-	1	1	-	-	1		
	17234-KVT-G00	.....	-	-	-	1	-	-	-----	2ID, ID
	17234-KVT-D00	.....	-	-	-	1	-	-	-----	5ID, 6ID
7	17235-KVT-940	COVER SUB ASSY., AIR CLEANER .....	1	-	-	-	1	-		
	17235-KVT-D00	.....	-	1	1	-	-	1		
	17235-KVT-G00	.....	-	-	-	1	-	-	-----	2ID, ID
	17235-KVT-D00	.....	-	-	-	1	-	-	-----	5ID, 6ID
8	17253-KWP-900	TUBE, AIR CLEANER CONNECTING .....	1	1	1	-	1	1		
	17253-KVT-G00	.....	-	-	-	1	-	-	-----	2ID, ID
	17253-KWP-900	.....	-	-	-	1	-	-	-----	5ID, 6ID
9	50731-KV3-770	COLLAR, PILLION STEP SETTING .....	2	2	2	2	2	2		
10	90602-KPL-900	CLAMP, TUBE(D12.0) .....	1	1	1	1	1	1		
11	93404-06040-07	BOLT-WASHER, 6X40 .....	2	2	2	2	2	2		
12	93903-25480	SCREW, TAPPING, 5X20 .....	8	8	8	8	8	8		
13	95002-02130	CLIP, TUBE(B12.5) .....	1	1	1	-	1	-		

# F-23

# AIR CLEANER



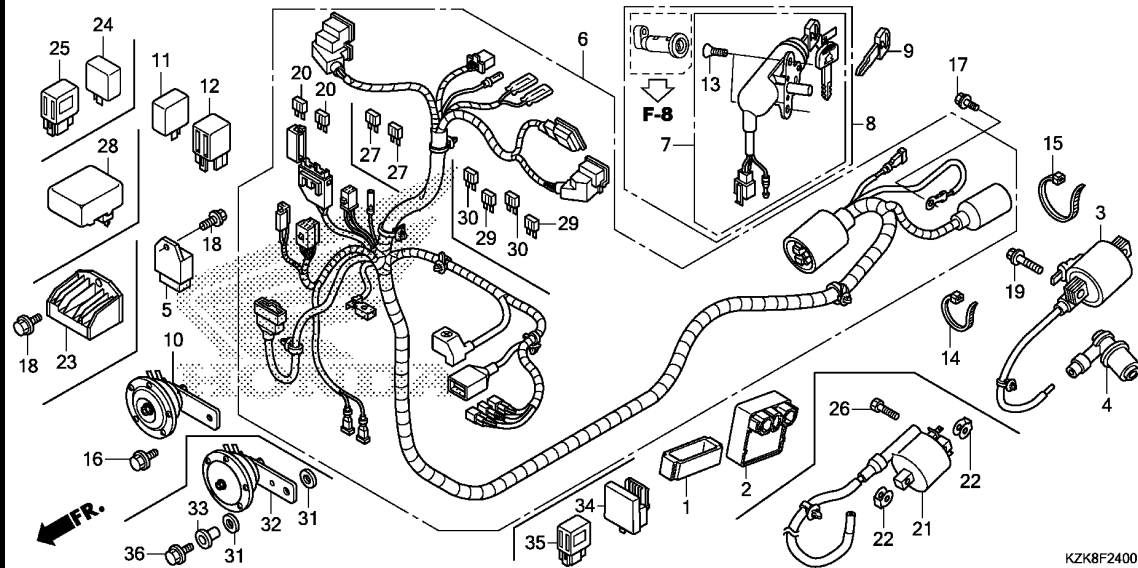
KZK8F2300

Ref. No.	Part No.	Description	Reqd. QTY						Serial No.	Parts catalogue code
			C	SCV110F D	F	H	SCV110FB C	H		
13)	90653-KWP-F00	CLIP, TUBE(B12.5)	-	-	-	1	-	1		
14	95018-40250	BAND, AIR CLEANER CONNECTING TUBE(40)	1	-	-	-	1	-		
	17254-KWP-D00	.....	-	1	1	1	-	1		

3

# F-24

# WIRE HARNESS

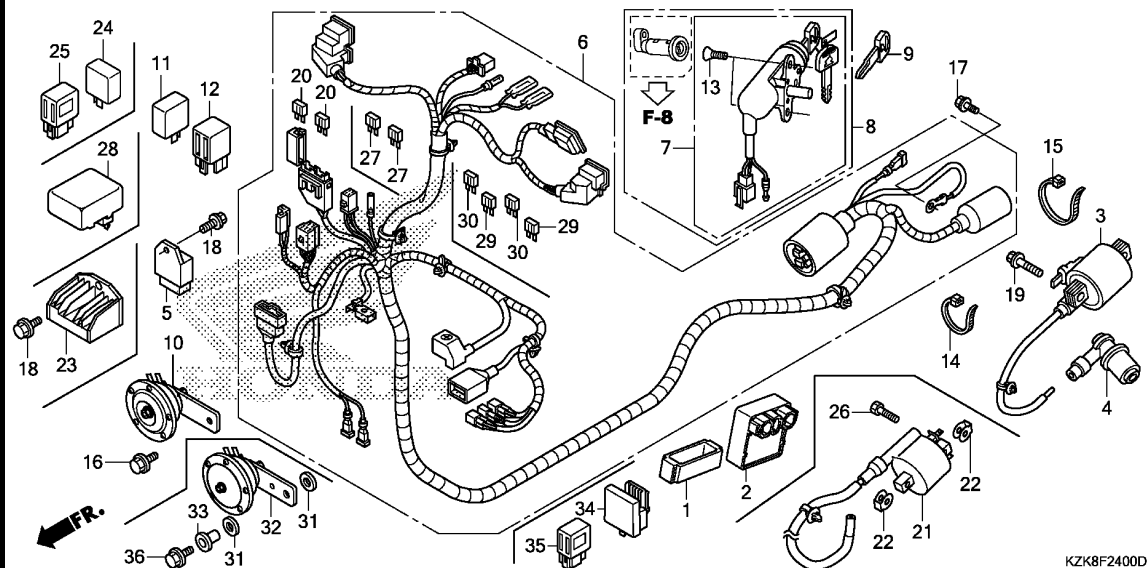


Ref. No.	L.O.N.	(Relative ref. Number) Description	F.R.T.
2		(28)	
	6141A1	IGNITION CONTROL MODULE .....	0.4
3		(21)	
	614105	COIL, IGNITION .....	0.8
5		(23)	
	6131B2	RECTIFIER, REGULATE .....	0.4
6		611100 HARNESS, WIRE .....	1.5
7		615145 SWITCH, COMBINATION & LOCK ...	0.4
8		6151A1 KEY SET .....	1.2
10		(32)	
	616169	HORN .....	0.2
11		(24,34)	
	6111C3	RELAY, WINKER .....	0.3
12		(25,35)	
	6111C5	RELAY, STARTER .....	0.3

Ref. No.	Part No.	Description	Reqd. QTY				Serial No.	Parts catalogue code
			C	SCV110F D F H	SCV110FB C H			
1	30401-KWP-940	CUSHION, C.D.I. UNIT .....	1	-	-	1	-	
	30401-KVE-901	CUSHION, C.D.I. UNIT(DENSO) -	-	1	-	-	-	
2	30410-KWP-901	C.D.I. UNIT .....	1	-	-	1	-	----- 3ID
	30410-KVT-D01	.....	-	1	-	-	-	----- 3ID
3	30510-KWP-901	COIL COMP., IGNITION .....	1	-	-	1	-	
4	30700-KWP-901	CAP ASSY., NOISE SUPPRESSOR						
		(ANU)	1	1	1	1	1	
5	31600-KZN-901	RECTIFIER COMP., REGULATE ...	1	-	-	1	-	
6	32100-KZK-900	HARNESS, WIRE .....	1	-	-	1	-	
	32100-KZK-D00	.....	-	1	-	-	-	
	32100-KZK-F00	.....	-	1	-	1	-	----- 5ID,6ID,ID
	32100-KZK-D00	.....	-	1	-	-	-	----- 3ID
	32100-KZK-D20	.....	-	-	1	-	-	----- 2ID,ID
	32100-KZK-F00	.....	-	-	1	-	-	----- 5ID,6ID
7	35012-KZK-900	SWITCH ASSY. SET, COMBINATION						
		& LOCK	1	-	-	1	-	
	35012-KZK-D00	.....	-	1	1	-	1	
8	35014-KZK-900	KEY & SCREW SET .....	1	-	-	1	-	
	35014-KZK-D00	.....	-	1	1	-	1	
9	35121-KPL-841	KEY, BLANK .....	(1)	(1)	(1)	(1)	(1)	
10	38110-KZK-901	HORN COMP. ....	1	1	1	-	1	
			-	-	1	-	-	----- 5ID,6ID
11	38301-KPL-901	RELAY COMP., WINKER .....	1	-	-	1	-	
12	38501-KPL-901	RELAY COMP., STARTER						
		(MULTILINK)	1	-	-	1	-	

# F-24

# WIRE HARNESS



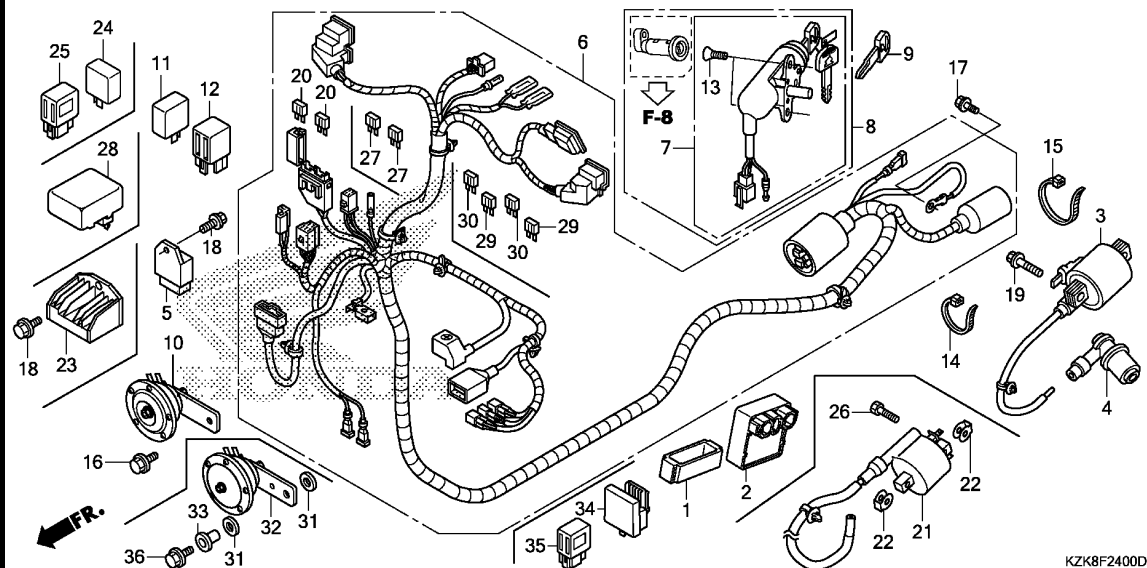
KZK8F2400D

Ref. No.	Part No.	Description	Reqd. QTY						Serial No.	Parts catalogue code
			C	SCV110F D	F	H	SCV110FB C	H		
13	90164-KEE-630	SCREW, FLAT, 6X12	2	2	2	2	2	-	-----	2ID,3ID,ID
	90164-KPL-900	SCREW, U-LOCK FLAT, 6X12	-	-	-	2	-	2	-----	5ID,6ID
14	90652-KPL-901	CABLE, TIE	1	-	-	-	1	-	-----	
15	90657-KRP-901	CABLE, TIE(LONG)	1	1	1	1	1	1	-----	
16	95701-06012-00	BOLT, FLANGE, 6X12	1	1	1	-	1	1	-----	2ID,ID
	95702-06012-00	.....	1	1	1	-	1	-	-----	2ID,ID
	95701-06012-00	.....	-	-	-	1	-	-	-----	5ID,6ID
17	95701-06012-08	BOLT, FLANGE, 6X12	1	1	1	1	1	1	-----	
	95702-06012-08	.....	1	1	1	-	1	-	-----	2ID,ID
18	95701-06016-08	BOLT, FLANGE, 6X16	1	1	1	1	1	1	-----	
	95702-06016-08	.....	1	1	1	-	1	-	-----	2ID,ID
19	96001-06018-00	BOLT, FLANGE, 6X18	2	-	-	-	-	2	-----	
20	98200-31000	FUSE, BLADE(10A)	2	2	-	-	-	2	-----	3ID
		.....	-	-	2	-	-	-	-----	3ID
21	30500-KWP-D01	COIL ASSY., IGNITION(WINGS)	-	1	1	1	-	1	-----	
22	30520-GFM-900	SPACER, IGNITION COIL	-	2	2	2	-	2	-----	
23	31600-KWP-D01	RECTIFIER COMP., REGULATE (STAR ENGINEERS)	-	1	-	-	-	-	-----	
	31600-KWP-E02	.....	-	-	1	1	-	1	-----	2ID,5ID,6ID,ID
	31600-KWP-D01	.....	-	-	1	-	-	-	-----	3ID
24	38301-KZK-901	RELAY COMP., WINKER(MULTILINK)	-	1	-	-	-	-	-----	
	38301-KWP-D21	RELAY COMP., WINKER (STAR ENGINEERS)	-	-	1	-	-	1	-----	
	38301-KZK-901	RELAY COMP., WINKER(MULTILINK)	-	-	1	-	-	-	-----	3ID
	38301-KWP-D21	RELAY COMP., WINKER (STAR ENGINEERS)	-	-	-	1	-	-	-----	5ID,6ID

3

# F-24

# WIRE HARNESS



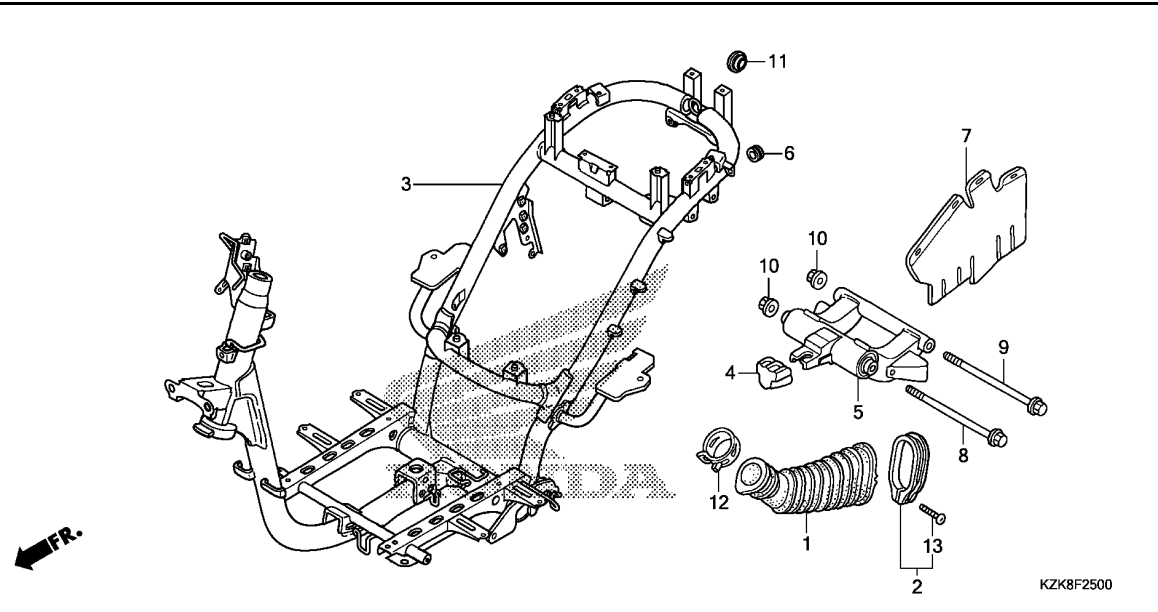
Ref. No.	Part No.	Description	Reqd. QTY				Serial No.	Parts catalogue code
			C	SCV110F D F H	SCV110FB C H			
25	38501-KPL-901	RELAY COMP., STARTER (MULTILINK)	-	1	1	-	-	-
26	92101-06020-4J	BOLT, HEX., 6X20	-	2	2	-	-	2
27	98200-31500	FUSE, BLADE(15A)	-	2	-	-	-	-
28	30410-KZK-F01	C.D.I. UNIT	-	-	1	-	1	----- 3ID 5ID,6ID,ID
	30410-KZK-D21	SPARK UNIT COMP.(DENSO)	-	-	1	-	-	----- 2ID,ID
	30410-KZK-F01	C.D.I. UNIT	-	-	1	-	-	----- 5ID,6ID
29	98200-31000	FUSE, BLADE(10A)	-	2	2	-	2	----- 2ID,5ID,6ID,ID
30	98200-31500	FUSE, BLADE(15A)	-	2	2	-	2	----- 2ID,5ID,6ID,ID
31	33714-KL3-620	RUBBER, TAILLIGHT BRACKET	-	-	2	-	-	----- 2ID,ID
32	38110-KZK-D21	HORN COMP.(BLOWELL)	-	-	1	-	-	----- 2ID,ID
33	38117-KYJ-T00	COLLAR, HORN SETTING	-	-	1	-	-	----- 2ID,ID
34	38301-KVT-G01	RELAY COMP., WINKER	-	-	1	-	-	----- 2ID,ID
35	38501-KPL-901	RELAY COMP., STARTER (MULTILINK)	-	-	1	-	-	----- 2ID,ID
36	95701-06020-00	BOLT, FLANGE, 6X20	-	-	1	-	-	----- 2ID,ID





# F-25

# FRAME BODY



Ref. No.	L.O.N.	(Relative ref. Number) Description	F.R.T.
1	1101H4	DUCT, BELT COVER .....	0.2
3	410100	BODY, FRAME .....	4.9
.INCLUDES: Engine removal and installation			
5	4101B5	LINK, ENGINE HANGER .....	1.1
.INCLUDES: Engine removal and installation			

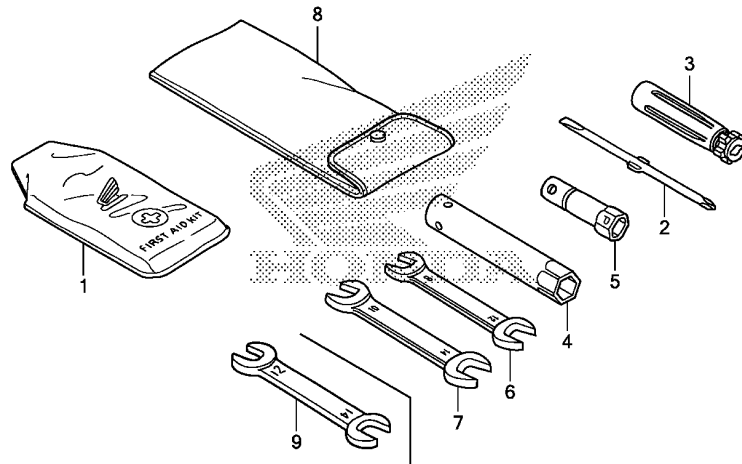
KZK8F2500

3

Ref. No.	Part No.	Description	Reqd. QTY						Serial No.	Parts catalogue code
			C	SCV110F D	F	H	SCV110FB C	H		
1	11345-KWP-900	DUCT, L. COVER .....	1	1	1	-	1	1		
	11345-KWP-G00	.....	-	-	-	1	-	-	-----	2ID, ID
	11345-KWP-900	.....	-	-	-	1	-	-	-----	5ID, 6ID
2	11346-KCW-870	BAND, L. COVER DUCT .....	1	1	1	1	1	1		
3	50100-KZK-901	BODY COMP., FRAME .....	1	-	-	-	-	1		
	50100-KZK-D01	.....	-	1	1	1	-	1		
4	50352-GW0-730	RUBBER, LINK STOPPER .....	1	1	1	1	1	1		
5	50355-KVT-900	LINK SUB ASSY., ENGINE HANGER	1	-	-	-	-	1		
	50355-KWP-D00	.....	-	1	1	-	-	-		
	50355-KWP-G00	.....	-	-	-	1	-	1	-----	5ID, 6ID
	50355-KVT-G00	.....	-	-	-	1	-	-	-----	2ID, ID
6	64216-GJ2-730	RUBBER, SCREEN SETTING .....	2	2	2	2	2	2		
7	80102-KWP-900	PLATE, FRAME BODY SPLASH GUARD	1	1	1	1	1	1		
8	90105-KJ9-000	BOLT, FLANGE, 10X210 .....	1	1	1	1	1	1		
9	90106-GCC-000	BOLT, FLANGE, 10X238 .....	1	1	1	1	1	1		
10	90304-KCS-920	NUT, U, 10MM .....	2	2	-	-	2	-		
	90304-KTE-911	NUT, FLANGE SPECIAL, 10MM (SIMMODS MARSHALL)	-	-	2	2	-	2	-----	2ID, 5ID, 6ID, ID
	90304-KCS-920	NUT, U, 10MM .....	-	-	2	-	-	-	-----	3ID
11	90862-GCC-000	PLUG, END .....	1	1	1	-	1	1		
	90862-KWP-G00	.....	-	-	-	1	-	-	-----	2ID, ID
	90862-GCC-000	.....	-	-	-	1	-	-	-----	5ID, 6ID
12	91405-KPL-900	CLAMP, TUBE (D29) .....	1	1	1	1	1	1		
13	93500-04025-0G	SCREW, PAN, 4X25 .....	1	1	1	1	1	1		

# F-26

# TOOL



KZK8F2600B

Ref. L.O.N. (Relative ref. Number) F.R.T.  
No. Description

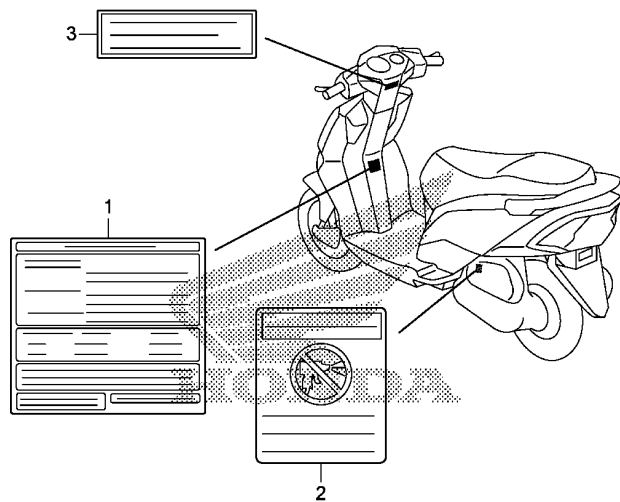
NO INFORMATION .....

Ref. No.	Part No.	Description	Reqd. QTY						Serial No.	Parts catalogue code
			C	SCV110F D	F	H	SCV110FB C	H		
1	84510-KWP-900	AID KIT, FIRST .....	1	1	1	1	1	1		
2	89102-KPL-900	DRIVER, SCREW(NO.2 +/-) .....	1	1	1	1	1	1		
3	89103-KPL-900	GRIP .....	1	1	1	1	1	1		
4	89215-KWP-900	WRENCH, BOX(12MM) .....	1	-	-	-	1	-		
5	89216-KTP-900	WRENCH, PLUG(16) .....	1	-	-	-	1	-		
	89216-KWP-D00	.....	-	1	1	1	-	1		
6	99001-08120	SPANNER, 8X12 .....	1	-	-	-	1	-		
7	99001-10140	SPANNER, 10X14 .....	1	-	-	-	1	-		
8	99008-01600	BAG, TOOL, 160MM .....	1	-	-	-	1	-		
9	89216-KB7-000	SPANNER, 12X14 .....	-	1	1	1	-	1		



**F-27**

**CAUTION LABEL**



KZK8F2700

Ref. No.	L.O.N. (Relative ref. Number)	Description	F.R.T.
----------	-------------------------------	-------------	--------

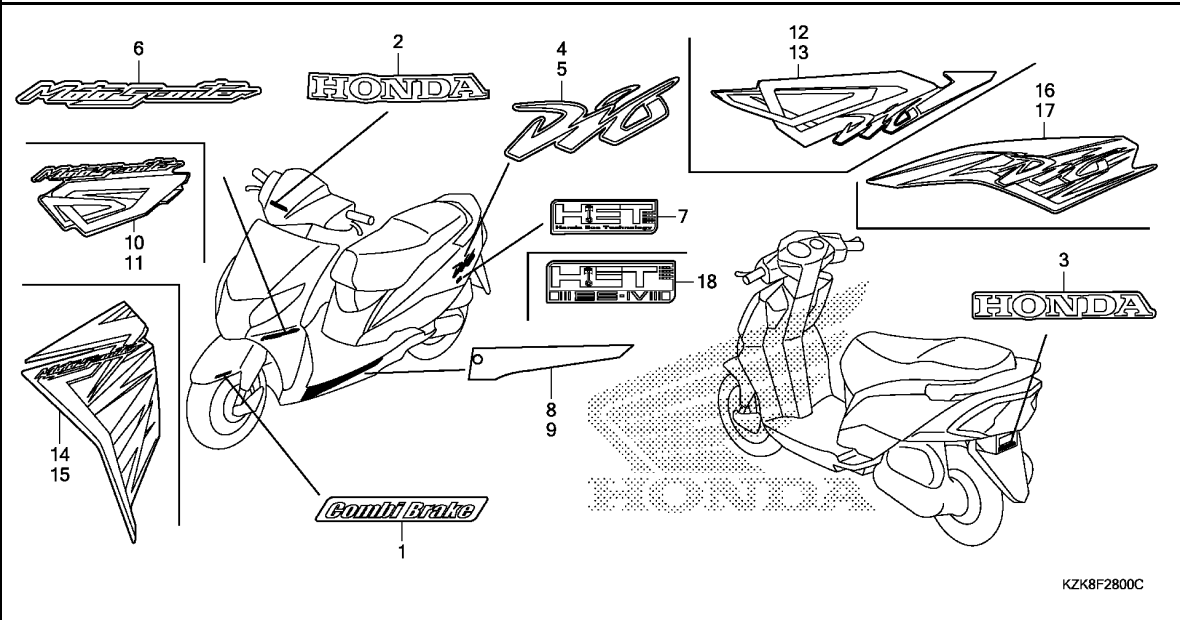
NO INFORMATION .....

**3**

Ref. No.	Part No.	Description	Reqd. QTY						Serial No.	Parts catalogue code
			C	SCV110F D	F	H	SCV110FB C	H		
1	87505-KZK-900	LABEL, TIRE .....	1	1	-	-	1	-		
	87505-KZK-F00	.....	-	1	-	-	1	-	----- 5ID,6ID,ID	
	87505-KZK-900	.....	-	-	1	-	-	-	----- 3ID	
	87505-KWP-600	.....	-	-	-	1	-	-	----- 2ID,ID	
	87505-KZK-F00	.....	-	-	-	1	-	-	----- 5ID,6ID	
2	87509-KWP-900	LABEL, AIR CLEANER ELEMENT								
		NOTICE	1	1	1	1	1	1		
3	87560-MZ0-670	LABEL, DRIVE .....	1	1	1	1	1	1		

F-28

MARK



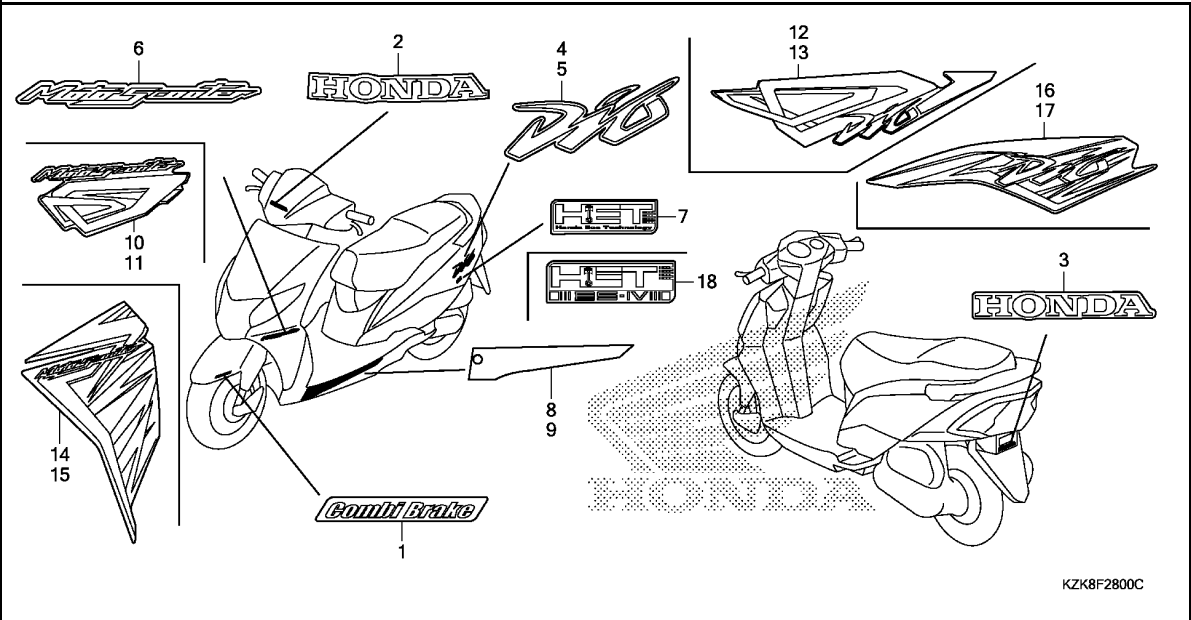
Ref. No.	L.O.N.	(Relative ref. Number) Description	F.R.T.
		NO INFORMATION .....	

Ref. No.	Part No.	Description	Reqd. QTY						Serial No.	Parts catalogue code
			C	SCV110F D	F	H	SCV110FB C	H		
1	61106-KWP-910ZA	MARK (COMBI BRAKE)								
		*TYPE1*.....	-	1	1	-	1	-		
		(L. SIDE ONLY)								
	86611-KZK-910ZA	*TYPE2*.....	-	1	-	1	1	-	----- 2ID, ID	
		(L. SIDE ONLY)								
	86611-KZK-910ZB	*TYPE1*.....	-	1	-	-	1	-		
		(L. SIDE ONLY)								
	61106-KWP-910ZB	*TYPE2*.....	-	-	1	1	-	-	----- 3ID, 5ID, 6ID, ID	
		(L. SIDE ONLY)								
	61106-KWP-910ZA	*TYPE1*.....	-	-	-	1	-	-	----- 5ID, 6ID	
		(L. SIDE ONLY)								
	61106-KWP-910ZB	*TYPE2*.....	-	-	-	-	1	-		
		(L. SIDE ONLY)								
	86611-KZK-910ZA	*TYPE2*.....	-	-	-	-	-	1		
		(L. SIDE ONLY)								
2	86101-KZK-900ZE	MARK, HONDA (75MM)								
		*TYPE1*.....	1	1	1	-	1	-		
	86101-KZK-900ZB	*TYPE4*.....	1	1	-	-	1	1		
	86101-KZK-900ZD	*TYPE2*.....	1	1	-	-	1	-		
	86101-KZK-900ZC	*TYPE3*.....	1	-	1	-	1	-		
	86101-KZK-D20ZA	*TYPE3*.....	-	-	-	1	-	-	----- 2ID	
	86101-KZK-900ZC	*TYPE3*.....	-	-	-	1	-	-	----- 5ID, 6ID	
	86101-KZK-900ZE	*TYPE1*.....	-	-	-	1	-	-	----- 5ID, 6ID	
	86101-KZK-D20ZB	*TYPE2*.....	-	-	-	1	-	-	----- ID	
	86101-KZK-D20ZC	*TYPE1*.....	-	-	-	1	-	-	----- ID	
3	86102-KZK-900ZA	MARK, HONDA								
		*TYPE1*.....	1	1	1	1	1	1		
4	86532-KZK-900	EMBLEM, R. BODY COVER								
		.....	1	1	-	-	1	1		
		.....	-	-	-	1	-	-	----- 2ID	



F-28

MARK



KZK8F2800C

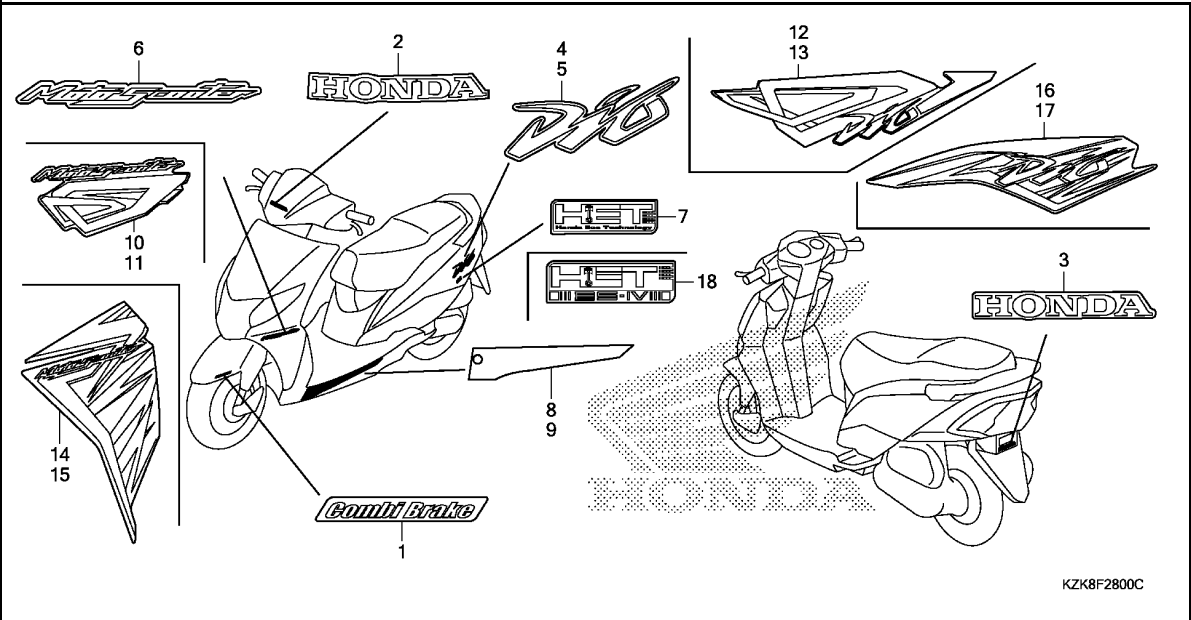
Ref. No.	Part No.	Description	Reqd. QTY				Serial No.	Parts catalogue code	
			C	SCV110F D	F	H			SCV110FB C
5	86632-KZK-900	EMBLEM, L. BODY COVER	1	1	-	-	1	1	----- 2ID
6	86641-KZK-900ZC	MARK, FR. COVER	1	1	-	-	1	-	
	86641-KZK-900ZD	*TYPE2*	1	1	-	-	1	-	
	86641-KZK-900ZE	*TYPE1*	1	1	-	-	1	-	
	86641-KZK-G10ZA	*TYPE1*	-	-	-	-	-	1	
7	86833-KWP-D00ZA	MARK, HET	-	-	-	-	-	-	
		*TYPE1*	-	1	1	-	-	1	----- 5ID,6ID
		(L. SIDE ONLY)	-	-	-	1	-	-	
8	86641-KZK-F40ZA	STRIPE, R. FLOOR SIDE COVER	-	-	1	-	-	-	
		*TYPE4*	-	-	1	-	-	-	
	86641-KZK-F40ZB	*TYPE3*	-	-	1	-	-	-	
	86641-KZK-F40ZC	*TYPE2*	-	-	1	-	-	-	
	86641-KZK-F40ZD	*TYPE1*	-	-	1	-	-	-	
	86641-KZK-F40ZA	*TYPE4*	-	-	-	1	-	-	----- 5ID,6ID
	86641-KZK-F40ZB	*TYPE3*	-	-	-	1	-	-	----- 5ID,6ID
	86641-KZK-F40ZC	*TYPE2*	-	-	-	1	-	-	----- 5ID,6ID
	86641-KZK-F40ZD	*TYPE1*	-	-	-	1	-	-	----- 5ID,6ID
	86641-KZK-D20ZA	*TYPE4*	-	-	-	1	-	-	----- ID
	86641-KZK-D20ZB	*TYPE3*	-	-	-	1	-	-	----- ID
	86641-KZK-D20ZC	*TYPE2*	-	-	-	1	-	-	----- ID
	86641-KZK-D20ZD	*TYPE1*	-	-	-	1	-	-	----- ID
9	86642-KZK-F40ZA	STRIPE, L. FLOOR SIDE COVER	-	-	1	-	-	-	
		*TYPE4*	-	-	1	-	-	-	
	86642-KZK-F40ZB	*TYPE3*	-	-	1	-	-	-	
	86642-KZK-F40ZC	*TYPE2*	-	-	1	-	-	-	

Ref. No.	Part No.	Description	Reqd. QTY				Serial No.	Parts catalogue code
			C	SCV110F D	F	H		
(9)	86642-KZK-F40ZD	STRIPE, L. FLOOR SIDE COVER			1	-	-	
		*TYPE1*	-	-	1	-	-	
	86642-KZK-F40ZA	*TYPE4*	-	-	1	-	-	5ID,6ID
	86642-KZK-F40ZB	*TYPE3*	-	-	1	-	-	5ID,6ID
	86642-KZK-F40ZC	*TYPE2*	-	-	1	-	-	5ID,6ID
	86642-KZK-F40ZD	*TYPE1*	-	-	1	-	-	5ID,6ID
	86642-KZK-D20ZA	*TYPE4*	-	-	1	-	-	ID
	86642-KZK-D20ZB	*TYPE3*	-	-	1	-	-	ID
	86642-KZK-D20ZC	*TYPE2*	-	-	1	-	-	ID
	86642-KZK-D20ZD	*TYPE1*	-	-	1	-	-	ID
10	86643-KZK-F40ZA	STRIPE, R. FR. COVER			1	-	-	
		*TYPE4*	-	-	1	-	-	
	86643-KZK-F40ZB	*TYPE3*	-	-	1	-	-	
	86643-KZK-F40ZC	*TYPE2*	-	-	1	-	-	
	86643-KZK-F40ZD	*TYPE1*	-	-	1	-	-	
	86643-KZK-F40ZA	*TYPE4*	-	-	1	-	-	5ID,6ID
	86643-KZK-F40ZB	*TYPE3*	-	-	1	-	-	5ID,6ID
	86643-KZK-F40ZC	*TYPE2*	-	-	1	-	-	5ID,6ID
	86643-KZK-F40ZD	*TYPE1*	-	-	1	-	-	5ID,6ID
11	86644-KZK-F40ZA	STRIPE, L. FR. COVER			1	-	-	
		*TYPE4*	-	-	1	-	-	
	86644-KZK-F40ZB	*TYPE3*	-	-	1	-	-	
	86644-KZK-F40ZC	*TYPE2*	-	-	1	-	-	
	86644-KZK-F40ZD	*TYPE1*	-	-	1	-	-	
	86644-KZK-F40ZA	*TYPE4*	-	-	1	-	-	5ID,6ID
	86644-KZK-F40ZB	*TYPE3*	-	-	1	-	-	5ID,6ID
	86644-KZK-F40ZC	*TYPE2*	-	-	1	-	-	5ID,6ID
	86644-KZK-F40ZD	*TYPE1*	-	-	1	-	-	5ID,6ID
12	86831-KZK-F40ZA	STRIPE, R. BODY COVER			1	-	-	
		*TYPE4*	-	-	1	-	-	
	86831-KZK-F40ZB	*TYPE3*	-	-	1	-	-	
	86831-KZK-F40ZC	*TYPE2*	-	-	1	-	-	
	86831-KZK-F40ZD	*TYPE1*	-	-	1	-	-	
	86831-KZK-F40ZA	*TYPE4*	-	-	1	-	-	5ID,6ID
	86831-KZK-F40ZB	*TYPE3*	-	-	1	-	-	5ID,6ID
	86831-KZK-F40ZC	*TYPE2*	-	-	1	-	-	5ID,6ID
	86831-KZK-F40ZD	*TYPE1*	-	-	1	-	-	5ID,6ID
13	86832-KZK-F40ZA	STRIPE, L. BODY COVER			1	-	-	
		*TYPE4*	-	-	1	-	-	
	86832-KZK-F40ZB	*TYPE3*	-	-	1	-	-	
	86832-KZK-F40ZC	*TYPE2*	-	-	1	-	-	
	86832-KZK-F40ZD	*TYPE1*	-	-	1	-	-	
	86832-KZK-F40ZA	*TYPE4*	-	-	1	-	-	5ID,6ID
	86832-KZK-F40ZB	*TYPE3*	-	-	1	-	-	5ID,6ID
	86832-KZK-F40ZC	*TYPE2*	-	-	1	-	-	5ID,6ID
	86832-KZK-F40ZD	*TYPE1*	-	-	1	-	-	5ID,6ID
14	86643-KZK-D20ZA	STRIPE, R. FR. COVER			1	-	-	
		*TYPE4*	-	-	1	-	-	ID
	86643-KZK-D20ZB	*TYPE3*	-	-	1	-	-	ID
	86643-KZK-D20ZC	*TYPE2*	-	-	1	-	-	ID
	86643-KZK-D20ZD	*TYPE1*	-	-	1	-	-	ID
15	86644-KZK-D20ZA	STRIPE, L. FR. COVER			1	-	-	
		*TYPE4*	-	-	1	-	-	ID
	86644-KZK-D20ZB	*TYPE3*	-	-	1	-	-	ID
	86644-KZK-D20ZC	*TYPE2*	-	-	1	-	-	ID
	86644-KZK-D20ZD	*TYPE1*	-	-	1	-	-	ID



F-28

MARK



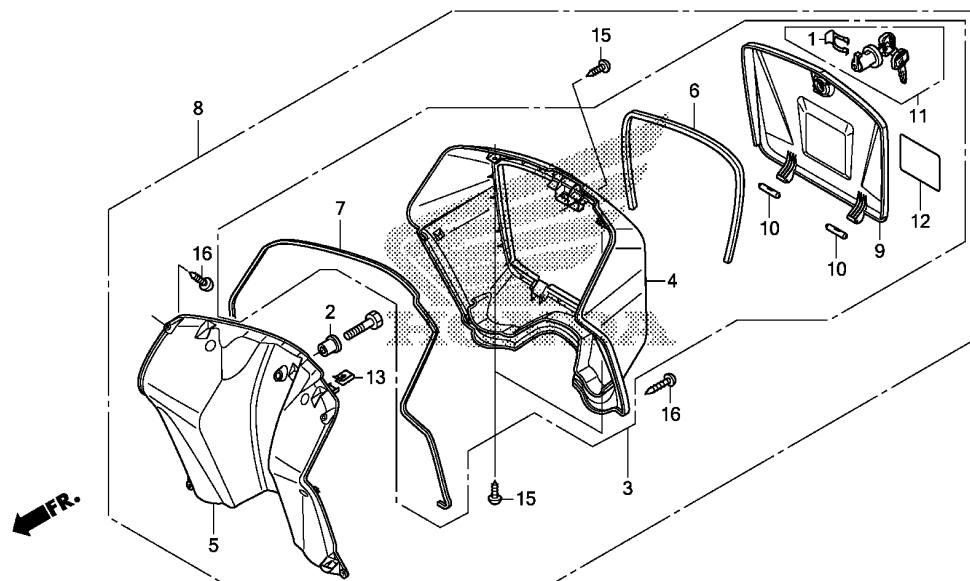
KZK8F2800C

3

Ref. No.	Part No.	Description	Reqd. QTY				Serial No.	Parts catalogue code
			C	SCV110F D F	H	SCV110FB C H		
16	86831-KZK-D20ZA	STRIPE, R. BODY COVER				1		
		*TYPE4*	-	-	-	1	-	----- ID
	86831-KZK-D20ZB	*TYPE3*	-	-	-	1	-	----- ID
	86831-KZK-D20ZC	*TYPE2*	-	-	-	1	-	----- ID
	86831-KZK-D20ZD	*TYPE1*	-	-	-	1	-	----- ID
17	86832-KZK-D20ZA	STRIPE, L. BODY COVER				1		
		*TYPE4*	-	-	-	1	-	----- ID
	86832-KZK-D20ZB	*TYPE3*	-	-	-	1	-	----- ID
	86832-KZK-D20ZC	*TYPE2*	-	-	-	1	-	----- ID
	86832-KZK-D20ZD	*TYPE1*	-	-	-	1	-	----- ID
18	86833-K43-900ZA	MARK, HET BS 4				1		
		*TYPE1*	-	-	-	1	-	----- ID
		(L. SIDE ONLY)	-	-	-	1	-	----- 2ID, ID

# FOP-1

# INNER BOX



Ref. No.	L.O.N.	(Relative ref. Number) Description	F.R.T.
3	4131B3	BOX, INNER .....	0.2
8	4131X6	INNER BOX ASSEMBLY .....	0.3
11	4101R6	LOCK, INNER BOX LID .....	0.1

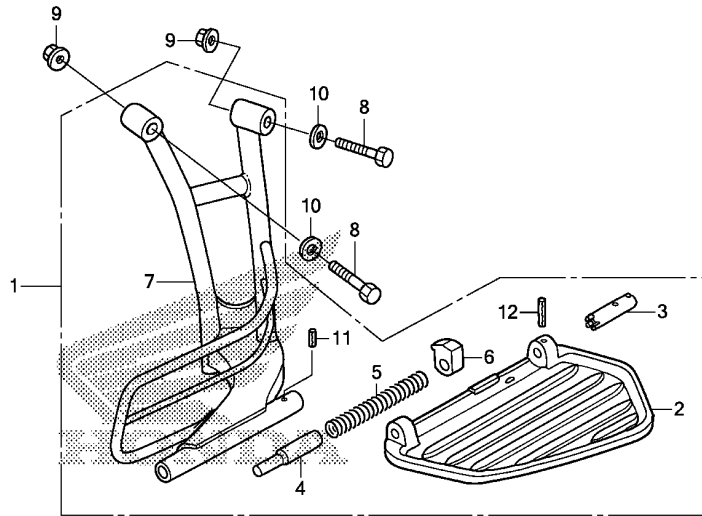
Ref. No.	Part No.	Description	Reqd. QTY						Serial No.	Parts catalogue code
			C	SCV110F D	F	H	SCV110FB C	H		
1	75581-KPL-900	SPRING, LOCK KEY SETTING .....	1	1	1	1	1	1		
2	80110-KK4-000	COLLAR, RR. FENDER SETTING ..	1	1	1	1	1	1		
3	81130-KZK-900	BOX ASSY., INNER .....	1	1	1	1	1	1		
4	81134-KZK-900	OUTER, INNER BOX .....	1	1	1	1	1	1		
5	81135-KZK-900	INNER, INNER BOX .....	1	1	1	1	1	1		
6	81137-KWP-900	SEAL, INNER BOX .....	1	1	1	1	1	1		
7	81138-KZK-900	SEAL, OUTER INNER .....	1	1	1	1	1	1		
8	81140-KZK-900	BOX SET, INNER .....	1	1	1	1	1	1		
9	81141-KZK-900	LID, INNER BOX .....	1	1	1	1	1	1		
10	81143-GC8-000	PIN, INNER BOX LID .....	2	2	2	2	2	2		
11	81145-KPL-900	KEY SET, INNER BOX .....	1	1	1	1	1	1		
12	87505-KWP-900	LABEL, TYRE .....	1	1	1	1	1	1		
13	90344-KRP-900	NUT, CLIP, 5MM .....	3	3	3	3	3	3		
15	93903-25280	SCREW, TAPPING, 5X12 .....	3	3	3	3	3	3		
16	93903-25580	SCREW, TAPPING, 5X25 .....	6	6	6	6	6	6		





# FOP-2

# SARI STEP SET



KZK8Y0200

Ref. No.	L.O.N.	(Relative ref. Number) Description	F.R.T.
1	4101R7	STEP ASSY., PILLION .....	0.7
2	4101C7	BAR, PILLION STEP :LEFT .....	0.2
7	4101C9	BRACKET, PILLION STEP :LEFT ..	0.9

3

Ref. No.	Part No.	Description	Reqd. QTY						Serial No.	Parts catalogue code
			C	SCV110F D	F	H	SCV110FB C	H		
1	83520-KRP-900	STEP ASSY., SARI .....	1	1	1	1	1	1		
2	83521-KPL-900	PLATE, SARI STEP .....	1	1	1	1	1	1		
3	83522-KPL-900	PIN A, SARI STEP .....	1	1	1	1	1	1		
4	83523-KPL-900	PIN B, SARI STEP .....	1	1	1	1	1	1		
5	83524-KPL-900	SPRING, STEP RETURN .....	1	1	1	1	1	1		
6	83526-KPL-900	STOPPER, STEP RUBBER .....	1	1	1	1	1	1		
7	83530-KRP-900	STEP COMP., SARI .....	1	1	1	1	1	1		
8	92201-08045-0A	BOLT, HEX., 8X45 .....	2	2	2	2	2	2		
9	94050-08000	NUT, FLANGE, 8MM .....	2	2	2	2	2	2		
10	94103-08800	WASHER, PLAIN, 8MM .....	2	2	2	2	2	2		
11	94305-30142	PIN, SPRING, 3X14 .....	1	1	1	1	1	1		
12	94305-30282	PIN, SPRING, 3X28 .....	1	1	1	1	1	1		

## PART NO. INDEX

Part Number	Page Ref.	Part Number	Page Ref.	Part Number	Page Ref.	Part Number	Page Ref.	Part Number	Page Ref.	Part Number	Page Ref.
06000		12251-KWP-901	49 4	16211-KWP-900	49 5	18318-KZK-900	114 5	22350-KWP-D01	65 2		
06179-KZK-901	84 1	12251-KWP-D01	49 4	14510-KWP-900	53 2	16212-KWP-900	49 6	22350-KWP-D02	67 2		
	86 1	12252-KWP-D00	49 4	14520-KPL-840	53 3	16229-KRP-601	49 7	22361-GFM-900	64 3		
06430-KWP-900	105 1	12310-KWP-901	48 2	14520-KZK-D21	53 3	16236-KZK-901	74 8	22361-K27-V02	67 3		
	107 1	12315-KZN-900	48 3	14531-GCC-000	53 4	16950-KRP-981	111 1	22361-KWP-D00	65 3		
06430-KWP-D00	105 1	12361-KPL-900	74 5	14560-KCW-880	53 5	16952-KRP-980	111 2	22401-KGG-910	64 4		
	107 1	12391-KWP-900	48 4	14611-KWP-900	53 6			18645-KVY-900	65 4		
				14711-KVY-900	51 8	17000		18651-KPL-840	67 4		
11000		13000		14721-KVY-900	51 9	17110-KWP-900	49 8	18652-KZK-900	67 5		
		13000-KWP-900	76 1	14751-KWP-900	51 10	17110-KWP-D00	49 8	18653-KWP-900	64 5		
11100-KVT-G00	55 1	13000-KWP-D01	76 1	14771-GB4-680	51 11	17113-KWP-900	49 9	18805-KPL-900	65 5		
11100-KWP-900	55 1	13000-KWP-D02	76 1	14775-KWP-900	51 12	17210-KVT-940	121 1	18807-KPL-900	65 6		
11100-KWP-D01	55 1	13011-KWP-900	76 2	14781-KPL-900	51 13	17210-KVT-D00	121 1	22804-148-000	67 6		
11103-K24-G00	55 2	13011-KWP-D00	76 2			17212-GEE-000	121 2		64 6		
	74 1	13012-KWP-900	76 2	15000		17216-KVT-940	121 3	23000			
11103-KWP-900	55 2	13012-KWP-D00	76 2	15021-436-000	58 10	17216-KVT-G00	121 3	19510-KWP-900	57 1		
	74 1	13013-KWP-900	76 2	15100-KTP-900	58 1	17225-KVT-940	121 4	19510-KWP-D00	57 1		
11200-KVT-G00	74 2	13013-KWP-D00	76 2	15133-KVY-900	58 2	17225-KVT-D00	121 4	19610-KWP-900	47 1		
11200-KWP-900	74 2	13014-KWP-900	76 2	15135-KVY-900	58 3	17225-KVT-G00	121 4	19610-KWP-D00	47 11		
11200-KWP-D00	74 2	13015-KWP-900	76 2	15135-KWP-F00	58 3	17234-KCC-941	121 5	19621-KVT-940	47 2		
11200-KWP-D01	74 2	13021-KWP-D00	76 2	15421-KPL-900	74 6	17234-KVT-940	121 6	19621-KWP-D00	47 2		
11203-GC7-300	74 3	13022-KWP-D00	76 2	15426-KCW-880	74 7	17234-KVT-D00	121 6	19625-KVT-940	47 3		
11203-K24-G00	74 3	13023-KWP-D00	76 2	15651-K24-G00	55 4	17234-KVT-G00	121 6	19625-KWP-D00	47 3		
11203-KWP-D00	74 3	13031-KWP-D00	76 2	15651-KWP-900	55 4	17235-KVT-940	121 7	19631-KVT-940	47 4		
11204-GCC-000	74 4	13032-KWP-D00	76 2			17235-KVT-D00	121 7	19631-KVT-D00	47 4		
11204-KWP-D00	74 4	13033-KWP-D00	76 2	16000		17235-KVT-G00	121 7	19639-GBC-000	47 5		
11211-KWP-900	48 1	13041-KWP-D00	76 2	16010-K24-901	78 1	17253-KVT-G00	121 8				
11220-GCC-000	69 1	13042-KWP-D00	76 2	16010-KVT-901	78 1	17253-KWP-900	121 8	21000			
	71 1	13043-KWP-D00	76 2	16012-KVT-941	78 2	17254-KWP-D00	122 14	21200-KZK-900	69 2		
	73 1	13051-KWP-D00	76 2	16012-KVT-D01	78 2	17316-611-000	113 1		71 2		
11230-K74-N00	61 10	13052-KWP-D00	76 2	16012-KWP-E01	78 2	17316-KWP-E00	113 1		73 2		
11230-KZK-900	61 1	13053-KWP-D00	76 2	16013-KRB-901	78 3	17500-KWP-305	111 3	21395-KWP-901	69 3		
11233-KZK-900	84 2	13101-KWP-900	76 3	16015-K24-901	78 4	17500-KWP-900	111 3		71 3		
	86 2	13101-KWP-D00	77 3	16015-KVT-901	78 4	17500-KWP-E00	111 3		73 3		
11341-KZK-900	61 2	13102-KWP-900	76 3	16016-KPH-901	78 5	17505-KZK-900	111 4		73 3		
11341-KZK-D00	61 2	13102-KWP-D00	77 3	16016-KRS-901	78 6	17515-KWP-900	111 5	23226-K27-V02	67 11		
11342-KWP-900	61 3	13103-KWP-900	76 3	16022-KWP-901	78 6	17525-KTP-900	111 6	23226-KPL-900	64 11		
11342-KWP-D00	61 3	13103-KWP-D00	77 3	16022-KWP-E01	78 6	17620-KRP-980	111 7	23226-KVB-900	65 11		
11344-GW3-980	61 4	13104-KWP-900	76 3	16028-KPL-901	78 7	17622-GB7-900	113 2	23233-KWP-900	64 12		
11345-KWP-900	126 1	13104-KWP-D00	77 3	16037-KRS-601	78 8	17632-383-831	111 8	23233-KWP-D00	65 12		
11345-KWP-G00	126 1	13105-KWP-900	76 3	16041-KPL-901	78 9	17683-KWP-900	111 9	23233-KWP-D02	67 12		
11346-KCW-870	126 2	13105-KWP-D00	77 3	16060-KWP-901	78 10	17683-KWP-D01	111 9	23237-KPL-900	64 13		
11361-GFC-770	55 3	13111-087-000	77 4	16075-KZK-901	78 11	17684-KWP-900	111 10	23237-KWP-D00	65 13		
11361-KVY-900	55 3	13111-KWS-900	77 4	16076-KPL-901	78 12	17684-KWP-D00	111 10	23237-KWP-D02	67 13		
		13115-001-000	77 5	16100-KZK-901	78 13	17950-KWP-900	86 3	23238-KWP-900	64 14		
12000		13115-KWS-900	77 5	16100-KZK-D01	78 13			22100-KWP-900	65 14		
				16100-KZK-D21	78 13	17950-KWP-F00	86 3	22100-KWP-D01	65 1		
12101-KWP-900	54 1	14000		16100-KZK-F01	78 13			22109-KWP-D02	67 1		
12101-KWP-D00	54 1				79 13	18000		22109-KZL-840	67 4		
12191-GCC-900	54 2	14100-KWP-901	51 2		79 14	18292-GY1-610	114 1	22110-KWP-900	62 5		
12191-KWP-D00	54 2	14100-KWP-D00	51 2	16119-KPL-901	79 15	18292-KTP-900	114 2	22110-KWP-D00	62 5		
12200-KWP-900	49 1	14100-KWP-D01	51 2	16119-KWP-901	79 15	18293-KVT-900	114 3	22113-KWP-900	62 6		
12200-KWP-D00	49 1	14321-KWP-900	51 3	16148-KPL-901	79 16	18300-KZK-900	114 4	22113-KWP-D00	62 6		
12204-KWP-P00	49 2	14401-KWP-901	53 1	16155-KPL-901	79 17	18300-KVT-D00	114 4	22123-KWN-780	62 7		
12206-KPL-900	49 3	14430-KWP-900	51 4	16163-GFP-901	79 18	18300-KVT-D00	114 4	22123-KWP-900	62 7		
12209-GB4-682	51 1	14440-KWP-900	51 5	16163-KWS-901	79 18	18300-KZK-900	114 4	22131-KWP-900	62 8		
12209-KWP-D01	51 1	14451-KVY-900	51 6	16165-KVT-D01	79 19	18300-KZK-D20	114 4	22131-KWP-D00	62 8		
	49 4	14461-GCC-000	51 6	16165-KWP-901	79 19	18318-KVT-G00	114 13	22350-KWP-900	64 2		
				16199-KZK-901	79 20				65 2		
								23421-KWP-D00	69 5		
								23421-KVP-G00	71 5		
								23421-KWP-D00	69 5		
								23421-KWP-F20	71 5		
								23422-GCC-000	69 6		
								23422-KWP-D00	69 6		
								23422-KWP-F00	71 6		
								23422-KWP-F20	64 6		

4





# PART NO. INDEX

Part Number	Page	Ref.	Part Number	Page	Ref.	Part Number	Page	Ref.	Part Number	Page	Ref.	Part Number	Page	Ref.
86642-KZK-F40ZB	130	9	89000			90164-KPL-900	124	13				92900-06016-0B	50	19
	131	9				90201-GCC-000	49	13				92900-06035-0B	50	20
86642-KZK-F40ZC	130	9	89012-KWP-900	109	11	90202-KNT-670	67	15	90608-KVT-901	63	18	91201-KPL-901	55	6
	131	9	89102-KPL-900	127	2	90202-KPL-900	64	15	90651-KWP-F00	111	15	91201-KWP-D01	55	6
86642-KZK-F40ZD	131	9	89103-KPL-900	127	3		65	15		113	12	91201-KWP-D02	55	6
86643-KZK-D20ZA	131	14	89215-KWP-900	127	4	90206-KPL-900	51	16	90652-KPL-901	124	14	91202-KJ9-003	75	15
86643-KZK-D20ZB	131	14	89216-KB7-000	127	9	90301-KWN-901	91	9	90652-KWP-F00	111	16	91202-KWP-901	75	16
86643-KZK-D20ZC	131	14	89216-KTP-900	127	5		118	10	90653-KWP-F00	48	10	91202-KWP-D01	75	16
86643-KZK-D20ZD	131	14	89216-KWP-D00	127	5	90304-KCS-920	89	6		122	13	91202-KWP-D02	75	16
86643-KZK-F40ZA	131	10				126	10	90657-KRP-901		119	12	91203-KPL-901	70	11
86643-KZK-F40ZB	131	10	90000			90304-KPL-900	85	30		124	15		71	11
86643-KZK-F40ZC	131	10					87	38	90666-SDA-A01	95	14		73	11
86643-KZK-F40ZD	131	10	90001-KPL-900	58	6	90304-KTE-911	89	6	90672-KPL-901	57	8	91203-KWP-D01	75	15
86644-KZK-D20ZA	131	15	90002-KGH-900	57	6		115	10	90677-KAN-T00	96	7	91203-KWP-D02	75	15
86644-KZK-D20ZB	131	15	90004-KGF-910	50	19		126	10		100	17	91204-KWP-D01	70	11
86644-KZK-D20ZC	131	15	90005-KY7-000	53	7	90304-MJ0-920	114	7	90682-KWP-F00	113	9		71	11
86644-KZK-D20ZD	131	15	90008-KPL-900	74	9	90305-KWP-901	108	13	90682-SAO-670	113	9	91211-GFC-771	66	21
86644-KZK-F40ZA	131	11	90012-333-000	51	14	90306-KST-942	104	8	90683-GAZ-003	93	10		68	21
86644-KZK-F40ZB	131	11	90012-KWW-740	51	14	90306-KTE-911	104	8	90683-KPP-N00	93	10	91211-K24-901	66	21
86644-KZK-F40ZC	131	11	90017-KPL-900	48	5	90307-GW3-980	80	10	90701-KPL-900	49	16		68	21
86644-KZK-F40ZD	131	11	90031-KWP-900	55	5	90308-KPL-840	114	7		54	3	91211-KWP-901	64	21
86831-KZK-D20ZA	132	16	90031-KWP-D00	55	5	90309-KTE-911	101	25		58	7	91225-KWP-D01	70	12
86831-KZK-D20ZB	132	16	90032-KWP-900	74	10	90310-KPL-900	85	31		61	6		71	12
86831-KZK-D20ZC	132	16	90032-KWP-D00	74	10		87	39		69	8		73	12
86831-KZK-D20ZD	132	16	90035-166-008	81	11	90311-KTE-910	112	8		71	8	91225-KWP-D02	70	12
86831-KZK-F40ZA	131	12				90312-KVT-900	114	8		73	8		71	12
86831-KZK-F40ZB	131	12	90083-KRM-840	51	15	90312-KZK-950	91	10	90741-KPL-900	77	6		73	12
86831-KZK-F40ZC	131	12				90344-KRP-900	93	9	90862-GCC-000	126	11	91251-GZ5-003	101	27
86831-KZK-F40ZD	131	12	90101-KY6-008	81	12		95	13	90862-KWP-G00	110	18	91251-KWP-901	104	10
86832-KZK-D20ZA	132	17					96	6		126	11	91253-KPL-900	106	18
86832-KZK-D20ZB	132	17	90102-KPL-900	101	23		118	11	90912-KPL-900	104	9	91255-KPL-901	70	12
86832-KZK-D20ZC	132	17	90102-KVT-900	85	28		133	13				91301-HM5-630	53	8
86832-KZK-D20ZD	132	17				90344-KTE-910	89	7	91000			91302-001-020	75	17
86832-KZK-F40ZA	131	13	90103-KVH-900	80	9		100	16				91304-KWP-900	49	17
86832-KZK-F40ZB	131	13	90105-KJ9-000	126	8	90401-GCC-000	49	14	91006-KWP-901	69	9	91306-105-690	53	9
86832-KZK-F40ZC	131	13	90105-KTP-900	109	12	90401-KWP-F00	55	10		71	9	91307-035-000	55	7
86832-KZK-F40ZD	131	13	90106-GCC-000	126	9	90402-KWP-900	49	15		73	9	91307-639-000	55	8
86833-K43-900ZA	132	18	90107-KTL-740	93	7	90410-GCC-000	57	7		74	12	91308-GFM-900	50	18
86833-KWP-D00ZA	130	7	90109-KPL-900	115	9	90412-KZL-840	63	15	91007-KWP-901	75	13	91309-KEE-630	59	8
			90109-KTL-740	94	10	90426-KVB-900	63	16	91008-KWP-901	69	10	91351-642-000	64	22
			90109-MZ5-008	81	13	90441-GY6-940	64	16	91008-KWP-D01	69	10		66	22
87000							65	16		70	10		68	22
							67	16		71	10	91351-GR1-000	64	23
87505-KWP-900	133	12	90111-KPL-900	91	8	90443-KPL-900	103	8		73	10		66	23
87505-KWP-G00	128	1	90111-KWP-900	93	8	90451-KVT-900	63	17	91008-KWP-D02	69	10		68	23
87505-KZK-900	128	1				90464-K27-V02	67	17		70	10	91352-671-003	82	14
87505-KZK-F00	128	1				90474-333-000	74	11		71	10		83	14
87509-KWP-900	128	2				90474-KWP-F00	74	11		73	10	91405-KPL-900	126	12
87560-MZ0-670	128	3				90501-KC2-750	113	8	91008-KWP-D03	70	10	91509-GE2-760	96	8
						90501-KPL-900	108	14		71	10		100	18
88000			90112-KPL-900	108	11	90502-KWP-900	89	8		73	10		109	14
			90112-KRP-900	109	13	90510-KVT-G00	114	14	91009-KVY-961	64	19	91540-KWP-901	57	13
88110-KZK-F01	87	45	90115-KPL-900	85	29	90543-MV9-670	48	6		65	19			
88113-KRP-N40	85	25				90601-KWP-900	64	17		67	19	92000		
	87	30	90115-KRP-980	87	35		65	17	91104-KCW-880	75	14			
88120-KZK-F01	87	46	90115-KZN-910	87	36		48	8	91109-KVY-901	64	20	94030-12200	64	24
88210-KZK-901	85	26	90116-SPO-003	95	12	90601-KWP-F00	48	8		66	20		66	24
	87	31	90118-KWP-910	87	37	90602-KPL-900	48	7		67	20	92101-06020-4J	125	26
88220-KZK-901	85	27	90121-KPL-900	103	7	90605-166-720	64	18		66	20	92201-08032-0A	116	4
	87	32	90164-KEE-630	124	13					67	20	92201-08045-0A	134	8
									91109-KVY-902	66	20	92800-12000	55	9
												94030-14200	63	19
												94050-06000	50	21

4

## PART NO. INDEX

Part Number	Page	Ref.	Part Number	Page	Ref.	Part Number	Page	Ref.	Part Number	Page	Ref.	Part Number	Page	Ref.	Part Number	Page	Ref.
94050-06000	106	20	95701-06080-00	56	14	96001-06028-00	50	25									
	109	16	95701-06100-00	50	24	96001-06035-00	59	11									
	113	11	95701-06115-00	56	15		60	7									
94050-06080	93	12	95701-08012-00	75	19		61	8									
	95	16	95701-08025-07	115	13	96001-06075-00	61	9									
94050-08000	134	9	95701-08028-00	100	22	96100-62010-00	69	9									
94050-10000	57	9	95702-06012-00	124	16		71	9									
94101-06700	114	10	95702-06012-08	110	17		73	9									
94102-12000	115	11		113	13		75	12									
94103-05800	91	12		119	7	96100-62020-00	75	13									
94103-08800	134	10		120	8	96100-63010-00	70	15									
94109-12000	55	10		124	17		72	15									
94201-25250	115	12	95702-06014-00	50	22		73	15									
94301-08200	55	11	95702-06016-00	57	10	96211-05000	101	29									
94305-30142	134	11		75	18	96211-08000	101	1									
94305-30282	134	12	95702-06016-08	124	18	96220-30168	58	9									
			95702-06018-00	50	23	96600-06016-00	57	11									
95000			95702-06020-08	113	15												
			95702-06022-00	53	10	98000											
95002-02070	111	15		55	12												
	113	12	95702-06025-00	93	13	98200-31000	124	20									
95002-02080	111	16	95702-06030-00	70	13		125	29									
95002-02120	48	8		72	13	98200-31500	125	27									
95002-02130	48	10		73	13		30										
	121	13	95702-06032-00	106	23												
95002-02659	79	24	95702-06035-00	106	24	99000											
95002-50000	111	17	95702-06040-00	70	14												
95003-12046-10	119	6		72	14	99001-08120	127	6									
95015-32001	106	21		73	14	99001-10140	127	7									
	108	15	95702-06055-00	56	13	99008-01600	127	8									
95015-42000	106	22	95702-06080-00	56	14	99101-GCK-0850	79	25									
	108	16	95702-06100-00	50	24	99101-KSS-0880	79	25									
95018-40250	122	14	95702-06115-00	56	15	99101-KWP-0900	79	25									
95701-06012-00	124	16	95702-08012-00	75	19	99103-KWP-0350	79	26									
95701-06012-08	110	17	95702-08025-07	115	13												
	113	13	95702-08028-00	100	22												
	119	7	95801-08055-08	101	28												
	120	8	95801-10025-07	115	14												
	124	17	95801-10035-00	116	5												
95701-06014-00	50	22	95801-10040-07	114	11												
95701-06016-00	57	10	95801-10055-08	89	11												
	75	18	95801-10070-07	115	17												
95701-06016-08	124	18	95802-08055-08	101	28												
95701-06018-00	50	23	95802-10025-07	115	14												
95701-06020-00	125	36	95802-10035-00	116	5												
95701-06020-08	113	15	95802-10040-07	114	11												
95701-06022-00	53	10	95802-10055-08	89	11												
	55	12	95802-10070-07	115	17												
95701-06025-00	93	13															
	95	17	96000														
95701-06030-00	70	13															
	71	13	96001-06010-00	85	33												
	73	13		87	42												
95701-06032-00	106	23	96001-06010-07	114	12												
95701-06035-00	106	24	96001-06014-00	48	9												
95701-06040-00	70	14	96001-06016-00	57	11												
	72	14	96001-06018-00	124	19												
	73	14	96001-06022-00	57	12												
95701-06055-00	55	13	96001-06025-07	47	10												

## PART NAME INDEX

Part name	Page	Ref.	Part name	Page	Ref.	Part name	Page	Ref.
[ A ]			BELT, DRIVE .....	64	7	BOLT, FLANGE, 6X25 .....	47	10
AID KIT, FIRST .....	127	1		65	7		93	13
ARM ASSY., KICK STARTER .....	115	1	BODY COMP., FRAME .....	126	3	BOLT, FLANGE, 6X28 .....	50	25
ARM COMP., EX. VALVE ROCKER ..	51	5	BOLT-WASHER, 6X12 .....	91	11	BOLT, FLANGE, 6X30 .....	70	13
ARM COMP., FR. BRAKE .....	105	11		109	15		71	13
	106	27		111	14		72	13
ARM COMP., IN. VALVE ROCKER ..	51	4		112	9		73	13
ARM COMP., RR. BRAKE LOCK .....	87	26	BOLT-WASHER, 6X16 .....	96	9	BOLT, FLANGE, 6X32 .....	106	23
ARM SET, L. PIVOT .....	101	10	BOLT-WASHER, 6X20 .....	47	8		108	11
ARM SET, R. PIVOT .....	101	8		85	32	BOLT, FLANGE, 6X35 .....	59	11
ARM, FR. BRAKE .....	105	10		87	40		60	7
ARM, RR. BRAKE .....	107	8		114	9		61	8
AXLE, FR. WHEEL .....	105	2	BOLT-WASHER, 6X25 .....	96	10		106	24
[ B ]			BOLT-WASHER, 6X30 .....	113	10	BOLT, FLANGE, 6X40 .....	70	14
BAG, SERVICE BOOK .....	109	8	BOLT-WASHER, 6X32 .....	96	11		72	14
BAG, TOOL, 160MM .....	127	8	BOLT-WASHER, 6X40 .....	121	11		73	14
BALL, STEEL, #5 .....	101	29	BOLT-WASHER, 8X30 .....	100	22	BOLT, FLANGE, 6X55 .....	55	13
BALL, STEEL, #8 .....	101	1	BOLT A, STUD, 7X193.5 .....	55	5		56	13
BAND B1, WIRE .....	84	5	BOLT B, STUD, 7X198 .....	74	10	BOLT, FLANGE, 6X75 .....	61	9
	86	4	BOLT B, STUD, 7X198.5 .....	74	10	BOLT, FLANGE, 6X80 .....	56	14
BAND COMP., BATTERY .....	119	5	BOLT, ADAPTER, 8MM .....	85	28	BOLT, FLANGE, 8X12 .....	75	19
	120	5		87	33	BOLT, FLANGE, 8X25 .....	115	13
BAND, AIR CLEANER CONNECTING			BOLT, ADJUSTER .....	80	9	BOLT, FLANGE, 8X28 .....	100	22
TUBE	122	14	BOLT, DRAIN PLUG, 12MM .....	55	9	BOLT, FLANGE, 8X55 .....	101	28
BAND, BATTERY .....	119	5	BOLT, FAIRING SETTING .....	94	10	BOLT, HEAD COVER .....	48	5
BAND, HANDLE BRACKET .....	84	19	BOLT, FLANGE, 10X210 .....	126	8	BOLT, HEX., 6X20 .....	125	26
	87	20	BOLT, FLANGE, 10X238 .....	126	9	BOLT, HEX., 6X30 .....	58	6
BAND, L. COVER DUCT .....	126	2	BOLT, FLANGE, 10X25 .....	115	14	BOLT, HEX., 8X32 .....	103	7
BAND, TOOL .....	109	11	BOLT, FLANGE, 10X35 .....	116	5		116	4
BAR COMP., SIDE STAND .....	115	5	BOLT, FLANGE, 10X40 .....	114	11	BOLT, HEX., 8X45 .....	134	8
BASE COMP., RR. .....	118	5	BOLT, FLANGE, 10X55 .....	89	11	BOLT, INNER COVER .....	91	8
BATTERY ASSY. ....	119	1	BOLT, FLANGE, 10X70 .....	115	17		93	8
	120	1	BOLT, FLANGE, 5X14 .....	57	6		95	11
BEARING, NEEDLE, 20X29X18 .....	64	20	BOLT, FLANGE, 6X10 .....	85	33		96	5
	66	20		87	42		100	15
	67	20	BOLT, FLANGE, 6X100 .....	114	12		112	7
BEARING, RADIAL BALL, 6004UU ..	69	10	BOLT, FLANGE, 6X115 .....	50	24	BOLT, KNOCK, 5MM .....	51	15
	70	10	BOLT, FLANGE, 6X12 .....	56	15		57	6
	71	10		110	17		57	6
	73	10		113	13	BOLT, MAIN STAND SPRING .....	74	9
BEARING, RADIAL BALL, 6201 ...	69	9		119	7	BOLT, SIDE STAND PIVOT .....	115	9
	71	9		120	8	BOLT, SOCKET, 6X16 .....	57	11
	73	9	BOLT, FLANGE, 6X14 .....	124	16	BOLT, STUD, 6X16 .....	50	19
	74	12		17	17	BOLT, STUD, 6X35 .....	50	20
	75	12		48	9	BOLT, STUD, 7X17 .....	50	19
BEARING, RADIAL BALL, 6201U ..	104	9	BOLT, FLANGE, 6X16 .....	50	22	BOOT, BRAKE LEVER ROD .....	87	23
BEARING, RADIAL BALL, 6202 ...	75	13		57	10	BOSS, DRIVE FACE .....	62	3
BEARING, RADIAL BALL, 6204 ...	75	14		75	18	BOX ASSY., INNER .....	133	3
BEARING, RADIAL BALL, 6301 ...	70	15	BOLT, FLANGE, 6X18 .....	124	18	BOX ASSY., LUGGAGE .....	110	19
	72	15		50	23	BOX SET, INNER .....	133	8
	73	15		109	13	BOX, BATTERY LOWER .....	119	3
	73	15		124	19	BOX, BATTERY UPPER .....	119	2
BEARING, RADIAL BALL, 6902U ..	64	19	BOLT, FLANGE, 6X20 .....	124	19	BOX, LUGGAGE .....	109	9
	65	19		113	15	BOX, RELAY LOWER .....	119	9
	67	19	BOLT, FLANGE, 6X22 .....	125	36	BOX, RELAY UPPER .....	119	8
				53	10		120	2
				55	12	BRACKET ASSY., FR. ....	60	4
				57	12	BRACKET COMP., FR. ....	59	12

# PART NAME INDEX

Part name	Page	Ref.	Part name	Page	Ref.	Part name	Page	Ref.
BRACKET, HANDLE .....	84	18	CASE COMP., UPPER .....	83	8	COLLAR, BRAKE ARM COVER .....	105	13
BRACKET, L. BRAKE LEVER .....	87	19	CASE SUB ASSY., AIR CLEANER ...	121	4	COLLAR, CUSHION RUBBER BUSH ...	103	4
BRACKET, SIDE STAND .....	115	6	CASE, BATTERY .....	119	10	COLLAR, FR. AXLE DISTANCE .....	104	5
		16		120	6	COLLAR, FR. FENDER .....	92	1
BULB, HEADLIGHT .....	80	7	CATCH COMP., SEAT .....	109	6		94	1
BULB, TAIL & STOP LIGHT .....	118	8	CHAIN, CAM .....	53	1	COLLAR, FR. WHEEL SIDE .....	104	4
BULB, WEDGE BASE .....	80	5	CHAMBER SET, FLOAT .....	78	4	COLLAR, HANDLE SETTING .....	88	2
	81	1	CIRCLIP, 7MM .....	64	18	COLLAR, HORN SETTING .....	125	33
		2		65	18	COLLAR, KICK BOSS .....	62	13
	83	1		67	18	COLLAR, PILLION STEP SETTING ..	121	9
		2	CIRCLIP, EXTERNAL, 16MM .....	63	18	COLLAR, RR. FENDER SETTING ...	133	2
BULB, WINKER LIGHT .....	117	5	CIRCLIP, INTERNAL, 28MM .....	64	17	COLLAR, RUBBER BUSH .....	102	3
	118	7		65	17		103	4
BUSH, ENGINE HANGER RUBBER ...	55	2		67	17		116	3
	74	1	CLAMP .....	81	5	COLLAR, SEAL .....	64	13
BUSH, FR. CUSHION UNDER .....	102	2		83	5		65	13
BUSH, FR. CUSHION UPPER .....	103	6	CLAMPER COMP., RR. BRAKE CABLE	61	1		67	13
BUSH, KICK SPINDLE .....	62	12			10	COLLAR, SIDE STAND .....	115	15
BUSH, PIVOT ARM .....	101	9	CLAMPER, OVER FLOW .....	74	8	COLLAR, SPRING .....	64	14
BUSH, RR. CUSHION RUBBER .....	116	2	CLAMPER, THROTTLE CABLE .....	48	3		65	14
BUSH, RR. CUSHION UNDER RUBBER	74	3	CLAMPER, WIRE HARNESS .....	57	5		67	14
BUSH, RUBBER .....	103	6	CLAMP, BRAKE CABLE .....	84	2	COLLAR, TAILLIGHT SETTING .....	47	6
	116	2		86	2	COTTER, VALVE .....	51	13
			CLAMP, CANISTER HOSE .....	113	9	COUNTERSHAFT .....	69	5
			CLAMP, TUBE .....	48	7		71	5
				121	10		73	5
				126	12	COVER COMP., CYLINDER HEAD ....	48	2
[ C ]			CLIP A, HARNESS .....	80	1	COVER COMP., FAN .....	47	1
CABLE COMP., CHOKE .....	84	3		118	1			11
	86	3	CLIP B, HARNESS .....	80	1	COVER COMP., RR. HANDLE .....	88	4
CABLE COMP., FR. BRAKE .....	84	13		118	2	COVER SET, FR. ....	92	2
CABLE COMP., L. FR. BRAKE ....	86	13	CLIP, A.C. GENERATOR CORD .....	57	4		94	2
CABLE COMP., RR. BRAKE .....	84	12	CLIP, BODY .....	57	8	COVER SET, FR. HANDLE .....	88	3
	86	12	CLIP, BREATHER TUBE .....	113	1		89	13
CABLE COMP., R. FR. BRAKE ....	87	14	CLIP, BUMPER SEAL .....	95	12	COVER SET, L. BODY .....	99	8
CABLE COMP., SPEEDOMETER .....	81	10	CLIP, GENERATOR CORD .....	57	4	COVER SET, L. FLOOR SIDE .....	97	14
	83	10	CLIP, HARNESS BAND .....	57	13	COVER SET, R. BODY .....	98	7
CABLE SET, THROTTLE .....	84	1	CLIP, HEADLIGHT .....	80	8		99	7
	86	1	CLIP, PISTON PIN .....	77	5	COVER SET, R. FLOOR SIDE .....	96	13
CABLE, SEAT LOCK .....	98	3	CLIP, PISTON PIN, 12MM .....	77	5		97	13
CABLE, TIE .....	119	12	CLIP, SNAP FITTING .....	95	14	COVER SUB ASSY., AIR CLEANER ..	121	7
	124	14	CLIP, TRIM .....	93	10	COVER, AIR CLEANER DUCT .....	121	6
		15	CLIP, TUBE .....	48	8	COVER, BRAKE ARM .....	105	12
CAMSHAFT COMP. ....	51	2			10	COVER, CARBURETOR MAINTENANCE ..	109	10
CAM, FR. BRAKE .....	105	8		79	24	COVER, CENTER .....	98	6
	107	6		111	15	COVER, C.D.I. UNIT .....	120	3
CAM, RR. BRAKE .....	107	6		121	13	COVER, FR. ....	94	3
CAP ASSY., NOISE SUPPRESSOR ..	123	4		122	13	COVER, FR. LOWER .....	93	4
CAP COMP., FUEL FILLER .....	111	7	CLIP, VALVE GUIDE .....	49	3		94	6
CAP, CHOKE DUST .....	79	16	COCK ASSY., FUEL .....	111	1	COVER, FR. TOP .....	94	4
CAP, FR. FORK DISTANCE COLLAR	101	12	COIL ASSY., IGNITION .....	124	21	COVER, INNER .....	93	5
CAP, LOCK NUT .....	85	25	COIL COMP., IGNITION .....	123	3		94	7
	87	30	COLLAR B, HANDLE SETTING .....	89	8	COVER, L. BODY SIDE .....	99	12
CAP, TAPPET ADJUSTING HOLE ...	74	5	COLLAR, 9.5X10 .....	114	8	COVER, L. BRAKE LEVER BRACKET ..	87	21
CARBURETOR ASSY. ....	78	13	COLLAR, 9.5X6.0 .....	91	10	COVER, L. FLOOR SIDE .....	96	4
	79	13	COLLAR, ARM PIVOT .....	101	11	COVER, L. PIVOT .....	101	6
CASE COMP. ....	81	6				COVER, L. RR. SIDE .....	99	13
	83	6				COVER, L. SIDE .....	61	2
CASE COMP., MISSION .....	69	2				COVER, OIL PUMP .....	55	3
	71	2						
	73	2						





## PART NAME INDEX

Part name	Page	Ref.	Part name	Page	Ref.	Part name	Page	Ref.
COVER, RR. BRAKE LOCK LEVER ..	87	27	FACE SET, MOVABLE DRIVEN .....	64	9	[ H ]		
COVER, RR. CENTER .....	100	23		65	9	HANDLE COMP., STEERING .....	88	1
COVER, RUBBER .....	80	3	FACE, DRIVE .....	67	9	HARNES COMP., STARTING MOTOR ..	59	7
COVER, R. BODY SIDE .....	99	10	FAN COMP., COOLING .....	57	1		60	5
COVER, R. FLOOR SIDE .....	96	3	FENDER A, FR. ....	91	6	HARNES, WIRE .....	123	6
COVER, R. PIVOT .....	101	5	FENDER B, FR. ....	91	7	HEADLIGHT UNIT .....	80	2
COVER, R. RR. SIDE .....	99	11	FENDER SET, FR. ....	90	4	HEAD COMP., CYLINDER .....	49	1
COVER, SEAT LOCK CABLE .....	100	14		5		HINGE, SEAT .....	109	3
COVER, SUB AIR CLEANER .....	112	2		91	5	HOLDER COMP., STARTER PINION ..	59	2
COVER, UNDER .....	96	1	FENDER SET, RR. ....	112	6		60	2
CRANKCASE COMP., L. ....	74	2	FENDER, RR. ....	112	5	HOLDER, NEEDLE JET .....	79	19
CRANKCASE COMP., R. ....	55	1	FIN, DRIVE FACE .....	62	6	HOOK, LUGGAGE .....	99	9
CRANKSHAFT COMP. ....	76	1	FLOAT SET .....	78	3	HORN COMP. ....	123	10
CUSHION ASSY., L. FR. ....	103	5	FLYWHEEL COMP. ....	57	2		125	32
CUSHION ASSY., RR. ....	116	1	FORK SUB ASSY., FR. ....	101	7	HOSE, AIR SUCTION VALVE .....	113	5
CUSHION ASSY., R. FR. ....	102	1	FUEL UNIT .....	111	11	HOUSING, UNDER THROTTLE .....	84	17
CUSHION, C.D.I. UNIT .....	123	1	FUSE, BLADE .....	124	20		87	18
CYLINDER .....	54	1		125	27	HOUSING, UPPER THROTTLE .....	84	16
C.D.I. UNIT .....	123	2		29			87	17
	125	28		30				
[ D ]			[ G ]			[ I ]		
DOWEL PIN, 8X20 .....	55	11	GASKET A, CARBURETOR INSULATOR	49	7	INDICATOR, FR. BRAKE .....	105	9
DOWEL PIN, SPECIAL, 8X14 .....	49	16	GASKET SET .....	78	1	INNER, INNER BOX .....	133	5
	54	3	GASKET, AIR FEED PIPE .....	49	11	INSULATOR A, CARBURETOR .....	49	5
	58	7	GASKET, CYLINDER .....	54	2	INSULATOR B, CARBURETOR .....	49	6
	61	6	GASKET, CYLINDER HEAD .....	49	4	[ J ]		
	69	8	GASKET, CYLINDER HEAD COVER ...	48	4	JET COMP. ....	79	26
	71	8	GASKET, EX. PIPE .....	114	1	JET, MAIN, #85 .....	79	25
DRIVER, SCREW .....	127	2	GASKET, FLOAT CHAMBER .....	79	18	JET, MAIN, #88 .....	79	25
DRIVESHAFT .....	69	4	GASKET, TENSIONER LIFTER .....	53	5	JET, MAIN, #90 .....	79	25
	71	4	GASKET, TRANSMISSION CASE .....	69	3	JOINT B, BRAKE ARM .....	106	21
	73	4		71	3		108	15
DUCT, L. COVER .....	126	1	GAUGE, OIL LEVEL .....	55	4	JOINT, BRAKE ARM .....	105	15
DUST SEAL, 20X32X5 .....	104	10	GEAR COMP., FINAL .....	69	7		106	28
DUST SEAL, 41X60X7 .....	106	18		71	7	JOINT, FUEL TUBE .....	111	6
DUST SEAL, BRAKE CAM .....	105	7	GEAR COMP., KICK DRIVEN .....	62	10	[ K ]		
DUST SEAL, STEERING HEAD .....	101	21	GEAR SET, SPEEDOMETER .....	106	25	KEY SET, INNER BOX .....	133	11
[ E ]			GEAR, COUNTERSHAFT .....	69	6	KEY & SCREW SET .....	123	8
ELEMENT, AIR CLEANER .....	121	1		71	6	KEY, BLANK .....	123	9
ELEMENT, SUB AIR CLEANER .....	112	1	GEAR, OIL PUMP DRIVEN .....	58	2	KEY, SEAT LOCK .....	98	2
EMBLEM, L. BODY COVER .....	130	5	GEAR, SPEEDOMETER .....	105	4	KEY, WOODRUFF .....	77	6
EMBLEM, PRODUCT .....	88	5	GRIP .....	127	3	[ L ]		
EMBLEM, R. BODY COVER .....	129	4	GRIP COMP., THROTTLE .....	84	14	LABEL, AIR CLEANER ELEMENT		
EQUALIZER COMP. ....	87	25		87	15	NOTICE	128	2
E-RING, 3MM .....	84	4	GRIP, L. HANDLE .....	84	15	LABEL, DRIVE .....	128	3
				87	16	LABEL, TIRE .....	128	1
[ F ]			GRIP, RR. ....	98	5	LABEL, TYRE .....	133	12
FACE COMP., MOVABLE DRIVE .....	62	5	GROMMET, DRAIN HOLE, 25MM .....	47	7	LENS COMP., L. ....	117	4
FACE SET, DRIVEN .....	64	8	GUIDE, CAM CHAIN .....	53	6	LENS COMP., METER .....	81	8
	65	8	GUIDE, VALVE .....	49	2	LENS COMP., R. ....	117	2
	67	8				LENS, RR. COMBINATION .....	118	4

## PART NAME INDEX

Part name	Page	Ref.	Part name	Page	Ref.	Part name	Page	Ref.
LEVER COMP., PARKING .....	85	23	NUT, FLANGE, 6MM .....	50	21	OUTER COMP., CLUTCH .....	64	1
LEVER, L. HANDLE .....	84	21		93	12		65	1
LEVER, L. STEERING HANDLE ....	87	24		95	16		67	1
LEVER, R. STEERING HANDLE ....	84	20		106	20	OUTER, INNER BOX .....	133	4
	87	22		109	16			
LID, INNER BOX .....	133	9		113	11	[ P ]		
LIFTER ASSY., TENSIONER .....	53	3	NUT, FLANGE, 8MM .....	134	9	PACKING, BASE .....	111	12
LIGHT ASSY., POSITION .....	80	12	NUT, HEX., 12MM .....	64	24	PACKING, FUEL FILLER CAP .....	111	8
LINK SUB ASSY., ENGINE HANGER	126	5		66	24	PACKING, PROTECTOR .....	114	2
LOCK NUT, R. MIRROR .....	85	31		68	24	PANEL SUB COMP., FR. BRAKE .....	105	5
	87	39	NUT, HEX., 14MM .....	63	19	PIECE SET, SLIDE .....	62	1
[ M ]			NUT, HEX., 16MM .....	108	13	PINION ASSY., STARTER .....	59	1
			NUT, HEX., 5MM .....	85	30		60	1
				87	38			
MARK .....	129	1	NUT, HEX., 7MM .....	49	13	PIN A, SARI STEP .....	134	3
MARK, FR. COVER .....	130	6	NUT, RR. FENDER .....	112	8	PIN B, SARI STEP .....	134	4
MARK, HET .....	130	7	NUT, SPECIAL, 28MM .....	64	15	PIN, HINGE .....	109	12
MARK, HET BS 4 .....	132	18		65	15	PIN, INNER BOX LID .....	133	10
MARK, HONDA .....	129	2		67	15	PIN, PARKING LEVER PIVOT .....	85	24
		3	NUT, STEERING STEM LOCK .....	101	4	PIN, PISTON .....	77	4
METER COMP., SPEED & FUEL ....	81	4	NUT, TAPPET ADJUSTING .....	51	16	PIN, ROLLER GUIDE .....	64	10
	83	4	NUT, U, 10MM .....	89	6		65	10
MIRROR ASSY., L. BACK .....	87	46		126	10		67	10
MIRROR ASSY., R. BACK .....	87	45	NUT, U, 5MM .....	91	9	PIN, SPLIT, 2.5X25 .....	115	12
MIRROR COMP., L. ....	85	27		118	10	PIN, SPRING, 3X14 .....	134	11
	87	32	[ O ]			PIN, SPRING, 3X28 .....	134	12
MIRROR COMP., R. ....	85	26	OIL SEAL, 14X20X3.2 .....	70	11	PIPE COMP., AIR FEED .....	49	10
	87	31		71	11	PIPE COMP., IN. ....	49	8
MOTOR UNIT, STARTER .....	59	5	OIL SEAL, 16X26X7 .....	55	6	PISTON .....	76	3
MOTOR, STARTER .....	60	3	OIL SEAL, 20X32X6 .....	75	15		77	3
MOUNT, L. SIDE REFLECTOR .....	90	3	OIL SEAL, 20X32X6.2 .....	75	15	PIVOT, CAM CHAIN TENSIONER .....	53	4
MOUNT, R. SIDE REFLECTOR .....	90	2	OIL SEAL, 20.8X53X6 .....	75	16	PLATE COMP., DRIVE .....	64	2
MUFFLER COMP., EX. ....	114	4	OIL SEAL, 27X42X7 .....	70	12		65	2
[ N ]				71	12	PLATE SET, VALVE .....	78	8
NEEDLE SET, JET .....	78	2		71	12	PLATE, CLUTCH SIDE .....	64	3
NUT B, BRAKE ROD ADJUSTING ...	106	22		73	12		65	3
	108	16	OIL SEAL, 34X39X3 .....	64	21		67	3
NUT SET, SQUARE .....	78	9		66	21	PLATE, FRAME BODY SPLASH GUARD	126	7
NUT, BRAKE ADJUSTING .....	105	17		66	21	PLATE, L. COVER .....	61	3
NUT, CAP, 6MM .....	114	7	O-RING .....	68	21	PLATE, OIL SEAL STOPPER .....	74	4
NUT, CAP, 7MM .....	114	7		59	8	PLATE, RAMP .....	62	8
NUT, CLIP, 4MM .....	89	7		78	11	PLATE, RR. FENDER SPLASH GUARD	112	4
	100	16	O-RING, 15.2X1.5 .....	53	8	PLATE, SARI STEP .....	134	2
NUT, CLIP, 5MM .....	93	9	O-RING, 18X3 .....	55	7	PLATE, STAY .....	79	14
	95	13	O-RING, 25X2.4 .....	49	17	PLUG, END .....	110	18
	96	6	O-RING, 25.5X1.9 .....	50	18	PLUG, SPARK .....	49	12
		7	O-RING, 30.8MM .....	75	17	PROTECTOR, EX. PIPE .....	114	6
	100	17	O-RING, 38.5X2 .....	64	23	PROTECTOR, MUFFLER .....	114	5
	118	11		66	23			13
	133	13		68	23	PUMP ASSY., OIL .....	58	1
NUT, FLANGE SPECIAL, 10MM ....	89	6	O-RING, 64X2 .....	55	8	[ R ]		
	115	10	O-RING, 8.5X1.5 .....	82	14			
	126	10		83	14	RACE, STEERING BOTTOM BALL .....	101	3
NUT, FLANGE SPECIAL, 12MM ....	104	8	O-RING, 9.5X1.5 .....	53	9	RACE, STEERING BOTTOM CONE .....	101	20
NUT, FLANGE SPECIAL, 8MM .....	101	25	O-RING, PINION CAP .....	64	22	RACE, STEERING TOP CONE .....	101	19
NUT, FLANGE, 10MM .....	57	9		66	22	RACE, STEERING UPPER BALL .....	101	2
NUT, FLANGE, 12MM .....	104	8		68	22			

## PART NAME INDEX

Part name	Page	Ref.	Part name	Page	Ref.	Part name	Page	Ref.
RATCHET, STARTER .....	62	4	SCREW SET .....	78	5	SHAFT, EX. ROCKER ARM .....	51	6
RECTIFIER COMP., REGULATE ....	123	5			7			7
	124	23	SCREW, COWL SETTING .....	93	7	SHAFT, IN. ROCKER ARM .....	51	6
REFLECTOR, FR. SIDE REFLEX ...	90	1	SCREW, FLAT, 5X12 .....	100	19	SHAFT, MAIN STAND .....	115	3
REFLECTOR, REFLEX .....	118	6	SCREW, FLAT, 6X12 .....	124	13	SHOE SET, BRAKE .....	105	1
RELAY COMP., STARTER .....	123	12	SCREW, FORK COVER .....	101	23		107	1
	125	25	SCREW, HANDLE LEVER PIVOT .....	85	29	SHROUD, EX. ....	47	4
		35		87	34	SHROUD, IN. ....	47	2
RELAY COMP., WINKER .....	123	11			35	SOCKET COMP. ....	81	7
	124	24			36		83	7
	125	34	SCREW, PAN, 4X25 .....	126	13	SPACER, IGNITION COIL .....	124	22
RETAINER, FUEL UNIT .....	111	13	SCREW, PAN, 5X10 .....	106	19	SPANNER, 10X14 .....	127	7
RETAINER, VALVE SPRING .....	51	11	SCREW, PAN, 5X11.5 .....	96	8	SPANNER, 12X14 .....	127	9
RING SET, PISTON .....	76	2		100	18	SPANNER, 8X12 .....	127	6
ROLLER SET, WEIGHT .....	62	7		109	14	SPARK UNIT COMP. ....	125	28
ROLLER, 3X16.8 .....	58	9	SCREW, PAN, 5X12 .....	87	41	SPEEDOMETER ASSY. ....	81	3
ROLLER, GUIDE .....	64	11	SCREW, PAN, 5X13 .....	87	37		83	3
	65	11	SCREW, PAN, 6X6 .....	53	7	SPINDLE COMP., KICK STARTER ...	62	11
	67	11	SCREW, TAPPET ADJUSTING .....	51	14	SPRING ASSY., MAIN STAND .....	115	4
ROTOR SET, OIL PUMP .....	58	10	SCREW, TAPPING, 3X14 .....	81	12	SPRING, BRAKE ARM JOINT .....	106	26
RUBBER A, BATTERY .....	119	11		83	12	SPRING, BRAKE ARM RETURN .....	105	14
	120	7	SCREW, TAPPING, 4X10 .....	80	14	SPRING, BRAKE CABLE END .....	105	16
RUBBER A, JOINT .....	103	6	SCREW, TAPPING, 4X12 .....	117	6	SPRING, BRAKE LEVER RETURN .....	87	43
RUBBER, CLUTCH DAMPER .....	64	6	SCREW, TAPPING, 4X14 .....	81	13	SPRING, BRAKE LOCK ARM RETURN ..	87	28
	65	6		83	13	SPRING, CLUTCH .....	64	4
	67	6	SCREW, TAPPING, 4X16 .....	80	11		65	4
RUBBER, CUSHION .....	113	2			13		67	4
RUBBER, IN. PIPE SEAL .....	49	9		89	10	SPRING, DELAY .....	87	44
RUBBER, KEY CYLINDER .....	93	14		100	21	SPRING, DRIVEN FACE .....	64	12
	94	8		118	12		65	12
RUBBER, LINK STOPPER .....	126	4	SCREW, TAPPING, 4X8 .....	58	8		67	12
RUBBER, MOUNTING .....	47	5		61	7	SPRING, FR. BRAKE SHOE .....	105	6
	48	6	SCREW, TAPPING, 5X12 .....	133	15		107	10
RUBBER, PROTECTOR PACKING ....	114	3	SCREW, TAPPING, 5X16 .....	47	9	SPRING, KICK DRIVEN GEAR .....	62	9
RUBBER, SCREEN SETTING .....	89	12		82	15	SPRING, KICK RETURN .....	62	14
	126	6		83	15	SPRING, LOCK KEY SETTING .....	98	1
RUBBER, SEAL .....	109	1		93	11		133	1
RUBBER, SEAT SETTING .....	109	5		95	15	SPRING, OIL FILTER SCREEN .....	74	7
RUBBER, STARTER PINION HOLDER	61	4		96	12	SPRING, PARKING LEVER RETURN ..	85	22
RUBBER, TAILLIGHT BRACKET ....	125	31		100	20	SPRING, RR. BRAKE ARM .....	107	9
RUBBER, TAILLIGHT MOUNTING ...	93	6		118	13	SPRING, SEAT CATCH .....	109	7
	94	9	SCREW, TAPPING, 5X20 .....	112	10	SPRING, SIDE STAND .....	115	7
				121	12	SPRING, STEP RETURN .....	134	5
[ S ]			SCREW, TAPPING, 5X25 .....	133	16	SPRING, VALVE .....	51	10
SCREEN SET, FUEL STRAINER ....	111	2	SCREW, U-LOCK FLAT, 6X12 .....	124	13	SPROCKET, CAM .....	51	3
SCREEN, OIL FILTER .....	74	6	SEAL, AIR CLEANER COVER .....	121	2	STAND COMP., MAIN .....	115	2
SCREW-WASHER, 3X22 .....	81	9	SEAL, DRIVEN FACE, 34X39X3 ....	66	21	STAND SET, SIDE .....	115	8
	83	9		68	21	STATOR COMP. ....	57	3
SCREW-WASHER, 4X10 .....	79	21	SEAL, INNER BOX .....	133	6	STAY, AIR SUCTION VALVE .....	113	7
SCREW-WASHER, 4X18 .....	79	22	SEAL, OUTER INNER .....	133	7			14
SCREW-WASHER, 4X6 .....	59	9	SEAL, PIVOT ARM .....	101	27	STAY, FR. NUMBER PLATE .....	92	3
	60	6	SEAL, SHROUD .....	47	3		94	5
SCREW-WASHER, 5X12 .....	79	23	SEAL, SUB AIR CLEANER .....	112	3	STAY, HOOK LUGGAGE .....	109	4
SCREW-WASHER, 5X16 .....	59	10	SEAL, VALVE STEM .....	51	1	STAY, SEAT LOCK .....	98	4
	89	9	SEAT COMP., DOUBLE .....	109	2	STAY, WIRE .....	79	15
SCREW-WASHER, SPECIAL, 4X10 ..	81	11	SEAT, RR. BRAKE CAM .....	107	7	STEP ASSY., SARI .....	134	1
	83	11	SEAT, VALVE SPRING .....	51	12	STEP COMP., SARI .....	134	7
			SHAFT COMP., OIL PUMP .....	58	3	STEP, FLOOR .....	96	2
						STOPPER, EQUALIZER .....	87	29

## PART NAME INDEX

Part name	Page	Ref.	Part name	Page	Ref.	Part name	Page	Ref.
STOPPER, RUBBER .....	61	5	[ V ]					
STOPPER, STEP RUBBER .....	134	6	VALVE ASSY., AIR SUCTION .....	113	3			
STRIPE, L. BODY COVER .....	131	13	VALVE COMP., FLOAT .....	79	17			
	132	17	VALVE SET, THROTTLE .....	78	6			
STRIPE, L. FLOOR SIDE COVER --	130	9	VALVE, EX. ....	51	9			
	131	9	VALVE, IN. ....	51	8			
STRIPE, L. FR. COVER .....	131	11	VALVE, RIM .....	104	3			
		15		107	5			
STRIPE, R. BODY COVER .....	131	12	[ W ]					
	132	16	WASHER, 10MM .....	57	7			
STRIPE, R. FLOOR SIDE COVER --	130	8	WASHER, 12.2X29X2.5 .....	64	16			
STRIPE, R. FR. COVER .....	131	10		65	16			
		14	WASHER, 16MM .....	67	16			
SUB CORD, HEADLIGHT .....	80	4	WASHER, 6MM .....	108	14			
SUB CORD, L. FR. WINKER .....	117	3	WASHER, 7.2X16X2.5 .....	49	15			
SUB CORD, R. FR. WINKER .....	117	1	WASHER, 7.2X16X2.5 .....	49	14			
SWITCH ASSY. SET, COMBINATION			WASHER, DRAIN PLUG, 12MM .....	55	10			
& LOCK	123	7	WASHER, KICK SPINDLE .....	63	17			
SWITCH ASSY., FR. STOP .....	84	11	WASHER, LOCK, 6MM .....	80	10			
	86	10	WASHER, PLAIN, 10MM .....	114	14			
		11	WASHER, PLAIN, 12MM .....	115	11			
SWITCH ASSY., THROTTLE .....	78	10	WASHER, PLAIN, 5MM .....	91	12			
SWITCH UNIT, DIMMER .....	84	8	WASHER, PLAIN, 6MM .....	114	10			
	86	7	WASHER, PLAIN, 8MM .....	134	10			
SWITCH UNIT, HORN .....	84	9	WASHER, REGULATOR SETTING .....	113	8			
	86	8	WASHER, SEALING, 8MM .....	74	11			
SWITCH UNIT, LIGHTING .....	84	6	WASHER, SPECIAL, 14MM .....	63	16			
	86	5	WASHER, SPECIAL, 8MM .....	103	8			
SWITCH UNIT, STARTER .....	84	7	WASHER, SPEEDOMETER GEAR .....	105	3			
	86	6	WASHER, STEERING HEAD DUST					
SWITCH UNIT, WINKER .....	84	10	SEAL	101	22			
	86	9	WASHER, THRUST, 10MM .....	63	15			
[ T ]			WEIGHT SET, CLUTCH .....	64	5			
TANK COMP., FUEL .....	111	3		65	5			
TENSIONER, CAM CHAIN .....	53	2	WHEEL SUB ASSY., FR. ....	67	5			
TIRE .....	104	2	WHEEL SUB ASSY., RR. ....	104	6			
	107	4	WRENCH, BOX .....	107	2			
TRAY COMP., BATTERY .....	119	4	WRENCH, PLUG .....	127	4			
	120	4		127	5			
TRAY, FUEL .....	111	4						
TUBE .....	80	6						
TUBE COMP., FUEL .....	111	9						
TUBE COMP., VACUUM .....	111	10						
TUBE, AIR CLEANER CONNECTING	121	8						
TUBE, AIR CLEANER DRAIN .....	121	5						
TUBE, AIR SUCTION VALVE .....	113	4						
		6						
TUBE, BREATHER .....	48	1						
TUBE, DRAIN .....	121	3						
TUBE, FUEL DRAIN .....	111	5						
TUBE, MISSION BREATHER .....	69	1						
	71	1						
	73	1						
TUBE, OVERFLOW .....	79	20						
TUBE, VINYL, 5X7X460 .....	119	6						

---

**1**

**FOREWORD INDEX**

---

**2**

**ENGINE GROUP**

---

**3**

**FRAME GROUP**

---

**4**

**PART NUMBER INDEX**

---

**5**

**PART NAME INDEX**

---

**HONDA**  
The Power of Dreams



# PARTS CATALOGUE NEWS

Honda Motor Co., Ltd.  
Service Division Service Technology

## PARTS CATALOGUE - CORRECTED

Printed in Japan

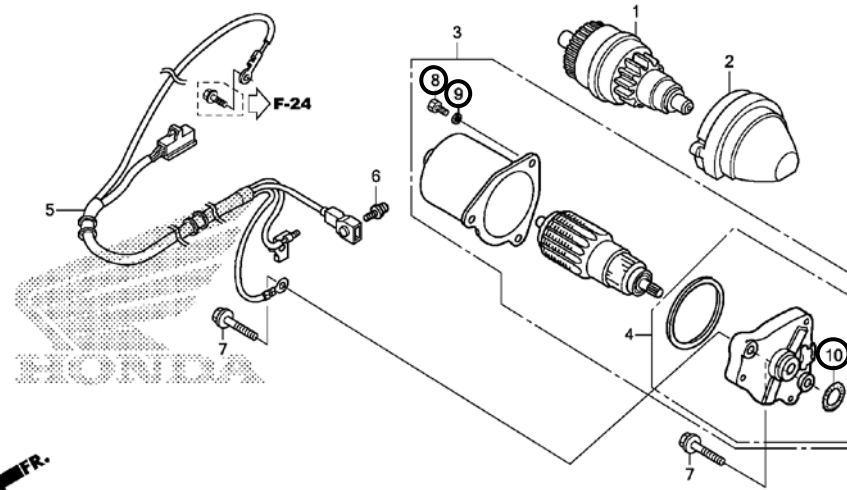
CODE NO.	18KZKCD5
PARTS CATALOGUE NEWS	SCV110F/SCV110FB SCV110FC/D/F/H SCV110FBC/H
NEWS NO.	001

(ID-KD)

Block No.	Ref. No.	Note	Part No.	Description	Reqd. QTY				Serial No.	Parts catalogue code
					C	D	F	H		

### E-10-1 STARTING MOTOR (2)

Ref. No.	(Relative ref. Number)	Description	FRT
3	(10)		
612105		MOTOR, STARTING .....	0.7



KZK8E1001A

E-10-1	8	D	31207-KVT-G01	SCREW, HEX. (M5X15) .....	-	-	-	3	-	-	-----	21D, ID
	9	D	31208-KVT-G01	WASHER, SPRING (M5) .....	-	-	-	3	-	-	-----	21D, ID

NOTE A:PART NO. CHANGE D:NEWLY PROVIDED E:PART NO. DELETION K:REQUIRED NO. CORRECTION L:APPLICATION SERIAL NO. CORRECTION  
M:PART DESCRIPTION CORRECTION T:APPLICATION CORRECTION Z:REMARKS CHANGE

PARTS CATALOGUE NEWS

BOOKNo. : 18KZKCD5

Block No.	Ref. No.	Note	Part No.	Description	Reqd. QTY						Serial No.	Parts catalogue code
					C	SCV110F D	F	H	SCV110FB C	H		
	10	D	31309-KVT-G01	O-RING .....	-	-	-	1	-	-	-----	2ID, ID

NOTE A:PART NO. CHANGE D:NEWLY PROVIDED E:PART NO. DELETION K:REQUIRED NO. CORRECTION L:APPLICATION SERIAL NO. CORRECTION  
M:PART DESCRIPTION CORRECTION T:APPLICATION CORRECTION Z:REMARKS CHANGE





# PARTS CATALOGUE NEWS

Honda Motor Co., Ltd.  
Service Division Service Technology

## PARTS CATALOGUE - CORRECTED

Printed in Japan

CODE NO.	18KZKCD5
PARTS CATALOGUE NEWS	SCV110F/SCV110FB SCV110FC/D/F/H SCV110FBC/H
NEWS NO.	002

(ID-KD)

Block No.	Ref. No.	Note	Part No.	Description	Reqd. QTY						Serial No.	Parts catalogue code	
					C	SCV110F D	F	H	SCV110FB C	H			
E-14	9	D	91006-KWP-G31	BEARING, RADIAL BALL, 6201 (NBC)	-	1	-	-	-	-	-	-	-
					-	-	1	-	-	-	-	-	-----
	D	91006-KWP-G32	BEARING, RADIAL BALL, 6201 (FAG)	-	1	-	-	-	-	-	-	-	-
				-	-	1	-	-	-	-	-	-----	-----
E-14-1	9	D	91006-KWP-G31	BEARING, RADIAL BALL, 6201 (NBC)	-	-	-	1	-	-	-	-	-
					-	-	1	-	-	1	-	-	-----
	D	91006-KWP-G32	BEARING, RADIAL BALL, 6201 (FAG)	-	-	-	1	-	-	-	-	-	-
				-	-	1	-	-	1	-	-	-----	-----
E-15	12	D	91006-KWP-G31	BEARING, RADIAL BALL, 6201 (NBC)	-	1	1	-	-	1	-	-	-
					-	-	-	1	-	-	-	-	-----
	D	91006-KWP-G32	BEARING, RADIAL BALL, 6201 (FAG)	-	1	1	-	-	1	-	-	-	-
				-	-	-	1	-	-	-	-	-----	-----

NOTE A:PART NO. CHANGE D:NEWLY PROVIDED E:PART NO. DELETION K:REQUIRED NO. CORRECTION L:APPLICATION SERIAL NO. CORRECTION  
M:PART DESCRIPTION CORRECTION T:APPLICATION CORRECTION Z:REMARKS CHANGE

PARTS CATALOGUE NEWS

BOOKNo. :18KZKCD5

Block No.	Ref. No.	Note	Part No.	Description	Reqd. QTY						Serial No.	Parts catalogue code	
					C	SCV110F D	F	H	SCV110FB C	H			
	13	D	91007-KWP-G31	BEARING, RADIAL BALL, 6202 (NBC)	-	1	1	-	-	1			
					-	-	-	1	-	-	-----	-----	51D, 61D
		D	91007-KWP-G32	BEARING, RADIAL BALL, 6202 (FAG)	-	1	1	-	-	1			
					-	-	-	1	-	-	-----	-----	51D, 61D

NOTE A:PART NO. CHANGE D:NEWLY PROVIDED E:PART NO. DELETION K:REQUIRED NO. CORRECTION L:APPLICATION SERIAL NO. CORRECTION  
M:PART DESCRIPTION CORRECTION T:APPLICATION CORRECTION Z:REMARKS CHANGE

July 23, 2017



# PARTS CATALOGUE NEWS

Honda Motor Co., Ltd.  
Service Division Service Technology

## PARTS CATALOGUE - CORRECTED

Printed in Japan

CODE NO.	18KZKCD5
PARTS CATALOGUE NEWS	SCV110F/SCV110FB SCV110FC/D/F/H SCV110FBC/H
NEWS NO.	003

(ID-KD)

PARTS CATALOGUE NEWS

BOOKNo. : 18KZKCD5

SCV110F (SCV110FH).....ID

No.	MODEL		SCV110FH							
	COLOR		Candy jazzy blue	Sports red	Pearl sports yellow	Vibrant orange	Applicable model		Applicable block No.	Ref. No.
	CODE		B-221C	R-321	Y-206P	YR-250	Initial applicable model	Final applicable model		
	Name of colored parts	Basic part No.	B221	R321	Y206	YR250				
1	COVER COMP., RR. HANDLE	53250-KZK-D20	ZA	ZA	ZA	ZA			F-4	4
2	COVER SET, FR.	<b>64200-KZK-D21</b>	ZA	ZD	ZB	ZC			F-6-1	2
3	COVER SET, FR. HANDLE	53200-KZK-D20	ZB	ZE	ZC	ZD			F-4	13
4	COVER SET, L. BODY	83200-KZK-D20	ZA	ZD	ZB	ZC			F-8	8
5	COVER SET, L. FLOOR SIDE	<b>64500-KZK-D21</b>	ZA	ZD	ZB	ZC			F-7	14
6	COVER SET, R. BODY	83100-KZK-D20	ZA	ZD	ZB	ZC			F-8	7
7	COVER SET, R. FLOOR SIDE	<b>64400-KZK-D21</b>	ZA	ZD	ZB	ZC			F-7	13
8	COVER, CENTER	80151-KZK-D20	ZA	ZA	ZA	ZA			F-8	6
9	COVER, FR. LOWER	64305-KZK-D20	ZE	ZC	ZA	ZB			F-6-1	6
10	COVER, FR. TOP	64301-KZK-D20	ZE	ZC	ZA	ZB			F-6-1	4
11	COVER, INNER	81131-KZK-D20	ZA	ZA	ZA	ZA			F-6-1	7
12	COVER, L. BODY SIDE	83620-KZK-D20	ZA	ZA	ZA	ZA			F-8	12
13	COVER, L. RR. SIDE	83630-KZK-D20	ZA	ZA	ZA	ZA			F-8	13
14	COVER, R. BODY SIDE	83520-KZK-D20	ZA	ZA	ZA	ZA			F-8	10
15	COVER, R. RR. SIDE	83530-KZK-D20	ZA	ZA	ZA	ZA			F-8	11
16	COVER, RR. CENTER	83510-KZK-D20	ZA	ZA	ZA	ZA			F-8	23
17	FENDER B, FR.	61110-KZK-D20	ZA	ZA	ZA	ZA			F-5	7
18	FENDER SET, FR.	61000-KZK-D20	ZB	ZA	ZC	ZA			F-5	5
19	FENDER SET, RR.	80120-KZK-900	ZA	ZA	ZA	ZA			F-15	6
20	GRIP, RR.	77300-KZK-900	ZG	ZC	ZC	ZC			F-8	5
21	MARK	61106-KWP-910	ZB	-	ZB	-			F-28	1
22	MARK	86611-KZK-910	-	ZA	-	ZA			F-28	1
23	MARK, HET BS 4	86833-K43-900	ZA	ZA	ZA	ZA			F-28	18
24	MARK, HONDA	86101-KZK-D20	ZC	ZC	ZB	ZB			F-28	2
25	MARK, HONDA	86102-KZK-900	ZA	ZA	ZA	ZA			F-28	3

NOTE A:PART NO. CHANGE D:NEWLY PROVIDED E:PART NO. DELETION K:REQUIRED NO. CORRECTION L:APPLICATION SERIAL NO. CORRECTION  
M:PART DESCRIPTION CORRECTION T:APPLICATION CORRECTION Z:REMARKS CHANGE

PARTS CATALOGUE NEWS

BOOKNo. :18KZKCD5

SCV110F (SCV110FH).....ID

No.	MODEL		SCV110FH							
	COLOR		Candy jazzy blue	Sports red	Pearl sports yellow	Vibrant orange	Applicable model		Applicable block No.	Ref. No.
	CODE		B-221C	R-321	Y-206P	YR-250				
	Name of colored parts	Basic part No.	B221	R321	Y206	YR250	Initial applicable model	Final applicable model		
26	SEAT COMP., DOUBLE	77200-KZK-F01	ZA	ZA	ZA	ZA			F-13	2
27	STEP, FLOOR	64310-KZK-D20	ZA	ZA	ZA	ZA			F-7	2
28	STRIPE, L. BODY COVER	<b>86832-KZK-D21</b>	ZA	ZD	ZB	ZC			F-28	17
29	STRIPE, L. FR. COVER	<b>86644-KZK-D21</b>	ZA	ZD	ZB	ZC			F-28	15
30	STRIPE, L. SIDE COVER	<b>86642-KZK-D21</b>	ZA	ZD	ZB	ZC			F-28	9
31	STRIPE, R. BODY COVER	<b>86831-KZK-D21</b>	ZA	ZD	ZB	ZC			F-28	16
32	STRIPE, R. FR. COVER	<b>86643-KZK-D21</b>	ZA	ZD	ZB	ZC			F-28	14
33	STRIPE, R. SIDE COVER	<b>86641-KZK-D21</b>	ZA	ZD	ZB	ZC			F-28	8

Block No.	Ref. No.	Note	Part No.	Description	Reqd. QTY								Serial No.	Parts catalogue code	
					C	D	F	H	SCV110F	SCV110FB	C	H			
F-6-1	2	E	64200-KZK-D20ZA	*PARTS NO. DELETION											
			64200-KZK-D20ZB	*PARTS NO. DELETION											
			64200-KZK-D20ZC	*PARTS NO. DELETION											
			64200-KZK-D20ZD	*PARTS NO. DELETION											
			64200-KZK-D21ZA	COVER SET, FR. (WL) *TYPE4*.....					1						ID
			64200-KZK-D21ZB	*TYPE3*.....					1						ID
			64200-KZK-D21ZC	*TYPE2*.....					1						ID
			64200-KZK-D21ZD	*TYPE1*.....					1						ID
F-7	13	E	64400-KZK-D20ZA	*PARTS NO. DELETION											
			64400-KZK-D20ZB	*PARTS NO. DELETION											

NOTE A:PART NO. CHANGE D:NEWLY PROVIDED E:PART NO. DELETION K:REQUIRED NO. CORRECTION L:APPLICATION SERIAL NO. CORRECTION  
M:PART DESCRIPTION CORRECTION T:APPLICATION CORRECTION Z:REMARKS CHANGE

PARTS CATALOGUE NEWS

BOOKNo. :18KZKCD5

Block No.	Ref. No.	Note	Part No.	Description	Reqd. QTY						Serial No.	Parts catalogue code
					C	D	F	H	C	H		
		E	64400-KZK-D20ZC	*PARTS NO. DELETION								
		E	64400-KZK-D20ZD	*PARTS NO. DELETION								
		A	64400-KZK-D21ZA	COVER SET, R. FLOOR SIDE (WL) *TYPE4*.....	-	-	-	1	-	-	-----	ID
		A	64400-KZK-D21ZB	*TYPE3*.....	-	-	-	1	-	-	-----	ID
		A	64400-KZK-D21ZC	*TYPE2*.....	-	-	-	1	-	-	-----	ID
		A	64400-KZK-D21ZD	*TYPE1*.....	-	-	-	1	-	-	-----	ID
	14	E	64500-KZK-D20ZA	*PARTS NO. DELETION								
		E	64500-KZK-D20ZB	*PARTS NO. DELETION								
		E	64500-KZK-D20ZC	*PARTS NO. DELETION								
		E	64500-KZK-D20ZD	*PARTS NO. DELETION								
		A	64500-KZK-D21ZA	COVER SET, L. FLOOR SIDE (WL) *TYPE4*.....	-	-	-	1	-	-	-----	ID
		A	64500-KZK-D21ZB	*TYPE3*.....	-	-	-	1	-	-	-----	ID
		A	64500-KZK-D21ZC	*TYPE2*.....	-	-	-	1	-	-	-----	ID
		A	64500-KZK-D21ZD	*TYPE1*.....	-	-	-	1	-	-	-----	ID
F-24	13	E	90164-KPL-900	*PARTS NO. DELETION								
		T	90164-KEE-630	SCREW, FLAT, 6X12.....	2	2	2	2	2	2		
F-28	8	E	86641-KZK-D20ZA	*PARTS NO. DELETION								
		E	86641-KZK-D20ZB	*PARTS NO. DELETION								
		E	86641-KZK-D20ZC	*PARTS NO. DELETION								
		E	86641-KZK-D20ZD	*PARTS NO. DELETION								
		A	86641-KZK-D21ZA	STRIPE, R. FLOOR SIDE COVER *TYPE4*.....	-	-	-	1	-	-	-----	ID
		A	86641-KZK-D21ZB	*TYPE3*.....	-	-	-	1	-	-	-----	ID
		A	86641-KZK-D21ZC	*TYPE2*.....	-	-	-	1	-	-	-----	ID

NOTE A:PART NO. CHANGE D:NEWLY PROVIDED E:PART NO. DELETION K:REQUIRED NO. CORRECTION L:APPLICATION SERIAL NO. CORRECTION  
M:PART DESCRIPTION CORRECTION T:APPLICATION CORRECTION Z:REMARKS CHANGE

PARTS CATALOGUE NEWS

BOOKNo. : 18KZKCD5

Block No.	Ref. No.	Note	Part No.	Description	Reqd. QTY						Serial No.	Parts catalogue code
					C	SCV110F D	F	H	SCV110FB C	H		
		A	86641-KZK-D21ZD	*TYPE1*.....	-	-	-	1	-	-	-----	ID
	9	E	86642-KZK-D20ZA	*PARTS NO. DELETION								
		E	86642-KZK-D20ZB	*PARTS NO. DELETION								
		E	86642-KZK-D20ZC	*PARTS NO. DELETION								
		E	86642-KZK-D20ZD	*PARTS NO. DELETION								
		A	86642-KZK-D21ZA	STRIPE, L. FLOOR SIDE COVER *TYPE4*.....	-	-	-	1	-	-	-----	ID
		A	86642-KZK-D21ZB	*TYPE3*.....	-	-	-	1	-	-	-----	ID
		A	86642-KZK-D21ZC	*TYPE2*.....	-	-	-	1	-	-	-----	ID
		A	86642-KZK-D21ZD	*TYPE1*.....	-	-	-	1	-	-	-----	ID
	14	E	86643-KZK-D20ZA	*PARTS NO. DELETION								
		E	86643-KZK-D20ZB	*PARTS NO. DELETION								
		E	86643-KZK-D20ZC	*PARTS NO. DELETION								
		E	86643-KZK-D20ZD	*PARTS NO. DELETION								
		A	86643-KZK-D21ZA	STRIPE, R. FR. COVER *TYPE4*.....	-	-	-	1	-	-	-----	ID
		A	86643-KZK-D21ZB	*TYPE3*.....	-	-	-	1	-	-	-----	ID
		A	86643-KZK-D21ZC	*TYPE2*.....	-	-	-	1	-	-	-----	ID
		A	86643-KZK-D21ZD	*TYPE1*.....	-	-	-	1	-	-	-----	ID
	15	E	86644-KZK-D20ZA	*PARTS NO. DELETION								
		E	86644-KZK-D20ZB	*PARTS NO. DELETION								
		E	86644-KZK-D20ZC	*PARTS NO. DELETION								
		E	86644-KZK-D20ZD	*PARTS NO. DELETION								
		A	86644-KZK-D21ZA	STRIPE, L. FR. COVER *TYPE4*.....	-	-	-	1	-	-	-----	ID
		A	86644-KZK-D21ZB	*TYPE3*.....	-	-	-	1	-	-	-----	ID

NOTE A:PART NO. CHANGE D:NEWLY PROVIDED E:PART NO. DELETION K:REQUIRED NO. CORRECTION L:APPLICATION SERIAL NO. CORRECTION  
M:PART DESCRIPTION CORRECTION T:APPLICATION CORRECTION Z:REMARKS CHANGE

PARTS CATALOGUE NEWS

BOOKNo. :18KZKCD5

Block No.	Ref. No.	Note	Part No.	Description	Reqd. QTY						Serial No.	Parts catalogue code
					C	SCV110F D	F	H	SCV110FB C	H		
		A	86644-KZK-D21ZC	*TYPE2*.....	-	-	-	1	-	-	-----	ID
		A	86644-KZK-D21ZD	*TYPE1*.....	-	-	-	1	-	-	-----	ID
	16	E	86831-KZK-D20ZA	*PARTS NO. DELETION								
		E	86831-KZK-D20ZB	*PARTS NO. DELETION								
		E	86831-KZK-D20ZC	*PARTS NO. DELETION								
		E	86831-KZK-D20ZD	*PARTS NO. DELETION								
		A	86831-KZK-D21ZA	STRIPE, R. BODY COVER *TYPE4*.....	-	-	-	1	-	-	-----	ID
		A	86831-KZK-D21ZB	*TYPE3*.....	-	-	-	1	-	-	-----	ID
		A	86831-KZK-D21ZC	*TYPE2*.....	-	-	-	1	-	-	-----	ID
		A	86831-KZK-D21ZD	*TYPE1*.....	-	-	-	1	-	-	-----	ID
	17	E	86832-KZK-D20ZA	*PARTS NO. DELETION								
		E	86832-KZK-D20ZB	*PARTS NO. DELETION								
		E	86832-KZK-D20ZC	*PARTS NO. DELETION								
		E	86832-KZK-D20ZD	*PARTS NO. DELETION								
		A	86832-KZK-D21ZA	STRIPE, L. BODY COVER *TYPE4*.....	-	-	-	1	-	-	-----	ID
		A	86832-KZK-D21ZB	*TYPE3*.....	-	-	-	1	-	-	-----	ID
		A	86832-KZK-D21ZC	*TYPE2*.....	-	-	-	1	-	-	-----	ID
		A	86832-KZK-D21ZD	*TYPE1*.....	-	-	-	1	-	-	-----	ID

NOTE A:PART NO. CHANGE D:NEWLY PROVIDED E:PART NO. DELETION K:REQUIRED NO. CORRECTION L:APPLICATION SERIAL NO. CORRECTION  
M:PART DESCRIPTION CORRECTION T:APPLICATION CORRECTION Z:REMARKS CHANGE



July 31, 2017



# PARTS CATALOGUE NEWS

Honda Motor Co., Ltd.  
Service Division Service Technology

## PARTS CATALOGUE - CORRECTED

Printed in Japan

CODE NO.	18KZKCD5
PARTS CATALOGUE NEWS	SCV110F/SCV110FB SCV110FC/D/F/H SCV110FBC/H
NEWS NO.	004

(ID-KD)

## PARTS CATALOGUE NEWS

BOOKNo. : 18KZKCD5

## SCV110F (SCV110FH).....2ID

No.	MODEL		SCV110FH				
	COLOR		Mat axis gray metallic NH-303M	Applicable model		Applicable block No.	Ref. No.
	CODE			Initial applicable model	Final applicable model		
	Name of colored parts	Basic part No.	NH303				
1	COVER COMP., RR. HANDLE	53250-KZK-D20	ZA			F-4	4
2	COVER SET, FR. HANDLE	53200-KZK-D20	ZA			F-4	13
3	COVER SET, L. BODY	83200-KZK-D50	ZA			F-8	8
4	COVER SET, R. BODY	83100-KZK-D50	ZA			F-8	7
5	COVER, CENTER	80151-KZK-D20	ZA			F-8	6
6	COVER, FR.	64300-KZK-D20	ZA			F-6-1	3
7	COVER, FR. LOWER	64305-KZK-D20	ZD			F-6-1	6
8	COVER, FR. TOP	64301-KZK-D20	ZD			F-6-1	4
9	COVER, INNER	81131-KZK-D20	ZA			F-6-1	7
10	COVER, L. BODY SIDE	83620-KZK-D20	ZA			F-8	12
11	COVER, L. FLOOR SIDE	64330-KZK-D20	ZA			F-7	4
12	COVER, L. RR. SIDE	83630-KZK-D20	ZA			F-8	13
13	COVER, R. BODY SIDE	83520-KZK-D20	ZA			F-8	10
14	COVER, R. FLOOR SIDE	64320-KZK-D20	ZA			F-7	3
15	COVER, R. RR. SIDE	83530-KZK-D20	ZA			F-8	11
16	COVER, RR. CENTER	83510-KZK-D20	ZA			F-8	23
17	FENDER B, FR.	61110-KZK-D20	ZA			F-5	7
18	FENDER SET, FR.	61000-KZK-D20	ZA			F-5	5
19	FENDER SET, RR.	80120-KZK-900	ZA			F-15	6
20	GRIP, RR.	77300-KZK-900	ZC			F-8	5
21	MARK	86611-KZK-910	ZA			F-28	1
22	MARK, HET BS 4	86833-K43-900	ZA			F-28	18
23	MARK, HONDA	86101-KZK-D20	ZA			F-28	2
24	MARK, HONDA	86102-KZK-900	ZA			F-28	3
25	SEAT COMP., DOUBLE	<b>77200-KZK-D41</b>	ZA			F-13	2
26	STEP, FLOOR	64310-KZK-D20	ZA			F-7	2

NOTE A:PART NO. CHANGE D:NEWLY PROVIDED E:PART NO. DELETION K:REQUIRED NO. CORRECTION L:APPLICATION SERIAL NO. CORRECTION  
M:PART DESCRIPTION CORRECTION T:APPLICATION CORRECTION Z:REMARKS CHANGE

PARTS CATALOGUE NEWS

BOOKNo. :18KZKCD5

SCV110F (SCV110FH).....ID

No.	MODEL		SCV110FH							
	COLOR		Candy jazzy blue	Sports red	Pearl sports yellow	Vibrant orange	Applicable model		Applicable block No.	Ref. No.
	CODE		B-221C	R-321	Y-206P	YR-250				
	Name of colored parts	Basic part No.	B221	R321	Y206	YR250	Initial applicable model	Final applicable model		
26	SEAT COMP., DOUBLE	<b>77200-KZK-D41</b>	ZA	ZA	ZA	ZA			F-13	2
27	STEP, FLOOR	64310-KZK-D20	ZA	ZA	ZA	ZA			F-7	2
28	STRIPE, L. BODY COVER	86832-KZK-D21	ZA	ZD	ZB	ZC			F-28	17
29	STRIPE, L. FR. COVER	86644-KZK-D21	ZA	ZD	ZB	ZC			F-28	15
30	STRIPE, L. SIDE COVER	86642-KZK-D21	ZA	ZD	ZB	ZC			F-28	9
31	STRIPE, R. BODY COVER	86831-KZK-D21	ZA	ZD	ZB	ZC			F-28	16
32	STRIPE, R. FR. COVER	86643-KZK-D21	ZA	ZD	ZB	ZC			F-28	14
33	STRIPE, R. SIDE COVER	86641-KZK-D21	ZA	ZD	ZB	ZC			F-28	8

Block No.	Ref. No.	Note	Part No.	Description	Reqd. QTY						Serial No.	Parts catalogue code
					C	SCV110F D	F	H	SCV110FB C	H		
E-13	20	D	91109-KVY-902	BEARING, NEEDLE, 20X29X18 (SCHAEFFLER)	1	-	-	-	1	-		
E-13-1	20	T	91109-KVY-902	BEARING, NEEDLE, 20X29X18 (SCHAEFFLER)	-	1	1	1	-	1		
	21	T	91211-K24-901	SEAL, DRIVEN FACE, 34X39X3....	-	2	2	2	-	2		
		D	91211-KWP-901	OIL SEAL, 34X39X3.....	-	2	-	-	-	-		
E-13-2	20	T	91109-KVY-902	BEARING, NEEDLE, 20X29X18 (SCHAEFFLER)	-	1	1	1	-	1		
	21	T	91211-K24-901	SEAL, DRIVEN FACE, 34X39X3....	-	2	2	2	-	2		
		D	91211-KWP-901	OIL SEAL, 34X39X3.....	-	2	-	-	-	-		

NOTE A:PART NO. CHANGE D:NEWLY PROVIDED E:PART NO.DELETION K:REQUIRED NO. CORRECTION L:APPLICATION SERIAL NO. CORRECTION M:PART DESCRIPTION CORRECTION T:APPLICATION CORRECTION Z:REMARKS CHANGE

PARTS CATALOGUE NEWS

BOOKNo. :18KZKCD5

Block No.	Ref. No.	Note	Part No.	Description	Reqd. QTY						Serial No.	Parts catalogue code	
					C	SCV110F D	F	H	SCV110FB C	H			
E-14-1	9	T	91006-KWP-G31	BEARING, RADIAL BALL, 6201 (NBC)	-	-	1	1	-	1	-----	-----	2ID, 5ID, 6ID, ID
		T	91006-KWP-G32	BEARING, RADIAL BALL, 6201 (FAG)	-	-	1	1	-	1	-----	-----	2ID, 5ID, 6ID, ID
E-14-2	9	T	91006-KWP-G31	BEARING, RADIAL BALL, 6201 (NBC)	-	-	1	1	-	1	-----	-----	2ID, 5ID, 6ID, ID
		T	91006-KWP-G32	BEARING, RADIAL BALL, 6201 (FAG)	-	-	1	1	-	1	-----	-----	2ID, 5ID, 6ID, ID
E-15	12	D	91006-KWP-G31	BEARING, RADIAL BALL, 6201 (NBC)	-	1	1	1	-	1			
		D	91006-KWP-G32	BEARING, RADIAL BALL, 6201 (FAG)	-	1	1	1	-	1			
	13	D	91007-KWP-G31	BEARING, RADIAL BALL, 6202 (NBC)	-	1	1	1	-	1			
		D	91007-KWP-G32	BEARING, RADIAL BALL, 6202 (FAG)	-	1	1	1	-	1			
F-13	2		77200-KZK-F01ZA	SEAT COMP., DOUBLE *TYPE1*.....	-	-	1	-	-	1	-----	-----	5ID, 6ID, ID
		A	77200-KZK-D41ZA	.....	-	-	-	1	-	-	-----	-----	2ID, ID

NOTE A:PART NO. CHANGE D:NEWLY PROVIDED E:PART NO. DELETION K:REQUIRED NO. CORRECTION L:APPLICATION SERIAL NO. CORRECTION  
M:PART DESCRIPTION CORRECTION T:APPLICATION CORRECTION Z:REMARKS CHANGE



# PARTS CATALOGUE NEWS

Honda Motor Co., Ltd.  
Service Division Service Information Dept.

## PARTS CATALOGUE - CORRECTED

Printed in Japan

CODE NO.	18KZKCD5
PARTS CATALOGUE NEWS	SCV110F/SCV110FB SCV110FC/D/F/H SCV110FBC/H
NEWS NO.	005

(ID-KD)

Block No.	Ref. No.	Note	Part No.	Description	Reqd. QTY						Serial No.	Parts catalogue code	
					C	SCV110F D	F	H	SCV110FB C	H			
F-6	1	E	61104-428-000	*PART NO. DELETION									
		A	61104-428-010	COLLAR, FR. FENDER (WHITE) . . . . .	2	2	2	-	2	2	-----	-----	51D, 61D
					-	-	-	2	-	-			
		A	61104-428-730	COLLAR, FR. FENDER (BLACK) . . . . .	2	2	2	-	2	2	-----	-----	51D, 61D
					-	-	-	2	-	-			
F-6-1	1	E	61104-428-000	*PART NO. DELETION									
		A	61104-428-010	COLLAR, FR. FENDER (WHITE) . . . . .	-	-	-	2	-	-	-----	-----	21D, 1D
		A	61104-428-730	COLLAR, FR. FENDER (BLACK) . . . . .	-	-	-	2	-	-	-----	-----	21D, 1D

NOTE A:PART NO. CHANGE D:NEWLY PROVIDED E:PART NO. DELETION K:REQUIRED NO. CORRECTION L:APPLICATION SERIAL NO. CORRECTION  
M:PART DESCRIPTION CORRECTION T:APPLICATION CORRECTION Z:REMARKS CHANGE

March 16, 2018



# PARTS CATALOGUE NEWS

Honda Motor Co., Ltd.  
Service Division Service Information Dept.

Printed in Japan

CODE NO.	18KZKCD5
PARTS CATALOGUE NEWS	SCV110F/SCV110FB SCV110FC/D/F/H SCV110FBC/H
NEWS NO.	006

(ID-KD)

## NEW MODEL SCV110Fk-7ID, 8ID AND SCV110FBk-7ID, 8ID TYPES COMPONENT

### PARTS-MARKETED

This Parts News lists SCV110Fk-7ID, 8ID and SCV110FBk-7ID, 8ID types parts exclusively and is based on SCV110FH-5ID, 6ID and SCV110FBH-5ID, 6ID types listed on the SCV110FC/D/F/H and SCV110FBC/H Parts Catalogue. All other parts not listed herein are the same as SCV110FH-5ID, 6ID and SCV110FBH-5ID, 6ID types parts.

Model	Area code	Type	Applicable engine serial No.	Applicable frame serial No.	Applicable carburetor identification No.
SCV110Fk	7ID	India	JF39E-4000001~	ME4JF39HBJ7000001~	5TJ A
	8ID	India	JF39E-5000001~	ME4JF39BJ7000001~	
SCV110FBk	7ID	India	JF39E-4000001~	ME4JF39KBJ7000001~	
	8ID	India	JF39E-5000001~	ME4JF39LBJ7000001~	

NOTE A:PART NO. CHANGE D:NEWLY PROVIDED E:PART NO. DELETION K:REQUIRED NO. CORRECTION L:APPLICATION SERIAL NO. CORRECTION  
M:PART DESCRIPTION CORRECTION T:APPLICATION CORRECTION Z:REMARKS CHANGE

## PARTS CATALOGUE NEWS

BOOKNo. :18KZKCD5

SCV110F (SCV110Fk).....7ID

No.	MODEL		SCV110FK							
	COLOR		Candy jazzy blue	Sports red	Pearl sports yellow	Vibrant orange	Applicable model		Applicable block No.	Ref.No.
	CODE		B-221C	R-321	Y-206P	YR-250	Initial applicable model	Final applicable model		
	Name of colored parts	Basic part No.	B221	R321	Y206	YR250				
1	COVER COMP., RR. HANDLE	53250-KZK-D20	ZA	ZA	ZA	ZA			F-4	4
2	COVER SET, FR.	64200-KZK-D21	ZA	ZD	ZB	ZC			F-6-1	2
3	COVER SET, FR. HANDLE	53200-KZK-D20	ZB	ZE	ZC	ZD			F-4	13
4	COVER SET, L. BODY	83200-KZK-E00	ZA	ZD	ZB	ZC			F-8	8
5	COVER SET, L. FLOOR SIDE	64500-KZK-D21	ZA	ZD	ZB	ZC			F-7	14
6	COVER SET, R. BODY	83100-KZK-D20	ZA	ZD	ZB	ZC			F-8	7
7	COVER SET, R. FLOOR SIDE	64400-KZK-D21	ZA	ZD	ZB	ZC			F-7	13
8	COVER, CENTER	80151-KZK-E00	ZA	ZA	ZA	ZA			F-8	6
9	COVER, FR. LOWER	64305-KZK-D20	ZE	ZC	ZA	ZB			F-6-1	6
10	COVER, FR. TOP	64301-KZK-D20	ZE	ZC	ZA	ZB			F-6-1	4
11	COVER, INNER	81131-KZK-E00	ZA	ZA	ZA	ZA			F-6-1	7
12	COVER, L. BODY SIDE	83620-KZK-D20	ZA	ZA	ZA	ZA			F-8	12
13	COVER, L. RR. SIDE	83630-KZK-D20	ZA	ZA	ZA	ZA			F-8	13
14	COVER, R. BODY SIDE	83520-KZK-D20	ZA	ZA	ZA	ZA			F-8	10
15	COVER, R. RR. SIDE	83530-KZK-D20	ZA	ZA	ZA	ZA			F-8	11
16	COVER, RR. CENTER	83510-KZK-D20	ZA	ZA	ZA	ZA			F-8	23
17	FENDER B, FR.	61110-KZK-D20	ZA	ZA	ZA	ZA			F-5	7
18	FENDER SET, FR.	61000-KZK-D20	ZB	ZA	ZC	ZA			F-5	5
19	FENDER SET, RR.	80120-KZK-900	ZA	ZA	ZA	ZA			F-15	6
20	GRIP, RR.	77300-KZK-900	ZG	ZC	ZC	ZC			F-8	5
21	HOOK, LUGGAGE	81132-KWP-H00	ZA	ZA	ZA	ZA			F-6-1	18
22	MARK	61106-KWP-910	ZB	-	ZB	-			F-28-1	1
23	MARK	86611-KZK-910	-	ZA	-	ZA			F-28-1	1
24	MARK, HET BS 4	86833-K43-900	ZA	ZA	ZA	ZA			F-28-1	17
25	MARK, HONDA	86101-KZK-D20	ZC	ZC	ZB	ZB			F-28-1	2

NOTE A:PART NO. CHANGE D:NEWLY PROVIDED E:PART NO. DELETION K:REQUIRED NO. CORRECTION L:APPLICATION SERIAL NO. CORRECTION  
M:PART DESCRIPTION CORRECTION T:APPLICATION CORRECTION Z:REMARKS CHANGE

## PARTS CATALOGUE NEWS

BOOKNo. :18KZKCD5

## SCV110F (SCV110Fk).....7ID

No.	MODEL		SCV110FK							
	COLOR		Candy jazzy blue	Sports red	Pearl sports yellow	Vibrant orange	Applicable model		Applicable block No.	Ref.No.
	CODE		B-221C	R-321	Y-206P	YR-250				
	Name of colored parts	Basic part No.	B221	R321	Y206	YR250	Initial applicable model	Final applicable model		
26	MARK, HONDA	86102-KZK-900	ZA	ZA	ZA	ZA			F-28-1	3
27	PANEL SUB COMP., FR. BRAKE	45010-KZK-E00	ZA	ZA	ZA	ZA			F-11	5
28	SEAT COMP., DOUBLE	77200-KZK-D41	ZA	ZA	ZA	ZA			F-13	2
29	SEAT COMP., DOUBLE	77200-KZK-F01	ZA	ZA	ZA	ZA			F-13	2
30	STEP, FLOOR	64310-KZK-D20	ZA	ZA	ZA	ZA			F-7	2
31	STRIPE, L. BODY COVER	86832-KZK-D21	ZA	ZD	ZB	ZC			F-28-1	15
32	STRIPE, L. FLOOR SIDE COVER	86642-KZK-D21	ZA	ZD	ZB	ZC			F-28-1	8
33	STRIPE, L. FR. COVER	86644-KZK-D21	ZA	ZD	ZB	ZC			F-28-1	11
34	STRIPE, R. BODY COVER	86831-KZK-D21	ZA	ZD	ZB	ZC			F-28-1	13
35	STRIPE, R. FLOOR SIDE COVER	86641-KZK-D21	ZA	ZD	ZB	ZC			F-28-1	6
36	STRIPE, R. FR. COVER	86643-KZK-D21	ZA	ZD	ZB	ZC			F-28-1	10
37	WHEEL SUB ASSY., FR.	44650-KZK-E00	ZA	ZA	ZA	ZA			F-10	6
38	WHEEL SUB ASSY., RR.	42650-KZK-E00	ZA	ZA	ZA	ZA			F-12	2

NOTE A:PART NO. CHANGE D:NEWLY PROVIDED E:PART NO. DELETION K:REQUIRED NO. CORRECTION L:APPLICATION SERIAL NO. CORRECTION  
M:PART DESCRIPTION CORRECTION T:APPLICATION CORRECTION Z:REMARKS CHANGE



## PARTS CATALOGUE NEWS

BOOKNo. :18KZKCD5

## SCV110F (SCV110Fk).....8ID

No.	MODEL		SCV110FK						
	COLOR		Mat marshal green metallic GY-155M	Pearl igneous black NH-B05P	Dazzle yellow metallic Y-230M	Applicable model		Applicable block No.	Ref.No.
	CODE		GY155	NHB05	Y230	Initial applicable model	Final applicable model		
	Name of colored parts	Basic part No.							
1	COVER COMP., RR. HANDLE	53250-KZK-E10	ZA	ZA	ZA			F-4	4
2	COVER SET, FR.	64200-KZK-E10	ZC	ZB	ZA			F-6-1	2
3	COVER SET, FR. HANDLE	53200-KZK-E10	ZD	ZC	ZB			F-4	13
4	COVER SET, L. BODY	83200-KZK-E10	ZC	ZB	ZA			F-8	8
5	COVER SET, L. FLOOR SIDE	64500-KZK-E10	ZC	ZB	ZA			F-7	14
6	COVER SET, R. BODY	83100-KZK-E10	ZC	ZB	ZA			F-8	7
7	COVER SET, R. FLOOR SIDE	64400-KZK-E10	ZC	ZB	ZA			F-7	13
8	COVER, CENTER	80151-KZK-E00	ZA	ZA	ZA			F-8	6
9	COVER, FR. LOWER	64305-KZK-D20	ZG	ZF	ZF			F-6-1	6
10	COVER, FR. TOP	64301-KZK-D20	ZJ	ZH	ZF			F-6-1	4
11	COVER, INNER	81131-KZK-E00	ZA	ZA	ZA			F-6-1	7
12	COVER, L. BODY SIDE	83620-KZK-D20	ZA	ZA	ZA			F-8	12
13	COVER, L. RR. SIDE	83630-KZK-D20	ZA	ZA	ZA			F-8	13
14	COVER, R. BODY SIDE	83520-KZK-D20	ZA	ZA	ZA			F-8	10
15	COVER, R. RR. SIDE	83530-KZK-D20	ZA	ZA	ZA			F-8	11
16	COVER, RR. CENTER	83510-KZK-D20	ZA	ZA	ZA			F-8	23
17	FENDER B, FR.	61110-KZK-D20	ZA	ZA	ZA			F-5	7
18	FENDER SET, FR.	61000-KZK-E10	ZD	ZC	ZB			F-5	5
19	FENDER SET, RR.	80120-KZK-900	ZA	ZA	ZA			F-15	6
20	GRIP, RR.	77300-KZK-900	ZC	ZH	ZH			F-8	5
21	HOOK, LUGGAGE	81132-KWP-H00	ZA	ZA	ZA			F-6-1	18
22	MARK	61106-K38-950	ZA	-	-			F-28-1	1
23	MARK	61106-KWP-910	-	ZA	ZB			F-28-1	1
24	MARK, HET BS 4	86833-K43-900	ZA	ZA	ZA			F-28-1	17
25	MARK, HONDA	86101-KZK-D20	ZA	ZC	ZB			F-28-1	2

NOTE A:PART NO. CHANGE D:NEWLY PROVIDED E:PART NO. DELETION K:REQUIRED NO. CORRECTION L:APPLICATION SERIAL NO. CORRECTION  
M:PART DESCRIPTION CORRECTION T:APPLICATION CORRECTION Z:REMARKS CHANGE

## PARTS CATALOGUE NEWS

BOOKNo. :18KZKCD5

SCV110F (SCV110Fk).....8ID

No.	MODEL		SCV110FK						
	COLOR		Mat marshal green metallic GY-155M	Pearl igneous black NH-B05P	Dazzle yellow metallic Y-230M	Applicable model		Applicable block No.	Ref.No.
	CODE		GY155	NHB05	Y230	Initial applicable model	Final applicable model		
	Name of colored parts	Basic part No.							
26	MARK, HONDA	86102-KZK-900	ZA	ZA	ZA			F-28-1	3
27	PANEL COMP., FR. BRAKE	45100-KZK-E10	ZA	ZA	ZA			F-11	29
28	SEAT COMP., DOUBLE	77200-KZK-D41	ZA	ZA	ZA			F-13	2
29	SEAT COMP., DOUBLE	77200-KZK-F01	ZA	ZA	ZA			F-13	2
30	STEP, FLOOR	64310-KZK-D20	ZA	ZA	ZA			F-7	2
31	STRIPE A, L. FR. COVER	86644-KZK-E10	ZC	ZB	ZA			F-28-1	11
32	STRIPE A, R. FR. COVER	86643-KZK-E10	ZC	ZB	ZA			F-28-1	10
33	STRIPE B, FR. COVER	86645-KZK-E10	ZA	ZB	ZB			F-28-1	12
34	STRIPE, L. BODY COVER	86832-KZK-E10	ZC	ZB	ZA			F-28-1	16
35	STRIPE, L. FLOOR SIDE COVER	86642-KZK-E10	ZC	ZB	ZA			F-28-1	9
36	STRIPE, R. BODY COVER	86831-KZK-E10	ZC	ZB	ZA			F-28-1	14
37	STRIPE, R. FLOOR SIDE COVER	86641-KZK-E10	ZC	ZB	ZA			F-28-1	7
38	WHEEL SUB ASSY., FR.	44650-KZK-E10	ZA	ZA	ZA			F-10	6
39	WHEEL SUB ASSY., RR.	42650-KZK-E10	ZA	ZA	ZA			F-12	2

NOTE A:PART NO. CHANGE D:NEWLY PROVIDED E:PART NO. DELETION K:REQUIRED NO. CORRECTION L:APPLICATION SERIAL NO. CORRECTION  
M:PART DESCRIPTION CORRECTION T:APPLICATION CORRECTION Z:REMARKS CHANGE

## PARTS CATALOGUE NEWS

BOOKNo. :18KZKCD5

## SCV110FB (SCV110FBK).....7ID

No.	MODEL		SCV110FBK				
	COLOR		Mat axis gray metallic NH-303M	Applicable model		Applicable block No.	Ref.No.
	CODE			Initial applicable model	Final applicable model		
	Name of colored parts	Basic part No.	NH303				
1	COVER COMP., RR. HANDLE	53250-KZK-D20	ZA			F-4	4
2	COVER SET, FR.	64200-KZK-C30	ZA			F-6-1	2
3	COVER SET, FR. HANDLE	53200-KZK-D20	ZA			F-4	13
4	COVER SET, L. BODY	83200-KZK-E30	ZA			F-8	8
5	COVER SET, R. BODY	83100-KZK-D50	ZB			F-8	7
6	COVER, CENTER	80151-KZK-E00	ZA			F-8	6
7	COVER, FR. LOWER	64305-KZK-D20	ZD			F-6-1	6
8	COVER, FR. TOP	64301-KZK-D20	ZD			F-6-1	4
9	COVER, INNER	81131-KZK-E00	ZA			F-6-1	7
10	COVER, L. BODY SIDE	83620-KZK-D20	ZA			F-8	12
11	COVER, L. FLOOR SIDE	64330-KZK-D20	ZA			F-7	4
12	COVER, L. RR. SIDE	83630-KZK-D20	ZA			F-8	13
13	COVER, R. BODY SIDE	83520-KZK-D20	ZA			F-8	10
14	COVER, R. FLOOR SIDE	64320-KZK-D20	ZA			F-7	3
15	COVER, R. RR. SIDE	83530-KZK-D20	ZA			F-8	11
16	COVER, RR. CENTER	83510-KZK-D20	ZA			F-8	23
17	FENDER B, FR.	61110-KZK-D20	ZA			F-5	7
18	FENDER SET, FR.	61000-KZK-D20	ZA			F-5	5
19	FENDER SET, RR.	80120-KZK-900	ZA			F-15	6
20	GRIP, RR.	77300-KZK-900	ZC			F-8	5
21	HOOK, LUGGAGE	81132-KWP-H00	ZA			F-6-1	18
22	MARK	86611-KZK-910	ZA			F-28-1	1
23	MARK	86861-KZK-C30	ZA			F-28-1	19
24	MARK, HET BS 4	86833-K43-900	ZA			F-28-1	17
25	MARK, HONDA	86101-KZK-D20	ZA			F-28-1	2

NOTE A:PART NO. CHANGE D:NEWLY PROVIDED E:PART NO. DELETION K:REQUIRED NO. CORRECTION L:APPLICATION SERIAL NO. CORRECTION  
M:PART DESCRIPTION CORRECTION T:APPLICATION CORRECTION Z:REMARKS CHANGE

PARTS CATALOGUE NEWS

BOOKNo. :18KZKCD5

SCV110FB (SCV110FBk).....7ID

No.	MODEL		SCV110FBK				
	COLOR		Mat axis gray metallic NH-303M	Applicable model		Applicable block No.	Ref.No.
	CODE			Initial applicable model	Final applicable model		
	Name of colored parts	Basic part No.	NH303				
26	MARK, HONDA	86102-KZK-900	ZA			F-28-1	3
27	PANEL SUB COMP., FR. BRAKE	45010-KZK-E00	ZA			F-11	5
28	SEAT COMP., DOUBLE	77200-KZK-D41	ZA			F-13	2
29	SEAT COMP., DOUBLE	77200-KZK-F01	ZA			F-13	2
30	STEP, FLOOR	64310-KZK-D20	ZA			F-7	2
31	WHEEL SUB ASSY., FR.	44650-KZK-E00	ZA			F-10	6
32	WHEEL SUB ASSY., RR.	42650-KZK-E00	ZA			F-12	2

NOTE A:PART NO. CHANGE D:NEWLY PROVIDED E:PART NO. DELETION K:REQUIRED NO. CORRECTION L:APPLICATION SERIAL NO. CORRECTION  
M:PART DESCRIPTION CORRECTION T:APPLICATION CORRECTION Z:REMARKS CHANGE

## PARTS CATALOGUE NEWS

BOOKNo. :18KZKCD5

## SCV110FB (SCV110FBK).....8ID

No.	MODEL		SCV110FBK				
	COLOR		Mat axis gray metallic NH-303M	Applicable model		Applicable block No.	Ref.No.
	CODE			Initial applicable model	Final applicable model		
	Name of colored parts	Basic part No.	NH303				
1	COVER COMP., RR. HANDLE	53250-KZK-E10	ZA			F-4	4
2	COVER SET, FR.	64200-KZK-E40	ZA			F-6-1	2
3	COVER SET, FR. HANDLE	53200-KZK-D20	ZA			F-4	13
4	COVER SET, L. BODY	83200-KZK-E40	ZA			F-8	8
5	COVER SET, R. BODY	83100-KZK-E40	ZA			F-8	7
6	COVER, CENTER	80151-KZK-E00	ZA			F-8	6
7	COVER, FR. LOWER	64305-KZK-D20	ZD			F-6-1	6
8	COVER, FR. TOP	64301-KZK-D20	ZD			F-6-1	4
9	COVER, INNER	81131-KZK-E00	ZA			F-6-1	7
10	COVER, L. BODY SIDE	83620-KZK-D20	ZA			F-8	12
11	COVER, L. FLOOR SIDE	64330-KZK-D20	ZA			F-7	4
12	COVER, L. RR. SIDE	83630-KZK-D20	ZA			F-8	13
13	COVER, R. BODY SIDE	83520-KZK-D20	ZA			F-8	10
14	COVER, R. FLOOR SIDE	64320-KZK-D20	ZA			F-7	3
15	COVER, R. RR. SIDE	83530-KZK-D20	ZA			F-8	11
16	COVER, RR. CENTER	83510-KZK-D20	ZA			F-8	23
17	FENDER B, FR.	61110-KZK-D20	ZA			F-5	7
18	FENDER SET, FR.	61000-KZK-D20	ZA			F-5	5
19	FENDER SET, RR.	80120-KZK-900	ZA			F-15	6
20	GRIP, RR.	77300-KZK-900	ZC			F-8	5
21	HOOK, LUGGAGE	81132-KWP-H00	ZA			F-6-1	18
22	MARK	86611-KZK-910	ZA			F-28-1	1
23	MARK	86834-KZK-E40	ZA			F-28-1	18
24	MARK	86861-KZK-C30	ZA			F-28-1	19
25	MARK, HET BS 4	86833-K43-900	ZA			F-28-1	17

NOTE A:PART NO. CHANGE D:NEWLY PROVIDED E:PART NO. DELETION K:REQUIRED NO. CORRECTION L:APPLICATION SERIAL NO. CORRECTION  
M:PART DESCRIPTION CORRECTION T:APPLICATION CORRECTION Z:REMARKS CHANGE

## PARTS CATALOGUE NEWS

BOOKNo. :18KZKCD5

## SCV110FB (SCV110FBK).....8ID

No.	MODEL		SCV110FBK				
	COLOR		Mat axis gray metallic NH-303M	Applicable model		Applicable block No.	Ref.No.
	CODE			Initial applicable model	Final applicable model		
	Name of colored parts	Basic part No.	NH303				
26	MARK, HONDA	86101-KZK-D20	ZA			F-28-1	2
27	MARK, HONDA	86102-KZK-900	ZA			F-28-1	3
28	PANEL COMP., FR. BRAKE	45100-KZK-E10	ZA			F-11	29
29	SEAT COMP., DOUBLE	77200-KZK-D41	ZA			F-13	2
30	SEAT COMP., DOUBLE	77200-KZK-F01	ZA			F-13	2
31	STEP, FLOOR	64310-KZK-D20	ZA			F-7	2
32	STRIPE B, FR. COVER	86645-KZK-E10	ZA			F-28-1	12
33	WHEEL SUB ASSY., FR.	44650-KZK-E00	ZA			F-10	6
34	WHEEL SUB ASSY., RR.	42650-KZK-E00	ZA			F-12	2

NOTE A:PART NO. CHANGE D:NEWLY PROVIDED E:PART NO. DELETION K:REQUIRED NO. CORRECTION L:APPLICATION SERIAL NO. CORRECTION  
M:PART DESCRIPTION CORRECTION T:APPLICATION CORRECTION Z:REMARKS CHANGE

PARTS CATALOGUE NEWS

BOOKNo. :18KZKCD5

Block No.	Ref. No.	Part No.	Description	Reqd. QTY								Base Part No.	Parts catalogue code		
				SCV110											
				C	D	F	F	H	C	FB	H			F	FB
E-1	2	19621-KWP-H00	SHROUD, IN.....	-	-	-	-	-	-	-	-	1	1	19621-KWP-D00	71D, 81D
	4	19631-KWP-H00	SHROUD, EX.....	-	-	-	-	-	-	-	-	1	1	19631-KVT-D00	71D, 81D
	11	19610-KWP-H00	COVER COMP., FAN.....	-	-	-	-	-	-	-	-	1	1	19610-KWP-D00	71D, 81D
E-2	2	12310-KWP-H00	COVER COMP., HEAD.....	-	-	-	-	-	-	-	-	1	1	12310-KWP-901	71D, 81D
	8	90601-KWP-F00	CLIP, TUBE (B12).....	-	-	-	-	-	-	-	-	1	1	95002-02120	71D, 81D
	10	90653-KWP-F00	CLIP, TUBE (B12.5).....	-	-	-	-	-	-	-	-	1	1	95002-02130	71D, 81D
E-3	1	12200-KWP-H00	HEAD COMP., CYLINDER.....	-	-	-	-	-	-	-	-	1	1	12200-KWP-D00	71D, 81D
	12	31917-KWP-H02	PLUG, SPARK (UR6DE0) (BOSCH)....	-	-	-	-	-	-	-	-	1	1		71D, 81D
E-4	2	14100-KWP-D01	CAMSHAFT COMP.....	-	-	-	-	-	-	-	-	1	1	14100-KWP-D00	71D, 81D
E-5	3	14520-KZK-D21	LIFTER ASSY., TENSIONER (ADVIK)	-	-	-	-	-	-	-	-	1	1	14520-KPL-840	71D, 81D
E-7	1	11100-KVT-G00	CRANKCASE COMP., R.....	-	-	-	-	-	-	-	-	1	1	11100-KWP-D01	71D, 81D
	2	11103-K24-G00	BUSH, ENGINE HANGER RUBBER....	-	-	-	-	-	-	-	-	1	1	11103-KWP-900	71D, 81D
	4	15651-K24-G00	GAUGE, OIL LEVEL.....	-	-	-	-	-	-	-	-	1	1	15651-KWP-900	71D, 81D
	9	90131-KRM-840	BOLT, DRAIN PLUG, 12MM.....	-	-	-	-	-	-	-	-	1	1	92800-12000	71D, 81D
	10	90401-KWP-F00	WASHER, DRAIN PLUG, 12MM.....	-	-	-	-	-	-	-	-	1	1	94109-12000	71D, 81D
E-8	2	31110-KWP-H01	FLYWHEEL COMP.....	-	-	-	-	-	-	-	-	1	1	31110-KWP-D01	71D, 81D
	3	31120-KZK-E01	STATOR COMP.....	-	-	-	-	-	-	-	-	1	1	31120-KZK-D01	71D, 81D
	13	91540-KWP-901	CLIP, HARNESS BAND.....	-	-	-	-	-	-	-	-	1	1		71D, 81D
E-10	1		PINION ASSY., STARTER (14T/40T) (MITSUBA)	-	-	-	-	-	-	-	-	0	0	28120-KVB-901	71D, 81D
	2		HOLDER COMP., STARTER PINION..	-	-	-	-	-	-	-	-	0	0	28150-KPL-900	71D, 81D
	5		MOTOR UNIT, STARTER (MITSUBA)..	-	-	-	-	-	-	-	-	0	0	31210-KZK-901	71D, 81D
	7		HARNESS COMP., STARTING MOTOR.	-	-	-	-	-	-	-	-	0	0	32105-KZK-F01	71D, 81D
	8		O-RING.....	-	-	-	-	-	-	-	-	0	0	91309-KEE-630	71D, 81D
	9		SCREW-WASHER, 4X6.....	-	-	-	-	-	-	-	-	0	0	93892-04006-08	71D, 81D

NOTE A:PART NO. CHANGE D:NEWLY PROVIDED E:PART NO.DELETION K:REQUIRED NO. CORRECTION L:APPLICATION SERIAL NO. CORRECTION  
M:PART DESCRIPTION CORRECTION T:APPLICATION CORRECTION Z:REMARKS CHANGE

## PARTS CATALOGUE NEWS

BOOKNo. :18KZKCD5

Block No.	Ref. No.	Part No.	Description	Reqd. QTY								Base Part No.	Parts catalogue code
				C	D	F	H	FB	F	FB	K		
	10		SCREW-WASHER, 5X16.....	-	-	-	-	-	-	0	0	93892-05016-08	71D, 81D
	11		BOLT, FLANGE, 6X35.....	-	-	-	-	-	-	0	0	96001-06035-00	71D, 81D
	12		BRACKET COMP., FR.....	-	-	-	-	-	-	0	0	31214-KZK-901	71D, 81D
E-10-1	1	28120-KVT-G01	PINION ASSY., STARTER (14/40T).	-	-	-	-	-	-	1	1		71D, 81D
	2	28150-KPL-900	HOLDER COMP., STARTER PINION..	-	-	-	-	-	-	1	1		71D, 81D
	3	31210-KVT-G01	MOTOR, STARTER (KINETIC TAIGENE)	-	-	-	-	-	-	1	1		71D, 81D
	4	31214-KVT-G01	BRACKET ASSY., FR.....	-	-	-	-	-	-	1	1		71D, 81D
	5	32105-KZK-D21	HARNES COMP., STARTING MOTOR.	-	-	-	-	-	-	1	1		71D, 81D
	6	93892-04006-08	SCREW-WASHER, 4X6.....	-	-	-	-	-	-	1	1		71D, 81D
	7	96001-06035-00	BOLT, FLANGE, 6X35.....	-	-	-	-	-	-	2	2		71D, 81D
	8	31207-KVT-G01	SCREW, HEX., 5X15.....	-	-	-	-	-	-	3	3		71D, 81D
	9	31208-KVT-G01	WASHER, SPRING, 5MM.....	-	-	-	-	-	-	3	3		71D, 81D
	10	31309-KVT-G01	O-RING.....	-	-	-	-	-	-	1	1		71D, 81D
E-11	1		CLAMPER COMP., RR. BRAKE CABLE	-	-	-	-	-	-	0	0	11230-KZK-900	71D, 81D
	2	11341-K83-D00	COVER, L. SIDE.....	-	-	-	-	-	-	1	1	11341-KZK-D00	71D, 81D
	3	11342-K86-D00	PLATE, L. COVER.....	-	-	-	-	-	-	1	1	11342-KWP-D00	71D, 81D
	10	11230-K74-N00	CLAMPER COMP., RR. BRAKE CABLE	-	-	-	-	-	-	1	1		71D, 81D
E-12	1	22011-KWP-G30	PIECE SET, SLIDE.....	-	-	-	-	-	-	1	1	22011-KPL-940	71D, 81D
	7	22123-KWP-D00	ROLLER SET, WEIGHT.....	-	-	-	-	-	-	1	1		71D, 81D
	10	28230-KWP-H00	GEAR COMP., KICK DRIVEN(7T)...	-	-	-	-	-	-	1	1	28230-KZL-840	71D, 81D
	11	28250-KWP-H00	SPINDLE COMP., KICK STARTER (57T)	-	-	-	-	-	-	1	1	28250-KWP-D00	71D, 81D
	14	28281-K32-700	SPRING, KICK RETURN.....	-	-	-	-	-	-	1	1	28281-KZL-C00	71D, 81D
E-13-1	5	22535-KWP-H00	WEIGHT SET, CLUTCH(F. C. C.)....	-	-	-	-	-	-	1	1	22535-KWP-D00	71D, 81D

NOTE A:PART NO. CHANGE D:NEWLY PROVIDED E:PART NO.DELETION K:REQUIRED NO. CORRECTION L:APPLICATION SERIAL NO. CORRECTION  
M:PART DESCRIPTION CORRECTION T:APPLICATION CORRECTION Z:REMARKS CHANGE



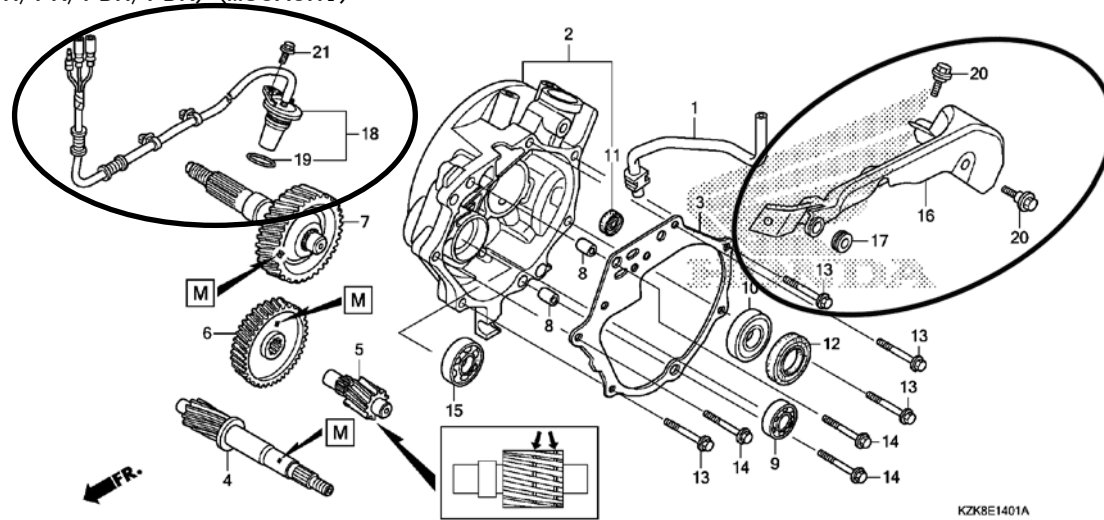
PARTS CATALOGUE NEWS

BOOKNo. :18KZKCD5

Block No.	Ref. No.	Part No.	Description	Reqd. QTY								Base Part No.	Parts catalogue code	
				C	D	F	F	H	C	H	F			FB
	8	23205-KWP-H00	FACE SET, DRIVEN (F. C. C.).....	-	-	-	-	-	-	-	1	1	23205-KWP-D00	7ID, 8ID
		23205-KWP-H00	FACE SET, DRIVEN (F. C. C.).....	-	-	-	-	-	-	-	1	1	23205-KWP-F00	7ID, 8ID
	19	91004-GGC-G01	BEARING, RADIAL BALL, 6902U...	-	-	-	-	-	-	-	1	1		7ID, 8ID
E-13-2	19	91002-GA7-701	BEARING, RADIAL BALL, 6902U (NTN)	-	-	-	-	-	-	-	1	1		7ID, 8ID
	20	91001-KCW-003	BEARING, NEEDLE, 20X29X18 (NTN)	-	-	-	-	-	-	-	1	1		7ID, 8ID

E-14-1 TRANSMISSION (SCV110FF-ID/FH/FK/FBH/FBK) (MUSASHI)

Ref. No.	(Relative ref. Number)	Description	FRT
18	(19)	SENSOR, SPEEDOMETER .....	0.5
617198			



E-14-1	1	11220-KWP-H00	TUBE, MISSION BREATHER.....	-	-	-	-	-	-	-	1	1	11220-GCC-000	7ID, 8ID
	2	21200-KWP-H00	CASE COMP., MISSION.....	-	-	-	-	-	-	-	1	1	21200-KZK-900	7ID
		21200-KWP-H20	CASE COMP., MISSION.....	-	-	-	-	-	-	-	1	1	21200-KZK-900	8ID
	4	23411-KVT-F00	DRIVESHAFT (19T).....	-	-	-	-	-	-	-	1	1	23411-KWP-D00	7ID, 8ID
	5	23421-KVT-G00	COUNTERSHAFT (13T).....	-	-	-	-	-	-	-	1	1	23421-KWP-D00	7ID, 8ID
	7	23430-KWP-H00	GEAR COMP., FINAL (49T).....	-	-	-	-	-	-	-	1	1	23430-KWP-F00	7ID, 8ID

NOTE A:PART NO. CHANGE D:NEWLY PROVIDED E:PART NO. DELETION K:REQUIRED NO. CORRECTION L:APPLICATION SERIAL NO. CORRECTION  
M:PART DESCRIPTION CORRECTION T:APPLICATION CORRECTION Z:REMARKS CHANGE

PARTS CATALOGUE NEWS

BOOKNo. :18KZKCD5

Block No.	Ref. No.	Part No.	Description	Reqd. QTY								Base Part No.	Parts catalogue code
				C	D	F	SCV110 H	FB C	H	F K	FB K		
	9		BEARING, RADIAL BALL, 6201 (NSK)	-	-	-	-	-	-	0	0	91006-KWP-901	71D, 81D
			BEARING, RADIAL BALL, 6201....	-	-	-	-	-	-	0	0	96100-62010-00	71D, 81D
	10		BEARING, RADIAL BALL, 6004UU (NSK)	-	-	-	-	-	-	0	0	91008-KWP-D01	71D, 81D
	11		OIL SEAL, 14X20X3.2 (FENNER)...	-	-	-	-	-	-	0	0	91204-KWP-D01	71D, 81D
	12		OIL SEAL, 27X42X7 (FENNER).....	-	-	-	-	-	-	0	0	91225-KWP-D02	71D, 81D
	16	32112-K24-900	PROTECTOR, SPEED SENSOR.....	-	-	-	-	-	-	1	1		81D
	17	32113-KWN-900	GROMMET, SPEED SENSOR PROTECTOR	-	-	-	-	-	-	1	1		81D
	18	37700-KZK-E11	SENSOR ASSY., SPEED.....	-	-	-	-	-	-	1	1		81D
	19	37701-K38-901	O-RING, 17.7X2.4.....	-	-	-	-	-	-	1	1		81D
	20	90100-K24-900	BOLT, FLANGE, 6MM.....	-	-	-	-	-	-	2	2		81D
	21	95701-06018-00	BOLT, FLANGE, 6X18.....	-	-	-	-	-	-	1	1		81D

NOTE A:PART NO. CHANGE D:NEWLY PROVIDED E:PART NO. DELETION K:REQUIRED NO. CORRECTION L:APPLICATION SERIAL NO. CORRECTION  
M:PART DESCRIPTION CORRECTION T:APPLICATION CORRECTION Z:REMARKS CHANGE

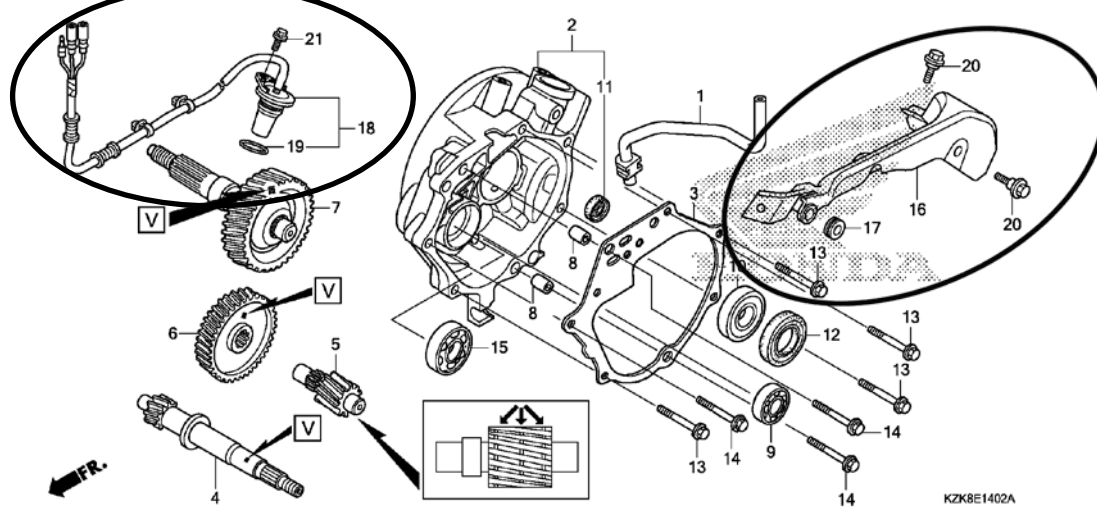
PARTS CATALOGUE NEWS

BOOKNo. :18KZKCD5

Block No.	Ref. No.	Part No.	Description	Reqd. QTY						Base Part No.	Parts catalogue code
				C	D	F	H	FB	FK		

E-14-2 TRANSMISSION (SCV110FF-ID/FH/FK/FBH/FBK) (VARROC)

Ref. No.	(Relative ref. Number)	Description	FRT
18	(19)	SENSOR, SPEEDOMETER .....	0.5
617198			



E-14-2	1	11220-KWP-H00	TUBE, MISSION BREATHER.....	-	-	-	-	-	1	1	11220-GCC-000	71D, 81D
	2	21200-KWP-H00	CASE COMP., MISSION.....	-	-	-	-	-	1	1	21200-KZK-900	71D
		21200-KWP-H20	CASE COMP., MISSION.....	-	-	-	-	-	1	1	21200-KZK-900	81D
	4	23411-KWP-H10	DRIVESHAFT (19T).....	-	-	-	-	-	1	1	23411-KWP-F20	71D, 81D
	5	23421-KWP-H10	COUNTERSHAFT (13T).....	-	-	-	-	-	1	1	23421-KWP-F20	71D, 81D
	6	23422-KWP-H10	GEAR, COUNTER (51T).....	-	-	-	-	-	1	1	23422-KWP-F20	71D, 81D
	7	23430-KWP-H10	GEAR COMP., FINAL (49T).....	-	-	-	-	-	1	1	23430-KWP-F20	71D, 81D
	9		BEARING, RADIAL BALL, 6201....	-	-	-	-	-	0	0	96100-62010-00	71D, 81D
	16	32112-K24-900	PROTECTOR, SPEED SENSOR.....	-	-	-	-	-	1	1		81D
	17	32113-KWN-900	GROMMET, SPEED SENSOR PROTECTOR	-	-	-	-	-	1	1		81D
	18	37700-KZK-E11	SENSOR ASSY., SPEED.....	-	-	-	-	-	1	1		81D

NOTE A:PART NO. CHANGE D:NEWLY PROVIDED E:PART NO. DELETION K:REQUIRED NO. CORRECTION L:APPLICATION SERIAL NO. CORRECTION  
M:PART DESCRIPTION CORRECTION T:APPLICATION CORRECTION Z:REMARKS CHANGE

## PARTS CATALOGUE NEWS

BOOKNo. :18KZKCD5

Block No.	Ref. No.	Part No.	Description	Reqd. QTY								Base Part No.	Parts catalogue code	
				C	D	F	SCV110 H	FB C	H	F K	FB K			
	19	37701-K38-901	O-RING, 17.7X2.4.....	-	-	-	-	-	-	-	1	1		81D
	20	90100-K24-900	BOLT, FLANGE, 6MM.....	-	-	-	-	-	-	-	2	2		81D
	21	95701-06018-00	BOLT, FLANGE, 6X18.....	-	-	-	-	-	-	-	1	1		81D
E-15	1	11103-K24-G00	BUSH, ENGINE HANGER RUBBER....	-	-	-	-	-	-	-	1	1	11103-KWP-900	71D, 81D
	2	11200-KWP-H00	CRANKCASE COMP., L.....	-	-	-	-	-	-	-	1	1	11200-KWP-D01	71D
		11200-KWP-H20	CRANKCASE COMP., L.....	-	-	-	-	-	-	-	1	1	11200-KWP-D01	81D
	3	11203-K24-G00	BUSH, RR. CUSHION UNDER RUBBER	-	-	-	-	-	-	-	1	1	11203-KWP-D00	71D, 81D
	11	90474-KWP-F00	WASHER, SEALING, 8MM.....	-	-	-	-	-	-	-	2	2	90474-333-000	71D, 81D
	12		BEARING, RADIAL BALL, 6201 (NSK)	-	-	-	-	-	-	-	0	0	91006-KWP-901	71D, 81D
			BEARING, RADIAL BALL, 6201....	-	-	-	-	-	-	-	0	0	96100-62010-00	71D, 81D
	13		BEARING, RADIAL BALL, 6202 (NSK)	-	-	-	-	-	-	-	0	0	91007-KWP-901	71D, 81D
			BEARING, RADIAL BALL, 6202....	-	-	-	-	-	-	-	0	0	96100-62020-00	71D, 81D
E-16	1	13000-KWP-H00	CRANKSHAFT COMP.....	-	-	-	-	-	-	-	1	1	13000-KWP-D01	71D, 81D
E-17	13	16100-KZK-D21	CARBURETOR ASSY. (5TJ A).....	-	-	-	-	-	-	-	1	1	16100-KZK-F01	71D, 81D
F-1	1		CLIP B, HARNESS.....	-	-	-	-	-	-	-	0	0	32930-KVT-901	71D, 81D
	2		HEADLIGHT UNIT.....	-	-	-	-	-	-	-	0	0	33110-KZK-901	71D, 81D
	3		COVER, RUBBER.....	-	-	-	-	-	-	-	0	0	33112-KWS-901	71D, 81D
	4		SUB CORD, HEADLIGHT.....	-	-	-	-	-	-	-	0	0	33120-KZK-901	71D, 81D
	5		BULB, WEDGE BASE (T10 12V 5W)..	-	-	-	-	-	-	-	0	0	33301-KYJ-901	71D, 81D
	6		TUBE.....	-	-	-	-	-	-	-	0	0	33706-KWS-901	71D, 81D
	7		BULB, HEADLIGHT (HS1) (12V 35/35W) (PHILIPS)	-	-	-	-	-	-	-	0	0	34901-KSP-910	71D, 81D
			BULB, HEADLIGHT (HS1) (12V 35/35W) (PHOENIX)	-	-	-	-	-	-	-	0	0	34901-KVN-971	71D, 81D

NOTE A:PART NO. CHANGE D:NEWLY PROVIDED E:PART NO. DELETION K:REQUIRED NO. CORRECTION L:APPLICATION SERIAL NO. CORRECTION  
M:PART DESCRIPTION CORRECTION T:APPLICATION CORRECTION Z:REMARKS CHANGE

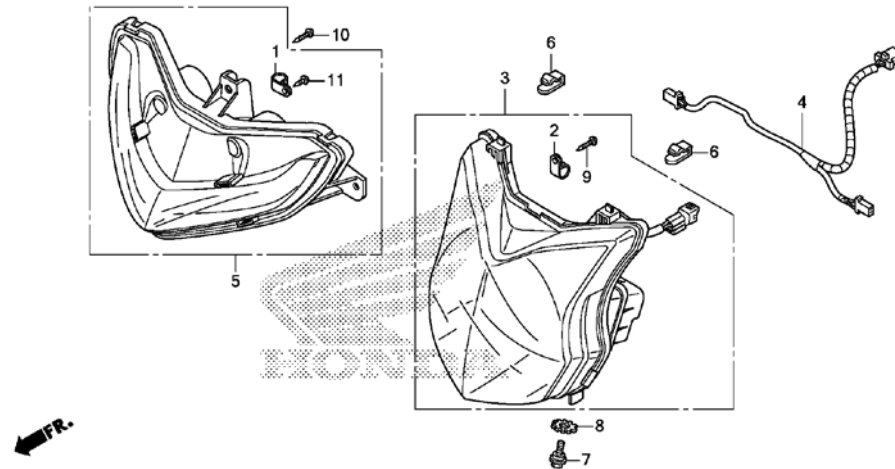
PARTS CATALOGUE NEWS

BOOKNo. :18KZKCD5

Block No.	Ref. No.	Part No.	Description	Reqd. QTY								Base Part No.	Parts catalogue code		
				C	D	F	F	H	C	FB	H			F	FB
	8		CLIP, HEADLIGHT.....	-	-	-	-	-	-	-	-	0	0	53209-GAH-000	71D, 81D
	9		BOLT, ADJUSTER.....	-	-	-	-	-	-	-	-	0	0	90103-KVH-900	71D, 81D
	10		WASHER, LOCK, 6MM.....	-	-	-	-	-	-	-	-	0	0	90307-GW3-980	71D, 81D
	11		SCREW, TAPPING, 4X16.....	-	-	-	-	-	-	-	-	0	0	93901-34420	71D, 81D

F-1-1 HEADLIGHT (SCV110FK/FBK)

Ref. No.	(Relative ref. Number)	Description	FRT
3	6161J4	HEADLIGHT UNIT (A) .....	0.5
4	6161H5	SUB CORD, HEADLIGHT .....	0.2
5	6161MO	LIGHT ASSY., POSITION .....	0.5



KZK8F0101

F-1-1	1	32920-KVT-901	CLIP A, HARNESS.....	-	-	-	-	-	-	-	1	1		71D, 81D
	2	32920-KZK-E01	CLIP, HARNESS.....	-	-	-	-	-	-	-	1	1		71D, 81D
	3	33110-KZK-E01	HEADLIGHT UNIT.....	-	-	-	-	-	-	-	1	1		71D, 81D
	4	33120-KZK-E01	SUB CORD, HEADLIGHT.....	-	-	-	-	-	-	-	1	1		71D, 81D
	5	33180-KZK-D21	LIGHT ASSY., POSITION.....	-	-	-	-	-	-	-	1	1		71D, 81D
	6	53209-GAH-000	CLIP, HEADLIGHT.....	-	-	-	-	-	-	-	2	2		71D, 81D
	7	90103-KVH-900	BOLT, ADJUSTER.....	-	-	-	-	-	-	-	2	2		71D, 81D
	8	90307-GW3-980	WASHER, LOCK, 6MM.....	-	-	-	-	-	-	-	2	2		71D, 81D

NOTE A:PART NO. CHANGE D:NEWLY PROVIDED E:PART NO.DELETION K:REQUIRED NO. CORRECTION L:APPLICATION SERIAL NO. CORRECTION  
M:PART DESCRIPTION CORRECTION T:APPLICATION CORRECTION Z:REMARKS CHANGE

PARTS CATALOGUE NEWS

BOOKNo. :18KZKCD5

Block No.	Ref. No.	Part No.	Description	Reqd. QTY								Base Part No.	Parts catalogue code
				C	D	F	H	FB	F	FB	K		
	9	93901-32310	SCREW, TAPPING, 3X12.....	-	-	-	-	-	-	1	1		71D, 81D
	10	93903-24410	SCREW, TAPPING, 4X16.....	-	-	-	-	-	-	3	3		71D, 81D
	11	93913-14120	SCREW, TAPPING, 4X10.....	-	-	-	-	-	-	1	1		71D, 81D
F-2	1		BULB, WEDGE BASE(T10) (12V 1.7W) (TOSHIBA)	-	-	-	-	-	-	0	0	34908-KVE-900	71D, 81D
	2		BULB, WEDGE BASE(T10) (12V 3W).	-	-	-	-	-	-	0	0	34909-KVE-900	71D, 81D
	3		SPEEDOMETER ASSY. (NIPPON SEIKI)	-	-	-	-	-	-	0	0	37200-KZK-901	71D, 81D
	4		METER COMP., SPEED & FUEL (NIPPON SEIKI)	-	-	-	-	-	-	0	0	37210-KZK-901	71D, 81D
	5		CLAMP.....	-	-	-	-	-	-	0	0	37215-KS3-901	71D, 81D
	6		CASE COMP.....	-	-	-	-	-	-	0	0	37220-KZK-901	71D, 81D
	7		SOCKET COMP.....	-	-	-	-	-	-	0	0	37224-KZK-901	71D, 81D
	8		LENS COMP., METER.....	-	-	-	-	-	-	0	0	37230-KZK-901	71D, 81D
	9		SCREW-WASHER, 3X22.....	-	-	-	-	-	-	0	0	37305-KE5-008	71D, 81D
	10		CABLE COMP., SPEEDOMETER.....	-	-	-	-	-	-	0	0	44830-KWP-901	71D, 81D
	11		SCREW-WASHER, SPECIAL, 4X10...	-	-	-	-	-	-	0	0	90035-166-008	71D, 81D
	12		SCREW, TAPPING, 3X14.....	-	-	-	-	-	-	0	0	90101-KY6-008	71D, 81D
	13		SCREW, TAPPING, 4X14.....	-	-	-	-	-	-	0	0	90109-MZ5-008	71D, 81D
	14		O-RING, 8. 5X1.5 (ARAI).....	-	-	-	-	-	-	0	0	91352-671-003	71D, 81D
	15		SCREW, TAPPING, 5X16.....	-	-	-	-	-	-	0	0	93903-25380	71D, 81D
F-2-1	1	34908-KVE-900	BULB, WEDGE BASE(T10) (12V 1.7W) (TOSHIBA)	-	-	-	-	-	-	2	2		71D
	2	34909-KVE-900	BULB, WEDGE BASE(T10) (12V 3W).	-	-	-	-	-	-	2	2		71D
	3	37200-KZK-E01	SPEEDOMETER ASSY. (KPH).....	-	-	-	-	-	-	1	1		71D
	4	37210-KZK-D21	METER COMP., SPEED & FUEL (KPH) (NIPPON SEIKI)	-	-	-	-	-	-	1	1		71D

NOTE A:PART NO. CHANGE D:NEWLY PROVIDED E:PART NO.DELETION K:REQUIRED NO. CORRECTION L:APPLICATION SERIAL NO. CORRECTION  
M:PART DESCRIPTION CORRECTION T:APPLICATION CORRECTION Z:REMARKS CHANGE

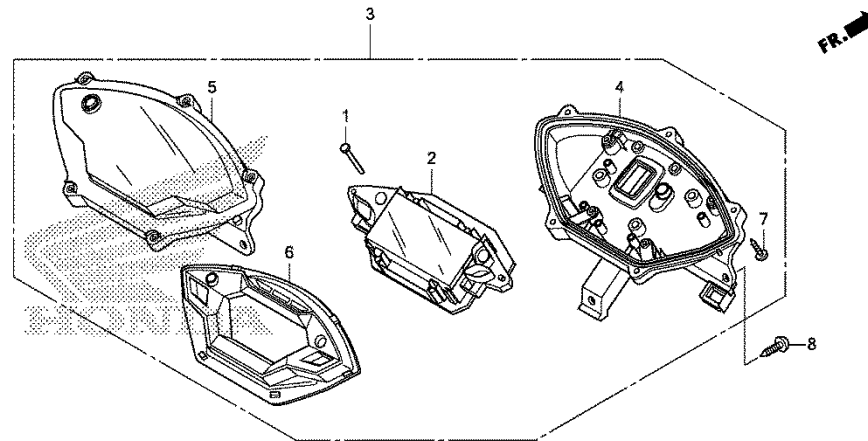
PARTS CATALOGUE NEWS

BOOKNo. :18KZKCD5

Block No.	Ref. No.	Part No.	Description	Reqd. QTY								Base Part No.	Parts catalogue code		
				SCV110											
				C	D	F	F	H	C	H	F			FB	
	5	37215-KS3-901	CLAMP.....	-	-	-	-	-	-	-	-	1	1	71D	
	6	37220-KZK-E01	CASE COMP., LOWER.....	-	-	-	-	-	-	-	-	1	1	71D	
	7	37224-KZK-E01	SOCKET COMP.....	-	-	-	-	-	-	-	-	1	1	71D	
	8	37230-KZK-D21	CASE COMP., UPPER (NIPPON SEIKI)	-	-	-	-	-	-	-	-	1	1	71D	
	9	37305-KE5-008	SCREW-WASHER, 3X22.....	-	-	-	-	-	-	-	-	3	3	71D	
	10	44830-KWP-902	CABLE COMP., SPEEDOMETER.....	-	-	-	-	-	-	-	-	1	1	71D	
	11	90035-166-008	SCREW-WASHER, SPECIAL, 4X10...	-	-	-	-	-	-	-	-	2	2	71D	
	12	90101-KY6-008	SCREW, TAPPING, 3X14.....	-	-	-	-	-	-	-	-	5	5	71D	
	13	90109-MZ5-008	SCREW, TAPPING, 4X14.....	-	-	-	-	-	-	-	-	1	1	71D	
	14	91352-671-003	O-RING, 8.5X1.5 (ARAI).....	-	-	-	-	-	-	-	-	1	1	71D	
	15	93903-25380	SCREW, TAPPING, 5X16.....	-	-	-	-	-	-	-	-	3	3	71D	

F-2-2 METER (3)

Ref. No.	(Relative ref. Number)	Description	FRT
2	8121A2	METER, COMBINATION .....	0.8
3	8121A1	METER ASSY., COMBINATION .....	0.7
4	8121B3	CASE, METER .....	0.7
5	8121H6	LENS, METER (A) .....	0.7
6	4131A3	PLATE, REFLECTING .....	0.7



KZK8F0202

NOTE A:PART NO. CHANGE D:NEWLY PROVIDED E:PART NO.DELETION K:REQUIRED NO. CORRECTION L:APPLICATION SERIAL NO. CORRECTION  
M:PART DESCRIPTION CORRECTION T:APPLICATION CORRECTION Z:REMARKS CHANGE

PARTS CATALOGUE NEWS

BOOKNo. :18KZKCD5

Block No.	Ref. No.	Part No.	Description	Reqd. QTY								Base Part No.	Parts catalogue code		
				C	D	F	F	H	C	FB	H			F	FB
F-2-2	1	37113-KZK-E11	KEY, TOP.....	-	-	-	-	-	-	-	-	1	1	81D	
	2	37130-KZK-E11	METER COMP., LCD (KPH).....	-	-	-	-	-	-	-	-	1	1	81D	
	3	37200-KZK-E11	METER ASSY., COMBINATION (KPH) .	-	-	-	-	-	-	-	-	1	1	81D	
	4	37212-KZK-E11	CASE ASSY., UNDER.....	-	-	-	-	-	-	-	-	1	1	81D	
	5	37213-KZK-E11	LENS ASSY.....	-	-	-	-	-	-	-	-	1	1	81D	
	6	37302-KZK-E11	REFLECTOR ASSY.....	-	-	-	-	-	-	-	-	1	1	81D	
	7	93903-22480	SCREW, TAPPING, 3X16.....	-	-	-	-	-	-	-	-	10	10	81D	
	8	93903-25380	SCREW, TAPPING, 5X16.....	-	-	-	-	-	-	-	-	3	3	81D	
F-3-1	1	06179-KWP-H00	CABLE SET, THROTTLE.....	-	-	-	-	-	-	-	-	1	1	06179-KZK-901	71D, 81D
	3	17950-KWP-H01	CABLE COMP., CHOKE (HI-LEX)....	-	-	-	-	-	-	-	-	1	1	17950-KWP-900	71D, 81D
		17950-KWP-H12	CABLE COMP., CHOKE (SUPRAJIT)..	-	-	-	-	-	-	-	-	1	1	17950-KWP-900	71D, 81D
	5		SWITCH UNIT, LIGHTING (JAY USHIN)	-	-	-	-	-	-	-	-	0	0	35150-KZK-901	71D, 81D
	12	43450-KZK-D21	CABLE COMP., RR. BRAKE (HI-LEX)	-	-	-	-	-	-	-	-	1	1	43450-KZK-910	71D, 81D
		43450-KZK-E01	CABLE COMP., RR. BRAKE (ASK)...	-	-	-	-	-	-	-	-	1	1	43450-KZK-910	71D, 81D
	13	45440-KZK-D21	CABLE COMP., L. FR. BRAKE (HI-LEX)	-	-	-	-	-	-	-	-	1	1	45440-KZK-910	71D, 81D
		45440-KZK-E01	CABLE COMP., L. FR. BRAKE (ASK)	-	-	-	-	-	-	-	-	1	1	45440-KZK-910	71D, 81D
	14	45450-KWP-G01	CABLE COMP., R. FR. BRAKE (HI-LEX)	-	-	-	-	-	-	-	-	1	1	45450-KWP-910	71D, 81D
		45450-KZK-E01	CABLE COMP., R. FR. BRAKE (ASK)	-	-	-	-	-	-	-	-	1	1	45450-KWP-910	71D, 81D
	20	53173-K24-G00	BAND, HANDLE BRACKET.....	-	-	-	-	-	-	-	-	1	1	53173-KPL-900	71D, 81D
	30		CAP, LOCK NUT.....	-	-	-	-	-	-	-	-	0	0	88113-KRP-N40	71D, 81D
	31	88210-KZK-E01	MIRROR COMP., R.....	-	-	-	-	-	-	-	-	1	1		71D, 81D
	32	88220-KZK-E01	MIRROR COMP., L.....	-	-	-	-	-	-	-	-	1	1		71D, 81D
	33		BOLT, ADAPTER, 8MM.....	-	-	-	-	-	-	-	-	0	0	90102-KVT-900	71D, 81D

NOTE A:PART NO. CHANGE D:NEWLY PROVIDED E:PART NO.DELETION K:REQUIRED NO. CORRECTION L:APPLICATION SERIAL NO. CORRECTION  
M:PART DESCRIPTION CORRECTION T:APPLICATION CORRECTION Z:REMARKS CHANGE



PARTS CATALOGUE NEWS

BOOKNo. :18KZKCD5

Block No.	Ref. No.	Part No.	Description	Reqd. QTY								Base Part No.	Parts catalogue code
				C	D	F	H	FB	F	FB	K		
	39		LOCK NUT, R. MIRROR (LEFT HAND THREAD) (BOTH SIDES)	-	-	-	-	-	-	0	0	90310-KPL-900	71D, 81D
	45		MIRROR ASSY., R. BACK.....	-	-	-	-	-	-	0	0	88110-KZK-F01	71D, 81D
	46		MIRROR ASSY., L. BACK.....	-	-	-	-	-	-	0	0	88120-KZK-F01	71D, 81D
F-4	1	53100-KZK-E00	HANDLE COMP., STEERING.....	-	-	-	-	-	-	1	1	53100-KZK-910	71D, 81D
	3		COVER SET, FR. HANDLE (WL) *TYPE3*.....	-	-	-	-	-	-	-	0	53200-KZK-D00ZB	71D, 81D
			COVER SET, FR. HANDLE (WL) *TYPE4*.....	-	-	-	-	-	-	0	-	53200-KZK-F40ZA	71D, 81D
			COVER SET, FR. HANDLE (WL) *TYPE3*.....	-	-	-	-	-	-	0	-	53200-KZK-F40ZB	71D, 81D
			COVER SET, FR. HANDLE (WL) *TYPE2*.....	-	-	-	-	-	-	0	-	53200-KZK-F40ZC	71D, 81D
			COVER SET, FR. HANDLE (WL) *TYPE1*.....	-	-	-	-	-	-	0	-	53200-KZK-F40ZD	71D, 81D
	4	53250-KZK-D20ZA	COVER COMP., RR. HANDLE *NH1*..... BLACK	-	-	-	-	-	-	1	1	53250-KZK-900ZA	71D
		53250-KZK-E10ZA	COVER COMP., RR. HANDLE *NH1*..... BLACK	-	-	-	-	-	-	1	1	53250-KZK-900ZA	81D
	13	53200-KZK-D20ZA	COVER SET, FR. HANDLE (WL) *TYPE5*.....	-	-	-	-	-	-	-	1		71D, 81D
		53200-KZK-D20ZB	COVER SET, FR. HANDLE (WL) *TYPE4*.....	-	-	-	-	-	-	1	-		71D
		53200-KZK-D20ZC	COVER SET, FR. HANDLE (WL) *TYPE3*.....	-	-	-	-	-	-	1	-		71D
		53200-KZK-D20ZD	COVER SET, FR. HANDLE (WL) *TYPE2*.....	-	-	-	-	-	-	1	-		71D
		53200-KZK-D20ZE	COVER SET, FR. HANDLE (WL) *TYPE1*.....	-	-	-	-	-	-	1	-		71D
		53200-KZK-E10ZB	COVER SET, FR. HANDLE (WL) *TYPE3*.....	-	-	-	-	-	-	1	-		81D

NOTE A:PART NO. CHANGE D:NEWLY PROVIDED E:PART NO.DELETION K:REQUIRED NO. CORRECTION L:APPLICATION SERIAL NO. CORRECTION  
M:PART DESCRIPTION CORRECTION T:APPLICATION CORRECTION Z:REMARKS CHANGE

PARTS CATALOGUE NEWS

BOOKNo. :18KZKCD5

Block No.	Ref. No.	Part No.	Description	Reqd. QTY								Base Part No.	Parts catalogue code
				C	D	F	SCV110 H	FB C	H	F K	FB K		
		53200-KZK-E10ZC	COVER SET, FR. HANDLE (WL) *TYPE1*.....	-	-	-	-	-	-	1	-	81D	
		53200-KZK-E10ZD	COVER SET, FR. HANDLE (WL) *TYPE2*.....	-	-	-	-	-	-	1	-	81D	
F-5	1	33740-KZK-951	REFLECTOR, FR. SIDE REFLEX....	-	-	-	-	-	-	2	2	71D	
	2	33762-KZK-950	MOUNT, R. SIDE REFLECTOR.....	-	-	-	-	-	-	1	1	71D	
	3	33862-KZK-950	MOUNT, L. SIDE REFLECTOR.....	-	-	-	-	-	-	1	1	71D	
	4		FENDER SET, FR. (WL) *TYPE3*.....	-	-	-	-	-	-	-	0	61000-KZK-D00ZB 71D	
			FENDER SET, FR. (WL) *TYPE4*.....	-	-	-	-	-	-	0	-	61000-KZK-F40ZA 71D	
			FENDER SET, FR. (WL) *TYPE3*.....	-	-	-	-	-	-	0	-	61000-KZK-F40ZB 71D	
			FENDER SET, FR. (WL) *TYPE2*.....	-	-	-	-	-	-	0	-	61000-KZK-F40ZC 71D	
			FENDER SET, FR. (WL) *TYPE1*.....	-	-	-	-	-	-	0	-	61000-KZK-F40ZD 71D	
	5	61000-KZK-D20ZA	FENDER SET, FR. (WL) *TYPE3*.....	-	-	-	-	-	-	1	1	71D	
		61000-KZK-D20ZA	FENDER SET, FR. (WL) *TYPE3*.....	-	-	-	-	-	-	-	1	61000-KZK-D10ZB 81D	
		61000-KZK-D20ZB	FENDER SET, FR. (WL) *TYPE2*.....	-	-	-	-	-	-	1	-	71D	
		61000-KZK-D20ZC	FENDER SET, FR. (WL) *TYPE1*.....	-	-	-	-	-	-	1	-	71D	
		61000-KZK-E10ZB	FENDER SET, FR. (WL) *TYPE3*.....	-	-	-	-	-	-	1	-	61000-KZK-F10ZB 81D	
		61000-KZK-E10ZC	FENDER SET, FR. (WL) *TYPE1*.....	-	-	-	-	-	-	1	-	61000-KZK-F10ZD 81D	
		61000-KZK-E10ZD	FENDER SET, FR. (WL) *TYPE2*.....	-	-	-	-	-	-	1	-	61000-KZK-F10ZC 81D	

NOTE A:PART NO. CHANGE D:NEWLY PROVIDED E:PART NO.DELETION K:REQUIRED NO. CORRECTION L:APPLICATION SERIAL NO. CORRECTION  
M:PART DESCRIPTION CORRECTION T:APPLICATION CORRECTION Z:REMARKS CHANGE

PARTS CATALOGUE NEWS

BOOKNo. :18KZKCD5

Block No.	Ref. No.	Part No.	Description	Reqd. QTY								Base Part No.	Parts catalogue code
				C	D	F	H	SCV110 C	FB H	F K	FB K		
			FENDER SET, FR. (WL) *TYPE4*.....	-	-	-	-	-	-	0	-	61000-KZK-F10ZA	81D
	7	61110-KZK-D20ZA	FENDER B, FR. *NH1*..... BLACK	-	-	-	-	-	-	1	1	61110-KZK-900ZA	71D, 81D
	9	90301-KWN-901	NUT, U, 5MM.....	-	-	-	-	-	-	2	2		71D
	10	90312-KZK-950	COLLAR, 9. 5X6. 0.....	-	-	-	-	-	-	2	2		71D
	12	94103-05800	WASHER, PLAIN, 5MM.....	-	-	-	-	-	-	2	2		71D
F-6	1		COLLAR, FR. FENDER (WHITE).....	-	-	-	-	-	-	0	0	61104-428-010	71D, 81D
			COLLAR, FR. FENDER (BLACK).....	-	-	-	-	-	-	0	0	61104-428-730	71D, 81D
	2		COVER SET, FR. (WL) *TYPE4*.....	-	-	-	-	-	-	0	-	64200-KZK-F40ZA	81D
			COVER SET, FR. (WL) *TYPE3*.....	-	-	-	-	-	-	0	-	64200-KZK-F40ZB	81D
			COVER SET, FR. (WL) *TYPE2*.....	-	-	-	-	-	-	0	-	64200-KZK-F40ZC	81D
			COVER SET, FR. (WL) *TYPE1*.....	-	-	-	-	-	-	0	-	64200-KZK-F40ZD	81D
			COVER SET, FR. (WL) *TYPE4 2*.....	-	-	-	-	-	-	0	-	64200-KZK-F40ZJ	71D
			COVER SET, FR. (WL) *TYPE3 2*.....	-	-	-	-	-	-	0	-	64200-KZK-F40ZK	71D
			COVER SET, FR. (WL) *TYPE2 2*.....	-	-	-	-	-	-	0	-	64200-KZK-F40ZL	71D
			COVER SET, FR. (WL) *TYPE1 2*.....	-	-	-	-	-	-	0	-	64200-KZK-F40ZM	71D
			COVER SET, FR. (WL) *NH303M* MAT AXIS GRAY METALLIC	-	-	-	-	-	-	0	-	64200-KZK-G10ZB	71D, 81D
	3		STAY, FR. NUMBER PLATE.....	-	-	-	-	-	-	0	0	64303-KZK-900	71D, 81D

NOTE A:PART NO. CHANGE D:NEWLY PROVIDED E:PART NO. DELETION K:REQUIRED NO. CORRECTION L:APPLICATION SERIAL NO. CORRECTION  
M:PART DESCRIPTION CORRECTION T:APPLICATION CORRECTION Z:REMARKS CHANGE

PARTS CATALOGUE NEWS

BOOKNo. :18KZKCD5

Block No.	Ref. No.	Part No.	Description	Reqd. QTY								Base Part No.	Parts catalogue code
				C	D	F	H	SCV110 C	FB H	F K	FB K		
	4		COVER, FR. LOWER *NH303M* MAT AXIS GRAY METALLIC	-	-	-	-	-	-	-	0	64305-KZK-900ZB	71D, 81D
			COVER, FR. LOWER *R321*.....SPORTS RED	-	-	-	-	-	-	-	0	64305-KZK-900ZE	71D, 81D
			COVER, FR. LOWER *NH1*.....BLACK	-	-	-	-	-	-	-	0	64305-KZK-900ZF	71D, 81D
			COVER, FR. LOWER *GY142C*.....CANDY PALM GREEN	-	-	-	-	-	-	-	0	64305-KZK-900ZG	71D, 81D
			COVER, FR. LOWER *B221C*.....CANDY JAZZY BLUE	-	-	-	-	-	-	-	0	64305-KZK-900ZJ	71D, 81D
	5		COVER, INNER *NH1*.....BLACK	-	-	-	-	-	-	-	0	81131-KZK-900ZA	71D, 81D
	6		RUBBER, TAILLIGHT MOUNTING....	-	-	-	-	-	-	-	0	84703-425-000	71D, 81D
	7		SCREW, COWL SETTING(A).....	-	-	-	-	-	-	-	0	90107-KTL-740	71D, 81D
	8		BOLT, INNER COVER.....	-	-	-	-	-	-	-	0	90111-KWP-900	71D, 81D
	9		NUT, CLIP, 5MM.....	-	-	-	-	-	-	-	0	90344-KRP-900	71D, 81D
	10		CLIP, TRIM.....	-	-	-	-	-	-	-	0	90683-KPP-N00	71D, 81D
	11		SCREW, TAPPING, 5X16.....	-	-	-	-	-	-	-	0	93903-25380	71D, 81D
	12		NUT, FLANGE, 6MM.....	-	-	-	-	-	-	-	0	94050-06080	71D, 81D
	13		BOLT, FLANGE, 6X25.....	-	-	-	-	-	-	-	0	95701-06025-00	71D, 81D
	14		RUBBER, KEY CYLINDER.....	-	-	-	-	-	-	-	0	81132-KZK-900	71D, 81D

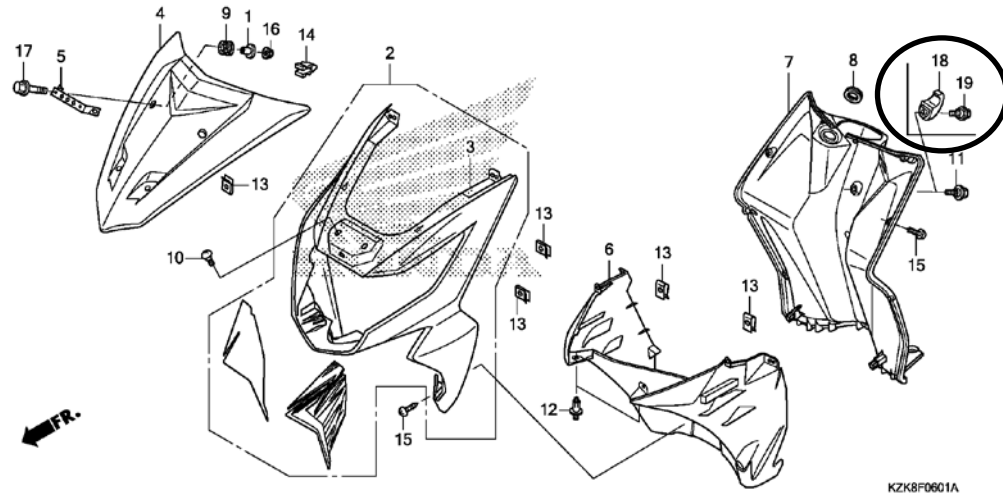
NOTE A:PART NO. CHANGE D:NEWLY PROVIDED E:PART NO.DELETION K:REQUIRED NO. CORRECTION L:APPLICATION SERIAL NO. CORRECTION  
M:PART DESCRIPTION CORRECTION T:APPLICATION CORRECTION Z:REMARKS CHANGE

PARTS CATALOGUE NEWS

BOOKNo. :18KZKCD5

Block No.	Ref. No.	Part No.	Description	Reqd. QTY							Base Part No.	Parts catalogue code
				C	D	F	H	FB	F	FB		

F-6-1 FRONT COVER (2)



KZK8F0601A

F-6-1	1	61104-428-730	COLLAR, FR. FENDER (BLACK).....	-	-	-	-	-	-	2	2	71D, 81D
	2	64200-KZK-C30ZA	COVER SET, FR. (WL) *TYPE1*.....	-	-	-	-	-	-	-	1	71D
		64200-KZK-D21ZA	COVER SET, FR. (WL) *TYPE4*.....	-	-	-	-	-	-	1	-	71D
		64200-KZK-D21ZB	COVER SET, FR. (WL) *TYPE3*.....	-	-	-	-	-	-	1	-	71D
		64200-KZK-D21ZC	COVER SET, FR. (WL) *TYPE2*.....	-	-	-	-	-	-	1	-	71D
		64200-KZK-D21ZD	COVER SET, FR. (WL) *TYPE1*.....	-	-	-	-	-	-	1	-	71D
		64200-KZK-E10ZA	COVER SET, FR. (WL) *TYPE3*.....	-	-	-	-	-	-	1	-	81D
		64200-KZK-E10ZB	COVER SET, FR. (WL) *TYPE1*.....	-	-	-	-	-	-	1	-	81D

NOTE A:PART NO. CHANGE D:NEWLY PROVIDED E:PART NO. DELETION K:REQUIRED NO. CORRECTION L:APPLICATION SERIAL NO. CORRECTION  
M:PART DESCRIPTION CORRECTION T:APPLICATION CORRECTION Z:REMARKS CHANGE

PARTS CATALOGUE NEWS

BOOKNo. :18KZKCD5

Block No.	Ref. No.	Part No.	Description	Reqd. QTY								Base Part No.	Parts catalogue code
				C	D	F	F	H	C	H	F		
		64200-KZK-E10ZC	COVER SET, FR. (WL) *TYPE2*.....	-	-	-	-	-	-	-	1	-	81D
		64200-KZK-E40ZA	COVER SET, FR. (WL) *TYPE1*.....	-	-	-	-	-	-	-	-	1	81D
4		64301-KZK-D20ZA	COVER, FR. TOP *Y206P*...PEARL SPORTS YELLOW	-	-	-	-	-	-	-	1	-	71D
		64301-KZK-D20ZB	COVER, FR. TOP *YR250*..... VIBRANT ORANGE	-	-	-	-	-	-	-	1	-	71D
		64301-KZK-D20ZC	COVER, FR. TOP *R321*..... SPORTS RED	-	-	-	-	-	-	-	1	-	71D
		64301-KZK-D20ZD	COVER, FR. TOP *NH303M* MAT AXIS GRAY METALLIC	-	-	-	-	-	-	-	-	1	71D, 81D
		64301-KZK-D20ZE	COVER, FR. TOP *B221C*..... CANDY JAZZY BLUE	-	-	-	-	-	-	-	1	-	71D
		64301-KZK-D20ZF	COVER, FR. TOP *Y230M* DAZZLE YELLOW METALLIC	-	-	-	-	-	-	-	1	-	81D
		64301-KZK-D20ZH	COVER, FR. TOP *NHB05P*... PEARL IGNEOUS BLACK	-	-	-	-	-	-	-	1	-	81D
		64301-KZK-D20ZJ	COVER, FR. TOP *GY155M* MAT MARSHAL GREEN METALLIC	-	-	-	-	-	-	-	1	-	81D
5		64303-KZK-D20	STAY, FR. NUMBER PLATE.....	-	-	-	-	-	-	-	1	1	71D, 81D
6		64305-KZK-D20ZA	COVER, FR. LOWER *Y226R*..... CITRIC YELLOW R	-	-	-	-	-	-	-	1	-	71D
		64305-KZK-D20ZB	COVER, FR. LOWER *YR350R*..... TITONIA ORANGE R	-	-	-	-	-	-	-	1	-	71D
		64305-KZK-D20ZC	COVER, FR. LOWER *R232*..... PATRIOT RED	-	-	-	-	-	-	-	1	-	71D
		64305-KZK-D20ZD	COVER, FR. LOWER *NH1*..... BLACK	-	-	-	-	-	-	-	-	1	71D, 81D

NOTE A:PART NO. CHANGE D:NEWLY PROVIDED E:PART NO.DELETION K:REQUIRED NO. CORRECTION L:APPLICATION SERIAL NO. CORRECTION  
M:PART DESCRIPTION CORRECTION T:APPLICATION CORRECTION Z:REMARKS CHANGE

PARTS CATALOGUE NEWS

BOOKNo. :18KZKCD5

Block No.	Ref. No.	Part No.	Description	Reqd. QTY								Base Part No.	Parts catalogue code
				C	D	F	F	SCV110 H	FB C	H	F		
		64305-KZK-D20ZE	COVER, FR. LOWER *B230R*.....LOMOND BLUE R	-	-	-	-	-	-	-	1	-	71D
		64305-KZK-D20ZF	COVER, FR. LOWER *NHB69R*.....ORCUS GRAY R	-	-	-	-	-	-	-	1	-	81D
		64305-KZK-D20ZG	COVER, FR. LOWER *G210R*.....RANGER GREEN R	-	-	-	-	-	-	-	1	-	81D
7		81131-KZK-E00ZA	COVER, INNER *NH1*.....BLACK	-	-	-	-	-	-	-	1	1	71D, 81D
9		84703-425-000	RUBBER, TAILLIGHT MOUNTING....	-	-	-	-	-	-	-	2	2	71D, 81D
10		90109-KTL-740	BOLT, FAIRING SETTING.....	-	-	-	-	-	-	-	2	2	71D, 81D
12		90116-SP0-003	CLIP, BUMPER SEAL.....	-	-	-	-	-	-	-	2	2	71D, 81D
13		90344-KRP-900	NUT, CLIP, 5MM.....	-	-	-	-	-	-	-	8	8	71D, 81D
14		90666-SDA-A01	CLIP, SNAP FITTING (PO) (NATURAL)	-	-	-	-	-	-	-	1	1	71D, 81D
15		93903-25380	SCREW, TAPPING, 5X16.....	-	-	-	-	-	-	-	12	12	71D, 81D
16		94050-06080	NUT, FLANGE, 6MM.....	-	-	-	-	-	-	-	2	2	71D, 81D
17		95701-06025-00	BOLT, FLANGE, 6X25.....	-	-	-	-	-	-	-	2	2	71D, 81D
18		81132-KWP-H00ZA	HOOK, LUGGAGE *NH1*.....BLACK	-	-	-	-	-	-	-	1	1	71D, 81D
19		90107-KVB-900	BOLT, SPECIAL, 6MM.....	-	-	-	-	-	-	-	1	1	71D, 81D
F-7	2	64310-KZK-D20ZA	STEP, FLOOR *NH1*.....BLACK	-	-	-	-	-	-	-	1	1	64310-KZK-900ZA 71D, 81D
	3	64320-KZK-D20ZA	COVER, R. FLOOR SIDE *NH1*.....BLACK	-	-	-	-	-	-	-	1	-	71D, 81D
			COVER, R. FLOOR SIDE *NH303M* MAT AXIS GRAY METALLIC	-	-	-	-	-	-	-	0	-	64320-KZK-900ZB 71D, 81D
	4	64330-KZK-D20ZA	COVER, L. FLOOR SIDE *NH1*.....BLACK	-	-	-	-	-	-	-	1	-	71D, 81D

NOTE A:PART NO. CHANGE D:NEWLY PROVIDED E:PART NO.DELETION K:REQUIRED NO. CORRECTION L:APPLICATION SERIAL NO. CORRECTION  
M:PART DESCRIPTION CORRECTION T:APPLICATION CORRECTION Z:REMARKS CHANGE

PARTS CATALOGUE NEWS

BOOKNo. :18KZKCD5

Block No.	Ref. No.	Part No.	Description	Reqd. QTY								Base Part No.	Parts catalogue code
				C	D	F	H	SCV110 C	FB H	F K	FB K		
			COVER, L. FLOOR SIDE *NH303M* MAT AXIS GRAY METALLIC	-	-	-	-	-	-	-	0	64330-KZK-900ZB	71D, 81D
	13	64400-KZK-D21ZA	COVER SET, R. FLOOR SIDE (WL) *TYPE4*.....	-	-	-	-	-	-	1	-	64400-KZK-F40ZA	71D
		64400-KZK-D21ZB	COVER SET, R. FLOOR SIDE (WL) *TYPE3*.....	-	-	-	-	-	-	1	-	64400-KZK-F40ZB	71D
		64400-KZK-D21ZC	COVER SET, R. FLOOR SIDE (WL) *TYPE2*.....	-	-	-	-	-	-	1	-	64400-KZK-F40ZC	71D
		64400-KZK-D21ZD	COVER SET, R. FLOOR SIDE (WL) *TYPE1*.....	-	-	-	-	-	-	1	-	64400-KZK-F40ZD	71D
		64400-KZK-E10ZA	COVER SET, R. FLOOR SIDE (WL) *TYPE3*.....	-	-	-	-	-	-	1	-	64400-KZK-F40ZB	81D
		64400-KZK-E10ZB	COVER SET, R. FLOOR SIDE (WL) *TYPE1*.....	-	-	-	-	-	-	1	-	64400-KZK-F40ZD	81D
		64400-KZK-E10ZC	COVER SET, R. FLOOR SIDE (WL) *TYPE2*.....	-	-	-	-	-	-	1	-	64400-KZK-F40ZC	81D
			COVER SET, R. FLOOR SIDE (WL) *TYPE4*.....	-	-	-	-	-	-	0	-	64400-KZK-F40ZA	81D
	14	64500-KZK-D21ZA	COVER SET, L. FLOOR SIDE (WL) *TYPE4*.....	-	-	-	-	-	-	1	-	64500-KZK-F40ZA	71D
		64500-KZK-D21ZB	COVER SET, L. FLOOR SIDE (WL) *TYPE3*.....	-	-	-	-	-	-	1	-	64500-KZK-F40ZB	71D
		64500-KZK-D21ZC	COVER SET, L. FLOOR SIDE (WL) *TYPE2*.....	-	-	-	-	-	-	1	-	64500-KZK-F40ZC	71D
		64500-KZK-D21ZD	COVER SET, L. FLOOR SIDE (WL) *TYPE1*.....	-	-	-	-	-	-	1	-	64500-KZK-F40ZD	71D
		64500-KZK-E10ZA	COVER SET, L. FLOOR SIDE (WL) *TYPE3*.....	-	-	-	-	-	-	1	-	64500-KZK-F40ZB	81D
		64500-KZK-E10ZB	COVER SET, L. FLOOR SIDE (WL) *TYPE1*.....	-	-	-	-	-	-	1	-	64500-KZK-F40ZD	81D
		64500-KZK-E10ZC	COVER SET, L. FLOOR SIDE (WL) *TYPE2*.....	-	-	-	-	-	-	1	-	64500-KZK-F40ZC	81D

NOTE A:PART NO. CHANGE D:NEWLY PROVIDED E:PART NO. DELETION K:REQUIRED NO. CORRECTION L:APPLICATION SERIAL NO. CORRECTION  
M:PART DESCRIPTION CORRECTION T:APPLICATION CORRECTION Z:REMARKS CHANGE

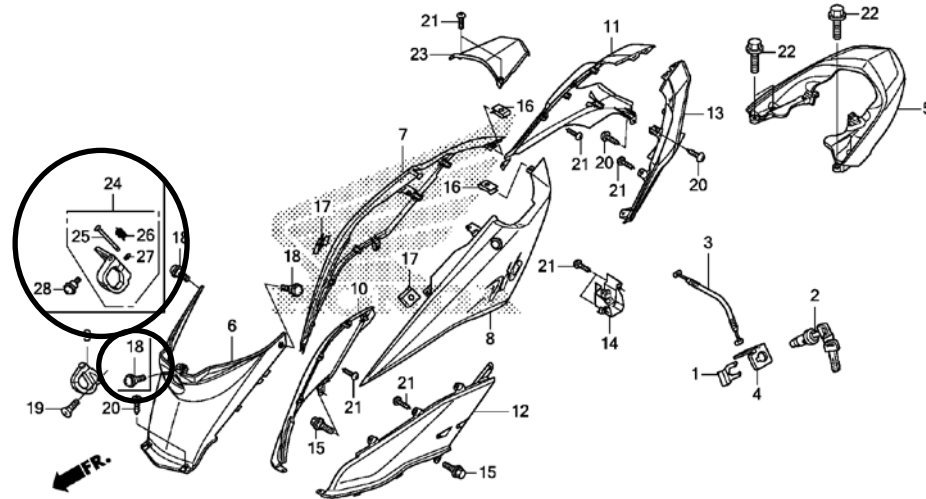


PARTS CATALOGUE NEWS

BOOKNo. :18KZKCD5

Block No.	Ref. No.	Part No.	Description	Reqd. QTY								Base Part No.	Parts catalogue code
				C	D	F	H	FB	F	FB	K		
			COVER SET, L. FLOOR SIDE(WL) *TYPE4*.....	-	-	-	-	-	-	0	-	64500-KZK-F40ZA	81D

F-8 BODY COVER



KZK8F0800B

F-8	1		SPRING, LOCK KEY SETTING.....	-	-	-	-	-	-	0	0	75582-KCW-870	71D, 81D
	2		KEY, SEAT LOCK.....	-	-	-	-	-	-	0	0	77239-KPL-841	71D, 81D
	3		CABLE, SEAT LOCK.....	-	-	-	-	-	-	0	0	77240-KZK-900	71D, 81D
	4		STAY, SEAT LOCK.....	-	-	-	-	-	-	0	0	77241-KZK-900	71D, 81D
	5	77300-KZK-900ZC	GRIP, RR. *NH303M*. MAT AXIS GRAY METALLIC	-	-	-	-	-	-	1	-		71D, 81D
		77300-KZK-900ZH	GRIP, RR. *NHB05P*..PEARL IGNEOUS BLACK	-	-	-	-	-	-	1	-		81D
			GRIP, RR. *NHB63P*..PEARL AMAZING WHITE	-	-	-	-	-	-	0	-	77300-KZK-900ZG	81D
	6	80151-KZK-E00ZA	COVER, CENTER *NH1*..... BLACK	-	-	-	-	-	-	1	1	80151-KZK-900ZA	71D, 81D

NOTE A:PART NO. CHANGE D:NEWLY PROVIDED E:PART NO.DELETION K:REQUIRED NO. CORRECTION L:APPLICATION SERIAL NO. CORRECTION  
M:PART DESCRIPTION CORRECTION T:APPLICATION CORRECTION Z:REMARKS CHANGE

PARTS CATALOGUE NEWS

BOOKNo. :18KZKCD5

Block No.	Ref. No.	Part No.	Description	Reqd. QTY								Base Part No.	Parts catalogue code
				C	D	F	H	FB	F	FB	K		
	7	83100-KZK-D20ZA	COVER SET, R. BODY (WL) *TYPE4*.....	-	-	-	-	-	-	1	-	83100-KZK-F40ZA	71D
		83100-KZK-D20ZB	COVER SET, R. BODY (WL) *TYPE3*.....	-	-	-	-	-	-	1	-	83100-KZK-F40ZB	71D
		83100-KZK-D20ZC	COVER SET, R. BODY (WL) *TYPE2*.....	-	-	-	-	-	-	1	-	83100-KZK-F40ZE	71D
		83100-KZK-D20ZD	COVER SET, R. BODY (WL) *TYPE1*.....	-	-	-	-	-	-	1	-	83100-KZK-F40ZC	71D
		83100-KZK-D50ZB	COVER SET, R. BODY (WL) *NH303M* MAT AXIS GRAY METALLIC	-	-	-	-	-	-	-	1		71D
		83100-KZK-E10ZA	COVER SET, R. BODY (WL) *TYPE3*.....	-	-	-	-	-	-	1	-	83100-KZK-F40ZB	81D
		83100-KZK-E10ZB	COVER SET, R. BODY (WL) *TYPE1*.....	-	-	-	-	-	-	1	-	83100-KZK-F40ZC	81D
		83100-KZK-E10ZC	COVER SET, R. BODY (WL) *TYPE2*.....	-	-	-	-	-	-	1	-	83100-KZK-F40ZE	81D
		83100-KZK-E40ZA	COVER SET, R. BODY (WL) *TYPE1*.....	-	-	-	-	-	-	-	1		81D
			COVER SET, R. BODY (WL) *TYPE3*.....	-	-	-	-	-	-	-	0	83100-KZK-D00ZB	71D, 81D
			COVER SET, R. BODY (WL) *TYPE4*.....	-	-	-	-	-	-	0	-	83100-KZK-F40ZA	81D
	8	83200-KZK-E00ZA	COVER SET, L. BODY (WL) *TYPE4*.....	-	-	-	-	-	-	1	-	83200-KZK-F40ZA	71D
		83200-KZK-E00ZB	COVER SET, L. BODY (WL) *TYPE3*.....	-	-	-	-	-	-	1	-	83200-KZK-F40ZB	71D
		83200-KZK-E00ZC	COVER SET, L. BODY (WL) *TYPE2*.....	-	-	-	-	-	-	1	-	83200-KZK-F40ZE	71D
		83200-KZK-E00ZD	COVER SET, L. BODY (WL) *TYPE1*.....	-	-	-	-	-	-	1	-	83200-KZK-F40ZC	71D
		83200-KZK-E10ZA	COVER SET, L. BODY (WL) *TYPE3*.....	-	-	-	-	-	-	1	-	83200-KZK-F40ZB	81D

NOTE A:PART NO. CHANGE D:NEWLY PROVIDED E:PART NO. DELETION K:REQUIRED NO. CORRECTION L:APPLICATION SERIAL NO. CORRECTION  
M:PART DESCRIPTION CORRECTION T:APPLICATION CORRECTION Z:REMARKS CHANGE

## PARTS CATALOGUE NEWS

BOOKNo. :18KZKCD5

Block No.	Ref. No.	Part No.	Description	Reqd. QTY								Base Part No.	Parts catalogue code
				C	D	F	H	SCV110 C	FB H	F K	FB K		
		83200-KZK-E10ZB	COVER SET, L. BODY (WL) *TYPE1*.....	-	-	-	-	-	-	1	-	83200-KZK-F40ZC	81D
		83200-KZK-E10ZC	COVER SET, L. BODY (WL) *TYPE2*.....	-	-	-	-	-	-	1	-	83200-KZK-F40ZE	81D
		83200-KZK-E30ZA	COVER SET, L. BODY (WL) *TYPE1*.....	-	-	-	-	-	-	-	1		71D
		83200-KZK-E40ZA	COVER SET, L. BODY (WL) *TYPE1*.....	-	-	-	-	-	-	-	1		81D
			COVER SET, L. BODY (WL) *TYPE3*.....	-	-	-	-	-	-	-	0	83200-KZK-D00ZB	71D, 81D
			COVER SET, L. BODY (WL) *TYPE4*.....	-	-	-	-	-	-	0	-	83200-KZK-F40ZA	81D
	9		HOOK, LUGGAGE.....	-	-	-	-	-	-	0	0	83508-KPL-900	71D, 81D
	10	83520-KZK-D20ZA	COVER, R. BODY SIDE *NH1*..... BLACK	-	-	-	-	-	-	1	1	83520-KZK-900ZA	71D, 81D
	11	83530-KZK-D20ZA	COVER, R. RR. SIDE *NH1*..... BLACK	-	-	-	-	-	-	1	1	83530-KZK-900ZA	71D, 81D
	12	83620-KZK-D20ZA	COVER, L. BODY SIDE *NH1*..... BLACK	-	-	-	-	-	-	1	1	83620-KZK-900ZA	71D, 81D
	13	83630-KZK-D20ZA	COVER, L. RR. SIDE *NH1*..... BLACK	-	-	-	-	-	-	1	1	83630-KZK-900ZA	71D, 81D
	14		COVER, SEAT LOCK CABLE.....	-	-	-	-	-	-	0	0	83640-KZK-900	71D, 81D
	18	91509-GE2-760	SCREW, PAN, 5X11.5.....	-	-	-	-	-	-	2	2		71D, 81D
	19		SCREW, FLAT, 5X12.....	-	-	-	-	-	-	0	0	93600-05012-0G	71D, 81D
	21	93903-34480	SCREW, TAPPING, 4X16.....	-	-	-	-	-	-	14	14		71D, 81D
	23	83510-KZK-D20ZA	COVER, RR. CENTER *NH1*..... BLACK	-	-	-	-	-	-	1	1	83510-KZK-901ZB	71D, 81D
	24	81132-K24-G00	HOOK, LUGGAGE.....	-	-	-	-	-	-	1	1		71D, 81D
	25	81136-KTF-670	PIN, HOOK.....	-	-	-	-	-	-	1	1		71D, 81D
	26	81137-KTF-670	SPRING, HOOK.....	-	-	-	-	-	-	1	1		71D, 81D

NOTE A:PART NO. CHANGE D:NEWLY PROVIDED E:PART NO. DELETION K:REQUIRED NO. CORRECTION L:APPLICATION SERIAL NO. CORRECTION  
M:PART DESCRIPTION CORRECTION T:APPLICATION CORRECTION Z:REMARKS CHANGE

PARTS CATALOGUE NEWS

BOOKNo. :18KZKCD5

Block No.	Ref. No.	Part No.	Description	Reqd. QTY								Base Part No.	Parts catalogue code		
				C	D	F	F	H	C	FB	H			F	FB
	27	81138-KTF-670	CIRCLIP.....	-	-	-	-	-	-	-	-	1	1		71D, 81D
	28	90102-GB2-720	SCREW, PAN, 5X16.....	-	-	-	-	-	-	-	-	2	2		71D, 81D
F-9-10	1	51400-KWP-H01	CUSHION ASSY., R. FR. (GABRIEL) (GIL)	-	-	-	-	-	-	-	-	1	1	51400-KWP-E02	71D, 81D
	5	51500-KWP-H01	CUSHION ASSY., L. FR. (GABRIEL) (GIL)	-	-	-	-	-	-	-	-	1	1	51500-KWP-E02	71D, 81D
F-10	2	42711-KWP-G01	TIRE (MAXXIS) (90/100-10 53J)...	-	-	-	-	-	-	-	-	1	1		71D, 81D
	3	42753-K24-G01	VALVE, RIM (ACCURA).....	-	-	-	-	-	-	-	-	1	1		71D, 81D
	6	44650-KZK-E00ZA	WHEEL SUB ASSY., FR. *NH1*..... BLACK	-	-	-	-	-	-	-	-	1	1		71D
		44650-KZK-E00ZA	WHEEL SUB ASSY., FR. *NH1*..... BLACK	-	-	-	-	-	-	-	-	-	1		81D
		44650-KZK-E10ZA	WHEEL SUB ASSY., FR. *NH1*..... BLACK	-	-	-	-	-	-	-	-	1	-		81D
			WHEEL SUB ASSY., FR.....	-	-	-	-	-	-	-	-	0	0	44650-KZK-F00	71D, 81D

NOTE A:PART NO. CHANGE D:NEWLY PROVIDED E:PART NO. DELETION K:REQUIRED NO. CORRECTION L:APPLICATION SERIAL NO. CORRECTION  
M:PART DESCRIPTION CORRECTION T:APPLICATION CORRECTION Z:REMARKS CHANGE

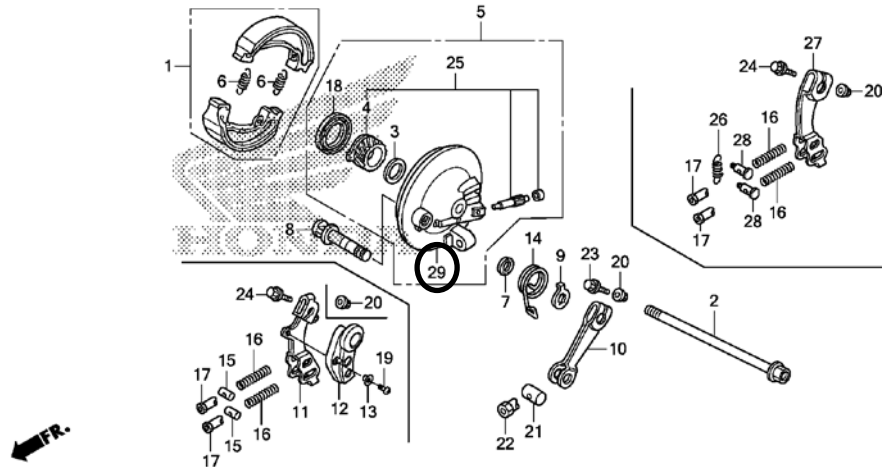
PARTS CATALOGUE NEWS

BOOKNo. :18KZKCD5

Block No.	Ref. No.	Part No.	Description	Reqd. QTY							Base Part No.	Parts catalogue code
				C	D	F	H	FB	F	FB		

F-11 FRONT BRAKE PANEL

Ref. No.	(Relative ref. Number)	Description	FRT
5	(8, 29)		
7111D0		PANEL, FRONT BRAKE .....	0.4



KZK8F1100E

F-11	3	WASHER, SPEEDOMETER GEAR.....	-	-	-	-	-	-	0	0	44809-KPL-900	8ID
	4	GEAR, SPEEDOMETER.....	-	-	-	-	-	-	0	0	44811-KPL-900	8ID
	5	45010-KZK-E00ZA PANEL SUB COMP., FR. BRAKE *NH1*.....BLACK	-	-	-	-	-	-	1	1		7ID
		PANEL SUB COMP., FR. BRAKE....	-	-	-	-	-	-	0	0	45010-KZK-910	7ID, 8ID
	11	ARM COMP., FR. BRAKE.....	-	-	-	-	-	-	0	0	45410-KWP-E00	7ID, 8ID
	15	JOINT, BRAKE ARM.....	-	-	-	-	-	-	0	0	45453-KWP-911	7ID, 8ID
	18	DUST SEAL, 41X60X7.....	-	-	-	-	-	-	0	0	91253-KPL-900	8ID
	25	GEAR SET, SPEEDOMETER.....	-	-	-	-	-	-	0	0	44820-KWP-900	8ID
	26	45134-KWP-G30 SPRING, BRAKE ARM JOINT.....	-	-	-	-	-	-	1	1		7ID, 8ID
	27	45410-KWP-E00 ARM COMP., FR. BRAKE.....	-	-	-	-	-	-	1	1		7ID, 8ID
	28	45453-KWP-G30 JOINT, BRAKE ARM.....	-	-	-	-	-	-	2	2		7ID, 8ID

NOTE A:PART NO. CHANGE D:NEWLY PROVIDED E:PART NO.DELETION K:REQUIRED NO. CORRECTION L:APPLICATION SERIAL NO. CORRECTION  
M:PART DESCRIPTION CORRECTION T:APPLICATION CORRECTION Z:REMARKS CHANGE

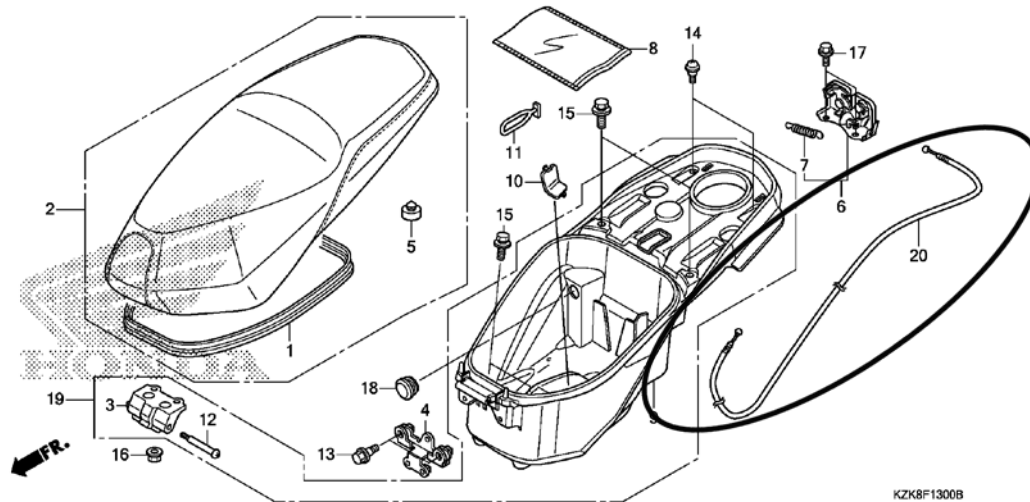
PARTS CATALOGUE NEWS

BOOKNo. :18KZKCD5

Block No.	Ref. No.	Part No.	Description	Reqd. QTY								Base Part No.	Parts catalogue code
				C	D	F	H	FB	F	FB	K		
	29	45100-KZK-E10ZA	PANEL COMP., FR. BRAKE *NH1*..... BLACK	-	-	-	-	-	-	1	1		81D
F-12	2	42650-KZK-E00ZA	WHEEL SUB ASSY., RR. *NH1*..... BLACK	-	-	-	-	-	-	1	1		71D
		42650-KZK-E00ZA	WHEEL SUB ASSY., RR. *NH1*..... BLACK	-	-	-	-	-	-	-	1		81D
		42650-KZK-E10ZA	WHEEL SUB ASSY., RR. *NH1*..... BLACK	-	-	-	-	-	-	1	-		81D
			WHEEL SUB ASSY., RR.....	-	-	-	-	-	-	0	0	42650-KZK-F00	71D, 81D
	4	42711-KWP-G01	TIRE (MAXXIS) (90/100-10 53J)...	-	-	-	-	-	-	1	1		71D, 81D
	5	42753-K24-G01	VALVE, RIM (ACCURA).....	-	-	-	-	-	-	1	1		71D, 81D
	8	43410-KWP-G00	ARM, RR. BRAKE.....	-	-	-	-	-	-	1	1	43410-KWP-900	71D, 81D

F-13 SEAT/LUGGAGE BOX

Ref. No.	(Relative ref. Number)	Description	FRT
20	811175	CABLE, SEAT LOCK .....	0.8



F-13	2	77200-KZK-D41ZA	SEAT COMP., DOUBLE (VARROC) *TYPE1*.....	-	-	-	-	-	-	1	1		71D, 81D
------	---	-----------------	---	---	---	---	---	---	---	---	---	--	----------

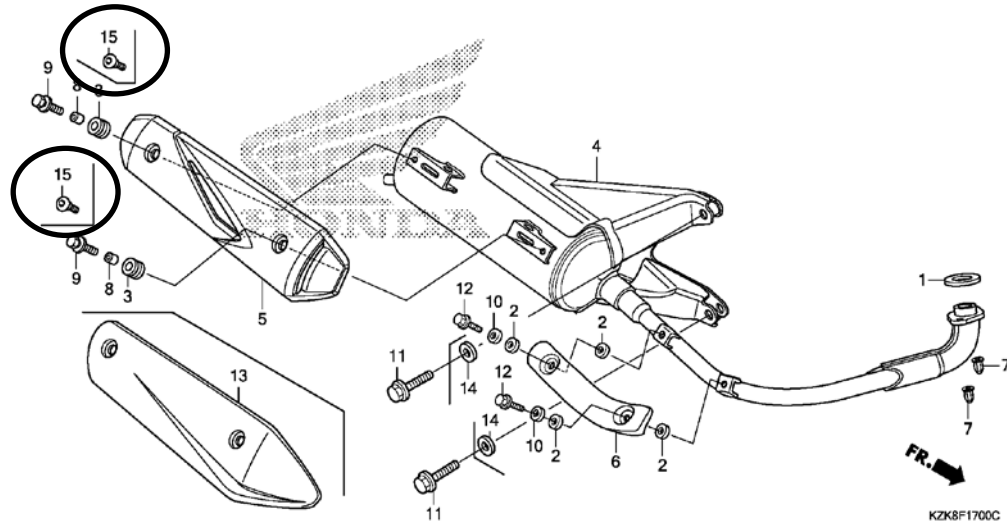
NOTE A:PART NO. CHANGE D:NEWLY PROVIDED E:PART NO.DELETION K:REQUIRED NO. CORRECTION L:APPLICATION SERIAL NO. CORRECTION  
M:PART DESCRIPTION CORRECTION T:APPLICATION CORRECTION Z:REMARKS CHANGE

PARTS CATALOGUE NEWS

BOOKNo. :18KZKCD5

Block No.	Ref. No.	Part No.	Description	Reqd. QTY								Base Part No.	Parts catalogue code	
				C	D	F	SCV110	FB	F	FB	FB			
	3	77201-KWP-G30	HINGE, SEAT.....	-	-	-	-	-	-	-	1	1	77201-KWP-900	71D, 81D
	4	77203-KWP-H00	STAY, HOOK LUGGAGE.....	-	-	-	-	-	-	-	1	1	77203-KWP-900	71D, 81D
	6	77235-K86-D00	CATCH COMP., SEAT.....	-	-	-	-	-	-	-	1	1	77235-KWP-900	71D, 81D
	7	77234-K86-D00	SPRING, SEAT LOCK.....	-	-	-	-	-	-	-	1	1	77236-GBL-000	71D, 81D
	9		BOX, LUGGAGE.....	-	-	-	-	-	-	-	0	0	81250-KZK-900	71D, 81D
	11		BAND, TOOL.....	-	-	-	-	-	-	-	0	0	89012-KWP-900	71D, 81D
	18	90862-KWP-G00	PLUG, END.....	-	-	-	-	-	-	-	1	1		71D, 81D
	19	81260-KZK-D20	BOX ASSY., LUGGAGE.....	-	-	-	-	-	-	-	1	1		71D, 81D
	20	77240-KWP-H01	CABLE COMP., SEAT LOCK (HI-LEX)	-	-	-	-	-	-	-	1	1		71D, 81D
		77240-KWP-H12	CABLE COMP., SEAT LOCK (SEL)...	-	-	-	-	-	-	-	1	1		71D, 81D
F-16	1	17316-KWP-E00	CLIP, BREATHER TUBE.....	-	-	-	-	-	-	-	2	2	17316-611-000	71D, 81D
	15		BOLT, FLANGE, 6X20.....	-	-	-	-	-	-	-	0	0	95702-06020-08	71D, 81D

F-17 EXHAUST MUFFLER



NOTE A:PART NO. CHANGE D:NEWLY PROVIDED E:PART NO. DELETION K:REQUIRED NO. CORRECTION L:APPLICATION SERIAL NO. CORRECTION  
M:PART DESCRIPTION CORRECTION T:APPLICATION CORRECTION Z:REMARKS CHANGE

## PARTS CATALOGUE NEWS

BOOKNo. :18KZKCD5

Block No.	Ref. No.	Part No.	Description	Reqd. QTY								Base Part No.	Parts catalogue code	
				SCV110										
				C	D	F	H	C	FB	H	F			FB
F-17	3	18345-KWP-H00	RUBBER, PROTECTOR MOUNTING....	-	-	-	-	-	-	-	2	2	18293-KVT-900	71D, 81D
	4	18300-KZK-E00	MUFFLER COMP., EX.....	-	-	-	-	-	-	-	1	1	18300-KZK-F00	71D, 81D
	5		PROTECTOR, MUFFLER.....	-	-	-	-	-	-	-	0	0	18318-KZK-900	71D, 81D
	8		COLLAR, 9. 5X10.....	-	-	-	-	-	-	-	0	0	90312-KVT-900	71D, 81D
	9		BOLT-WASHER, 6X20.....	-	-	-	-	-	-	-	0	0	93404-06020-07	71D, 81D
	13	18318-KZK-E00	PROTECTOR, MUFFLER.....	-	-	-	-	-	-	-	1	1		71D, 81D
	14	90510-KVT-G00	WASHER, PLAIN, 10MM.....	-	-	-	-	-	-	-	2	2		71D, 81D
	15	90113-KYJ-710	SCREW, PAN, 6X12.....	-	-	-	-	-	-	-	2	2		71D, 81D
F-18	1	28300-K32-700	ARM ASSY., KICK STARTER.....	-	-	-	-	-	-	-	1	1	28300-KVT-900	71D, 81D
	4	50505-KWP-E00	SPRING ASSY., MAIN STAND.....	-	-	-	-	-	-	-	1	1	50505-GCC-000	71D, 81D
F-19	1	52400-KWP-H01	CUSHION ASSY., RR. (GABRIEL)...	-	-	-	-	-	-	-	1	1	52400-KWP-F02	71D, 81D
F-22-1	4	50330-KZK-E00	TRAY COMP., BATTERY.....	-	-	-	-	-	-	-	1	1	50330-KZK-F00	71D, 81D
	5	50341-KWP-H00	BAND COMP., BATTERY.....	-	-	-	-	-	-	-	1	1	50341-KWP-D00	71D, 81D
	6	50381-KZK-D20	CASE, BATTERY.....	-	-	-	-	-	-	-	1	1	50381-KZK-F00	71D, 81D
F-23	3	17216-KVT-G00	TUBE, DRAIN.....	-	-	-	-	-	-	-	1	1	17216-KVT-940	71D, 81D
	4	17225-KVT-G00	CASE SUB ASSY., AIR CLEANER...	-	-	-	-	-	-	-	1	1	17225-KVT-D00	71D, 81D
	6	17234-KVT-G00	COVER, AIR CLEANER DUCT.....	-	-	-	-	-	-	-	1	1	17234-KVT-D00	71D, 81D
	7	17235-KVT-G00	COVER SUB ASSY., AIR CLEANER..	-	-	-	-	-	-	-	1	1	17235-KVT-D00	71D, 81D
	8	17253-KVT-G00	TUBE, AIR CLEANER CONNECTING..	-	-	-	-	-	-	-	1	1	17253-KWP-900	71D, 81D
	14	17254-K74-N00	BAND, AIR CLEANER CONNECTING TUBE (40)	-	-	-	-	-	-	-	1	1	17254-KWP-D00	71D, 81D
F-24	4		CAP ASSY., NOISE SUPPRESSOR (ANU)	-	-	-	-	-	-	-	0	0	30700-KWP-901	71D, 81D
	6		HARNESS, WIRE.....	-	-	-	-	-	-	-	0	0	32100-KZK-F00	71D, 81D
	7		SWITCH ASSY. SET, COMBINATION & LOCK	-	-	-	-	-	-	-	0	0	35012-KZK-D00	71D, 81D

NOTE A:PART NO. CHANGE D:NEWLY PROVIDED E:PART NO.DELETION K:REQUIRED NO. CORRECTION L:APPLICATION SERIAL NO. CORRECTION  
M:PART DESCRIPTION CORRECTION T:APPLICATION CORRECTION Z:REMARKS CHANGE



PARTS CATALOGUE NEWS

BOOKNo. :18KZKCD5

Block No.	Ref. No.	Part No.	Description	Reqd. QTY								Base Part No.	Parts catalogue code		
				C	D	F	F	H	C	FB	H			F	FB
	8		KEY & SCREW SET.....	-	-	-	-	-	-	-	-	0	0	35014-KZK-D00	71D, 81D
	9		KEY, BLANK.....	-	-	-	-	-	-	-	-	(0)	(0)	35121-KPL-841	71D, 81D
	10		HORN COMP.....	-	-	-	-	-	-	-	-	0	0	38110-KZK-901	71D, 81D
	13		SCREW, FLAT, 6X12.....	-	-	-	-	-	-	-	-	0	0	90164-KEE-630	71D, 81D
	15		CABLE, TIE (LONG).....	-	-	-	-	-	-	-	-	0	0	90657-KRP-901	71D, 81D
	16		BOLT, FLANGE, 6X12.....	-	-	-	-	-	-	-	-	0	0	95701-06012-00	71D, 81D
	17		BOLT, FLANGE, 6X12.....	-	-	-	-	-	-	-	-	0	0	95701-06012-08	71D, 81D
	18		BOLT, FLANGE, 6X16.....	-	-	-	-	-	-	-	-	0	0	95701-06016-08	71D, 81D
	21		COIL ASSY., IGNITION (WINGS)...	-	-	-	-	-	-	-	-	0	0	30500-KWP-D01	71D, 81D
	22		SPACER, IGNITION COIL.....	-	-	-	-	-	-	-	-	0	0	30520-GFM-900	71D, 81D
	23		RECTIFIER COMP., REGULATE (STAR ENGINEERS)	-	-	-	-	-	-	-	-	0	0	31600-KWP-E02	71D, 81D
	24		RELAY COMP., WINKER (STAR ENGINEERS)	-	-	-	-	-	-	-	-	0	0	38301-KWP-D21	71D, 81D
	26		BOLT, HEX., 6X20.....	-	-	-	-	-	-	-	-	0	0	92101-06020-4J	71D, 81D
	28		C. D. I. UNIT.....	-	-	-	-	-	-	-	-	0	0	30410-KZK-F01	71D, 81D
	29		FUSE, BLADE(10A).....	-	-	-	-	-	-	-	-	0	0	98200-31000	71D, 81D
	30		FUSE, BLADE(15A).....	-	-	-	-	-	-	-	-	0	0	98200-31500	71D, 81D

NOTE A:PART NO. CHANGE D:NEWLY PROVIDED E:PART NO. DELETION K:REQUIRED NO. CORRECTION L:APPLICATION SERIAL NO. CORRECTION  
M:PART DESCRIPTION CORRECTION T:APPLICATION CORRECTION Z:REMARKS CHANGE

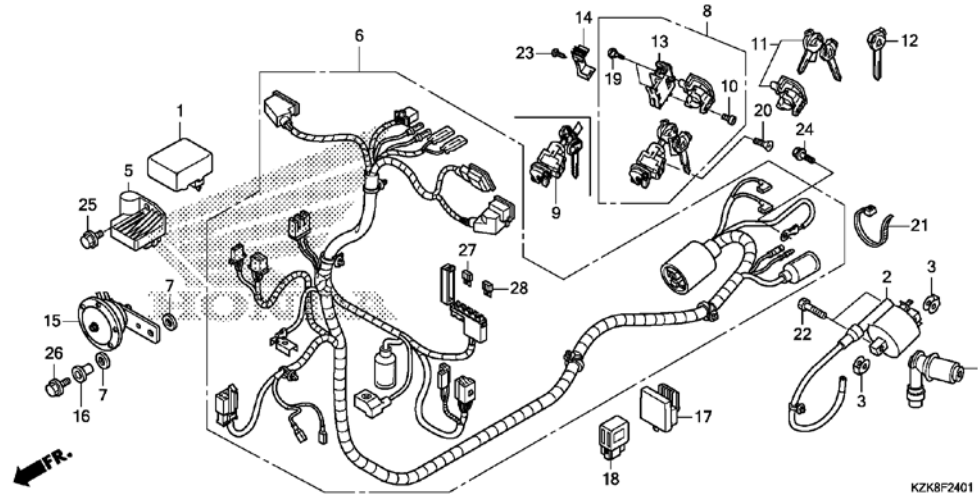
PARTS CATALOGUE NEWS

BOOKNo. :18KZKCD5

Block No.	Ref. No.	Part No.	Description	Reqd. QTY							Base Part No.	Parts catalogue code
				C	D	F	H	C	H	F		

**F-24-1 WIRE HARNESS (SCV110FK/FBK)**

Ref. No.	(Relative ref. Number)	Description	FRT
1	6141A1	IGNITION CONTROL MODULE .....	0.4
2	614105	COIL, IGNITION .....	0.8
5	6131B2	RECTIFIER, REGULATE .....	0.4
6	611100	HARNESS, WIRE .....	1.5
8	6151A1	KEY SET .....	1.4
9	615145	SWITCH, COMBINATION & LOCK ...	1.4
11	6151A2	KEY, SHUTTER .....	1.3
		.EXCLUDES: Key cutting	
13	6151C3	SWITCH, SEAT .....	0.3
15	616169	HORN .....	0.2
17	6111C3	RELAY, WINKER .....	0.3
18	6111C5	RELAY, STARTER .....	0.3



F-24-1	1	30410-KZK-E01	C. D. I. UNIT.....	-	-	-	-	-	-	1	1	71D, 81D
	2	30500-KWP-D01	COIL ASSY., IGNITION(WINGS)...	-	-	-	-	-	-	1	1	71D, 81D
	3	30520-GFM-900	SPACER, IGNITION COIL.....	-	-	-	-	-	-	2	2	71D, 81D
	4	30700-KWP-901	CAP ASSY., NOISE SUPPRESSOR (ANU)	-	-	-	-	-	-	1	1	71D, 81D
	5	31600-KZK-E01	RECTIFIER COMP., REGULATE.....	-	-	-	-	-	-	1	1	71D, 81D
	6	32100-KZK-E00	HARNESS, WIRE.....	-	-	-	-	-	-	1	1	71D
		32100-KZK-E10	HARNESS, WIRE.....	-	-	-	-	-	-	1	1	81D
	7	33714-KL3-620	RUBBER, TAILLIGHT BRACKET.....	-	-	-	-	-	-	2	2	71D, 81D
	8	35010-KWP-H01	KEY SET (JAY USHIN).....	-	-	-	-	-	-	1	1	71D, 81D
	9	35102-KWP-H01	SWITCH ASSY., COMBINATION & LOCK (JAY USHIN)	-	-	-	-	-	-	1	1	71D, 81D
	10	35109-KWP-H01	BOLT, SOCKET, 5X8 (JAY USHIN)..	-	-	-	-	-	-	1	1	71D, 81D

NOTE A:PART NO. CHANGE D:NEWLY PROVIDED E:PART NO. DELETION K:REQUIRED NO. CORRECTION L:APPLICATION SERIAL NO. CORRECTION  
M:PART DESCRIPTION CORRECTION T:APPLICATION CORRECTION Z:REMARKS CHANGE

PARTS CATALOGUE NEWS

BOOKNo. :18KZKCD5

Block No.	Ref. No.	Part No.	Description	Reqd. QTY								Base Part No.	Parts catalogue code	
				C	D	F	F	H	C	FB	H			F
	11	35110-KWP-H01	KEY, SHUTTER (JAY USHIN).....	-	-	-	-	-	-	-	-	1	1	71D, 81D
	12	35121-KWP-H00	KEY, BLANK..... (HOTAGTOP2REPOORDER)	-	-	-	-	-	-	-	-	(1)	(1)	71D, 81D
	13	35190-KWP-H01	SWITCH ASSY., SEAT OPENER (JAY USHIN)	-	-	-	-	-	-	-	-	1	1	71D, 81D
	14	35191-KWP-H01	COVER, CABLE.....	-	-	-	-	-	-	-	-	1	1	71D, 81D
	15	38110-KZK-D21	HORN COMP. (BLOWELL).....	-	-	-	-	-	-	-	-	1	1	71D, 81D
	16	38117-KYJ-T00	COLLAR, HORN SETTING.....	-	-	-	-	-	-	-	-	1	1	71D, 81D
	17	38301-KVT-G01	RELAY COMP., WINKER.....	-	-	-	-	-	-	-	-	1	1	71D, 81D
	18	38501-KPL-901	RELAY COMP., STARTER (MULTILINK)	-	-	-	-	-	-	-	-	1	1	71D, 81D
	19	90101-MT4-000	SCREW, SCREEN SETTING.....	-	-	-	-	-	-	-	-	2	2	71D, 81D
	20	90164-KPL-900	SCREW, U-LOCK FLAT, 6X12.....	-	-	-	-	-	-	-	-	2	2	71D, 81D
	21	90657-KRP-901	CABLE, TIE (LONG).....	-	-	-	-	-	-	-	-	1	1	71D, 81D
	22	92101-06020-4J	BOLT, HEX., 6X20.....	-	-	-	-	-	-	-	-	2	2	71D, 81D
	23	93901-24320	SCREW, TAPPING, 4X12.....	-	-	-	-	-	-	-	-	1	1	71D, 81D
	24	95701-06012-08	BOLT, FLANGE, 6X12.....	-	-	-	-	-	-	-	-	1	1	71D, 81D
	25	95701-06016-08	BOLT, FLANGE, 6X16.....	-	-	-	-	-	-	-	-	1	1	71D, 81D
	26	95701-06020-00	BOLT, FLANGE, 6X20.....	-	-	-	-	-	-	-	-	1	1	71D, 81D
	27	98200-31000	FUSE, BLADE (10A).....	-	-	-	-	-	-	-	-	2	2	71D, 81D
	28	98200-31500	FUSE, BLADE (15A).....	-	-	-	-	-	-	-	-	2	2	71D, 81D

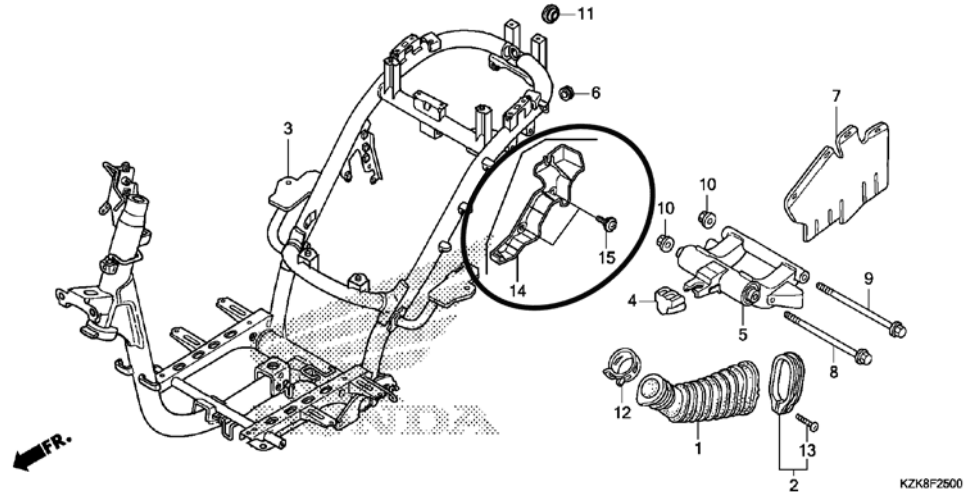
NOTE A:PART NO. CHANGE D:NEWLY PROVIDED E:PART NO.DELETION K:REQUIRED NO. CORRECTION L:APPLICATION SERIAL NO. CORRECTION  
M:PART DESCRIPTION CORRECTION T:APPLICATION CORRECTION Z:REMARKS CHANGE

PARTS CATALOGUE NEWS

BOOKNo. :18KZKCD5

Block No.	Ref. No.	Part No.	Description	Reqd. QTY								Base Part No.	Parts catalogue code
				C	D	F	F	H	C	H	F		

F-25 FRAME BODY



F-25	1	11345-KWP-G00	DUCT, L. COVER.....	-	-	-	-	-	-	1	1	11345-KWP-900	71D, 81D
	3	50100-KZK-E00	BODY COMP., FRAME.....	-	-	-	-	-	-	1	1	50100-KZK-D01	71D, 81D
	5	50355-KVT-G00	LINK SUB ASSY., ENGINE HANGER.	-	-	-	-	-	-	1	1	50355-KWP-G00	71D, 81D
	11	90862-KWP-G00	PLUG, END.....	-	-	-	-	-	-	1	1	90862-GCC-000	71D, 81D
	14	83640-KZK-E00	COVER, SEAT LOCK CABLE.....	-	-	-	-	-	-	1	1		71D, 81D
	15	91509-GE2-760	SCREW, PAN, 5X11.5.....	-	-	-	-	-	-	2	2		71D, 81D

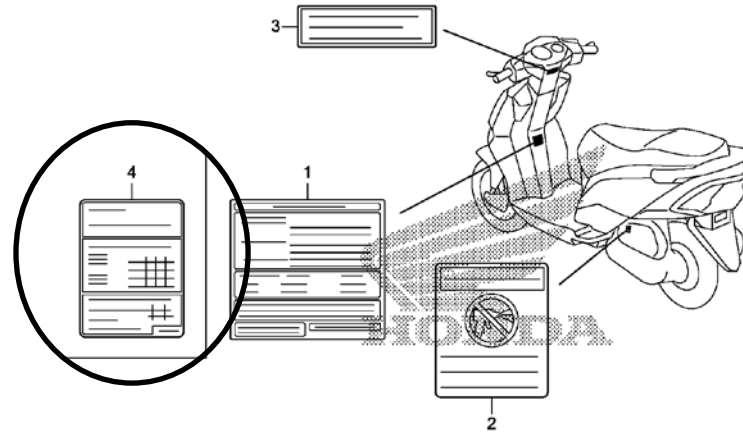
NOTE A:PART NO. CHANGE D:NEWLY PROVIDED E:PART NO.DELETION K:REQUIRED NO. CORRECTION L:APPLICATION SERIAL NO. CORRECTION  
M:PART DESCRIPTION CORRECTION T:APPLICATION CORRECTION Z:REMARKS CHANGE

PARTS CATALOGUE NEWS

BOOKNo. :18KZKCD5

Block No.	Ref. No.	Part No.	Description	Reqd. QTY								Base Part No.	Parts catalogue code
				C	D	F	H	SCV110	FB	F	FB		

F-27 CAUTION LABEL



KZK8F2700A

F-27	1		LABEL, TIRE.....	-	-	-	-	-	-	0	0	87505-KZK-F00	71D, 81D
	4	87505-KWP-H00	LABEL, TYRE.....	-	-	-	-	-	-	1	1		71D, 81D
F-28	1		MARK (COMBI BRAKE) *TYPE1*..... (L. SIDE ONLY)	-	-	-	-	-	-	0	-	61106-KWP-910ZA	71D, 81D
			MARK (COMBI BRAKE) *TYPE2*..... (L. SIDE ONLY)	-	-	-	-	-	-	0	-	61106-KWP-910ZB	71D, 81D
			MARK (COMBI BRAKE) *TYPE2*..... (L. SIDE ONLY)	-	-	-	-	-	-	0	-	86611-KZK-910ZA	71D, 81D
	2		MARK, HONDA (75MM) *TYPE4*.....	-	-	-	-	-	-	0	-	86101-KZK-900ZB	71D, 81D
			MARK, HONDA (75MM) *TYPE3*.....	-	-	-	-	-	-	0	-	86101-KZK-900ZC	71D, 81D

NOTE A:PART NO. CHANGE D:NEWLY PROVIDED E:PART NO.DELETION K:REQUIRED NO. CORRECTION L:APPLICATION SERIAL NO. CORRECTION  
M:PART DESCRIPTION CORRECTION T:APPLICATION CORRECTION Z:REMARKS CHANGE

PARTS CATALOGUE NEWS

BOOKNo. :18KZKCD5

Block No.	Ref. No.	Part No.	Description	Reqd. QTY								Base Part No.	Parts catalogue code		
				C	D	F	F	H	C	FB	H			F	FB
			MARK, HONDA (75MM) *TYPE1*.....	-	-	-	-	-	-	-	-	0	-	86101-KZK-900ZE	71D, 81D
	3		MARK, HONDA *TYPE1*.....	-	-	-	-	-	-	-	-	0	0	86102-KZK-900ZA	71D, 81D
	4		EMBLEM, R. BODY COVER.....	-	-	-	-	-	-	-	-	0	-	86532-KZK-900	71D, 81D
	5		EMBLEM, L. BODY COVER.....	-	-	-	-	-	-	-	-	0	-	86632-KZK-900	71D, 81D
	6		MARK, FR. COVER *TYPE1*.....	-	-	-	-	-	-	-	-	0	-	86641-KZK-G10ZA	71D, 81D
	7		MARK, HET *TYPE1*..... (L. SIDE ONLY)	-	-	-	-	-	-	-	-	0	0	86833-KWP-D00ZA	71D, 81D
	8		STRIPE, R. FLOOR SIDE COVER *TYPE4*.....	-	-	-	-	-	-	-	-	0	-	86641-KZK-F40ZA	71D, 81D
			STRIPE, R. FLOOR SIDE COVER *TYPE3*.....	-	-	-	-	-	-	-	-	0	-	86641-KZK-F40ZB	71D, 81D
			STRIPE, R. FLOOR SIDE COVER *TYPE2*.....	-	-	-	-	-	-	-	-	0	-	86641-KZK-F40ZC	71D, 81D
			STRIPE, R. FLOOR SIDE COVER *TYPE1*.....	-	-	-	-	-	-	-	-	0	-	86641-KZK-F40ZD	71D, 81D
	9		STRIPE, L. FLOOR SIDE COVER *TYPE4*.....	-	-	-	-	-	-	-	-	0	-	86642-KZK-F40ZA	71D, 81D
			STRIPE, L. FLOOR SIDE COVER *TYPE3*.....	-	-	-	-	-	-	-	-	0	-	86642-KZK-F40ZB	71D, 81D
			STRIPE, L. FLOOR SIDE COVER *TYPE2*.....	-	-	-	-	-	-	-	-	0	-	86642-KZK-F40ZC	71D, 81D
			STRIPE, L. FLOOR SIDE COVER *TYPE1*.....	-	-	-	-	-	-	-	-	0	-	86642-KZK-F40ZD	71D, 81D
	10		STRIPE, R. FR. COVER *TYPE4*.....	-	-	-	-	-	-	-	-	0	-	86643-KZK-F40ZA	71D, 81D
			STRIPE, R. FR. COVER *TYPE3*.....	-	-	-	-	-	-	-	-	0	-	86643-KZK-F40ZB	71D, 81D

NOTE A:PART NO. CHANGE D:NEWLY PROVIDED E:PART NO.DELETION K:REQUIRED NO. CORRECTION L:APPLICATION SERIAL NO. CORRECTION  
M:PART DESCRIPTION CORRECTION T:APPLICATION CORRECTION Z:REMARKS CHANGE

## PARTS CATALOGUE NEWS

BOOKNo. :18KZKCD5

Block No.	Ref. No.	Part No.	Description	Reqd. QTY								Base Part No.	Parts catalogue code
				C	D	F	SCV110 H	FB C	H	F K	FB K		
			STRIPE, R. FR. COVER *TYPE2*	-	-	-	-	-	-	0	-	86643-KZK-F40ZC	71D, 81D
			STRIPE, R. FR. COVER *TYPE1*	-	-	-	-	-	-	0	-	86643-KZK-F40ZD	71D, 81D
	11		STRIPE, L. FR. COVER *TYPE4*	-	-	-	-	-	-	0	-	86644-KZK-F40ZA	71D, 81D
			STRIPE, L. FR. COVER *TYPE3*	-	-	-	-	-	-	0	-	86644-KZK-F40ZB	71D, 81D
			STRIPE, L. FR. COVER *TYPE2*	-	-	-	-	-	-	0	-	86644-KZK-F40ZC	71D, 81D
			STRIPE, L. FR. COVER *TYPE1*	-	-	-	-	-	-	0	-	86644-KZK-F40ZD	71D, 81D
	12		STRIPE, R. BODY COVER *TYPE4*	-	-	-	-	-	-	0	-	86831-KZK-F40ZA	71D, 81D
			STRIPE, R. BODY COVER *TYPE3*	-	-	-	-	-	-	0	-	86831-KZK-F40ZB	71D, 81D
			STRIPE, R. BODY COVER *TYPE2*	-	-	-	-	-	-	0	-	86831-KZK-F40ZC	71D, 81D
			STRIPE, R. BODY COVER *TYPE1*	-	-	-	-	-	-	0	-	86831-KZK-F40ZD	71D, 81D
	13		STRIPE, L. BODY COVER *TYPE4*	-	-	-	-	-	-	0	-	86832-KZK-F40ZA	71D, 81D
			STRIPE, L. BODY COVER *TYPE3*	-	-	-	-	-	-	0	-	86832-KZK-F40ZB	71D, 81D
			STRIPE, L. BODY COVER *TYPE2*	-	-	-	-	-	-	0	-	86832-KZK-F40ZC	71D, 81D
			STRIPE, L. BODY COVER *TYPE1*	-	-	-	-	-	-	0	-	86832-KZK-F40ZD	71D, 81D

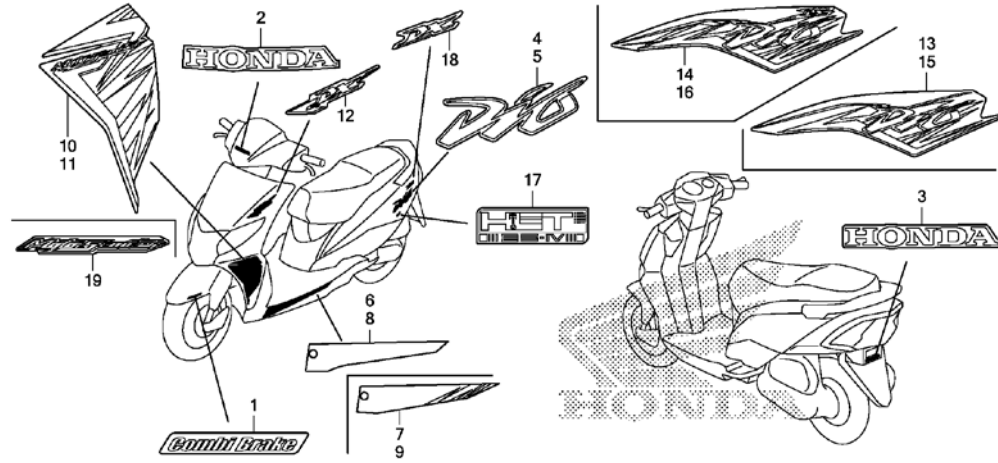
NOTE A:PART NO. CHANGE D:NEWLY PROVIDED E:PART NO. DELETION K:REQUIRED NO. CORRECTION L:APPLICATION SERIAL NO. CORRECTION  
M:PART DESCRIPTION CORRECTION T:APPLICATION CORRECTION Z:REMARKS CHANGE

PARTS CATALOGUE NEWS

BOOKNo. :18KZKCD5

Block No.	Ref. No.	Part No.	Description	Reqd. QTY							Base Part No.	Parts catalogue code
				C	D	F	H	FB	F	FB		

F-28-1 MARK (SCV110FK/FBK)



KZK8F2801

F-28-1	1	61106-K38-950ZA	MARK (COMBI BRAKE) *TYPE1*..... (L. SIDE ONLY)	-	-	-	-	-	1	-	81D
		61106-KWP-910ZA	MARK (COMBI BRAKE) *TYPE1*..... (L. SIDE ONLY)	-	-	-	-	-	1	-	81D
		61106-KWP-910ZB	MARK (COMBI BRAKE) *TYPE2*..... (L. SIDE ONLY)	-	-	-	-	-	1	-	71D, 81D
		86611-KZK-910ZA	MARK (COMBI BRAKE) *TYPE2*..... (L. SIDE ONLY)	-	-	-	-	-	1	1	71D
		86611-KZK-910ZA	MARK (COMBI BRAKE) *TYPE2*..... (L. SIDE ONLY)	-	-	-	-	-	-	1	81D
	2	86101-KZK-D20ZA	MARK, HONDA (75MM) *TYPE3*.....	-	-	-	-	-	-	1	71D

NOTE A:PART NO. CHANGE D:NEWLY PROVIDED E:PART NO. DELETION K:REQUIRED NO. CORRECTION L:APPLICATION SERIAL NO. CORRECTION  
M:PART DESCRIPTION CORRECTION T:APPLICATION CORRECTION Z:REMARKS CHANGE



PARTS CATALOGUE NEWS

BOOKNo. :18KZKCD5

Block No.	Ref. No.	Part No.	Description	Reqd. QTY								Base Part No.	Parts catalogue code
				C	D	F	F	H	C	H	F		
		86101-KZK-D20ZA	MARK, HONDA (75MM) *TYPE3*.....	-	-	-	-	-	-	-	1	1	81D
		86101-KZK-D20ZB	MARK, HONDA (75MM) *TYPE2*.....	-	-	-	-	-	-	-	1	-	71D, 81D
		86101-KZK-D20ZC	MARK, HONDA (75MM) *TYPE1*.....	-	-	-	-	-	-	-	1	-	71D, 81D
3		86102-KZK-900ZA	MARK, HONDA *TYPE1*.....	-	-	-	-	-	-	-	1	1	71D, 81D
4		86532-KZK-900	EMBLEM, R. BODY COVER.....	-	-	-	-	-	-	-	-	1	71D, 81D
5		86632-KZK-900	EMBLEM, L. BODY COVER.....	-	-	-	-	-	-	-	-	1	71D, 81D
6		86641-KZK-D21ZA	STRIPE, R. FLOOR SIDE COVER *TYPE4*.....	-	-	-	-	-	-	-	1	-	71D
		86641-KZK-D21ZB	STRIPE, R. FLOOR SIDE COVER *TYPE3*.....	-	-	-	-	-	-	-	1	-	71D
		86641-KZK-D21ZC	STRIPE, R. FLOOR SIDE COVER *TYPE2*.....	-	-	-	-	-	-	-	1	-	71D
		86641-KZK-D21ZD	STRIPE, R. FLOOR SIDE COVER *TYPE1*.....	-	-	-	-	-	-	-	1	-	71D
7		86641-KZK-E10ZA	STRIPE, R. FLOOR SIDE COVER *TYPE3*.....	-	-	-	-	-	-	-	1	-	81D
		86641-KZK-E10ZB	STRIPE, R. FLOOR SIDE COVER *TYPE1*.....	-	-	-	-	-	-	-	1	-	81D
		86641-KZK-E10ZC	STRIPE, R. FLOOR SIDE COVER *TYPE2*.....	-	-	-	-	-	-	-	1	-	81D
8		86642-KZK-D21ZA	STRIPE, L. FLOOR SIDE COVER *TYPE4*.....	-	-	-	-	-	-	-	1	-	71D
		86642-KZK-D21ZB	STRIPE, L. FLOOR SIDE COVER *TYPE3*.....	-	-	-	-	-	-	-	1	-	71D
		86642-KZK-D21ZC	STRIPE, L. FLOOR SIDE COVER *TYPE2*.....	-	-	-	-	-	-	-	1	-	71D
		86642-KZK-D21ZD	STRIPE, L. FLOOR SIDE COVER *TYPE1*.....	-	-	-	-	-	-	-	1	-	71D

NOTE A:PART NO. CHANGE D:NEWLY PROVIDED E:PART NO.DELETION K:REQUIRED NO. CORRECTION L:APPLICATION SERIAL NO. CORRECTION  
M:PART DESCRIPTION CORRECTION T:APPLICATION CORRECTION Z:REMARKS CHANGE

PARTS CATALOGUE NEWS

BOOKNo. :18KZKCD5

Block No.	Ref. No.	Part No.	Description	Reqd. QTY								Base Part No.	Parts catalogue code
				C	D	F	SCV110	FB	F	FB	K		
	9	86642-KZK-E10ZA	STRIPE, L. FLOOR SIDE COVER *TYPE3*	-	-	-	-	-	-	1	-	81D	
		86642-KZK-E10ZB	STRIPE, L. FLOOR SIDE COVER *TYPE1*	-	-	-	-	-	-	1	-	81D	
		86642-KZK-E10ZC	STRIPE, L. FLOOR SIDE COVER *TYPE2*	-	-	-	-	-	-	1	-	81D	
	10	86643-KZK-D21ZA	STRIPE, R. FR. COVER *TYPE4*	-	-	-	-	-	-	1	-	71D	
		86643-KZK-D21ZB	STRIPE, R. FR. COVER *TYPE3*	-	-	-	-	-	-	1	-	71D	
		86643-KZK-D21ZC	STRIPE, R. FR. COVER *TYPE2*	-	-	-	-	-	-	1	-	71D	
		86643-KZK-D21ZD	STRIPE, R. FR. COVER *TYPE1*	-	-	-	-	-	-	1	-	71D	
		86643-KZK-E10ZA	STRIPE A, R. FR. COVER *TYPE3*	-	-	-	-	-	-	1	-	81D	
		86643-KZK-E10ZB	STRIPE A, R. FR. COVER *TYPE1*	-	-	-	-	-	-	1	-	81D	
		86643-KZK-E10ZC	STRIPE A, R. FR. COVER *TYPE2*	-	-	-	-	-	-	1	-	81D	
	11	86644-KZK-D21ZA	STRIPE, L. FR. COVER *TYPE4*	-	-	-	-	-	-	1	-	71D	
		86644-KZK-D21ZB	STRIPE, L. FR. COVER *TYPE3*	-	-	-	-	-	-	1	-	71D	
		86644-KZK-D21ZC	STRIPE, L. FR. COVER *TYPE2*	-	-	-	-	-	-	1	-	71D	
		86644-KZK-D21ZD	STRIPE, L. FR. COVER *TYPE1*	-	-	-	-	-	-	1	-	71D	
		86644-KZK-E10ZA	STRIPE A, L. FR. COVER *TYPE3*	-	-	-	-	-	-	1	-	81D	
		86644-KZK-E10ZB	STRIPE A, L. FR. COVER *TYPE1*	-	-	-	-	-	-	1	-	81D	

NOTE A:PART NO. CHANGE D:NEWLY PROVIDED E:PART NO.DELETION K:REQUIRED NO. CORRECTION L:APPLICATION SERIAL NO. CORRECTION  
M:PART DESCRIPTION CORRECTION T:APPLICATION CORRECTION Z:REMARKS CHANGE

PARTS CATALOGUE NEWS

BOOKNo. :18KZKCD5

Block No.	Ref. No.	Part No.	Description	Reqd. QTY								Base Part No.	Parts catalogue code
				C	D	F	F	SCV110	FB	F	FB		
		86644-KZK-E10ZC	STRIPE A, L. FR. COVER *TYPE2*	-	-	-	-	-	-	1	-	81D	
12		86645-KZK-E10ZA	STRIPE B, FR. COVER *TYPE2*	-	-	-	-	-	-	1	1	81D	
		86645-KZK-E10ZB	STRIPE B, FR. COVER *TYPE1*	-	-	-	-	-	-	1	-	81D	
13		86831-KZK-D21ZA	STRIPE, R. BODY COVER *TYPE4*	-	-	-	-	-	-	1	-	71D	
		86831-KZK-D21ZB	STRIPE, R. BODY COVER *TYPE3*	-	-	-	-	-	-	1	-	71D	
		86831-KZK-D21ZC	STRIPE, R. BODY COVER *TYPE2*	-	-	-	-	-	-	1	-	71D	
		86831-KZK-D21ZD	STRIPE, R. BODY COVER *TYPE1*	-	-	-	-	-	-	1	-	71D	
14		86831-KZK-E10ZA	STRIPE, R. BODY COVER *TYPE3*	-	-	-	-	-	-	1	-	81D	
		86831-KZK-E10ZB	STRIPE, R. BODY COVER *TYPE1*	-	-	-	-	-	-	1	-	81D	
		86831-KZK-E10ZC	STRIPE, R. BODY COVER *TYPE2*	-	-	-	-	-	-	1	-	81D	
15		86832-KZK-D21ZA	STRIPE, L. BODY COVER *TYPE4*	-	-	-	-	-	-	1	-	71D	
		86832-KZK-D21ZB	STRIPE, L. BODY COVER *TYPE3*	-	-	-	-	-	-	1	-	71D	
		86832-KZK-D21ZC	STRIPE, L. BODY COVER *TYPE2*	-	-	-	-	-	-	1	-	71D	
		86832-KZK-D21ZD	STRIPE, L. BODY COVER *TYPE1*	-	-	-	-	-	-	1	-	71D	
16		86832-KZK-E10ZA	STRIPE, L. BODY COVER *TYPE3*	-	-	-	-	-	-	1	-	81D	
		86832-KZK-E10ZB	STRIPE, L. BODY COVER *TYPE1*	-	-	-	-	-	-	1	-	81D	

NOTE A:PART NO. CHANGE D:NEWLY PROVIDED E:PART NO.DELETION K:REQUIRED NO. CORRECTION L:APPLICATION SERIAL NO. CORRECTION  
M:PART DESCRIPTION CORRECTION T:APPLICATION CORRECTION Z:REMARKS CHANGE

## PARTS CATALOGUE NEWS

BOOKNo. :18KZKCD5

Block No.	Ref. No.	Part No.	Description	Reqd. QTY								Base Part No.	Parts catalogue code
				C	D	F	SCV110 H	FB C	H	F K	FB K		
		86832-KZK-E10ZC	STRIPE, L. BODY COVER *TYPE2*.....	-	-	-	-	-	-	1	-	81D	
	17	86833-K43-900ZA	MARK, HET BS 4 *TYPE1*..... (L. SIDE ONLY)	-	-	-	-	-	-	1	1	71D, 81D	
	18	86834-KZK-E40ZA	MARK (DX) *TYPE1*.....	-	-	-	-	-	-	-	2	81D	
	19	86861-KZK-C30ZA	MARK (MOTO SCOOTER) *TYPE1*.....	-	-	-	-	-	-	-	2	71D, 81D	
FOP-1	1		SPRING, LOCK KEY SETTING.....	-	-	-	-	-	-	0	0	75581-KPL-900 71D, 81D	
	2		COLLAR, RR. FENDER SETTING....	-	-	-	-	-	-	0	0	80110-KK4-000 71D, 81D	
	3		BOX ASSY., INNER.....	-	-	-	-	-	-	0	0	81130-KZK-900 71D, 81D	
	4		OUTER, INNER BOX.....	-	-	-	-	-	-	0	0	81134-KZK-900 71D, 81D	
	5		INNER, INNER BOX.....	-	-	-	-	-	-	0	0	81135-KZK-900 71D, 81D	
	6		SEAL, INNER BOX.....	-	-	-	-	-	-	0	0	81137-KWP-900 71D, 81D	
	7		SEAL, OUTER INNER.....	-	-	-	-	-	-	0	0	81138-KZK-900 71D, 81D	
	8		BOX SET, INNER.....	-	-	-	-	-	-	0	0	81140-KZK-900 71D, 81D	
	9		LID, INNER BOX.....	-	-	-	-	-	-	0	0	81141-KZK-900 71D, 81D	
	10		PIN, INNER BOX LID.....	-	-	-	-	-	-	0	0	81143-GC8-000 71D, 81D	
	11		KEY SET, INNER BOX.....	-	-	-	-	-	-	0	0	81145-KPL-900 71D, 81D	
	12		LABEL, TYRE.....	-	-	-	-	-	-	0	0	87505-KWP-900 71D, 81D	
	13		NUT, CLIP, 5MM.....	-	-	-	-	-	-	0	0	90344-KRP-900 71D, 81D	
	15		SCREW, TAPPING, 5X12.....	-	-	-	-	-	-	0	0	93903-25280 71D, 81D	
	16		SCREW, TAPPING, 5X25.....	-	-	-	-	-	-	0	0	93903-25580 71D, 81D	

NOTE A:PART NO. CHANGE D:NEWLY PROVIDED E:PART NO.DELETION K:REQUIRED NO. CORRECTION L:APPLICATION SERIAL NO. CORRECTION  
M:PART DESCRIPTION CORRECTION T:APPLICATION CORRECTION Z:REMARKS CHANGE



# PARTS CATALOGUE NEWS

Honda Motor Co., Ltd.  
Service Division Service Information Dept.

## PARTS CATALOGUE - CORRECTED

Printed in Japan

CODE NO.	18KZKCD5
PARTS CATALOGUE NEWS	SCV110F/SCV110FB SCV110FC/D/F/H SCV110FBC/H
NEWS NO.	007

(ID-KD)

Block No.	Ref. No.	Note	Part No.	Description	Reqd. QTY								Serial No.	Parts catalogue code	
					C	D	F	F	H	C	FB	H			F
E-1	2	E	19621-KWP-H00	*PART NO. DELETION											
		T	19621-KWP-D00	SHROUD, IN. ....	-	1	1	1	-	1	1	1			
	4	E	19631-KWP-H00	*PART NO. DELETION											
		T	19631-KVT-D00	SHROUD, EX. ....	-	1	1	1	-	1	1	1			
	11	E	19610-KWP-H00	*PART NO. DELETION											
		T	19610-KWP-D00	COVER COMP., FAN. ....	-	1	1	1	-	1	1	1			
E-12	10	E	28230-KWP-H00	*PART NO. DELETION											
		T	28230-KZL-840	GEAR COMP., KICK DRIVEN (7T)...	-	1	1	1	-	1	1	1			
E-19	19	T	91002-GA7-701	BEARING, RADIAL BALL, 6902U (NTN)	-	-	1	1	-	-	1	1	-----	-----	21D, 31D, 71D, 81D, ID
		T	91001-KCW-003	BEARING, NEEDLE, 20X29X18 (NTN)	-	-	1	1	-	-	1	1	-----	-----	21D, 31D, 71D, 81D, ID
E-16	1	E	13000-KWP-H00	*PART NO. DELETION											
		T	13000-KWP-D02	CRANKSHAFT COMP. ....	-	-	-	1	-	-	1	1	-----	-----	21D, 71D, 81D, ID
F-3-1	30	T	88113-KRP-N40	CAP, LOCK NUT. ....	-	2	2	2	2	2	2	2			
		D	90102-KZK-E01	BOLT, ADAPTER, 8MM. ....	-	-	-	-	-	-	-	2	2		

NOTE A:PART NO. CHANGE D:NEWLY PROVIDED E:PART NO. DELETION K:REQUIRED NO. CORRECTION L:APPLICATION SERIAL NO. CORRECTION  
M:PART DESCRIPTION CORRECTION T:APPLICATION CORRECTION Z:REMARKS CHANGE

PARTS CATALOGUE NEWS

BOOKNo. :18KZKCD5

Block No.	Ref. No.	Note	Part No.	Description	Reqd. QTY								Serial No.	Parts catalogue code	
					C	D	F	F	H	C	FB	H			F
	39	T	90310-KPL-900	LOCK NUT, R. MIRROR (LEFT HAND THREAD) (BOTH SIDES)	-	2	2	2	2	2	2	2	2		

NOTE A:PART NO. CHANGE D:NEWLY PROVIDED E:PART NO. DELETION K:REQUIRED NO. CORRECTION L:APPLICATION SERIAL NO. CORRECTION  
M:PART DESCRIPTION CORRECTION T:APPLICATION CORRECTION Z:REMARKS CHANGE



# PARTS CATALOGUE NEWS

Honda Motor Co., Ltd.  
Service Division Service Information Dept.

## PARTS CATALOGUE - CORRECTED

Printed in Japan

CODE NO.	18KZKCD5
PARTS CATALOGUE NEWS	SCV110F/SCV110FB SCV110FC/D/F/H SCV110FBC/H
NEWS NO.	008

(ID-KD)

SCV110FB (SCV110FBK).....8ID

No.	MODEL		SCV110FBK				
	COLOR		Mat axis gray metallic NH-303M	Applicable model		Applicable block No.	Ref.No.
	CODE			Initial applicable model	Final applicable model		
	Name of colored parts	Basic part No.	NH303				
26	MARK, HONDA	86101-KZK-D20	ZA			F-28-1	2
27	MARK, HONDA	86102-KZK-900	ZA			F-28-1	3
28	PANEL COMP., FR. BRAKE	45100-KZK-E10	ZA			F-11	29
29	SEAT COMP., DOUBLE	77200-KZK-D41	ZA			F-13	2
30	SEAT COMP., DOUBLE	77200-KZK-F01	ZA			F-13	2
31	STEP, FLOOR	64310-KZK-D20	ZA			F-7	2
32	STRIPE B, FR. COVER	86645-KZK-E10	ZA			F-28-1	12
33	WHEEL SUB ASSY., FR.	<b>44650-KZK-E10</b>	ZA			F-10	6
34	WHEEL SUB ASSY., RR.	<b>42650-KZK-E10</b>	ZA			F-12	2

NOTE A:PART NO. CHANGE D:NEWLY PROVIDED E:PART NO. DELETION K:REQUIRED NO. CORRECTION L:APPLICATION SERIAL NO. CORRECTION  
M:PART DESCRIPTION CORRECTION T:APPLICATION CORRECTION Z:REMARKS CHANGE

PARTS CATALOGUE NEWS

BOOKNo. :18KZKCD5

Block No.	Ref. No.	Note	Part No.	Description	Reqd. QTY								Serial No.	Parts catalogue code	
					C	D	F	F	H	C	FB	H			F
E-13-1	5	T	22535-KWP-D00	WEIGHT SET, CLUTCH.....	-	1	1	1	-	1	1	1			
F-10	6		44650-KZK-E00ZA	WHEEL SUB ASSY., FR. *NH1* BLACK	-	-	-	-	-	-	1	1	-----	-----	71D
		A	44650-KZK-E10ZA	*NH1* BLACK	-	-	-	-	-	-	1	1	-----	-----	81D
F-12	2		42650-KZK-E00ZA	WHEEL SUB ASSY., RR. *NH1* BLACK	-	-	-	-	-	-	1	1	-----	-----	71D
		A	42650-KZK-E10ZA	*NH1* BLACK	-	-	-	-	-	-	1	1	-----	-----	81D

NOTE A:PART NO. CHANGE D:NEWLY PROVIDED E:PART NO. DELETION K:REQUIRED NO. CORRECTION L:APPLICATION SERIAL NO. CORRECTION  
M:PART DESCRIPTION CORRECTION T:APPLICATION CORRECTION Z:REMARKS CHANGE





# PARTS CATALOGUE NEWS

Honda Motor Co., Ltd.  
Service Division Service Information Dept.

## PARTS CATALOGUE - CORRECTED

Printed in Japan

CODE NO.	18KZKCD5
PARTS CATALOGUE NEWS	SCV110F/SCV110FB SCV110FC/D/F/H SCV110FBC/H
NEWS NO.	009

(ID-KD)

Block No.	Ref. No.	Note	Part No.	Description	Reqd. QTY								Serial No.	Parts catalogue code			
					C	D	F	F	H	C	FB	H			F	FB	
E-13-1	8	T	23205-KWP-H00	FACE SET, DRIVEN (F. C. C.).....	-	1	-	-	1	-	-	-	1	1	-----	-----	2ID, 7ID, 8ID, ID
	19	T	91004-GGC-G01	BEARING, RADIAL BALL, 6902U...	-	1	1	1	-	1	1	1	1	1	-----	-----	2ID, 7ID, 8ID, ID
	20	T	91109-GGC-G01	BEARING, NEEDLE, 20X29X18.....	-	1	-	-	1	-	-	1	1	1	-----	-----	2ID, 7ID, 8ID, ID
Block No.	Ref. No.	Note	Part No.	Description	Reqd. QTY								Serial No.	Parts catalogue code			
					C	D	F	F	H	C	FB	H			F	FB	
E-13-2	19	T	91002-GA7-701	BEARING, RADIAL BALL, 6902U (NTN)	-	1	1	1	-	-	1	1	1	1	-----	-----	2ID, 3ID, 7ID, 8ID, ID
	20	T	91001-KCW-003	BEARING, NEEDLE, 20X29X18 (NTN)	-	1	1	1	-	-	1	1	1	1	-----	-----	2ID, 3ID, 7ID, 8ID, ID

NOTE A:PART NO. CHANGE D:NEWLY PROVIDED E:PART NO. DELETION K:REQUIRED NO. CORRECTION L:APPLICATION SERIAL NO. CORRECTION  
M:PART DESCRIPTION CORRECTION T:APPLICATION CORRECTION Z:REMARKS CHANGE