



CB110C/CM

CB110C_E
CB110CM_E

PARTS CATALOGUE

1

FOREWORD INDEX

1

ENGINE GROUP

2

FRAME GROUP

3

PART NUMBER INDEX

4

PART NAME INDEX

5

Instruction for use of parts catalogue

- **This parts catalogue has been created as of March 20, 2013.**
 - Since this date, the sales practice for repair parts may have been changed or the parts may have been eliminated (listed for those not for sale).
 - The modified information is reflected on the latest Electronic Parts Catalogue (EPC). Also, refer to the parts catalogue news for any change.
 - See the parts catalogue news for any revision that is made after March 20, 2013.
- **Always specify the part number when ordering a part.**
 - Check the model, type, serial numbers, color, maker, and the size as needed before ordering a part.
 - Note that the illustrations (part drawings) can differ from the actual parts in shape. They are given just to help you to refer to the parts.
- **When modifications or additions to this parts catalogue are made, a revised edition will be issued at an appropriate time, with successively progressing revision numbers on the cover. We recommend obtaining such revisions in order to keep your parts catalogue up-to-date at all times. To check whether a parts catalogue revision has been issued, please contact your Honda distributor.**

Initial version issue date
 March 20, 2013
Honda Motor Co., Ltd.

CONTENTS

	Page	Address No.	
● Instruction for use of parts catalogue	1	B 1	1
● How to refer to the part information	2	B 2	
● Part catalogue structure	3	B 3	
● When the parts were revised	5	B 5	
● Abbreviations used in the parts catalogue	5	B 5	
● Part block and serial number check	6	B 6	
● Models, parts catalogue codes and applicable serial numbers	7	B 7	
● Color chart	8	B 8	
● Fuel hose, general purpose hoses and vinyl hose	15	B15	
● FLAT RATE SERVICE TIME	19	C 3	
● Illustrated index	24	C 8	
● ENGINE GROUP	32	D 1	2
● FRAME GROUP	52	F 1	3
● PART NO. INDEX	96	I 1	4
● PART NAME INDEX	100	J 1	5

How to refer to the part information

A Reference with "Illustrated index"

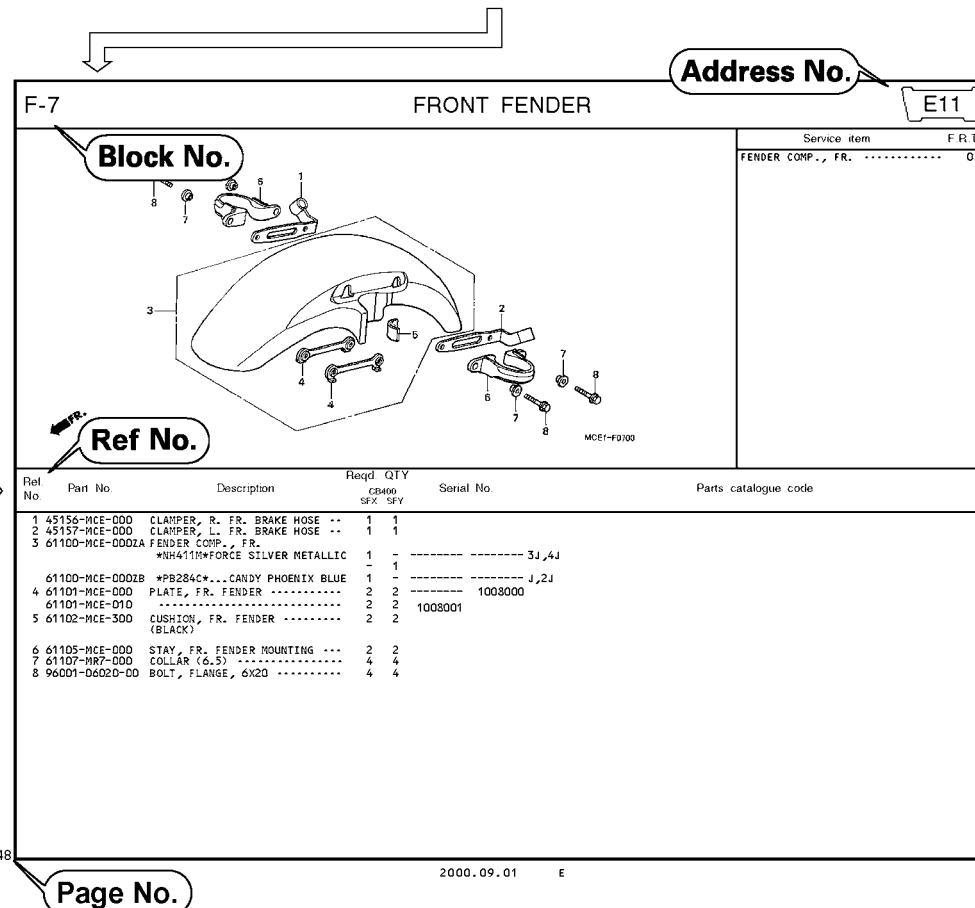


B Reference with "Part number index"

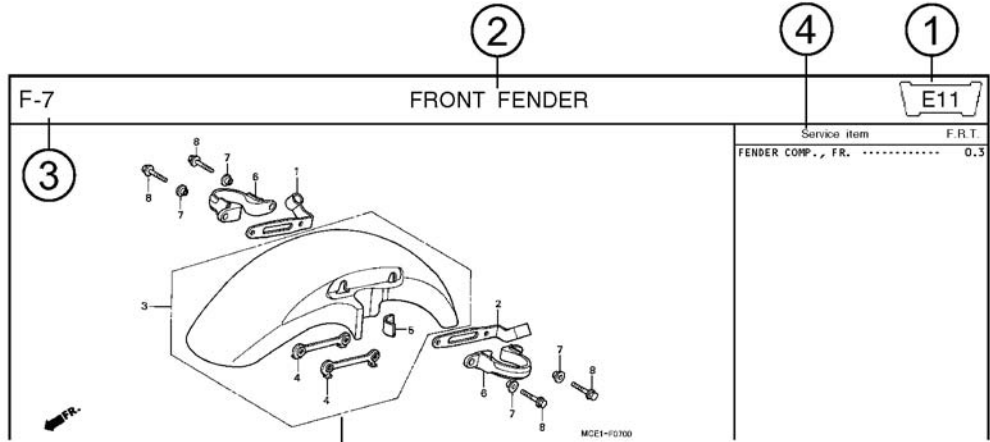
PART NO. INDEX					
Part Number	Address	Page	Rel.	Part Number	Address Page Rel.
04000				13323-MY9-751	C12 28 10 14921
04911-MCE-000	C10	26	1	13324-MY9-751	C12 28 10 14931
				13325-MY9-751	C12 28 10 14931
				13327-MY9-751	C12 28 10 14931
06000				14000	14931
06405-MY9-P00	F13	67	3	14100-MCE-000	B13 13 2 14931
06405-MY9-P10	F13	67	3	14200-MCE-000	B13 13 3 14931
06410-MY9-860	F2	56	1	14321-MCE-000	B16 16 2 14931
06435-MCE-006	F1	55	1	14401-MCE-003	B16 16 3 14931
06451-769-405	E13	51	2	14510-MBE-000	B16 16 4 14941
06451-443-405	F1	55	2	14520-MY9-691	B16 16 5 14941
06451-MA7-405	E13	51	1	14524-MY9-690	B16 16 6 14941
06455-MCE-006	E13	51	3	14546-MCE-000	B16 16 7 14941
				14620-MY9-691	B16 16 8 14941
11000				14711-MCE-000	B13 13 4 14941
11210-MCE-000	C9	25	1	14712-MCE-000	B13 13 5 14941
11330-MCE-305	C2	18	1	14721-MCE-000	B13 13 6 14941
11333-KT8-000	C6	22	1	14722-MCE-000	B13 13 7 14941
11335-MCE-000	C2	18	2	14730-MCE-000	B13 13 8 14941
11360-MCE-000	C7	23	1	14731-MCE-000	B13 13 9 14941
11365-MCE-000	C7	23	2	14731-MY9-751	B13 13 10 14941
11396-MY9-000	C2	18	3	14751-KY2-000	B13 13 11 14941
11631-MCE-000	C5	21	1	14751-MCE-000	B13 13 12 14941
11691-MY9-000	C5	21	2	14761-MCE-000	B13 13 13 14941

C Reference with "Part name index"

PART NAME INDEX					
Part name	Address	Page	Ref.	Part name	Address Page Ref.
[A]				BOLT , CHANG I	
ADJUSTER , CHAIN	F13	67	5	BOLT , CLUTC H	
ARM COMP. , SEA R CHANGE	F10	64	1	BOLT , CONNECT	
ARM , L. MAIN STEP	F11	65	8	BOLT , DISK , 6	
ARM , L. PILLI O STEP	F11	65	12	BOLT , DISK , 8	
ARM , R. MAIN STEP	F11	65	5	BOLT , DRAIN I	
ARM , R. PILLI O STEP	F11	65	11	BOLT , FLANG E	
AUT O DOC K ASSY. , FUEL	F4	58	2	BOLT , FLANG E	
AXLE , FR. WHEEL	E14	52	3	BOLT , FLANG E	
AXLE , RR. WHEEL	F2	56	5	BOLT , FLANG E	
[B]				BOLT , FLANG E	
BAG , AIR PRESSUR E GAUGE	F67	77	4	BOLT , FLANG E	
BAG , SERVICE BOOK	F67	77	1	BOLT , FLANG E	
BAG , TOOL	F67	77	3	BOLT , FLANG E	
BALL , STEEL	F11	65	20	BOLT , FLANG E	
BAND A , INSULATOR	B11	11	11	BOLT , FLANG E	
BAND B , INSULATOR	B11	11	12	BOLT , FLANG E	
BAND , AIR CLEANER CONNECTING				BOLT , FLANG E	
BAND , U-LOCK	F8	62	22	BOLT , FLANG E	
BAND , WIRE	F16	70	5	BOLT , FLANG E	
	C10	26	14		
	E5	43	21		
	F4	74	18		

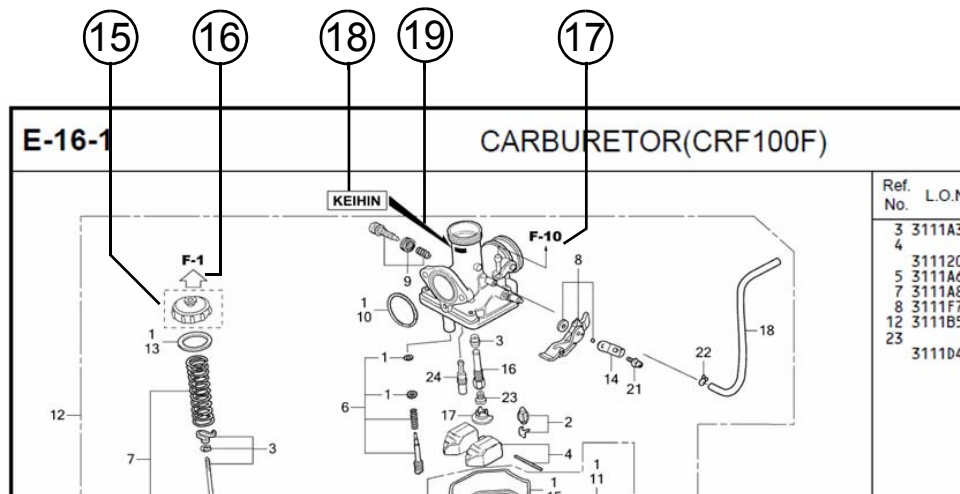


Part catalogue structure



Ref. No.	Part No.	Description	Reqd. QTY		Serial No.	Parts catalogue code
			CB400	SFX SFY		
1	45156-MCE-000	CLAMPER, R. FR. BRAKE HOSE ..	1	1		
2	45157-MCE-000	CLAMPER, L. FR. BRAKE HOSE ..	1	1		
3	61100-MCE-000ZA	FENDER COMP., FR. *NH411M*FORCE SILVER METALLIC	1	-	----- 3J,4J	
	61100-MCE-000ZB	*PB284C*...CANDY PHOENIX BLUE	1	-	----- J,2J	
4	61101-MCE-000	PLATE, FR. FENDER	2	2	1008000	
	61101-MCE-010	2	2	1008001	
5	61102-MCE-300	CUSHION, FR. FENDER	2	2		
		(BLACK)				

- ① **Address number**
 - Address No. is provided (in place of the page No.) to help you refer to the part with the part No. or part name.
- ② **Block title** ③ **Block number**
- ④ **Service item/Flat rate time**
- ⑤ **Reference number**
 - Title number marked with the parenthesis or parentheses indicates that it continues from the previous page.
- ⑥ **Part number** ⑦ **Honda color code**
- ⑧ **Description**
- ⑨ **Assemblies**
 - Sections framed with broken lines in the exploded view drawings are available as complete assemblies. (Their individual parts can also be obtained.)
- ⑩ **Color description**
- ⑪ **Note**
 - Notes are shown with the parentheses in the part name column.
- ⑫ **Required quantity**
 - Reqd. QTY shown in the parenthesis or parentheses indicates the optional part.
 - Reqd. QTY marked with "N" indicates the optional part that should be selected as needed.
 - Reqd. QTY indicates the number of the part used in the block.
- ⑬ **Serial number**
- ⑭ **Parts catalogue code**
 - When the parts catalogue code column is blank, it indicates that the part is applicable to all codes.



⑮
 • Parts enclosed within a dotted line are covered in a different block.

⑯
 • A hollow arrow indicates the block No. for the parts enclosed within a dotted line .


⑰
 • A solid arrow indicates the block No. the part in question is connected to.

⑱ Manufacturer Identification Information

⑲ Stamping Position of Manufacture Identification Information

If there is a mark indication, the part is incompatible with the other manufacturer. Please make sure to order the part of the same manufacture including the component part.

When the parts were revised



Ref. No.	Part No.	Description	Reqd. QTY		Serial No.
			CB400 SFX	SFY	
1	45156-MCE-000	CLAMPER, R. FR. BRAKE HOSE ..	1	1	
2	45157-MCE-000	CLAMPER, L. FR. BRAKE HOSE ..	1	1	
3	61100-MCE-000ZA	FENDER COMP., FR. *NH411M*FORCE SILVER METALLIC	1	-	-----3J,4J
	61100-MCE-000ZB	*PB284C*...CANDY PHOENIX BLUE	1	-	-----J,2J
4	61101-MCE-000	PLATE, FR. FENDER (###).....	2	2	-----1008000
	61101-MCE-010	2	2	-----1008001
5	61102-MCE-300	CUSHION, FR. FENDER (BLACK)	2	2	
6	61105-MCE-000	STAY, FR. FENDER MOUNTING ...	2	2	
7	61107-MR7-000	COLLAR (6.5)	4	4	
8	96001-06020-00	BOLT, FLANGE, 6X20	4	4	

The number has been used from the initial model without revision.

When shown at the left side, it is applicable to the models of No.1008001 and the subsequent numbers.

When shown at the right side, it is applicable to the models up to No.1008000.

The parts listed with "###" at the end of the parts name have limited supply period (parts not for sale).

Abbreviations used in the parts catalogue



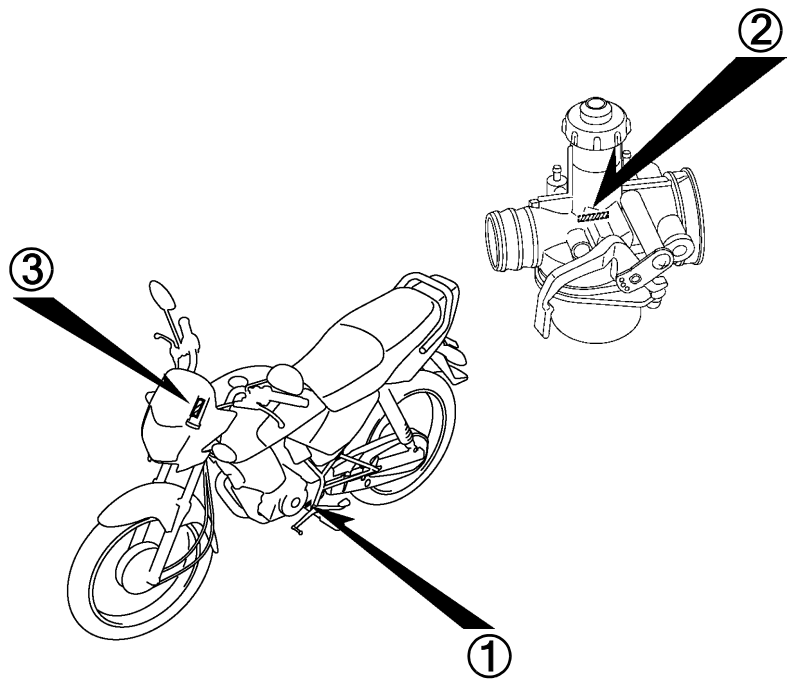
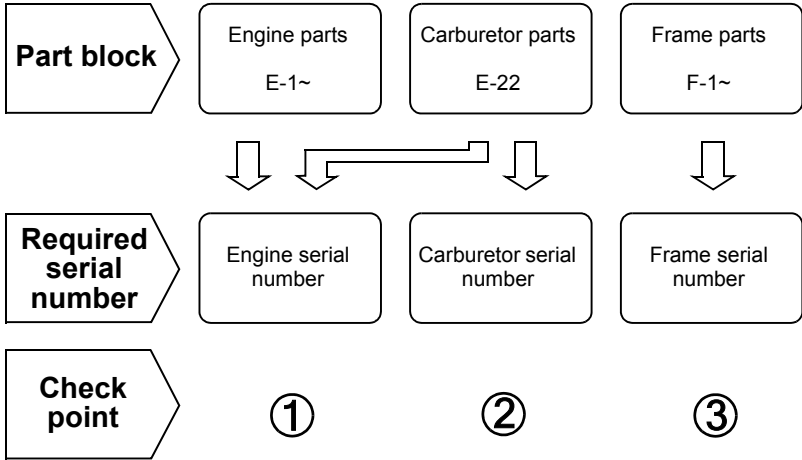
* "L." or "R." in the description of a part stands for the LEFT hand side or the RIGHT hand side. Determine the left or right as if you were in the motorcycle seat.

The following abbreviations are used in this parts catalogue.

- A Ampere
- ABS Anti-lock brake system
- A.C. Alternating current
- A.M. Attaching mark
- ASSY. Assembly
- C.D.I. Capacitive discharge ignition
- COMP. ... Complete
- D.C. Direct current
- EX. Exhaust
- FR. Front
- G Gram
- HEX. Hexagonal
- IN. Inlet
- KPH Kilometers per hour
- L.Left
- L (100L) .Link (100 Links)
- L.E.D.Light emitted diode
- MMMillimeter
- MPHMiles per hour
- R.Right
- RR.Rear
- STD.Standard
- T (22T) ...Tooth (22 Teeth)
- TCSTraction control system
- T.M.Transcript mark
- VVolt
- WWatt
- WLWith labelling
- WOLWithout labelling

Part block and serial number check

1



Models, parts catalogue codes and applicable serial numbers

Models, parts catalogue codes and applicable serial Nos. given in this parts catalogue can be identified as follows.

Parts with parts catalogue codes are exclusive for models destined for countries designated.

If no area codes are listed, parts are for common use.

Model	Area code	Type	Applicable engine serial No.	Applicable frame serial No.	Applicable carburetor identification No.
CB110CE	2ID	India	JC62E0000001~	ME4JC622MC8000001~	PB7EY A
	ID			ME4JC621MC8000001~	
CB110CME	2ID	India	JC62E1000001~	ME4JC623MC8000001~	PB7EY A

* Of carburetor/throttle body identification numbers, only the portions underlined in the example below are used for registration.

PB7EY A KC ア

Color chart

- When ordering a colored part, refer to the chart below and use a part number consisting of the relevant basic part number to which has been added a part color code.

CB110C (CB110CE).....2ID

No.	MODEL		CB110CE							
	COLOR		Black	Black	Force silver metallic	Monsoon gray metallic	Applicable model		Applicable block No.	Ref. No.
	CODE		NH-1	NH-1	NH-411M	NH-B04M	Initial applicable model	Final applicable model		
	Name of colored parts	Basic part No.	NH1B	NH1V	NH411	NHB04				
1	BRIDGE COMP., FORK TOP	53230-K23-900	ZB	ZB	ZB	ZB			F-7	6
2	COVER SET, L. SIDE	83620-K23-900	ZF	ZE	ZD	ZC			F-24	3
3	COVER SET, R. SIDE	83520-K23-900	ZF	ZE	ZD	ZC			F-24	2
4	COWL SET, RR.	77220-K23-900	ZK	ZK	ZT	ZG			F-23-10	3
5	FENDER, FR.	61100-K23-900	ZE	ZE	ZD	ZF			F-10	3
6	MARK, HONDA	86101-K23-900	ZE	ZE	ZD	-			F-50	1
7	MARK, HONDA	86102-K23-900	ZE	ZE	ZD	ZC			F-50	2
8	MARK, L. WING	86202-K23-900	ZE	ZE	ZD	ZC			F-50	6
9	MARK, R. WING	86201-K23-900	ZE	ZE	ZD	ZC			F-50	5
10	PANEL COMP., RR. BRAKE	43100-KTE-950	ZA	ZA	ZA	ZA			F-18	3
11	PANEL SUB COMP., FR. BRAKE	45010-KTE-951	ZA	ZA	ZA	ZA			F-13	5
12	PIPE, STEERING HANDLE	53100-K14-900	ZC	ZC	ZC	ZC			F-7	4
13	SEAT ASSY., DOUBLE	77200-K23-900	ZA	ZA	ZA	ZA			F-23	1
14	STRIPE, L. FUEL TANK	86172-K23-900	ZF	ZE	ZD	ZC			F-50	4
15	STRIPE, L. SIDE COVER	86832-K23-900	ZF	ZE	ZD	ZC			F-50	10
16	STRIPE, R. FUEL TANK	86171-K23-900	ZF	ZE	ZD	ZC			F-50	3

CB110C (CB110CE).....2ID

No.	MODEL		CB110CE							
	COLOR		Black	Black	Force silver metallic	Monsoon gray metallic	Applicable model		Applicable block No.	Ref. No.
	CODE		NH-1	NH-1	NH-411M	NH-B04M	Initial applicable model	Final applicable model		
	Name of colored parts	Basic part No.	NH1B	NH1V	NH411	NHB04				
17	STRIPE, R. SIDE COVER	86831-K23-900	ZF	ZE	ZD	ZC			F-50	9
18	STRIPE, RR. COWL	86771-K23-900	ZF	ZF	ZF	ZF			F-50	7
19	TANK SET, FUEL	17500-K23-900	ZF	ZE	ZD	ZC			F-21	4
20	VISOR SET, FR.	61300-K23-900	ZJ	-	-	-			F-43	2
21	WHEEL SUB ASSY., FR.	44650-K23-910	ZA	ZA	ZA	ZA			F-14-30	5
22	WHEEL SUB ASSY., RR.	42650-K23-910	ZA	ZA	ZA	ZA			F-19-30	8



CB110C (CB110CE).....2ID

No.	MODEL		CB110CE					
	COLOR		Midnight blue metallic	Alpha red metallic	Applicable model		Applicable block No.	Ref. No.
	CODE		PB-375M	R-316M	Initial applicable model	Final applicable model		
	Name of colored parts	Basic part No.	PB375	R316				
1	BRIDGE COMP., FORK TOP	53230-K23-900	ZB	ZB			F-7	6
2	COVER SET, L. SIDE	83620-K23-900	ZB	ZA			F-24	3
3	COVER SET, R. SIDE	83520-K23-900	ZB	ZA			F-24	2
4	COWL SET, RR.	77220-K23-900	ZQ	ZP			F-23-10	3
5	FENDER, FR.	61100-K23-900	ZC	ZB			F-10	3
6	MARK, HONDA	86101-K23-900	-	-			F-50	1
7	MARK, HONDA	86102-K23-900	ZB	ZA			F-50	2
8	MARK, L. WING	86202-K23-900	ZB	ZA			F-50	6
9	MARK, R. WING	86201-K23-900	ZB	ZA			F-50	5
10	PANEL COMP., RR. BRAKE	43100-KTE-950	ZA	ZA			F-18	3
11	PANEL SUB COMP., FR. BRAKE	45010-KTE-951	ZA	ZA			F-13	5
12	PIPE, STEERING HANDLE	53100-K14-900	ZC	ZC			F-7	4
13	SEAT ASSY., DOUBLE	77200-K23-900	ZA	ZA			F-23	1
14	STRIPE, L. FUEL TANK	86172-K23-900	ZB	ZA			F-50	4
15	STRIPE, L. SIDE COVER	86832-K23-900	ZB	ZA			F-50	10
16	STRIPE, R. FUEL TANK	86171-K23-900	ZB	ZA			F-50	3
17	STRIPE, R. SIDE COVER	86831-K23-900	ZB	ZA			F-50	9
18	STRIPE, RR. COWL	86771-K23-900	ZF	ZF			F-50	7
19	TANK SET, FUEL	17500-K23-900	ZB	ZA			F-21	4
20	VISOR SET, FR.	61300-K23-900	-	-			F-43	2
21	WHEEL SUB ASSY., FR.	44650-K23-910	ZA	ZA			F-14-30	5
22	WHEEL SUB ASSY., RR.	42650-K23-910	ZA	ZA			F-19-30	8

CB110C (CB110CE).....ID

No.	MODEL		CB110CE							
	COLOR		Black	Black	Force silver metallic	Monsoon gray metallic	Applicable model		Applicable block No.	Ref. No.
	CODE		NH-1	NH-1	NH-411M	NH-B04M	Initial applicable model	Final applicable model		
	Name of colored parts	Basic part No.	NH1B	NH1V	NH411	NHB04				
1	BRIDGE COMP., FORK TOP	53230-K23-900	ZB	ZB	ZB	ZB			F-7	6
2	COVER SET, L. SIDE	83620-K23-900	ZF	ZE	ZD	ZC			F-24	3
3	COVER SET, R. SIDE	83520-K23-900	ZF	ZE	ZD	ZC			F-24	2
4	COWL SET, RR.	77220-K23-900	ZK	ZK	-	-			F-23-10	3
5	FENDER, FR.	61100-K23-900	ZE	ZE	ZD	ZF			F-10	3
6	HUB SUB ASSY., FR.	44635-KTE-640	ZC	ZC	ZC	ZC			F-14-10	6
7	HUB SUB ASSY., RR.	42635-KTE-640	ZC	ZC	ZC	ZC			F-19-10	11
8	MARK, HONDA	86101-K23-900	ZE	ZE	ZD	ZC			F-50	1
9	MARK, HONDA	86102-K23-900	ZE	ZE	ZD	ZC			F-50	2
10	MARK, L. WING	86202-K23-900	ZE	ZE	ZD	ZC			F-50	6
11	MARK, R. WING	86201-K23-900	ZE	ZE	ZD	ZC			F-50	5
12	PANEL COMP., RR. BRAKE	43100-KTE-950	ZA	ZA	ZA	ZA			F-18	3
13	PANEL SUB COMP., FR. BRAKE	45010-KTE-951	ZA	ZA	ZA	ZA			F-13	5
14	PIPE, STEERING HANDLE	53100-K14-900	ZC	ZC	ZC	ZC			F-7	4
15	SEAT ASSY., DOUBLE	77200-K23-900	ZA	ZA	ZA	ZA			F-23	1
16	STRIPE, L. FUEL TANK	86172-K23-900	ZF	ZE	ZD	ZC			F-50	4
17	STRIPE, L. SIDE COVER	86832-K23-900	ZF	ZE	ZD	ZC			F-50	10
18	STRIPE, R. FUEL TANK	86171-K23-900	ZF	ZE	ZD	ZC			F-50	3
19	STRIPE, R. SIDE COVER	86831-K23-900	ZF	ZE	ZD	ZC			F-50	9
20	STRIPE, RR. COWL	86771-K23-900	ZF	ZF	ZF	ZF			F-50	7
21	TANK SET, FUEL	17500-K23-900	ZF	ZE	ZD	ZC			F-21	4
22	VISOR SET, FR.	61300-K23-900	ZJ	-	-	-			F-43	2
23	WHEEL SUB ASSY., FR.	44650-KTE-640	ZC	ZC	ZC	ZC			F-14-10	7
24	WHEEL SUB ASSY., RR.	42650-KTE-640	ZC	ZC	ZC	ZC			F-19-10	12



CB110C (CB110CE).....ID

No.	MODEL		CB110CE					
	COLOR		Midnight blue metallic	Alpha red metallic	Applicable model		Applicable block No.	Ref. No.
	CODE		PB-375M	R-316M	Initial applicable model	Final applicable model		
	Name of colored parts	Basic part No.	PB375	R316				
1	BRIDGE COMP., FORK TOP	53230-K23-900	ZB	ZB			F-7	6
2	COVER SET, L. SIDE	83620-K23-900	ZB	ZA			F-24	3
3	COVER SET, R. SIDE	83520-K23-900	ZB	ZA			F-24	2
4	COWL SET, RR.	77220-K23-900	ZQ	ZP			F-23-10	3
5	FENDER, FR.	61100-K23-900	ZC	ZB			F-10	3
6	HUB SUB ASSY., FR.	44635-KTE-640	ZC	ZC			F-14-10	6
7	HUB SUB ASSY., RR.	42635-KTE-640	ZC	ZC			F-19-10	11
8	MARK, HONDA	86101-K23-900	ZB	ZA			F-50	1
9	MARK, HONDA	86102-K23-900	ZB	ZA			F-50	2
10	MARK, L. WING	86202-K23-900	ZB	ZA			F-50	6
11	MARK, R. WING	86201-K23-900	ZB	ZA			F-50	5
12	PANEL COMP., RR. BRAKE	43100-KTE-950	ZA	ZA			F-18	3
13	PANEL SUB COMP., FR. BRAKE	45010-KTE-951	ZA	ZA			F-13	5
14	PIPE, STEERING HANDLE	53100-K14-900	ZC	ZC			F-7	4
15	SEAT ASSY., DOUBLE	77200-K23-900	ZA	ZA			F-23	1
16	STRIPE, L. FUEL TANK	86172-K23-900	ZB	ZA			F-50	4
17	STRIPE, L. SIDE COVER	86832-K23-900	ZB	ZA			F-50	10
18	STRIPE, R. FUEL TANK	86171-K23-900	ZB	ZA			F-50	3
19	STRIPE, R. SIDE COVER	86831-K23-900	ZB	ZA			F-50	9
20	STRIPE, RR. COWL	86771-K23-900	ZF	ZF			F-50	7
21	TANK SET, FUEL	17500-K23-900	ZB	ZA			F-21	4
22	VISOR SET, FR.	61300-K23-900	-	-			F-43	2
23	WHEEL SUB ASSY., FR.	44650-KTE-640	ZC	ZC			F-14-10	7
24	WHEEL SUB ASSY., RR.	42650-KTE-640	ZC	ZC			F-19-10	12

CB110CM (CB110CME)

No.	MODEL		CB110CME							
	COLOR		Black	Black	Force silver metallic	Monsoon gray metallic	Applicable model		Applicable block No.	Ref. No.
	CODE		NH-1	NH-1	NH-411M	NH-B04M	Initial applicable model	Final applicable model		
	Name of colored parts	Basic part No.	NH1B	NH1V	NH411	NHB04				
1	BRIDGE COMP., FORK TOP	53230-K23-900	ZB	ZB	ZB	ZB			F-7	6
2	COVER SET, L. SIDE	83620-K23-900	ZF	ZE	ZD	ZC			F-24	3
3	COVER SET, R. SIDE	83520-K23-900	ZF	ZE	ZD	ZC			F-24	2
4	COWL SET, RR.	77220-K23-900	ZK	ZK	ZT	ZG			F-23-10	3
5	FENDER, FR.	61100-K23-900	ZE	ZE	ZD	ZF			F-10	3
6	MARK, HONDA	86101-K23-900	ZE	ZE	ZD	ZC			F-50	1
7	MARK, HONDA	86102-K23-900	ZE	ZE	ZD	ZC			F-50	2
8	MARK, L. WING	86202-K23-900	ZE	ZE	ZD	ZC			F-50	6
9	MARK, R. WING	86201-K23-900	ZE	ZE	ZD	ZC			F-50	5
10	PANEL COMP., RR. BRAKE	43100-KTE-950	ZA	ZA	ZA	ZA			F-18	3
11	PANEL SUB COMP., FR. BRAKE	45010-KTE-951	ZA	ZA	ZA	ZA			F-13	5
12	PIPE, STEERING HANDLE	53100-K14-900	ZC	ZC	ZC	ZC			F-7	4
13	SEAT ASSY., DOUBLE	77200-K23-900	ZA	ZA	ZA	ZA			F-23	1
14	STRIPE, L. FUEL TANK	86172-K23-900	ZF	ZE	ZD	ZC			F-50	4
15	STRIPE, L. SIDE COVER	86832-K23-900	ZF	ZE	ZD	ZC			F-50	10
16	STRIPE, R. FUEL TANK	86171-K23-900	ZF	ZE	ZD	ZC			F-50	3
17	STRIPE, R. SIDE COVER	86831-K23-900	ZF	ZE	ZD	ZC			F-50	9
18	STRIPE, RR. COWL	86771-K23-900	ZF	ZF	ZF	ZF			F-50	7
19	TANK SET, FUEL	17500-K23-900	ZF	ZE	ZD	ZC			F-21	4
20	VISOR SET, FR.	61300-K23-900	ZJ	-	-	-			F-43	2
21	WHEEL SUB ASSY., FR.	44650-K23-910	ZA	ZA	ZA	ZA			F-14-30	5
22	WHEEL SUB ASSY., RR.	42650-K23-910	ZA	ZA	ZA	ZA			F-19-30	8

CB110CM (CB110CME)

No.	MODEL		CB110CME					
	COLOR		Midnight blue metallic	Alpha red metallic	Applicable model		Applicable block No.	Ref. No.
	CODE		PB-375M	R-316M	Initial applicable model	Final applicable model		
	Name of colored parts	Basic part No.	PB375	R316				
1	BRIDGE COMP., FORK TOP	53230-K23-900	ZB	ZB			F-7	6
2	COVER SET, L. SIDE	83620-K23-900	ZB	ZA			F-24	3
3	COVER SET, R. SIDE	83520-K23-900	ZB	ZA			F-24	2
4	COWL SET, RR.	77220-K23-900	ZQ	ZP			F-23-10	3
5	FENDER, FR.	61100-K23-900	ZC	ZB			F-10	3
6	MARK, HONDA	86101-K23-900	ZB	ZA			F-50	1
7	MARK, HONDA	86102-K23-900	ZB	ZA			F-50	2
8	MARK, L. WING	86202-K23-900	ZB	ZA			F-50	6
9	MARK, R. WING	86201-K23-900	ZB	ZA			F-50	5
10	PANEL COMP., RR. BRAKE	43100-KTE-950	ZA	ZA			F-18	3
11	PANEL SUB COMP., FR. BRAKE	45010-KTE-951	ZA	ZA			F-13	5
12	PIPE, STEERING HANDLE	53100-K14-900	ZC	ZC			F-7	4
13	SEAT ASSY., DOUBLE	77200-K23-900	ZA	ZA			F-23	1
14	STRIPE, L. FUEL TANK	86172-K23-900	ZB	ZA			F-50	4
15	STRIPE, L. SIDE COVER	86832-K23-900	ZB	ZA			F-50	10
16	STRIPE, R. FUEL TANK	86171-K23-900	ZB	ZA			F-50	3
17	STRIPE, R. SIDE COVER	86831-K23-900	ZB	ZA			F-50	9
18	STRIPE, RR. COWL	86771-K23-900	ZF	ZF			F-50	7
19	TANK SET, FUEL	17500-K23-900	ZB	ZA			F-21	4
20	VISOR SET, FR.	61300-K23-900	-	-			F-43	2
21	WHEEL SUB ASSY., FR.	44650-K23-910	ZA	ZA			F-14-30	5
22	WHEEL SUB ASSY., RR.	42650-K23-910	ZA	ZA			F-19-30	8

Fuel hose, general purpose hoses and vinyl hose

- The standard part fuel hose, general purpose hose and vinyl hose may be substituted by the coiled bulk part.
- When ordering the standard part fuel hose, general purpose hose and vinyl hose use the bulk part number written in the parts catalogue in brackets () underneath the part name, or use the catalogue below.
(The bulk part standard length is 1 m, however, those displayed in the catalogue < > are available in 3 m and 8 m lengths.)
- When exchanging the hose, cut and use at the specified length as mentioned in the part name.
(For the method of cutting the bulk part, and method of filling out orders etc., please refer to the service manual and the instructions issued with the bulk part.)
- The list below is a catalogue of the standard part numbers and bulk part numbers. Note that those numbers are applicable to the listed replacement parts only.

Fuel hoses/Tubes			
Standard part No.	Bulk part No.	Bulk part	
		Inner diameter (mm)	Length (m)
95001-30xxx-2x	95001-30001-20M	3.0	1
95001-30xxx-3x	95001-30001-30M	3.0	1
95001-30xxx-4x	95001-30001-40M	3.0	1
95001-35xxx-2x	95001-35001-50M <95001-35003-50M>	3.5	1 3
95001-35xxx-3x	95001-35001-60M <95001-35003-60M>	3.5	1 3
95001-35xxx-4x	95001-35001-60M <95001-35003-60M>	3.5	1 3
95001-35xxx-5x	95001-35001-50M <95001-35003-50M>	3.5	1 3
95001-35xxx-6x	95001-35001-60M <95001-35003-60M>	3.5	1 3
95001-45xxx-2x	95001-45001-50M <95001-45003-50M>	4.5	1 3
95001-45xxx-3x	95001-45001-60M <95001-45003-60M> <95001-45008-60M>	4.5	1 3 8
95001-45xxx-4x	95001-45001-60M <95001-45003-60M> <95001-45008-60M>	4.5	1 3 8
95001-45xxx-5x	95001-45001-50M <95001-45003-50M>	4.5	1 3
95001-45xxx-6x	95001-45001-60M <95001-45003-60M> <95001-45008-60M>	4.5	1 3 8
95001-55xxx-2x	95001-55001-50M <95001-55003-50M> <95001-55008-50M>	5.5	1 3 8

Fuel hoses/Tubes			
Standard part No.	Bulk part No.	Bulk part	
		Inner diameter (mm)	Length (m)
95001-55xxx-3x	95001-55001-60M <95001-55003-60M> <95001-55008-60M>	5.5	1 3 8
95001-55xxx-4x	95001-55001-60M <95001-55003-60M> <95001-55008-60M>	5.5	1 3 8
95001-55xxx-5x	95001-55001-50M <95001-55003-50M> <95001-55008-50M>	5.5	1 3 8
95001-55xxx-6x	95001-55001-60M <95001-55003-60M> <95001-55008-60M>	5.5	1 3 8
95001-75xxx-2x	95001-75001-50M <95001-75003-50M>	7.5	1 3
95001-75xxx-3x	95001-75001-60M <95001-75003-60M> <95001-75008-60M>	7.5	1 3 8
95001-75xxx-4x	95001-75001-60M <95001-75003-60M> <95001-75008-60M>	7.5	1 3 8
95001-75xxx-5x	95001-75001-50M <95001-75003-50M>	7.5	1 3
95001-75xxx-6x	95001-75001-60M <95001-75003-60M> <95001-75008-60M>	7.5	1 3 8
95001-80xxx-2x	95001-80001-50M	8.0	1
95001-80xxx-3x	95001-80001-60M	8.0	1
95001-80xxx-4x	95001-80001-60M	8.0	1
95001-80xxx-5x	95001-80001-50M	8.0	1
95001-80xxx-6x	95001-80001-60M	8.0	1

Vinyl tube				
Standard part No.	Bulk part No.	Bulk part		
		Inner dia- meter (mm)	Outer dia-meter (mm)	Length (m)
95003-01xxx-3x	95003-01001-60M <95003-01003-60M>	2.9	6.8	1 3
95003-01xxx-60	95003-01001-60M <95003-01003-60M>	2.9	6.8	1 3
95003-03xxx-3x	95003-03001-60M <95003-03003-60M>	3.0	6.0	1 3
95003-03xxx-60	95003-03001-60M <95003-03003-60M>	3.0	6.0	1 3
95003-05xxx-3x	95003-05001-60M <95003-05003-60M> <95003-05008-60M>	3.5	6.5	1 3 8
95003-05xxx-60	95003-05001-60M <95003-05003-60M> <95003-05008-60M>	3.5	6.5	1 3 8
95003-07xxx-1x	95003-07001-10M <95003-07003-10M> <95003-07008-10M>	4.0	7.0	1 3 8
95003-07xxx-20	95003-07001-10M <95003-07003-10M> <95003-07008-10M>	4.0	7.0	1 3 8
95003-07xxx-3x	95003-07001-60M <95003-07003-60M> <95003-07008-60M>	4.0	7.0	1 3 8
95003-07xxx-60	95003-07001-60M <95003-07003-60M> <95003-07008-60M>	4.0	7.0	1 3 8
95003-07xxx-7x	95003-07001-70M <95003-07003-70M> <95003-07008-70M>	4.0	7.0	1 3 8
95003-08xxx-1x	95003-08001-10M <95003-08003-10M> <95003-08008-10M>	4.5	6.5	1 3 8
95003-09xxx-3x	95003-09001-60M <95003-09003-60M>	4.5	8.0	1 3
95003-09xxx-60	95003-09001-60M <95003-09003-60M>	4.5	8.0	1 3
95003-10xxx-1x	95003-10001-10M <95003-10003-10M>	5.0	8.0	1 3
95003-10xxx-20	95003-10001-10M <95003-10003-10M>	5.0	8.0	1 3
95003-10xxx-3x	95003-10001-60M <95003-10003-60M>	5.0	8.0	1 3
95003-10xxx-60	95003-10001-60M <95003-10003-60M>	5.0	8.0	1 3
95003-11xxx-3x	95003-11001-60M <95003-11003-60M> <95003-11008-60M>	5.0	9.0	1 3 8
95003-11xxx-60	95003-11001-60M <95003-11003-60M> <95003-11008-60M>	5.0	9.0	1 3 8
95003-12xxx-1x	95003-12001-10M <95003-12003-10M> <95003-12008-10M>	5.0	7.0	1 3 8
95003-12xxx-20	95003-12001-10M <95003-12003-10M> <95003-12008-10M>	5.0	7.0	1 3 8

Vinyl tube				
Standard part No.	Bulk part No.	Bulk part		
		Inner dia- meter (mm)	Outer dia-meter (mm)	Length (m)
95003-14xxx-1x	95003-14001-10M <95003-14003-10M>	6.0	9.0	1 3
95003-14xxx-20	95003-14001-10M <95003-14003-10M>	6.0	9.0	1 3
95003-14xxx-3x	95003-14001-60M <95003-14003-60M>	6.0	9.0	1 3
95003-17xxx-1x	95003-17001-10M <95003-17003-10M>	7.0	9.0	1 3
95003-19xxx-1x	95003-19001-10M <95003-19003-10M> <95003-19008-10M>	7.0	11.0	1 3 8
95003-19xxx-20	95003-19001-10M <95003-19003-10M> <95003-19008-10M>	7.0	11.0	1 3 8
95003-19xxx-3x	95003-19001-60M <95003-19003-60M> <95003-19008-60M>	7.0	11.0	1 3 8
95003-19xxx-60	95003-19001-60M <95003-19003-60M> <95003-19008-60M>	7.0	11.0	1 3 8
95003-21xxx-1x	95003-21001-10M <95003-21003-10M>	8.0	9.0	1 3
95003-21xxx-20	95003-21001-10M <95003-21003-10M>	8.0	9.0	1 3
95003-23xxx-1x	95003-23001-10M <95003-23003-10M>	8.0	12.0	1 3
95003-23xxx-20	95003-23001-10M <95003-23003-10M>	8.0	12.0	1 3
95003-23xxx-3x	95003-23001-60M <95003-23003-60M> <95003-23008-60M>	8.0	12.0	1 3 8
95003-23xxx-60	95003-23001-60M <95003-23003-60M> <95003-23008-60M>	8.0	12.0	1 3 8
95003-25xxx-1x	95003-25001-10M <95003-25003-10M>	9.0	11.0	1 3
95003-25xxx-20	95003-25001-10M <95003-25003-10M>	9.0	11.0	1 3
95003-25xxx-3x	95003-25001-60M <95003-25003-60M>	9.0	11.0	1 3
95003-25xxx-7x	95003-25001-70M <95003-25003-70M>	9.0	11.0	1 3
95003-27xxx-1x	95003-27001-10M <95003-27003-10M>	9.0	13.0	1 3
95003-27xxx-20	95003-27001-10M <95003-27003-10M>	9.0	13.0	1 3
95003-27xxx-3x	95003-27001-60M <95003-27003-60M>	9.0	13.0	1 3
95003-27xxx-60	95003-27001-60M <95003-27003-60M>	9.0	13.0	1 3
95003-33xxx-1x	95003-33001-10M <95003-33003-10M>	10.0	14.0	1 3
95003-33xxx-20	95003-33001-10M <95003-33003-10M>	10.0	14.0	1 3

Vinyl tube				
Standard part No.	Bulk part No.	Bulk part		
		Inner dia- meter (mm)	Outer dia-meter (mm)	Length (m)
95003-36xxx-1x	95003-36001-10M <95003-36003-10M> <95003-36008-10M>	11.0	13.0	1 3 8
95003-36xxx-20	95003-36001-10M <95003-36003-10M> <95003-36008-10M>	11.0	13.0	1 3 8
95003-37xxx-3x	95003-37001-60M <95003-37003-60M>	11.0	15.0	1 3
95003-37xxx-60	95003-37001-60M <95003-37003-60M>	11.0	15.0	1 3
95003-38xxx-1x	95003-38001-10M <95003-38003-10M>	12.0	13.0	1 3
95003-38xxx-20	95003-38001-10M <95003-38003-10M>	12.0	13.0	1 3
95003-39xxx-1x	95003-39001-10M <95003-39003-10M>	12.0	14.0	1 3
95003-39xxx-20	95003-39001-10M <95003-39003-10M>	12.0	14.0	1 3
95003-40xxx-20	95003-40001-10M <95003-40003-10M>	12.0	16.0	1 3
95003-40xxx-3x	95003-40001-60M <95003-40003-60M>	12.0	16.0	1 3
95003-40xxx-60	95003-40001-60M <95003-40003-60M>	12.0	16.0	1 3
95003-43xxx-1x	95003-43001-10M <95003-43003-10M> <95003-43008-10M>	13.0	15.0	1 3 8
95003-43xxx-20	95003-43001-10M <95003-43003-10M> <95003-43008-10M>	13.0	15.0	1 3 8
95003-45xxx-1x	95003-45001-10M <95003-45003-10M> <95003-45008-10M>	14.0	18.0	1 3 8
95003-45xxx-20	95003-45001-10M <95003-45003-10M> <95003-45008-10M>	14.0	18.0	1 3 8
95003-50xxx-1x	95003-50001-10M <95003-50003-10M>	16.0	19.0	1 3
95003-50xxx-20	95003-50001-10M <95003-50003-10M>	16.0	19.0	1 3
95003-50xxx-3x	95003-50001-60M <95003-50003-60M>	16.0	19.0	1 3
95003-55xxx-1x	95003-55001-10M <95003-55003-10M>	17.5	20.5	1 3
95003-55xxx-20	95003-55001-10M <95003-55003-10M>	17.5	20.5	1 3
95003-60xxx-1x	95003-60001-10M <95003-60003-10M>	22.0	27.0	1 3
95003-60xxx-20	95003-60001-10M <95003-60003-10M>	22.0	27.0	1 3
95003-60xxx-3x	95003-60001-60M <95003-60003-60M>	22.0	27.0	1 3
95003-60xxx-60	95003-60001-60M <95003-60003-60M>	22.0	27.0	1 3

General purpose hoses			
Standard part No.	Bulk part No.	Bulk part	
		Inner diameter (mm)	Length (m)
95005-11xxx-3x	95005-11001-30M	11.0	1
95005-11xxx-5x	95005-11001-50M	11.0	1
95005-12xxx-1x	95005-12001-10M <95005-12003-10M>	12.0	1 3
95005-12xxx-2x	95005-12001-20M	12.0	1
95005-12xxx-3x	95005-12001-30M	12.0	1
95005-12xxx-5x	95005-12001-50M	12.0	1
95005-14xxx-1x	95005-14001-10M	14.0	1
95005-14xxx-2x	95005-14001-20M <95005-14003-20M>	14.0	1 3
95005-14xxx-3x	95005-14001-30M	14.0	1
95005-14xxx-5x	95005-14001-50M	14.0	1
95005-17xxx-1x	95005-17001-10M	17.0	1
95005-17xxx-2x	95005-17001-20M	17.0	1
95005-17xxx-3x	95005-17001-30M	17.0	1
95005-17xxx-5x	95005-17001-50M	17.0	1
95005-30xxx-3x	95005-30001-30M	3.0	1
95005-30xxx-5x	95005-30001-50M	3.0	1
95005-35xxx-1x	95005-35001-10M <95005-35003-10M> <95005-35008-10M>	3.5	1 3 8
95005-35xxx-2x	95005-35001-20M	3.5	1
95005-35xxx-3x	95005-35001-30M	3.5	1
95005-35xxx-4x	95005-35001-10M <95005-35003-10M> <95005-35008-10M>	3.5	1 3 8
95005-35xxx-5x	95005-35001-50M	3.5	1
95005-45xxx-1x	95005-45001-10M <95005-45003-10M> <95005-45008-10M>	4.5	1 3 8
95005-45xxx-2x	95005-45001-20M	4.5	1
95005-45xxx-3x	95005-45001-30M	4.5	1

General purpose hoses			
Standard part No.	Bulk part No.	Bulk part	
		Inner diameter (mm)	Length (m)
95005-45xxx-4x	95005-45001-10M <95005-45003-10M> <95005-45008-10M>	4.5	1 3 8
95005-45xxx-5x	95005-45001-50M	4.5	1
95005-50xxx-3x	95005-50001-30M <95005-50003-30M>	5.0	1 3
95005-50xxx-5x	95005-50001-50M	5.0	1
95005-55xxx-1x	95005-55001-10M <95005-55003-10M> <95005-55008-10M>	5.3	1 3 8
95005-55xxx-2x	95005-55001-20M <95005-55003-20M>	5.3	1 3
95005-55xxx-4x	95005-55001-10M <95005-55003-10M> <95005-55008-10M>	5.3	1 3 8
95005-65xxx-1x	95005-65001-10M <95005-65003-10M>	6.5	1 3
95005-65xxx-2x	95005-65001-20M	6.5	1
95005-70xxx-3x	95005-70001-30M <95005-70003-30M>	7.0	1 3
95005-70xxx-5x	95005-70001-50M	7.0	1
95005-75xxx-1x	95005-75001-10M <95005-75003-10M>	7.3	1 3
95005-75xxx-2x	95005-75001-20M	7.3	1
95005-80xxx-1x	95005-80001-10M <95005-80003-10M>	8.0	1 3
95005-80xxx-2x	95005-80001-20M	8.0	1
95005-80xxx-3x	95005-80001-30M	8.0	1
95005-80xxx-5x	95005-80001-50M	8.0	1
95005-91xxx-3x	95005-91001-30M	12.0	1
95005-91xxx-5x	95005-91001-50M	12.0	1
95005-92xxx-3x	95005-92001-30M	12.0	1
95005-92xxx-5x	95005-92001-50M	12.0	1

NOTE: X is displayed to represent the omitted numerals and letters of the roman alphabet.

⊙ **CAUTION: It is DANGEROUS to confuse the fuel hose with the general purpose hose or vinyl hose.**

Never use a general purpose hose or vinyl hose in place of a fuel hose or vice versa. Always use the correct bulk part in the parts catalogue, according to the service manual or the instructions issued with the bulk part.

• Bulk part number of fuel hose, general purpose hose and vinyl hose.

(Example)

9 5 0 0 1 - 7 5 0 0 1 - 5 0 M

Bulk part number: Refers to the bulk part.

Marking code (hose type): (fuel hose and general purpose hose)

Change code (for added hose): (Vinyl hose)

- Indicates number mark or change sequence, however, the code for the bulk part must be strictly 0 (zero).

Types of code:

- Fuel hose
 - 2: Red outside braid (3 mm inside dia. only)
 - 5: Black inside braid
 - 3: Red (3 mm inside dia. only)
 - 4: Ash gray with red stripe (3 mm inside dia. only)
 - 6: Black

- Vinyl hose
 - 1: Clear
 - 2: Black
 - 3: Light red
 - 6: Light red
 - 7: Pale black

- General hose
 - 1: Ash gray
 - 2: Ash gray
 - 3: Black
 - 5: Black

Lengths: 001: 1 m (standard)
003: 3 m
008: 8 m

I.D code: (fuel hose and general purpose hose)

- | | |
|--------------------|--------------------------------|
| 30: 3.0 mm | 11: 11 mm |
| 35: 3.5 mm | 91: 12 mm (outside dia. 15) mm |
| 45: 4.5 mm | 92: 12 mm (outside dia. 16) mm |
| 50: 5.0 mm | 12: 12 mm (outside dia. 17) mm |
| 55: 5.3 mm, 5.5 mm | 14: 14 mm |
| 65: 6.5 mm | 17: 17 mm |
| 70: 7.0 mm | |
| 75: 7.3 mm, 7.5 mm | |
| 80: 8.0 mm | |

ID./OD. code: (vinyl hose)

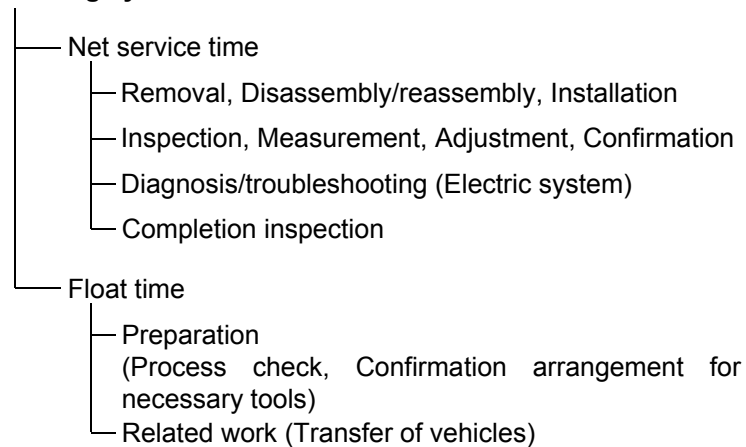
- | | | |
|-------------------------|---------------------------|---------------------------|
| 01: ID. 2.9, OD. 6.8 mm | 14: ID. 6.0, OD. 9.0 mm | 37: ID. 11.0, OD. 15.0 mm |
| 03: ID. 3.0, OD. 6.0 mm | 17: ID. 7.0, OD. 9.0 mm | 38: ID. 12.0, OD. 13.0 mm |
| 05: ID. 3.5, OD. 6.5 mm | 19: ID. 7.0, OD. 11.0 mm | 39: ID. 12.0, OD. 14.0 mm |
| 07: ID. 4.0, OD. 7.0 mm | 21: ID. 8.0, OD. 9.0 mm | 40: ID. 12.0, OD. 16.0 mm |
| 08: ID. 4.5, OD. 6.5 mm | 23: ID. 8.0, OD. 12.0 mm | 43: ID. 13.0, OD. 15.0 mm |
| 09: ID. 4.5, OD. 8.0 mm | 25: ID. 9.0, OD. 11.0 mm | 45: ID. 14.0, OD. 18.0 mm |
| 12: ID. 5.0, OD. 7.0 mm | 27: ID. 9.0, OD. 13.0 mm | 50: ID. 16.0, OD. 19.0 mm |
| 10: ID. 5.0, OD. 8.0 mm | 33: ID. 10.0, OD. 14.0 mm | 55: ID. 17.5, OD. 20.5 mm |
| 11: ID. 5.0, OD. 9.0 mm | 36: ID. 11.0, OD. 13.0 mm | 60: ID. 22.0, OD. 27.0 mm |

Hose type: 1: Fuel hose
3: Vinyl hose
5: General hose

FLAT RATE SERVICE TIME

Flat rate service time (FRT) means the standard time required to service a MC, which is listed in this manual to help the dealers control the actual working process and calculate the service charge by using it as a guide.

FRT setting system



* Float time is set by multiplying the net service time by a given coefficient.

Editorial style

The service items shown in the text are listed with the exchange work time for the repair sales parts as the subject. Other representative service items not using repair parts (removal/installation, adjustment, inspection/measuring, and other work) are listed collectively in the list in the preface, classified according to the work.

FRT setting standard

- Decimal system (in unit of 0.1) is adopted to set FRT as it is convenient to calculate the wage.
Example: (0.1) → 6 minutes, (0.2) → 12 minutes
[Labor cost per hour] x [FRT] = [Wage]
- FRT is set with a hand tool.
- Service items and FRT can be subject to change depending on development of tools and service equipment and improvement in service procedure.

Work procedure

- As the work procedure is set with the work time according to the method in the separate Service Manual, refer to this Manual as required.
- Work methods permitting servicing in the shortest time still permitting assurance of safe work and product warranty are used for the setting of service items not listed in the Service Manual.
- Work basically is to be performed by one person, and when two or more people are required, setting is done as the total time for the number of people.
- The set value for the technological level of the workers uses a person with three years of experience in the repair of Honda vehicles as the standard.
- Special tools and service equipment used to set FRT are those specified or recommended in Service Manual.

Service item whose FRT is not presented

- Accessories and service parts that are not listed to use in this manual.
 - Locations with little aging deterioration or breakage during normal use.
 - Service work that can be finished by one touch.
 - Service work that is seldom done (i.e. extremely small causes of trouble and service frequency).
- * When FRT is not presented, please calculate wages based on appropriate actual work time

Operation not included of FRT

- Oil and coolant water draining, Waiting time for warming up operation and etc..
- Additional operation that involves removal/installation of standard exterior equipment.
- Indirect time spent for service by visiting the customer, trade-in, and delivery of a MC.
- Indirect time required for ordering and delivery of parts.
- Cost for grease, adhesive agent, etc. used for service work.

**Explanation of FRT by using an example
(The example may differ from the actual presented items)**

Ref. No.	L.O.N.	(Relative ref. Number) Description	F.R.T.
②	111118	(1, 3, 4, 7) CAMSHAFT 4.5	②
③	111118A	⑥ • Includes: Valve clearance adjustment Replace rocker arm add 1.0	⑤

- ① Reference No. of the illustration of part that shows location of the replacement work.
- ② FRT is an abbreviation of Flat Rate Time indicating the standard service time required for the replacement.
- ③ LON is an abbreviation of Labor Operation Number, and it is a classification of the service items by the work unit code.

The same operation code is used regardless of the models.

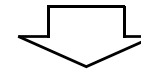
Standard operation is indicated with 6 digits code, and additional operation is indicated with 7 digits code.
- ④ Indicating the camshaft replacement and FRT4.5.
- ⑤ Indicating FRT1.0 that will be added when additional operation (replace rocker arm) is done in association with camshaft replacement.

- ⑥ Indicating work contents that are included in the service item.
- ⑦ Indicating a reference No. whose operation and time are the same as FRT4.5 for the camshaft.

(The application range is limited to the service items without an LON setting within a same block.)

**How to refer to the service item by using the sample
(camshaft replacement)**

Open to the page of the block where the camshaft's spare part illustration is shown.



Look for the camshaft illustration, and refer to the service item and FRT that agree with the reference No.

Indication mark for the listing of service items that continues to the following page

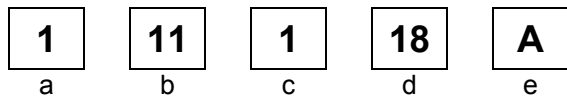
Ref. No.	L.O.N.	(Relative ref. Number) Description	F.R.T.
2	111118	CAMSHAFT	4.5
	.	.	.
	.	.	.

+
Mark indicated at the last line.

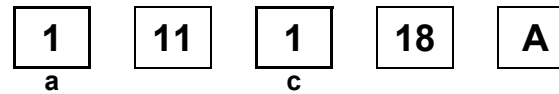
Indication of the block with no setting of FRT

Ref. No.	L.O.N.	(Relative ref. Number) Description	F.R.T.
NO INFORMATION			

• LON code system



- a) Category code..... Engine
- b) Location/function code Engine upper
- c) Operation code..... Replace
- d) Operation sequence number (Unit code can be shown with alphabet) camshaft (No regular rule of code)
- e) Additional code replace rocker arm (No regular rule of code)



a) Category codes and classification

Code	Category
1	Engine
2	Transmission
3	Fuel & Exhaust
4	Frame & Body
5	Steering/Suspension
6	Electrical
7	Wheels/Brakes
8	Controls/instrument
9	-
0	-

c) Operation codes and classification

Code	Operation category
1	Replace, Removal/Installation, Change
2	Overhaul
3	Adjust, Balance
4	(Paint-related work: Top-coat)
5	Test, Inspect/diagnose, Measurement, Check
6	(Overhaul-related work: Rebore)
7	(Overhaul-related work: Reseal)
8	(Resurface)
9	(Paint-related work: Refinish)
0	Repair, Cleaning, Air bleeding

Major service items without using spare parts

(1) Removal/Installation, (2) Adjustment,
(3) Inspection/Measurement, (4) Overhaul, (5) Other work

E: Engine, F: Frame

* OPERATIONS OTHER THAN REPLACING PARTS

(1) Removal and installation

Set for the configuration with the parts removed from the vehicle.

	LON	DESCRIPTION	FRT
E	1101E5	TILTING ENGINE ASSEMBLY-REMOVAL/INSTALLATION INCLUDES: All necessary adjustment	1.5
	1111K0	CYLINDER HEAD ASSEMBLY-REMOVAL/INSTALLATION	0.9
	3111D6	CARBURETOR ASSEMBLY-REMOVAL/INSTALLATION	0.2
	1101E6	CRANKCASE SEPARATION INCLUDES: Engine removal and installation	3.2

(2) Adjustment

	LON	DESCRIPTION	FRT
E	3113A0	CARBURETOR IDLE-ADJUSTMENT	0.1
	2123A0	CLUTCH-ADJUSTMENT INCLUDES: Clutch lever adjustment	0.1
	6143A1	SPARK PLUG-ADJUSTMENT/CLEANING	0.1
	1113A0	VALVE CLEARANCE-ADJUSTMENT NOTE: For 1 vehicle	0.4
F	6163A0	HEADLIGHT-AIMING	0.1
	2133A0	DRIVE CHAIN-ADJUSTMENT	0.1
	7113A0	FRONT BRAKE-ADJUSTMENT EXCLUDES: Front brake shoe adjustment	0.1
	7113A1	REAR BRAKE-ADJUSTMENT EXCLUDES: Rear brake shoe adjustment	0.1
	3113A3	THROTTLE OPERATION-ADJUSTMENT	0.1

(3) Inspection, Measurement

	LON	DESCRIPTION	FRT
E	1115A0	COMPRESSION PRESSURE-MEASUREMENT	0.1
	3115A0	CARBURETOR FLOAT LEVEL-MEASUREMENT	0.4
	6145A0	IGNITION TIMING-INSPECTION	0.2
F	6105A0	BATTERY-CHECKING OF ELECTROLYTE LEVEL & CHARGE	0.2

(4) Overhaul

Work condition: The required Measurements, inspections, adjustments, and cleaning/washing of each part are performed, including the main body removal/installation work and the replacement of defective parts.

	LON	DESCRIPTION	FRT
E	311200	CARBURETOR-OVERHAUL INCLUDES: All necessary adjustment	0.6

(5) Other work

	LON	DESCRIPTION	FRT
E	1130A1	OIL FILTER SCREEN-CLEANING	0.3

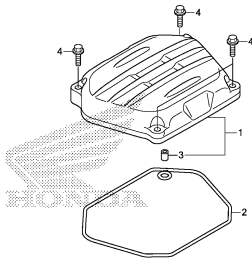
ENGINE GROUP

C 8

E-1

CYLINDER HEAD COVER

D 1

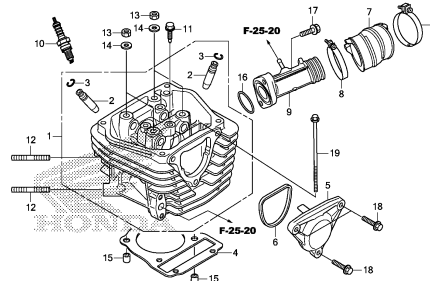


K23BE0100

E-2

CYLINDER HEAD

D 2

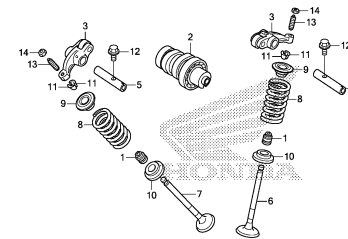


K23BE0200

E-3

CAMSHAFT/VALVE

D 3

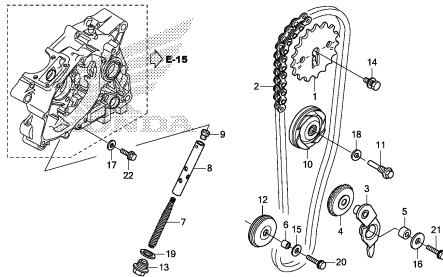


K23BE0300

E-4

CAM CHAIN/TENSIONER

D 4

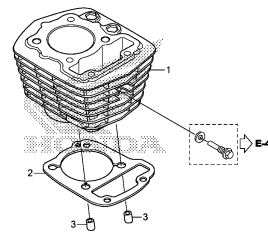


K23BE0400

E-5

CYLINDER

D 5

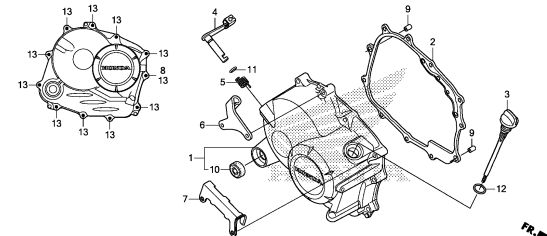


K23BE0500

E-6

RIGHT CRANKCASE COVER

D 6

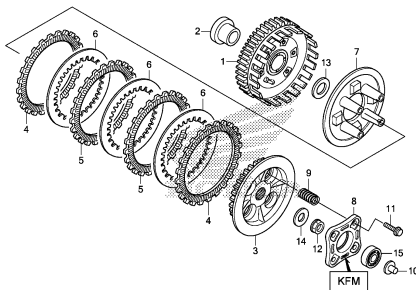


K23BE0600

E-8

CLUTCH(F.C.C.)

D 7

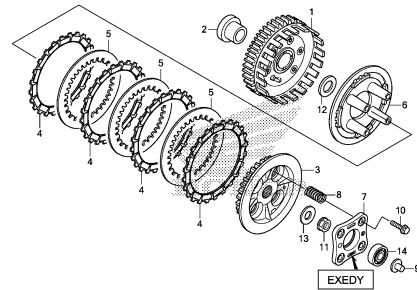


K23BE0800

E-8-1

CLUTCH(EXEDY)

D 8

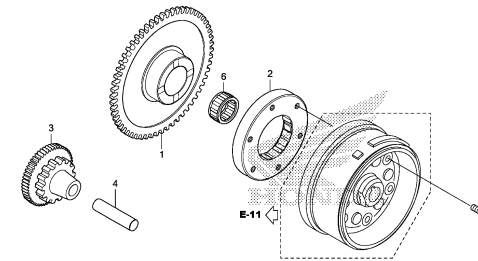


K23BE0801

E-9

STARTING CLUTCH

D 9



K23BE0900

2

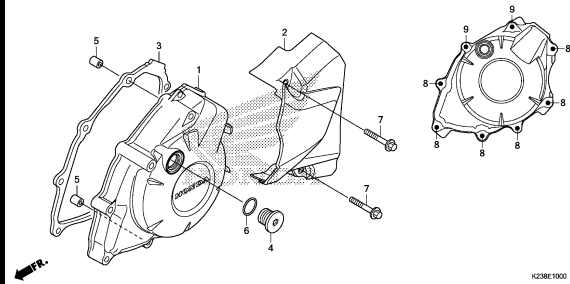
ENGINE GROUP

C 9

E-10

LEFT CRANKCASE COVER

D10

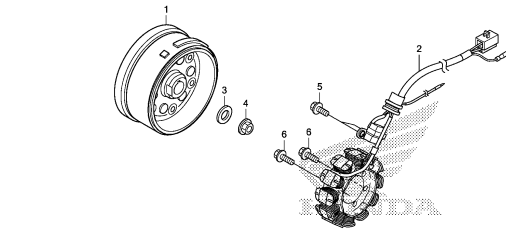


K23BE1000

E-11

GENERATOR

D11

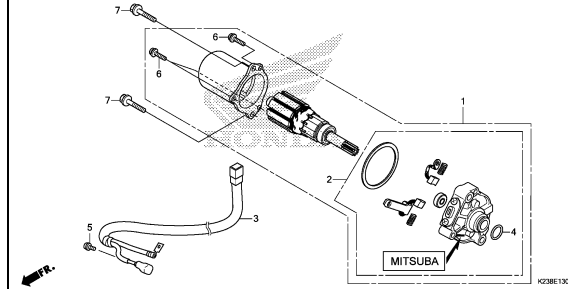


K23BE1000

E-13

STARTER MOTOR(MITSUBA)

D12

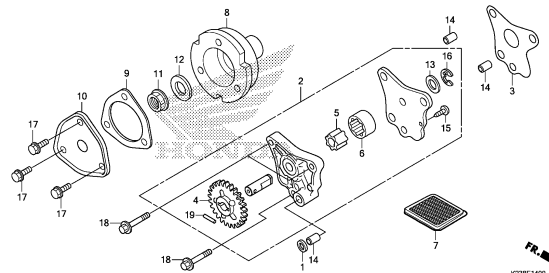


K23BE1300

E-14

OIL PUMP

D13

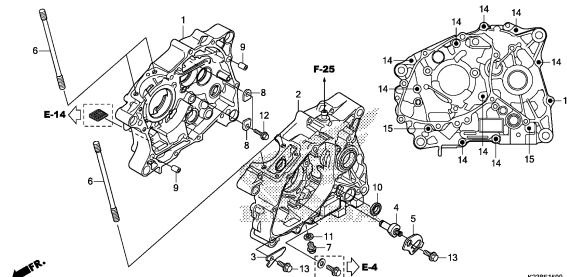


K23BE1400

E-15

CRANKCASE

D14

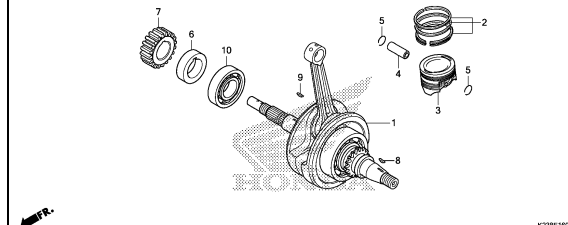


K23BE1600

E-16

CRANKSHAFT/PISTON

D15

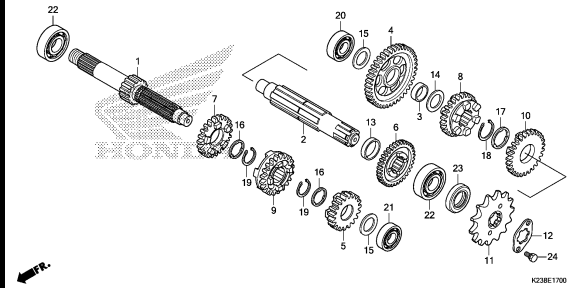


K23BE1600

E-17

TRANSMISSION

D16

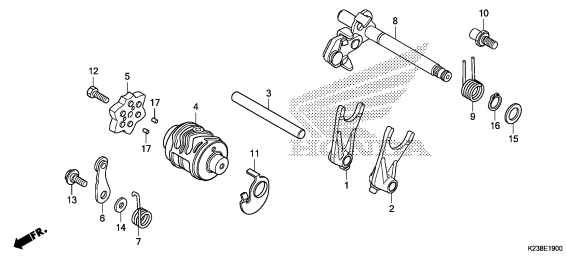


K23BE1700

E-19

GEARSHIFT DRUM

E 2

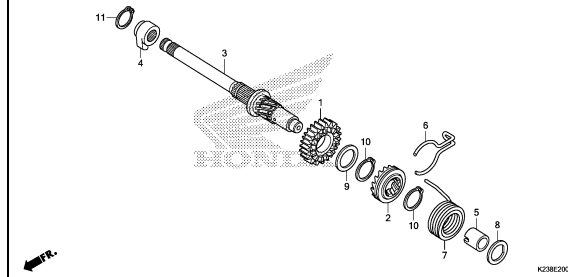


K23BE1900

E-20

KICK STARTER SPINDLE

E 3



K23BE2000

2

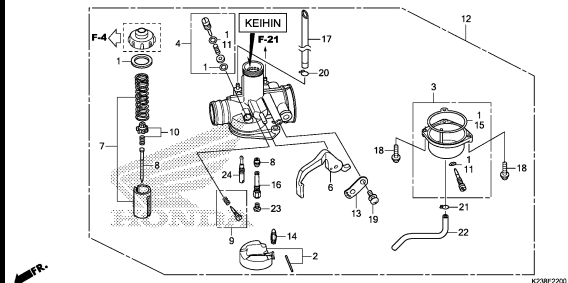
ENGINE GROUP

C10

E-22

E 4

CARBURETOR(KEIHIN)



2

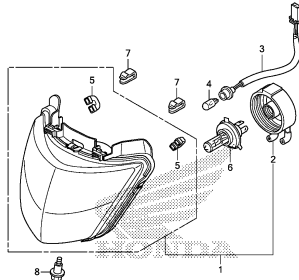
FRAME GROUP

C11

F-1

HEADLIGHT

F 1

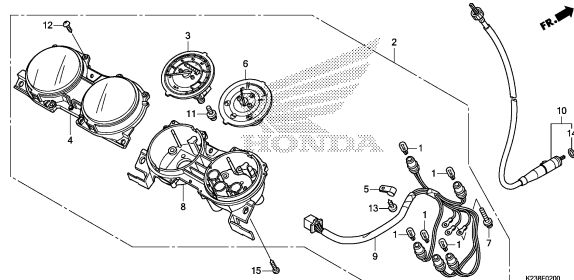


K23BF0100

F-2

METER

F 2

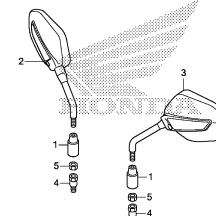


K23BF0200

F-3

MIRROR

F 3

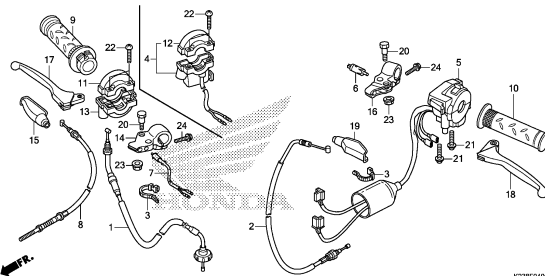


K23BF0300

F-4

HANDLE LEVER/SWITCH/CABLE

F 4

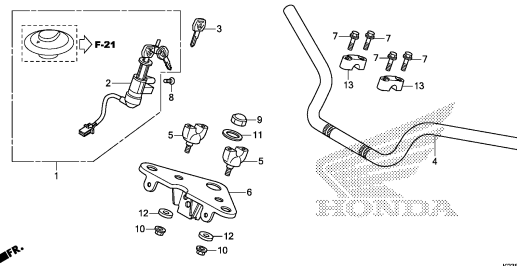


K23BF0400

F-7

HANDLE PIPE/TOP BRIDGE

F 6

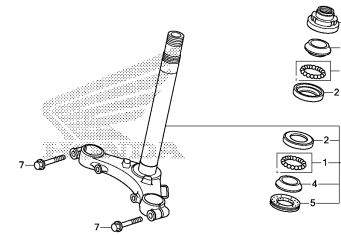


K23BF0700

F-9

STEERING STEM

F 7

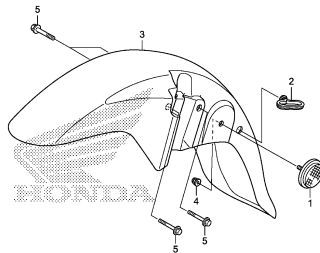


K23BF0900

F-10

FRONT FENDER

F 8

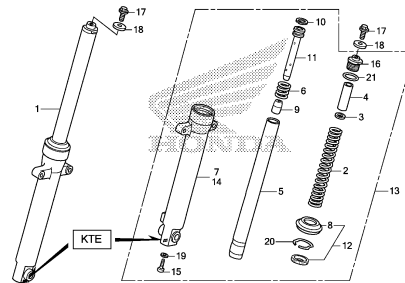


K23BF1000

F-11

FRONT FORK(SHOWA)

F 9

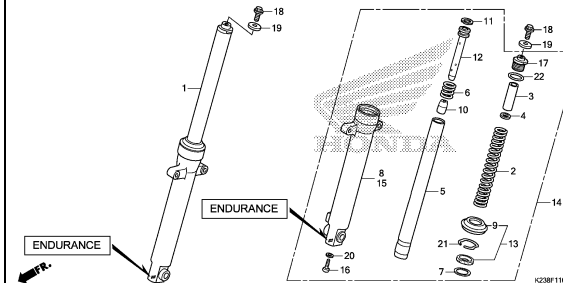


K23BF1100

F-11-1

FRONT FORK(ENDURANCE)

F10



K23BF1101

3

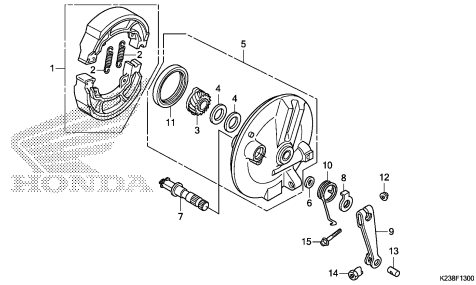
FRAME GROUP

C12

F-13

FRONT BRAKE PANEL

F11

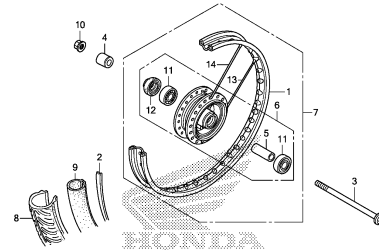


K23BF1300

F-14-10

FRONT WHEEL(CB110C-ID)

F12

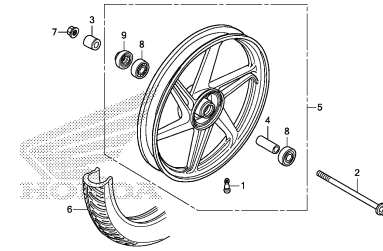


K23BF1410

F-14-30

FRONT WHEEL(CB110C/CM-2ID)

F13

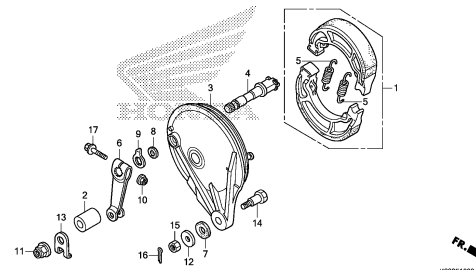


K23BF1430

F-18

REAR BRAKE PANEL

F14

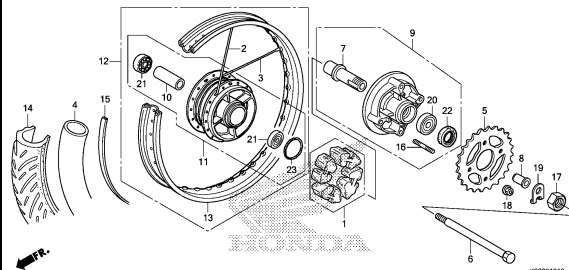


K23BF1800

F-19-10

REAR WHEEL(CB110-ID)

F16

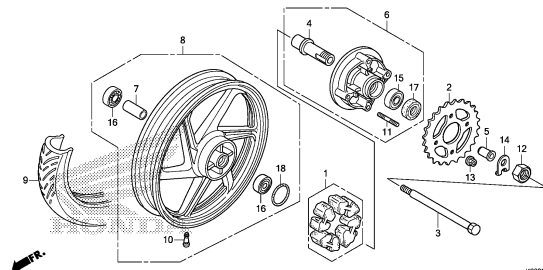


K23BF1910

F-19-30

REAR WHEEL(CB110C/CM-2ID)

G 2

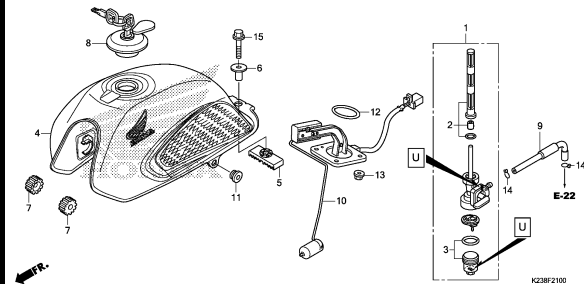


K23BF1930

F-21

FUEL TANK

G 4

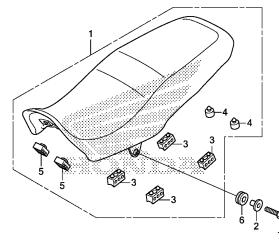


K23BF2100

F-23

SEAT

G 5

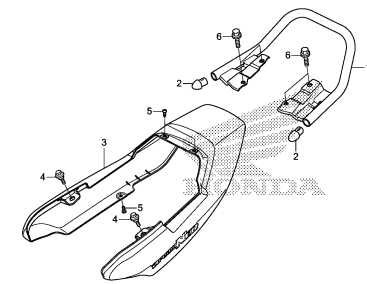


K23BF2300

F-23-10

REAR COWL

G 6



K23BF2310

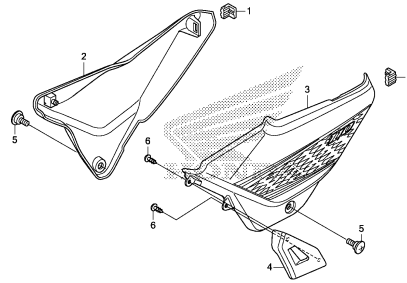
FRAME GROUP

C13

F-24

SIDE COVER

G 7

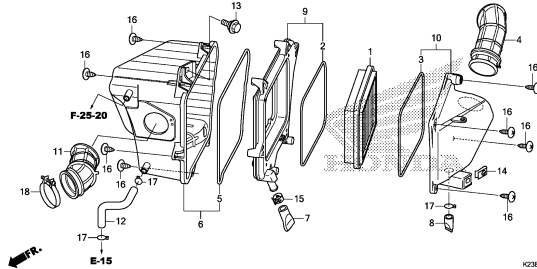


K23BF2400

F-25

AIR CLEANER

G 8

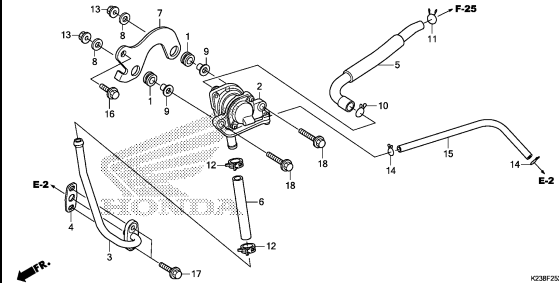


K23BF2500

F-25-20

AIR SUCTION VALVE

G 9

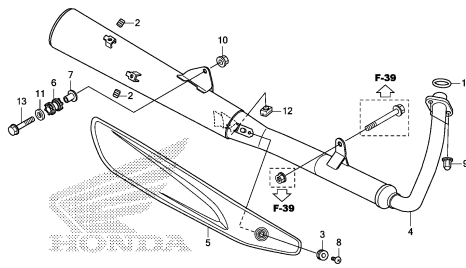


K23BF2620

F-27

EXHAUST MUFFLER

G10

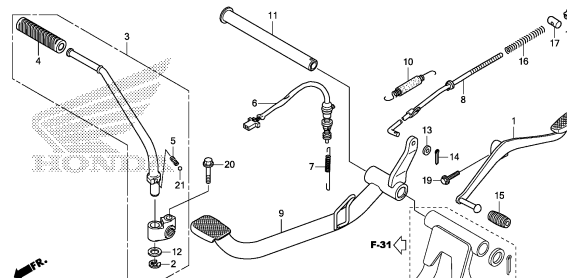


K23BF2700

F-29

PEDAL/KICK STARTER ARM

G11

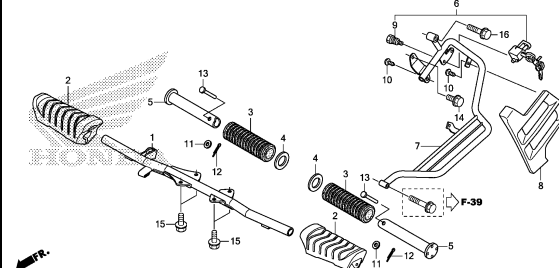


K23BF2900

F-30

STEP

G12

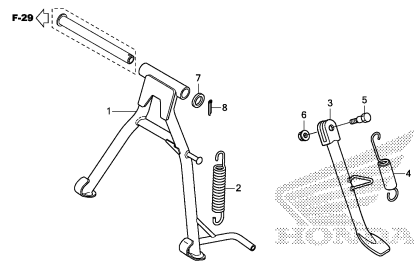


K23BF3000

F-31

STAND

G13

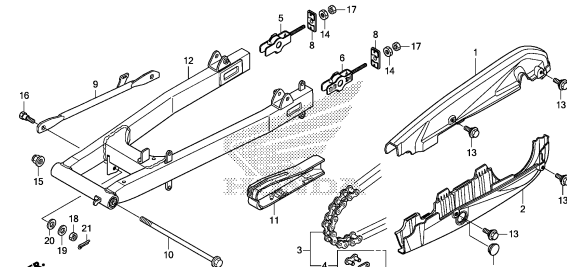


K23BF3100

F-32

SWINGARM

G14

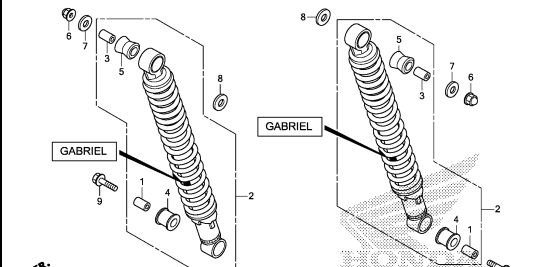


K23BF3200

F-33

REAR CUSHION(GABRIEL)

G16



K23BF3300

3

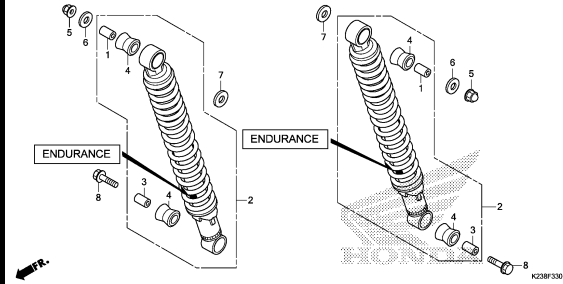
FRAME GROUP

C14

F-33-1

REAR CUSHION(ENDURANCE)

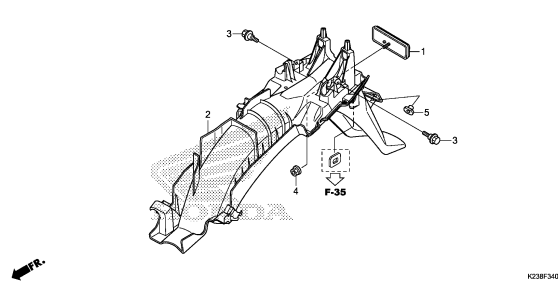
H 1



F-34

REAR FENDER

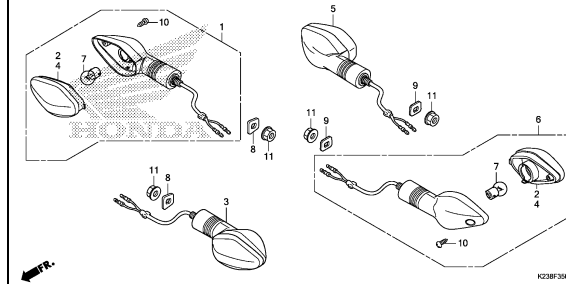
H 2



F-35

WINKER

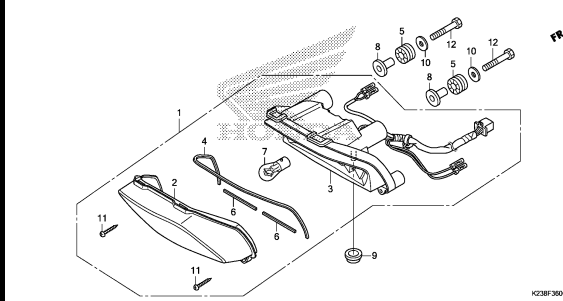
H 3



F-36

TAILLIGHT

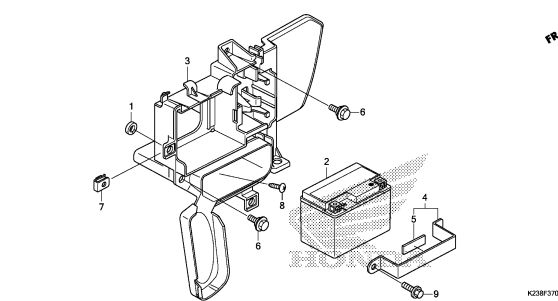
H 4



F-37

BATTERY

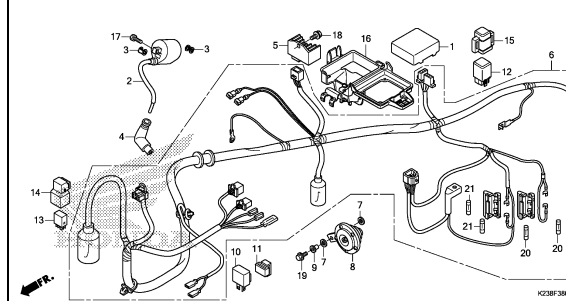
H 5



F-38

WIRE HARNESS

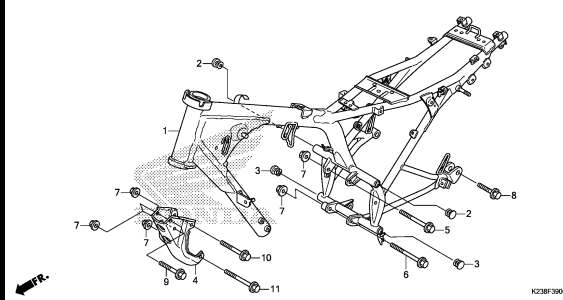
H 6



F-39

FRAME BODY

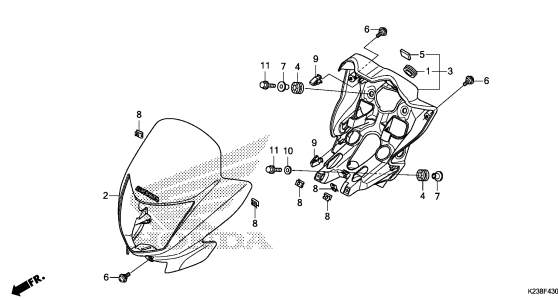
H 7



F-43

FRONT VISOR

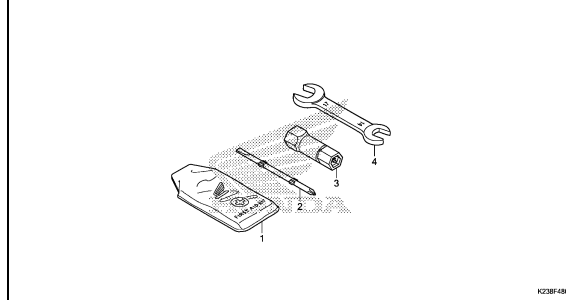
H 8



F-48

TOOLS

H 9



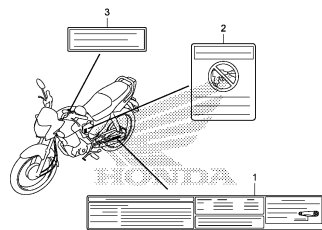
FRAME GROUP

C15

F-49

CAUTION LABEL

H10

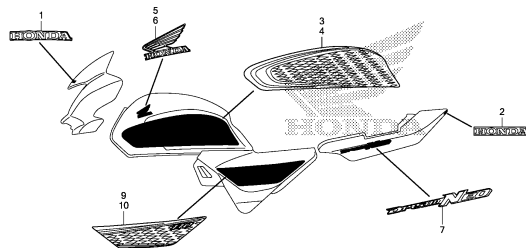


K23BF4900

F-50

MARK/STRIPE

H11



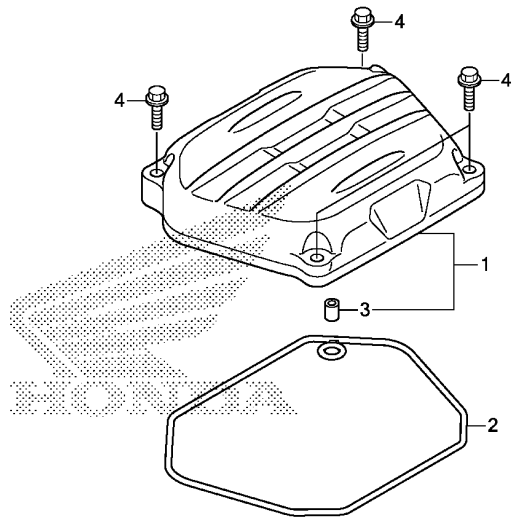
K23BF5000

3

E-1

CYLINDER HEAD COVER

D 1



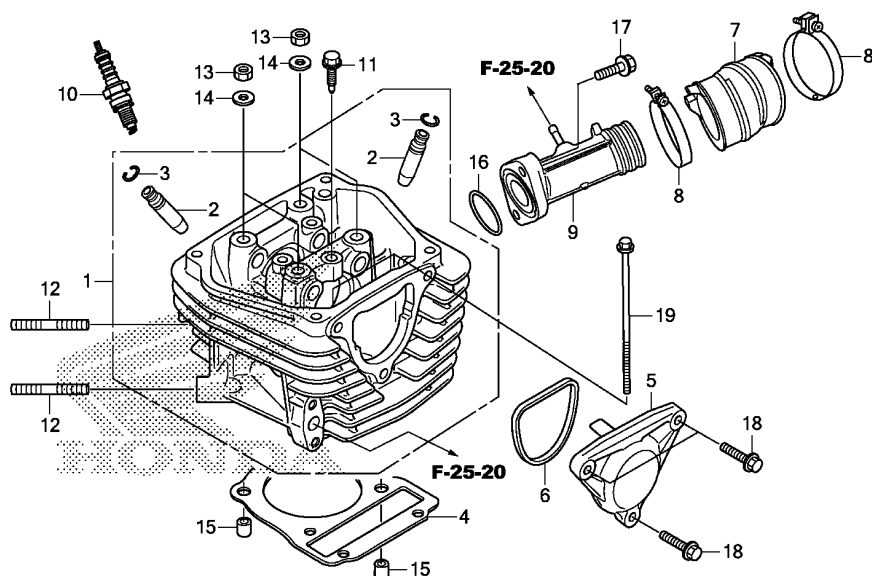
K238E0100

Ref. No.	L.O.N.	(Relative ref. Number) Description	F.R.T.
1	1111C4	COVER, CYLINDER HEAD	0.2
2	1111D2	GASKET, CYLINDER HEAD COVER ..	0.2

Ref. No.	Part No.	Description	Reqd. QTY		Serial No.	Parts catalogue code
			CB110 C E	CM E		
1	12310-K23-900	COVER COMP., CYLINDER HEAD ..	1	1		
2	12391-KYY-900	GASKET, HEAD COVER	1	1		
3	94301-08100	DOWEL PIN, 8X10	1	1		
4	96001-06025-00	BOLT, FLANGE, 6X25	4	4		

2

FR.



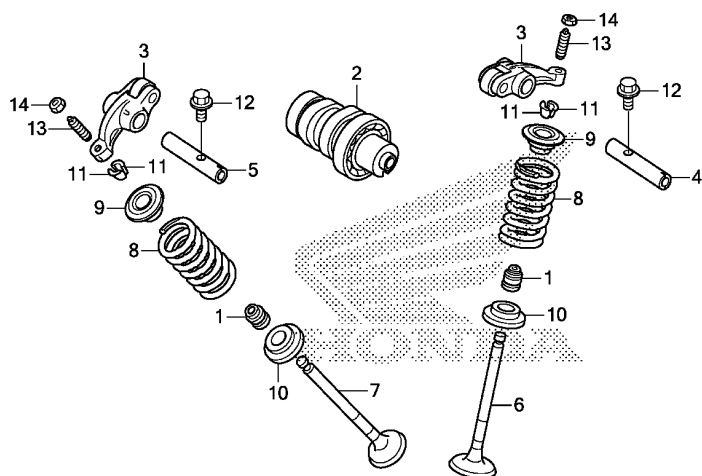
Ref. No.	L.O.N.	(Relative ref. Number) Description	F.R.T.
1	111106	HEAD, CYLINDERINCLUDES: Valve adjust and reface	1.8
2	1111L9	GUIDE, INTAKE VALVE(ONE)INCLUDES: Reaming .INCLUDES: Valve adjust and reface	1.8
	1111M0	GUIDE, EXHAUST VALVE(ONE)INCLUDES: Reaming .INCLUDES: Valve adjust and reface	1.8
	1111M9	GUIDE, VALVE :FOR 1 VEHICLE .. .INCLUDES: Reaming .INCLUDES: Valve adjust and reface	2.1
4	111115	GASKET, CYLINDER HEAD (6)	0.9
5	1111D0	COVER, CYLINDER HEAD SIDE :LEFT	0.1
7	311131	INSULATOR, THROTTLE BODY/ CARBURETOR	0.2
10	614130	PLUG, SPARK	0.1

FR.

K238E0200

Ref. No.	Part No.	Description	Reqd. QTY		Serial No.	Parts catalogue code
			CB110 C E	CM E		
1	12200-K23-900	HEAD COMP., CYLINDER	1	1		
2	12204-KWP-P00	GUIDE, VALVE(O.S.)	2	2		
3	12206-KPL-900	CLIP, VALVE GUIDE	2	2		
4	12251-KZA-W01	GASKET, CYLINDER HEAD	1	1		
5	12341-K14-900	COVER, CYLINDER HEAD L. SIDE	1	1		
6	12395-KYY-900	GASKET, L. CYLINDER HEAD SIDE COVER	1	1		
7	16211-K23-900	INSULATOR, CARBURETOR	1	1		
8	16217-K14-900	BAND, INSULATOR	2	2		
9	17110-K23-900	PIPE COMP A, INLET	1	1		
10	31917-KPH-901	PLUG, SPARK(CPR7EA-9)(NGK) ..	1	1		
11	90014-KYY-900	BOLT, SPECIAL, 6X21	1	1		
12	90040-KWS-900	BOLT, STUD, 8X25	2	2		
13	90201-GCC-000	NUT, HEX., 7MM	4	4		
14	90401-GCC-000	WASHER, 7.2X16X2.5	4	4		
15	90701-KPL-900	DOWEL PIN, SPECIAL, 8X14	2	2		
16	91313-KVR-C00	O-RING, 27X2.0	1	1		
17	95701-06022-00	BOLT, FLANGE, 6X22	2	2		
18	96001-06025-00	BOLT, FLANGE, 6X25	3	3		
19	96001-06100-00	BOLT, FLANGE, 6X100	2	2		





K238E0300

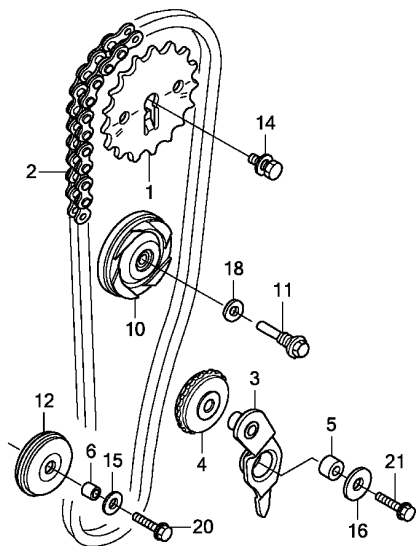
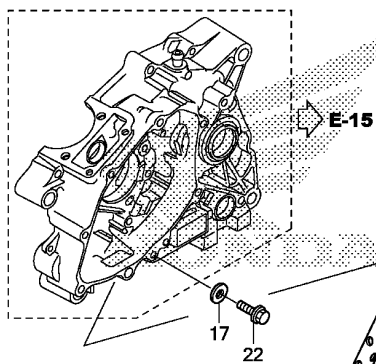
Ref. No.	L.O.N.	(Relative ref. Number) Description	F.R.T.
2	111118	CAMSHAFTINCLUDES: Valve adjustment (4,5)	0.6
3	1111K8	ARM, INTAKE VALVE ROCKER(ONE) .INCLUDES: Valve adjustment	1.1
	1111K9	ARM, EXHAUST VALVE ROCKER(ONE) .INCLUDES: Valve adjustment	1.1
	1111L8	ARM, VALVE ROCKER :FOR 1 VEHICLE	1.1
		.INCLUDES: Valve adjustment	
6	1111N0	VALVE, INTAKE(ONE)	1.4
7	1111N1	VALVE, EXHAUST(ONE)	1.4
	1111P0	VALVE :FOR 1 VEHICLE	1.6
		.INCLUDES: Refacing	
8	1111P2	INTAKE VALVE SPRING AND/OR STEM SEAL(ONE)	1.2
	1111P3	EXHAUST VALVE SPRING AND/OR STEM SEAL(ONE)	1.2
	1111Q2	VALVE SPRING AND/OR STEM SEAL :FOR 1 VEHICLE	1.3

Ref. No.	Part No.	Description	Reqd. QTY		Serial No.	Parts catalogue code
			CB110 C E	CM E		
1	12209-GB4-682	SEAL, VALVE STEM(ARAI)	2	2		
2	14100-K23-900	CAMSHAFT COMP.	1	1		
3	14430-KWP-900	ARM COMP., IN. VALVE ROCKER ..	2	2		
4	14451-KYY-900	SHAFT, IN. ROCKER ARM	1	1		
5	14452-KYY-900	SHAFT, EX. ROCKER ARM	1	1		
6	14711-KWB-600	VALVE, IN.	1	1		
7	14721-KVY-900	VALVE, EX.	1	1		
8	14751-KWB-600	SPRING, VALVE(NIPPON HATSUJO)	2	2		
9	14771-GB4-680	RETAINER, VALVE SPRING	2	2		
10	14775-KWP-900	SEAT, VALVE SPRING	2	2		
11	14781-MA6-000	COTTER, VALVE	4	4		
12	90002-KRM-840	BOLT, FLANGE, 5X14	2	2		
13	90012-KWB-600	SCREW, TAPPET ADJUSTING	2	2		
14	90206-KPL-900	NUT, TAPPET ADJUSTING	2	2		

E-4

CAM CHAIN/TENSIONER

D 4



K238E0400

Ref. No.	L.O.N.	(Relative ref. Number) Description	F.R.T.
1	1111Q4	SPROCKET, CAM	0.4
2	110140	CHAIN, CAM	0.8
3	111151	ARM, CAM CHAIN TENSIONER	0.4
4	111148	ROLLER(S), CAM CHAIN TENSIONER	0.4
7	111136	SPRING, CAM CHAIN TENSIONER ..	0.1
8		(9)	
	1111Q3	ROD, CAM CHAIN TENSIONER PUSH	0.2
10	1111G4	ROLLER, CAM CHAIN GUIDE	0.4
12	1111J0	SPROCKET, CAM CHAIN GUIDE	0.4

FR.

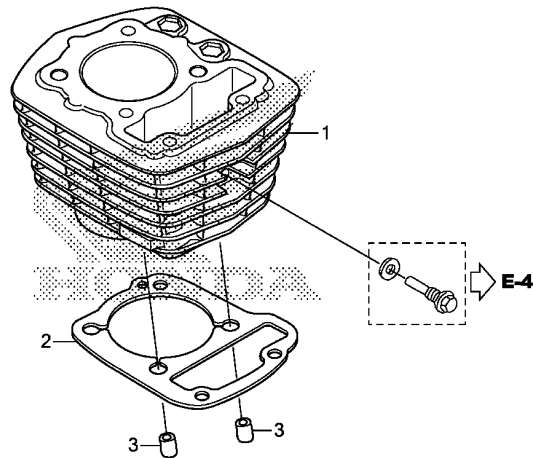
Ref. No.	Part No.	Description	Reqd. QTY		Serial No.	Parts catalogue code
			CB110 C E	CM E		
1	14321-KYY-900	SPROCKET, CAM(32T)	1	1		
2	14401-KWS-901	CHAIN, CAM(88LE-SH)	1	1		
3	14500-KWS-900	ARM COMP., CAM CHAIN TENSIONER	1	1		
4	14502-086-000	ROLLER, CAM CHAIN TENSIONER ..	1	1		
5	14531-KWS-900	COLLAR, CAM CHAIN TENSIONER ..	1	1		
6	14532-KWS-900	COLLAR, CAM CHAIN ROLLER	1	1		
7	14541-GB4-681	SPRING, CAM CHAIN TENSIONER ..	1	1		
8	14550-KWS-900	ROD COMP., TENSIONER PUSH	1	1		
9	14566-086-030	HEAD, CAM CHAIN TENSIONER PUSH ROD	1	1		
10	14610-KWB-600	ROLLER COMP., CAM CHAIN GUIDE ..	1	1		
11	14615-KFL-850	PIN, GUIDE ROLLER	1	1		
12	14670-KWS-900	ROLLER COMP., CAM CHAIN GUIDE ..	1	1		
13	90081-035-000	BOLT, SEALING, 14MM	1	1		
14	90082-KYY-900	BOLT, WASHER, 8X22	1	1		
15	90401-ZAO-000	WASHER, PLAIN, 6.5X15	1	1		
16	90404-KWB-600	WASHER, 8.5X26X2.3	1	1		
17	90463-ML7-000	WASHER, SEALING, 6.5MM	1	1		
18	90475-KWB-600	WASHER, 8MM	1	1		
19	90544-KFO-000	WASHER, SEALING, 14MM	1	1		
20	95701-06025-00	BOLT, FLANGE, 6X25	1	1		
21	95701-08025-00	BOLT, FLANGE, 8X25	1	1		
22	96001-06014-00	BOLT, FLANGE, 6X14	1	1		

2

E-5

CYLINDER

D 5



K238E0500

Ref. No.	L.O.N.	(Relative ref. Number) Description	F.R.T.
1	1111A5	CYLINDER	1.2
2	111102	GASKET, CYLINDER	1.1

Ref. No.	Part No.	Description	Reqd. QTY		Serial No.	Parts catalogue code
			CB110 C E	CM E		
1	12100-K14-900	CYLINDER COMP.	1	1		
2	12191-KWS-900	GASKET, CYLINDER	1	1		
3	90701-KPL-900	DOWEL PIN, SPECIAL, 8X14	2	2		

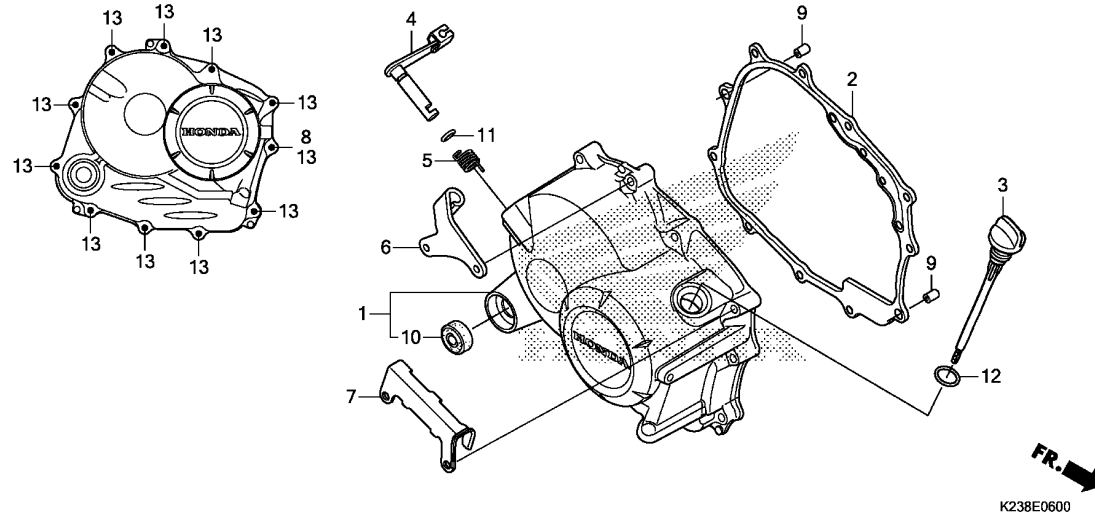
2

FR.

E-6

RIGHT CRANKCASE COVER

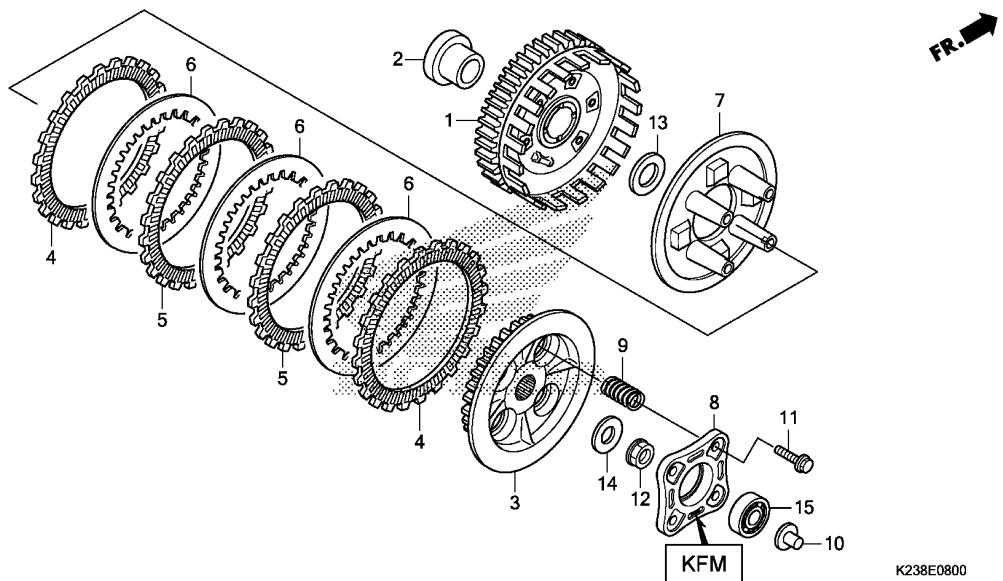
D 6



Ref. No.	L.O.N.	(Relative ref. Number) Description	F.R.T.
1	110159	COVER, CRANKCASE :RIGHT	0.4
2	110158	GASKET, CRANKCASE COVER :RIGHT (5)	0.3
4	2121A7	LEVER, CLUTCH	0.4
10	112105	OIL SEAL, KICK STARTER SPINDLE	0.3

Ref. No.	Part No.	Description	Reqd. QTY		Serial No.	Parts catalogue code
			CB110 C E	CM E		
1	11330-K14-900	COVER COMP., R. CRANKCASE	1	1		
2	11394-KWS-901	GASKET, R. CRANKCASE COVER	1	1		
3	15651-KWS-900	GAUGE, OIL LEVEL	1	1		
4	22810-K23-900	LEVER COMP., CLUTCH	1	1		
5	22815-166-000	SPRING, CLUTCH LEVER	1	1		
6	22821-KYY-900	RECEIVER, CLUTCH CABLE	1	1		
7	31250-K14-910	CLAMPER, STARTER CABLE	-	1		
8	90463-ML7-000	WASHER, SEALING, 6.5MM	1	1		
9	90702-KRM-840	DOWEL PIN, 8X14	2	2		
10	91204-KSP-911	OIL SEAL, 16X28X7	1	1		
11	91305-GFP-900	O-RING, 8.8X1.9	1	1		
12	91307-KRM-840	O-RING, 18X3	1	1		
13	96001-06035-00	BOLT, FLANGE, 6X35	11	11		

2



Ref. No.	L.O.N.	(Relative ref. Number) Description	F.R.T.
1	2121A0	OUTER, CLUTCH	0.7
3	212112	CENTER, CLUTCH	0.7
4	2121A1	(5,6) DISC, CLUTCH FRICTION	0.7
		.NOTE: Same time for two units or more	
7	2121A3	PLATE, CLUTCH PRESSURE	0.7
8	2121A4	PLATE, CLUTCH LIFTER	0.4
9	212107	SPRING, CLUTCH	0.4
		.NOTE: Same time for two units or more	
10	2121B6	ROD, CLUTCH LIFTER	0.3
15	2121B4	BEARING, CLUTCH LIFTER	0.4

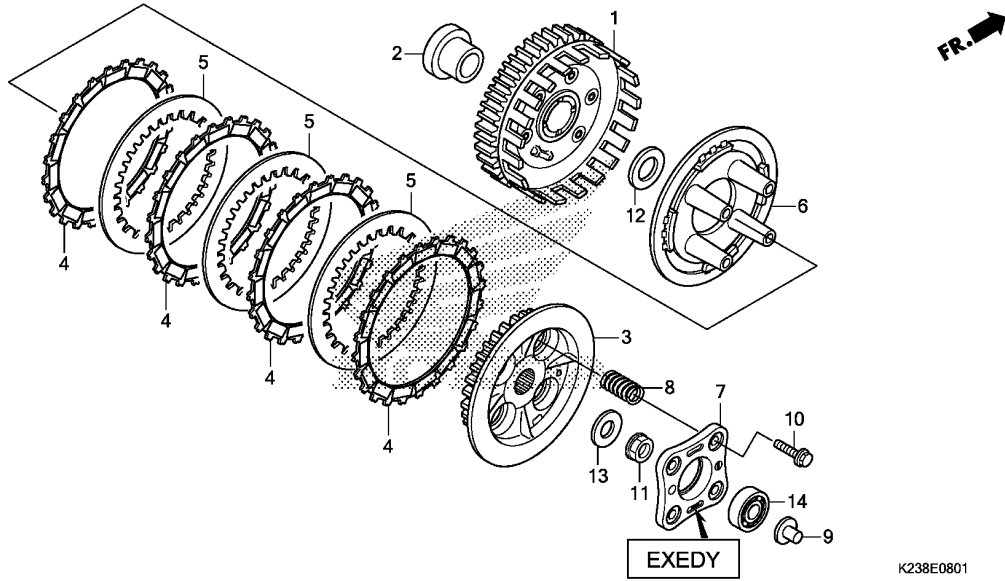
K238E0800

Ref. No.	Part No.	Description	Reqd. QTY		Serial No.	Parts catalogue code
			CB110 C E	CM E		
1	22100-K23-911	OUTER COMP., CLUTCH(F.C.C.)	1	1		
2	22115-KWS-900	GUIDE, CLUTCH OUTER	1	1		
3	22120-KWS-901	CENTER, CLUTCH	1	1		
4	22201-KWS-901	DISK, CLUTCH FRICTION	2	2		
5	22204-KWS-901	DISK B, CLUTCH FRICTION	2	2		
6	22321-KWB-601	PLATE, CLUTCH	3	3		
7	22355-KWS-901	PLATE, CLUTCH PRESSURE	1	1		
8	22361-KFM-900	PLATE, CLUTCH LIFTER	1	1		
9	22401-KWS-901	SPRING, CLUTCH	4	4		
10	22847-KCC-900	ROD, CLUTCH LIFTER	1	1		
11	90050-KFL-850	BOLT, SPECIAL FLANGE, 6X25 ..	4	4		
12	90202-KRM-840	NUT, SPECIAL FLANGE, 14MM ..	1	1		
13	90403-KPH-900	WASHER, THRUST, 17MM	1	1		
14	90432-KPT-A00	WASHER, 14.2X26X3	1	1		
15	96100-62000-00	BEARING, RADIAL BALL, 6200 ..	1	1		

E-8-1

CLUTCH(EXEDY)

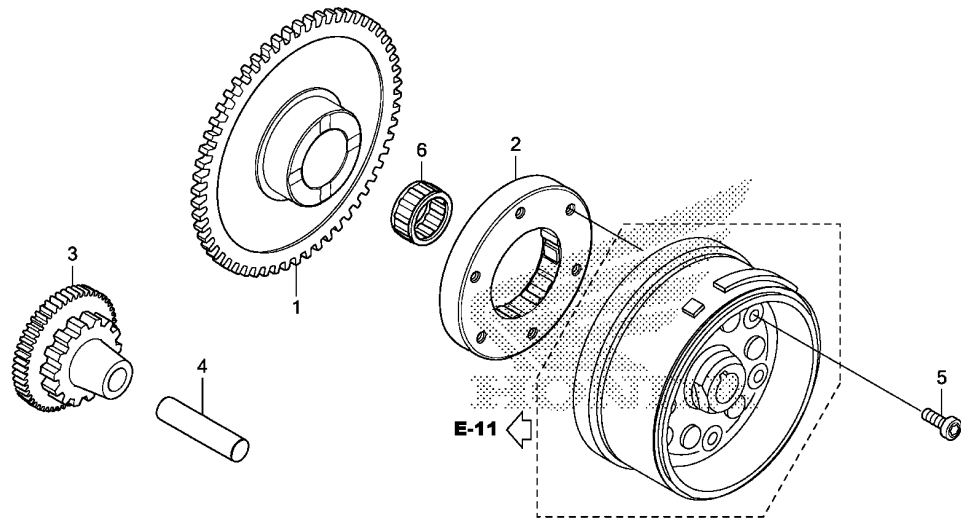
D 8



Ref. No.	L.O.N.	(Relative ref. Number) Description	F.R.T.
1	2121A0	OUTER, CLUTCH	0.7
3	212112	CENTER, CLUTCH	0.7
4	2121A1	DISC, CLUTCH FRICTION	0.7
.NOTE: Same time for two units or more			
6	2121A3	PLATE, CLUTCH PRESSURE	0.7
7	2121A4	PLATE, CLUTCH LIFTER	0.4
8	212107	SPRING, CLUTCH	0.4
.NOTE: Same time for two units or more			
9	2121B6	ROD, CLUTCH LIFTER	0.3
14	2121B4	BEARING, CLUTCH LIFTER	0.4

Ref. No.	Part No.	Description	Reqd. QTY		Serial No.	Parts catalogue code
			CB110 C E	CM E		
1	22100-K23-902	OUTER COMP., CLUTCH(EXEDY) ..	1	1		
2	22115-KWS-900	GUIDE, CLUTCH OUTER	1	1		
3	22120-K23-902	CENTER, CLUTCH(EXEDY)	1	1		
4	22201-KWW-742	DISK, CLUTCH FRICTION(EXEDY) ..	4	4		
5	22321-K23-902	PLATE, CLUTCH(EXEDY)	3	3		
6	22355-K23-902	PLATE, CLUTCH PRESSURE(EXEDY) ..	1	1		
7	22361-K23-902	PLATE, CLUTCH LIFTER(EXEDY) ..	1	1		
8	22401-K23-902	SPRING, CLUTCH(EXEDY)	4	4		
9	22847-KCC-900	ROD, CLUTCH LIFTER	1	1		
10	90050-KFL-850	BOLT, SPECIAL FLANGE, 6X25 ..	4	4		
11	90202-KRM-840	NUT, SPECIAL FLANGE, 14MM ...	1	1		
12	90403-KPH-900	WASHER, THRUST, 17MM	1	1		
13	90432-KPT-A00	WASHER, 14.2X26X3	1	1		
14	96100-62000-00	BEARING, RADIAL BALL, 6200 ..	1	1		

2



Ref. No.	L.O.N.	(Relative ref. Number) Description	F.R.T.
1		(6)	
1	612120	GEAR, STARTER DRIVEN	0.4
2	612131	OUTER, STARTING CLUTCH	0.5
3	612125	GEAR, STARTER REDUCTION	0.3

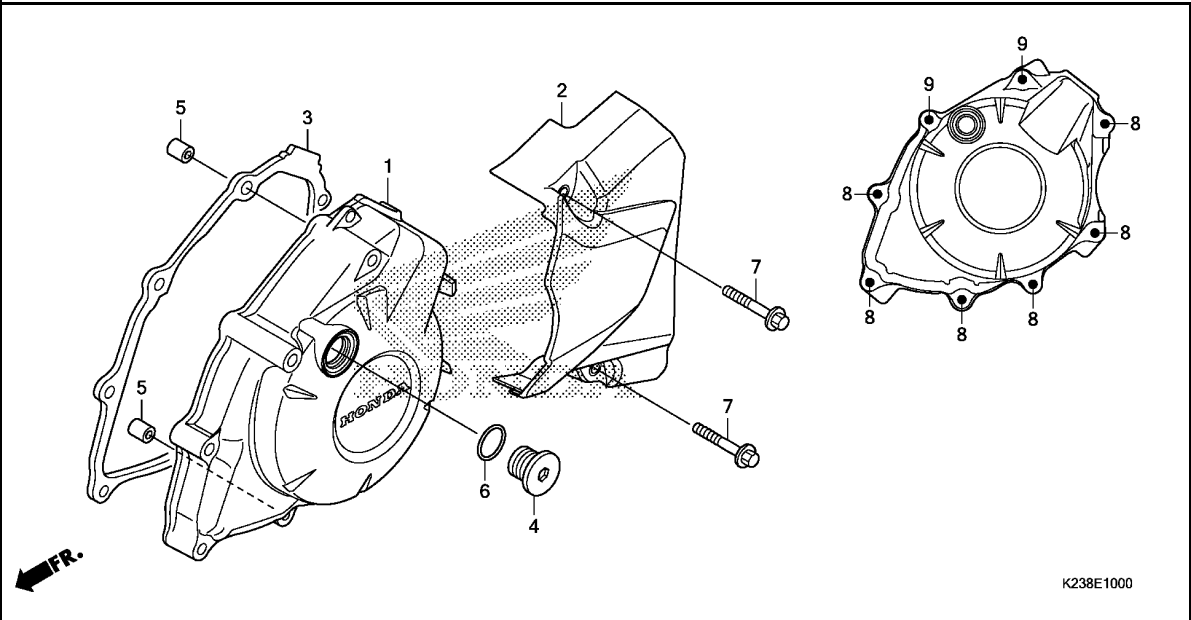
K238E0900

Ref. No.	Part No.	Description	Reqd. QTY		Serial No.	Parts catalogue code
			CB110 C E	CM E		
1	28111-KZA-W00	GEAR, STARTER DRIVEN(55T) ...	-	1		
2	28120-KPH-701	CLUTCH ASSY., ONE WAY(EXEDY)	-	1		
3	28131-KWS-910	GEAR, STARTER REDUCTION (55T/14T)	-	1		
4	28132-KWS-900	SHAFT, REDUCTION GEAR	-	1		
5	90085-KSP-901	BOLT, SOCKET, 6MM	-	6		
6	91011-KWS-901	BEARING, NEEDLE, 21X27X18 ...	-	1		

E-10

LEFT CRANKCASE COVER

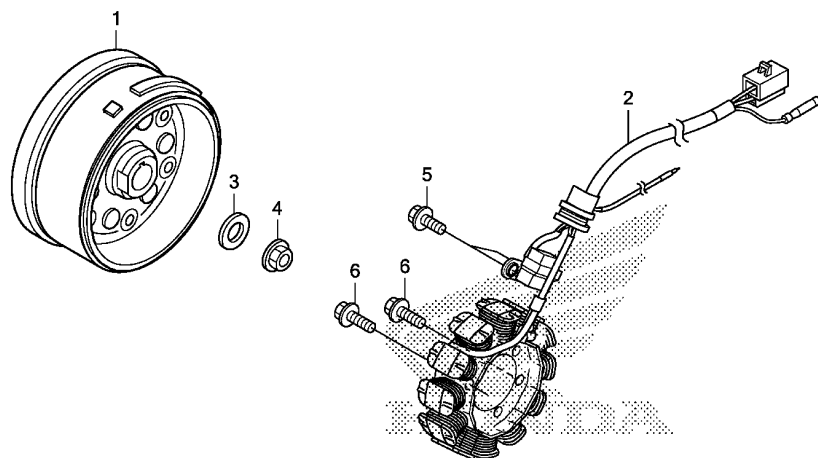
D10



Ref. No.	L.O.N.	(Relative ref. Number) Description	F.R.T.
1	1101A6	COVER, CRANKCASE :LEFT	0.3
2	1101B0	COVER, CRANKCASE :LEFT REAR ..	0.1
3	1101A3	GASKET, CRANKCASE COVER :LEFT	0.2

Ref. No.	Part No.	Description	Reqd. QTY		Serial No.	Parts catalogue code
			CB110 C E	CM E		
1	11341-K14-900	COVER, L. CRANKCASE	1	1		
2	11360-K23-900	COVER COMP., L. RR.	1	1		
3	11395-KWS-900	GASKET, L. CRANKCASE COVER ..	1	1		
4	90084-MN8-010	CAP, 14MM	1	1		
5	90702-KRM-840	DOWEL PIN, 8X14	2	2		
6	91303-KRM-840	O-RING, 13.8X2.5	1	1		
7	96001-06030-00	BOLT, FLANGE, 6X30	2	2		
8	96001-06035-00	BOLT, FLANGE, 6X35	6	6		
9	96001-06060-00	BOLT, FLANGE, 6X60	2	2		

2



FR.

K238E1100

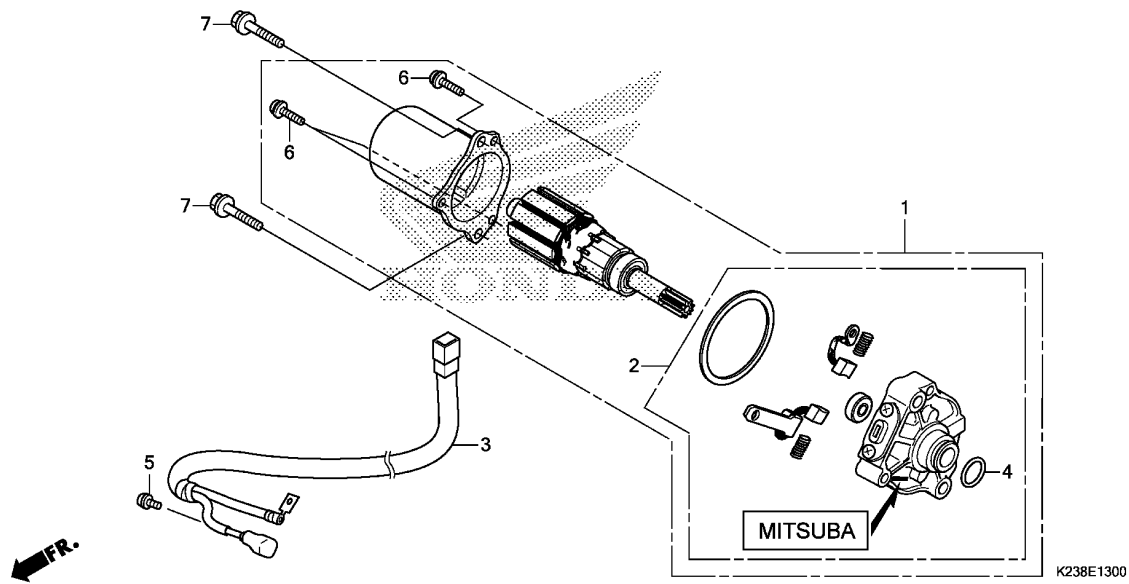
Ref. No.	L.O.N.	(Relative ref. Number) Description	F.R.T.
1	613105	ROTOR OR FLYWHEEL	0.4
	613105A	.With starting motor type add	0.1
2	6131A3	STATOR	0.5

Ref. No.	Part No.	Description	Reqd. QTY		Serial No.	Parts catalogue code
			CB110 C E	CM E		
1	31110-KZA-W01	FLYWHEEL COMP.(MITSUBA)	1	-		
	31110-KZA-W21	-	1		
2	31120-K14-901	STATOR COMP.	1	1		
3	90439-SB2-010	WASHER, SPECIAL, 24X12X2.3 ..	1	1		
4	94050-12000	NUT, FLANGE, 12MM	1	1		
5	96001-06016-00	BOLT, FLANGE, 6X16	2	2		
6	96001-06022-00	BOLT, FLANGE, 6X22	2	2		

E-13

STARTER MOTOR(MITSUBA)

D12



Ref. No.	L.O.N.	(Relative ref. Number) Description	F.R.T.
1		(4)	
612105		MOTOR, STARTING	0.4
6121A4		TERMINAL, BRUSH(STARTER)	0.6
6111A5		SUB HARNESS, STARTER	0.3

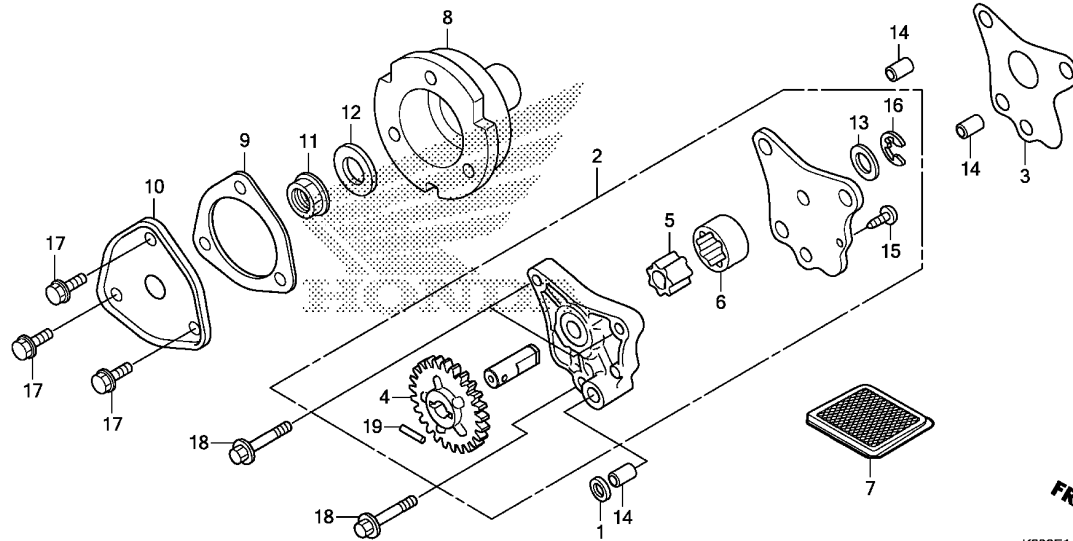
Ref. No.	Part No.	Description	Reqd. QTY		Serial No.	Parts catalogue code
			CB110 C E	CM E		
1	31210-KWS-911	MOTOR UNIT, STARTER	-	1		
2	31214-KWS-901	BRACKET COMP., FR.	-	1		
3	32105-K23-911	SUB CORD, STARTER MOTOR	-	1		
4	91309-KEE-630	O-RING	-	1		
5	93892-04006-08	SCREW-WASHER, 4X6	-	1		
6	93892-05016-08	SCREW-WASHER, 5X16	-	3		
7	96001-06032-00	BOLT, FLANGE, 6X32	-	2		

2

E-14

OIL PUMP

D13



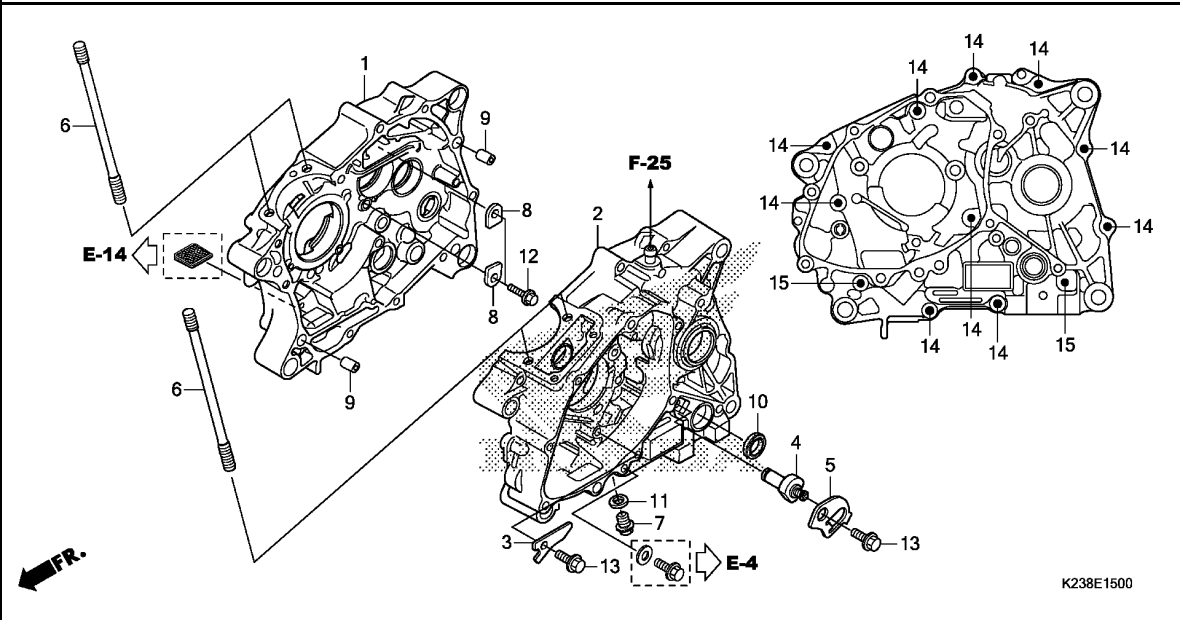
Ref. No.	L.O.N.	(Relative ref. Number) Description	F.R.T.
2		(3)	
113105		PUMP ASSY., OIL	0.4
5		(6)	
1131C7		ROTOR, OIL PUMP	0.5
7		SCREEN, OIL FILTER	0.3
8		ROTOR, OIL FILTER	0.5
10		(9)	
1101L1		CAP, OIL FILTER ROTOR	0.4

Ref. No.	Part No.	Description	Reqd. QTY		Serial No.	Parts catalogue code
			CB110 C E	CM E		
1	12396-KRM-840	GASKET B, HEAD COVER	1	1		
2	15100-K23-900	OIL PUMP ASSY.	1	1		
3	15119-KWS-901	GASKET, OIL PUMP	1	1		
4	15133-KWS-900	GEAR, OIL PUMP DRIVEN(25T) ..	1	1		
5	15331-324-000	ROTOR, OIL PUMP INNER	1	1		
6	15332-324-000	ROTOR, OIL PUMP OUTER	1	1		
7	15421-KSP-910	SCREEN, OIL FILTER	1	1		
8	15431-KWS-900	ROTOR, OIL FILTER	1	1		
9	15439-KWS-901	GASKET, OIL FILTER COVER	1	1		
10	15441-KWS-900	COVER, OIL FILTER	1	1		
11	90202-KRM-840	NUT, SPECIAL FLANGE, 14MM ...	1	1		
12	90432-KPT-A00	WASHER, 14.2X26X3	1	1		
13	90455-KWS-900	WASHER, 9.2MM	1	1		
14	90702-KRM-840	DOWEL PIN, 8X14	3	3		
15	93901-34120	SCREW, TAPPING, 4X8	1	1		
16	94540-06018	E-RING, 6MM	1	1		
17	95701-06014-00	BOLT, FLANGE, 6X14	3	3		
18	96001-06030-00	BOLT, FLANGE, 6X30	3	3		
19	96220-30158	ROLLER, 3X15.8	1	1		

E-15

CRANKCASE

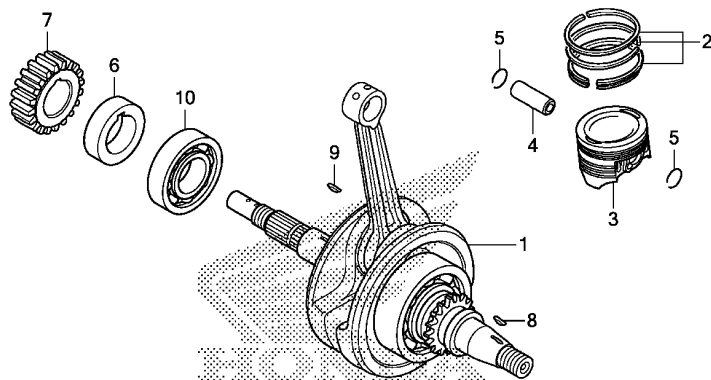
D14



Ref. No.	L.O.N.	(Relative ref. Number) Description	F.R.T.
1	110120	CRANKCASE :RIGHTINCLUDES: Engine removal and installation	4.2
2	110115	CRANKCASE :LEFTINCLUDES: Engine removal and installation	3.9
	1101A2	CRANKCASE :BOTHINCLUDES: Engine removal and installation	4.8
4	6151B8	SWITCH, NEUTRAL	0.3
10	1101F9	OIL SEAL, GEARSHIFT SPINDLE ..	0.8

Ref. No.	Part No.	Description	Reqd. QTY		Serial No.	Parts catalogue code
			CB110 C E	CM E		
1	11100-K14-900	CRANKCASE COMP., R.	1	1		
2	11200-K14-900	CRANKCASE COMP., L.	1	-		
	11200-K14-910	-	1		
3	11218-KWS-900	PLATE, OIL STOPPER	1	1		
4	35750-KWS-901	CONTACT, NEUTRAL SWITCH	1	1		
5	35755-KWS-901	PLATE, CONTACT FIXING	1	1		
6	90031-KZA-W00	BOLT, CYLINDER STUD	4	4		
7	90131-KRM-840	BOLT, DRAIN PLUG, 12MM	1	1		
8	90441-KRM-840	PLATE, BEARING HOLDER	2	2		
9	90703-KWS-900	DOWEL PIN, 10X14	2	2		
10	91203-KSP-911	OIL SEAL, 14X22X5	1	1		
11	94109-12000	WASHER, DRAIN PLUG, 12MM	1	1		
12	95701-06016-00	BOLT, FLANGE, 6X16	2	2		
13	96001-06014-00	BOLT, FLANGE, 6X14	2	2		
14	96001-06040-00	BOLT, FLANGE, 6X40	10	10		
15	96001-06060-00	BOLT, FLANGE, 6X60	2	2		

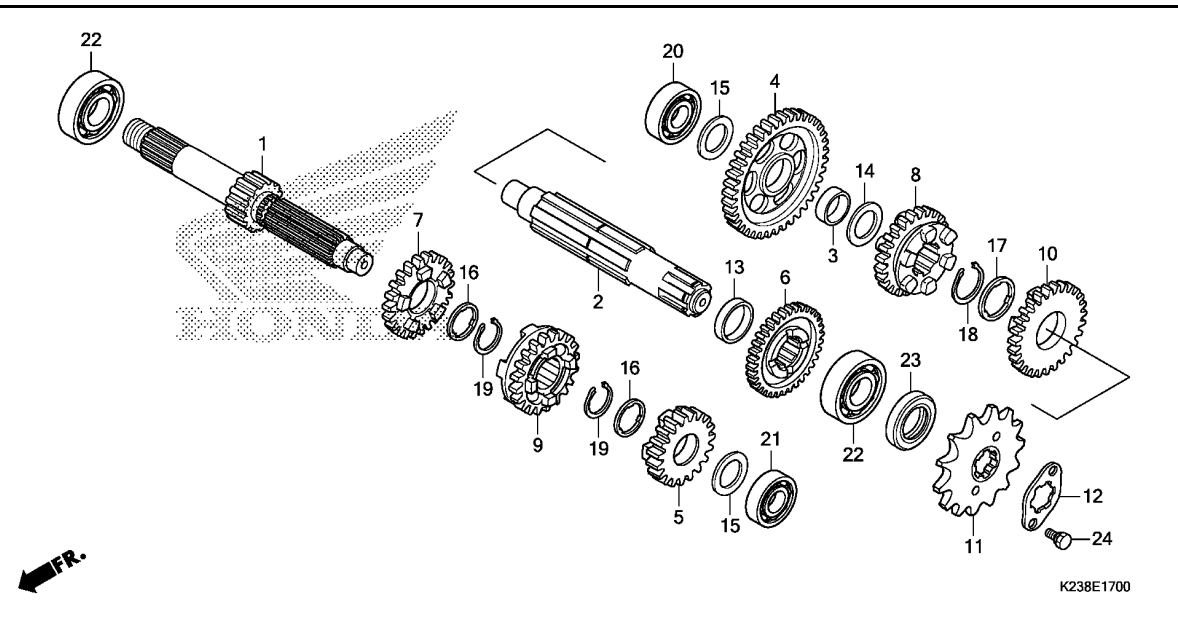
2



K238E1600

Ref. No.	L.O.N.	(Relative ref. Number) Description	F.R.T.
1	1101B5	CRANKSHAFTINCLUDES: Engine removal and installation (2,4,5)	3.4
3	111103	PISTON RING AND/OR PISTON(ONE)	1.3
10	1101B7	BEARING, CRANKSHAFT :RIGHTINCLUDES: Engine removal and installation	3.4

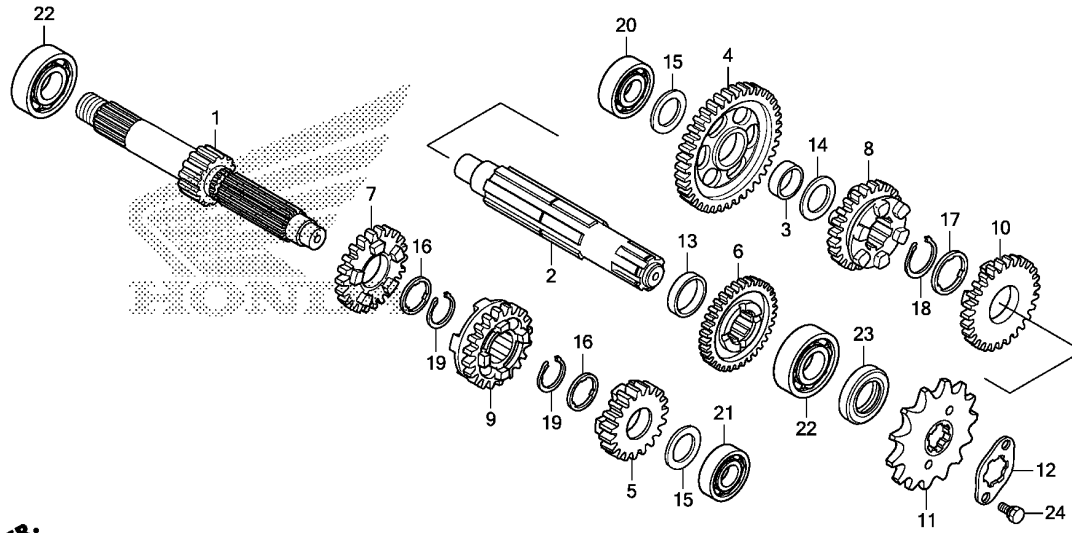
Ref. No.	Part No.	Description	Reqd. QTY		Serial No.	Parts catalogue code
			CB110 C E	CM E		
1	13000-K23-900	CRANKSHAFT COMP.	1	1		
	13000-KWS-900	1	1		
2	13011-KZA-W00	RING SET, PISTON(STD.) (RIKEN)	1	1		
	13012-KZA-W00	RING SET, PISTON(0.25) (RIKEN)	(1)	(1)		
	13013-KZA-W00	RING SET, PISTON(0.50) (RIKEN)	(1)	(1)		
3	13101-K23-900	PISTON	1	1		
	13102-K23-900	PISTON(0.25)	(1)	(1)		
	13103-K23-900	PISTON(0.50)	(1)	(1)		
4	13111-KWS-900	PIN, PISTON	1	1		
5	13115-K23-900	CLIP, PISTON PIN, 12MM	2	2		
6	13412-KWS-900	COLLAR, PRIMARY DRIVE GEAR ..	1	1		
7	23121-KWS-900	GEAR, PRIMARY DRIVE(18T)	1	1		
8	90741-KFB-000	KEY, WOODRUFF, 4MM	1	1		
9	90741-KGH-900	KEY, WOODRUFF, 4MM	1	1		
10	91001-K23-901	BEARING, RADIAL BALL, 63/22 (SKF)	1	1		
	91001-KWS-901	BEARING, RADIAL BALL, 63/22 (NSK)	1	1		



Ref. No.	L.O.N.	(Relative ref. Number) Description	F.R.T.
1		(5,7,9) MAINSHAFT, TRANSMISSION	3.5
		.INCLUDES: Engine removal and installation	
2		210141A .Replace countershaft add	0.2
		(4,6,8,10) COUNTERSHAFT, TRANSMISSION ...	3.5
		.INCLUDES: Engine removal and installation	
		210142A .Replace mainshaft add	0.2
11		213135 SPROCKET, DRIVE	0.2
20		2101C8 BEARING, COUNTERSHAFT :RIGHT -	3.5
		.INCLUDES: Engine removal and installation	
21		2101C2 BEARING, MAINSHAFT :LEFT	3.5
		.INCLUDES: Engine removal and installation	
22		2101C5 BEARING, MAINSHAFT :RIGHT	3.5
		.INCLUDES: Engine removal and installation	
		2101C6 BEARING, MAINSHAFT :BOTH	3.7
		.INCLUDES: Engine removal and installation	
+		2101C7 BEARING, COUNTERSHAFT :LEFT ..	3.5

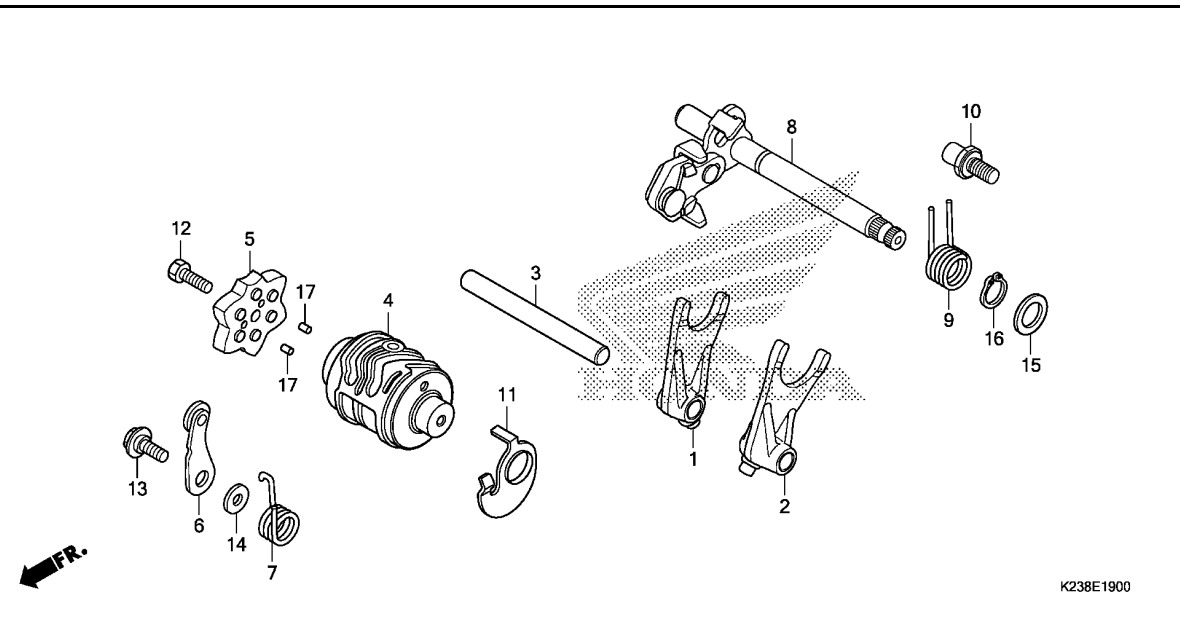
Ref. No.	Part No.	Description	Reqd. QTY		Serial No.	Parts catalogue code
			CB110 C E	CM E		
1	23211-K23-900	MAINSHAFT(11T)	1	1		
2	23221-KWS-900	COUNTERSHAFT	1	1		
3	23415-KPH-900	BUSH, 15MM	1	1		
4	23421-K23-900	GEAR, COUNTERSHAFT FIRST(35T) -	1	1		
5	23431-K14-900	GEAR, MAINSHAFT SECOND(17T) -	1	1		
6	23441-K14-900	GEAR, COUNTERSHAFT SECOND(30T)	1	1		
7	23451-K14-900	GEAR, MAINSHAFT THIRD(21T) ..	1	1		
8	23461-K14-901	GEAR, COUNTERSHAFT THIRD(25T)	1	1		
9	23471-K14-900	GEAR, MAINSHAFT FOURTH(24T) -	1	1		
10	23481-KZA-W00	GEAR, COUNTERSHAFT FOURTH(22T)	1	1		
11	23801-KWB-600	SPROCKET, DRIVE(14T)	1	1		
12	23802-GN5-910	PLATE, FIXING	1	1		
13	23911-KZA-W00	COLLAR, 20MM	1	1		
14	90412-187-000	WASHER, THRUST, 15MM	1	1		
15	90412-KPH-900	WASHER, SPECIAL, 12X23	2	2		
16	90461-035-000	WASHER, SPLINE, 17MM	2	2		
17	90461-459-010	WASHER, SPLINE, 20MM	1	1		
18	90601-459-000	CIRCLIP, 20MM	1	1		
19	90601-KRM-840	CIRCLIP, 17MM	2	2		
20	91004-KWS-901	BEARING, RADIAL BALL, 6201 ..	1	1		
21	91005-KWS-901	BEARING, RADIAL BALL, 6001 ..	1	1		
22	91006-KWS-902	BEARING, RADIAL BALL, 6203 ..	2	2		
23	91204-KWB-601	OIL SEAL, 17X29X5	1	1		
24	93101-06010-0A	BOLT, HEX., 6X10	2	2		





K238E1700

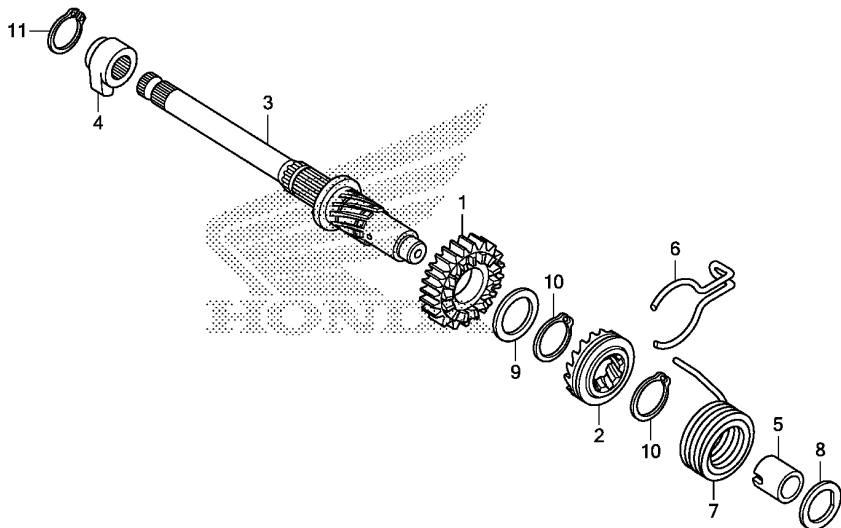
Ref. No.	L.O.N.	(Relative ref. Number) Description	F.R.T.
+22		.INCLUDES: Engine removal and installation	
2101C9		BEARING, COUNTERSHAFT :BOTH ..	3.7
		.INCLUDES: Engine removal and installation	
2101D4		BEARING, MAINSHAFT AND COUNTERSHAFT :ALL	3.9
		.INCLUDES: Engine removal and installation	



Ref. No.	L.O.N.	(Relative ref. Number) Description	F.R.T.
1	(2)		
210112		FORK, GEARSHIFTINCLUDES: Engine removal and installation .NOTE: Same time for two units	3.3
4	2101A9	DRUM, GEARSHIFTINCLUDES: Engine removal and installation	3.3
5	2101D6	PLATE, GEARSHIFT DRUM STOPPER (7)	0.8
6	210125	STOPPER OR SPRING, SHIFT DRUM (9)	0.8
8	210122	SPINDLE, GEARSHIFT	0.7

Ref. No.	Part No.	Description	Reqd. QTY		Serial No.	Parts catalogue code
			CB110 C E	CM E		
1	24211-KWS-900	FORK, R. GEARSHIFT	1	1		
2	24212-KWS-900	FORK, L. GEARSHIFT	1	1		
3	24241-KPH-900	SHAFT, GEARSHIFT FORK	1	1		
4	24301-KZA-W00	DRUM, GEARSHIFT	1	1		
5	24410-KSP-860	PLATE COMP., GEARSHIFT DRUM STOPPER	1	1		
6	24430-KRM-B10	STOPPER COMP., GEARSHIFT DRUM	1	1		
7	24436-KRM-840	SPRING, SHIFT DRUM STOPPER ..	1	1		
8	24610-KWS-900	SPINDLE COMP., GEARSHIFT	1	1		
9	24651-KSP-910	SPRING, GEARSHIFT RETURN	1	1		
10	24652-KRM-840	PIN, SHIFT RETURN SPRING	1	1		
11	35753-KWS-900	ROTOR, NEUTRAL SWITCH	1	1		
12	90003-KVS-900	BOLT, HEX., 6X20	1	1		
13	90022-KRM-840	PIVOT, SHIFT DRUM STOPPER ARM	1	1		
14	90417-360-000	WASHER, DRUM STOPPER	1	1		
15	90457-KRM-840	WASHER, 14MM	1	1		
16	94510-14000	CIRCLIP, EXTERNAL, 14MM	1	1		
17	96220-30085	ROLLER, 3X8.5	2	2		

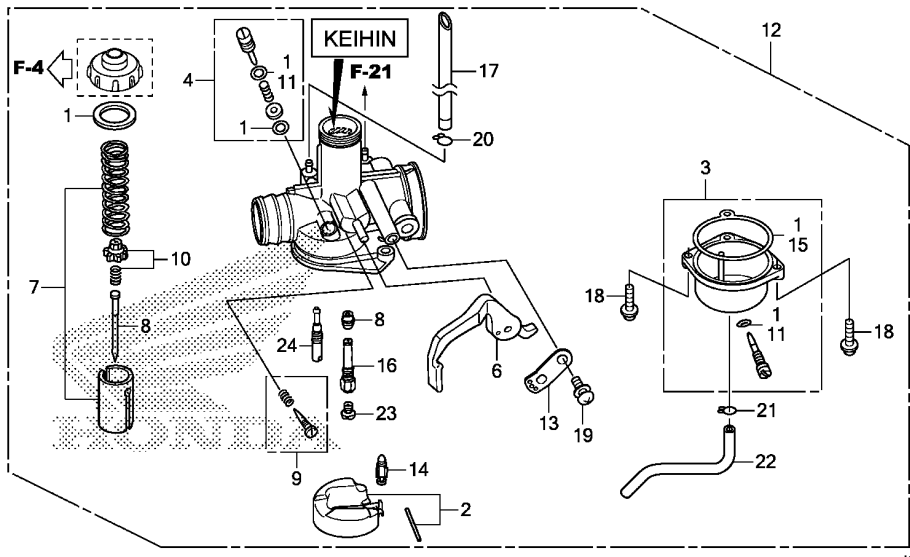




K238E2000

Ref. No.	L.O.N.	(Relative ref. Number) Description	F.R.T.
1		(2)	
1	1121A0	PINION, KICK STARTERINCLUDES: Engine removal and installation	3.3
3	1121A2	SPINDLE, KICK STARTERINCLUDES: Engine removal and installation	3.3
7	112103	SPRING, KICK STARTER RETURN .. .INCLUDES: Engine removal and installation	3.3

Ref. No.	Part No.	Description	Reqd. QTY		Serial No.	Parts catalogue code
			CB110 C E	CM E		
1	28211-K23-900	PINION, KICK STARTER(22T) ...	1	1		
2	28221-KWS-900	RATCHET, STARTER DRIVE	1	1		
3	28251-KWS-900	SPINDLE, KICK STARTER	1	1		
4	28262-KWS-900	RETAINER, KICK SPINDLE	1	1		
5	28265-KWB-600	COLLAR, KICK SPRING	1	1		
6	28271-KWB-600	SPRING, FRICTION STARTER GEAR	1	1		
7	28281-KWB-600	SPRING, KICK RETURN	1	1		
8	90451-KGH-900	WASHER, SPECIAL, 14MM	1	1		
9	90454-KPH-900	WASHER, 25X20.2X1	1	1		
10	90605-200-000	SET RING, 20MM	2	2		
11	94510-18000	CIRCLIP, EXTERNAL, 18MM	1	1		



Ref. No.	L.O.N.	(Relative ref. Number) Description	F.R.T.
2		(14)	
3	311120	FLOAT OR FLOAT VALVE	0.4
7	3111A6	CHAMBER, FLOAT	0.3
8	3111A8	VALVE, THROTTLE	0.1
12	3111A3	NEEDLE, JET	0.5
23	3111B5	CARBURETOR ASSEMBLY	0.3
		(16,24)	
	3111D4	JET, MAIN	0.4

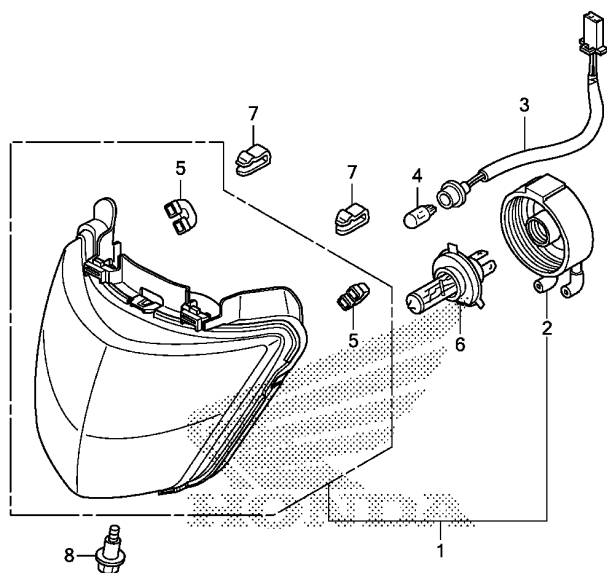
Ref. No.	Part No.	Description	Reqd. QTY		Serial No.	Parts catalogue code
			CB110 C E	CM E		
1	16010-K08-901	GASKET SET	1	1		
2	16013-KRB-901	FLOAT SET	1	1		
3	16015-KZA-W01	CHAMBER SET, FLOAT	1	1		
4	16016-KPW-H01	SCREW SET	1	1		
6	16019-K14-901	LEVER COMP., CHOKE	1	1		
7	16022-K23-901	VALVE SET, THROTTLE	1	1		
8	16027-K23-901	NEEDLE SET, JET	1	1		
9	16028-KYY-901	SCREW SET	1	1		
10	16037-KPH-901	PLATE SET, VALVE	1	1		
11	16076-KPL-901	O-RING	2	2		
12	16100-K23-901	CARBURETOR ASSY.(PB7EY A) ...	1	1		
13	16119-KZA-W01	PLATE, SETTING	1	1		
14	16155-KRS-861	VALVE COMP., FLOAT	1	1		
15	16163-KWS-901	GASKET, FLOAT CHAMBER	1	1		
16	16165-K23-901	HOLDER, NEEDLE JET	1	1		
17	16198-K23-901	TUBE, AIR VENT	1	1		
18	93892-04018-08	SCREW-WASHER, 4X18	2	2		
19	93892-05012-18	SCREW-WASHER, 5X12	1	1		
20	95002-02089	CLIP, TUBE(B8)	1	1		
21	95002-02659	CLIP, TUBE(B6.5)	1	1		
22	95005-35400-50	TUBE, 3.5X400(95005-35001-50M)	1	1		
23	99101-KST-1000	JET, MAIN, #100	1	1		
24	99103-K23-0420	JET COMP.(#42X#42)	1	1		



F-1

HEADLIGHT

F 1

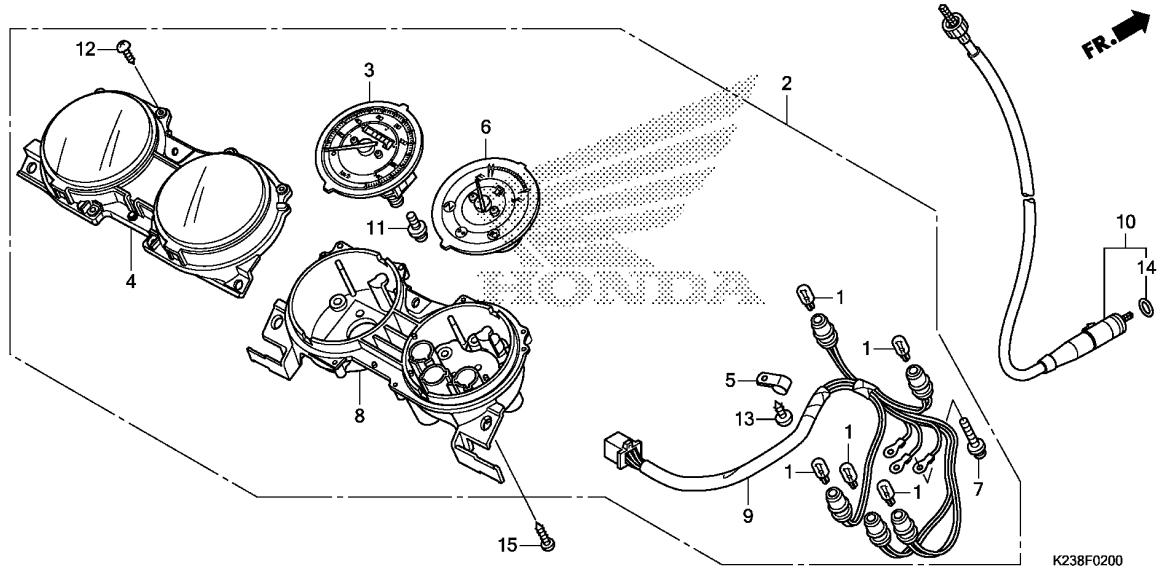


K238F0100

Ref. No.	L.O.N.	(Relative ref. Number) Description	F.R.T.
1	6161A7	HEADLIGHT UNIT	0.3
3	6161H5	SUB CORD, HEADLIGHT	0.2
4	616182	BULB, POSITION LIGHT	0.2
6		(2)	
	616118	BULB, HEADLIGHT	0.2

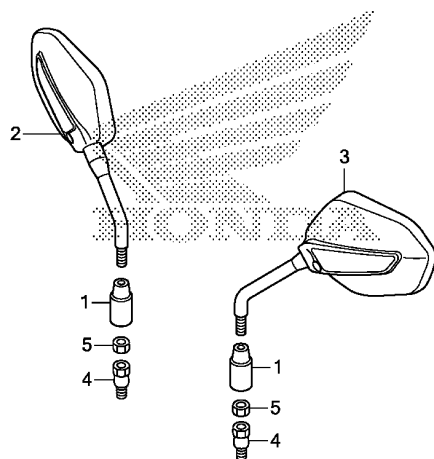
3

Ref. No.	Part No.	Description	Reqd. QTY		Serial No.	Parts catalogue code
			CB110 C E	CM E		
1	33110-K23-901	HEADLIGHT UNIT	1	1		
2	33112-KWS-901	COVER, RUBBER	1	1		
3	33150-K23-901	SUB CORD, HEADLIGHT	1	1		
4	33301-KYJ-901	BULB, WEDGE BASE(T10 12V 5W)	1	1		
5	33706-KWS-901	TUBE	2	2		
6	34901-KTE-740	BULB, HEADLIGHT(HS1) (12V 35/35W)(PHILIPS)	1	1		
	34901-KVN-971	BULB, HEADLIGHT(HS1) (12V 35/35W)(HALONIX)	1	1		
7	53209-GAH-000	CLIP, HEADLIGHT	2	2		
8	90101-GJ6-000	BOLT, ADJUSTING	1	1		



Ref. No.	L.O.N.	(Relative ref. Number) Description	F.R.T.
1	6161G3	BULB, METERNOTE: Same time for two units or more	0.2
2	8121A1	METER ASSY., COMBINATION	0.3
3	8121A3	SPEEDOMETER ASSEMBLY	0.4
4	8121B7	LENS, METER	0.3
6	3101C0	METER, FUEL	0.4
8	8121B5	CASE, METER :LOWER	0.4
9	6161G4	SOCKET ASSY., METER BULB	0.3
10	811160	CABLE, SPEEDOMETER	0.2

Ref. No.	Part No.	Description	Reqd. QTY		Serial No.	Parts catalogue code
			CB110 C E	CM E		
1	34908-KVE-900	BULB, WEDGE BASE(T10) (12V 1.7W)(TOSHIBA)	5	5		
2	37100-K23-901	METER ASSY., COMBINATION(KPH)	1	1		
3	37210-K23-901	SPEEDOMETER COMP.	1	1		
4	37211-K23-900	LENS	1	1		
5	37215-KS3-901	CLAMP	1	1		
6	37300-K23-901	METER COMP., FUEL	1	1		
7	37305-KE5-008	SCREW-WASHER, 3X22	3	3		
8	37610-K23-901	CASE ASSY., UNDER	1	1		
9	37619-KTE-601	SOCKET COMP.	1	1		
10	44830-K14-901	CABLE COMP., SPEEDOMETER	1	1		
11	90035-166-008	SCREW-WASHER, SPECIAL, 4X10 ..	2	2		
12	90101-KY6-008	SCREW, TAPPING, 3X14	6	6		
13	90109-MZ5-008	SCREW, TAPPING, 4X14	1	1		
14	91256-KK3-840	O-RING, 10X1.5	1	1		
15	93903-35310	SCREW, TAPPING, 5X16	3	3		



FR.

K238F0300

Ref. L.O.N. (Relative ref. Number) F.R.T.
No. Description

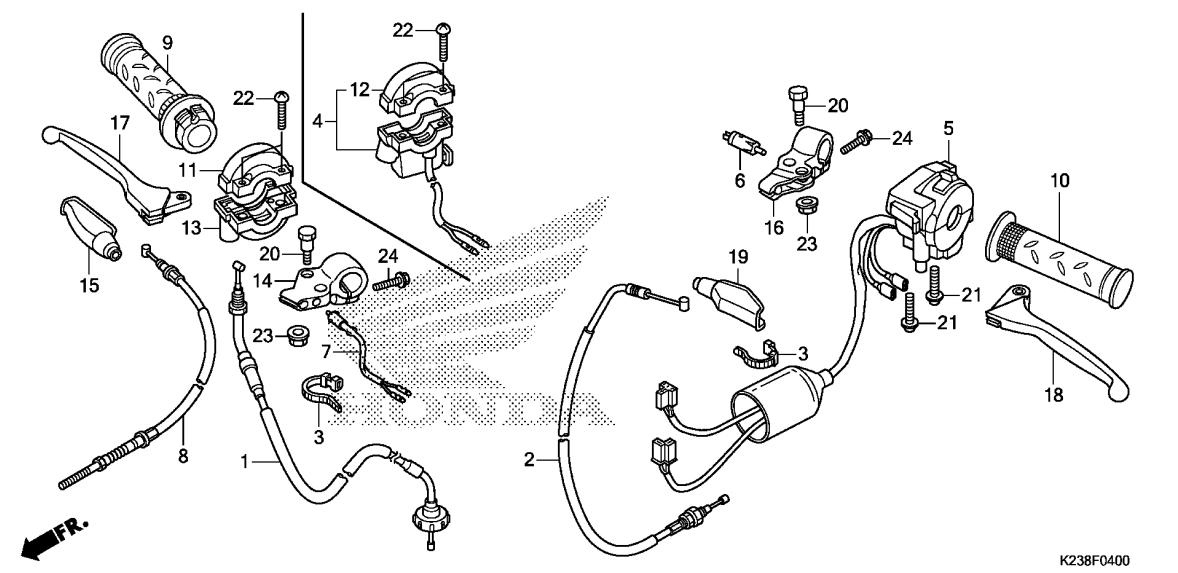
NO INFORMATION

3

Ref. No.	Part No.	Description	Reqd. QTY		Serial No.	Parts catalogue code
			CB110 C E	CM E		
1	88114-198-D10	CAP, LOCK NUT	2	2		
2	88210-KWS-902	MIRROR COMP., R.	1	1		
3	88220-KWS-902	MIRROR COMP., L.	1	1		
4	90103-KTE-920	BOLT, ADAPTER, 10MM	2	2		
5	90201-MW3-620	NUT, HEX., 10MM (LEFT HAND THREAD)	2	2		

F-4

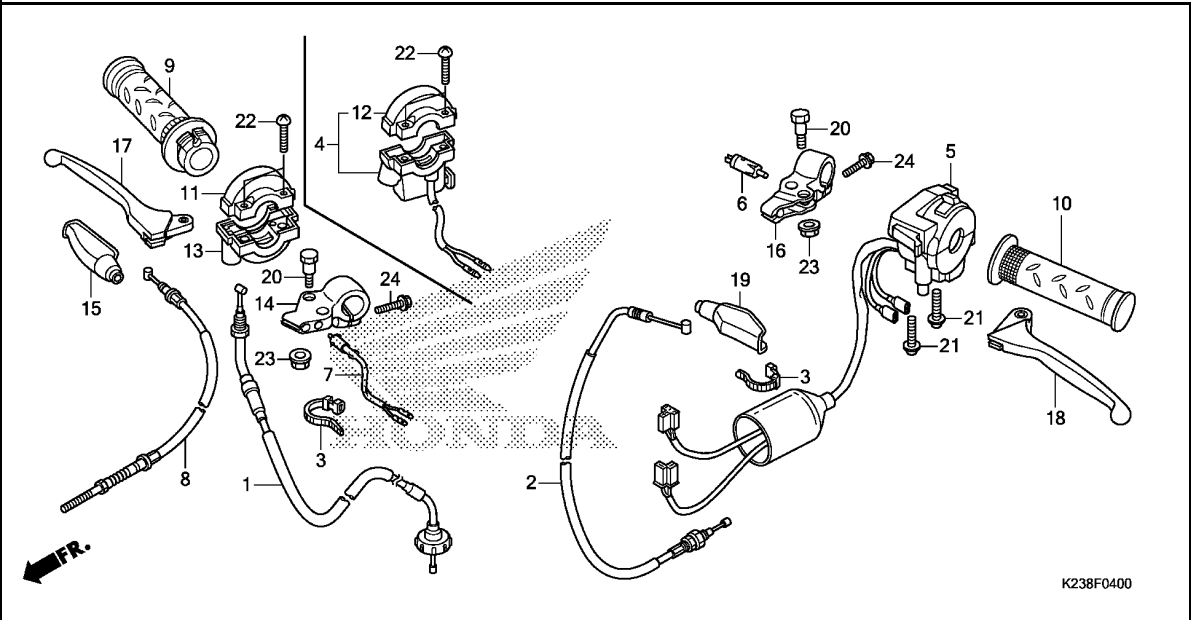
HANDLE LEVER/SWITCH/CABLE



Ref. No.	L.O.N.	(Relative ref. Number) Description	F.R.T.
1	811100	CABLE, THROTTLE	0.4
2	811115	CABLE, CLUTCH	0.3
4	615116	SWITCH, STARTER	0.4
5	615118	SWITCH, WINKER	0.5
6	6151A9	SWITCH, CLUTCH	0.2
7	6151B2	SWITCH, FRONT STOP	0.3
8	811125	CABLE, FRONT BRAKE	0.2
9	810150	GRIP, THROTTLE	0.2
10	8101C0	GRIP, HANDLE :LEFT	0.1
13	810155	HOUSING, THROTTLE	0.2
14	8101C9	BRACKET, HANDLE LEVER :RIGHT ..	0.3
16	8101C8	BRACKET, HANDLE LEVER :LEFT ..	0.2
	8101D0	BRACKET, HANDLE LEVER :BOTH ..	0.5
17	8101C7	LEVER, HANDLE :RIGHT	0.1
18	8101C6	LEVER, HANDLE :LEFT	0.1
	8101F5	LEVER, HANDLE :BOTH	0.2

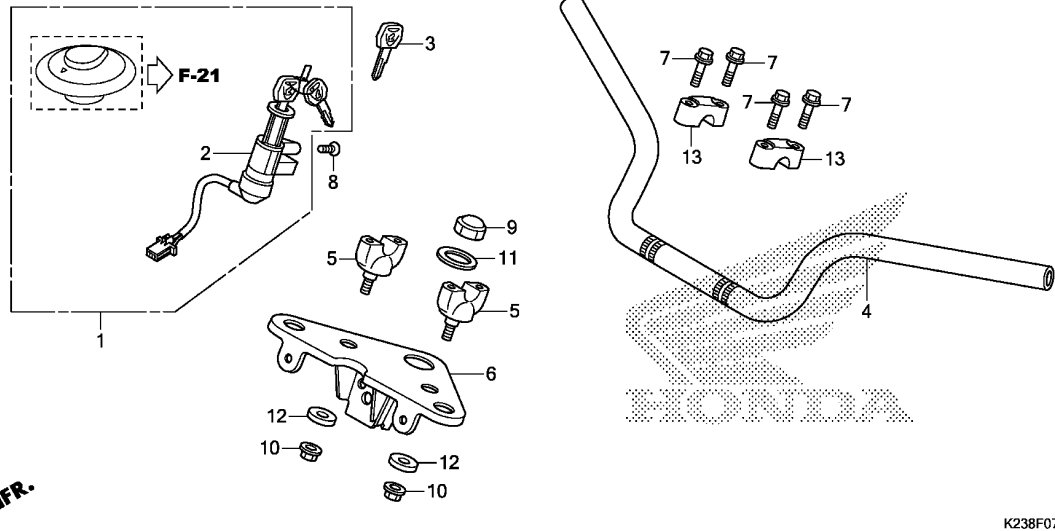
Ref. No.	Part No.	Description	Reqd. QTY		Serial No.	Parts catalogue code
			CB110 C E	CM E		
1	06179-K23-900	CABLE SET, THROTTLE	1	1		
2	22870-K23-900	CABLE COMP., CLUTCH(HI-LEX) ..	1	1		
	22870-K23-910	CABLE COMP., CLUTCH(SUPRAJIT) ..	1	1		
3	32161-KSP-920	BAND B1, WIRE	2	2		
4	35150-K14-921	SWITCH ASSY., STARTER(MINDA) ..	-	1		
5	35200-K23-901	SWITCH ASSY., WINKER	1	-		
	35200-K23-911	-	1		
6	35330-KWS-901	SWITCH ASSY., CLUTCH	-	1		
7	35340-KZA-W01	SWITCH ASSY., FR. STOP	1	1		
8	45450-K14-901	CABLE COMP., FR. BRAKE(HI-LEX) ..	1	1		
	45450-K23-902	CABLE COMP., FR. BRAKE (SUPRAJIT)	1	1		
9	53140-K14-900	GRIP COMP., THROTTLE	1	1		
10	53166-KSP-900	GRIP, L. HANDLE	1	1		
11	53167-KZA-W00	HOUSING, UPPER THROTTLE	1	-		
12	53168-KWA-841	HOUSING, UPPER THROTTLE	-	1		
13	53168-KZA-W00	HOUSING, UNDER THROTTLE	1	-		
14	53171-K14-900	BRACKET, R. HANDLE LEVER	1	1		
15	53171-KCC-900	COVER, R. HANDLE LEVER	1	1		
16	53172-K14-900	BRACKET, L. HANDLE LEVER	1	-		
	53172-K14-910	-	1		
17	53175-KYY-900	LEVER COMP., R. HANDLE	1	1		
18	53178-KYY-900	LEVER COMP., L. HANDLE	1	1		
19	53179-KTC-900	COVER, L. HANDLE LEVER	1	1		
20	90113-KYY-900	BOLT, HANDLE LEVER PIVOT	2	2		





K238F0400

Ref. No.	Part No.	Description	Reqd. QTY		Serial No.	Parts catalogue code
			CB110 C E	CM E		
21	93500-05020-0G	SCREW, PAN, 5X20	2	2		
22	93500-05022-0G	SCREW, PAN, 5X22	2	2		
23	94050-06000	NUT, FLANGE, 6MM	2	2		
24	95701-06022-00	BOLT, FLANGE, 6X22	2	2		



K238F0700

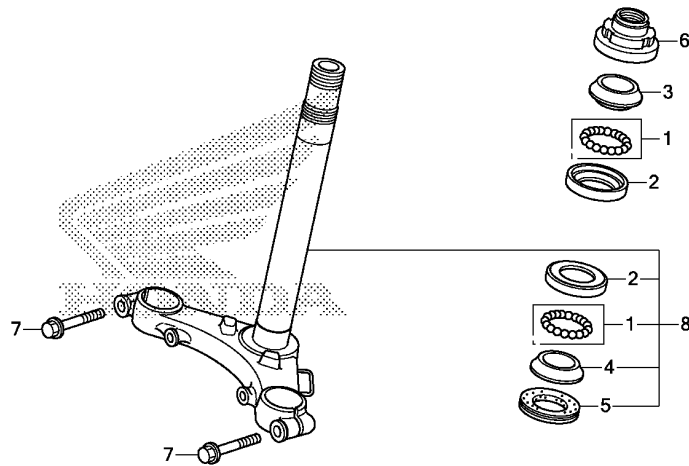
Ref. No.	L.O.N.	(Relative ref. Number) Description	F.R.T.
1	6151A1	KEY SET	0.8
2	615145	SWITCH, COMBINATION & LOCK ...	0.8
4	810100	PIPE, STEERING HANDLE	0.5
5	8101B9	HOLDER, HANDLE :LOWER	0.2
	8101B9A	.Replace 1 handle holder add .	0.1
6	510110	BRIDGE, FORK TOP	0.7

Ref. No.	Part No.	Description	Reqd. QTY		Serial No.	Parts catalogue code
			CB110 C E	CM E		
1	35010-K23-900	KEY SET	1	1		
2	35100-K14-901	SWITCH ASSY., COMBINATION & LOCK	1	1		
3	35121-KWS-900	KEY, BLANK	(1)	(1)		
4	53100-K14-900ZC	PIPE, STEERING HANDLE *NH1*.....BLACK	1	1		
5	53130-KTE-910	HOLDER, HANDLE UNDER	2	2		
6	53230-K23-900ZB	BRIDGE COMP., FORK TOP *NH1*.....BLACK	1	1		
7	90117-383-000	BOLT, FLANGE, 6X28	4	4		
8	90164-KPL-900	SCREW, U-LOCK FLAT, 6X12	2	2		
9	90304-KSP-900	NUT, STEERING STEM	1	1		
10	90304-KTE-911	NUT, FLANGE SPECIAL, 10MM (SIMMODS MARSHALL)	2	2		
11	90503-KSP-900	WASHER, STEERING STEM	1	1		
12	90521-427-770	WASHER, 10.3MM	2	2		
13	95014-21101	HOLDER A1, HANDLE PIPE UPPER	2	2		

F-9

STEERING STEM

F 7



FR.

K238F0900

Ref. No.	L.O.N.	(Relative ref. Number) Description	F.R.T.
2		(1)	
	5101A0	RACE, STEERING BALL :UPPER ...	1.4
	5101A1	RACE, STEERING BALL :LOWER ...	1.6
	5101C9	RACE, STEERING BALL :BOTH	1.6
3	5101A9	RACE, STEERING TOP CONE	1.4
4		(1,5)	
	5101B0	RACE, STEERING BOTTOM CONE ...	1.6
6	5101B2	THREAD, STEERING HEAD TOP	1.2
8	510100	STEM OR SHAFT ASSY., STEERING	1.4

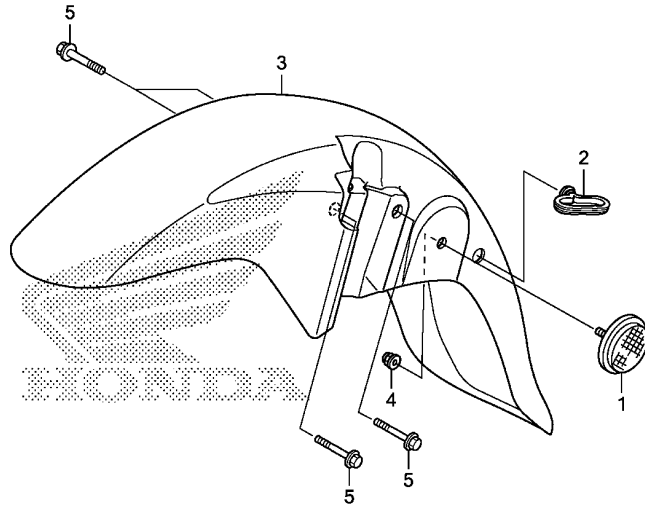
3

Ref. No.	Part No.	Description	Reqd. QTY		Serial No.	Parts catalogue code
			CB110 C E	CM E		
1	06531-KW6-840	BALL ASSY., STEEL, #8X18	2	2		
2	50301-K21-900	RACE, STEERING BALL	2	2		
	50301-KTR-900	RACE, STEERING TOP BALL	2	2		
3	53211-268-010	RACE, STEERING TOP CONE	1	1		
	53211-K21-900	1	1		
4	53212-200-000	RACE, STEERING BOTTOM CONE ..	1	1		
	53212-K21-900	1	1		
5	53214-200-000	DUST SEAL, STEERING HEAD	1	1		
6	53220-KSP-900	THREAD COMP., STEERING HEAD				
		TOP	1	1		
7	95701-08035-07	BOLT, FLANGE, 8X35	2	2		
8	53219-K23-900	STEM SUB ASSY., STEERING	1	1		

F-10

FRONT FENDER

F 8

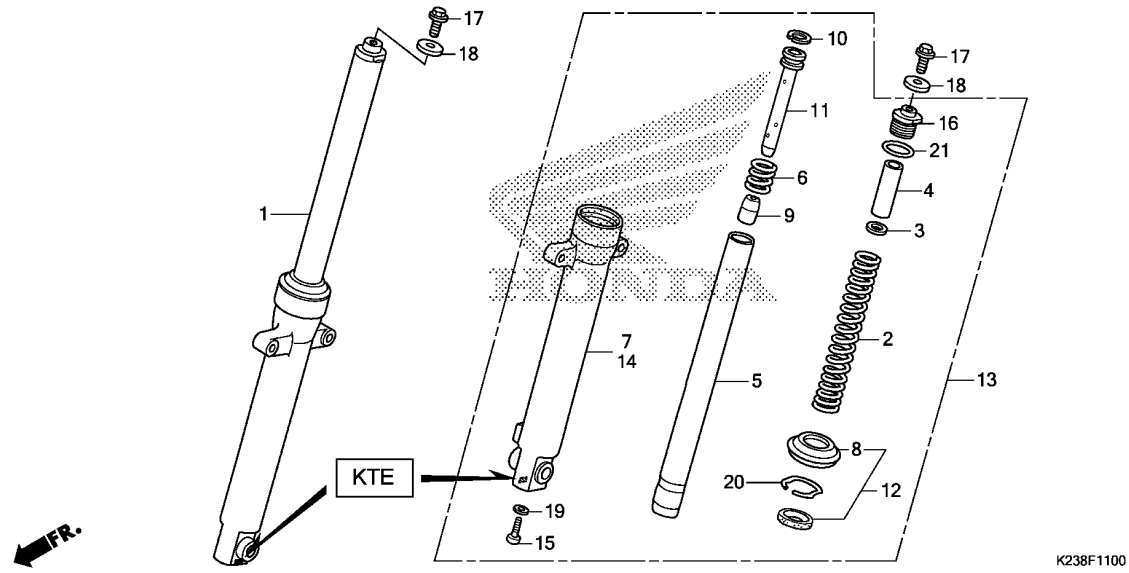


K238F1000

Ref. No.	L.O.N. (Relative ref. Number)	Description	F.R.T.
3	4131B7	FENDER, FRONT	0.3

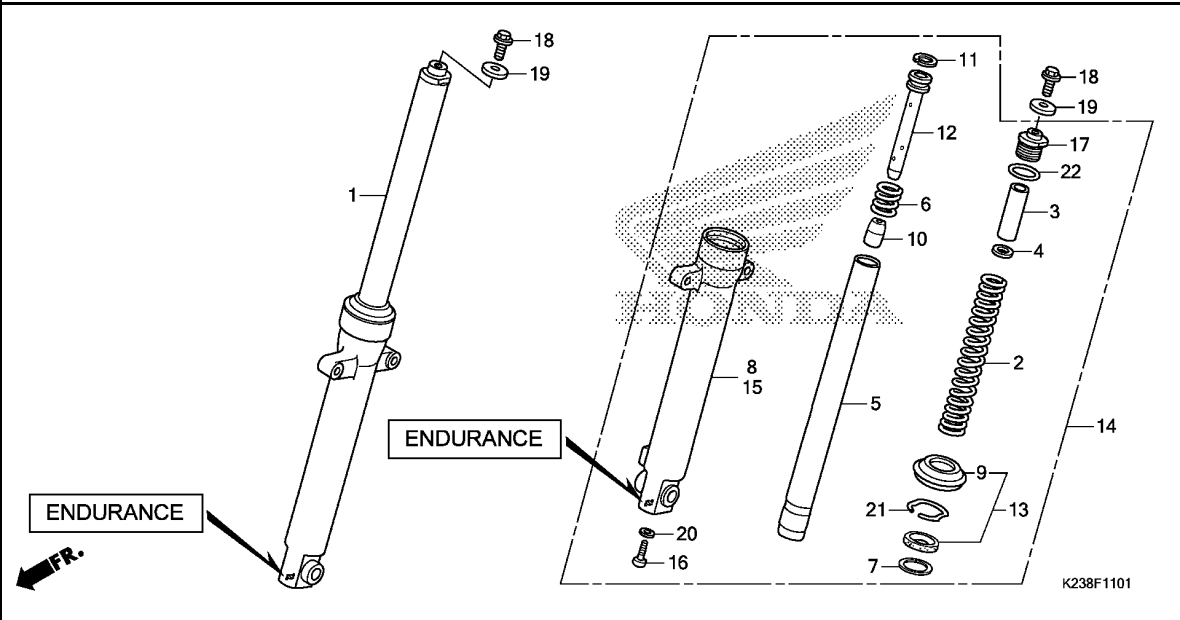
Ref. No.	Part No.	Description	Reqd. QTY		Serial No.	Parts catalogue code
			CB110 C E	CM E		
1	33740-KTE-601	REFLECTOR, FR. SIDE REFLEX ..	2	2		
2	45451-KTE-600	GUIDE, FR. FENDER CABLE	1	1		
3	61100-K23-900ZB	FENDER, FR.	1	1		
	61100-K23-900ZC	*R316M*.....ALPHA RED METALLIC *PB375M* MIDNIGHT BLUE METALLIC	1	1		
	61100-K23-900ZD	*NH411M*FORCE SILVER METALLIC	1	1		
	61100-K23-900ZE	*NH1*.....BLACK	1	1		
	61100-K23-900ZF	*NHBO4M*MONSOON GRAY METALLIC	1	1		
4	90302-KTE-911	NUT, FLANGE SPECIAL, 6MM (SIMMONDS MARSHALL)	2	2		
5	96001-06020-00	BOLT, FLANGE, 6X20	4	4		

3



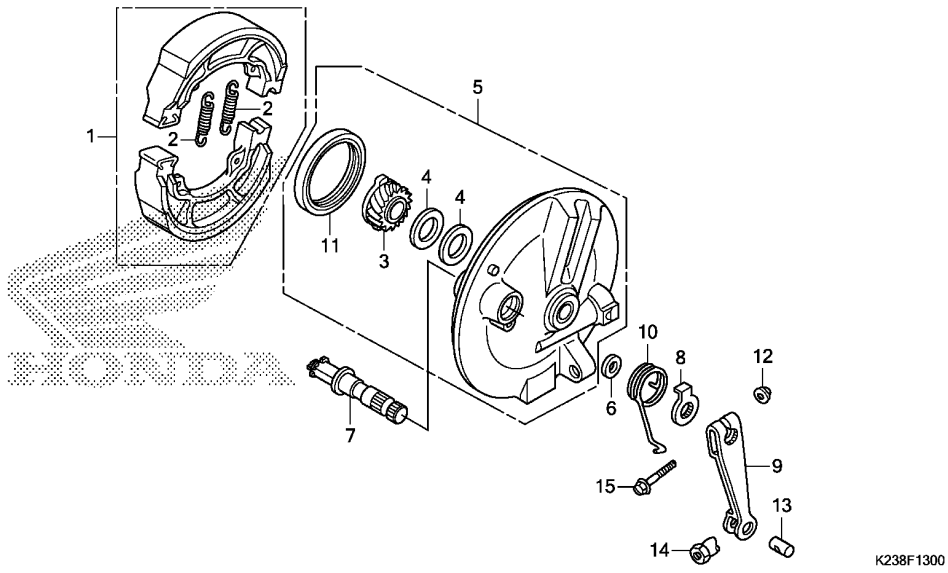
Ref. No.	L.O.N.	(Relative ref. Number) Description	F.R.T.
1	5111C3	FORK ASSY., FRONT :RIGHT	0.4
2	5111C5	SPRING, FRONT FORK :LEFT	0.6
	5111C6	SPRING, FRONT FORK :RIGHT	0.6
	5111C7	SPRING, FRONT FORK :BOTH	0.9
5		(6,9,10,11)	
	5111G2	PIPE, FRONT FORK :LEFT	0.7
	5111G3	PIPE, FRONT FORK :RIGHT	0.7
	5111G4	PIPE, FRONT FORK :BOTH	1.1
7	5111D2	CASE, BOTTOM :RIGHT	0.8
12	5111E7	SEAL SET, FRONT FORK :LEFT	0.8
	5111E8	SEAL SET, FRONT FORK :RIGHT	0.8
	5111E9	SEAL SET, FRONT FORK :BOTH	1.3
13	5111C2	FORK ASSY., FRONT :LEFT	0.4
	5111C4	FORK ASSY., FRONT :BOTH	0.5
14	5111D1	CASE, BOTTOM :LEFT	0.8
	5111D3	CASE, BOTTOM :BOTH	1.3

Ref. No.	Part No.	Description	Reqd. QTY		Serial No.	Parts catalogue code
			CB110 C E	CM E		
1	51400-K23-901	FORK ASSY., R. FR.(SHOWA) ...	1	1		
2	51401-K14-901	SPRING, FR. FORK(SHOWA)	2	2		
3	51403-447-731	PLATE, SPRING JOINT(SHOWA) ..	2	2		
4	51403-KCC-901	COLLAR, SPRING(SHOWA)	2	2		
5	51410-K14-901	PIPE COMP., FR. FORK(SHOWA) ..	2	2		
6	51412-KAG-901	SPRING, REBOUND(SHOWA)	2	2		
7	51420-K23-901	CASE, R. FR. BOTTOM(SHOWA) ..	1	1		
8	51425-961-013	DUST SEAL(SHOWA)	2	2		
9	51432-KST-901	PIECE, OIL LOCK	2	2		
10	51437-KVN-901	RING, PISTON	2	2		
11	51440-K14-901	PIPE, SEAT	2	2		
12	51490-KWS-901	SEAL SET, FR. FORK	2	2		
13	51500-K23-901	FORK ASSY., L. FR.(SHOWA) ...	1	1		
14	51520-K23-901	CASE, L. FR. BOTTOM(SHOWA) ..	1	1		
15	90116-KAG-901	BOLT, SOCKET, 8MM(SHOWA)	2	2		
16	90123-KSP-901	BOLT A, FR. FORK	2	2		
17	90123-KRM-860	BOLT, FR. FORK	2	2		
18	90521-KSP-900	WASHER, 10.3MM	2	2		
19	90544-439-930	PACKING(SHOWA)	2	2		
20	90601-GF5-731	RING, OIL SEAL STOPPER(SHOWA)	2	2		
21	91356-KAG-901	O-RING(SHOWA)	2	2		



Ref. No.	L.O.N.	(Relative ref. Number) Description	F.R.T.
1	5111C3	FORK ASSY., FRONT :RIGHT	0.4
2	5111C5	SPRING, FRONT FORK :LEFT	0.6
	5111C6	SPRING, FRONT FORK :RIGHT	0.6
	5111C7	SPRING, FRONT FORK :BOTH	0.9
5		(6,10,11,12)	
	5111G2	PIPE, FRONT FORK :LEFT	0.7
	5111G3	PIPE, FRONT FORK :RIGHT	0.7
	5111G4	PIPE, FRONT FORK :BOTH	1.1
8	5111D2	CASE, BOTTOM :RIGHT	0.8
13	5111E7	SEAL SET, FRONT FORK :LEFT	0.8
	5111E8	SEAL SET, FRONT FORK :RIGHT	0.8
	5111E9	SEAL SET, FRONT FORK :BOTH	1.3
14	5111C2	FORK ASSY., FRONT :LEFT	0.4
	5111C4	FORK ASSY., FRONT :BOTH	0.5
15	5111D1	CASE, BOTTOM :LEFT	0.8
	5111D3	CASE, BOTTOM :BOTH	1.3

Ref. No.	Part No.	Description	Reqd. QTY		Serial No.	Parts catalogue code
			CB110 C E	CM E		
1	51400-K23-902	FORK ASSY., R. FR.(ENDURANCE)	1	1		
2	51401-K23-902	SPRING, FR. FORK(ENDURANCE)	2	2		
3	51403-K23-902	COLLAR, SPRING	2	2		
4	51404-K23-902	JOINT, SPRING	2	2		
5	51410-K23-902	PIPE COMP., FR. FORK (ENDURANCE)	2	2		
6	51412-K23-902	SPRING, REBOUND	2	2		
7	51413-K23-902	RING, BACK UP	2	2		
8	51420-K23-902	CASE, R. FR. BOTTOM(ENDURANCE)	1	1		
9	51425-K23-902	DUST SEAL(ENDURANCE)	2	2		
10	51432-K23-902	PIECE, OIL LOCK	2	2		
11	51437-K23-902	RING, PISTON	2	2		
12	51440-K23-902	PIPE, SEAT	2	2		
13	51490-K23-902	SEAL SET, FR. FORK	2	2		
14	51500-K23-902	FORK ASSY., L. FR.(ENDURANCE)	1	1		
15	51520-K23-902	CASE, L. FR. BOTTOM(ENDURANCE)	1	1		
16	90116-K23-902	BOLT, SOCKET, 8MM	2	2		
17	90123-K23-902	BOLT A, FR. FORK	2	2		
18	90123-KRM-860	BOLT, FR. FORK	2	2		
19	90521-KSP-900	WASHER, 10.3MM	2	2		
20	90544-K23-902	WASHER, SPECIAL, 8MM	2	2		
21	90651-K23-902	RING, OIL SEAL STOP	2	2		
22	91351-K23-902	O-RING	2	2		



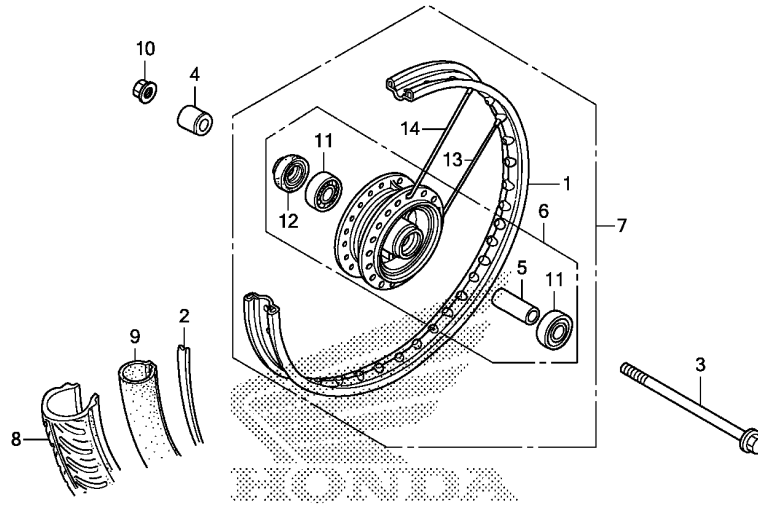
Ref. No.	L.O.N.	(Relative ref. Number) Description	F.R.T.
1	711115	SHOE(PAD) SET, BRAKE :FRONT ..	0.3
3		(11)	
	7101C3	GEAR, SPEEDOMETER	0.3
5	7111D0	PANEL, FRONT BRAKE	0.4
7	7111B3	CAM, BRAKE :FRONT	0.4
9	7111C3	ARM, BRAKE :FRONT	0.1

Ref. No.	Part No.	Description	Reqd. QTY		Serial No.	Parts catalogue code
			CB110 C E	CM E		
1	06430-KTN-700	SHOE SET, BRAKE(JB)	1	1		
	06430-KVT-D10	SHOE SET, BRAKE(ASK)	1	1		
2	43151-329-000	SPRING, BRAKE SHOE	2	2		
	45133-KCC-900	SPRING, FR. BRAKE SHOE	2	2		
	45133-KPL-900	2	2		
		(ASK)	2	2		
3	44806-KTE-910	GEAR, SPEEDOMETER(21T)	1	1		
4	44809-KTC-900	WASHER, SPEEDOMETER GEAR	2	2		
5	45010-KTE-951ZA	PANEL SUB COMP., FR. BRAKE				
		NH303M				
		MAT AXIS GRAY METALLIC	1	1		
6	45134-250-000	DUST SEAL, BRAKE CAM	1	1		
7	45141-KTC-900	CAM, FR. BRAKE	1	1		
8	45145-096-650	INDICATOR, FR. BRAKE	1	1		
9	45410-K23-900	ARM, FR. BRAKE	1	1		
10	45435-GB2-720	SPRING, BRAKE ARM RETURN	1	1		
11	91251-GK4-003	OIL SEAL, 47X60X7(ARAI)	1	1		
12	94050-06000	NUT, FLANGE, 6MM	1	1		
13	95015-32001	JOINT B, BRAKE ARM	1	1		
14	95015-42000	NUT B, BRAKE ROD ADJUSTING ..	1	1		
15	95701-06032-00	BOLT, FLANGE, 6X32	1	1		

F-14-10

FRONT WHEEL(CB110C-ID)

F12

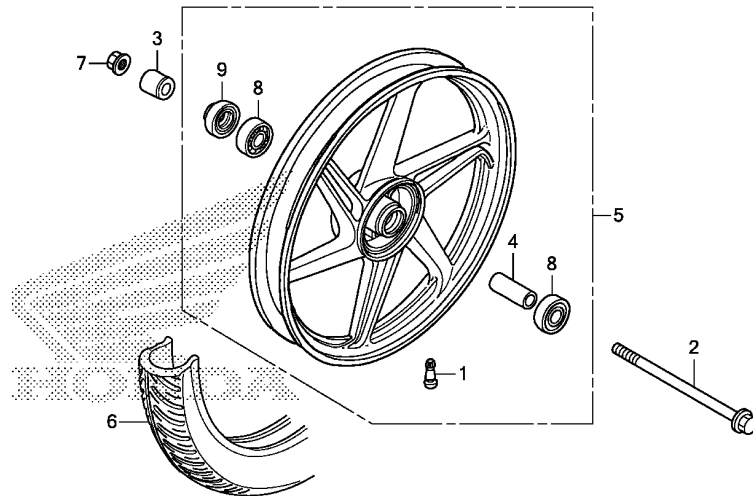


K238F1410

Ref. No.	L.O.N.	(Relative ref. Number) Description	F.R.T.
1	710109	RIM, WHEEL :FRONT	2.1
3		(12)	
	710151	AXLE, FRONT WHEEL	0.2
6		(13,14)	
	710103	HUB, FRONT WHEEL	2.2
7	710104	FRONT WHEEL	0.7
8		(2)	
	710139	FRONT TIRE(ONE)	0.7
9		(2)	
	710140	TUBE, FRONT TIRE(ONE)	0.7
11	710115	BEARING, FRONT WHEEL(ONE)	0.4
	710115G	.Replace 1 bearing add	0.1

Ref. No.	Part No.	Description	Reqd. QTY		Serial No.	Parts catalogue code
			CB110 C E	CM E		
1	42701-KTE-910	RIM, RR. WHEEL	1	-	-----	ID
		(FR.)				
2	42713-KSP-901	FLAP, TIRE(1.60/1.85-18)	1	-	-----	ID
3	44301-KPL-900	AXLE, FR. WHEEL	1	-	-----	ID
4	44311-KSP-900	COLLAR, FR. WHEEL SIDE	1	-	-----	ID
5	44620-KSP-900	COLLAR, FR. AXLE DISTANCE ...	1	-	-----	ID
6	44635-KTE-640ZC	HUB SUB ASSY., FR. *NH303M*				
		MAT AXIS GRAY METALLIC	1	-	-----	ID
7	44650-KTE-640ZC	WHEEL SUB ASSY., FR. *NH303M*				
		MAT AXIS GRAY METALLIC	1	-	-----	ID
8	44711-KTE-641	TIRE, FR.(MRF) (80/100-18 M/C 47P)	1	-	-----	ID
9	44712-KTE-641	TUBE(2.75-18)	1	-	-----	ID
10	90306-KST-942	NUT, FLANGE, 12MM (LEO FASTENERS)	1	-	-----	ID
	90306-KTE-911	NUT, FLANGE SPECIAL, 12MM (SIMMONDS MARSHALL)	1	-	-----	ID
11	91052-KWF-901	BEARING, RADIAL BALL, 6301(U) (NSK)	2	-	-----	ID
	96140-63010-10	BEARING, RADIAL BALL, 6301U .	2	-	-----	ID
12	91251-KPH-901	DUST SEAL, 21X37X7(ARAI)	1	-	-----	ID
13	97334-41166-PO	SPOKE SET A, 10X163				
		(INSIDE)	18	-	-----	ID
14	97600-41165-PO	SPOKE SET A, 10X162.5				
		(OUTSIDE)	18	-	-----	ID

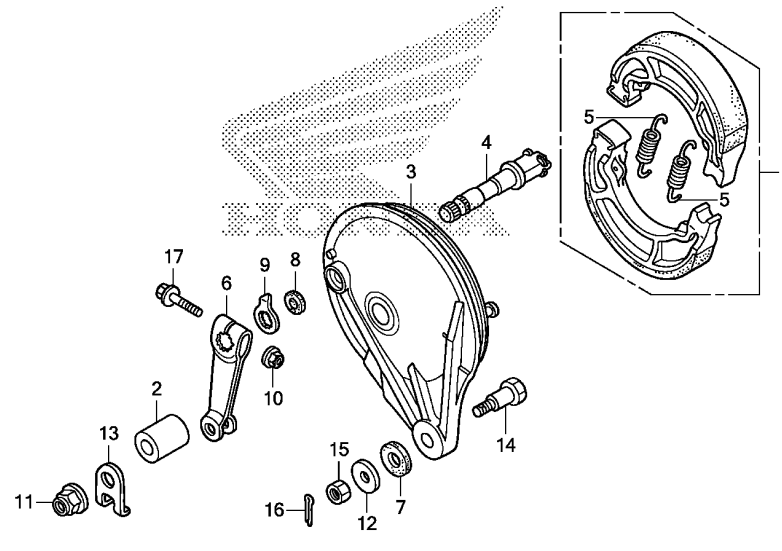
3



K238F1430

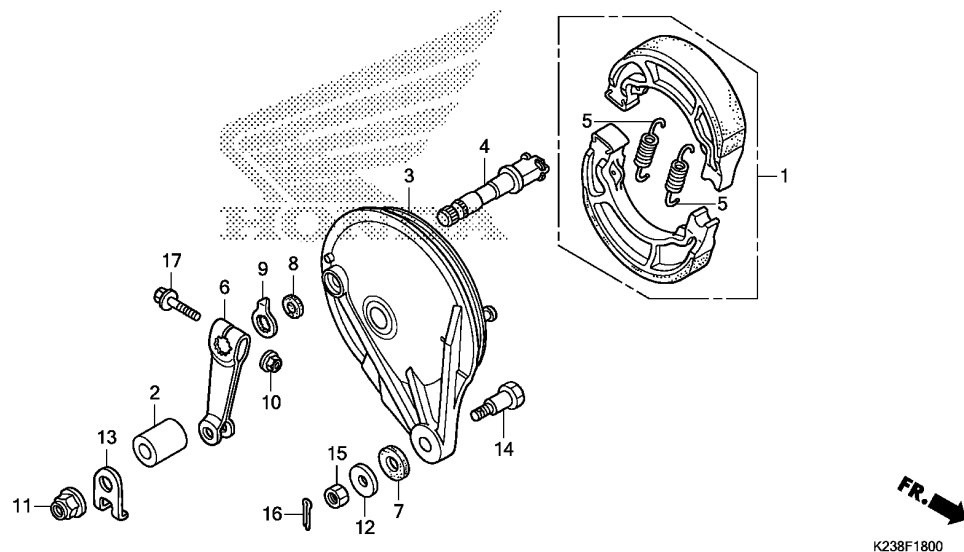
Ref. No.	L.O.N.	(Relative ref. Number) Description	F.R.T.
2	(9)		
710151		AXLE, FRONT WHEEL	0.2
5	7101G2	FRONT WHEEL(A)	0.6
6	7101E9	FRONT TIRE(ONE) (A)	0.6
8	710115	BEARING, FRONT WHEEL(ONE)	0.4
	710115G	.Replace 1 bearing add	0.1

Ref. No.	Part No.	Description	Reqd. QTY		Serial No.	Parts catalogue code
			CB110 C E	CM E		
1	42753-KWF-901	VALVE, RIM(TRITON)	1	1	----- 2ID	
2	44301-KPL-900	AXLE, FR. WHEEL	1	1	----- 2ID	
3	44311-KSP-900	COLLAR, FR. WHEEL SIDE	1	1	----- 2ID	
4	44620-KSP-900	COLLAR, FR. AXLE DISTANCE ...	1	1	----- 2ID	
5	44650-K23-910ZA	WHEEL SUB ASSY., FR. *NH303M*	1	1	----- 2ID	
		MAT AXIS GRAY METALLIC	1	1	----- 2ID	
6	44711-K23-913	TIRE, FR.(DUNLOP) (80/100-18 M/C 47P)	1	1	----- 2ID	
	44711-KRY-971	TIRE, FR.(MRF) (80/100-18 M/C 47P)	1	1	----- 2ID	
	44711-KTE-602	TIRE, FR.(TVS) (80/100-18 M/C 47P)	1	1	----- 2ID	
7	90306-KST-942	NUT, FLANGE, 12MM (LEO FASTENERS)	1	1	----- 2ID	
	90306-KTE-911	NUT, FLANGE SPECIAL, 12MM (SIMMONDS MARSHALL)	1	1	----- 2ID	
8	91052-K23-903	BEARING, RADIAL BALL, 6301U (NEI)	2	2	----- 2ID	
	91052-K23-905	BEARING, RADIAL BALL, 6301U (JTEKT)	2	2	----- 2ID	
	91052-KWF-901	BEARING, RADIAL BALL, 6301(U) (NSK)	2	2	----- 2ID	
	91052-KWW-A81	BEARING, RADIAL BALL, 6301U (SKF)	2	2	----- 2ID	
	91053-KWW-642	BEARING, RADIAL BALL, 6301U (FAG)	2	2	----- 2ID	
9	91251-KPH-901	DUST SEAL, 21X37X7(ARAI)	1	1	----- 2ID	



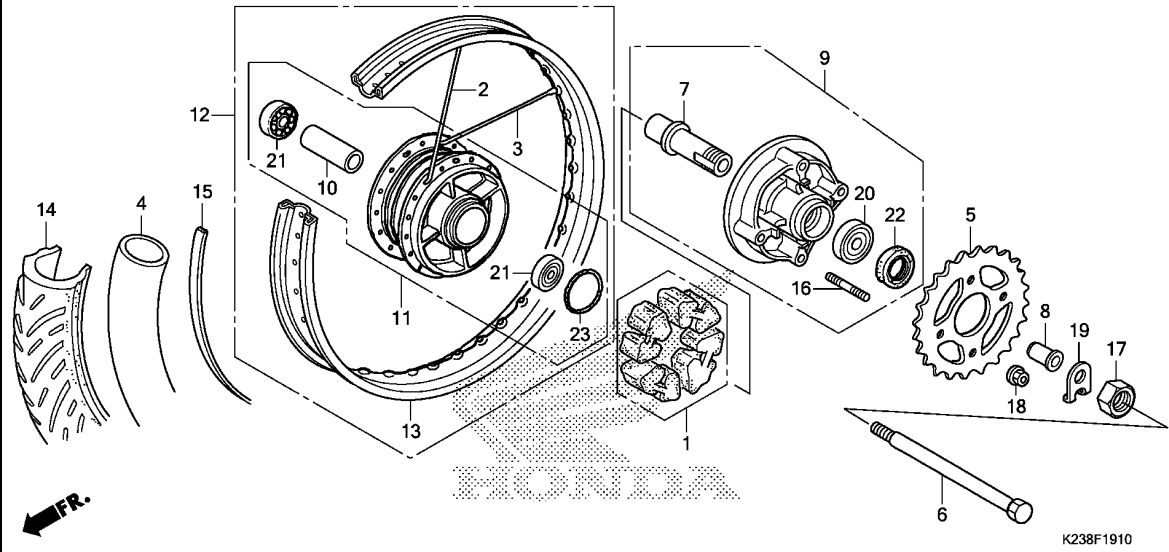
Ref. No.	L.O.N.	(Relative ref. Number) Description	F.R.T.
1	711140	SHOE(PAD) SET, BRAKE :REAR ...	0.4
3	7111A9	PANEL, REAR BRAKE	0.5
4	7111B4	CAM, BRAKE :REAR	0.5
6	7111C4	ARM, BRAKE :REAR	0.2

Ref. No.	Part No.	Description	Reqd. QTY		Serial No.	Parts catalogue code
			CB110 C E	CM E		
1	06430-KTN-700	SHOE SET, BRAKE(JB)	1	1		
	06430-KVT-D10	SHOE SET, BRAKE(ASK)	1	1		
2	42313-K14-900	COLLAR, RR. BRAKE PANEL SIDE	1	1		
3	43100-KTE-950ZA	PANEL COMP., RR. BRAKE *NH303M*				
		MAT AXIS GRAY METALLIC	1	1		
4	43141-KTC-900	CAM, RR. BRAKE	1	1		
5	43151-329-000	SPRING, BRAKE SHOE				
		(ASK)	2	2		
	45133-KCC-900	SPRING, FR. BRAKE SHOE				
		(RR.)	2	2		
		(JB)	2	2		
	45133-KPL-900				
		(RR.)	2	2		
		(ASK)	2	2		
6	43410-KZA-W00	ARM, RR. BRAKE	1	1		
7	43434-ME1-670	RUBBER, STOPPER ARM	1	1		
8	45134-250-000	DUST SEAL, BRAKE CAM	1	1		
9	45145-KFM-900	INDICATOR, FR. BRAKE				
		(RR.)	1	1		
10	90302-KST-942	NUT, FLANGE, 6MM				
		(LEO FASTENERS)	1	1		
	90302-KTE-911	NUT, FLANGE SPECIAL, 6MM				
		(SIMMONDS MARSHALL)	1	1		
11	90306-KST-942	NUT, FLANGE, 12MM				
		(LEO FASTENERS)	1	1		



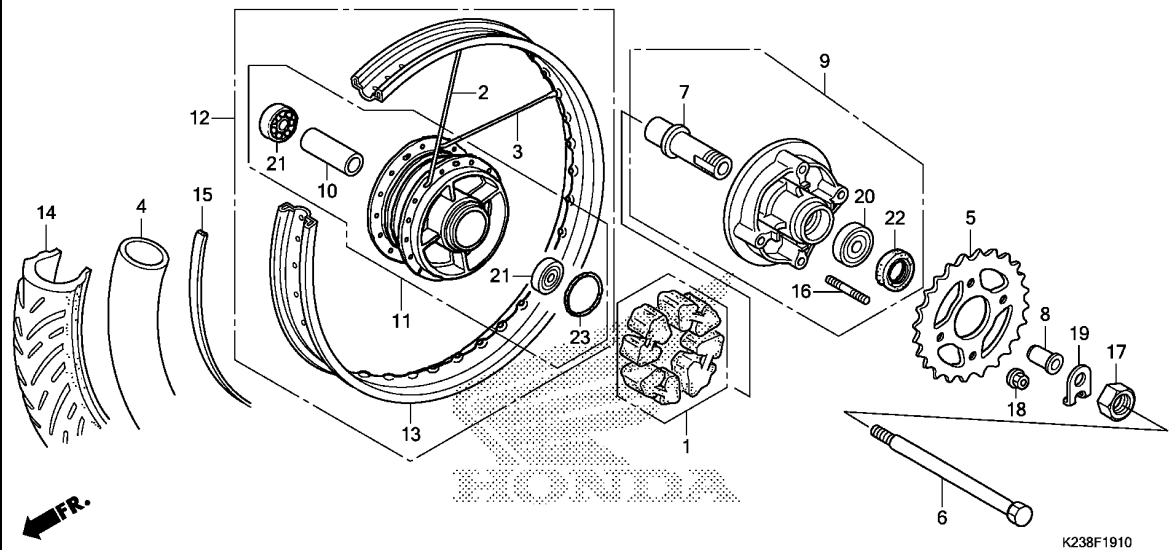
3

Ref. No.	Part No.	Description	Reqd. QTY		Serial No.	Parts catalogue code
			CB110 C E	CM E		
11)	90306-KTE-911	NUT, FLANGE SPECIAL, 12MM (SIMMONDS MARSHALL)	1	1		
12	90505-425-000	WASHER, 8MM	1	1		
13	90558-KTR-900	WASHER, RR. AXLE	1	1		
14	92811-10000	BOLT A, BRAKE STOPPER	1	1		
15	94001-08000-0S	NUT, HEX., 8MM	1	1		
16	94201-20150	PIN, SPLIT, 2.0X15	1	1		
17	95701-06035-00	BOLT, FLANGE, 6X35	1	1		

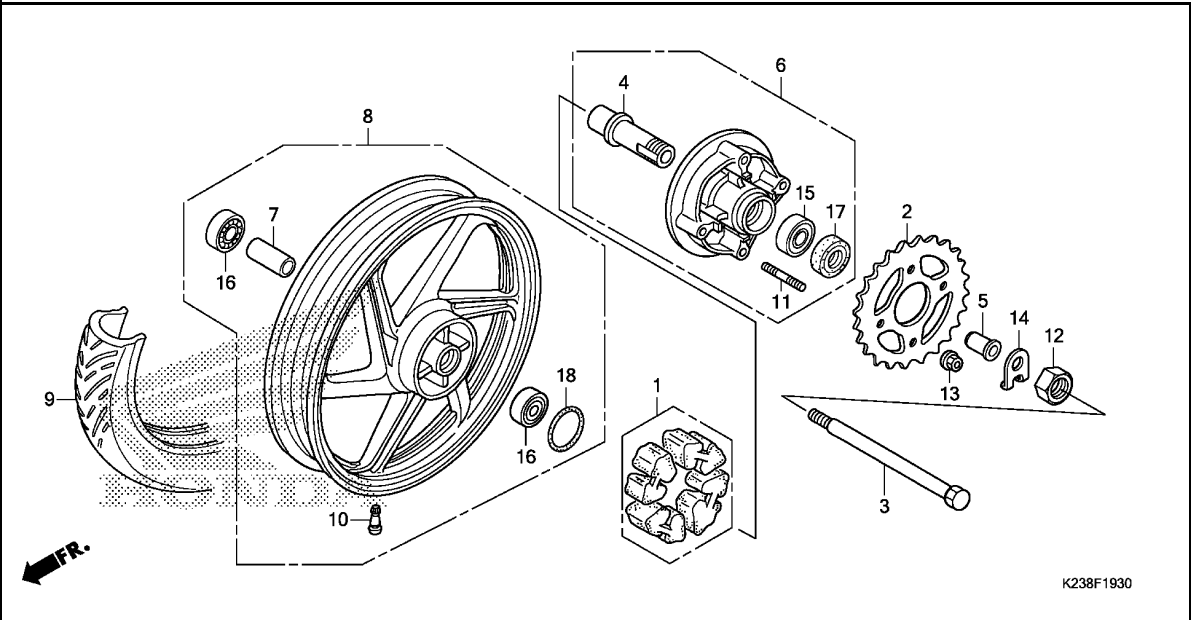


Ref. No.	L.O.N.	(Relative ref. Number) Description	F.R.T.
1		(23)	
710157		DAMPER, REAR WHEEL	0.3
4		(15)	
7101A7		TUBE, REAR TIRE(ONE)	0.8
5		SPROCKET, FINAL DRIVEN	0.6
6		AXLE, REAR WHEEL	0.3
7		SLEEVE, REAR WHEEL	0.5
9		FLANGE ASSY., FINAL DRIVEN ...	0.6
11		(2,3)	
710121		HUB, REAR WHEEL	2.3
12		REAR WHEEL	0.8
13		RIM, WHEEL :REAR	2.2
14		(15)	
710142		REAR TIRE(ONE)	0.8
20		BEARING, FINAL DRIVEN FLANGE ..	0.7
21		BEARING, REAR WHEEL(ONE)	0.5
710133G		.Replace 1 bearing add	0.1

Ref. No.	Part No.	Description	Reqd. QTY		Serial No.	Parts catalogue code
			CB110 C E	CM E		
1	06410-KTE-910	DAMPER SET, WHEEL	1	-	-----	ID
2	06420-KSP-900	SPOKE SET A, RR. (OUTSIDE)	18	-	-----	ID
3	06421-KSP-900	SPOKE SET B, RR. (INSIDE)	18	-	-----	ID
4	06427-KTE-640	TUBE SET, TUFF UP(80/100-18)	1	-	-----	ID
5	41201-K14-900	SPROCKET, FINAL DRIVEN(41T)	1	-	-----	ID
6	42301-KZA-W00	AXLE, RR. WHEEL	1	-	-----	ID
7	42303-K14-900	SLEEVE, RR. WHEEL	1	-	-----	ID
8	42304-K14-900	COLLAR, RR. AXLE SLEEVE	1	-	-----	ID
9	42615-K23-900	FLANGE SUB ASSY., FINAL DRIVEN	1	-	-----	ID
10	42620-KTE-950	COLLAR, RR. AXLE DISTANCE ...	1	-	-----	ID
11	42635-KTE-640ZC	HUB SUB ASSY., RR. *NH303M*	1	-	-----	ID
12	42650-KTE-640ZC	WHEEL SUB ASSY., RR. *NH303M*	1	-	-----	ID
13	42701-KTE-910	RIM, RR. WHEEL	1	-	-----	ID
14	42711-KTE-641	TIRE, RR.(MRF) (80/100-18 M/C 54P)	1	-	-----	ID
15	42713-KSP-901	FLAP, TIRE(1.60/1.85-18)	1	-	-----	ID
16	90128-KTE-910	BOLT, STUD, 8X20	4	-	-----	ID
17	90307-KTE-910	NUT, RR. AXLE SLEEVE(17MM) ..	1	-	-----	ID
18	90309-KTE-911	NUT, FLANGE SPECIAL, 8MM	4	-	-----	ID
19	90559-KTR-900	WASHER, RR. AXLE	1	-	-----	ID

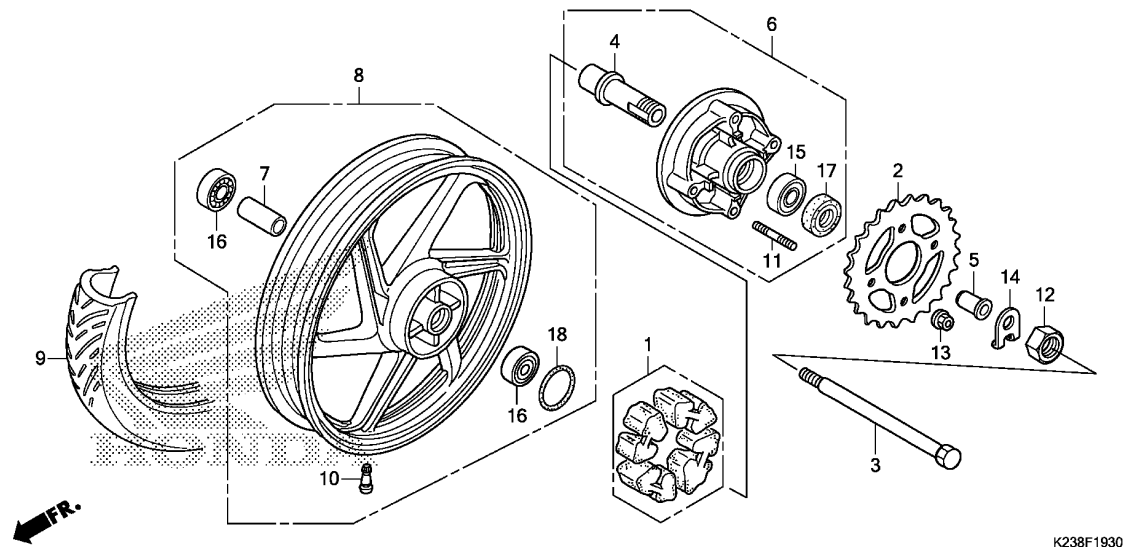


Ref. No.	Part No.	Description	Reqd. QTY		Serial No.	Parts catalogue code
			CB110 C E	CM E		
20	91051-K23-902	BEARING, RADIAL BALL, 6203UU (SKF)	1	-	----- ID	
	91051-K23-904	BEARING, RADIAL BALL, 6203UU (FAG)	1	-	----- ID	
	91051-KWF-901	BEARING, RADIAL BALL, 6203(UU) (NSK)	1	-	----- ID	
	91081-KYJ-711	BEARING, RADIAL BALL, 6203UU (NEI)	1	-	----- ID	
21	91052-KWF-901	BEARING, RADIAL BALL, 6301(U) (NSK)	2	-	----- ID	
	96140-63010-10	BEARING, RADIAL BALL, 6301U	2	-	----- ID	
22	91251-KGH-901	DUST SEAL, 27X40X4.5(ARAI)	1	-	----- ID	
23	91304-704-000	O-RING, 42MM	1	-	----- ID	

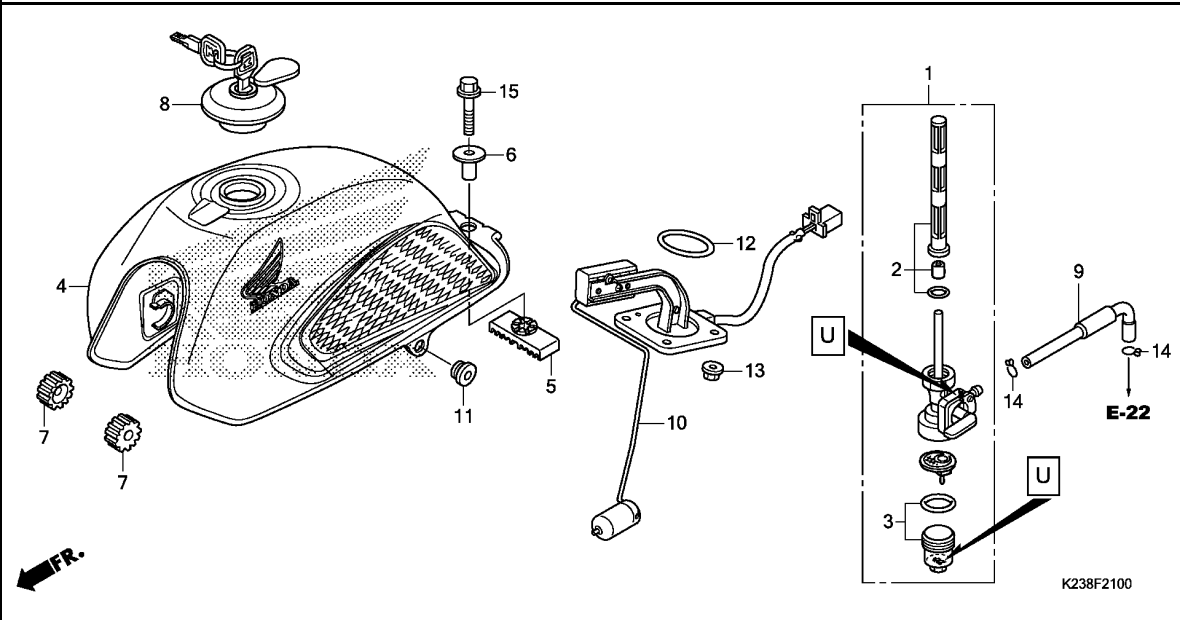


Ref. No.	L.O.N.	(Relative ref. Number) Description	F.R.T.
1		(18)	
1	710157	DAMPER, REAR WHEEL	0.3
2	7101A0	SPROCKET, FINAL DRIVEN	0.6
3	710160	AXLE, REAR WHEEL	0.3
4	7101A1	SLEEVE, REAR WHEEL	0.5
6	7101A4	FLANGE, FINAL DRIVEN	0.6
8	7101G6	REAR WHEEL(A)	0.7
9	7101G4	REAR TIRE(ONE) (A)	0.7
15	7101D1	BEARING, FINAL DRIVEN FLANGE ..	0.7
16	710133	BEARING, REAR WHEEL(ONE)	0.5
	710133G	.Replace 1 bearing add	0.1

Ref. No.	Part No.	Description	Reqd. QTY		Serial No.	Parts catalogue code
			CB110 C E	CM E		
1	06410-KTE-910	DAMPER SET, WHEEL	1	1	----- 2ID	
2	41201-K14-900	SPROCKET, FINAL DRIVEN(41T) ..	1	1	----- 2ID	
3	42301-KZA-W00	AXLE, RR. WHEEL	1	1	----- 2ID	
4	42303-K14-900	SLEEVE, RR. WHEEL	1	1	----- 2ID	
5	42304-K14-900	COLLAR, RR. AXLE SLEEVE	1	1	----- 2ID	
6	42615-K23-900	FLANGE SUB ASSY., FINAL DRIVEN	1	1	----- 2ID	
7	42620-KTE-950	COLLAR, RR. AXLE DISTANCE ...	1	1	----- 2ID	
8	42650-K23-910ZA	WHEEL SUB ASSY., RR. *NH303M*	1	1	----- 2ID	
9	42711-K23-913	TIRE, RR.(DUNLOP) MAT AXIS GRAY METALLIC (80/100-18M/C 54P)	1	1	----- 2ID	
	42711-KTE-601	TIRE, RR.(MRF) (80/100-18 M/C 54P)	1	1	----- 2ID	
	42711-KTE-602	TIRE, RR.(TVS) (80/100-18 M/C 54P)	1	1	----- 2ID	
10	42753-KWF-901	VALVE, RIM(TRITON)	1	1	----- 2ID	
11	90128-KTE-910	BOLT, STUD, 8X20	4	4	----- 2ID	
12	90307-KTE-910	NUT, RR. AXLE SLEEVE(17MM) ..	1	1	----- 2ID	
13	90309-KTE-911	NUT, FLANGE SPECIAL, 8MM	4	4	----- 2ID	
14	90559-KTR-900	WASHER, RR. AXLE	1	1	----- 2ID	
15	91051-K23-902	BEARING, RADIAL BALL, 6203UU (SKF)	1	1	----- 2ID	
	91051-K23-904	BEARING, RADIAL BALL, 6203UU (FAG)	1	1	----- 2ID	
	91051-KWF-901	BEARING, RADIAL BALL, 6203(UU) (NSK)	1	1	----- 2ID	

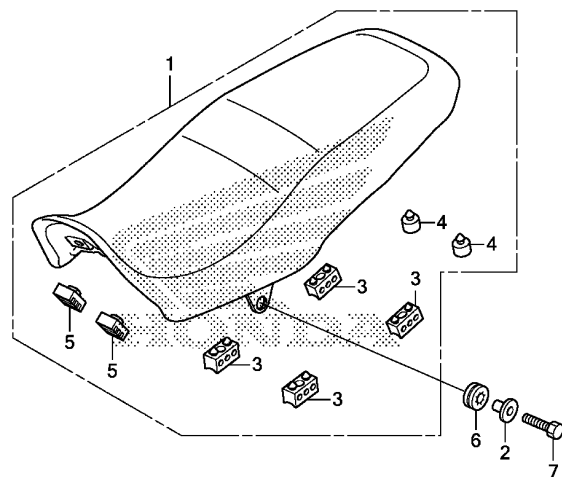


Ref. No.	Part No.	Description	Reqd. QTY		Serial No.	Parts catalogue code
			CB110 C E	CM E		
15)	91081-KYJ-711	BEARING, RADIAL BALL, 6203UU (NEI)	1	1	-----	2ID
16	91052-K23-903	BEARING, RADIAL BALL, 6301U (NEI)	2	2	-----	2ID
	91052-K23-905	BEARING, RADIAL BALL, 6301U (JTEKT)	2	2	-----	2ID
	91052-KWF-901	BEARING, RADIAL BALL, 6301(U) (NSK)	2	2	-----	2ID
	91052-KWW-A81	BEARING, RADIAL BALL, 6301U (SKF)	2	2	-----	2ID
	91053-KWW-642	BEARING, RADIAL BALL, 6301U (FAG)	2	2	-----	2ID
17	91251-KGH-901	DUST SEAL, 27X40X4.5 (ARAI) ..	1	1	-----	2ID
18	91304-704-000	O-RING, 42MM	1	1	-----	2ID



Ref. No.	L.O.N.	(Relative ref. Number) Description	F.R.T.
1	310110	COCK ASSY., FUEL	0.2
2	310115	SCREEN, FUEL STRAINER	0.2
3	3101A6	CUP, FUEL STRAINER	0.1
4	310100	TANK, FUEL	0.3
10		(12)	
	617105	FUEL TANK SENDING UNIT	0.3

Ref. No.	Part No.	Description	Reqd. QTY		Serial No.	Parts catalogue code
			CB110 C E	CM E		
1	16950-KZA-W01	COCK ASSY., FUEL(UCAL)	1	1		
2	16954-KZA-W00	SCREEN SET, FUEL STRAINER ... (UCAL)	1	1		
3	16955-KZA-W00	CUP SET, FUEL STRAINER	1	1		
4	17500-K23-900ZA	TANK SET, FUEL(WL)				
		TYPE6.....	1	1		
	17500-K23-900ZB	*TYPE5*.....	1	1		
	17500-K23-900ZC	*TYPE4*.....	1	1		
	17500-K23-900ZD	*TYPE3*.....	1	1		
	17500-K23-900ZE	*TYPE2*.....	1	1		
	17500-K23-900ZF	*TYPE1*.....	1	1		
5	17508-KVX-600	RUBBER, RR. FUEL TANK MOUNTING	1	1		
6	17509-K23-900	COLLAR, FUEL TANK MOUNT	1	1		
7	17611-KFN-850	CUSHION, FR. FUEL TANK	2	2		
8	17620-KSP-911	CAP COMP., FUEL FILLER	1	1		
9	17681-K14-900	TUBE, FUEL	1	1		
10	37800-K23-901	FUEL UNIT	1	1		
11	83551-376-000	GROMMET, SIDE COVER	2	2		
12	91305-443-740	O-RING, 39.5X5	1	1		
13	94050-06000	NUT, FLANGE, 6MM	4	4		
14	95002-02080	CLIP, TUBE(B8)	2	2		
15	95701-08035-08	BOLT, FLANGE, 8X35	1	1		



K238F2300

Ref. No.	L.O.N.	(Relative ref. Number) Description	F.R.T.
1	4131E4	SEAT :DOUBLE	0.1

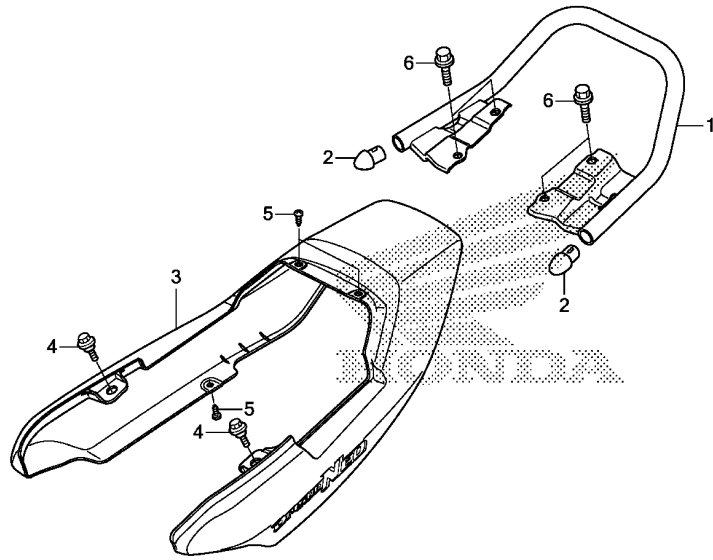
3

Ref. No.	Part No.	Description	Reqd. QTY		Serial No.	Parts catalogue code
			CB110 C E	CM E		
1	77200-K23-900ZA	SEAT ASSY., DOUBLE *TYPE1*	1	1		
2	77201-KYY-900	COLLAR, SEAT MOUNTING	2	2		
3	77204-KYA-600	RUBBER A, SEAT SETTING	4	4		
4	77206-KPP-T00	RUBBER, SEAT CUSHION	2	2		
5	77207-KYA-600	RUBBER B, SEAT SETTING	2	2		
6	77218-KYY-900	RUBBER, SEAT STAY	2	2		
7	92101-08028-0A	BOLT, HEX., 8X28	2	2		

F-23-10

REAR COWL

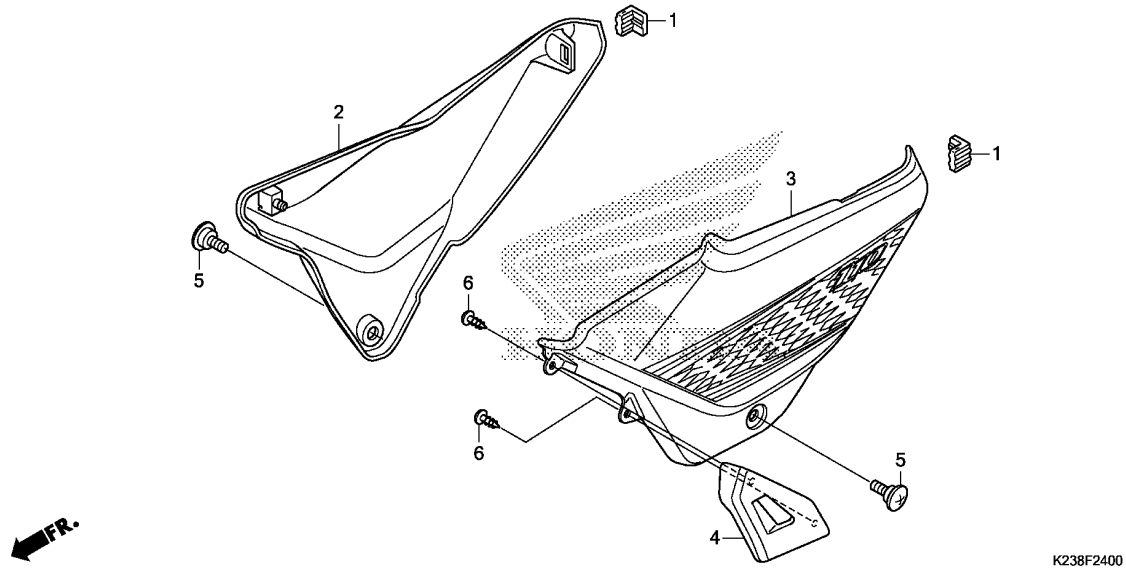
G 6



Ref. No.	L.O.N.	(Relative ref. Number) Description	F.R.T.
1	4131F6	RAIL, GRAB :REAR	0.2
3	411135	COWL, REAR	0.2

Ref. No.	Part No.	Description	Reqd. QTY		Serial No.	Parts catalogue code
			CB110 C E	CM E		
1	50400-K23-900	GRIP COMP., RR.	1	1		
2	50415-KTE-910	CAP, RR. GRIP END	2	2		
3	77220-K23-900ZG	COWL SET, RR. (WL)				
		TYPE3 1.....	1	1	----- 2ID	
	77220-K23-900ZT	*TYPE2 1*.....	1	1	----- 2ID	
	77220-K23-900ZK	*TYPE1*.....	1	1		
	77220-K23-900ZP	*TYPE5 3*.....	1	1		
	77220-K23-900ZQ	*TYPE4 3*.....	1	1		
4	90111-162-000	BOLT, FLANGE, 6MM	2	2		
5	93903-35280	SCREW, TAPPING, 5X12	4	4		
6	95701-08012-08	BOLT, FLANGE, 8X12	4	4		

3



Ref. No.	L.O.N.	(Relative ref. Number) Description	F.R.T.
2	4111H9	COVER, SIDE :RIGHT	0.1
3	4111H8	COVER, SIDE :LEFT	0.1
	4111J0	COVER, SIDE :BOTH	0.1

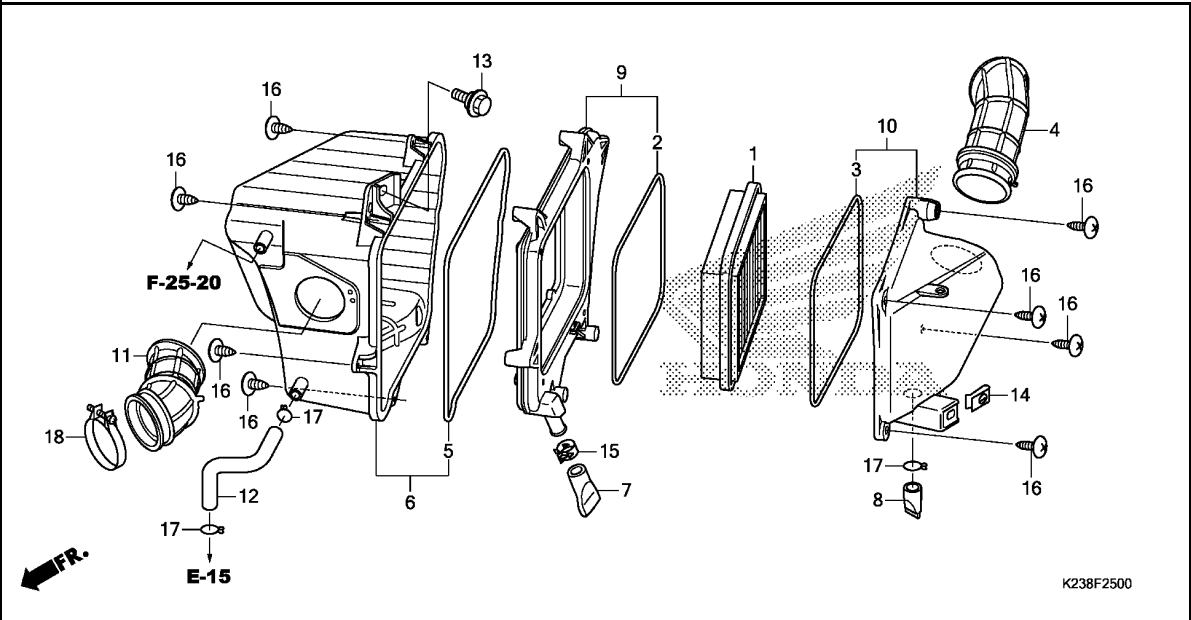
3

Ref. No.	Part No.	Description	Reqd. QTY		Serial No.	Parts catalogue code
			CB110 C E	CM E		
1	83502-KCC-900	GROMMET, SIDE COVER	2	2		
2	83520-K23-900ZA	COVER SET, R. SIDE(WL)				
		TYPE6.....	1	1		
	83520-K23-900ZB	*TYPE5*.....	1	1		
	83520-K23-900ZC	*TYPE4*.....	1	1		
	83520-K23-900ZD	*TYPE3*.....	1	1		
	83520-K23-900ZE	*TYPE2*.....	1	1		
	83520-K23-900ZF	*TYPE1*.....	1	1		
3	83620-K23-900ZA	COVER SET, L. SIDE(WL)				
		TYPE6.....	1	1		
	83620-K23-900ZB	*TYPE5*.....	1	1		
	83620-K23-900ZC	*TYPE4*.....	1	1		
	83620-K23-900ZD	*TYPE3*.....	1	1		
	83620-K23-900ZE	*TYPE2*.....	1	1		
	83620-K23-900ZF	*TYPE1*.....	1	1		
4	83740-K23-900	LID, SIDE COVER	1	1		
5	90104-KYY-900	SCREW, SPECIAL, 6X17	2	2		
6	93903-24220	SCREW, TAPPING, 4X10	2	2		

F-25

AIR CLEANER

G 8



Ref. No.	L.O.N.	(Relative ref. Number) Description	F.R.T.
1	3121J9	(2,3) ELEMENT, AIR CLEANER(A)	0.1
6	3121A5	CASE, AIR CLEANER	0.5
9	3121E8	CASE, SUB AIR CLEANER	0.4
10		(4) COVER, AIR CLEANER CASE	0.2
11	3121B6	TUBE, AIR CLEANER CONNECTING	0.5

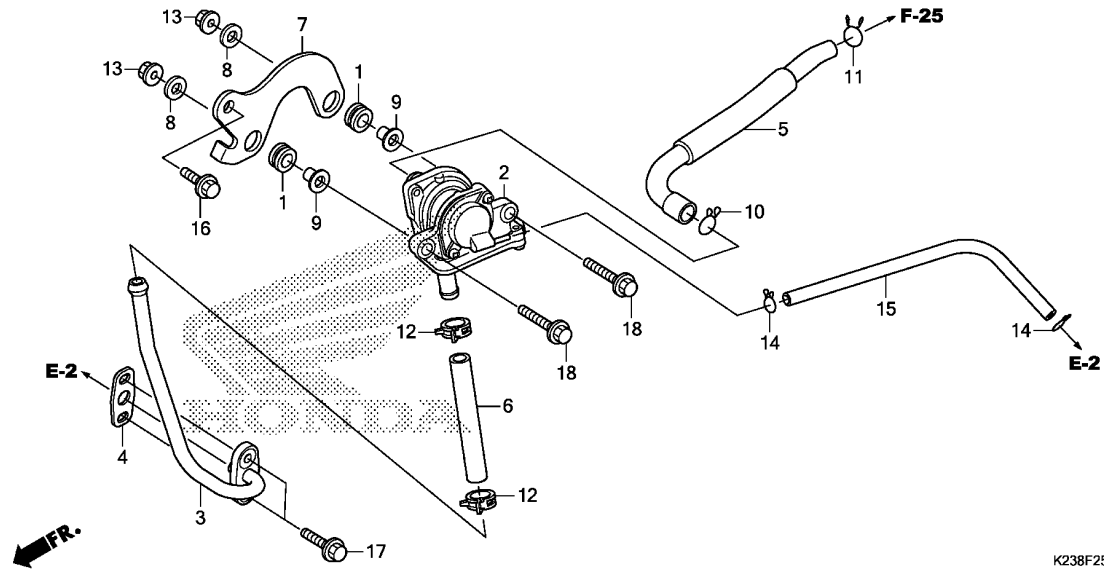
Ref. No.	Part No.	Description	Reqd. QTY		Serial No.	Parts catalogue code
			CB110 C E	CM E		
1	17211-K14-900	ELEMENT COMP., AIR CLEANER ..	1	1		
2	17214-KVX-600	SEAL, AIR CLEANER	1	1		
3	17214-KVX-600	SEAL, AIR CLEANER	1	1		
4	17219-K14-900	DUCT, AIR CLEANER	1	1		
5	17219-KTC-900	SEAL, AIR CLEANER CASE	1	1		
6	17225-K23-900	CASE SUB ASSY., AIR CLEANER ..	1	1		
7	17227-KTE-910	TUBE, VINYL, 11X15X40	1	1		
8	17234-KCC-941	TUBE, AIR CLEANER DRAIN	1	1		
9	17235-K14-900	HOLDER SUB ASSY., AIR CLEANER	1	1		
10	17245-K23-900	COVER SUB ASSY., AIR CLEANER	1	1		
11	17253-K14-900	TUBE, AIR CLEANER CONNECTING	1	1		
12	17371-KZA-W00	TUBE, BREATHER	1	1		
13	90111-162-000	BOLT, FLANGE, 6MM	1	1		
14	90311-KSH-900	NUT, CLIP, 6MM	1	1		
15	91406-KFN-850	CLAMP, TUBE(D14.5)	1	1		
16	93903-25480	SCREW, TAPPING, 5X20	10	10		
17	95002-02130	CLIP, TUBE(B12.5)	3	3		
18	95018-46320	BAND, AIR CLEANER CONNECTING				
		TUBE(46)	1	1		

3

F-25-20

AIR SUCTION VALVE

G 9

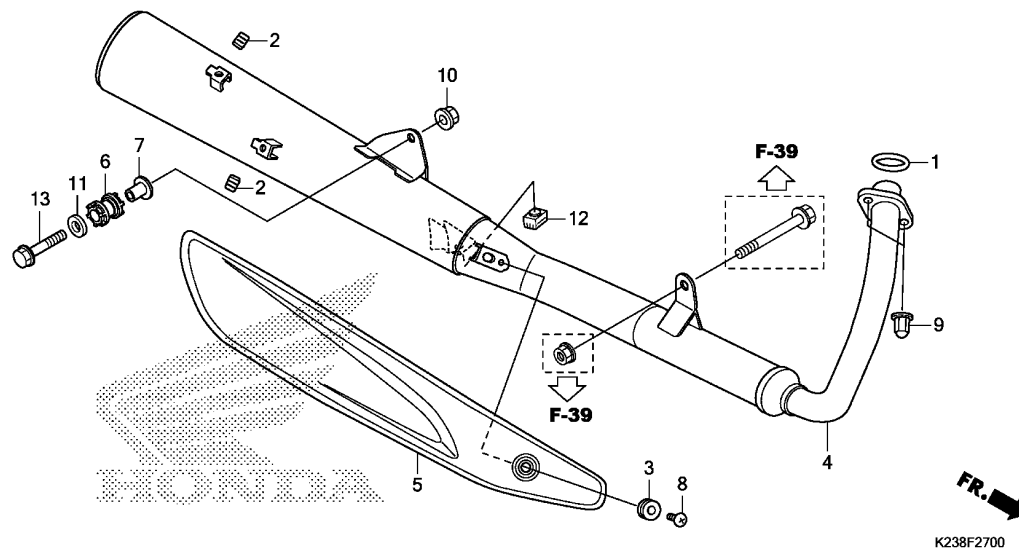


Ref. No.	L.O.N.	(Relative ref. Number) Description	F.R.T.
2	314130	VALVE, SECONDARY AIR CONTROL (4)	0.2
3	3111D1	PIPE, SECONDARY AIR	0.1

K238F2520

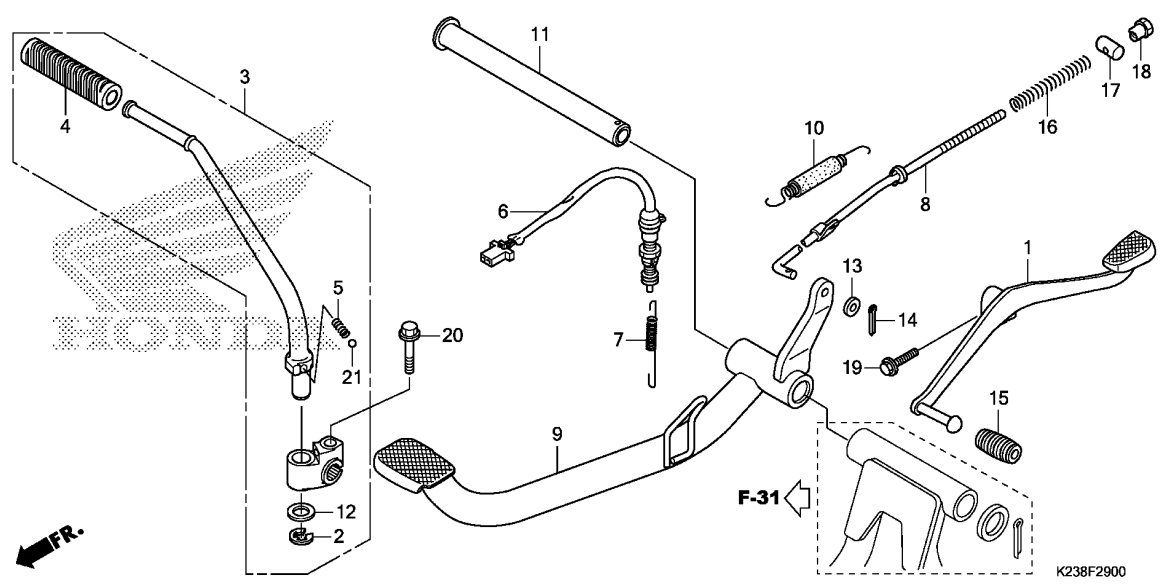
Ref. No.	Part No.	Description	Reqd. QTY		Serial No.	Parts catalogue code
			CB110 C E	CM E		
1	17622-GB7-900	RUBBER, CUSHION	2	2		
2	18600-K23-901	VALVE ASSY., AIR SUCTION	1	1		
3	18640-K14-900	PIPE COMP., AIR FEED	1	1		
4	18645-KPH-C00	GASKET, AIR FEED PIPE	1	1		
5	18651-K14-900	TUBE A, AIR SUCTION VALVE	1	1		
6	18652-KZA-W00	TUBE B, AIR SUCTION VALVE	1	1		
7	50535-KZA-W00	BRACKET, AIR SUCTION VALVE	1	1		
8	90450-ZA0-000	WASHER, PLAIN, 6X16	2	2		
9	90501-KC2-750	WASHER, REGULATOR SETTING	2	2		
10	90651-K14-900	CLIP, TUBE(B15)	1	1		
11	90651-MK3-780	CLIP, TUBE(B12.5)	1	1		
12	90678-MR1-690	CLIP, HOSE	2	2		
13	94050-06000	NUT, FLANGE, 6MM	2	2		
14	95002-02070	CLIP, TUBE(B7)	2	2		
15	95005-35250-20	TUBE, 3.5X250(95005-35001-20M)	1	1		
16	95701-06012-08	BOLT, FLANGE, 6X12	1	1		
17	95701-06020-00	BOLT, FLANGE, 6X20	2	2		
18	96001-06028-00	BOLT, FLANGE, 6X28	2	2		

3



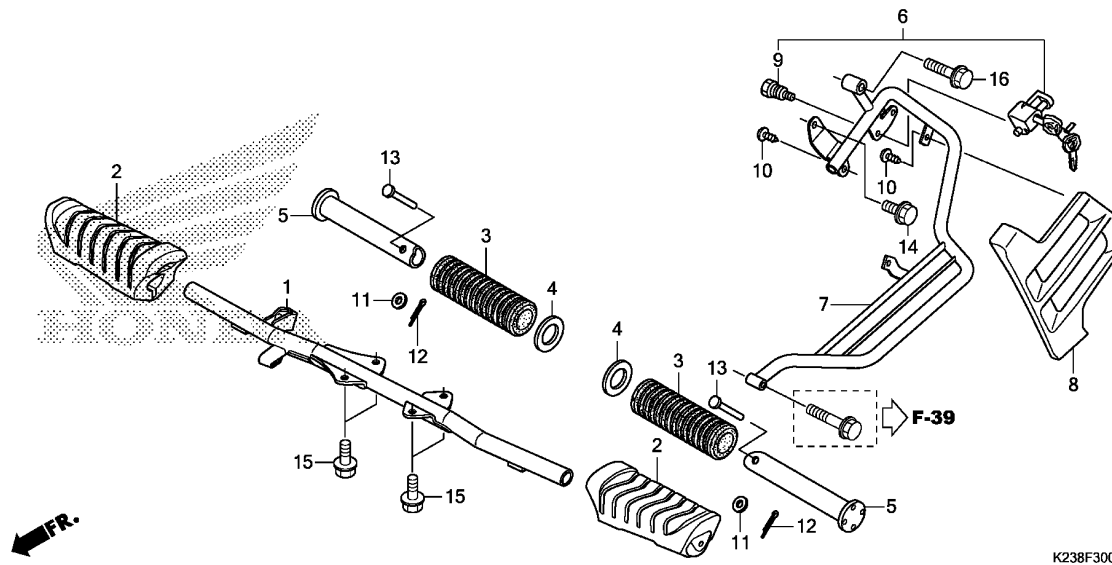
Ref. No.	L.O.N.	(Relative ref. Number) Description	F.R.T.
1	3131B4	GASKET, EXHAUST PIPE	0.2
4	313120	MUFFLER	0.2
5	313121	PROTECTOR, MUFFLER	0.1

Ref. No.	Part No.	Description	Reqd. QTY		Serial No.	Parts catalogue code
			CB110 C E	CM E		
1	18291-GE2-921	GASKET, EX. PIPE	1	1		
2	18293-MCA-A20	RUBBER, PROTECTOR PACKING ...	2	2		
3	18345-MBT-610	RUBBER, PROTECTOR MOUNTING ..	1	1		
4	18350-K23-900	MUFFLER COMP., EX.	1	1		
5	18355-K23-900	COVER, MUFFLER	1	1		
6	18421-KBA-900	RUBBER, MUFFLER MOUNTING	1	1		
7	18422-KBA-900	COLLAR, MUFFLER MOUNTING	1	1		
8	90113-GFP-B00	SCREW, PAN, 6X12	1	1		
9	90305-KSP-900	NUT, EXHAUST PIPE, 8MM	2	2		
10	94050-08000	NUT, FLANGE, 8MM	1	1		
11	94103-08000	WASHER, PLAIN, 8MM	1	1		
12	95011-61000	RUBBER A, STAND STOPPER	1	1		
13	95801-08045-08	BOLT, FLANGE, 8X45	1	1		



Ref. No.	L.O.N.	(Relative ref. Number) Description	F.R.T.
1	4101A1	PEDAL, GEAR CHANGE	0.1
3	112107	ARM, KICK STARTER	0.1
6	6151B5	SWITCH, REAR STOP :PEDAL SIDE	0.2
8	811135	ROD, REAR BRAKE	0.4
9	810160	PEDAL, REAR BRAKE	0.5
10	8101A8	SPRING, BRAKE PEDAL	0.2

Ref. No.	Part No.	Description	Reqd. QTY		Serial No.	Parts catalogue code
			CB110 C E	CM E		
1	24701-K14-900	PEDAL, GEAR CHANGE	1	1		
2	28293-333-000	CLIP, KICK STARTER ARM	1	1		
3	28300-K14-900	ARM ASSY., KICK STARTER	1	1		
4	28311-KWS-900	RUBBER, KICK STARTER	1	1		
5	28333-KK0-000	SPRING, KICK STARTER	1	1		
6	35350-K23-901	SWITCH ASSY., RR. STOP	1	1		
7	35357-K14-900	SPRING, STOP SWITCH	1	1		
8	43451-K23-900	ROD COMP., RR. BRAKE	1	1		
9	46500-K23-900	PEDAL COMP., BRAKE	1	1		
10	46510-K21-900	SPRING SET, BRAKE PEDAL	1	1		
11	50526-K23-900	SHAFT, MAIN STAND PIVOT	1	1		
12	90505-KRM-860	WASHER, 15.5X22	1	1		
13	94101-05800	WASHER, PLAIN, 5MM	1	1		
14	94201-20120	PIN, SPLIT, 2.0X12	1	1		
15	95011-40000	RUBBER, CHANGE PEDAL	1	1		
16	95014-73100	SPRING A, BRAKE ROD	1	1		
17	95015-32001	JOINT B, BRAKE ARM	1	1		
18	95015-42000	NUT B, BRAKE ROD ADJUSTING ..	1	1		
19	95701-06020-00	BOLT, FLANGE, 6X20	1	1		
20	95701-08035-00	BOLT, FLANGE, 8X35	1	1		
21	96211-08000	BALL, STEEL, #8(1/4)	1	1		



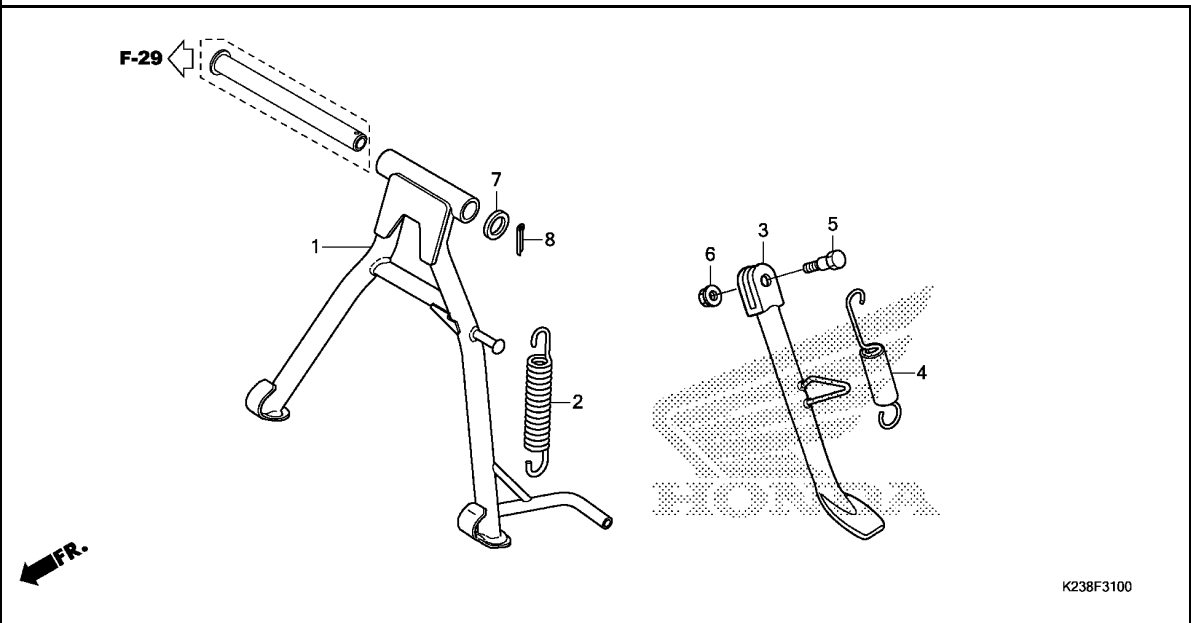
Ref. No.	L.O.N.	(Relative ref. Number) Description	F.R.T.
1	410145	BAR, STEP	0.3
2	4101D3	RUBBER, STEP :LEFT	0.1
	4101D4	RUBBER, STEP :RIGHT	0.1
	4101L8	RUBBER, STEP :BOTH	0.1
5		(3)	
	4101C7	BAR, PILLION STEP :LEFT	0.1
	4101C8	BAR, PILLION STEP :RIGHT	0.1
	4101P4	BAR, PILLION STEP :BOTH	0.2
7	4101W5	GUARD, PILLION STEP	0.3

Ref. No.	Part No.	Description	Reqd. QTY		Serial No.	Parts catalogue code
			CB110 C E	CM E		
1	50610-K14-900	BAR COMP., STEP	1	1		
2	50661-K14-900	RUBBER, STEP	2	2		
3	50710-KTE-910	RUBBER, PILLION STEP	2	2		
4	50712-405-000	WASHER, PILLION STEP	2	2		
5	50715-405-000	BAR, PILLION STEP	2	2		
6	50730-K14-900	HOLDER SET, HELMET	(1)	(1)		
7	51103-K14-900	GUARD A, SARI	1	1		
8	51104-K14-900	GUARD B, SARI	1	1		
9	90107-449-000	BOLT, HELMET HOLDER SETTING	(1)	(1)		
10	93903-35220	SCREW, TAPPING, 5X12	2	2		
11	94101-06000	WASHER, PLAIN, 6MM	2	2		
12	94201-16120	PIN, SPLIT, 1.6X12	2	2		
13	95015-81000	PIN A, PILLION STEP	2	2		
14	95701-08014-00	BOLT, FLANGE, 8X14	1	1		
15	95701-08018-08	BOLT, FLANGE, 8X18	4	4		
16	95701-08035-00	BOLT, FLANGE, 8X35	1	1		

F-31

STAND

G13

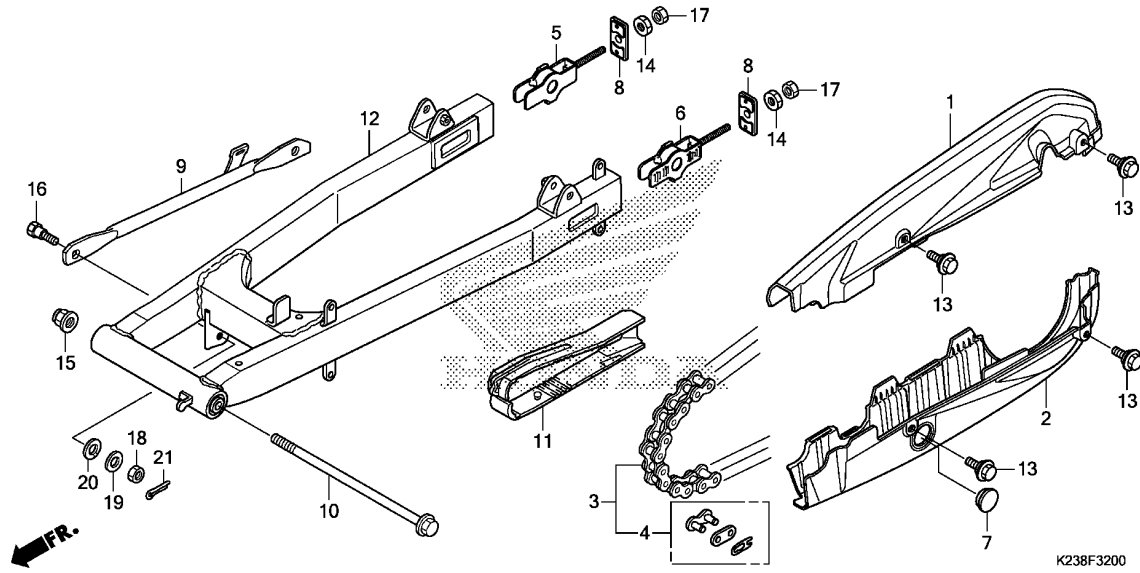


Ref. No.	L.O.N.	(Relative ref. Number) Description	F.R.T.
1	410175	STAND, MAIN	0.5
2	410176	SPRING, MAIN STAND	0.2
3	410180	BAR, SIDE STAND	0.2
4	410182	SPRING, SIDE STAND	0.1

K238F3100

3

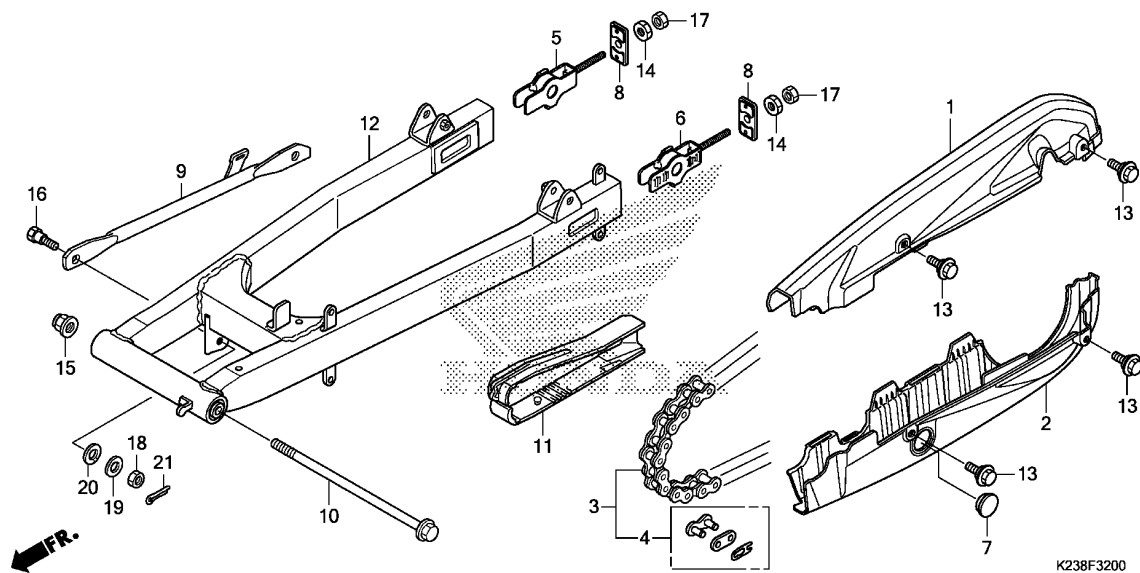
Ref. No.	Part No.	Description	Reqd. QTY		Serial No.	Parts catalogue code
			CB110 C E	CM E		
1	50500-K23-900	STAND COMP., MAIN	1	1		
2	50520-K21-900	SPRING, MAIN STAND	1	1		
3	50530-K14-900	BAR COMP., SIDE STAND	1	1		
4	50532-KZA-W00	SPRING ASSY., SIDE STAND	1	1		
5	90107-GN1-010	SCREW, SIDE STAND PIVOT	1	1		
6	90304-KTE-911	NUT, FLANGE SPECIAL, 10MM (SIMMODS MARSHALL)	1	1		
7	90521-028-000	WASHER, 17X22	1	1		
8	94201-30300	PIN, SPLIT, 3.0X30	1	1		



Ref. No.	L.O.N.	(Relative ref. Number) Description	F.R.T.
1	4101L9	CASE, DRIVE CHAIN :UPPER	0.1
2	4101M0	CASE, DRIVE CHAIN :LOWER	0.1
	4101P7	CASE, DRIVE CHAIN :BOTH	0.1
3	213165	CHAIN, DRIVE	0.3
9	7111H2	ARM, REAR BRAKE STOPPER	0.2
11	4101E5	SLIDER, CHAIN	0.2
12	5121B0	SWINGARM ASSEMBLY	0.8

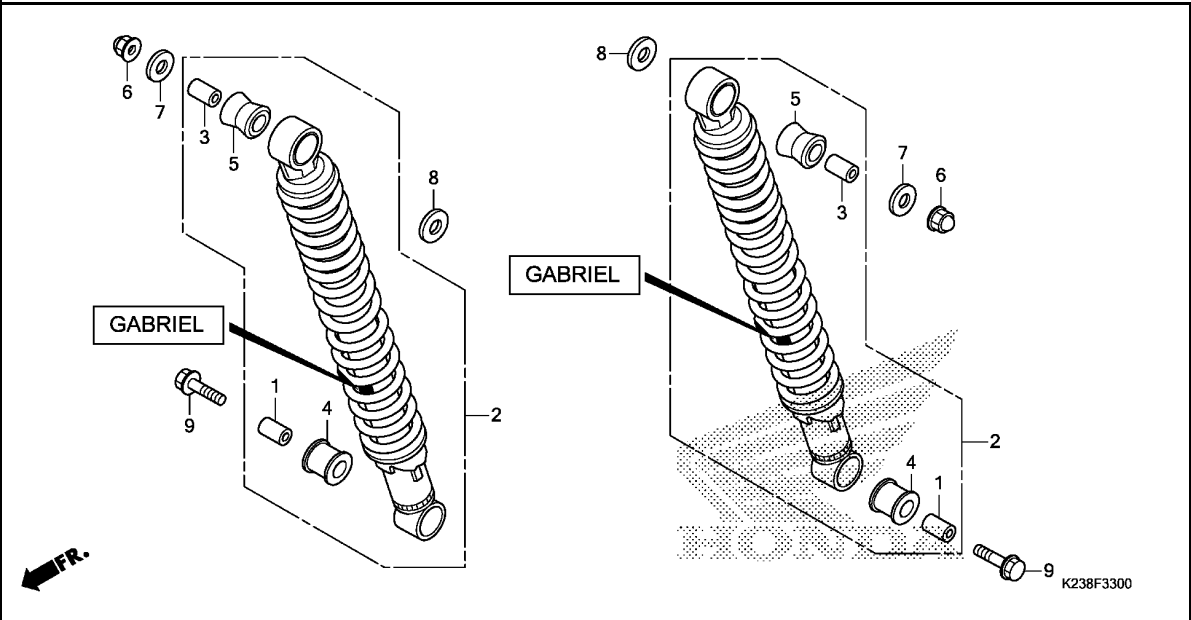
Ref. No.	Part No.	Description	Reqd. QTY		Serial No.	Parts catalogue code
			CB110 C E	CM E		
1	40510-K23-900	CASE, DRIVE CHAIN UPPER	1	1		
2	40520-K23-900	CASE, DRIVE CHAIN LOWER	1	1		
3	40530-K23-901	CHAIN, DRIVE(DID420AD-114RB)	1	1		
	40530-K23-903	CHAIN, DRIVE(LGB R420BS-114L)	1	1		
	40530-K23-905	CHAIN, DRIVE(TIDC420-114L) ..	1	1		
4	40531-KST-941	JOINT, DRIVE CHAIN(TIDC)	1	1		
	40531-KTE-912	JOINT, DRIVE CHAIN(LGB)	1	1		
	40531-KWB-601	JOINT, DRIVE CHAIN(DAIDO) ...	1	1		
5	40543-K14-900	ADJUSTER COMP., R. CHAIN	1	1		
6	40544-K14-900	ADJUSTER COMP., L. CHAIN	1	1		
7	40545-K23-900	CAP, CHAIN CASE PEEP HOLE ...	1	1		
8	40546-KWF-900	CAP, SWINGARM END	2	2		
9	43431-K23-900	ARM COMP., RR. BRAKE STOPPER ..	1	1		
10	52101-KZA-W00	BOLT, SWINGARM PIVOT	1	1		
11	52170-K23-900	SLIDER, CHAIN	1	1		
12	52200-K23-900	SWINGARM SUB ASSY., RR.	1	1		
13	90111-162-000	BOLT, FLANGE, 6MM	4	4		
14	90302-KBP-900	NUT, SPECIAL, 6MM	2	2		
15	90306-KST-942	NUT, FLANGE, 12MM				
		(LEO FASTENERS)	1	1		
	90306-KTE-911	NUT, FLANGE SPECIAL, 12MM				
		(SIMMONDS MARSHALL)	1	1		
16	92812-10000	BOLT A, STOPPER ARM	1	1		
17	94001-06000-0S	NUT, HEX., 6MM	2	2		
18	94001-08000-0S	NUT, HEX., 8MM	1	1		
19	94101-08000	WASHER, PLAIN, 8MM	1	1		





Ref. No.	Part No.	Description	Reqd. QTY		Serial No.	Parts catalogue code
			CB110 C E	CM E		

20	94111-10000	WASHER, SPRING, 10MM	1	1		
21	94201-20150	PIN, SPLIT, 2.0X15	1	1		



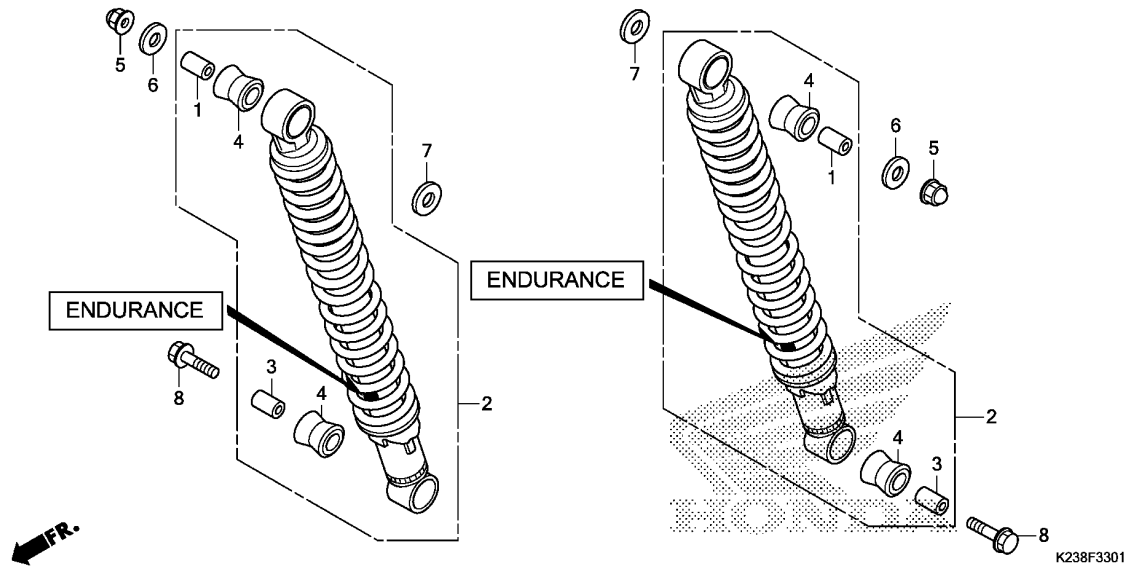
Ref. No.	L.O.N.	(Relative ref. Number) Description	F.R.T.
2	5121B6	CUSHION ASSY., REAR :LEFT	0.1
	5121B7	CUSHION ASSY., REAR :RIGHT	0.1
	5121B8	CUSHION ASSY., REAR :BOTH	0.2

Ref. No.	Part No.	Description	Reqd. QTY		Serial No.	Parts catalogue code
			CB110 C E	CM E		
1	52487-KWS-901	COLLAR, RUBBER BUSH(GABRIEL)	2	2		
2	52400-K23-901	CUSHION ASSY., RR.(GABRIEL)	2	2		
3	52486-KWS-901	COLLAR, RUBBER BUSH(GABRIEL)	2	2		
4	52489-K23-901	BUSH, RUBBER(GABRIEL)	2	2		
5	52489-KWS-901	BUSH, RUBBER(GABRIEL)	2	2		
6	90301-K23-900	NUT, FLANGE CAP, 10MM	2	2		
7	90551-KTE-910	WASHER, SPECIAL, 10MM	2	2		
8	94101-12000	WASHER, PLAIN, 12MM	2	2		
9	95801-10035-00	BOLT, FLANGE, 10X35	2	2		

F-33-1

REAR CUSHION(ENDURANCE)

H 1



Ref. No.	L.O.N.	(Relative ref. Number) Description	F.R.T.
2	5121B6	CUSHION ASSY., REAR :LEFT	0.1
	5121B7	CUSHION ASSY., REAR :RIGHT ...	0.1
	5121B8	CUSHION ASSY., REAR :BOTH	0.2

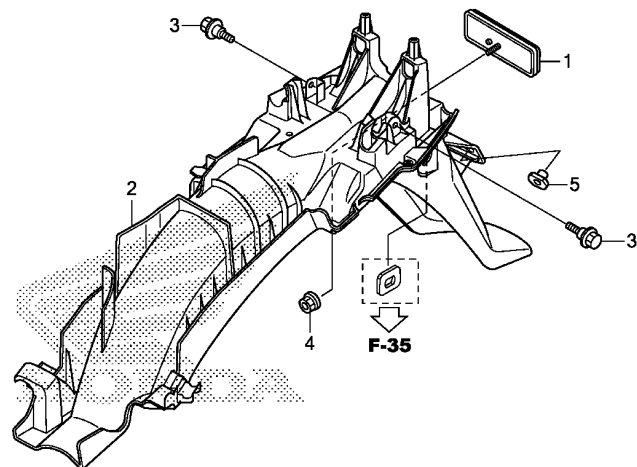
3

Ref. No.	Part No.	Description	Reqd. QTY		Serial No.	Parts catalogue code
			CB110 C E	CM E		
1	52485-K23-902	COLLAR, RUBBER BUSH	2	2		
2	52400-K23-902	CUSHION ASSY., RR.(ENDURANCE)	2	2		
3	52486-K23-902	COLLAR, RUBBER BUSH	2	2		
4	52495-K23-902	BUSH, RUBBER	2	2		
5	90301-K23-900	NUT, FLANGE CAP, 10MM	2	2		
6	90551-KTE-910	WASHER, SPECIAL, 10MM	2	2		
7	94101-12000	WASHER, PLAIN, 12MM	2	2		
8	95801-10035-00	BOLT, FLANGE, 10X35	2	2		

F-34

REAR FENDER

H 2



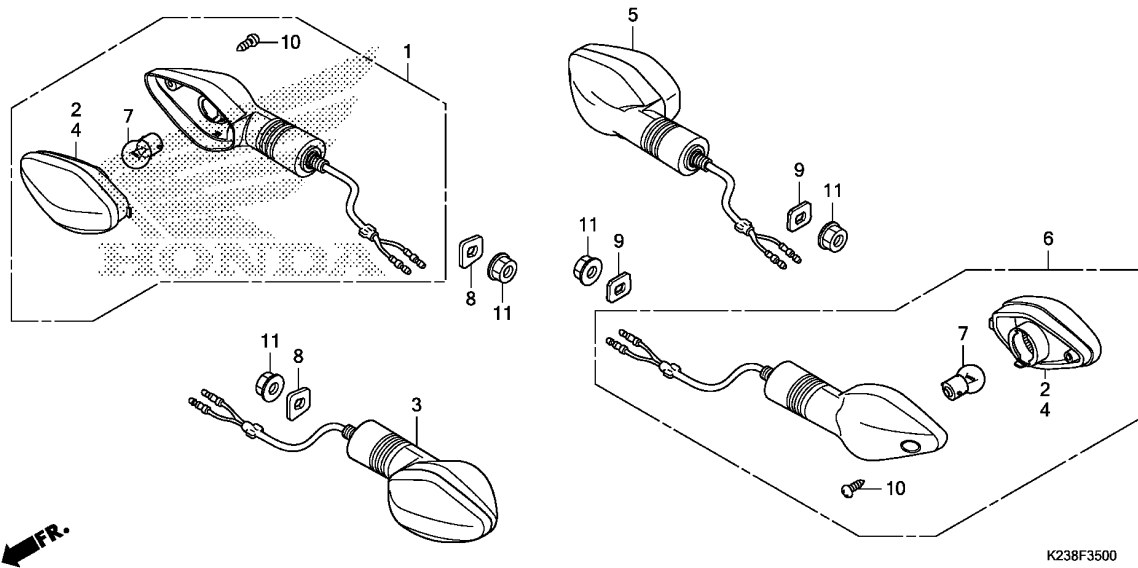
K238F3400

Ref. No.	L.O.N.	(Relative ref. Number) Description	F.R.T.
----------	--------	------------------------------------	--------

2	413102	FENDER, REAR	0.5
---	--------	--------------------	-----

Ref. No.	Part No.	Description	Reqd. QTY		Serial No.	Parts catalogue code
			CB110 C E	CM E		
1	33741-KPL-902	REFLECTOR, REFLEX	1	1		
2	80100-K23-900	FENDER, RR.	1	1		
3	90111-162-000	BOLT, FLANGE, 6MM	2	2		
4	90301-KWN-901	NUT, U, 5MM	1	1		
5	90311-KTE-910	NUT, RR. FENDER	2	2		

3



Ref. No.	L.O.N.	(Relative ref. Number) Description	F.R.T.
1	6161C4	WINKER :RIGHT FRONT	0.2
3	6161C3	WINKER :LEFT FRONT	0.2
	6161C5	WINKER :BOTH FRONT	0.3
5	6161C7	WINKER :RIGHT REAR	0.2
6	6161C6	WINKER :LEFT REAR	0.2
	6161C8	WINKER :BOTH REAR	0.3
7		(2,4)	
	616133	BULB, WINKER :FRONT	0.1
		.NOTE: Same time for two units	
	616139	BULB, WINKER :REAR	0.1
		.NOTE: Same time for two units	
	6161G0	BULB, WINKER :FOR 1 VEHICLE ..	0.2

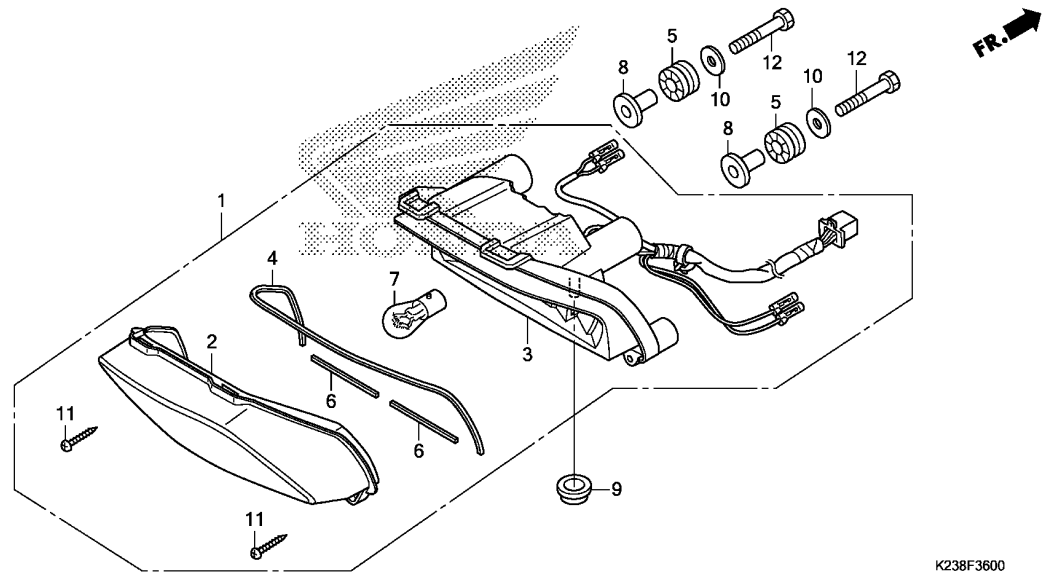
3

Ref. No.	Part No.	Description	Reqd. QTY		Serial No.	Parts catalogue code
			CB110 C E	CM E		
1	33400-K23-901	WINKER ASSY., R. FR.(12V 10W)	1	1		
2	33403-K23-901	LENS COMP., R. (R. FR./L. RR.)	2	2		
3	33450-K23-901	WINKER ASSY., L. FR.(12V 10W)	1	1		
4	33453-K23-901	LENS COMP., L. (L. FR./R. RR.)	2	2		
5	33600-K23-901	WINKER ASSY., R. RR.(12V 10W)	1	1		
6	33650-K23-901	WINKER ASSY., L. RR.(12V 10W)	1	1		
7	34904-K23-900	BULB, WINKER LIGHT(R10W)	4	4		
8	61315-K14-900	PLATE, FR. WINKER	2	2		
9	80103-KWS-900	STAY, RR. WINKER	2	2		
10	93901-34380	SCREW, TAPPING, 4X12	4	4		
11	94050-10000	NUT, FLANGE, 10MM	4	4		

F-36

TAILLIGHT

H 4

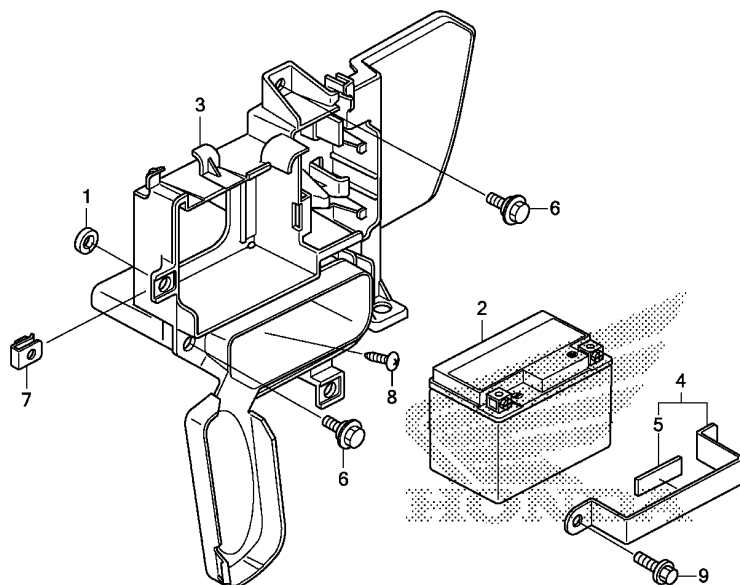


K238F3600

Ref. No.	L.O.N.	(Relative ref. Number) Description	F.R.T.
1	6161H2	TAILLIGHT ASSEMBLY	0.2
3	6161E2	BASE, TAILLIGHT	0.2
7		(2,4,6)	
	6161G1	BULB, TAILLIGHT	0.1

Ref. No.	Part No.	Description	Reqd. QTY		Serial No.	Parts catalogue code
			CB110 C E	CM E		
1	33701-K23-901	TAILLIGHT UNIT(12V 21/5W) ...	1	1		
2	33703-K23-901	LENS COMP., TAILLIGHT	1	1		
3	33704-K23-901	BASE COMP., TAILLIGHT	1	1		
4	33705-K23-901	PACKING, LENS	1	1		
5	33705-KW7-900	RUBBER A, TAILLIGHT MOUNTING	2	2		
6	33707-K23-901	PACKING, LENS	2	2		
7	34907-KVN-901	BULB, TAIL & STOP LIGHT (12V 21/5W)	1	1		
8	61104-K23-900	COLLAR, FR. FENDER	2	2		
9	83601-MN5-000	GROMMET, SIDE COVER	1	1		
10	90401-KTJ-900	WASHER, 6.3X22X1.2	2	2		
11	93901-24380	SCREW, TAPPING, 4X12	2	2		
12	95701-06025-00	BOLT, FLANGE, 6X25	2	2		

3

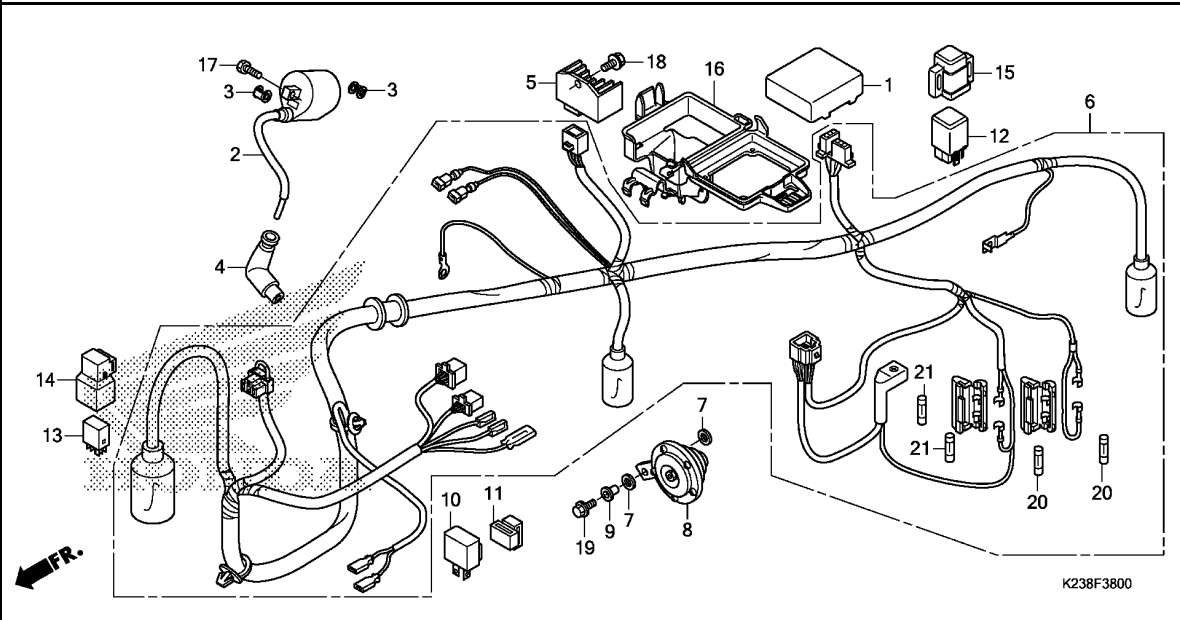


K238F3700

Ref. No.	L.O.N.	(Relative ref. Number) Description	F.R.T.
2	610100	BATTERY	0.2
3	410185	BOX, BATTERY	0.3

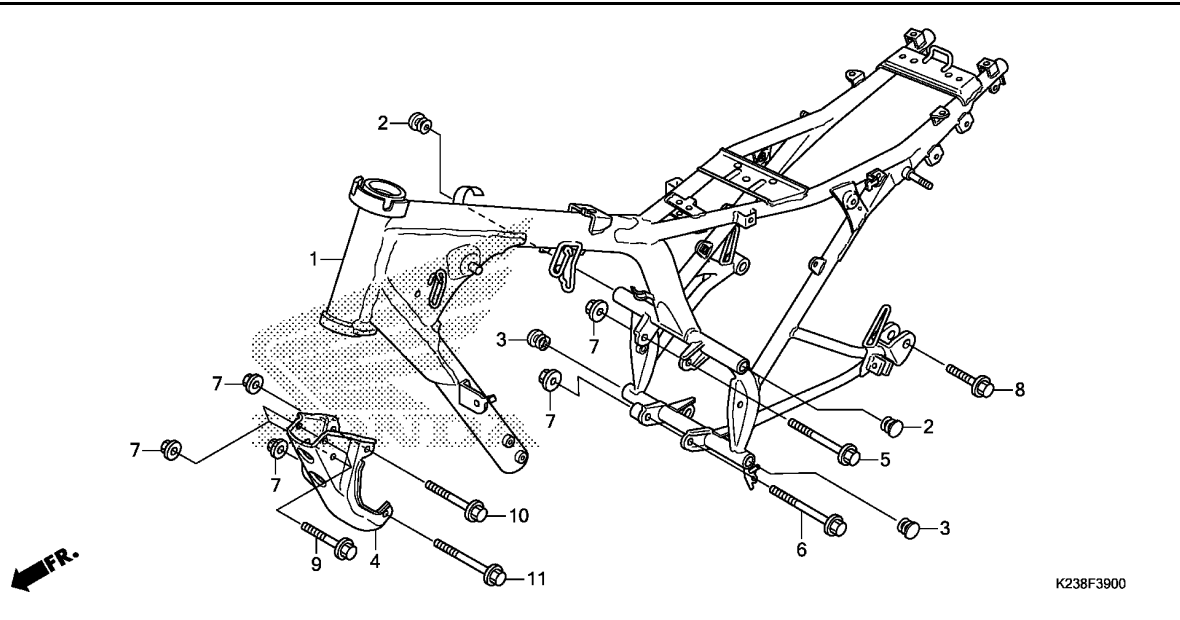
3

Ref. No.	Part No.	Description	Reqd. QTY		Serial No.	Parts catalogue code
			CB110 C E	CM E		
1	17223-KVX-600	COLLAR, AIR CLEANER	1	1		
2	31500-KWS-801	BATTERY ASSY. (ETZ3-BS) (FURUKAWA)	1	-		
	31500-KWS-901	BATTERY ASSY. (ETZ3) (EXIDE) ..	1	-		
	31500-KVT-801	BATTERY ASSY. (ETZ4-BS) (EXIDE)	-	1		
	31500-KVT-941	BATTERY ASSY. (ETZ4) (EXIDE) ..	-	1		
3	50325-K23-900	BOX, BATTERY	1	1		
4	50326-KZA-W00	BAND, BATTERY	1	1		
5	77211-KVE-900	CUSHION, RR. COWL	1	1		
6	90111-162-000	BOLT, FLANGE, 6MM	2	2		
7	90311-MT3-000	NUT, CLIP, 6MM	2	2		
8	93903-25380	SCREW, TAPPING, 5X16	1	1		
9	95701-06016-08	BOLT, FLANGE, 6X16	1	1		



Ref. No.	L.O.N.	(Relative ref. Number) Description	F.R.T.
1	6141A1	IGNITION CONTROL MODULE	0.4
2	614105	COIL, IGNITION	0.3
5	6131B2	RECTIFIER, REGULATE	0.4
6	611100	HARNESS, WIRE	1.0
8	616169	HORN	0.1
10	6111C3	RELAY, WINKER	0.3
12	6111C5	RELAY, STARTER	0.2
13	6111M4	RELAY, PASSING	0.3

Ref. No.	Part No.	Description	Reqd. QTY		Serial No.	Parts catalogue code
			CB110 C E	CM E		
1	30410-K23-901	SPARK UNIT COMP.	1	1		
2	30500-K14-901	COIL ASSY., IGNITION	1	1		
3	30520-GFM-900	SPACER, IGNITION COIL	2	2		
4	30700-K14-901	CAP ASSY., NOISE SUPPRESSOR	1	1		
5	31600-KTE-601	RECTIFIER COMP., REGULATOR	1	1		
6	32100-K23-900	HARNESS, WIRE	1	-		
	32100-K23-910		-	1		
7	33714-KL3-620	RUBBER, TAILLIGHT BRACKET	2	2		
8	38110-K14-901	HORN COMP.	1	1		
9	38117-KFE-701	COLLAR, HORN SETTING	1	1		
10	38301-KWS-901	RELAY COMP., WINKER	1	1		
11	38306-GE7-000	SUSPENSION, WINKER RELAY	1	1		
12	38501-KPL-901	RELAY COMP., STARTER	-	1		
13	38502-KSP-910	RELAY COMP., POWER				
		(MICRO ISO 5P)	1	1		
14	38506-K23-900	SUSPENSION, POWER RELAY	1	1		
15	38506-K23-910	SUSPENSION, STARTER RELAY	-	1		
16	50370-K23-900	HOLDER, C.D.I. UNIT	1	1		
17	92101-06020-4J	BOLT, HEX., 6X20	2	2		
18	95701-06012-00	BOLT, FLANGE, 6X12	1	1		
19	95701-06020-00	BOLT, FLANGE, 6X20	1	1		
20	98200-11000	FUSE A(10A)	2	2		
21	98200-11500	FUSE(15A)	2	2		



Ref. No.	L.O.N.	(Relative ref. Number) Description	F.R.T.
1	410100	BODY, FRAMEINCLUDES: Engine removal and installation	5.5
4	4101N0	PLATE, FRONT ENGINE HANGER ...	0.2

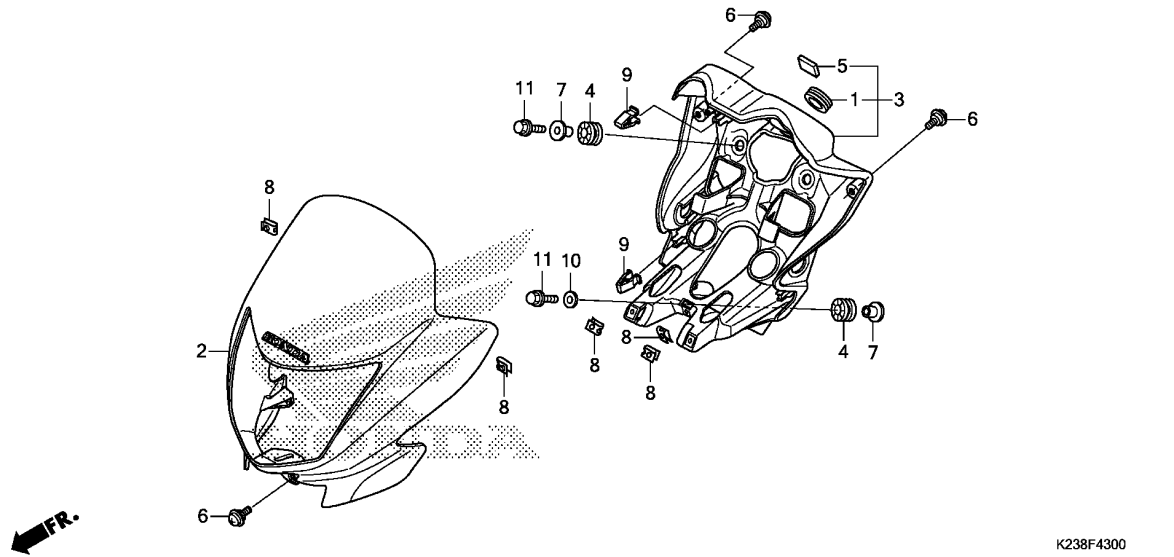


Ref. No.	Part No.	Description	Reqd. QTY		Serial No.	Parts catalogue code
			CB110 C E	CM E		
1	50100-K23-900	BODY COMP., FRAME	1	1		
2	50315-H06-000	CAP, PIPE END	2	2		
3	50315-KYY-900	CAP, PIPE END	2	2		
4	50351-K14-900	PLATE, FR. ENGINE HANGER	1	-		
	50351-K14-910	-	1		
5	90019-399-010	BOLT, FLANGE, 10X110	1	1		
6	90132-K14-900	BOLT, FLANGE, 10X135	1	1		
7	94050-10000	NUT, FLANGE, 10MM	6	6		
8	95701-08035-00	BOLT, FLANGE, 8X35	1	1		
9	95801-10065-00	BOLT, FLANGE, 10X65	2	2		
10	95801-10085-00	BOLT, FLANGE, 10X85	1	1		
11	95801-10095-00	BOLT, FLANGE, 10X95	1	1		

F-43

FRONT VISOR

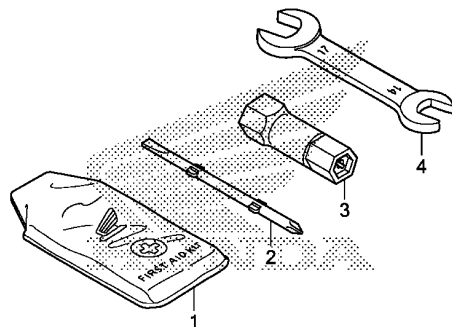
H 8



Ref. No.	L.O.N.	(Relative ref. Number) Description	F.R.T.
2	4111L3	COWL, FRONT CENTER	0.3
3	413135	COVER, HEADLIGHT	0.5

Ref. No.	Part No.	Description	Reqd. QTY		Serial No.	Parts catalogue code
			CB110 C E	CM E		
1	37312-KT2-000	GROMMET, COMBINATION SWITCH -	1	1		
2	61300-K23-900ZJ	VISOR SET, FR.(WL) *TYPE1*	1	1		
3	61310-K23-900	COVER ASSY., HEADLIGHT RR. ..	1	1		
4	64615-KR1-860	RUBBER, LOWER COWL MOUNTING -	4	4		
5	86150-KWS-601	EMBLEM, PRODUCT(SJS)	1	1		
6	90101-GEO-000	SCREW, HINGE PATCH	3	3		
7	90310-KWS-900	COLLAR, FR. COWL	4	4		
8	90320-GC3-000	NUT, SPRING, 5MM	5	5		
9	90666-SDA-A01	CLIP, SNAP FITTING(PO) (NATURAL)	3	3		
10	94103-06800	WASHER, PLAIN, 6MM	2	2		
11	95701-06022-08	BOLT, FLANGE, 6X22	4	4		

3

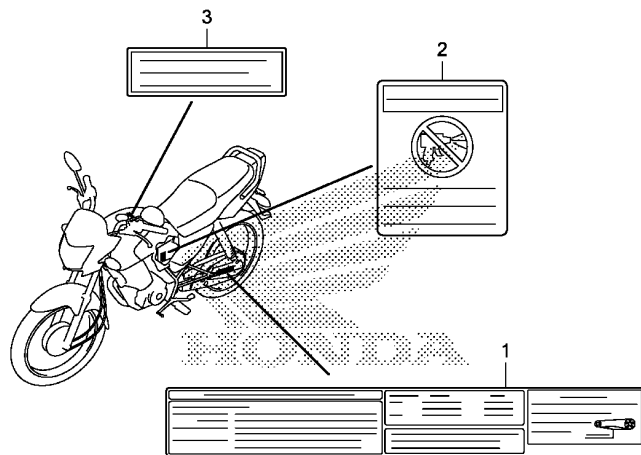


K238F4800

Ref. No. L.O.N. (Relative ref. Number) Description F.R.T.

NO INFORMATION

Ref. No.	Part No.	Description	Reqd. QTY		Serial No.	Parts catalogue code
			CB110 C E	CM E		
1	84510-KWP-900	AID KIT, FIRST	1	1		
2	89102-KTE-910	DRIVER, SCREW(NO.2 + -)	1	1		
3	89216-KTE-910	WRENCH, SPARK PLUG	1	1		
4	99001-14170	SPANNER, 14X17	1	1		



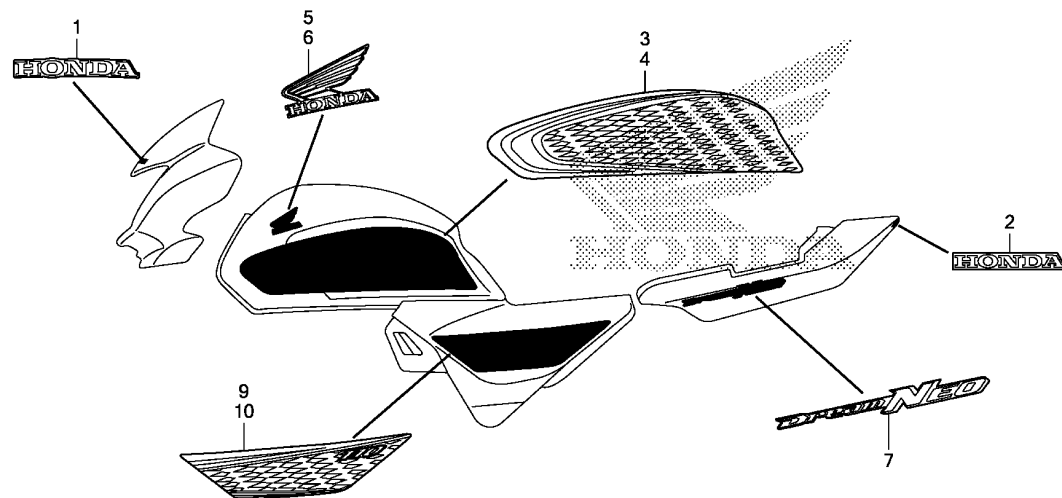
K238F4900

Ref. L.O.N. (Relative ref. Number) F.R.T.
No. Description

NO INFORMATION

Ref. No.	Part No.	Description	Reqd. QTY		Serial No.	Parts catalogue code
			CB110 C E	CM E		
1	87505-K23-910	LABEL, TIRE & DRIVE CHAIN ...	1	1	----- 2ID	
	87505-K23-900	1	-	----- ID	
2	87509-KWP-900	LABEL, AIR CLEANER ELEMENT				
		NOTICE	1	1		
3	87560-MZ0-670	LABEL, DRIVE	1	1		



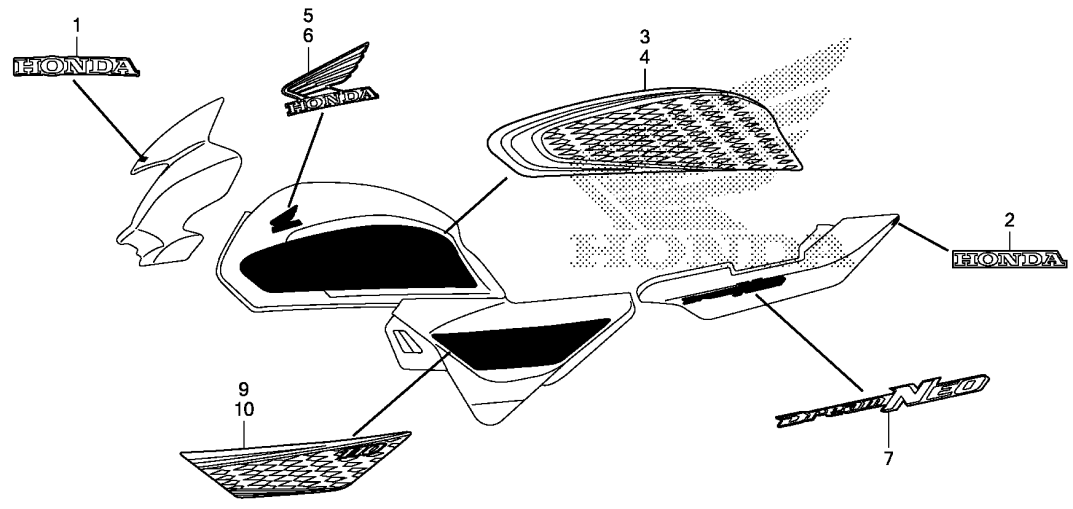


K238F5000

Ref. L.O.N. (Relative ref. Number) F.R.T.
No. Description

NO INFORMATION

Ref. No.	Part No.	Description	Reqd. QTY		Serial No.	Parts catalogue code
			CB110 C E	CM E		
1	86101-K23-900ZD	MARK, HONDA (70MM)				
		TYPE2	1	1		
	86101-K23-900ZE	*TYPE1*	1	1		
	86101-K23-900ZA	*TYPE5*	1	-	----- ID	
	86101-K23-900ZB	*TYPE4*	1	-	----- ID	
	86101-K23-900ZC	*TYPE3*	1	-	----- ID	
	86101-K23-900ZA	*TYPE5*	-	1		
	86101-K23-900ZB	*TYPE4*	-	1		
	86101-K23-900ZC	*TYPE3*	-	1		
2	86102-K23-900ZA	MARK, HONDA (70MM)				
		TYPE5	1	1		
	86102-K23-900ZB	*TYPE4*	1	1		
	86102-K23-900ZC	*TYPE3*	1	1		
	86102-K23-900ZD	*TYPE2*	1	1		
	86102-K23-900ZE	*TYPE1*	1	1		
3	86171-K23-900ZA	STRIPE, R. FUEL TANK				
		TYPE6	1	1		
	86171-K23-900ZB	*TYPE5*	1	1		
	86171-K23-900ZC	*TYPE4*	1	1		
	86171-K23-900ZD	*TYPE3*	1	1		
	86171-K23-900ZE	*TYPE2*	1	1		
	86171-K23-900ZF	*TYPE1*	1	1		
4	86172-K23-900ZA	STRIPE, L. FUEL TANK				
		TYPE6	1	1		
	86172-K23-900ZB	*TYPE5*	1	1		
	86172-K23-900ZC	*TYPE4*	1	1		
	86172-K23-900ZD	*TYPE3*	1	1		
	86172-K23-900ZE	*TYPE2*	1	1		
	86172-K23-900ZF	*TYPE1*	1	1		



K238F5000

Ref. No.	Part No.	Description	Reqd. QTY		Serial No.	Parts catalogue code
			CB110 C E	CM E		
5	86201-K23-900ZA	MARK, R. WING(100MM)				
		TYPE5	1	1		
	86201-K23-900ZB	*TYPE4*	1	1		
	86201-K23-900ZC	*TYPE3*	1	1		
	86201-K23-900ZD	*TYPE2*	1	1		
	86201-K23-900ZE	*TYPE1*	1	1		
6	86202-K23-900ZA	MARK, L. WING(100MM)				
		TYPE5	1	1		
	86202-K23-900ZB	*TYPE4*	1	1		
	86202-K23-900ZC	*TYPE3*	1	1		
	86202-K23-900ZD	*TYPE2*	1	1		
	86202-K23-900ZE	*TYPE1*	1	1		
7	86771-K23-900ZF	STRIPE, RR. COWL				
		TYPE1	2	2		
9	86831-K23-900ZA	STRIPE, R. SIDE COVER				
		TYPE6	1	1		
	86831-K23-900ZB	*TYPE5*	1	1		
	86831-K23-900ZC	*TYPE4*	1	1		
	86831-K23-900ZD	*TYPE3*	1	1		
	86831-K23-900ZE	*TYPE2*	1	1		
	86831-K23-900ZF	*TYPE1*	1	1		
10	86832-K23-900ZA	STRIPE, L. SIDE COVER				
		TYPE6	1	1		
	86832-K23-900ZB	*TYPE5*	1	1		
	86832-K23-900ZC	*TYPE4*	1	1		
	86832-K23-900ZD	*TYPE3*	1	1		
	86832-K23-900ZE	*TYPE2*	1	1		
	86832-K23-900ZF	*TYPE1*	1	1		

PART NO. INDEX

Part Number	Address	Page	Ref.	Part Number	Address	Page	Ref.	Part Number	Address	Page	Ref.	Part Number	Address	Page	Ref.
06000				14401-KWS-901	D4	35	2	17000				22361-K23-902	D8	39	7
06179-K23-900	F4	55	1	14430-KWP-900	D3	34	3					22361-KFM-900	D7	38	8
06410-KTE-910	F16	67	1	14451-KYY-900	D3	34	4	17110-K23-900	D2	33	9	22401-K23-902	D8	39	8
	G2	69	1	14452-KYY-900	D3	34	5	17211-K14-900	G8	75	1	22401-KWS-901	D7	38	9
06420-KSP-900	F16	67	2	14500-KWS-900	D4	35	3	17214-KVX-600	G8	75	2	22810-K23-900	D6	37	4
06421-KSP-900	F16	67	3	14502-086-000	D4	35	4					22815-166-000	D6	37	5
06427-KTE-640	F16	67	4	14531-KWS-900	D4	35	5	17219-K14-900	G8	75	4	22821-KYY-900	D6	37	6
06430-KTN-700	F11	62	1	14532-KWS-900	D4	35	6	17219-KTC-900	G8	75	5	22847-KCC-900	D7	38	10
	F14	65	1	14541-GB4-681	D4	35	7	17223-KVX-600	H5	88	1		D8	39	9
06430-KVT-D10	F11	62	1	14550-KWS-900	D4	35	8	17225-K23-900	G8	75	6	22870-K23-900	F4	55	2
	F14	65	1	14566-086-030	D4	35	9	17227-KTE-910	G8	75	7	22870-K23-910	F4	55	2
06531-KW6-840	F7	58	1	14610-KWB-600	D4	35	10	17234-KCC-941	G8	75	8				
				14615-KFL-850	D4	35	11	17235-K14-900	G8	75	9	23000			
				14670-KWS-900	D4	35	12	17245-K23-900	G8	75	10				
11000				14711-KWB-600	D3	34	6	17253-K14-900	G8	75	11	23121-KWS-900	D15	46	7
11100-K14-900	D14	45	1	14721-KVY-900	D3	34	7	17371-KZA-W00	G8	75	12	23211-K23-900	D16	47	1
11200-K14-900	D14	45	2	14751-KWB-600	D3	34	8	17500-K23-900ZA	G4	71	4	23221-KWS-900	D16	47	2
11200-K14-910	D14	45	2	14771-GB4-680	D3	34	9	17500-K23-900ZB	G4	71	4	23415-KPH-900	D16	47	3
11218-KWS-900	D14	45	3	14775-KWP-900	D3	34	10	17500-K23-900ZC	G4	71	4	23421-K23-900	D16	47	4
11330-K14-900	D6	37	1	14781-MA6-000	D3	34	11	17500-K23-900ZD	G4	71	4	23431-K14-900	D16	47	5
11341-K14-900	D10	41	1					17500-K23-900ZE	G4	71	4	23441-K14-900	D16	47	6
11360-K23-900	D10	41	2	15000				17500-K23-900ZF	G4	71	4	23451-K14-900	D16	47	7
11394-KWS-901	D6	37	2	15100-K23-900	D13	44	2	17508-KVX-600	G4	71	5	23461-K14-901	D16	47	8
11395-KWS-900	D10	41	3	15119-KWS-901	D13	44	3	17509-K23-900	G4	71	6	23471-K14-900	D16	47	9
				15133-KWS-900	D13	44	4	17611-KFN-850	G4	71	7	23481-KZA-W00	D16	47	10
12000				15331-324-000	D13	44	5	17620-KSP-911	G4	71	8	23801-KWB-600	D16	47	11
12100-K14-900	D5	36	1	15332-324-000	D13	44	6	17622-GB7-900	G9	76	1	23802-GN5-910	D16	47	12
12191-KWS-900	D5	36	2	15421-KSP-910	D13	44	7	17681-K14-900	G4	71	9	23911-KZA-W00	D16	47	13
12200-K23-900	D2	33	1	15431-KWS-900	D13	44	8	18000				24000			
12204-KWP-P00	D2	33	2	15439-KWS-901	D13	44	9	18291-GE2-921	G10	77	1	24211-KWS-900	E2	49	1
12206-KPL-900	D2	33	3	15441-KWS-900	D13	44	10	18293-MCA-A20	G10	77	2	24212-KWS-900	E2	49	2
12209-GB4-682	D3	34	1	15651-KWS-900	D6	37	3	18345-MBT-610	G10	77	3	24241-KPH-900	E2	49	3
12251-KZA-W01	D2	33	4	16000				18350-K23-900	G10	77	4	24301-KZA-W00	E2	49	4
12310-K23-900	D1	32	1	16010-K08-901	E4	51	1	18355-K23-900	G10	77	5	24410-KSP-860	E2	49	5
12341-K14-900	D2	33	5	16013-KRB-901	E4	51	2	18421-KBA-900	G10	77	6	24430-KRM-B10	E2	49	6
12391-KYY-900	D1	32	2	16015-KZA-W01	E4	51	3	18422-KBA-900	G10	77	7	24436-KRM-840	E2	49	7
12395-KYY-900	D2	33	6	16016-KPW-H01	E4	51	4	18600-K23-901	G9	76	2	24610-KWS-900	E2	49	8
12396-KRM-840	D13	44	1	16019-K14-901	E4	51	6	18640-K14-900	G9	76	3	24651-KSP-910	E2	49	9
				16022-K23-901	E4	51	7	18645-KPH-C00	G9	76	4	24652-KRM-840	E2	49	10
13000				16027-K23-901	E4	51	8	18651-K14-900	G9	76	5	24701-K14-900	G11	78	1
13000-K23-900	D15	46	1	16028-KYY-901	E4	51	9	18652-KZA-W00	G9	76	6	28000			
13000-KWS-900	D15	46	1	16037-KPH-901	E4	51	10	22000				28111-KZA-W00	D9	40	1
13011-KZA-W00	D15	46	2	16076-KPL-901	E4	51	11	22100-K23-902	D8	39	1	28120-KPH-701	D9	40	2
13012-KZA-W00	D15	46	2	16100-K23-901	E4	51	12	22100-K23-911	D7	38	1	28131-KWS-910	D9	40	3
13013-KZA-W00	D15	46	2	16119-KZA-W01	E4	51	13	22115-KWS-900	D7	38	2	28132-KWS-900	D9	40	4
13101-K23-900	D15	46	3	16155-KRS-861	E4	51	14	22120-K23-902	D8	39	3	28211-K23-900	E3	50	1
13102-K23-900	D15	46	3	16163-KWS-901	E4	51	15	22120-K23-902	D8	39	3	28221-KWS-900	E3	50	2
13103-K23-900	D15	46	3	16165-K23-901	E4	51	16	22120-K23-902	D8	39	3	28251-KWS-900	E3	50	3
13111-KWS-900	D15	46	4	16198-K23-901	E4	51	17	22201-KWS-901	D7	38	4	28262-KWS-900	E3	50	4
13115-K23-900	D15	46	5	16211-K23-900	D2	33	7	22201-KWW-742	D8	39	4	28265-KWB-600	E3	50	5
13412-KWS-900	D15	46	6	16217-K14-900	D2	33	8	22204-KWS-901	D7	38	5	28271-KWB-600	E3	50	6
				16950-KZA-W01	G4	71	1	22321-K23-902	D8	39	5	28281-KWB-600	E3	50	7
14000				16954-KZA-W00	G4	71	2	22321-KWB-601	D7	38	6	28293-333-000	G11	78	2
14100-K23-900	D3	34	2	16955-KZA-W00	G4	71	3	22355-K23-902	D8	39	6	28300-K14-900	G11	78	3
14321-KYY-900	D4	35	1					22355-KWS-901	D7	38	7	28311-KWS-900	G11	78	4
												28333-KK0-000	G11	78	5
												30000			
												30410-K23-901	H6	89	1
												30500-K14-901	H6	89	2
												30520-GFM-900	H6	89	3
												30700-K14-901	H6	89	4
												31000			
												31110-KZA-W01	D11	42	1
												31110-KZA-W21	D11	42	1
												31120-K14-901	D11	42	2
												31210-KWS-911	D12	43	1
												31214-KWS-901	D12	43	2
												31250-K14-910	D6	37	7
												31500-KVT-801	H5	88	2
												31500-KVT-941	H5	88	2
												31500-KWS-801	H5	88	2
												31500-KWS-901	H5	88	2
												31600-KTE-601	H6	89	5
												31917-KPH-901	D2	33	10
												32000			
												32100-K23-900	H6	89	6
												32100-K23-910	H6	89	6
												32105-K23-911	D12	43	3
												32161-KSP-920	F4	55	3
												33000			
												33110-K23-901	F1	52	1
												33112-KWS-901	F1	52	2
												33150-K23-901	F1	52	3
												33301-KYJ-901	F1	52	4
												33400-K23-901	H3	86	1
												33403-K23-901	H3	86	2
												33450-K23-901	H3	86	3

PART NO. INDEX

Part Number	Address	Page	Ref.	Part Number	Address	Page	Ref.	Part Number	Address	Page	Ref.	Part Number	Address	Page	Ref.	Part Number	Address	Page	Ref.
34907-KVN-901	H4	87	7	41000				44806-KTE-910	F11	62	3	51400-K23-902	F10	61	1	53179-KTC-900	F4	55	19
34908-KVE-900	F2	53	1					44809-KTC-900	F11	62	4	51401-K14-901	F9	60	2	53209-GAH-000	F1	52	7
				41201-K14-900	F16	67	5	44830-K14-901	F2	53	10	51401-K23-902	F10	61	2	53211-268-010	F7	58	3
35000					G2	69	2					51403-447-731	F9	60	3	53211-K21-900	F7	58	3
								45000				51403-K23-902	F10	61	3	53212-200-000	F7	58	4
35010-K23-900	F6	57	1									51403-KCC-901	F9	60	4	53212-K21-900	F7	58	4
35100-K14-901	F6	57	2	42000				45010-KTE-951ZA	F11	62	5	51404-K23-902	F10	61	4	53214-200-000	F7	58	5
35121-KWS-900	F6	57	3	42301-KZA-W00	F16	67	6	45133-KCC-900	F11	62	2	51410-K14-901	F9	60	5	53219-K23-900	F7	58	8
35150-K14-921	F4	55	4		G2	69	3		F14	65	5	51410-K23-902	F10	61	5	53220-KSP-900	F7	58	6
35200-K23-901	F4	55	5	42303-K14-900	F16	67	7	45133-KPL-900	F11	62	2	51412-K23-902	F10	61	6	53230-K23-900ZB	F6	57	6
35200-K23-911	F4	55	5		G2	69	4		F14	65	5	51412-KAG-901	F9	60	6				
35330-KWS-901	F4	55	6	42304-K14-900	F16	67	8	45134-250-000	F11	62	6	51413-K23-902	F10	61	7	61000			
35340-KZA-W01	F4	55	7		G2	69	5		F14	65	8	51420-K23-901	F9	60	7				
35350-K23-901	G11	78	6	42313-K14-900	F14	65	2	45141-KTC-900	F11	62	7	51420-K23-902	F10	61	8	61100-K23-900ZB	F8	59	3
35357-K14-900	G11	78	7	42615-K23-900	F16	67	9	45145-096-650	F11	62	8	51425-961-013	F9	60	8	61100-K23-900ZC	F8	59	3
35750-KWS-901	D14	45	4		G2	69	6	45145-KFM-900	F14	65	9	51425-K23-902	F10	61	9	61100-K23-900ZD	F8	59	3
35753-KWS-900	E2	49	11	42620-KTE-950	F16	67	10	45410-K23-900	F11	62	9	51432-K23-902	F10	61	10	61100-K23-900ZE	F8	59	3
35755-KWS-901	D14	45	5		G2	69	7	45435-GB2-720	F11	62	10	51432-KST-901	F9	60	9	61100-K23-900ZF	F8	59	3
				42635-KTE-640ZC	F16	67	11	45450-K14-901	F4	55	8	51437-K23-902	F10	61	11	61104-K23-900	H4	87	8
37000				42650-K23-910ZA	G2	69	8	45450-K23-902	F4	55	8	51437-KVN-901	F9	60	10	61300-K23-900ZJ	H8	91	2
				42650-KTE-640ZC	F16	67	12	45451-KTE-600	F8	59	2	51440-K14-901	F9	60	11	61310-K23-900	H8	91	3
37100-K23-901	F2	53	2	42701-KTE-910	F12	63	1					51440-K23-902	F10	61	12	61315-K14-900	H3	86	8
37210-K23-901	F2	53	3		F16	67	13	46000				51490-K23-902	F10	61	13				
37211-K23-900	F2	53	4	42711-K23-913	G2	69	9					51490-KWS-901	F9	60	12	64000			
37215-KS3-901	F2	53	5	42711-KTE-601	G2	69	9	46500-K23-900	G11	78	9	51500-K23-901	F9	60	13				
37300-K23-901	F2	53	6	42711-KTE-602	G2	69	9	46510-K21-900	G11	78	10	51500-K23-902	F10	61	14	64615-KR1-860	H8	91	4
37305-KE5-008	F2	53	7	42711-KTE-641	F16	67	14					51520-K23-901	F9	60	14				
37312-KT2-000	H8	91	1	42713-KSP-901	F12	63	2	50000				51520-K23-902	F10	61	15	77000			
37610-K23-901	F2	53	8		F16	67	15												
37619-KTE-601	F2	53	9	42753-KWF-901	F13	64	1	50100-K23-900	H7	90	1	52000				77200-K23-900ZA	G5	72	1
37800-K23-901	G4	71	10		G2	69	10	50301-K21-900	F7	58	2					77201-KYY-900	G5	72	2
				38000				50301-KTR-900	F7	58	2	52101-KZA-W00	G14	81	10	77204-KYA-600	G5	72	3
								50315-H06-000	H7	90	2	52170-K23-900	G14	81	11	77206-KPP-T00	G5	72	4
				43000				50315-KYY-900	H7	90	3	52200-K23-900	G14	81	12	77207-KYA-600	G5	72	5
38110-K14-901	H6	89	8	43100-KTE-950ZA	F14	65	3	50325-K23-900	H5	88	3	52400-K23-901	G16	83	2	77211-KVE-900	H5	88	5
38117-KFE-701	H6	89	9	43141-KTC-900	F14	65	4	50326-KZA-W00	H5	88	4	52400-K23-902	H1	84	2	77218-KYY-900	G5	72	6
38301-KWS-901	H6	89	10	43151-329-000	F11	62	2	50351-K14-900	H7	90	4	52485-K23-902	H1	84	1	77220-K23-900ZG	G6	73	3
38306-GE7-000	H6	89	11		F14	65	5	50351-K14-910	H7	90	4	52486-K23-902	H1	84	3	77220-K23-900ZK	G6	73	3
38501-KPL-901	H6	89	12	43410-KZA-W00	F14	65	6	50370-K23-900	H6	89	16	52486-KWS-901	G16	83	3	77220-K23-900ZP	G6	73	3
38502-KSP-910	H6	89	13	43431-K23-900	G14	81	9	50400-K23-900	G6	73	1	52487-KWS-901	G16	83	1	77220-K23-900ZQ	G6	73	3
38506-K23-900	H6	89	14	43434-ME1-670	F14	65	7	50415-KTE-910	G6	73	2	52489-K23-901	G16	83	4	77220-K23-900ZT	G6	73	3
38506-K23-910	H6	89	15	43451-K23-900	G11	78	8	50500-K23-900	G13	80	1	52489-KWS-901	G16	83	5				
				40000				50520-K21-900	G13	80	2	52495-K23-902	H1	84	4	80000			
								50526-K23-900	G11	78	11								
								50530-K14-900	G13	80	3	53000				80100-K23-900	H2	85	2
40510-K23-900	G14	81	1	44301-KPL-900	F12	63	3	50532-KZA-W00	G13	80	4					80103-KWS-900	H3	86	9
40520-K23-900	G14	81	2		F13	64	2	50535-KZA-W00	G9	76	7	53100-K14-900ZC	F6	57	4				
40530-K23-901	G14	81	3	44311-KSP-900	F12	63	4	50610-K14-900	G12	79	1	53130-KTE-910	F6	57	5	83000			
40530-K23-903	G14	81	3		F13	64	3	50661-K14-900	G12	79	2	53140-K14-900	F4	55	9				
40530-K23-905	G14	81	3	44620-KSP-900	F12	63	5	50710-KTE-910	G12	79	3	53166-KSP-900	F4	55	10	83502-KCC-900	G7	74	1
40531-KST-941	G14	81	4		F13	64	4	50712-405-000	G12	79	4	53167-KZA-W00	F4	55	11	83520-K23-900ZA	G7	74	2
40531-KTE-912	G14	81	4	44635-KTE-640ZC	F12	63	6	50715-405-000	G12	79	5	53168-KWA-841	F4	55	12	83520-K23-900ZB	G7	74	2
40531-KWB-601	G14	81	4	44650-K23-910ZA	F13	64	5	50730-K14-900	G12	79	6	53168-KZA-W00	F4	55	13	83520-K23-900ZC	G7	74	2
40543-K14-900	G14	81	5	44650-KTE-640ZC	F12	63	7					53171-K14-900	F4	55	14	83520-K23-900ZD	G7	74	2
40544-K14-900	G14	81	6	44711-K23-913	F13	64	6	51000				53171-KCC-900	F4	55	15	83520-K23-900ZE	G7	74	2
40545-K23-900	G14	81	7	44711-KRY-971	F13	64	6					53172-K14-900	F4	55	16	83520-K23-900ZF	G7	74	2
40546-KWF-900	G14	81	8	44711-KTE-602	F13	64	6	51103-K14-900	G12	79	7	53172-K14-910	F4	55	16	83551-376-000	G4	71	11
				44711-KTE-641	F12	63	8	51104-K14-900	G12	79	8	53175-KYY-900	F4	55	17	83601-MN5-000	H4	87	9
					F12	63	9	51400-K23-901	F9	60	1	53178-KYY-900	F4	55	18	83620-K23-900ZA	G7	74	3

PART NO. INDEX

Part Number	Address	Page	Ref.	Part Number	Address	Page	Ref.	Part Number	Address	Page	Ref.	Part Number	Address	Page	Ref.	Part Number	Address	Page	Ref.		
83620-K23-900ZB	G7	74	3	87000				90131-KRM-840	D14	45	7										
83620-K23-900ZC	G7	74	3					90132-K14-900	H7	90	6	90475-KWB-600	D4	35	18	91053-KWW-642	F13		64	8	
83620-K23-900ZD	G7	74	3	87505-K23-900	H10	93	1	90164-KPL-900	F6	57	8	90501-KC2-750	G9	76	9				70	16	
83620-K23-900ZE	G7	74	3	87505-K23-910	H10	93	1	90201-GCC-000	D2	33	13	90503-KSP-900	F6	57	11	91081-KYJ-711	G1		68	20	
83620-K23-900ZF	G7	74	3	87509-KWP-900	H10	93	2	90201-MW3-620	F3	54	5	90505-425-000	F15	66	12				70	15	
83740-K23-900	G7	74	4	87560-MZO-670	H10	93	3	90202-KRM-840	D7	38	12	90505-KRM-860	G11	78	12	91203-KSP-911	D14		45	10	
									D8	39	11	90521-028-000	G13	80	7	91204-KSP-911	D6		37	10	
									D13	44	11	90521-427-770	F6	57	12	91204-KWB-601	D16		47	23	
84000				88000				90206-KPL-900	D3	34	14	90521-KSP-900	F9	60	18	91251-GK4-003	F11		62	11	
84510-KWP-900	H9	92	1	88114-198-D10	F3	54	1	90301-K23-900	G16	83	6		F10	61	19	91251-KGH-901	G1		68	22	
				88210-KWS-902	F3	54	2		H1	84	5	90544-439-930	F9	60	19				70	17	
86000				88220-KWS-902	F3	54	3	90301-KWN-901	H2	85	4	90544-K23-902	F10	61	20	91251-KPH-901	F12		63	12	
								90302-KBP-900	G14	81	14	90544-KFO-000	D4	35	19				F13	64	9
86101-K23-900ZA	H11	94	1	89000				90302-KST-942	F14	65	10	90551-KTE-910	G16	83	7	91256-KK3-840	F2		53	14	
86101-K23-900ZB	H11	94	1					90302-KTE-911	F8	59	4		H1	84	6	91303-KRM-840	D10		41	6	
86101-K23-900ZC	H11	94	1	89102-KTE-910	H9	92	2		F14	65	10	90558-KTR-900	F15	66	13	91304-704-000	G1		68	23	
86101-K23-900ZD	H11	94	1	89216-KTE-910	H9	92	3	90304-KSP-900	F6	57	9	90559-KTR-900	F16	67	19				70	18	
86101-K23-900ZE	H11	94	1					90304-KTE-911	F6	57	10		G2	69	14	91305-443-740	G4		71	12	
86102-K23-900ZA	H11	94	2	90000					G13	80	6	90601-459-000	D16	47	18	91305-GFP-900	D6		37	11	
86102-K23-900ZB	H11	94	2	90002-KRM-840	D3	34	12	90305-KSP-900	G10	77	9	90601-GF5-731	F9	60	20	91307-KRM-840	D6		37	12	
86102-K23-900ZC	H11	94	2	90003-KVS-900	E2	49	12	90306-KST-942	F12	63	10	90601-KRM-840	D16	47	19	91309-KEE-630	D12		43	4	
86102-K23-900ZD	H11	94	2	90012-KWB-600	D3	34	13		F13	64	7	90605-200-000	E3	50	10	91313-KVR-C00	D2		33	16	
86150-KWS-601	H8	91	5	90014-KYY-900	D2	33	11		F14	65	11	90651-K14-900	G9	76	10	91351-K23-902	F10		61	22	
86171-K23-900ZA	H11	94	3	90019-399-010	H7	90	5	90306-KTE-911	G14	81	15	90651-K23-902	F10	61	21	91356-KAG-901	F9		60	21	
86171-K23-900ZB	H11	94	3	90022-KRM-840	E2	49	13		F12	63	10	90651-MK3-780	G9	76	11	91406-KFN-850	G8		75	15	
86171-K23-900ZC	H11	94	3	90031-KZA-W00	D14	45	6		F13	64	7	90666-SDA-A01	H8	91	9						
86171-K23-900ZD	H11	94	3	90035-166-008	F2	53	11		F15	66	11	90678-MR1-690	G9	76	12	92000					
86171-K23-900ZE	H11	94	3	90040-KWS-900	D2	33	12	90307-KTE-910	G14	81	15	90701-KPL-900	D2	33	15						
86171-K23-900ZF	H11	94	3	90050-KFL-850	D7	38	11		F16	67	17		D5	36	3	92101-06020-4J	H6		89	17	
86172-K23-900ZA	H11	94	4					90309-KTE-911	G2	69	12		D6	37	9	92101-08028-0A	G5		72	7	
86172-K23-900ZB	H11	94	4	90081-035-000	D4	35	13		F16	67	18	90702-KRM-840	D10	41	5	92811-10000	F15		66	14	
86172-K23-900ZC	H11	94	4	90082-KYY-900	D4	35	14		G2	69	13		D13	44	14	92812-10000	G14		81	16	
86172-K23-900ZD	H11	94	4	90084-MN8-010	D10	41	4	90310-KWS-900	H8	91	7		D14	45	9						
86172-K23-900ZE	H11	94	4	90085-KSP-901	D9	40	5	90311-KSH-900	G8	75	14	90703-KWS-900	D15	46	8	93000					
86172-K23-900ZF	H11	94	4	90101-GE0-000	H8	91	6	90311-KTE-910	H2	85	5	90741-KFB-000	D15	46	8						
86201-K23-900ZA	H12	95	5	90101-GJ6-000	F1	52	8	90311-MT3-000	H5	88	7	90741-KGH-900	D15	46	9	93101-06010-0A	D16		47	24	
86201-K23-900ZB	H12	95	5	90101-KY6-008	F2	53	12	90320-GC3-000	H8	91	8	91000				93500-05020-0G	F5		56	21	
86201-K23-900ZC	H12	95	5	90103-KTE-920	F3	54	4	90401-GCC-000	D2	33	14	91001-K23-901	D15	46	10	93500-05022-0G	F5		56	22	
86201-K23-900ZD	H12	95	5	90104-KYY-900	G7	74	5	90401-KTJ-900	H4	87	10	91001-KWS-901	D15	46	10	93892-04006-08	D12		43	5	
86201-K23-900ZE	H12	95	5	90107-449-000	G12	79	9	90401-ZA0-000	D4	35	15	91004-KWS-901	D16	47	20	93892-04018-08	E4		51	18	
86202-K23-900ZA	H12	95	6	90107-GN1-010	G13	80	5	90403-KPH-900	D7	38	13	91005-KWS-901	D16	47	21	93892-05012-18	E4		51	19	
86202-K23-900ZB	H12	95	6	90109-MZ5-008	F2	53	13		D8	39	12	91005-KWS-901	D16	47	21	93892-05016-08	D12		43	6	
86202-K23-900ZC	H12	95	6	90111-162-000	G6	73	4	90404-KWB-600	D4	35	16	91006-KWS-902	D16	47	22	93901-24380	H4		87	11	
86202-K23-900ZD	H12	95	6					90412-187-000	D16	47	14	91011-KWS-901	D9	40	6	93901-34120	D13		44	15	
86202-K23-900ZE	H12	95	6					90412-KPH-900	D16	47	15	91051-K23-902	G1	68	20	93901-34380	H3		86	10	
86771-K23-900ZF	H12	95	7					90417-360-000	E2	49	14		G2	69	15	93903-24220	G7		74	6	
86831-K23-900ZA	H12	95	9					90432-KPT-A00	D7	38	14	91051-K23-904	G1	68	20	93903-25380	H5		88	8	
86831-K23-900ZB	H12	95	9	90113-GFP-B00	G10	77	8		D8	39	13		G2	69	15	93903-25480	G8		75	16	
86831-K23-900ZC	H12	95	9	90113-KYY-900	F4	55	20	90439-SB2-010	D13	44	12	91051-KWF-901	G1	68	20	93903-35220	G12		79	10	
86831-K23-900ZD	H12	95	9	90116-K23-902	F10	61	16		D11	42	3		G2	69	15	93903-35280	G6		73	5	
86831-K23-900ZE	H12	95	9	90116-KAG-901	F9	60	15	90441-KRM-840	D14	45	8	91052-K23-903	F13	64	8	93903-35310	F2		53	15	
86831-K23-900ZF	H12	95	9	90117-383-000	F6	57	7	90450-ZA0-000	G9	76	8		G3	70	16						
86832-K23-900ZA	H12	95	10	90123-K23-902	F10	61	17	90451-KGH-900	E3	50	8	91052-K23-905	F13	64	8	94000					
86832-K23-900ZB	H12	95	10	90123-KRM-860	F9	60	17	90454-KPH-900	E3	50	9		G3	70	16						
86832-K23-900ZC	H12	95	10					90455-KWS-900	D13	44	13	91052-KWF-901	F12	63	11	94001-06000-0S	G14		81	17	
86832-K23-900ZD	H12	95	10					90457-KRM-840	E2	49	15		F13	64	8	94001-08000-0S	F15		66	15	
86832-K23-900ZE	H12	95	10	90123-KSP-901	F9	60	16	90461-035-000	D16	47	16		G1	68	21				81	18	
86832-K23-900ZF	H12	95	10	90128-KTE-910	F16	67	16	90461-459-010	D16	47	17		G3	70	16	94050-06000	F5		56	23	
								90463-ML7-000	D4	35	17	91052-KWW-A81	F13	64	8				F11	62	12

PART NO. INDEX

Part Number	Address	Page	Ref.	Part Number	Address	Page	Ref.	Part Number	Address	Page	Ref.	Part Number	Address	Page	Ref.
94050-06000	G4	71	13	95701-08012-08	G6	73	6								
	G9	76	13	95701-08014-00	G12	79	14								
94050-08000	G10	77	10	95701-08018-08	G12	79	15								
94050-10000	H3	86	11	95701-08025-00	D4	35	21								
	H7	90	7	95701-08035-00	G11	78	20								
94050-12000	D11	42	4		G12	79	16								
94101-05800	G11	78	13		H7	90	8								
94101-06000	G12	79	11	95701-08035-07	F7	58	7								
94101-08000	G14	81	19	95701-08035-08	G4	71	15								
94101-12000	G16	83	8	95801-08045-08	G10	77	13								
	H1	84	7	95801-10035-00	G16	83	9								
94103-06800	H8	91	10		H1	84	8								
94103-08000	G10	77	11	95801-10065-00	H7	90	9								
94109-12000	D14	45	11	95801-10085-00	H7	90	10								
94111-10000	G15	82	20	95801-10095-00	H7	90	11								
94201-16120	G12	79	12												
94201-20120	G11	78	14	96000											
94201-20150	F15	66	16												
	G15	82	21	96001-06014-00	D4	35	22								
94201-30300	G13	80	8		D14	45	13								
94301-08100	D1	32	3	96001-06016-00	D11	42	5								
94510-14000	E2	49	16	96001-06020-00	F8	59	5								
94510-18000	E3	50	11	96001-06022-00	D11	42	6								
94540-06018	D13	44	16	96001-06025-00	D1	32	4								
					D2	33	18								
95000				96001-06028-00	G9	76	18								
				96001-06030-00	D10	41	7								
95002-02070	G9	76	14		D13	44	18								
95002-02080	G4	71	14	96001-06032-00	D12	43	7								
95002-02089	E4	51	20	96001-06035-00	D6	37	13								
95002-02130	G8	75	17		D10	41	8								
95002-02659	E4	51	21	96001-06040-00	D14	45	14								
95005-35250-20	G9	76	15	96001-06060-00	D10	41	9								
95005-35400-50	E4	51	22		D14	45	15								
95011-40000	G11	78	15	96001-06100-00	D2	33	19								
95011-61000	G10	77	12	96100-62000-00	D7	38	15								
95014-21101	F6	57	13		D8	39	14								
95014-73100	G11	78	16	96140-63010-10	F12	63	11								
95015-32001	F11	62	13		G1	68	21								
	G11	78	17	96211-08000	G11	78	21								
95015-42000	F11	62	14	96220-30085	E2	49	17								
	G11	78	18	96220-30158	D13	44	19								
95015-81000	G12	79	13												
95018-46320	G8	75	18	97000											
95701-06012-00	H6	89	18												
95701-06012-08	G9	76	16	97334-41166-PO	F12	63	13								
95701-06014-00	D13	44	17	97600-41165-PO	F12	63	14								
95701-06016-00	D14	45	12												
95701-06016-08	H5	88	9	98000											
95701-06020-00	G9	76	17												
	G11	78	19	98200-11000	H6	89	20								
	H6	89	19	98200-11500	H6	89	21								
95701-06022-00	D2	33	17												
	F5	56	24	99000											
95701-06022-08	H8	91	11												
95701-06025-00	D4	35	20	99001-14170	H9	92	4								
	H4	87	12	99101-KST-1000	E4	51	23								
95701-06032-00	F11	62	15	99103-K23-0420	E4	51	24								
95701-06035-00	F15	66	17												

PART NAME INDEX

J 1

Part name	Address	Page	Ref.	Part name	Address	Page	Ref.	Part name	Address	Page	Ref.
[A]											
ADJUSTER COMP., L. CHAIN	G14	81	6	BOLT, FLANGE, 10X110	H7	90	5	BOLT, HELMET HOLDER SETTING...	G12	79	9
ADJUSTER COMP., R. CHAIN	G14	81	5	BOLT, FLANGE, 10X135	H7	90	6	BOLT, HEX., 6X10	D16	47	24
AID KIT, FIRST	H9	92	1	BOLT, FLANGE, 10X35	G16	83	9	BOLT, HEX., 6X20	E2	49	12
ARM ASSY., KICK STARTER	G11	78	3		H1	84	8		H6	89	17
ARM COMP., CAM CHAIN TENSIONER	D4	35	3	BOLT, FLANGE, 10X65	H7	90	9	BOLT, HEX., 8X28	G5	72	7
ARM COMP., IN. VALVE ROCKER ..	D3	34	3	BOLT, FLANGE, 10X85	H7	90	10	BOLT, SEALING, 14MM	D4	35	13
ARM COMP., RR. BRAKE STOPPER ..	G14	81	9	BOLT, FLANGE, 10X95	H7	90	11	BOLT, SOCKET, 6MM	D9	40	5
ARM, FR. BRAKE	F11	62	9	BOLT, FLANGE, 5X14	D3	34	12	BOLT, SOCKET, 8MM	F9	60	15
ARM, RR. BRAKE	F14	65	6	BOLT, FLANGE, 6MM	G6	73	4		F10	61	16
AXLE, FR. WHEEL	F12	63	3		G8	75	13	BOLT, SPECIAL FLANGE, 6X25	D7	38	11
	F13	64	2		G14	81	13		D8	39	10
AXLE, RR. WHEEL	F16	67	6	BOLT, FLANGE, 6X100	D2	33	19	BOLT, SPECIAL, 6X21	D2	33	11
	G2	69	3	BOLT, FLANGE, 6X12	G9	76	16	BOLT, STUD, 8X20	F16	67	16
					H6	89	18		G2	69	11
				BOLT, FLANGE, 6X14	D4	35	22	BOLT, STUD, 8X25	D2	33	12
					D13	44	17	BOLT, SWINGARM PIVOT	G14	81	10
					D14	45	13	BOLT, WASHER, 8X22	D4	35	14
				BOLT, FLANGE, 6X16	D11	42	5	BOX, BATTERY	H5	88	3
					D14	45	12	BRACKET COMP., FR.	D12	43	2
					H5	88	9	BRACKET, AIR SUCTION VALVE	G9	76	7
				BOLT, FLANGE, 6X20	F8	59	5	BRACKET, L. HANDLE LEVER	F4	55	16
					G9	76	17	BRACKET, R. HANDLE LEVER	F4	55	14
					G11	78	19	BRIDGE COMP., FORK TOP	F6	57	6
					H6	89	19	BULB, HEADLIGHT	F1	52	6
				BOLT, FLANGE, 6X22	D2	33	17	BULB, TAIL & STOP LIGHT	H4	87	7
					D11	42	6	BULB, WEDGE BASE	F1	52	4
					F5	56	24		F2	53	1
					H8	91	11	BULB, WINKER LIGHT	H3	86	7
				BOLT, FLANGE, 6X25	D1	32	4	BUSH, 15MM	D16	47	3
					D2	33	18	BUSH, RUBBER	G16	83	4
					D4	35	20				
					H4	87	12	[C]			
				BOLT, FLANGE, 6X28	F6	57	7	CABLE COMP., CLUTCH	F4	55	2
					G9	76	18	CABLE COMP., FR. BRAKE	F4	55	8
				BOLT, FLANGE, 6X30	D10	41	7	CABLE COMP., SPEEDOMETER	F2	53	10
					D13	44	18	CABLE SET, THROTTLE	F4	55	1
				BOLT, FLANGE, 6X32	D12	43	7	CAMSHAFT COMP.	D3	34	2
					F11	62	15	CAM, FR. BRAKE	F11	62	7
				BOLT, FLANGE, 6X35	D6	37	13	CAM, RR. BRAKE	F14	65	4
					D10	41	8	CAP ASSY., NOISE SUPPRESSOR	H6	89	4
					F15	66	17	CAP COMP., FUEL FILLER	G4	71	8
				BOLT, FLANGE, 6X40	D14	45	14	CAP, 14MM	D10	41	4
				BOLT, FLANGE, 6X60	D10	41	9	CAP, CHAIN CASE PEEP HOLE	G14	81	7
					D14	45	15	CAP, LOCK NUT	F3	54	1
				BOLT, FLANGE, 8X12	G6	73	6	CAP, PIPE END	H7	90	2
				BOLT, FLANGE, 8X14	G12	79	14				
				BOLT, FLANGE, 8X18	G12	79	15	CAP, RR. GRIP END	G6	73	2
				BOLT, FLANGE, 8X25	D4	35	21	CAP, SWINGARM END	G14	81	8
				BOLT, FLANGE, 8X35	F7	58	7	CARBURETOR ASSY.	E4	51	12
					G4	71	15	CASE ASSY., UNDER	F2	53	8
					G11	78	20	CASE SUB ASSY., AIR CLEANER	G8	75	6
					G12	79	16	CASE, DRIVE CHAIN LOWER	G14	81	2
					H7	90	8	CASE, DRIVE CHAIN UPPER	G14	81	1
				BOLT, FLANGE, 8X45	G10	77	13	CASE, L. FR. BOTTOM	F9	60	14
				BOLT, FR. FORK	F9	60	17		F10	61	15
					F10	61	18	CASE, R. FR. BOTTOM	F9	60	7
				BOLT, HANDLE LEVER PIVOT	F4	55	20				

PART NAME INDEX

J 2

Part name	Address	Page	Ref.	Part name	Address	Page	Ref.	Part name	Address	Page	Ref.
CASE, R. FR. BOTTOM	F10	61	8	COVER ASSY., HEADLIGHT RR.	H8	91	3	[F]			
CENTER, CLUTCH	D7	38	3	COVER COMP., CYLINDER HEAD	D1	32	1	FENDER, FR.	F8	59	3
	D8	39	3	COVER COMP., L. RR.	D10	41	2	FENDER, RR.	H2	85	2
CHAIN, CAM	D4	35	2	COVER COMP., R. CRANKCASE	D6	37	1	FLANGE SUB ASSY., FINAL DRIVEN	F16	67	9
CHAIN, DRIVE	G14	81	3	COVER SET, L. SIDE	G7	74	3		G2	69	6
CHAMBER SET, FLOAT	E4	51	3	COVER SET, R. SIDE	G7	74	2	FLAP, TIRE	F12	63	2
CIRCLIP, 17MM	D16	47	19	COVER SUB ASSY., AIR CLEANER ..	G8	75	10		F16	67	15
CIRCLIP, 20MM	D16	47	18	COVER, CYLINDER HEAD L. SIDE ..	D2	33	5	FLOAT SET	E4	51	2
CIRCLIP, EXTERNAL, 14MM	E2	49	16	COVER, L. CRANKCASE	D10	41	1	FLYWHEEL COMP.	D11	42	1
CIRCLIP, EXTERNAL, 18MM	E3	50	11	COVER, L. HANDLE LEVER	F4	55	19	FORK ASSY., L. FR.	F9	60	13
CLAMP	F2	53	5	COVER, MUFFLER	G10	77	5		F10	61	14
CLAMPER, STARTER CABLE	D6	37	7	COVER, OIL FILTER	D13	44	10	FORK ASSY., R. FR.	F9	60	1
CLAMP, TUBE	G8	75	15	COVER, RUBBER	F1	52	2		F10	61	1
CLIP, HEADLIGHT	F1	52	7	COVER, R. HANDLE LEVER	F4	55	15	FORK, L. GEARSHIFT	E2	49	2
CLIP, HOSE	G9	76	12	COWL SET, RR.	G6	73	3	FORK, R. GEARSHIFT	E2	49	1
CLIP, KICK STARTER ARM	G11	78	2	CRANKCASE COMP., L.	D14	45	2	FUEL UNIT	G4	71	10
CLIP, PISTON PIN, 12MM	D15	46	5	CRANKCASE COMP., R.	D14	45	1	FUSE	H6	89	21
CLIP, SNAP FITTING	H8	91	9	CRANKSHAFT COMP.	D15	46	1	FUSE A	H6	89	20
CLIP, TUBE	E4	51	20	CUP SET, FUEL STRAINER	G4	71	3				
			21	CUSHION ASSY., RR.	G16	83	2	[G]			
	G4	71	14		H1	84	2	GASKET B, HEAD COVER	D13	44	1
	G8	75	17	CUSHION, FR. FUEL TANK	G4	71	7	GASKET SET	E4	51	1
	G9	76	10	CUSHION, RR. COWL	H5	88	5	GASKET, AIR FEED PIPE	G9	76	4
			11	CYLINDER COMP.	D5	36	1	GASKET, CYLINDER	D5	36	2
			14					GASKET, CYLINDER HEAD	D2	33	4
CLIP, VALVE GUIDE	D2	33	3	[D]				GASKET, EX. PIPE	G10	77	1
CLUTCH ASSY., ONE WAY	D9	40	2	DAMPER SET, WHEEL	F16	67	1	GASKET, FLOAT CHAMBER	E4	51	15
COCK ASSY., FUEL	G4	71	1		G2	69	1	GASKET, HEAD COVER	D1	32	2
COIL ASSY., IGNITION	H6	89	2	DISK B, CLUTCH FRICTION	D7	38	5	GASKET, L. CRANKCASE COVER	D10	41	3
COLLAR, 20MM	D16	47	13	DISK, CLUTCH FRICTION	D7	38	4	GASKET, L. CYLINDER HEAD SIDE			
COLLAR, AIR CLEANER	H5	88	1		D8	39	4	COVER	D2	33	6
COLLAR, CAM CHAIN ROLLER	D4	35	6	DOWEL PIN, 10X14	D14	45	9	GASKET, OIL FILTER COVER	D13	44	9
COLLAR, CAM CHAIN TENSIONER ..	D4	35	5	DOWEL PIN, 8X10	D1	32	3	GASKET, OIL PUMP	D13	44	3
COLLAR, FR. AXLE DISTANCE	F12	63	5	DOWEL PIN, 8X14	D6	37	9	GASKET, R. CRANKCASE COVER	D6	37	2
	F13	64	4		D10	41	5	GAUGE, OIL LEVEL	D6	37	3
COLLAR, FR. COWL	H8	91	7		D13	44	14	GEAR, COUNTERSHAFT FIRST	D16	47	4
COLLAR, FR. FENDER	H4	87	8	DOWEL PIN, SPECIAL, 8X14	D2	33	15	GEAR, COUNTERSHAFT FOURTH	D16	47	10
COLLAR, FR. WHEEL SIDE	F12	63	4		D5	36	3	GEAR, COUNTERSHAFT SECOND	D16	47	6
	F13	64	3	DRIVER, SCREW	H9	92	2	GEAR, COUNTERSHAFT THIRD	D16	47	8
COLLAR, FUEL TANK MOUNT	G4	71	6	DRUM, GEARSHIFT	E2	49	4	GEAR, MAINSHAFT FOURTH	D16	47	9
COLLAR, HORN SETTING	H6	89	9	DUCT, AIR CLEANER	G8	75	4	GEAR, MAINSHAFT SECOND	D16	47	5
COLLAR, KICK SPRING	E3	50	5	DUST SEAL	F9	60	8	GEAR, MAINSHAFT THIRD	D16	47	7
COLLAR, MUFFLER MOUNTING	G10	77	7	DUST SEAL, 21X37X7	F12	63	12	GEAR, OIL PUMP DRIVEN	D13	44	4
COLLAR, PRIMARY DRIVE GEAR	D15	46	6		F10	61	9	GEAR, PRIMARY DRIVE	D15	46	7
COLLAR, RR. AXLE DISTANCE	F16	67	10	DUST SEAL, 27X40X4.5	G1	68	22	GEAR, SPEEDOMETER	F11	62	3
	G2	69	7		G3	70	17	GEAR, STARTER DRIVEN	D9	40	1
COLLAR, RR. AXLE SLEEVE	F16	67	8	DUST SEAL, BRAKE CAM	F11	62	6	GEAR, STARTER REDUCTION	D9	40	3
	G2	69	5		F14	65	8	GRIP COMP., RR.	G6	73	1
COLLAR, RR. BRAKE PANEL SIDE ..	F14	65	2	DUST SEAL, STEERING HEAD	F7	58	5	GRIP COMP., THROTTLE	F4	55	9
COLLAR, RUBBER BUSH	G16	83	1					GRIP, L. HANDLE	F4	55	10
			3	[E]				GROMMET, COMBINATION SWITCH ..	H8	91	1
	H1	84	1	ELEMENT COMP., AIR CLEANER	G8	75	1	GROMMET, SIDE COVER	G4	71	11
			3	EMBLEM, PRODUCT	H8	91	5		G7	74	1
COLLAR, SEAT MOUNTING	G5	72	2	E-RING, 6MM	D13	44	16	GUARD A, SARI	G12	79	7
COLLAR, SPRING	F9	60	4					GUARD B, SARI	G12	79	8
	F10	61	3					GUIDE, CLUTCH OUTER	D7	38	2
CONTACT, NEUTRAL SWITCH	D14	45	4								
COTTER, VALVE	D3	34	11								
COUNTERSHAFT	D16	47	2								



PART NAME INDEX

J 3

Part name	Address	Page	Ref.	Part name	Address	Page	Ref.	Part name	Address	Page	Ref.
GUIDE, CLUTCH OUTER	D8	39	2	LEVER COMP., R. HANDLE	F4	55	17	NUT, SPECIAL FLANGE, 14MM	D8	39	11
GUIDE, FR. FENDER CABLE	F8	59	2	LID, SIDE COVER	G7	74	4	NUT, SPECIAL, 6MM	D13	44	11
GUIDE, VALVE	D2	33	2					NUT, SPRING, 5MM	G14	81	14
[H]				[M]				NUT, STEERING STEM	H8	91	8
HARNESS, WIRE	H6	89	6	MAINSHAFT	D16	47	1	NUT, TAPPET ADJUSTING	F6	57	9
HEADLIGHT UNIT	F1	52	1	MARK, HONDA	H11	94	1	NUT, TAPPET ADJUSTING	D3	34	14
HEAD COMP., CYLINDER	D2	33	1					NUT, U, 5MM	H2	85	4
HEAD, CAM CHAIN TENSIONER PUSH ROD	D4	35	9	MARK, L. WING	H12	95	6	[O]			
HOLDER A1, HANDLE PIPE UPPER	F6	57	13	MARK, R. WING	H12	95	5	OIL PUMP ASSY.	D13	44	2
HOLDER SET, HELMET	G12	79	6	METER ASSY., COMBINATION	F2	53	2	OIL SEAL, 14X22X5	D14	45	10
HOLDER SUB ASSY., AIR CLEANER	G8	75	9	METER COMP., FUEL	F2	53	6	OIL SEAL, 16X28X7	D6	37	10
HOLDER, C.D.I. UNIT	H6	89	16	MIRROR COMP., L.	F3	54	3	OIL SEAL, 17X29X5	D16	47	23
HOLDER, HANDLE UNDER	F6	57	5	MIRROR COMP., R.	F3	54	2	OIL SEAL, 47X60X7	F11	62	11
HOLDER, NEEDLE JET	E4	51	16	MOTOR UNIT, STARTER	D12	43	1	O-RING	D12	43	4
HORN COMP.	H6	89	8	MUFFLER COMP., EX.	G10	77	4		E4	51	11
HOUSING, UNDER THROTTLE	F4	55	13						F9	60	21
HOUSING, UPPER THROTTLE	F4	55	11	[N]				O-RING, 10X1.5	F10	61	22
				NEEDLE SET, JET	E4	51	8	O-RING, 13.8X2.5	F2	53	14
HUB SUB ASSY., FR.	F12	63	6	NUT B, BRAKE ROD ADJUSTING	F11	62	14	O-RING, 18X3	D10	41	6
HUB SUB ASSY., RR.	F16	67	11		G11	78	18	O-RING, 27X2.0	D6	17	32
				NUT, CLIP, 6MM	G8	75	14	O-RING, 39.5X5	D2	33	16
[I]					H5	88	7	O-RING, 42MM	G4	71	12
INDICATOR, FR. BRAKE	F11	62	8	NUT, EXHAUST PIPE, 8MM	G10	77	9	O-RING, 42MM	G1	68	23
INSULATOR, CARBURETOR	D2	33	7	NUT, FLANGE CAP, 10MM	G16	83	6	O-RING, 8.8X1.9	G3	70	18
					H1	84	5	OUTER COMP., CLUTCH	D6	37	11
				NUT, FLANGE SPECIAL, 10MM	F6	57	10		D7	38	1
					G13	80	6		D8	39	1
				NUT, FLANGE SPECIAL, 12MM	F12	63	10	[P]			
					F13	64	7	PACKING	F9	60	19
JET COMP.	E4	51	24		F15	66	11	PACKING, LENS	H4	87	4
JET, MAIN, #100	E4	51	23	NUT, FLANGE SPECIAL, 6MM	G14	81	15				
JOINT B, BRAKE ARM	F11	62	13		F8	59	4	PANEL COMP., RR. BRAKE	F14	65	3
	G11	78	17	NUT, FLANGE SPECIAL, 8MM	F14	65	10	PANEL SUB COMP., FR. BRAKE	F11	62	5
JOINT, DRIVE CHAIN	G14	81	4		F16	67	18	PEDAL COMP., BRAKE	G11	78	9
JOINT, SPRING	F10	61	4	NUT, FLANGE, 10MM	G2	69	13	PEDAL, GEAR CHANGE	G11	78	1
					H3	86	11	PIECE, OIL LOCK	F9	60	9
[K]				NUT, FLANGE, 12MM	H7	90	7		F10	61	10
KEY SET	F6	57	1		D11	42	4	PINION, KICK STARTER	E3	50	1
KEY, BLANK	F6	57	3		F12	63	10	PIN A, PILLION STEP	G12	79	13
KEY, WOODRUFF, 4MM	D15	46	8		F13	64	7	PIN, GUIDE ROLLER	D4	35	11
				NUT, FLANGE, 6MM	F14	65	11	PIN, PISTON	D15	46	4
					G14	81	15	PIN, SHIFT RETURN SPRING	E2	49	10
					F5	56	23	PIN, SPLIT, 1.6X12	G12	79	12
					F11	62	12	PIN, SPLIT, 2.0X12	G11	78	14
					F14	65	10	PIN, SPLIT, 2.0X15	F15	66	16
					G4	71	13		G15	82	21
				NUT, FLANGE, 8MM	G9	76	13	PIN, SPLIT, 3.0X30	G13	80	8
					G10	77	10	PIPE COMP A, INLET	D2	33	9
LABEL, AIR CLEANER ELEMENT NOTICE	H10	93	2	NUT, HEX., 10MM	F3	54	5	PIPE COMP., AIR FEED	G9	76	3
LABEL, DRIVE	H10	93	3		G14	81	17	PIPE COMP., FR. FORK	F9	60	5
LABEL, TIRE & DRIVE CHAIN	H10	93	1	NUT, HEX., 6MM	G14	81	17		F10	61	5
LENS	F2	53	4	NUT, HEX., 7MM	D2	33	13	PIPE, SEAT	F9	60	11
LENS COMP., L.	H3	86	4	NUT, HEX., 8MM	F15	66	15		F10	61	12
LENS COMP., R.	H3	86	2		G14	81	18	PIPE, STEERING HANDLE	F6	57	4
LENS COMP., TAILLIGHT	H4	87	2	NUT, RR. AXLE SLEEVE	F16	67	17	PISTON	D15	46	3
LEVER COMP., CHOKE	E4	51	6		G2	69	12				
LEVER COMP., CLUTCH	D6	37	4	NUT, RR. FENDER	H2	85	5				
LEVER COMP., L. HANDLE	F4	55	18	NUT, SPECIAL FLANGE, 14MM	D7	38	12				

5

PART NAME INDEX

J 4

Part name	Address	Page	Ref.	Part name	Address	Page	Ref.	Part name	Address	Page	Ref.
PIVOT, SHIFT DRUM STOPPER ARM	E2	49	13	RUBBER A, TAILLIGHT MOUNTING ..	H4	87	5	SHAFT, IN. ROCKER ARM.....	D3	34	4
PLATE COMP., GEARSHIFT DRUM				RUBBER B, SEAT SETTING	G5	72	5	SHAFT, MAIN STAND PIVOT.....	G11	78	11
STOPPER	E2	49	5	RUBBER, CHANGE PEDAL	G11	78	15	SHAFT, REDUCTION GEAR.....	D9	40	4
PLATE SET, VALVE	E4	51	10	RUBBER, CUSHION	G9	76	1	SHOE SET, BRAKE.....	F11	62	1
PLATE, BEARING HOLDER	D14	45	8	RUBBER, KICK STARTER	G11	78	4		F14	65	1
PLATE, CLUTCH	D7	38	6	RUBBER, LOWER COWL MOUNTING ...	H8	91	4	SLEEVE, RR. WHEEL.....	F16	67	7
	D8	39	5	RUBBER, MUFFLER MOUNTING	G10	77	6		G2	69	4
PLATE, CLUTCH LIFTER	D7	38	8	RUBBER, PILLION STEP	G12	79	3	SLIDER, CHAIN.....	G14	81	11
	D8	39	7	RUBBER, PROTECTOR MOUNTING	G10	77	3	SOCKET COMP.....	F2	53	9
PLATE, CLUTCH PRESSURE	D7	38	7	RUBBER, PROTECTOR PACKING	G10	77	2	SPACER, IGNITION COIL.....	H6	89	3
	D8	39	6	RUBBER, RR. FUEL TANK MOUNTING	G4	71	5	SPANNER, 14X17.....	H9	92	4
PLATE, CONTACT FIXING	D14	45	5	RUBBER, SEAT CUSHION	G5	72	4	SPARK UNIT COMP.....	H6	89	1
PLATE, FIXING	D16	47	12	RUBBER, SEAT STAY	G5	72	6	SPEEDOMETER COMP.....	F2	53	3
PLATE, FR. ENGINE HANGER	H7	90	4	RUBBER, STEP	G12	79	2	SPINDLE COMP., GEARSHIFT.....	E2	49	8
PLATE, FR. WINKER	H3	86	8	RUBBER, STOPPER ARM	F14	65	7	SPINDLE, KICK STARTER.....	E3	50	3
PLATE, OIL STOPPER	D14	45	3	RUBBER, TAILLIGHT BRACKET	H6	89	7	SPOKE SET A, 10X162.5.....	F12	63	14
PLATE, SETTING	E4	51	13					SPOKE SET A, 10X163.....	F12	63	13
PLATE, SPRING JOINT	F9	60	3	[S]				SPOKE SET A, RR.....	F16	67	2
PLUG, SPARK	D2	33	10	SCREEN SET, FUEL STRAINER	G4	71	2	SPOKE SET B, RR.....	F16	67	3
[R]				SCREEN, OIL FILTER	D13	44	7	SPRING ASSY., SIDE STAND.....	G13	80	4
RACE, STEERING BALL	F7	58	2	SCREW-WASHER, 3X22	F2	53	7	SPRING A, BRAKE ROD.....	G11	78	16
RACE, STEERING BOTTOM CONE	F7	58	4	SCREW-WASHER, 4X18	E4	51	18	SPRING SET, BRAKE PEDAL.....	G11	78	10
RACE, STEERING TOP BALL	F7	58	2	SCREW-WASHER, 4X6	D12	43	5	SPRING, BRAKE ARM RETURN.....	F11	62	10
RACE, STEERING TOP CONE	F7	58	3	SCREW-WASHER, 5X12	E4	51	19	SPRING, BRAKE SHOE	F11	62	2
RATCHET, STARTER DRIVE	E3	50	2	SCREW-WASHER, 5X16	D12	43	6	SPRING, CAM CHAIN TENSIONER...	D4	35	7
RECEIVER, CLUTCH CABLE	D6	37	6	SCREW-WASHER, SPECIAL, 4X10 ...	F2	53	11	SPRING, CLUTCH.....	D7	38	9
RECTIFIER COMP., REGULATOR ...	H6	89	5	SCREW SET	E4	51	4		D8	39	8
REFLECTOR, FR. SIDE REFLEX ...	F8	59	1	SCREW, HINGE PATCH	H8	91	6	SPRING, CLUTCH LEVER.....	D6	37	5
REFLECTOR, REFLEX	H2	85	1	SCREW, PAN, 5X20	F5	56	21	SPRING, FRICTION STARTER GEAR...	E3	50	6
RELAY COMP., POWER	H6	89	13	SCREW, PAN, 5X22	F5	56	22	SPRING, FR. BRAKE SHOE.....	F11	62	2
RELAY COMP., STARTER	H6	89	12	SCREW, PAN, 6X12	G10	77	8		F14	65	5
RELAY COMP., WINKER	H6	89	10	SCREW, PAN, 6X12	G10	77	8	SPRING, FR. FORK.....	F9	60	2
RETAINER, KICK SPINDLE	E3	50	4	SCREW, SIDE STAND PIVOT	G13	80	5	SPRING, FR. FORK.....	F10	61	2
RETAINER, VALVE SPRING	D3	34	9	SCREW, SPECIAL, 6X17	G7	74	5	SPRING, GEARSHIFT RETURN.....	E2	49	9
RIM, RR. WHEEL	F12	63	1	SCREW, TAPPET ADJUSTING	D3	34	13	SPRING, KICK RETURN.....	E3	50	7
	F16	67	13	SCREW, TAPPING, 3X14	F2	53	12	SPRING, KICK STARTER.....	G11	78	5
RING SET, PISTON	D15	46	2	SCREW, TAPPING, 4X10	G7	74	6	SPRING, MAIN STAND.....	G13	80	2
RING, BACK UP	F10	61	7	SCREW, TAPPING, 4X12	H3	86	10	SPRING, REBOUND.....	F9	60	6
RING, OIL SEAL STOP	F10	61	21		H4	87	11		F10	61	6
RING, OIL SEAL STOPPER	F9	60	20	SCREW, TAPPING, 4X14	F2	53	13	SPRING, SHIFT DRUM STOPPER....	E2	49	7
RING, PISTON	F9	60	10	SCREW, TAPPING, 4X8	D13	44	15	SPRING, STOP SWITCH.....	G11	78	7
	F10	61	11	SCREW, TAPPING, 5X12	G6	73	5	SPRING, VALVE.....	D3	34	8
ROD COMP., RR. BRAKE	G11	78	8		G12	79	10	SPROCKET, CAM.....	D4	35	1
ROD COMP., TENSIONER PUSH	D4	35	8	SCREW, TAPPING, 5X16	F2	53	15	SPROCKET, DRIVE.....	D16	47	11
ROD, CLUTCH LIFTER	D7	38	10		H5	88	8	SPROCKET, FINAL DRIVEN.....	F16	67	5
	D8	39	9	SCREW, TAPPING, 5X20	G8	75	16		G2	69	2
ROLLER COMP., CAM CHAIN GUIDE	D4	35	10	SCREW, U-LOCK FLAT, 6X12	F6	57	8	STAND COMP., MAIN.....	G13	80	1
				SEAL SET, FR. FORK	F9	60	12	STATOR COMP.....	D11	42	2
ROLLER, 3X15.8	D13	44	19		F10	61	13	STAY, RR. WINKER.....	H3	86	9
ROLLER, 3X8.5	E2	49	17	SEAL, AIR CLEANER	G8	75	2	STEM SUB ASSY., STEERING.....	F7	58	8
ROLLER, CAM CHAIN TENSIONER ..	D4	35	4					STOPPER COMP., GEARSHIFT DRUM...	E2	49	6
ROTOR, NEUTRAL SWITCH	E2	49	11	SEAL, AIR CLEANER CASE	G8	75	5	STRIPE, L. FUEL TANK.....	H11	94	4
ROTOR, OIL FILTER	D13	44	8	SEAL, VALVE STEM	D3	34	1	STRIPE, L. SIDE COVER.....	H12	95	10
ROTOR, OIL PUMP INNER	D13	44	5	SEAT ASSY., DOUBLE	G5	72	1	STRIPE, RR. COWL.....	H12	95	7
ROTOR, OIL PUMP OUTER	D13	44	6	SEAT, VALVE SPRING	D3	34	10	STRIPE, R. FUEL TANK.....	H11	94	3
RUBBER A, SEAT SETTING	G5	72	3	SET RING, 20MM	E3	50	10	STRIPE, R. SIDE COVER.....	H12	95	9
RUBBER A, STAND STOPPER	G10	77	12	SHAFT, EX. ROCKER ARM	D3	34	5	SUB CORD, HEADLIGHT.....	F1	52	3
				SHAFT, GEARSHIFT FORK	E2	49	3	SUB CORD, STARTER MOTOR.....	D12	43	3



PART NAME INDEX

J 5

Part name	Address	Page	Ref.	Part name	Address	Page	Ref.	Part name	Address	Page	Ref.
SUSPENSION, POWER RELAY	H6	89	14	WASHER, 6.3X22X1.2	H4	87	10				
SUSPENSION, STARTER RELAY	H6	89	15	WASHER, 7.2X16X2.5	D2	33	14				
SUSPENSION, WINKER RELAY	H6	89	11	WASHER, 8MM	D4	35	18				
SWINGARM SUB ASSY., RR.	G14	81	12		F15	66	12				
SWITCH ASSY., CLUTCH	F4	55	6	WASHER, 8.5X26X2.3	D4	35	16				
SWITCH ASSY., COMBINATION & LOCK	F6	57	2	WASHER, 9.2MM	D13	44	13				
SWITCH ASSY., FR. STOP	F4	55	7	WASHER, DRAIN PLUG, 12MM	D14	45	11				
SWITCH ASSY., RR. STOP	G11	78	6	WASHER, DRUM STOPPER	E2	49	14				
SWITCH ASSY., STARTER	F4	55	4	WASHER, PILLION STEP	G12	79	4				
SWITCH ASSY., WINKER	F4	55	5	WASHER, PLAIN, 12MM	G16	83	8				
					H1	84	7				
				WASHER, PLAIN, 5MM	G11	78	13				
[T]				WASHER, PLAIN, 6MM	G12	79	11				
TAILLIGHT UNIT	H4	87	1		H8	91	10				
TANK SET, FUEL	G4	71	4	WASHER, PLAIN, 6X16	G9	76	8				
THREAD COMP., STEERING HEAD TOP	F7	58	6	WASHER, PLAIN, 6.5X15	D4	35	15				
TIRE, FR.	F12	63	8	WASHER, PLAIN, 8MM	G10	77	11				
	F13	64	6		G14	81	19				
TIRE, RR.	F16	67	14	WASHER, REGULATOR SETTING	G9	76	9				
	G2	69	9	WASHER, RR. AXLE	F15	66	13				
TUBE	F1	52	5		F16	67	19				
	F12	63	9	WASHER, SEALING, 14MM	D4	35	19				
TUBE A, AIR SUCTION VALVE	G9	76	5	WASHER, SEALING, 6.5MM	D4	35	17				
TUBE B, AIR SUCTION VALVE	G9	76	6		D6	37	8				
TUBE SET, TUFF UP	F16	67	4	WASHER, SPECIAL, 10MM	G16	83	7				
TUBE, 3.5X250	G9	76	15		H1	84	6				
TUBE, 3.5X400	E4	51	22	WASHER, SPECIAL, 12X23	D16	47	15				
TUBE, AIR CLEANER CONNECTING ..	G8	75	11	WASHER, SPECIAL, 14MM	E3	50	8				
TUBE, AIR CLEANER DRAIN	G8	75	8	WASHER, SPECIAL, 24X12X2.3	D11	42	3				
TUBE, AIR VENT	E4	51	17	WASHER, SPECIAL, 8MM	F10	61	20				
TUBE, BREATHER	G8	75	12	WASHER, SPEEDOMETER GEAR	F11	62	4				
TUBE, FUEL	G4	71	9	WASHER, SPLINE, 17MM	D16	47	16				
TUBE, VINYL, 11X15X40	G8	75	7	WASHER, SPLINE, 20MM	D16	47	17				
				WASHER, SPRING, 10MM	G15	82	20				
[V]				WASHER, STEERING STEM	F6	57	11				
VALVE ASSY., AIR SUCTION	G9	76	2	WASHER, THRUST, 15MM	D16	47	14				
VALVE COMP., FLOAT	E4	51	14	WASHER, THRUST, 17MM	D7	38	13				
VALVE SET, THROTTLE	E4	51	7		D8	39	12				
VALVE, EX.	D3	34	7	WHEEL SUB ASSY., FR.	F12	63	7				
VALVE, IN.	D3	34	6		F13	64	5				
VALVE, RIM	F13	64	1	WHEEL SUB ASSY., RR.	F16	67	12				
	G2	69	10		G2	69	8				
VISOR SET, FR.	H8	91	2	WINKER ASSY., L. FR.	H3	86	3				
				WINKER ASSY., L. RR.	H3	86	6				
[W]				WINKER ASSY., R. FR.	H3	86	1				
WASHER, 10.3MM	F6	57	12	WINKER ASSY., R. RR.	H3	86	5				
	F9	60	18	WRENCH, SPARK PLUG	H9	92	3				
	F10	61	19								
WASHER, 14MM	E2	49	15								
WASHER, 14.2X26X3	D7	38	14								
	D8	39	13								
	D13	44	12								
WASHER, 15.5X22	G11	78	12								
WASHER, 17X22	G13	80	7								
WASHER, 25X20.2X1	E3	50	9								

1

FOREWORD INDEX

2

ENGINE GROUP

3

FRAME GROUP

4

PART NUMBER INDEX

5

PART NAME INDEX

HONDA
The Power of Dreams



PARTS CATALOGUE NEWS

Honda Motor Co., Ltd.
Customer Service Technology Development Division

PARTS CATALOGUE - CORRECTED

Printed in Japan

CODE NO.	18K23ED1
PARTS CATALOGUE NEWS	CB110C/CM CB110CE CB110CME
NEWS NO.	001

(ID-KD)K23

Block No.	Ref. No.	Note	Part No.	Description	Reqd. QTY		Serial No.	Parts catalogue code
					CB110 C E	CM E		
F-4	2	E	22870-K23-900	*PARTS NO. DELETION				
		E	22870-K23-910	*PARTS NO. DELETION				
		A	22870-K14-900	CABLE COMP., CLUTCH	1	1		
F-21	1	E	16950-KZA-W01	*PARTS NO. DELETION				
		A	16950-K23-900	COCK ASSY., FUEL	1	1		
			(UCAL)					
	3	E	16955-KZA-W00	*PARTS NO. DELETION				
A		16955-K23-900	CUP SET, FUEL STRAINER	1	1			
		(UCAL)						
F-27	11	E	94103-08000	*PARTS NO. DELETION				
		A	90505-KY4-900	WASHER, PLAIN, 8MM	1	1		

NOTE A:PART NO. CHANGE D:NEWLY PROVIDED E:PART NO. DELETION K:REQUIRED NO. CORRECTION L:APPLICATION SERIAL NO. CORRECTION
M:PART DESCRIPTION CORRECTION T:APPLICATION CORRECTION Z:REMARKS CHANGE



PARTS CATALOGUE NEWS

Honda Motor Co., Ltd.
Customer Service Technology Development Division

PARTS CATALOGUE - CORRECTED

Printed in Japan

CODE NO.	18K23ED1
PARTS CATALOGUE NEWS	CB110C/CM CB110CE CB110CME
NEWS NO.	002

(ID-KD)K23

NOTE A:PART NO. CHANGE D:NEWLY PROVIDED E:PART NO. DELETION K:REQUIRED NO. CORRECTION L:APPLICATION SERIAL NO. CORRECTION
M:PART DESCRIPTION CORRECTION T:APPLICATION CORRECTION Z:REMARKS CHANGE

PARTS CATALOGUE NEWS

BOOKNo. : 18K23ED1

CB110C (CB110CE).....2ID

No.	MODEL		CB110CE							
	COLOR		Black	Black	Force silver metallic	Monsoon gray metallic	Applicable model		Applicable block No.	Ref. No.
	CODE		NH-1	NH-1	NH-411M	NH-B04M	Initial applicable model	Final applicable model		
	Name of colored parts	Basic part No.	NH1B	NH1V	NH411	NHB04				
1	BRIDGE COMP., FORK TOP	53230-K23-900	ZB	ZB	ZB	ZB			F-7	6
2	COVER SET, L. SIDE	83620-K23-900	ZF	ZE	ZD	ZC			F-24	3
3	COVER SET, R. SIDE	83520-K23-900	ZF	ZE	ZD	ZC			F-24	2
4	COWL SET, RR.	77220-K23-900	ZK	ZK	ZJ	ZH			F-23-10	3
5	FENDER, FR.	61100-K23-900	ZE	ZE	ZD	ZF			F-10	3
6	MARK, HONDA	86101-K23-900	ZE	ZE	ZD	ZC			F-50	1
7	MARK, HONDA	86102-K23-900	ZE	ZE	ZD	ZC			F-50	2
8	MARK, L. WING	86202-K23-900	ZE	ZE	ZD	ZC			F-50	6
9	MARK, R. WING	86201-K23-900	ZE	ZE	ZD	ZC			F-50	5
10	PANEL COMP., RR. BRAKE	43100-KTE-950	ZA	ZA	ZA	ZA			F-18	3
11	PANEL SUB COMP., FR. BRAKE	45010-KTE-951	ZA	ZA	ZA	ZA			F-13	5
12	PIPE, STEERING HANDLE	53100-K14-900	ZC	ZC	ZC	ZC			F-7	4
13	SEAT ASSY., DOUBLE	77200-K23-900	ZA	ZA	ZA	ZA			F-23	1
14	STRIPE, L. FUEL TANK	86172-K23-900	ZF	ZE	ZD	ZC			F-50	4
15	STRIPE, L. SIDE COVER	86832-K23-900	ZF	ZE	ZD	ZC			F-50	10
16	STRIPE, R. FUEL TANK	86171-K23-900	ZF	ZE	ZD	ZC			F-50	3

NOTE A:PART NO. CHANGE D:NEWLY PROVIDED E:PART NO.DELETION K:REQUIRED NO. CORRECTION L:APPLICATION SERIAL NO. CORRECTION
M:PART DESCRIPTION CORRECTION T:APPLICATION CORRECTION Z:REMARKS CHANGE

PARTS CATALOGUE NEWS

BOOKNo. : 18K23ED1

CB110C (CB110CE).....2ID

No.	MODEL		CB110CE							
	COLOR		Black	Black	Force silver metallic	Monsoon gray metallic	Applicable model		Applicable block No.	Ref. No.
	CODE		NH-1	NH-1	NH-411M	NH-B04M	Initial applicable model	Final applicable model		
	Name of colored parts	Basic part No.	NH1B	NH1V	NH411	NHB04				
17	STRIPE, R. SIDE COVER	86831-K23-900	ZF	ZE	ZD	ZC			F-50	9
18	STRIPE, RR. COWL	86771-K23-900	ZF	ZF	ZF	ZF			F-50	7
19	TANK SET, FUEL	17500-K23-900	ZF	ZE	ZD	ZC			F-21	4
20	VISOR SET, FR.	61300-K23-900	ZJ	ZJ	-	-			F-43	2
21	WHEEL SUB ASSY., FR.	44650-K23-910	ZA	ZA	ZA	ZA			F-14-30	5
22	WHEEL SUB ASSY., RR.	42650-K23-910	ZA	ZA	ZA	ZA			F-19-30	8

NOTE A:PART NO. CHANGE D:NEWLY PROVIDED E:PART NO.DELETION K:REQUIRED NO. CORRECTION L:APPLICATION SERIAL NO. CORRECTION
M:PART DESCRIPTION CORRECTION T:APPLICATION CORRECTION Z:REMARKS CHANGE

PARTS CATALOGUE NEWS

BOOKNo. : 18K23ED1

CB110C (CB110CE).....2ID

No.	MODEL		CB110CE					
	COLOR		Midnight blue metallic	Alpha red metallic	Applicable model		Applicable block No.	Ref. No.
	CODE		PB-375M	R-316M	Initial applicable model	Final applicable model		
	Name of colored parts	Basic part No.	PB375	R316				
1	BRIDGE COMP., FORK TOP	53230-K23-900	ZB	ZB			F-7	6
2	COVER SET, L. SIDE	83620-K23-900	ZB	ZA			F-24	3
3	COVER SET, R. SIDE	83520-K23-900	ZB	ZA			F-24	2
4	COWL SET, RR.	77220-K23-900	ZF	ZD			F-23-10	3
5	FENDER, FR.	61100-K23-900	ZC	ZB			F-10	3
6	MARK, HONDA	86101-K23-900	ZB	ZA			F-50	1
7	MARK, HONDA	86102-K23-900	ZB	ZA			F-50	2
8	MARK, L. WING	86202-K23-900	ZB	ZA			F-50	6
9	MARK, R. WING	86201-K23-900	ZB	ZA			F-50	5
10	PANEL COMP., RR. BRAKE	43100-KTE-950	ZA	ZA			F-18	3
11	PANEL SUB COMP., FR. BRAKE	45010-KTE-951	ZA	ZA			F-13	5
12	PIPE, STEERING HANDLE	53100-K14-900	ZC	ZC			F-7	4
13	SEAT ASSY., DOUBLE	77200-K23-900	ZA	ZA			F-23	1
14	STRIPE, L. FUEL TANK	86172-K23-900	ZB	ZA			F-50	4
15	STRIPE, L. SIDE COVER	86832-K23-900	ZB	ZA			F-50	10
16	STRIPE, R. FUEL TANK	86171-K23-900	ZB	ZA			F-50	3
17	STRIPE, R. SIDE COVER	86831-K23-900	ZB	ZA			F-50	9
18	STRIPE, RR. COWL	86771-K23-900	ZF	ZF			F-50	7
19	TANK SET, FUEL	17500-K23-900	ZB	ZA			F-21	4
20	VISOR SET, FR.	61300-K23-900	ZF	ZD			F-43	2
21	WHEEL SUB ASSY., FR.	44650-K23-910	ZA	ZA			F-14-30	5
22	WHEEL SUB ASSY., RR.	42650-K23-910	ZA	ZA			F-19-30	8

NOTE A:PART NO. CHANGE D:NEWLY PROVIDED E:PART NO.DELETION K:REQUIRED NO. CORRECTION L:APPLICATION SERIAL NO. CORRECTION
M:PART DESCRIPTION CORRECTION T:APPLICATION CORRECTION Z:REMARKS CHANGE

PARTS CATALOGUE NEWS

BOOKNo. : 18K23ED1

CB110C (CB110CE).....ID

No.	MODEL		CB110CE							
	COLOR		Black	Black	Force silver metallic	Monsoon gray metallic	Applicable model		Applicable block No.	Ref. No.
	CODE		NH-1	NH-1	NH-411M	NH-B04M				
	Name of colored parts	Basic part No.	NH1B	NH1V	NH411	NHB04	Initial applicable model	Final applicable model		
1	BRIDGE COMP., FORK TOP	53230-K23-900	ZB	ZB	ZB	ZB			F-7	6
2	COVER SET, L. SIDE	83620-K23-900	ZF	ZE	ZD	ZC			F-24	3
3	COVER SET, R. SIDE	83520-K23-900	ZF	ZE	ZD	ZC			F-24	2
4	COWL SET, RR.	77220-K23-900	ZK	ZK	ZJ	ZH			F-23-10	3
5	FENDER, FR.	61100-K23-900	ZE	ZE	ZD	ZF			F-10	3
6	HUB SUB ASSY., FR.	44635-KTE-640	ZC	ZC	ZC	ZC			F-14-10	6
7	HUB SUB ASSY., RR.	42635-KTE-640	ZC	ZC	ZC	ZC			F-19-10	11
8	MARK, HONDA	86101-K23-900	ZE	ZE	ZD	ZC			F-50	1
9	MARK, HONDA	86102-K23-900	ZE	ZE	ZD	ZC			F-50	2
10	MARK, L. WING	86202-K23-900	ZE	ZE	ZD	ZC			F-50	6
11	MARK, R. WING	86201-K23-900	ZE	ZE	ZD	ZC			F-50	5
12	PANEL COMP., RR. BRAKE	43100-KTE-950	ZA	ZA	ZA	ZA			F-18	3
13	PANEL SUB COMP., FR. BRAKE	45010-KTE-951	ZA	ZA	ZA	ZA			F-13	5
14	PIPE, STEERING HANDLE	53100-K14-900	ZC	ZC	ZC	ZC			F-7	4
15	SEAT ASSY., DOUBLE	77200-K23-900	ZA	ZA	ZA	ZA			F-23	1
16	STRIPE, L. FUEL TANK	86172-K23-900	ZF	ZE	ZD	ZC			F-50	4
17	STRIPE, L. SIDE COVER	86832-K23-900	ZF	ZE	ZD	ZC			F-50	10
18	STRIPE, R. FUEL TANK	86171-K23-900	ZF	ZE	ZD	ZC			F-50	3
19	STRIPE, R. SIDE COVER	86831-K23-900	ZF	ZE	ZD	ZC			F-50	9
20	STRIPE, RR. COWL	86771-K23-900	ZF	ZF	ZF	ZF			F-50	7
21	TANK SET, FUEL	17500-K23-900	ZF	ZE	ZD	ZC			F-21	4
22	VISOR SET, FR.	61300-K23-900	ZJ	ZJ	-	-			F-43	2
23	WHEEL SUB ASSY., FR.	44650-KTE-640	ZC	ZC	ZC	ZC			F-14-10	7
24	WHEEL SUB ASSY., RR.	42650-KTE-640	ZC	ZC	ZC	ZC			F-19-10	12

NOTE A:PART NO. CHANGE D:NEWLY PROVIDED E:PART NO. DELETION K:REQUIRED NO. CORRECTION L:APPLICATION SERIAL NO. CORRECTION
M:PART DESCRIPTION CORRECTION T:APPLICATION CORRECTION Z:REMARKS CHANGE

CB110C (CB110CE).....ID

No.	MODEL		CB110CE					
	COLOR		Midnight blue metallic	Alpha red metallic	Applicable model		Applicable block No.	Ref. No.
	CODE		PB-375M	R-316M	Initial applicable model	Final applicable model		
	Name of colored parts	Basic part No.	PB375	R316				
1	BRIDGE COMP., FORK TOP	53230-K23-900	ZB	ZB			F-7	6
2	COVER SET, L. SIDE	83620-K23-900	ZB	ZA			F-24	3
3	COVER SET, R. SIDE	83520-K23-900	ZB	ZA			F-24	2
4	COWL SET, RR.	77220-K23-900	ZF	ZD			F-23-10	3
5	FENDER, FR.	61100-K23-900	ZC	ZB			F-10	3
6	HUB SUB ASSY., FR.	44635-KTE-640	ZC	ZC			F-14-10	6
7	HUB SUB ASSY., RR.	42635-KTE-640	ZC	ZC			F-19-10	11
8	MARK, HONDA	86101-K23-900	ZB	ZA			F-50	1
9	MARK, HONDA	86102-K23-900	ZB	ZA			F-50	2
10	MARK, L. WING	86202-K23-900	ZB	ZA			F-50	6
11	MARK, R. WING	86201-K23-900	ZB	ZA			F-50	5
12	PANEL COMP., RR. BRAKE	43100-KTE-950	ZA	ZA			F-18	3
13	PANEL SUB COMP., FR. BRAKE	45010-KTE-951	ZA	ZA			F-13	5
14	PIPE, STEERING HANDLE	53100-K14-900	ZC	ZC			F-7	4
15	SEAT ASSY., DOUBLE	77200-K23-900	ZA	ZA			F-23	1
16	STRIPE, L. FUEL TANK	86172-K23-900	ZB	ZA			F-50	4
17	STRIPE, L. SIDE COVER	86832-K23-900	ZB	ZA			F-50	10
18	STRIPE, R. FUEL TANK	86171-K23-900	ZB	ZA			F-50	3
19	STRIPE, R. SIDE COVER	86831-K23-900	ZB	ZA			F-50	9
20	STRIPE, RR. COWL	86771-K23-900	ZF	ZF			F-50	7
21	TANK SET, FUEL	17500-K23-900	ZB	ZA			F-21	4
22	VISOR SET, FR.	61300-K23-900	-	-			F-43	2
23	WHEEL SUB ASSY., FR.	44650-KTE-640	ZC	ZC			F-14-10	7
24	WHEEL SUB ASSY., RR.	42650-KTE-640	ZC	ZC			F-19-10	12

NOTE A:PART NO. CHANGE D:NEWLY PROVIDED E:PART NO.DELETION K:REQUIRED NO. CORRECTION L:APPLICATION SERIAL NO. CORRECTION
M:PART DESCRIPTION CORRECTION T:APPLICATION CORRECTION Z:REMARKS CHANGE

PARTS CATALOGUE NEWS

BOOKNo. : 18K23ED1

CB110CM (CB110CME)

No.	MODEL		CB110CME							
	COLOR		Black	Black	Force silver metallic	Monsoon gray metallic	Applicable model		Applicable block No.	Ref. No.
	CODE		NH-1	NH-1	NH-411M	NH-B04M				
	Name of colored parts	Basic part No.	NH1B	NH1V	NH411	NHB04	Initial applicable model	Final applicable model		
1	BRIDGE COMP., FORK TOP	53230-K23-900	ZB	ZB	ZB	ZB			F-7	6
2	COVER SET, L. SIDE	83620-K23-900	ZF	ZE	ZD	ZC			F-24	3
3	COVER SET, R. SIDE	83520-K23-900	ZF	ZE	ZD	ZC			F-24	2
4	COWL SET, RR.	77220-K23-900	ZK	ZK	ZJ	ZH			F-23-10	3
5	FENDER, FR.	61100-K23-900	ZE	ZE	ZD	ZF			F-10	3
6	MARK, HONDA	86101-K23-900	ZE	ZE	ZD	ZC			F-50	1
7	MARK, HONDA	86102-K23-900	ZE	ZE	ZD	ZC			F-50	2
8	MARK, L. WING	86202-K23-900	ZE	ZE	ZD	ZC			F-50	6
9	MARK, R. WING	86201-K23-900	ZE	ZE	ZD	ZC			F-50	5
10	PANEL COMP., RR. BRAKE	43100-KTE-950	ZA	ZA	ZA	ZA			F-18	3
11	PANEL SUB COMP., FR. BRAKE	45010-KTE-951	ZA	ZA	ZA	ZA			F-13	5
12	PIPE, STEERING HANDLE	53100-K14-900	ZC	ZC	ZC	ZC			F-7	4
13	SEAT ASSY., DOUBLE	77200-K23-900	ZA	ZA	ZA	ZA			F-23	1
14	STRIPE, L. FUEL TANK	86172-K23-900	ZF	ZE	ZD	ZC			F-50	4
15	STRIPE, L. SIDE COVER	86832-K23-900	ZF	ZE	ZD	ZC			F-50	10
16	STRIPE, R. FUEL TANK	86171-K23-900	ZF	ZE	ZD	ZC			F-50	3
17	STRIPE, R. SIDE COVER	86831-K23-900	ZF	ZE	ZD	ZC			F-50	9
18	STRIPE, RR. COWL	86771-K23-900	ZF	ZF	ZF	ZF			F-50	7
19	TANK SET, FUEL	17500-K23-900	ZF	ZE	ZD	ZC			F-21	4
20	VISOR SET, FR.	61300-K23-900	ZJ	ZJ	-	-			F-43	2
21	WHEEL SUB ASSY., FR.	44650-K23-910	ZA	ZA	ZA	ZA			F-14-30	5
22	WHEEL SUB ASSY., RR.	42650-K23-910	ZA	ZA	ZA	ZA			F-19-30	8

NOTE A:PART NO. CHANGE D:NEWLY PROVIDED E:PART NO. DELETION K:REQUIRED NO. CORRECTION L:APPLICATION SERIAL NO. CORRECTION
M:PART DESCRIPTION CORRECTION T:APPLICATION CORRECTION Z:REMARKS CHANGE

PARTS CATALOGUE NEWS

BOOKNo. : 18K23ED1

CB110CM (CB110CME)

No.	MODEL		CB110CME					Ref. No.
	COLOR		Midnight blue metallic	Alpha red metallic	Applicable model		Applicable block No.	
	CODE		PB-375M	R-316M				
	Name of colored parts	Basic part No.	PB375	R316	Initial applicable model	Final applicable model		
1	BRIDGE COMP., FORK TOP	53230-K23-900	ZB	ZB			F-7	6
2	COVER SET, L. SIDE	83620-K23-900	ZB	ZA			F-24	3
3	COVER SET, R. SIDE	83520-K23-900	ZB	ZA			F-24	2
4	COWL SET, RR.	77220-K23-900	ZF	ZD			F-23-10	3
5	FENDER, FR.	61100-K23-900	ZC	ZB			F-10	3
6	MARK, HONDA	86101-K23-900	ZB	ZA			F-50	1
7	MARK, HONDA	86102-K23-900	ZB	ZA			F-50	2
8	MARK, L. WING	86202-K23-900	ZB	ZA			F-50	6
9	MARK, R. WING	86201-K23-900	ZB	ZA			F-50	5
10	PANEL COMP., RR. BRAKE	43100-KTE-950	ZA	ZA			F-18	3
11	PANEL SUB COMP., FR. BRAKE	45010-KTE-951	ZA	ZA			F-13	5
12	PIPE, STEERING HANDLE	53100-K14-900	ZC	ZC			F-7	4
13	SEAT ASSY., DOUBLE	77200-K23-900	ZA	ZA			F-23	1
14	STRIPE, L. FUEL TANK	86172-K23-900	ZB	ZA			F-50	4
15	STRIPE, L. SIDE COVER	86832-K23-900	ZB	ZA			F-50	10
16	STRIPE, R. FUEL TANK	86171-K23-900	ZB	ZA			F-50	3
17	STRIPE, R. SIDE COVER	86831-K23-900	ZB	ZA			F-50	9
18	STRIPE, RR. COWL	86771-K23-900	ZF	ZF			F-50	7
19	TANK SET, FUEL	17500-K23-900	ZB	ZA			F-21	4
20	VISOR SET, FR.	61300-K23-900	-	-			F-43	2
21	WHEEL SUB ASSY., FR.	44650-K23-910	ZA	ZA			F-14-30	5
22	WHEEL SUB ASSY., RR.	42650-K23-910	ZA	ZA			F-19-30	8

NOTE A:PART NO. CHANGE D:NEWLY PROVIDED E:PART NO.DELETION K:REQUIRED NO. CORRECTION L:APPLICATION SERIAL NO. CORRECTION
M:PART DESCRIPTION CORRECTION T:APPLICATION CORRECTION Z:REMARKS CHANGE

PARTS CATALOGUE NEWS

BOOKNo. : 18K23ED1

Block No.	Ref. No.	Note	Part No.	Description	Reqd. QTY		Serial No.	Parts catalogue code
					CB110 C E	CM E		
E-16	1	E	13000-K23-900	*PARTS NO. DELETION				
		E	91001-K23-901	*PARTS NO. DELETION				
E-22	8	E	16027-K23-901	*PARTS NO. DELETION				
		A	16027-K23-902	NEEDLE SET, JET	1	1		
	12	E	16100-K23-901	*PARTS NO. DELETION				
		A	16100-K23-902	CARBURETOR ASSY. (PB7EY A)	1	1		
	23	E	99101-KST-1000	*PARTS NO. DELETION				
		A	99101-KTT-0980	JET, MAIN, #98	1	1		
	24	E	99103-K23-0420	*PARTS NO. DELETION				
A		99103-KPH-0350	JET, SLOW, #35	1	1			
<hr/>								
Block No.	Ref. No.	Note	Part No.	Description	Reqd. QTY		Serial No.	Parts catalogue code
					CB110 C E	CM E		
F-23-10	3	E	77220-K23-900ZG	*PARTS NO. DELETION				
		E	77220-K23-900ZP	*PARTS NO. DELETION				
		E	77220-K23-900ZQ	*PARTS NO. DELETION				
		E	77220-K23-900ZT	*PARTS NO. DELETION				
		A	77220-K23-900ZD	COWL SET, RR. (WL) *TYPE5*.....	1	1		
		A	77220-K23-900ZF	*TYPE4*.....	1	1		
		A	77220-K23-900ZH	*TYPE3*.....	1	1		
		A	77220-K23-900ZJ	*TYPE2*.....	1	1		
F-43	2	D	61300-K23-900ZD	VISOR SET, FR. (WL) *TYPE5*.....	1	-	-----	21D
		D	61300-K23-900ZF	*TYPE4*.....	1	-	-----	21D
<hr/>								
F-50	1	T	86101-K23-900ZA	MARK, HONDA (70MM) *TYPE5*.....	1	1		

NOTE A:PART NO. CHANGE D:NEWLY PROVIDED E:PART NO.DELETION K:REQUIRED NO. CORRECTION L:APPLICATION SERIAL NO. CORRECTION
M:PART DESCRIPTION CORRECTION T:APPLICATION CORRECTION Z:REMARKS CHANGE

PARTS CATALOGUE NEWS

BOOKNo. : 18K23ED1

Block No.	Ref. No.	Note	Part No.	Description	Reqd. QTY		Serial No.	Parts catalogue code
					CB110 C E	CM E		
		T	86101-K23-900ZB	*TYPE4*.....	1	1		
		T	86101-K23-900ZC	*TYPE3*.....	1	1		

NOTE A:PART NO. CHANGE D:NEWLY PROVIDED E:PART NO.DELETION K:REQUIRED NO. CORRECTION L:APPLICATION SERIAL NO. CORRECTION
M:PART DESCRIPTION CORRECTION T:APPLICATION CORRECTION Z:REMARKS CHANGE



PARTS CATALOGUE NEWS

Honda Motor Co., Ltd.
Customer Service Technology Development Division

PARTS CATALOGUE - CORRECTED

Printed in Japan

CODE NO.	18K23ED1
PARTS CATALOGUE NEWS	CB110C/CM CB110CE CB110CME
NEWS NO.	003

(ID-KD)K23

CB110C (CB110CE).....2ID

No.	MODEL		CB110CE							Ref. No.
	COLOR		Black	Black	Force silver metallic	Monsoon gray metallic	Applicable model		Applicable block No.	
	CODE		NH-1	NH-1	NH-411M	NH-B04M	Initial applicable model	Final applicable model		
	Name of colored parts	Basic part No.	NH1B	NH1V	NH411	NHB04				
17	STRIPE, R. SIDE COVER	86831-K23-900	ZF	ZE	ZD	ZC			F-50	9
18	STRIPE, RR. COWL	86771-K23-900	ZF	ZF	ZF	ZF			F-50	7
19	TANK SET, FUEL	17500-K23-900	ZF	ZE	ZD	ZC			F-21	4
20	VISOR SET, FR.	61300-K23-900	ZJ	ZJ	-	-			F-43	2
21	WHEEL SUB ASSY., FR.	44650-K23-910	ZA	ZA	ZA	ZA			F-14-30	5
22	WHEEL SUB ASSY., RR.	42650-K23-910	ZA	ZA	ZA	ZA			F-19-30	8
23	MARK, HET	86833-KWP-D00	ZA	ZA	ZA	ZA			F-50	11

NOTE A:PART NO. CHANGE D:NEWLY PROVIDED E:PART NO. DELETION K:REQUIRED NO. CORRECTION L:APPLICATION SERIAL NO. CORRECTION
M:PART DESCRIPTION CORRECTION T:APPLICATION CORRECTION Z:REMARKS CHANGE

CB110C (CB110CE).....2ID

No.	MODEL		CB110CE					
	COLOR		Midnight blue metallic	Alpha red metallic	Applicable model		Applicable block No.	Ref. No.
	CODE		PB-375M	R-316M	Initial applicable model	Final applicable model		
	Name of colored parts	Basic part No.	PB375	R316				
1	BRIDGE COMP., FORK TOP	53230-K23-900	ZB	ZB			F-7	6
2	COVER SET, L. SIDE	83620-K23-900	ZB	ZA			F-24	3
3	COVER SET, R. SIDE	83520-K23-900	ZB	ZA			F-24	2
4	COWL SET, RR.	77220-K23-900	ZF	ZD			F-23-10	3
5	FENDER, FR.	61100-K23-900	ZC	ZB			F-10	3
6	MARK, HONDA	86101-K23-900	ZB	ZA			F-50	1
7	MARK, HONDA	86102-K23-900	ZB	ZA			F-50	2
8	MARK, L. WING	86202-K23-900	ZB	ZA			F-50	6
9	MARK, R. WING	86201-K23-900	ZB	ZA			F-50	5
10	PANEL COMP., RR. BRAKE	43100-KTE-950	ZA	ZA			F-18	3
11	PANEL SUB COMP., FR. BRAKE	45010-KTE-951	ZA	ZA			F-13	5
12	PIPE, STEERING HANDLE	53100-K14-900	ZC	ZC			F-7	4
13	SEAT ASSY., DOUBLE	77200-K23-900	ZA	ZA			F-23	1
14	STRIPE, L. FUEL TANK	86172-K23-900	ZB	ZA			F-50	4
15	STRIPE, L. SIDE COVER	86832-K23-900	ZB	ZA			F-50	10
16	STRIPE, R. FUEL TANK	86171-K23-900	ZB	ZA			F-50	3
17	STRIPE, R. SIDE COVER	86831-K23-900	ZB	ZA			F-50	9
18	STRIPE, RR. COWL	86771-K23-900	ZF	ZF			F-50	7
19	TANK SET, FUEL	17500-K23-900	ZB	ZA			F-21	4
20	VISOR SET, FR.	61300-K23-900	ZF	ZD			F-43	2
21	WHEEL SUB ASSY., FR.	44650-K23-910	ZA	ZA			F-14-30	5
22	WHEEL SUB ASSY., RR.	42650-K23-910	ZA	ZA			F-19-30	8
23	MARK, HET	86833-KWP-D00	ZA	ZA			F-50	11

NOTE A:PART NO. CHANGE D:NEWLY PROVIDED E:PART NO.DELETION K:REQUIRED NO. CORRECTION L:APPLICATION SERIAL NO. CORRECTION
M:PART DESCRIPTION CORRECTION T:APPLICATION CORRECTION Z:REMARKS CHANGE

CB110C (CB110CE).....ID

No.	MODEL		CB110CE							
	COLOR		Black	Black	Force silver metallic	Monsoon gray metallic	Applicable model		Applicable block No.	Ref. No.
	CODE		NH-1	NH-1	NH-411M	NH-B04M	Initial applicable model	Final applicable model		
	Name of colored parts	Basic part No.	NH1B	NH1V	NH411	NHB04				
1	BRIDGE COMP., FORK TOP	53230-K23-900	ZB	ZB	ZB	ZB			F-7	6
2	COVER SET, L. SIDE	83620-K23-900	ZF	ZE	ZD	ZC			F-24	3
3	COVER SET, R. SIDE	83520-K23-900	ZF	ZE	ZD	ZC			F-24	2
4	COWL SET, RR.	77220-K23-900	ZK	ZK	ZJ	ZH			F-23-10	3
5	FENDER, FR.	61100-K23-900	ZE	ZE	ZD	ZF			F-10	3
6	HUB SUB ASSY., FR.	44635-KTE-640	ZC	ZC	ZC	ZC			F-14-10	6
7	HUB SUB ASSY., RR.	42635-KTE-640	ZC	ZC	ZC	ZC			F-19-10	11
8	MARK, HONDA	86101-K23-900	ZE	ZE	ZD	ZC			F-50	1
9	MARK, HONDA	86102-K23-900	ZE	ZE	ZD	ZC			F-50	2
10	MARK, L. WING	86202-K23-900	ZE	ZE	ZD	ZC			F-50	6
11	MARK, R. WING	86201-K23-900	ZE	ZE	ZD	ZC			F-50	5
12	PANEL COMP., RR. BRAKE	43100-KTE-950	ZA	ZA	ZA	ZA			F-18	3
13	PANEL SUB COMP., FR. BRAKE	45010-KTE-951	ZA	ZA	ZA	ZA			F-13	5
14	PIPE, STEERING HANDLE	53100-K14-900	ZC	ZC	ZC	ZC			F-7	4
15	SEAT ASSY., DOUBLE	77200-K23-900	ZA	ZA	ZA	ZA			F-23	1
16	STRIPE, L. FUEL TANK	86172-K23-900	ZF	ZE	ZD	ZC			F-50	4
17	STRIPE, L. SIDE COVER	86832-K23-900	ZF	ZE	ZD	ZC			F-50	10
18	STRIPE, R. FUEL TANK	86171-K23-900	ZF	ZE	ZD	ZC			F-50	3
19	STRIPE, R. SIDE COVER	86831-K23-900	ZF	ZE	ZD	ZC			F-50	9
20	STRIPE, RR. COWL	86771-K23-900	ZF	ZF	ZF	ZF			F-50	7
21	TANK SET, FUEL	17500-K23-900	ZF	ZE	ZD	ZC			F-21	4
22	VISOR SET, FR.	61300-K23-900	ZJ	ZJ	-	-			F-43	2
23	WHEEL SUB ASSY., FR.	44650-KTE-640	ZC	ZC	ZC	ZC			F-14-10	7
24	WHEEL SUB ASSY., RR.	42650-KTE-640	ZC	ZC	ZC	ZC			F-19-10	12
25	MARK, HET	86833-KWP-D00	ZA	ZA	ZA	ZA			F-50	11

NOTE A:PART NO. CHANGE D:NEWLY PROVIDED E:PART NO.DELETION K:REQUIRED NO. CORRECTION L:APPLICATION SERIAL NO. CORRECTION
M:PART DESCRIPTION CORRECTION T:APPLICATION CORRECTION Z:REMARKS CHANGE

CB110C (CB110CE).....ID

No.	MODEL		CB110CE					
	COLOR		Midnight blue metallic	Alpha red metallic	Applicable model		Applicable block No.	Ref. No.
	CODE		PB-375M	R-316M	Initial applicable model	Final applicable model		
	Name of colored parts	Basic part No.	PB375	R316				
1	BRIDGE COMP., FORK TOP	53230-K23-900	ZB	ZB			F-7	6
2	COVER SET, L. SIDE	83620-K23-900	ZB	ZA			F-24	3
3	COVER SET, R. SIDE	83520-K23-900	ZB	ZA			F-24	2
4	COWL SET, RR.	77220-K23-900	ZF	ZD			F-23-10	3
5	FENDER, FR.	61100-K23-900	ZC	ZB			F-10	3
6	HUB SUB ASSY., FR.	44635-KTE-640	ZC	ZC			F-14-10	6
7	HUB SUB ASSY., RR.	42635-KTE-640	ZC	ZC			F-19-10	11
8	MARK, HONDA	86101-K23-900	ZB	ZA			F-50	1
9	MARK, HONDA	86102-K23-900	ZB	ZA			F-50	2
10	MARK, L. WING	86202-K23-900	ZB	ZA			F-50	6
11	MARK, R. WING	86201-K23-900	ZB	ZA			F-50	5
12	PANEL COMP., RR. BRAKE	43100-KTE-950	ZA	ZA			F-18	3
13	PANEL SUB COMP., FR. BRAKE	45010-KTE-951	ZA	ZA			F-13	5
14	PIPE, STEERING HANDLE	53100-K14-900	ZC	ZC			F-7	4
15	SEAT ASSY., DOUBLE	77200-K23-900	ZA	ZA			F-23	1
16	STRIPE, L. FUEL TANK	86172-K23-900	ZB	ZA			F-50	4
17	STRIPE, L. SIDE COVER	86832-K23-900	ZB	ZA			F-50	10
18	STRIPE, R. FUEL TANK	86171-K23-900	ZB	ZA			F-50	3
19	STRIPE, R. SIDE COVER	86831-K23-900	ZB	ZA			F-50	9
20	STRIPE, RR. COWL	86771-K23-900	ZF	ZF			F-50	7
21	TANK SET, FUEL	17500-K23-900	ZB	ZA			F-21	4
22	VISOR SET, FR.	61300-K23-900	-	-			F-43	2
23	WHEEL SUB ASSY., FR.	44650-KTE-640	ZC	ZC			F-14-10	7
24	WHEEL SUB ASSY., RR.	42650-KTE-640	ZC	ZC			F-19-10	12
25	MARK, HET	86833-KWP-D00	ZA	ZA			F-50	11

NOTE A:PART NO. CHANGE D:NEWLY PROVIDED E:PART NO.DELETION K:REQUIRED NO. CORRECTION L:APPLICATION SERIAL NO. CORRECTION
M:PART DESCRIPTION CORRECTION T:APPLICATION CORRECTION Z:REMARKS CHANGE

PARTS CATALOGUE NEWS

BOOKNo. : 18K23ED1

CB110CM (CB110CME)

No.	MODEL		CB110CME							
	COLOR		Black	Black	Force silver metallic	Monsoon gray metallic	Applicable model		Applicable block No.	Ref. No.
	CODE		NH-1	NH-1	NH-411M	NH-B04M	Initial applicable model	Final applicable model		
	Name of colored parts	Basic part No.	NH1B	NH1V	NH411	NHB04				
1	BRIDGE COMP., FORK TOP	53230-K23-900	ZB	ZB	ZB	ZB			F-7	6
2	COVER SET, L. SIDE	83620-K23-900	ZF	ZE	ZD	ZC			F-24	3
3	COVER SET, R. SIDE	83520-K23-900	ZF	ZE	ZD	ZC			F-24	2
4	COWL SET, RR.	77220-K23-900	ZK	ZK	ZJ	ZH			F-23-10	3
5	FENDER, FR.	61100-K23-900	ZE	ZE	ZD	ZF			F-10	3
6	MARK, HONDA	86101-K23-900	ZE	ZE	ZD	ZC			F-50	1
7	MARK, HONDA	86102-K23-900	ZE	ZE	ZD	ZC			F-50	2
8	MARK, L. WING	86202-K23-900	ZE	ZE	ZD	ZC			F-50	6
9	MARK, R. WING	86201-K23-900	ZE	ZE	ZD	ZC			F-50	5
10	PANEL COMP., RR. BRAKE	43100-KTE-950	ZA	ZA	ZA	ZA			F-18	3
11	PANEL SUB COMP., FR. BRAKE	45010-KTE-951	ZA	ZA	ZA	ZA			F-13	5
12	PIPE, STEERING HANDLE	53100-K14-900	ZC	ZC	ZC	ZC			F-7	4
13	SEAT ASSY., DOUBLE	77200-K23-900	ZA	ZA	ZA	ZA			F-23	1
14	STRIPE, L. FUEL TANK	86172-K23-900	ZF	ZE	ZD	ZC			F-50	4
15	STRIPE, L. SIDE COVER	86832-K23-900	ZF	ZE	ZD	ZC			F-50	10
16	STRIPE, R. FUEL TANK	86171-K23-900	ZF	ZE	ZD	ZC			F-50	3
17	STRIPE, R. SIDE COVER	86831-K23-900	ZF	ZE	ZD	ZC			F-50	9
18	STRIPE, RR. COWL	86771-K23-900	ZF	ZF	ZF	ZF			F-50	7
19	TANK SET, FUEL	17500-K23-900	ZF	ZE	ZD	ZC			F-21	4
20	VISOR SET, FR.	61300-K23-900	ZJ	ZJ	-	-			F-43	2
21	WHEEL SUB ASSY., FR.	44650-K23-910	ZA	ZA	ZA	ZA			F-14-30	5
22	WHEEL SUB ASSY., RR.	42650-K23-910	ZA	ZA	ZA	ZA			F-19-30	8
23	MARK, HET	86833-KWP-D00	ZA	ZA	ZA	ZA			F-50	11

NOTE A:PART NO. CHANGE D:NEWLY PROVIDED E:PART NO. DELETION K:REQUIRED NO. CORRECTION L:APPLICATION SERIAL NO. CORRECTION
M:PART DESCRIPTION CORRECTION T:APPLICATION CORRECTION Z:REMARKS CHANGE

CB110CM (CB110CME)

No.	MODEL		CB110CME					
	COLOR		Midnight blue metallic	Alpha red metallic	Applicable model		Applicable block No.	Ref. No.
	CODE		PB-375M	R-316M	Initial applicable model	Final applicable model		
	Name of colored parts	Basic part No.	PB375	R316				
1	BRIDGE COMP., FORK TOP	53230-K23-900	ZB	ZB			F-7	6
2	COVER SET, L. SIDE	83620-K23-900	ZB	ZA			F-24	3
3	COVER SET, R. SIDE	83520-K23-900	ZB	ZA			F-24	2
4	COWL SET, RR.	77220-K23-900	ZF	ZD			F-23-10	3
5	FENDER, FR.	61100-K23-900	ZC	ZB			F-10	3
6	MARK, HONDA	86101-K23-900	ZB	ZA			F-50	1
7	MARK, HONDA	86102-K23-900	ZB	ZA			F-50	2
8	MARK, L. WING	86202-K23-900	ZB	ZA			F-50	6
9	MARK, R. WING	86201-K23-900	ZB	ZA			F-50	5
10	PANEL COMP., RR. BRAKE	43100-KTE-950	ZA	ZA			F-18	3
11	PANEL SUB COMP., FR. BRAKE	45010-KTE-951	ZA	ZA			F-13	5
12	PIPE, STEERING HANDLE	53100-K14-900	ZC	ZC			F-7	4
13	SEAT ASSY., DOUBLE	77200-K23-900	ZA	ZA			F-23	1
14	STRIPE, L. FUEL TANK	86172-K23-900	ZB	ZA			F-50	4
15	STRIPE, L. SIDE COVER	86832-K23-900	ZB	ZA			F-50	10
16	STRIPE, R. FUEL TANK	86171-K23-900	ZB	ZA			F-50	3
17	STRIPE, R. SIDE COVER	86831-K23-900	ZB	ZA			F-50	9
18	STRIPE, RR. COWL	86771-K23-900	ZF	ZF			F-50	7
19	TANK SET, FUEL	17500-K23-900	ZB	ZA			F-21	4
20	VISOR SET, FR.	61300-K23-900	-	-			F-43	2
21	WHEEL SUB ASSY., FR.	44650-K23-910	ZA	ZA			F-14-30	5
22	WHEEL SUB ASSY., RR.	42650-K23-910	ZA	ZA			F-19-30	8
23	MARK, HET	86833-KWP-D00	ZA	ZA			F-50	11

NOTE A:PART NO. CHANGE D:NEWLY PROVIDED E:PART NO.DELETION K:REQUIRED NO. CORRECTION L:APPLICATION SERIAL NO. CORRECTION
M:PART DESCRIPTION CORRECTION T:APPLICATION CORRECTION Z:REMARKS CHANGE

PARTS CATALOGUE NEWS

BOOKNo. : 18K23ED1

Block No.	Ref. No.	Note	Part No.	Description	Reqd. QTY		Serial No.	Parts catalogue code
					CB110 C E	CM E		
F-50			MARK/STRIPE					
F-50	11	D	86833-KWP-D00ZA	MARK, HET *TYPE1*.....	1	1		

NOTE A:PART NO. CHANGE D:NEWLY PROVIDED E:PART NO.DELETION K:REQUIRED NO. CORRECTION L:APPLICATION SERIAL NO. CORRECTION
M:PART DESCRIPTION CORRECTION T:APPLICATION CORRECTION Z:REMARKS CHANGE



PARTS CATALOGUE NEWS

Honda Motor Co., Ltd.
Customer Service Technology Development Division

PARTS CATALOGUE - CORRECTED

Printed in Japan

CODE NO.	18K23ED1
PARTS CATALOGUE NEWS	CB110C/CM CB110CE CB110CME
NEWS NO.	004

(ID-KD)K23

CB110C (CB110CE).....2ID

No.	MODEL		CB110CE							
	COLOR		Black	Black	Force silver metallic	Monsoon gray metallic	Applicable model		Applicable block No.	Ref. No.
	CODE		NH-1	NH-1	NH-411M	NH-B04M	Initial applicable model	Final applicable model		
	Name of colored parts	Basic part No.	NH1B	NH1V	NH411	NHB04				
17	STRIPE, R. SIDE COVER	86831-K23-900	ZF	ZE	ZD	ZC			F-50	9
18	STRIPE, RR. COWL	86771-K23-900	ZF	ZF	ZF	ZF			F-50	7
19	TANK SET, FUEL	17500-K23-900	ZF	ZE	ZD	ZC			F-21	4
20	VISOR SET, FR.	61300-K23-900	ZJ	ZJ	-	-			F-43	2
21	WHEEL SUB ASSY., FR.	44650-K23-910	ZA	ZA	ZA	ZA			F-14-30	5
22	WHEEL SUB ASSY., RR.	42650-K23-910	ZA	ZA	ZA	ZA			F-19-30	8
23	MARK, HET	86833-KWP-D00	ZA	ZA	ZA	ZA			F-50	11
24	TANK ASSY., FUEL	17520-K23-900	ZF	ZE	ZD	ZC			F-21	18

NOTE A:PART NO. CHANGE D:NEWLY PROVIDED E:PART NO. DELETION K:REQUIRED NO. CORRECTION L:APPLICATION SERIAL NO. CORRECTION
M:PART DESCRIPTION CORRECTION T:APPLICATION CORRECTION Z:REMARKS CHANGE

PARTS CATALOGUE NEWS

BOOKNo. : 18K23ED1

CB110C (CB110CE).....2ID

No.	MODEL		CB110CE					
	COLOR		Midnight blue metallic	Alpha red metallic	Applicable model		Applicable block No.	Ref. No.
	CODE		PB-375M	R-316M	Initial applicable model	Final applicable model		
	Name of colored parts	Basic part No.	PB375	R316				
1	BRIDGE COMP., FORK TOP	53230-K23-900	ZB	ZB			F-7	6
2	COVER SET, L. SIDE	83620-K23-900	ZB	ZA			F-24	3
3	COVER SET, R. SIDE	83520-K23-900	ZB	ZA			F-24	2
4	COWL SET, RR.	77220-K23-900	ZF	ZD			F-23-10	3
5	FENDER, FR.	61100-K23-900	ZC	ZB			F-10	3
6	MARK, HONDA	86101-K23-900	ZB	ZA			F-50	1
7	MARK, HONDA	86102-K23-900	ZB	ZA			F-50	2
8	MARK, L. WING	86202-K23-900	ZB	ZA			F-50	6
9	MARK, R. WING	86201-K23-900	ZB	ZA			F-50	5
10	PANEL COMP., RR. BRAKE	43100-KTE-950	ZA	ZA			F-18	3
11	PANEL SUB COMP., FR. BRAKE	45010-KTE-951	ZA	ZA			F-13	5
12	PIPE, STEERING HANDLE	53100-K14-900	ZC	ZC			F-7	4
13	SEAT ASSY., DOUBLE	77200-K23-900	ZA	ZA			F-23	1
14	STRIPE, L. FUEL TANK	86172-K23-900	ZB	ZA			F-50	4
15	STRIPE, L. SIDE COVER	86832-K23-900	ZB	ZA			F-50	10
16	STRIPE, R. FUEL TANK	86171-K23-900	ZB	ZA			F-50	3
17	STRIPE, R. SIDE COVER	86831-K23-900	ZB	ZA			F-50	9
18	STRIPE, RR. COWL	86771-K23-900	ZF	ZF			F-50	7
19	TANK SET, FUEL	17500-K23-900	ZB	ZA			F-21	4
20	VISOR SET, FR.	61300-K23-900	ZF	ZD			F-43	2
21	WHEEL SUB ASSY., FR.	44650-K23-910	ZA	ZA			F-14-30	5
22	WHEEL SUB ASSY., RR.	42650-K23-910	ZA	ZA			F-19-30	8
23	MARK, HET	86833-KWP-D00	ZA	ZA			F-50	11
24	TANK ASSY., FUEL	17520-K23-900	ZB	ZA			F-21	18

NOTE A:PART NO. CHANGE D:NEWLY PROVIDED E:PART NO. DELETION K:REQUIRED NO. CORRECTION L:APPLICATION SERIAL NO. CORRECTION
M:PART DESCRIPTION CORRECTION T:APPLICATION CORRECTION Z:REMARKS CHANGE

PARTS CATALOGUE NEWS

BOOKNo. : 18K23ED1

CB110C (CB110CE).....ID

No.	MODEL		CB110CE							
	COLOR		Black	Black	Force silver metallic	Monsoon gray metallic	Applicable model		Applicable block No.	Ref. No.
	CODE		NH-1	NH-1	NH-411M	NH-B04M	Initial applicable model	Final applicable model		
	Name of colored parts	Basic part No.	NH1B	NH1V	NH411	NHB04				
1	BRIDGE COMP., FORK TOP	53230-K23-900	ZB	ZB	ZB	ZB			F-7	6
2	COVER SET, L. SIDE	83620-K23-900	ZF	ZE	ZD	ZC			F-24	3
3	COVER SET, R. SIDE	83520-K23-900	ZF	ZE	ZD	ZC			F-24	2
4	COWL SET, RR.	77220-K23-900	ZK	ZK	ZJ	ZH			F-23-10	3
5	FENDER, FR.	61100-K23-900	ZE	ZE	ZD	ZF			F-10	3
6	HUB SUB ASSY., FR.	44635-KTE-640	ZC	ZC	ZC	ZC			F-14-10	6
7	HUB SUB ASSY., RR.	42635-KTE-640	ZC	ZC	ZC	ZC			F-19-10	11
8	MARK, HONDA	86101-K23-900	ZE	ZE	ZD	ZC			F-50	1
9	MARK, HONDA	86102-K23-900	ZE	ZE	ZD	ZC			F-50	2
10	MARK, L. WING	86202-K23-900	ZE	ZE	ZD	ZC			F-50	6
11	MARK, R. WING	86201-K23-900	ZE	ZE	ZD	ZC			F-50	5
12	PANEL COMP., RR. BRAKE	43100-KTE-950	ZA	ZA	ZA	ZA			F-18	3
13	PANEL SUB COMP., FR. BRAKE	45010-KTE-951	ZA	ZA	ZA	ZA			F-13	5
14	PIPE, STEERING HANDLE	53100-K14-900	ZC	ZC	ZC	ZC			F-7	4
15	SEAT ASSY., DOUBLE	77200-K23-900	ZA	ZA	ZA	ZA			F-23	1
16	STRIPE, L. FUEL TANK	86172-K23-900	ZF	ZE	ZD	ZC			F-50	4
17	STRIPE, L. SIDE COVER	86832-K23-900	ZF	ZE	ZD	ZC			F-50	10
18	STRIPE, R. FUEL TANK	86171-K23-900	ZF	ZE	ZD	ZC			F-50	3
19	STRIPE, R. SIDE COVER	86831-K23-900	ZF	ZE	ZD	ZC			F-50	9
20	STRIPE, RR. COWL	86771-K23-900	ZF	ZF	ZF	ZF			F-50	7
21	TANK SET, FUEL	17500-K23-900	ZF	ZE	ZD	ZC			F-21	4
22	VISOR SET, FR.	61300-K23-900	ZJ	ZJ	-	-			F-43	2
23	WHEEL SUB ASSY., FR.	44650-KTE-640	ZC	ZC	ZC	ZC			F-14-10	7
24	WHEEL SUB ASSY., RR.	42650-KTE-640	ZC	ZC	ZC	ZC			F-19-10	12
25	MARK, HET	86833-KWP-D00	ZA	ZA	ZA	ZA			F-50	11
26	TANK ASSY., FUEL	17520-K23-900	ZF	ZE	ZD	ZC			F-21	18

NOTE A:PART NO. CHANGE D:NEWLY PROVIDED E:PART NO. DELETION K:REQUIRED NO. CORRECTION L:APPLICATION SERIAL NO. CORRECTION
M:PART DESCRIPTION CORRECTION T:APPLICATION CORRECTION Z:REMARKS CHANGE

PARTS CATALOGUE NEWS

BOOKNo. : 18K23ED1

CB110C (CB110CE).....ID

No.	MODEL		CB110CE					
	COLOR		Midnight blue metallic	Alpha red metallic	Applicable model		Applicable block No.	Ref. No.
	CODE		PB-375M	R-316M	Initial applicable model	Final applicable model		
	Name of colored parts	Basic part No.	PB375	R316				
1	BRIDGE COMP., FORK TOP	53230-K23-900	ZB	ZB			F-7	6
2	COVER SET, L. SIDE	83620-K23-900	ZB	ZA			F-24	3
3	COVER SET, R. SIDE	83520-K23-900	ZB	ZA			F-24	2
4	COWL SET, RR.	77220-K23-900	ZF	ZD			F-23-10	3
5	FENDER, FR.	61100-K23-900	ZC	ZB			F-10	3
6	HUB SUB ASSY., FR.	44635-KTE-640	ZC	ZC			F-14-10	6
7	HUB SUB ASSY., RR.	42635-KTE-640	ZC	ZC			F-19-10	11
8	MARK, HONDA	86101-K23-900	ZB	ZA			F-50	1
9	MARK, HONDA	86102-K23-900	ZB	ZA			F-50	2
10	MARK, L. WING	86202-K23-900	ZB	ZA			F-50	6
11	MARK, R. WING	86201-K23-900	ZB	ZA			F-50	5
12	PANEL COMP., RR. BRAKE	43100-KTE-950	ZA	ZA			F-18	3
13	PANEL SUB COMP., FR. BRAKE	45010-KTE-951	ZA	ZA			F-13	5
14	PIPE, STEERING HANDLE	53100-K14-900	ZC	ZC			F-7	4
15	SEAT ASSY., DOUBLE	77200-K23-900	ZA	ZA			F-23	1
16	STRIPE, L. FUEL TANK	86172-K23-900	ZB	ZA			F-50	4
17	STRIPE, L. SIDE COVER	86832-K23-900	ZB	ZA			F-50	10
18	STRIPE, R. FUEL TANK	86171-K23-900	ZB	ZA			F-50	3
19	STRIPE, R. SIDE COVER	86831-K23-900	ZB	ZA			F-50	9
20	STRIPE, RR. COWL	86771-K23-900	ZF	ZF			F-50	7
21	TANK SET, FUEL	17500-K23-900	ZB	ZA			F-21	4
22	VISOR SET, FR.	61300-K23-900	-	-			F-43	2
23	WHEEL SUB ASSY., FR.	44650-KTE-640	ZC	ZC			F-14-10	7
24	WHEEL SUB ASSY., RR.	42650-KTE-640	ZC	ZC			F-19-10	12
25	MARK, HET	86833-KWP-D00	ZA	ZA			F-50	11
26	TANK ASSY., FUEL	17520-K23-900	ZB	ZA			F-21	18

NOTE A:PART NO. CHANGE D:NEWLY PROVIDED E:PART NO. DELETION K:REQUIRED NO. CORRECTION L:APPLICATION SERIAL NO. CORRECTION
M:PART DESCRIPTION CORRECTION T:APPLICATION CORRECTION Z:REMARKS CHANGE

PARTS CATALOGUE NEWS

BOOKNo. : 18K23ED1

CB110CM (CB110CME)

No.	MODEL		CB110CME							Applicable block No.	Ref. No.
	COLOR		Black	Black	Force silver metallic	Monsoon gray metallic	Applicable model				
	CODE		NH-1	NH-1	NH-411M	NH-B04M	Initial applicable model	Final applicable model			
	Name of colored parts	Basic part No.	NH1B	NH1V	NH411	NHB04					
1	BRIDGE COMP., FORK TOP	53230-K23-900	ZB	ZB	ZB	ZB			F-7	6	
2	COVER SET, L. SIDE	83620-K23-900	ZF	ZE	ZD	ZC			F-24	3	
3	COVER SET, R. SIDE	83520-K23-900	ZF	ZE	ZD	ZC			F-24	2	
4	COWL SET, RR.	77220-K23-900	ZK	ZK	ZJ	ZH			F-23-10	3	
5	FENDER, FR.	61100-K23-900	ZE	ZE	ZD	ZF			F-10	3	
6	MARK, HONDA	86101-K23-900	ZE	ZE	ZD	ZC			F-50	1	
7	MARK, HONDA	86102-K23-900	ZE	ZE	ZD	ZC			F-50	2	
8	MARK, L. WING	86202-K23-900	ZE	ZE	ZD	ZC			F-50	6	
9	MARK, R. WING	86201-K23-900	ZE	ZE	ZD	ZC			F-50	5	
10	PANEL COMP., RR. BRAKE	43100-KTE-950	ZA	ZA	ZA	ZA			F-18	3	
11	PANEL SUB COMP., FR. BRAKE	45010-KTE-951	ZA	ZA	ZA	ZA			F-13	5	
12	PIPE, STEERING HANDLE	53100-K14-900	ZC	ZC	ZC	ZC			F-7	4	
13	SEAT ASSY., DOUBLE	77200-K23-900	ZA	ZA	ZA	ZA			F-23	1	
14	STRIPE, L. FUEL TANK	86172-K23-900	ZF	ZE	ZD	ZC			F-50	4	
15	STRIPE, L. SIDE COVER	86832-K23-900	ZF	ZE	ZD	ZC			F-50	10	
16	STRIPE, R. FUEL TANK	86171-K23-900	ZF	ZE	ZD	ZC			F-50	3	
17	STRIPE, R. SIDE COVER	86831-K23-900	ZF	ZE	ZD	ZC			F-50	9	
18	STRIPE, RR. COWL	86771-K23-900	ZF	ZF	ZF	ZF			F-50	7	
19	TANK SET, FUEL	17500-K23-900	ZF	ZE	ZD	ZC			F-21	4	
20	VISOR SET, FR.	61300-K23-900	ZJ	ZJ	-	-			F-43	2	
21	WHEEL SUB ASSY., FR.	44650-K23-910	ZA	ZA	ZA	ZA			F-14-30	5	
22	WHEEL SUB ASSY., RR.	42650-K23-910	ZA	ZA	ZA	ZA			F-19-30	8	
23	MARK, HET	86833-KWP-D00	ZA	ZA	ZA	ZA			F-50	11	
24	TANK ASSY., FUEL	17520-K23-900	ZF	ZE	ZD	ZC			F-21	18	

NOTE A:PART NO. CHANGE D:NEWLY PROVIDED E:PART NO. DELETION K:REQUIRED NO. CORRECTION L:APPLICATION SERIAL NO. CORRECTION
M:PART DESCRIPTION CORRECTION T:APPLICATION CORRECTION Z:REMARKS CHANGE

PARTS CATALOGUE NEWS

BOOKNo. : 18K23ED1

CB110CM (CB110CME)

No.	MODEL		CB110CME					
	COLOR		Midnight blue metallic	Alpha red metallic	Applicable model		Applicable block No.	Ref. No.
	CODE		PB-375M	R-316M	Initial applicable model	Final applicable model		
	Name of colored parts	Basic part No.	PB375	R316				
1	BRIDGE COMP., FORK TOP	53230-K23-900	ZB	ZB			F-7	6
2	COVER SET, L. SIDE	83620-K23-900	ZB	ZA			F-24	3
3	COVER SET, R. SIDE	83520-K23-900	ZB	ZA			F-24	2
4	COWL SET, RR.	77220-K23-900	ZF	ZD			F-23-10	3
5	FENDER, FR.	61100-K23-900	ZC	ZB			F-10	3
6	MARK, HONDA	86101-K23-900	ZB	ZA			F-50	1
7	MARK, HONDA	86102-K23-900	ZB	ZA			F-50	2
8	MARK, L. WING	86202-K23-900	ZB	ZA			F-50	6
9	MARK, R. WING	86201-K23-900	ZB	ZA			F-50	5
10	PANEL COMP., RR. BRAKE	43100-KTE-950	ZA	ZA			F-18	3
11	PANEL SUB COMP., FR. BRAKE	45010-KTE-951	ZA	ZA			F-13	5
12	PIPE, STEERING HANDLE	53100-K14-900	ZC	ZC			F-7	4
13	SEAT ASSY., DOUBLE	77200-K23-900	ZA	ZA			F-23	1
14	STRIPE, L. FUEL TANK	86172-K23-900	ZB	ZA			F-50	4
15	STRIPE, L. SIDE COVER	86832-K23-900	ZB	ZA			F-50	10
16	STRIPE, R. FUEL TANK	86171-K23-900	ZB	ZA			F-50	3
17	STRIPE, R. SIDE COVER	86831-K23-900	ZB	ZA			F-50	9
18	STRIPE, RR. COWL	86771-K23-900	ZF	ZF			F-50	7
19	TANK SET, FUEL	17500-K23-900	ZB	ZA			F-21	4
20	VISOR SET, FR.	61300-K23-900	-	-			F-43	2
21	WHEEL SUB ASSY., FR.	44650-K23-910	ZA	ZA			F-14-30	5
22	WHEEL SUB ASSY., RR.	42650-K23-910	ZA	ZA			F-19-30	8
23	MARK, HET	86833-KWP-D00	ZA	ZA			F-50	11
24	TANK ASSY., FUEL	17520-K23-900	ZB	ZA			F-21	18

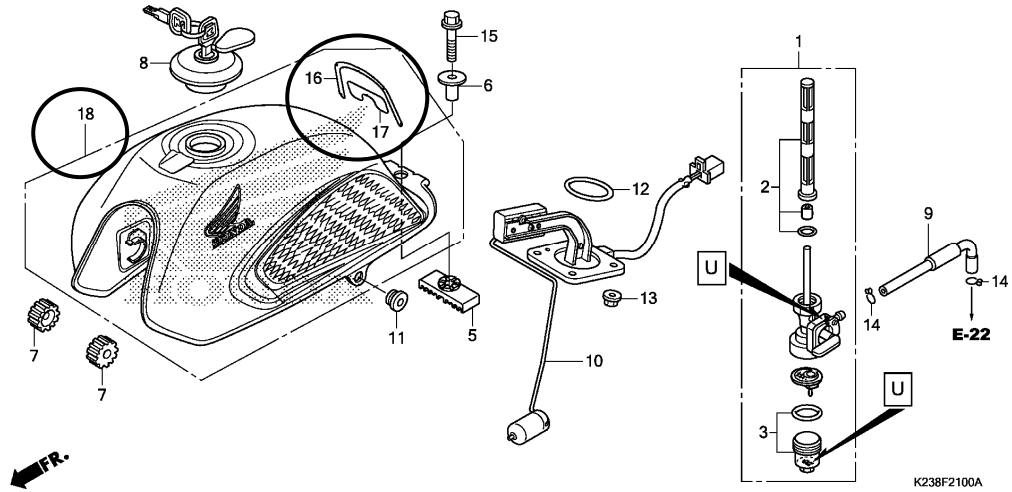
NOTE A:PART NO. CHANGE D:NEWLY PROVIDED E:PART NO. DELETION K:REQUIRED NO. CORRECTION L:APPLICATION SERIAL NO. CORRECTION
M:PART DESCRIPTION CORRECTION T:APPLICATION CORRECTION Z:REMARKS CHANGE

BOOKNo. : 18K23ED1

Block No.	Ref. No.	Note	Part No.	Description	Reqd. QTY		Serial No.	Parts catalogue code
					CB110 C E	CM E		

F-21 FUEL TANK

Ref. No.	(Relative ref. Number) LON Description	FRT
18	310100 TANK, FUEL	0.3



F-21	4	E	17500-K23-900ZA	*PARTS NO. DELETION		
		E	17500-K23-900ZB	*PARTS NO. DELETION		
		E	17500-K23-900ZC	*PARTS NO. DELETION		
		E	17500-K23-900ZE	*PARTS NO. DELETION		
		E	17500-K23-900ZF	*PARTS NO. DELETION		
	16	D	17506-K23-900	FILM A, TANK PROTECTOR.	1	1
	17	D	17507-K23-900	FILM B, TANK PROTECTOR.	1	1
	18	D	17520-K23-900ZA	TANK ASSY., FUEL *TYPE6*	1	1
		D	17520-K23-900ZB	*TYPE5*	1	1
		D	17520-K23-900ZC	*TYPE4*	1	1
		D	17520-K23-900ZD	*TYPE3*	1	1

NOTE A:PART NO. CHANGE D:NEWLY PROVIDED E:PART NO.DELETION K:REQUIRED NO. CORRECTION L:APPLICATION SERIAL NO. CORRECTION
M:PART DESCRIPTION CORRECTION T:APPLICATION CORRECTION Z:REMARKS CHANGE

PARTS CATALOGUE NEWS

BOOKNo. : 18K23ED1

Block No.	Ref. No.	Note	Part No.	Description	Reqd. QTY		Serial No.	Parts catalogue code
					CB110 C E	CM E		
		D	17520-K23-900ZE	*TYPE2*.....	1	1		
		D	17520-K23-900ZF	*TYPE1*.....	1	1		

NOTE A:PART NO. CHANGE D:NEWLY PROVIDED E:PART NO. DELETION K:REQUIRED NO. CORRECTION L:APPLICATION SERIAL NO. CORRECTION
M:PART DESCRIPTION CORRECTION T:APPLICATION CORRECTION Z:REMARKS CHANGE