

# ***GL1501WH/3WH/4WH/5WH***

**GL1501WH<sub>c</sub>**  
**GL1501WH<sub>D</sub>**  
**GL1503WH<sub>D</sub>**  
**GL1504WH<sub>D</sub>**  
**GL1505WH<sub>D</sub>**

**PARTS CATALOGUE**

**2**

---

**FOREWORD INDEX**

**1**

---

**ENGINE GROUP**

**2**

---

**FRAME GROUP**

**3**

---

**PART NUMBER INDEX**

**4**

---

**PART NAME INDEX**

**5**

---



**Instruction for use of parts catalogue**

- **This parts catalogue has been created as of February 01, 2013.**
  - Since this date, the sales practice for repair parts may have been changed or the parts may have been eliminated (listed for those not for sale).
  - The modified information is reflected on the latest Electronic Parts Catalogue (EPC). Also, refer to the parts catalogue news for any change.
  - See the parts catalogue news for any revision that is made after February 01, 2013.
- **Always specify the part number when ordering a part.**
  - Check the model, type, serial numbers, color, maker, and the size as needed before ordering a part.
  - Note that the illustrations (part drawings) can differ from the actual parts in shape. They are given just to help you to refer to the parts.
- **When modifications or additions to this parts catalogue are made, a revised edition will be issued at an appropriate time, with successively progressing revision numbers on the cover. We recommend obtaining such revisions in order to keep your parts catalogue up-to-date at all times. To check whether a parts catalogue revision has been issued, please contact your Honda distributor.**

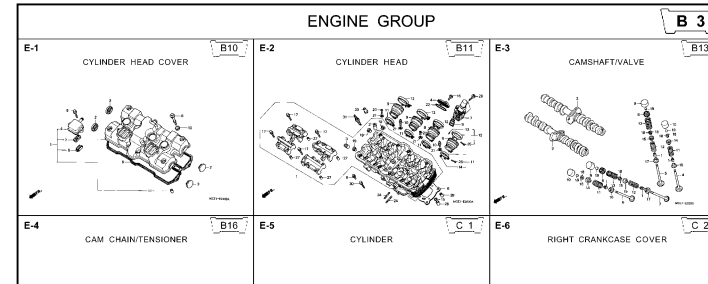
Initial version issue date  
 April 20, 2011  
**Honda Motor Co., Ltd.**

**CONTENTS**

	Page	Address No.
● Instruction for use of parts catalogue .....	1	B 1
● How to refer to the part information .....	2	B 2
● Part catalogue structure .....	3	B 3
● When the parts were revised .....	4	B 4
● Abbreviations used in the parts catalogue .....	4	B 4
● Part block and serial number check .....	5	B 5
● Color label attachment position check .....	5	B 5
● Models, parts catalogue codes and applicable serial numbers .....	6	B 6
● Color label .....	7	B 7
● Color chart .....	8	B 8
● Fuel hose, general purpose hoses and vinyl hose .....	13	B13
● FLAT RATE SERVICE TIME .....	17	C 1
● Illustrated index .....	22	C 6
● ENGINE GROUP .....	28	D 1
● FRAME GROUP .....	49	F 1
● PART NO. INDEX .....	89	I 1
● PART NAME INDEX .....	93	J 1

How to refer to the part information

A Reference with "Illustrated index"

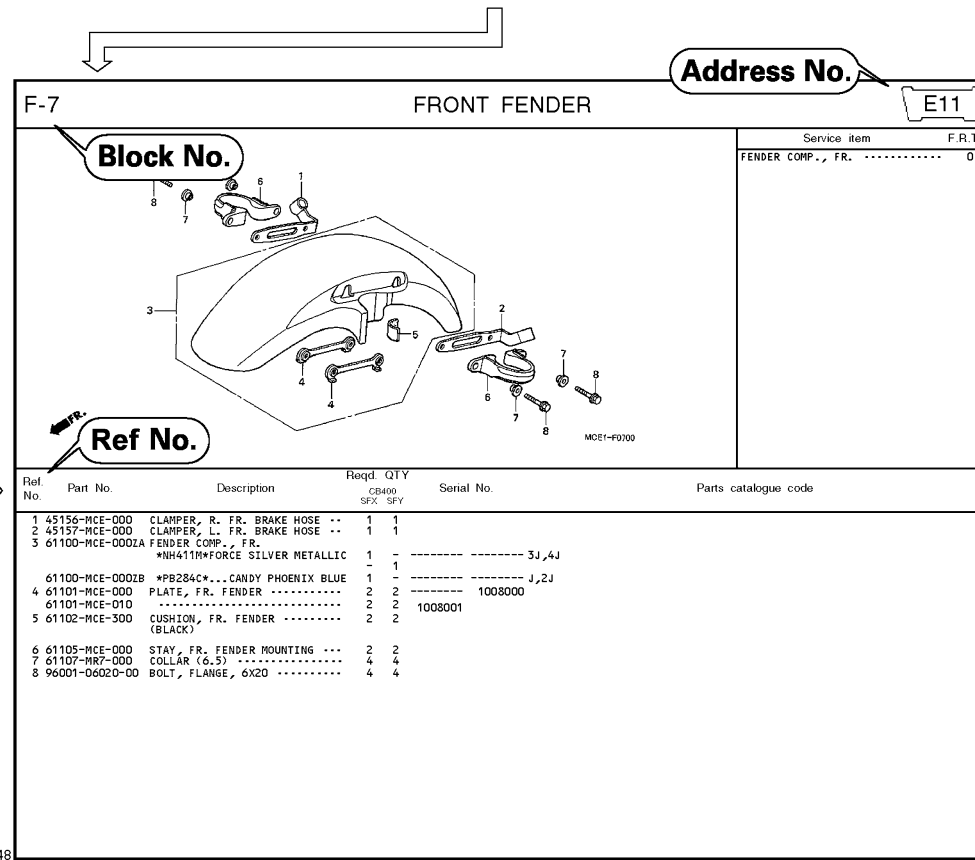


B Reference with "Part number index"

PART NO. INDEX					
Part Number	Address	Page	Ref.	Part Number	Address Page Ref.
04000				13323-MY9-751	C12 28 10 14921
04911-MCE-000	C10	26	1	13324-MY9-751	C12 28 10 14931
				13325-MY9-751	C12 28 10 14932
				13327-MY9-751	C12 28 10 14933
06000				14000	14933
06405-MY5-P00	F13	67	3	14100-MCE-000	B13 13 2 14933
06405-MY5-P10	F13	67	3	14200-MCE-000	B13 13 3 14933
06410-MY9-860	F2	56	1	14321-MCE-000	B16 16 2 14933
06435-MCE-006	F1	55	1	14401-MCE-003	B16 16 3 14933
06451-166-405	E13	51	2	14510-MBE-000	B16 16 4 14934
06451-443-405	F1	55	2	14520-MY9-691	B16 16 5 14934
06451-MA7-405	E13	51	1	14524-MY9-690	B16 16 6 14934
06455-MCE-006	E13	51	3	14546-MCE-000	B16 16 7 14934
				14620-MY9-691	B16 16 8 14934
11000				14711-MCE-000	B13 13 4 14934
11210-MCE-000	C9	25	1	14712-MCE-000	B13 13 5 14934
11330-MCE-305	C2	18	1	14721-MCE-000	B13 13 6 14934
11333-KT8-000	C6	22	1	14722-MCE-000	B13 13 7 14934
11335-MCE-000	C2	18	2	14730-MCE-000	B13 13 8 14934
11360-MCE-000	C7	23	1	14731-MCE-000	B13 13 9 14934
11365-MCE-000	C7	23	2	14731-MY9-751	B13 13 10 14935
11396-MY9-000	C2	18	3	14751-KY2-000	B13 13 11 14935
11631-MCE-000	C5	21	1	14751-MCE-000	B13 13 12 14935
11691-MY9-000	C5	21	2	14761-MCE-000	B13 13 13 14935

C Reference with "Part name index"

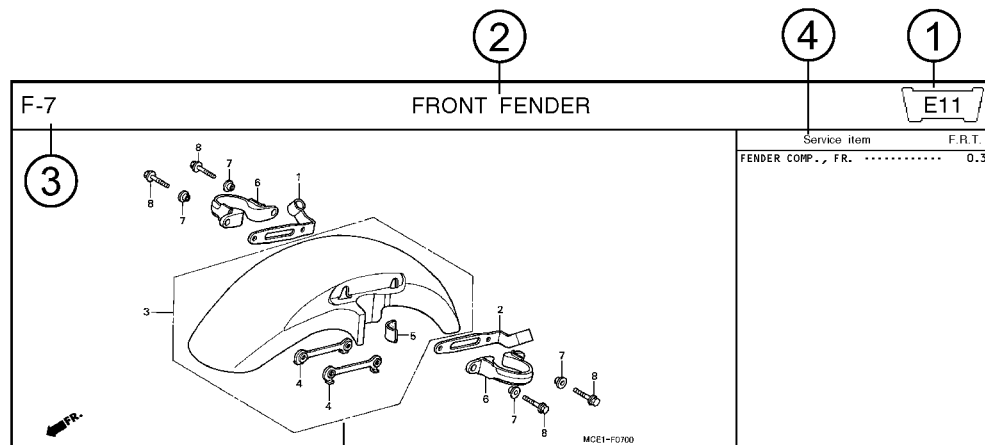
PART NAME INDEX				
Part name	Address	Page	Ref.	Part name
[ A ]				BOLT , CHANG I
ADJUSTER , CHAIN	F13	67	5	BOLT , CLUTC H
ARM COMP , GEAR CHANGE	F10	64	3	BOLT , CONNECT
ARM , L. MAIN STEP	F11	65	8	BOLT , DISK , 6
ARM , L. PILLIØ STEP	F11	65	12	BOLT , DISK , 8
ARM , R. MAIN STEP	F11	65	5	BOLT , DRAIN I
ARM , R. PILLIØ STEP	F11	65	11	BOLT , FLANG E
AUT O DOC K ASSY , FUEL	F4	58	2	BOLT , FLANG E
AXLE , FR. WHEEL	E14	52	3	BOLT , FLANG E
AXLE , RR. WHEEL	F2	56	3	BOLT , FLANG E
[ B ]				BOLT , FLANG E
BAG , AIR PRESSUR E GAUGE	F67	77	4	BOLT , FLANG E
BAG , SERVICE BOOK	F67	77	1	BOLT , FLANG E
BAG , TOOL	F67	77	3	BOLT , FLANG E
BALL , STEEL	F11	65	20	BOLT , FLANG E
BAN D A , INSULATOR	B11	11	11	BOLT , FLANG E
BAN D B , INSULATOR	B11	11	12	BOLT , FLANG E
BAN D , AIR CLEANER CONNECTING	F8	62	22	BOLT , FLANG E
BAN D , U-LOCK	F16	70	5	BOLT , FLANG E
BAN D , WIRE	C10	26	14	BOLT , FLANG E
	E5	43	21	
	G4	74	1R	



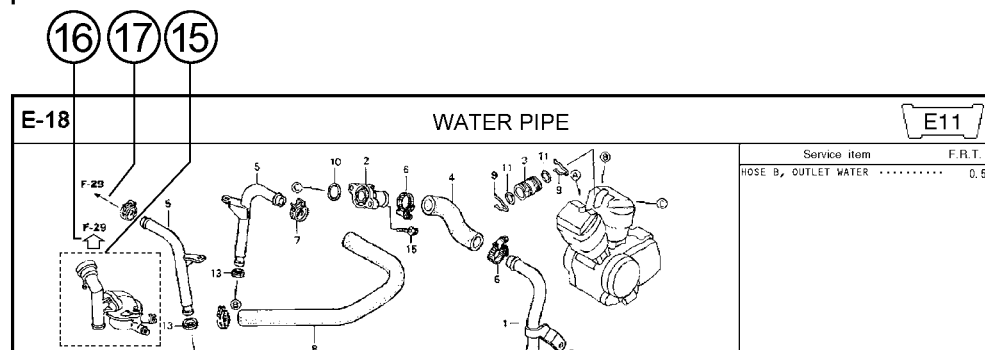
Page No.

2000.09.01 E

Part catalogue structure




Ref. No.	Part No.	Description	Reqd. QTY		Serial No.	Parts catalogue code
			CB400	SFY		
1	45156-MCE-000	CLAMPER, R. FR. BRAKE HOSE ..	1	1		
2	45157-MCE-000	CLAMPER, L. FR. BRAKE HOSE ..	1	1		
3	61100-MCE-000ZA	FENDER COMP., FR. *NH411M*FORCE SILVER METALLIC	1	-	----- 3J,4J	
	61100-MCE-000ZB	*PB284C*...CANDY PHOENIX BLUE	1	-	----- J,2J	
4	61101-MCE-000	PLATE, FR. FENDER .....	2	2	1008000	
	61101-MCE-010	.....	2	2	1008001	
5	61102-MCE-300	CUSHION, FR. FENDER .....	2	2		
		(BLACK)				



Ref. No.	Part No.	Description	Reqd. QTY		Serial No.	Parts catalogue code
			CB400	SFY		
		HOSE B, OUTLET WATER .....				0.5

- ① **Address number**
  - Address No. is provided (in place of the page No.) to help you refer to the part with the part No. or part name.
- ② **Block title** ③ **Block number**
- ④ **Service item/Flat rate time**
- ⑤ **Reference number**
  - Title number marked with the parenthesis or parentheses indicates that it continues from the previous page.
- ⑥ **Part number** ⑦ **Honda color code**
- ⑧ **Description**
- ⑨ **Assemblies**
  - Sections framed with broken lines in the exploded view drawings are available as complete assemblies. (Their individual parts can also be obtained.)
- ⑩ **Color description**
- ⑪ **Note**
  - Notes are shown with the parentheses in the part name column.
- ⑫ **Required quantity**
  - Reqd. QTY shown in the parenthesis or parentheses indicates the optional part.
  - Reqd. QTY marked with "N" indicates the optional part that should be selected as needed.
  - Reqd. QTY indicates the number of the part used in the block.
- ⑬ **Serial number**
- ⑭ **Parts catalogue code**
  - When the parts catalogue code column is blank, it indicates that the part is applicable to all codes.
- ⑮ **[Dotted line box]**
  - Parts enclosed within a dotted line [ ] are covered in a different block.
- ⑯ **[Hollow arrow]**
  - A hollow arrow [ ] indicates the block No. for the parts enclosed within a dotted line [ ] .
- ⑰ **[Solid arrow]**
  - A solid arrow [ ] indicates the block No. the part in question is connected to.

When the parts were revised



Ref. No.	Part No.	Description	Reqd. QTY		Serial No.
			CB400 SFX	SFY	
1	45156-MCE-000	CLAMPER, R. FR. BRAKE HOSE ..	1	1	
2	45157-MCE-000	CLAMPER, L. FR. BRAKE HOSE ..	1	1	
3	61100-MCE-000ZA	FENDER COMP., FR. *NH411M*FORCE SILVER METALLIC	1	-	-----3J,4J
	61100-MCE-000ZB	*PB284C*...CANDY PHOENIX BLUE	1	-	-----J,2J
4	61101-MCE-000	PLATE, FR. FENDER (###).....	2	2	-----1008000
	61101-MCE-010	.....	2	2	-----1008001
5	61102-MCE-300	CUSHION, FR. FENDER ..... (BLACK)	2	2	
6	61105-MCE-000	STAY, FR. FENDER MOUNTING ...	2	2	
7	61107-MR7-000	COLLAR (6.5) .....	4	4	
8	96001-06020-00	BOLT, FLANGE, 6X20 .....	4	4	


The number has been used from the initial model without revision.

When shown at the left side, it is applicable to the models of No.1008001 and the subsequent numbers.

When shown at the right side, it is applicable to the models up to No.1008000.

The parts listed with "###" at the end of the parts name have limited supply period (parts not for sale).

Abbreviations used in the parts catalogue

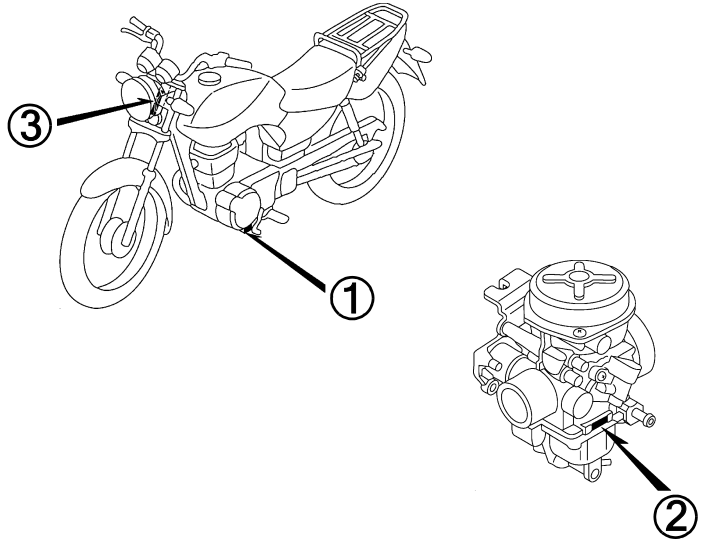
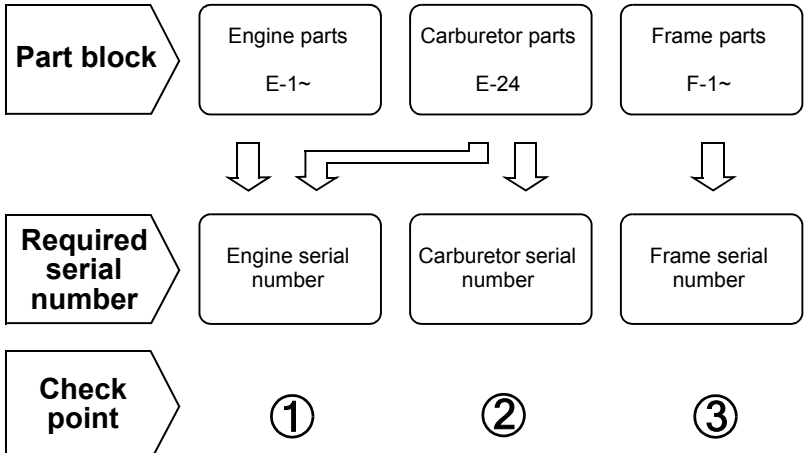


\* "L." or "R." in the description of a part stands for the LEFT hand side or the RIGHT hand side. Determine the left or right as if you were in the motorcycle seat.

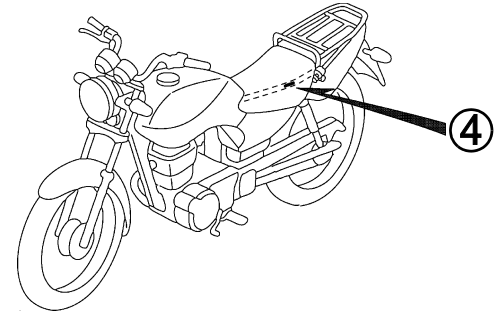
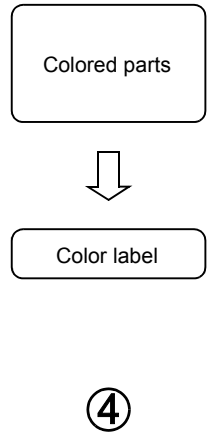
The following abbreviations are used in this parts catalogue.

- A ..... Ampere
- ABS ..... Anti-lock brake system
- A.C. .... Alternating current
- A.M. .... Attaching mark
- ASSY. .... Assembly
- C.D.I. .... Capacitive discharge ignition
- COMP. ... Complete
- D.C. .... Direct current
- EX. .... Exhaust
- FR. .... Front
- G ..... Gram
- HEX. .... Hexagonal
- IN. .... Inlet
- KPH ..... Kilometers per hour
- L. ....Left
- L (100L) .Link (100 Links)
- L.E.D. ....Light emitted diode
- MM .....Millimeter
- MPH .....Miles per hour
- R. ....Right
- RR. ....Rear
- STD. ....Standard
- T (22T) ...Tooth (22 Teeth)
- TCS .....Traction control system
- T.M. ....Transcript mark
- V .....Volt
- W .....Watt
- WL .....With labelling
- WOL .....Without labelling

Part block and serial number check



Color label attachment position check





### Models, parts catalogue codes and applicable serial numbers

Models, parts catalogue codes and applicable serial Nos. given in this parts catalogue can be identified as follows.

Parts with parts catalogue codes are exclusive for models destined for countries designated.

If no area codes are listed, parts are for common use.

Model	Area code	Type	Applicable engine serial No.	Applicable frame serial No.	Applicable carburetor identification No.
GL1501WHC	MX	Mexico		LWBPCCK105B1060001~	AVK3BW A
GL1501WHD	LA	Latin America			AVK3BW A
	MX	Mexico		3H1KA417*DD000001~	
GL1503WHD	MX	Mexico		3H1KC417*DD000001~	AVK3BW A
GL1504WHD	LA	Latin America			AVK3CE A
	PE	Peru			
GL1505WHD	LA	Latin America			AVK3CE A
	PE	Peru			

\* Of carburetor/throttle body identification numbers, only the portions underlined in the example below are used for registration.

AVK3BW A KC ア

**Color label**

- When ordering parts, check the model name, main color, and code by observing the “COLOR LABEL” on the vehicle.
- When ordering a colored part, use the color chart in the instruction for use of parts catalogue.

**1**

<b>VFR800FIW</b> COLOR <b>R-157</b> CODE <b>R157</b>	MODEL	VFR800FIW						
	COLOR	Sparkling silver metallic	Mute black metallic	Applicable model		Applicable block No.	Re	
	CODE	NH-295M	NH-359M	Initial applicable model	Final applicable model			
No.	CODE	Name of colored parts	Basic part No.	NH295	NH359			
1								
2								
3								
4								
5								
6								
7								
8								
9								
10								

## Color chart

- When ordering a colored part, refer to the chart below and use a part number consisting of the relevant basic part number to which has been added a part color code.

## GL1501WH (GL1501WHC)

No.	MODEL		GL1501WHC					Ref. No.
	COLOR		Ross white	Magna red	Applicable model		Applicable block No.	
	CODE		NH-196	R-201	Initial applicable model	Final applicable model		
	Name of colored parts	Basic part No.	NH196	R201				
1	BRIDGE, FORK TOP	53230-KYA-600	ZA	ZA			F-8	11
2	COVER SET, L. SIDE	83620-KYA-B00	ZA	ZA			F-25	7
3	COVER SET, R. SIDE	83520-KYA-B00	ZA	ZA			F-25	4
4	COWL, L. RR. SIDE	77220-KYA-B00	ZB	ZA			F-24	19
5	COWL, R. RR. SIDE	77210-KYA-B00	ZB	ZA			F-24	18
6	FENDER, FR.	61100-KYA-B00	ZA	ZA			F-11	8
7	FLANGE SUB ASSY., RR. DRIVEN	42615-KYA-600	ZA	ZA			F-20-10	5
8	HUB SUB ASSY., FR. WHEEL	44635-KVX-700	ZA	ZA			F-15-10	5
9	HUB SUB ASSY., RR.	42635-KVX-600	ZA	ZA			F-20-10	8
10	MARK	86831-KYA-B00	ZA	ZA			F-51	3
11	MARK, L. WING	86172-KYA-B00	ZB	ZA			F-51	2
12	MARK, R. WING	86171-KYA-B00	ZB	ZA			F-51	1
13	PANEL COMP., RR. BRAKE	43100-KRF-B40	ZE	ZE			F-19	3
14	PANEL SUB COMP., FR. BRAKE	45010-KVX-A00	ZA	ZA			F-14	5
15	SWINGARM SUB ASSY., RR.	52200-KYA-600	ZA	ZA			F-33	10
16	TANK SET, FUEL	17500-KYA-B00	ZB	ZA			F-22	7
17	WHEEL SUB ASSY., FR.	44650-KVX-700	ZA	ZA			F-15-10	6
18	WHEEL SUB ASSY., RR.	42650-KYA-600	ZA	ZA			F-20-10	9

## GL1501WH (GL1501WHD)

No.	MODEL		GL1501WHD					
	COLOR		Ross white	Magna red	Applicable model		Applicable block No.	Ref. No.
	CODE		NH-196	R-201	Initial applicable model	Final applicable model		
	Name of colored parts	Basic part No.	NH196	R201				
1	BRIDGE, FORK TOP	53230-KYA-600	ZA	ZA			F-8	11
2	COVER SET, L. SIDE	83620-KYA-B00	ZA	ZA			F-25	7
3	COVER SET, R. SIDE	83520-KYA-B00	ZA	ZA			F-25	4
4	COWL, L. RR. SIDE	77220-KYA-B00	ZB	ZA			F-24	19
5	COWL, R. RR. SIDE	77210-KYA-B00	ZB	ZA			F-24	18
6	FENDER, FR.	61100-KYA-B00	ZA	ZA			F-11	8
7	FLANGE SUB ASSY., RR. DRIVEN	42615-KYA-600	ZA	ZA			F-20-10	5
8	HUB SUB ASSY., FR. WHEEL	44635-KVX-700	ZA	ZA			F-15-10	5
9	HUB SUB ASSY., RR.	42635-KVX-600	ZA	ZA			F-20-10	8
10	MARK	86831-KYA-B00	ZA	ZA			F-51	3
11	MARK, L. WING	86172-KYA-B00	ZB	ZA			F-51	2
12	MARK, R. WING	86171-KYA-B00	ZB	ZA			F-51	1
13	PANEL COMP., RR. BRAKE	43100-KRF-B40	ZE	ZE			F-19	3
14	PANEL SUB COMP., FR. BRAKE	45010-KVX-600	ZA	ZA			F-14	5
15	PANEL SUB COMP., FR. BRAKE	45010-KVX-A00	ZA	ZA			F-14	5
16	SWINGARM SUB ASSY., RR.	52200-KYA-600	ZA	ZA			F-33	10
17	TANK SET, FUEL	17500-KYA-B00	ZB	ZA			F-22	7
18	WHEEL SUB ASSY., FR.	44650-KVX-700	ZA	ZA			F-15-10	6
19	WHEEL SUB ASSY., RR.	42650-KYA-600	ZA	ZA			F-20-10	9

## GL1503WH (GL1503WHD)

No.	MODEL		GL1503WHD						
	COLOR		Candy lucid red	Black	Digital silver metallic	Applicable model		Applicable block No.	Ref. No.
	CODE		R-264C	NH-1	NH-A30M	Initial applicable model	Final applicable model		
	Name of colored parts	Basic part No.	R264	NH1	NHA30				
1	BOX ASSY., SPEEDOMETER GEAR	44800-KYA-620	ZA	ZA	ZA			F-15-40	8
2	BRIDGE, FORK TOP	53230-KYA-600	ZA	ZA	ZA			F-8	11
3	COVER SET, L. SIDE	83620-KYA-B40	ZC	ZB	ZA			F-25	7
4	COVER SET, R. SIDE	83520-KYA-B40	ZC	ZB	ZA			F-25	4
5	COWL, L. RR. SIDE	83701-KYA-B40	ZA	ZB	ZC			F-24-1	10
6	COWL, R. RR. SIDE	83601-KYA-B40	ZA	ZB	ZC			F-24-1	9
7	COWL, RR. CENTER	83801-KYA-B40	ZA	ZB	ZC			F-24-1	11
8	FENDER, FR.	61100-KYA-B00	ZB	ZA	ZC			F-11	8
9	FLANGE SUB ASSY., RR. DRIVEN	42615-KYA-600	ZA	ZA	ZA			F-20-30	5
10	MARK, L. SIDE COVER	86832-KYA-B40	ZC	ZB	ZA			F-51	5
11	MARK, L. WING	86202-KYA-B40	ZC	ZB	ZA			F-51	2
12	MARK, R. SIDE COVER	86831-KYA-B40	ZC	ZB	ZA			F-51	4
13	MARK, R. WING	86201-KYA-B40	ZC	ZB	ZA			F-51	1
14	PANEL COMP., RR. BRAKE	43100-KRF-B40	ZE	ZE	ZE			F-19	3
15	SWINGARM SUB ASSY., RR.	52200-KYA-600	ZA	ZA	ZA			F-33	10
16	TANK SET, FUEL	17500-KYA-B40	ZC	ZB	ZA			F-22	7
17	WHEEL SUB ASSY., FR.	44650-KYA-620	ZA	ZA	ZA			F-15-40	5
18	WHEEL SUB ASSY., RR.	42650-KYA-610	ZA	ZA	ZA			F-20-30	8

## GL1504WH (GL1504WHD)

No.	MODEL		GL1504WHD						
	COLOR		Candy lucid red	Black	Digital silver metallic	Applicable model		Applicable block No.	Ref. No.
	CODE		R-264C	NH-1	NH-A30M	Initial applicable model	Final applicable model		
	Name of colored parts	Basic part No.	R264	NH1	NHA30				
1	BOX ASSY., SPEEDOMETER GEAR	44800-KYA-620	ZA	ZA	ZA			F-15-40	8
2	BRIDGE, FORK TOP	53230-KYA-600	ZA	ZA	ZA			F-8	11
3	COVER SET, L. SIDE	83620-KYA-B40	ZC	ZB	ZA			F-25	7
4	COVER SET, R. SIDE	83520-KYA-B40	ZC	ZB	ZA			F-25	4
5	COWL, L. RR. SIDE	83701-KYA-B40	ZA	ZB	ZC			F-24-1	10
6	COWL, R. RR. SIDE	83601-KYA-B40	ZA	ZB	ZC			F-24-1	9
7	COWL, RR. CENTER	83801-KYA-B40	ZA	ZB	ZC			F-24-1	11
8	FENDER, FR.	61100-KYA-B00	ZB	ZA	ZC			F-11	8
9	FLANGE SUB ASSY., RR. DRIVEN	42615-KYA-600	ZA	ZA	ZA			F-20-30	5
10	MARK, L. SIDE COVER	86832-KYA-B40	ZC	ZB	ZA			F-51	5
11	MARK, L. WING	86202-KYA-B40	ZC	ZB	ZA			F-51	2
12	MARK, R. SIDE COVER	86831-KYA-B40	ZC	ZB	ZA			F-51	4
13	MARK, R. WING	86201-KYA-B40	ZC	ZB	ZA			F-51	1
14	PANEL COMP., RR. BRAKE	43100-KRF-B40	ZE	ZE	ZE			F-19	3
15	SWINGARM SUB ASSY., RR.	52200-KYA-600	ZA	ZA	ZA			F-33	10
16	TANK SET, FUEL	17500-KYA-B40	ZC	ZB	ZA			F-22	7
17	WHEEL SUB ASSY., FR.	44650-KYA-620	ZA	ZA	ZA			F-15-40	5
18	WHEEL SUB ASSY., RR.	42650-KYA-610	ZA	ZA	ZA			F-20-30	8

## GL1505WH (GL1505WHD)

No.	MODEL		GL1505WHD						
	COLOR		Candy lucid red	Black	Digital silver metallic	Applicable model		Applicable block No.	Ref. No.
	CODE		R-264C	NH-1	NH-A30M	Initial applicable model	Final applicable model		
	Name of colored parts	Basic part No.	R264	NH1	NHA30				
1	BRIDGE, FORK TOP	53230-KYA-600	ZA	ZA	ZA			F-8	11
2	COVER SET, L. SIDE	83620-KYA-B40	ZC	ZB	ZA			F-25	7
3	COVER SET, R. SIDE	83520-KYA-B40	ZC	ZB	ZA			F-25	4
4	COWL, L. RR. SIDE	83701-KYA-B40	ZA	ZB	ZC			F-24-1	10
5	COWL, R. RR. SIDE	83601-KYA-B40	ZA	ZB	ZC			F-24-1	9
6	COWL, RR. CENTER	83801-KYA-B40	ZA	ZB	ZC			F-24-1	11
7	FENDER, FR.	61100-KYA-B00	ZB	ZA	ZC			F-11	8
8	FLANGE SUB ASSY., RR. DRIVEN	42615-KYA-600	ZA	ZA	ZA			F-20-10	5
9	HUB SUB ASSY., FR. WHEEL	44635-KVX-700	ZA	ZA	ZA			F-15-10	5
10	HUB SUB ASSY., RR.	42635-KVX-600	ZA	ZA	ZA			F-20-10	8
11	MARK, L. SIDE COVER	86832-KYA-B40	ZC	ZB	ZA			F-51	5
12	MARK, L. WING	86202-KYA-B40	ZC	ZB	ZA			F-51	2
13	MARK, R. SIDE COVER	86831-KYA-B40	ZC	ZB	ZA			F-51	4
14	MARK, R. WING	86201-KYA-B40	ZC	ZB	ZA			F-51	1
15	PANEL COMP., RR. BRAKE	43100-KRF-B40	ZE	ZE	ZE			F-19	3
16	PANEL SUB COMP., FR. BRAKE	45010-KVX-A00	ZA	ZA	ZA			F-14	5
17	SWINGARM SUB ASSY., RR.	52200-KYA-600	ZA	ZA	ZA			F-33	10
18	TANK SET, FUEL	17500-KYA-B40	ZC	ZB	ZA			F-22	7
19	WHEEL SUB ASSY., FR.	44650-KVX-700	ZA	ZA	ZA			F-15-10	6
20	WHEEL SUB ASSY., RR.	42650-KYA-600	ZA	ZA	ZA			F-20-10	9

## Fuel hose, general purpose hoses and vinyl hose

- The standard part fuel hose, general purpose hose and vinyl hose may be substituted by the coiled bulk part.
- When ordering the standard part fuel hose, general purpose hose and vinyl hose use the bulk part number written in the parts catalogue in brackets ( ) underneath the part name, or use the catalogue below.  
(The bulk part standard length is 1 m, however, those displayed in the catalogue < > are available in 3 m and 8 m lengths.)
- When exchanging the hose, cut and use at the specified length as mentioned in the part name.  
(For the method of cutting the bulk part, and method of filling out orders etc., please refer to the service manual and the instructions issued with the bulk part.)
- The list below is a catalogue of the standard part numbers and bulk part numbers. Note that those numbers are applicable to the listed replacement parts only.

Fuel hoses/Tubes			
Standard part No.	Bulk part No.	Bulk part	
		Inner diameter (mm)	Length (m)
95001-30xxx-2x	95001-30001-20M	3.0	1
95001-30xxx-3x	95001-30001-30M	3.0	1
95001-30xxx-4x	95001-30001-40M	3.0	1
95001-35xxx-2x	95001-35001-50M <95001-35003-50M>	3.5	1 3
95001-35xxx-3x	95001-35001-60M <95001-35003-60M>	3.5	1 3
95001-35xxx-4x	95001-35001-60M <95001-35003-60M>	3.5	1 3
95001-35xxx-5x	95001-35001-50M <95001-35003-50M>	3.5	1 3
95001-35xxx-6x	95001-35001-60M <95001-35003-60M>	3.5	1 3
95001-45xxx-2x	95001-45001-50M <95001-45003-50M>	4.5	1 3
95001-45xxx-3x	95001-45001-60M <95001-45003-60M> <95001-45008-60M>	4.5	1 3 8
95001-45xxx-4x	95001-45001-60M <95001-45003-60M> <95001-45008-60M>	4.5	1 3 8
95001-45xxx-5x	95001-45001-50M <95001-45003-50M>	4.5	1 3
95001-45xxx-6x	95001-45001-60M <95001-45003-60M> <95001-45008-60M>	4.5	1 3 8
95001-55xxx-2x	95001-55001-50M <95001-55003-50M> <95001-55008-50M>	5.5	1 3 8

Fuel hoses/Tubes			
Standard part No.	Bulk part No.	Bulk part	
		Inner diameter (mm)	Length (m)
95001-55xxx-3x	95001-55001-60M <95001-55003-60M> <95001-55008-60M>	5.5	1 3 8
95001-55xxx-4x	95001-55001-60M <95001-55003-60M> <95001-55008-60M>	5.5	1 3 8
95001-55xxx-5x	95001-55001-50M <95001-55003-50M> <95001-55008-50M>	5.5	1 3 8
95001-55xxx-6x	95001-55001-60M <95001-55003-60M> <95001-55008-60M>	5.5	1 3 8
95001-75xxx-2x	95001-75001-50M <95001-75003-50M>	7.5	1 3
95001-75xxx-3x	95001-75001-60M <95001-75003-60M> <95001-75008-60M>	7.5	1 3 8
95001-75xxx-4x	95001-75001-60M <95001-75003-60M> <95001-75008-60M>	7.5	1 3 8
95001-75xxx-5x	95001-75001-50M <95001-75003-50M>	7.5	1 3
95001-75xxx-6x	95001-75001-60M <95001-75003-60M> <95001-75008-60M>	7.5	1 3 8
95001-80xxx-2x	95001-80001-50M	8.0	1
95001-80xxx-3x	95001-80001-60M	8.0	1
95001-80xxx-4x	95001-80001-60M	8.0	1
95001-80xxx-5x	95001-80001-50M	8.0	1
95001-80xxx-6x	95001-80001-60M	8.0	1



Vinyl tube				
Standard part No.	Bulk part No.	Bulk part		
		Inner dia- meter (mm)	Outer dia-meter (mm)	Length (m)
95003-01xxx-3x	95003-01001-60M <95003-01003-60M>	2.9	6.8	1 3
95003-01xxx-60	95003-01001-60M <95003-01003-60M>	2.9	6.8	1 3
95003-03xxx-3x	95003-03001-60M <95003-03003-60M>	3.0	6.0	1 3
95003-03xxx-60	95003-03001-60M <95003-03003-60M>	3.0	6.0	1 3
95003-05xxx-3x	95003-05001-60M <95003-05003-60M> <95003-05008-60M>	3.5	6.5	1 3 8
95003-05xxx-60	95003-05001-60M <95003-05003-60M> <95003-05008-60M>	3.5	6.5	1 3 8
95003-07xxx-1x	95003-07001-10M <95003-07003-10M> <95003-07008-10M>	4.0	7.0	1 3 8
95003-07xxx-20	95003-07001-10M <95003-07003-10M> <95003-07008-10M>	4.0	7.0	1 3 8
95003-07xxx-3x	95003-07001-60M <95003-07003-60M> <95003-07008-60M>	4.0	7.0	1 3 8
95003-07xxx-60	95003-07001-60M <95003-07003-60M> <95003-07008-60M>	4.0	7.0	1 3 8
95003-07xxx-7x	95003-07001-70M <95003-07003-70M> <95003-07008-70M>	4.0	7.0	1 3 8
95003-08xxx-1x	95003-08001-10M <95003-08003-10M> <95003-08008-10M>	4.5	6.5	1 3 8
95003-09xxx-3x	95003-09001-60M <95003-09003-60M>	4.5	8.0	1 3
95003-09xxx-60	95003-09001-60M <95003-09003-60M>	4.5	8.0	1 3
95003-10xxx-1x	95003-10001-10M <95003-10003-10M>	5.0	8.0	1 3
95003-10xxx-20	95003-10001-10M <95003-10003-10M>	5.0	8.0	1 3
95003-10xxx-3x	95003-10001-60M <95003-10003-60M>	5.0	8.0	1 3
95003-10xxx-60	95003-10001-60M <95003-10003-60M>	5.0	8.0	1 3
95003-11xxx-3x	95003-11001-60M <95003-11003-60M> <95003-11008-60M>	5.0	9.0	1 3 8
95003-11xxx-60	95003-11001-60M <95003-11003-60M> <95003-11008-60M>	5.0	9.0	1 3 8
95003-12xxx-1x	95003-12001-10M <95003-12003-10M> <95003-12008-10M>	5.0	7.0	1 3 8
95003-12xxx-20	95003-12001-10M <95003-12003-10M> <95003-12008-10M>	5.0	7.0	1 3 8

Vinyl tube				
Standard part No.	Bulk part No.	Bulk part		
		Inner dia- meter (mm)	Outer dia-meter (mm)	Length (m)
95003-14xxx-1x	95003-14001-10M <95003-14003-10M>	6.0	9.0	1 3
95003-14xxx-20	95003-14001-10M <95003-14003-10M>	6.0	9.0	1 3
95003-14xxx-3x	95003-14001-60M <95003-14003-60M>	6.0	9.0	1 3
95003-17xxx-1x	95003-17001-10M <95003-17003-10M>	7.0	9.0	1 3
95003-19xxx-1x	95003-19001-10M <95003-19003-10M> <95003-19008-10M>	7.0	11.0	1 3 8
95003-19xxx-20	95003-19001-10M <95003-19003-10M> <95003-19008-10M>	7.0	11.0	1 3 8
95003-19xxx-3x	95003-19001-60M <95003-19003-60M> <95003-19008-60M>	7.0	11.0	1 3 8
95003-19xxx-60	95003-19001-60M <95003-19003-60M> <95003-19008-60M>	7.0	11.0	1 3 8
95003-21xxx-1x	95003-21001-10M <95003-21003-10M>	8.0	9.0	1 3
95003-21xxx-20	95003-21001-10M <95003-21003-10M>	8.0	9.0	1 3
95003-23xxx-1x	95003-23001-10M <95003-23003-10M>	8.0	12.0	1 3
95003-23xxx-20	95003-23001-10M <95003-23003-10M>	8.0	12.0	1 3
95003-23xxx-3x	95003-23001-60M <95003-23003-60M> <95003-23008-60M>	8.0	12.0	1 3 8
95003-23xxx-60	95003-23001-60M <95003-23003-60M> <95003-23008-60M>	8.0	12.0	1 3 8
95003-25xxx-1x	95003-25001-10M <95003-25003-10M>	9.0	11.0	1 3
95003-25xxx-20	95003-25001-10M <95003-25003-10M>	9.0	11.0	1 3
95003-25xxx-3x	95003-25001-60M <95003-25003-60M>	9.0	11.0	1 3
95003-25xxx-7x	95003-25001-70M <95003-25003-70M>	9.0	11.0	1 3
95003-27xxx-1x	95003-27001-10M <95003-27003-10M>	9.0	13.0	1 3
95003-27xxx-20	95003-27001-10M <95003-27003-10M>	9.0	13.0	1 3
95003-27xxx-3x	95003-27001-60M <95003-27003-60M>	9.0	13.0	1 3
95003-27xxx-60	95003-27001-60M <95003-27003-60M>	9.0	13.0	1 3
95003-33xxx-1x	95003-33001-10M <95003-33003-10M>	10.0	14.0	1 3
95003-33xxx-20	95003-33001-10M <95003-33003-10M>	10.0	14.0	1 3

Vinyl tube				
Standard part No.	Bulk part No.	Bulk part		
		Inner dia- meter (mm)	Outer dia-meter (mm)	Length (m)
95003-36xxx-1x	95003-36001-10M <95003-36003-10M> <95003-36008-10M>	11.0	13.0	1 3 8
95003-36xxx-20	95003-36001-10M <95003-36003-10M> <95003-36008-10M>	11.0	13.0	1 3 8
95003-37xxx-3x	95003-37001-60M <95003-37003-60M>	11.0	15.0	1 3
95003-37xxx-60	95003-37001-60M <95003-37003-60M>	11.0	15.0	1 3
95003-38xxx-1x	95003-38001-10M <95003-38003-10M>	12.0	13.0	1 3
95003-38xxx-20	95003-38001-10M <95003-38003-10M>	12.0	13.0	1 3
95003-39xxx-1x	95003-39001-10M <95003-39003-10M>	12.0	14.0	1 3
95003-39xxx-20	95003-39001-10M <95003-39003-10M>	12.0	14.0	1 3
95003-40xxx-20	95003-40001-10M <95003-40003-10M>	12.0	16.0	1 3
95003-40xxx-3x	95003-40001-60M <95003-40003-60M>	12.0	16.0	1 3
95003-40xxx-60	95003-40001-60M <95003-40003-60M>	12.0	16.0	1 3
95003-43xxx-1x	95003-43001-10M <95003-43003-10M> <95003-43008-10M>	13.0	15.0	1 3 8
95003-43xxx-20	95003-43001-10M <95003-43003-10M> <95003-43008-10M>	13.0	15.0	1 3 8
95003-45xxx-1x	95003-45001-10M <95003-45003-10M> <95003-45008-10M>	14.0	18.0	1 3 8
95003-45xxx-20	95003-45001-10M <95003-45003-10M> <95003-45008-10M>	14.0	18.0	1 3 8
95003-50xxx-1x	95003-50001-10M <95003-50003-10M>	16.0	19.0	1 3
95003-50xxx-20	95003-50001-10M <95003-50003-10M>	16.0	19.0	1 3
95003-50xxx-3x	95003-50001-60M <95003-50003-60M>	16.0	19.0	1 3
95003-55xxx-1x	95003-55001-10M <95003-55003-10M>	17.5	20.5	1 3
95003-55xxx-20	95003-55001-10M <95003-55003-10M>	17.5	20.5	1 3
95003-60xxx-1x	95003-60001-10M <95003-60003-10M>	22.0	27.0	1 3
95003-60xxx-20	95003-60001-10M <95003-60003-10M>	22.0	27.0	1 3
95003-60xxx-3x	95003-60001-60M <95003-60003-60M>	22.0	27.0	1 3
95003-60xxx-60	95003-60001-60M <95003-60003-60M>	22.0	27.0	1 3

General purpose hoses			
Standard part No.	Bulk part No.	Bulk part	
		Inner diameter (mm)	Length (m)
95005-11xxx-3x	95005-11001-30M	11.0	1
95005-11xxx-5x	95005-11001-50M	11.0	1
95005-12xxx-1x	95005-12001-10M <95005-12003-10M>	12.0	1 3
95005-12xxx-2x	95005-12001-20M	12.0	1
95005-12xxx-3x	95005-12001-30M	12.0	1
95005-12xxx-5x	95005-12001-50M	12.0	1
95005-14xxx-1x	95005-14001-10M	14.0	1
95005-14xxx-2x	95005-14001-20M <95005-14003-20M>	14.0	1 3
95005-14xxx-3x	95005-14001-30M	14.0	1
95005-14xxx-5x	95005-14001-50M	14.0	1
95005-17xxx-1x	95005-17001-10M	17.0	1
95005-17xxx-2x	95005-17001-20M	17.0	1
95005-17xxx-3x	95005-17001-30M	17.0	1
95005-17xxx-5x	95005-17001-50M	17.0	1
95005-30xxx-3x	95005-30001-30M	3.0	1
95005-30xxx-5x	95005-30001-50M	3.0	1
95005-35xxx-1x	95005-35001-10M <95005-35003-10M> <95005-35008-10M>	3.5	1 3 8
95005-35xxx-2x	95005-35001-20M	3.5	1
95005-35xxx-3x	95005-35001-30M	3.5	1
95005-35xxx-4x	95005-35001-10M <95005-35003-10M> <95005-35008-10M>	3.5	1 3 8
95005-35xxx-5x	95005-35001-50M	3.5	1
95005-45xxx-1x	95005-45001-10M <95005-45003-10M> <95005-45008-10M>	4.5	1 3 8
95005-45xxx-2x	95005-45001-20M	4.5	1
95005-45xxx-3x	95005-45001-30M	4.5	1

General purpose hoses			
Standard part No.	Bulk part No.	Bulk part	
		Inner diameter (mm)	Length (m)
95005-45xxx-4x	95005-45001-10M <95005-45003-10M> <95005-45008-10M>	4.5	1 3 8
95005-45xxx-5x	95005-45001-50M	4.5	1
95005-50xxx-3x	95005-50001-30M <95005-50003-30M>	5.0	1 3
95005-50xxx-5x	95005-50001-50M	5.0	1
95005-55xxx-1x	95005-55001-10M <95005-55003-10M> <95005-55008-10M>	5.3	1 3 8
95005-55xxx-2x	95005-55001-20M <95005-55003-20M>	5.3	1 3
95005-55xxx-4x	95005-55001-10M <95005-55003-10M> <95005-55008-10M>	5.3	1 3 8
95005-65xxx-1x	95005-65001-10M <95005-65003-10M>	6.5	1 3
95005-65xxx-2x	95005-65001-20M	6.5	1
95005-70xxx-3x	95005-70001-30M <95005-70003-30M>	7.0	1 3
95005-70xxx-5x	95005-70001-50M	7.0	1
95005-75xxx-1x	95005-75001-10M <95005-75003-10M>	7.3	1 3
95005-75xxx-2x	95005-75001-20M	7.3	1
95005-80xxx-1x	95005-80001-10M <95005-80003-10M>	8.0	1 3
95005-80xxx-2x	95005-80001-20M	8.0	1
95005-80xxx-3x	95005-80001-30M	8.0	1
95005-80xxx-5x	95005-80001-50M	8.0	1
95005-91xxx-3x	95005-91001-30M	12.0	1
95005-91xxx-5x	95005-91001-50M	12.0	1
95005-92xxx-3x	95005-92001-30M	12.0	1
95005-92xxx-5x	95005-92001-50M	12.0	1

NOTE: X is displayed to represent the omitted numerals and letters of the roman alphabet.

⊙ **CAUTION: It is DANGEROUS to confuse the fuel hose with the general purpose hose or vinyl hose.**

Never use a general purpose hose or vinyl hose in place of a fuel hose or vice versa. Always use the correct bulk part in the parts catalogue, according to the service manual or the instructions issued with the bulk part.

• Bulk part number of fuel hose, general purpose hose and vinyl hose.

(Example)

9 5 0 0 1 - 7 5 0 0 1 - 5 0 M

**Bulk part number:** Refers to the bulk part.

**Marking code (hose type):** (fuel hose and general purpose hose)

**Change code (for added hose):** (Vinyl hose)

- Indicates number mark or change sequence, however, the code for the bulk part must be strictly 0 (zero).

**Types of code:**

- Fuel hose
  - 2: Red outside braid (3 mm inside dia. only)
  - 5: Black inside braid
  - 3: Red (3 mm inside dia. only)
  - 4: Ash gray with red stripe (3 mm inside dia. only)
  - 6: Black

- Vinyl hose
  - 1: Clear
  - 2: Black
  - 3: Light red
  - 6: Light red
  - 7: Pale black

- General hose
  - 1: Ash gray
  - 2: Ash gray
  - 3: Black
  - 5: Black

**Lengths:** 001: 1 m (standard)  
003: 3 m  
008: 8 m

**I.D code:** (fuel hose and general purpose hose)

- 30: 3.0 mm
- 35: 3.5 mm
- 45: 4.5 mm
- 50: 5.0 mm
- 55: 5.3 mm, 5.5 mm
- 65: 6.5 mm
- 70: 7.0 mm
- 75: 7.3 mm, 7.5 mm
- 80: 8.0 mm
- 11: 11 mm
- 91: 12 mm (outside dia. 15) mm
- 92: 12 mm (outside dia. 16) mm
- 12: 12 mm (outside dia. 17) mm
- 14: 14 mm
- 17: 17 mm

**ID./OD. code:** (vinyl hose)

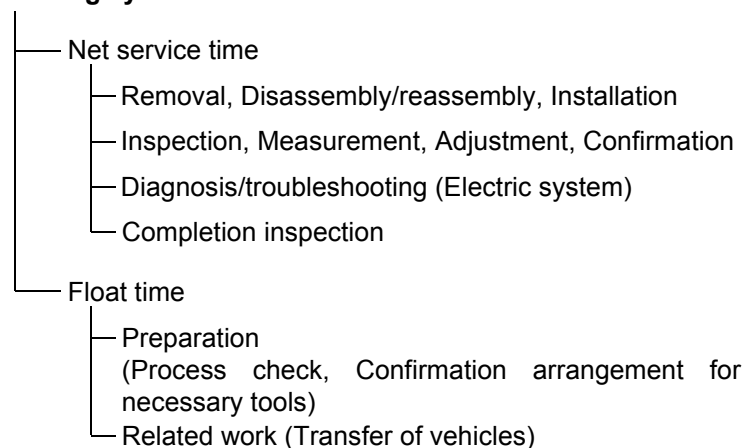
- 01: ID. 2.9, OD. 6.8 mm
- 03: ID. 3.0, OD. 6.0 mm
- 05: ID. 3.5, OD. 6.5 mm
- 07: ID. 4.0, OD. 7.0 mm
- 08: ID. 4.5, OD. 6.5 mm
- 09: ID. 4.5, OD. 8.0 mm
- 12: ID. 5.0, OD. 7.0 mm
- 10: ID. 5.0, OD. 8.0 mm
- 11: ID. 5.0, OD. 9.0 mm
- 14: ID. 6.0, OD. 9.0 mm
- 17: ID. 7.0, OD. 9.0 mm
- 19: ID. 7.0, OD. 11.0 mm
- 21: ID. 8.0, OD. 9.0 mm
- 23: ID. 8.0, OD. 12.0 mm
- 25: ID. 9.0, OD. 11.0 mm
- 27: ID. 9.0, OD. 13.0 mm
- 33: ID. 10.0, OD. 14.0 mm
- 36: ID. 11.0, OD. 13.0 mm
- 37: ID. 11.0, OD. 15.0 mm
- 38: ID. 12.0, OD. 13.0 mm
- 39: ID. 12.0, OD. 14.0 mm
- 40: ID. 12.0, OD. 16.0 mm
- 43: ID. 13.0, OD. 15.0 mm
- 45: ID. 14.0, OD. 18.0 mm
- 50: ID. 16.0, OD. 19.0 mm
- 55: ID. 17.5, OD. 20.5 mm
- 60: ID. 22.0, OD. 27.0 mm

**Hose type:** 1: Fuel hose  
3: Vinyl hose  
5: General hose

## FLAT RATE SERVICE TIME

Flat rate service time (FRT) means the standard time required to service a MC, which is listed in this manual to help the dealers control the actual working process and calculate the service charge by using it as a guide.

### FRT setting system



\* Float time is set by multiplying the net service time by a given coefficient.

### Editorial style

The service items shown in the text are listed with the exchange work time for the repair sales parts as the subject. Other representative service items not using repair parts (removal/installation, adjustment, inspection/measuring, and other work) are listed collectively in the list in the preface, classified according to the work.

### FRT setting standard

- Decimal system (in unit of 0.1) is adopted to set FRT as it is convenient to calculate the wage.  
Example: (0.1) → 6 minutes, (0.2) → 12 minutes  
[Labor cost per hour] x [FRT] = [Wage]
- FRT is set with a hand tool.
- Service items and FRT can be subject to change depending on development of tools and service equipment and improvement in service procedure.

**Work procedure**

- As the work procedure is set with the work time according to the method in the separate Service Manual, refer to this Manual as required.
- Work methods permitting servicing in the shortest time still permitting assurance of safe work and product warranty are used for the setting of service items not listed in the Service Manual.
- Work basically is to be performed by one person, and when two or more people are required, setting is done as the total time for the number of people.
- The set value for the technological level of the workers uses a person with three years of experience in the repair of Honda vehicles as the standard.
- Special tools and service equipment used to set FRT are those specified or recommended in Service Manual.

**Service item whose FRT is not presented**

- Accessories and service parts that are not listed to use in this manual.
  - Locations with little aging deterioration or breakage during normal use.
  - Service work that can be finished by one touch.
  - Service work that is seldom done (i.e. extremely small causes of trouble and service frequency).
- \* When FRT is not presented, please calculate wages based on appropriate actual work time

**Operation not included of FRT**

- Oil and coolant water draining, Waiting time for warming up operation and etc..
- Additional operation that involves removal/installation of standard exterior equipment.
- Indirect time spent for service by visiting the customer, trade-in, and delivery of a MC.
- Indirect time required for ordering and delivery of parts.
- Cost for grease, adhesive agent, etc. used for service work.

**Explanation of FRT by using an example  
(The example may differ from the actual presented items)**

Ref. No.	L.O.N.	(Relative ref. Number) Description	F.R.T.
②	111118	(1, 3, 4, 7) CAMSHAFT..... 4.5	②
③	111118A	⑥ • Includes: Valve clearance adjustment Replace rocker arm add ..... 1.0	⑤

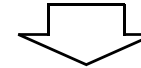
- ① Reference No. of the illustration of part that shows location of the replacement work.
- ② FRT is an abbreviation of Flat Rate Time indicating the standard service time required for the replacement.
- ③ LON is an abbreviation of Labor Operation Number, and it is a classification of the service items by the work unit code.  
  
The same operation code is used regardless of the models.  
  
Standard operation is indicated with 6 digits code, and additional operation is indicated with 7 digits code.
- ④ Indicating the camshaft replacement and FRT4.5.
- ⑤ Indicating FRT1.0 that will be added when additional operation (replace rocker arm) is done in association with camshaft replacement.

- ⑥ Indicating work contents that are included in the service item.
- ⑦ Indicating a reference No. whose operation and time are the same as FRT4.5 for the camshaft.

(The application range is limited to the service items without an LON setting within a same block.)

**How to refer to the service item by using the sample  
(camshaft replacement)**

Open to the page of the block where the camshaft's spare part illustration is shown.



Look for the camshaft illustration, and refer to the service item and FRT that agree with the reference No.

Indication mark for the listing of service items that continues to the following page

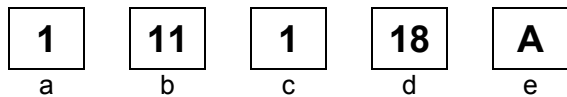
Ref. No.	L.O.N.	(Relative ref. Number) Description	F.R.T.
2	111118	CAMSHAFT .....	4.5
	.	.	.
	.	.	.

+  
Mark indicated at the last line.

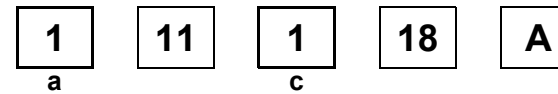
Indication of the block with no setting of FRT

Ref. No.	L.O.N.	(Relative ref. Number) Description	F.R.T.
NO INFORMATION .....			

• LON code system



- a) Category code..... Engine
- b) Location/function code ..... Engine upper
- c) Operation code..... Replace
- d) Operation sequence number (Unit code can be shown with alphabet) ..... camshaft (No regular rule of code)
- e) Additional code ..... replace rocker arm (No regular rule of code)



a) Category codes and classification

Code	Category
1	Engine
2	Transmission
3	Fuel & Exhaust
4	Frame & Body
5	Steering/Suspension
6	Electrical
7	Wheels/Brakes
8	Controls/instrument
9	-
0	-

c) Operation codes and classification

Code	Operation category
1	Replace, Removal/Installation, Change
2	Overhaul
3	Adjust, Balance
4	(Paint-related work: Top-coat)
5	Test, Inspect/diagnose, Measurement, Check
6	(Overhaul-related work: Rebore)
7	(Overhaul-related work: Reseal)
8	(Resurface)
9	(Paint-related work: Refinish)
0	Repair, Cleaning, Air bleeding

Major service items without using spare parts

(1) Removal/Installation, (2) Adjustment,  
(3) Inspection/Measurement, (4) Overhaul, (5) Other work

E: Engine, F: Frame

### \* OPERATIONS OTHER THAN REPLACING PARTS

#### (1) Removal and installation

Set for the configuration with the parts removed from the vehicle.

	LON	DESCRIPTION	FRT
E	1101E5	<b>TILTING ENGINE ASSEMBLY-REMOVAL/INSTALLATION</b> INCLUDES: All necessary adjustment	1.7
	1111K0	<b>CYLINDER HEAD ASSEMBLY-REMOVAL/INSTALLATION</b>	1.4
	3111D6	<b>CARBURETOR ASSEMBLY-REMOVAL/INSTALLATION</b>	0.5
	1101E6	<b>CRANKCASE SEPARATION</b> INCLUDES: Engine removal and installation	3.5

#### (2) Adjustment

	LON	DESCRIPTION	FRT
E	3113A0	<b>CARBURETOR IDLE-ADJUSTMENT</b>	0.1
	2123A0	<b>CLUTCH-ADJUSTMENT</b>	0.1
	6143A1	<b>SPARK PLUG-ADJUSTMENT/CLEANING</b>	0.1
	1113A0	<b>VALVE CLEARANCE-ADJUSTMENT</b> NOTE: For 1 vehicle	0.4
F	6163A0	<b>HEADLIGHT-AIMING</b>	0.1
	2133A0	<b>DRIVE CHAIN-ADJUSTMENT</b>	0.1
	7113A0	<b>FRONT BRAKE-ADJUSTMENT</b> EXCLUDES: Front brake shoe adjustment	0.1
	7113A1	<b>REAR BRAKE-ADJUSTMENT</b> EXCLUDES: Rear brake shoe adjustment	0.1
	3113A3	<b>THROTTLE OPERATION-ADJUSTMENT</b>	0.1

#### (3) Inspection, Measurement

	LON	DESCRIPTION	FRT
E	1115A0	<b>COMPRESSION PRESSURE-MEASUREMENT</b>	0.1
	3115A0	<b>CARBURETOR FLOAT LEVEL-MEASUREMENT</b>	0.6
	6145A0	<b>IGNITION TIMING-INSPECTION</b>	0.2
F	6105A0	<b>BATTERY-CHECKING OF ELECTROLYTE LEVEL &amp; CHARGE</b>	0.2

#### (4) Overhaul

Work condition: The required Measurements, inspections, adjustments, and cleaning/washing of each part are performed, including the main body removal/installation work and the replacement of defective parts.

	LON	DESCRIPTION	FRT
E	311200	<b>CARBURETOR-OVERHAUL</b> INCLUDES: All necessary adjustment	0.8

#### (5) Other work

	LON	DESCRIPTION	FRT
E	1130A1	<b>OIL FILTER SCREEN-CLEANING</b>	0.3
F	7110A0	<b>FRONT BRAKE-AIR BLEEDING</b>	0.2



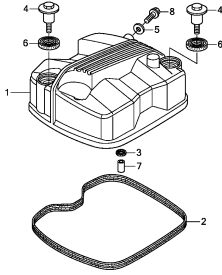
# ENGINE GROUP

C 6

E-1

CYLINDER HEAD COVER

D 1

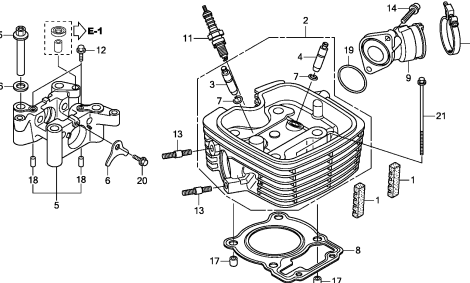


KYASE0100

E-2

CYLINDER HEAD

D 2

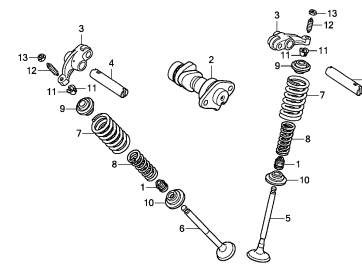


KYASE0200

E-3

CAMSHAFT/VALVE

D 4

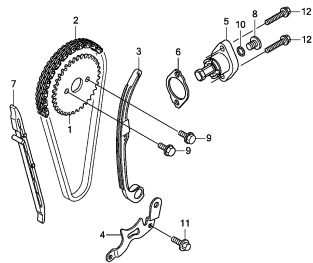


KYASE0300

E-4

CAM CHAIN/TENSIONER

D 5

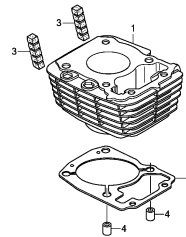


KYASE0400

E-5

CYLINDER

D 6

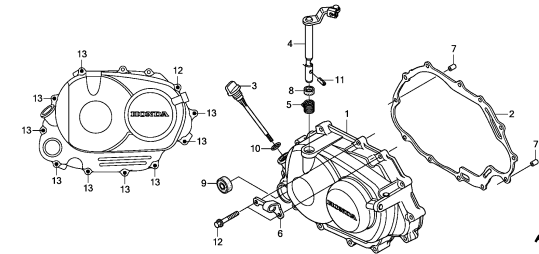


KYASE0500

E-6

RIGHT CRANKCASE COVER

D 7

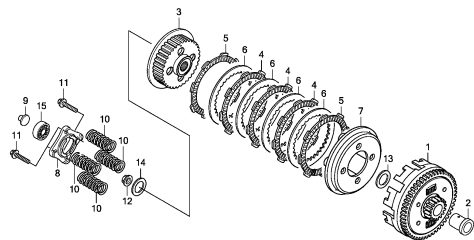


KYASE0600

E-8

CLUTCH

D 8

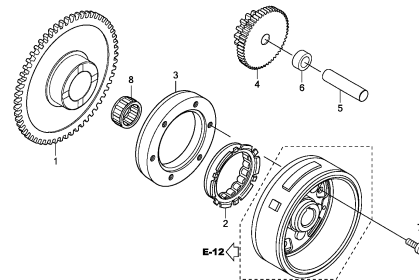


KYASE0800

E-10

STARTING CLUTCH

D 9

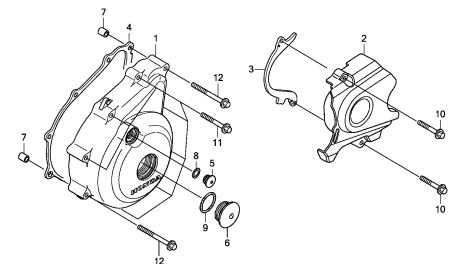


KYASE1000

E-11

LEFT CRANKCASE COVER

D10



KYASE1100

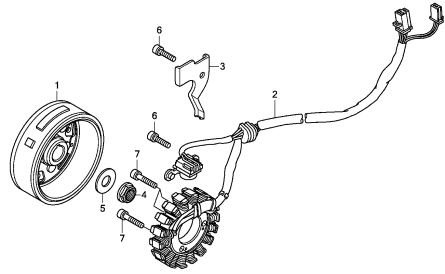
# ENGINE GROUP

C 7

E-12

GENERATOR

D11

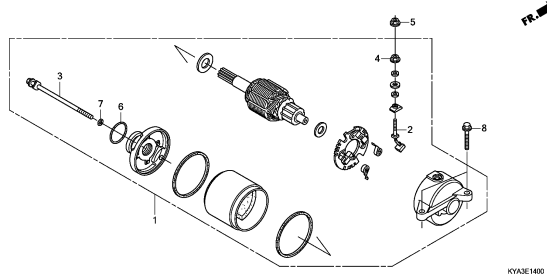


KYASE1800

E-14

STARTER MOTOR

D12

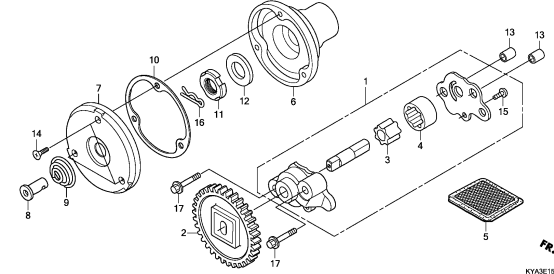


KYASE1800

E-15

OIL PUMP

D13

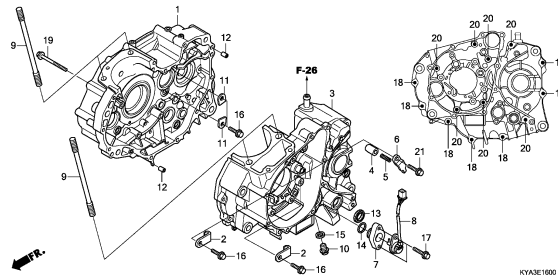


KYASE1800

E-16

CRANKCASE

D14

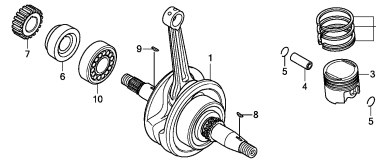


KYASE1800

E-17

CRANKSHAFT/PISTON

D15

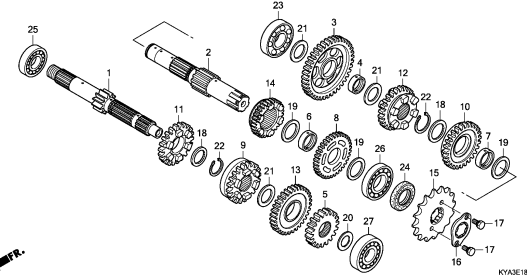


KYASE1800

E-18

TRANSMISSION

D16

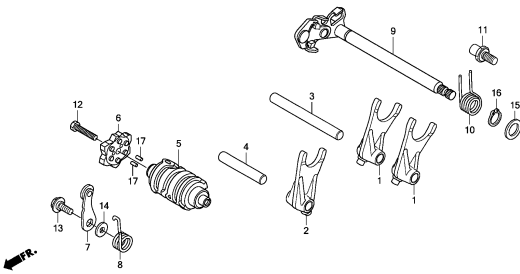


KYASE1800

E-21

GEARSHIFT DRUM

E 2

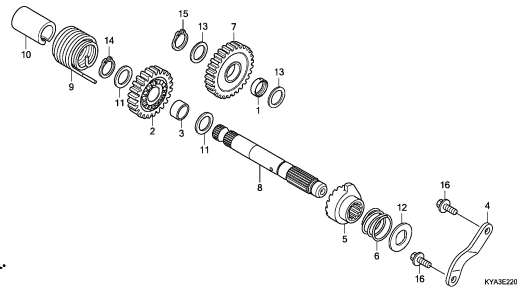


KYASE2100

E-22

KICK STARTER SPINDLE

E 3

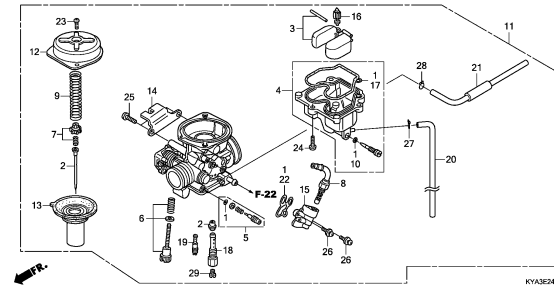


KYASE2200

E-24

CARBURETOR

E 4



KYASE2400

2

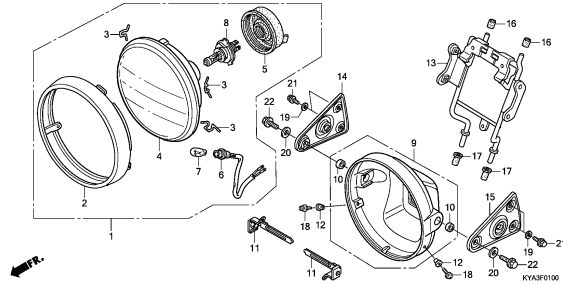
# FRAME GROUP

**C 8**

**F-1**

**HEADLIGHT**

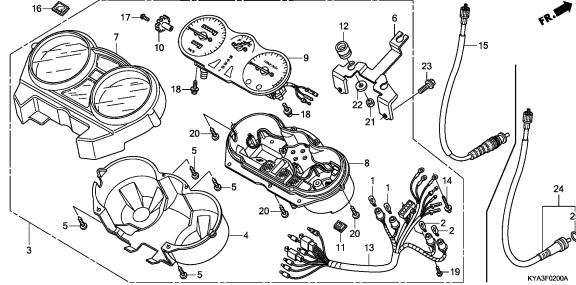
**F 1**



**F-2**

**METER**

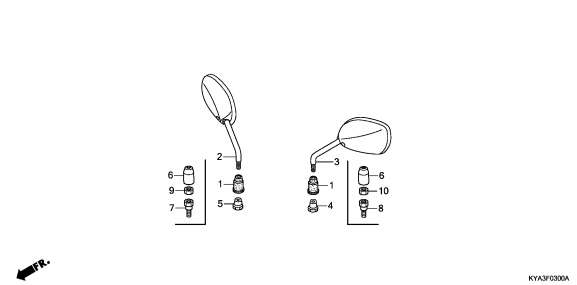
**F 2**



**F-3**

**MIRROR**

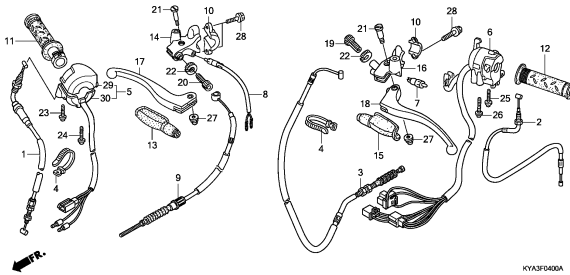
**F 4**



**F-4**

**HANDLE LEVER/SWITCH/CABLE**

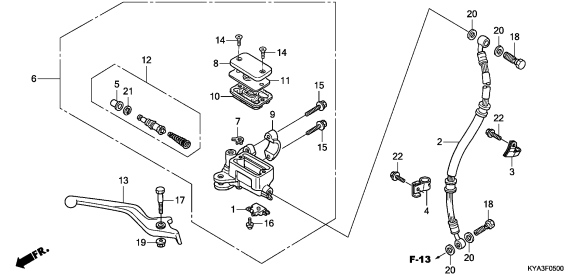
**F 5**



**F-5**

**FRONT BRAKE MASTER CYLINDER**

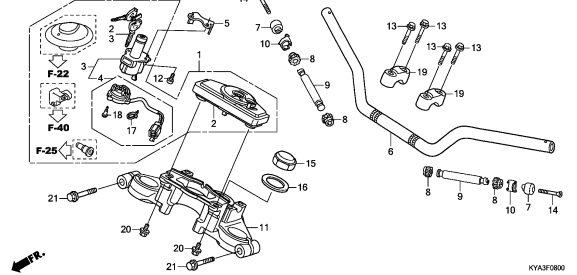
**F 7**



**F-8**

**HANDLE PIPE/TOP BRIDGE**

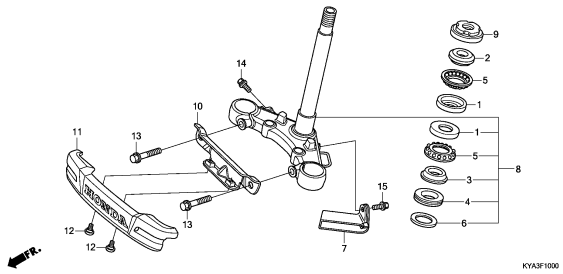
**F 8**



**F-10**

**STEERING STEM**

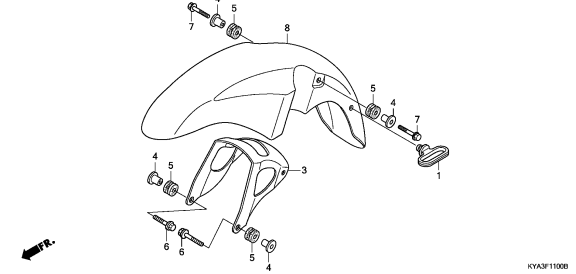
**F 9**



**F-11**

**FRONT FENDER**

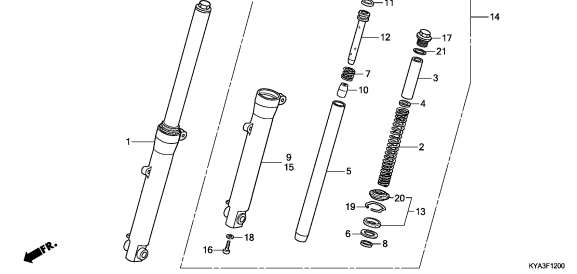
**F10**



**F-12**

**FRONT FORK**

**F11**



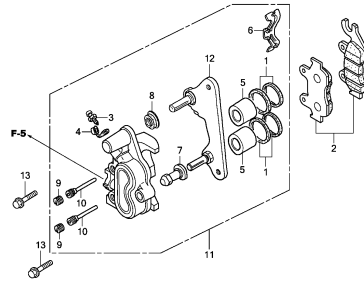
# FRAME GROUP

**C 9**

**F-13**

FRONT BRAKE CALIPER

**F13**

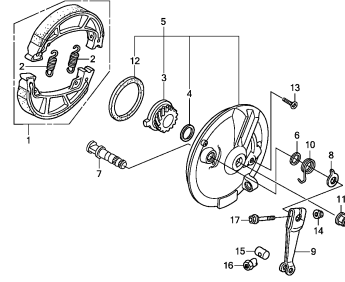


FR →  
KYAF1300

**F-14**

FRONT BRAKE PANEL

**F14**



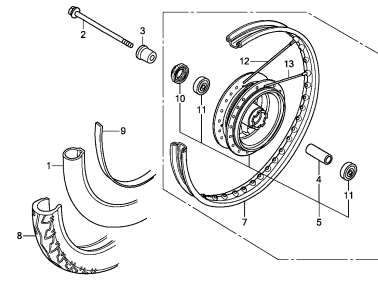
← FR

KYAF1400

**F-15-10**

FRONT WHEEL(SPOKE/DRUM BRAKE)

**F15**



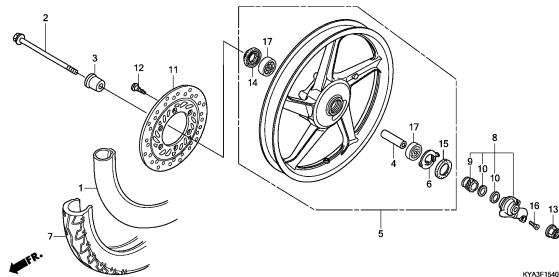
FR →

KYAF1510A

**F-15-40**

FRONT WHEEL(CAST/DISK BRAKE)

**F16**



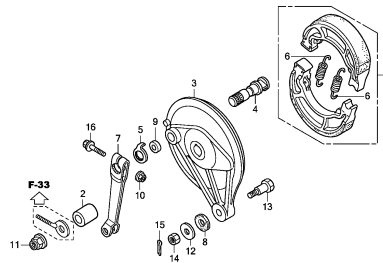
FR →

KYAF1540

**F-19**

REAR BRAKE PANEL

**G 1**



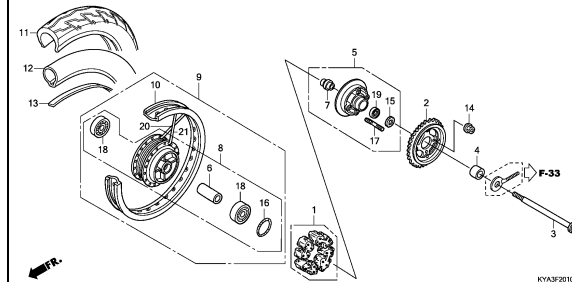
FR →

KYAF1900

**F-20-10**

REAR WHEEL(SPOKE)

**G 2**



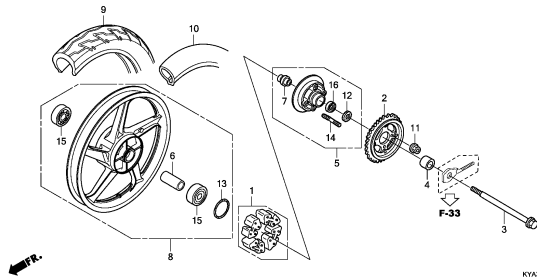
FR →

KYAF2010

**F-20-30**

REAR WHEEL(CAST)

**G 4**



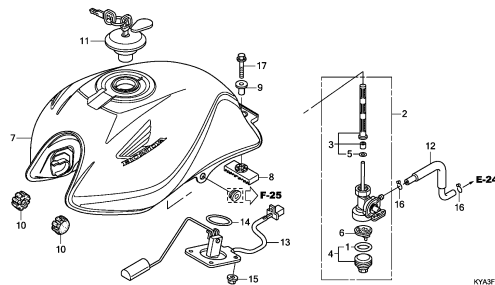
FR →

KYAF2030

**F-22**

FUEL TANK

**G 5**



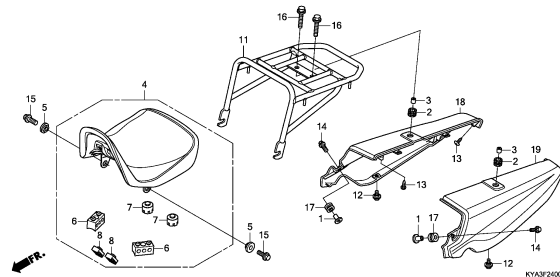
FR →

KYAF2200

**F-24**

SEAT/REAR CARRIER(GL1501WH)

**G 6**



FR →

KYAF2400B

**3**

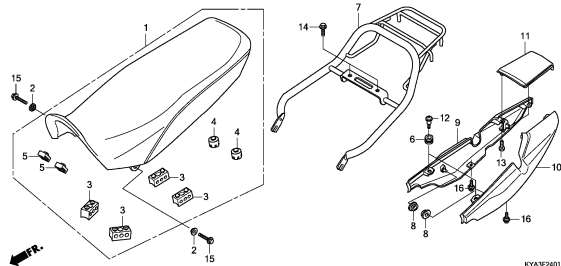
# FRAME GROUP

**C10**

**F-24-1**

**SEAT/REAR CARRIER  
(GL1503WH/4WH/5WH)**

**G 7**

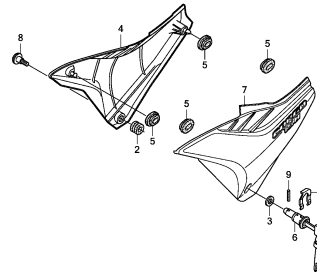


KYA3F2401

**F-25**

**SIDE COVER**

**G 8**

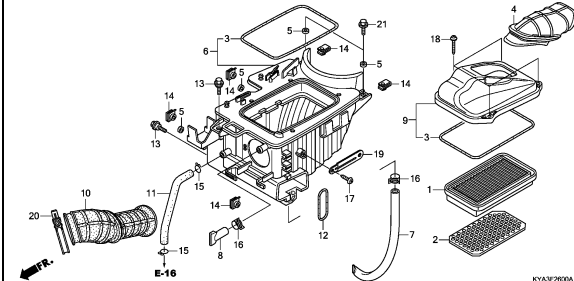


KYA3F2500A

**F-26**

**AIR CLEANER**

**G 9**

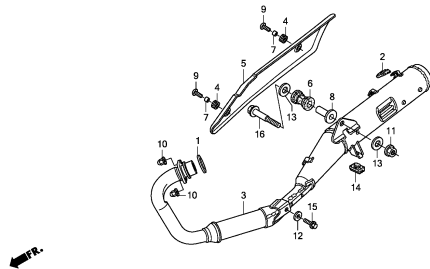


KYA3F2600A

**F-28**

**EXHAUST MUFFLER**

**G10**

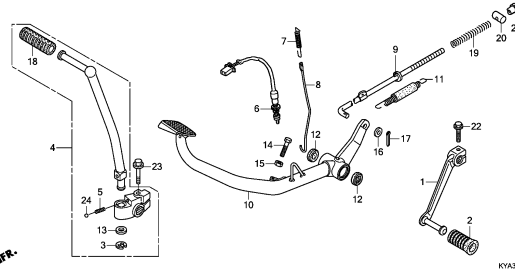


KYA3F2800

**F-30**

**PEDAL**

**G11**

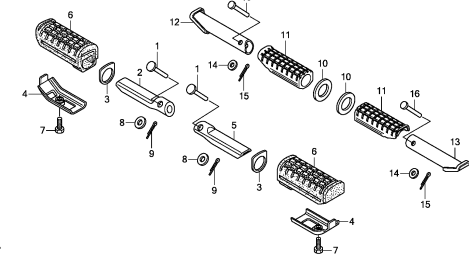


KYA3F3000

**F-31**

**STEP**

**G12**

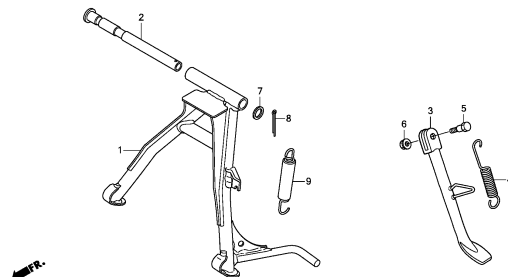


KYA3F3100A

**F-32**

**STAND**

**G13**

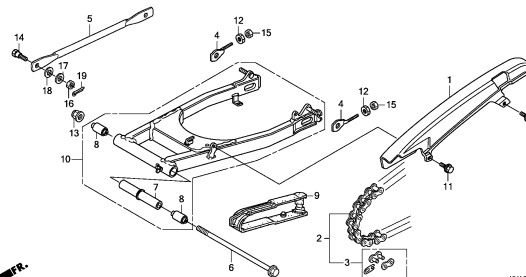


KYA3F3200A

**F-33**

**SWINGARM**

**G14**

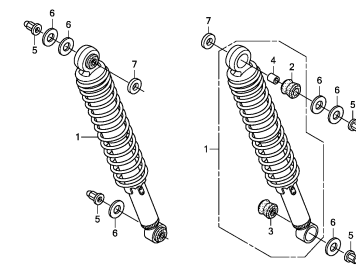


KYA3F3300

**F-34**

**REAR CUSHION**

**G15**



KYA3F3400

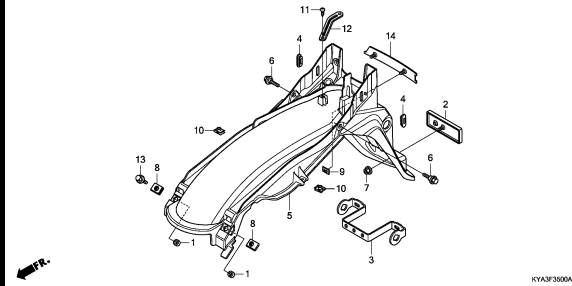
# FRAME GROUP

**C11**

**F-35**

REAR FENDER

**G16**

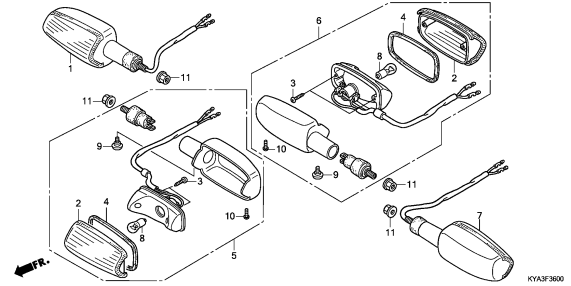


KYA3F3800A

**F-36**

WINKER

**H 1**

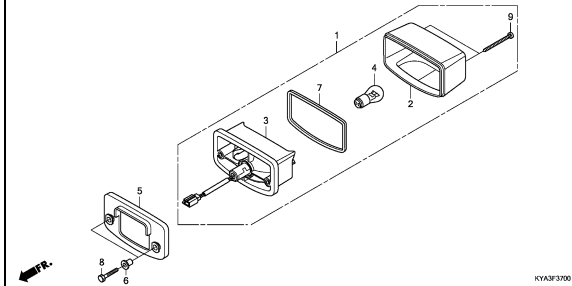


KYA3F3600

**F-37**

TAILLIGHT

**H 2**

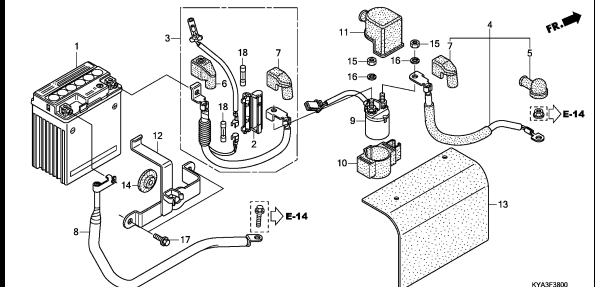


KYA3F3700

**F-38**

BATTERY

**H 3**

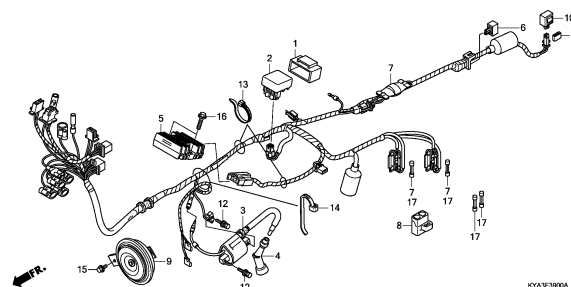


KYA3F3800

**F-39**

WIRE HARNESS

**H 4**

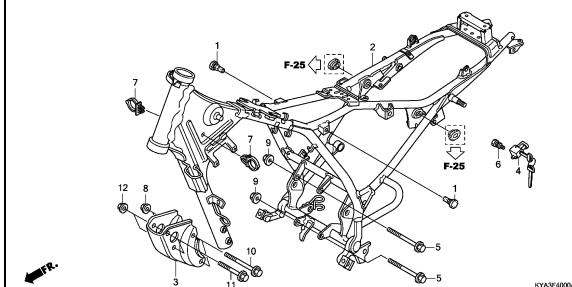


KYA3F3900A

**F-40**

FRAME BODY

**H 5**

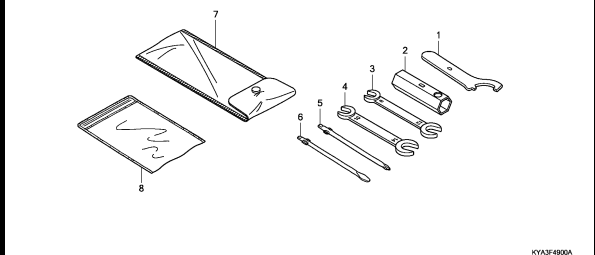


KYA3F4000A

**F-49**

TOOLS

**H 6**

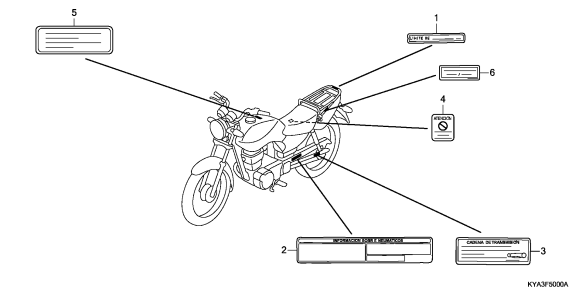


KYA3F4900A

**F-50**

CAUTION LABEL

**H 7**

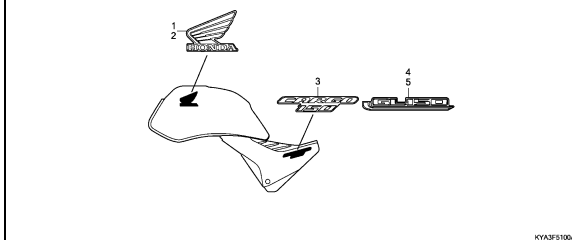


KYA3F5000A

**F-51**

MARK

**H 8**



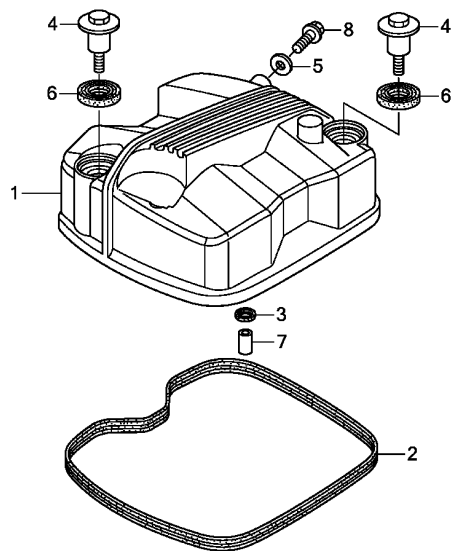
KYA3F5100A

**3**

E-1

CYLINDER HEAD COVER

D 1



KYA3E0100

Ref. No.	L.O.N.	(Relative ref. Number) Description	F.R.T.
1	1111C4	COVER, CYLINDER HEAD .....	0.3
2	(3) 1111D2	GASKET, CYLINDER HEAD COVER ..	0.3

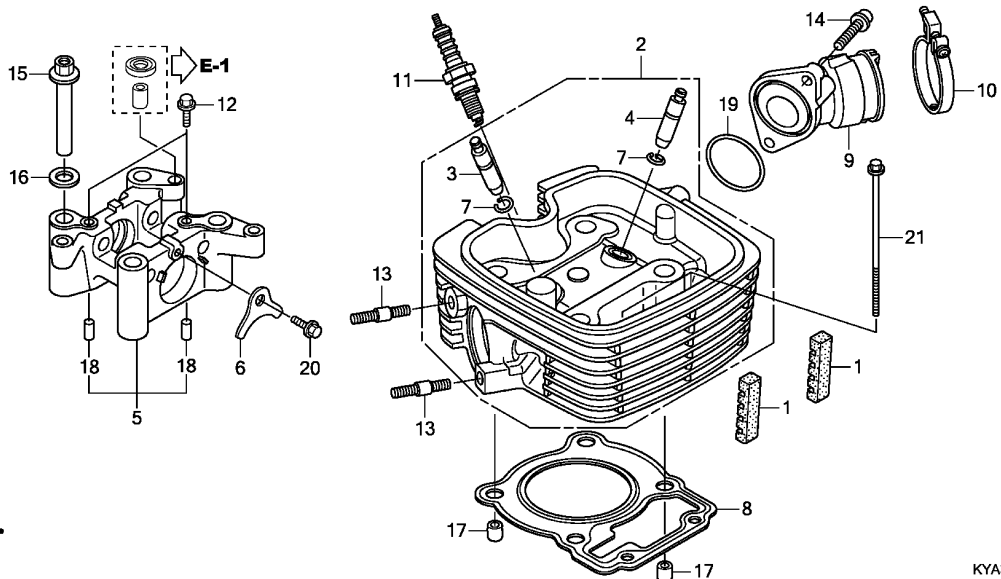
Ref. No.	Part No.	Description	Reqd. QTY					Serial No.	Parts catalogue code
			1WH C	1WH D	3WH D	4WH D	5WH D		
1	12311-KYA-B00	COVER, CYLINDER HEAD .....	1	1	1	1	1		
2	12391-KRM-840	GASKET, HEAD COVER .....	1	1	1	1	1		
3	12396-KRM-840	GASKET B, HEAD COVER .....	1	1	1	1	1		
4	90003-KFG-000	BOLT, L. CRANKCASE COVER ....	2	2	2	2	2		
5	90463-KRM-840	WASHER, SEALING, 6.2X12X1.2 .	1	1	1	1	1		
6	90543-MV9-670	RUBBER, MOUNTING .....	2	2	2	2	2		
7	90702-KRM-840	DOWEL PIN, 8X14 .....	1	1	1	1	1		
8	96001-06012-00	BOLT, FLANGE, 6X12 .....	1	1	1	1	1		

2

E-2

CYLINDER HEAD

D 2



Ref. No.	L.O.N.	(Relative ref. Number) Description	F.R.T.
2	111106	HEAD, CYLINDER ..... .INCLUDES: Valve adjust and reface	2.2
3	1111M0	GUIDE, EXHAUST VALVE(ONE) .... .INCLUDES: Reaming .INCLUDES: Valve adjust and reface	2.2
4	1111L9	GUIDE, INTAKE VALVE(ONE) ..... .INCLUDES: Reaming .INCLUDES: Valve adjust and reface	2.2
	1111M9	GUIDE, VALVE :FOR 1 VEHICLE .. .INCLUDES: Reaming .INCLUDES: Valve adjust and reface	2.5
5	1111B4	HOLDER, CAMSHAFT .....	0.9
8	111115	GASKET, CYLINDER HEAD .....	1.4
9		(19)	
	111107	MANIFOLD, INTAKE .....	0.5
11	614130	PLUG, SPARK .....	0.1

Ref. No.	Part No.	Description	Reqd. QTY					Serial No.	Parts catalogue code
			1WH C	1WH D	3WH D	4WH D	5WH D		
1	12195-KTE-910	RUBBER, INSERT .....	2	2	2	2	2		
2	12200-KYA-B00	HEAD COMP., CYLINDER .....	1	1	1	1	1		
3	12204-KRM-305	GUIDE, VALVE(O.S.) .....	1	1	1	1	1		
		(EXHAUST SIDE)							
4	12205-KSP-305	GUIDE, IN. VALVE(O.S.) .....	1	1	1	1	1		
5	12210-KVX-600	HOLDER COMP., CAMSHAFT .....	1	1	1	1	1		
6	12212-KRM-840	PLATE, STOPPER .....	1	1	1	1	1		
7	12213-KTT-900	CLIP, VALVE GUIDE .....	2	2	2	2	2		
8	12251-KSP-910	GASKET, CYLINDER HEAD .....	1	1	1	1	1		
	12252-KYA-600	GASKET, CYLINDER HEAD							
		(OS 0.75/1.00)	(1)	(1)	(1)	(1)	(1)		
9	16210-KYA-B00	PIPE COMP., IN. ....	1	1	1	1	1		
10	16217-KVC-900	BAND, INSULATOR .....	1	1	1	1	1		
11	31916-KRM-841	PLUG, SPARK(CPR8EA-9)(NGK) ..	1	1	1	1	1		
	31917-KPH-901	PLUG, SPARK(CPR7EA-9)(NGK) ..	(1)	(1)	(1)	(1)	(1)		
	31926-KRM-841	PLUG, SPARK(CPR9EA-9)(NGK) ..	(1)	(1)	(1)	(1)	(1)		
	31926-KTT-890	PLUG, SPARK(CPR9EA-9) .....	(1)	(1)	(1)	(1)	(1)		
12	90002-KRM-840	BOLT, FLANGE, 5X14 .....	2	2	2	2	2		
13	90035-KRM-840	BOLT, STUD, 8X22 .....	2	2	2	2	2		
14	90091-KRM-840	BOLT, FLANGE SOCKET, 6X22 ...	2	2	2	2	2		
15	90306-KRM-840	NUT, CYLINDER HEAD .....	4	4	4	4	4		
16	90404-KPT-A00	WASHER, PLAIN, 12MM .....	4	4	4	4	4		
17	90703-KRM-840	DOWEL PIN, 10X12 .....	2	2	2	2	2		
18	90704-KTT-900	DOWEL PIN, 6X10 .....	2	2	-	-	-		
	90704-KRM-840	.....	-	-	2	2	2		
19	91304-KVC-900	O-RING, 33.5X3 .....	1	1	1	1	1		

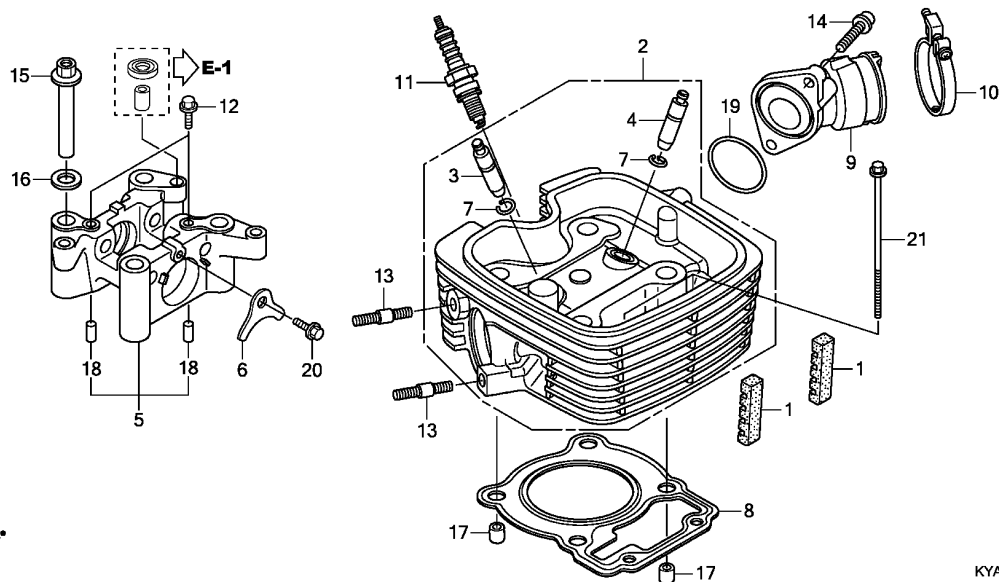
2



E-2

CYLINDER HEAD

D 3

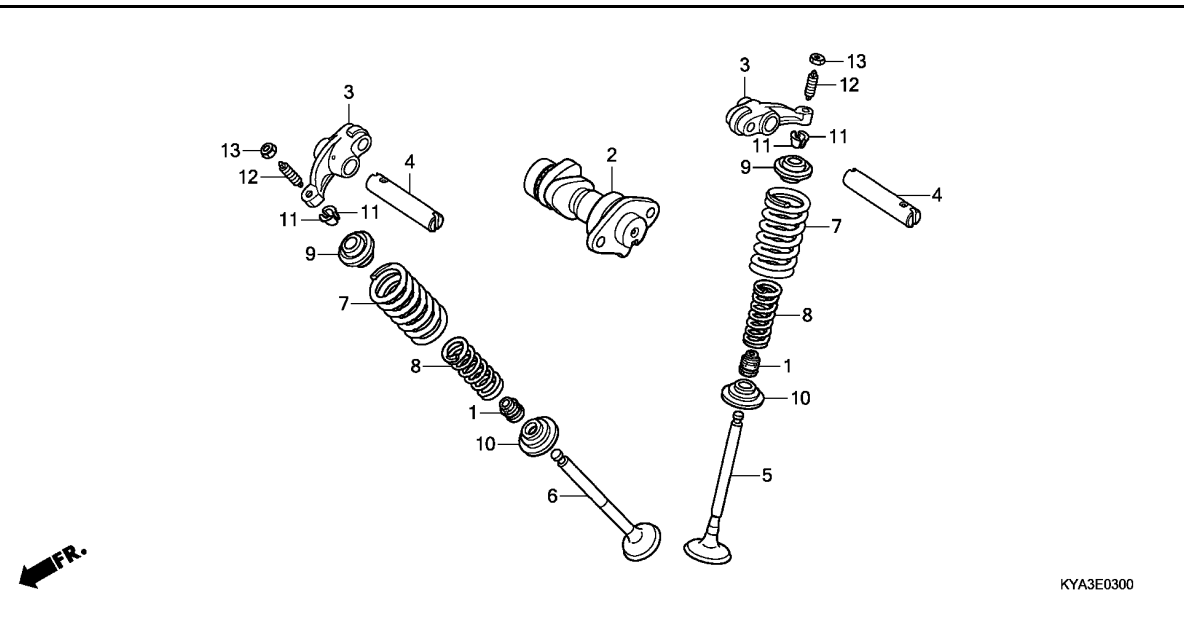


KYA3E0200

Ref. No.	Part No.	Description	Reqd. QTY					Serial No.	Parts catalogue code
			1WH C	1WH D	3WH D	4WH D	5WH D		

20	95701-06014-00	BOLT, FLANGE, 6X14 .....	1	1	1	1	1		
21	95801-06105-00	BOLT, FLANGE, 6X105 .....	2	2	2	2	2		

2

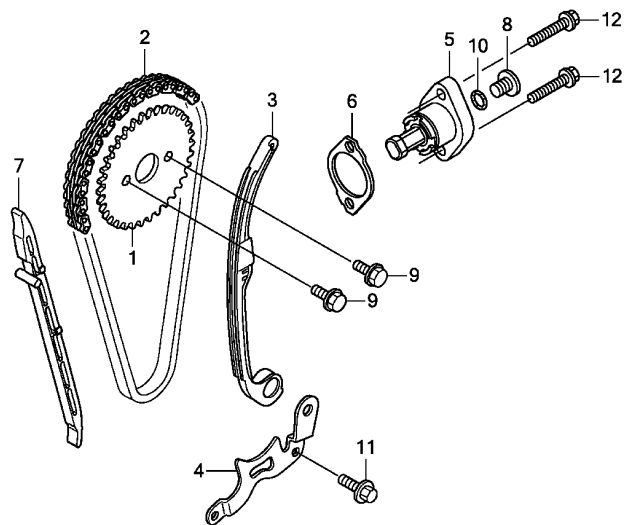


KYA3E0300

Ref. No.	L.O.N.	(Relative ref. Number) Description	F.R.T.
2	111118	CAMSHAFT ..... .INCLUDES: Valve adjustment (4)	0.7
3	1111K8	ARM, INTAKE VALVE ROCKER(ONE) .INCLUDES: Valve adjustment	0.8
	1111K9	ARM, EXHAUST VALVE ROCKER(ONE) .INCLUDES: Valve adjustment	0.8
	1111L8	ARM, VALVE ROCKER :FOR 1 VEHICLE .....	0.8
		.INCLUDES: Valve adjustment	
5	1111N0	VALVE, INTAKE(ONE) .....	1.7
		.INCLUDES: Refacing	
6	1111N1	VALVE, EXHAUST(ONE) .....	1.7
		.INCLUDES: Refacing	
	1111P0	VALVE :FOR 1 VEHICLE .....	1.9
		.INCLUDES: Refacing (1,8,9,10,11)	
7	1111P2	INTAKE VALVE SPRING AND/OR STEM SEAL(ONE) .....	1.5
	1111P3	EXHAUST VALVE SPRING AND/OR STEM SEAL(ONE) .....	1.5
	1111Q2	VALVE SPRING AND/OR STEM SEAL :FOR 1 VEHICLE .....	1.6

Ref. No.	Part No.	Description	Reqd. QTY					Serial No.	Parts catalogue code
			1WH C	1WH D	3WH D	4WH D	5WH D		
1	12209-GB4-682	SEAL, VALVE STEM(ARAI) .....	2	2	2	2	2		
2	14100-KTT-900	CAMSHAFT COMP. ....	1	1	1	1	1		
3	14430-KYA-700	ARM COMP., VALVE ROCKER .....	2	2	-	-	-		
	14430-KTT-900	.....	-	-	2	2	2		
4	14451-KTT-900	SHAFT, ROCKER ARM .....	2	2	2	2	2		
5	14711-KSP-910	VALVE, IN. ....	1	1	1	1	1		
6	14721-KTT-900	VALVE, EX. ....	1	1	1	1	1		
7	14751-KSP-910	SPRING, VALVE OUTER .....	2	2	2	2	2		
8	14761-KSP-910	SPRING, VALVE INNER .....	2	2	2	2	2		
9	14771-KSP-910	RETAINER, VALVE SPRING .....	2	2	2	2	2		
10	14777-KGH-900	SEAT, VALVE SPRING .....	2	2	2	2	2		
11	14781-MA6-000	COTTER, VALVE .....	4	4	4	4	4		
12	90012-KK3-830	SCREW, TAPPET ADJUSTING .....	2	2	2	2	2		
13	90206-250-000	NUT, TAPPET ADJUSTING .....	2	2	2	2	2		





KYA3E0400

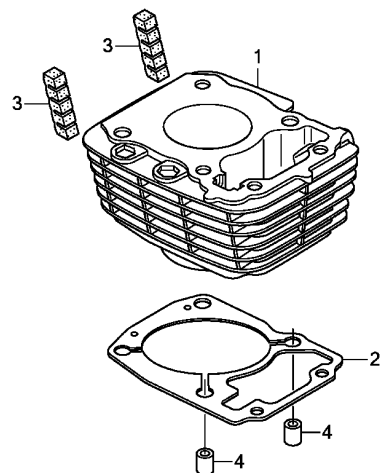
Ref. No.	L.O.N.	(Relative ref. Number) Description	F.R.T.
1	1111Q4	SPROCKET, CAM .....	0.5
2	110140	CHAIN, CAM .....	1.0
3	111130	TENSIONER, CAM CHAIN .....	0.9
5		(6)	
	111133	LIFTER, TENSIONER .....	0.2
7	111139	GUIDE, CAM CHAIN .....	1.4

Ref. No.	Part No.	Description	Reqd. QTY					Serial No.	Parts catalogue code
			1WH C	1WH D	3WH D	4WH D	5WH D		
1	14321-KRM-840	SPROCKET, CAM(34T) .....	1	1	1	1	1		
2	14401-KVJ-911	CHAIN, CAM(94L)(DAIDO) .....	1	1	1	1	1		
	14401-KYA-701	CHAIN, CAM(94L)(CHOHO) .....	1	1	1	1	1		
3	14510-KRM-842	TENSIONER ASSY., CAM CHAIN ..	1	1	1	1	1		
4	14515-KRM-840	PLATE, TENSIONER SETTING .....	1	1	1	1	1		
5	14520-KTT-900	LIFTER ASSY., TENSIONER .....	1	1	1	1	1		
6	14560-KSP-910	GASKET, TENSIONER LIFTER .....	1	1	1	1	1		
7	14610-KSP-910	GUIDE, CAM CHAIN .....	1	1	1	1	1		
8	90005-KY7-000	SCREW, PAN, 6X6 .....	1	1	1	1	1		
9	90083-KRM-840	BOLT, KNOCK, 5MM .....	2	2	2	2	2		
10	91306-KRM-840	O-RING, 1.5X9.5 .....	1	1	1	1	1		
11	95701-06016-00	BOLT, FLANGE, 6X16 .....	1	1	1	1	1		
12	96001-06022-00	BOLT, FLANGE, 6X22 .....	2	2	2	2	2		

E-5

CYLINDER

D 6

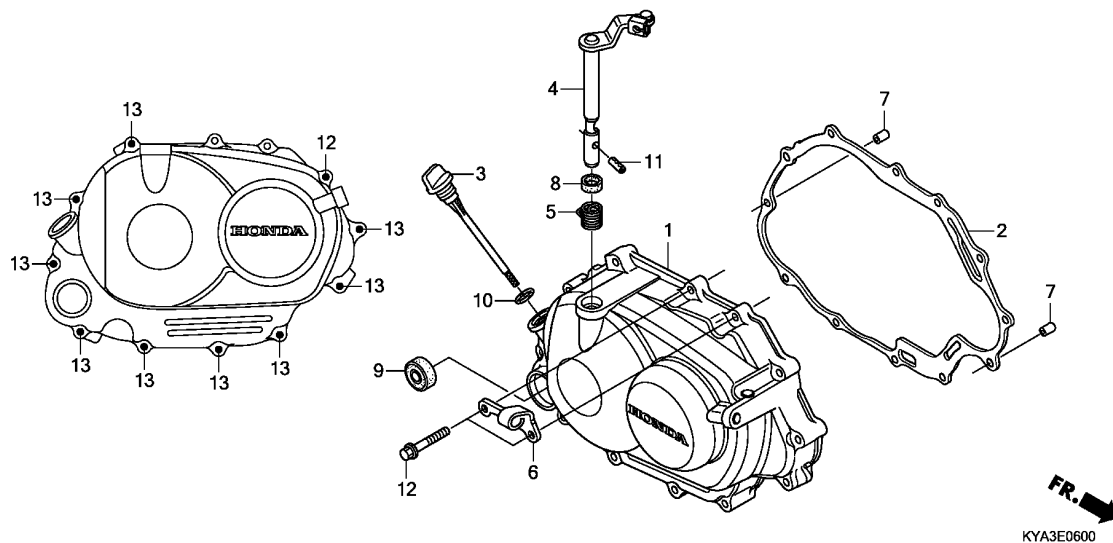


KYA3E0500

Ref. No.	L.O.N.	(Relative ref. Number) Description	F.R.T.
1	1111A5	CYLINDER .....	1.7
2	111102	GASKET, CYLINDER .....	1.6

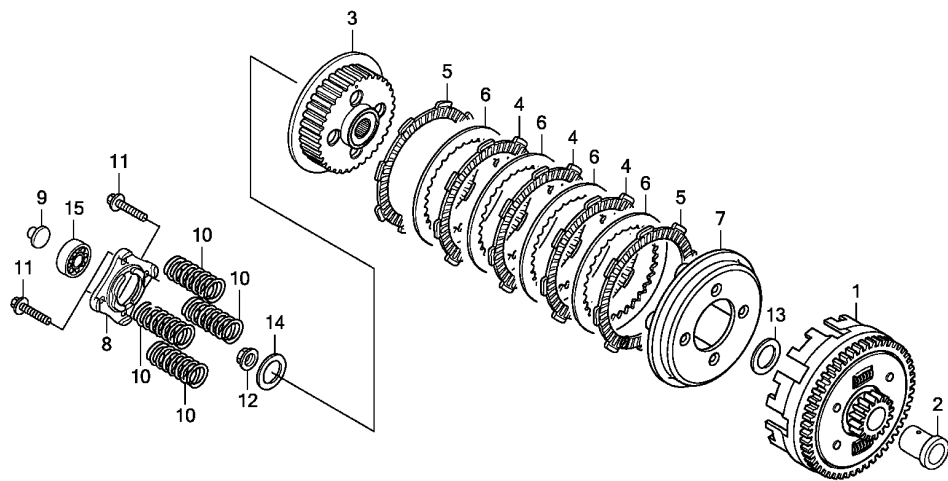
Ref. No.	Part No.	Description	Reqd. QTY					Serial No.	Parts catalogue code
			1WH C	1WH D	GL150 3WH D	4WH D	5WH D		
1	12100-KYA-600	CYLINDER COMP. ....	1	1	1	1	1		
2	12191-KWK-900	GASKET, CYLINDER .....	1	1	1	1	1		
3	12195-KTE-910	RUBBER, INSERT .....	2	2	2	2	2		
4	90703-KRM-840	DOWEL PIN, 10X12 .....	2	2	2	2	2		

2



Ref. No.	L.O.N.	(Relative ref. Number) Description	F.R.T.
1	110159	COVER, CRANKCASE :RIGHT	0.4
2	110158	GASKET, CRANKCASE COVER :RIGHT (5,8)	0.3
4	2121A7	LEVER, CLUTCH	0.4
9	112105	OIL SEAL, KICK STARTER SPINDLE	0.3

Ref. No.	Part No.	Description	Reqd. QTY					Serial No.	Parts catalogue code
			1WH C	1WH D	3WH D	4WH D	5WH D		
1	11330-KYA-600	COVER COMP., R. CRANKCASE	1	1	1	1	1		
2	11393-KWK-900	GASKET, R. CRANKCASE COVER	1	1	1	1	1		
3	15651-KTT-900	GAUGE, OIL LEVEL	1	1	1	1	1		
4	22810-KVX-600	LEVER COMP., CLUTCH	1	1	-	-	-		
	22810-KRM-B00	.....	-	-	1	1	1		
5	22815-KTT-900	SPRING, CLUTCH LEVER	1	1	1	1	1		
6	22821-KVX-600	RECEIVER, CLUTCH CABLE	1	1	1	1	1		
7	90702-KRM-840	DOWEL PIN, 8X14	2	2	2	2	2		
8	91202-KSP-910	OIL SEAL, 12X18X4	1	1	1	1	1		
9	91204-KWK-B00	OIL SEAL, 16X28X7	1	1	1	1	1		
10	91307-KRM-840	O-RING, 18X3	1	1	1	1	1		
11	90703-KRH-900	PIN, SPRING, 3X10	1	1	1	1	1		
12	96001-06030-00	BOLT, FLANGE, 6X30	3	3	3	3	3		
13	96001-06040-00	BOLT, FLANGE, 6X40	9	9	9	9	9		

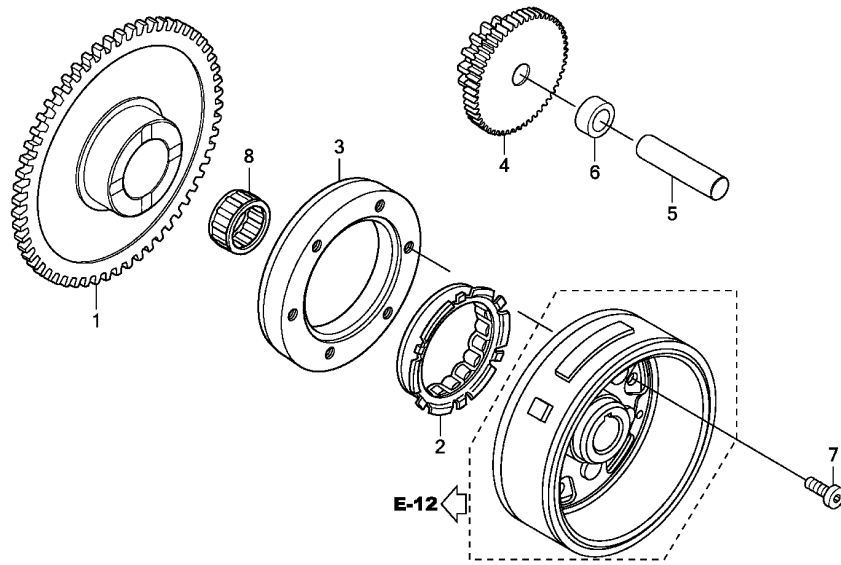


KYA3E0800

Ref. No.	L.O.N.	(Relative ref. Number) Description	F.R.T.
1	2121A0	OUTER, CLUTCH .....	0.7
3	212112	CENTER, CLUTCH .....	0.7
4	2121A1	(5,6) DISC, CLUTCH FRICTION .....	0.7
		.NOTE: Same time for two units or more	
7	2121A3	PLATE, CLUTCH PRESSURE .....	0.7
8	2121A4	PLATE, CLUTCH LIFTER .....	0.4
9	2121B6	ROD, CLUTCH LIFTER .....	0.3
10	212107	SPRING, CLUTCH .....	0.4
		.NOTE: Same time for two units or more	
15	2121B4	BEARING, CLUTCH LIFTER .....	0.3

Ref. No.	Part No.	Description	Reqd. QTY					Serial No.	Parts catalogue code
			GL150						
			1WH	1WH	3WH	4WH	5WH		
			C	D	D	D	D		
1	22100-KWK-900	OUTER COMP., CLUTCH .....	1	1	1	1	1		
2	22115-KSP-910	GUIDE, CLUTCH OUTER .....	1	1	1	1	1		
3	22120-KTT-900	CENTER, CLUTCH .....	1	1	1	1	1		
4	22201-KTT-900	DISK, CLUTCH FRICTION .....	3	3	3	3	3		
5	22202-KTT-900	DISK, CLUTCH FRICTION .....	2	2	2	2	2		
6	22321-KTT-900	PLATE, CLUTCH .....	4	4	4	4	4		
7	22355-KTT-900	PLATE, CLUTCH PRESSURE .....	1	1	1	1	1		
8	22361-KTT-900	PLATE, CLUTCH LIFTER .....	1	1	1	1	1		
9	22366-KRM-840	ROD, CLUTCH LIFTER .....	1	1	1	1	1		
10	22401-KRM-840	SPRING, CLUTCH .....	4	4	4	4	4		
11	90008-KTT-900	BOLT, FLANGE, 6X25 .....	4	4	4	4	4		
12	90202-KRM-840	NUT, SPECIAL FLANGE, 14MM .....	1	1	1	1	1		
13	90405-KTT-900	WASHER, PLAIN, 17MM .....	1	1	1	1	1		
14	90501-KPT-A00	WASHER, 14.1X29X2.8 .....	1	1	1	1	1		
15	96100-60030-00	BEARING, RADIAL BALL, 6003 .....	1	1	1	1	1		





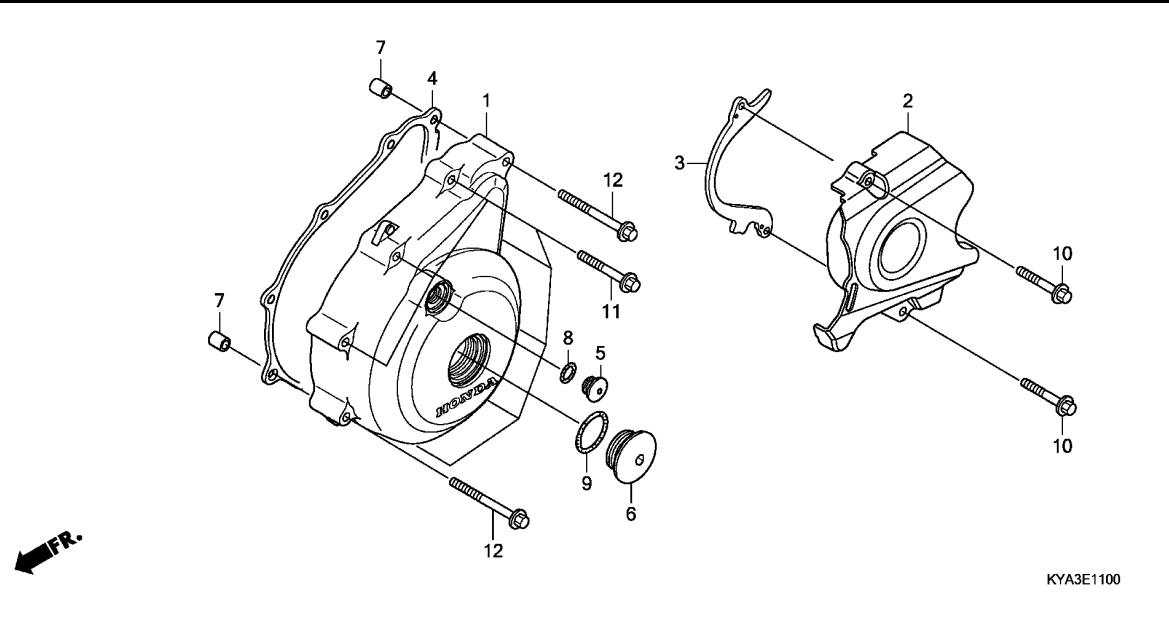
Ref. No.	L.O.N.	(Relative ref. Number) Description	F.R.T.
1	(8)	GEAR, STARTER DRIVEN .....	0.5
3	(2)	OUTER, STARTING CLUTCH .....	0.6
4	612125	GEAR, STARTER REDUCTION .....	0.3

Ref. No.	Part No.	Description	Reqd. QTY					Serial No.	Parts catalogue code
			1WH C	1WH D	GL150 3WH D	4WH D	5WH D		
1	28110-KTT-901	GEAR, STARTER DRIVEN(58T) ...	1	1	1	1	1		
2	28120-KYA-901	CLUTCH, ONE WAY .....	1	1	1	1	1		
3	28128-KVC-900	OUTER, STARTING CLUTCH .....	1	1	1	1	1		
4	28131-KTT-900	GEAR, STARTER REDUCTION (15/53T)	1	1	1	1	1		
5	28132-KN6-930	SHAFT, REDUCTION GEAR .....	1	1	1	1	1		
6	28133-KRM-850	COLLAR, STARTER REDUCTION ...	1	1	1	1	1		
7	90085-KTT-900	BOLT, SOCKET, 6MM .....	6	6	6	6	6		
8	91104-KTT-901	BEARING, NEEDLE, 22X29X16.8 -	1	1	1	1	1		

E-11

LEFT CRANKCASE COVER

D10

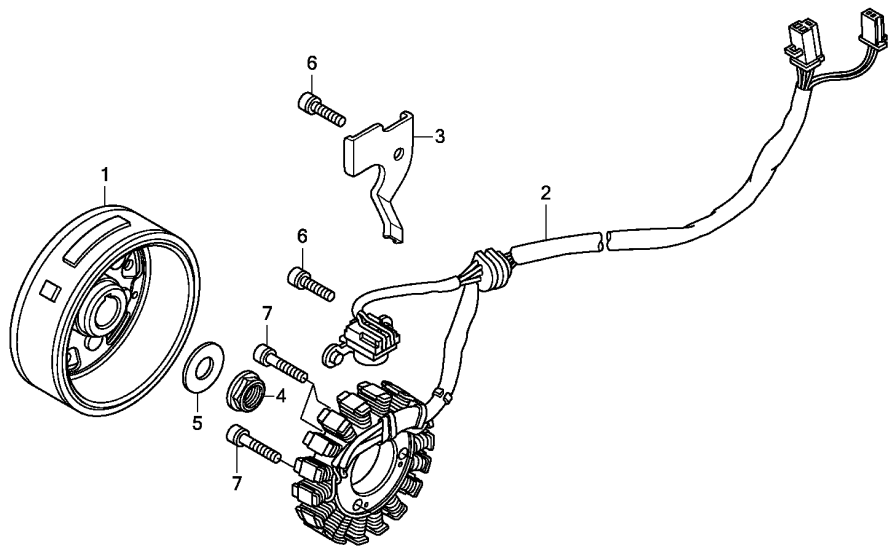


Ref. No.	L.O.N.	(Relative ref. Number) Description	F.R.T.
1	1101A6	COVER, CRANKCASE :LEFT .....	0.4
2	1101B0	COVER, CRANKCASE :LEFT REAR ..	0.1
4	1101A3	GASKET, CRANKCASE COVER :LEFT	0.3

Ref. No.	Part No.	Description	Reqd. QTY					Serial No.	Parts catalogue code
			1WH C	1WH D	3WH D	4WH D	5WH D		
1	11341-KVX-700	COVER, L. CRANKCASE .....	1	1	1	1	1		
2	11360-KVX-600	COVER COMP., L. RR. ....	1	1	1	1	1		
3	11365-KSP-910	GUIDE, DRIVE CHAIN .....	1	1	1	1	1		
4	11395-KWK-900	GASKET, L. COVER .....	1	1	1	1	1		
5	90084-KTT-900	CAP, 14MM .....	1	1	1	1	1		
6	90087-KRM-840	CAP, 32MM .....	1	1	1	1	1		
7	90702-KRM-840	DOWEL PIN, 8X14 .....	2	2	2	2	2		
8	91303-KRM-840	O-RING, 13.8X2.5 .....	1	1	1	1	1		
9	91305-KRM-840	O-RING, 31.7X2.4 .....	1	1	1	1	1		
10	96001-06030-00	BOLT, FLANGE, 6X30 .....	2	2	2	2	2		
11	96001-06035-00	BOLT, FLANGE, 6X35 .....	7	7	7	7	7		
12	96001-06045-00	BOLT, FLANGE, 6X45 .....	2	2	2	2	2		

2





Ref. No.	L.O.N.	(Relative ref. Number) Description	F.R.T.
1	613105	ROTOR OR FLYWHEEL .....	0.6
2	6131A3	STATOR .....	0.6

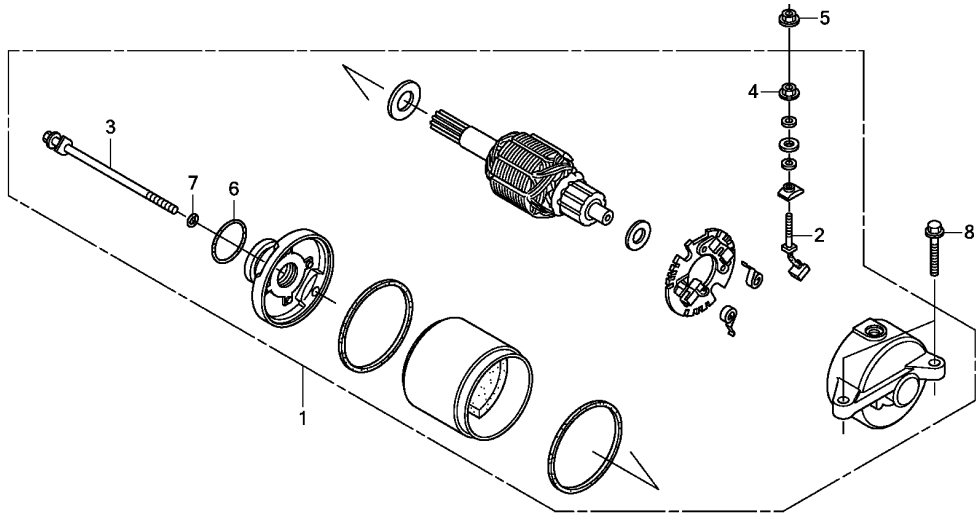
Ref. No.	Part No.	Description	Reqd. QTY					Serial No.	Parts catalogue code
			1WH C	1WH D	GL150 3WH D	4WH D	5WH D		
1	31110-KYA-701	FLYWHEEL COMP. ....	1	1	1	1	1		
2	31120-KYA-701	STATOR COMP. ....	1	1	1	1	1		
3	32111-KVX-600	CLAMPER, A.C. GENERATOR CORD	1	1	1	1	1		
4	90201-KRM-840	NUT, FLANGE, 14MM .....	1	1	1	1	1		
5	90501-KPT-A00	WASHER, 14.1X29X2.8 .....	1	1	1	1	1		
6	96600-06016-00	BOLT, SOCKET, 6X16 .....	3	3	3	3	3		
7	96600-06022-00	BOLT, SOCKET, 6X22 .....	3	3	3	3	3		

2

E-14

STARTER MOTOR

D12

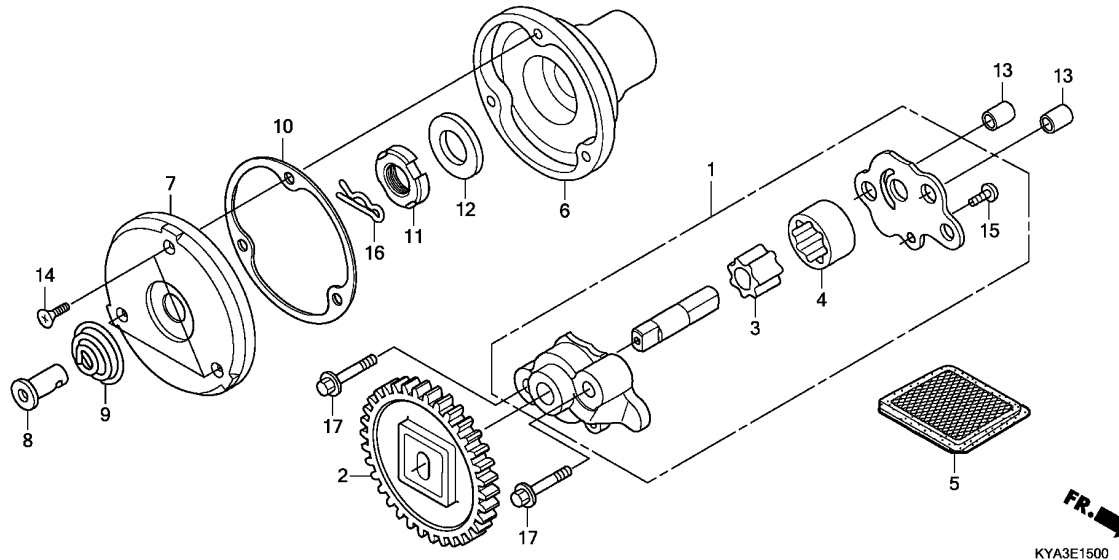


KYA3E1400

Ref. No.	L.O.N.	(Relative ref. Number) Description	F.R.T.
1		(6) MOTOR, STARTING .....	0.6
2	6121A4	TERMINAL, BRUSH(STARTER) .....	0.8

Ref. No.	Part No.	Description	Reqd. QTY					Serial No.	Parts catalogue code
			1WH C	1WH D	GL150 3WH D	4WH D	5WH D		
1	31200-KTT-900	MOTOR ASSY., STARTER .....	1	1	1	1	1		
2	31201-KPH-W00	BRUSH SET, TERMINAL .....	1	1	1	1	1		
3	31205-KPH-W00	BOLT SET .....	2	2	2	2	2		
4	90071-KEJ-900	NUT-WASHER, 6MM .....	1	1	1	1	1		
5	90071-MB0-000	NUT-WASHER, 6MM .....	1	1	1	1	1		
6	91309-KCW-870	O-RING .....	1	1	1	1	1		
7	91320-KPH-W00	O-RING .....	2	2	2	2	2		
8	95701-06022-00	BOLT, FLANGE, 6X22 .....	2	2	2	2	2		

2



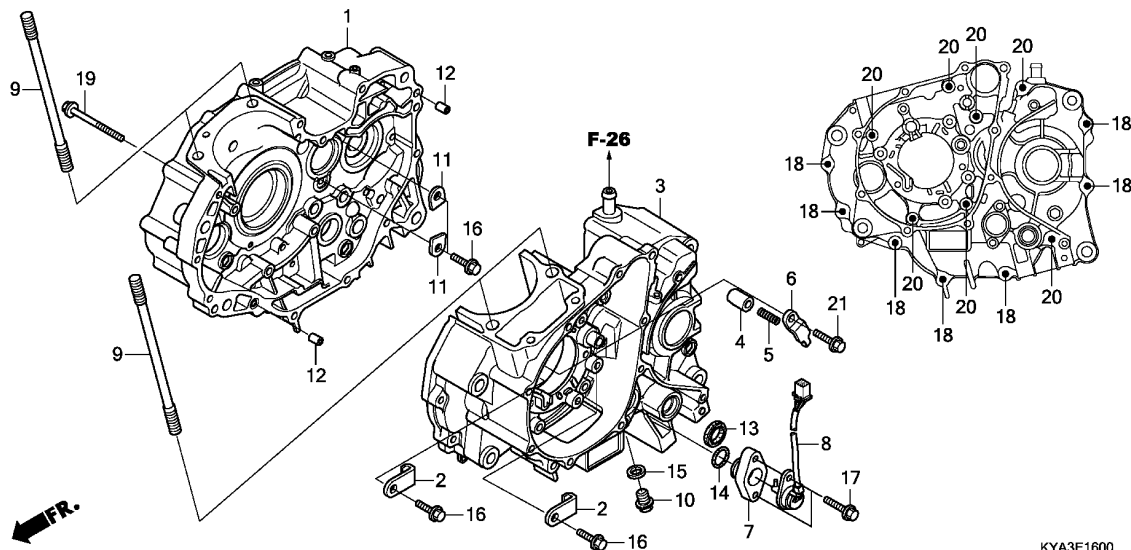
Ref. No.	L.O.N.	(Relative ref. Number) Description	F.R.T.
1	113105	PUMP ASSY., OIL .....	0.4
2	1131B8	GEAR, OIL PUMP DRIVE .....	0.3
3		(4)	
	1131C7	ROTOR, OIL PUMP .....	0.4
5	1131B5	SCREEN, OIL FILTER .....	0.3
6	1101L0	ROTOR, OIL FILTER .....	0.5
7		(10)	
	1101L1	CAP, OIL FILTER ROTOR .....	0.4

Ref. No.	Part No.	Description	Reqd. QTY					Serial No.	Parts catalogue code
			1WH C	1WH D	3WH D	4WH D	5WH D		
1	15100-KTT-900	PUMP ASSY., OIL .....	1	1	1	1	1		
2	15130-KTT-900	GEAR COMP., OIL PUMP(34T) ...	1	1	1	1	1		
3	15331-KTT-900	ROTOR, OIL PUMP INNER .....	1	1	1	1	1		
4	15332-KTT-900	ROTOR, OIL PUMP OUTER .....	1	1	1	1	1		
5	15421-KSP-910	SCREEN, OIL FILTER .....	1	1	1	1	1		
6	15430-KSP-910	ROTOR, OIL FILTER .....	1	1	1	1	1		
7	15436-KRM-840	CAP, OIL FILTER ROTOR .....	1	1	1	1	1		
8	15441-KCS-650	THROUGH, OIL .....	1	1	1	1	1		
9	15446-107-000	SPRING, OIL THROUGH .....	1	1	1	1	1		
10	15459-KWK-900	GASKET, OIL FILTER CAP .....	1	1	1	1	1		
11	90231-KRM-840	NUT, LOCK, 14MM .....	1	1	1	1	1		
12	90432-KPT-A00	WASHER, 14.2X26X3 .....	1	1	1	1	1		
13	90702-KRM-840	DOWEL PIN, 8X14 .....	2	2	2	2	2		
14	93700-05012-0A	SCREW, OVAL, 5X12 .....	3	3	3	3	3		
15	93901-34120	SCREW, TAPPING, 4X8 .....	1	1	1	1	1		
16	94251-08000	PIN, LOCK, 8MM .....	1	1	1	1	1		
17	95701-06035-00	BOLT, FLANGE, 6X35 .....	2	2	2	2	2		

E-16

CRANKCASE

D14

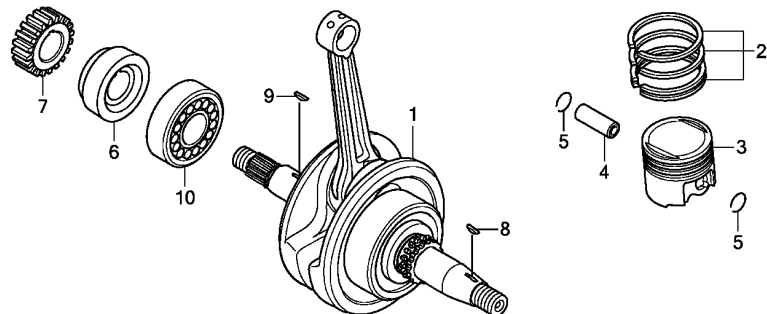


KYA3E1600

Ref. No.	L.O.N.	(Relative ref. Number) Description	F.R.T.
1	110120	CRANKCASE :RIGHT ..... .INCLUDES: Engine removal and installation	4.5
3	110115	CRANKCASE :LEFT ..... .INCLUDES: Engine removal and installation	4.2
	1101A2	CRANKCASE :BOTH ..... .INCLUDES: Engine removal and installation	5.1
8	615125	SWITCH, GEAR CHANGE .....	0.3
13	1101F9	OIL SEAL, GEARSHIFT SPINDLE ..	0.6

Ref. No.	Part No.	Description	Reqd. QTY					Serial No.	Parts catalogue code
			1WH C	1WH D	3WH D	4WH D	5WH D		
1	11100-KVX-600	CRANKCASE COMP., R. ....	1	1	1	1	1		
2	11108-KTT-900	PLATE, L. BEARING SETTING ...	3	3	3	3	3		
3	11200-KVX-600	CRANKCASE COMP., L. ....	1	1	1	1	1		
4	11215-KRM-840	PLUG, BEARING PUSH .....	1	1	1	1	1		
5	11216-KRM-840	SPRING, BEARING PUSH .....	1	1	1	1	1		
6	11217-KRM-840	PLATE, BEARING PUSH .....	1	1	1	1	1		
7	24312-KTT-900	SPACER, CHANGE SWITCH .....	1	1	1	1	1		
8	35759-KTT-890	SWITCH ASSY., CHANGE .....	1	1	1	1	1		
9	90031-KTT-900	BOLT, CYLINDER STUD, 8X140 ..	4	4	4	4	4		
10	90131-KRM-840	BOLT, DRAIN PLUG, 12MM .....	1	1	1	1	1		
11	90441-KRM-840	PLATE, BEARING HOLDER .....	2	2	2	2	2		
12	90702-KRM-840	DOWEL PIN, 8X14 .....	2	2	2	2	2		
13	91203-KSP-910	OIL SEAL, 14X22X5 .....	1	1	1	1	1		
14	91305-KPH-900	O-RING, 19.4X2.3 .....	1	1	1	1	1		
15	94109-12000	WASHER, DRAIN PLUG, 12MM .....	1	1	1	1	1		
16	95701-06016-00	BOLT, FLANGE, 6X16 .....	5	5	5	5	5		
17	95701-06025-00	BOLT, FLANGE, 6X25 .....	2	2	2	2	2		
18	95701-06040-00	BOLT, FLANGE, 6X40 .....	7	7	7	7	7		
19	95701-06045-00	BOLT, FLANGE, 6X45 .....	1	1	1	1	1		
20	95701-06070-00	BOLT, FLANGE, 6X70 .....	7	7	7	7	7		
21	96001-06018-00	BOLT, FLANGE, 6X18 .....	1	1	1	1	1		

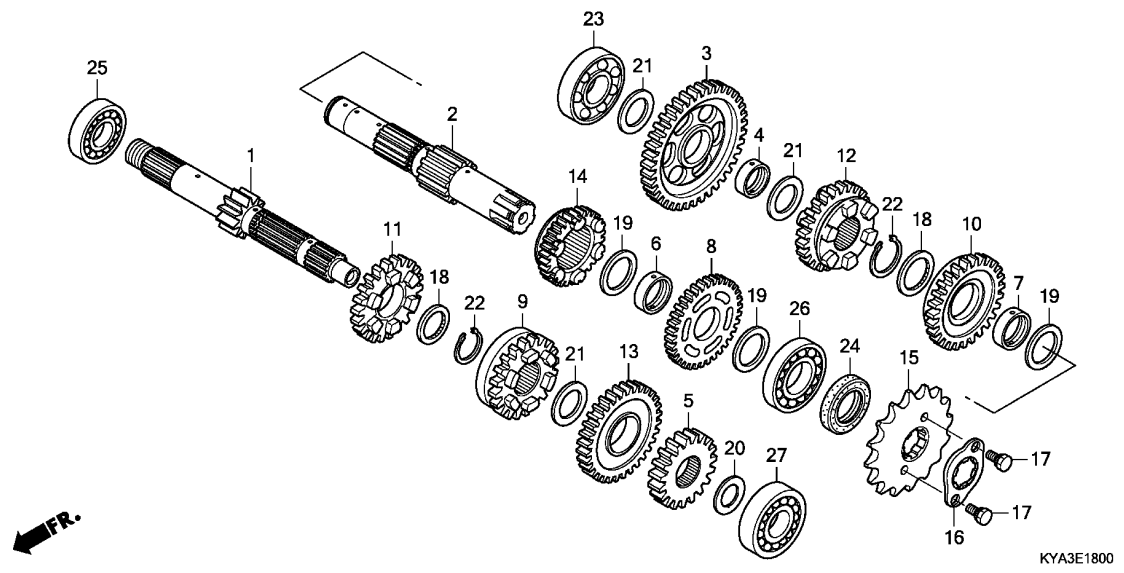
2



KYA3E1700

Ref. No.	L.O.N.	(Relative ref. Number) Description	F.R.T.
1	1101B5	CRANKSHAFT ..... .INCLUDES: Engine removal and installation (2,4,5)	3.7
3	111103	PISTON RING AND/OR PISTON(ONE)	1.8
10	1101B7	BEARING, CRANKSHAFT :RIGHT ... .INCLUDES: Engine removal and installation	3.7

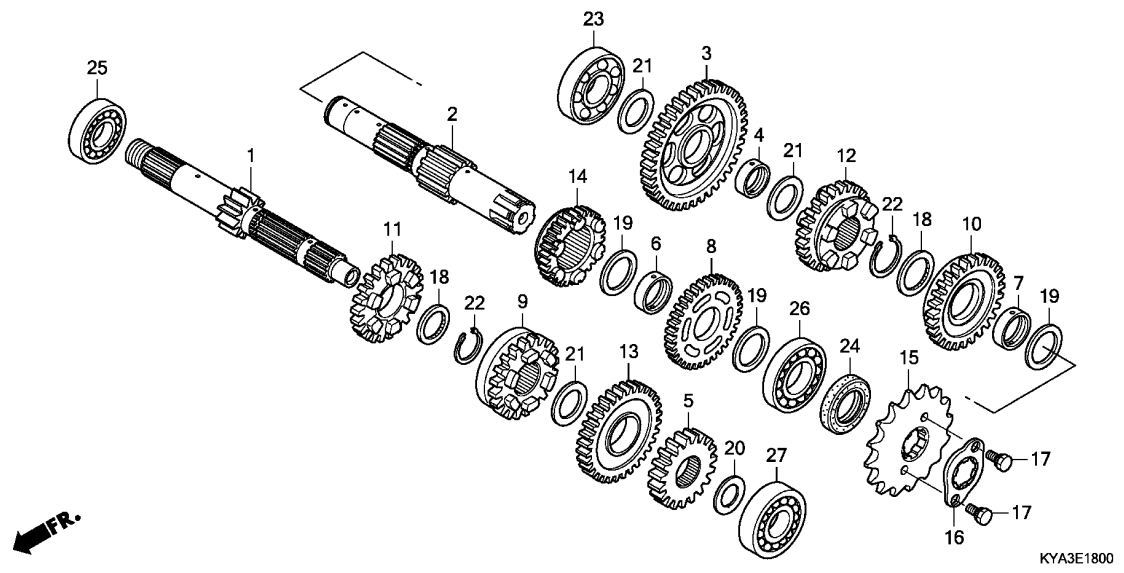
Ref. No.	Part No.	Description	Reqd. QTY					Serial No.	Parts catalogue code
			1WH C	1WH D	GL150 3WH D	4WH D	5WH D		
1	13000-KYA-600	CRANKSHAFT COMP. ....	1	1	1	1	1		
2	13011-KRM-305	RING SET, PISTON(STD.) (RIKEN)	1	1	1	1	1		
	13021-KRM-305	RING SET, PISTON(0.25) (RIKEN)	(1)	(1)	(1)	(1)	(1)		
	13031-KRM-305	RING SET, PISTON(0.50) (RIKEN)	(1)	(1)	(1)	(1)	(1)		
	13041-KRM-305	RING SET, PISTON(0.75) (RIKEN)	(1)	(1)	(1)	(1)	(1)		
	13051-KRM-305	RING SET, PISTON(1.00) (RIKEN)	(1)	(1)	(1)	(1)	(1)		
3	13101-KTT-900	PISTON(STD.) .....	1	1	1	1	1		
	13102-KTT-900	PISTON(0.25) .....	(1)	(1)	(1)	(1)	(1)		
	13103-KTT-900	PISTON(0.50) .....	(1)	(1)	(1)	(1)	(1)		
	13104-KTT-900	PISTON(0.75) .....	(1)	(1)	(1)	(1)	(1)		
	13105-KTT-900	PISTON(1.00) .....	(1)	(1)	(1)	(1)	(1)		
4	13111-KYA-600	PIN, PISTON .....	1	1	1	1	1		
5	13112-KRM-840	CLIP, PISTON PIN, 14MM .....	2	2	2	2	2		
6	13412-KTE-910	COLLAR, R. CRANKSHAFT .....	1	1	1	1	1		
7	23121-KTT-900	GEAR, PRIMARY DRIVE(20T) ....	1	1	1	1	1		
8	90741-KFB-000	KEY, WOODRUFF, 4MM .....	1	1	1	1	1		
9	90741-KGH-900	KEY, WOODRUFF, 4MM .....	1	1	1	1	1		
10	91001-KRM-842	BEARING, ROLLER, 30X58X17 (NTN)	1	1	1	1	1		
	91001-KSP-913	BEARING, ROLLER, 30X58X17 (FAG)	1	1	1	1	1		



Ref. No.	L.O.N.	(Relative ref. Number) Description	F.R.T.
1		(5,9,11,13)	
210141		MAINSHAFT, TRANSMISSION .....	3.7
		.INCLUDES: Engine removal and installation	
210141A		.Replace countershaft add ....	0.2
2		(3,8,10,12,14)	
210142		COUNTERSHAFT, TRANSMISSION ...	3.7
		.INCLUDES: Engine removal and installation	
210142A		.Replace mainshaft add .....	0.2
15		SPROCKET, DRIVE .....	0.2
23		BEARING, COUNTERSHAFT :RIGHT -	3.7
		.INCLUDES: Engine removal and installation	
25		BEARING, MAINSHAFT :RIGHT ....	3.7
		.INCLUDES: Engine removal and installation	
26		BEARING, COUNTERSHAFT :LEFT ..	3.7
		.INCLUDES: Engine removal and installation	
		2101C9 BEARING, COUNTERSHAFT :BOTH ..	3.9
		.INCLUDES: Engine removal and installation	
+27		2101C2 BEARING, MAINSHAFT :LEFT .....	3.7

Ref. No.	Part No.	Description	Reqd. QTY					Serial No.	Parts catalogue code
			1WH C	1WH D	3WH D	4WH D	5WH D		
1	23210-KVX-600	MAINSHAFT COMP., TRANSMISSION (13T)	1	1	1	1	1		
2	23220-KVX-600	COUNTERSHAFT COMP. ....	1	1	1	1	1		
3	23421-KVX-600	GEAR, COUNTERSHAFT LOW(40T) -	1	1	1	1	1		
4	23427-KRM-840	BUSH, 17X20.5X8.0 .....	1	1	1	1	1		
5	23431-KVX-600	GEAR, MAINSHAFT SECOND(19T) -	1	1	1	1	1		
6	23432-KTT-900	BUSH, 20MM .....	1	1	1	1	1		
7	23432-KVX-600	BUSH, 20MM .....	1	1	1	1	1		
8	23441-KVX-600	GEAR, COUNTERSHAFT SECOND(34T)	1	1	1	1	1		
9	23451-KVX-600	GEAR, MAINSHAFT THIRD(23T) --	1	1	1	1	1		
10	23461-KVX-600	GEAR, COUNTERSHAFT THIRD(30T)	1	1	1	1	1		
11	23471-KVX-600	GEAR, MAINSHAFT FOURTH(26T) -	1	1	1	1	1		
12	23481-KVX-600	GEAR, COUNTERSHAFT FOURTH(28T)	1	1	1	1	1		
13	23491-KVX-601	GEAR, MAINSHAFT FIFTH(28T) --	1	1	1	1	1		
14	23501-KVX-601	GEAR, COUNTERSHAFT FIFTH(26T)	1	1	1	1	1		
15	23801-KBP-900	SPROCKET, DRIVE(15T) .....	1	1	1	1	1		
16	23811-KR3-600	PLATE A2, FIXING .....	1	1	1	1	1		
17	90084-041-000	BOLT, DRIVE SPROCKET FIXING -	2	2	2	2	2		
18	90453-KVX-600	WASHER, SPLINE, 20MM .....	2	2	2	2	2		
19	90454-KTT-900	WASHER B, THRUST, 20MM .....	3	3	3	3	3		
20	90456-KTT-900	WASHER, THRUST, 12MM .....	1	1	1	1	1		
21	90458-KVS-900	WASHER, THRUST, 17MM .....	3	3	3	3	3		
22	90605-KVS-900	SET RING, 20MM .....	2	2	2	2	2		
23	91003-KTT-900	BEARING, RADIAL BALL, 17X42X12	1	1	1	1	1		
24	91216-KSP-910	OIL SEAL, 20X34X7 .....	1	1	1	1	1		





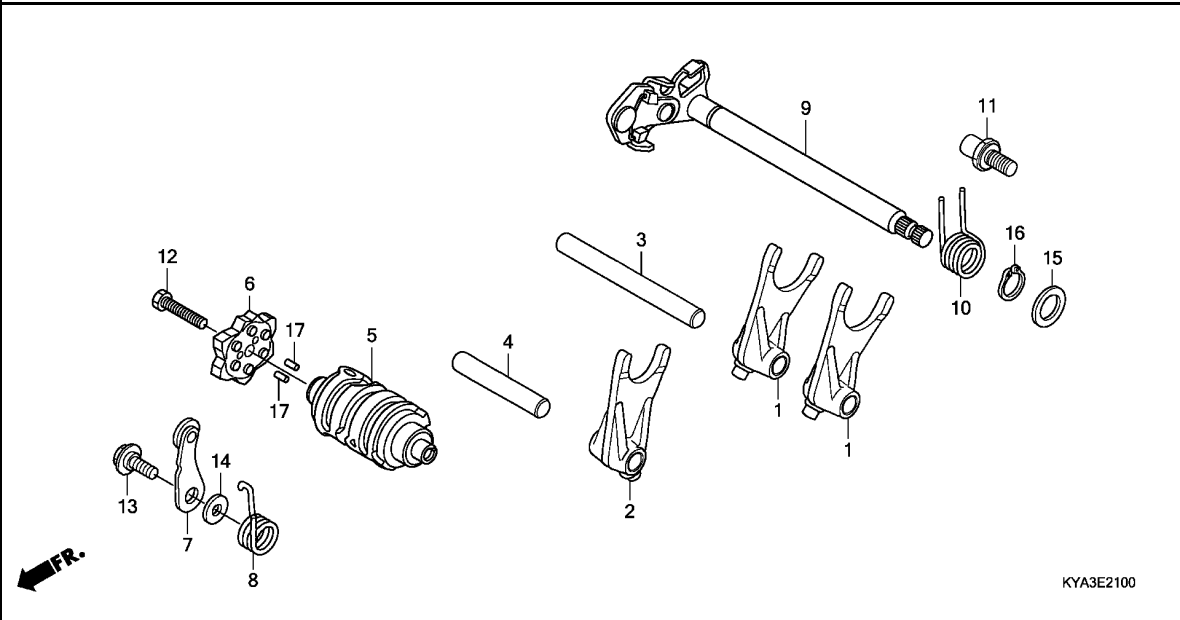
Ref. No.	L.O.N.	(Relative ref. Number) Description	F.R.T.
+27		.INCLUDES: Engine removal and installation	
2101C6		BEARING, MAINSHAFT :BOTH -----	3.9
2101D4		BEARING, MAINSHAFT AND COUNTERSHAFT :ALL -----	4.1
		.INCLUDES: Engine removal and installation	

KYA3E1800

Ref. No.	Part No.	Description	Reqd. QTY					Serial No.	Parts catalogue code
			1WH C	1WH D	3WH D	4WH D	5WH D		
25	96100-62033-00	BEARING, RADIAL BALL, 6203	--	1	1	1	1	1	
26	96100-62040-00	BEARING, RADIAL BALL, 6204	--	1	1	1	1	1	
27	96140-62010-00	BEARING, RADIAL BALL, 6201U	-	1	1	1	1	1	

2

FR.

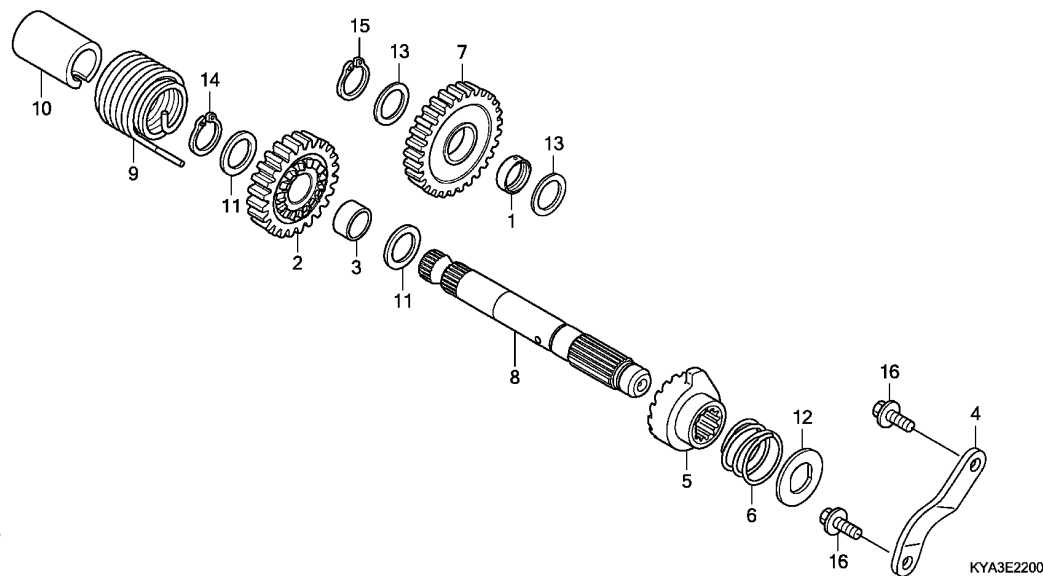


Ref. No.	L.O.N.	(Relative ref. Number) Description	F.R.T.
1	(2)	210112 FORK, GEARSHIFT .....	3.6
		.INCLUDES: Engine removal and installation .NOTE: Same time for two units or more	
5	2101A9	DRUM, GEARSHIFT .....	3.6
		.INCLUDES: Engine removal and installation	
6	2101D6	PLATE, GEARSHIFT DRUM STOPPER (8)	0.8
7	210125	STOPPER OR SPRING, SHIFT DRUM (8)	0.8
9	210122	SPINDLE, GEARSHIFT .....	0.7

Ref. No.	Part No.	Description	Reqd. QTY					Serial No.	Parts catalogue code
			1WH C	1WH D	3WH D	4WH D	5WH D		
1	24211-KTT-900	FORK, GEARSHIFT .....	2	2	2	2	2		
2	24212-KVX-600	FORK, CENTER GEARSHIFT .....	1	1	1	1	1		
3	24241-KRM-840	SHAFT A, GEARSHIFT FORK .....	1	1	1	1	1		
4	24242-KRM-840	SHAFT B, GEARSHIFT FORK .....	1	1	1	1	1		
5	24301-KVX-600	DRUM, GEARSHIFT .....	1	1	1	1	1		
6	24410-KTT-900	PLATE COMP., GEARSHIFT DRUM STOPPER	1	1	1	1	1		
7	24430-KRM-B10	STOPPER COMP., GEARSHIFT DRUM	1	1	1	1	1		
8	24436-KTT-900	SPRING, DRUM STOPPER .....	1	1	1	1	1		
9	24610-KRM-840	SPINDLE COMP., GEARSHIFT .....	1	1	1	1	1		
10	24651-KSP-910	SPRING, GEARSHIFT RETURN .....	1	1	1	1	1		
11	24652-KRM-840	PIN, SHIFT RETURN SPRING .....	1	1	1	1	1		
12	90003-KVS-900	BOLT, HEX., 6X20 .....	1	1	1	1	1		
13	90022-KRM-840	PIVOT, SHIFT DRUM STOPPER ARM	1	1	1	1	1		
14	90417-KRM-840	WASHER, DRUM STOPPER .....	1	1	1	1	1		
15	90457-KRM-840	WASHER, 14MM .....	1	1	1	1	1		
16	94510-14000	CIRCLIP, EXTERNAL, 14MM .....	1	1	1	1	1		
17	96220-30085	ROLLER, 3X8.5 .....	2	2	2	2	2		

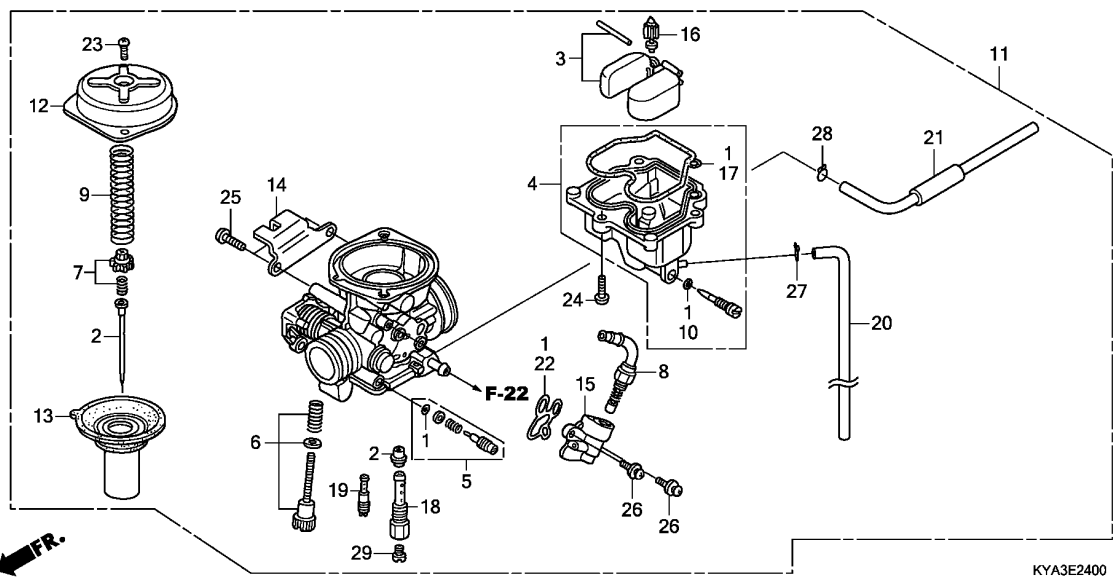






Ref. No.	L.O.N.	(Relative ref. Number) Description	F.R.T.
7	1121B2	GEAR, KICK STARTER FIRST IDLE (2,5)	0.7
8	1121A2	SPINDLE, KICK STARTER .....	0.4
9	112103	SPRING, KICK STARTER RETURN ..	0.4

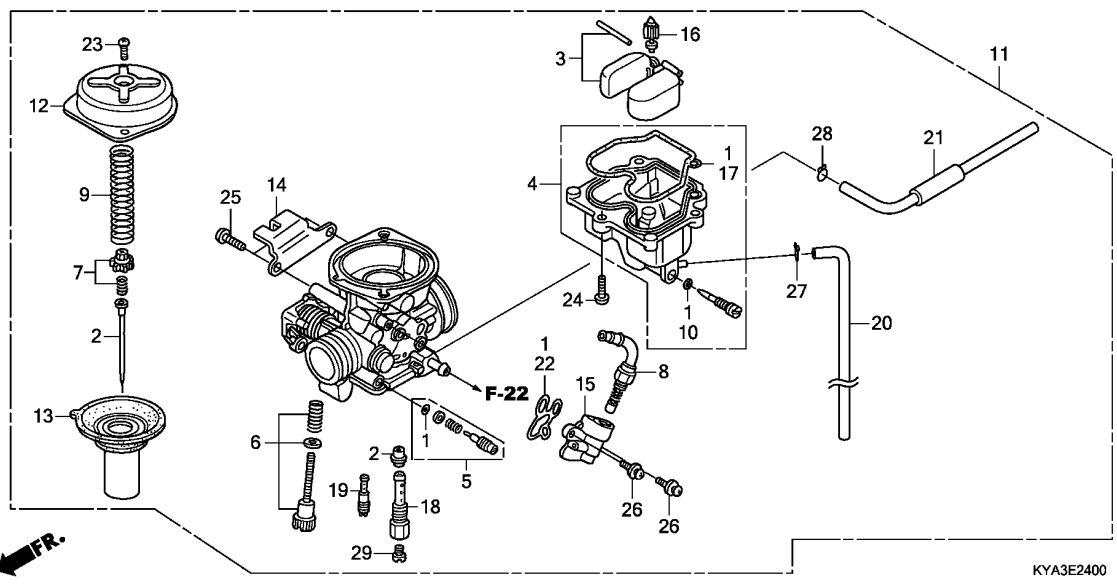
Ref. No.	Part No.	Description	Reqd. QTY					Serial No.	Parts catalogue code
			1WH C	1WH D	3WH D	4WH D	5WH D		
1	23427-KRM-840	BUSH, 17X20.5X8.0 .....	1	1	1	1	1		
2	28211-KVS-600	PINION, KICK STARTER(24T) ...	1	1	1	1	1		
3	28212-KVS-600	COLLAR, 18.5MM .....	1	1	1	1	1		
4	28215-KWK-900	PLATE, KICK STOPPER .....	1	1	1	1	1		
5	28221-KRM-840	RATCHET, STARTER .....	1	1	1	1	1		
6	28223-KRM-840	SPRING, RATCHET .....	1	1	1	1	1		
7	28231-KWK-900	GEAR, KICK STARTER IDLE(29T)	1	1	1	1	1		
8	28251-KWG-600	SPINDLE, KICK STARTER .....	1	1	1	1	1		
9	28261-KRM-840	SPRING, KICK RETURN .....	1	1	1	1	1		
10	28282-KRM-840	COLLAR, KICK SPRING .....	1	1	1	1	1		
11	90451-KRM-840	WASHER, THRUST, 16MM .....	2	2	2	2	2		
12	90455-KRM-840	WASHER, SPECIAL, 14MM .....	1	1	1	1	1		
13	90458-KVS-900	WASHER, THRUST, 17MM .....	2	2	2	2	2		
14	90602-KPT-900	CIRCLIP, EXTERNAL, 16MM .....	1	1	1	1	1		
15	90602-KRM-840	CIRCLIP, EXTERNAL, 17MM .....	1	1	1	1	1		
16	95701-06016-00	BOLT, FLANGE, 6X16 .....	2	2	2	2	2		



Ref. No.	L.O.N.	(Relative ref. Number) Description	F.R.T.
2	3111A3	NEEDLE, JET .....	0.7
3		(16)	
	311120	FLOAT OR FLOAT VALVE .....	0.6
4		(17)	
	3111A6	CHAMBER, FLOAT .....	0.5
8	311125	VALVE, STARTER .....	0.4
11	3111B5	CARBURETOR ASSEMBLY .....	0.6
13	311109	PISTON, VACUUM .....	0.4
29		(18,19)	
	3111D4	JET, MAIN .....	0.6

Ref. No.	Part No.	Description	Reqd. QTY					Serial No.	Parts catalogue code
			1WH C	1WH D	3WH D	4WH D	5WH D		
1	16010-KSP-911	GASKET SET .....	1	1	1	1	1		
2	16012-KYA-B02	NEEDLE SET, JET .....	1	1	1	-	-		
	16012-KYA-B72	.....	-	-	-	1	1		
3	16013-KRC-921	FLOAT SET .....	1	1	1	1	1		
4	16015-KVX-601	CHAMBER SET, FLOAT .....	1	1	1	1	1		
5	16016-KYA-B01	SCREW SET A .....	1	1	1	1	1		
6	16028-KPP-901	SCREW SET B .....	1	1	1	1	1		
7	16037-KPP-861	PLATE SET, VALVE .....	1	1	1	1	1		
8	16046-KVC-901	VALVE SET, STARTER .....	1	1	1	1	1		
9	16050-KYA-B01	SPRING, COMPRESSION COIL .....	1	1	1	-	-		
	16050-KVX-701	.....	-	-	-	1	1		
10	16075-KRP-981	O-RING .....	1	1	1	1	1		
11	16100-KYA-B01	CARBURETOR ASSY.(AVK3BW A) ..	1	1	1	-	-		
	16100-KYA-B72	CARBURETOR ASSY.(AVK3CE A) ..	-	-	-	1	1		
12	16107-KGF-911	TOP .....	1	1	1	1	1		
13	16111-KYA-B01	PISTON COMP., VACUUM .....	1	1	1	1	1		
14	16119-KVX-601	STAY, WIRE .....	1	1	1	1	1		
15	16140-KVC-901	BODY COMP., BYSTARTER .....	1	1	1	1	1		
16	16155-KFR-701	VALVE COMP., FLOAT .....	1	1	1	1	1		
17	16163-KRP-981	GASKET, FLOAT CHAMBER .....	1	1	1	1	1		
18	16165-KYA-B01	HOLDER, NEEDLE JET .....	1	1	1	-	-		
	16165-KVX-601	.....	-	-	-	1	1		
19	16180-KGF-911	JET, SLOW, #38 .....	1	1	1	1	1		
20	16196-KYA-B01	TUBE .....	1	1	1	1	1		
21	16197-KYA-B01	TUBE COMP., AIR VENT .....	1	1	1	1	1		





KYA3E2400

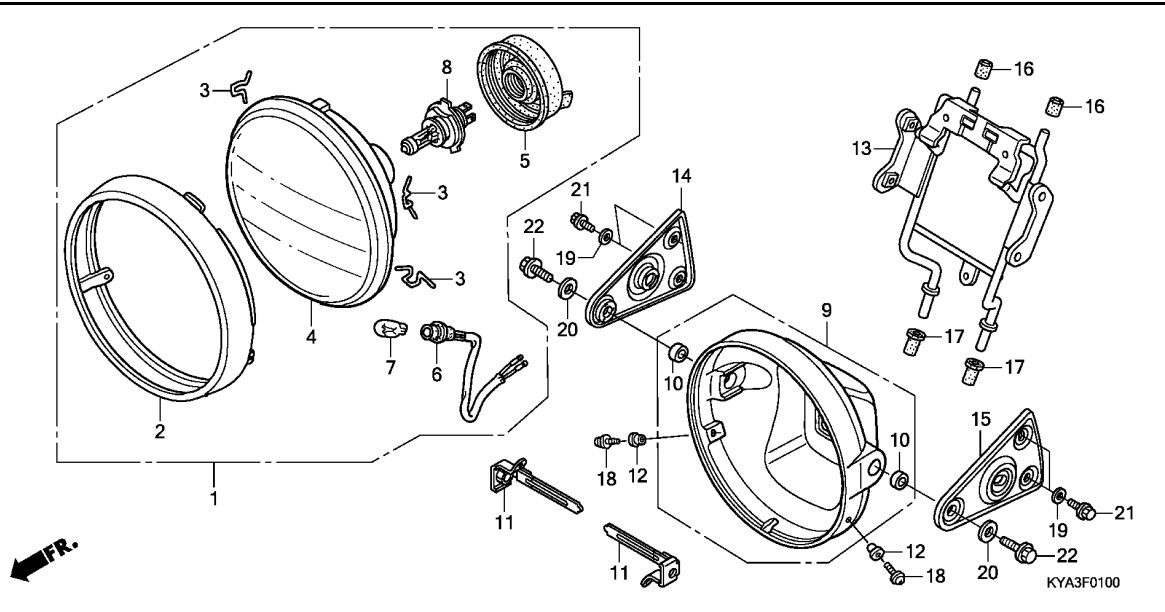
Ref. No.	Part No.	Description	Reqd. QTY					Serial No.	Parts catalogue code
			1WH C	1WH D	3WH D	4WH D	5WH D		
22	16423-KGH-901	GASKET, BYSTARTER	1	1	1	1	1		
23	93500-04008-1H	SCREW, PAN, 4X8	2	2	2	2	2		
24	93500-04012-0H	SCREW, PAN, 4X12	3	3	3	3	3		
25	93500-05012-1H	SCREW, PAN, 5X12	2	2	2	2	2		
26	93892-05012-18	SCREW-WASHER, 5X12	2	2	2	2	2		
27	95002-02089	CLIP, TUBE(B8)	1	1	1	1	1		
28	95002-02100	CLIP, TUBE(B10)	1	1	1	1	1		
29	99101-MFE-1200	JET, MAIN, #120	1	1	1	-	-		
	99101-KTN-1180	JET, MAIN, #118	-	-	-	1	1		

2

F-1

# HEADLIGHT

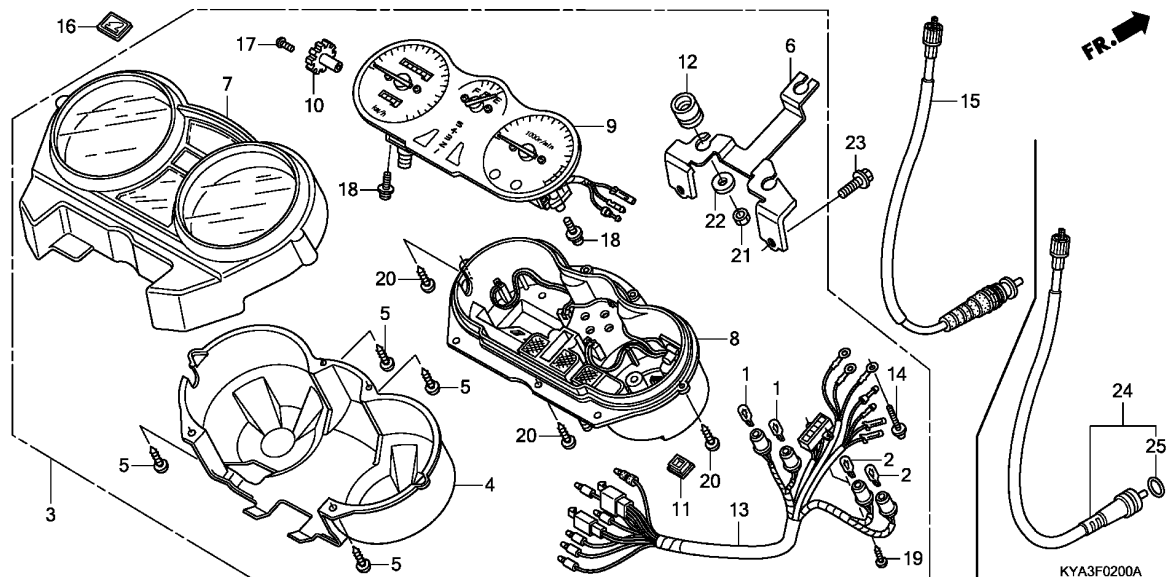
F 1



Ref. No.	L.O.N.	(Relative ref. Number) Description	F.R.T.
1	616115	HEADLIGHT ASSEMBLY .....	0.1
4		(2)	
4	6161A7	HEADLIGHT UNIT .....	0.2
6	616180	SOCKET, POSITION LIGHT .....	0.2
7	616182	BULB, POSITION LIGHT .....	0.1
8		(5)	
8	616118	BULB, HEADLIGHT .....	0.1
9	616103	CASE, HEADLIGHT .....	0.3
13	6161G7	STAY, HEADLIGHT .....	0.6
14	6161L6	PLATE, HEADLIGHT :RIGHT .....	0.3
15	6161L5	PLATE, HEADLIGHT :LEFT .....	0.3
	6161L7	PLATE, HEADLIGHT :BOTH .....	0.4

Ref. No.	Part No.	Description	Reqd. QTY					Serial No.	Parts catalogue code
			1WH C	1WH D	3WH D	4WH D	5WH D		
1	33100-KYA-B00	HEADLIGHT ASSY.(12V 35/35W) -	1	1	1	1	1		
2	33101-KVX-601	RIM COMP., HEADLIGHT .....	1	1	1	1	1		
3	33108-KTJ-850	SPRING, UNIT HOLDER .....	3	3	3	3	3		
4	33120-KVX-601	HEADLIGHT UNIT .....	1	1	1	1	1		
5	33122-KVX-601	COVER, SOCKET .....	1	1	1	1	1		
6	33150-KYA-B00	SOCKET COMP., POSITION LIGHT	1	1	1	1	1		
7	33301-KVJ-911	BULB, POSITION LIGHT(12V 5W)	1	1	1	1	1		
8	34901-KVJ-911	BULB, HEADLIGHT(HS1) (12V 35/35W)	1	1	1	1	1		
9	61300-KVX-600	CASE, HEADLIGHT .....	1	1	1	1	1		
10	61302-KBW-900	COLLAR, HEADLIGHT CASE .....	2	2	2	2	2		
11	61303-198-D00	NUT, R. HEADLIGHT CASE .....	2	2	2	2	2		
12	61304-379-690	COLLAR, HEADLIGHT SETTING ...	2	2	2	2	2		
13	61311-KYA-B00	STAY, HEADLIGHT .....	1	1	-	-	1		
	61311-KYA-B40	.....	-	-	1	1	-		
14	61313-KYA-B00	BRACKET, R. HEADLIGHT CASE ..	1	1	1	1	1		
15	61314-KYA-B00	BRACKET, L. HEADLIGHT CASE ..	1	1	1	1	1		
16	61315-KVX-600	BOOT, HEADLIGHT STAY UPPER ..	2	2	2	2	2		
17	61312-KPN-C00	GROMMET, HEADLIGHT CASE .....	2	2	2	2	2		
18	93892-05016-07	SCREW-WASHER, 5X16 .....	2	2	2	2	2		
19	94101-06700	WASHER, PLAIN, 6MM .....	4	4	4	4	4		
20	94102-08700	WASHER, PLAIN, 8MM .....	2	2	2	2	2		
21	95701-06012-07	BOLT, FLANGE, 6X12 .....	4	4	4	4	4		
22	95701-08025-07	BOLT, FLANGE, 8X25 .....	2	2	2	2	2		

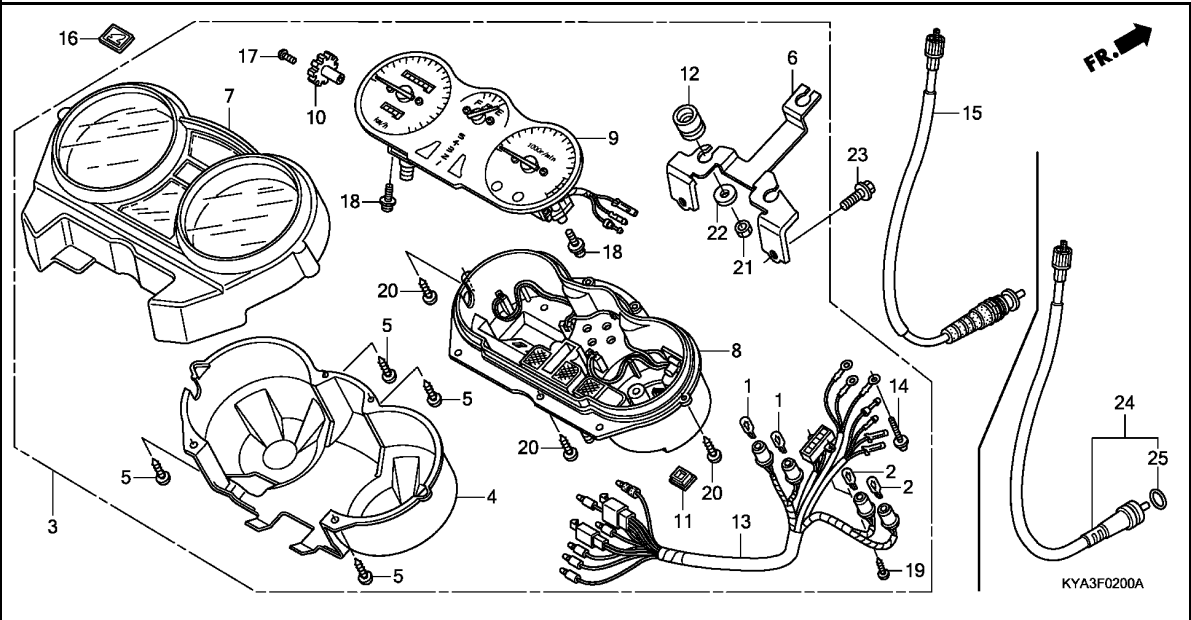
3



Ref. No.	L.O.N.	(Relative ref. Number) Description	F.R.T.
3	8121A1	METER ASSY., COMBINATION .....	0.4
4	8121B5	CASE, METER :LOWER .....	0.4
6	8121A4	BRACKET, METER .....	0.4
7	8121B4	CASE, METER :UPPER .....	0.4
8	8121B6	CASE, METER :INNER .....	0.6
9	8121A2	METER, COMBINATION .....	0.7
13	6161M1	SOCKET, METER BULB .....	0.5
15		(24)	
	811160	CABLE, SPEEDOMETER .....	0.2

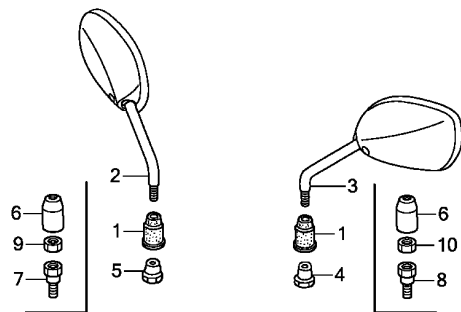
3

Ref. No.	Part No.	Description	Reqd. QTY					Serial No.	Parts catalogue code
			GL150						
			1WH	1WH	3WH	4WH	5WH		
			C	D	D	D	D		
1	34908-GW3-980	BULB, WEDGE BASE(12V 3W) .....	2	2	2	2	2		
2	34909-GW3-980	BULB, WEDGE BASE(T10) (12V 3.4W)	2	2	2	2	2		
3	37100-KYA-B01	METER ASSY., COMBINATION(KPH)	1	1	1	1	1		
4	37110-KPN-J10	CASE, LOWER .....	1	1	1	1	1		
5	37111-KVX-600	SCREW, TAPPING, 4.2X14 .....	4	4	4	4	4		
6	37130-KVX-600	BRACKET COMP., METER .....	1	1	1	1	1		
7	37140-KYA-B01	CASE COMP., UPPER .....	1	1	1	1	1		
8	37150-KVX-601	CASE COMP., INNER .....	1	1	1	1	1		
9	37200-KVX-601	METER COMP. ....	1	1	1	1	1		
10	37213-KPN-J01	KNOB .....	1	1	1	1	1		
11	37214-KPN-J01	PLUG .....	1	1	1	1	1		
12	37215-KPN-J00	RUBBER, METER SETTING .....	3	3	3	3	3		
13	37224-KYA-B01	SOCKET COMP. ....	1	1	1	1	1		
14	37305-GW3-780	SCREW-WASHER, 3X22 .....	3	3	3	3	3		
15	44830-KPN-A10	CABLE ASSY., SPEEDOMETER ....	1	1	-	-	1		
16	86150-KTJ-C60	EMBLEM, PRODUCT(SHINKO) .....	1	1	1	1	1		
	86150-KPG-901	EMBLEM, PRODUCT(MARUI) .....	-	1	-	-	-	----- MX	
	86150-KPG-902	EMBLEM, PRODUCT(UEHARA) .....	-	1	-	-	-	----- MX	
17	90158-KCJ-710	SCREW, PAN, 2X6 .....	1	1	1	1	1		
18	93891-04012-00	SCREW-WASHER, 4X12 .....	4	4	4	4	4		
19	93901-22080	SCREW, TAPPING, 3X6 .....	2	2	2	2	2		
20	93901-22320	SCREW, TAPPING, 3X12 .....	3	3	3	3	3		
21	94001-06080-0S	NUT, HEX., 6MM .....	3	3	3	3	3		
22	94102-08800	WASHER, PLAIN, 8MM .....	3	3	3	3	3		



Ref. No.	Part No.	Description	Reqd. QTY					Serial No.	Parts catalogue code
			1WH	1WH	3WH	4WH	5WH		
			GL150						
			C	D	D	D	D		
23	95701-08012-07	BOLT, FLANGE, 8X12 .....	2	2	2	2	2		
24	44830-KPN-A00	CABLE ASSY., SPEEDOMETER .....	-	-	1	1	-		
25	91256-KK3-840	O-RING, 10X1.5 .....	-	-	1	1	-		





FR.

KYA3F0300A

Ref. No. L.O.N. (Relative ref. Number) Description F.R.T.

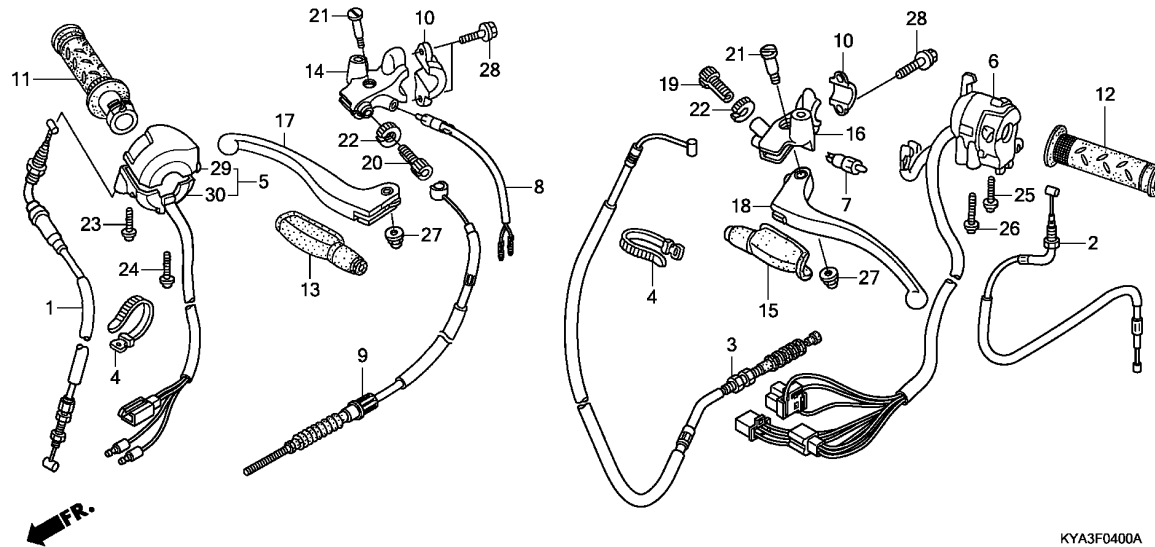
NO INFORMATION .....

Ref. No.	Part No.	Description	Reqd. QTY					Serial No.	Parts catalogue code
			1WH C	1WH D	GL150 3WH D	4WH D	5WH D		
1	88113-GN5-900	CAP, LOCK NUT .....	2	-	-	-	-		
2	88210-KYA-600	MIRROR COMP., R. ....	1	-	-	-	-		
	88210-KYA-601	.....	-	1	1	1	1		
3	88220-KYA-600	MIRROR COMP., L. ....	1	-	-	-	-		
	88220-KYA-601	.....	-	1	1	1	1		
4	90314-KET-900	NUT, LOCK .....	1	-	-	-	-		
5	90314-KRS-830	NUT, LOCK, 10MM (LEFT HAND THREAD)	1	-	-	-	-		
6	88119-KWW-640	CAP, LOCK NUT .....	-	2	2	2	2		
7	90101-KVC-A40	BOLT, R. ADAPTER, 10MM .....	-	1	1	1	1		
8	90102-KVC-A40	BOLT, L. ADAPTER, 10MM .....	-	1	1	1	1		
9	90301-KVC-A40	NUT, HEX., 10MM .....	-	1	1	1	1		
10	90302-KVC-A40	NUT, HEX., 10MM (LEFT HAND THREAD)	-	1	1	1	1		

**F-4**

**HANDLE LEVER/SWITCH/CABLE**

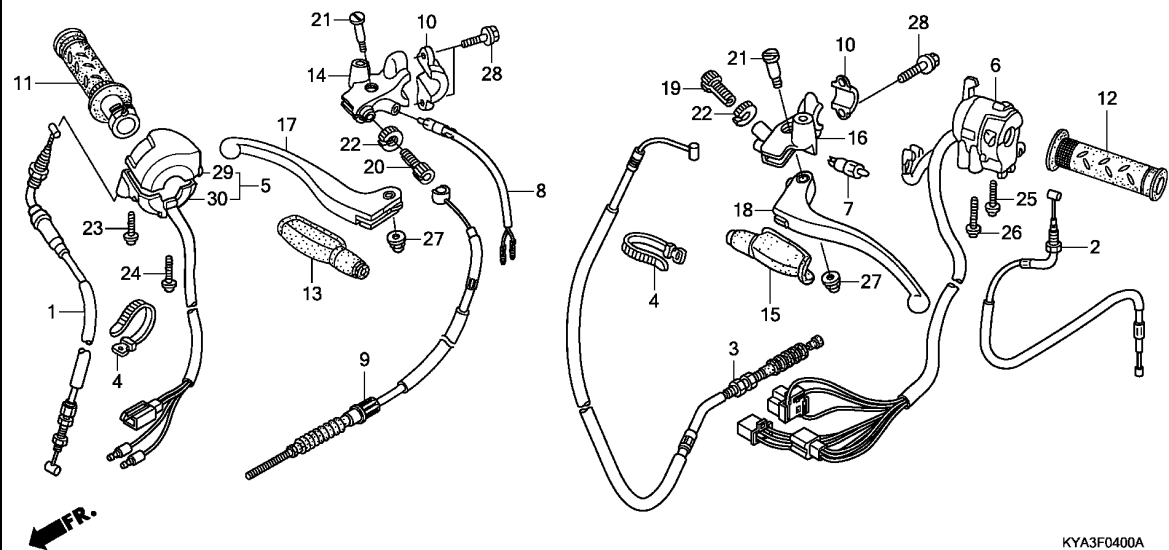
**F 5**



Ref. No.	L.O.N.	(Relative ref. Number) Description	F.R.T.
1	811100	CABLE, THROTTLE .....	0.4
2	811120	CABLE, CHOKE .....	0.5
3	811115	CABLE, CLUTCH .....	0.2
5		(30)	
	615120	SWITCH, STARTER KILL .....	0.6
6	615118	SWITCH, WINKER .....	0.6
7	6151A9	SWITCH, CLUTCH .....	0.2
8	6151B2	SWITCH, FRONT STOP .....	0.2
9	811125	CABLE, FRONT BRAKE .....	0.2
11	810150	GRIP, THROTTLE .....	0.2
12	8101C0	GRIP, HANDLE :LEFT .....	0.1
14	8101C9	BRACKET, HANDLE LEVER :RIGHT ..	0.2
16	8101C8	BRACKET, HANDLE LEVER :LEFT ..	0.3
	8101D0	BRACKET, HANDLE LEVER :BOTH ..	0.5
17	8101C7	LEVER, HANDLE :RIGHT .....	0.1
18	8101C6	LEVER, HANDLE :LEFT .....	0.1
	8101F5	LEVER, HANDLE :BOTH .....	0.2

Ref. No.	Part No.	Description	Reqd. QTY					Serial No.	Parts catalogue code
			1WH C	1WH D	3WH D	4WH D	5WH D		
1	17910-KYA-700	CABLE COMP., THROTTLE .....	1	1	1	1	1		
2	17950-KYA-600	CABLE COMP., CHOKE .....	1	1	1	1	1		
3	22870-KPN-A00	CABLE COMP., CLUTCH .....	1	1	1	1	1		
4	32161-404-000	BAND B1, WIRE .....	2	2	2	2	2		
5	35152-KYA-B01	SWITCH COMP., LIGHTING & STARTER	1	1	-	-	-		
6	35201-KYA-B00	SWITCH COMP., WINKER .....	1	1	1	1	1		
7	35330-KEW-900	SWITCH COMP., FR. LEVER .....	1	1	1	1	1		
8	35340-KYA-B01	SWITCH ASSY., FR. STOP .....	1	1	-	-	1		
9	45450-KYA-600	CABLE COMP., FR. BRAKE .....	1	1	-	-	1		
10	45517-KCS-W60	HOLDER, MASTER CYLINDER .....	2	2	1	1	2		
11	53140-KTT-900	GRIP COMP., THROTTLE .....	1	1	1	1	1		
12	53166-KTT-900	GRIP, L. HANDLE .....	1	1	1	1	1		
13	53171-402-700	COVER, R. HANDLE LEVER .....	1	1	-	-	1		
14	53171-KCS-W60	BRACKET, R. HANDLE LEVER .....	1	1	-	-	1		
15	53172-402-700	COVER, L. HANDLE LEVER .....	1	1	1	1	1		
16	53172-KCS-W60	BRACKET, L. HANDLE LEVER .....	1	1	1	1	1		
17	53175-KFJ-900	LEVER COMP., R. HANDLE .....	1	1	-	-	1		
18	53178-KYA-640	LEVER COMP., L. HANDLE .....	1	1	1	1	1		
19	53192-KTJ-900	BOLT, WIRE ADJUSTING .....	1	1	1	1	1		
20	53193-KTJ-900	BOLT, CABLE ADJUST .....	1	1	-	-	1		
21	90113-KEJ-900	BOLT, L. HANDLE LEVER PIVOT ..	2	2	1	1	2		
22	90321-KTJ-900	NUT, FIXING .....	2	2	1	1	2		
23	93500-05020-0G	SCREW, PAN, 5X20 .....	1	1	1	1	1		
24	93500-05028-0G	SCREW, PAN, 5X28 .....	1	1	1	1	1		

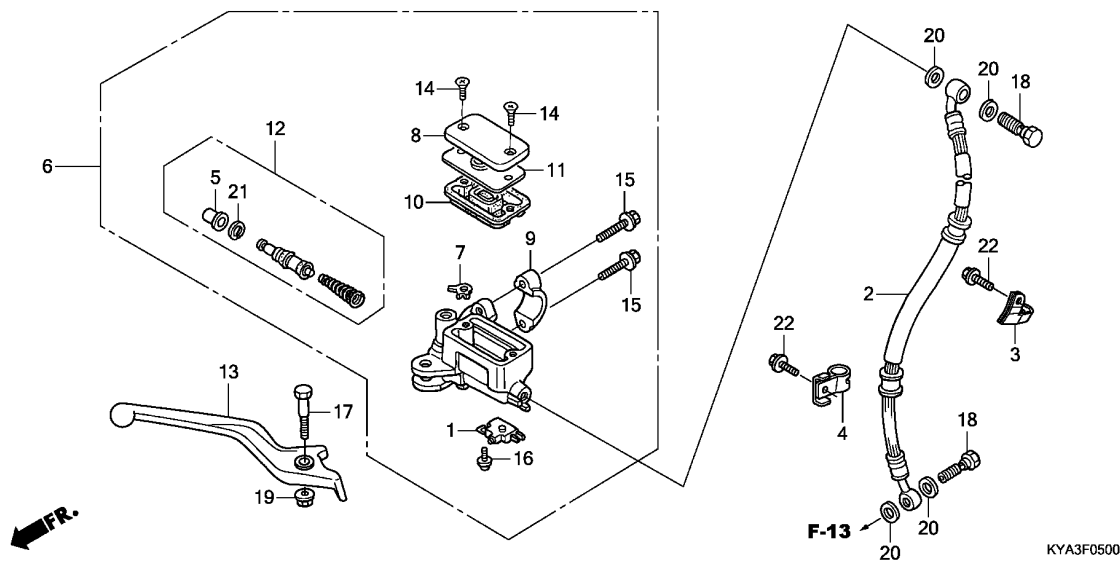




Ref. No.	Part No.	Description	Reqd. QTY					Serial No.	Parts catalogue code
			1WH C	1WH D	GL150 3WH D	4WH D	5WH D		
25	93500-05035-0G	SCREW, PAN, 5X35 .....	1	1	1	1	1		
26	93500-05045-0G	SCREW, PAN, 5X45 .....	1	1	1	1	1		
27	94050-06000	NUT, FLANGE, 6MM .....	2	2	1	1	2		
28	96001-06022-07	BOLT, FLANGE, 6X22 .....	4	4	2	2	4		
29	35152-KVC-670	CASE, R. UPPER .....	-	-	1	1	1		
30	35152-KYA-B40	SWITCH COMP., STARTER .....	-	-	1	1	-		
	35152-KYA-B60	.....	-	-	-	-	1		

**F-5**

**FRONT BRAKE MASTER CYLINDER**



Ref. No.	L.O.N.	(Relative ref. Number) Description	F.R.T.
1	6151B2	SWITCH, FRONT STOP .....	0.1
2	7121A0	HOSE, FRONT BRAKE .....	0.4
		.INCLUDES: Bleed brakes	
6	712105	CYLINDER, FRONT BRAKE MASTER .....	0.4
		.INCLUDES: Bleed brakes	
10	7121G6	DIAPHRAGM, FRONT BRAKE MASTER .....	0.1
12	7121G9	PISTON SET, FRONT BRAKE MASTER .....	0.4
		.INCLUDES: Bleed brakes	
13	8101C7	LEVER, HANDLE :RIGHT .....	0.1
	8101F5	LEVER, HANDLE :BOTH .....	0.2

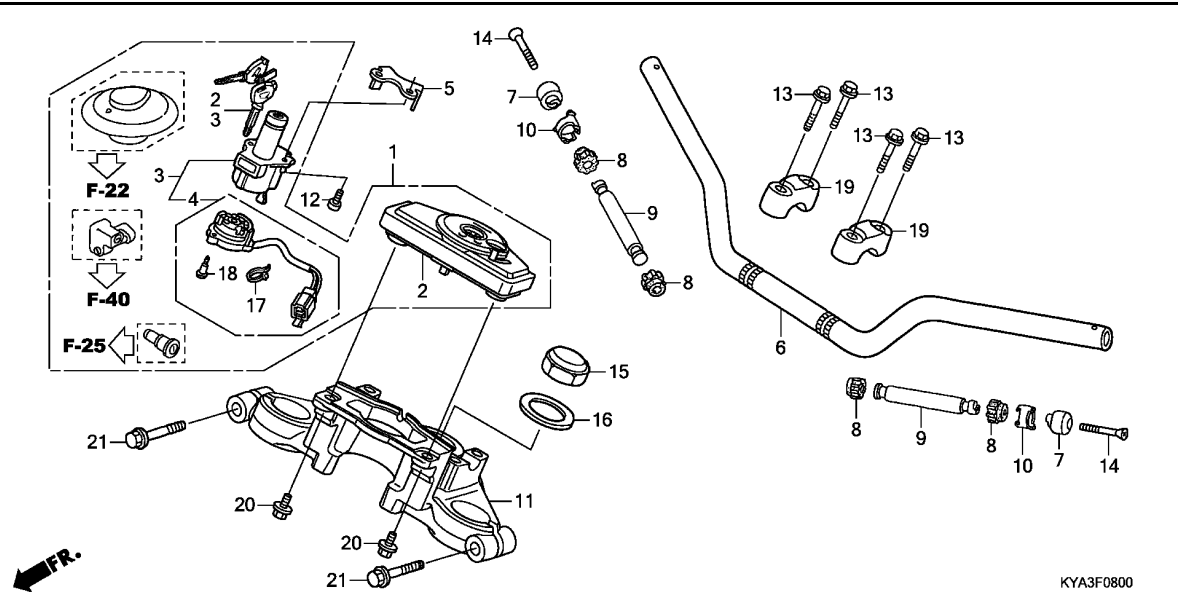
Ref. No.	Part No.	Description	Reqd. QTY					Serial No.	Parts catalogue code
			1WH C	1WH D	GL150 3WH D	4WH D	5WH D		
1	35340-KRF-C91	SWITCH ASSY., FR. STOP .....	-	-	1	1	-		
2	45126-KYA-B40	HOSE COMP., FR. BRAKE .....	-	-	1	1	-		
3	45155-KPN-A00	CLAMPER A, FR. BRAKE HOSE ...	-	-	1	1	-		
4	45156-KVX-620	CLAMPER B, FR. BRAKE HOSE ...	-	-	1	1	-		
5	45504-KSY-901	BOOT COMP. ....	-	-	1	1	-		
6	45510-KRF-C91	CYLINDER SUB ASSY., FR. BRAKE MASTER .....	-	-	1	1	-		
7	45512-KSY-901	PROTECTOR .....	-	-	1	1	-		
8	45513-KSY-901	CAP, MASTER CYLINDER .....	-	-	1	1	-		
9	45517-KSY-901	HOLDER, MASTER CYLINDER .....	-	-	1	1	-		
10	45520-KSY-901	DIAPHRAGM .....	-	-	1	1	-		
11	45521-KSY-901	PLATE, DIAPHRAGM .....	-	-	1	1	-		
12	45530-KRF-C91	CYLINDER SET, MASTER .....	-	-	1	1	-		
13	53175-KYA-621	LEVER, R. STEERING HANDLE ...	-	-	1	1	-		
14	90101-KSY-901	SCREW, FLAT, 4X12 .....	-	-	2	2	-		
15	90102-KSY-901	BOLT, FLANGE, 6X22 .....	-	-	2	2	-		
16	90103-KSY-901	SCREW-WASHER, 4X12 .....	-	-	1	1	-		
17	90114-KSY-901	BOLT, HANDLE LEVER .....	-	-	1	1	-		
18	90145-GW3-981	BOLT, OIL, 10X22 .....	-	-	2	2	-		
19	90301-KSY-901	NUT, HEX., 6MM .....	-	-	1	1	-		
20	90545-KCW-880	WASHER, OIL BOLT .....	-	-	4	4	-		
21	90651-KSY-901	CIRCLIP .....	-	-	1	1	-		
22	96001-06012-00	BOLT, FLANGE, 6X12 .....	-	-	2	2	-		



F-8

HANDLE PIPE/TOP BRIDGE

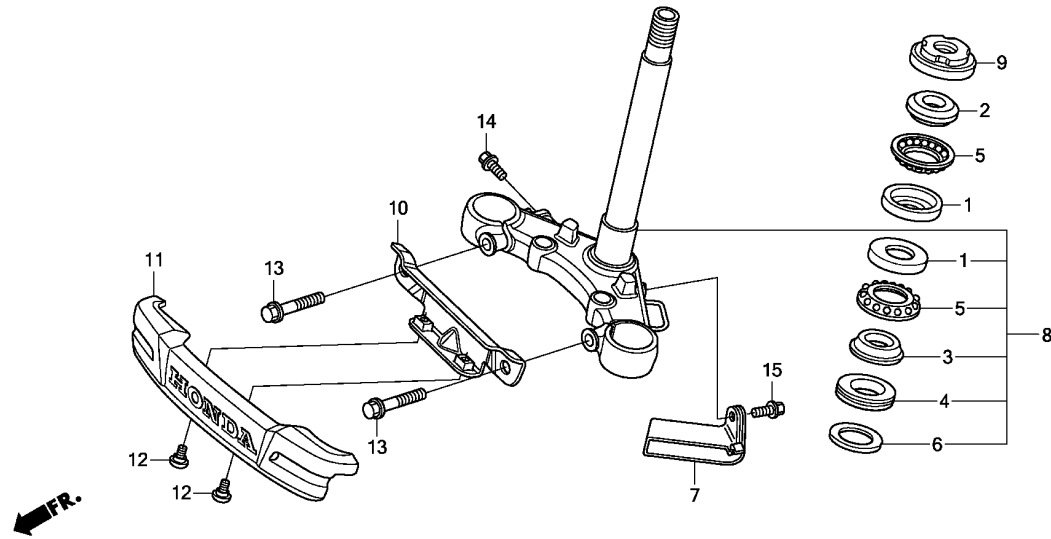
F 8



Ref. No.	L.O.N.	(Relative ref. Number) Description	F.R.T.
1	6151A1	KEY SET .....	0.8
2	6151A2	KEY, SHUTTER .....	0.5
3	615145	SWITCH, COMBINATION & LOCK ...	0.5
4	6151C2	BASE, CONTACT .....	0.5
6	810100	PIPE, STEERING HANDLE .....	0.6
9		(8,10)	
	8101D6	WEIGHT B, HANDLE :LEFT .....	0.2
	8101D7	WEIGHT B, HANDLE :RIGHT .....	0.2
	8101D8	WEIGHT B, HANDLE :BOTH .....	0.4
11	510110	BRIDGE, FORK TOP .....	0.6

Ref. No.	Part No.	Description	Reqd. QTY					Serial No.	Parts catalogue code
			GL150						
			1WH	1WH	3WH	4WH	5WH		
			C	D	D	D	D		
1	35010-KYA-B00	KEY SET .....	1	1	1	1	1		
2	35011-KVX-600	SHUTTER SET, KEY .....	1	1	1	1	1		
3	35100-KYA-B01	SWITCH ASSY., COMBINATION & LOCK	1	1	1	1	1		
4	35101-KYA-B00	BASE COMP., CONTACT .....	1	1	1	1	1		
5	35106-KVX-600	COVER, COMBINATION SWITCH ...	1	1	1	1	1		
6	53100-KYA-600	PIPE, STEERING HANDLE .....	1	1	1	1	1		
7	53105-KYA-600	WEIGHT, STEERING HANDLE .....	2	2	2	2	2		
8	53106-KR3-000	RUBBER A, HANDLE WEIGHT .....	4	4	-	-	-		
	53107-MB6-630	RUBBER B, HANDLE WEIGHT .....	-	-	4	4	4		
9	53106-KVX-600	WEIGHT B, STEERING HANDLE ...	2	2	2	2	2		
10	53108-KRS-830	RING, HANDLE WEIGHT SNAP .....	2	2	2	2	2		
11	53230-KYA-600ZA	BRIDGE, FORK TOP *NH105*...MAT BLACK (#15-#20)	1	1	1	1	1		
12	90010-MK5-000	BOLT, SOCKET, 8MM .....	2	2	2	2	2		
13	90117-KY0-860	BOLT, FLANGE, 6X28 .....	4	4	4	4	4		
14	90126-KVR-650	SCREW, STEERING HANDLE WEIGHT	2	2	2	2	2		
15	90304-KTT-900	NUT, STEERING STEM .....	1	1	1	1	1		
16	90503-KTT-900	WASHER, STEERING STEM .....	1	1	1	1	1		
17	91058-KYA-600	BAND, SELF LOCK .....	1	1	1	1	1		
18	91059-GFM-901	SCREW, TAPPING, 3X16 .....	3	3	3	3	3		
19	95014-21201	HOLDER A2, HANDLE PIPE UPPER	2	2	2	2	2		
20	95701-06012-00	BOLT, FLANGE, 6X12 .....	2	2	2	2	2		
21	95701-08035-07	BOLT, FLANGE, 8X35 .....	2	2	2	2	2		

3



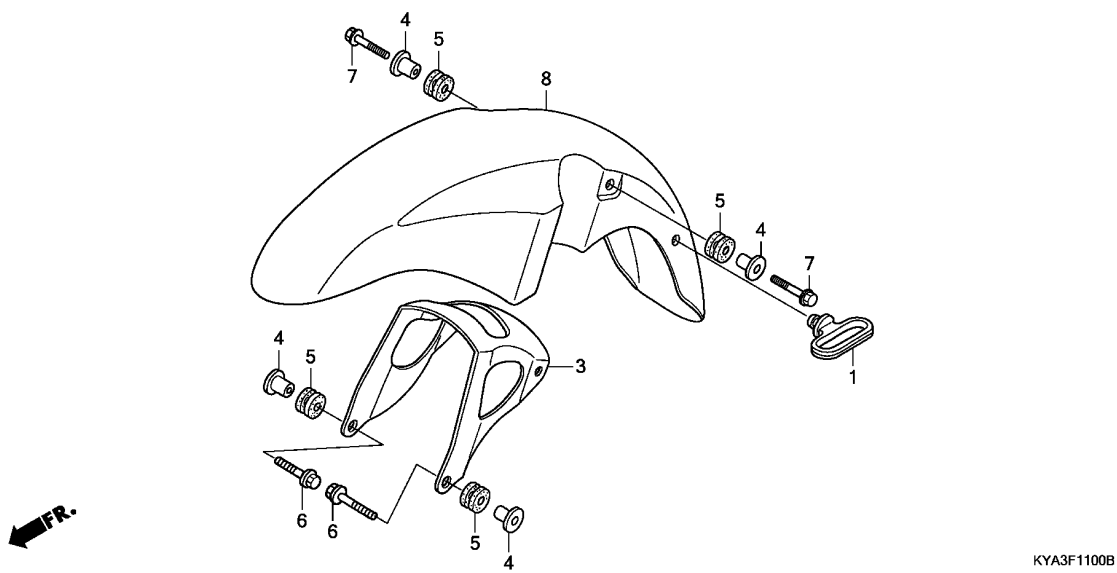
Ref. No.	L.O.N.	(Relative ref. Number) Description	F.R.T.
1	(5)		
	5101A0	RACE, STEERING BALL :UPPER ...	1.0
	5101A1	RACE, STEERING BALL :LOWER ...	1.0
	5101C9	RACE, STEERING BALL :BOTH ....	1.0
2	5101A9	RACE, STEERING TOP CONE .....	0.6
3	(4,5)		
	5101B0	RACE, STEERING BOTTOM CONE ...	1.2
8	510100	STEM OR SHAFT ASSY., STEERING	1.0
9	5101B2	THREAD, STEERING HEAD TOP ....	0.6

Ref. No.	Part No.	Description	Reqd. QTY					Serial No.	Parts catalogue code
			1WH C	1WH D	3WH D	4WH D	5WH D		
1	50301-KTT-900	RACE, STEERING TOP BALL .....	2	2	2	2	2		
2	53211-KTT-900	RACE, STEERING TOP CONE .....	1	1	1	1	1		
3	53212-KTT-900	RACE, STEERING BOTTOM CONE ..	1	1	1	1	1		
4	53214-200-000	DUST SEAL, STEERING HEAD .....	1	1	1	1	1		
5	53215-KTR-900	BALL ASSY., STEERING STEEL ..	2	2	2	2	2		
6	53215-KVX-600	WASHER, STEERING HEAD DUST SEAL	1	1	1	1	1		
7	53216-KVX-600	PLATE, WIRE HARNESS GUIDE ...	1	1	1	1	1		
8	53219-KYA-B00	STEM SUB ASSY., STEERING .....	1	1	1	1	1		
9	53220-KTT-900	THREAD COMP., STEERING HEAD TOP	1	1	1	1	1		
10	61305-KYA-B00	STAY, FR. EMBLEM .....	1	1	1	1	1		
11	61320-KTJ-941	EMBLEM ASSY., FR. ....	1	1	1	1	1		
12	90123-MC7-000	SCREW, METER VISOR SETTING ..	2	2	2	2	2		
13	95701-08035-07	BOLT, FLANGE, 8X35 .....	2	2	2	2	2		
14	96001-06008-07	BOLT, FLANGE, 6X8 .....	1	1	-	-	1		
15	96001-06012-07	BOLT, FLANGE, 6X12 .....	1	1	1	1	1		

F-11

FRONT FENDER

F10

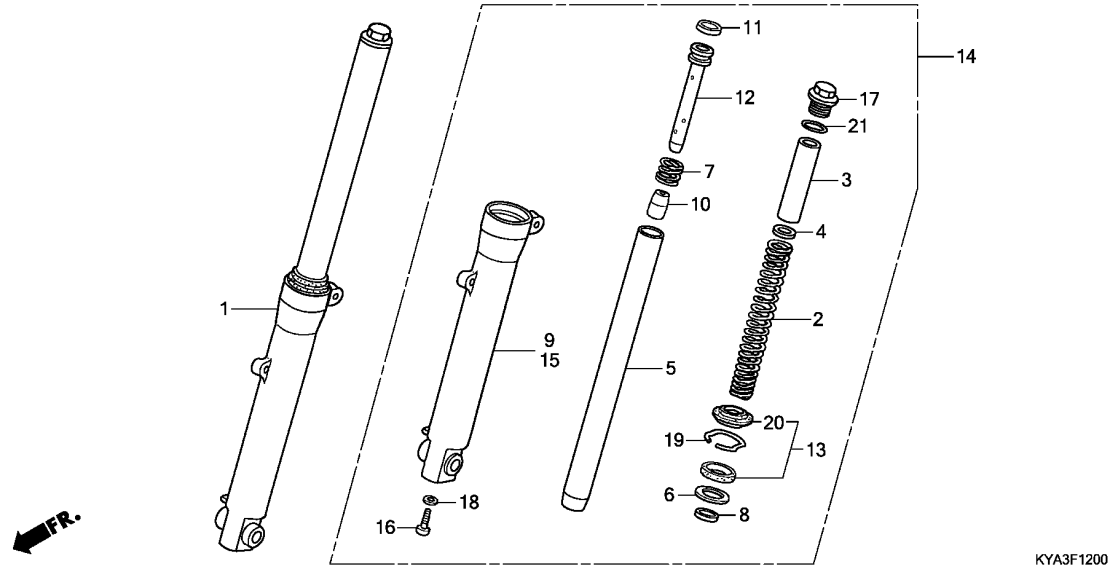


Ref. No.	L.O.N.	(Relative ref. Number) Description	F.R.T.
8	(3)		
4131B7		FENDER, FRONT .....	0.3

KYA3F1100B

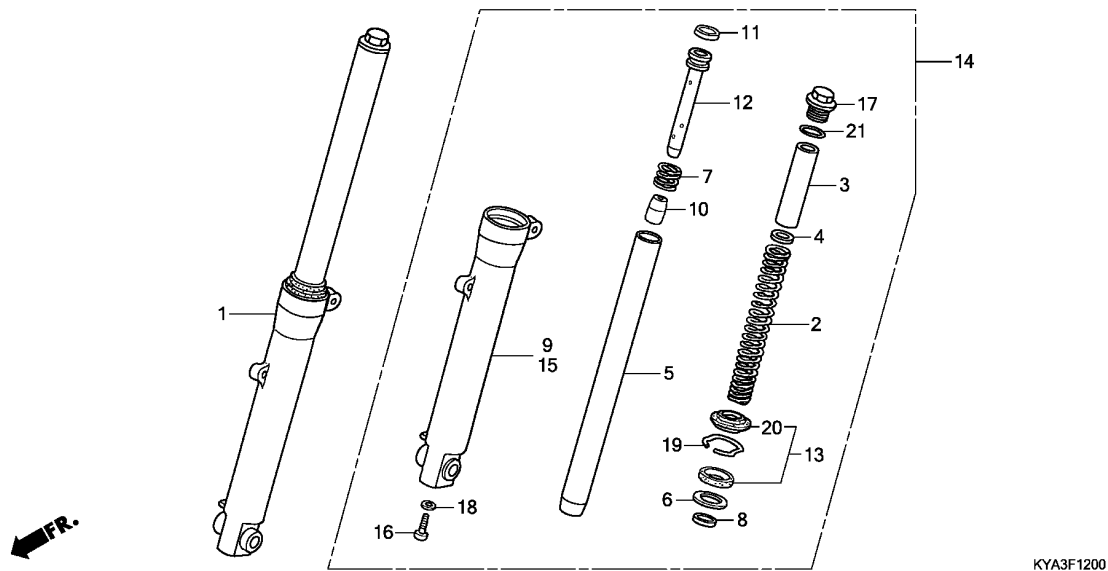
3

Ref. No.	Part No.	Description	Reqd. QTY					Serial No.	Parts catalogue code
			1WH C	1WH D	GL150 3WH D	4WH D	5WH D		
1	45451-473-000	GUIDE, FR. FENDER CABLE .....	1	1	1	1	1		
3	61102-KPN-A00	STAY, FR. FENDER .....	1	1	1	1	1		
4	61103-KEJ-660	COLLAR, FR. FENDER MOUNTING ..	4	4	4	4	4		
5	61104-KEJ-660	RUBBER, FR. FENDER MOUNTING ..	4	4	4	4	4		
6	95701-06025-08	BOLT, FLANGE, 6X25 .....	2	2	2	2	2		
7	96001-06032-02	BOLT, FLANGE, 6X32 .....	2	2	2	2	2		
8	61100-KYA-B00ZA	FENDER, FR.							
		*NH1*.....BLACK	1	1	1	1	1		
	61100-KYA-B00ZB	*R264C*.....CANDY LUCID RED	-	-	1	1	1		
	61100-KYA-B00ZC	*NHA30M* DIGITAL SILVER METALLIC	-	-	1	1	1		



Ref. No.	L.O.N.	(Relative ref. Number) Description	F.R.T.
1	5111C3	FORK ASSY., FRONT :RIGHT	0.5
2	5111C5	SPRING, FRONT FORK :LEFT	0.2
	5111C6	SPRING, FRONT FORK :RIGHT	0.2
	5111C7	SPRING, FRONT FORK :BOTH	0.4
5		(7,10,11,12)	
	5111G2	PIPE, FRONT FORK :LEFT	0.8
	5111G3	PIPE, FRONT FORK :RIGHT	0.8
	5111G4	PIPE, FRONT FORK :BOTH	1.3
9	5111D2	CASE, BOTTOM :RIGHT	0.9
13	5111E7	SEAL SET, FRONT FORK :LEFT	0.9
	5111E8	SEAL SET, FRONT FORK :RIGHT	0.9
	5111E9	SEAL SET, FRONT FORK :BOTH	1.5
14	5111C2	FORK ASSY., FRONT :LEFT	0.5
	5111C4	FORK ASSY., FRONT :BOTH	0.7
15	5111D1	CASE, BOTTOM :LEFT	0.9
	5111D3	CASE, BOTTOM :BOTH	1.5

Ref. No.	Part No.	Description	Reqd. QTY					Serial No.	Parts catalogue code
			1WH C	1WH D	3WH D	4WH D	5WH D		
1	51400-KYA-B00	FORK ASSY., R. FR.	1	1	-	-	-		
	51400-KYA-B40	.....	-	-	1	1	-		
	51400-KYA-B60	.....	-	-	-	-	1		
2	51401-KYA-600	SPRING, FR. FORK	2	2	2	2	2		
3	51403-KYA-600	COLLAR, SPRING	2	2	2	2	2		
4	51404-KYA-600	PLATE, SPRING JOINT	2	2	2	2	2		
5	51410-KYA-600	PIPE COMP., FR. FORK	2	2	2	2	2		
6	51412-KTT-900	RING, BACK UP	2	2	2	2	2		
7	51413-KYA-600	SPRING, REBOUND	2	2	2	2	2		
8	51414-KTT-900	GUIDE, FR. FORK	2	2	2	2	2		
9	51420-KYA-B00	CASE, R. BOTTOM	1	1	-	-	1		
	51420-KYA-B40	.....	-	-	1	1	-		
10	51432-KVX-600	PIECE, OIL LOCK	2	2	2	2	2		
11	51437-KTT-900	RING, PISTON	2	2	2	2	2		
12	51440-KYA-B00	PIPE, SEAT	2	2	-	-	-		
	51440-KYA-600	.....	-	-	2	2	2		
13	51490-KTT-900	SEAL SET, FR. FORK	2	2	2	2	2		
14	51500-KYA-B00	FORK ASSY., L. FR.	1	1	-	-	-		
	51500-KYA-B40	.....	-	-	1	1	-		
	51500-KYA-B60	.....	-	-	-	-	1		
15	51520-KYA-B00	CASE, L. BOTTOM	1	1	-	-	1		
	51520-KYA-B40	.....	-	-	1	1	-		
16	90116-KTT-900	BOLT, SOCKET, 8MM	2	2	2	2	2		
17	90123-KVX-600	BOLT, FR. FORK	2	2	2	2	2		
18	90544-KTT-900	WASHER, SPECIAL, 8MM	2	2	2	2	2		
19	90601-KTT-900	RING, OIL SEAL STOP	2	2	2	2	2		



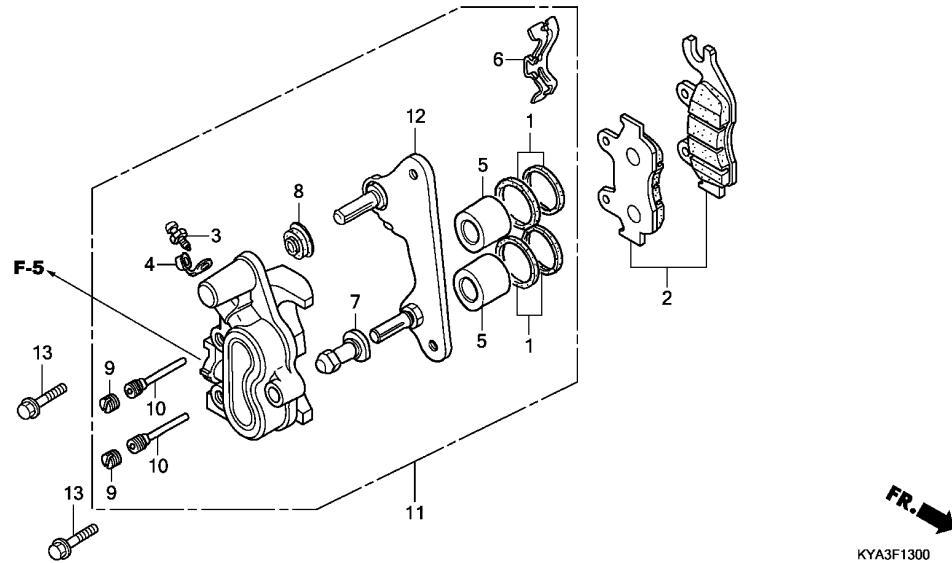
Ref. No.	Part No.	Description	Reqd. QTY					Serial No.	Parts catalogue code
			1WH C	1WH D	GL150 3WH D	4WH D	5WH D		

20	91254-KTT-900	SEAL, DUST .....	2	2	2	2	2	
21	91351-KTT-900	O-RING, 23X2.8 .....	2	2	2	2	2	

# F-13

# FRONT BRAKE CALIPER

# F13



Ref. No.	L.O.N.	(Relative ref. Number) Description	F.R.T.
2	711115	SHOE(PAD) SET, BRAKE :FRONT ..	0.1
5		(1)	
	7111D1	PISTON, FRONT BRAKE CALIPER ..	0.5
		.INCLUDES: Bleed brakes	
		.NOTE: Same time for two units	
11	711130	CALIPER, FRONT BRAKE .....	0.4
		.INCLUDES: Bleed brakes	
12	7111G0	BRACKET, FRONT CALIPER .....	0.2

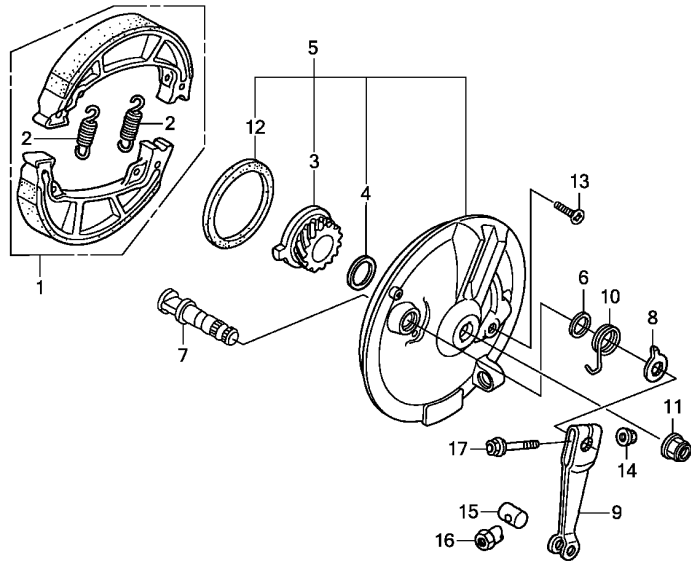
Ref. No.	Part No.	Description	Reqd. QTY					Serial No.	Parts catalogue code
			1WH	1WH	3WH	4WH	5WH		
			GL150						
			C	D	D	D	D		
1	06451-KSY-901	SEAL SET, PISTON .....	-	-	2	2	-		
2	06455-KYA-621	PAD SET, FR. ....	-	-	1	1	-		
3	43352-KSY-901	SCREW, BLEEDER .....	-	-	1	1	-		
4	43353-KSY-901	CAP, BLEEDER .....	-	-	1	1	-		
5	45107-KSY-901	PISTON .....	-	-	2	2	-		
6	45108-KSY-901	SPRING, PAD .....	-	-	1	1	-		
7	45132-KSY-901	BUSH B .....	-	-	1	1	-		
8	45133-KSY-901	BOOT B, BUSH .....	-	-	1	1	-		
9	45203-KRF-C91	PLUG, PIN .....	-	-	2	2	-		
10	45215-KRF-C91	PIN, HANGER .....	-	-	2	2	-		
11	45250-KRF-C91	CALIPER SUB ASSY., R. FR. ...	-	-	1	1	-		
12	45290-KRF-C91	BRACKET SUB ASSY., R. FR. ...	-	-	1	1	-		
13	90155-KY4-901	BOLT, FLANGE, 8X25 .....	-	-	2	2	-		





F-14

FRONT BRAKE PANEL



KYA3F1400

Ref. No.	L.O.N.	(Relative ref. Number) Description	F.R.T.
1	711115	SHOE(PAD) SET, BRAKE :FRONT ..	0.3
3	7101C3	GEAR, SPEEDOMETER .....	0.3
5	7111D0	PANEL, FRONT BRAKE .....	0.4
9	7111C3	ARM, BRAKE :FRONT .....	0.1

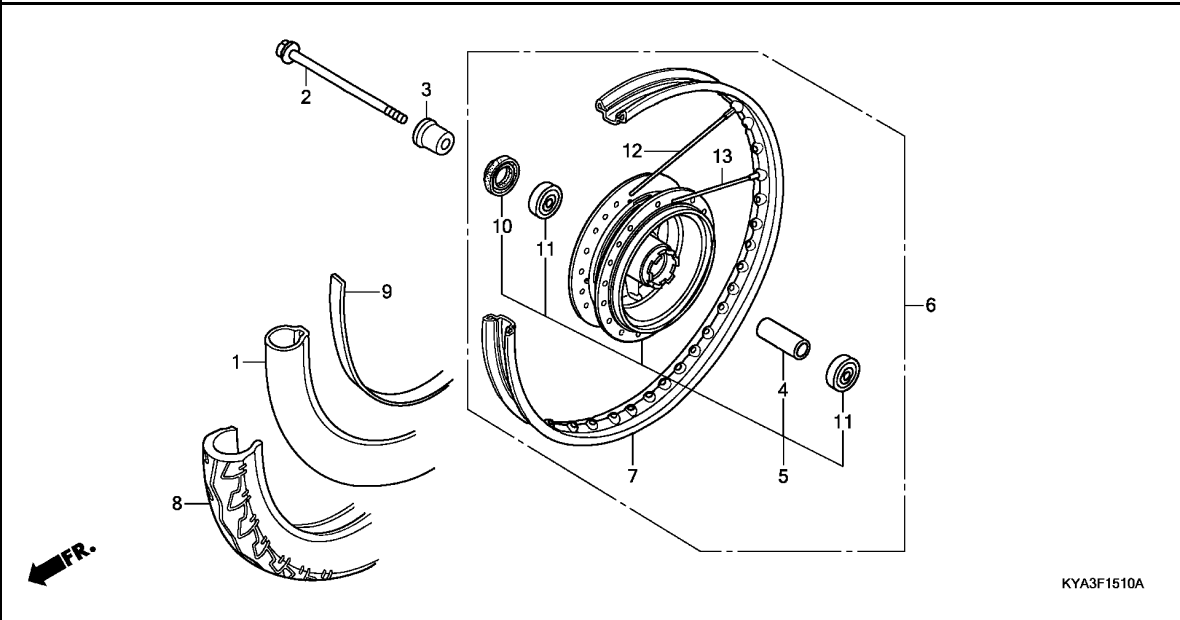
Ref. No.	Part No.	Description	Reqd. QTY					Serial No.	Parts catalogue code
			1WH C	1WH D	3WH D	4WH D	5WH D		
1	06430-KRF-B60	SHOE SET, BRAKE(ASK) .....	1	1	-	-	1		
	06430-KRF-B80	SHOE SET, BRAKE(JB) .....	1	1	-	-	1		
	06430-KRF-B70	SHOE SET, BRAKE(ASK) .....	-	1	-	-	1		
	06430-KRF-B90	SHOE SET, BRAKE(JB) .....	-	1	-	-	1		
2	43151-KCW-870	SPRING, BRAKE SHOE .....	2	2	-	-	2		
3	44806-KCS-690	GEAR, SPEEDOMETER(21T) .....	1	1	-	-	1		
	44806-KCS-651	.....	-	1	-	-	1	----- MX	
4	44808-KCS-690	WASHER, SPEEDOMETER GEAR .....	1	1	-	-	1		
	44808-107-720	.....	-	1	-	-	1	----- MX	
5	45010-KVX-A00ZA	PANEL SUB COMP., FR. BRAKE							
	*NH132M*..MAX SILVER METALLIC	.....	1	1	-	-	1		
	45010-KVX-600ZA	*NH132M*..MAX SILVER METALLIC	-	1	-	-	1	----- MX	
6	45134-250-000	DUST SEAL, BRAKE CAM .....	1	1	-	-	1		
7	45141-KVX-600	CAM, FR. BRAKE .....	1	1	-	-	1		
8	45145-KRF-B40	INDICATOR, FR. BRAKE .....	1	1	-	-	1		
9	45410-KVX-600	ARM, FR. BRAKE .....	1	1	-	-	1		
10	45435-121-010	SPRING, FR. BRAKE ARM RETURN	1	1	-	-	1		
11	90306-KYA-601	NUT, FLANGE, 12MM(PT) .....	1	1	-	-	1		
12	91251-KCS-690	OIL SEAL, 47X60X7 .....	1	1	-	-	1		
	91251-GK4-003	OIL SEAL, 47X60X7 (ARAI) .....	-	1	-	-	1	----- MX	
	91251-GK4-005	OIL SEAL, 47X60X7 (NOK) .....	-	1	-	-	1	----- MX	
13	93700-05016-0A	SCREW, OVAL, 5X16 .....	1	1	-	-	1		
14	94050-06000	NUT, FLANGE, 6MM .....	1	1	-	-	1		
15	95015-32001	JOINT B, BRAKE ARM .....	1	1	-	-	1		
16	95015-42000	NUT B, BRAKE ROD ADJUSTING ..	1	1	-	-	1		
17	95701-06032-00	BOLT, FLANGE, 6X32 .....	1	1	-	-	1		

3

**F-15-10**

**FRONT WHEEL(SPOKE/DRUM BRAKE)**

**F15**



Ref. No.	L.O.N.	(Relative ref. Number) Description	F.R.T.
1		(9)	
1	710140	TUBE, FRONT TIRE(ONE) .....	0.7
2		(10)	
2	710151	AXLE, FRONT WHEEL .....	0.2
5		(12,13)	
5	710103	HUB, FRONT WHEEL .....	2.2
6	710104	FRONT WHEEL .....	0.7
7	710109	RIM, WHEEL :FRONT .....	2.1
8		(9)	
8	710139	FRONT TIRE(ONE) .....	0.7
11	710115	BEARING, FRONT WHEEL(ONE) .....	0.4
	710115G	.Replace 1 bearing add .....	0.1

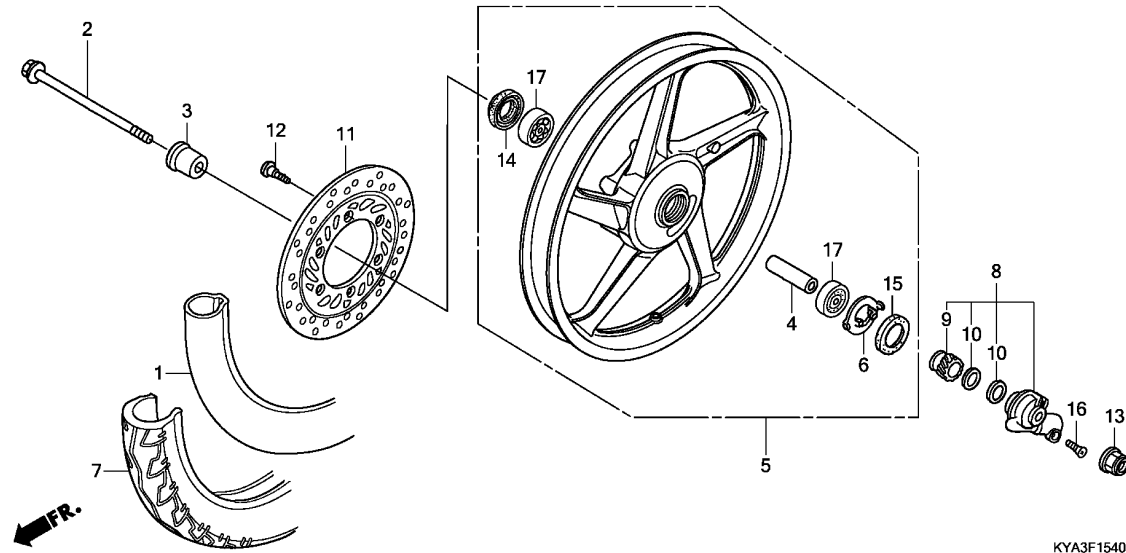
Ref. No.	Part No.	Description	Reqd. QTY					Serial No.	Parts catalogue code
			1WH	1WH	3WH	4WH	5WH		
			GL150						
			C	D	D	D	D		
1	42712-KTJ-C60	TUBE, TIRE(KENDA)(3.00-18) ..	1	1	-	-	1		
2	44301-KTT-900	AXLE, FR. WHEEL .....	1	1	-	-	1		
3	44311-KTJ-900	COLLAR, FR. WHEEL SIDE .....	1	1	-	-	1		
4	44620-KVX-600	COLLAR, FR. AXLE DISTANCE ...	1	1	-	-	1		
5	44635-KVX-700ZA	HUB SUB ASSY., FR. WHEEL *NH132M*..MAX SILVER METALLIC	1	1	-	-	1		
6	44650-KVX-700ZA	WHEEL SUB ASSY., FR. *NH132M*..MAX SILVER METALLIC	1	1	-	-	1		
7	44701-KVX-700	RIM, FR. WHEEL .....	1	1	-	-	1		
8	44711-KPN-A00	TIRE, FR.(KENDA) (80/100-18 M/C 47P)	1	1	-	-	1		
9	44713-KPN-B20	FLAP, TIRE(KENDA)(18X1.60) ..	1	1	-	-	1		
10	90755-KVX-700	OIL SEAL, 21X37X7 .....	1	1	-	-	1		
11	96140-63010-10	BEARING, RADIAL BALL, 6301U ..	2	2	-	-	2		
12	97170-41158-PO	SPOKE SET A, 10X159 .....							
		(INSIDE)	18	18	-	-	18		
13	97606-41158-PO	SPOKE SET A, 10X159 .....							
		(OUTSIDE)	18	18	-	-	18		

**3**

**F-15-40**

**FRONT WHEEL(CAST/DISK BRAKE)**

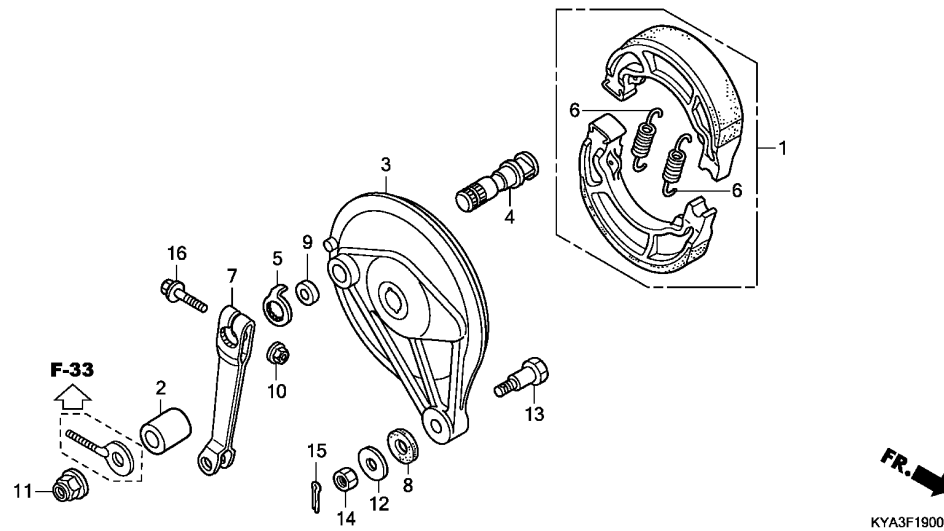
**F16**



Ref. No.	L.O.N.	(Relative ref. Number) Description	F.R.T.
1	710140	TUBE, FRONT TIRE(ONE) .....	0.7
2		(14)	
	710151	AXLE, FRONT WHEEL .....	0.2
5	7101D4	FRONT WHEEL .....	0.8
7	710139	FRONT TIRE(ONE) .....	0.7
8	710145	GEARBOX ASSY., SPEEDOMETER ...	0.2
11	711120	DISC, FRONT BRAKE .....	0.3
17	710115	BEARING, FRONT WHEEL(ONE) ....	0.4
	710115G	.Replace 1 bearing add .....	0.1

**3**

Ref. No.	Part No.	Description	Reqd. QTY					Serial No.	Parts catalogue code
			1WH C	1WH D	3WH D	4WH D	5WH D		
1	42712-KTJ-C60	TUBE, TIRE(KENDA)(3.00-18) ..	-	-	1	1	-		
2	44301-KTT-900	AXLE, FR. WHEEL .....	-	-	1	1	-		
3	44311-KTJ-900	COLLAR, FR. WHEEL SIDE .....	-	-	1	1	-		
4	44620-KRF-B40	COLLAR, FR. AXLE DISTANCE ...	-	-	1	1	-		
5	44650-KYA-620ZA	WHEEL SUB ASSY., FR. *NH132M*..MAX SILVER METALLIC	-	-	1	1	-		
6	44680-410-000	RETAINER, GEAR BOX .....	-	-	1	1	-		
7	44711-KPN-A00	TIRE, FR.(KENDA) (80/100-18 M/C 47P)	-	-	1	1	-		
8	44800-KYA-620ZA	BOX ASSY., SPEEDOMETER GEAR *NH132M*..MAX SILVER METALLIC	-	-	1	1	-		
9	44806-KEH-930	GEAR, SPEEDOMETER .....	-	-	1	1	-		
10	44808-KEH-930	WASHER, GEAR .....	-	-	2	2	-		
11	45251-KYA-620	DISK, FR. BRAKE .....	-	-	1	1	-		
12	90105-MBB-000	BOLT, BRAKE DISK, 8X24 .....	-	-	6	6	-		
13	90306-KYA-601	NUT, FLANGE, 12MM(PT) .....	-	-	1	1	-		
14	90755-KVX-700	OIL SEAL, 21X37X7 .....	-	-	1	1	-		
15	91258-KYA-600	DUST SEAL, 40X50X5 .....	-	-	1	1	-		
16	93700-05016-0A	SCREW, OVAL, 5X16 .....	-	-	1	1	-		
17	96140-63010-10	BEARING, RADIAL BALL, 6301U ..	-	-	2	2	-		



Ref. No.	L.O.N.	(Relative ref. Number) Description	F.R.T.
1	711140	SHOE(PAD) SET, BRAKE :REAR ... (4)	0.4
3	7111A9	PANEL, REAR BRAKE .....	0.5
7	7111C4	ARM, BRAKE :REAR .....	0.1

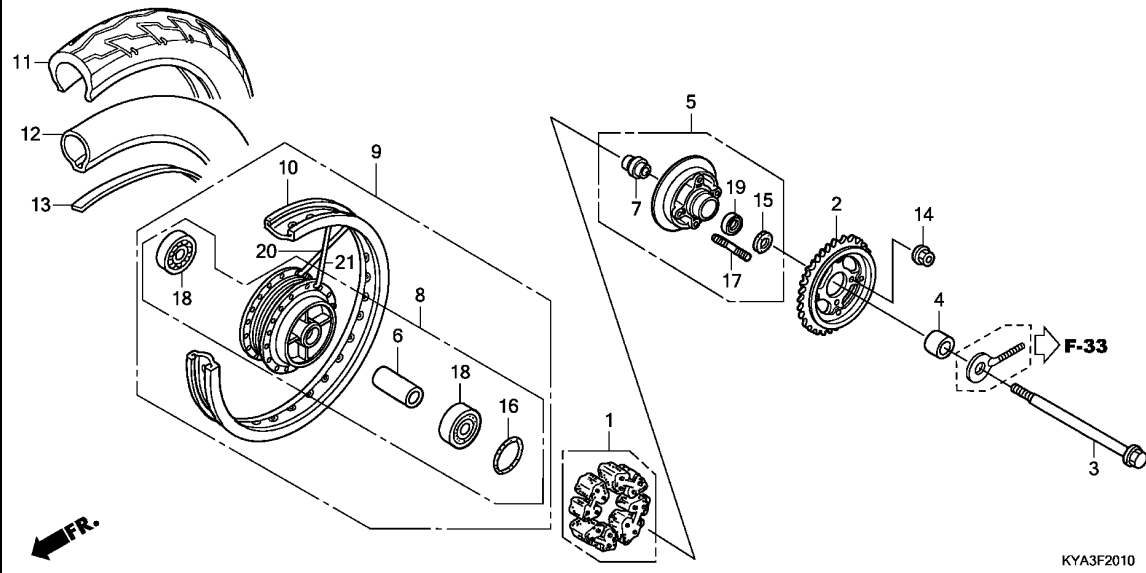
Ref. No.	Part No.	Description	Reqd. QTY					Serial No.	Parts catalogue code
			1WH C	1WH D	GL150 3WH D	4WH D	5WH D		
1	06430-KRF-B60	SHOE SET, BRAKE(ASK) .....	1	1	1	1	1		
	06430-KRF-B80	SHOE SET, BRAKE(JB) .....	1	1	1	1	1		
2	42313-KVX-600	COLLAR, RR. PANEL SIDE .....	1	1	1	1	1		
3	43100-KRF-B40ZE	PANEL COMP., RR. BRAKE *NH132M*.MAX SILVER METALLIC	1	1	1	1	1		
4	43141-KRV-900	CAM, RR. BRAKE .....	1	1	1	1	1		
5	43145-KRF-B40	INDICATOR, RR. BRAKE .....	1	1	1	1	1		
6	43151-KCW-870	SPRING, BRAKE SHOE .....	2	2	2	2	2		
7	43410-KYA-600	ARM, RR. BRAKE .....	1	1	1	1	1		
8	43434-ME1-670	RUBBER, STOPPER ARM .....	1	1	1	1	1		
9	45134-250-000	DUST SEAL, BRAKE CAM .....	1	1	1	1	1		
10	90302-KYA-601	NUT, FLANGE, 6MM(PT) .....	1	1	1	1	1		
11	90305-KYA-601	NUT, FLANGE, 14MM(PT) .....	1	1	1	1	1		
12	90505-425-000	WASHER, 8MM .....	1	1	1	1	1		
13	92811-10000	BOLT A, BRAKE STOPPER .....	1	1	1	1	1		
14	94001-08000-0S	NUT, HEX., 8MM .....	1	1	1	1	1		
15	94201-20150	PIN, SPLIT, 2.0X15 .....	1	1	1	1	1		
16	95701-06035-00	BOLT, FLANGE, 6X35 .....	1	1	1	1	1		



# F-20-10

# REAR WHEEL(SPOKE)

G 2



Ref. No.	L.O.N.	(Relative ref. Number) Description	F.R.T.
1		(16)	
1	710157	DAMPER, REAR WHEEL .....	0.3
2	7101A0	SPROCKET, FINAL DRIVEN .....	0.4
3		(15)	
3	710160	AXLE, REAR WHEEL .....	0.3
5	7101A5	FLANGE ASSY., FINAL DRIVEN ...	0.4
8		(20,21)	
8	710121	HUB, REAR WHEEL .....	2.3
9	710118	REAR WHEEL .....	0.8
10	710127	RIM, WHEEL :REAR .....	2.2
11		(13)	
11	710142	REAR TIRE(ONE) .....	0.8
12		(13)	
12	7101A7	TUBE, REAR TIRE(ONE) .....	0.8
18	710133	BEARING, REAR WHEEL(ONE) .....	0.5
	710133G	.Replace 1 bearing add .....	0.1
19	7101D1	BEARING, FINAL DRIVEN FLANGE ..	0.5

KYA3F2010

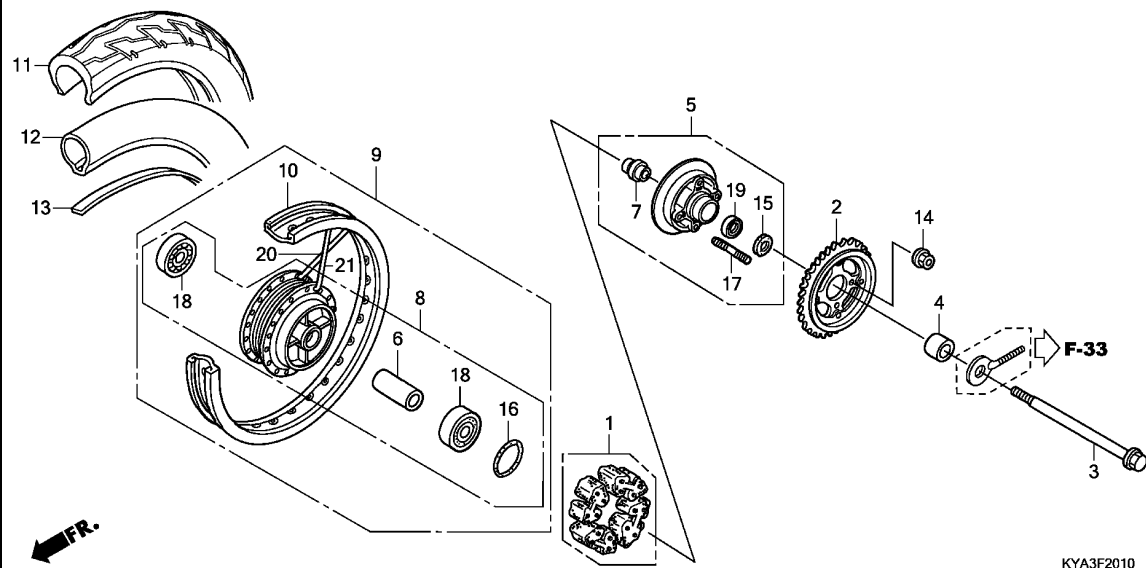
Ref. No.	Part No.	Description	Reqd. QTY					Serial No.	Parts catalogue code
			1WH C	1WH D	3WH D	4WH D	5WH D		
1	06410-KSP-900	DAMPER SET, WHEEL .....	1	1	-	-	1		
2	41200-KYA-600	SPROCKET COMP., FINAL DRIVEN (43T)	1	1	-	-	1		
3	42301-KVX-600	AXLE, RR. WHEEL .....	1	1	-	-	1		
4	42311-KVX-600	COLLAR, L. RR. WHEEL SIDE ...	1	1	-	-	1		
5	42615-KYA-600ZA	FLANGE SUB ASSY., RR. DRIVEN *NH132M*..MAX SILVER METALLIC	1	1	-	-	1		
6	42620-KVX-600	COLLAR, RR. AXLE DISTANCE ...	1	1	-	-	1		
7	42625-KTT-900	COLLAR B, RR. AXLE DISTANCE ..	1	1	-	-	1		
8	42635-KVX-600ZA	HUB SUB ASSY., RR. *NH132M*..MAX SILVER METALLIC	1	1	-	-	1		
9	42650-KYA-600ZA	WHEEL SUB ASSY., RR. *NH132M*..MAX SILVER METALLIC	1	1	-	-	1		
10	42701-KWK-920	RIM, RR. WHEEL .....	1	1	-	-	1		
11	42711-KTJ-C60	TIRE, RR.(KENDA) (90/90-18M/C 51P)	1	1	-	-	1		
12	42712-KTJ-C60	TUBE, TIRE(KENDA)(3.00-18) ..	1	1	-	-	1		
13	42713-KPN-B20	FLAP, TIRE(KENDA)(18X1.85) ..	1	1	-	-	1		
14	90304-KYA-601	NUT, FLANGE, 10MM(PT) .....	4	4	-	-	4		
15	91252-KYA-600	DUST SEAL, 31X47X7 .....	1	1	-	-	1		
16	91352-KSP-900	O-RING, 51X2 .....	1	1	-	-	1		
17	92915-10025-0E	BOLT, STUD, 10X25 .....	4	4	-	-	4		
18	96140-63020-10	BEARING, RADIAL BALL, 6302U ..	2	2	-	-	2		
19	96150-60050-10	BEARING, RADIAL BALL, 6005UU	1	1	-	-	1		
20	97226-52157-PO	SPOKE SET(B9X158.5) .....	18	18	-	-	18		

3

**F-20-10**

**REAR WHEEL(SPOKE)**

**G 3**



Ref. No.	Part No.	Description	Reqd. QTY					Serial No.	Parts catalogue code
			1WH	1WH	3WH	4WH	5WH		
			C	D	D	D	D		

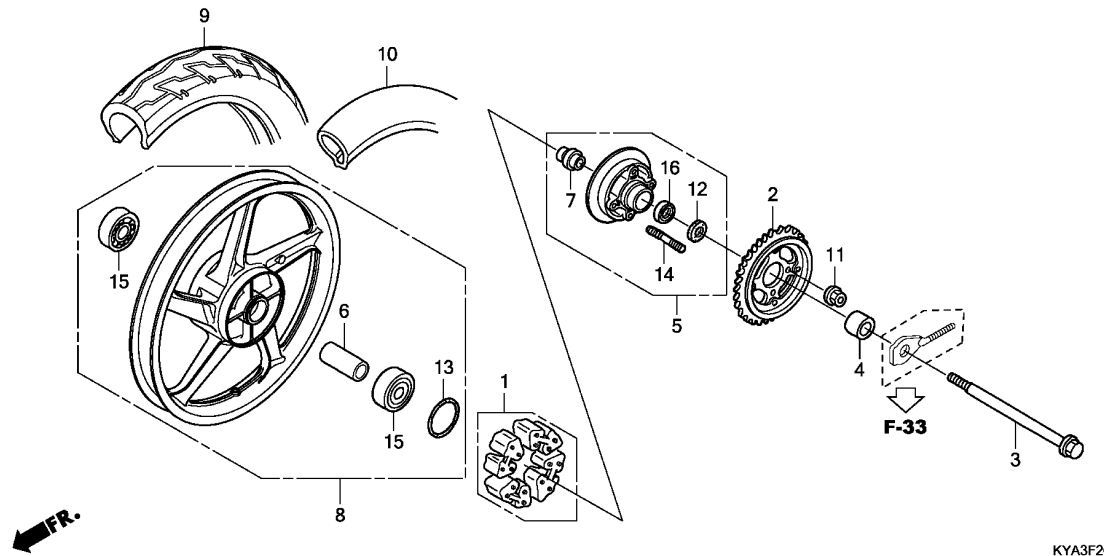
21	97492-52156-P0	SPOKE SET (B9X158) (OUTSIDE)	18	18	-	-	18	
----	----------------	---------------------------------	----	----	---	---	----	--

**3**

# F-20-30

# REAR WHEEL(CAST)

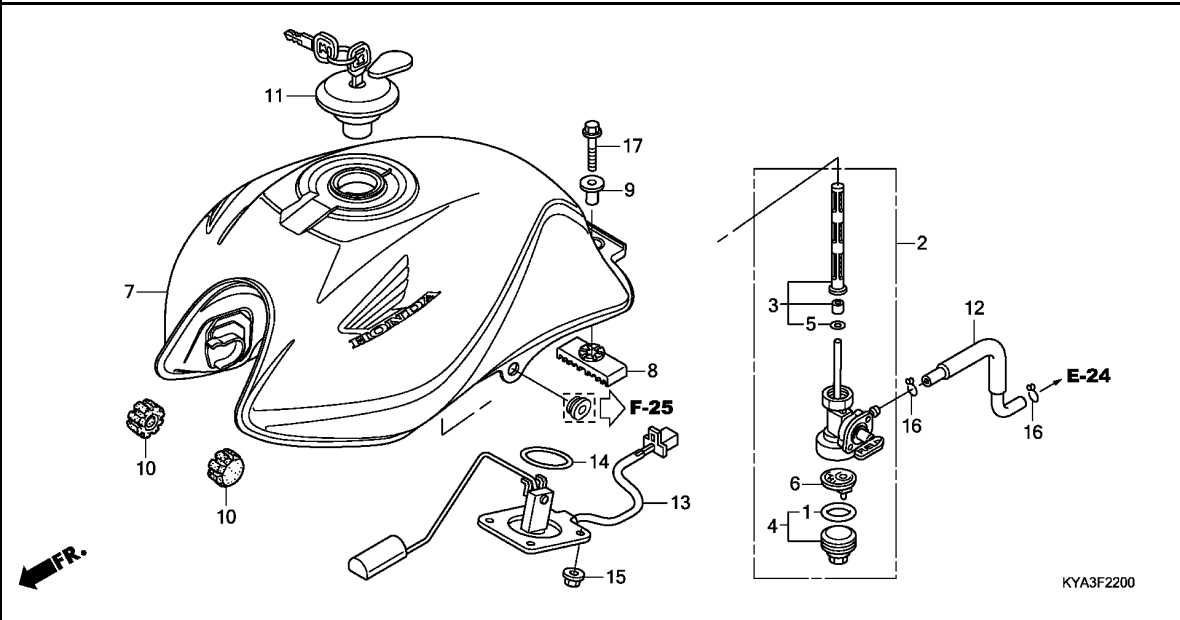
G 4



Ref. No.	L.O.N.	(Relative ref. Number) Description	F.R.T.
1		(13)	
710157		DAMPER, REAR WHEEL .....	0.3
2	7101A0	SPROCKET, FINAL DRIVEN .....	0.4
3		(12)	
710160		AXLE, REAR WHEEL .....	0.3
5	7101A5	FLANGE ASSY., FINAL DRIVEN ...	0.4
8	710118	REAR WHEEL .....	0.8
9	710142	REAR TIRE(ONE) .....	0.8
10	7101A7	TUBE, REAR TIRE(ONE) .....	0.8
15	710133	BEARING, REAR WHEEL(ONE) .....	0.5
	710133G	.Replace 1 bearing add .....	0.1
16	7101D1	BEARING, FINAL DRIVEN FLANGE ..	0.5

Ref. No.	Part No.	Description	Reqd. QTY					Serial No.	Parts catalogue code
			1WH C	1WH D	3WH D	4WH D	5WH D		
1	06410-KSP-900	DAMPER SET, WHEEL .....	-	-	1	1	-		
2	41200-KYA-600	SPROCKET COMP., FINAL DRIVEN (43T)	-	-	1	1	-		
3	42301-KVX-600	AXLE, RR. WHEEL .....	-	-	1	1	-		
4	42311-KVX-600	COLLAR, L. RR. WHEEL SIDE ...	-	-	1	1	-		
5	42615-KYA-600ZA	FLANGE SUB ASSY., RR. DRIVEN *NH132M*..MAX SILVER METALLIC	-	-	1	1	-		
6	42620-KVX-600	COLLAR, RR. AXLE DISTANCE ...	-	-	1	1	-		
7	42625-KTT-900	COLLAR B, RR. AXLE DISTANCE ..	-	-	1	1	-		
8	42650-KYA-610ZA	WHEEL SUB ASSY., RR. *NH132M*..MAX SILVER METALLIC	-	-	1	1	-		
9	42711-KTJ-C60	TIRE, RR.(KENDA) (90/90-18M/C 51P)	-	-	1	1	-		
10	42712-KTJ-C60	TUBE, TIRE(KENDA)(3.00-18) ..	-	-	1	1	-		
11	90304-KYA-601	NUT, FLANGE, 10MM(PT) .....	-	-	4	4	-		
12	91252-KYA-600	DUST SEAL, 31X47X7 .....	-	-	1	1	-		
13	91352-KSP-900	O-RING, 51X2 .....	-	-	1	1	-		
14	92915-10025-OE	BOLT, STUD, 10X25 .....	-	-	4	4	-		
15	96140-63020-10	BEARING, RADIAL BALL, 6302U ..	-	-	2	2	-		
16	96150-60050-10	BEARING, RADIAL BALL, 6005UU	-	-	1	1	-		

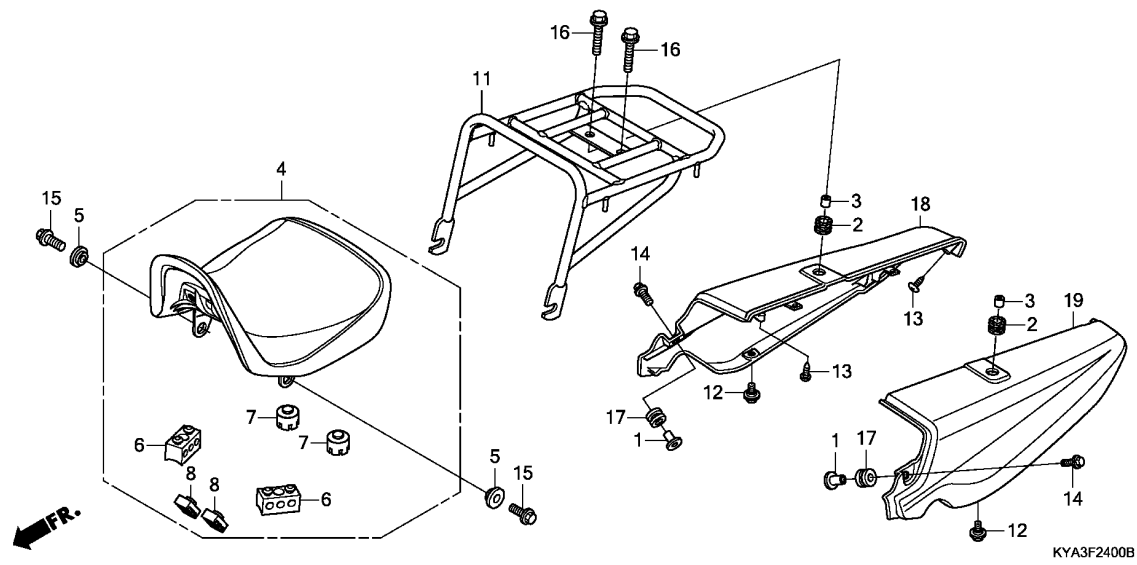
3



Ref. No.	L.O.N.	(Relative ref. Number) Description	F.R.T.
2	310110	COCK ASSY., FUEL .....	0.2
3		(5)	
	310115	SCREEN, FUEL STRAINER .....	0.2
4		(1,6)	
	3101A6	CUP, FUEL STRAINER .....	0.1
7	310100	TANK, FUEL .....	0.3
13		(14)	
	617105	FUEL TANK SENDING UNIT .....	0.3

Ref. No.	Part No.	Description	Reqd. QTY					Serial No.	Parts catalogue code
			1WH C	1WH D	3WH D	4WH D	5WH D		
1	16173-KEJ-900	O-RING .....	1	1	1	1	1		
2	16950-KYA-B00	COCK ASSY., FUEL .....	1	1	1	1	1		
3	16952-KYA-B00	SCREEN SET, FUEL STRAINER .....	1	1	1	1	1		
4	16953-KYA-B00	CUP SET, FUEL STRAINER .....	1	1	1	1	1		
5	16958-KEJ-900	O-RING .....	1	1	1	1	1		
6	16959-KEJ-900	FILTER, CUP .....	1	1	1	1	1		
7	17500-KYA-B00ZA	TANK SET, FUEL(WL)							
		*TYPE2*	1	1	-	-	-		
	17500-KYA-B00ZB	*TYPE1*	1	1	-	-	-		
	17500-KYA-B40ZA	*TYPE3*	-	-	1	1	1		
	17500-KYA-B40ZB	*TYPE2*	-	-	1	1	1		
	17500-KYA-B40ZC	*TYPE1*	-	-	1	1	1		
8	17508-KVX-600	RUBBER, RR. FUEL TANK MOUNTING	1	1	1	1	1		
9	17509-KVX-600	COLLAR, FUEL TANK MOUNT .....	1	1	1	1	1		
10	17611-286-000	CUSHION, FR. FUEL TANK .....	2	2	2	2	2		
11	17620-KVX-601	CAP COMP., FUEL FILLER .....	1	1	1	1	1		
12	17681-KVX-600	TUBE, FUEL .....	1	1	1	1	1		
13	37800-KYA-B01	FUEL UNIT .....	1	1	1	1	1		
14	91305-443-740	O-RING, 39.5X5 .....	1	1	1	1	1		
15	94050-06000	NUT, FLANGE, 6MM .....	4	4	4	4	4		
16	95002-02080	CLIP, TUBE(B8) .....	2	2	2	2	2		
17	95701-08035-08	BOLT, FLANGE, 8X35 .....	1	1	1	1	1		





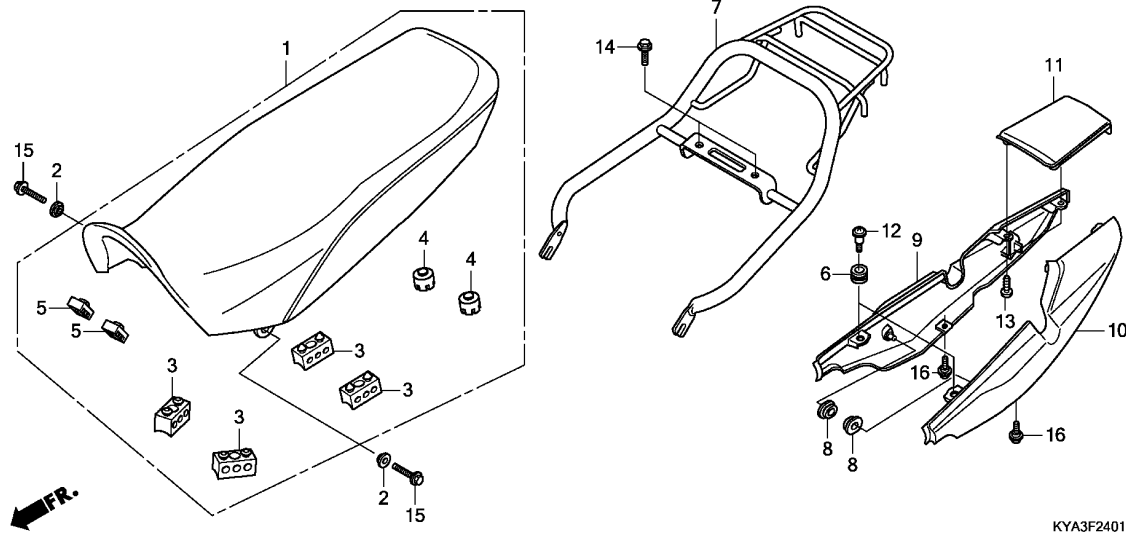
Ref. No.	L.O.N.	(Relative ref. Number) Description	F.R.T.
4	413150	SEAT .....	0.1
11	410165	CARRIER, LUGGAGE .....	0.1
18	4111X7	COWL, REAR :RIGHT .....	0.2
19	4111X6	COWL, REAR :LEFT .....	0.2
	4111X8	COWL, REAR :BOTH .....	0.2

3

Ref. No.	Part No.	Description	Reqd. QTY					Serial No.	Parts catalogue code
			GL150						
			1WH	1WH	3WH	4WH	5WH		
			C	D	D	D	D		
1	19052-KV0-000	COLLAR, RADIATOR MOUNTING ...	2	2	-	-	-		
2	50329-KYA-B00	RUBBER, RR. CARRIER MOUNTING	2	2	-	-	-		
3	50503-KVJ-910	COLLAR, MAIN STAND STOPPER ..	2	2	-	-	-		
4	77100-KYA-B00	SEAT ASSY., SINGLE .....	1	1	-	-	-		
5	77201-KYA-600	COLLAR, 8X6.5 .....	2	2	-	-	-		
6	77204-KYA-600	RUBBER A, SEAT SETTING .....	2	2	-	-	-		
7	77206-KFN-850	RUBBER, SEAT CUSHION .....	2	2	-	-	-		
8	77207-KYA-600	RUBBER B, SEAT SETTING .....	2	2	-	-	-		
11	81350-KYA-B00	CARRIER COMP., RR. ....	1	1	-	-	-		
12	91509-GE2-760	SCREW, PAN, 5X11.5 .....	2	2	-	-	-		
13	93903-24320	SCREW, TAPPING, 4X12 .....	2	2	-	-	-		
14	93404-06020-00	BOLT-WASHER, 6X20 .....	2	2	-	-	-		
15	95701-08020-00	BOLT, FLANGE, 8X20 .....	2	2	-	-	-		
16	95701-08025-00	BOLT, FLANGE, 8X25 .....	2	2	-	-	-		
17	83545-KCJ-690	RUBBER, SIDE COVER .....	2	2	-	-	-		
18	77210-KYA-B00ZA	COWL, R. RR. SIDE							
	*R201*	.....MAGNA RED	1	1	-	-	-		
	*NH196*	.....ROSS WHITE	1	1	-	-	-		
19	77220-KYA-B00ZA	COWL, L. RR. SIDE							
	*R201*	.....MAGNA RED	1	1	-	-	-		
	*NH196*	.....ROSS WHITE	1	1	-	-	-		

# F-24-1

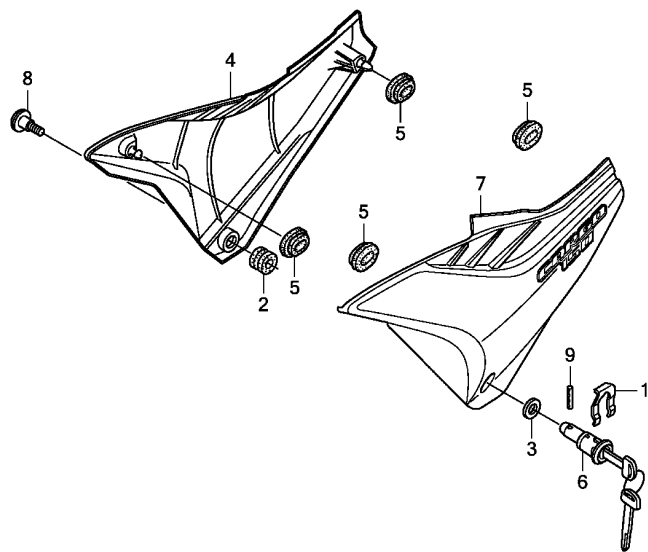
# SEAT/REAR CARRIER(GL1503WH/4WH/5WH)



Ref. No.	L.O.N.	(Relative ref. Number) Description	F.R.T.
1	4131E4	SEAT :DOUBLE .....	0.1
7	410165	CARRIER, LUGGAGE .....	0.2
9	4111X7	COWL, REAR :RIGHT .....	0.4
10	4111X6	COWL, REAR :LEFT .....	0.4
	4111X8	COWL, REAR :BOTH .....	0.4
11	4111K7	COWL, REAR CENTER .....	0.4

Ref. No.	Part No.	Description	Reqd. QTY					Serial No.	Parts catalogue code
			GL150						
			1WH	1WH	3WH	4WH	5WH		
			C	D	D	D	D		
1	77200-KYA-B40	SEAT ASSY., DOUBLE .....	-	-	1	1	1		
2	77201-KYA-600	COLLAR, 8X6.5 .....	-	-	2	2	2		
3	77204-KYA-600	RUBBER A, SEAT SETTING .....	-	-	4	4	4		
4	77206-KFN-850	RUBBER, SEAT CUSHION .....	-	-	2	2	2		
5	77207-KYA-600	RUBBER B, SEAT SETTING .....	-	-	2	2	2		
6	77267-KYA-600	RUBBER, RR. COWL .....	-	-	2	2	2		
7	81200-KYA-B40	CARRIER COMP., RR. ....	-	-	1	1	1		
8	83542-KPN-900	GROMMET, SIDE COVER .....	-	-	2	2	2		
9	83601-KYA-B40ZA	COWL, R. RR. SIDE							
		*R264C*.....CANDY LUCID RED	-	-	1	1	1		
	83601-KYA-B40ZB	*NH1*.....BLACK	-	-	1	1	1		
	83601-KYA-B40ZC	*NHA30M*							
		DIGITAL SILVER METALLIC	-	-	1	1	1		
10	83701-KYA-B40ZA	COWL, L. RR. SIDE							
		*R264C*.....CANDY LUCID RED	-	-	1	1	1		
	83701-KYA-B40ZB	*NH1*.....BLACK	-	-	1	1	1		
	83701-KYA-B40ZC	*NHA30M*							
		DIGITAL SILVER METALLIC	-	-	1	1	1		
11	83801-KYA-B40ZA	COWL, RR. CENTER							
		*R264C*.....CANDY LUCID RED	-	-	1	1	1		
	83801-KYA-B40ZB	*NH1*.....BLACK	-	-	1	1	1		
	83801-KYA-B40ZC	*NHA30M*							
		DIGITAL SILVER METALLIC	-	-	1	1	1		
12	91509-KYA-600	SCREW, PAN, 5X15.3 .....	-	-	2	2	2		
13	93903-24320	SCREW, TAPPING, 4X12 .....	-	-	4	4	4		
14	95701-08016-00	BOLT, FLANGE, 8X16 .....	-	-	2	2	2		
15	95701-08020-00	BOLT, FLANGE, 8X20 .....	-	-	2	2	2		
16	91509-GE2-760	SCREW, PAN, 5X11.5 .....	-	-	2	2	2		

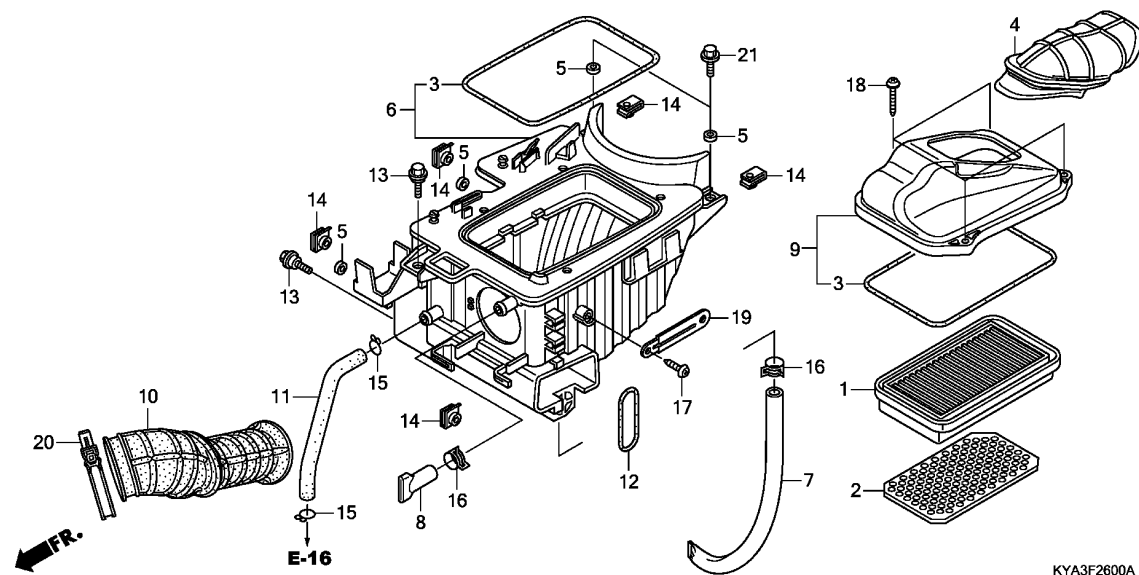




KYA3F2500A

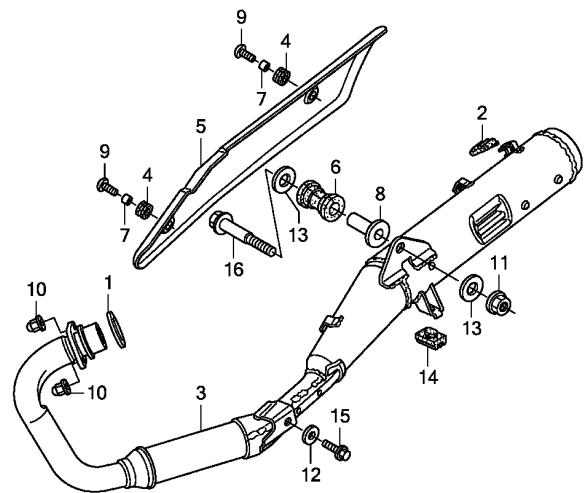
Ref. No.	L.O.N.	(Relative ref. Number) Description	F.R.T.
4	4111H9	COVER, SIDE :RIGHT .....	0.1
6	4111P0	LOCK, SIDE COVER .....	0.1
7	4111H8	COVER, SIDE :LEFT .....	0.1
	4111J0	COVER, SIDE :BOTH .....	0.1

Ref. No.	Part No.	Description	Reqd. QTY					Serial No.	Parts catalogue code
			1WH C	1WH D	3WH D	4WH D	5WH D		
1	37221-390-000	SPRING, LOCK SETTING .....	1	1	1	1	1		
2	64310-KYA-600	RUBBER, SIDE COVER .....	1	1	1	1	1		
3	64510-KEV-900	CUSHION, FR. TOP COVER .....	1	1	1	1	1		
4	83520-KYA-B00ZA	COVER SET, R. SIDE(WL)							
		*TYPE1*.....	1	1	-	-	-		
	83520-KYA-B40ZA	*TYPE3*.....	-	-	1	1	1		
	83520-KYA-B40ZB	*TYPE2*.....	-	-	1	1	1		
	83520-KYA-B40ZC	*TYPE1*.....	-	-	1	1	1		
5	83542-KPN-900	GROMMET, SIDE COVER .....	4	4	4	4	4		
6	83560-KVX-601	LOCK, SIDE COVER .....	1	1	1	1	1		
7	83620-KYA-B00ZA	COVER SET, L. SIDE(WL)							
		*TYPE1*.....	1	1	-	-	-		
	83620-KYA-B40ZA	*TYPE3*.....	-	-	1	1	1		
	83620-KYA-B40ZB	*TYPE2*.....	-	-	1	1	1		
	83620-KYA-B40ZC	*TYPE1*.....	-	-	1	1	1		
8	90104-KYA-600	SCREW, SPECIAL, 6X24 .....	1	1	1	1	1		
9	94305-30202	PIN, SPRING, 3X20 .....	1	1	1	1	1		



Ref. No.	L.O.N.	(Relative ref. Number) Description	F.R.T.
1		(2,3)	
	312105	ELEMENT, AIR CLEANER .....	0.1
6	3121A5	CASE, AIR CLEANER .....	1.1
9		(4)	
	312102	COVER, AIR CLEANER CASE .....	0.1
10	3121B6	TUBE, AIR CLEANER CONNECTING -	1.1

Ref. No.	Part No.	Description	Reqd. QTY					Serial No.	Parts catalogue code
			GL150						
			1WH	1WH	3WH	4WH	5WH		
			C	D	D	D	D		
1	17211-KVX-600	ELEMENT COMP., AIR CLEANER ..	1	1	1	1	1		
2	17212-KVX-600	GUARD, ELEMENT .....	1	1	1	1	1		
3	17214-KVX-600	SEAL, AIR CLEANER .....	2	2	2	2	2		
4	17219-KYA-600	DUCT, AIR CLEANER .....	1	1	1	1	1		
5	17223-KVX-600	COLLAR, AIR CLEANER .....	4	4	4	4	4		
6	17225-KVX-600	CASE SUB ASSY., AIR CLEANER -	1	1	1	1	1		
7	17227-KVX-700	TUBE, VINYL, 11X15X240 .....	1	1	1	1	1		
8	17227-KYA-B00	TUBE, VINYL, 11X15X40 .....	1	1	1	1	1		
9	17245-KYA-B00	COVER SUB ASSY., AIR CLEANER	1	1	1	1	1		
10	17253-KYA-600	TUBE, AIR CLEANER CONNECTING	1	1	1	1	1		
11	17371-KVX-600	TUBE, BREATHER .....	1	1	1	1	1		
12	80123-KVX-600	BAND, TOOL .....	1	1	1	1	1		
13	90111-162-000	BOLT, FLANGE, 6MM .....	2	2	2	2	2		
14	90311-KSH-900	NUT, CLIP, 6MM .....	5	5	5	5	5		
15	90602-KJ9-670	CLIP, TUBE .....	2	2	2	2	2		
16	91406-KVX-600	CLAMP, TUBE(D14.5) .....	2	2	2	2	2		
17	93903-24220	SCREW, TAPPING, 4X10 .....	1	1	1	1	1		
18	93903-25580	SCREW, TAPPING, 5X25 .....	4	4	4	4	4		
19	94591-21000	CLIP, WIRE, 2X100 .....	1	1	1	1	1		
20	95018-54250	BAND, AIR CLEANER CONNECTING TUBE(54)	1	1	1	1	1		
21	95701-06016-08	BOLT, FLANGE, 6X16 .....	2	2	2	2	2		



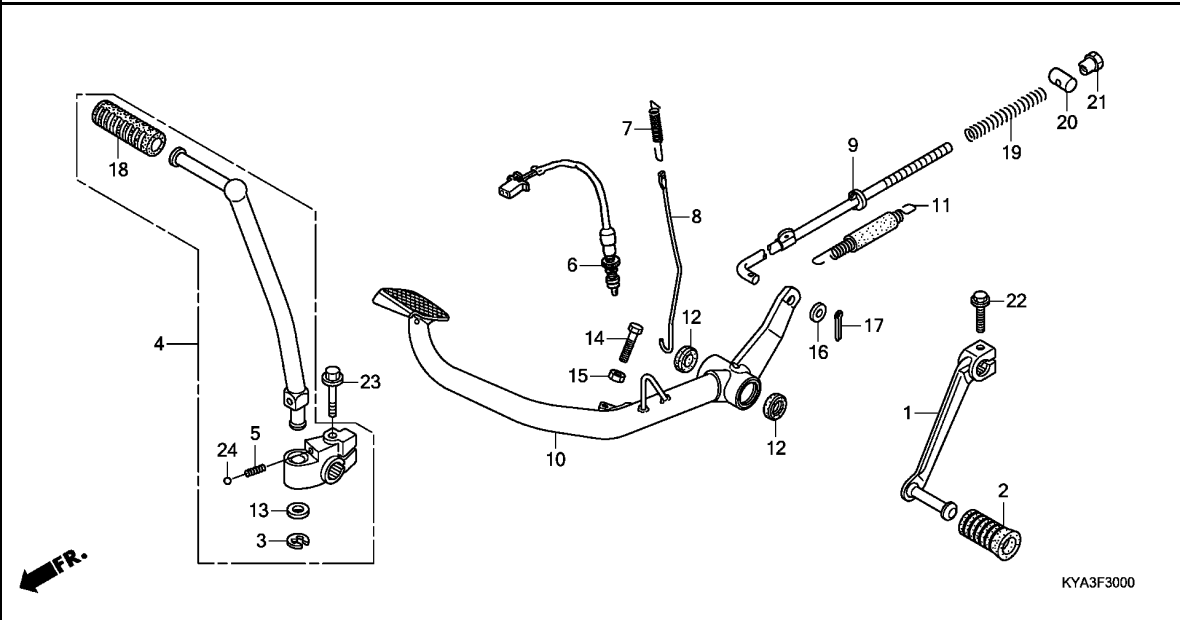
FR.

KYA3F2800

Ref. No.	L.O.N.	(Relative ref. Number) Description	F.R.T.
1	3131B4	GASKET, EXHAUST PIPE .....	0.2
3	313120	MUFFLER .....	0.2
5	313121	PROTECTOR, MUFFLER .....	0.1

3

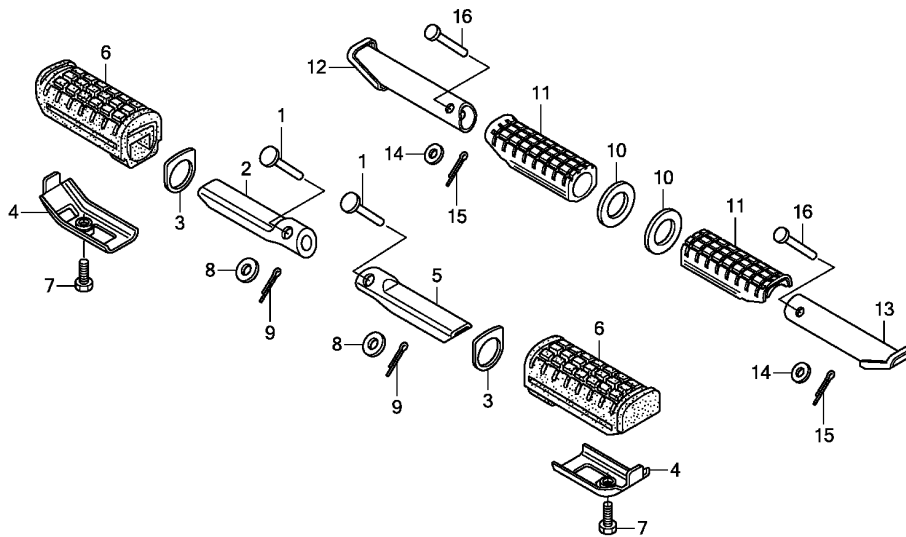
Ref. No.	Part No.	Description	Reqd. QTY					Serial No.	Parts catalogue code
			1WH C	1WH D	3WH D	4WH D	5WH D		
1	18291-MN5-650	GASKET, EX. PIPE .....	1	1	1	1	1		
2	18293-MN0-000	RUBBER, PROTECTOR .....	1	1	1	1	1		
3	18310-KYA-B00	MUFFLER COMP., EX. ....	1	1	1	1	1		
4	18345-KTJ-900	RUBBER, MUFFLER MOUNTING .....	2	2	2	2	2		
5	18355-KYA-600	COVER, MUFFLER .....	1	1	1	1	1		
6	18421-KVX-600	RUBBER, MUFFLER MOUNTING .....	1	1	1	1	1		
7	18422-KTJ-900	COLLAR, MUFFLER MOUNTING .....	2	2	2	2	2		
8	18442-KRC-900	COLLAR, MUFFLER MOUNTING .....	1	1	1	1	1		
9	90107-KYA-640	BOLT, BODY COVER SETTING .....	2	2	2	2	2		
10	90305-KSP-900	NUT, EXHAUST PIPE, 8MM .....	2	2	2	2	2		
11	94050-10000	NUT, FLANGE, 10MM .....	1	1	1	1	1		
12	94103-08800	WASHER, PLAIN, 8MM .....	1	1	1	1	1		
13	94103-10000	WASHER, PLAIN, 10MM .....	2	2	2	2	2		
14	95011-61000	RUBBER A, STAND STOPPER .....	1	1	1	1	1		
15	95801-08016-02	BOLT, FLANGE, 8X16 .....	1	1	1	1	1		
16	95801-10055-00	BOLT, FLANGE, 10X55 .....	1	1	1	1	1		



Ref. No.	L.O.N.	(Relative ref. Number) Description	F.R.T.
1	4101A1	PEDAL, GEAR CHANGE .....	0.1
4	112107	ARM, KICK STARTER .....	0.1
6	6151B5	SWITCH, REAR STOP :PEDAL SIDE .....	0.2
9	811135	ROD, REAR BRAKE .....	0.4
10		(12)	
	810160	PEDAL, REAR BRAKE .....	0.4
11	8101A8	SPRING, BRAKE PEDAL .....	0.2

Ref. No.	Part No.	Description	Reqd. QTY					Serial No.	Parts catalogue code
			1WH C	1WH D	3WH D	4WH D	5WH D		
1	24701-KVX-600	PEDAL, GEAR CHANGE .....	1	1	1	1	1		
2	24781-KR3-770	RUBBER, GEAR CHANGE PEDAL ...	1	1	1	1	1		
3	28293-333-000	CLIP, KICK STARTER ARM .....	1	1	1	1	1		
4	28300-KYA-600	ARM ASSY., KICK STARTER .....	1	1	1	1	1		
5	28333-KK0-000	SPRING, KICK STARTER .....	1	1	1	1	1		
6	35350-KVX-701	SWITCH ASSY., RR. STOP .....	1	1	1	1	1		
7	35357-KVX-600	SPRING, STOP SWITCH .....	1	1	1	1	1		
8	35358-KVX-600	ROD, STOP SWITCH .....	1	1	1	1	1		
9	43451-KYA-600	ROD COMP., RR. BRAKE .....	1	1	1	1	1		
10	46500-KVX-600	PEDAL COMP., BRAKE .....	1	1	1	1	1		
11	46510-KSP-900	SPRING SET, BRAKE PEDAL .....	1	1	1	1	1		
12	46525-KVX-600	DUST SEAL, 17X20X2.5 .....	2	2	2	2	2		
13	90505-KRM-860	WASHER, 15.5X22 .....	1	1	1	1	1		
14	92101-06020-0A	BOLT, HEX., 6X20 .....	1	1	1	1	1		
15	94001-06000-0S	NUT, HEX., 6MM .....	1	1	1	1	1		
16	94101-05000	WASHER, PLAIN, 5MM .....	1	1	1	1	1		
17	94201-20150	PIN, SPLIT, 2.0X15 .....	1	1	1	1	1		
18	95011-51000	RUBBER A, KICK STARTER .....	1	1	1	1	1		
19	95014-73100	SPRING A, BRAKE ROD .....	1	1	1	1	1		
20	95015-32001	JOINT B, BRAKE ARM .....	1	1	1	1	1		
21	95015-42000	NUT B, BRAKE ROD ADJUSTING ..	1	1	1	1	1		
22	95701-06020-00	BOLT, FLANGE, 6X20 .....	1	1	1	1	1		
23	95701-08035-00	BOLT, FLANGE, 8X35 .....	1	1	1	1	1		
24	96211-08000	BALL, STEEL, #8(1/4) .....	1	1	1	1	1		





KYA3F3100A

Ref. No.	L.O.N.	(Relative ref. Number) Description	F.R.T.
2	4101C6	BAR, MAIN STEP :RIGHT .....	0.1
5	4101C5	BAR, MAIN STEP :LEFT .....	0.1
	4101J1	BAR, MAIN STEP :BOTH .....	0.2
6	4101D3	RUBBER, STEP :LEFT .....	0.1
	4101D4	RUBBER, STEP :RIGHT .....	0.1
	4101L8	RUBBER, STEP :BOTH .....	0.2
12	(11)		
	4101C8	BAR, PILLION STEP :RIGHT .....	0.1
13	(11)		
	4101C7	BAR, PILLION STEP :LEFT .....	0.1
	4101P4	BAR, PILLION STEP :BOTH .....	0.2

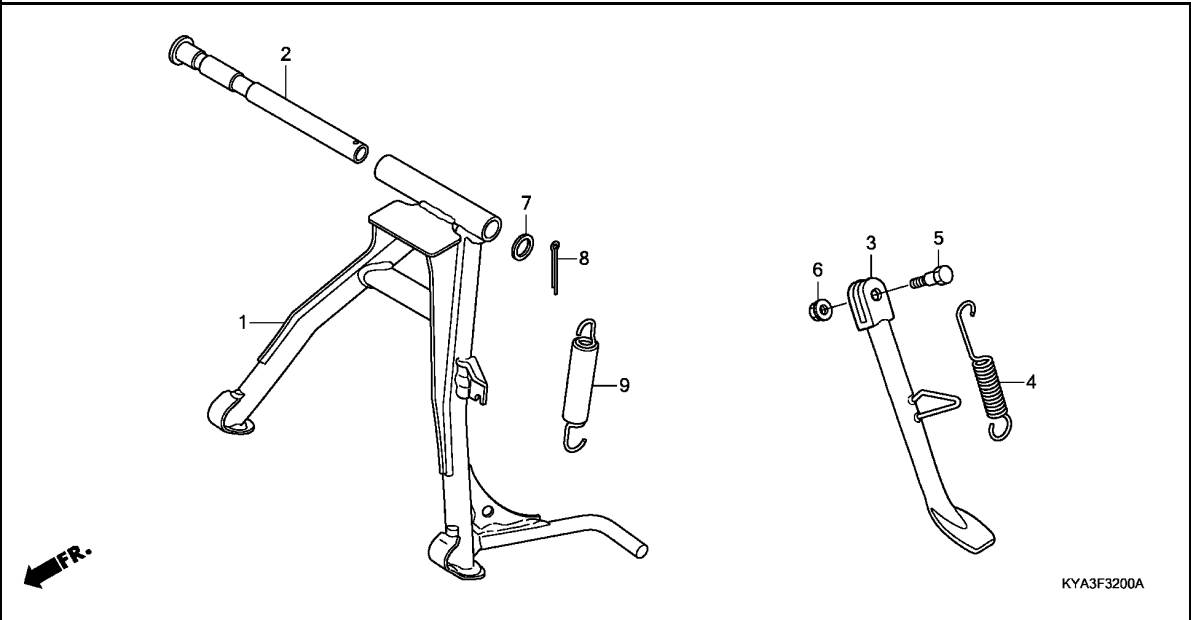
3

Ref. No.	Part No.	Description	Reqd. QTY					Serial No.	Parts catalogue code
			GL150						
			1WH	1WH	3WH	4WH	5WH		
			C	D	D	D	D		
1	50603-KEJ-900	PIN, MAIN STEP BAR JOINT .....	2	2	2	2	2		
2	50612-KVX-600	BAR, R. MAIN STEP .....	1	1	1	1	1		
3	50614-KE8-000	PLATE, MAIN STEP SIDE .....	2	2	2	2	2		
4	50619-KGH-900	PLATE, MAIN STEP LOWER .....	2	2	2	2	2		
5	50643-KVX-600	BAR, L. MAIN STEP .....	1	1	1	1	1		
6	50661-KW7-900	RUBBER, MAIN STEP .....	2	2	2	2	2		
7	92101-06012-0A	BOLT, HEX., 6X12 .....	2	2	2	2	2		
8	94102-08000	WASHER, PLAIN, 8MM .....	2	2	2	2	2		
9	94201-20150	PIN, SPLIT, 2.0X15 .....	2	2	2	2	2		
10	50616-KYA-700	PLATE, MAIN STEP SIDE .....	-	-	2	2	2		
11	50710-KE8-000	RUBBER, PILLION STEP .....	-	-	2	2	2		
12	50711-KYA-700	BAR, R. PILLION STEP .....	-	-	1	1	1		
13	50712-KYA-700	BAR, L. PILLION STEP .....	-	-	1	1	1		
14	94101-06000	WASHER, PLAIN, 6MM .....	-	-	2	2	2		
15	94201-16150	PIN, SPLIT, 1.6X15 .....	-	-	2	2	2		
16	95015-81000	PIN A, PILLION STEP .....	-	-	2	2	2		

F-32

STAND

G13

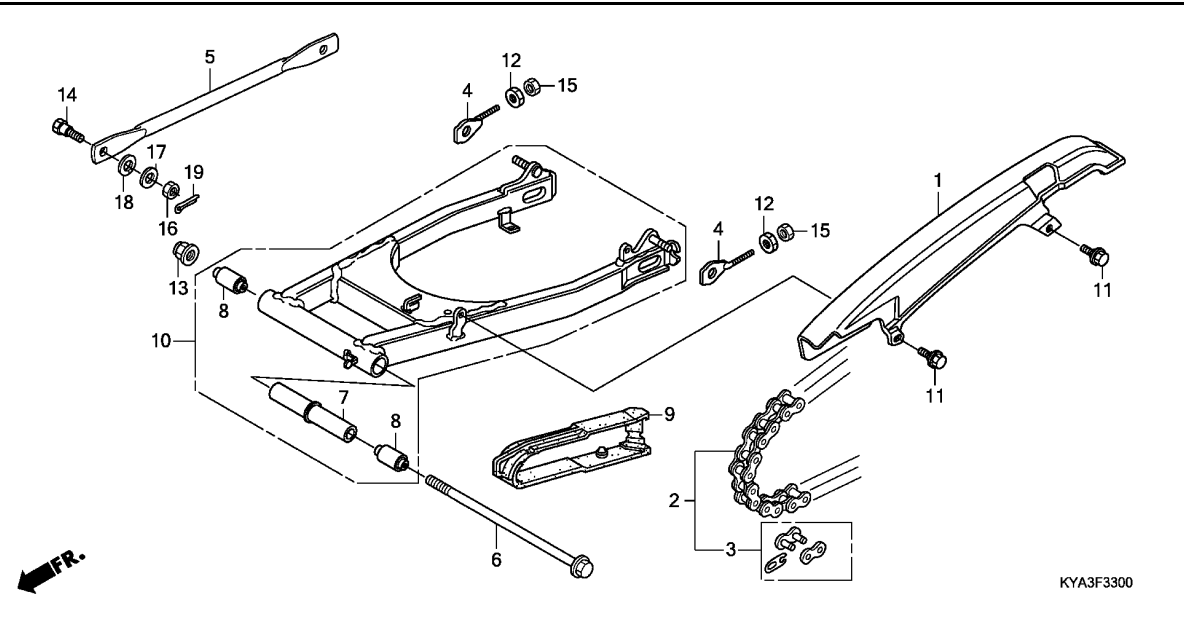


Ref. No.	L.O.N.	(Relative ref. Number) Description	F.R.T.
1		(2)	
410175		STAND, MAIN .....	0.4
3	410180	BAR, SIDE STAND .....	0.2
4	410182	SPRING, SIDE STAND .....	0.1
9	410176	SPRING, MAIN STAND .....	0.2

Ref. No.	Part No.	Description	Reqd. QTY					Serial No.	Parts catalogue code
			1WH C	1WH D	3WH D	4WH D	5WH D		
1	50500-KYA-600	STAND COMP., MAIN .....	1	1	1	1	1		
2	50526-KVX-600	SHAFT, MAIN STAND PIVOT .....	1	1	1	1	1		
3	50530-KYA-800	BAR COMP., SIDE STAND .....	1	1	1	1	1		
4	50531-KVX-600	SPRING, SIDE STAND .....	1	1	1	1	1		
5	90109-KCW-870	SCREW, SIDE STAND PIVOT .....	1	1	1	1	1		
6	90304-VM0-770	NUT, U, 10MM .....	1	1	1	1	1		
7	90521-028-000	WASHER, 17X22 .....	1	1	1	1	1		
8	94201-30250	PIN, SPLIT, 3.0X25 .....	1	1	1	1	1		
9	50505-KPN-A00	SPRING ASSY., MAIN STAND .....	1	1	1	1	1		

3

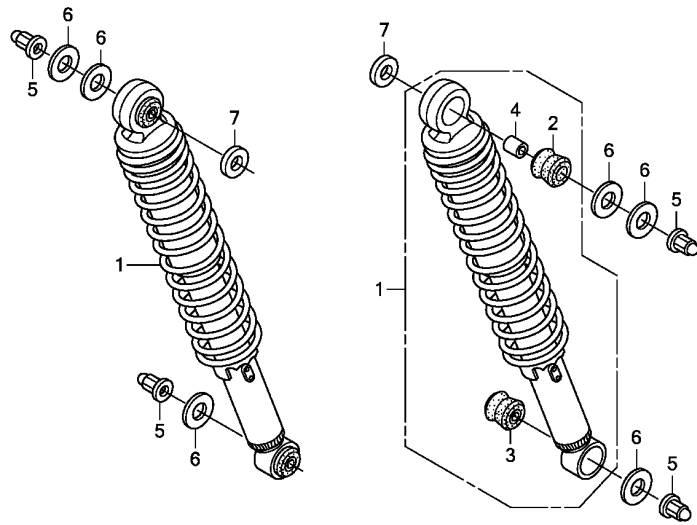




Ref. No.	L.O.N.	(Relative ref. Number) Description	F.R.T.
1	410195	CASE, DRIVE CHAIN .....	0.1
2	213165	CHAIN, DRIVE .....	0.2
5	7111H2	ARM, REAR BRAKE STOPPER .....	0.2
8	5121B3	BUSH, SWINGARM PIVOT .....	1.1
.NOTE: Same time for two units			
9	4101E5	SLIDER, CHAIN .....	0.2
10	5121B0	SWINGARM ASSEMBLY .....	0.8



Ref. No.	Part No.	Description	Reqd. QTY					Serial No.	Parts catalogue code
			GL150						
			1WH	1WH	3WH	4WH	5WH		
			C	D	D	D	D		
1	40510-KYA-600	CASE, DRIVE CHAIN .....	1	1	1	1	1		
2	40530-KVX-600	CHAIN, DRIVE(428H-120L) .....	1	1	1	1	1		
	40530-KYA-601	CHAIN, DRIVE(KMC428HDF-120L) .....	1	1	1	1	1		
3	40531-KTT-901	JOINT, DRIVE CHAIN .....	1	1	1	1	1		
	40531-KWK-B01	JOINT, DRIVE CHAIN(KMC) .....	1	1	1	1	1		
4	40543-KYA-B00	ADJUSTER COMP., CHAIN .....	2	2	-	-	-		
	40543-KYA-600	ADJUSTER, CHAIN .....	-	-	2	2	2		
5	43431-KVX-600	ARM, RR. BRAKE STOPPER .....	1	1	1	1	1		
6	52101-KVX-600	BOLT, SWINGARM PIVOT .....	1	1	1	1	1		
7	52141-KVX-600	COLLAR COMP., SWINGARM PIVOT .....	1	1	1	1	1		
8	52147-KW7-900	BUSH, SWINGARM PIVOT RUBBER .....	2	2	2	2	2		
9	52170-KYA-600	SLIDER, CHAIN .....	1	1	1	1	1		
10	52200-KYA-600ZA	SWINGARM SUB ASSY., RR.							
	*NH1*	.....BLACK	1	1	1	1	1		
11	90119-KTT-900	BOLT, FLANGE, 6MM .....	2	2	2	2	2		
12	90302-KBP-900	NUT, SPECIAL, 6MM .....	2	2	2	2	2		
13	90306-KYA-601	NUT, FLANGE, 12MM(PT) .....	1	1	1	1	1		
14	92812-20000	BOLT A, BRAKE STOPPER ARM .....	1	1	1	1	1		
15	94001-06000-0S	NUT, HEX., 6MM .....	2	2	2	2	2		
16	94001-08000-0S	NUT, HEX., 8MM .....	1	1	1	1	1		
17	94101-08000	WASHER, PLAIN, 8MM .....	1	1	1	1	1		
18	94111-10000	WASHER, SPRING, 10MM .....	1	1	1	1	1		
19	94201-20150	PIN, SPLIT, 2.0X15 .....	1	1	1	1	1		



KYA3F3400

Ref. No.	L.O.N.	(Relative ref. Number) Description	F.R.T.
1	5121B6	CUSHION ASSY., REAR :LEFT	0.3
	5121B7	CUSHION ASSY., REAR :RIGHT	0.3
	5121B8	CUSHION ASSY., REAR :BOTH	0.4

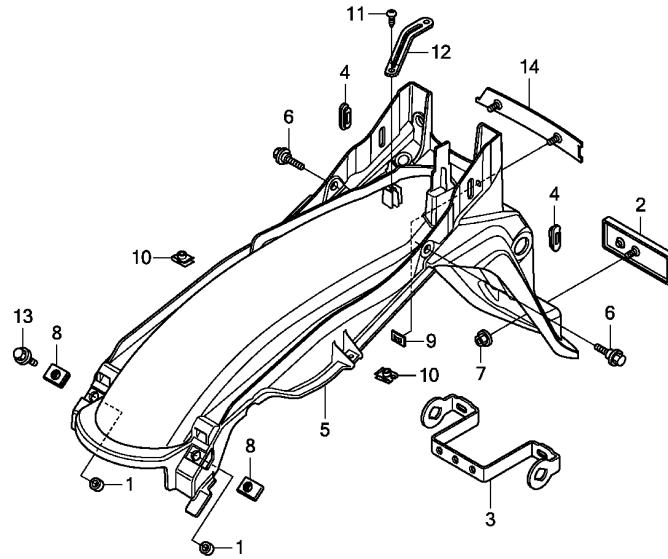
Ref. No.	Part No.	Description	Reqd. QTY					Serial No.	Parts catalogue code
			1WH C	1WH D	3WH D	4WH D	5WH D		
1	52400-KYA-B00	CUSHION ASSY., RR.	2	2	-	-	-		
	52400-KYA-600	.....	-	-	2	2	2		
2	52485-KVX-600	BUSH, RUBBER UPPER	2	2	2	2	2		
3	52486-KYA-600	BUSH, RUBBER UNDER	2	2	2	2	2		
4	52487-KYA-600	COLLAR, RUBBER BUSH UPPER	2	2	2	2	2		
5	90301-KVX-600	NUT, FLANGE CAP, 10MM	4	4	4	4	4		
6	90502-KVX-600	WASHER, PLAIN, 10MM	6	6	6	6	6		
7	94102-12000	WASHER, PLAIN, 12MM	2	2	2	2	2		



F-35

REAR FENDER

G16

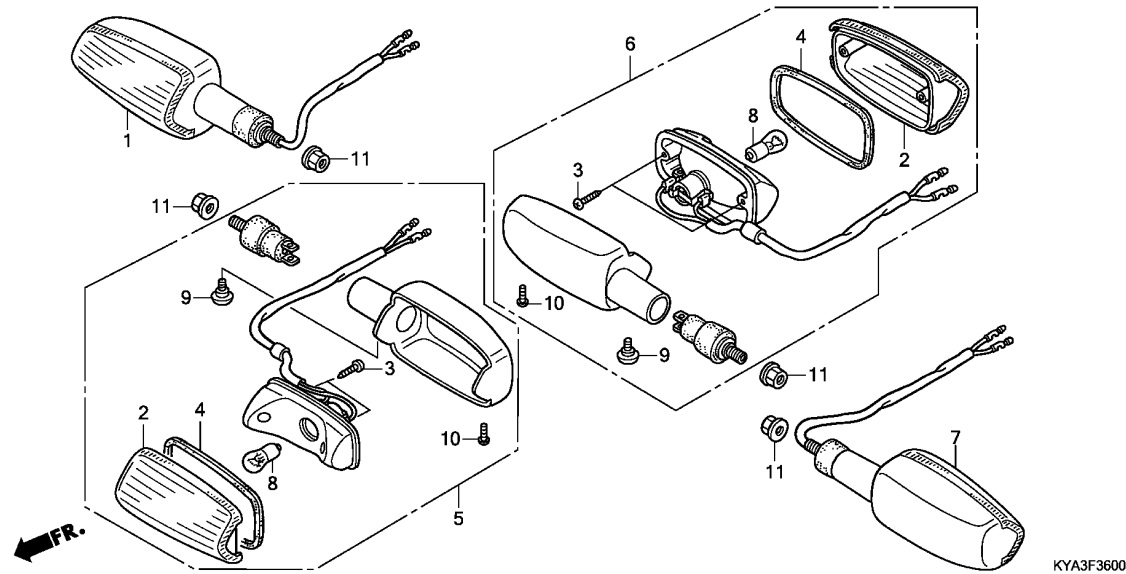


KYA3F3500A

Ref. No.	L.O.N.	(Relative ref. Number) Description	F.R.T.
5	413102	FENDER, REAR .....	0.4
	4131W8	FENDER, REAR(A) .....	0.5
.NOTE: Double seat type			

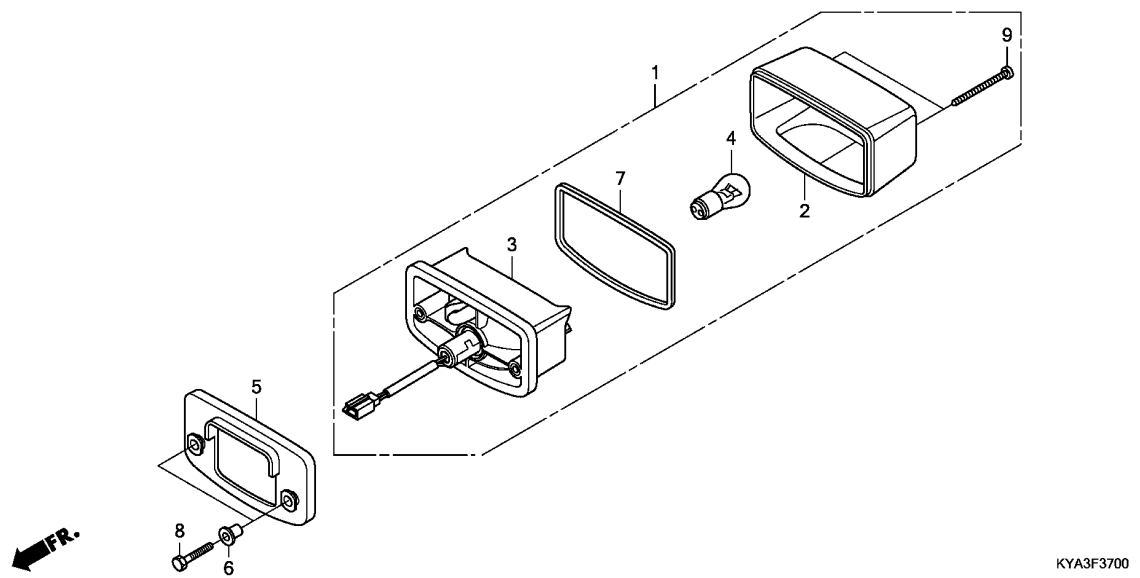
3

Ref. No.	Part No.	Description	Reqd. QTY					Serial No.	Parts catalogue code
			1WH C	1WH D	3WH D	4WH D	5WH D		
1	17223-KVX-600	COLLAR, AIR CLEANER .....	2	2	2	2	2		
2	33742-GFM-901	REFLECTOR, REFLEX .....	1	1	1	1	1		
3	50186-KYA-B00	STAY, RR. WINKER .....	1	1	1	1	1		
4	77211-KYA-B00	GROMMET, RR. COWL .....	2	2	2	2	2		
5	80100-KYA-B00	FENDER, RR. ....	1	1	-	-	-		
	80100-KYA-B40	.....	-	-	1	1	1		
6	90111-162-000	BOLT, FLANGE, 6MM .....	2	2	2	2	2		
7	90301-GGC-900	NUT, SPECIAL, 5MM .....	1	1	1	1	1		
8	90311-KSH-900	NUT, CLIP, 6MM .....	2	2	2	2	2		
9	90315-KRF-S01	NUT, SPEED, 3MM .....	2	2	2	2	2		
10	90677-KSP-900	NUT, CLIP, 5MM .....	2	2	2	2	2		
11	93903-34220	SCREW, TAPPING, 4X10 .....	1	1	1	1	1		
12	94591-49000	CLIP, 4X90 .....	1	1	1	1	1		
13	95701-06016-08	BOLT, FLANGE, 6X16 .....	2	2	2	2	2		
14	61326-KPN-901	EMBLEM, FR.(HONDA) .....	1	1	1	1	1		



Ref. No.	L.O.N.	(Relative ref. Number) Description	F.R.T.
1	6161C4	WINKER :RIGHT FRONT .....	0.2
5	6161C3	WINKER :LEFT FRONT .....	0.2
	6161C5	WINKER :BOTH FRONT .....	0.3
6	6161C7	WINKER :RIGHT REAR .....	0.3
	6161H0	WINKER(A) :RIGHT REAR .....	0.5
		.NOTE: Double seat type	
7	6161C6	WINKER :LEFT REAR .....	0.3
	6161G9	WINKER(A) :LEFT REAR .....	0.5
		.NOTE: Double seat type	
	6161C8	WINKER :BOTH REAR .....	0.4
	6161H1	WINKER(A) :BOTH REAR .....	0.5
		.NOTE: Double seat type	
8		(2,4)	
	616133	BULB, WINKER :FRONT .....	0.1
		.NOTE: Same time for two units	
	616139	BULB, WINKER :REAR .....	0.1
		.NOTE: Same time for two units	
	6161G0	BULB, WINKER :FOR 1 VEHICLE ..	0.2

Ref. No.	Part No.	Description	Reqd. QTY					Serial No.	Parts catalogue code
			GL150						
			1WH C	1WH D	3WH D	4WH D	5WH D		
1	33400-KYA-B01	WINKER ASSY., R. FR.(12V 10W)	1	1	1	1	1		
2	33402-KPN-J01	LENS, WINKER .....	4	4	4	4	4		
3	33409-KVX-600	SCREW, TAPPING, 2.9X13 .....	8	8	8	8	8		
4	33410-KTJ-870	SEAL, RUBBER .....	4	4	4	4	4		
5	33450-KYA-B01	WINKER ASSY., L. FR.(12V 10W)	1	1	1	1	1		
6	33600-KYA-B01	WINKER ASSY., R. RR.(12V 10W)	1	1	1	1	1		
7	33650-KYA-B01	WINKER ASSY., L. RR.(12V 10W)	1	1	1	1	1		
8	34907-GCC-H00	BULB(12V 10W)(AMBER) .....	4	4	4	4	4		
9	90380-MB2-000	SCREW, SPECIAL, 6X8 .....	4	4	4	4	4		
10	93500-04012-1G	SCREW, PAN, 4X12 .....	4	4	4	4	4		
11	94050-10000	NUT, FLANGE, 10MM .....	4	4	4	4	4		



Ref. No.	L.O.N.	(Relative ref. Number) Description	F.R.T.
1	(5)	TAILLIGHT UNIT .....	0.4
3	6161E2	BASE, TAILLIGHT .....	0.4
4	(2,7)	BULB, TAILLIGHT .....	0.1

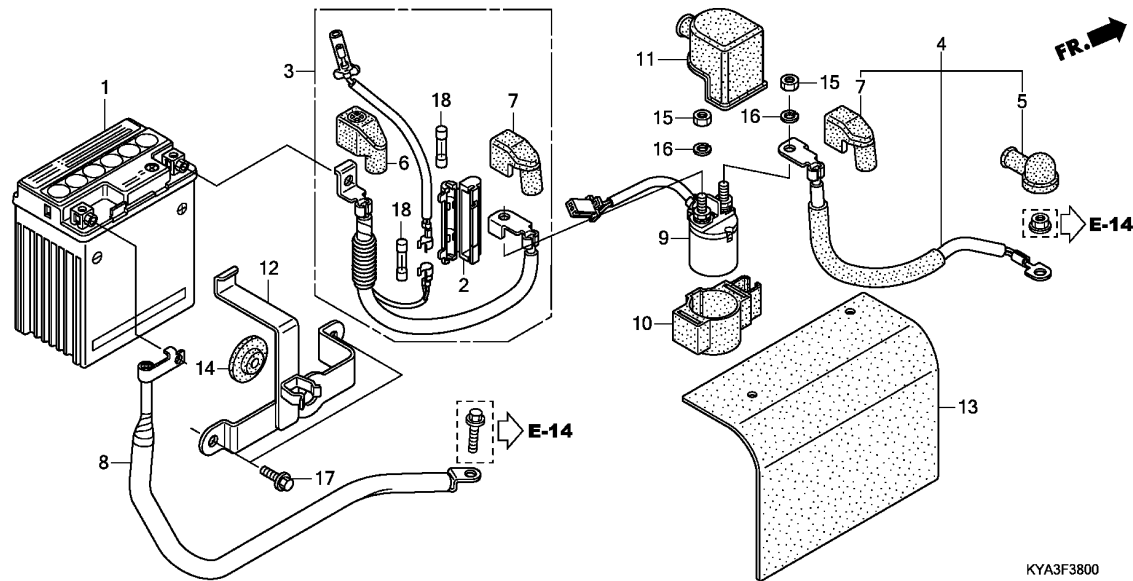
3

Ref. No.	Part No.	Description	Reqd. QTY					Serial No.	Parts catalogue code
			1WH C	1WH D	GL150 3WH D	4WH D	5WH D		
1	33700-KYA-B01	TAILLIGHT ASSY.(12V 21/5W) ..	1	1	1	1	1		
2	33702-KYA-B01	LENS COMP., TAILLIGHT .....	1	1	1	1	1		
3	33704-KYA-B01	TAILLIGHT UNIT .....	1	1	1	1	1		
4	34906-447-711	BULB, TAIL & STOP LIGHT (12V 21/5W) (STANLEY)	1	1	1	1	1		
5	80121-KYA-B00	PACKING, TAILLIGHT .....	1	1	1	1	1		
6	80122-KYA-B00	COLLAR, TAILLIGHT PACKING ...	2	2	2	2	2		
7	90352-KYA-B00	PACKING, LENS .....	1	1	1	1	1		
8	92101-05025-0A	BOLT, HEX., 5X25 .....	2	2	2	2	2		
9	93901-44580	SCREW, TAPPING, 4X20 .....	2	2	2	2	2		

# F-38

# BATTERY

**H 3**

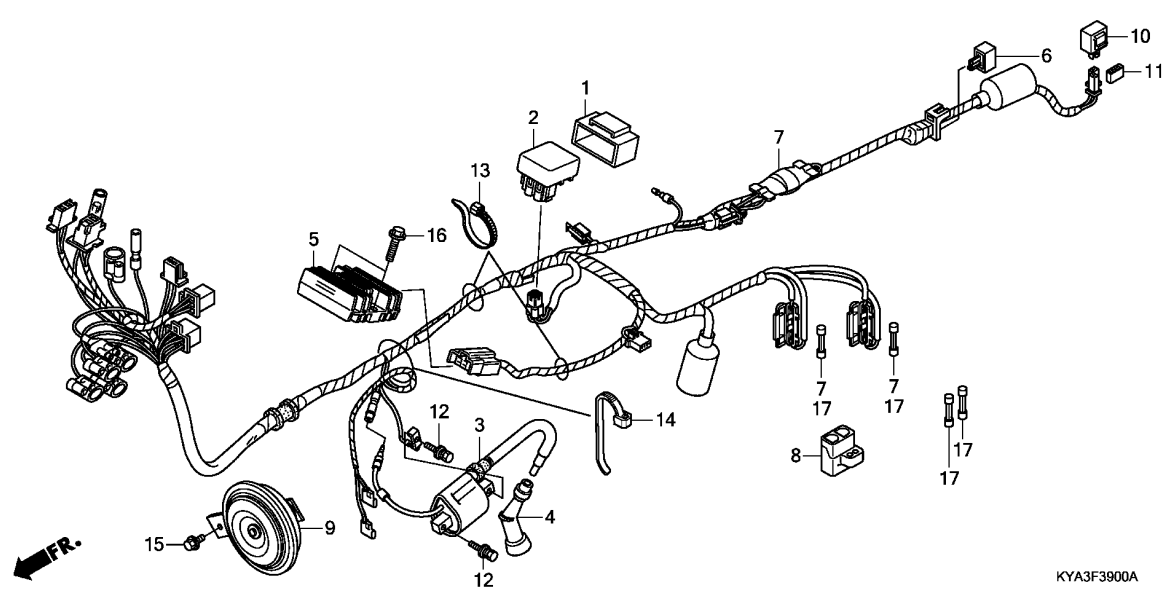


Ref. No.	L.O.N.	(Relative ref. Number) Description	F.R.T.
1	610100	BATTERY .....	0.2
3	610105	CABLE, POSITIVE BATTERY .....	0.2
4	612115	CABLE, STARTER MOTOR .....	0.2
8	610110	CABLE, NEGATIVE BATTERY .....	0.2
9	615113	SWITCH, STARTER MAGNETIC .....	0.2

KYA3F3800

Ref. No.	Part No.	Description	Reqd. QTY					Serial No.	Parts catalogue code
			1WH C	1WH D	3WH D	4WH D	5WH D		
1	31500-KYA-B01	BATTERY ASSY. (YTX7L-BS) (GS YUASA)	1	1	1	1	1		
2	32127-KVJ-911	CASE, FUSE(20A) .....	1	1	1	1	1		
3	32401-KVX-700	CABLE, STARTER MAGNETIC							
4	32410-KVX-600	CABLE, STARTER MOTOR .....	1	1	1	1	1		
5	32411-253-000	COVER, STARTER MOTOR TERMINAL	1	1	1	1	1		
6	32416-KGF-900	COVER, BATTERY TERMINAL .....	1	1	1	1	1		
7	32416-KM3-300	COVER, MAGNETIC SWITCH							
8	32601-KVX-700	CABLE, BATTERY EARTH .....	2	2	2	2	2		
9	35850-KVX-701	SWITCH ASSY., STARTER MAGNETIC	1	1	1	1	1		
10	35856-KVX-601	RUBBER, SHOCK (MAGNETIC) .....	1	1	1	1	1		
11	35857-KVX-601	RUBBER B, SHOCK .....	1	1	1	1	1		
12	50380-KVX-600	BAND, BATTERY .....	1	1	1	1	1		
13	50383-KVX-600	GUARD, BATTERY .....	1	1	1	1	1		
14	83618-323-000	RUBBER, BATTERY BOX .....	1	1	1	1	1		
15	94002-06080-0S	NUT, HEX., 6MM .....	2	2	2	2	2		
16	94111-06800	WASHER, SPRING, 6MM .....	2	2	2	2	2		
17	95701-06014-08	BOLT, FLANGE, 6X14 .....	2	2	2	2	2		
18	98200-22000	FUSE B(20A) .....	2	2	2	2	2		

**3**



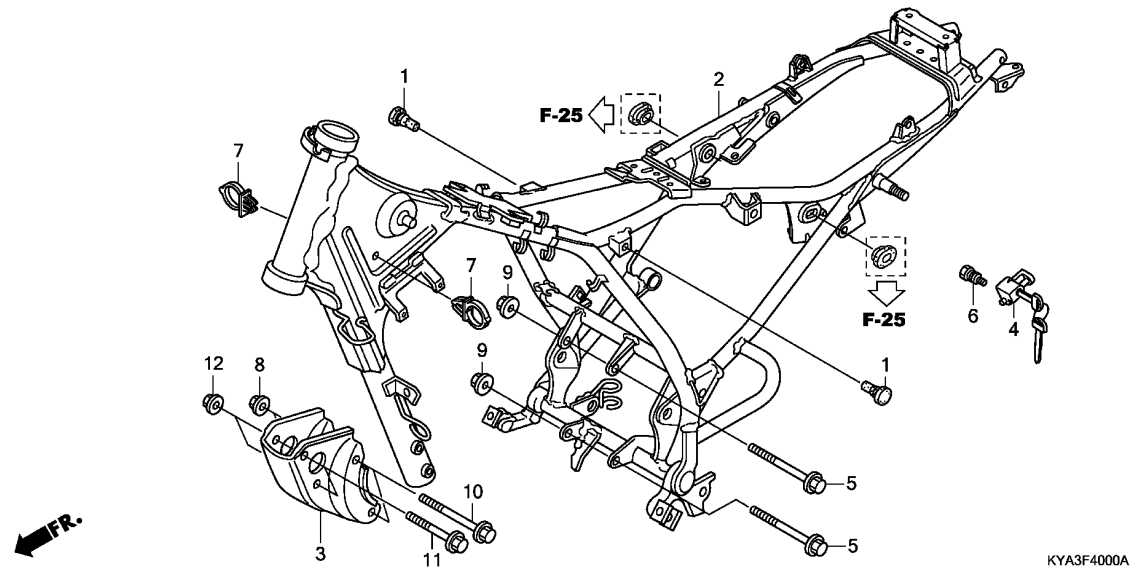
Ref. No.	L.O.N.	(Relative ref. Number) Description	F.R.T.
2	6141A1	IGNITION CONTROL MODULE .....	0.4
3	614105	COIL, IGNITION .....	0.3
5	6131B2	RECTIFIER, REGULATE .....	0.4
6	6131B3	RECTIFIER, SILICON .....	0.2
7	611100	HARNESS, WIRE .....	0.9
9	616169	HORN .....	0.1
10	6111C3	RELAY, WINKER .....	0.3
	6111N4	RELAY, WINKER(A) .....	0.5

.NOTE: Double seat type

KYA3F3900A

3

Ref. No.	Part No.	Description	Reqd. QTY					Serial No.	Parts catalogue code
			GL150						
			1WH	1WH	3WH	4WH	5WH		
			C	D	D	D	D		
1	30401-KYA-601	CUSHION, C.D.I. UNIT .....	1	1	1	1	1		
2	30410-KYA-701	C.D.I. UNIT(DC) .....	1	1	1	1	1		
3	30500-KVX-701	COIL ASSY., IGNITION .....	1	1	-	-	-		
	30500-KYA-B40	.....	-	-	1	1	1		
4	30700-KVX-601	CAP ASSY., NOISE SUPPRESSOR ..	1	1	1	1	1		
5	31600-KYA-601	RECTIFIER ASSY., REGULATE ...	1	1	1	1	1		
6	31700-KVX-701	RECTIFIER ASSY., SILICON .....	1	1	1	1	1		
7	32100-KYA-B00	HARNESS, WIRE .....	1	1	-	-	-		
	32100-KYA-B40	.....	-	-	1	1	1		
8	32106-KTT-900	SUSPENSION, FUSE .....	1	1	1	1	1		
9	38100-KVX-601	HORN ASSY. ....	1	1	1	1	1		
10	38301-KVX-601	RELAY COMP., WINKER .....	1	1	1	1	1		
11	38306-KYA-600	SUSPENSION, WINKER RELAY .....	1	1	1	1	1		
12	90189-MG3-000	BOLT-WASHER, 5X20 .....	2	2	2	2	2		
13	90652-KYA-601	BAND, WIRE .....	2	2	2	2	2		
14	90679-GFM-971	BAND, SUCTION HOSE .....	1	1	1	1	1		
15	95701-06010-00	BOLT, FLANGE, 6X10 .....	1	1	1	1	1		
16	95701-06020-00	BOLT, FLANGE, 6X20 .....	2	2	2	2	2		
17	98200-21000	FUSE B(10A) .....	4	4	4	4	4		

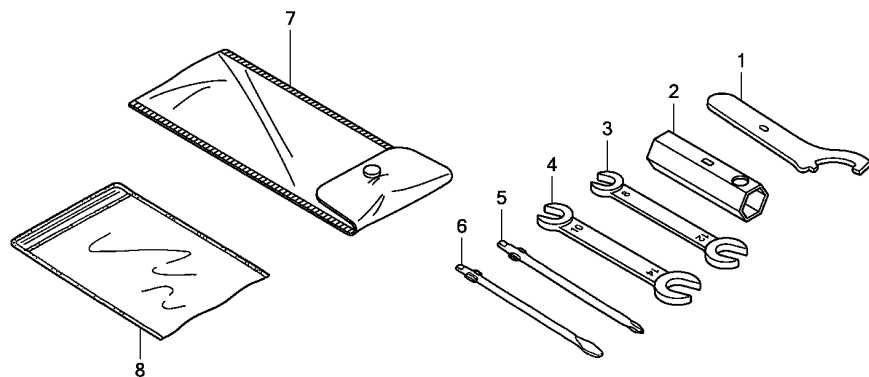


Ref. No.	L.O.N.	(Relative ref. Number) Description	F.R.T.
2	410100	BODY, FRAME ..... .INCLUDES: Engine removal and installation	5.5
3	4101N0	PLATE, FRONT ENGINE HANGER ...	0.2
4	410197	LOCK, HELMET .....	0.2

Ref. No.	Part No.	Description	Reqd. QTY					Serial No.	Parts catalogue code
			1WH C	1WH D	3WH D	4WH D	5WH D		
1	17513-KVX-600	RUBBER, FUEL TANK STOPPER ...	2	2	2	2	2		
2	50100-KYA-B01	BODY COMP., FRAME .....	1	1	-	-	-		
	50100-KYA-B40	.....	-	-	1	1	1		
3	50351-KYA-B00	PLATE, FR. ENGINE HANGER ...	1	1	-	-	-		
	50351-KYA-600	.....	-	-	1	1	1		
4	50710-KVX-601	HOLDER ASSY., HELMET .....	1	1	1	1	1		
5	90019-399-010	BOLT, FLANGE, 10X110 .....	2	2	2	2	2		
6	90107-449-000	BOLT, HELMET HOLDER SETTING .	1	1	1	1	1		
7	90659-KYA-601	CLIP, HARNESS .....	2	2	2	2	2		
8	94050-08000	NUT, FLANGE, 8MM .....	2	2	2	2	2		
9	94050-10000	NUT, FLANGE, 10MM .....	2	2	2	2	2		
10	95801-08085-00	BOLT, FLANGE, 8X85 .....	2	2	2	2	2		
11	95801-10070-00	BOLT, FLANGE, 10X70 .....	2	2	-	-	-		
	95801-08065-00	BOLT, FLANGE, 8X65 .....	-	-	2	2	2		
12	94050-10000	NUT, FLANGE, 10MM .....	2	2	-	-	-		
	94050-08000	NUT, FLANGE, 8MM .....	-	-	2	2	2		







KYA3F4900A

Ref. L.O.N. (Relative ref. Number) F.R.T.  
No. Description

NO INFORMATION .....

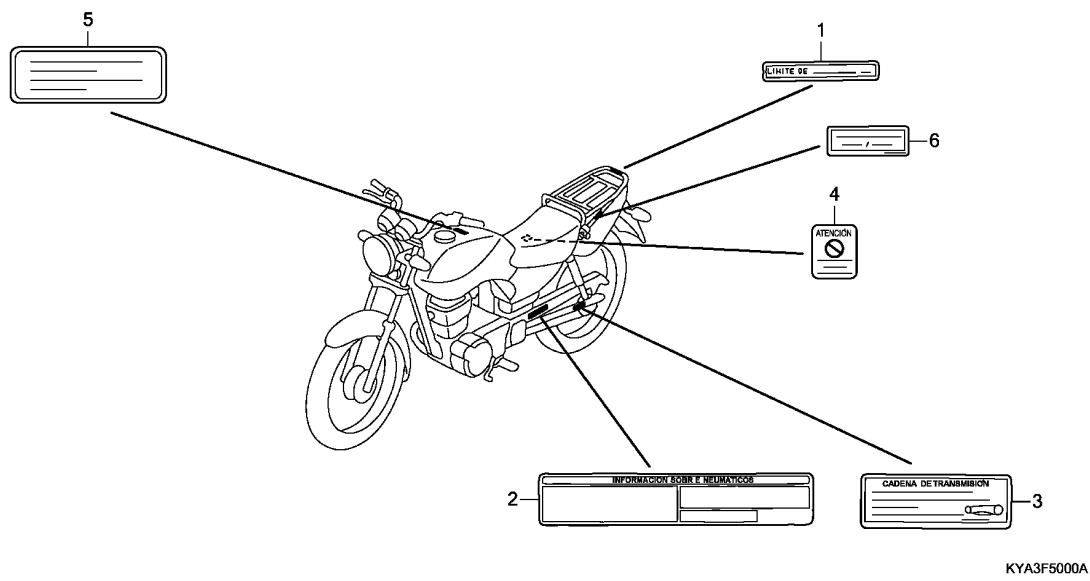
3

Ref. No.	Part No.	Description	Reqd. QTY					Serial No.	Parts catalogue code
			1WH C	1WH D	3WH D	4WH D	5WH D		
1	89215-KSH-900	SPANNER, PIN .....	(1)	(1)	(1)	(1)	(1)		
2	89216-KRM-860	WRENCH, SPARK PLUG .....	1	1	1	1	1		
3	99001-08120	SPANNER, 8X12 .....	1	1	1	1	1		
4	99001-10140	SPANNER, 10X14 .....	1	1	1	1	1		
5	99003-10000	DRIVER 1, PLUS SCREW(NO.2) ..	1	1	1	1	1		
6	99003-30000	DRIVER 3, MINUS SCREW(NO.2) -	1	1	1	1	1		
7	99008-01600	BAG, TOOL, 160MM .....	1	1	1	1	1		
8	77251-GFM-970	BAG, SERVICE BOOK .....	1	1	1	1	1		

F-50

CAUTION LABEL

H 7



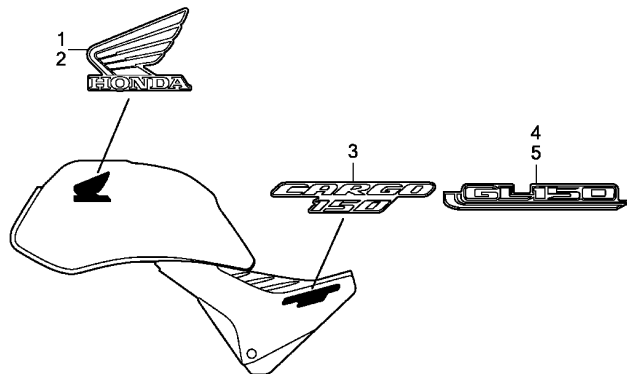
Ref. L.O.N. (Relative ref. Number) F.R.T.  
No. Description

NO INFORMATION .....

KYA3F5000A

Ref. No.	Part No.	Description	Reqd. QTY					Serial No.	Parts catalogue code
			1WH C	1WH D	3WH D	4WH D	5WH D		
1	81218-KYA-B00	LABEL, CARGO LIMIT(20KG) (SPANISH)	1	1	-	-	-		
2	87505-KYA-B00	LABEL, TIRE (SPANISH) .....	1	1	-	-	-		
	87505-KYA-B40	.....	-	-	1	1	1		
3	87507-KYA-B00	LABEL, DRIVE CHAIN (SPANISH) -	1	1	1	1	1		
4	87509-KWS-840	LABEL, AIR CLEANER ELEMENT NOTICE (SPANISH)	1	1	1	1	1		
5	87560-MAK-690	LABEL, DRIVE (SPANISH) .....	1	1	1	1	1		
6	81220-KRF-E20	LABEL, RR. CARRIER (SPANISH) -	-	-	1	1	1		

3



KYA3F5100A

Ref. (Relative ref. Number)  
No. L.O.N. Description F.R.T.

NO INFORMATION .....

Ref. No.	Part No.	Description	Reqd. QTY					Serial No.	Parts catalogue code
			1WH C	1WH D	3WH D	4WH D	5WH D		
1	86171-KYA-B00ZA	MARK, R. WING(110MM)							
		*TYPE2*	1	1	-	-	-		
	86171-KYA-B00ZB	*TYPE1*	1	1	-	-	-		
	86201-KYA-B40ZA	*TYPE3*	-	-	1	1	1		
	86201-KYA-B40ZB	*TYPE2*	-	-	1	1	1		
	86201-KYA-B40ZC	*TYPE1*	-	-	1	1	1		
2	86172-KYA-B00ZA	MARK, L. WING(110MM)							
		*TYPE2*	1	1	-	-	-		
	86172-KYA-B00ZB	*TYPE1*	1	1	-	-	-		
	86202-KYA-B40ZA	*TYPE3*	-	-	1	1	1		
	86202-KYA-B40ZB	*TYPE2*	-	-	1	1	1		
	86202-KYA-B40ZC	*TYPE1*	-	-	1	1	1		
3	86831-KYA-B00ZA	MARK(CARGO 150)							
		*TYPE1*	2	2	-	-	-		
4	86831-KYA-B40ZA	MARK, R. SIDE COVER							
		*TYPE3*	-	-	1	1	1		
	86831-KYA-B40ZB	*TYPE2*	-	-	1	1	1		
	86831-KYA-B40ZC	*TYPE1*	-	-	1	1	1		
5	86832-KYA-B40ZA	MARK, L. SIDE COVER							
		*TYPE3*	-	-	1	1	1		
	86832-KYA-B40ZB	*TYPE2*	-	-	1	1	1		
	86832-KYA-B40ZC	*TYPE1*	-	-	1	1	1		

# PART NO. INDEX

Part Number	Address	Page	Ref.	Part Number	Address	Page	Ref.	Part Number	Address	Page	Ref.	Part Number	Address	Page	Ref.
06000				13105-KTT-900 D15 42 3				16119-KVX-601 E4 47 14				19000			
06410-KSP-900 G2 66 1				13111-KYA-600 D15 42 4				16140-KVC-901 E4 47 15				28000			
06430-KRF-B60 F14 62 1				13112-KRM-840 D15 42 5				16155-KFR-701 E4 47 16				28110-KTT-901 D9 36 1			
06430-KRF-B70 F14 62 1				13412-KTE-910 D15 42 6				16163-KRP-981 E4 47 17				28120-KYA-901 D9 36 2			
06430-KRF-B80 F14 62 1				14000				16165-KVX-601 E4 47 18				28128-KVC-900 D9 36 3			
06430-KRF-B90 F14 62 1				14100-KTT-900 D4 31 2				16165-KYA-B01 E4 47 18				28131-KTT-900 D9 36 4			
06451-KSY-901 F13 61 1				14321-KRM-840 D5 32 1				16173-KEJ-900 G5 69 1				28132-KN6-930 D9 36 5			
06455-KYA-621 F13 61 2				14401-KVJ-911 D5 32 2				16180-KGF-911 E4 47 19				28133-KRM-850 D9 36 6			
11000				14401-KYA-701 D5 32 2				16196-KYA-B01 E4 47 20				28211-KVS-600 E3 46 2			
11100-KVX-600 D14 41 1				14401-KYA-701 D5 32 2				16197-KYA-B01 E4 47 21				28212-KVS-600 E3 46 3			
11108-KTT-900 D14 41 2				14430-KTT-900 D4 31 3				16210-KYA-B00 D2 29 9				28215-KWK-900 E3 46 4			
11200-KVX-600 D14 41 3				14430-KYA-700 D4 31 3				16217-KVC-900 D2 29 10				28221-KRM-840 E3 46 5			
11215-KRM-840 D14 41 4				14451-KTT-900 D4 31 4				16423-KGH-901 E5 48 22				28223-KRM-840 E3 46 6			
11216-KRM-840 D14 41 5				14510-KRM-842 D5 32 3				16950-KYA-B00 G5 69 2				28231-KWK-900 E3 46 7			
11217-KRM-840 D14 41 6				14515-KRM-840 D5 32 4				16952-KYA-B00 G5 69 3				28251-KWG-600 E3 46 8			
11330-KYA-600 D7 34 1				14520-KTT-900 D5 32 5				16953-KYA-B00 G5 69 4				28261-KRM-840 E3 46 9			
11341-KVX-700 D10 37 1				14560-KSP-910 D5 32 6				16958-KEJ-900 G5 69 5				28282-KRM-840 E3 46 10			
11360-KVX-600 D10 37 2				14610-KSP-910 D5 32 7				16959-KEJ-900 G5 69 6				28293-333-000 G11 75 3			
11365-KSP-910 D10 37 3				14711-KSP-910 D4 31 5				17000				28300-KYA-600 G11 75 4			
11393-KWK-900 D7 34 2				14721-KTT-900 D4 31 6				17211-KVX-600 G9 73 1				28333-KK0-000 G11 75 5			
11395-KWK-900 D10 37 4				14751-KSP-910 D4 31 7				17212-KVX-600 G9 73 2				30000			
12000				14761-KSP-910 D4 31 8				17214-KVX-600 G9 73 3				30401-KYA-601 H4 84 1			
12100-KYA-600 D6 33 1				14771-KSP-910 D4 31 9				17219-KYA-600 G9 73 4				30410-KYA-701 H4 84 2			
12191-KWK-900 D6 33 2				14777-KGH-900 D4 31 10				17223-KVX-600 G9 73 5				30500-KVX-701 H4 84 3			
12195-KTE-910 D2 29 1				14781-MA6-000 D4 31 11				17225-KVX-600 G9 73 6				30500-KYA-B40 H4 84 3			
12200-KYA-B00 D2 29 2				15000				17227-KVX-700 G9 73 7				30700-KVX-601 H4 84 4			
12205-KSP-305 D2 29 3				15100-KTT-900 D13 40 1				17227-KYA-B00 G9 73 8				31000			
12209-GB4-682 D4 31 1				15130-KTT-900 D13 40 2				17245-KYA-B00 G9 73 9				31110-KYA-701 D11 38 1			
12210-KVX-600 D2 29 5				15331-KTT-900 D13 40 3				17253-KYA-600 G9 73 10				31120-KYA-701 D11 38 2			
12212-KRM-840 D2 29 6				15332-KTT-900 D13 40 4				17371-KVX-600 G9 73 11				31200-KTT-900 D12 39 1			
12213-KTT-900 D2 29 7				15421-KSP-910 D13 40 5				17500-KYA-B00ZA G5 69 7				31201-KPH-W00 D12 39 2			
12251-KSP-910 D2 29 8				15430-KSP-910 D13 40 6				17500-KYA-B00ZB G5 69 7				31205-KPH-W00 D12 39 3			
12252-KYA-600 D2 29 8				15436-KRM-840 D13 40 7				17500-KYA-B40ZA G5 69 7				31500-KYA-B01 H3 83 1			
12311-KYA-B00 D1 28 1				15441-KCS-650 D13 40 8				17500-KYA-B40ZB G5 69 7				31600-KYA-601 H4 84 5			
12391-KRM-840 D1 28 2				15446-107-000 D13 40 9				17500-KYA-B40ZC G5 69 7				31700-KVX-701 H4 84 6			
12396-KRM-840 D1 28 3				15459-KWK-900 D13 40 10				17508-KVX-600 G5 69 8				31916-KRM-841 D2 29 11			
13000				15651-KTT-900 D7 34 3				17509-KVX-600 G5 69 9				31917-KPH-901 D2 29 11			
13000-KYA-600 D15 42 1				16000				17513-KVX-600 H5 85 1				31926-KRM-841 D2 29 11			
13011-KRM-305 D15 42 2				16010-KSP-911 E4 47 1				17611-286-000 G5 69 10				31926-KTT-890 D2 29 11			
13021-KRM-305 D15 42 2				16012-KYA-B02 E4 47 2				17620-KVX-601 G5 69 11				32000			
13031-KRM-305 D15 42 2				16012-KYA-B02 E4 47 2				17681-KVX-600 G5 69 12				32100-KYA-B00 H4 84 7			
13041-KRM-305 D15 42 2				16013-KRC-921 E4 47 3				17910-KYA-700 F5 53 1				32100-KYA-B40 H4 84 7			
13051-KRM-305 D15 42 2				16015-KVX-601 E4 47 4				17950-KYA-600 F5 53 2				32106-KTT-900 H4 84 8			
13101-KTT-900 D15 42 3				16016-KYA-B01 E4 47 5				18000				32111-KVX-600 D11 38 3			
13102-KTT-900 D15 42 3				16028-KPP-901 E4 47 6				18291-MN5-650 G10 74 1				32127-KVJ-911 H3 83 2			
13103-KTT-900 D15 42 3				16037-KPP-861 E4 47 7				18293-MN0-000 G10 74 2				32161-404-000 F5 53 4			
13104-KTT-900 D15 42 3				16046-KVC-901 E4 47 8				18310-KYA-B00 G10 74 3				32401-KVX-700 H3 83 3			
13105-KTT-900 D15 42 3				16050-KVX-701 E4 47 9				18345-KTJ-900 G10 74 4				32410-KVX-600 H3 83 4			
13106-KTT-900 D15 42 3				16050-KYA-B01 E4 47 9				18355-KYA-600 G10 74 5				32411-253-000 H3 83 5			
13107-KTT-900 D15 42 3				16075-KRP-981 E4 47 10				18421-KVX-600 G10 74 6				32416-KGF-900 H3 83 6			
13108-KTT-900 D15 42 3				16100-KYA-B01 E4 47 11				18422-KTJ-900 G10 74 7				32416-KM3-300 H3 83 7			
13109-KTT-900 D15 42 3				16100-KYA-B72 E4 47 11				18442-KRC-900 G10 74 8				32601-KVX-700 H3 83 8			
13110-KTT-900 D15 42 3				16107-KGF-911 E4 47 12				24211-KTT-900 E2 45 1				32601-KVX-700 H3 83 8			
13111-KTT-900 D15 42 3				16111-KYA-B01 E4 47 13				24212-KVX-600 E2 45 2				24241-KRM-840 E2 45 3			
13112-KTT-900 D15 42 3				16111-KYA-B01 E4 47 13				24242-KRM-840 E2 45 4				24301-KVX-600 E2 45 5			
13113-KTT-900 D15 42 3				16111-KYA-B01 E4 47 13				24312-KTT-900 D14 41 7				24410-KTT-900 E2 45 6			
13114-KTT-900 D15 42 3				16111-KYA-B01 E4 47 13				24430-KRM-B10 E2 45 7				24436-KTT-900 E2 45 8			
13115-KTT-900 D15 42 3				16111-KYA-B01 E4 47 13				24610-KRM-840 E2 45 9				24651-KSP-910 E2 45 10			
13116-KTT-900 D15 42 3				16111-KYA-B01 E4 47 13				24652-KRM-840 E2 45 11				24701-KVX-600 G11 75 1			
13117-KTT-900 D15 42 3				16111-KYA-B01 E4 47 13				24781-KR3-770 G11 75 2				24781-KR3-770 G11 75 2			







# PART NO. INDEX

Part Number	Address	Page	Ref.	Part Number	Address	Page	Ref.	Part Number	Address	Page	Ref.	Part Number	Address	Page	Ref.
92811-10000	G1	65	13	94109-12000	D14	41	15	95701-08035-07	F8	56	21	99101-KTN-1180	E5	48	29
92812-20000	G14	78	14	94111-06800	H3	83	16		F9	57	13	99101-MFE-1200	E5	48	29
92915-10025-OE	G2	66	17	94111-10000	G14	78	18	95701-08035-08	G5	69	17				
	G4	68	14	94201-16150	G12	76	15	95801-06105-00	D3	30	21				
93000				94201-20150	G1	65	15	95801-08016-02	G10	74	15				
					G11	75	17	95801-08065-00	H5	85	11				
93404-06020-00	G6	70	14		G12	76	9	95801-08085-00	H5	85	10				
93500-04008-1H	E5	48	23	94201-30250	G14	78	19	95801-10055-00	G10	74	16				
93500-04012-OH	E5	48	24	94251-08000	D13	40	16	95801-10070-00	H5	85	11				
93500-04012-1G	H1	81	10	94305-30202	G8	72	9	96000							
93500-05012-1H	E5	48	25	94510-14000	E2	45	16								
93500-05020-0G	F5	53	23	94510-16000	E3	46	14	96001-06008-07	F9	57	14				
93500-05028-0G	F5	53	24	94591-21000	G9	73	19	96001-06012-00	D1	28	8				
93500-05035-0G	F6	54	25	94591-49000	G16	80	12		F7	55	22				
93500-05045-0G	F6	54	26					96001-06012-07	F9	57	15				
93700-05012-0A	D13	40	14	95000				96001-06018-00	D14	41	21				
93700-05016-0A	F14	62	13					96001-06022-00	D5	32	12				
	F16	64	16	95002-02080	G5	69	16	96001-06022-07	F6	54	28				
93891-04012-00	F2	50	18	95002-02089	E5	48	27	96001-06030-00	D7	34	12				
93892-05012-18	E5	48	26	95002-02100	E5	48	28		D10	37	10				
93892-05016-07	F1	49	18	95011-51000	G11	75	18	96001-06032-02	F10	58	7				
93901-22080	F2	50	19	95011-61000	G10	74	14	96001-06035-00	D10	37	11				
93901-22320	F2	50	20	95014-21201	F8	56	19	96001-06040-00	D7	34	13				
93901-34120	D13	40	15	95014-73100	G11	75	19	96001-06045-00	D10	37	12				
93901-44580	H2	82	9	95015-32001	F14	62	15	96100-60030-00	D8	35	15				
93903-24220	G9	73	17		G11	75	20	96100-62033-00	E1	44	25				
93903-24320	G6	70	13	95015-42000	F14	62	16	96100-62040-00	E1	44	26				
	G7	71	13		G11	75	21	96140-62010-00	E1	44	27				
93903-25580	G9	73	18	95015-81000	G12	76	16	96140-63010-10	F15	63	11				
93903-34220	G16	80	11	95018-54250	G9	73	20		F16	64	17				
94000				95701-06010-00	H4	84	15	96140-63020-10	G2	66	18				
				95701-06012-00	F8	56	20		G4	68	15				
94001-06000-0S	G11	75	15	95701-06012-07	F1	49	21	96150-60050-10	G2	66	19				
	G14	78	15	95701-06014-00	D3	30	20		G4	68	16				
94001-06080-0S	F2	50	21	95701-06014-08	H3	83	17	96211-08000	G11	75	24				
94001-08000-0S	G1	65	14	95701-06016-00	D5	32	11	96220-30085	E2	45	17				
	G14	78	16		D14	41	16	96600-06016-00	D11	38	6				
94002-06080-0S	H3	83	15	95701-06016-08	E3	46	16	96600-06022-00	D11	38	7				
94050-06000	F6	54	27		G9	73	21	97000							
	F14	62	14	95701-06020-00	G16	80	13								
	G5	69	15		G11	75	22	97170-41158-P0	F15	63	12				
94050-08000	H5	85	8	95701-06022-00	H4	84	16	97226-52157-P0	G2	66	20				
				95701-06025-00	D12	39	8	97492-52156-P0	G3	67	21				
94050-10000	G10	74	11	95701-06025-08	D14	41	17	97606-41158-P0	F15	63	13				
	H1	81	11	95701-06025-0F	F10	58	6	98000							
	H5	85	9	95701-06032-00	F14	62	17								
				95701-06035-00	D13	40	17	98200-21000	H4	84	17				
94101-05000	G11	75	16		G1	65	16	98200-22000	H3	83	18				
94101-06000	G12	76	14	95701-06040-00	D14	41	18	99000							
94101-06700	F1	49	19	95701-06045-00	D14	41	19	99001-08120	H6	86	3				
94101-08000	G14	78	17	95701-06070-00	D14	41	20	99001-10140	H6	86	4				
94102-08000	G12	76	8	95701-08012-07	F3	51	23	99003-10000	H6	86	5				
94102-08700	F1	49	20	95701-08016-00	G7	71	14	99003-30000	H6	86	6				
94102-08800	F2	50	22	95701-08020-00	G6	70	15	99008-01600	H6	86	7				
94102-12000	G15	79	7		G7	71	15								
94103-08800	G10	74	12	95701-08025-00	G6	70	16								
94103-10000	G10	74	13	95701-08025-07	F1	49	22								
				95701-08035-00	G11	75	23								





# PART NAME INDEX

J 2

Part name	Address	Page	Ref.	Part name	Address	Page	Ref.	Part name	Address	Page	Ref.
CABLE COMP., CLUTCH .....	F5	53	3	COLLAR B, RR. AXLE DISTANCE ...	G4	68	7	CUSHION, FR. FUEL TANK .....	G5	69	10
CABLE COMP., FR. BRAKE .....	F5	53	9	COLLAR COMP., SWINGARM PIVOT ..	G14	78	7	CUSHION, FR. TOP COVER .....	G8	72	3
CABLE COMP., THROTTLE .....	F5	53	1	COLLAR, 18.5MM .....	E3	46	3	CYLINDER COMP. ....	D6	33	1
CABLE, BATTERY EARTH .....	H3	83	8	COLLAR, 8X6.5 .....	G6	70	5	CYLINDER SET, MASTER .....	F7	55	12
CABLE, STARTER MAGNETIC					G7	71	2	CYLINDER SUB ASSY., FR. BRAKE			
BATTERY	H3	83	3	COLLAR, AIR CLEANER .....	G9	73	5	MASTER	F7	55	6
CABLE, STARTER MOTOR .....	H3	83	4		G16	80	1	C.D.I. UNIT .....	H4	84	2
CALIPER SUB ASSY., R. FR. ....	F13	61	11	COLLAR, FR. AXLE DISTANCE .....	F15	63	4				
CAMSHAFT COMP. ....	D4	31	2		F16	64	4	[ D ]			
CAM, FR. BRAKE .....	F14	62	7	COLLAR, FR. FENDER MOUNTING ...	F10	58	4	DAMPER SET, WHEEL .....	G2	66	1
CAM, RR. BRAKE .....	G1	65	4	COLLAR, FR. WHEEL SIDE .....	F15	63	3		G4	68	1
CAP ASSY., NOISE SUPPRESSOR ..	H4	84	4		F16	64	3	DIAPHRAGM .....	F7	55	10
CAP COMP., FUEL FILLER .....	G5	69	11	COLLAR, FUEL TANK MOUNT .....	G5	69	9	DISK, CLUTCH FRICTION .....	D8	35	4
CAP, 14MM .....	D10	37	5	COLLAR, HEADLIGHT CASE .....	F1	49	10				
CAP, 32MM .....	D10	37	6	COLLAR, HEADLIGHT SETTING .....	F1	49	12	DISK, FR. BRAKE .....	F16	64	11
CAP, BLEEDER .....	F13	61	4	COLLAR, KICK SPRING .....	E3	46	10	DOWEL PIN, 10X12 .....	D2	29	17
CAP, LOCK NUT .....	F4	52	1	COLLAR, L. RR. WHEEL SIDE .....	G2	66	4		D6	33	4
					G4	68	4	DOWEL PIN, 6X10 .....	D2	29	18
CAP, MASTER CYLINDER .....	F7	55	8	COLLAR, MAIN STAND STOPPER ....	G6	70	3	DOWEL PIN, 8X14 .....	D1	28	7
CAP, OIL FILTER ROTOR .....	D13	40	7	COLLAR, MUFFLER MOUNTING .....	G10	74	7		D7	34	7
CARBURETOR ASSY. ....	E4	47	11						D10	37	7
CARRIER COMP., RR. ....	G6	70	11	COLLAR, RADIATOR MOUNTING .....	G6	70	1		D13	40	13
	G7	71	7	COLLAR, RR. AXLE DISTANCE .....	G2	66	6		D14	41	12
CASE COMP., INNER .....	F2	50	8		G4	68	6	DRIVER 1, PLUS SCREW .....	H6	86	5
CASE COMP., UPPER .....	F2	50	7	COLLAR, RR. PANEL SIDE .....	G1	65	2	DRIVER 3, MINUS SCREW .....	H6	86	6
CASE SUB ASSY., AIR CLEANER ..	G9	73	6	COLLAR, RUBBER BUSH UPPER .....	G15	79	4	DRUM, GEARSHIFT .....	E2	45	5
CASE, DRIVE CHAIN .....	G14	78	1	COLLAR, R. CRANKSHAFT .....	D15	42	6	DUCT, AIR CLEANER .....	G9	73	4
CASE, FUSE .....	H3	83	2	COLLAR, SPRING .....	F11	59	3	DUST SEAL, 17X20X2.5 .....	G11	75	12
CASE, HEADLIGHT .....	F1	49	9	COLLAR, STARTER REDUCTION .....	D9	36	6	DUST SEAL, 31X47X7 .....	G2	66	15
CASE, LOWER .....	F2	50	4	COLLAR, TAILLIGHT PACKING .....	H2	82	6		G4	68	12
CASE, L. BOTTOM .....	F11	59	15	COTTER, VALVE .....	D4	31	11	DUST SEAL, 40X50X5 .....	F16	64	15
CASE, R. BOTTOM .....	F11	59	9	COUNTERSHAFT COMP. ....	D16	43	2	DUST SEAL, BRAKE CAM .....	F14	62	6
CASE, R. UPPER .....	F6	54	29	COVER COMP., L. RR. ....	D10	37	2		G1	65	9
CENTER, CLUTCH .....	D8	35	3	COVER COMP., R. CRANKCASE .....	D7	34	1	DUST SEAL, STEERING HEAD .....	F9	57	4
CHAIN, CAM .....	D5	32	2	COVER SET, L. SIDE .....	G8	72	7				
CHAIN, DRIVE .....	G14	78	2	COVER SET, R. SIDE .....	G8	72	4	[ E ]			
CHAMBER SET, FLOAT .....	E4	47	4	COVER SUB ASSY., AIR CLEANER ..	G9	73	9	ELEMENT COMP., AIR CLEANER ....	G9	73	1
CIRCLIP .....	F7	55	21	COVER, BATTERY TERMINAL .....	H3	83	6	EMBLEM ASSY., FR. ....	F9	57	11
CIRCLIP, EXTERNAL, 14MM .....	E2	45	16	COVER, COMBINATION SWITCH .....	F8	56	5	EMBLEM, FR. ....	G16	80	14
CIRCLIP, EXTERNAL, 16MM .....	E3	46	14	COVER, CYLINDER HEAD .....	D1	28	1	EMBLEM, PRODUCT .....	F2	50	16
CIRCLIP, EXTERNAL, 17MM .....	E3	46	15	COVER, L. CRANKCASE .....	D10	37	1				
CLAMPER A, FR. BRAKE HOSE .....	F7	55	3	COVER, L. HANDLE LEVER .....	F5	53	15	[ F ]			
CLAMPER B, FR. BRAKE HOSE .....	F7	55	4	COVER, MAGNETIC SWITCH				FENDER, FR. ....	F10	58	8
CLAMPER, A.C. GENERATOR CORD ..	D11	38	3					FENDER, RR. ....	G16	80	5
CLAMP, TUBE .....	G9	73	16	COVER, MUFFLER .....	G10	74	5	FILTER, CUP .....	G5	69	6
CLIP, 4X90 .....	G16	80	12	COVER, R. HANDLE LEVER .....	F5	53	13	FLANGE SUB ASSY., RR. DRIVEN ..	G2	66	5
CLIP, HARNESS .....	H5	85	7	COVER, SOCKET .....	F1	49	5		G4	68	5
CLIP, KICK STARTER ARM .....	G11	75	3	COVER, STARTER MOTOR TERMINAL ..	H3	83	5	FLAP, TIRE .....	F15	63	9
CLIP, PISTON PIN, 14MM .....	D15	42	5	COWL, L. RR. SIDE .....	G6	70	19		G2	66	13
CLIP, TUBE .....	E5	48	27		G7	71	10	FLOAT SET .....	E4	47	3
				COWL, RR. CENTER .....	G7	71	11	FLYWHEEL COMP. ....	D11	38	1
	G5	69	16	COWL, R. RR. SIDE .....	G6	70	18	FORK ASSY., L. FR. ....	F11	59	14
	G9	73	15		G7	71	9	FORK ASSY., R. FR. ....	F11	59	1
CLIP, VALVE GUIDE .....	D2	29	7	CRANKCASE COMP., L. ....	D14	41	3	FORK, CENTER GEARSHIFT .....	E2	45	2
CLIP, WIRE, 2X100 .....	G9	73	19	CRANKCASE COMP., R. ....	D14	41	1	FORK, GEARSHIFT .....	E2	45	1
CLUTCH, ONE WAY .....	D9	36	2	CRANKSHAFT COMP. ....	D15	42	1	FUEL UNIT .....	G5	69	13
COCK ASSY., FUEL .....	G5	69	2	CUP SET, FUEL STRAINER .....	G5	69	4				
COIL ASSY., IGNITION .....	H4	84	3	CUSHION ASSY., RR. ....	G15	79	1				
COLLAR B, RR. AXLE DISTANCE ..	G2	66	7	CUSHION, C.D.I. UNIT .....	H4	84	1				

# PART NAME INDEX

J 3

Part name	Address	Page	Ref.	Part name	Address	Page	Ref.	Part name	Address	Page	Ref.
FUSE B .....	H3	83	18	HOLDER, MASTER CYLINDER .....	F5	53	10	MOTOR ASSY., STARTER .....	D12	39	1
	H4	84	17		F7	55	9	MUFFLER COMP., EX. ....	G10	74	3
[ G ]				HOLDER, NEEDLE JET .....	E4	47	18	[ N ]			
GASKET B, HEAD COVER .....	D1	28	3	HORN ASSY. ....	H4	84	9	NEEDLE SET, JET .....	E4	47	2
GASKET SET .....	E4	47	1	HOSE COMP., FR. BRAKE .....	F7	55	2	NUT-WASHER, 6MM .....	D12	39	4
GASKET, BYSTARTER .....	E5	48	22	HUB SUB ASSY., FR. WHEEL .....	F15	63	5				
GASKET, CYLINDER .....	D6	33	2	HUB SUB ASSY., RR. ....	G2	66	8	NUT B, BRAKE ROD ADJUSTING .....	F14	62	16
GASKET, CYLINDER HEAD .....	D2	29	8	[ I ]				G11	75	21	
GASKET, EX. PIPE .....	G10	74	1	INDICATOR, FR. BRAKE .....	F14	62	8	NUT, CLIP, 5MM .....	G16	80	10
GASKET, FLOAT CHAMBER .....	E4	47	17	INDICATOR, RR. BRAKE .....	G1	65	5	NUT, CLIP, 6MM .....	G9	73	14
GASKET, HEAD COVER .....	D1	28	2	[ J ]				G16	80	8	
GASKET, L. COVER .....	D10	37	4	JET, MAIN, #118 .....	E5	48	29	NUT, CYLINDER HEAD .....	D2	29	15
GASKET, OIL FILTER CAP .....	D13	40	10	JET, MAIN, #120 .....	E5	48	29	NUT, EXHAUST PIPE, 8MM .....	G10	74	10
GASKET, R. CRANKCASE COVER .....	D7	34	2	JET, SLOW, #38 .....	E4	47	19	NUT, FIXING .....	F5	53	22
GASKET, TENSIONER LIFTER .....	D5	32	6	JOINT B, BRAKE ARM .....	F14	62	15	NUT, FLANGE CAP, 10MM .....	G15	79	5
GAUGE, OIL LEVEL .....	D7	34	3		G11	75	20	NUT, FLANGE, 10MM .....	G2	66	14
GEAR COMP., OIL PUMP .....	D13	40	2	JOINT, DRIVE CHAIN .....	G14	78	3		G4	64	11
GEAR, COUNTERSHAFT FIFTH .....	D16	43	14	[ K ]				G10	74	11	
GEAR, COUNTERSHAFT FOURTH .....	D16	43	12	KEY SET .....	F8	56	1	H1	81	11	
GEAR, COUNTERSHAFT LOW .....	D16	43	3	KEY, WOODRUFF, 4MM .....	D15	42	8	H5	85	9	
GEAR, COUNTERSHAFT SECOND .....	D16	43	8								
GEAR, COUNTERSHAFT THIRD .....	D16	43	10	KNOB .....	F2	50	10	NUT, FLANGE, 12MM .....	F14	62	11
GEAR, KICK STARTER IDLE .....	E3	46	7	[ L ]				F16	64	13	
GEAR, MAINSHAFT FIFTH .....	D16	43	13	LABEL, AIR CLEANER ELEMENT .....				G14	78	13	
GEAR, MAINSHAFT FOURTH .....	D16	43	11	NOTICE .....	H7	87	4	G11	38	4	
GEAR, MAINSHAFT SECOND .....	D16	43	5	LABEL, CARGO LIMIT .....	H7	87	1	G1	65	11	
GEAR, MAINSHAFT THIRD .....	D16	43	9	LABEL, DRIVE .....	H7	87	5	F6	54	27	
GEAR, PRIMARY DRIVE .....	D15	42	7	LABEL, DRIVE CHAIN .....	H7	87	3	F14	62	14	
GEAR, SPEEDOMETER .....	F14	62	3	LABEL, RR. CARRIER .....	H7	87	6	G1	65	10	
	F16	64	9	LABEL, TIRE .....	H7	87	2	G5	69	15	
GEAR, STARTER DRIVEN .....	D9	36	1	LENS COMP., TAILLIGHT .....	H2	82	2	H5	85	8	
GEAR, STARTER REDUCTION .....	D9	36	4	LENS, WINKER .....	H1	81	2	NUT, FLANGE, 8MM .....	H5	85	8
GRIP COMP., THROTTLE .....	F5	53	11	LEVER COMP., CLUTCH .....	D7	34	4				
GRIP, L. HANDLE .....	F5	53	12	LEVER COMP., L. HANDLE .....	F5	53	18	NUT, HEX., 10MM .....	F4	52	9
GROMMET, HEADLIGHT CASE .....	F1	49	17	LEVER COMP., R. HANDLE .....	F5	53	17				
GROMMET, RR. COWL .....	G16	80	4	LEVER, R. STEERING HANDLE .....	F7	55	13	NUT, HEX., 6MM .....	F2	50	21
GROMMET, SIDE COVER .....	G7	71	8	LIFTER ASSY., TENSIONER .....	D5	32	5	F7	55	19	
	G8	72	5	LOCK, SIDE COVER .....	G8	72	6	G11	75	15	
GUARD, BATTERY .....	H3	83	13	[ M ]				G14	78	15	
GUARD, ELEMENT .....	G9	73	2	MAINSHAFT COMP., TRANSMISSION .....	D16	43	1	H3	83	15	
GUIDE, CAM CHAIN .....	D5	32	7	MARK .....	H8	88	3	NUT, HEX., 8MM .....	G1	65	14
GUIDE, CLUTCH OUTER .....	D8	35	2	MARK, L. SIDE COVER .....	H8	88	5	G14	78	16	
GUIDE, DRIVE CHAIN .....	D10	37	3	MARK, L. WING .....	H8	88	2				
GUIDE, FR. FENDER CABLE .....	F10	58	1	MARK, R. SIDE COVER .....	H8	88	4	NUT, LOCK .....	F4	52	4
GUIDE, FR. FORK .....	F11	59	8	MARK, R. WING .....	H8	88	1	NUT, LOCK, 10MM .....	F4	52	5
GUIDE, IN. VALVE .....	D2	29	4	METER ASSY., COMBINATION .....	F2	50	3	NUT, LOCK, 14MM .....	D13	40	11
GUIDE, VALVE .....	D2	29	3	METER COMP. ....	F2	50	9	NUT, R. HEADLIGHT CASE .....	F1	49	11
[ H ]				MIRROR COMP., L. ....	F4	52	3	NUT, SPECIAL FLANGE, 14MM .....	D8	35	12
HARNES, WIRE .....	H4	84	7	MIRROR COMP., R. ....	F4	52	2	NUT, SPECIAL, 5MM .....	G16	80	7
HEADLIGHT ASSY. ....	F1	49	1	[ O ]				NUT, SPECIAL, 6MM .....	G14	78	12
HEADLIGHT UNIT .....	F1	49	4	OIL SEAL, 12X18X4 .....	D7	34	8	NUT, SPEED, 3MM .....	G16	80	9
HEAD COMP., CYLINDER .....	D2	29	2	OIL SEAL, 14X22X5 .....	D14	41	13	NUT, STEERING STEM .....	F8	56	15
HOLDER A2, HANDLE PIPE UPPER .....	F8	56	19					NUT, TAPPET ADJUSTING .....	D4	31	13
HOLDER ASSY., HELMET .....	H5	85	4					NUT, U, 10MM .....	G13	77	6
HOLDER COMP., CAMSHAFT .....	D2	29	5								

# PART NAME INDEX

J 4

Part name	Address	Page	Ref.	Part name	Address	Page	Ref.	Part name	Address	Page	Ref.
OIL SEAL, 16X28X7 .....	D7	34	9	PLATE COMP., GEARSHIFT DRUM				RUBBER B, HANDLE WEIGHT .....	F8	56	8
OIL SEAL, 20X34X7 .....	D16	43	24	STOPPER	E2	45	6	RUBBER B, SEAT SETTING .....	G6	70	8
OIL SEAL, 21X37X7 .....	F15	63	10	PLATE SET, VALVE .....	E4	47	7		G7	71	5
	F16	64	14	PLATE, BEARING HOLDER .....	D14	41	11	RUBBER B, SHOCK .....	H3	83	11
OIL SEAL, 47X60X7 .....	F14	62	12	PLATE, BEARING PUSH .....	D14	41	6	RUBBER, BATTERY BOX .....	H3	83	14
O-RING .....	D12	39	6	PLATE, CLUTCH .....	D8	35	6	RUBBER, FR. FENDER MOUNTING .....	F10	58	5
				PLATE, CLUTCH LIFTER .....	D8	35	8	RUBBER, FUEL TANK STOPPER .....	H5	85	1
	E4	47	10	PLATE, CLUTCH PRESSURE .....	D8	35	7	RUBBER, GEAR CHANGE PEDAL .....	G11	75	2
	G5	69	1	PLATE, DIAPHRAGM .....	F7	55	11	RUBBER, INSERT .....	D2	29	1
				PLATE, FR. ENGINE HANGER .....	H5	85	3		D6	33	3
O-RING, 10X1.5 .....	F3	51	25	PLATE, KICK STOPPER .....	E3	46	4	RUBBER, MAIN STEP .....	G12	76	6
O-RING, 13.8X2.5 .....	D10	37	8	PLATE, L. BEARING SETTING .....	D14	41	2	RUBBER, METER SETTING .....	F2	50	12
O-RING, 18X3 .....	D7	34	10	PLATE, MAIN STEP LOWER .....	G12	76	4	RUBBER, MOUNTING .....	D1	28	6
O-RING, 19.4X2.3 .....	D14	41	14	PLATE, MAIN STEP SIDE .....	G12	76	3	RUBBER, MUFFLER MOUNTING .....	G10	74	4
O-RING, 1.5X9.5 .....	D5	32	10								
O-RING, 23X2.8 .....	F12	60	21	PLATE, SPRING JOINT .....	F11	59	4	RUBBER, PILLION STEP .....	G12	76	11
O-RING, 31.7X2.4 .....	D10	37	9	PLATE, STOPPER .....	D2	29	6	RUBBER, PROTECTOR .....	G10	74	2
O-RING, 33.5X3 .....	D2	29	19	PLATE, TENSIONER SETTING .....	D5	32	4	RUBBER, RR. CARRIER MOUNTING .....	G6	70	2
O-RING, 39.5X5 .....	G5	69	14	PLATE, WIRE HARNESS GUIDE .....	F9	57	7	RUBBER, RR. COWL .....	G7	71	6
O-RING, 51X2 .....	G2	66	16	PLUG .....	F2	50	11	RUBBER, RR. FUEL TANK MOUNTING .....	G5	69	8
	G4	68	13	PLUG, BEARING PUSH .....	D14	41	4	RUBBER, SEAT CUSHION .....	G6	70	7
OUTER COMP., CLUTCH .....	D8	35	1	PLUG, PIN .....	F13	61	9		G7	71	4
OUTER, STARTING CLUTCH .....	D9	36	3	PLUG, SPARK .....	D2	29	11	RUBBER, SHOCK .....	H3	83	10
				PROTECTOR .....	F7	55	7	RUBBER, SIDE COVER .....	G6	70	17
[ P ]				PUMP ASSY., OIL .....	D13	40	1		G8	72	2
								RUBBER, STOPPER ARM .....	G1	65	8
PACKING, LENS .....	H2	82	7	[ R ]				[ S ]			
PACKING, TAILLIGHT .....	H2	82	5	RACE, STEERING BOTTOM CONE .....	F9	57	3	SCREEN SET, FUEL STRAINER .....	G5	69	3
PAD SET, FR. .....	F13	61	2	RACE, STEERING TOP BALL .....	F9	57	1	SCREEN, OIL FILTER .....	D13	40	5
PANEL COMP., RR. BRAKE .....	G1	65	3	RACE, STEERING TOP CONE .....	F9	57	2	SCREW-WASHER, 3X22 .....	F2	50	14
PANEL SUB COMP., FR. BRAKE .....	F14	62	5	RATCHET, STARTER .....	E3	46	5	SCREW-WASHER, 4X12 .....	F2	50	18
PEDAL COMP., BRAKE .....	G11	75	10	RECEIVER, CLUTCH CABLE .....	D7	34	6		F7	55	16
PEDAL, GEAR CHANGE .....	G11	75	1	RECTIFIER ASSY., REGULATE .....	H4	84	5	SCREW-WASHER, 5X12 .....	E5	48	26
PIECE, OIL LOCK .....	F11	59	10	RECTIFIER ASSY., SILICON .....	H4	84	6	SCREW-WASHER, 5X16 .....	F1	49	18
PINION, KICK STARTER .....	E3	46	2	REFLECTOR, REFLEX .....	G16	80	2	SCREW SET A .....	E4	47	5
PIN A, PILLION STEP .....	G12	76	16	RELAY COMP., WINKER .....	H4	84	10	SCREW SET B .....	E4	47	6
PIN, HANGER .....	F13	61	10	RETAINER, GEAR BOX .....	F16	64	6	SCREW, BLEEDER .....	F13	61	3
PIN, LOCK, 8MM .....	D13	40	16	RETAINER, VALVE SPRING .....	D4	31	9	SCREW, FLAT, 4X12 .....	F7	55	14
PIN, MAIN STEP BAR JOINT .....	G12	76	1	RIM COMP., HEADLIGHT .....	F1	49	2	SCREW, METER VISOR SETTING .....	F9	57	12
PIN, PISTON .....	D15	42	4	RIM, FR. WHEEL .....	F15	63	7	SCREW, OVAL, 5X12 .....	D13	40	14
PIN, SHIFT RETURN SPRING .....	E2	45	11	RIM, RR. WHEEL .....	G2	66	10	SCREW, OVAL, 5X16 .....	F14	62	13
PIN, SPLIT, 1.6X15 .....	G12	76	15	RING SET, PISTON .....	D15	42	2		F16	64	16
PIN, SPLIT, 2.0X15 .....	G1	65	15	RING, BACK UP .....	F11	59	6	SCREW, PAN, 2X6 .....	F2	50	17
	G11	75	17	RING, HANDLE WEIGHT SNAP .....	F8	56	10	SCREW, PAN, 4X12 .....	E5	48	24
	G12	76	9	RING, OIL SEAL STOP .....	F11	59	19		H1	81	10
	G14	78	19	RING, PISTON .....	F11	59	11	SCREW, PAN, 4X8 .....	E5	48	23
PIN, SPLIT, 3.0X25 .....	G13	77	8	ROD COMP., RR. BRAKE .....	G11	75	9	SCREW, PAN, 5X11.5 .....	G6	70	12
PIN, SPRING, 3X10 .....	D7	34	11	ROD, CLUTCH LIFTER .....	D8	35	9		G7	71	16
PIN, SPRING, 3X20 .....	G8	72	9	ROD, STOP SWITCH .....	G11	75	8	SCREW, PAN, 5X12 .....	E5	48	25
PIPE COMP., FR. FORK .....	F11	59	5	ROLLER, 3X8.5 .....	E2	45	17	SCREW, PAN, 5X15.3 .....	G7	71	12
PIPE COMP., IN. .....	D2	29	9	ROTOR, OIL FILTER .....	D13	40	6	SCREW, PAN, 5X20 .....	F5	53	23
PIPE, SEAT .....	F11	59	12	ROTOR, OIL PUMP INNER .....	D13	40	3	SCREW, PAN, 5X28 .....	F5	53	24
PIPE, STEERING HANDLE .....	F8	56	6	ROTOR, OIL PUMP OUTER .....	D13	40	4	SCREW, PAN, 5X35 .....	F6	54	25
PISTON .....	D15	42	3	RUBBER A, HANDLE WEIGHT .....	F8	56	8	SCREW, PAN, 5X45 .....	F6	54	26
	F13	61	5	RUBBER A, KICK STARTER .....	G11	75	18	SCREW, PAN, 6X6 .....	D5	32	8
PISTON COMP., VACUUM .....	E4	47	13	RUBBER A, SEAT SETTING .....	G6	70	6	SCREW, SIDE STAND PIVOT .....	G13	77	5
PIVOT, SHIFT DRUM STOPPER ARM .....	E2	45	13		G7	71	3		G8	72	8
PLATE A2, FIXING .....	D16	43	16	RUBBER A, STAND STOPPER .....	G10	74	14				

# PART NAME INDEX

J 5

Part name	Address	Page	Ref.	Part name	Address	Page	Ref.	Part name	Address	Page	Ref.
SCREW, SPECIAL, 6X8 .....	H1	81	9	SPRING, KICK RETURN .....	E3	46	9	TUBE, FUEL .....	G5	69	12
SCREW, STEERING HANDLE WEIGHT	F8	56	14	SPRING, KICK STARTER .....	G11	75	5	TUBE, TIRE .....	F15	63	1
SCREW, TAPPET ADJUSTING .....	D4	31	12	SPRING, LOCK SETTING .....	G8	72	1		F16	64	1
SCREW, TAPPING, 2.9X13 .....	H1	81	3	SPRING, OIL THROUGH .....	D13	40	9		G2	66	12
SCREW, TAPPING, 3X12 .....	F2	50	20	SPRING, PAD .....	F13	61	6		G4	68	10
SCREW, TAPPING, 3X16 .....	F8	56	18	SPRING, RATCHET .....	E3	46	6	TUBE, VINYL, 11X15X240 .....	G9	73	7
SCREW, TAPPING, 3X6 .....	F2	50	19	SPRING, REBOUND .....	F11	59	7	TUBE, VINYL, 11X15X40 .....	G9	73	8
SCREW, TAPPING, 4X10 .....	G9	73	17	SPRING, SIDE STAND .....	G13	77	4				
	G16	80	11	SPRING, STOP SWITCH .....	G11	75	7	[ V ]			
SCREW, TAPPING, 4X12 .....	G6	70	13	SPRING, UNIT HOLDER .....	F1	49	3	VALVE COMP., FLOAT .....	E4	47	16
	G7	71	13	SPRING, VALVE INNER .....	D4	31	8	VALVE SET, STARTER .....	E4	47	8
SCREW, TAPPING, 4X20 .....	H2	82	9	SPRING, VALVE OUTER .....	D4	31	7	VALVE, EX. ....	D4	31	6
SCREW, TAPPING, 4X8 .....	D13	40	15	SPROCKET COMP., FINAL DRIVEN ..	G2	66	2	VALVE, IN. ....	D4	31	5
SCREW, TAPPING, 4.2X14 .....	F2	50	5		G4	68	2				
SCREW, TAPPING, 5X25 .....	G9	73	18	SPROCKET, CAM .....	D5	32	1	[ W ]			
SEAL SET, FR. FORK .....	F11	59	13	SPROCKET, DRIVE .....	D16	43	15	WASHER B, THRUST, 20MM .....	D16	43	19
SEAL SET, PISTON .....	F13	61	1	STAND COMP., MAIN .....	G13	77	1	WASHER, 14MM .....	E2	45	15
SEAL, AIR CLEANER .....	G9	73	3	STATOR COMP. ....	D11	38	2	WASHER, 14.1X29X2.8 .....	D8	35	14
SEAL, DUST .....	F12	60	20	STAY, FR. EMBLEM .....	F9	57	10		D11	38	5
SEAL, RUBBER .....	H1	81	4	STAY, FR. FENDER .....	F10	58	3	WASHER, 14.2X26X3 .....	D13	40	12
SEAL, VALVE STEM .....	D4	31	1	STAY, HEADLIGHT .....	F1	49	13	WASHER, 15.5X22 .....	G11	75	13
SEAT ASSY., DOUBLE .....	G7	71	1	STAY, RR. WINKER .....	G16	80	3	WASHER, 17X22 .....	G13	77	7
SEAT ASSY., SINGLE .....	G6	70	4	STAY, WIRE .....	E4	47	14	WASHER, 8MM .....	G1	65	12
SEAT, VALVE SPRING .....	D4	31	10	STEM SUB ASSY., STEERING .....	F9	57	8	WASHER, DRAIN PLUG, 12MM .....	D14	41	15
SET RING, 20MM .....	D16	43	22	STOPPER COMP., GEARSHIFT DRUM ..	E2	45	7	WASHER, DRUM STOPPER .....	E2	45	14
SHAFT A, GEARSHIFT FORK .....	E2	45	3	SUSPENSION, FUSE .....	H4	84	8	WASHER, GEAR .....	F16	64	10
SHAFT B, GEARSHIFT FORK .....	E2	45	4	SUSPENSION, WINKER RELAY .....	H4	84	11	WASHER, OIL BOLT .....	F7	55	20
SHAFT, MAIN STAND PIVOT .....	G13	77	2	SWINGARM SUB ASSY., RR. ....	G14	78	10	WASHER, PLAIN, 10MM .....	G10	74	13
SHAFT, REDUCTION GEAR .....	D9	36	5	SWITCH ASSY., CHANGE .....	D14	41	8		G15	79	6
SHAFT, ROCKER ARM .....	D4	31	4	SWITCH ASSY., COMBINATION & LOCK	F8	56	3	WASHER, PLAIN, 12MM .....	D2	29	16
SHOE SET, BRAKE .....	F14	62	1	SWITCH ASSY., FR. STOP .....	F5	53	8		G15	79	7
	G1	65	1		F7	55	1	WASHER, PLAIN, 17MM .....	D8	35	13
SHUTTER SET, KEY .....	F8	56	2	SWITCH ASSY., RR. STOP .....	G11	75	6	WASHER, PLAIN, 5MM .....	G11	75	16
SLIDER, CHAIN .....	G14	78	9	SWITCH ASSY., STARTER MAGNETIC	H3	83	9	WASHER, PLAIN, 6MM .....	F1	49	19
SOCKET COMP. ....	F2	50	13	SWITCH COMP., FR. LEVER .....	F5	53	7		G12	76	14
SOCKET COMP., POSITION LIGHT ..	F1	49	6	SWITCH COMP., LIGHTING & STARTER	F5	53	5	WASHER, PLAIN, 8MM .....	F1	49	20
SPACER, CHANGE SWITCH .....	D14	41	7	SWITCH COMP., STARTER .....	F6	54	30		F2	50	22
SPANNER, 10X14 .....	H6	86	4	SWITCH COMP., WINKER .....	F5	53	6	WASHER, PLAIN, 10MM .....	G10	74	12
SPANNER, 8X12 .....	H6	86	3						G12	76	8
SPANNER, PIN .....	H6	86	1	[ T ]				WASHER, SEALING, 6.2X12X1.2 ...	D1	28	5
SPINDLE COMP., GEARSHIFT .....	E2	45	9	TAILLIGHT ASSY. ....	H2	82	1	WASHER, SPECIAL, 14MM .....	E3	46	12
SPINDLE, KICK STARTER .....	E3	46	8	TAILLIGHT UNIT .....	H2	82	3	WASHER, SPECIAL, 8MM .....	F11	59	18
SPOKE SET .....	G2	66	20	TANK SET, FUEL .....	G5	69	7	WASHER, SPEEDOMETER GEAR .....	F14	62	4
	G3	67	21	TENSIONER ASSY., CAM CHAIN .....	D5	32	3	WASHER, SPLINE, 20MM .....	D16	43	18
SPOKE SET A, 10X159 .....	F15	63	12	THREAD COMP., STEERING HEAD				WASHER, SPRING, 10MM .....	G14	78	18
								WASHER, SPRING, 6MM .....	H3	83	16
SPRING ASSY., MAIN STAND .....	G13	77	9	TOP	F9	57	9	WASHER, STEERING HEAD DUST SEAL	F9	57	6
SPRING A, BRAKE ROD .....	G11	75	19	THROUGH, OIL .....	D13	40	8	WASHER, STEERING STEM .....	F8	56	16
SPRING SET, BRAKE PEDAL .....	G11	75	11	TIRE, FR. ....	F15	63	8	WASHER, THRUST, 12MM .....	D16	43	20
SPRING, BEARING PUSH .....	D14	41	5		F16	64	7	WASHER, THRUST, 16MM .....	E3	46	11
SPRING, BRAKE SHOE .....	F14	62	2	TIRE, RR. ....	G2	66	11	WASHER, THRUST, 17MM .....	D16	43	21
	G1	65	6		G4	68	9		E3	46	13
SPRING, CLUTCH .....	D8	35	10	TOP .....	E4	47	12	WEIGHT B, STEERING HANDLE .....	F8	56	9
SPRING, CLUTCH LEVER .....	D7	34	5	TUBE .....	E4	47	20	WEIGHT, STEERING HANDLE .....	F8	56	7
SPRING, COMPRESSION COIL .....	E4	47	9	TUBE COMP., AIR VENT .....	E4	47	21	WHEEL SUB ASSY., FR. ....	F15	63	6
SPRING, DRUM STOPPER .....	E2	45	8	TUBE, AIR CLEANER CONNECTING ..	G9	73	10				
SPRING, FR. BRAKE ARM RETURN ..	F14	62	10	TUBE, BREATHER .....	G9	73	11				
SPRING, FR. FORK .....	F11	59	2								
SPRING, GEARSHIFT RETURN .....	E2	45	10								

5

# PART NAME INDEX

**J 6**

Part name	Address	Page	Ref.	Part name	Address	Page	Ref.	Part name	Address	Page	Ref.
WHEEL SUB ASSY., FR. ....	F16	64	5								
WHEEL SUB ASSY., RR. ....	G2	66	9								
	G4	68	8								
WINKER ASSY., L. FR. ....	H1	81	5								
WINKER ASSY., L. RR. ....	H1	81	7								
WINKER ASSY., R. FR. ....	H1	81	1								
WINKER ASSY., R. RR. ....	H1	81	6								
WRENCH, SPARK PLUG .....	H6	86	2								



---

**1**

**FOREWORD INDEX**

---

**2**

**ENGINE GROUP**

---

**3**

**FRAME GROUP**

---

**4**

**PART NUMBER INDEX**

---

**5**

**PART NAME INDEX**

---

**HONDA**  
The Power of Dreams





# PARTS CATALOGUE NEWS

Honda Motor Co., Ltd.  
Customer Service Technology Development Division

## PARTS CATALOGUE - CORRECTED

Printed in Japan

CODE NO.	13KYAC02
PARTS CATALOGUE NEWS	GL1501WH/3WH/4WH/5WH GL1501WHC/D GL1503WHD GL1504WHD GL1505WHD
NEWS NO.	001

(CH-KD)KYA

Block No.	Ref. No.	Note	Part No.	Description	Reqd. QTY					Serial No.	Parts catalogue code
					1WH C	1WH D	GL150 3WH D	4WH D	5WH D		
F-39	3	E	30500-KYA-B40	*PARTS NO. DELETION							
		A	30500-KYA-B41	COIL ASSY., IGNITION .....	-	-	1	1	1		

NOTE A:PART NO. CHANGE D:NEWLY PROVIDED E:PART NO.DELETION K:REQUIRED NO. CORRECTION L:APPLICATION SERIAL NO. CORRECTION  
M:PART DESCRIPTION CORRECTION T:APPLICATION CORRECTION Z:REMARKS CHANGE