



NVA110

NVA110G

PARTS CATALOGUE

1

FOREWORD INDEX

1

ENGINE GROUP

2

FRAME GROUP

3

PART NUMBER INDEX

4

PART NAME INDEX

5

Instruction for use of parts catalogue

- **This parts catalogue has been created as of February 10, 2016.**
 - Since this date, the sales practice for repair parts may have been changed or the parts may have been eliminated (listed for those not for sale).
 - The modified information is reflected on the latest Electronic Parts Catalogue (EPC).
Also, refer to the parts catalogue news for any change.
 - See the parts catalogue news for any revision that is made after February 10, 2016.
- **Always specify the part number when ordering a part.**
 - Check the model, type, serial numbers, color, maker, and the size as needed before ordering a part.
 - Note that the illustrations (part drawings) can differ from the actual parts in shape.
They are given just to help you to refer to the parts.
- **When modifications or additions to this parts catalogue are made, a revised edition will be issued at an appropriate time, with successively progressing revision numbers on the cover. We recommend obtaining such revisions in order to keep your parts catalogue up-to-date at all times. To check whether a parts catalogue revision has been issued, please contact your Honda distributor.**

Initial version issue date
February 10, 2016
Honda Motor Co., Ltd.

CONTENTS

	Page	Address No.	
● Instruction for use of parts catalogue	1	B 1	1
● How to refer to the part information	2	B 2	
● Part catalogue structure	3	B 3	
● When the parts were revised.....	5	B 5	
● Abbreviations used in the parts catalogue.....	5	B 5	
● Part block and serial number check	6	B 6	
● Models, parts catalogue codes and applicable serial numbers	7	B 7	
● Color chart.....	8	B 8	
● Fuel hose, general purpose hoses and vinyl hose.....	10	B10	
● FLAT RATE SERVICE TIME.....	14	B14	
● Illustrated index	19	C 3	
● ENGINE GROUP.....	26	D 1	2
● FRAME GROUP.....	48	F 1	3
● PART NO. INDEX.....	82	I 1	4
● PART NAME INDEX.....	85	J 1	5

How to refer to the part information

A Reference with "Illustrated index"

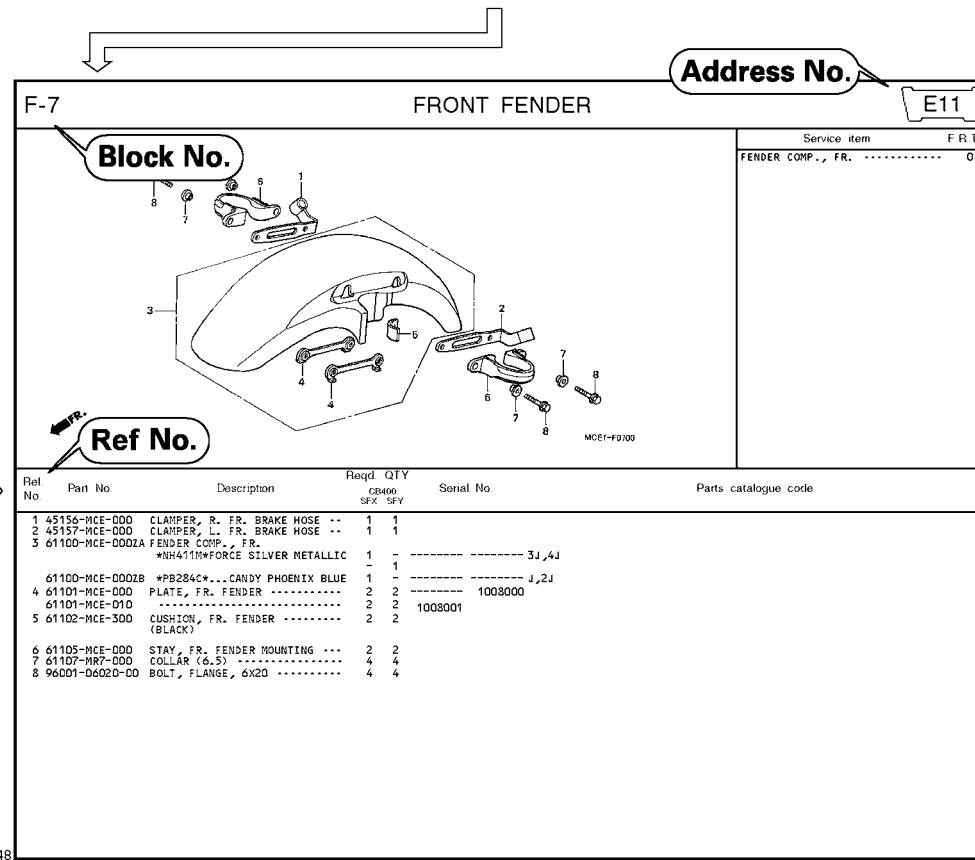


B Reference with "Part number index"

PART NO. INDEX					
Part Number	Address	Page	Rel.	Part Number	Address Page Rel.
04000				13323-MY9-751	C12 28 10 14921
04911-MCE-000	C10	26	1	13324-MY9-751	C12 28 10 14931
				13325-MY9-751	C12 28 10 14932
				13327-MY9-751	C12 28 10 14933
06000				14000	14933
06405-MY9-P00	F13	67	3	14100-MCE-000	B13 13 2 14933
06405-MY9-P10	F13	67	3	14200-MCE-000	B13 13 3 14933
06410-MY9-860	F2	56	1	14321-MCE-000	B16 16 2 14933
06435-MCE-006	F1	55	1	14401-MCE-003	B16 16 3 14933
06451-769-405	E13	51	2	14510-MBE-000	B16 16 4 14941
06451-443-405	F1	55	2	14520-MY9-691	B16 16 5 14944
06451-MA7-405	E13	51	1	14524-MY9-690	B16 16 6 14944
06455-MCE-006	E13	51	3	14546-MCE-000	B16 16 7 14944
				14620-MY9-691	B16 16 8 14944
11000				14711-MCE-000	B13 13 4 14944
11210-MCE-000	C9	25	1	14712-MCE-000	B13 13 5 14944
11330-MCE-305	C2	18	1	14721-MCE-000	B13 13 6 14944
11333-KT8-000	C6	22	1	14722-MCE-000	B13 13 7 14944
11335-MCE-000	C2	18	2	14730-MCE-000	B13 13 8 14944
11360-MCE-000	C7	23	1	14731-MCE-000	B13 13 9 14944
11365-MCE-000	C7	23	2	14731-MY9-751	B13 13 10 14945
11396-MY9-000	C2	18	3	14751-KY2-000	B13 13 11 14945
11631-MCE-000	C5	21	1	14751-MCE-000	B13 13 12 14945
11691-MY9-000	C5	21	2	14761-MCE-000	B13 13 13 14945

C Reference with "Part name index"

PART NAME INDEX					
Part name	Address	Page	Ref.	Part name	Address Page Ref.
[A]				BOLT , CHANG I	
ADJUSTER , CHAIN	F13	67	5	BOLT , CLUTC H	
ARM COMP. , SEA R CHANGE	F10	64	1	BOLT , CONNECT	
ARM , L. MAIN STEP	F11	65	8	BOLT , DISK , 6	
ARM , L. PILLI O STEP	F11	65	12	BOLT , DISK , 8	
ARM , R. MAIN STEP	F11	65	5	BOLT , DRAIN I	
ARM , R. PILLI O STEP	F11	65	11	BOLT , FLANG E	
AUT O DOC K ASSY. , FUEL	F4	58	2	BOLT , FLANG E	
AXLE , FR. WHEEL	E14	52	3	BOLT , FLANG E	
AXLE , RR. WHEEL	F2	56	3	BOLT , FLANG E	
[B]				BOLT , FLANG E	
BAG , AIR PRESSUR E GAUGE	F67	77	4	BOLT , FLANG E	
BAG , SERVICE BOOK	F67	77	1	BOLT , FLANG E	
BAG , TOOL	F67	77	3	BOLT , FLANG E	
BALL , STEEL	F11	65	20	BOLT , FLANG E	
BAND , A , INSULATOR	B11	11	11	BOLT , FLANG E	
BAND , B , INSULATOR	B11	11	12	BOLT , FLANG E	
BAND , AIR CLEANER CONNECTING				BOLT , FLANG E	
BAND , U-LOCK	F8	62	22	BOLT , FLANG E	
BAND , WIRE	F16	70	3	BOLT , FLANG E	
	C10	26	14		
	E5	43	21		
	G4	74	1R		



Page No.

2000.09.01 E

Part catalogue structure

② FRONT FENDER

④ Service Item

① E11

③ F-7

⑤ Ref. No.

⑥ Part No.

⑦ Description

⑧ Regd. QTY

⑨ Serial No.

⑩ Parts catalogue code

Ref. No.	Part No.	Description	Regd. QTY (3D-400 SPX SFY)	Serial No.	Parts catalogue code
1	45156-MCE-000	CLAMPER, R. FR. BRAKE HOSE ..	1 1		
2	45157-MCE-000	CLAMPER, L. FR. BRAKE HOSE ..	1 1		
3	61100-MCE-000ZA	FENDER COMP., FR. *NH411M*FORCE SILVER METALLIC	1 -	----- 3J,4J	
	61100-MCE-000ZB	*PB284C*...CANDY PHOENIX BLUE	- 1	----- J,2J	
4	61101-MCE-000	PLATE, FR. FENDER	2 2	1008000	
	61101-MCE-010	2 2	1008001	
5	61102-MCE-300	CUSHION, FR. FENDER	2 2		
		(BLACK)			

① Address number

- Address No. is provided (in place of the page No.) to help you refer to the part with the part No. or part name.

② Block title **③ Block number**

④ Service item/Flat rate time

⑤ Reference number

- Title number marked with the parenthesis or parentheses indicates that it continues from the previous page.

⑥ Part number **⑦ Honda color code**

⑧ Description

⑨ Assemblies

- Sections framed with broken lines in the exploded view drawings are available as complete assemblies. (Their individual parts can also be obtained.)

⑩ Color description

⑪ Note

- Notes are shown with the parentheses in the part name column.

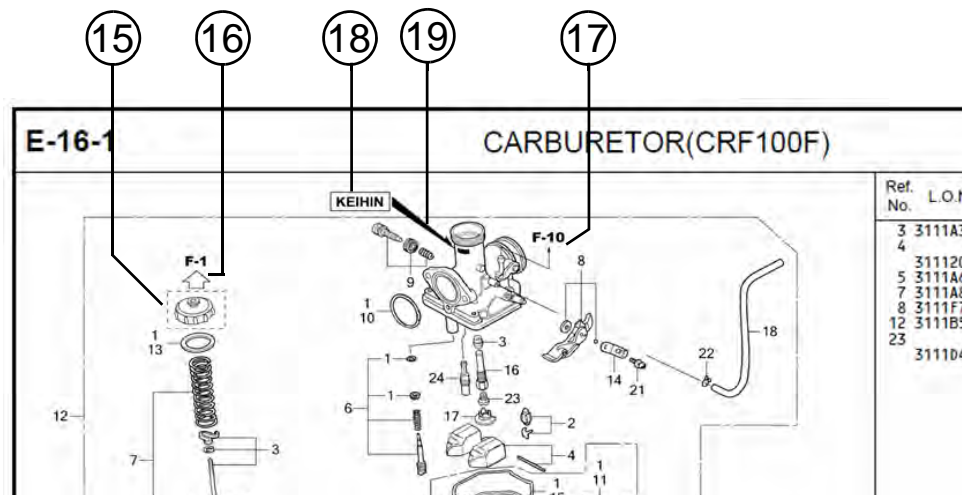
⑫ Required quantity

- Reqd. QTY shown in the parenthesis or parentheses indicates the optional part.
- Reqd. QTY marked with "N" indicates the optional part that should be selected as needed.
- Reqd. QTY indicates the number of the part used in the block.

⑬ Serial number

⑭ Parts catalogue code

- When the parts catalogue code column is blank, it indicates that the part is applicable to all codes.



⑮
 • Parts enclosed within a dotted line are covered in a different block.

⑯
 • A hollow arrow indicates the block No. for the parts enclosed within a dotted line .


⑰
 • A solid arrow indicates the block No. the part in question is connected to.

⑱ **Replacement Identification Information for Designated Part No.**

⑲ **Location of Replacement Identification Information for Designated Part No.**

- If an arrow mark is indicated in 19, the part is incompatible with a different part No.
- Make sure to order the part of the same manufacture, including the component part.
- To make an order, indicate the part No., which includes the symbol displayed on the applicable section of the part to be replaced.

When the parts were revised



Ref. No.	Part No.	Description	Reqd. QTY		Serial No.
			CB400 SFX	SFY	
1	45156-MCE-000	CLAMPER, R. FR. BRAKE HOSE ..	1	1	
2	45157-MCE-000	CLAMPER, L. FR. BRAKE HOSE ..	1	1	
3	61100-MCE-000ZA	FENDER COMP., FR. *NH411M*FORCE SILVER METALLIC	1	-	-----3J,4J
	61100-MCE-000ZB	*PB284C*...CANDY PHOENIX BLUE	1	-	-----J,2J
4	61101-MCE-000	PLATE, FR. FENDER (###).....	2	2	-----1008000
	61101-MCE-010	2	2	-----1008001
5	61102-MCE-300	CUSHION, FR. FENDER (BLACK)	2	2	
6	61105-MCE-000	STAY, FR. FENDER MOUNTING ...	2	2	
7	61107-MR7-000	COLLAR (6,5)	4	4	
8	96001-06020-00	BOLT, FLANGE, 6X20	4	4	

The number has been used from the initial model without revision.

When shown at the left side, it is applicable to the models of No.1008001 and the subsequent numbers.

When shown at the right side, it is applicable to the models up to No.1008000.

The parts listed with "###" at the end of the parts name have limited supply period (parts not for sale).

Abbreviations used in the parts catalogue

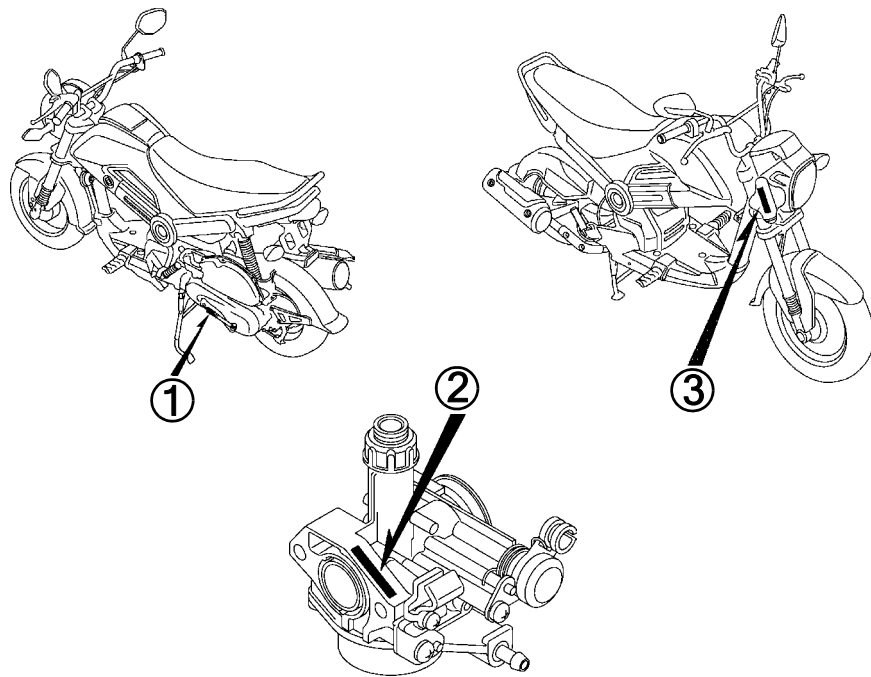
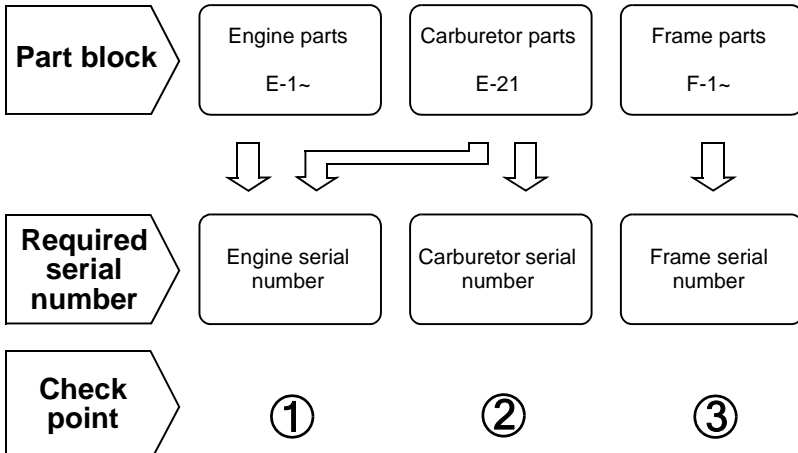


* "L." or "R." in the description of a part stands for the LEFT hand side or the RIGHT hand side. Determine the left or right as if you were in the motorcycle seat.

The following abbreviations are used in this parts catalogue.

- A Ampere
- ABS Anti-lock brake system
- A.C. Alternating current
- A.M. Attaching mark
- ASSY. Assembly
- C.D.I. Capacitive discharge ignition
- COMP. ... Complete
- D.C. Direct current
- EX. Exhaust
- FR. Front
- G Gram
- HEX. Hexagonal
- IN. Inlet
- KPH Kilometers per hour
- L.Left
- L (100L) .Link (100 Links)
- L.E.D.Light emitted diode
- MMMillimeter
- MPHMiles per hour
- R.Right
- RR.Rear
- STD.Standard
- T (22T) ...Tooth (22 Teeth)
- TCSTraction control system
- T.M.Transcript mark
- VVolt
- WWatt
- WLWith labelling
- WOLWithout labelling

Part block and serial number check



Models, parts catalogue codes and applicable serial numbers

Models, parts catalogue codes and applicable serial Nos. given in this parts catalogue can be identified as follows.

Parts with parts catalogue codes are exclusive for models destined for countries designated.

If no area codes are listed, parts are for common use.

Model	Parts catalogue code	Type	Applicable engine serial No.	Applicable frame serial No.	Applicable carburetor serial No.
NVA110G	2ID	India	JF65E-7-0000001~	ME4JF651MF7000001~	PB5TH A
	ID				

* Of carburetor/throttle body identification numbers, only the portions underlined in the example below are used for registration.

PB5TH A KC ア

Color chart

- When ordering a colored part, refer to the chart below and use a part number consisting of the relevant basic part number to which has been added a part color code.

NVA110 (NVA110G)

No.	MODEL		NVA110G							
	COLOR		Hopper green R	Black	Shasta white	Moroccan blue R	Applicable model		Applicable block No.	Ref. No.
	CODE		GY-152R	NH-1	NH-138	PB-400R	Initial applicable model	Final applicable model		
	Name of colored parts	Basic part No.	GY152	NH1	NH138	PB400				
1	COVER SET, L. SIDE	83600-K74-N00	ZE	ZD	ZB	ZF			F-15	10
2	COVER SET, METER	61305-K74-N00	ZA	ZA	ZA	ZA			F-12	3
3	COVER SET, R. SIDE	83500-K74-N00	ZE	ZD	ZB	ZF			F-15	8
4	COVER, HEADLIGHT	61300-K74-N00	ZA	ZA	ZA	ZA			F-12	2
5	COVER, L. SIDE LOWER	83620-K74-N00	ZA	ZA	ZA	ZA			F-15	11
6	COVER, R. SIDE LOWER	83520-K74-N00	ZA	ZA	ZA	ZA			F-15	9
7	COWL SET, RR. LOWER	83800-K74-N00	ZA	ZA	ZA	ZA			F-15-10	5
8	FLOOR SET	64300-K74-N00	ZA	ZA	ZA	ZA			F-14	3
9	MARK	86831-K74-N00	ZA	ZB	ZA	ZC			F-48	5
10	MARK, HET	86833-K55-600	ZA	ZA	ZA	ZA			F-48	6
11	MARK, HONDA	86101-K74-N00	ZA	ZA	ZA	ZA			F-48	1
12	MARK, HONDA	86102-K74-N00	ZA	ZA	ZA	ZA			F-48	2
13	MARK, L. WING	86202-K74-N00	ZA	ZB	ZA	ZB			F-48	4
14	MARK, R. WING	86201-K74-N00	ZA	ZB	ZA	ZB			F-48	3
15	MIRROR COMP., L.	88220-K38-901	ZC	ZC	ZC	ZC			F-3	3
16	MIRROR COMP., R.	88210-K38-901	ZC	ZC	ZC	ZC			F-3	2

NVA110 (NVA110G)

No.	MODEL		NVA110G						
	COLOR		Patriot red	Citric yellow R	Sparky orange R	Applicable model		Applicable block No.	Ref. No.
	CODE		R-232	Y-226R	YR-340R	Initial applicable model	Final applicable model		
	Name of colored parts	Basic part No.	R232	Y226	YR340				
1	COVER SET, L. SIDE	83600-K74-N00	ZG	ZC	ZA			F-15	10
2	COVER SET, METER	61305-K74-N00	ZA	ZA	ZA			F-12	3
3	COVER SET, R. SIDE	83500-K74-N00	ZG	ZC	ZA			F-15	8
4	COVER, HEADLIGHT	61300-K74-N00	ZA	ZA	ZA			F-12	2
5	COVER, L. SIDE LOWER	83620-K74-N00	ZA	ZA	ZA			F-15	11
6	COVER, R. SIDE LOWER	83520-K74-N00	ZA	ZA	ZA			F-15	9
7	COWL SET, RR. LOWER	83800-K74-N00	ZA	ZA	ZA			F-15-10	5
8	FLOOR SET	64300-K74-N00	ZA	ZA	ZA			F-14	3
9	MARK	86831-K74-N00	ZC	ZA	ZA			F-48	5
10	MARK, HET	86833-K55-600	ZA	ZA	ZA			F-48	6
11	MARK, HONDA	86101-K74-N00	ZA	ZA	ZA			F-48	1
12	MARK, HONDA	86102-K74-N00	ZA	ZA	ZA			F-48	2
13	MARK, L. WING	86202-K74-N00	ZB	ZA	ZA			F-48	4
14	MARK, R. WING	86201-K74-N00	ZB	ZA	ZA			F-48	3
15	MIRROR COMP., L.	88220-K38-901	ZC	ZC	ZC			F-3	3
16	MIRROR COMP., R.	88210-K38-901	ZC	ZC	ZC			F-3	2

Fuel hose, general purpose hoses and vinyl hose

- The standard part fuel hose, general purpose hose and vinyl hose may be substituted by the coiled bulk part.
- When ordering the standard part fuel hose, general purpose hose and vinyl hose use the bulk part number written in the parts catalogue in brackets () underneath the part name, or use the catalogue below.
(The bulk part standard length is 1 m, however, those displayed in the catalogue < > are available in 3 m and 8 m lengths.)
- When exchanging the hose, cut and use at the specified length as mentioned in the part name.
(For the method of cutting the bulk part, and method of filling out orders etc., please refer to the service manual and the instructions issued with the bulk part.)
- The list below is a catalogue of the standard part numbers and bulk part numbers. Note that those numbers are applicable to the listed replacement parts only.

Fuel hoses/Tubes			
Standard part No.	Bulk part No.	Bulk part	
		Inner diameter (mm)	Length (m)
95001-30xxx-2x	95001-30001-20M	3.0	1
95001-30xxx-3x	95001-30001-30M	3.0	1
95001-30xxx-4x	95001-30001-40M	3.0	1
95001-35xxx-2x	95001-35001-50M <95001-35003-50M>	3.5	1 3
95001-35xxx-3x	95001-35001-60M <95001-35003-60M>	3.5	1 3
95001-35xxx-4x	95001-35001-60M <95001-35003-60M>	3.5	1 3
95001-35xxx-5x	95001-35001-50M <95001-35003-50M>	3.5	1 3
95001-35xxx-6x	95001-35001-60M <95001-35003-60M>	3.5	1 3
95001-45xxx-2x	95001-45001-50M <95001-45003-50M>	4.5	1 3
95001-45xxx-3x	95001-45001-60M <95001-45003-60M> <95001-45008-60M>	4.5	1 3 8
95001-45xxx-4x	95001-45001-60M <95001-45003-60M> <95001-45008-60M>	4.5	1 3 8
95001-45xxx-5x	95001-45001-50M <95001-45003-50M>	4.5	1 3
95001-45xxx-6x	95001-45001-60M <95001-45003-60M> <95001-45008-60M>	4.5	1 3 8
95001-55xxx-2x	95001-55001-50M <95001-55003-50M> <95001-55008-50M>	5.5	1 3 8

Fuel hoses/Tubes			
Standard part No.	Bulk part No.	Bulk part	
		Inner diameter (mm)	Length (m)
95001-55xxx-3x	95001-55001-60M <95001-55003-60M> <95001-55008-60M>	5.5	1 3 8
95001-55xxx-4x	95001-55001-60M <95001-55003-60M> <95001-55008-60M>	5.5	1 3 8
95001-55xxx-5x	95001-55001-50M <95001-55003-50M> <95001-55008-50M>	5.5	1 3 8
95001-55xxx-6x	95001-55001-60M <95001-55003-60M> <95001-55008-60M>	5.5	1 3 8
95001-75xxx-2x	95001-75001-50M <95001-75003-50M>	7.5	1 3
95001-75xxx-3x	95001-75001-60M <95001-75003-60M> <95001-75008-60M>	7.5	1 3 8
95001-75xxx-4x	95001-75001-60M <95001-75003-60M> <95001-75008-60M>	7.5	1 3 8
95001-75xxx-5x	95001-75001-50M <95001-75003-50M>	7.5	1 3
95001-75xxx-6x	95001-75001-60M <95001-75003-60M> <95001-75008-60M>	7.5	1 3 8
95001-80xxx-2x	95001-80001-50M	8.0	1
95001-80xxx-3x	95001-80001-60M	8.0	1
95001-80xxx-4x	95001-80001-60M	8.0	1
95001-80xxx-5x	95001-80001-50M	8.0	1
95001-80xxx-6x	95001-80001-60M	8.0	1

Vinyl tube				
Standard part No.	Bulk part No.	Bulk part		
		Inner dia- meter (mm)	Outer dia-meter (mm)	Length (m)
95003-01xxx-3x	95003-01001-60M <95003-01003-60M>	2.9	6.8	1 3
95003-01xxx-60	95003-01001-60M <95003-01003-60M>	2.9	6.8	1 3
95003-03xxx-3x	95003-03001-60M <95003-03003-60M>	3.0	6.0	1 3
95003-03xxx-60	95003-03001-60M <95003-03003-60M>	3.0	6.0	1 3
95003-05xxx-3x	95003-05001-60M <95003-05003-60M> <95003-05008-60M>	3.5	6.5	1 3 8
95003-05xxx-60	95003-05001-60M <95003-05003-60M> <95003-05008-60M>	3.5	6.5	1 3 8
95003-07xxx-1x	95003-07001-10M <95003-07003-10M> <95003-07008-10M>	4.0	7.0	1 3 8
95003-07xxx-20	95003-07001-10M <95003-07003-10M> <95003-07008-10M>	4.0	7.0	1 3 8
95003-07xxx-3x	95003-07001-60M <95003-07003-60M> <95003-07008-60M>	4.0	7.0	1 3 8
95003-07xxx-60	95003-07001-60M <95003-07003-60M> <95003-07008-60M>	4.0	7.0	1 3 8
95003-07xxx-7x	95003-07001-70M <95003-07003-70M> <95003-07008-70M>	4.0	7.0	1 3 8
95003-08xxx-1x	95003-08001-10M <95003-08003-10M> <95003-08008-10M>	4.5	6.5	1 3 8
95003-09xxx-3x	95003-09001-60M <95003-09003-60M>	4.5	8.0	1 3
95003-09xxx-60	95003-09001-60M <95003-09003-60M>	4.5	8.0	1 3
95003-10xxx-1x	95003-10001-10M <95003-10003-10M>	5.0	8.0	1 3
95003-10xxx-20	95003-10001-10M <95003-10003-10M>	5.0	8.0	1 3
95003-10xxx-3x	95003-10001-60M <95003-10003-60M>	5.0	8.0	1 3
95003-10xxx-60	95003-10001-60M <95003-10003-60M>	5.0	8.0	1 3
95003-11xxx-3x	95003-11001-60M <95003-11003-60M> <95003-11008-60M>	5.0	9.0	1 3 8
95003-11xxx-60	95003-11001-60M <95003-11003-60M> <95003-11008-60M>	5.0	9.0	1 3 8
95003-12xxx-1x	95003-12001-10M <95003-12003-10M> <95003-12008-10M>	5.0	7.0	1 3 8
95003-12xxx-20	95003-12001-10M <95003-12003-10M> <95003-12008-10M>	5.0	7.0	1 3 8

Vinyl tube				
Standard part No.	Bulk part No.	Bulk part		
		Inner dia- meter (mm)	Outer dia-meter (mm)	Length (m)
95003-14xxx-1x	95003-14001-10M <95003-14003-10M>	6.0	9.0	1 3
95003-14xxx-20	95003-14001-10M <95003-14003-10M>	6.0	9.0	1 3
95003-14xxx-3x	95003-14001-60M <95003-14003-60M>	6.0	9.0	1 3
95003-17xxx-1x	95003-17001-10M <95003-17003-10M>	7.0	9.0	1 3
95003-19xxx-1x	95003-19001-10M <95003-19003-10M> <95003-19008-10M>	7.0	11.0	1 3 8
95003-19xxx-20	95003-19001-10M <95003-19003-10M> <95003-19008-10M>	7.0	11.0	1 3 8
95003-19xxx-3x	95003-19001-60M <95003-19003-60M> <95003-19008-60M>	7.0	11.0	1 3 8
95003-19xxx-60	95003-19001-60M <95003-19003-60M> <95003-19008-60M>	7.0	11.0	1 3 8
95003-21xxx-1x	95003-21001-10M <95003-21003-10M>	8.0	9.0	1 3
95003-21xxx-20	95003-21001-10M <95003-21003-10M>	8.0	9.0	1 3
95003-23xxx-1x	95003-23001-10M <95003-23003-10M>	8.0	12.0	1 3
95003-23xxx-20	95003-23001-10M <95003-23003-10M>	8.0	12.0	1 3
95003-23xxx-3x	95003-23001-60M <95003-23003-60M> <95003-23008-60M>	8.0	12.0	1 3 8
95003-23xxx-60	95003-23001-60M <95003-23003-60M> <95003-23008-60M>	8.0	12.0	1 3 8
95003-25xxx-1x	95003-25001-10M <95003-25003-10M>	9.0	11.0	1 3
95003-25xxx-20	95003-25001-10M <95003-25003-10M>	9.0	11.0	1 3
95003-25xxx-3x	95003-25001-60M <95003-25003-60M>	9.0	11.0	1 3
95003-25xxx-7x	95003-25001-70M <95003-25003-70M>	9.0	11.0	1 3
95003-27xxx-1x	95003-27001-10M <95003-27003-10M>	9.0	13.0	1 3
95003-27xxx-20	95003-27001-10M <95003-27003-10M>	9.0	13.0	1 3
95003-27xxx-3x	95003-27001-60M <95003-27003-60M>	9.0	13.0	1 3
95003-27xxx-60	95003-27001-60M <95003-27003-60M>	9.0	13.0	1 3
95003-33xxx-1x	95003-33001-10M <95003-33003-10M>	10.0	14.0	1 3
95003-33xxx-20	95003-33001-10M <95003-33003-10M>	10.0	14.0	1 3

Vinyl tube				
Standard part No.	Bulk part No.	Bulk part		
		Inner dia- meter (mm)	Outer dia-meter (mm)	Length (m)
95003-36xxx-1x	95003-36001-10M <95003-36003-10M> <95003-36008-10M>	11.0	13.0	1 3 8
95003-36xxx-20	95003-36001-10M <95003-36003-10M> <95003-36008-10M>	11.0	13.0	1 3 8
95003-37xxx-3x	95003-37001-60M <95003-37003-60M>	11.0	15.0	1 3
95003-37xxx-60	95003-37001-60M <95003-37003-60M>	11.0	15.0	1 3
95003-38xxx-1x	95003-38001-10M <95003-38003-10M>	12.0	13.0	1 3
95003-38xxx-20	95003-38001-10M <95003-38003-10M>	12.0	13.0	1 3
95003-39xxx-1x	95003-39001-10M <95003-39003-10M>	12.0	14.0	1 3
95003-39xxx-20	95003-39001-10M <95003-39003-10M>	12.0	14.0	1 3
95003-40xxx-20	95003-40001-10M <95003-40003-10M>	12.0	16.0	1 3
95003-40xxx-3x	95003-40001-60M <95003-40003-60M>	12.0	16.0	1 3
95003-40xxx-60	95003-40001-60M <95003-40003-60M>	12.0	16.0	1 3
95003-43xxx-1x	95003-43001-10M <95003-43003-10M> <95003-43008-10M>	13.0	15.0	1 3 8
95003-43xxx-20	95003-43001-10M <95003-43003-10M> <95003-43008-10M>	13.0	15.0	1 3 8
95003-45xxx-1x	95003-45001-10M <95003-45003-10M> <95003-45008-10M>	14.0	18.0	1 3 8
95003-45xxx-20	95003-45001-10M <95003-45003-10M> <95003-45008-10M>	14.0	18.0	1 3 8
95003-50xxx-1x	95003-50001-10M <95003-50003-10M>	16.0	19.0	1 3
95003-50xxx-20	95003-50001-10M <95003-50003-10M>	16.0	19.0	1 3
95003-50xxx-3x	95003-50001-60M <95003-50003-60M>	16.0	19.0	1 3
95003-55xxx-1x	95003-55001-10M <95003-55003-10M>	17.5	20.5	1 3
95003-55xxx-20	95003-55001-10M <95003-55003-10M>	17.5	20.5	1 3
95003-60xxx-1x	95003-60001-10M <95003-60003-10M>	22.0	27.0	1 3
95003-60xxx-20	95003-60001-10M <95003-60003-10M>	22.0	27.0	1 3
95003-60xxx-3x	95003-60001-60M <95003-60003-60M>	22.0	27.0	1 3
95003-60xxx-60	95003-60001-60M <95003-60003-60M>	22.0	27.0	1 3

General purpose hoses			
Standard part No.	Bulk part No.	Bulk part	
		Inner diameter (mm)	Length (m)
95005-11xxx-3x	95005-11001-30M	11.0	1
95005-11xxx-5x	95005-11001-50M	11.0	1
95005-12xxx-1x	95005-12001-10M <95005-12003-10M>	12.0	1 3
95005-12xxx-2x	95005-12001-20M	12.0	1
95005-12xxx-3x	95005-12001-30M	12.0	1
95005-12xxx-5x	95005-12001-50M	12.0	1
95005-14xxx-1x	95005-14001-10M	14.0	1
95005-14xxx-2x	95005-14001-20M <95005-14003-20M>	14.0	1 3
95005-14xxx-3x	95005-14001-30M	14.0	1
95005-14xxx-5x	95005-14001-50M	14.0	1
95005-17xxx-1x	95005-17001-10M	17.0	1
95005-17xxx-2x	95005-17001-20M	17.0	1
95005-17xxx-3x	95005-17001-30M	17.0	1
95005-17xxx-5x	95005-17001-50M	17.0	1
95005-30xxx-3x	95005-30001-30M	3.0	1
95005-30xxx-5x	95005-30001-50M	3.0	1
95005-35xxx-1x	95005-35001-10M <95005-35003-10M> <95005-35008-10M>	3.5	1 3 8
95005-35xxx-2x	95005-35001-20M	3.5	1
95005-35xxx-3x	95005-35001-30M	3.5	1
95005-35xxx-4x	95005-35001-10M <95005-35003-10M> <95005-35008-10M>	3.5	1 3 8
95005-35xxx-5x	95005-35001-50M	3.5	1
95005-45xxx-1x	95005-45001-10M <95005-45003-10M> <95005-45008-10M>	4.5	1 3 8
95005-45xxx-2x	95005-45001-20M	4.5	1
95005-45xxx-3x	95005-45001-30M	4.5	1

General purpose hoses			
Standard part No.	Bulk part No.	Bulk part	
		Inner diameter (mm)	Length (m)
95005-45xxx-4x	95005-45001-10M <95005-45003-10M> <95005-45008-10M>	4.5	1 3 8
95005-45xxx-5x	95005-45001-50M	4.5	1
95005-50xxx-3x	95005-50001-30M <95005-50003-30M>	5.0	1 3
95005-50xxx-5x	95005-50001-50M	5.0	1
95005-55xxx-1x	95005-55001-10M <95005-55003-10M> <95005-55008-10M>	5.3	1 3 8
95005-55xxx-2x	95005-55001-20M <95005-55003-20M>	5.3	1 3
95005-55xxx-4x	95005-55001-10M <95005-55003-10M> <95005-55008-10M>	5.3	1 3 8
95005-65xxx-1x	95005-65001-10M <95005-65003-10M>	6.5	1 3
95005-65xxx-2x	95005-65001-20M	6.5	1
95005-70xxx-3x	95005-70001-30M <95005-70003-30M>	7.0	1 3
95005-70xxx-5x	95005-70001-50M	7.0	1
95005-75xxx-1x	95005-75001-10M <95005-75003-10M>	7.3	1 3
95005-75xxx-2x	95005-75001-20M	7.3	1
95005-80xxx-1x	95005-80001-10M <95005-80003-10M>	8.0	1 3
95005-80xxx-2x	95005-80001-20M	8.0	1
95005-80xxx-3x	95005-80001-30M	8.0	1
95005-80xxx-5x	95005-80001-50M	8.0	1
95005-91xxx-3x	95005-91001-30M	12.0	1
95005-91xxx-5x	95005-91001-50M	12.0	1
95005-92xxx-3x	95005-92001-30M	12.0	1
95005-92xxx-5x	95005-92001-50M	12.0	1

NOTE: X is displayed to represent the omitted numerals and letters of the roman alphabet.

⊙ **CAUTION: It is DANGEROUS to confuse the fuel hose with the general purpose hose or vinyl hose.**

Never use a general purpose hose or vinyl hose in place of a fuel hose or vice versa. Always use the correct bulk part in the parts catalogue, according to the service manual or the instructions issued with the bulk part.

• Bulk part number of fuel hose, general purpose hose and vinyl hose.

(Example)

95001-75001-50M

Bulk part number: Refers to the bulk part.

Marking code (hose type): (fuel hose and general purpose hose)

Change code (for added hose): (Vinyl hose)

- Indicates number mark or change sequence, however, the code for the bulk part must be strictly 0 (zero).

Types of code:

- Fuel hose
 - 2: Red outside braid (3 mm inside dia. only)
 - 5: Black inside braid
 - 3: Red (3 mm inside dia. only)
 - 4: Ash gray with red stripe (3 mm inside dia. only)
 - 6: Black
- Vinyl hose
 - 1: Clear
 - 2: Black
 - 3: Light red
 - 6: Light red
 - 7: Pale black
- General hose
 - 1: Ash gray
 - 2: Ash gray
 - 3: Black
 - 5: Black

Lengths: 001: 1 m (standard)
003: 3 m
008: 8 m

I.D code: (fuel hose and general purpose hose)

- 30: 3.0 mm
- 35: 3.5 mm
- 45: 4.5 mm
- 50: 5.0 mm
- 55: 5.3 mm, 5.5 mm
- 65: 6.5 mm
- 70: 7.0 mm
- 75: 7.3 mm, 7.5 mm
- 80: 8.0 mm
- 11: 11 mm
- 91: 12 mm (outside dia. 15) mm
- 92: 12 mm (outside dia. 16) mm
- 12: 12 mm (outside dia. 17) mm
- 14: 14 mm
- 17: 17 mm

ID./OD. code: (vinyl hose)

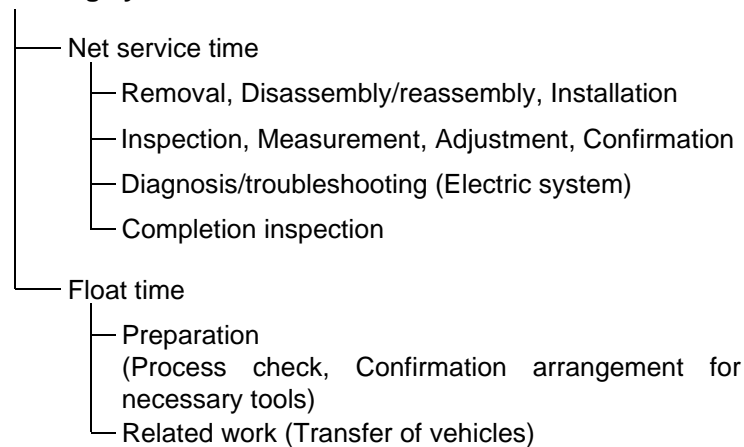
- 01: ID. 2.9, OD. 6.8 mm
- 03: ID. 3.0, OD. 6.0 mm
- 05: ID. 3.5, OD. 6.5 mm
- 07: ID. 4.0, OD. 7.0 mm
- 08: ID. 4.5, OD. 6.5 mm
- 09: ID. 4.5, OD. 8.0 mm
- 12: ID. 5.0, OD. 7.0 mm
- 10: ID. 5.0, OD. 8.0 mm
- 11: ID. 5.0, OD. 9.0 mm
- 14: ID. 6.0, OD. 9.0 mm
- 17: ID. 7.0, OD. 9.0 mm
- 19: ID. 7.0, OD. 11.0 mm
- 21: ID. 8.0, OD. 9.0 mm
- 23: ID. 8.0, OD. 12.0 mm
- 25: ID. 9.0, OD. 11.0 mm
- 27: ID. 9.0, OD. 13.0 mm
- 33: ID. 10.0, OD. 14.0 mm
- 36: ID. 11.0, OD. 13.0 mm
- 37: ID. 11.0, OD. 15.0 mm
- 38: ID. 12.0, OD. 13.0 mm
- 39: ID. 12.0, OD. 14.0 mm
- 40: ID. 12.0, OD. 16.0 mm
- 43: ID. 13.0, OD. 15.0 mm
- 45: ID. 14.0, OD. 18.0 mm
- 50: ID. 16.0, OD. 19.0 mm
- 55: ID. 17.5, OD. 20.5 mm
- 60: ID. 22.0, OD. 27.0 mm

Hose type: 1: Fuel hose
3: Vinyl hose
5: General hose

FLAT RATE SERVICE TIME

Flat rate service time (FRT) means the standard time required to service a MC, which is listed in this manual to help the dealers control the actual working process and calculate the service charge by using it as a guide.

FRT setting system



* Float time is set by multiplying the net service time by a given coefficient.

Editorial style

The service items shown in the text are listed with the exchange work time for the repair sales parts as the subject. Other representative service items not using repair parts (removal/installation, adjustment, inspection/measuring, and other work) are listed collectively in the list in the preface, classified according to the work.

FRT setting standard

- Decimal system (in unit of 0.1) is adopted to set FRT as it is convenient to calculate the wage.
Example: (0.1) → 6 minutes, (0.2) → 12 minutes
[Labor cost per hour] x [FRT] = [Wage]
- FRT is set with a hand tool.
- Service items and FRT can be subject to change depending on development of tools and service equipment and improvement in service procedure.

Work procedure

- As the work procedure is set with the work time according to the method in the separate Service Manual, refer to this Manual as required.
- Work methods permitting servicing in the shortest time still permitting assurance of safe work and product warranty are used for the setting of service items not listed in the Service Manual.
- Work basically is to be performed by one person, and when two or more people are required, setting is done as the total time for the number of people.
- The set value for the technological level of the workers uses a person with three years of experience in the repair of Honda vehicles as the standard.
- Special tools and service equipment used to set FRT are those specified or recommended in Service Manual.

Service item whose FRT is not presented

- Accessories and service parts that are not listed to use in this manual.
 - Locations with little aging deterioration or breakage during normal use.
 - Service work that can be finished by one touch.
 - Service work that is seldom done (i.e. extremely small causes of trouble and service frequency).
- * When FRT is not presented, please calculate wages based on appropriate actual work time

Operation not included of FRT

- Oil and coolant water draining, Waiting time for warming up operation and etc..
- Additional operation that involves removal/installation of standard exterior equipment.
- Indirect time spent for service by visiting the customer, trade-in, and delivery of a MC.
- Indirect time required for ordering and delivery of parts.
- Cost for grease, adhesive agent, etc. used for service work.

**Explanation of FRT by using an example
(The example may differ from the actual presented items)**

Ref. No.	L.O.N.	(Relative ref. Number) Description	F.R.T.
②	111118	(1, 3, 4, 7) CAMSHAFT 4.5	②
③	111118A	⑥ • Includes: Valve clearance adjustment Replace rocker arm add 1.0	⑤

- ① Reference No. of the illustration of part that shows location of the replacement work.
- ② FRT is an abbreviation of Flat Rate Time indicating the standard service time required for the replacement.
- ③ LON is an abbreviation of Labor Operation Number, and it is a classification of the service items by the work unit code.

The same operation code is used regardless of the models.

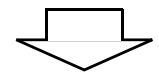
Standard operation is indicated with 6 digits code, and additional operation is indicated with 7 digits code.
- ④ Indicating the camshaft replacement and FRT4.5.
- ⑤ Indicating FRT1.0 that will be added when additional operation (replace rocker arm) is done in association with camshaft replacement.

- ⑥ Indicating work contents that are included in the service item.
- ⑦ Indicating a reference No. whose operation and time are the same as FRT4.5 for the camshaft.

(The application range is limited to the service items without an LON setting within a same block.)

**How to refer to the service item by using the sample
(camshaft replacement)**

Open to the page of the block where the camshaft's spare part illustration is shown.



Look for the camshaft illustration, and refer to the service item and FRT that agree with the reference No.

Indication mark for the listing of service items that continues to the following page

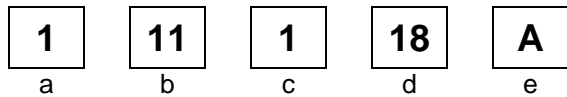
Ref. No.	L.O.N.	(Relative ref. Number) Description	F.R.T.
2	111118	CAMSHAFT	4.5
	.	.	.
	.	.	.

+
Mark indicated at the last line.

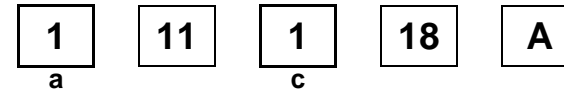
Indication of the block with no setting of FRT

Ref. No.	L.O.N.	(Relative ref. Number) Description	F.R.T.
NO INFORMATION			

• LON code system



- a) Category code..... Engine
- b) Location/function code Engine upper
- c) Operation code..... Replace
- d) Operation sequence number (Unit code can be shown with alphabet) camshaft (No regular rule of code)
- e) Additional code replace rocker arm (No regular rule of code)



a) Category codes and classification

Code	Category
1	Engine
2	Transmission
3	Fuel & Exhaust
4	Frame & Body
5	Steering/Suspension
6	Electrical
7	Wheels/Brakes
8	Controls/instrument
9	-
0	-

c) Operation codes and classification

Code	Operation category
1	Replace, Removal/Installation, Change
2	Overhaul
3	Adjust, Balance
4	(Paint-related work: Top-coat)
5	Test, Inspect/diagnose, Measurement, Check
6	(Overhaul-related work: Rebore)
7	(Overhaul-related work: Reseal)
8	(Resurface)
9	(Paint-related work: Refinish)
0	Repair, Cleaning, Air bleeding

Major service items without using spare parts
Removal/Installation, Adjustment, Inspection/Measurement, Overhaul, Other work

[E: Engine, F: Frame]

* OPERATIONS OTHER THAN REPLACING PARTS

• Removal/installation

Set for the configuration with the parts removed from the vehicle.

	LON	DESCRIPTION	FRT
E	1101E5	TILTING ENGINE ASSEMBLY-REMOVAL/INSTALLATION INCLUDES: All necessary adjustment	1.8
	3111D6	CARBURETOR ASSEMBLY-REMOVAL/INSTALLATION	0.6
	1101E6	CRANKCASE SEPARATION INCLUDES: Engine removal and installation	4.1

• Adjustment

	LON	DESCRIPTION	FRT
E	3113A0	CARBURETOR IDLE-ADJUSTMENT	0.1
	6143A1	SPARK PLUG-ADJUSTMENT/CLEANING	0.1
	1113A0	VALVE CLEARANCE-ADJUSTMENT NOTE: For 1 vehicle	0.4
F	6163A0	HEADLIGHT-AIMING	0.1
	7113A0	FRONT BRAKE-ADJUSTMENT EXCLUDES: Front brake shoe adjustment	0.1
	7113A1	REAR BRAKE-ADJUSTMENT EXCLUDES: Rear brake shoe adjustment	0.1
	3113A3	THROTTLE OPERATION-ADJUSTMENT	0.1

• Inspection/Measurement

	LON	DESCRIPTION	FRT
E	1115A0	COMPRESSION PRESSURE-MEASUREMENT	0.2
	3115A0	CARBURETOR FLOAT LEVEL-MEASUREMENT	0.8
	6145A0	IGNITION TIMING-INSPECTION	0.2
F	6105A0	BATTERY-CHECKING OF ELECTROLYTE LEVEL & CHARGE	0.2

• Overhaul

Work condition: The required Measurements, inspections, adjustments, and cleaning/washing of each part are performed, including the main body removal/installation work and the replacement of defective parts.

	LON	DESCRIPTION	FRT
E	311200	CARBURETOR-OVERHAUL INCLUDES: All necessary adjustment	1.0

• Other work

	LON	DESCRIPTION	FRT
E	1130A1	OIL FILTER SCREEN-CLEANING	0.1

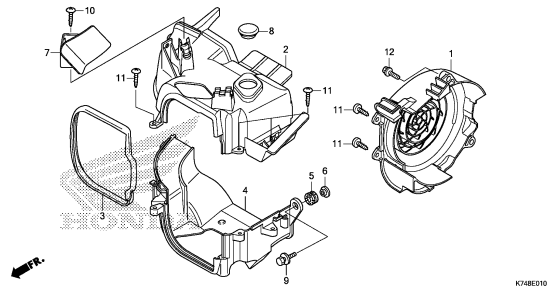
ENGINE GROUP

C 3

E-1

SHROUD/FAN COVER

D 1

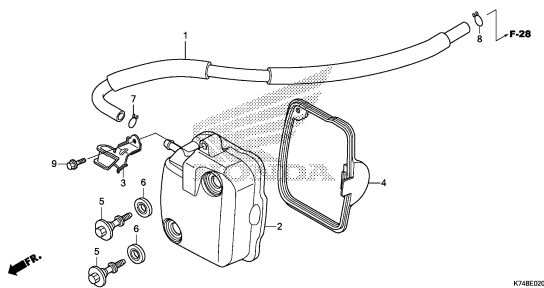


K74BE0100

E-2

CYLINDER HEAD COVER

D 2

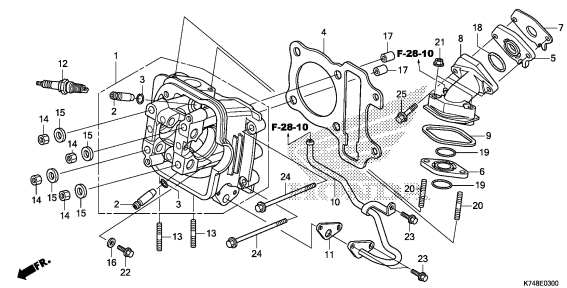


K74BE0200

E-3

CYLINDER HEAD

D 3

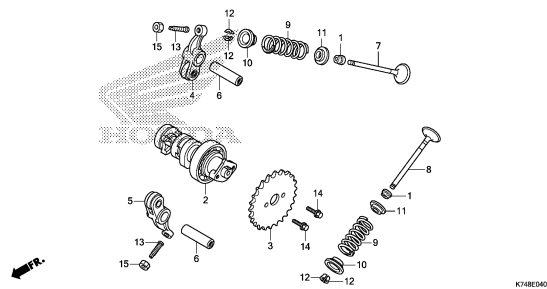


K74BE0300

E-4

CAMSHAFT/VALVE

D 5

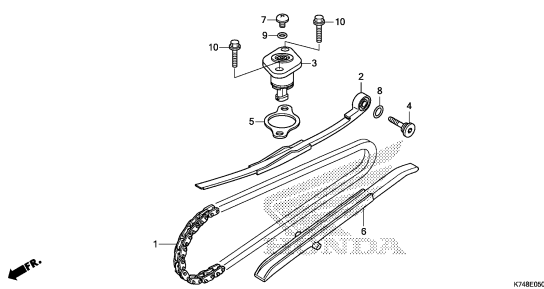


K74BE0400

E-5

CAM CHAIN/TENSIONER

D 6

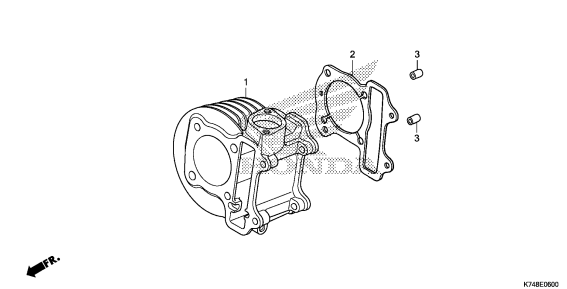


K74BE0500

E-6

CYLINDER

D 7

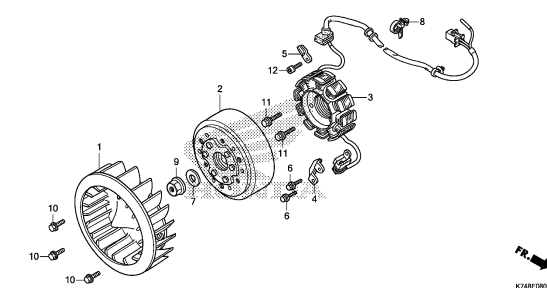


K74BE0600

E-8

GENERATOR

D 8

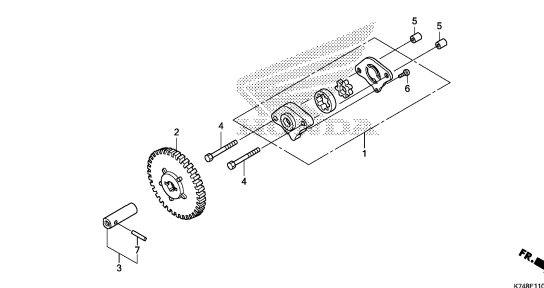


K74BE0800

E-11

OIL PUMP

D 9

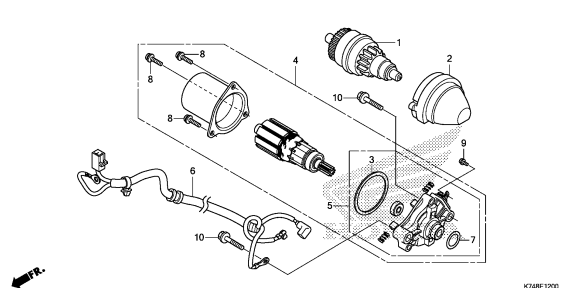


K74BE1100

E-12

STARTING MOTOR

D10



K74BE1200

2

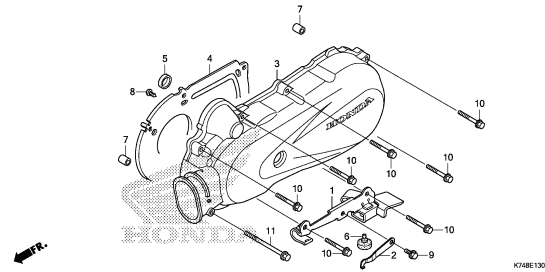
ENGINE GROUP

C 4

E-13

LEFT CRANKCASE COVER

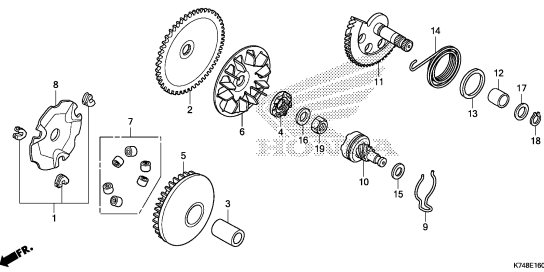
D11



E-16

DRIVE FACE

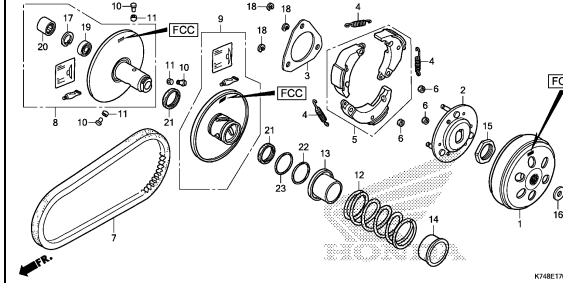
D12



E-17

DRIVEN FACE(F.C.C.)

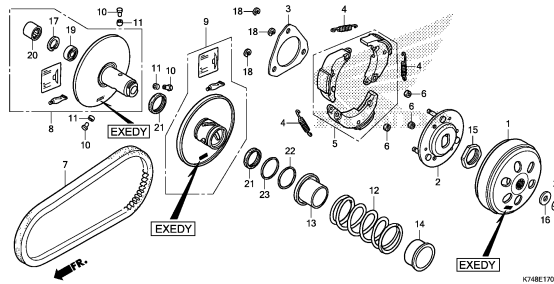
D13



E-17-1

DRIVEN FACE(EXEDY)

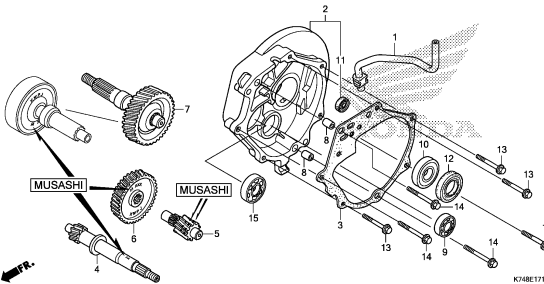
D15



E-17-10

TRANSMISSION(MUSASHI)

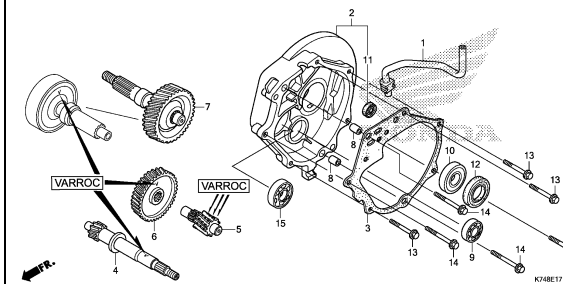
E 1



E-17-11

TRANSMISSION(VARROC)

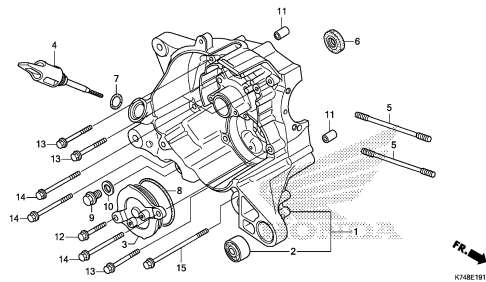
E 2



E-19-10

RIGHT CRANKCASE

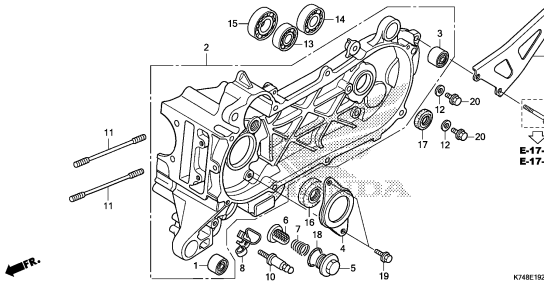
E 3



E-19-20

LEFT CRANKCASE

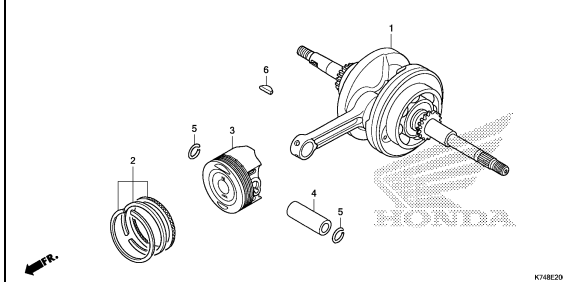
E 4



E-20

CRANKSHAFT/PISTON

E 5



2

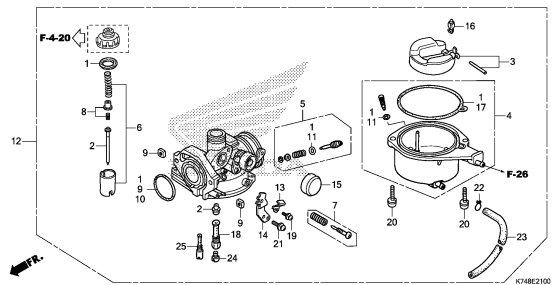
ENGINE GROUP

C 5

E-21

E 6

CARBURETOR



2

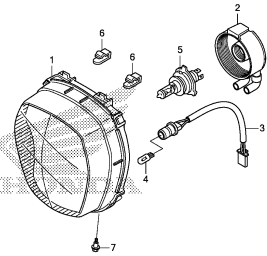
FRAME GROUP

C 6

F-1

HEADLIGHT

F 1

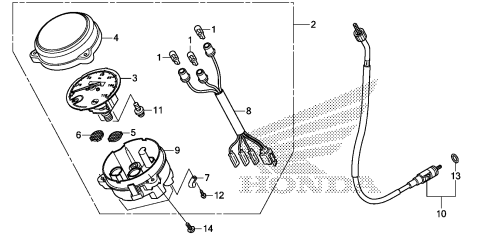


K74BF0100

F-2

METER

F 2

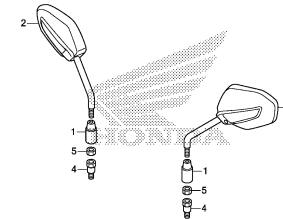


K74BF0200

F-3

MIRROR

F 3

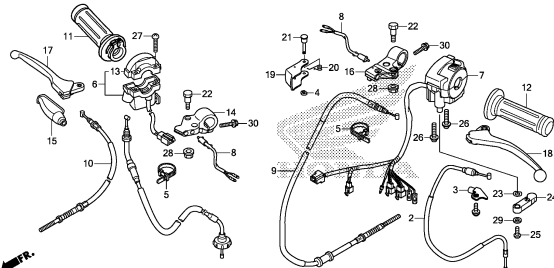


K74BF0300

F-4-20

HANDLE LEVER/SWITCH/CABLE

F 4

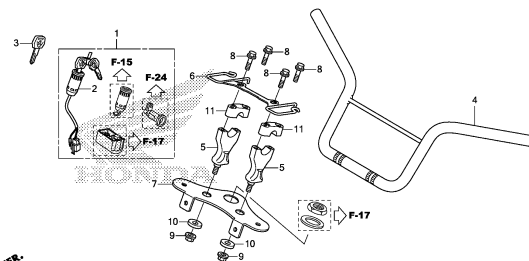


K74BF0420

F-9

STEERING HANDLE/KEY SET

F 6

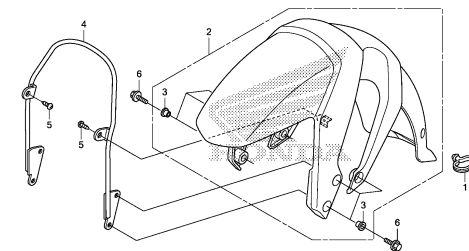


K74BF0900

F-11

FRONT FENDER

F 7

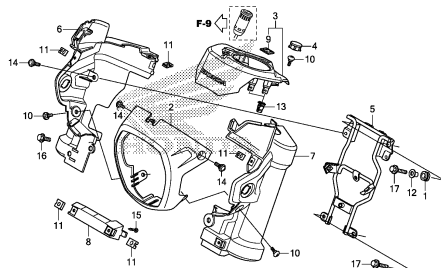


K74BF1100

F-12

HEADLIGHT COVER/FRONT FORK COVER

F 8

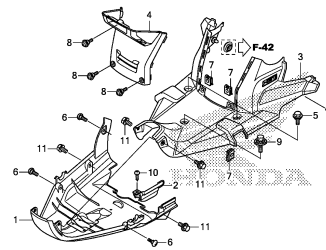


K74BF1200

F-14

FLOOR

F 9

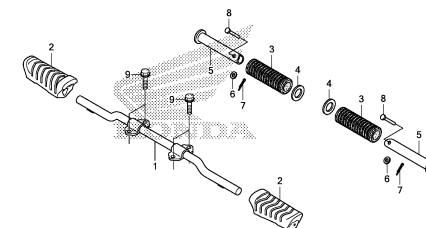


K74BF1400

F-14-10

MAIN STEP/PILLION STEP

F10



K74BF1410

3

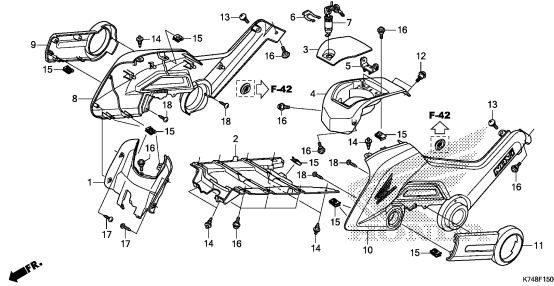
FRAME GROUP

C 7

F-15

TANK COVER/SIDE COVER

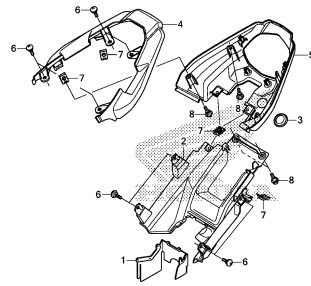
F11



F-15-10

REAR COWL

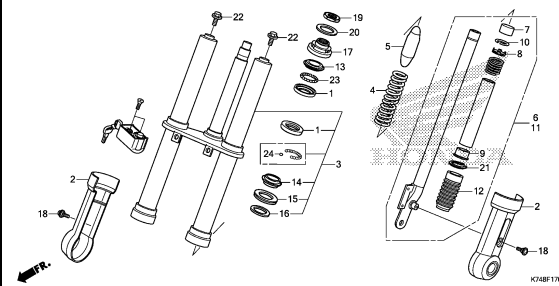
F13



F-17

FRONT FORK

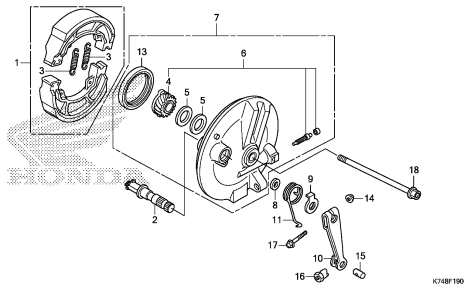
F14



F-19

FRONT BRAKE PANEL

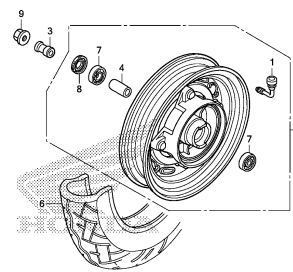
F15



F-20-30

FRONT WHEEL

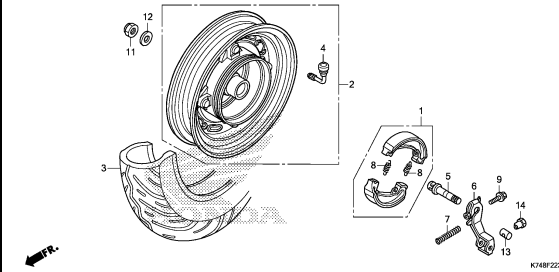
F16



F-22-30

REAR WHEEL

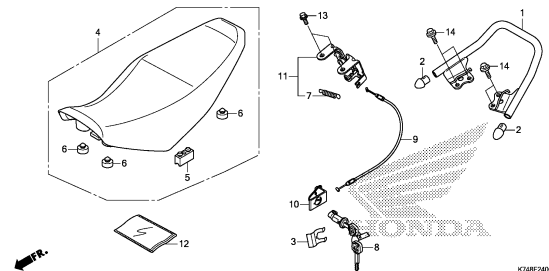
G 1



F-24

SEAT/REAR GRIP

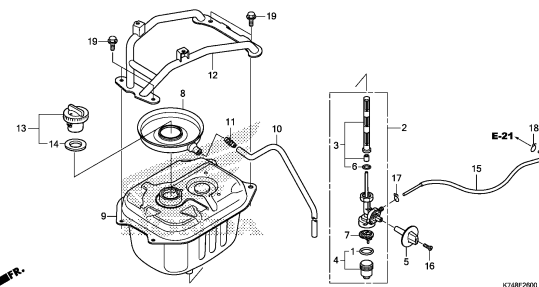
G 2



F-26

FUEL TANK

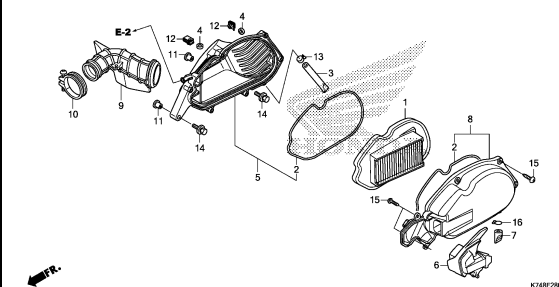
G 3



F-28

AIR CLEANER

G 4



3

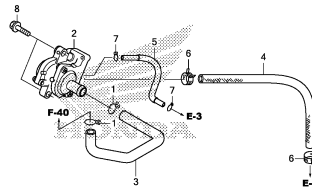
FRAME GROUP

C 8

F-28-10

AIR SUCTION VALVE

G 5

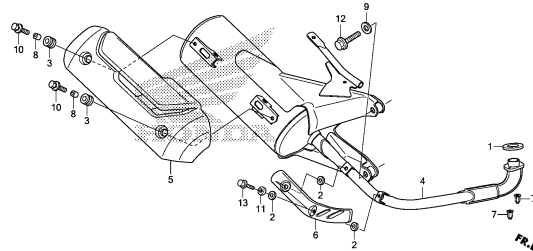


K74BF2810

F-30

EXHAUST MUFFLER

G 6

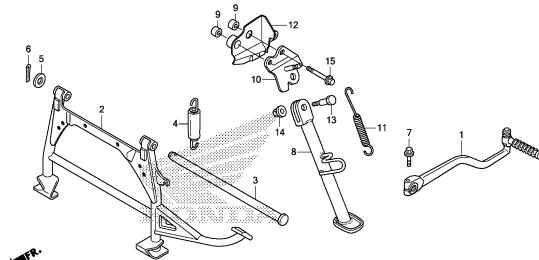


K74BF3000

F-35

KICK STARTER ARM/STAND

G 7

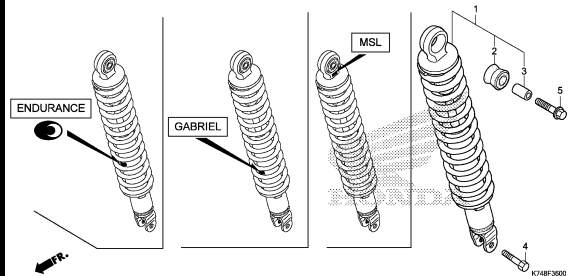


K74BF3500

F-36

REAR CUSHION

G 8

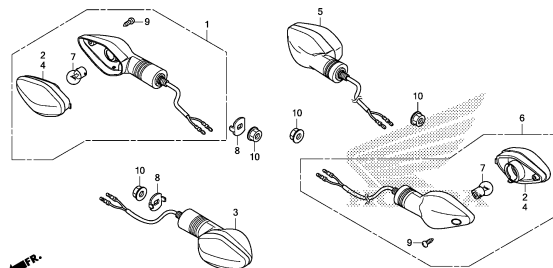


K74BF3600

F-37

WINKER

G 9

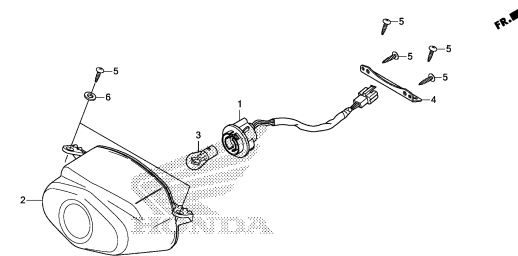


K74BF3700

F-38

TAILLIGHT

G10

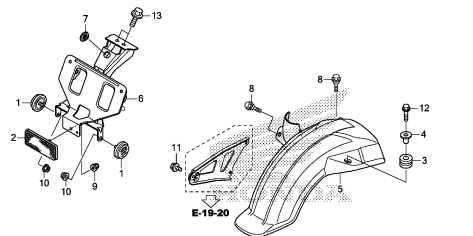


K74BF3800

F-39

REAR FENDER

G11

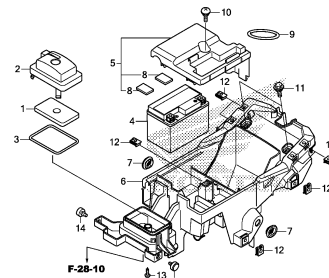


K74BF3900

F-40

BATTERY

G12

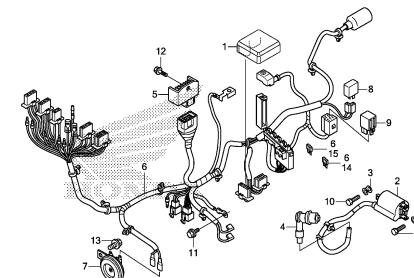


K74BF4000

F-41

WIRE HARNESS

G13



K74BF4100

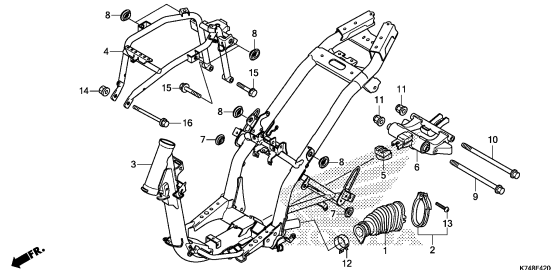
FRAME GROUP

C 9

F-42

FRAME BODY

G14

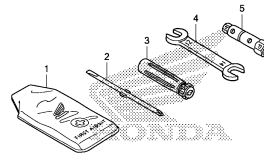


K74BF4200

F-46

TOOLS

G15

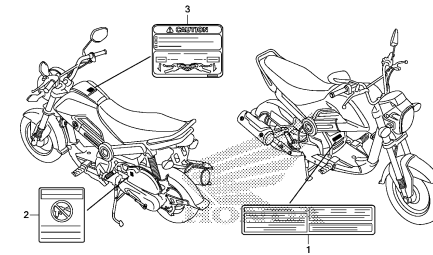


K74BF4600

F-47

CAUTION LABEL

G16

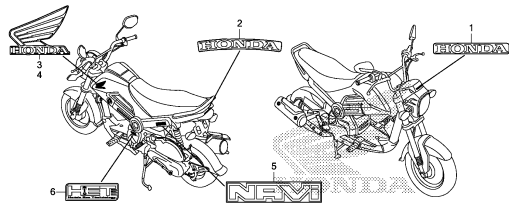


K74BF4700

F-48

MARK

H 1

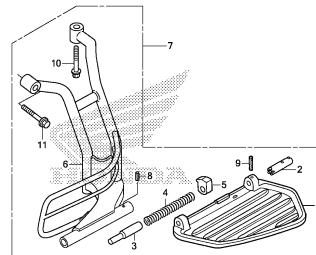


K74BF4800

FOP-1

SARI STEP SET

H 2



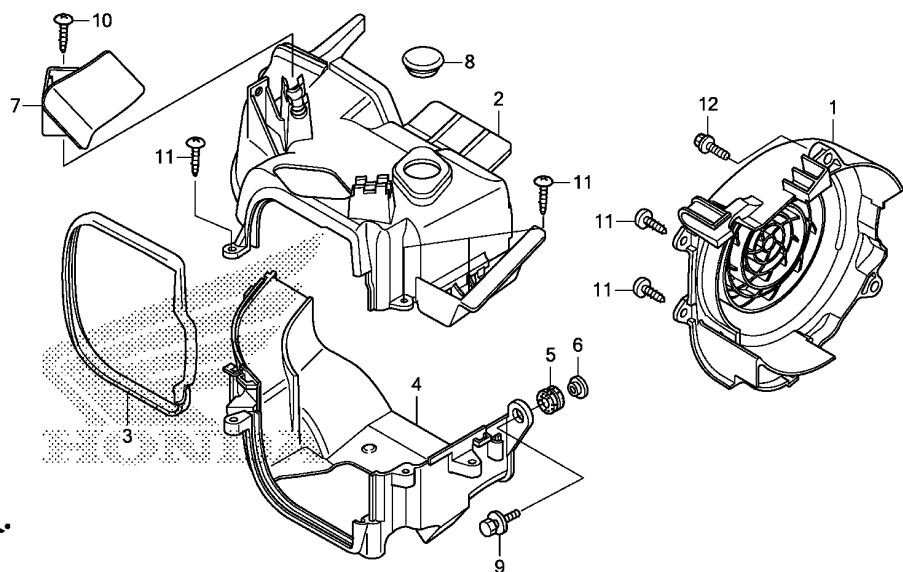
K74BY0100

3

E-1

SHROUD/FAN COVER

D 1



K748E0100

Ref. No.	L.O.N.	(Relative ref. Number) Description	F.R.T.
1	1151E0	COVER, FAN	0.1
2	1111U9	SHROUD, ENGINE :UPPER	1.5
4	1111V0	SHROUD, ENGINE :LOWER	1.5
	1111Y1	SHROUD, ENGINE :BOTH	1.9

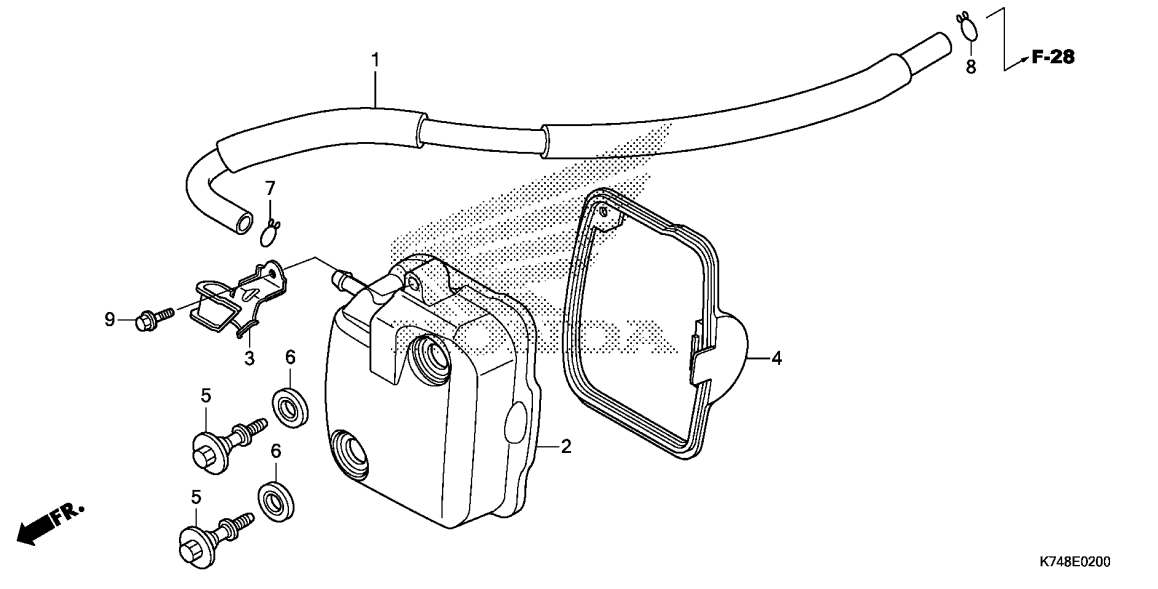
Ref. No.	Part No.	Description	Reqd. QTY NVA110 G	Serial No.	Parts catalogue code
1	19610-KWP-D00	COVER COMP., FAN	1		
2	19621-K74-N00	SHROUD, IN.	1		
3	19625-KWP-D00	SEAL, SHROUD	1		
4	19631-KVT-D00	SHROUD, EX.	1		
5	19639-GBC-000	RUBBER, MOUNTING	1		
6	33715-GB0-900	COLLAR, TAILLIGHT SETTING ...	1		
7	80103-K74-N00	GUARD, WIND	1		
8	82871-671-000	GROMMET, DRAIN HOLE, 25MM ...	1		
9	93404-06020-00	BOLT-WASHER, 6X20	1		
10	93903-25310	SCREW, TAPPING, 5X16	1		
11	93903-25380	SCREW, TAPPING, 5X16	5		
12	96001-06025-07	BOLT, FLANGE, 6X25	2		

2

E-2

CYLINDER HEAD COVER

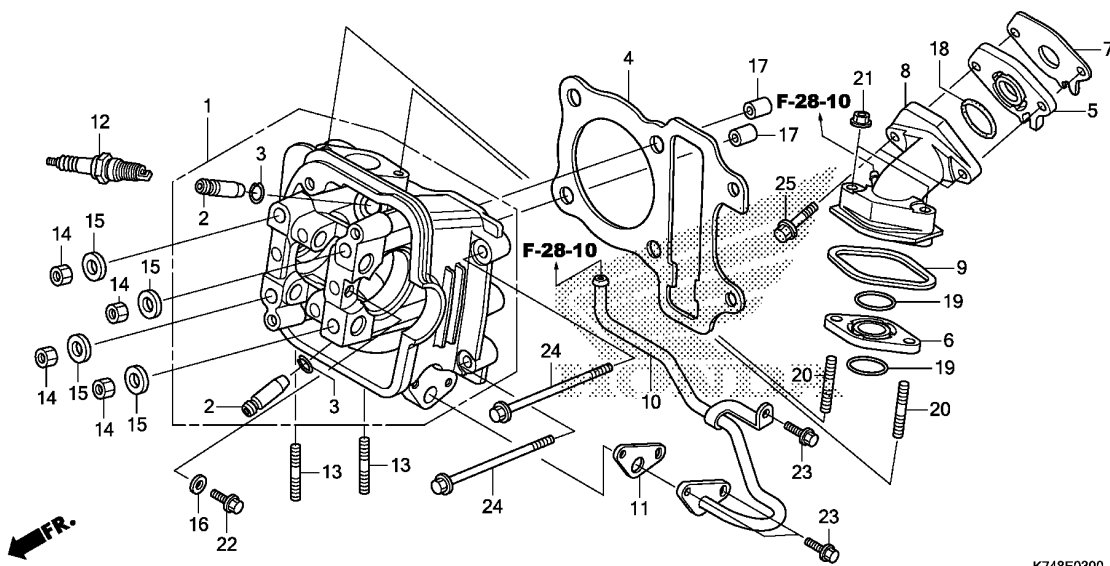
D 2



Ref. No.	L.O.N.	(Relative ref. Number) Description	F.R.T.
2	1111C4	COVER, CYLINDER HEAD	0.2
4	1111D2	GASKET, CYLINDER HEAD COVER ..	0.2

Ref. No.	Part No.	Description	Reqd. QTY	Serial No.	Parts catalogue code
			NVA110 G		
1	11211-K74-N00	TUBE, BREATHER	1		
2	12310-KWP-901	COVER COMP., CYLINDER HEAD ..	1		
3	12315-KZN-900	CLAMPER, THROTTLE CABLE	1		
4	12391-KWP-900	GASKET, CYLINDER HEAD COVER ..	1		
5	90017-KPL-900	BOLT, HEAD COVER	2		
6	90543-MV9-670	RUBBER, MOUNTING	2		
7	95002-02120	CLIP, TUBE(B12)	1		
8	95002-02130	CLIP, TUBE(B12.5)	1		
9	96001-06014-00	BOLT, FLANGE, 6X14	1		

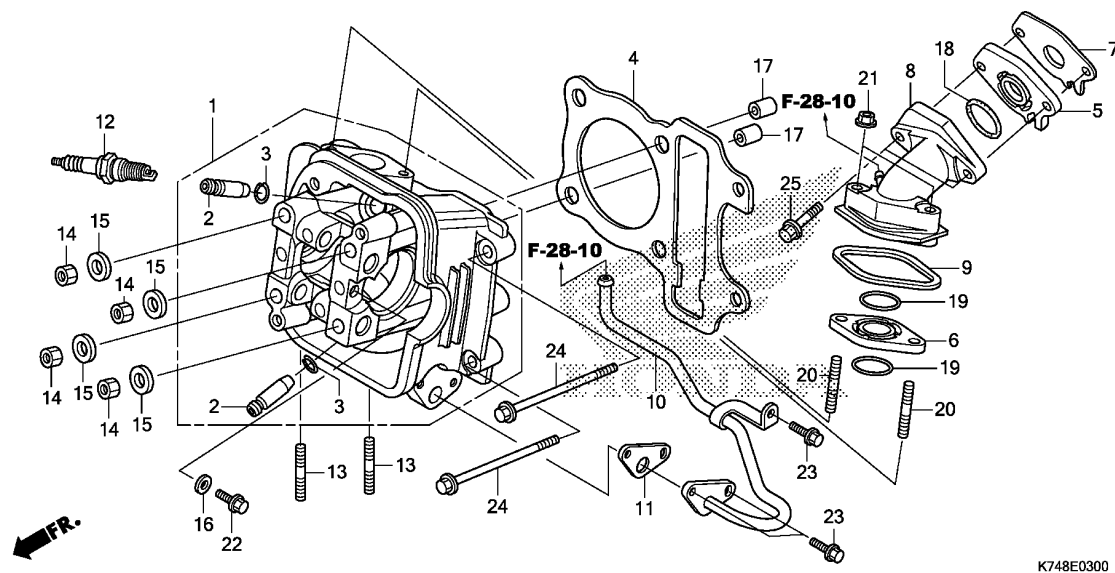
2



Ref. No.	L.O.N.	(Relative ref. Number) Description	F.R.T.
1	111106	HEAD, CYLINDERINCLUDES: Valve adjust and reface	3.5
2	1111L9	GUIDE, INTAKE VALVE(ONE)INCLUDES: Reaming .INCLUDES: Valve adjust and reface	3.2
	1111M0	GUIDE, EXHAUST VALVE(ONE)INCLUDES: Reaming .INCLUDES: Valve adjust and reface	3.2
	1111M9	GUIDE, VALVE :FOR 1 VEHICLE .. .INCLUDES: Reaming .INCLUDES: Valve adjust and reface	3.5
4	111115	GASKET, CYLINDER HEAD (7,18)	2.3
5	311131	INSULATOR, THROTTLE BODY/ CARBURETOR	0.6
8	111107	MANIFOLD, INTAKE	0.6
10	3111D1	PIPE, SECONDARY AIR	0.6
12	614130	PLUG, SPARK	0.2

K748E0300

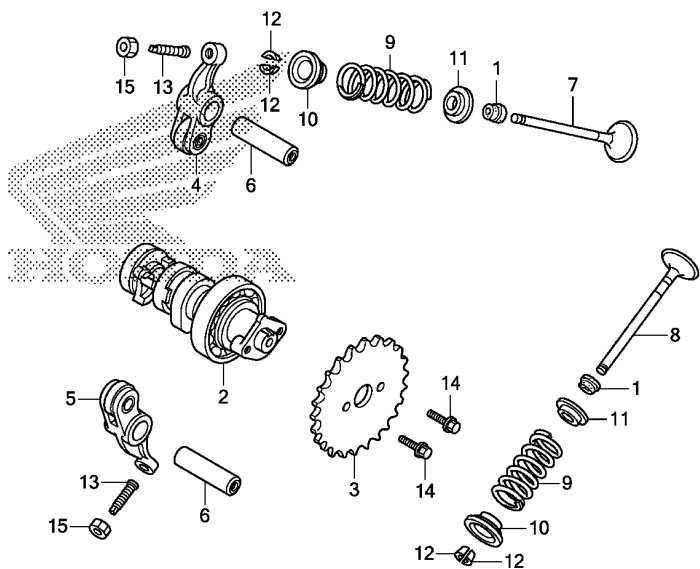
Ref. No.	Part No.	Description	Reqd. QTY	Serial No.	Parts catalogue code
			NVA110 G		
1	12200-KWP-D00	HEAD COMP., CYLINDER	1		
2	12204-KWP-P00	GUIDE, VALVE(O.S.)	2		
3	12206-KPL-900	CLIP, VALVE GUIDE	2		
4	12251-KWP-D01	GASKET, CYLINDER HEAD (STD/0.25/0.50)	1		
	12252-KWP-D00	GASKET, CYLINDER HEAD (0.75/1.00)	(1)		
5	16211-KWP-900	INSULATOR A, CARBURETOR	1		
6	16212-KWP-900	INSULATOR B, CARBURETOR	1		
7	16229-KRP-601	GASKET A, CARBURETOR INSULATOR	1		
8	17110-K74-N00	PIPE COMP., IN.	1		
9	17113-KWP-900	RUBBER, IN. PIPE SEAL	1		
10	18640-KWP-D00	PIPE COMP., AIR FEED	1		
11	18645-KVY-900	GASKET, AIR FEED PIPE	1		
12	31917-KWP-D01	PLUG, SPARK(MR7C-9N)(NGK) ...	1		
13	90004-KGF-910	BOLT, STUD, 7X17	2		
14	90201-GCC-000	NUT, HEX., 7MM	4		
15	90401-GCC-000	WASHER, 7.2X16X2.5	4		
16	90402-KWP-900	WASHER, 6MM	1		
17	90701-KPL-900	DOWEL PIN, SPECIAL, 8X14	2		
18	91304-KWP-900	O-RING, 25X2.4	1		
19	91308-GFM-900	O-RING, 25.5X1.9	2		
20	92900-06035-0B	BOLT, STUD, 6X35	2		
21	94050-06000	NUT, FLANGE, 6MM	2		
22	95701-06014-00	BOLT, FLANGE, 6X14	1		



K748E0300

Ref. No.	Part No.	Description	Reqd. QTY		Serial No.	Parts catalogue code
			NVA110	G		
23	95701-06018-00	BOLT, FLANGE, 6X18	3			
24	95701-06100-00	BOLT, FLANGE, 6X100	2			
25	96001-06028-00	BOLT, FLANGE, 6X28	2			





K748E0400

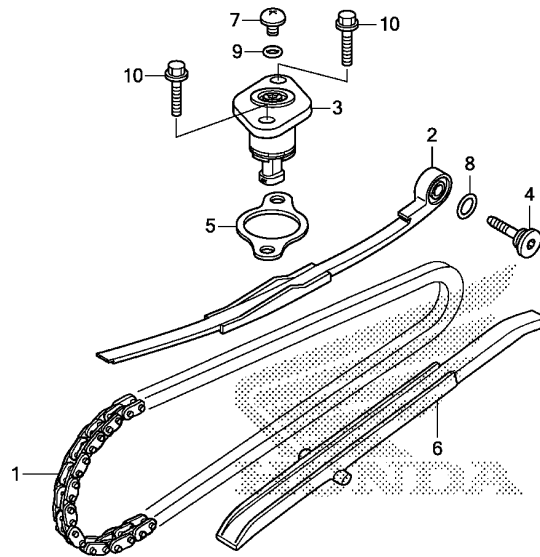
Ref. No.	L.O.N.	(Relative ref. Number) Description	F.R.T.
2	111118	CAMSHAFTINCLUDES: Valve adjustment	2.5
3	1111Q4	SPROCKET, CAM	1.4
4	1111K8	ARM, INTAKE VALVE ROCKER(ONE) .INCLUDES: Valve adjustment (6)	2.5
5	1111K9	ARM, EXHAUST VALVE ROCKER(ONE) .INCLUDES: Valve adjustment	2.5
	1111L8	ARM, VALVE ROCKER :FOR 1 VEHICLE	2.5
7	1111N0	VALVE, INTAKE(ONE)	2.8
8	1111N1	VALVE, EXHAUST(ONE)	2.8
	1111P0	VALVE :FOR 1 VEHICLE	3.0
9	1111P2	INTAKE VALVE SPRING AND/OR STEM SEAL(ONE)	2.6
	1111P3	EXHAUST VALVE SPRING AND/OR STEM SEAL(ONE)	2.6
	1111Q2	VALVE SPRING AND/OR STEM SEAL :FOR 1 VEHICLE	2.7

Ref. No.	Part No.	Description	Reqd. QTY	Serial No.	Parts catalogue code
			NVA110 G		
1	12209-GB4-682	SEAL, VALVE STEM(ARAI)	2		
	12209-KWP-D01	SEAL, VALVE STEM(SKF)	2		
2	14100-KWP-D00	CAMSHAFT COMP.	1		
3	14321-KWP-900	SPROCKET, CAM(34T)	1		
4	14430-KWP-900	ARM COMP., IN. VALVE ROCKER -	1		
5	14440-KWP-900	ARM COMP., EX. VALVE ROCKER -	1		
6	14461-GCC-000	SHAFT, EX. ROCKER ARM	2		
		(IN./EX.)			
7	14711-KVY-900	VALVE, IN.	1		
8	14721-KVY-900	VALVE, EX.	1		
9	14751-KWP-900	SPRING, VALVE	2		
10	14771-GB4-680	RETAINER, VALVE SPRING	2		
11	14775-KWP-900	SEAT, VALVE SPRING	2		
12	14781-KPL-900	COTTER, VALVE	4		
13	90012-KWW-740	SCREW, TAPPET ADJUSTING	2		
14	90083-KRM-840	BOLT, KNOCK, 5MM	2		
15	90206-KPL-900	NUT, TAPPET ADJUSTING	2		

E-5

CAM CHAIN/TENSIONER

D 6



K748E0500

Ref. No.	L.O.N.	(Relative ref. Number) Description	F.R.T.
1	110140	CHAIN, CAMINCLUDES: Engine removal and installation	4.4
2	111130	TENSIONER, CAM CHAIN	3.0
3		(5)	
	111133	LIFTER, TENSIONER	1.6
6	111139	GUIDE, CAM CHAIN	2.3

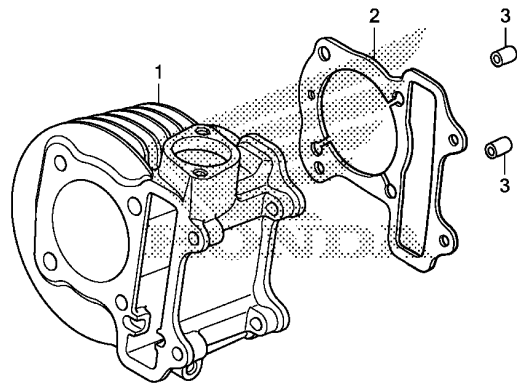
Ref. No.	Part No.	Description	Reqd. QTY NVA110 G	Serial No.	Parts catalogue code
1	14401-KWP-901	CHAIN, CAM(90L)	1		
2	14510-KWP-900	TENSIONER, CAM CHAIN	1		
3	14520-KPL-840	LIFTER ASSY., TENSIONER	1		
4	14531-GCC-000	PIVOT, CAM CHAIN TENSIONER ..	1		
5	14560-KCW-880	GASKET, TENSIONER LIFTER	1		
6	14611-KWP-900	GUIDE, CAM CHAIN	1		
7	90005-KY7-000	SCREW, PAN, 6X6	1		
8	91301-HM5-630	O-RING, 15.2X1.5	1		
9	91306-105-690	O-RING, 1.5X9.5	1		
10	95701-06022-00	BOLT, FLANGE, 6X22	2		

2

E-6

CYLINDER

D 7



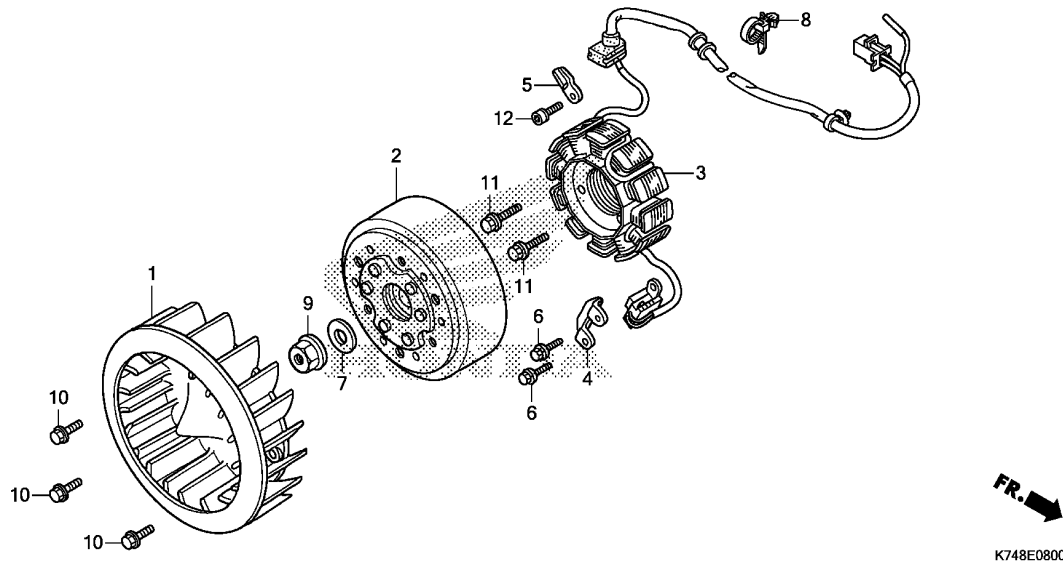
FR.

K748E0600

Ref. No.	L.O.N.	(Relative ref. Number) Description	F.R.T.
1	1111A5	CYLINDER	2.7
2	111102	GASKET, CYLINDER	2.6

Ref. No.	Part No.	Description	Reqd. QTY NVA110 G	Serial No.	Parts catalogue code
1	12101-KWP-D00	CYLINDER	1		
2	12191-KWP-D00	GASKET, CYLINDER	1		
3	90701-KPL-900	DOWEL PIN, SPECIAL, 8X14	2		

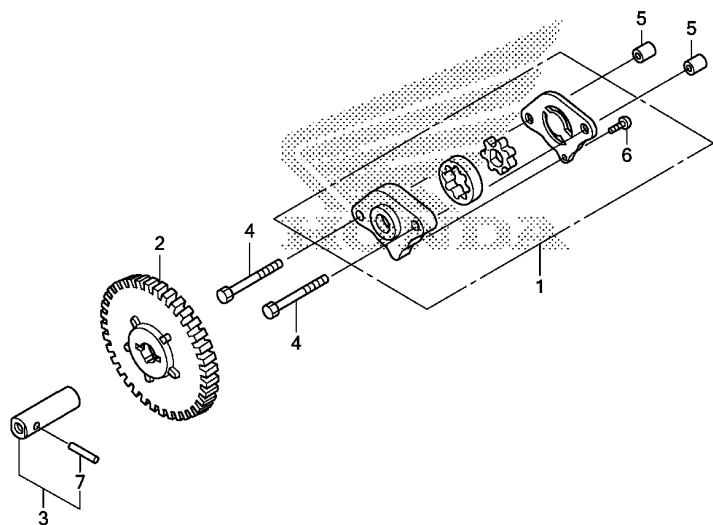
2



Ref. No.	L.O.N.	(Relative ref. Number) Description	F.R.T.
1	1151A6	FAN, COOLING	0.2
2	613105	ROTOR OR FLYWHEEL	0.4
3	6131A3	STATOR	0.7

Ref. No.	Part No.	Description	Reqd. QTY	Serial No.	Parts catalogue code
			NVA110 G		
1	19510-KWP-D00	FAN COMP., COOLING	1		
2	31110-KWP-G01	FLYWHEEL COMP.	1		
3	31120-K74-N01	STATOR COMP.	1		
4	32907-GGC-900	CLIP, A.C. GENERATOR CORD ...	1		
5	32976-107-010	CLAMPER, WIRE HARNESS	1		
6	90002-KGH-900	BOLT, FLANGE, 5X14	2		
7	90410-GCC-000	WASHER, 10MM	1		
8	90672-KPL-901	CLIP, BODY	1		
9	94050-10000	NUT, FLANGE, 10MM	1		
10	95701-06016-00	BOLT, FLANGE, 6X16	3		
11	96001-06022-00	BOLT, FLANGE, 6X22	2		
12	96600-06016-00	BOLT, SOCKET, 6X16	1		

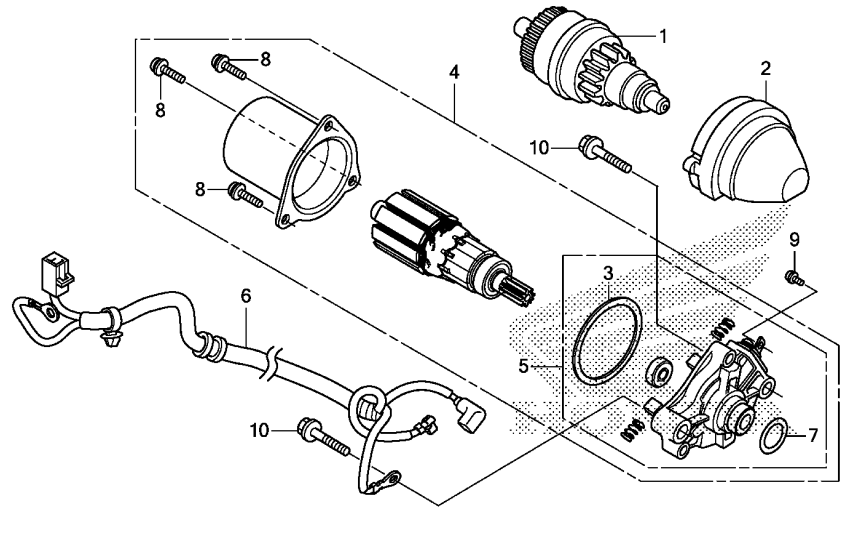




Ref. No.	L.O.N.	(Relative ref. Number) Description	F.R.T.
1	113105	PUMP ASSY., OIL	0.8
2	1131C4	GEAR, OIL PUMP DRIVEN	0.6

FR. →
K748E1100

Ref. No.	Part No.	Description	Reqd. QTY	Serial No.	Parts catalogue code
			NVA110 G		
1	15100-KTP-900	PUMP ASSY., OIL	1		
2	15133-KVY-900	GEAR, OIL PUMP DRIVEN(39T) ..	1		
3	15135-KWP-F00	SHAFT COMP., OIL PUMP	1		
4	90001-KPL-900	BOLT, HEX., 6X30	2		
5	90701-KPL-900	DOWEL PIN, SPECIAL, 8X14	2		
6	93901-34120	SCREW, TAPPING, 4X8	1		
7	96220-30168	ROLLER, 3X16.8	1		



K748E1200

Ref. No.	L.O.N.	(Relative ref. Number) Description	F.R.T.
1	6121A6	PINION, STARTER	0.3
2	612145	HOLDER, STARTER DRIVE GEAR ...	0.2
4		(7)	
5	612105	MOTOR, STARTING	0.7
		(3)	
6	6121B6	BRACKET, STARTING MOTOR FRONT	0.9
	6111A5	SUB HARNESS, STARTER	0.6

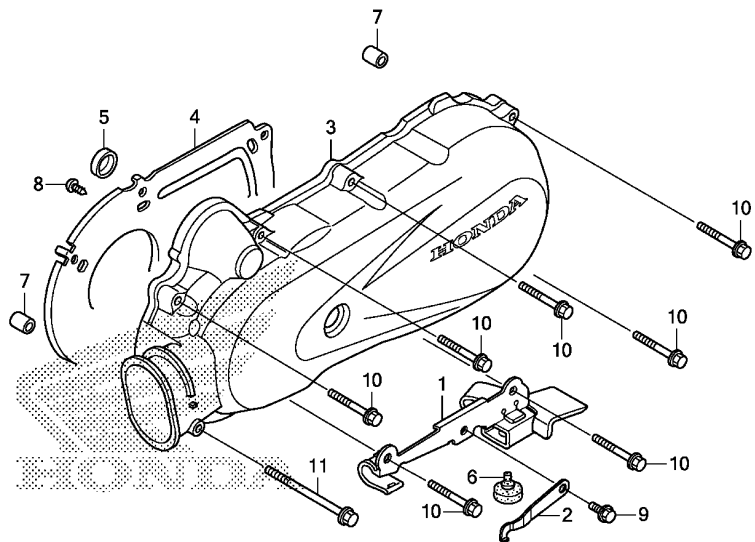
Ref. No.	Part No.	Description	Reqd. QTY	Serial No.	Parts catalogue code
			NVA110 G		
1	28120-KWP-D02	PINION ASSY., STARTER(14/40T) (LUCAS)	1		
2	28150-KPL-900	HOLDER COMP., STARTER PINION	1		
3	31206-KPL-901	PACKING	1		
4	31210-KWP-G01	MOTOR UNIT, STARTING(LUCAS) .	1		
5	31214-KWP-G01	BRACKET COMP., FR.	1		
6	32105-K74-N01	HARNESS COMP., STARTING MOTOR	1		
7	91309-KPL-901	O-RING	1		
8	93412-05012-08	BOLT-WASHER, 5X12	3		
9	93892-04006-08	SCREW-WASHER, 4X6	1		
10	96001-06035-00	BOLT, FLANGE, 6X35	2		



E-13

LEFT CRANKCASE COVER

D11



Ref. No.	L.O.N.	(Relative ref. Number) Description	F.R.T.
----------	--------	------------------------------------	--------

3	1101A6	COVER, CRANKCASE :LEFT	0.3
---	--------	------------------------	-----

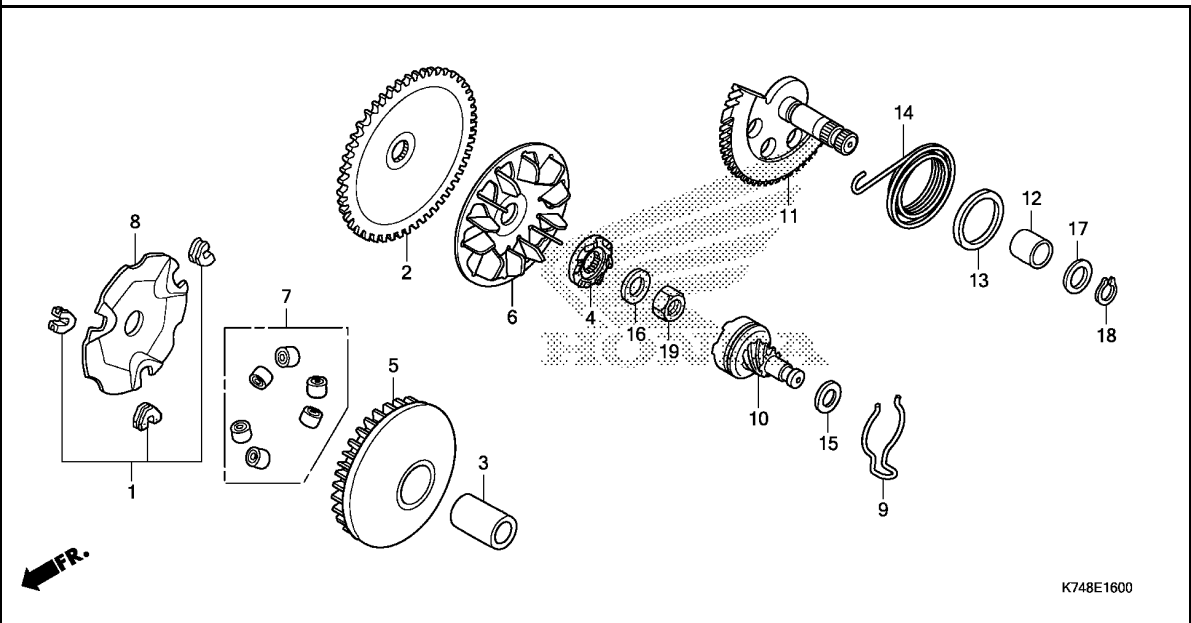
Ref. No.	Part No.	Description	Reqd. QTY	Serial No.	Parts catalogue code
1	11230-K24-901	CLAMPER COMP., RR. BRAKE CABLE	1		
2	11233-K24-900	CLAMP, BRAKE CABLE	1		
3	11341-KWP-D00	COVER, L. SIDE	1		
4	11342-KWP-D00	PLATE, L. COVER	1		
5	11344-GW3-980	RUBBER, STARTER PINION HOLDER	1		
6	50501-KPL-900	STOPPER, RUBBER	1		
7	90701-KPL-900	DOWEL PIN, SPECIAL, 8X14	2		
8	93903-34120	SCREW, TAPPING, 4X8	5		
9	96001-06010-00	BOLT, FLANGE, 6X10	1		
10	96001-06035-00	BOLT, FLANGE, 6X35	7		
11	96001-06075-00	BOLT, FLANGE, 6X75	1		

2

E-16

DRIVE FACE

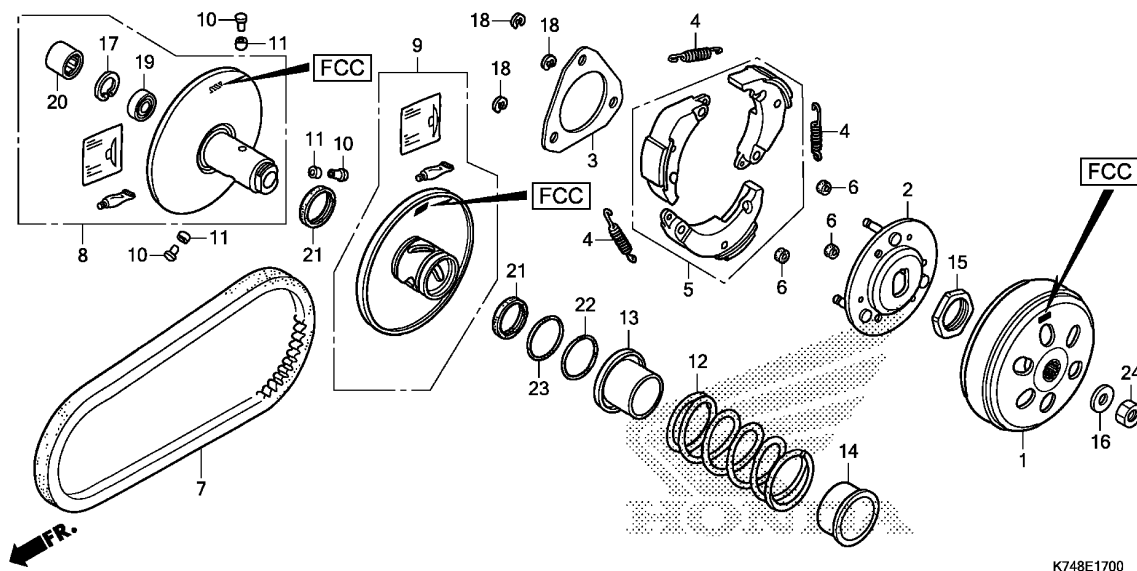
D12



Ref. No.	L.O.N.	(Relative ref. Number) Description	F.R.T.
2		(4,6)	
2	2111A0	FACE, DRIVE	0.3
5	2111A1	FACE, MOVABLE DRIVE	0.3
7		(1,8)	
7	2111A4	ROLLER, WEIGHT	0.3
10		(9)	
10	1121A9	GEAR, KICK STARTER DRIVEN	0.2
11	1121A2	SPINDLE, KICK STARTER	0.3
14	112103	SPRING, KICK STARTER RETURN ..	0.3

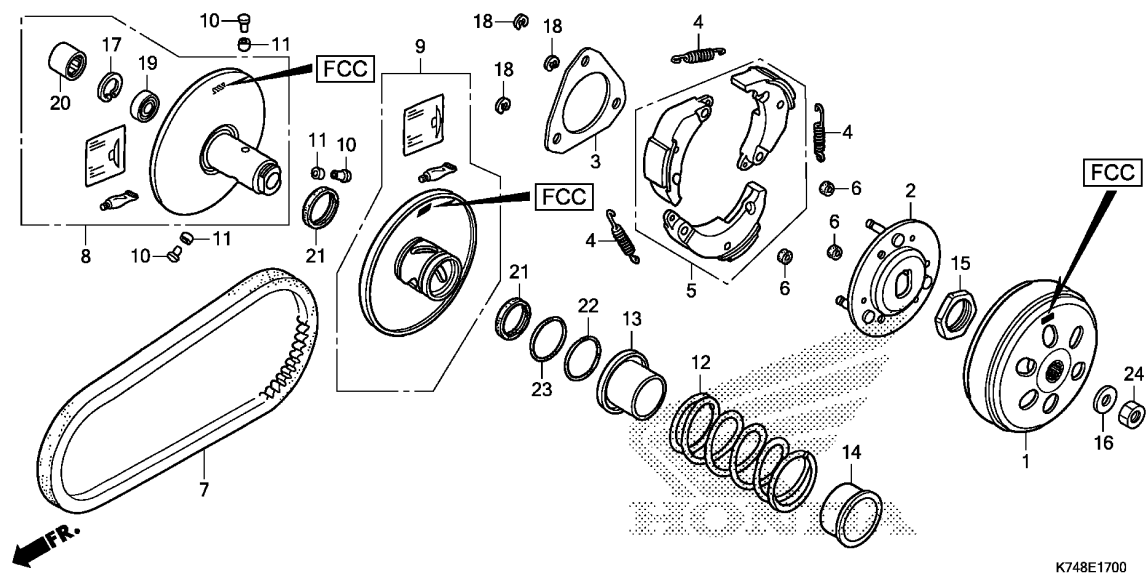
Ref. No.	Part No.	Description	Reqd. QTY	Serial No.	Parts catalogue code
			NVA110 G		
1	22011-KPL-940	PIECE SET, SLIDE	1		
2	22102-KWP-D00	FACE, DRIVE(69T)	1		
3	22105-KWP-D00	BOSS, DRIVE FACE	1		
4	22109-KZL-840	RATCHET, STARTER	1		
5	22110-KWP-D00	FACE COMP., MOVABLE DRIVE ...	1		
6	22113-KWP-D00	FIN, DRIVE FACE	1		
7	22123-KWN-780	ROLLER SET, WEIGHT	1		
	22123-KWP-D00	1		
8	22131-KWP-D00	PLATE, RAMP	1		
9	28223-KZL-840	SPRING, KICK DRIVEN GEAR	1		
10	28230-KZL-840	GEAR COMP., KICK DRIVEN(7T) -	1		
11	28250-KWP-D00	SPINDLE COMP., KICK STARTER			
		(57T)	1		
12	28253-KVT-900	BUSH, KICK SPINDLE	1		
13	28255-KPL-900	COLLAR, KICK BOSS	1		
14	28281-KZL-C00	SPRING, KICK RETURN	1		
15	90412-KZL-840	WASHER, THRUST, 10MM	1		
16	90426-KVB-900	WASHER, SPECIAL, 14MM	1		
17	90451-KVT-900	WASHER, KICK SPINDLE	1		
18	90608-KVT-901	CIRCLIP, EXTERNAL, 16MM	1		
19	94030-14200	NUT, HEX., 14MM	1		

2



Ref. No.	L.O.N.	(Relative ref. Number) Description	F.R.T.
1	2121A0	OUTER, CLUTCH	0.3
5		(2,4)	
5	2121A6	WEIGHT SET, CLUTCH	0.6
7	2111B2	BELT, DRIVE	0.3
8		(10,11,13)	
8	2111A2	FACE, DRIVEN	0.5
9		(21,22,23)	
9	2111A3	FACE, MOVABLE DRIVEN	0.6
12		(14)	
12	2111A7	SPRING, DRIVEN FACE	0.5
20		(19)	
20	2111A8	BEARING, DRIVEN FACE	0.6
	2111A8A	.Replac 1 bearing add	0.1

Ref. No.	Part No.	Description	Reqd. QTY NVA110 G	Serial No.	Parts catalogue code
1	22100-KWP-D01	OUTER COMP., CLUTCH(F.C.C.)	1		
2	22350-KWP-900	PLATE COMP., DRIVE	1		
	22350-KWP-D01	1		
3	22361-KWP-D00	PLATE, CLUTCH SIDE	1		
4	22401-KGG-910	SPRING, CLUTCH	3		
5	22535-KWP-D00	WEIGHT SET, CLUTCH	1		
6	22804-148-000	RUBBER, CLUTCH DAMPER	3		
7	23100-KWP-D01	BELT, DRIVE(BANDO)	1		
	23100-KWP-D02	BELT, DRIVE(GATES)	1		
8	23205-KWP-D00	FACE SET, DRIVEN(F.C.C.)	1		
	23205-KWP-F00	1		
9	23224-KWP-D01	FACE SET, MOVABLE DRIVEN (F.C.C.)	1		
10	23225-KSY-900	PIN, ROLLER GUIDE	3		
11	23226-KVB-900	ROLLER, GUIDE	3		
12	23233-KWP-D00	SPRING, DRIVEN FACE	1		
13	23237-KWP-D00	COLLAR, SEAL	1		
14	23238-KWP-900	COLLAR, SPRING	1		
15	90202-KPL-900	NUT, SPECIAL, 28MM	1		
16	90441-GY6-940	WASHER, 12.2X29X2.5	1		
17	90601-KWP-900	CIRCLIP, INTERNAL, 28MM	2		
18	90605-166-720	CIRCLIP, 7MM	3		
19	91009-KVY-961	BEARING, RADIAL BALL, 6902U (NSK)	2		
20	91109-KVY-902	BEARING, NEEDLE, 20X29X18 (SCHAEFFLER)	2		



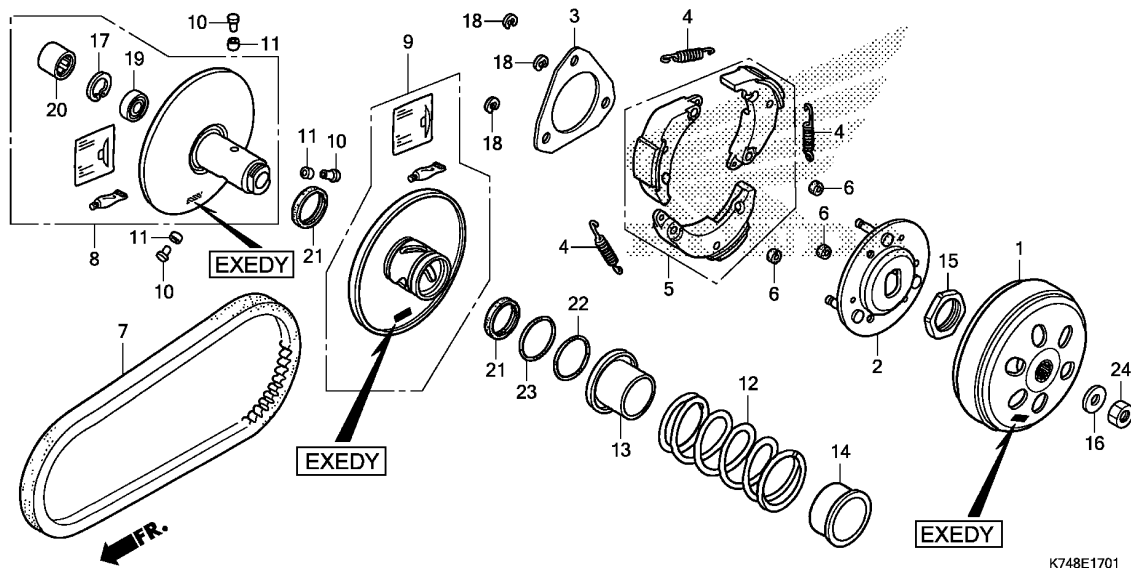
Ref. No.	Part No.	Description	Reqd. QTY NVA110 G	Serial No.	Parts catalogue code
21	91211-K24-901	SEAL, DRIVEN FACE, 34X39X3 ..	2		
22	91351-642-000	O-RING, PINION CAP	1		
23	91351-GR1-000	O-RING, 38.5X2	1		
24	94030-12200	NUT, HEX., 12MM	1		



E-17-1

DRIVEN FACE(EXEDY)

D15



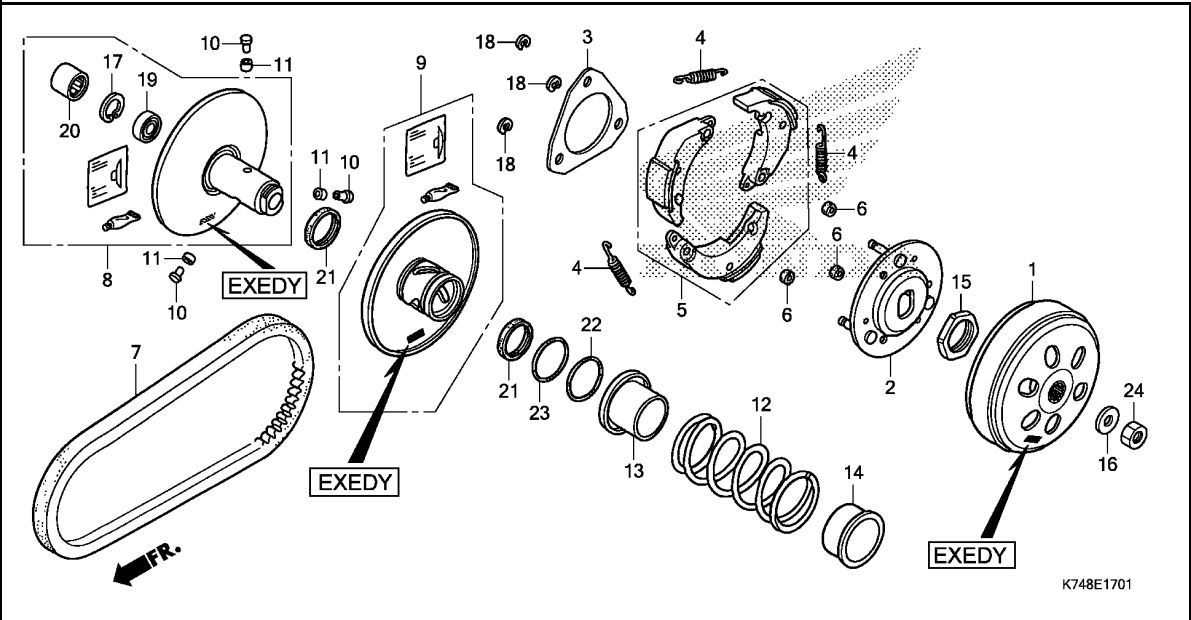
Ref. No.	L.O.N.	(Relative ref. Number) Description	F.R.T.
1	2121A0	OUTER, CLUTCH	0.3
5		(2,4)	
5	2121A6	WEIGHT SET, CLUTCH	0.6
7	2111B2	BELT, DRIVE	0.3
8		(10,11,13)	
9	2111A2	FACE, DRIVEN	0.5
		(21,22,23)	
12	2111A3	FACE, MOVABLE DRIVEN	0.6
		(14)	
20	2111A7	SPRING, DRIVEN FACE	0.5
		(19)	
	2111A8	BEARING, DRIVEN FACE	0.6
	2111A8A	.ReplacE 1 bearing add	0.1

Ref. No.	Part No.	Description	Reqd. QTY	Serial No.	Parts catalogue code
			NVA110 G		
1	22100-KWP-D02	OUTER COMP., CLUTCH(EXEDY) ..	1		
2	22350-KWP-D02	PLATE COMP., DRIVE	1		
3	22361-K27-V02	PLATE, CLUTCH SIDE(EXEDY) ...	1		
4	22401-KWP-D02	SPRING, CLUTCH(8KGF)	3		
5	22534-KWP-D00	WEIGHT SET, CLUTCH	1		
6	22804-148-000	RUBBER, CLUTCH DAMPER	3		
7	23100-KWP-D01	BELT, DRIVE(BANDO)	1		
	23100-KWP-D02	BELT, DRIVE(GATES)	1		
8	23204-KWP-D00	FACE SET, DRIVEN(EXEDY)	1		
9	23223-KWP-D00	FACE SET, MOVABLE DRIVEN (EXEDY)	1		
10	23225-KSY-900	PIN, ROLLER GUIDE	3		
11	23226-K27-V02	ROLLER, GUIDE	3		
12	23233-KWP-D02	SPRING, DRIVEN FACE	1		
13	23237-KWP-D02	COLLAR, SEAL	1		
14	23238-KWP-D02	COLLAR, SPRING	1		
15	90202-KN7-670	NUT, SPECIAL, 28MM	1		
16	90441-GY6-940	WASHER, 12.2X29X2.5	1		
17	90464-K27-V02	CIRCLIP, INTERNAL, 28MM(EXEDY)	1		
18	90605-166-720	CIRCLIP, 7MM	3		
19	91009-KVY-961	BEARING, RADIAL BALL, 6902U (NSK)	1		
20	91109-KVY-902	BEARING, NEEDLE, 20X29X18 (SCHAEFFLER)	1		
21	91211-K24-901	SEAL, DRIVEN FACE, 34X39X3 ..	2		

E-17-1

DRIVEN FACE(EXEDY)

D16



2

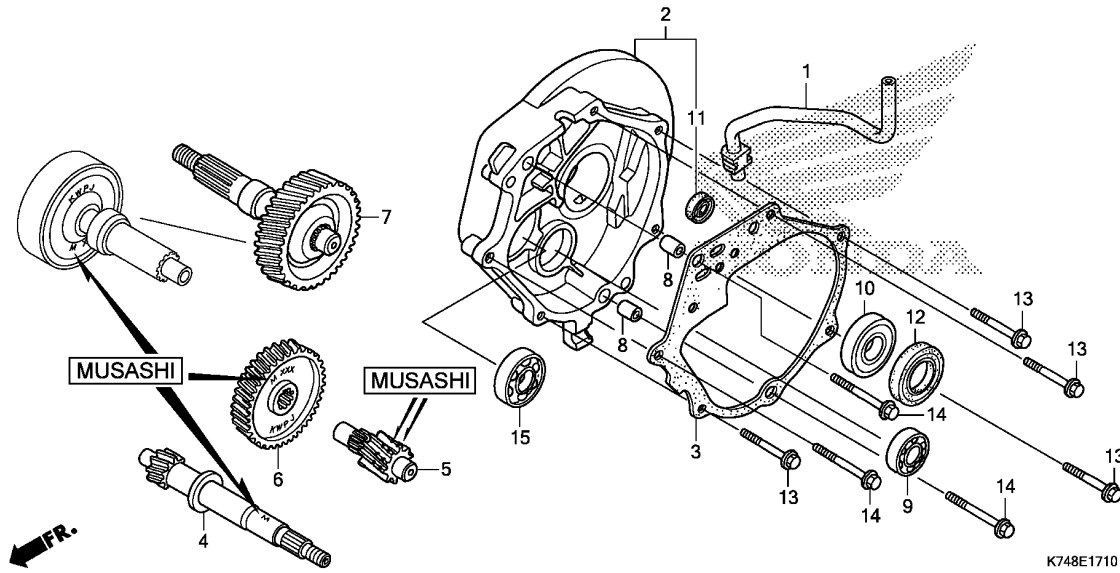
Ref. No.	Part No.	Description	Reqd. QTY	Serial No.	Parts catalogue code
----------	----------	-------------	-----------	------------	----------------------

22	91351-642-000	O-RING, PINION CAP	1		
23	91351-GR1-000	O-RING, 38.5X2	1		
24	94030-12200	NUT, HEX., 12MM	1		

E-17-10

TRANSMISSION(MUSASHI)

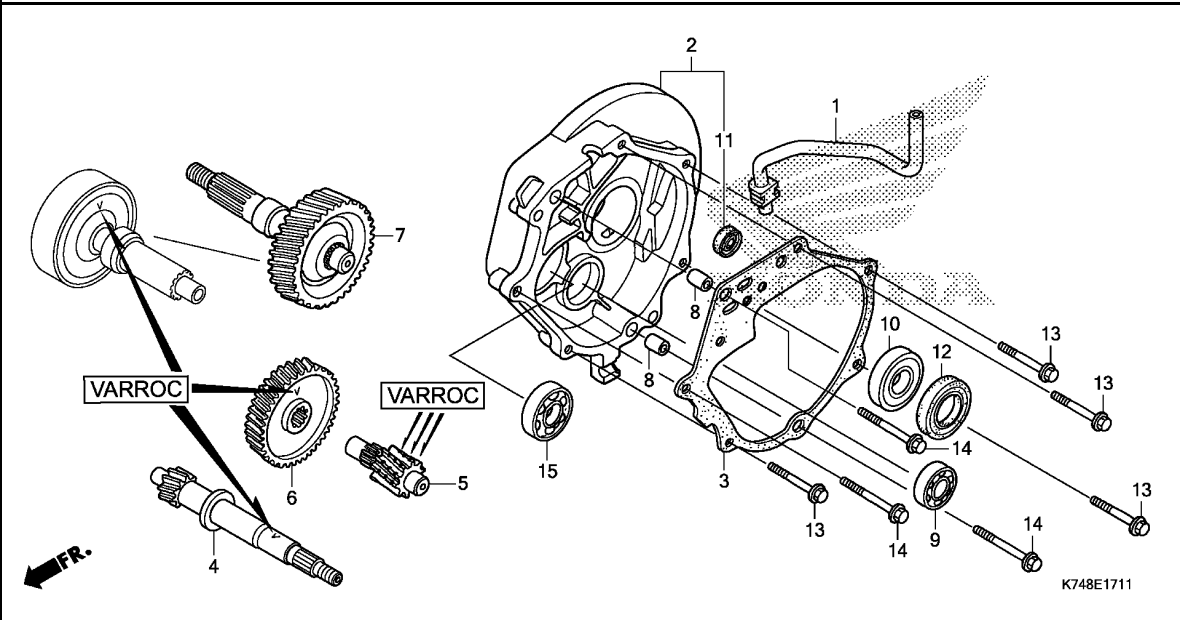
E 1



Ref. No.	L.O.N.	(Relative ref. Number) Description	F.R.T.
2	2101A2	CASE, TRANSMISSION	1.2
3	2101A3	GASKET, TRANSMISSION CASE	0.9
4	2101E9	SHAFT, DRIVE	1.2
5	210142	COUNTERSHAFT, TRANSMISSION ...	0.9
6	2101A5	GEAR, COUNTER	0.9
7	210170	SHAFT, FINAL GEAR	0.9
9	2101C8	BEARING, COUNTERSHAFT :RIGHT ..	1.1
	2101C9	BEARING, COUNTERSHAFT :BOTH ..	1.2
10		(12)	
	2101E6	BEARING, FINAL GEAR SHAFT :RIGHT	1.1
	2101J0	BEARING, FINAL GEAR SHAFT :BOTH	1.2
15	2101F1	BEARING, DRIVESHAFT :RIGHT ...	1.1
	2101J1	BEARING, DRIVESHAFT :BOTH	1.3

Ref. No.	Part No.	Description	Reqd. QTY	Serial No.	Parts catalogue code
			NVA110 G		
1	11220-GCC-000	TUBE, MISSION BREATHER	1		
2	21200-KZK-900	CASE COMP., MISSION	1		
3	21395-KWP-901	GASKET, TRANSMISSION CASE ...	1		
4	23411-KWP-D00	DRIVESHAFT(19T)	1		
5	23421-KWP-D00	COUNTERSHAFT(13T)	1		
6	23422-KWP-F00	GEAR, COUNTER(51T)	1		
7	23430-KWP-F00	GEAR COMP., FINAL(49T)	1		
8	90701-KPL-900	DOWEL PIN, SPECIAL, 8X14	2		
9	91006-KWP-901	BEARING, RADIAL BALL, 6201 (NSK)	1		
10	91008-KWP-D01	BEARING, RADIAL BALL, 6004UU (NSK)	1		
	91008-KWP-D02	BEARING, RADIAL BALL, 6004UU (FAG)	1		
	91008-KWP-D03	BEARING, RADIAL BALL, 6004UU (NEI LTD)	1		
11	91203-KPL-901	OIL SEAL, 14X20X3.2	1		
12	91225-KWP-D01	OIL SEAL, 27X42X7	1		
13	95701-06030-00	BOLT, FLANGE, 6X30	4		
14	95701-06040-00	BOLT, FLANGE, 6X40	3		
15	96100-63010-00	BEARING, RADIAL BALL, 6301 ..	1		

2



Ref. No.	L.O.N.	(Relative ref. Number) Description	F.R.T.
2	2101A2	CASE, TRANSMISSION	1.2
3	2101A3	GASKET, TRANSMISSION CASE	0.9
4	2101E9	SHAFT, DRIVE	1.2
5	210142	COUNTERSHAFT, TRANSMISSION ...	0.9
6	2101A5	GEAR, COUNTER	0.9
7	210170	SHAFT, FINAL GEAR	0.9
9	2101C8	BEARING, COUNTERSHAFT :RIGHT ..	1.1
	2101C9	BEARING, COUNTERSHAFT :BOTH ..	1.2
10		(12)	
	2101E6	BEARING, FINAL GEAR SHAFT :RIGHT	1.1
	2101J0	BEARING, FINAL GEAR SHAFT :BOTH	1.2
15	2101F1	BEARING, DRIVESHAFT :RIGHT ...	1.1
	2101J1	BEARING, DRIVESHAFT :BOTH	1.3

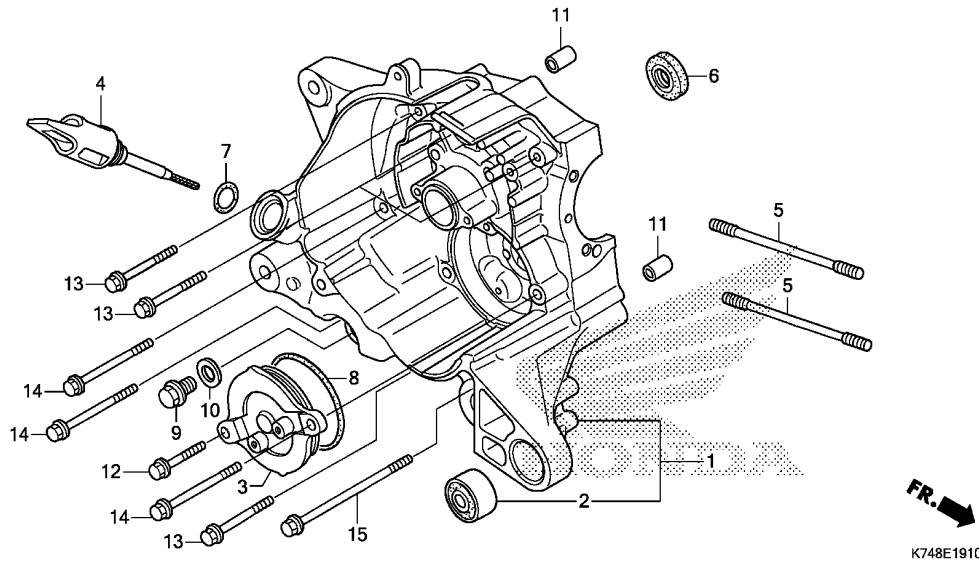
Ref. No.	Part No.	Description	Reqd. QTY	Serial No.	Parts catalogue code
			NVA110 G		
1	11220-GCC-000	TUBE, MISSION BREATHER	1		
2	21200-KZK-900	CASE COMP., MISSION	1		
3	21395-KWP-901	GASKET, TRANSMISSION CASE ...	1		
4	23411-KWP-F20	DRIVESHAFT(19T)	1		
5	23421-KWP-F20	COUNTERSHAFT(13T)	1		
6	23422-KWP-F20	GEAR, COUNTER(51T)	1		
7	23430-KWP-F20	GEAR COMP., FINAL(49T)	1		
8	90701-KPL-900	DOWEL PIN, SPECIAL, 8X14	2		
9	91006-KWP-901	BEARING, RADIAL BALL, 6201 (NSK)	1		
10	91008-KWP-D01	BEARING, RADIAL BALL, 6004UU (NSK)	1		
	91008-KWP-D02	BEARING, RADIAL BALL, 6004UU (FAG)	1		
	91008-KWP-D03	BEARING, RADIAL BALL, 6004UU (NEI LTD)	1		
11	91203-KPL-901	OIL SEAL, 14X20X3.2	1		
12	91225-KWP-D01	OIL SEAL, 27X42X7	1		
13	95701-06030-00	BOLT, FLANGE, 6X30	4		
14	95701-06040-00	BOLT, FLANGE, 6X40	3		
15	96100-63010-00	BEARING, RADIAL BALL, 6301 ..	1		



E-19-10

RIGHT CRANKCASE

E 3



Ref. No.	L.O.N.	(Relative ref. Number) Description	F.R.T.
1	110120	CRANKCASE :RIGHTINCLUDES: Engine removal and installation	4.5
	1101A2	CRANKCASE :BOTHINCLUDES: Engine removal and installation	5.6
6	110132	OIL SEAL, CRANKSHAFT :RIGHT .. .INCLUDES: Engine removal and installation	4.2
	1101H3	OIL SEAL, CRANKSHAFT :BOTHINCLUDES: Engine removal and installation	4.5

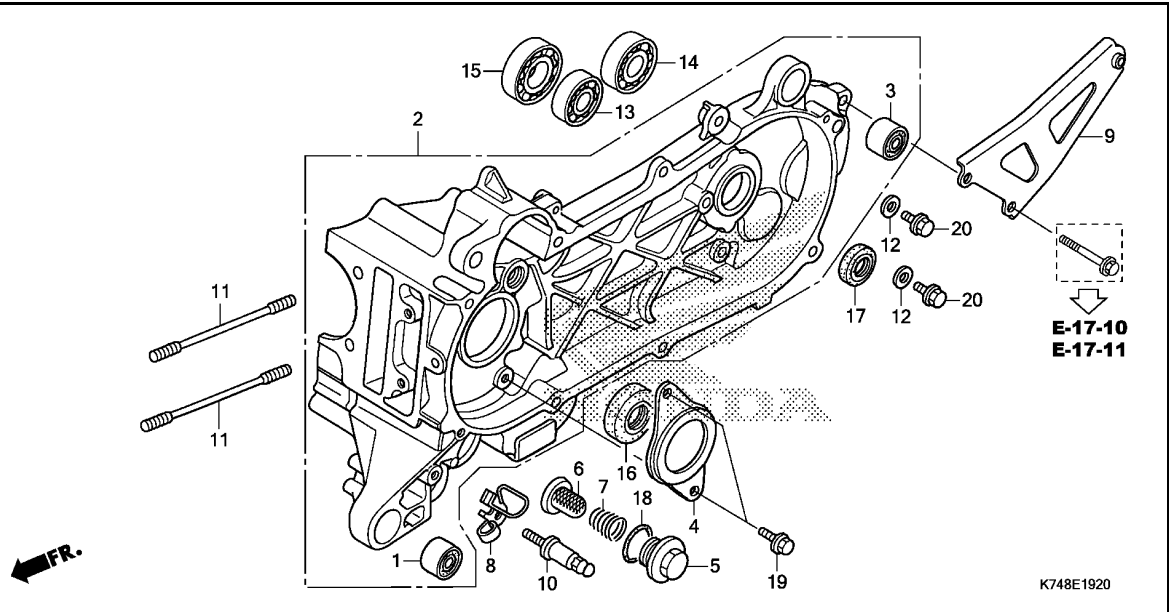
Ref. No.	Part No.	Description	Reqd. QTY NVA110 G	Serial No.	Parts catalogue code
1	11100-KWP-D01	CRANKCASE COMP., R.	1		
2	11103-KWP-900	BUSH, ENGINE HANGER RUBBER ..	1		
3	11361-KVY-900	COVER, OIL PUMP	1		
4	15651-KWP-900	GAUGE, OIL LEVEL	1		
5	90031-KWP-D00	BOLT A, STUD, 7X193.5	2		
6	91201-KWP-D01	OIL SEAL, 16X26X7(ARAI)	1		
7	91307-035-000	O-RING, 18X3	1		
8	91307-639-000	O-RING, 64X2	1		
9	92800-12000	BOLT, DRAIN PLUG, 12MM	1		
10	94109-12000	WASHER, DRAIN PLUG, 12MM	1		
11	94301-08200	DOWEL PIN, 8X20	2		
12	95701-06022-00	BOLT, FLANGE, 6X22	1		
13	95701-06055-00	BOLT, FLANGE, 6X55	4		
14	95701-06080-00	BOLT, FLANGE, 6X80	3		
15	95701-06115-00	BOLT, FLANGE, 6X115	1		

2

E-19-20

LEFT CRANKCASE

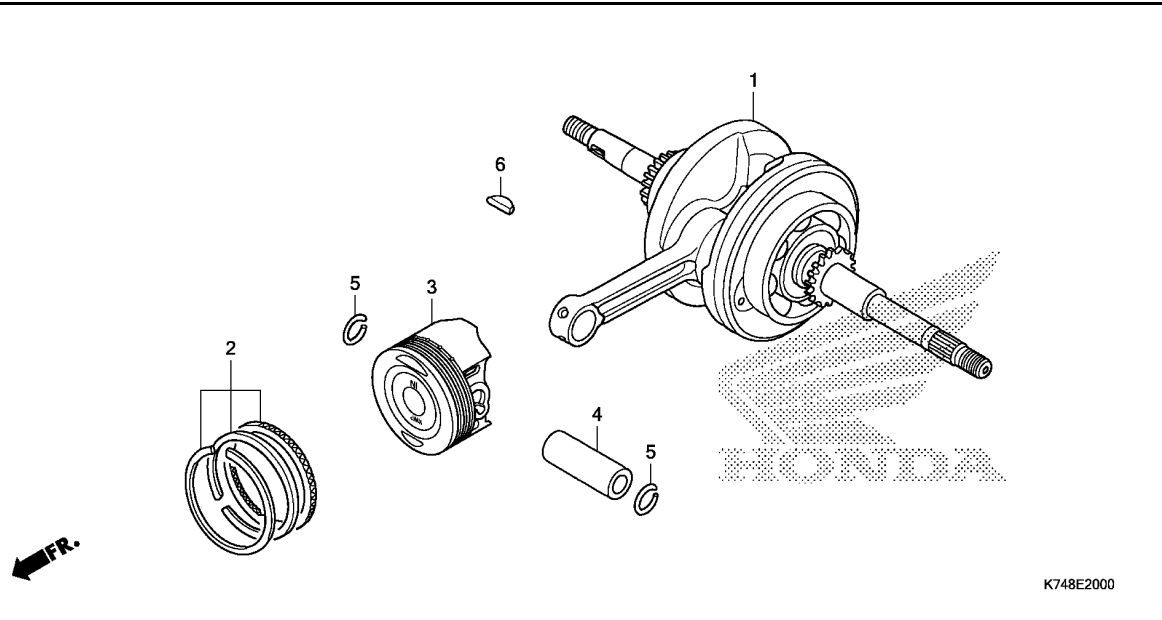
E 4



Ref. No.	L.O.N.	(Relative ref. Number) Description	F.R.T.
2	110115	CRANKCASE :LEFTINCLUDES: Engine removal and installation	5.3
	1101A2	CRANKCASE :BOTHINCLUDES: Engine removal and installation	5.6
6	1131B5	SCREEN, OIL FILTER (5,7,18)	0.1
13	2101C7	BEARING, COUNTERSHAFT :LEFT ..	1.1
	2101C9	BEARING, COUNTERSHAFT :BOTH ..	1.2
14	2101E5	BEARING, FINAL GEAR SHAFT :LEFT ..	1.1
	2101J0	BEARING, FINAL GEAR SHAFT :BOTH ..	1.2
15	2101F0	BEARING, DRIVESHAFT :LEFT	1.2
	2101J1	BEARING, DRIVESHAFT :BOTH	1.3
16	110131	OIL SEAL, CRANKSHAFT :LEFTINCLUDES: Engine removal and installation	4.4
	1101H3	OIL SEAL, CRANKSHAFT :BOTHINCLUDES: Engine removal and installation	4.5
17	2101E7	OIL SEAL, DRIVESHAFT	1.2

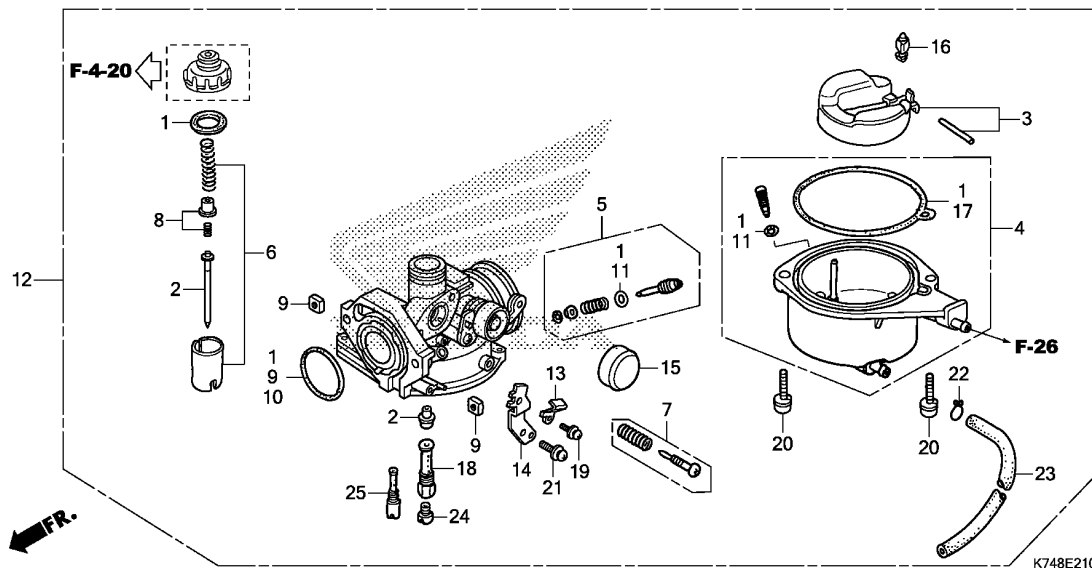
Ref. No.	Part No.	Description	Reqd. QTY	Serial No.	Parts catalogue code
			NVA110 G		
1	11103-KWP-900	BUSH, ENGINE HANGER RUBBER ..	1		
2	11200-KWP-D01	CRANKCASE COMP., L.	1		
3	11203-KWP-D00	BUSH, RR. CUSHION UNDER RUBBER	1		
4	11204-KWP-D00	PLATE, OIL SEAL STOPPER	1		
5	12361-KPL-900	CAP, TAPPET ADJUSTING HOLE ..	1		
6	15421-KPL-900	SCREEN, OIL FILTER	1		
7	15426-KCW-880	SPRING, OIL FILTER SCREEN ...	1		
8	16236-K74-N00	CLAMPER, OVER FLOW	1		
9	80109-K74-N00	STAY, RR. INNER FENDER	1		
10	90008-KPL-900	BOLT, MAIN STAND SPRING	1		
11	90032-KWP-D00	BOLT B, STUD, 7X198	2		
12	90474-333-000	WASHER, SEALING, 8MM	2		
13	91006-KWP-901	BEARING, RADIAL BALL, 6201 (NSK)	1		
14	91007-KWP-901	BEARING, RADIAL BALL, 6202 (NSK)	1		
15	91104-KCW-880	BEARING, RADIAL BALL, 6204 ..	1		
16	91202-KWP-D01	OIL SEAL, 20.8X53X6(ARS)	1		
17	91203-KWP-D01	OIL SEAL, 20X32X6.2(ARS)	1		
18	91302-001-020	O-RING, 30.8MM	1		
19	95701-06016-00	BOLT, FLANGE, 6X16	2		
20	95701-08012-00	BOLT, FLANGE, 8X12	2		

2



Ref. No.	L.O.N.	(Relative ref. Number) Description	F.R.T.
1	1101B5	CRANKSHAFT -INCLUDES: Engine removal and installation (2,4,5)	4.7
3	111103	PISTON RING AND/OR PISTON(ONE)	2.8

Ref. No.	Part No.	Description	Reqd. QTY NVA110 G	Serial No.	Parts catalogue code
1	13000-KWP-D01	CRANKSHAFT COMP.	1		
2	13011-KWP-D00	RING SET, PISTON(STD.) (RIKEN)	1		
	13012-KWP-D00	RING SET, PISTON(STD.) (SAM)	1		
	13013-KWP-D00	RING SET, PISTON(STD.) (TPR)	1		
	13021-KWP-D00	RING SET, PISTON(0.25) (RIKEN)	(1)		
	13022-KWP-D00	RING SET, PISTON(0.25) (SAM)	(1)		
	13023-KWP-D00	RING SET, PISTON(0.25) (TPR)	(1)		
	13031-KWP-D00	RING SET, PISTON(0.50) (RIKEN)	(1)		
	13032-KWP-D00	RING SET, PISTON(0.50) (SAM)	(1)		
	13033-KWP-D00	RING SET, PISTON(0.50) (TPR)	(1)		
	13041-KWP-D00	RING SET, PISTON(0.75) (RIKEN)	(1)		
	13042-KWP-D00	RING SET, PISTON(0.75) (SAM)	(1)		
	13043-KWP-D00	RING SET, PISTON(0.75) (TPR)	(1)		
	13051-KWP-D00	RING SET, PISTON(1.00) (RIKEN)	(1)		
	13052-KWP-D00	RING SET, PISTON(1.00) (SAM)	(1)		
	13053-KWP-D00	RING SET, PISTON(1.00) (TPR)	(1)		
3	13101-KWP-D00	PISTON(STD.)	1		
	13102-KWP-D00	PISTON(0.25)	(1)		
	13103-KWP-D00	PISTON(0.50)	(1)		
	13104-KWP-D00	PISTON(0.75)	(1)		
	13105-KWP-D00	PISTON(1.00)	(1)		
4	13111-KWS-900	PIN, PISTON	1		
5	13115-KWS-900	CLIP, PISTON PIN, 12MM	2		
6	90741-KPL-900	KEY, WOODRUFF	1		



Ref. No.	L.O.N.	(Relative ref. Number) Description	F.R.T.
2	(8)		
3111A3		NEEDLE, JET	0.9
3	(16)		
311120		FLOAT OR FLOAT VALVE	0.8
4	3111A6	CHAMBER, FLOAT	0.7
6	3111A8	VALVE, THROTTLE	0.3
12	3111B5	CARBURETOR ASSEMBLY	0.7
24	(18,25)		
3111D4		JET, MAIN	0.8

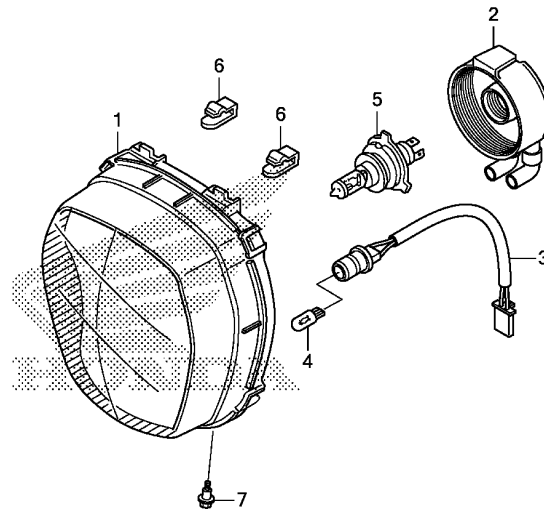
Ref. No.	Part No.	Description	Reqd. QTY	Serial No.	Parts catalogue code
			NVA110 G		
1	16010-K24-901	GASKET SET	1		
2	16012-KWP-E01	NEEDLE SET, JET	1		
3	16013-KRB-901	FLOAT SET	1		
4	16015-K24-901	CHAMBER SET, FLOAT	1		
5	16016-KPH-901	SCREW SET	1		
6	16022-KWP-E01	VALVE SET, THROTTLE	1		
7	16028-KPL-901	SCREW SET	1		
8	16037-KRS-601	PLATE SET, VALVE	1		
9	16041-KPL-901	NUT SET, SQUARE	1		
10	16075-KPL-901	O-RING	1		
11	16076-KPL-901	O-RING	1		
12	16100-K74-N01	CARBURETOR ASSY. (PB5TH A) ...	1		
13	16119-KPL-901	PLATE, STAY	1		
14	16119-KWP-901	STAY, WIRE	1		
15	16148-KPL-901	CAP, CHOKE DUST	1		
16	16155-KPL-901	VALVE COMP., FLOAT	1		
17	16163-KWS-901	GASKET, FLOAT CHAMBER	1		
18	16165-KVT-D01	HOLDER, NEEDLE JET	1		
19	93892-04010-18	SCREW-WASHER, 4X10	1		
20	93892-04018-08	SCREW-WASHER, 4X18	2		
21	93892-05012-18	SCREW-WASHER, 5X12	1		
22	95002-02659	CLIP, TUBE (B6.5)	1		
23	95005-35280-50	TUBE, 3.5X280 (95005-35001-50M)	1		
24	99101-GCK-0850	JET, MAIN, #85	1		
25	99103-KWP-0350	JET COMP. (#35X#35)	1		



F-1

HEADLIGHT

F 1

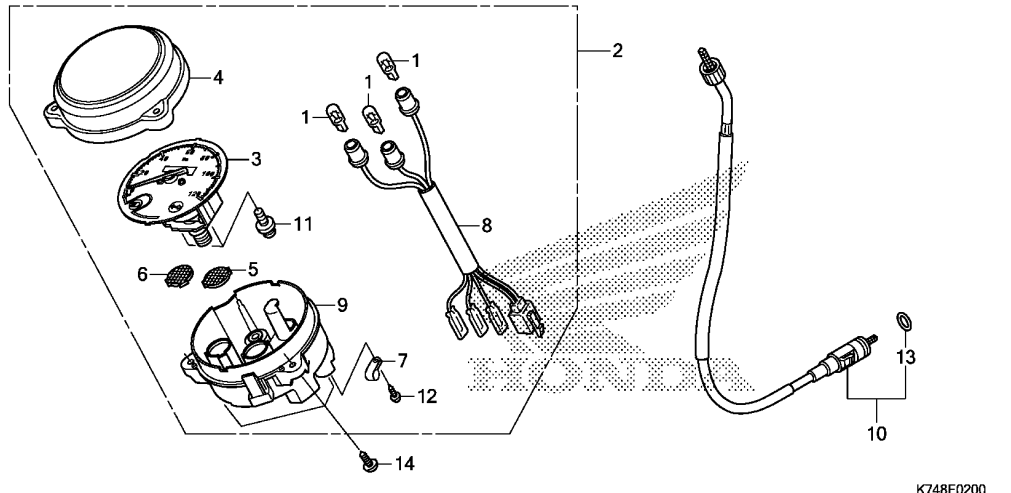


K748F0100

Ref. No.	L.O.N.	(Relative ref. Number) Description	F.R.T.
1	6161A7	HEADLIGHT UNIT	0.3
3	616180	SOCKET, POSITION LIGHT	0.2
4	616182	BULB, POSITION LIGHT	0.1
5		(2)	
	616118	BULB, HEADLIGHT	0.1

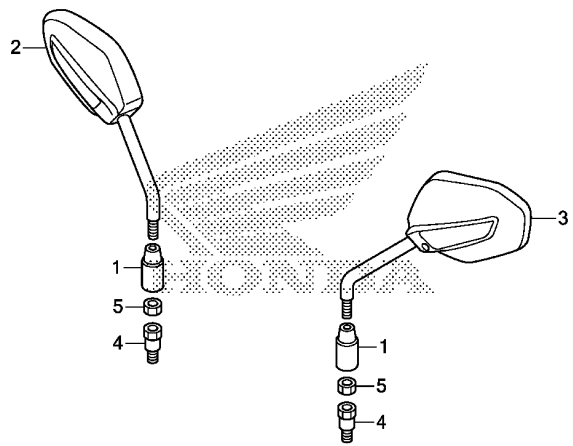
Ref. No.	Part No.	Description	Reqd. QTY NVA110 G	Serial No.	Parts catalogue code
1	33110-K74-N01	HEADLIGHT UNIT	1		
2	33112-KWS-901	COVER, RUBBER	1		
3	33130-K55-601	SOCKET COMP., POSITION LIGHT	1		
4	33301-KYJ-901	BULB, WEDGE BASE(T10 12V 5W)	1		
5	34901-KTE-740	BULB, HEADLIGHT(HS1)			
		(12V 35/35W) (PHILIPS)	1		
	34901-KVN-971	BULB, HEADLIGHT(HS1)			
		(12V 35/35W) (PHOENIX)	1		
6	53209-GAH-000	CLIP, HEADLIGHT	2		
7	90101-KTE-650	BOLT, ADJUSTING	1		

3



Ref. No.	L.O.N.	(Relative ref. Number) Description	F.R.T.
1	6161G3	BULB, METERNOTE: Same time for two units or more	0.1
2	8121A1	METER ASSY., COMBINATION	0.4
3	8121A2	METER, COMBINATION	0.3
4	8121B7	LENS, METER	0.3
8	6161G4	SOCKET ASSY., METER BULB	0.4
9	8121B3	CASE, METER	0.3
10	811160	CABLE, SPEEDOMETER	0.2

Ref. No.	Part No.	Description	Reqd. QTY	Serial No.	Parts catalogue code
			NVA110 G		
1	34908-KVE-900	BULB, WEDGE BASE(T10) (12V 1.7W)(TOSHIBA)	3		
2	37200-K74-N01	SPEEDOMETER ASSY.(KPH)	1		
3	37210-K74-N01	SPEEDOMETER COMP.(KPH)	1		
4	37211-K74-N01	GLASS	1		
5	37213-KRP-901	LENS, PILOT TURN	1		
6	37214-KPL-901	LENS, PILOT HIGH BEAM	1		
7	37215-KAF-008	CLAMP	1		
8	37224-K74-N01	SOCKET COMP.	1		
9	37610-K74-N01	CASE, UNDER	1		
10	44830-KTE-911	CABLE COMP., SPEEDOMETER	1		
11	90035-166-008	SCREW-WASHER, SPECIAL, 4X10 ..	2		
12	90109-MZ5-008	SCREW, TAPPING, 4X14	1		
13	91352-671-003	O-RING, 8.5X1.5(ARAI)	1		
	91352-671-004	O-RING, 8.5X1.5(NOK)	1		
14	93903-24410	SCREW, TAPPING, 4X16	3		



Ref. No.	L.O.N.	(Relative ref. Number)	Description	F.R.T.
----------	--------	------------------------	-------------	--------

NO INFORMATION

K748F0300

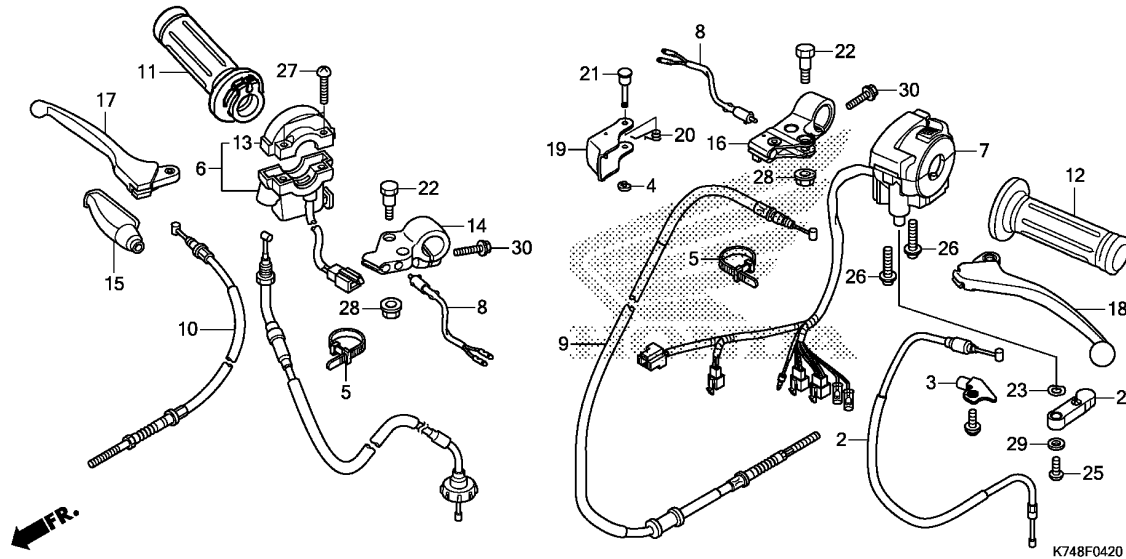
3

Ref. No.	Part No.	Description	Reqd. QTY	Serial No.	Parts catalogue code
			NVA110 G		
1	88114-198-D10	CAP, LOCK NUT	2		
2	88210-K38-901ZC	MIRROR COMP., R. *NH1*.....BLACK	1		
3	88220-K38-901ZC	MIRROR COMP., L. *NH1*.....BLACK	1		
4	90103-KTE-920	BOLT, ADAPTER, 10MM	2		
5	90201-MW3-620	NUT, HEX., 10MM (LEFT HAND THREAD)	2		

F-4-20

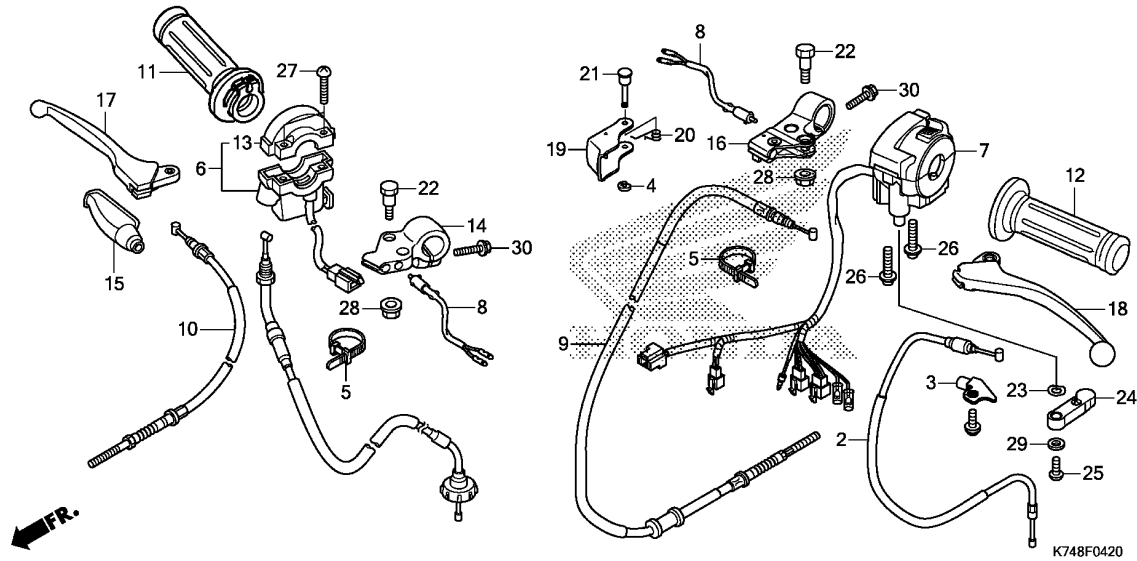
HANDLE LEVER/SWITCH/CABLE

F 4



Ref. No.	L.O.N.	(Relative ref. Number) Description	F.R.T.
2	811120	CABLE, CHOKE	0.3
6	615116	SWITCH, STARTER	0.3
7	615118	SWITCH, WINKER	0.4
8	6151B2	SWITCH, FRONT STOP	0.4
	6151B3	SWITCH, REAR STOP :LEVER SIDE	0.4
	6151B6	SWITCH, STOP :BOTH	0.8
9	811130	CABLE, REAR BRAKE	0.7
10	811125	CABLE, FRONT BRAKE	0.3
11	810150	GRIP, THROTTLE	0.1
12	8101C0	GRIP, HANDLE :LEFT	0.1
14	8101C9	BRACKET, HANDLE LEVER :RIGHT	0.4
16	8101C8	BRACKET, HANDLE LEVER :LEFT	0.6
	8101D0	BRACKET, HANDLE LEVER :BOTH	0.9
17	8101C7	LEVER, HANDLE :RIGHT	0.2
18	8101C6	LEVER, HANDLE :LEFT	0.2
	8101F5	LEVER, HANDLE :BOTH	0.4
19	810170	LEVER, PARKING LOCK	0.1
24	810140	LEVER, CHOKE :HANDLE SIDE	0.1

Ref. No.	Part No.	Description	Reqd. QTY	Serial No.	Parts catalogue code
			NVA110 G		
2	17950-K74-N00	CABLE COMP., CHOKE	1		
3	17962-K74-N00	STOPPER, CABLE	1		
4	30158-GW3-980	E-RING, 3MM	1		
5	32161-KSP-920	BAND B1, WIRE	2		
6	35150-K74-N01	SWITCH ASSY., START	1		
7	35200-K74-N01	SWITCH ASSY., WINKER	1		
8	35340-KZA-W01	SWITCH ASSY., FR. STOP	2		
9	43450-K74-N01	CABLE COMP., RR. BRAKE(HI-LEX)	1		
10	45450-K74-N01	CABLE COMP., FR. BRAKE	1		
11	53146-K74-N00	GRIP COMP., THROTTLE	1		
12	53166-KPL-901	GRIP, L. HANDLE	1		
13	53168-KWA-841	HOUSING, UPPER THROTTLE(MINDA)	1		
14	53171-K14-900	BRACKET, R. HANDLE LEVER	1		
15	53171-KCC-900	COVER, R. HANDLE LEVER	1		
16	53172-K74-N00	BRACKET, L. HANDLE LEVER	1		
17	53175-KYY-900	LEVER COMP., R. HANDLE	1		
18	53178-K74-N00	LEVER COMP., L. HANDLE	1		
19	53181-K74-N00	LEVER COMP., BRAKE LOCK	1		
20	53182-GW3-980	SPRING, PARKING LEVER RETURN	1		
21	53183-K74-N00	PIN, PARKING LEVER PIVOT	1		
22	90113-KYY-900	BOLT, HANDLE LEVER PIVOT	2		
23	90442-147-000	WASHER, WAVE	1		
24	91796-K74-N00	LEVER, CHOKE	1		
25	93500-05010-0A	SCREW, PAN, 5X10	1		

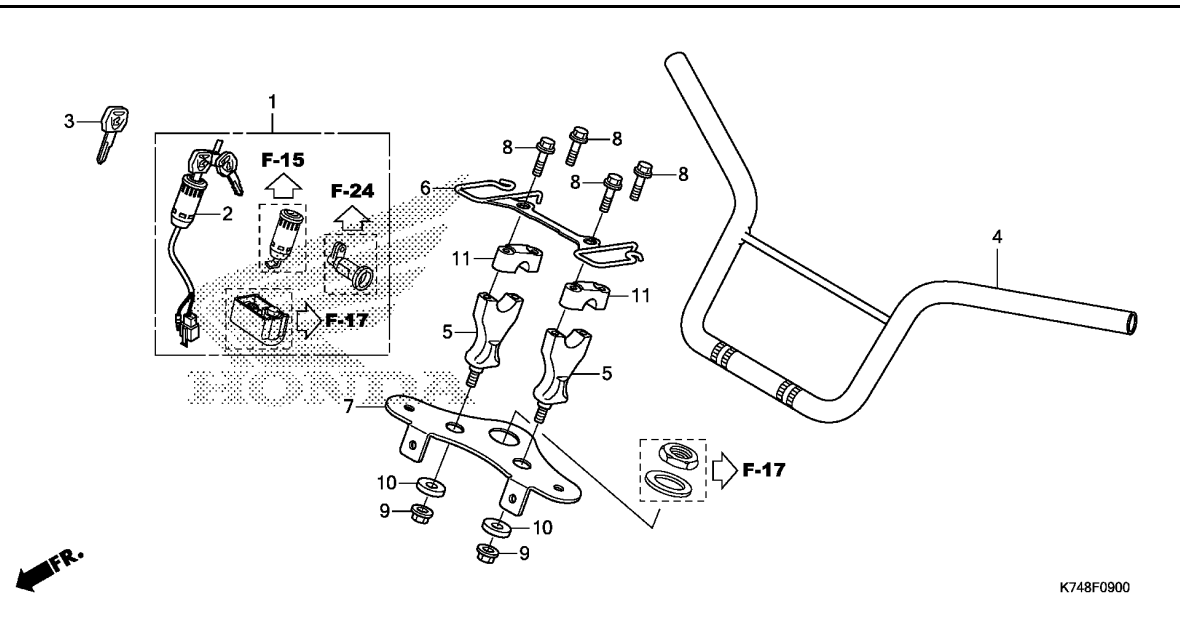


Ref. No.	Part No.	Description	Reqd. QTY		Parts catalogue code
			NVA110	Serial No.	
26	93500-05020-0G	SCREW, PAN, 5X20	2		
27	93500-05022-0G	SCREW, PAN, 5X22	2		
28	94050-06000	NUT, FLANGE, 6MM	2		
29	94103-05000	WASHER, PLAIN, 5MM	1		
30	95701-06022-00	BOLT, FLANGE, 6X22	2		

F-9

STEERING HANDLE/KEY SET

F 6



Ref. No.	L.O.N.	(Relative ref. Number) Description	F.R.T.
1	6151A1	KEY SET	1.8
2	615146	SWITCH, IGNITION	0.4
4	810100	PIPE, STEERING HANDLE	0.7
5	8101B9	HOLDER, HANDLE :LOWER	0.9
.NOTE: Same time for two units			
7	510110	BRIDGE, FORK TOP	0.9

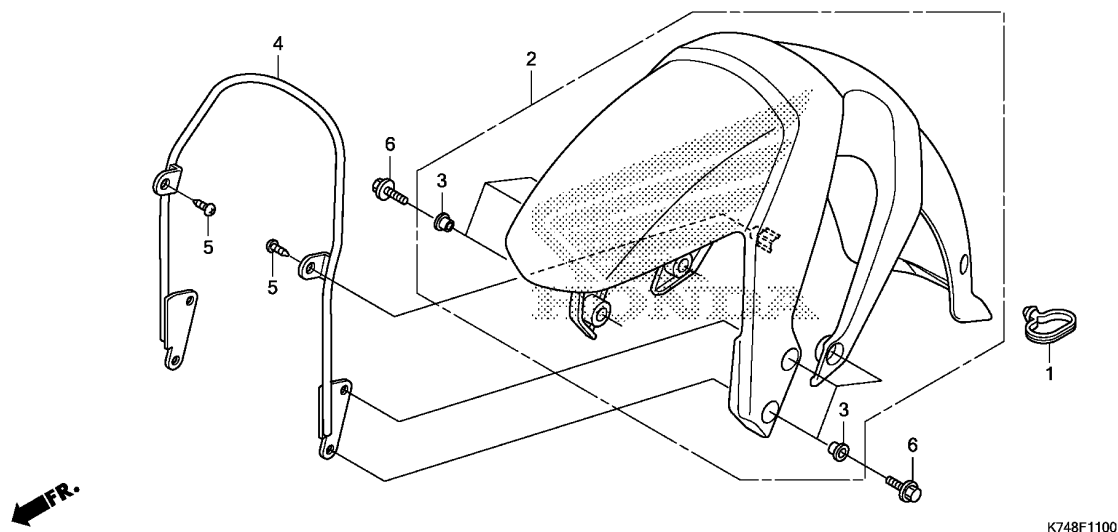
Ref. No.	Part No.	Description	Reqd. QTY	Serial No.	Parts catalogue code
			NVA110 G		
1	35010-K74-N00	KEY SET	1		
2	35100-K74-N01	SWITCH ASSY., COMBINATION	1		
3	35121-K14-930	KEY, BLANK(MINDA)	(1)		
4	53100-K74-N00	PIPE, STEERING HANDLE	1		
5	53132-K74-N00	HOLDER, HANDLE PIPE UNDER	2		
6	53139-K74-N00	GUIDE COMP., CABLE	1		
7	53230-K74-N00	BRIDGE, FORK TOP	1		
8	90117-383-000	BOLT, FLANGE, 6X28	4		
9	90304-KTE-911	NUT, FLANGE SPECIAL, 10MM (SIMMODS MARSHALL)	2		
10	90521-427-770	WASHER, 10.3MM	2		
11	95014-21101	HOLDER A1, HANDLE PIPE UPPER	2		

3

F-11

FRONT FENDER

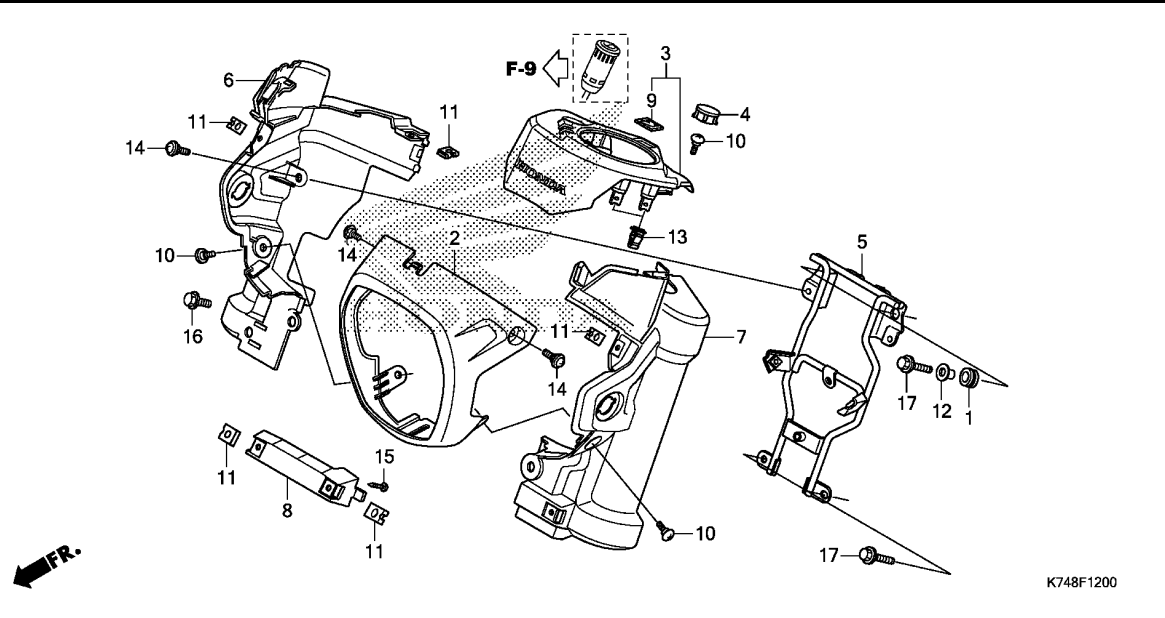
F 7



Ref. No.	L.O.N. (Relative ref. Number)	Description	F.R.T.
2	(4)		
4131B7		FENDER, FRONT	0.4

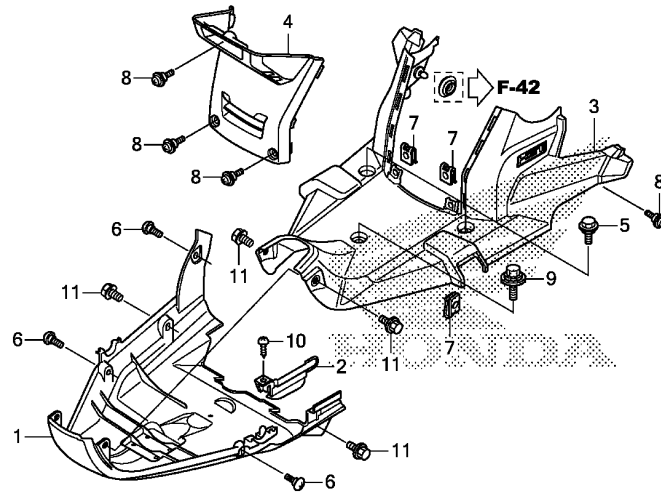
3

Ref. No.	Part No.	Description	Reqd. QTY	Serial No.	Parts catalogue code
			NVA110 G		
1	45451-KTE-600	GUIDE, FR. FENDER CABLE	1		
2	61100-K74-N00	FENDER, FR.	1		
3	61101-K55-600	COLLAR, FR. FENDER SETTING ..	6		
4	61102-K74-N00	STAY, FR. FENDER	1		
5	93903-35280	SCREW, TAPPING, 5X12	2		
6	96001-06016-00	BOLT, FLANGE, 6X16	6		



Ref. No.	L.O.N.	(Relative ref. Number) Description	F.R.T.
2	413135	COVER, HEADLIGHT	0.3
3	8121E3	COVER, METER	0.3
5	411105	STAY, FRONT COVER	0.5
6	5111J0	COVER, FRONT FORK UPPER :RIGHT	0.4
7	5111H9	COVER, FRONT FORK UPPER :LEFT	0.3
	5111J1	COVER, FRONT FORK UPPER :BOTH	0.4
8	4131K8	PLATE, FRONT NUMBER	0.3

Ref. No.	Part No.	Description	Reqd. QTY	Serial No.	Parts catalogue code
			NVA110 G		
1	17622-GB7-900	RUBBER, CUSHION	2		
2	61300-K74-N00ZA	COVER, HEADLIGHT *NHB60M* MAT SELENE SILVER METALLIC	1		
3	61305-K74-N00ZA	COVER SET, METER(WL) *TYPE1*.....	1		
4	61313-K14-900	PLUG, BLIND	1		
5	61315-K74-N00	STAY, FR. COWL	1		
6	61330-K74-N00	COVER, R. FORK	1		
7	61340-K74-N00	COVER, L. FORK	1		
8	64315-K74-N00	STAY, FR. NUMBER PLATE	1		
9	86150-KWS-601	EMBLEM, PRODUCT(SJS)	1		
10	90150-MBG-000	SCREW, PAN, 5X15	3		
11	90320-GC3-000	NUT, SPRING, 5MM	5		
12	90501-KC2-750	WASHER, REGULATOR SETTING ...	2		
13	90666-SDA-A01	CLIP, SNAP FITTING(PO) (NATURAL)	4		
14	91509-GE2-760	SCREW, PAN, 5X11.5	4		
15	93903-24320	SCREW, TAPPING, 4X12	1		
16	95701-06012-07	BOLT, FLANGE, 6X12	1		
17	96001-06020-00	BOLT, FLANGE, 6X20	4		



K748F1400

Ref. No.	L.O.N.	(Relative ref. Number) Description	F.R.T.
1	4131B4	COVER, UNDER	0.5
3	4131D2	STEP, FLOOR	0.5
4	4131Z7	COVER, CENTER	0.1

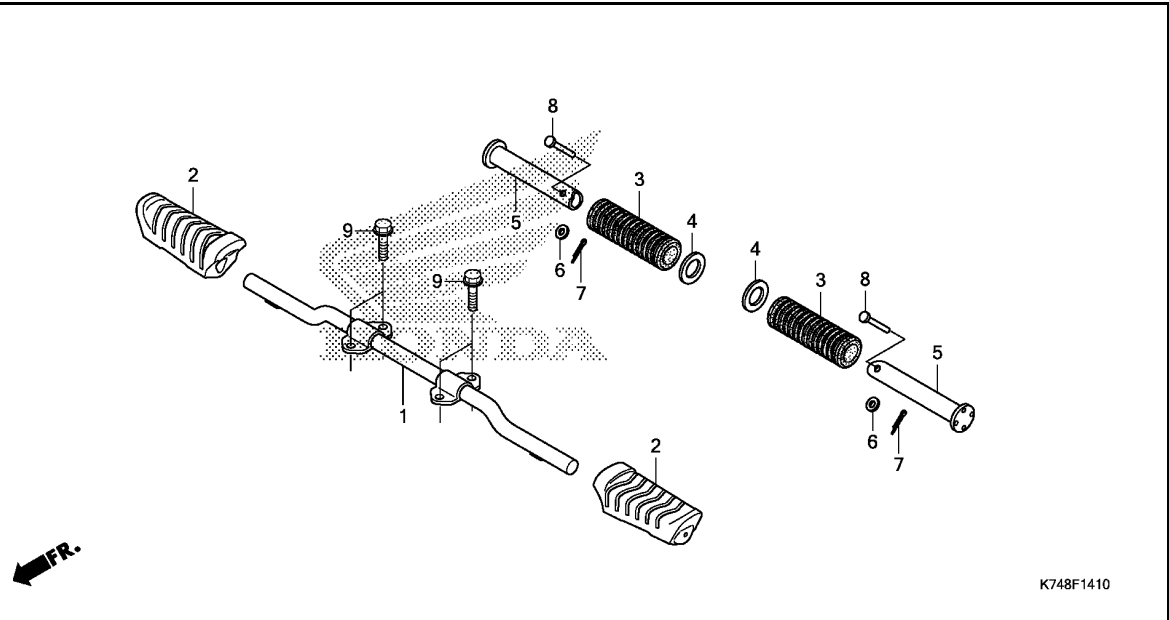
3

Ref. No.	Part No.	Description	Reqd. QTY NVA110 G	Serial No.	Parts catalogue code
1	50621-K74-N00	FLOOR, LOWER	1		
2	50622-K74-N00	LID, FLOOR LOWER	1		
3	64300-K74-N00ZA	FLOOR SET(WL) *TYPE1*	1		
4	80151-K74-N00	COVER, CENTER	1		
5	90111-187-000	BOLT, FLANGE, 6MM	2		
6	90150-MBG-000	SCREW, PAN, 5X15	3		
7	90320-GC3-000	NUT, SPRING, 5MM	4		
8	91509-GE2-760	SCREW, PAN, 5X11.5	4		
9	93404-06025-07	BOLT-WASHER, 6X25	1		
10	93903-24320	SCREW, TAPPING, 4X12	1		
11	95701-06012-07	BOLT, FLANGE, 6X12	4		

F-14-10

MAIN STEP/PILLION STEP

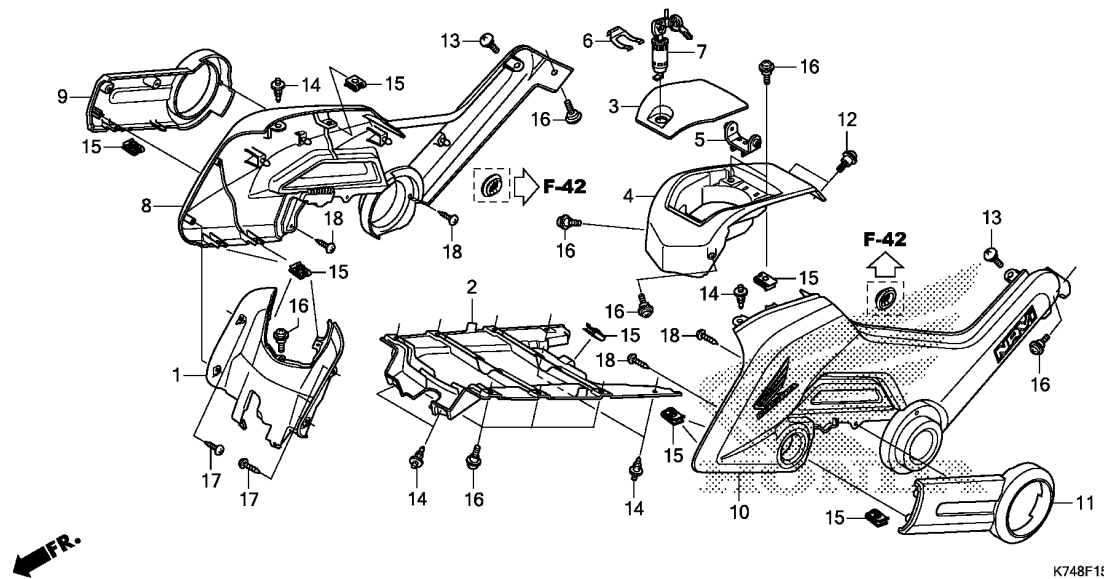
F10



Ref. No.	L.O.N.	(Relative ref. Number) Description	F.R.T.
1	410145	BAR, STEP	0.6
2	4101D3	RUBBER, STEP :LEFT	0.5
	4101D4	RUBBER, STEP :RIGHT	0.5
	4101L8	RUBBER, STEP :BOTH	0.5
3	4101DX	RUBBER, PILLION STEP :LEFT ...	0.6
	4101DY	RUBBER, PILLION STEP :RIGHT ..	0.6
	4101DZ	RUBBER, PILLION STEP :BOTH ...	0.6
5	4101C7	BAR, PILLION STEP :LEFT	0.6
	4101C8	BAR, PILLION STEP :RIGHT	0.6
	4101P4	BAR, PILLION STEP :BOTH	0.6

Ref. No.	Part No.	Description	Reqd. QTY	Serial No.	Parts catalogue code
			NVA110 G		
1	50610-K74-N00	BAR COMP., STEP	1		
2	50661-K14-960	RUBBER, MAIN STEP	2		
3	50710-KTE-910	RUBBER, PILLION STEP	2		
4	50712-405-000	WASHER, PILLION STEP	2		
5	50715-405-000	BAR, PILLION STEP	2		
6	94101-06000	WASHER, PLAIN, 6MM	2		
7	94201-16150	PIN, SPLIT, 1.6X15	2		
8	95015-81000	PIN A, PILLION STEP	2		
9	95701-08016-00	BOLT, FLANGE, 8X16	4		

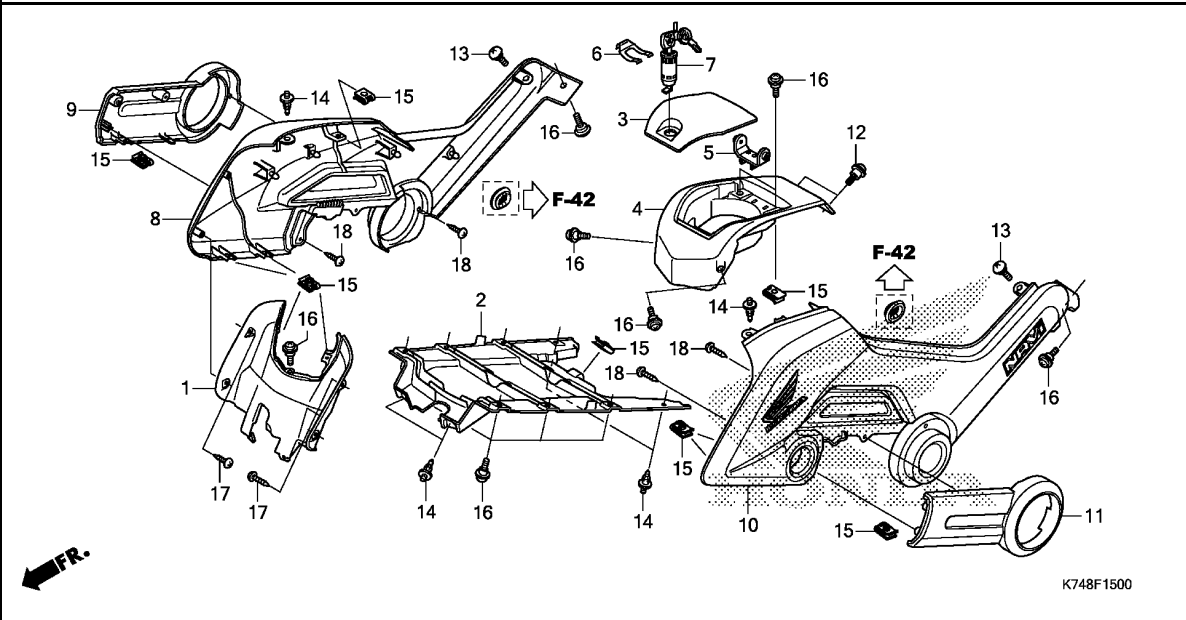
3



Ref. No.	L.O.N.	(Relative ref. Number) Description	F.R.T.
1	4131Q5	COVER, FUEL TANK CENTER	0.2
2	4131Z0	COVER, FUEL TANK LOWER	0.2
3	3101B8	LID, FUEL	0.1
4	413121	COVER, FUEL TANK TOP	0.1
7	3101B7	LOCK, FUEL LID	0.1
8	4111H9	COVER, SIDE :RIGHT	0.3
9	4111CT	COVER, SIDE :RIGHT LOWER	0.3
10	4111H8	COVER, SIDE :LEFT	0.3
	4111J0	COVER, SIDE :BOTH	0.4
11	4111CS	COVER, SIDE :LEFT LOWER	0.3
	4111CU	COVER, SIDE :BOTH LOWER	0.4

3

Ref. No.	Part No.	Description	Reqd. QTY	Serial No.	Parts catalogue code
			NVA110 G		
1	64410-K74-N00	COVER, TANK CENTER	1		
2	64420-K74-N00	COVER, FUEL TANK LOWER	1		
3	64430-K74-N00	LID, TANK	1		
4	64440-K74-N00	COVER, TANK	1		
5	64450-K74-N00	HINGE, TANK	1		
6	75581-GN8-920	SPRING, LOCK KEY SETTING	1		
7	77239-K74-N00	KEY, FUEL LOCK	1		
8	83500-K74-N00ZA	COVER SET, R. SIDE(WL)			
	TYPE7	1		
	83500-K74-N00ZB	*TYPE6*	1		
	83500-K74-N00ZC	*TYPE5*	1		
	83500-K74-N00ZD	*TYPE4*	1		
	83500-K74-N00ZE	*TYPE3*	1		
	83500-K74-N00ZF	*TYPE2*	1		
	83500-K74-N00ZG	*TYPE1*	1		
9	83520-K74-N00ZA	COVER, R. SIDE LOWER			
	NHB60M	1		
	MAT SELENE SILVER METALLIC	1		
10	83600-K74-N00ZA	COVER SET, L. SIDE(WL)			
	TYPE7	1		
	83600-K74-N00ZB	*TYPE6*	1		
	83600-K74-N00ZC	*TYPE5*	1		
	83600-K74-N00ZD	*TYPE4*	1		
	83600-K74-N00ZE	*TYPE3*	1		
	83600-K74-N00ZF	*TYPE2*	1		
	83600-K74-N00ZG	*TYPE1*	1		

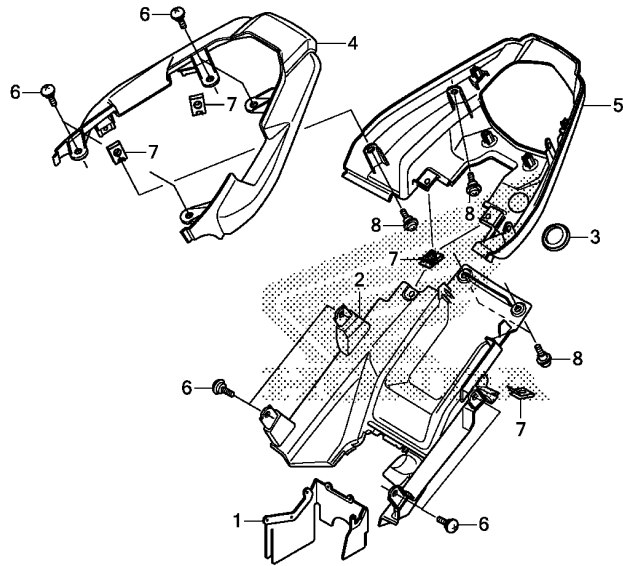


Ref. No.	Part No.	Description	Reqd. QTY NVA110 G	Serial No.	Parts catalogue code
11	83620-K74-N00ZA	COVER, L. SIDE LOWER *NHB60M*			
		MAT SELENE SILVER METALLIC	1		
12	90102-GB2-720	SCREW, PAN, 5X16	2		
13	90104-KT2-000	SCREW, SPECIAL, 6X14	2		
14	90116-SPO-003	CLIP, BUMPER SEAL	6		
15	90320-GC3-000	NUT, SPRING, 5MM	9		
16	91509-GE2-760	SCREW, PAN, 5X11.5	13		
17	93903-24480	SCREW, TAPPING, 4X16	4		
18	93903-34380	SCREW, TAPPING, 4X12	10		

F-15-10

REAR COWL

F13

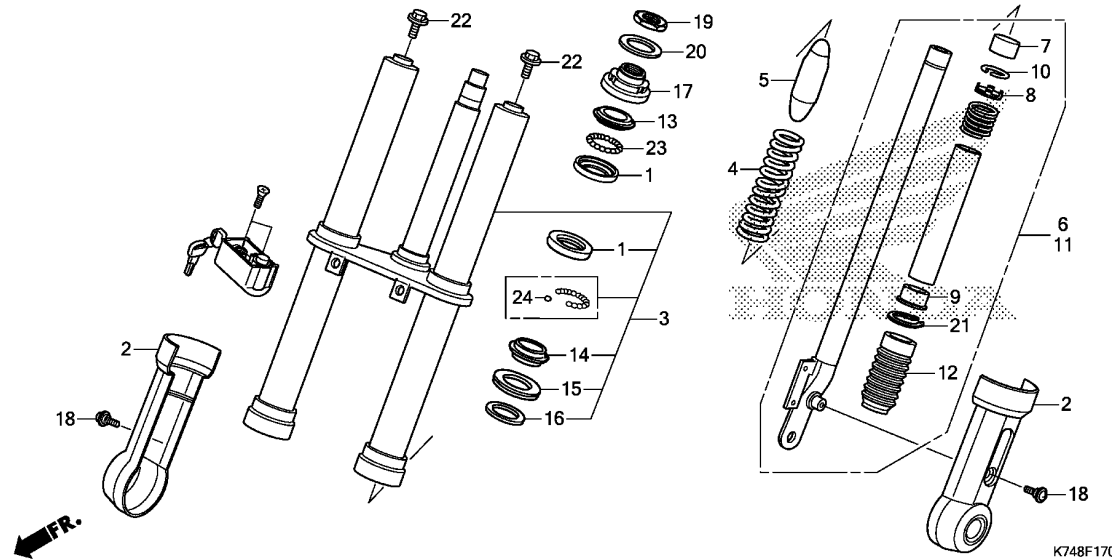


K748F1510

Ref. No.	L.O.N.	(Relative ref. Number) Description	F.R.T.
2	4111K7	COWL, REAR CENTER	0.4
4	411135	COWL, REAR	0.5
5	4111Y0	COWL, REAR LOWER	0.5

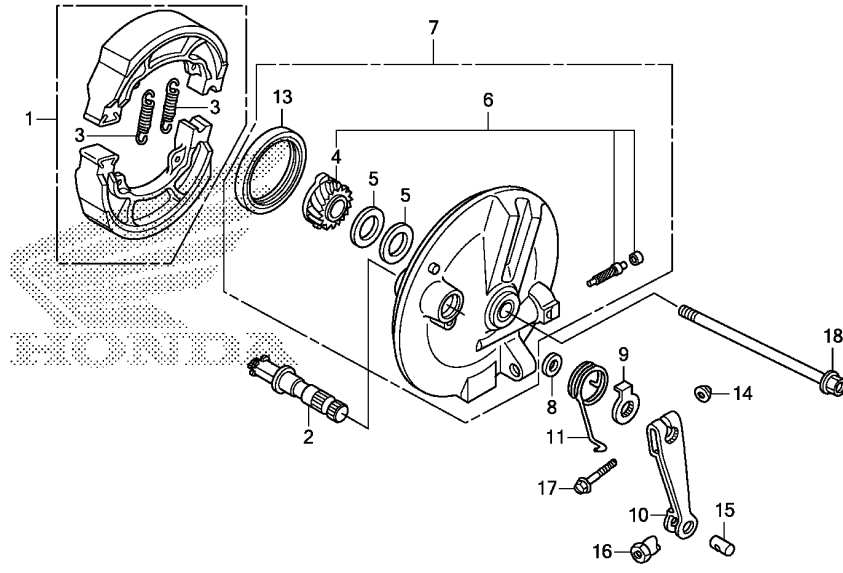
3

Ref. No.	Part No.	Description	Reqd. QTY NVA110 G	Serial No.	Parts catalogue code
1	80104-K74-N00	PLATE, FRAME BODY SPLASH GUARD	1		
2	80106-K74-N00	COVER, RR. COWL	1		
3	82871-671-000	GROMMET, DRAIN HOLE, 25MM ...	1		
4	83710-K74-N00	COWL, RR. UPPER	1		
5	83800-K74-N00ZA	COWL SET, RR. LOWER(WL) *TYPE1*.....	1		
6	90104-KT2-000	SCREW, SPECIAL, 6X14	8		
7	90320-GC3-000	NUT, SPRING, 5MM	8		
8	91509-GE2-760	SCREW, PAN, 5X11.5	6		



Ref. No.	L.O.N.	(Relative ref. Number) Description	F.R.T.
1	(23)		
	5101A0	RACE, STEERING BALL :UPPER ...	1.5
	5101A1	RACE, STEERING BALL :LOWER ...	1.7
	5101C9	RACE, STEERING BALL :BOTH	1.7
2	4131V8	COVER, FRONT FORK :LEFT	0.1
	4131V9	COVER, FRONT FORK :RIGHT	0.1
	5111F3	COVER, FRONT FORK :BOTH	0.1
3	511100	FORK ASSY., FRONT	1.6
4	5111C5	SPRING, FRONT FORK :LEFT	1.3
	5111C6	SPRING, FRONT FORK :RIGHT	1.3
	5111C7	SPRING, FRONT FORK :BOTH	1.4
6	5111D5	PIPE, SLIDE :RIGHT	1.3
11	5111D4	PIPE, SLIDE :LEFT	1.3
	5111D6	PIPE, SLIDE :BOTH	1.4
12	5111J9	BOOT, FRONT FORK :LEFT	1.3
	5111K0	BOOT, FRONT FORK :RIGHT	1.3
	5111K1	BOOT, FRONT FORK :BOTH	1.4
13	5101A9	RACE, STEERING TOP CONE	1.5
14	(15,24)		
	5101B0	RACE, STEERING BOTTOM CONE ...	1.7
17	5101B2	THREAD, STEERING HEAD TOP	1.3

Ref. No.	Part No.	Description	Reqd. QTY NVA110 G	Serial No.	Parts catalogue code
1	50301-KTR-900	RACE, STEERING TOP BALL	2		
2	51103-K74-N00	COVER, FR. FORK	2		
3	51110-K74-N00	FORK SUB ASSY., FR.	1		
4	51401-K74-N01	SPRING, FR. FORK	2		
5	51406-K74-N01	RUBBER, STOPPER	2		
6	51420-K74-N01	PIPE ASSY., R. SLIDE	1		
7	51423-K74-N01	PISTON, SLIDE PIPE	2		
8	51426-K74-N01	STOPPER, REBOUND	2		
9	51443-K74-N01	BUSH, SLIDE PIPE	2		
10	51446-K74-N01	RING, STOPPER	2		
11	51520-K74-N01	PIPE ASSY., L. SLIDE	1		
12	51611-K74-N01	BOOT, FR. FORK	2		
13	53211-268-010	RACE, STEERING TOP CONE	1		
14	53212-200-000	RACE, STEERING BOTTOM CONE ..	1		
15	53214-200-000	DUST SEAL, STEERING HEAD	1		
16	53215-K74-N00	WASHER, STEERING HEAD DUST SEAL	1		
17	53220-KSP-900	THREAD COMP., STEERING HEAD TOP	1		
18	90102-KPL-900	SCREW, FORK COVER	2		
19	90304-425-000	NUT, STEERING STEM	1		
20	90503-K74-N00	WASHER, STEERING STEM	1		
21	90652-K74-N01	CIRCLIP, INTERNAL, 38MM	2		
22	95701-08018-08	BOLT, FLANGE, 8X18	2		
23	96211-08000	BALL, STEEL, #8(1/4)	18		
24	96211-08000	BALL, STEEL, #8(1/4)	18		



Ref. No.	L.O.N.	(Relative ref. Number) Description	F.R.T.
1	711115	SHOE(PAD) SET, BRAKE :FRONT ..	0.3
4		(13)	
	7101C3	GEAR, SPEEDOMETER	0.3
6	7101K0	GEAR SET, SPEEDOMETER	0.4
7		(2)	
	7111D0	PANEL, FRONT BRAKE	0.4
10	7111C3	ARM, BRAKE :FRONT	0.2
18	710151	AXLE, FRONT WHEEL	0.2

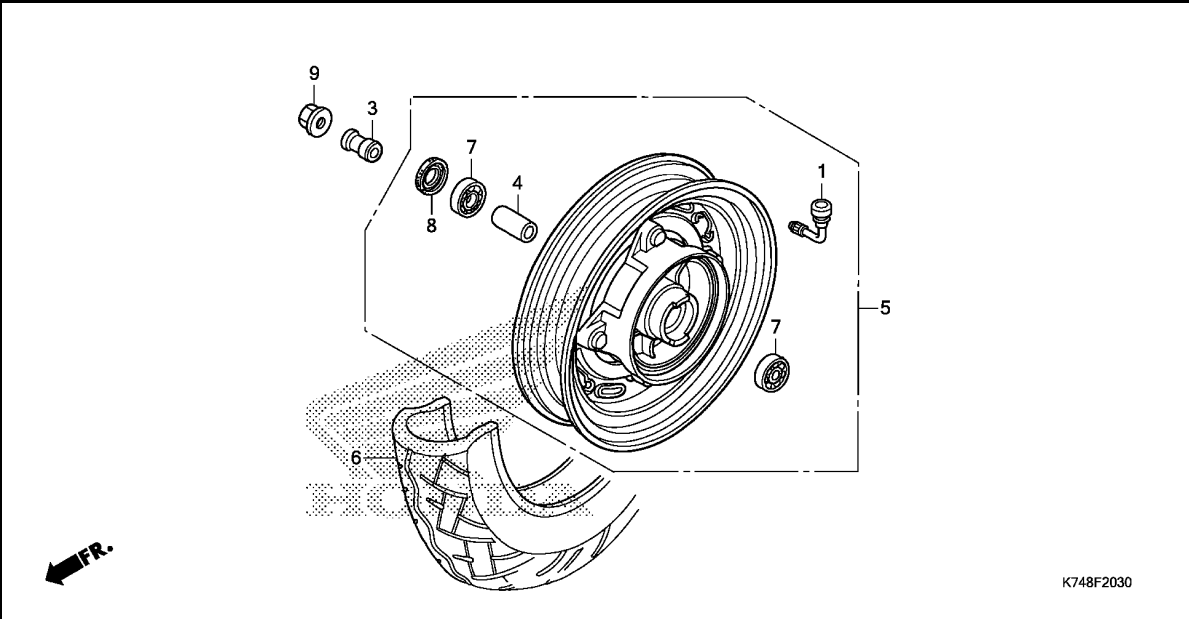
3

Ref. No.	Part No.	Description	Reqd. QTY	Serial No.	Parts catalogue code
			NVA110 G		
1	06430-KTN-700	SHOE SET, BRAKE (JB)	1		
	06430-KVT-D10	SHOE SET, BRAKE (ASK)	1		
2	43141-KVT-D10	CAM, RR. BRAKE	1		
3	43151-329-000	SPRING, BRAKE SHOE			
		(ASK)	2		
	45133-KCC-900	SPRING, FR. BRAKE SHOE			
		(JB)	2		
	45133-KPL-900	2		
4	44804-KVT-F01	GEAR, SPEEDOMETER	1		
5	44809-KTC-900	WASHER, SPEEDOMETER GEAR	2		
6	44820-K74-N00	GEAR SET, SPEEDOMETER	1		
7	45010-K74-N00	PANEL SUB COMP., FR. BRAKE ..	1		
8	45134-250-000	DUST SEAL, BRAKE CAM	1		
9	45145-096-650	INDICATOR, FR. BRAKE	1		
10	45410-K74-N00	ARM, FR. BRAKE	1		
11	45435-KPL-900	SPRING, BRAKE ARM RETURN	1		
13	91253-KPL-900	DUST SEAL, 41X60X7	1		
14	94050-06000	NUT, FLANGE, 6MM	1		
15	95015-32001	JOINT B, BRAKE ARM	1		
16	95015-42000	NUT B, BRAKE ROD ADJUSTING ..	1		
17	95701-06032-00	BOLT, FLANGE, 6X32	1		
	95702-06032-00	1		
18	44301-K74-N00	AXLE, FR. WHEEL	1		

F-20-30

FRONT WHEEL

F16



Ref. No.	L.O.N.	(Relative ref. Number) Description	F.R.T.
5	7101D4	FRONT WHEEL	0.5
6	710139	FRONT TIRE(ONE)	0.5
7	710115	BEARING, FRONT WHEEL(ONE)	0.4
	710115G	.Replace 1 bearing add	0.1

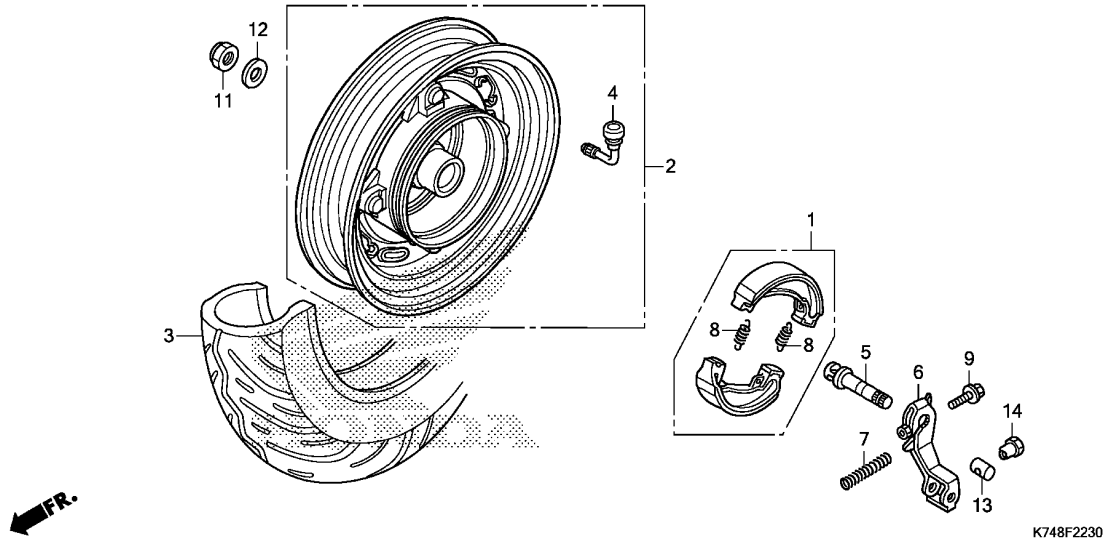
Ref. No.	Part No.	Description	Reqd. QTY	Serial No.	Parts catalogue code
			NVA110 G		
1	42753-KWP-E01	VALVE, RIM(TRITON)	1		
3	44311-K74-N00	COLLAR, FR. WHEEL SIDE	1		
4	44620-KPL-900	COLLAR, FR. AXLE DISTANCE ...	1		
5	44650-K74-N00	WHEEL SUB ASSY., FR.	1		
6	44711-K74-N01	TIRE, FR.(CEAT)(90/90-12 54J)	1		
	44711-KVT-D01	TIRE, FR.(MRF)(90/90-12 54J)	1		
	44711-KVT-D02	TIRE, FR.(TVS)(90/90-12 54J)	1		
7	90912-KPL-900	BEARING, RADIAL BALL, 6201U .	2		
8	91251-KWP-901	DUST SEAL, 20X32X5	1		
9	90306-KTE-911	NUT, FLANGE SPECIAL, 12MM (SIMMONDS MARSHALL)	1		

3

F-22-30

REAR WHEEL

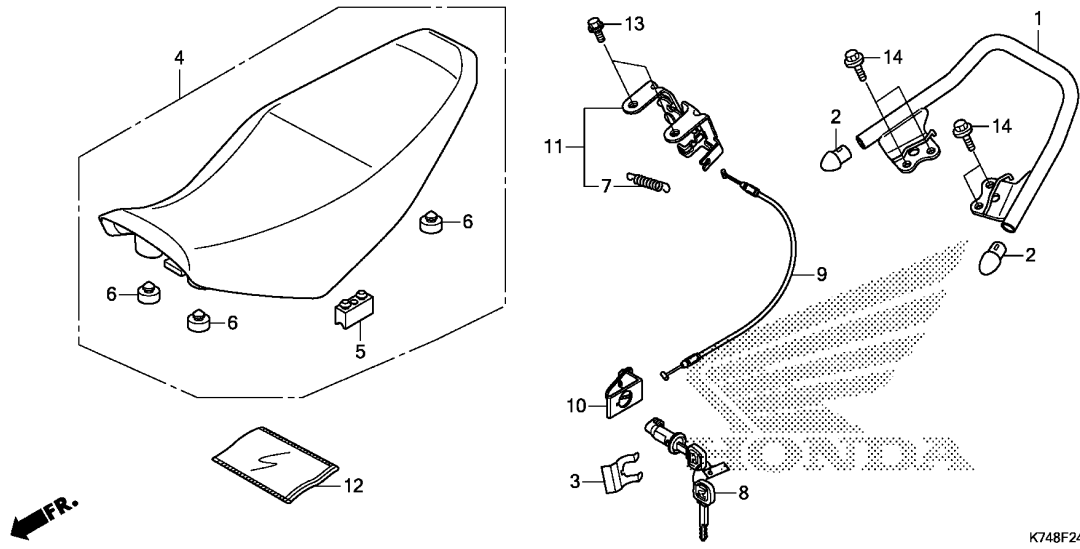
G 1



Ref. No.	L.O.N.	(Relative ref. Number) Description	F.R.T.
1	711140	SHOE(PAD) SET, BRAKE :REAR ...	0.4
2	710118	REAR WHEEL	0.6
3	710142	REAR TIRE(ONE)	0.6
5	7111B4	CAM, BRAKE :REAR	0.5
6	7111C4	ARM, BRAKE :REAR	0.5

3

Ref. No.	Part No.	Description	Reqd. QTY	Serial No.	Parts catalogue code
			NVA110 G		
1	06430-K74-N00	SHOE SET, RR. BRAKE(JB)	1		
	06430-K74-N10	SHOE SET, RR. BRAKE(ASK)	1		
2	42650-K74-N00	WHEEL SUB ASSY., RR.	1		
3	42711-KWP-F01	TIRE(CEAT)(90/100-10 53J) ..	1		
	42711-KZK-901	TIRE(MRF)(90/100-10M/C 53J) -	1		
	42711-KZK-902	TIRE(TVS)(90/100-10M/C 53J) -	1		
4	42753-KWP-E01	VALVE, RIM(TRITON)	1		
5	43141-K74-N00	CAM, RR. BRAKE	1		
6	43410-KWP-G00	ARM, RR. BRAKE	1		
7	43472-KPL-900	SPRING, RR. BRAKE ARM	1		
8	45133-KPL-900	SPRING, FR. BRAKE SHOE	2		
9	90112-KPL-900	BOLT, FLANGE, 6X30	1		
11	90305-KWP-901	NUT, HEX., 16MM	1		
12	90501-KPL-900	WASHER, 16MM	1		
13	95015-32001	JOINT B, BRAKE ARM	1		
14	95015-42000	NUT B, BRAKE ROD ADJUSTING ..	1		



Ref. No.	L.O.N.	(Relative ref. Number) Description	F.R.T.
1	4131F6	RAIL, GRAB :REAR	0.1
8	4131F2	KEY, SEAT LOCK	0.4
9	811175	CABLE, SEAT LOCK	1.1
11	4131E8	CATCH, SEAT :REAR SIDE	1.1

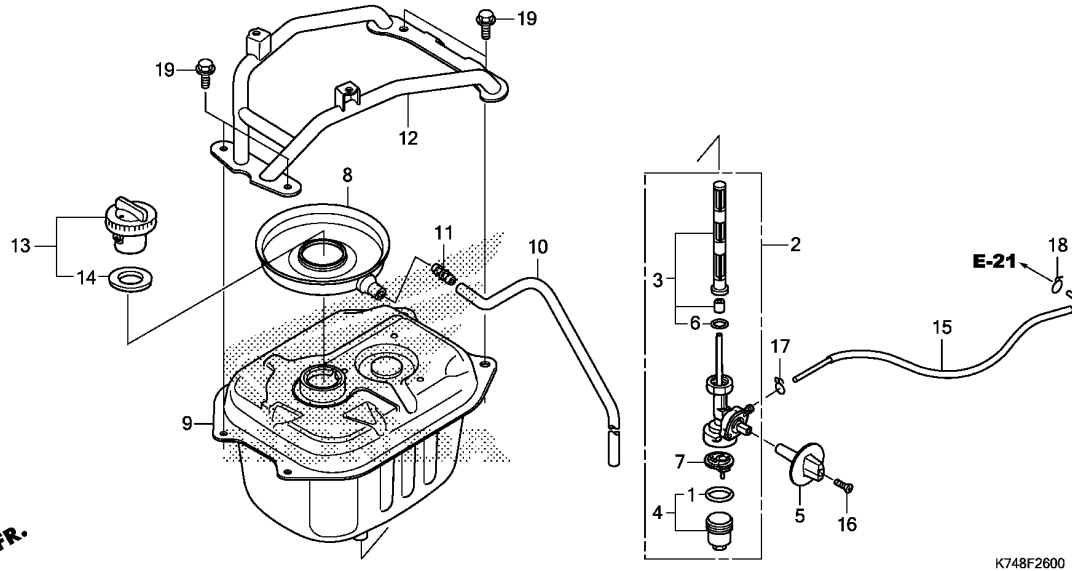
K748F2400

Ref. No.	Part No.	Description	Reqd. QTY	Serial No.	Parts catalogue code
			NVA110 G		
1	50400-K74-N00	GRIP, RR.	1		
2	50415-KTE-910	CAP, RR. GRIP END	2		
3	75582-KCW-870	SPRING, LOCK KEY SETTING	1		
4	77200-K74-N00	SEAT ASSY., DOUBLE	1		
5	77204-KCC-900	RUBBER A, SEAT SETTING	2		
6	77206-KTE-910	RUBBER, SEAT SETTING	4		
7	77234-GN2-000	SPRING, SEAT LOCK	1		
8	77239-KWP-D21	KEY, SEAT LOCK(MINDA)	1		
9	77240-KWP-F00	CABLE, SEAT LOCK	1		
10	77241-KWP-901	STAY, SEAT LOCK	1		
11	77250-K38-900	LOCK COMP., SEAT	1		
12	77251-KPL-900	BAG, SERVICE BOOK	1		
13	95701-06012-08	BOLT, FLANGE, 6X12	2		
14	95701-08016-00	BOLT, FLANGE, 8X16	4		

F-26

FUEL TANK

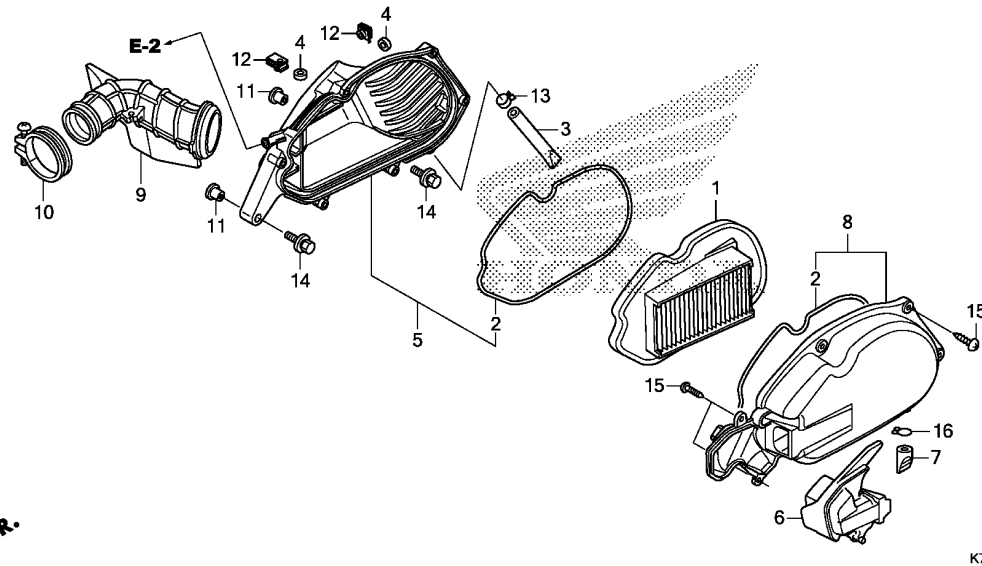
G 3



Ref. No.	L.O.N.	(Relative ref. Number) Description	F.R.T.
2	310110	COCK ASSY., FUEL	0.4
3		(6)	
3	310115	SCREEN, FUEL STRAINER	0.4
4		(1,7)	
4	3101A6	CUP, FUEL STRAINER	0.4
9	310100	TANK, FUEL	0.5
12	4131NQ	PIPE, SIDE COVER MOUNTING	0.4
15	3101B5	TUBE, FUEL	0.3

Ref. No.	Part No.	Description	Reqd. QTY	Serial No.	Parts catalogue code
			NVA110 G		
1	16173-001-004	PACKING, FUEL STRAINER CUP ..	1		
2	16950-KWF-901	COCK ASSY., FUEL	1		
3	16952-KWF-900	SCREEN SET, FUEL STRAINER ...	1		
4	16953-KWF-900	CUP SET, FUEL STRAINER	1		
5	16955-K74-N00	LEVER, FUEL COCK	1		
6	16958-397-771	O-RING, 9.0X1.3	1		
7	16959-471-831	FILTER, CUP	1		
8	17505-K74-N00	TRAY, FUEL	1		
9	17510-K74-N00	TANK COMP., FUEL	1		
10	17515-K74-N00	TUBE, FUEL DRAIN	1		
11	17525-KTP-900	JOINT, FUEL TUBE	1		
12	17550-K74-N00	PIPE COMP., SIDE COVER MOUNTING	1		
13	17620-KRP-980	CAP COMP., FUEL FILLER	1		
14	17632-383-831	PACKING, FUEL FILLER CAP	1		
15	17683-K74-N00	TUBE COMP., FUEL	1		
16	93500-04030-0G	SCREW, PAN, 4X30	1		
17	95002-02080	CLIP, TUBE(B8)	1		
18	95002-50000	CLIP, TUBE(C9)	1		
19	95701-06012-00	BOLT, FLANGE, 6X12	4		

3



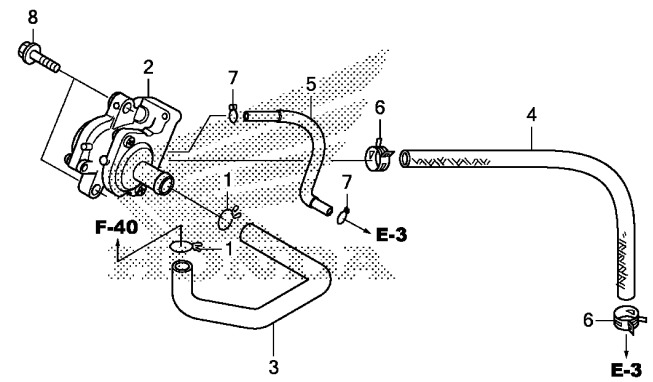
Ref. No.	L.O.N.	(Relative ref. Number) Description	F.R.T.
1		(2)	
1	312105	ELEMENT, AIR CLEANER	0.1
5	3121A5	CASE, AIR CLEANER	0.8
8	312102	COVER, AIR CLEANER CASE	0.1
9	3121B6	TUBE, AIR CLEANER CONNECTING ..	0.8

Ref. No.	Part No.	Description	Reqd. QTY	Serial No.	Parts catalogue code
			NVA110 G		
1	17210-KVT-D00	ELEMENT, AIR CLEANER	1		
2	17212-GEE-000	SEAL, AIR CLEANER COVER	2		
3	17216-KVT-940	TUBE, DRAIN	1		
4	17223-KVX-600	COLLAR, AIR CLEANER	2		
5	17225-K32-900	CASE SUB ASSY., AIR CLEANER ..	1		
6	17234-K74-N00	COVER, AIR CLEANER DUCT	1		
7	17234-KCC-941	TUBE, AIR CLEANER DRAIN	1		
8	17235-KVT-D00	COVER SUB ASSY., AIR CLEANER ..	1		
9	17253-KWP-900	TUBE, AIR CLEANER CONNECTING ..	1		
10	17254-KWP-D00	BAND, AIR CLEANER CONNECTING ..	1		
		TUBE(40)	1		
11	50731-KV3-770	COLLAR, PILLION STEP SETTING ..	2		
12	90311-MT3-000	NUT, CLIP, 6MM	2		
13	90602-KPL-900	CLAMP, TUBE(D12.0)	1		
14	93404-06040-07	BOLT-WASHER, 6X40	2		
15	93903-25480	SCREW, TAPPING, 5X20	8		
16	95002-02130	CLIP, TUBE(B12.5)	1		

F-28-10

AIR SUCTION VALVE

G 5



FR.

K748F2810

Ref. No.	L.O.N. (Relative ref. Number)	Description	F.R.T.
----------	-------------------------------	-------------	--------

2	314130	VALVE, SECONDARY AIR CONTROL	0.3
---	--------	------------------------------	-----

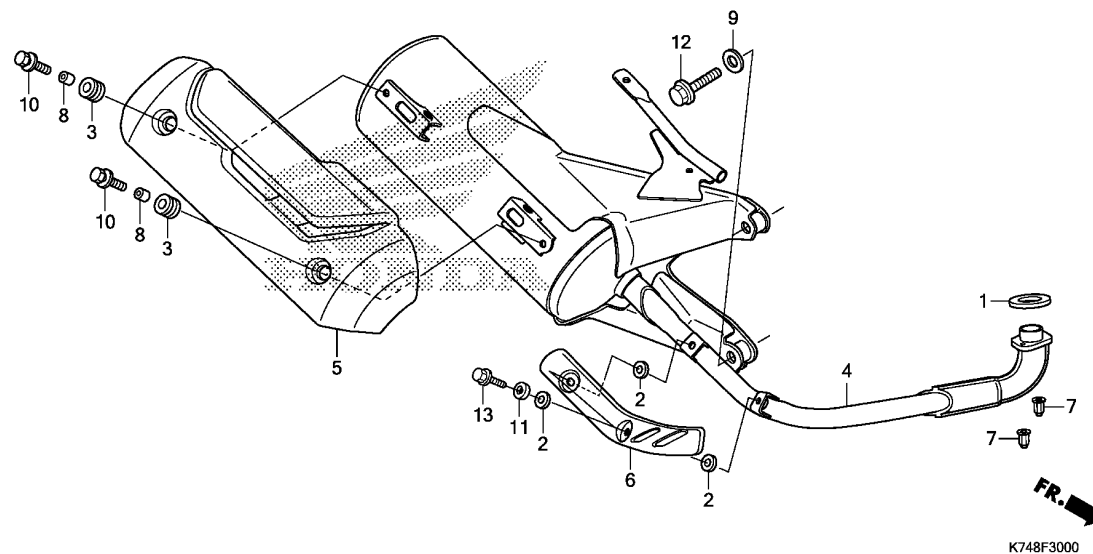
3

Ref. No.	Part No.	Description	Reqd. QTY	Serial No.	Parts catalogue code
			NVA110		
			G		
1	17316-611-000	CLIP, BREATHER TUBE	2		
2	18600-KWP-901	VALVE ASSY., AIR SUCTION	1		
3	18651-K74-N00	TUBE, AIR SUCTION VALVE	1		
4	18652-K74-N00	HOSE, AIR SUCTION VALVE	1		
5	18653-KWP-900	TUBE, AIR SUCTION VALVE (VACUUM)	1		
6	90682-SAO-670	CLAMP, CANISTER HOSE	2		
7	95002-02070	CLIP, TUBE(B7)	2		
8	95701-06020-08	BOLT, FLANGE, 6X20	2		

F-30

EXHAUST MUFFLER

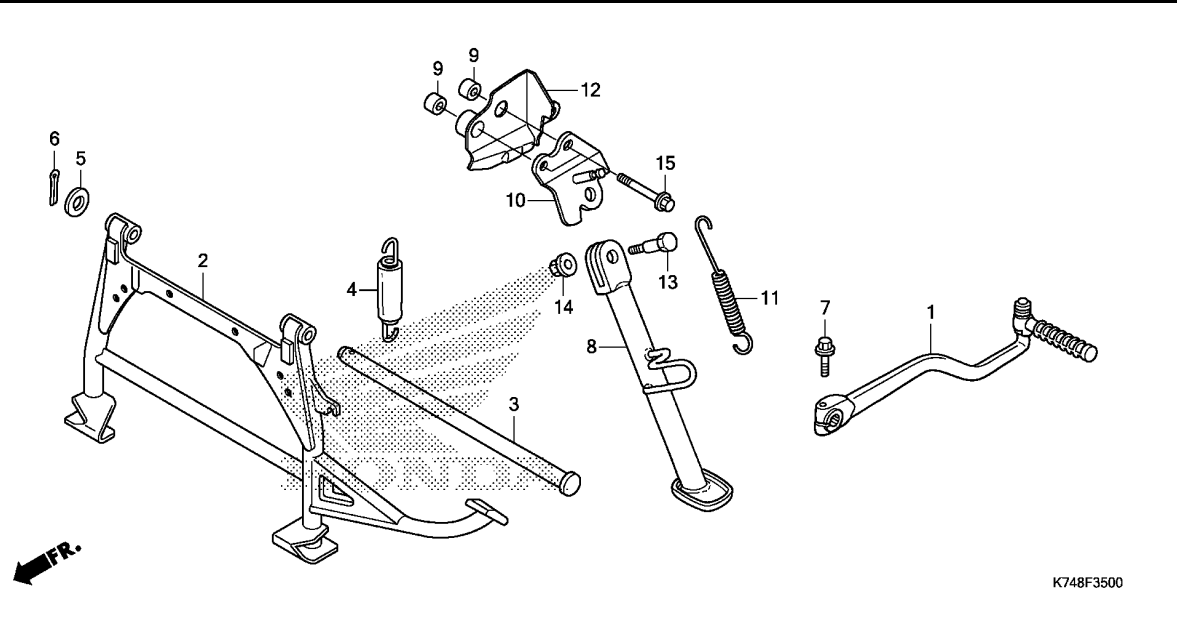
G 6



Ref. No.	L.O.N.	(Relative ref. Number) Description	F.R.T.
1	3131B4	GASKET, EXHAUST PIPE	0.2
4	313120	MUFFLER	0.2
5	313121	PROTECTOR, MUFFLER	0.1
6	3131A6	PROTECTOR, EXHAUST PIPE	0.1

Ref. No.	Part No.	Description	Reqd. QTY	Serial No.	Parts catalogue code
			NVA110 G		
1	18292-GY1-610	GASKET, EX. PIPE	1		
2	18292-KTP-900	PACKING, PROTECTOR	4		
3	18293-KVT-900	RUBBER, PROTECTOR PACKING ...	2		
4	18300-K74-N00	MUFFLER COMP., EX.	1		
5	18318-K74-N00	PROTECTOR, MUFFLER	1		
6	18319-KZK-F00	PROTECTOR, EX. PIPE	1		
7	90304-MJ0-920	NUT, CAP, 7MM	2		
8	90312-KVT-900	COLLAR, 9.5X10	2		
9	90510-KWP-E00	WASHER, PLAIN, 10MM	2		
10	93404-06020-07	BOLT-WASHER, 6X20	2		
11	94101-06700	WASHER, PLAIN, 6MM	2		
12	95801-10040-07	BOLT, FLANGE, 10X40	2		
13	96001-06010-07	BOLT, FLANGE, 6X10	2		

3



Ref. No.	L.O.N.	(Relative ref. Number) Description	F.R.T.
1	112107	ARM, KICK STARTER	0.1
2		(3)	
4	410175	STAND, MAIN	0.3
4	410176	SPRING, MAIN STAND	0.2
8	410180	BAR, SIDE STAND	0.7
10	410181	BRACKET, SIDE STAND	0.7
11	410182	SPRING, SIDE STAND	0.6

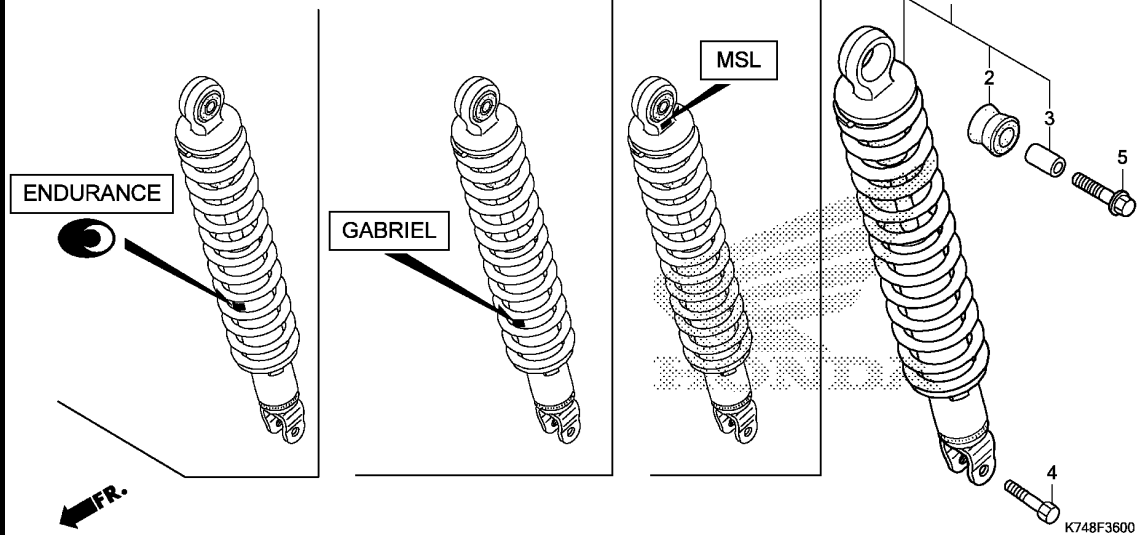
3

Ref. No.	Part No.	Description	Reqd. QTY	Serial No.	Parts catalogue code
			NVA110 G		
1	28300-KVT-900	ARM ASSY., KICK STARTER	1		
2	50500-KZK-D00	STAND COMP., MAIN	1		
3	50503-GCC-000	SHAFT, MAIN STAND	1		
4	50505-GCC-000	SPRING ASSY., MAIN STAND	1		
5	94102-12000	WASHER, PLAIN, 12MM	1		
6	94201-25250	PIN, SPLIT, 2.5X25	1		
7	95701-08025-07	BOLT, FLANGE, 8X25	1		
8	50530-KWP-D00	BAR COMP., SIDE STAND	(1)		
9	50532-K74-N00	COLLAR, SIDE STAND	(2)		
10	50535-KWP-D00	BRACKET, SIDE STAND	(1)		
11	50536-KPL-900	SPRING, SIDE STAND	(1)		
12	50623-K74-N00	COVER, SIDE STAND	(1)		
13	90109-KPL-900	BOLT, SIDE STAND PIVOT	(1)		
14	90304-KTE-911	NUT, FLANGE SPECIAL, 10MM (SIMMODS MARSHALL)	(1)		
15	95801-10075-07	BOLT, FLANGE, 10X75	(2)		

F-36

REAR CUSHION

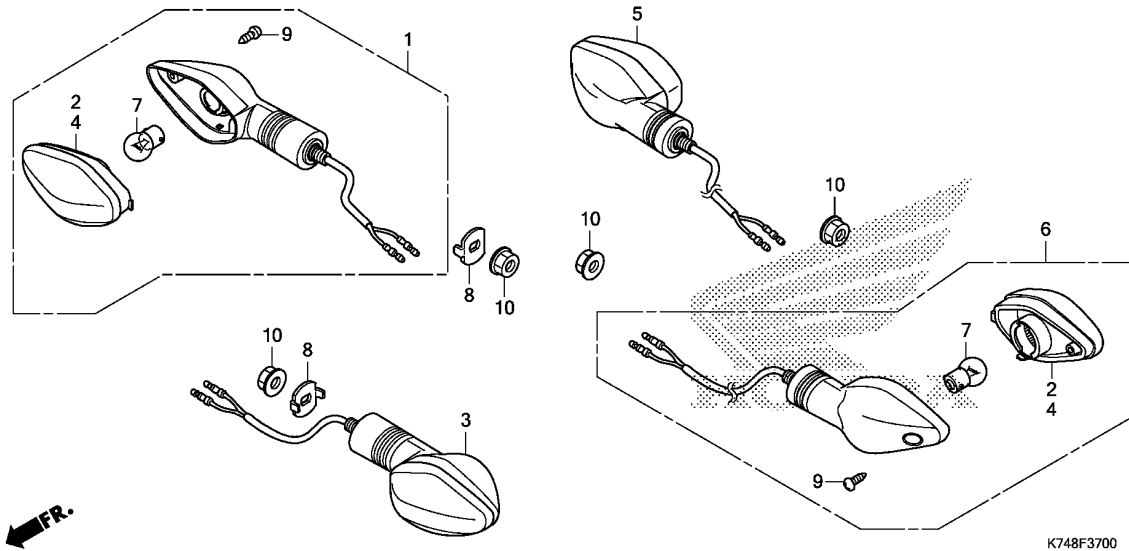
G 8



Ref. No.	L.O.N. (Relative ref. Number)	Description	F.R.T.
1	512115	CUSHION ASSY., REAR	0.1

Ref. No.	Part No.	Description	Reqd. QTY	Serial No.	Parts catalogue code
			NVA110 G		
1	52400-KWP-901	CUSHION ASSY., RR.(SHOWA) ...	1		
	52400-KWP-F02	CUSHION ASSY., RR.(GABRIEL) -	1		
	52400-KWP-F03	CUSHION ASSY., RR.(ENDURANCE)	1		
2	52485-088-901	BUSH, RR. CUSHION RUBBER (SHOWA)	1		
	52489-KWS-901	BUSH, RUBBER(GABRIEL)	1		
	52495-K23-902	BUSH, RUBBER(ENDURANCE)	1		
3	52486-GA7-003	COLLAR, RUBBER BUSH(SHOWA) ..	1		
	52486-K23-902	COLLAR, RUBBER BUSH(ENDURANCE)	1		
	52487-KWS-901	COLLAR, RUBBER BUSH(GABRIEL)	1		
4	92201-08032-0A	BOLT, HEX., 8X32	1		
5	95801-10035-00	BOLT, FLANGE, 10X35	1		

3



Ref. No.	L.O.N.	(Relative ref. Number) Description	F.R.T.
1	6161C4	WINKER :RIGHT FRONT	0.3
3	6161C3	WINKER :LEFT FRONT	0.3
	6161C5	WINKER :BOTH FRONT	0.4
5	6161C7	WINKER :RIGHT REAR	0.2
6	6161C6	WINKER :LEFT REAR	0.2
	6161C8	WINKER :BOTH REAR	0.4
7		(2,4)	
	616133	BULB, WINKER :FRONT	0.1
		.NOTE: Same time for two units	
	616139	BULB, WINKER :REAR	0.1
		.NOTE: Same time for two units	
	6161G0	BULB, WINKER :FOR 1 VEHICLE ..	0.2

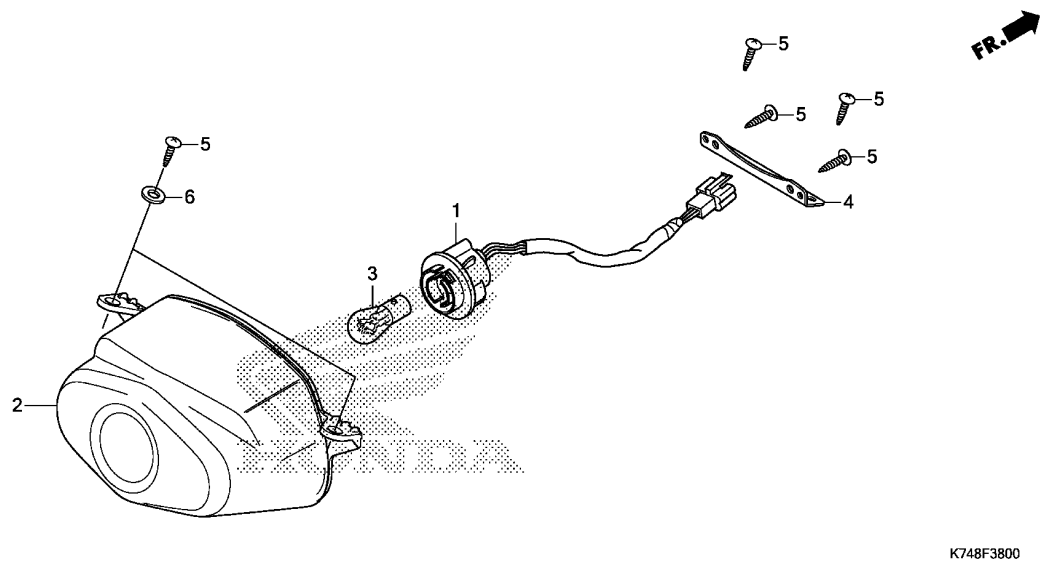
3

Ref. No.	Part No.	Description	Reqd. QTY	Serial No.	Parts catalogue code
			NVA110 G		
1	33400-K23-901	WINKER ASSY., R. FR.(12V 10W)	1		
2	33403-K23-901	LENS COMP., R. (R. FR./L. RR.)	2		
3	33450-K23-901	WINKER ASSY., L. FR.(12V 10W)	1		
4	33453-K23-901	LENS COMP., L. (L. FR./R. RR.)	2		
5	33600-K74-N01	WINKER ASSY., R. RR.(12V 10W)	1		
6	33650-K74-N01	WINKER ASSY., L. RR.(12V 10W)	1		
7	34904-K23-900	BULB, WINKER LIGHT(R10W)	4		
8	61315-GGJ-700	STAY, WINKER	2		
9	93901-34380	SCREW, TAPPING, 4X12	4		
10	94050-10000	NUT, FLANGE, 10MM	4		

F-38

TAILLIGHT

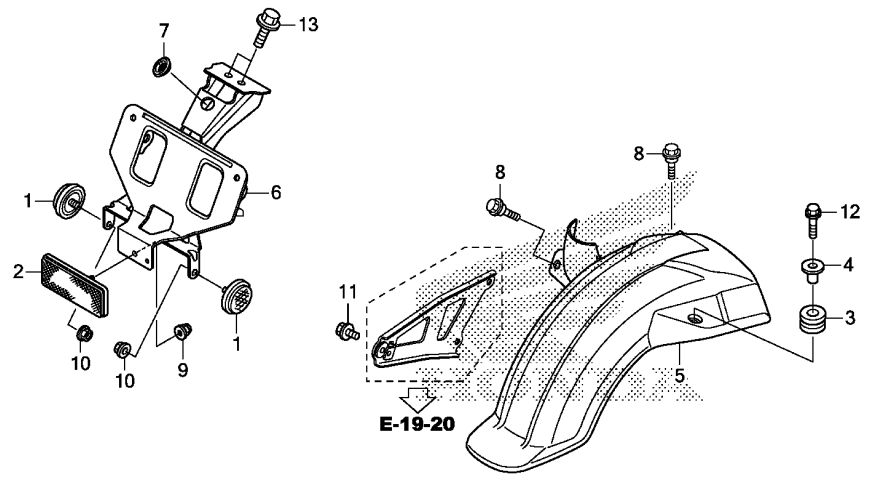
G10



Ref. No.	L.O.N.	(Relative ref. Number) Description	F.R.T.
1	6161E7	SOCKET, TAILLIGHT	0.2
2	6161D5	TAILLIGHT UNIT	0.5
3	6161G1	BULB, TAILLIGHT	0.1

Ref. No.	Part No.	Description	Reqd. QTY	Serial No.	Parts catalogue code
			NVA110 G		
1	33703-K74-N01	SOCKET COMP., TAILLIGHT	1		
2	33710-KWF-901	TAILLIGHT UNIT	1		
3	34907-KVN-901	BULB, TAIL & STOP LIGHT (12V 21/5W)	1		
4	77250-KWF-900	STAY, TAILLIGHT	1		
5	93903-24320	SCREW, TAPPING, 4X12	6		
6	94103-04800	WASHER, PLAIN, 4MM	2		

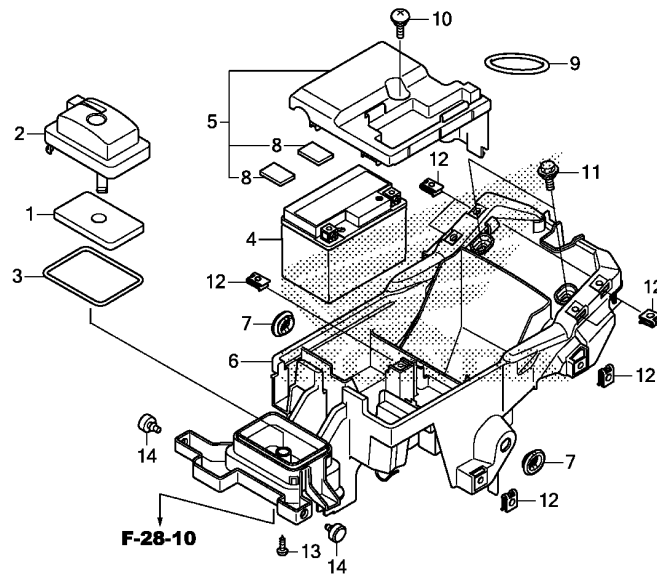
3



Ref. No.	L.O.N.	(Relative ref. Number) Description	F.R.T.
5	4131N4	FENDER, INNER :REAR	0.1
6	4131K7	BRACKET, NUMBER PLATE	0.5

3

Ref. No.	Part No.	Description	Reqd. QTY	Serial No.	Parts catalogue code
			NVA110 G		
1	33740-KTE-601	REFLECTOR, FR. SIDE REFLEX ..	2	-----	ID
2	33741-KPL-902	REFLECTOR, REFLEX	1	-----	ID
3	61103-357-000	RUBBER, FR. FENDER MOUNTING ..	1	-----	ID
4	61104-428-000	COLLAR, FR. FENDER	1	-----	ID
5	80107-K74-N00	FENDER, RR. INNER	1	-----	ID
6	80108-K74-N10	BRACKET, NUMBER PLATE	1	-----	2ID
	80108-K74-N00	1	-----	ID
7	83551-GE2-000	GROMMET, AIR CLEANER CASE ...	1	-----	ID
8	90111-187-000	BOLT, FLANGE, 6MM	2	-----	ID
9	90301-KWN-901	NUT, U, 5MM	1	-----	ID
10	90302-KTE-911	NUT, FLANGE SPECIAL, 6MM (SIMMONDS MARSHALL)	2	-----	ID
11	95701-06010-07	BOLT, FLANGE, 6X10	1	-----	ID
12	95701-06025-07	BOLT, FLANGE, 6X25	1	-----	ID
13	95701-08016-00	BOLT, FLANGE, 8X16	2	-----	ID



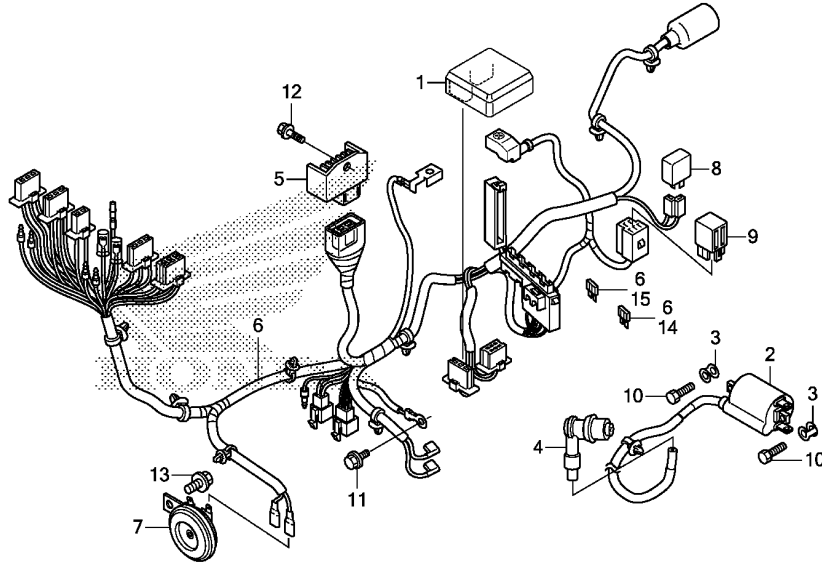
← IFR.

F-28-10

K748F4000

Ref. No.	L.O.N.	(Relative ref. Number) Description	F.R.T.
1		(2,3)	
312120		ELEMENT, SUB AIR CLEANER	0.5
4	610100	BATTERY	0.2
5	6101A1	COVER, BATTERY	0.1
6	410185	BOX, BATTERY	1.1

Ref. No.	Part No.	Description	Reqd. QTY NVA110 G	Serial No.	Parts catalogue code
1	18805-KPL-900	ELEMENT, SUB AIR CLEANER	1		
2	18807-KPL-900	COVER, SUB AIR CLEANER	1		
3	18812-KPL-900	SEAL, SUB AIR CLEANER	1		
4	31500-KVT-941	BATTERY ASSY.(ETZ4)(EXIDE) ..	1		
5	50341-K74-N00	COVER, BATTERY	1		
6	50381-K74-N00	CASE, BATTERY	1		
7	83551-GE2-000	GROMMET, AIR CLEANER CASE ...	2		
8	83551-K38-900	RUBBER SPONGE, SIDE COVER ...	2		
9	83606-KWS-901	BAND, TOOL	1		
10	90104-KT2-000	SCREW, SPECIAL, 6X14	1		
11	90111-187-000	BOLT, FLANGE, 6MM	2		
12	90320-747-000	NUT, SPRING, 6MM	9		
13	93903-25480	SCREW, TAPPING, 5X20	1		
14	95011-62000	RUBBER B, STAND STOPPER	2		



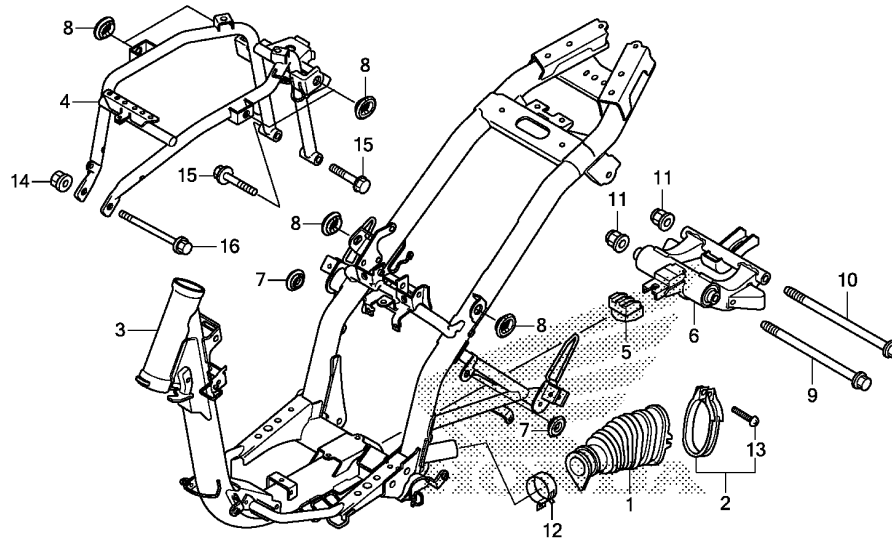
FR.

K748F4100

Ref. No.	L.O.N.	(Relative ref. Number) Description	F.R.T.
1	6141A1	IGNITION CONTROL MODULE	0.3
2	614105	COIL, IGNITION	0.4
4	6141E3	CAP, NOISE SUPPRESSOR	0.2
5	6131B2	RECTIFIER, REGULATE	0.4
6	611100	HARNESS, WIRE	1.3
7	616169	HORN	0.2
8	6111C3	RELAY, WINKER	0.2
9	6111C5	RELAY, STARTER	0.2

3

Ref. No.	Part No.	Description	Reqd. QTY	Serial No.	Parts catalogue code
			NVA110 G		
1	30410-K74-N01	SPARK UNIT	1		
2	30500-K74-N01	COIL ASSY., IGNITION	1		
3	30520-GFM-900	SPACER, IGNITION COIL	2		
4	30700-KWP-D01	CAP ASSY., NOISE SUPPRESSOR (MINDA)	1		
5	31600-KWP-E02	RECTIFIER COMP., REGULATE (STAR ENGINEERS)	1		
6	32100-K74-N00	HARNESS, WIRE	1		
7	38110-KYJ-T01	HORN COMP.(HIGH)	1		
8	38301-K14-962	RELAY COMP., WINKER (STAR ENGINEERS)	1		
9	38501-KPL-901	RELAY COMP., STARTER (MULTILINK)	1		
10	92101-06020-4J	BOLT, HEX., 6X20	2		
11	95701-06012-08	BOLT, FLANGE, 6X12	1		
12	95701-06016-08	BOLT, FLANGE, 6X16	1		
13	95701-08012-08	BOLT, FLANGE, 8X12	1		
14	98200-30750	FUSE, BLADE(7.5A)	2		
15	98200-31000	FUSE, BLADE(10A)	2		

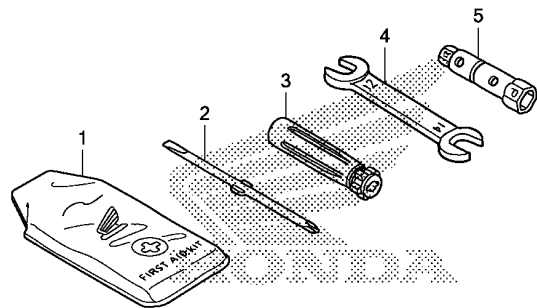


K748F4200

Ref. No.	L.O.N.	(Relative ref. Number) Description	F.R.T.
1	1101H4	DUCT, BELT COVER	0.6
3	410100	BODY, FRAME	4.6
		.INCLUDES: Engine removal and installation	
4	3101A9	STAY A, FUEL TANK	0.5
6	4101B5	LINK, ENGINE HANGER	1.9
		.INCLUDES: Engine removal and installation	

Ref. No.	Part No.	Description	Reqd. QTY	Serial No.	Parts catalogue code
			NVA110 G		
1	11345-KWP-600	DUCT, L. COVER	1		
2	11346-KCW-870	BAND, L. COVER DUCT	1		
3	50100-K74-N00	BODY COMP., FRAME	1		
4	50160-K74-N00	STAY COMP., FUEL TANK	1		
5	50352-GW0-730	RUBBER, LINK STOPPER	1		
6	50355-K74-N00	LINK SUB ASSY., ENGINE HANGER	1		
7	83551-376-000	GROMMET, SIDE COVER	2		
8	83551-GE2-000	GROMMET, AIR CLEANER CASE ...	6		
9	90105-KJ9-000	BOLT, FLANGE, 10X210	1		
10	90106-GCC-000	BOLT, FLANGE, 10X238	1		
11	90304-KTE-911	NUT, FLANGE SPECIAL, 10MM (SIMMODS MARSHALL)	2		
12	91405-KPL-900	CLAMP, TUBE(D29)	1		
13	93500-04025-06	SCREW, PAN, 4X25	1		
14	94050-08000	NUT, FLANGE, 8MM	1		
15	95701-08050-00	BOLT, FLANGE, 8X50	2		
16	95701-08075-00	BOLT, FLANGE, 8X75	1		





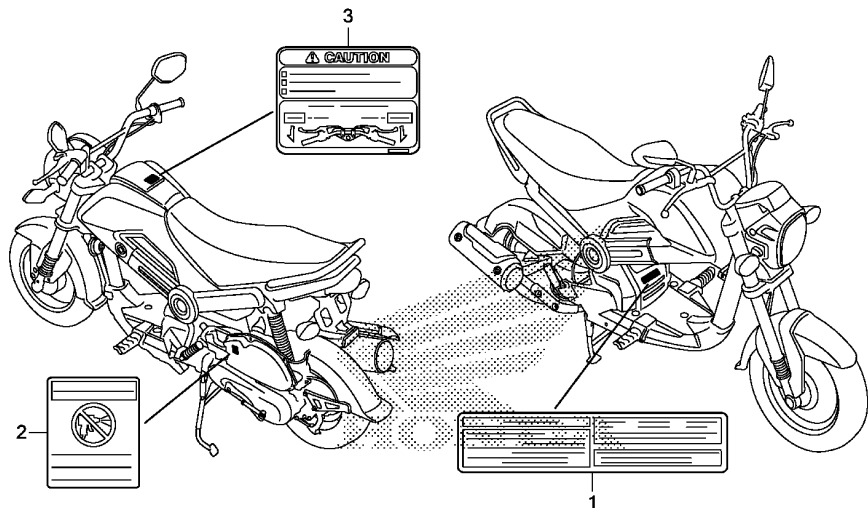
K748F4600

Ref. L.O.N. (Relative ref. Number) F.R.T.
No. Description

NO INFORMATION

3

Ref. No.	Part No.	Description	Reqd. QTY	Serial No.	Parts catalogue code
			NVA110 G		
1	84510-KWP-900	AID KIT, FIRST	1		
2	89102-KPL-900	DRIVER, SCREW(NO.2 +/-)	1		
3	89103-KPL-900	GRIP	1		
4	89216-KB7-000	SPANNER, 12X14	1		
5	89216-KWP-000	WRENCH, PLUG(16)	1		

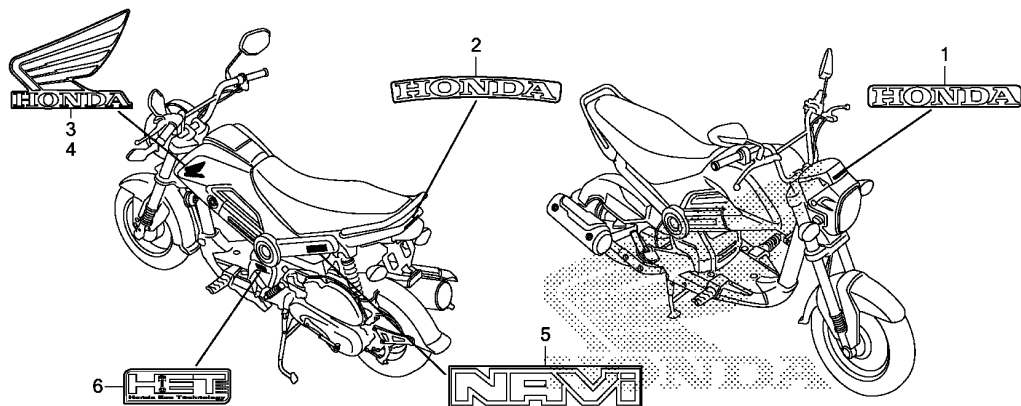


K748F4700

Ref. No.	L.O.N. (Relative ref. Number)	Description	F.R.T.
----------	-------------------------------	-------------	--------

NO INFORMATION

Ref. No.	Part No.	Description	Reqd. QTY	Serial No.	Parts catalogue code
			NVA110 G		
1	87505-K74-N00	LABEL, TIRE	1		
2	87509-KWP-900	LABEL, AIR CLEANER ELEMENT			
		NOTICE	1		
3	87560-K74-N00	LABEL, DRIVE	1		



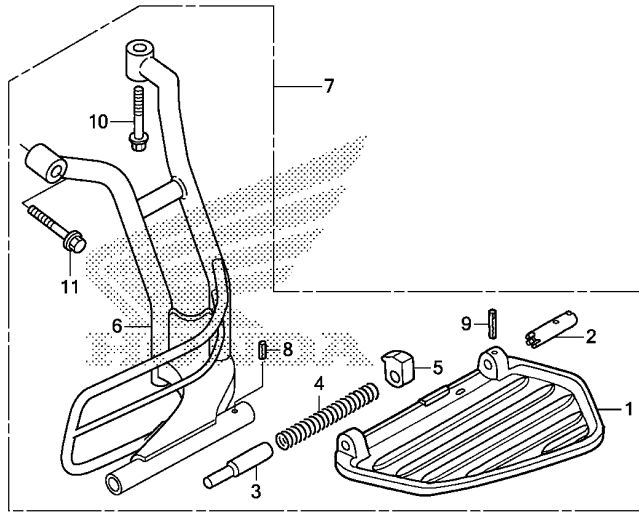
K748F4800

Ref. L.O.N. (Relative ref. Number) F.R.T.
No. Description

NO INFORMATION

3

Ref. No.	Part No.	Description	Reqd. QTY NVA110 G	Serial No.	Parts catalogue code
1	86101-K74-N00ZA	MARK, HONDA (65MM) *TYPE1*	1		
2	86102-K74-N00ZA	MARK, HONDA (70MM) *TYPE1*	1		
3	86201-K74-N00ZA	MARK, R. WING (95MM) *TYPE2*	1		
	86201-K74-N00ZB	*TYPE1*	1		
4	86202-K74-N00ZA	MARK, L. WING (95MM) *TYPE2*	1		
	86202-K74-N00ZB	*TYPE1*	1		
5	86831-K74-N00ZA	MARK (NAVI-STICKER) *TYPE3*	2		
	86831-K74-N00ZB	*TYPE2*	2		
	86831-K74-N00ZC	*TYPE1*	2		
6	86833-K55-600ZA	MARK, HET *TYPE1*	1		



Ref. No.	L.O.N.	(Relative ref. Number) Description	F.R.T.
1	4101R8	BAR, PILLION STEP(A) :LEFT ...	0.2
6	4101C9	BRACKET, PILLION STEP :LEFT ..	0.3
7	4101R7	STEP ASSY., PILLION	0.1

Ref. No.	Part No.	Description	Reqd. QTY	Serial No.	Parts catalogue code
			NVA110 G		
1	83521-KPL-900	PLATE, SARI STEP	1		
2	83522-KPL-900	PIN A, SARI STEP	1		
3	83523-KPL-900	PIN B, SARI STEP	1		
4	83524-KPL-900	SPRING, STEP RETURN	1		
5	83526-KPL-900	STOPPER, STEP RUBBER	1		
6	83540-K74-N00	STEP COMP., SARI	1		
7	83560-K74-N00	STEP SET, SARI	1		
8	94305-30142	PIN, SPRING, 3X14	1		
9	94305-30282	PIN, SPRING, 3X28	1		
10	95701-10060-00	BOLT, FLANGE, 10X60	1		
11	95701-10080-00	BOLT, FLANGE, 10X80	1		

PART NAME INDEX

J 1

Part name	Address	Page	Ref.	Part name	Address	Page	Ref.	Part name	Address	Page	Ref.
[A]											
AID KIT, FIRST	G15	78	1	BOLT, FLANGE, 6MM	F9	56	5	BOLT, STUD, 6X35	D3	28	20
ARM ASSY., KICK STARTER	G7	70	1		G11	74	8	BOLT, STUD, 7X17	D3	28	13
ARM COMP., EX. VALVE ROCKER ..	D5	30	5		G12	75	11	BOOT, FR. FORK	F14	61	12
ARM COMP., IN. VALVE ROCKER ..	D5	30	4	BOLT, FLANGE, 6X10	D11	36	9	BOSS, DRIVE FACE	D12	37	3
ARM, FR. BRAKE	F15	62	10		G6	69	13	BRACKET COMP., FR.	D10	35	5
ARM, RR. BRAKE	G1	64	6	BOLT, FLANGE, 6X100	G11	74	11	BRACKET, L. HANDLE LEVER	F4	51	16
AXLE, FR. WHEEL	F15	62	18		D4	29	24	BRACKET, NUMBER PLATE	G11	74	6
				BOLT, FLANGE, 6X115	E3	44	15	BRACKET, R. HANDLE LEVER	F4	51	14
				BOLT, FLANGE, 6X12	F8	55	16	BRACKET, SIDE STAND	G7	70	10
					F9	56	11	BRIDGE, FORK TOP	F6	53	7
					G2	65	13	BULB, HEADLIGHT	F1	48	5
					G3	66	19	BULB, TAIL & STOP LIGHT	G10	73	3
					G13	76	11	BULB, WEDGE BASE	F1	48	4
				BOLT, FLANGE, 6X14	D2	27	9		F2	49	1
					D3	28	22	BULB, WINKER LIGHT	G9	72	7
				BOLT, FLANGE, 6X16	D8	33	10	BUSH, ENGINE HANGER RUBBER	E3	44	2
					E4	45	19		E4	45	1
					F7	54	6	BUSH, KICK SPINDLE	D12	37	12
					G13	76	12	BUSH, RR. CUSHION RUBBER	G8	71	2
				BOLT, FLANGE, 6X18	D4	29	23	BUSH, RR. CUSHION UNDER RUBBER	E4	45	3
				BOLT, FLANGE, 6X20	F8	55	17	BUSH, RUBBER	G8	71	2
					G5	68	8	BUSH, SLIDE PIPE	F14	61	9
				BOLT, FLANGE, 6X22	D6	31	10	[C]			
					D8	33	11	CABLE COMP., CHOKE	F4	51	2
					E3	44	12	CABLE COMP., FR. BRAKE	F4	51	10
					F5	52	30	CABLE COMP., RR. BRAKE	F4	51	9
				BOLT, FLANGE, 6X25	D1	26	12	CABLE COMP., SPEEDOMETER	F2	49	10
					G11	74	12	CABLE, SEAT LOCK	G2	65	9
				BOLT, FLANGE, 6X28	D4	29	25	CAMSHAFT COMP.	D5	30	2
					F6	53	8	CAM, RR. BRAKE	F15	62	2
				BOLT, FLANGE, 6X30	E1	42	13		G1	64	5
					E2	43	13	CAP ASSY., NOISE SUPPRESSOR	G13	76	4
					G1	64	9	CAP COMP., FUEL FILLER	G3	66	13
				BOLT, FLANGE, 6X32	F15	62	17	CAP, CHOKE DUST	E6	47	15
				BOLT, FLANGE, 6X35	D10	35	10	CAP, LOCK NUT	F3	50	1
					D11	36	10	CAP, RR. GRIP END	G2	65	2
				BOLT, FLANGE, 6X40	E1	42	14	CAP, TAPPET ADJUSTING HOLE	E4	45	5
					E2	43	14	CARBURETOR ASSY.	E6	47	12
				BOLT, FLANGE, 6X55	E3	44	13	CASE COMP., MISSION	E1	42	2
				BOLT, FLANGE, 6X75	D11	36	11		E2	43	2
				BOLT, FLANGE, 6X80	E3	44	14	CASE SUB ASSY., AIR CLEANER	G4	67	5
				BOLT, FLANGE, 8X12	E4	45	20	CASE, BATTERY	G12	75	6
					G13	76	13	CASE, UNDER	F2	49	9
				BOLT, FLANGE, 8X16	F10	57	9	CHAIN, CAM	D6	31	1
					G2	65	14	CHAMBER SET, FLOAT	E6	47	4
					G11	74	13	CIRCLIP, 7MM	D13	38	18
				BOLT, FLANGE, 8X18	F14	61	22		D15	40	18
				BOLT, FLANGE, 8X25	G7	70	7	CIRCLIP, EXTERNAL, 16MM	D12	37	18
				BOLT, FLANGE, 8X50	G14	77	15	CIRCLIP, INTERNAL, 28MM	D13	38	17
				BOLT, FLANGE, 8X75	G14	77	16		D15	40	17
				BOLT, HANDLE LEVER PIVOT	F4	51	22	CIRCLIP, INTERNAL, 38MM	F14	61	21
				BOLT, HEAD COVER	D2	27	5	CLAMP	F2	49	7
				BOLT, HEX., 6X20	G13	76	10	CLAMPER COMP., RR. BRAKE CABLE	D11	36	1
				BOLT, HEX., 6X30	D9	34	4	CLAMPER, OVER FLOW	E4	45	8
				BOLT, HEX., 8X32	G8	71	4	CLAMPER, THROTTLE CABLE	D2	27	3
				BOLT, KNOCK, 5MM	D5	30	14	CLAMPER, WIRE HARNESS	D8	33	5
				BOLT, MAIN STAND SPRING	E4	45	10	CLAMP, BRAKE CABLE	D11	36	2
				BOLT, SIDE STAND PIVOT	G7	70	13				
				BOLT, SOCKET, 6X16	D8	33	12				

PART NAME INDEX

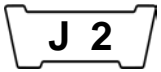


Table with 12 columns: Part name, Address, Page, Ref., Part name, Address, Page, Ref., Part name, Address, Page, Ref. It lists various automotive parts like CLAMP, CLIP, COIL ASSY, COLLAR, COVER COMP., CRANKCASE COMP., CUP SET, CUSHION ASSY., CYLINDER, DOWEL PIN, DRIVER, SCREW, DUCT, DUST SEAL, ELEMENT, EMBLEM, E-RING, FACE COMP., FACE SET, FILTER, FIN, FLOAT SET, FLOOR SET, FLOOR, LOWER, FLYWHEEL COMP., FORK SUB ASSY., FR., FUSE, BLADE, GASKET, GAUGE, GEAR COMP., GRIP, GROMMET, GUIDE, HARNESS COMP., HEADLIGHT UNIT, HEAD COMP., HINGE, HOLDER, HOLDER COMP., HOLDER, HANDLE PIPE UNDER, HOLDER, NEEDLE JET, HORN COMP., HOSE, HOUSING, INDICATOR, INSULATOR A, INSULATOR B.



PART NAME INDEX

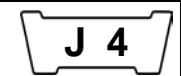


Table with 3 columns and 4 rows, listing various mechanical parts such as rollers, rubbers, screws, springs, and valves with their respective addresses, page numbers, and reference numbers.



PART NAME INDEX

J 5

Part name	Address	Page	Ref.	Part name	Address	Page	Ref.	Part name	Address	Page	Ref.
WASHER, PLAIN, 12MM	G7	70	5								
WASHER, PLAIN, 4MM	G10	73	6								
WASHER, PLAIN, 5MM	F5	52	29								
WASHER, PLAIN, 6MM	F10	57	6								
	G6	69	11								
WASHER, REGULATOR SETTING	F8	55	12								
WASHER, SEALING, 8MM	E4	45	12								
WASHER, SPECIAL, 14MM	D12	37	16								
WASHER, SPEEDOMETER GEAR	F15	62	5								
WASHER, STEERING HEAD DUST SEAL	F14	61	16								
WASHER, STEERING STEM	F14	61	20								
WASHER, THRUST, 10MM	D12	37	15								
WASHER, WAVE	F4	51	23								
WEIGHT SET, CLUTCH	D13	38	5								
	D15	40	5								
WHEEL SUB ASSY., FR.	F16	63	5								
WHEEL SUB ASSY., RR.	G1	64	2								
WINKER ASSY., L. FR.	G9	72	3								
WINKER ASSY., L. RR.	G9	72	6								
WINKER ASSY., R. FR.	G9	72	1								
WINKER ASSY., R. RR.	G9	72	5								
WRENCH, PLUG	G15	78	5								

1

FOREWORD INDEX

2

ENGINE GROUP

3

FRAME GROUP

4

PART NUMBER INDEX

5

PART NAME INDEX

HONDA
The Power of Dreams



PARTS CATALOGUE NEWS

Honda Motor Co., Ltd.
Service Division Service Technology

PARTS CATALOGUE - CORRECTED

Printed in Japan

February 28, 2016

CODE NO.	18K74GD1
PARTS CATALOGUE NEWS	NVA110 NVA110G
NEWS NO.	001

(ID-KD)K74

PARTS CATALOGUE NEWS

BOOKNo. :18K74GD1

NVA110 (NVA110G).....2ID,ID

No.	MODEL		NVA110G							
	COLOR		Hopper green R	Black	Shasta w hite	Moroccan blue R	Applicable model		Applicable block No.	Ref. No.
	CODE		GY-152R	NH-1	NH-138	PB-400R				
	Name of colored parts	Basic part No.	GY152	NH1	NH138	PB400	Initial applicable model	Final applicable model		
1	COVER SET, L. SIDE	83600-K74-N00	ZE	ZD	ZB	ZF			F-15	10
2	COVER SET, METER	61305-K74-N00	ZA	ZA	ZA	ZA			F-12	3
3	COVER SET, R. SIDE	83500-K74-N00	ZE	ZD	ZB	ZF			F-15	8
4	COVER, HEADLIGHT	61300-K74-N00	ZA	ZA	ZA	ZA			F-12	2
5	COVER, L. SIDE LOWER	83620-K74-N00	ZA	ZA	ZA	ZA			F-15	11
6	COVER, R. SIDE LOWER	83520-K74-N00	ZA	ZA	ZA	ZA			F-15	9
7	COWL SET, RR. LOWER	83800-K74-N00	ZA	ZA	ZA	ZA			F-15-10	5
8	FLOOR SET	64300-K74-N00	ZA	ZA	ZA	ZA			F-14	3
9	MARK	86831-K74-N00	ZA	ZB	ZA	ZC			F-48	5
10	MARK, HET	86833-K55-600	ZA	ZA	ZA	ZA			F-48	6
11	MARK, HONDA	86101-K74-N00	ZA	ZA	ZA	ZA			F-48	1
12	MARK, HONDA	86102-K74-N00	ZA	ZA	ZA	ZA			F-48	2
13	MARK, L. WING	86202-K74-N00	ZA	ZB	ZA	ZB			F-48	4
14	MARK, R. WING	86201-K74-N00	ZA	ZB	ZA	ZB			F-48	3
15	MIRROR COMP., L.	88220-K38-901	ZC	ZC	ZC	ZC			F-3	3
16	MIRROR COMP., R.	88210-K38-901	ZC	ZC	ZC	ZC			F-3	2
17	SEAT ASSY., DOUBLE	77200-K74-N00	ZA	ZA	ZA	ZA			F-24	4

NOTE A:PART NO. CHANGE D:NEWLY PROVIDED E:PART NO. DELETION K:REQUIRED NO. CORRECTION L:APPLICATION SERIAL NO. CORRECTION
M:PART DESCRIPTION CORRECTION T:APPLICATION CORRECTION Z:REMARKS CHANGE

NVA110 (NVA110G).....2ID,ID

No.	MODEL		NVA110G						
	COLOR		Patriot red	Citric yellow R	Sparky orange R	Applicable model		Applicable block No.	Ref. No.
	CODE		R-232	Y-226R	YR-340R	Initial applicable model	Final applicable model		
	Name of colored parts	Basic part No.	R232	Y226	YR340				
1	COVER SET, L. SIDE	83600-K74-N00	ZG	ZC	ZA			F-15	10
2	COVER SET, METER	61305-K74-N00	ZA	ZA	ZA			F-12	3
3	COVER SET, R. SIDE	83500-K74-N00	ZG	ZC	ZA			F-15	8
4	COVER, HEADLIGHT	61300-K74-N00	ZA	ZA	ZA			F-12	2
5	COVER, L. SIDE LOWER	83620-K74-N00	ZA	ZA	ZA			F-15	11
6	COVER, R. SIDE LOWER	83520-K74-N00	ZA	ZA	ZA			F-15	9
7	COWL SET, RR. LOWER	83800-K74-N00	ZA	ZA	ZA			F-15-10	5
8	FLOOR SET	64300-K74-N00	ZA	ZA	ZA			F-14	3
9	MARK	86831-K74-N00	ZC	ZA	ZA			F-48	5
10	MARK, HET	86833-K55-600	ZA	ZA	ZA			F-48	6
11	MARK, HONDA	86101-K74-N00	ZA	ZA	ZA			F-48	1
12	MARK, HONDA	86102-K74-N00	ZA	ZA	ZA			F-48	2
13	MARK, L. WING	86202-K74-N00	ZB	ZA	ZA			F-48	4
14	MARK, R. WING	86201-K74-N00	ZB	ZA	ZA			F-48	3
15	MIRROR COMP., L.	88220-K38-901	ZC	ZC	ZC			F-3	3
16	MIRROR COMP., R.	88210-K38-901	ZC	ZC	ZC			F-3	2
17	SEAT ASSY., DOUBLE	77200-K74-N00	ZA	ZA	ZA			F-24	4

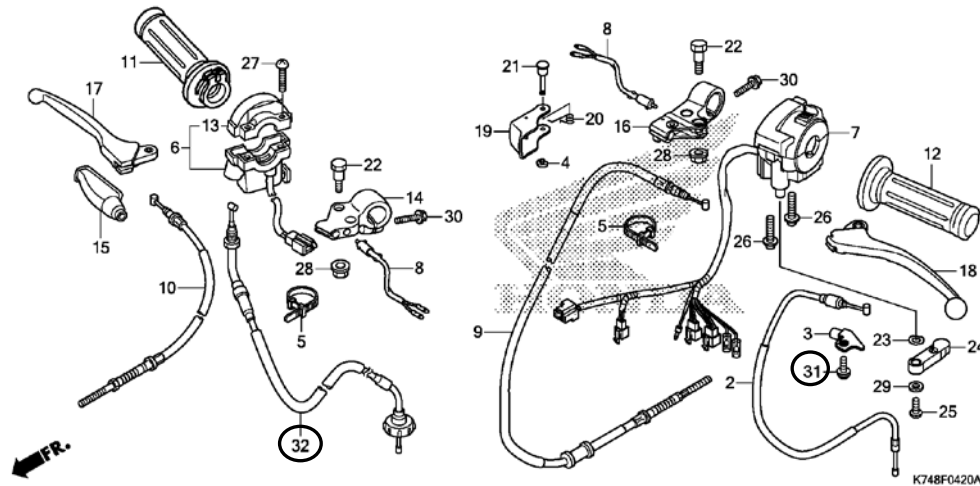
NOTE A:PART NO. CHANGE D:NEWLY PROVIDED E:PART NO. DELETION K:REQUIRED NO. CORRECTION L:APPLICATION SERIAL NO. CORRECTION
M:PART DESCRIPTION CORRECTION T:APPLICATION CORRECTION Z:REMARKS CHANGE

BOOKNo. :18K74GD1

Block No.	Ref. No.	Note	Part No.	Description	Reqd. QTY	Serial No.	Parts catalogue code
					NVA110 6		
E-1	10	E	93903-25310	*PART NO. DELETION			
		A	93903-25380	SCREW, TAPPING, 5X16.....	1		

F-4-20 HANDLE LEVER/SWITCH/CABLE

Ref. No.	(Relative ref. Number)	Description	FRT
32	811100	CABLE, THROTTLE	1.0



F-4-20	8	E	35340-KZA-W01	*PART NO. DELETION			
		A	35340-K74-N00	SWITCH ASSY., FR. STOP.....	2		
	24	E	91796-K74-N00	*PART NO. DELETION			
		A	17961-K74-N00	LEVER, CHOKE.....	1		
	31	D	93891-05016-07	SCREW-WASHER, 5X16.....	1		
	32	D	06179-K74-N00	CABLE SET, THROTTLE.....	1		
F-9	3	E	35121-K14-930	*PART NO. DELETION			
		A	35121-K74-N00	KEY, BLANK.....	(1)		

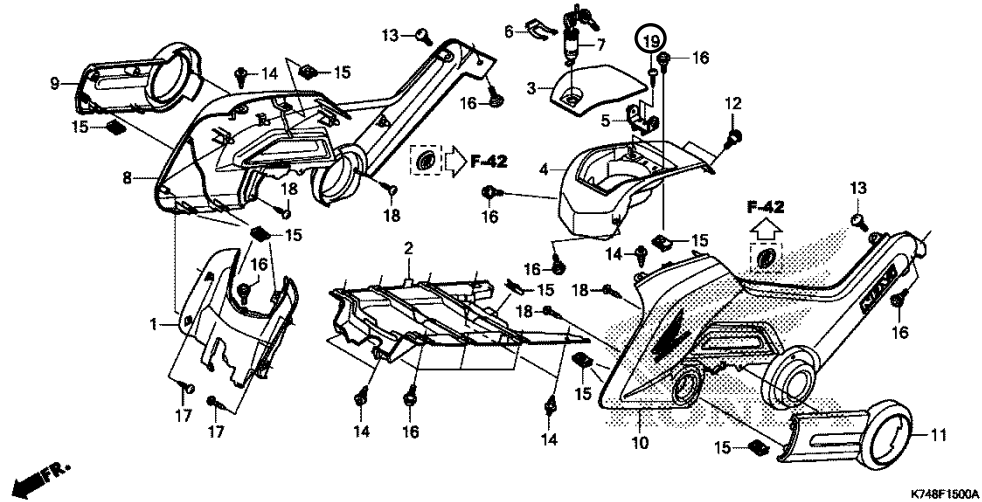
NOTE A:PART NO. CHANGE D:NEWLY PROVIDED E:PART NO.DELETION K:REQUIRED NO. CORRECTION L:APPLICATION SERIAL NO. CORRECTION
M:PART DESCRIPTION CORRECTION T:APPLICATION CORRECTION Z:REMARKS CHANGE

PARTS CATALOGUE NEWS

BOOKNo. :18K74GD1

Block No.	Ref. No.	Note	Part No.	Description	Reqd. QTY NVA110 6	Serial No.	Parts catalogue code
-----------	----------	------	----------	-------------	--------------------------	------------	----------------------

F-15 TANK COVER/SIDE COVER



F-15	7	E	77239-K74-N00	*PART NO. DELETION			
	A		77239-K74-N01	KEY, FUEL LOCK.....	1		
	19	D	93903-24280	SCREW, TAPPING, 4X10.....	2		
F-17	18	E	90102-KPL-900	*PART NO. DELETION			
	A		90101-GE0-000	SCREW, HINGE PATCH.....	2		
F-19	6	E	44820-K74-N00	*PART NO. DELETION			
	A		44820-KVT-F00	GEAR SET, SPEEDOMETER.....	1		
F-24	4	E	77200-K74-N00	*PART NO. DELETION			
	A		77200-K74-N00ZA	SEAT ASSY., DOUBLE *TYPE1*.....	1		
F-28	10	E	17254-KWP-D00	*PART NO. DELETION			
	A		17254-K74-N00	BAND, AIR CLEANER CONNECTING TUBE (40)	1		

NOTE A:PART NO. CHANGE D:NEWLY PROVIDED E:PART NO. DELETION K:REQUIRED NO. CORRECTION L:APPLICATION SERIAL NO. CORRECTION
M:PART DESCRIPTION CORRECTION T:APPLICATION CORRECTION Z:REMARKS CHANGE

PARTS CATALOGUE NEWS

BOOKNo. :18K74GD1

Block No.	Ref. No.	Note	Part No.	Description	Reqd. QTY	Serial No.	Parts catalogue code
					NVA110 G		
F-36	1	E	52400-KWP-F03	*PART NO. DELETION			
		A	52400-KWP-G01	CUSHION ASSY., RR. (ENDURANCE).	1		

NOTE A:PART NO. CHANGE D:NEWLY PROVIDED E:PART NO. DELETION K:REQUIRED NO. CORRECTION L:APPLICATION SERIAL NO. CORRECTION
M:PART DESCRIPTION CORRECTION T:APPLICATION CORRECTION Z:REMARKS CHANGE



PARTS CATALOGUE NEWS

Honda Motor Co., Ltd.
Service Division Service Technology

PARTS CATALOGUE - CORRECTED

Printed in Japan

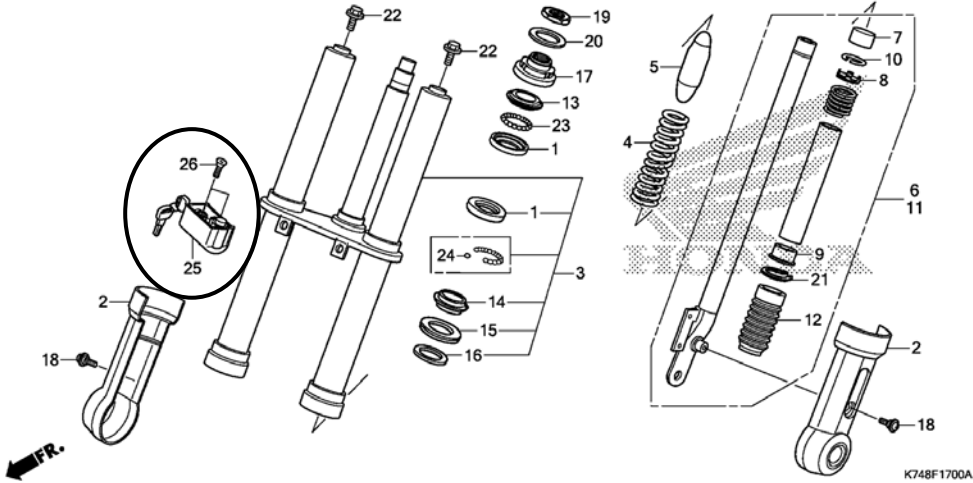
CODE NO.	18K74GD1
PARTS CATALOGUE NEWS	NVA110 NVA110G
NEWS NO.	002

(ID-KD)K74

Block No.	Ref. No.	Note	Part No.	Description	Reqd. QTY NVA110 G	Serial No.	Parts catalogue code
-----------	----------	------	----------	-------------	--------------------------	------------	----------------------

F-17 FRONT FORK

Ref. No.	(Relative ref. Number)	Description	FRT
25	615147	LOCK, STEERING	1.3



F-17	25	D	53600-K74-N01	LOCK COMP., STEERING HANDLE...	1
	26	D	90164-KPL-900	SCREW, U-LOCK FLAT, 6X12...	2

NOTE A:PART NO. CHANGE D:NEWLY PROVIDED E:PART NO. DELETION K:REQUIRED NO. CORRECTION L:APPLICATION SERIAL NO. CORRECTION
M:PART DESCRIPTION CORRECTION T:APPLICATION CORRECTION Z:REMARKS CHANGE



PARTS CATALOGUE NEWS

Honda Motor Co., Ltd.
Service Division Service Technology

PARTS CATALOGUE - CORRECTED

Printed in Japan

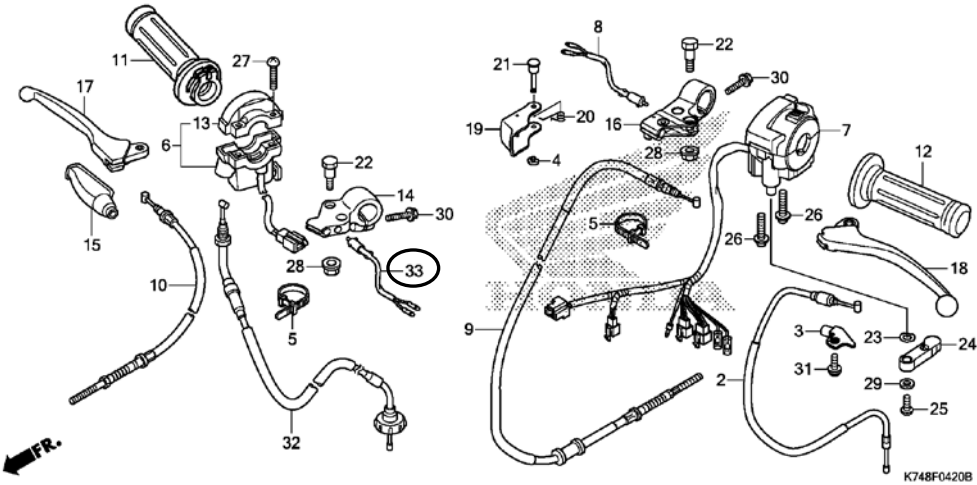
CODE NO.	18K74GD1
PARTS CATALOGUE NEWS	NVA110 NVA110G
NEWS NO.	003

(ID-KD)K74

Block No.	Ref. No.	Note	Part No.	Description	Reqd. QTY NVA110 G	Serial No.	Parts catalogue code
-----------	----------	------	----------	-------------	--------------------------	------------	----------------------

F-4-20 HANDLE LEVER/SWITCH/CABLE

Ref. No.	(Relative ref. Number)	Description	FRT
33	6151B2	SWITCH, FRONT STOP	0.4
	6151B6	SWITCH, STOP :BOTH	0.8



F-4-20	8	K	35340-K74-N00	SWITCH ASSY., FR. STOP.....	1		
	33	D	35340-KZA-W01	SWITCH ASSY., FR. STOP.....	1		

NOTE A:PART NO. CHANGE D:NEWLY PROVIDED E:PART NO. DELETION K:REQUIRED NO. CORRECTION L:APPLICATION SERIAL NO. CORRECTION
M:PART DESCRIPTION CORRECTION T:APPLICATION CORRECTION Z:REMARKS CHANGE



PARTS CATALOGUE NEWS

Honda Motor Co., Ltd.
Service Division Service Technology

PARTS CATALOGUE - CORRECTED

Printed in Japan

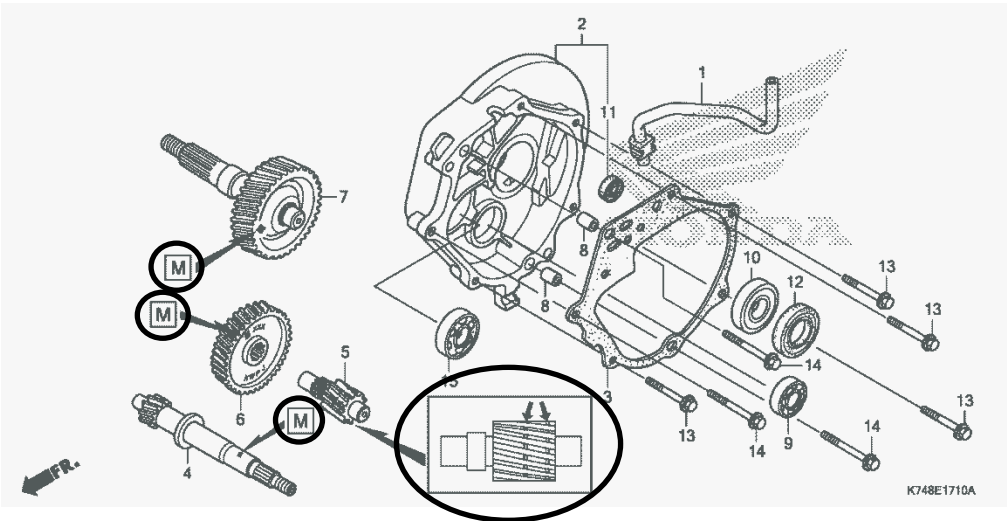
CODE NO.	18K74GD1
PARTS CATALOGUE NEWS	NVA110 NVA110G
NEWS NO.	004

(ID-KD)K74

Block No.	Ref. No.	Note	Part No.	Description	Reqd. QTY NVA110 G	Serial No.	Parts catalogue code
-----------	----------	------	----------	-------------	--------------------------	------------	----------------------

E-17-10 TRANSMISSION (MUSASHI)

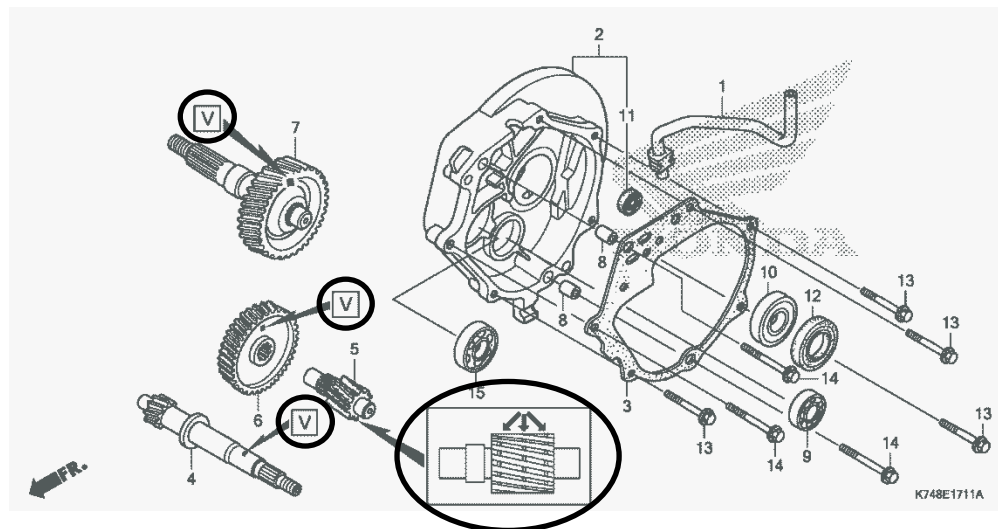
*BLOCK ILLUSTRATION-CORRECTED



NOTE A:PART NO. CHANGE D:NEWLY PROVIDED E:PART NO. DELETION K:REQUIRED NO. CORRECTION L:APPLICATION SERIAL NO. CORRECTION
M:PART DESCRIPTION CORRECTION T:APPLICATION CORRECTION Z:REMARKS CHANGE

BOOKNo. :18K74GD1

Block No.	Ref. No.	Note	Part No.	Description	Reqd. QTY NVA110 6	Serial No.	Parts catalogue code
E-17-11			TRANSMISSION (VARROC)	*BLOCK ILLUSTR-CORRECTED			



NOTE A:PART NO. CHANGE D:NEWLY PROVIDED E:PART NO. DELETION K:REQUIRED NO. CORRECTION L:APPLICATION SERIAL NO. CORRECTION
M:PART DESCRIPTION CORRECTION T:APPLICATION CORRECTION Z:REMARKS CHANGE



PARTS CATALOGUE NEWS

Honda Motor Co., Ltd.
Service Division Service Technology

PARTS CATALOGUE - CORRECTED

Printed in Japan

CODE NO.	18K74GD1
PARTS CATALOGUE NEWS	NVA110 NVA110G
NEWS NO.	005

(ID-KD)K74

FRT CORRECTED

*** OPERATIONS OTHER THAN REPLACING PARTS**

• Inspection/Measurement

	LON	DESCRIPTION	FRT
E	1115A0	COMPRESSION PRESSURE-MEASUREMENT	0.2
	3115A0	CARBURETOR FLOAT LEVEL-MEASUREMENT	0.8
	6145A0	IGNITION TIMING-INSPECTION	0.2
F	6105A0	BATTERY-CHECKING OF ELECTROLYTE LEVEL & CHARGE	0.2



• Inspection/Measurement

	LON	DESCRIPTION	FRT
E	1115A0	COMPRESSION PRESSURE-MEASUREMENT	0.2
	3115A0	CARBURETOR FLOAT LEVEL-MEASUREMENT	0.8
	6145A0	IGNITION TIMING-INSPECTION	0.2
F	6105A0	BATTERY-CHARGE INCLUDES: In case of open type battery, checking electrolyte level and charge.	0.2

NOTE A:PART NO. CHANGE D:NEWLY PROVIDED E:PART NO. DELETION K:REQUIRED NO. CORRECTION L:APPLICATION SERIAL NO. CORRECTION
M:PART DESCRIPTION CORRECTION T:APPLICATION CORRECTION Z:REMARKS CHANGE



PARTS CATALOGUE NEWS

Honda Motor Co., Ltd.
Service Division Service Technology

PARTS CATALOGUE - CORRECTED

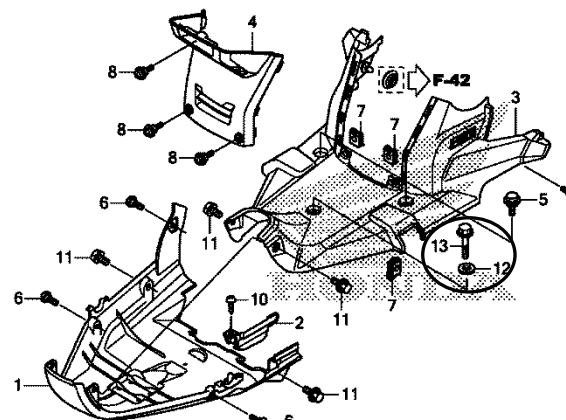
Printed in Japan

CODE NO.	18K74GD1
PARTS CATALOGUE NEWS	NVA110 NVA110G
NEWS NO.	006

(ID-KD)K74

Block No.	Ref. No.	Note	Part No.	Description	Reqd. QTY NVA110 G	Serial No.	Parts catalogue code
-----------	----------	------	----------	-------------	--------------------------	------------	----------------------

F-14 FLOOR



K748F1400A

F-14	9	E	93404-06025-07	*PART NO. DELETION			
	12	D	94103-06700	WASHER, PLAIN, 6MM.....	1		

NOTE A:PART NO. CHANGE D:NEWLY PROVIDED E:PART NO. DELETION K:REQUIRED NO. CORRECTION L:APPLICATION SERIAL NO. CORRECTION
M:PART DESCRIPTION CORRECTION T:APPLICATION CORRECTION Z:REMARKS CHANGE

PARTS CATALOGUE NEWS

BOOKNo. :18K74GD1

Block No.	Ref. No.	Note	Part No.	Description	Reqd. QTY NVA110 G	Serial No.	Parts catalogue code
	13	D	95701-06025-07	BOLT, FLANGE, 6X25.....	1		

NOTE A:PART NO. CHANGE D:NEWLY PROVIDED E:PART NO.DELETION K:REQUIRED NO. CORRECTION L:APPLICATION SERIAL NO. CORRECTION
M:PART DESCRIPTION CORRECTION T:APPLICATION CORRECTION Z:REMARKS CHANGE



PARTS CATALOGUE NEWS

Honda Motor Co., Ltd.
Service Division Service Technology

Printed in Japan

CODE NO.	18K74GD1
PARTS CATALOGUE NEWS	NVA110 NVA110G
NEWS NO.	007

(ID-KD)

NEW MODEL NVA110H-ID, 2ID TYPES COMPONENT PARTS-MARKETED

This Parts News lists NVA110H-ID, 2ID types parts exclusively and is based on NVA110G-ID, 2ID types listed on the NVA110 Parts Catalogue.

All other parts not listed herein are the same as NVA110G-ID, 2ID types parts.

Model	Parts catalogue code	Type	Applicable engine serial No.	Applicable frame serial No.	Applicable carburetor serial No.
NVA110H	2ID	India	JF65E-7-1000001~	ME4JF653*H7000001~	5TL A
	ID		JF65E-7-1000001~	ME4JF652*H7000001~	

PARTS CATALOGUE NEWS

BOOKNo. : 18K74GD1

NVA110 (NVA110H)

No.	MODEL		NVA110H							
	COLOR		Hopper green R	Black	Shasta w hite	Moroccan blue R	Applicable model		Applicable block No.	Ref. No.
	CODE		GY-152R	NH-1	NH-138	PB-400R				
	Name of colored parts	Basic part No.	GY152	NH1	NH138	PB400	Initial applicable model	Final applicable model		
1	COVER SET, L. SIDE	83600-K74-N00	ZE	ZD	ZB	ZF			F-15	10
2	COVER SET, METER	61305-K74-N00	ZA	ZA	ZA	ZA			F-12	3
3	COVER SET, R. SIDE	83500-K74-N00	ZE	ZD	ZB	ZF			F-15	8
4	COVER, HEADLIGHT	61300-K74-N00	ZA	ZA	ZA	ZA			F-12	2
5	COVER, L. SIDE LOWER	83620-K74-N00	ZA	ZA	ZA	ZA			F-15	11
6	COVER, R. SIDE LOWER	83520-K74-N00	ZA	ZA	ZA	ZA			F-15	9
7	COWL SET, RR. LOWER	83800-K74-N00	ZA	ZA	ZA	ZA			F-15-10	5
8	FLOOR SET	64300-K74-N20	ZA	ZA	ZA	ZA			F-14	3
9	MARK	86831-K74-N00	ZA	ZB	ZA	ZC			F-48	5
10	MARK, HET BS 4	86833-K43-900	ZA	ZA	ZA	ZA			F-48	7
11	MARK, HONDA	86101-K74-N00	ZA	ZA	ZA	ZA			F-48	1
12	MARK, HONDA	86102-K74-N00	ZA	ZA	ZA	ZA			F-48	2
13	MARK, L. WING	86202-K74-N00	ZA	ZB	ZA	ZB			F-48	4
14	MARK, R. WING	86201-K74-N00	ZA	ZB	ZA	ZB			F-48	3
15	MIRROR COMP., L.	88220-K38-901	ZC	ZC	ZC	ZC			F-3	3
16	MIRROR COMP., R.	88210-K38-901	ZC	ZC	ZC	ZC			F-3	2
17	SEAT ASSY., DOUBLE	77200-K74-N00	ZA	ZA	ZA	ZA			F-24	4

PARTS CATALOGUE NEWS

BOOKNo. : 18K74GD1

NVA110 (NVA110H)

No.	MODEL		NVA110H						
	COLOR		Patriot red	Citric yellow R	Sparky orange R	Applicable model		Applicable block No.	Ref. No.
	CODE		R-232	Y-226R	YR-340R				
	Name of colored parts	Basic part No.	R232	Y226	YR340	Initial applicable model	Final applicable model		
1	COVER SET, L. SIDE	83600-K74-N00	ZG	ZC	ZA			F-15	10
2	COVER SET, METER	61305-K74-N00	ZA	ZA	ZA			F-12	3
3	COVER SET, R. SIDE	83500-K74-N00	ZG	ZC	ZA			F-15	8
4	COVER, HEADLIGHT	61300-K74-N00	ZA	ZA	ZA			F-12	2
5	COVER, L. SIDE LOWER	83620-K74-N00	ZA	ZA	ZA			F-15	11
6	COVER, R. SIDE LOWER	83520-K74-N00	ZA	ZA	ZA			F-15	9
7	COWL SET, RR. LOWER	83800-K74-N00	ZA	ZA	ZA			F-15-10	5
8	FLOOR SET	64300-K74-N20	ZA	ZA	ZA			F-14	3
9	MARK	86831-K74-N00	ZC	ZA	ZA			F-48	5
10	MARK, HET BS 4	86833-K43-900	ZA	ZA	ZA			F-48	7
11	MARK, HONDA	86101-K74-N00	ZA	ZA	ZA			F-48	1
12	MARK, HONDA	86102-K74-N00	ZA	ZA	ZA			F-48	2
13	MARK, L. WING	86202-K74-N00	ZB	ZA	ZA			F-48	4
14	MARK, R. WING	86201-K74-N00	ZB	ZA	ZA			F-48	3
15	MIRROR COMP., L.	88220-K38-901	ZC	ZC	ZC			F-3	3
16	MIRROR COMP., R.	88210-K38-901	ZC	ZC	ZC			F-3	2
17	SEAT ASSY., DOUBLE	77200-K74-N00	ZA	ZA	ZA			F-24	4

PARTS CATALOGUE NEWS

BOOKNo. :18K74GD1

Block No.	Ref. No.	Part No.	Description	Reqd. QTY		Base Part No.	Parts catalogue code
				NVA110 G	H		
E-1	7	80103-K74-N20	GUARD, WIND.....	-	1	80103-K74-N00	21D, ID
E-2	7	90601-KWP-F00	CLIP, TUBE (B12).....	-	1	95002-02120	21D, ID
	8	90653-KWP-F00	CLIP, TUBE (B12.5).....	-	1	95002-02130	21D, ID
E-4	2	14100-KWP-D01	CAMSHAFT COMP.....	-	1	14100-KWP-D00	21D, ID
E-13	1	11230-K74-N00	CLAMPER COMP., RR. BRAKE CABLE	-	1	11230-K24-901	21D, ID
	2	11233-KZK-900	CLAMP, BRAKE CABLE.....	-	1	11233-K24-900	21D, ID
	3	11341-KWP-G30	COVER, L. SIDE.....	-	1	11341-KWP-D00	21D, ID
E-16	1	22011-KWP-G30	PIECE SET, SLIDE.....	-	1	22011-KPL-940	21D, ID
E-17	8		FACE SET, DRIVEN (F. C. C.).....	-	0	23205-KWP-D00	21D, ID
E-17-1	1		OUTER COMP., CLUTCH (EXEDY)....	-	0	22100-KWP-D02	21D, ID
	2		PLATE COMP., DRIVE.....	-	0	22350-KWP-D02	21D, ID
	3		PLATE, CLUTCH SIDE (EXEDY)....	-	0	22361-K27-V02	21D, ID
	4		SPRING, CLUTCH (8KGF).....	-	0	22401-KWP-D02	21D, ID
	5		WEIGHT SET, CLUTCH.....	-	0	22534-KWP-D00	21D, ID
	6		RUBBER, CLUTCH DAMPER.....	-	0	22804-148-000	21D, ID
	7		BELT, DRIVE (BANDO).....	-	0	23100-KWP-D01	21D, ID
			BELT, DRIVE (GATES).....	-	0	23100-KWP-D02	21D, ID
	8		FACE SET, DRIVEN (EXEDY).....	-	0	23204-KWP-D00	21D, ID
	9		FACE SET, MOVABLE DRIVEN (EXEDY)	-	0	23223-KWP-D00	21D, ID
	10		PIN, ROLLER GUIDE.....	-	0	23225-KSY-900	21D, ID
	11		ROLLER, GUIDE.....	-	0	23226-K27-V02	21D, ID
	12		SPRING, DRIVEN FACE.....	-	0	23233-KWP-D02	21D, ID
	13		COLLAR, SEAL.....	-	0	23237-KWP-D02	21D, ID
14		COLLAR, SPRING.....	-	0	23238-KWP-D02	21D, ID	

PARTS CATALOGUE NEWS

BOOKNo. :18K74GD1

Block No.	Ref. No.	Part No.	Description	Reqd. QTY	Base Part No.	Parts catalogue code
				NVA110 G H		
	15		NUT, SPECIAL, 28MM.....	- 0	90202-KN7-670	2ID, ID
	16		WASHER, 12. 2X29X2. 5.....	- 0	90441-GY6-940	2ID, ID
	17		CIRCLIP, INTERNAL, 28MM(EXEDY)	- 0	90464-K27-V02	2ID, ID
	18		CIRCLIP, 7MM.....	- 0	90605-166-720	2ID, ID
	19		BEARING, RADIAL BALL, 6902U (NSK)	- 0	91009-KVY-961	2ID, ID
	20		BEARING, NEEDLE, 20X29X18 (SCHAEFFLER)	- 0	91109-KVY-902	2ID, ID
	21		SEAL, DRIVEN FACE, 34X39X3....	- 0	91211-K24-901	2ID, ID
	22		O-RING, PINION CAP.....	- 0	91351-642-000	2ID, ID
	23		O-RING, 38. 5X2.....	- 0	91351-GR1-000	2ID, ID
	24		NUT, HEX. , 12MM.....	- 0	94030-12200	2ID, ID
E-17-10	4	23411-KVT-F00	DRIVESHAFT (19T).....	- 1	23411-KWP-D00	2ID, ID
	5	23421-KVT-G00	COUNTERSHAFT (13T).....	- 1	23421-KWP-D00	2ID, ID
E-17-11	1		TUBE, MISSION BREATHER.....	- 0	11220-GCC-000	2ID, ID
	2		CASE COMP., MISSION.....	- 0	21200-KZK-900	2ID, ID
	3		GASKET, TRANSMISSION CASE.....	- 0	21395-KWP-901	2ID, ID
	4		DRIVESHAFT (19T).....	- 0	23411-KWP-F20	2ID, ID
	5		COUNTERSHAFT (13T).....	- 0	23421-KWP-F20	2ID, ID
	6		GEAR, COUNTERSHAFT (51T).....	- 0	23422-KWP-F20	2ID, ID
	7		GEAR COMP., FINAL (49T).....	- 0	23430-KWP-F20	2ID, ID
	8		DOWEL PIN, SPECIAL, 8X14.....	- 0	90701-KPL-900	2ID, ID
	9		BEARING, RADIAL BALL, 6201 (NSK)	- 0	91006-KWP-901	2ID, ID
	10		BEARING, RADIAL BALL, 6004UU (NSK)	- 0	91008-KWP-D01	2ID, ID

PARTS CATALOGUE NEWS

BOOKNo. :18K74GD1

Block No.	Ref. No.	Part No.	Description	Reqd. QTY		Base Part No.	Parts catalogue code
				NVA110 G	H		
			BEARING, RADIAL BALL, 6004UU (FAG)	-	0	91008-KWP-D02	2ID, ID
			BEARING, RADIAL BALL, 6004UU (NEI LTD)	-	0	91008-KWP-D03	2ID, ID
	11		OIL SEAL, 14X20X3.2.....	-	0	91203-KPL-901	2ID, ID
	12		OIL SEAL, 27X42X7.....	-	0	91225-KWP-D01	2ID, ID
	13		BOLT, FLANGE, 6X30.....	-	0	95701-06030-00	2ID, ID
	14		BOLT, FLANGE, 6X40.....	-	0	95701-06040-00	2ID, ID
	15		BEARING, RADIAL BALL, 6301....	-	0	96100-63010-00	2ID, ID
E-19-10	1	11100-KVT-G00	CRANKCASE COMP., R.....	-	1	11100-KWP-D01	2ID, ID
	2	11103-K24-G00	BUSH, ENGINE HANGER RUBBER....	-	1	11103-KWP-900	2ID, ID
	4	15651-K24-G00	GAUGE, OIL LEVEL.....	-	1	15651-KWP-900	2ID, ID
	10	90401-KWP-F00	WASHER, DRAIN PLUG, 12MM.....	-	1	94109-12000	2ID, ID
E-19-20	1	11103-K24-G00	BUSH, ENGINE HANGER RUBBER....	-	1	11103-KWP-900	2ID, ID
	2	11200-KVT-G00	CRANKCASE COMP., L.....	-	1	11200-KWP-D01	2ID, ID
	3	11203-K24-G00	BUSH, RR. CUSHION UNDER RUBBER	-	1	11203-KWP-D00	2ID, ID
	12	90474-KWP-F00	WASHER, SEALING, 8MM.....	-	2	90474-333-000	2ID, ID
E-20	1	13000-KWP-D02	CRANKSHAFT COMP.....	-	1	13000-KWP-D01	2ID, ID
E-21	12	16100-KVT-G01	CARBURETOR ASSY. (5TL A).....	-	1	16100-K74-N01	2ID, ID
F-4-20	7	35200-K74-N21	SWITCH ASSY., WINKER.....	-	1	35200-K74-N01	2ID, ID
	8	35345-K74-N21	SWITCH ASSY., RR. STOP.....	-	1	35340-K74-N00	2ID, ID
F-14	3	64300-K74-N20ZA	FLOOR SET (WL) *TYPE1*.....	-	1	64300-K74-N00ZA	2ID, ID
F-20-30	1	42753-K24-G01	VALVE, RIM (ACCURA).....	-	1		2ID, ID
	5	44650-K74-N20	WHEEL SUB ASSY., FR.....	-	1	44650-K74-N00	2ID, ID
F-22-30	2	42650-KZK-D20	WHEEL SUB ASSY., RR.....	-	1	42650-K74-N00	2ID, ID

PARTS CATALOGUE NEWS

BOOKNo. :18K74GD1

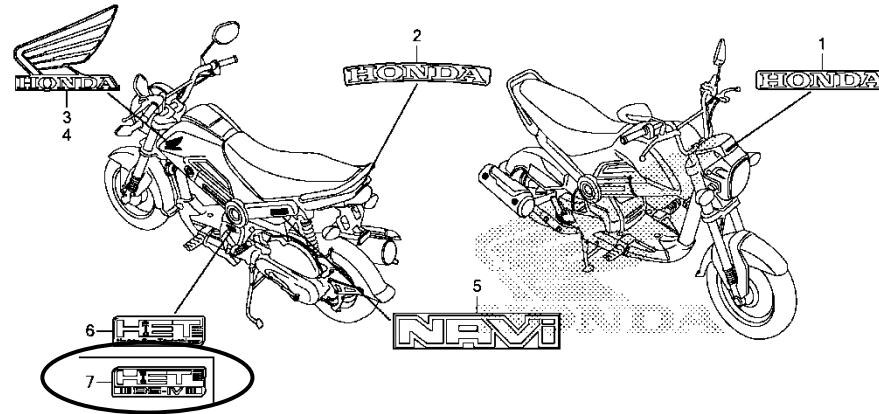
Block No.	Ref. No.	Part No.	Description	Reqd. QTY		Base Part No.	Parts catalogue code
				NVA110 G	H		
	4	42753-K24-G01	VALVE, RIM (ACCURA).....	-	1		21D, ID
F-24	9	77240-K74-N00	CABLE, SEAT LOCK.....	-	1	77240-KWP-F00	21D, ID
	10	77241-K74-N00	STAY, SEAT LOCK.....	-	1	77241-KWP-901	21D, ID
F-26	12	17550-K74-N20	PIPE COMP., SIDE COVER MOUNTING	-	1	17550-K74-N00	21D, ID
F-28	3	17216-KVT-G00	TUBE, DRAIN.....	-	1	17216-KVT-940	21D, ID
	5	17225-K74-N20	CASE SUB ASSY., AIR CLEANER...	-	1	17225-K32-900	21D, ID
	6	17234-K74-N20	COVER, AIR CLEANER DUCT.....	-	1	17234-K74-N00	21D, ID
	8	17235-KVT-G00	COVER SUB ASSY., AIR CLEANER..	-	1	17235-KVT-D00	21D, ID
	9	17253-KVT-G00	TUBE, AIR CLEANER CONNECTING..	-	1	17253-KWP-900	21D, ID
	16	90653-KWP-F00	CLIP, TUBE (B12.5).....	-	1	95002-02130	21D, ID
F-28-10	1	17316-KWP-E00	CLIP, BREATHER TUBE.....	-	2	17316-611-000	21D, ID
	6	90682-KWP-F00	CLAMP, CANISTER HOSE.....	-	2	90682-SA0-670	21D, ID
	7	90651-KWP-F00	CLIP, TUBE (B7).....	-	2	95002-02070	21D, ID
F-30	4	18300-K74-N20	MUFFLER COMP., EX.....	-	1	18300-K74-N00	21D, ID
F-35	4	50505-KWP-E00	SPRING ASSY., MAIN STAND.....	-	1	50505-GCC-000	21D, ID
F-36	1	52400-K24-G02	CUSHION ASSY., RR. (GABRIEL)...	-	1	52400-KWP-F02	21D, ID
			CUSHION ASSY., RR. (ENDURANCE)	-	0	52400-KWP-G01	21D, ID
	2		BUSH, RUBBER (ENDURANCE).....	-	0	52495-K23-902	21D, ID
	3		COLLAR, RUBBER BUSH (ENDURANCE)	-	0	52486-K23-902	21D, ID
F-39	6	80108-K74-N20	BRACKET, NUMBER PLATE.....	-	1	80108-K74-N10	21D
		80108-K74-N30	BRACKET, NUMBER PLATE.....	-	1	80108-K74-N00	ID
F-41	1	30410-K74-N21	SPARK UNIT.....	-	1	30410-K74-N01	21D, ID
	6	32100-K74-N20	HARNESS, WIRE.....	-	1	32100-K74-N00	21D, ID
F-42	3	50100-K74-N20	BODY COMP., FRAME.....	-	1	50100-K74-N00	21D, ID

PARTS CATALOGUE NEWS

BOOKNo. :18K74GD1

Block No.	Ref. No.	Part No.	Description	Reqd. QTY		Base Part No.	Parts catalogue code
				NVA110 G H			
	4	50160-K74-N20	STAY COMP., FUEL TANK.....	-	1	50160-K74-N00	21D, ID

F-48 MARK



K74BF4800A

F-48	6		MARK, HET *TYPE1*.....	-	0	86833-K55-600ZA	21D, ID
	7	86833-K43-900ZA	MARK, HET BS 4 *TYPE1*.....	-	1		21D, ID



PARTS CATALOGUE NEWS

Honda Motor Co., Ltd.
Service Division Service Technology

PARTS CATALOGUE - CORRECTED

Printed in Japan

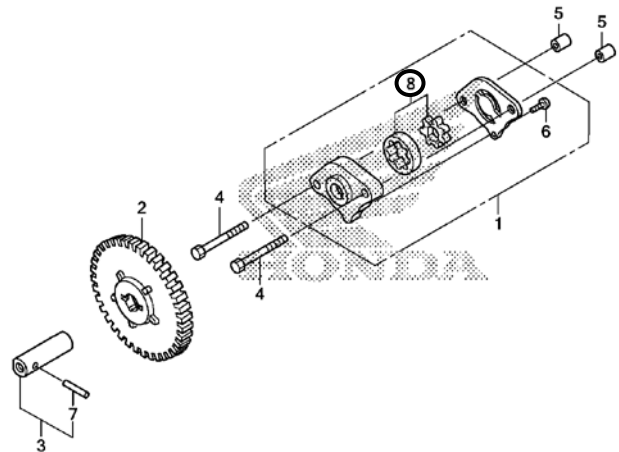
CODE NO.	18K74GD1
PARTS CATALOGUE NEWS	NVA110 NVA110G
NEWS NO.	008

(ID-KD)

Block No.	Ref. No.	Note	Part No.	Description	Reqd. QTY NVA110 G H	Serial No.	Parts catalogue code
-----------	----------	------	----------	-------------	----------------------------	------------	----------------------

E-11 OIL PUMP

Ref. No.	(Relative ref. Number)	Description	FRT
1	(8)	113105 PUMP ASSY., OIL	0.8



FR. →
K748E1100A

E-11	8	D	15021-436-000	ROTOR SET, OIL PUMP	1	1	
------	---	---	---------------	---------------------------	---	---	--

NOTE A:PART NO. CHANGE D:NEWLY PROVIDED E:PART NO. DELETION K:REQUIRED NO. CORRECTION L:APPLICATION SERIAL NO. CORRECTION
M:PART DESCRIPTION CORRECTION T:APPLICATION CORRECTION Z:REMARKS CHANGE