



**SXS1000M3/SXS1000M3P**  
**SXS1000M5P/SXS1000M5D**

SXS1000M3'16  
SXS1000M3P'16  
SXS1000M5P'16  
SXS1000M5D'16

**PARTS CATALOGUE**

**1**

Prohibida la Reproducción y Distribución  
Bolivia | Bolivia | Douglas Parada Viana

---

FOREWORD INDEX

**1**

---

ENGINE GROUP

**2**

---

FRAME GROUP

**3**

---

PART NUMBER INDEX

**4**

---

PART NAME INDEX

**5**

---

**Prohibida la Reproducción y Distribución**  
**Bolivia | Bolivia | Douglas Parada Viana**

**Instruction for use of parts catalogue**

- **This parts catalogue has been created as of July 20, 2015.**
  - Since this date, the sales practice for repair parts may have been changed or the parts may have been eliminated (listed for those not for sale).
  - The modified information is reflected on the latest Electronic Parts Catalogue (EPC). Also, refer to the parts catalogue news for any change.
  - See the parts catalogue news for any revision that is made after July 20, 2015.
- **Always specify the part number when ordering a part.**
  - Check the model, type, serial numbers, color, maker, and the size as needed before ordering a part.
  - Note that the illustrations (part drawings) can differ from the actual parts in shape. They are given just to help you to refer to the parts.
- **When modifications or additions to this parts catalogue are made, a revised edition will be issued at an appropriate time, with successively progressing revision numbers on the cover. We recommend obtaining such revisions in order to keep your parts catalogue up-to-date at all times. To check whether a parts catalogue revision has been issued, please contact your Honda distributor.**

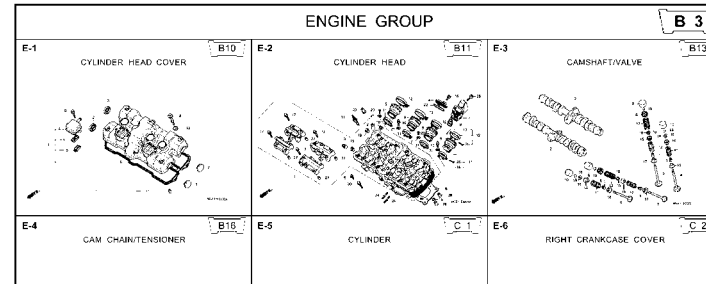
Initial version issue date  
 July 20, 2015  
**Honda Motor Co., Ltd.**

**CONTENTS**

	Page	Address No.	
● Instruction for use of parts catalogue .....	1	B 1	<b>1</b>
● How to refer to the part information .....	2	B 2	
● Part catalogue structure .....	3	B 3	
● When the parts were revised.....	5	B 5	
● Abbreviations used in the parts catalogue.....	5	B 5	
● Part block and serial number check .....	6	B 6	
● Color label attachment position check.....	6	B 6	
● Models, parts catalogue codes and applicable serial numbers .....	7	B 7	
● Color label .....	9	B 9	
● Color chart .....	10	B10	
● Fuel hose, general purpose hoses and vinyl hose .....	24	C 8	
● Illustrated index .....	28	C12	
● ENGINE GROUP.....	37	E 1	<b>2</b>
● FRAME GROUP.....	75	H 1	<b>3</b>
● PART NO. INDEX.....	147	M 1	<b>4</b>
● PART NAME INDEX.....	155	N 1	<b>5</b>

How to refer to the part information

A Reference with "Illustrated index"



B Reference with "Part number index"

PART NO. INDEX

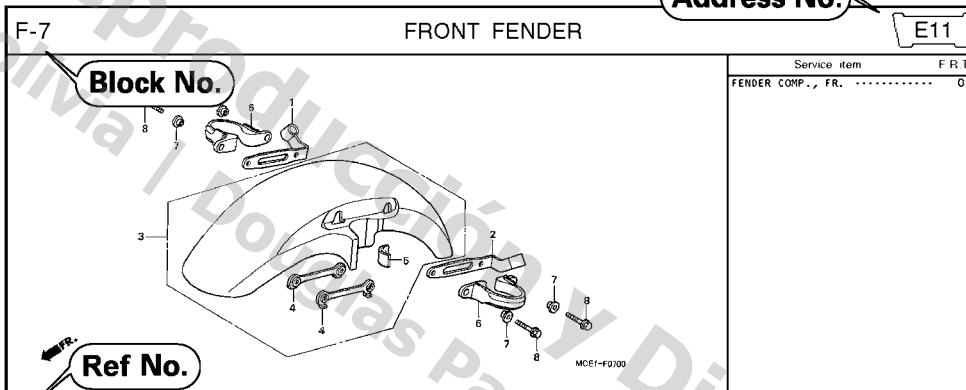
Part Number	Address	Page	Rel.	Part Number	Address	Page	Rel.
04000				13323-MY9-751	C12	28	10 14921
04911-MCE-000	C10	26	1	13324-MY9-751	C12	28	10 14931
				13325-MY9-751	C12	28	10 14931
				13327-MY9-751	C12	28	10 14931
06000				14000			14931
06405-MY9-P00	F13	67	3	14100-MCE-000	B13	13	2 14931
06405-MY9-P10	F13	67	3	14200-MCE-000	B13	13	3 14931
06410-MY9-860	F2	56	1	14321-MCE-000	B16	16	2 14931
06435-MCE-006	F1	55	1	14401-MCE-003	B16	16	3 14931
06451-769-405	E13	51	2	14510-MBE-000	B16	16	4 14941
06451-443-405	F1	55	2	14520-MY9-691	B16	16	5 14941
06451-MA7-405	E13	51	1	14524-MY9-690	B16	16	6 14941
06455-MCE-006	E13	51	3	14546-MCE-000	B16	16	7 14941
				14620-MY9-691	B16	16	8 14941
11000				14711-MCE-000	B13	13	4 14941
11210-MCE-000	C9	25	1	14712-MCE-000	B13	13	5 14941
11330-MCE-305	C2	18	1	14721-MCE-000	B13	13	6 14941
11333-KT8-000	C6	22	1	14722-MCE-000	B13	13	7 14941
11335-MCE-000	C2	18	2	14730-MCE-000	B13	13	8 14941
11360-MCE-000	C7	23	1	14731-MCE-000	B13	13	9 14941
11365-MCE-000	C7	23	2	14731-MY9-751	B13	13	10 14941
11396-MY9-000	C2	18	3	14751-KY2-000	B13	13	11 14941
11631-MCE-000	C5	21	1	14751-MCE-000	B13	13	12 14941
11691-MY9-000	C5	21	2	14761-MCE-000	B13	13	13 14941

C Reference with "Part name index"

PART NAME INDEX

Part name	Address	Page	Ref.	Part name	Address	Page	Ref.
[ A ]				BOLT , CHANG I			
ADJUSTER , CHAIN	F13	67	5	BOLT , CLUTC H			
ARM COMP. , SEA R CHANGE	F10	64	3	BOLT , CONNECT			
ARM , L. MAIN STEP	F11	65	8	BOLT , DISK , 6			
ARM , L. PILLI O STEP	F11	65	12	BOLT , DISK , 8			
ARM , R. MAIN STEP	F11	65	5	BOLT , DRAIN I			
ARM , R. PILLI O STEP	F11	65	11	BOLT , FLANG E			
AUT O DOC K ASSY. , FUEL	F4	58	2	BOLT , FLANG E			
AXLE , FR. WHEEL	E14	52	3	BOLT , FLANG E			
AXLE , RR. WHEEL	F2	56	5	BOLT , FLANG E			
[ B ]				BOLT , FLANG E			
BAG , AIR PRESSUR E GAUGE	F67	77	4	BOLT , FLANG E			
BAG , SERVICE BOOK	F67	77	1	BOLT , FLANG E			
BAG , TOOL	F67	77	3	BOLT , FLANG E			
BALL , STEEL	F11	65	20	BOLT , FLANG E			
BAND A , INSULATOR	B11	11	11	BOLT , FLANG E			
BAND B , INSULATOR	B11	11	12	BOLT , FLANG E			
BAND , AIR CLEANER CONNECTING				BOLT , FLANG E			
BAND , U-LOCK	F8	62	22	BOLT , FLANG E			
BAND , WIRE	F16	70	5	BOLT , FLANG E			
	C10	26	14				
	E5	43	21				
	R4	74	1R				

Address No.

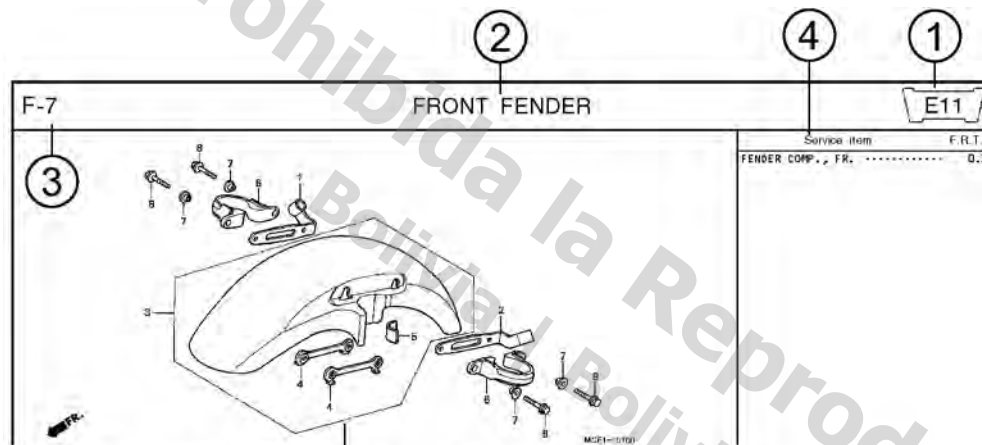


Rel No	Part No	Description	Reqd SFX	QTY SFY	Serial No	Parts catalogue code
1	45156-MCE-000	CLAMPER, R. FR. BRAKE HOSE	1	1		
2	45157-MCE-000	CLAMPER, L. FR. BRAKE HOSE	1	1		
3	61100-MCE-000	FENDER COMP., FR. *NH411*F0RCE SILVER METALLIC	1	1		3J,4J
	61100-MCE-000	*PB284C*...CANDY PHOENIX BLUE	1	1		J,2J
4	61101-MCE-000	PLATE, FR. FENDER	2	2	1008000	
	61101-MCE-010		2	2		
5	61102-MCE-300	CUSHION, FR. FENDER (BLACK)	2	2	1008001	
6	61105-MCE-000	STAY, FR. FENDER MOUNTING	2	2		
7	61107-MR7-000	COLLAR (6.5)	4	4		
8	96001-06020-00	BOLT, FLANGE, 6X20	4	4		

Page No.

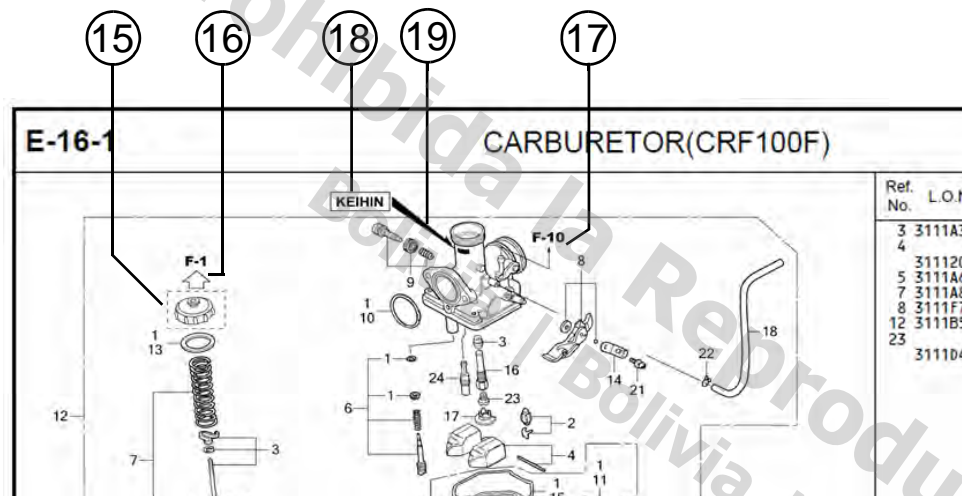
2000.09.01 E

Part catalogue structure



Ref. No.	Part No.	Description	Regd. QTY (3D-400 SFX SFX)	Serial No.	Parts catalogue code
1	45156-MCE-000	CLAMPER, R. FR. BRAKE HOSE ..	1 1		
2	45157-MCE-000	CLAMPER, L. FR. BRAKE HOSE ..	1 1		
3	61100-MCE-000ZA	FENDER COMP., FR. *NH411M*FORCE SILVER METALLIC	1 -	----- 3J,4J	
	61100-MCE-000ZB	*PB284C*...CANDY PHOENIX BLUE	- 1	----- J,2J	
4	61101-MCE-000	PLATE, FR. FENDER .....	2 2	1008000	
	61101-MCE-010	.....	2 2	1008001	
5	61102-MCE-300	CUSHION, FR. FENDER .....	2 2		
		(BLACK)			

- ① **Address number**
  - Address No. is provided (in place of the page No.) to help you refer to the part with the part No. or part name.
- ② **Block title** ③ **Block number**
- ④ **Service item/Flat rate time**
- ⑤ **Reference number**
  - Title number marked with the parenthesis or parentheses indicates that it continues from the previous page.
- ⑥ **Part number** ⑦ **Honda color code**
- ⑧ **Description**
- ⑨ **Assemblies**
  - Sections framed with broken lines in the exploded view drawings are available as complete assemblies. (Their individual parts can also be obtained.)
- ⑩ **Color description**
- ⑪ **Note**
  - Notes are shown with the parentheses in the part name column.
- ⑫ **Required quantity**
  - Req'd. QTY shown in the parenthesis or parentheses indicates the optional part.
  - Req'd. QTY marked with "N" indicates the optional part that should be selected as needed.
  - Req'd. QTY indicates the number of the part used in the block.
- ⑬ **Serial number**
- ⑭ **Parts catalogue code**
  - When the parts catalogue code column is blank, it indicates that the part is applicable to all codes.



⑮   
 • Parts enclosed within a dotted line are covered in a different block.

⑯   
 • A hollow arrow indicates the block No. for the parts enclosed within a dotted line .


⑰   
 • A solid arrow indicates the block No. the part in question is connected to.

⑱ **Replacement Identification Information for Designated Part No.**


⑲ **Location of Replacement Identification Information for Designated Part No.**

- If an arrow mark is indicated in 19, the part is incompatible with a different part No.
- Make sure to order the part of the same manufacture, including the component part.
- To make an order, indicate the part No., which includes the symbol displayed on the applicable section of the part to be replaced.

When the parts were revised



Abbreviations used in the parts catalogue



Ref. No.	Part No.	Description	Reqd. QTY		Serial No.
			CB400	SFX SFY	
1	45156-MCE-000	CLAMPER, R. FR. BRAKE HOSE ..	1	1	
2	45157-MCE-000	CLAMPER, L. FR. BRAKE HOSE ..	1	1	
3	61100-MCE-000ZA	FENDER COMP., FR. *NH411M*FORCE SILVER METALLIC	1	-	3J,4J
	61100-MCE-000ZB	*PB284C*...CANDY PHOENIX BLUE	1	-	J,2J
4	61101-MCE-000	PLATE, FR. FENDER (###).....	2	2	1008000
	61101-MCE-010	.....	2	2	1008001
5	61102-MCE-300	CUSHION, FR. FENDER ..... (BLACK)	2	2	
6	61105-MCE-000	STAY, FR. FENDER MOUNTING ...	2	2	
7	61107-MR7-000	COLLAR (6,5) .....	4	4	
8	96001-06020-00	BOLT, FLANGE, 6X20 .....	4	4	

The number has been used from the initial model without revision.

When shown at the left side, it is applicable to the models of No.1008001 and the subsequent numbers.

When shown at the right side, it is applicable to the models up to No.1008000.

The parts listed with "###" at the end of the parts name have limited supply period (parts not for sale).

\* "L." or "R." in the description of a part stands for the LEFT hand side or the RIGHT hand side. Determine the left or right as if you were in the motorcycle seat.

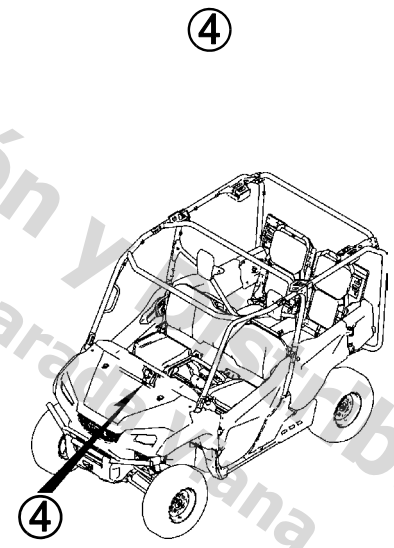
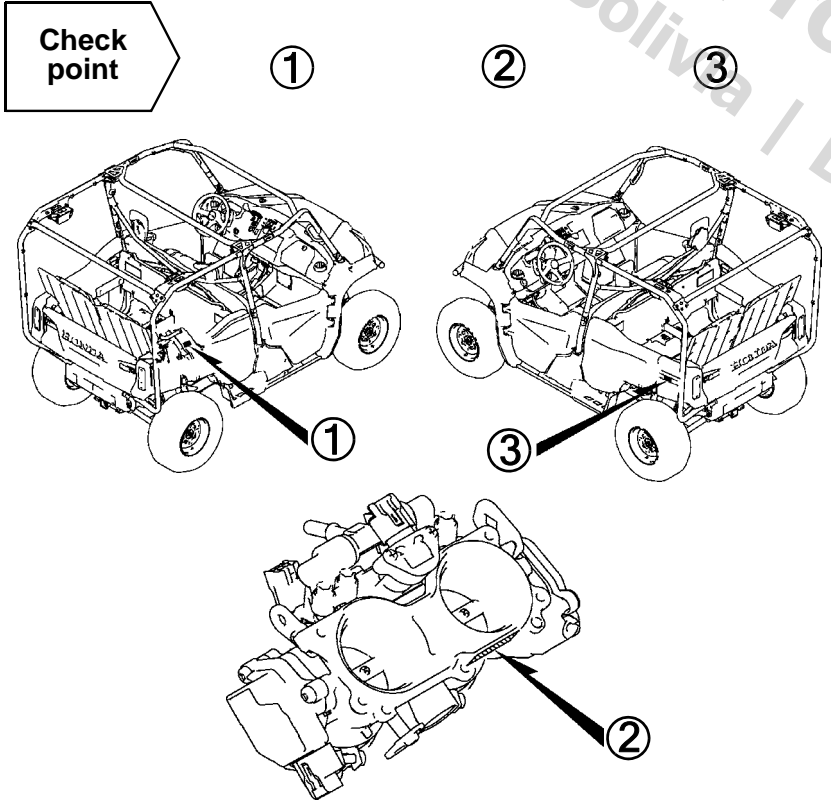
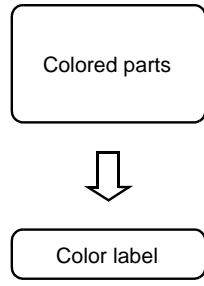
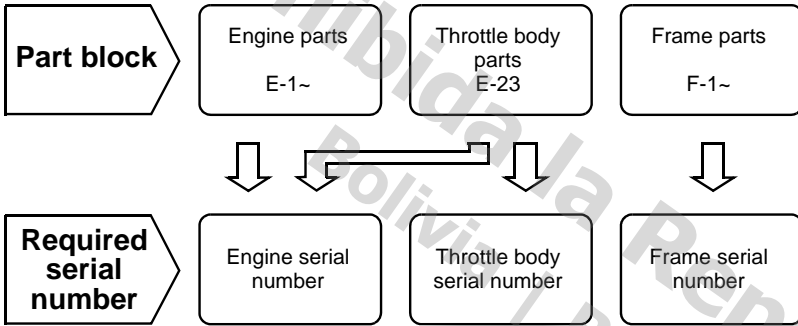
The following abbreviations are used in this parts catalogue.

- A ..... Ampere
- ABS ..... Anti-lock brake system
- A.C. .... Alternating current
- A.M. .... Attaching mark
- ASSY. .... Assembly
- C.D.I. .... Capacitive discharge ignition
- COMP. ... Complete
- D.C. .... Direct current
- EX. .... Exhaust
- FR. .... Front
- G ..... Gram
- HEX. .... Hexagonal
- IN. .... Inlet
- KPH ..... Kilometers per hour
- L. ....Left
- L (100L) .Link (100 Links)
- L.E.D. ....Light emitted diode
- MM .....Millimeter
- MPH .....Miles per hour
- R. ....Right
- RR. ....Rear
- STD. ....Standard
- T (22T) ...Tooth (22 Teeth)
- TCS .....Traction control system
- T.M. ....Transcript mark
- V .....Volt
- W .....Watt
- WL .....With labelling
- WOL .....Without labelling



Part block and serial number check

Color label attachment position check



### Models, parts catalogue codes and applicable serial numbers

Models, parts catalogue codes and applicable serial Nos. given in this parts catalogue can be identified as follows.

Parts with parts catalogue codes are exclusive for models destined for countries designated.

If no area codes are listed, parts are for common use.

Model	Parts catalogue code	Type	Applicable engine serial No.	Applicable frame serial No.	Applicable throttle body serial No.
SXS1000M3'16	A	49 STATE	VE04E-8000001~	1HFVE048*G4000001~	GQA4A A
	AC	50 STATE (meets California)		1HFVE04L*G4000001~	
SXS1000M3P'16	2A	49 STATE	VE04E-8000001~	1HFVE04E*G4000001~	GQA4A A
	2AC	50 STATE (meets California)		1HFVE04N*G4000001~	
	A	49 STATE		1HFVE04A*G4000001~	
	AC	50 STATE (meets California)		1HFVE04M*G4000001~	
	CM	Canada		1HFVE04D*G4000001~	

Model	Parts catalogue code	Type	Applicable engine serial No.	Applicable frame serial No.	Applicable throttle body serial No.
SXS1000M5P'16	A	49 STATE	VE04E-8000001~	1HFVE040*G4000001~	GQA4A A
	AC	50 STATE (meets California)		1HFVE04H*G4000001~	
SXS1000M5D'16	2A	49 STATE	VE04E-8000001~	1HFVE046*G4000001~	GQA4A A
	2AC	50 STATE (meets California)		1HFVE04K*G4000001~	
	3A	49 STATE		1HFVE04P*G4000001~	
	3AC	50 STATE (meets California)		1HFVE04R*G4000001~	
	3CM	Canada		1HFVE04S*G4000001~	
	A	49 STATE		1HFVE042*G4000001~	
	AC	50 STATE (meets California)		1HFVE04J*G4000001~	
	CM	Canada		1HFVE044*G4000001~	

\* Of carburetor/throttle body identification numbers, only the portions underlined in the example below are used for registration.

GQA4A A KC 7

**Color label**

- When ordering parts, check the model name, main color, and code by observing the "COLOR LABEL" on the vehicle.
- When ordering a colored part, use the color chart in the instruction for use of parts catalogue.

**VFR800FIW**  
**COLOR R-157**  
**CODE R157**

No.	MODEL		VFR800FIW					
	COLOR		Sparkling silver metallic	Mute black metallic	Applicable model		Applicable block No.	Re
	CODE		NH-295M	NH-359M	Initial applicable model	Final applicable model		
	Name of colored parts	Basic part No.	NH295	NH359				
1								
2								
3								
4								
5								
6								
7								
8								
9								
10								

*Prohibida la Reproducción y Distribución en Bolivia / Prohibited Reproduction and Distribution in Bolivia / Proibida a Reprodution y Distribucion en Bolivia / Proibida a Reprodution y Distribucion en Bolivia*

## Color chart

- When ordering a colored part, refer to the chart below and use a part number consisting of the relevant basic part number to which has been added a part color code.

SXS1000M3 (SXS1000M3'16)

No.	MODEL		SXS1000M3G					
	COLOR		Adventure green	Patriot red	Serial number		Applicable block No.	Ref. No.
	CODE		G-152	R-232	From	To		
	Name of colored parts	Basic part No.	G152B	R232B				
1	BUMPER COMP., FR.	62510-HL4-A50	ZA	ZA			F-11	4
2	CAP, FR. COVER	64365-040-000	ZH	ZH			F-11	5
3	CAP, INSTRUMENT PANEL	68104-HL4-A50	ZA	ZA			F-7	14
4	CLIP, ROOF,	90671-S0D-003	YW	YW			F-41	19
5	COVER SET, L. BED SIDE	81580-HL4-A50	ZA	ZB			F-42	13
6	COVER SET, R. BED SIDE	81570-HL4-A50	ZA	ZB			F-42	12
7	COVER, FR. FLOOR	64100-HL4-A00	ZA	ZA			F-7	7
8	COVER, L. DOOR	67252-HL4-A00	ZA	ZA			F-28	19
9	COVER, L. RR. SIDE	83650-HL4-A01	ZA	ZA			F-40	5
10	COVER, L. RR. SIDE	83650-HL4-L01	ZA	ZA			F-40	5
11	COVER, PEDAL	64110-HL4-A00	ZA	ZA			F-7	11
12	COVER, R. DOOR	67251-HL4-A00	ZA	ZA			F-28	18
13	COVER, R. RR. SIDE	83550-HL4-A00	ZA	ZA			F-40	4
14	COVER, STEERING	68103-HL4-A00	ZA	ZA			F-7	13
15	DOOR COMP., L. FR.	67215-HL4-A00	ZA	ZA			F-28	5
16	DOOR COMP., R. FR.	67205-HL4-A00	ZA	ZA			F-28	4
17	FENDER COMP., FR.	61100-HL4-A01	ZE	ZB			F-12	2
18	FENDER, CENTER MIDDLE	71131-HL4-A00	ZA	ZA			F-31	2
19	GATE, RR.	81530-HL4-A50	ZA	ZA			F-42	9
20	GRILLE, FR.	61150-HL4-A00	ZA	ZA			F-11	2

## SXS1000M3 (SXS1000M3'16)

No.	MODEL		SXS1000M3G					Applicable block No.	Ref. No.
	COLOR		Adventure green	Patriot red	Serial number				
	CODE		G-152	R-232					
	Name of colored parts	Basic part No.	G152B	R232B	From	To			
21	GRIP, DRIVE SELECT LEVER	54050-HL1-A00	ZA	ZA			F-13	15	
22	GRIP, SELECT LEVER	54050-HL3-A00	ZA	ZA			F-13	16	
23	HANDLE, DOOR	67244-HL1-A00	ZA	ZA			F-28	16	
24	HEADREST	81140-HL3-A00	ZA	ZA			F-29	5	
25	HOOD, FR.	61300-HL4-A01	ZE	ZB			F-12	5	
26	KNOB, GLOVE BOX	81332-HL4-A00	ZA	ZA			F-7	19	
27	LID ASSY., GLOVE BOX	68200-HL4-A00	ZA	ZA			F-7	16	
28	LID, FR. FLOOR	64105-HL4-A00	ZA	ZA			F-7	10	
29	MARK, L. BED SIDE COVER	86812-HL4-A50	ZA	ZB			F-54	5	
30	MARK, R. BED SIDE COVER	86811-HL4-A50	ZA	ZB			F-54	4	
31	MUDGUARD, L. FR.	61870-HL4-A00	ZA	ZA			F-12	8	
32	MUDGUARD, L. RR.	63520-HL4-A50	ZA	ZA			F-40	2	
33	MUDGUARD, R. FR.	61860-HL4-A00	ZA	ZA			F-12	7	
34	MUDGUARD, R. RR.	63510-HL4-A50	ZA	ZA			F-40	1	
35	PANEL, INSTRUMENT	68101-HL4-A51	ZA	ZA			F-7	12	

## SXS1000M3P (SXS1000M3P'16).....2A,2AC

No.	MODEL		SXS1000M3PG				
	COLOR		Close range camo	Serial number		Applicable block No.	Ref. No.
	CODE						
	Name of colored parts	Basic part No.	YRA05	From	To		
1	BUMPER COMP., FR.	62510-HL4-A50	ZA			F-11	4
2	CAP, FR. COVER	64365-040-000	ZH			F-11	5
3	CLIP, ROOF,	90671-S0D-003	YW			F-41	19
4	COVER, FR. FLOOR	64100-HL4-A00	ZA			F-7	7
5	COVER, L. BED SIDE	81560-HL4-A60	ZA			F-42	13
6	COVER, L. DOOR	67252-HL4-A00	ZA			F-28	19
7	COVER, L. RR. SIDE	83650-HL4-A01	ZA			F-40	5
8	COVER, L. RR. SIDE	83650-HL4-L01	ZA			F-40	5
9	COVER, PEDAL	64110-HL4-A00	ZA			F-7	11
10	COVER, R. BED SIDE	81550-HL4-A60	ZA			F-42	12
11	COVER, R. DOOR	67251-HL4-A00	ZA			F-28	18
12	COVER, R. RR. SIDE	83550-HL4-A00	ZA			F-40	4
13	COVER, STEERING	68103-HL4-A00	ZA			F-7	13
14	DOOR COMP., L. FR.	67215-HL4-A10	ZA			F-28	5
15	DOOR COMP., R. FR.	67205-HL4-A10	ZA			F-28	4
16	FENDER SET, FR.	61105-HL4-A21	ZA			F-12	2
17	FENDER, CENTER MIDDLE	71131-HL4-A00	ZA			F-31	2
18	GATE, RR.	81530-HL4-A50	ZA			F-42	9
19	GRILLE, FR.	61150-HL4-A00	ZA			F-11	2
20	GRIP, DRIVE SELECT LEVER	54050-HL1-A00	ZA			F-13	15

## SXS1000M3P (SXS1000M3P'16).....2A,2AC

No.	MODEL		SXS1000M3PG				
	COLOR		Close range camo	Serial number		Applicable block No.	Ref. No.
	CODE						
	Name of colored parts	Basic part No.	YRA05	From	To		
21	GRIP, SELECT LEVER	54050-HL3-A00	ZA			F-13	16
22	HANDLE, DOOR	67244-HL1-A00	ZA			F-28	16
23	HEADREST	81140-HL3-A00	ZA			F-29	5
24	HOOD, FR.	61300-HL4-A21	ZA			F-12	5
25	KNOB, GLOVE BOX	81332-HL4-A00	ZA			F-7	19
26	LID ASSY., GLOVE BOX	68200-HL4-A00	ZA			F-7	16
27	LID, FR. FLOOR	64105-HL4-A00	ZA			F-7	10
28	MARK, FR. FENDER	86611-HL4-A20	ZA			F-54	1
29	MARK, L. COVER BED SIDE PANEL	86812-HL4-A70	ZA			F-54	5
30	MARK, R. COVER BED SIDE PANEL	86811-HL4-A70	ZA			F-54	4
31	MUDGUARD, L. FR.	61870-HL4-A00	ZA			F-12	8
32	MUDGUARD, L. RR.	63520-HL4-A50	ZA			F-40	2
33	MUDGUARD, R. FR.	61860-HL4-A00	ZA			F-12	7
34	MUDGUARD, R. RR.	63510-HL4-A50	ZA			F-40	1
35	PANEL SET, L. BED SIDE	81580-HL4-A70	ZA			F-42	15
36	PANEL SET, R. BED SIDE	81570-HL4-A70	ZA			F-42	14
37	PANEL, INSTRUMENT	68101-HL4-A51	ZA			F-7	12
38	PANEL, L. FR. DOOR	67235-HL4-A20	ZA			F-28	8
39	PANEL, R. FR. DOOR	67225-HL4-A20	ZA			F-28	6



## SXS1000M3P (SXS1000M3P'16).....A,AC,CM

No.	MODEL		SXS1000M3PG						
	COLOR		Ross white	Patriot red	Zest orange-R	Serial number		Applicable block No.	Ref. No.
	CODE		NH-196	R-232	YR-222R				
	Name of colored parts	Basic part No.	NH196	R232	YR222	From	To		
1	BUMPER COMP., FR.	62510-HL4-A50	ZA	ZA	ZA			F-11	4
2	CAP, FR. COVER	64365-040-000	ZH	ZH	ZH			F-11	5
3	CLIP, ROOF,	90671-S0D-003	YW	YW	YW			F-41	19
4	COVER, FR. FLOOR	64100-HL4-A00	ZA	ZA	ZA			F-7	7
5	COVER, L. BED SIDE	81560-HL4-A60	ZA	ZA	ZA			F-42	13
6	COVER, L. DOOR	67252-HL4-A00	ZA	ZA	ZA			F-28	19
7	COVER, L. RR. SIDE	83650-HL4-A01	ZA	ZA	ZA			F-40	5
8	COVER, L. RR. SIDE	83650-HL4-L01	ZA	ZA	ZA			F-40	5
9	COVER, PEDAL	64110-HL4-A00	ZA	ZA	ZA			F-7	11
10	COVER, R. BED SIDE	81550-HL4-A60	ZA	ZA	ZA			F-42	12
11	COVER, R. DOOR	67251-HL4-A00	ZA	ZA	ZA			F-28	18
12	COVER, R. RR. SIDE	83550-HL4-A00	ZA	ZA	ZA			F-40	4
13	COVER, STEERING	68103-HL4-A00	ZA	ZA	ZA			F-7	13
14	DOOR COMP., L. FR.	67215-HL4-A10	ZA	ZA	ZA			F-28	5
15	DOOR COMP., R. FR.	67205-HL4-A10	ZA	ZA	ZA			F-28	4
16	FENDER SET, FR.	61105-HL4-A11	ZC	ZD	ZA			F-12	2
17	FENDER, CENTER MIDDLE	71131-HL4-A00	ZA	ZA	ZA			F-31	2
18	GATE, RR.	81530-HL4-A50	ZA	ZA	ZA			F-42	9
19	GRILLE, FR.	61150-HL4-A00	ZA	ZA	ZA			F-11	2
20	GRIP, DRIVE SELECT LEVER	54050-HL1-A00	ZA	ZA	ZA			F-13	15

SXS1000M3P (SXS1000M3P'16).....A,AC,CM

No.	MODEL		SXS1000M3PG						
	COLOR		Ross white	Patriot red	Zest orange-R	Serial number		Applicable block No.	Ref. No.
	CODE		NH-196	R-232	YR-222R				
	Name of colored parts	Basic part No.	NH196	R232	YR222	From	To		
21	GRIP, SELECT LEVER	54050-HL3-A00	ZA	ZA	ZA			F-13	16
22	HANDLE, DOOR	67244-HL1-A00	ZA	ZA	ZA			F-28	16
23	HEADREST	81140-HL3-A00	ZA	ZA	ZA			F-29	5
24	HOOD, FR.	61300-HL4-A01	ZC	ZB	ZA			F-12	5
25	KNOB, GLOVE BOX	81332-HL4-A00	ZA	ZA	ZA			F-7	19
26	LID ASSY., GLOVE BOX	68200-HL4-A00	ZA	ZA	ZA			F-7	16
27	LID, FR. FLOOR	64105-HL4-A00	ZA	ZA	ZA			F-7	10
28	MARK, FR. FENDER	86611-HL4-A10	ZC	ZD	ZA			F-54	1
29	MARK, L. COVER BED SIDE PANEL	86812-HL4-A60	ZB	ZC	ZA			F-54	5
30	MARK, R. COVER BED SIDE PANEL	86811-HL4-A60	ZB	ZC	ZA			F-54	4
31	MUDGUARD, L. FR.	61870-HL4-A00	ZA	ZA	ZA			F-12	8
32	MUDGUARD, L. RR.	63520-HL4-A50	ZA	ZA	ZA			F-40	2
33	MUDGUARD, R. FR.	61860-HL4-A00	ZA	ZA	ZA			F-12	7
34	MUDGUARD, R. RR.	63510-HL4-A50	ZA	ZA	ZA			F-40	1
35	PANEL SET, L. BED SIDE	81580-HL4-A60	ZB	ZC	ZA			F-42	15
36	PANEL SET, R. BED SIDE	81570-HL4-A60	ZB	ZC	ZA			F-42	14
37	PANEL, INSTRUMENT	68101-HL4-A51	ZA	ZA	ZA			F-7	12
38	PANEL, L. FR. DOOR	67235-HL4-A10	ZC	ZB	ZA			F-28	8
39	PANEL, R. FR. DOOR	67225-HL4-A10	ZC	ZB	ZA			F-28	6

## SXS1000M5P (SXS1000M5P'16)

No.	MODEL		SXS1000M5PG					Applicable block No.	Ref. No.
	COLOR		Adventure green	Patriot red	Serial number				
	CODE		G-152	R-232					
	Name of colored parts	Basic part No.	G152B	R232B	From	To			
1	BUMPER COMP., FR.	62510-HL4-A00	ZA	ZA			F-11	4	
2	CAP, FR. COVER	64365-040-000	ZH	ZH			F-11	5	
3	CLIP, ROOF,	90671-S0D-003	YW	YW			F-41	19	
4	COVER, FR. FLOOR	64100-HL4-A00	ZA	ZA			F-7	7	
5	COVER, L. BED SIDE	81560-HL4-A00	ZA	ZA			F-42-1	20	
6	COVER, L. DOOR	67252-HL4-A00	ZA	ZA			F-28	19	
7	COVER, L. DOOR	67252-HL3-A00	ZA	ZA			F-28-1	13	
8	COVER, L. RR. SIDE	83650-HL4-A01	ZA	ZA			F-40	5	
9	COVER, L. RR. SIDE	83650-HL4-L01	ZA	ZA			F-40	5	
10	COVER, L. SEAT LATCH	77955-HL4-A00	ZA	ZA			F-29-1	23	
11	COVER, PEDAL	64110-HL4-A00	ZA	ZA			F-7	11	
12	COVER, R. BED SIDE	81550-HL4-A00	ZA	ZA			F-42-1	18	
13	COVER, R. DOOR	67251-HL4-A00	ZA	ZA			F-28	18	
14	COVER, R. DOOR	67251-HL3-A00	ZB	ZB			F-28-1	12	
15	COVER, R. RR. SIDE	83550-HL4-A00	ZA	ZA			F-40	4	
16	COVER, R. SEAT LATCH	77905-HL4-A00	ZA	ZA			F-29-1	16	
17	COVER, RR. RETRACTOR	71978-HL4-A00	ZA	ZA			F-47	9	
18	COVER, STEERING	68103-HL4-A00	ZA	ZA			F-7	13	
19	DOOR COMP., L. FR.	67215-HL4-A00	ZA	ZA			F-28	5	
20	DOOR COMP., R. FR.	67205-HL4-A00	ZA	ZA			F-28	4	

## SXS1000M5P (SXS1000M5P'16)

No.	MODEL		SXS1000M5PG					Applicable block No.	Ref. No.
	COLOR		Adventure green	Patriot red	Serial number				
	CODE		G-152	R-232					
	Name of colored parts	Basic part No.	G152B	R232B	From	To			
21	DOOR SET, L. RR.	73610-HL4-A00	ZA	ZB			F-28-1	19	
22	DOOR SET, R. RR.	73510-HL4-A00	ZA	ZB			F-28-1	17	
23	FENDER SET, FR.	61105-HL4-A11	ZE	ZD			F-12	2	
24	FENDER, CENTER MIDDLE	71131-HL4-A00	ZA	ZA			F-31	2	
25	FOOT WELL, RR.	76300-HL4-A00	ZA	ZA			F-42-1	3	
26	GATE, RR.	81530-HL3-A00	ZA	ZA			F-42-1	15	
27	GRILLE, FR.	61150-HL4-A00	ZA	ZA			F-11	2	
28	GRIP, DRIVE SELECT LEVER	54050-HL1-A00	ZA	ZA			F-13	15	
29	GRIP, SELECT LEVER	54050-HL3-A00	ZA	ZA			F-13	16	
30	HANDLE, DOOR	67244-HL1-A00	ZA	ZA			F-28	16	
31	HEADREST	81140-HL3-A00	ZA	ZA			F-29	5	
32	HOOD, FR.	61300-HL4-A01	ZE	ZB			F-12	5	
33	KNOB, GLOVE BOX	81332-HL4-A00	ZA	ZA			F-7	19	
34	LID ASSY., GLOVE BOX	68200-HL4-A00	ZA	ZA			F-7	16	
35	LID, CONTROL BOX	76360-HL4-A00	ZA	ZA			F-42-1	5	
36	LID, FR. FLOOR	64105-HL4-A00	ZA	ZA			F-7	10	
37	LID, RR. FOOT WELL	76350-HL4-A00	ZA	ZA			F-42-1	4	
38	MARK, FR. FENDER	86611-HL4-A10	ZE	ZD			F-54	1	
39	MARK, L. RR. DOOR	86732-HL4-A00	ZA	ZB			F-54	3	
40	MARK, R. RR. DOOR	86731-HL4-A00	ZA	ZB			F-54	2	
41	MUDGUARD, L. FR.	61870-HL4-A00	ZA	ZA			F-12	8	
42	MUDGUARD, R. FR.	61860-HL4-A00	ZA	ZA			F-12	7	
43	PANEL, INSTRUMENT	68101-HL4-A01	ZA	ZA			F-7	12	

## SXS1000M5D (SXS1000M5D'16).....2A,2AC

No.	MODEL		SXS1000M5DG				
	COLOR		Close range camo	Serial number		Applicable block No.	Ref. No.
	CODE						
	Name of colored parts	Basic part No.	YRA05	From	To		
1	BUMPER COMP., FR.	62510-HL4-A00	ZA			F-11	4
2	CAP, FR. COVER	64365-040-000	ZH			F-11	5
3	CLIP, ROOF,	90671-S0D-003	YW			F-41	19
4	COVER, FR. FLOOR	64100-HL4-A00	ZA			F-7	7
5	COVER, L. BED SIDE	81560-HL4-A10	ZA			F-42-1	20
6	COVER, L. DOOR	67252-HL4-A00	ZA			F-28	19
7	COVER, L. DOOR	67252-HL3-A00	ZA			F-28-1	13
8	COVER, L. RR. SIDE	83650-HL4-A01	ZA			F-40	5
9	COVER, L. RR. SIDE	83650-HL4-L01	ZA			F-40	5
10	COVER, L. SEAT LATCH	77955-HL4-A00	ZA			F-29-1	23
11	COVER, PEDAL	64110-HL4-A00	ZA			F-7	11
12	COVER, R. BED SIDE	81550-HL4-A10	ZA			F-42-1	18
13	COVER, R. DOOR	67251-HL4-A00	ZA			F-28	18
14	COVER, R. DOOR	67251-HL3-A00	ZB			F-28-1	12
15	COVER, R. RR. SIDE	83550-HL4-A00	ZA			F-40	4
16	COVER, R. SEAT LATCH	77905-HL4-A00	ZA			F-29-1	16
17	COVER, RR. RETRACTOR	71978-HL4-A00	ZA			F-47	9
18	COVER, STEERING	68103-HL4-A00	ZA			F-7	13
19	DOOR COMP., L. FR.	67215-HL4-A10	ZA			F-28	5
20	DOOR COMP., L. RR.	73600-HL4-A10	ZA			F-28-1	19
21	DOOR COMP., R. RR.	73500-HL4-A10	ZA			F-28-1	17
22	DOOR COMP., R. FR.	67205-HL4-A10	ZA			F-28	4
23	FENDER SET, FR.	61105-HL4-A21	ZA			F-12	2
24	FENDER, CENTER MIDDLE	71131-HL4-A00	ZA			F-31	2
25	FOOT WELL, RR.	76300-HL4-A00	ZA			F-42-1	3

## SXS1000M5D (SXS1000M5D'16).....2A,2AC

No.	MODEL		SXS1000M5DG				
	COLOR		Close range camo	Serial number		Applicable block No.	Ref. No.
	CODE						
	Name of colored parts	Basic part No.	YRA05	From	To		
26	GATE, RR.	81530-HL3-A00	ZA			F-42-1	15
27	GRILLE, FR.	61150-HL4-A00	ZA			F-11	2
28	GRIP, DRIVE SELECT LEVER	54050-HL1-A00	ZA			F-13	15
29	GRIP, SELECT LEVER	54050-HL3-A00	ZA			F-13	16
30	HANDLE, DOOR	67244-HL1-A00	ZA			F-28	16
31	HEADREST	81140-HL3-A00	ZA			F-29	5
32	HOOD, FR.	61300-HL4-A21	ZA			F-12	5
33	KNOB, GLOVE BOX	81332-HL4-A00	ZA			F-7	19
34	LID ASSY., GLOVE BOX	68200-HL4-A00	ZA			F-7	16
35	LID, CONTROL BOX	76360-HL4-A00	ZA			F-42-1	5
36	LID, FR. FLOOR	64105-HL4-A00	ZA			F-7	10
37	LID, RR. FOOT WELL	76350-HL4-A00	ZA			F-42-1	4
38	MARK, FR. FENDER	86611-HL4-A20	ZA			F-54	1
39	MARK, L. RR. DOOR PANEL	86732-HL4-A20	ZA			F-54	3
40	MARK, R. RR. DOOR PANEL	86731-HL4-A20	ZA			F-54	2
41	MUDGUARD, L. FR.	61870-HL4-A00	ZA			F-12	8
42	MUDGUARD, R. FR.	61860-HL4-A00	ZA			F-12	7
43	PANEL SET, L. RR. DOOR	73610-HL4-A20	ZA			F-28-1	20
44	PANEL SET, R. RR. DOOR	73510-HL4-A20	ZA			F-28-1	18
45	PANEL, INSTRUMENT	68101-HL4-A01	ZA			F-7	12
46	PANEL, L. COVER BED SIDE	81565-HL4-A20	ZA			F-42-1	21
47	PANEL, L. FR. DOOR	67235-HL4-A20	ZA			F-28	8
48	PANEL, R. COVER BED SIDE	81555-HL4-A20	ZA			F-42-1	19
49	PANEL, R. FR. DOOR	67225-HL4-A20	ZA			F-28	6

## SXS1000M5D (SXS1000M5D'16).....3A,3AC,3CM

No.	MODEL		SXS1000M5DG				
	COLOR		Nemesis silver metallic R NH-B68M-R	Serial number		Applicable block No.	Ref. No.
	CODE			From	To		
	Name of colored parts	Basic part No.	NHB68				
1	BUMPER COMP., FR.	62510-HL4-A00	ZA			F-11	4
2	CAP, FR. COVER	64365-040-000	ZH			F-11	5
3	CLIP, ROOF,	90671-S0D-003	YW			F-41	19
4	COVER, FR. FLOOR	64100-HL4-A00	ZA			F-7	7
5	COVER, L. BED SIDE	81560-HL4-A10	ZA			F-42-1	20
6	COVER, L. DOOR	67252-HL4-A00	ZA			F-28	19
7	COVER, L. DOOR	67252-HL3-A00	ZA			F-28-1	13
8	COVER, L. RR. SIDE	83650-HL4-A01	ZA			F-40	5
9	COVER, L. RR. SIDE	83650-HL4-L01	ZA			F-40	5
10	COVER, L. SEAT LATCH	77955-HL4-A00	ZA			F-29-1	23
11	COVER, PEDAL	64110-HL4-A00	ZA			F-7	11
12	COVER, R. BED SIDE	81550-HL4-A10	ZA			F-42-1	18
13	COVER, R. DOOR	67251-HL4-A00	ZA			F-28	18
14	COVER, R. DOOR	67251-HL3-A00	ZB			F-28-1	12
15	COVER, R. RR. SIDE	83550-HL4-A00	ZA			F-40	4
16	COVER, R. SEAT LATCH	77905-HL4-A00	ZA			F-29-1	16
17	COVER, RR. RETRACTOR	71978-HL4-A00	ZA			F-47	9
18	COVER, STEERING	68103-HL4-A00	ZA			F-7	13
19	DOOR COMP., L. FR.	67215-HL4-A10	ZA			F-28	5
20	DOOR COMP., L. RR.	73600-HL4-A10	ZA			F-28-1	19
21	DOOR COMP., R. RR.	73500-HL4-A10	ZA			F-28-1	17
22	DOOR COMP., R. FR.	67205-HL4-A10	ZA			F-28	4
23	FENDER SET, FR.	61105-HL4-A11	ZB			F-12	2
24	FENDER, CENTER MIDDLE	71131-HL4-A00	ZA			F-31	2
25	FOOT WELL, RR.	76300-HL4-A00	ZA			F-42-1	3

## SXS1000M5D (SXS1000M5D'16).....3A,3AC,3CM

No.	MODEL		SXS1000M5DG				
	COLOR		Nemesis silver metallic R NH-B68M-R	Serial number		Applicable block No.	Ref. No.
	CODE			From	To		
	Name of colored parts	Basic part No.	NHB68				
26	GATE, RR.	81530-HL3-A00	ZA			F-42-1	15
27	GRILLE, FR.	61150-HL4-A00	ZA			F-11	2
28	GRIP, DRIVE SELECT LEVER	54050-HL1-A00	ZA			F-13	15
29	GRIP, SELECT LEVER	54050-HL3-A00	ZA			F-13	16
30	HANDLE, DOOR	67244-HL1-A00	ZA			F-28	16
31	HEADREST	81140-HL3-A00	ZA			F-29	5
32	HOOD, FR.	61300-HL4-A01	ZF			F-12	5
33	KNOB, GLOVE BOX	81332-HL4-A00	ZA			F-7	19
34	LID ASSY., GLOVE BOX	68200-HL4-A00	ZA			F-7	16
35	LID, CONTROL BOX	76360-HL4-A00	ZA			F-42-1	5
36	LID, FR. FLOOR	64105-HL4-A00	ZA			F-7	10
37	LID, RR. FOOT WELL	76350-HL4-A00	ZA			F-42-1	4
38	MARK, FR. FENDER	86611-HL4-A10	ZB			F-54	1
39	MARK, L. RR. DOOR PANEL	86732-HL4-A10	ZA			F-54	3
40	MARK, R. RR. DOOR PANEL	86731-HL4-A10	ZA			F-54	2
41	MUDGUARD, L. FR.	61870-HL4-A00	ZA			F-12	8
42	MUDGUARD, R. FR.	61860-HL4-A00	ZA			F-12	7
43	PANEL SET, L. RR. DOOR	73610-HL4-A10	ZA			F-28-1	20
44	PANEL SET, R. RR. DOOR	73510-HL4-A10	ZA			F-28-1	18
45	PANEL, INSTRUMENT	68101-HL4-A01	ZA			F-7	12
46	PANEL, L. COVER BED SIDE	81565-HL4-A10	ZD			F-42-1	21
47	PANEL, L. FR. DOOR	67235-HL4-A10	ZE			F-28	8
48	PANEL, R. COVER BED SIDE	81555-HL4-A10	ZD			F-42-1	19
49	PANEL, R. FR. DOOR	67225-HL4-A10	ZE			F-28	6



## SXS1000M5D (SXS1000M5D'16).....A,AC,CM

No.	MODEL		SXS1000M5DG					Applicable block No.	Ref. No.
	COLOR		Ross white	Patriot red	Serial number				
	CODE		NH-196	R-232					
	Name of colored parts	Basic part No.	NH196	R232	From	To			
1	BUMPER COMP., FR.	62510-HL4-A00	ZA	ZA			F-11	4	
2	CAP, FR. COVER	64365-040-000	ZH	ZH			F-11	5	
3	CLIP, ROOF,	90671-S0D-003	YW	YW			F-41	19	
4	COVER, FR. FLOOR	64100-HL4-A00	ZA	ZA			F-7	7	
5	COVER, L. BED SIDE	81560-HL4-A10	ZA	ZA			F-42-1	20	
6	COVER, L. DOOR	67252-HL4-A00	ZA	ZA			F-28	19	
7	COVER, L. DOOR	67252-HL3-A00	ZA	ZA			F-28-1	13	
8	COVER, L. RR. SIDE	83650-HL4-A01	ZA	ZA			F-40	5	
9	COVER, L. RR. SIDE	83650-HL4-L01	ZA	ZA			F-40	5	
10	COVER, L. SEAT LATCH	77955-HL4-A00	ZA	ZA			F-29-1	23	
11	COVER, PEDAL	64110-HL4-A00	ZA	ZA			F-7	11	
12	COVER, R. BED SIDE	81550-HL4-A10	ZA	ZA			F-42-1	18	
13	COVER, R. DOOR	67251-HL4-A00	ZA	ZA			F-28	18	
14	COVER, R. DOOR	67251-HL3-A00	ZB	ZB			F-28-1	12	
15	COVER, R. RR. SIDE	83550-HL4-A00	ZA	ZA			F-40	4	
16	COVER, R. SEAT LATCH	77905-HL4-A00	ZA	ZA			F-29-1	16	
17	COVER, RR. RETRACTOR	71978-HL4-A00	ZA	ZA			F-47	9	
18	COVER, STEERING	68103-HL4-A00	ZA	ZA			F-7	13	
19	DOOR COMP., L. FR.	67215-HL4-A10	ZA	ZA			F-28	5	
20	DOOR COMP., L. RR.	73600-HL4-A10	ZA	ZA			F-28-1	19	
21	DOOR COMP., R. RR.	73500-HL4-A10	ZA	ZA			F-28-1	17	
22	DOOR COMP., R. FR.	67205-HL4-A10	ZA	ZA			F-28	4	
23	FENDER SET, FR.	61105-HL4-A11	ZC	ZD			F-12	2	
24	FENDER, CENTER MIDDLE	71131-HL4-A00	ZA	ZA			F-31	2	
25	FOOT WELL, RR.	76300-HL4-A00	ZA	ZA			F-42-1	3	

## SXS1000M5D (SXS1000M5D'16).....A,AC,CM

No.	MODEL		SXS1000M5DG					Applicable block No.	Ref. No.
	COLOR		Ross white	Patriot red	Serial number				
	CODE		NH-196	R-232					
	Name of colored parts	Basic part No.	NH196	R232	From	To			
26	GATE, RR.	81530-HL3-A00	ZA	ZA			F-42-1	15	
27	GRILLE, FR.	61150-HL4-A00	ZA	ZA			F-11	2	
28	GRIP, DRIVE SELECT LEVER	54050-HL1-A00	ZA	ZA			F-13	15	
29	GRIP, SELECT LEVER	54050-HL3-A00	ZA	ZA			F-13	16	
30	HANDLE, DOOR	67244-HL1-A00	ZA	ZA			F-28	16	
31	HEADREST	81140-HL3-A00	ZA	ZA			F-29	5	
32	HOOD, FR.	61300-HL4-A01	ZC	ZB			F-12	5	
33	KNOB, GLOVE BOX	81332-HL4-A00	ZA	ZA			F-7	19	
34	LID ASSY., GLOVE BOX	68200-HL4-A00	ZA	ZA			F-7	16	
35	LID, CONTROL BOX	76360-HL4-A00	ZA	ZA			F-42-1	5	
36	LID, FR. FLOOR	64105-HL4-A00	ZA	ZA			F-7	10	
37	LID, RR. FOOT WELL	76350-HL4-A00	ZA	ZA			F-42-1	4	
38	MARK, FR. FENDER	86611-HL4-A10	ZC	ZD			F-54	1	
39	MARK, L. RR. DOOR PANEL	86732-HL4-A10	ZB	ZC			F-54	3	
40	MARK, R. RR. DOOR PANEL	86731-HL4-A10	ZB	ZC			F-54	2	
41	MUDGUARD, L. FR.	61870-HL4-A00	ZA	ZA			F-12	8	
42	MUDGUARD, R. FR.	61860-HL4-A00	ZA	ZA			F-12	7	
43	PANEL SET, L. RR. DOOR	73610-HL4-A10	ZB	ZC			F-28-1	20	
44	PANEL SET, R. RR. DOOR	73510-HL4-A10	ZB	ZC			F-28-1	18	
45	PANEL, INSTRUMENT	68101-HL4-A01	ZA	ZA			F-7	12	
46	PANEL, L. COVER BED SIDE	81565-HL4-A10	ZB	ZA			F-42-1	21	
47	PANEL, L. FR. DOOR	67235-HL4-A10	ZC	ZB			F-28	8	
48	PANEL, R. COVER BED SIDE	81555-HL4-A10	ZB	ZA			F-42-1	19	
49	PANEL, R. FR. DOOR	67225-HL4-A10	ZC	ZB			F-28	6	

## Fuel hose, general purpose hoses and vinyl hose

1

- The standard part fuel hose, general purpose hose and vinyl hose may be substituted by the coiled bulk part.
- When ordering the standard part fuel hose, general purpose hose and vinyl hose use the bulk part number written in the parts catalogue in brackets ( ) underneath the part name, or use the catalogue below.  
(The bulk part standard length is 1 m, however, those displayed in the catalogue < > are available in 3 m and 8 m lengths.)
- When exchanging the hose, cut and use at the specified length as mentioned in the part name.  
(For the method of cutting the bulk part, and method of filling out orders etc., please refer to the service manual and the instructions issued with the bulk part.)
- The list below is a catalogue of the standard part numbers and bulk part numbers. Note that those numbers are applicable to the listed replacement parts only.

Fuel hoses/Tubes			
Standard part No.	Bulk part No.	Bulk part	
		Inner diameter (mm)	Length (m)
95001-30xxx-2x	95001-30001-20M	3.0	1
95001-30xxx-3x	95001-30001-30M	3.0	1
95001-30xxx-4x	95001-30001-40M	3.0	1
95001-35xxx-2x	95001-35001-50M <95001-35003-50M>	3.5	1 3
95001-35xxx-3x	95001-35001-60M <95001-35003-60M>	3.5	1 3
95001-35xxx-4x	95001-35001-60M <95001-35003-60M>	3.5	1 3
95001-35xxx-5x	95001-35001-50M <95001-35003-50M>	3.5	1 3
95001-35xxx-6x	95001-35001-60M <95001-35003-60M>	3.5	1 3
95001-45xxx-2x	95001-45001-50M <95001-45003-50M>	4.5	1 3
95001-45xxx-3x	95001-45001-60M <95001-45003-60M> <95001-45008-60M>	4.5	1 3 8
95001-45xxx-4x	95001-45001-60M <95001-45003-60M> <95001-45008-60M>	4.5	1 3 8
95001-45xxx-5x	95001-45001-50M <95001-45003-50M>	4.5	1 3
95001-45xxx-6x	95001-45001-60M <95001-45003-60M> <95001-45008-60M>	4.5	1 3 8
95001-55xxx-2x	95001-55001-50M <95001-55003-50M> <95001-55008-50M>	5.5	1 3 8

Fuel hoses/Tubes			
Standard part No.	Bulk part No.	Bulk part	
		Inner diameter (mm)	Length (m)
95001-55xxx-3x	95001-55001-60M <95001-55003-60M> <95001-55008-60M>	5.5	1 3 8
95001-55xxx-4x	95001-55001-60M <95001-55003-60M> <95001-55008-60M>	5.5	1 3 8
95001-55xxx-5x	95001-55001-50M <95001-55003-50M> <95001-55008-50M>	5.5	1 3 8
95001-55xxx-6x	95001-55001-60M <95001-55003-60M> <95001-55008-60M>	5.5	1 3 8
95001-75xxx-2x	95001-75001-50M <95001-75003-50M>	7.5	1 3
95001-75xxx-3x	95001-75001-60M <95001-75003-60M> <95001-75008-60M>	7.5	1 3 8
95001-75xxx-4x	95001-75001-60M <95001-75003-60M> <95001-75008-60M>	7.5	1 3 8
95001-75xxx-5x	95001-75001-50M <95001-75003-50M>	7.5	1 3
95001-75xxx-6x	95001-75001-60M <95001-75003-60M> <95001-75008-60M>	7.5	1 3 8
95001-80xxx-2x	95001-80001-50M	8.0	1
95001-80xxx-3x	95001-80001-60M	8.0	1
95001-80xxx-4x	95001-80001-60M	8.0	1
95001-80xxx-5x	95001-80001-50M	8.0	1
95001-80xxx-6x	95001-80001-60M	8.0	1

Vinyl tube				
Standard part No.	Bulk part No.	Bulk part		
		Inner dia- meter (mm)	Outer dia-meter (mm)	Length (m)
95003-01xxx-3x	95003-01001-60M	2.9	6.8	1
	<95003-01003-60M>			3
95003-01xxx-60	95003-01001-60M	2.9	6.8	1
	<95003-01003-60M>			3
95003-03xxx-3x	95003-03001-60M	3.0	6.0	1
	<95003-03003-60M>			3
95003-03xxx-60	95003-03001-60M	3.0	6.0	1
	<95003-03003-60M>			3
95003-05xxx-3x	95003-05001-60M	3.5	6.5	1
	<95003-05003-60M>			3
	<95003-05008-60M>			8
95003-05xxx-60	95003-05001-60M	3.5	6.5	1
	<95003-05003-60M>			3
	<95003-05008-60M>			8
95003-07xxx-1x	95003-07001-10M	4.0	7.0	1
	<95003-07003-10M>			3
	<95003-07008-10M>			8
95003-07xxx-20	95003-07001-10M	4.0	7.0	1
	<95003-07003-10M>			3
	<95003-07008-10M>			8
95003-07xxx-3x	95003-07001-60M	4.0	7.0	1
	<95003-07003-60M>			3
	<95003-07008-60M>			8
95003-07xxx-60	95003-07001-60M	4.0	7.0	1
	<95003-07003-60M>			3
	<95003-07008-60M>			8
95003-07xxx-7x	95003-07001-70M	4.0	7.0	1
	<95003-07003-70M>			3
	<95003-07008-70M>			8
95003-08xxx-1x	95003-08001-10M	4.5	6.5	1
	<95003-08003-10M>			3
	<95003-08008-10M>			8
95003-09xxx-3x	95003-09001-60M	4.5	8.0	1
	<95003-09003-60M>			3
95003-09xxx-60	95003-09001-60M	4.5	8.0	1
	<95003-09003-60M>			3
95003-10xxx-1x	95003-10001-10M	5.0	8.0	1
	<95003-10003-10M>			3
95003-10xxx-20	95003-10001-10M	5.0	8.0	1
	<95003-10003-10M>			3
95003-10xxx-3x	95003-10001-60M	5.0	8.0	1
	<95003-10003-60M>			3
95003-10xxx-60	95003-10001-60M	5.0	8.0	1
	<95003-10003-60M>			3
95003-11xxx-3x	95003-11001-60M	5.0	9.0	1
	<95003-11003-60M>			3
	<95003-11008-60M>			8
95003-11xxx-60	95003-11001-60M	5.0	9.0	1
	<95003-11003-60M>			3
	<95003-11008-60M>			8
95003-12xxx-1x	95003-12001-10M	5.0	7.0	1
	<95003-12003-10M>			3
	<95003-12008-10M>			8
95003-12xxx-20	95003-12001-10M	5.0	7.0	1
	<95003-12003-10M>			3
	<95003-12008-10M>			8

Vinyl tube				
Standard part No.	Bulk part No.	Bulk part		
		Inner dia- meter (mm)	Outer dia-meter (mm)	Length (m)
95003-14xxx-1x	95003-14001-10M	6.0	9.0	1
	<95003-14003-10M>			3
95003-14xxx-20	95003-14001-10M	6.0	9.0	1
	<95003-14003-10M>			3
95003-14xxx-3x	95003-14001-60M	6.0	9.0	1
	<95003-14003-60M>			3
95003-17xxx-1x	95003-17001-10M	7.0	9.0	1
	<95003-17003-10M>			3
95003-19xxx-1x	95003-19001-10M	7.0	11.0	1
	<95003-19003-10M>			3
	<95003-19008-10M>			8
95003-19xxx-20	95003-19001-10M	7.0	11.0	1
	<95003-19003-10M>			3
	<95003-19008-10M>			8
95003-19xxx-3x	95003-19001-60M	7.0	11.0	1
	<95003-19003-60M>			3
	<95003-19008-60M>			8
95003-19xxx-60	95003-19001-60M	7.0	11.0	1
	<95003-19003-60M>			3
	<95003-19008-60M>			8
95003-21xxx-1x	95003-21001-10M	8.0	9.0	1
	<95003-21003-10M>			3
95003-21xxx-20	95003-21001-10M	8.0	9.0	1
	<95003-21003-10M>			3
95003-23xxx-1x	95003-23001-10M	8.0	12.0	1
	<95003-23003-10M>			3
95003-23xxx-20	95003-23001-10M	8.0	12.0	1
	<95003-23003-10M>			3
95003-23xxx-3x	95003-23001-60M	8.0	12.0	1
	<95003-23003-60M>			3
	<95003-23008-60M>			8
95003-23xxx-60	95003-23001-60M	8.0	12.0	1
	<95003-23003-60M>			3
	<95003-23008-60M>			8
95003-25xxx-1x	95003-25001-10M	9.0	11.0	1
	<95003-25003-10M>			3
95003-25xxx-20	95003-25001-10M	9.0	11.0	1
	<95003-25003-10M>			3
95003-25xxx-3x	95003-25001-60M	9.0	11.0	1
	<95003-25003-60M>			3
95003-25xxx-7x	95003-25001-70M	9.0	11.0	1
	<95003-25003-70M>			3
95003-27xxx-1x	95003-27001-10M	9.0	13.0	1
	<95003-27003-10M>			3
95003-27xxx-20	95003-27001-10M	9.0	13.0	1
	<95003-27003-10M>			3
95003-27xxx-3x	95003-27001-60M	9.0	13.0	1
	<95003-27003-60M>			3
95003-27xxx-60	95003-27001-60M	9.0	13.0	1
	<95003-27003-60M>			3
95003-33xxx-1x	95003-33001-10M	10.0	14.0	1
	<95003-33003-10M>			3
95003-33xxx-20	95003-33001-10M	10.0	14.0	1
	<95003-33003-10M>			3

Vinyl tube				
Standard part No.	Bulk part No.	Bulk part		
		Inner dia- meter (mm)	Outer dia-meter (mm)	Length (m)
95003-36xxx-1x	95003-36001-10M	11.0	13.0	1
	<95003-36003-10M>			3
	<95003-36008-10M>			8
95003-36xxx-20	95003-36001-10M	11.0	13.0	1
	<95003-36003-10M>			3
	<95003-36008-10M>			8
95003-37xxx-3x	95003-37001-60M	11.0	15.0	1
	<95003-37003-60M>			3
95003-37xxx-60	95003-37001-60M	11.0	15.0	1
	<95003-37003-60M>			3
95003-38xxx-1x	95003-38001-10M	12.0	13.0	1
	<95003-38003-10M>			3
95003-38xxx-20	95003-38001-10M	12.0	13.0	1
	<95003-38003-10M>			3
95003-39xxx-1x	95003-39001-10M	12.0	14.0	1
	<95003-39003-10M>			3
95003-39xxx-20	95003-39001-10M	12.0	14.0	1
	<95003-39003-10M>			3
95003-40xxx-20	95003-40001-10M	12.0	16.0	1
	<95003-40003-10M>			3
95003-40xxx-3x	95003-40001-60M	12.0	16.0	1
	<95003-40003-60M>			3
95003-40xxx-60	95003-40001-60M	12.0	16.0	1
	<95003-40003-60M>			3
95003-43xxx-1x	95003-43001-10M	13.0	15.0	1
	<95003-43003-10M>			3
	<95003-43008-10M>			8
95003-43xxx-20	95003-43001-10M	13.0	15.0	1
	<95003-43003-10M>			3
	<95003-43008-10M>			8
95003-45xxx-1x	95003-45001-10M	14.0	18.0	1
	<95003-45003-10M>			3
	<95003-45008-10M>			8
95003-45xxx-20	95003-45001-10M	14.0	18.0	1
	<95003-45003-10M>			3
	<95003-45008-10M>			8
95003-50xxx-1x	95003-50001-10M	16.0	19.0	1
	<95003-50003-10M>			3
95003-50xxx-20	95003-50001-10M	16.0	19.0	1
	<95003-50003-10M>			3
95003-50xxx-3x	95003-50001-60M	16.0	19.0	1
	<95003-50003-60M>			3
95003-55xxx-1x	95003-55001-10M	17.5	20.5	1
	<95003-55003-10M>			3
95003-55xxx-20	95003-55001-10M	17.5	20.5	1
	<95003-55003-10M>			3
95003-60xxx-1x	95003-60001-10M	22.0	27.0	1
	<95003-60003-10M>			3
95003-60xxx-20	95003-60001-10M	22.0	27.0	1
	<95003-60003-10M>			3
95003-60xxx-3x	95003-60001-60M	22.0	27.0	1
	<95003-60003-60M>			3
95003-60xxx-60	95003-60001-60M	22.0	27.0	1
	<95003-60003-60M>			3

General purpose hoses			
Standard part No.	Bulk part No.	Bulk part	
		Inner diameter (mm)	Length (m)
95005-11xxx-3x	95005-11001-30M	11.0	1
95005-11xxx-5x	95005-11001-50M	11.0	1
95005-12xxx-1x	95005-12001-10M <95005-12003-10M>	12.0	1 3
95005-12xxx-2x	95005-12001-20M	12.0	1
95005-12xxx-3x	95005-12001-30M	12.0	1
95005-12xxx-5x	95005-12001-50M	12.0	1
95005-14xxx-1x	95005-14001-10M	14.0	1
95005-14xxx-2x	95005-14001-20M <95005-14003-20M>	14.0	1 3
95005-14xxx-3x	95005-14001-30M	14.0	1
95005-14xxx-5x	95005-14001-50M	14.0	1
95005-17xxx-1x	95005-17001-10M	17.0	1
95005-17xxx-2x	95005-17001-20M	17.0	1
95005-17xxx-3x	95005-17001-30M	17.0	1
95005-17xxx-5x	95005-17001-50M	17.0	1
95005-30xxx-3x	95005-30001-30M	3.0	1
95005-30xxx-5x	95005-30001-50M	3.0	1
95005-35xxx-1x	95005-35001-10M <95005-35003-10M> <95005-35008-10M>	3.5	1 3 8
95005-35xxx-2x	95005-35001-20M	3.5	1
95005-35xxx-3x	95005-35001-30M	3.5	1
95005-35xxx-4x	95005-35001-10M <95005-35003-10M> <95005-35008-10M>	3.5	1 3 8
95005-35xxx-5x	95005-35001-50M	3.5	1
95005-45xxx-1x	95005-45001-10M <95005-45003-10M> <95005-45008-10M>	4.5	1 3 8
95005-45xxx-2x	95005-45001-20M	4.5	1
95005-45xxx-3x	95005-45001-30M	4.5	1

General purpose hoses			
Standard part No.	Bulk part No.	Bulk part	
		Inner diameter (mm)	Length (m)
95005-45xxx-4x	95005-45001-10M <95005-45003-10M> <95005-45008-10M>	4.5	1 3 8
95005-45xxx-5x	95005-45001-50M	4.5	1
95005-50xxx-3x	95005-50001-30M <95005-50003-30M>	5.0	1 3
95005-50xxx-5x	95005-50001-50M	5.0	1
95005-55xxx-1x	95005-55001-10M <95005-55003-10M> <95005-55008-10M>	5.3	1 3 8
95005-55xxx-2x	95005-55001-20M <95005-55003-20M>	5.3	1 3
95005-55xxx-4x	95005-55001-10M <95005-55003-10M> <95005-55008-10M>	5.3	1 3 8
95005-65xxx-1x	95005-65001-10M <95005-65003-10M>	6.5	1 3
95005-65xxx-2x	95005-65001-20M	6.5	1
95005-70xxx-3x	95005-70001-30M <95005-70003-30M>	7.0	1 3
95005-70xxx-5x	95005-70001-50M	7.0	1
95005-75xxx-1x	95005-75001-10M <95005-75003-10M>	7.3	1 3
95005-75xxx-2x	95005-75001-20M	7.3	1
95005-80xxx-1x	95005-80001-10M <95005-80003-10M>	8.0	1 3
95005-80xxx-2x	95005-80001-20M	8.0	1
95005-80xxx-3x	95005-80001-30M	8.0	1
95005-80xxx-5x	95005-80001-50M	8.0	1
95005-91xxx-3x	95005-91001-30M	12.0	1
95005-91xxx-5x	95005-91001-50M	12.0	1
95005-92xxx-3x	95005-92001-30M	12.0	1
95005-92xxx-5x	95005-92001-50M	12.0	1

NOTE: X is displayed to represent the omitted numerals and letters of the roman alphabet.

⊙ **CAUTION: It is DANGEROUS to confuse the fuel hose with the general purpose hose or vinyl hose.**

Never use a general purpose hose or vinyl hose in place of a fuel hose or vice versa. Always use the correct bulk part in the parts catalogue, according to the service manual or the instructions issued with the bulk part.

• Bulk part number of fuel hose, general purpose hose and vinyl hose.

(Example)

95001-75001-50M

**Bulk part number:** Refers to the bulk part.

**Marking code (hose type):** (fuel hose and general purpose hose)

**Change code (for added hose):** (Vinyl hose)

- Indicates number mark or change sequence, however, the code for the bulk part must be strictly 0 (zero).

**Types of code:**

- Fuel hose
  - 2: Red outside braid (3 mm inside dia. only)
  - 5: Black inside braid
  - 3: Red (3 mm inside dia. only)
  - 4: Ash gray with red stripe (3 mm inside dia. only)
  - 6: Black
- Vinyl hose
  - 1: Clear
  - 2: Black
  - 3: Light red
  - 6: Light red
  - 7: Pale black
- General hose
  - 1: Ash gray
  - 2: Ash gray
  - 3: Black
  - 5: Black

**Lengths:** 001: 1 m (standard)  
003: 3 m  
008: 8 m

**I.D code:** (fuel hose and general purpose hose)

- |                    |                                |
|--------------------|--------------------------------|
| 30: 3.0 mm         | 11: 11 mm                      |
| 35: 3.5 mm         | 91: 12 mm (outside dia. 15) mm |
| 45: 4.5 mm         | 92: 12 mm (outside dia. 16) mm |
| 50: 5.0 mm         | 12: 12 mm (outside dia. 17) mm |
| 55: 5.3 mm, 5.5 mm | 14: 14 mm                      |
| 65: 6.5 mm         | 17: 17 mm                      |
| 70: 7.0 mm         |                                |
| 75: 7.3 mm, 7.5 mm |                                |
| 80: 8.0 mm         |                                |

**ID./OD. code:** (vinyl hose)

- |                         |                           |                           |
|-------------------------|---------------------------|---------------------------|
| 01: ID. 2.9, OD. 6.8 mm | 14: ID. 6.0, OD. 9.0 mm   | 37: ID. 11.0, OD. 15.0 mm |
| 03: ID. 3.0, OD. 6.0 mm | 17: ID. 7.0, OD. 9.0 mm   | 38: ID. 12.0, OD. 13.0 mm |
| 05: ID. 3.5, OD. 6.5 mm | 19: ID. 7.0, OD. 11.0 mm  | 39: ID. 12.0, OD. 14.0 mm |
| 07: ID. 4.0, OD. 7.0 mm | 21: ID. 8.0, OD. 9.0 mm   | 40: ID. 12.0, OD. 16.0 mm |
| 08: ID. 4.5, OD. 6.5 mm | 23: ID. 8.0, OD. 12.0 mm  | 43: ID. 13.0, OD. 15.0 mm |
| 09: ID. 4.5, OD. 8.0 mm | 25: ID. 9.0, OD. 11.0 mm  | 45: ID. 14.0, OD. 18.0 mm |
| 12: ID. 5.0, OD. 7.0 mm | 27: ID. 9.0, OD. 13.0 mm  | 50: ID. 16.0, OD. 19.0 mm |
| 10: ID. 5.0, OD. 8.0 mm | 33: ID. 10.0, OD. 14.0 mm | 55: ID. 17.5, OD. 20.5 mm |
| 11: ID. 5.0, OD. 9.0 mm | 36: ID. 11.0, OD. 13.0 mm | 60: ID. 22.0, OD. 27.0 mm |

**Hose type:** 1: Fuel hose  
3: Vinyl hose  
5: General hose

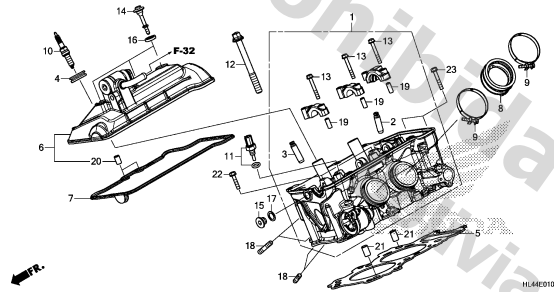
# ENGINE GROUP

C12

E-1

CYLINDER HEAD

E 1

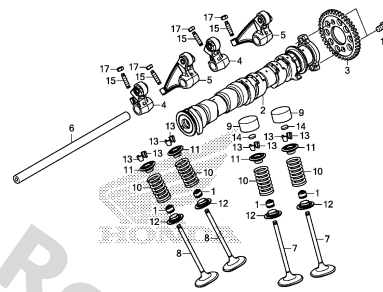


HL4E0100

E-2

CAMSHAFT/VALVE

E 2

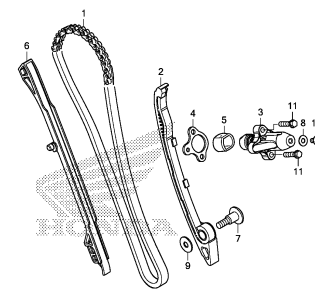


HL4E0200

E-3

CAM CHAIN/TENSIONER

E 4

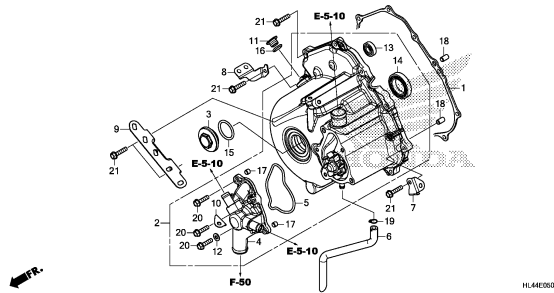


HL4E0300

E-5

A.C. GENERATOR COVER

E 5

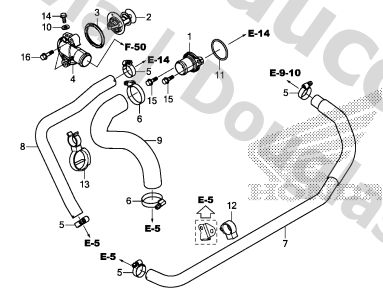


HL4E0500

E-5-10

WATER HOSE/THERMOSTAT

E 6

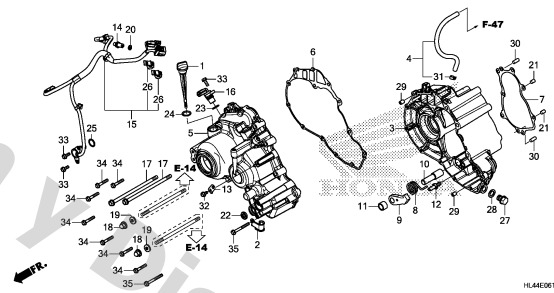


HL4E0610

E-6-10

SUB TRANSMISSION CASE

E 7

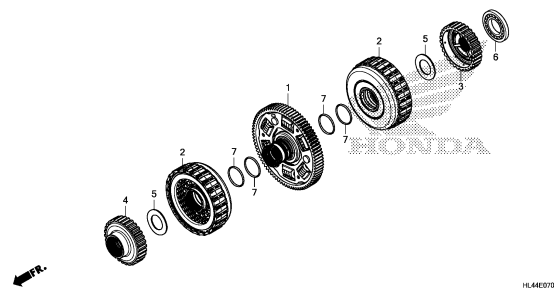


HL4E0610

E-7

CLUTCH

E 9

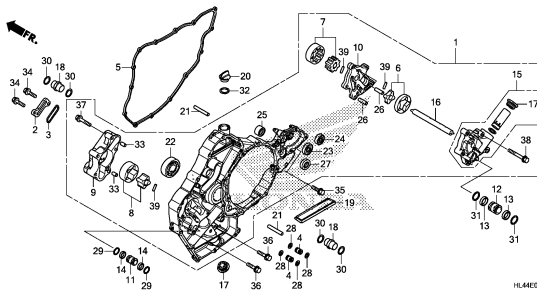


HL4E0700

E-9

OIL PUMP

E10

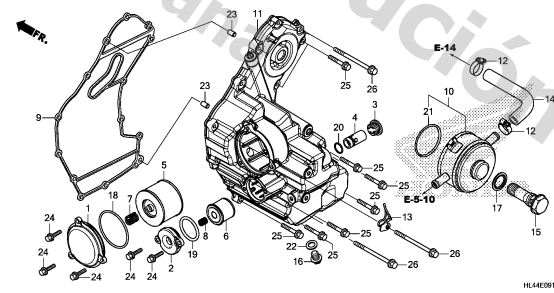


HL4E0900

E-9-10

OIL COOLER

E12



HL4E0910

2

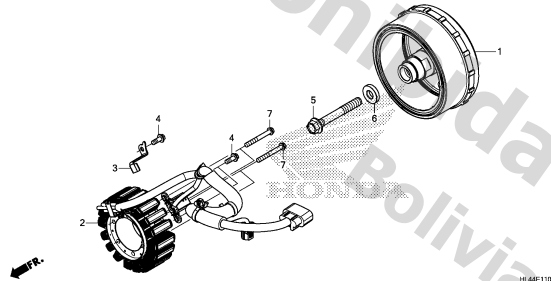
# ENGINE GROUP

C13

E-11

GENERATOR

E14

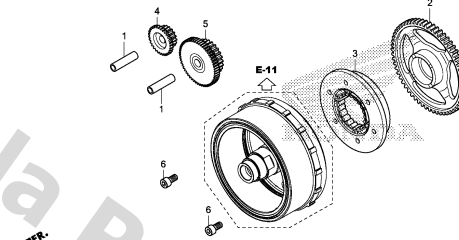


HL44E1100

E-12

STARTING CLUTCH

E15

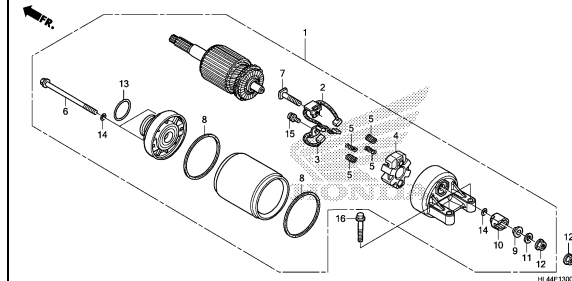


HL44E1200

E-13

STARTING MOTOR

E16

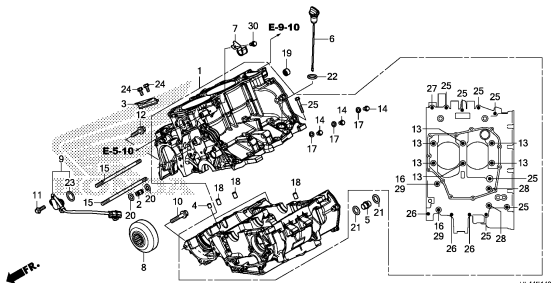


HL44E1300

E-14

CRANKCASE

F 1

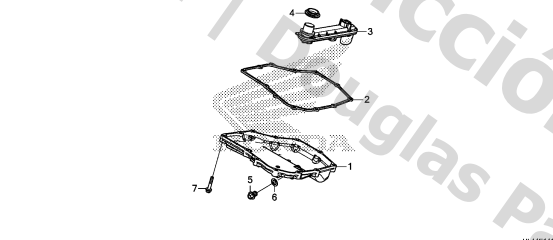


HL44E1400

E-14-10

OIL PAN

F 3

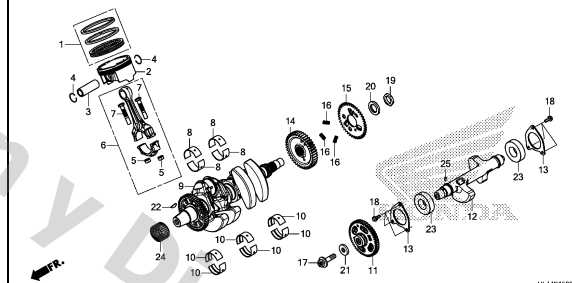


HL44E1410

E-15

CRANKSHAFT/PISTON

F 4

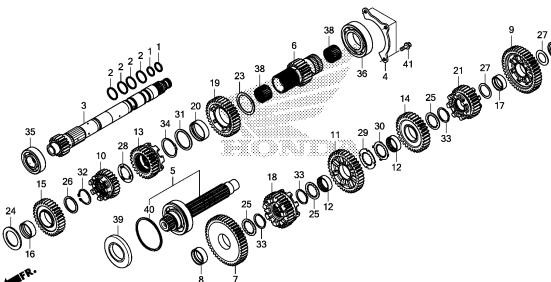


HL44E1500

E-16

TRANSMISSION

F 6

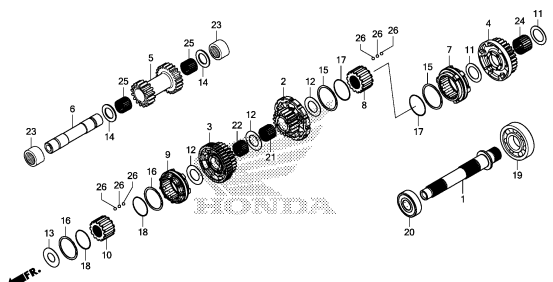


HL44E1600

E-16-10

FINAL DRIVE SHAFT

F 8

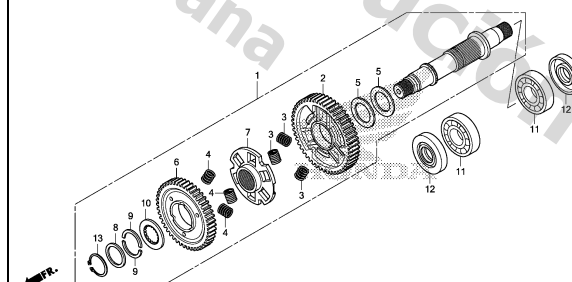


HL44E1610

E-16-11

FINAL DRIVEN SHAFT

F10



HL44E1611

2



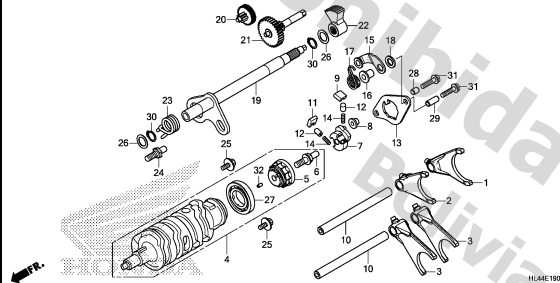
# ENGINE GROUP

C14

E-19

F11

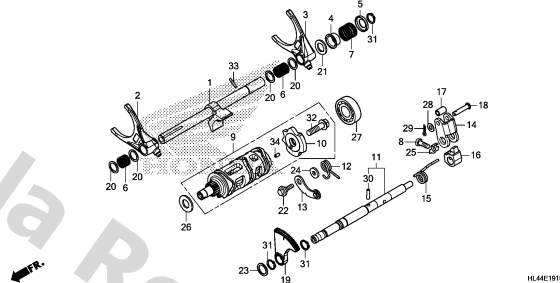
GEARSHIFT FORK(TRANSMISSION)



E-19-10

F13

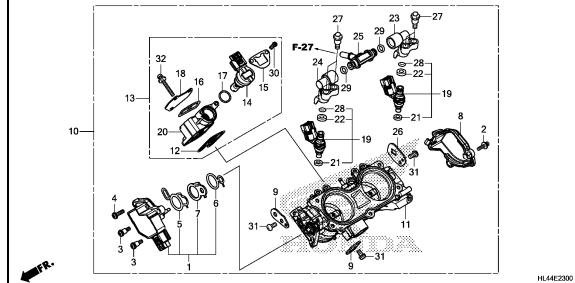
GEARSHIFT FORK(SUB TRANSMISSION)



E-23

F15

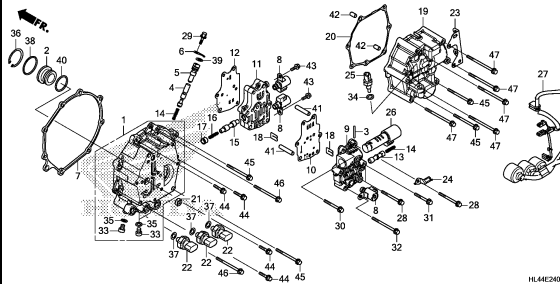
THROTTLE BODY



E-24

G 1

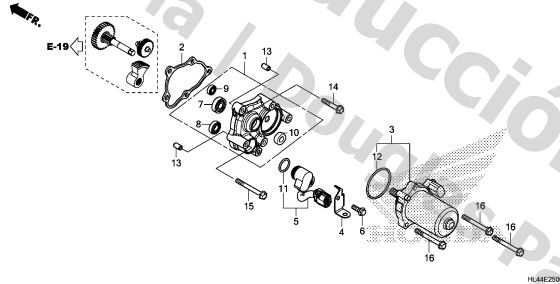
SOLENOID VALVE



E-25

G 3

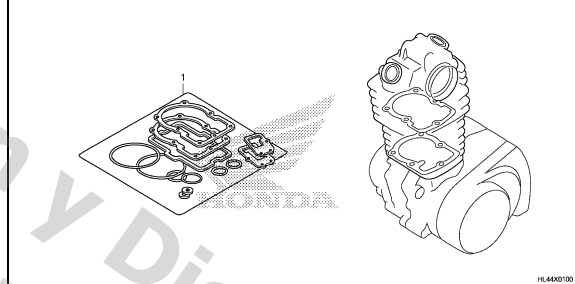
CONTROL MOTOR



EOP-1

G 4

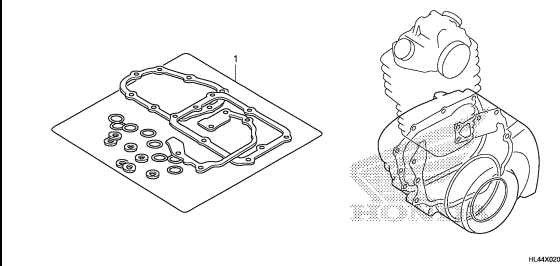
GASKET KIT A



EOP-2

G 5

GASKET KIT B



2

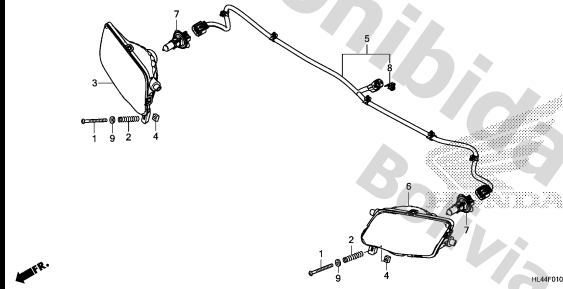
# FRAME GROUP

C15

F-1

HEADLIGHT(SXS1000M3/M3P/M5P)

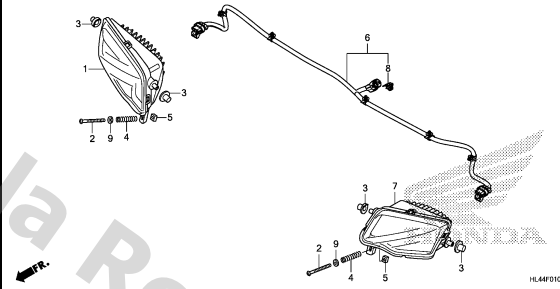
H 1



F-1-1

HEADLIGHT(SXS1000M5D)

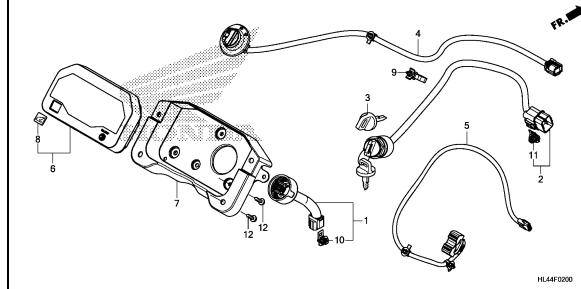
H 2



F-2

METER/SWITCH

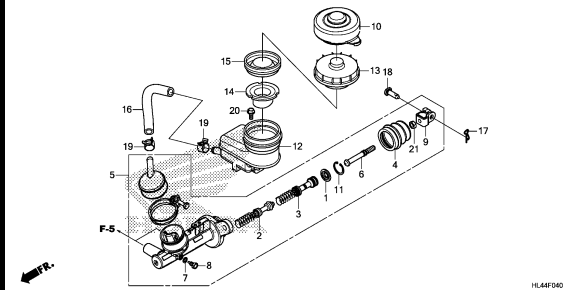
H 3



F-4

FRONT BRAKE MASTER CYLINDER

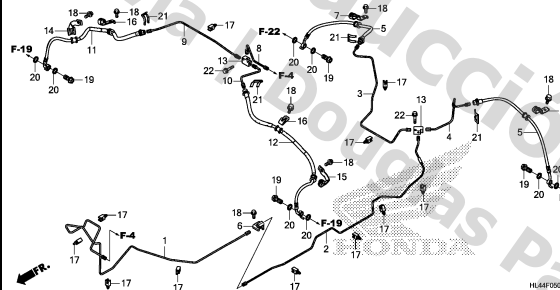
H 4



F-5

BRAKE PIPE

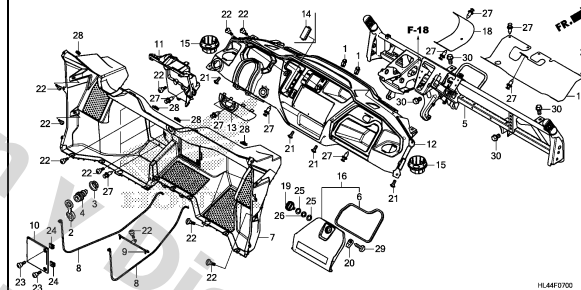
H 5



F-7

INSTRUMENT PANEL

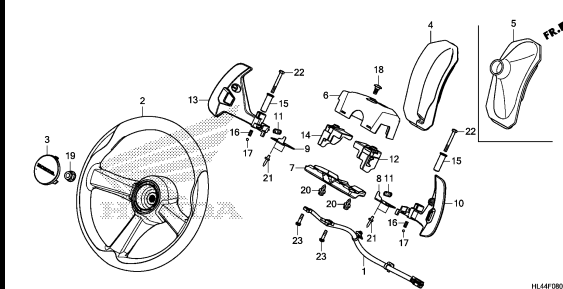
H 6



F-8

STEERING WHEEL

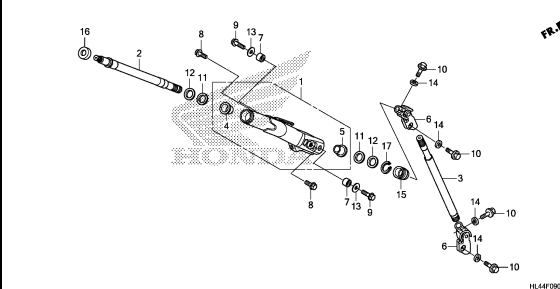
H 8



F-9

STEERING SHAFT

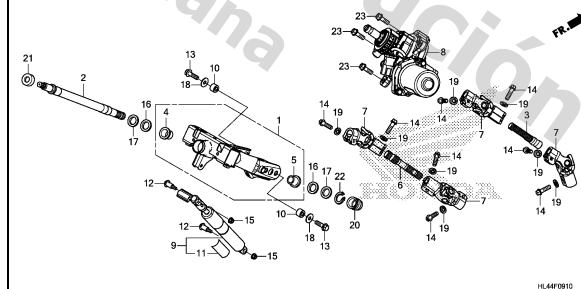
H 9



F-9-10

STEERING SHAFT(EPS)

H10



3

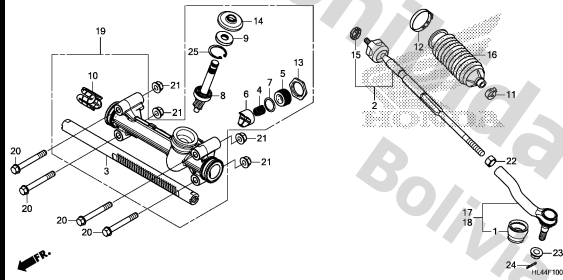
# FRAME GROUP

C16

F-10

STEERING GEAR BOX/TIE ROD

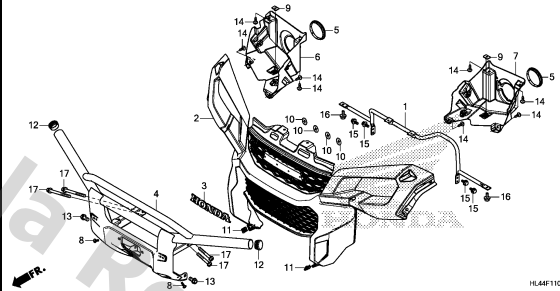
H11



F-11

FRONT GRILLE/Front BUMPER

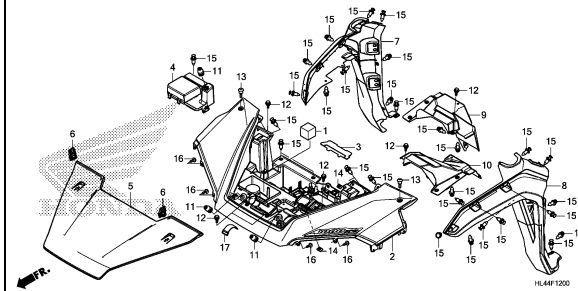
H12



F-12

FRONT FENDER/HOOD

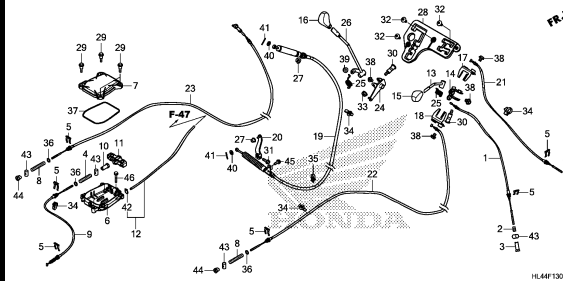
H13



F-13

SHIFT LEVER/SELECT LEVER

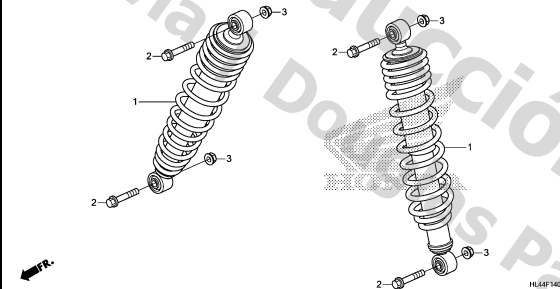
H15



F-14

FRONT CUSHION

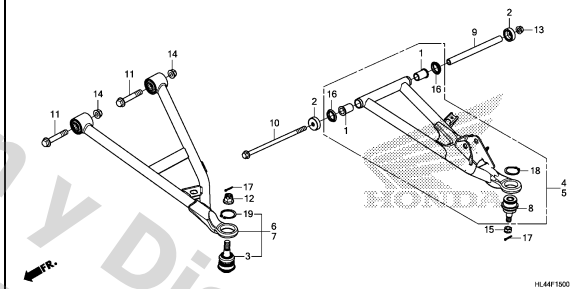
I 2



F-15

FRONT ARM

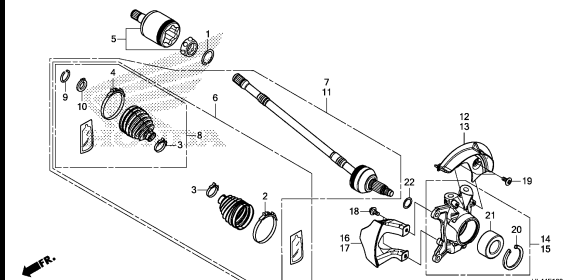
I 3



F-16

FRONT KNUCKLE/Front DRIVESHAFT

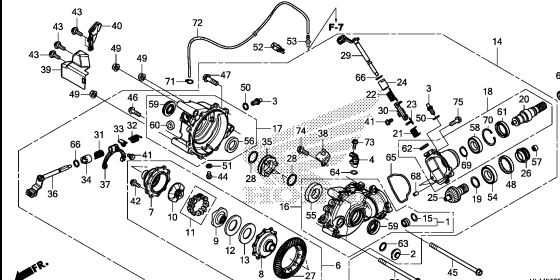
I 4



F-18

FRONT FINAL GEAR

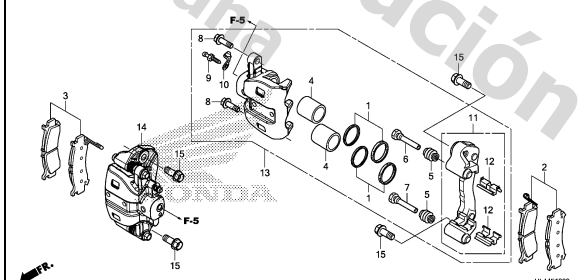
I 5



F-19

FRONT BRAKE CALIPER

I 9



3

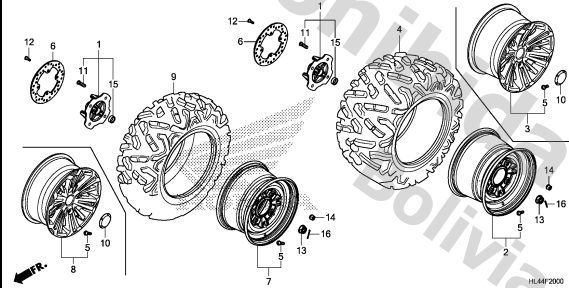
# FRAME GROUP

D 1

F-20

WHEEL

I10

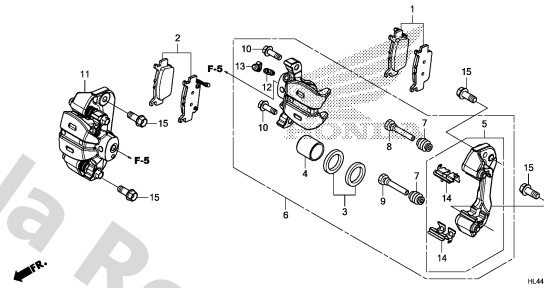


HL4AF2000

F-22

REAR BRAKE CALIPER

I11

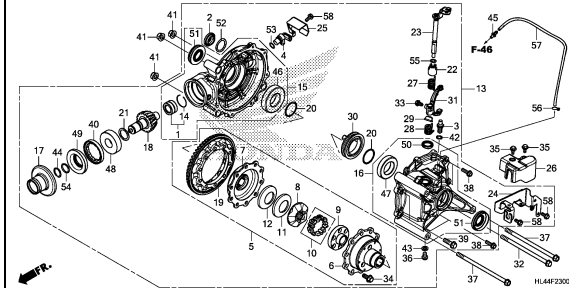


HL4AF2200

F-23

FINAL DRIVEN GEAR

I12

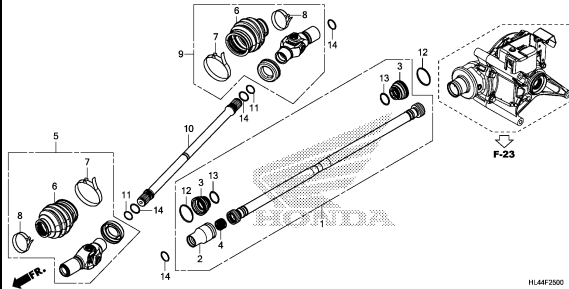


HL4AF2300

F-25

PROPELLER SHAFT

I15

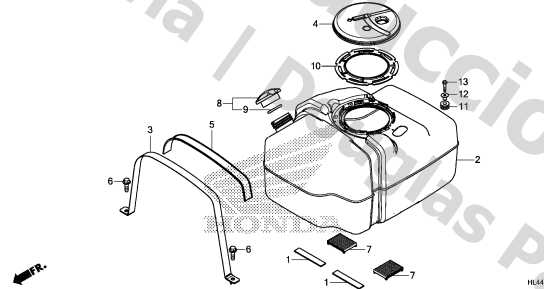


HL4AF2500

F-26

FUEL TANK

I16

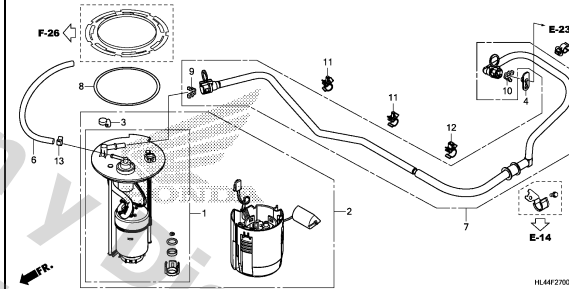


HL4AF2600

F-27

FUEL PUMP

J 1

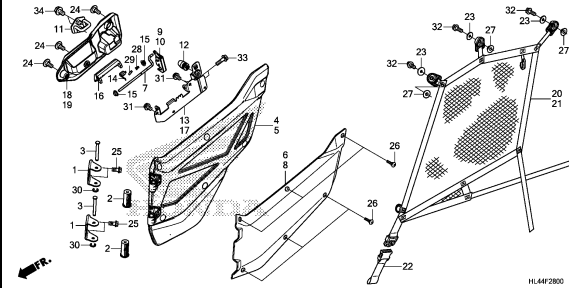


HL4AF2700

F-28

FRONT DOOR

J 2

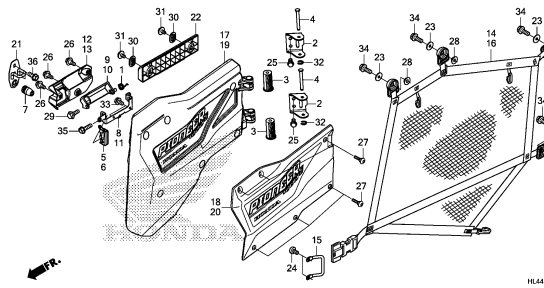


HL4AF2800

F-28-1

REAR DOOR

J 4

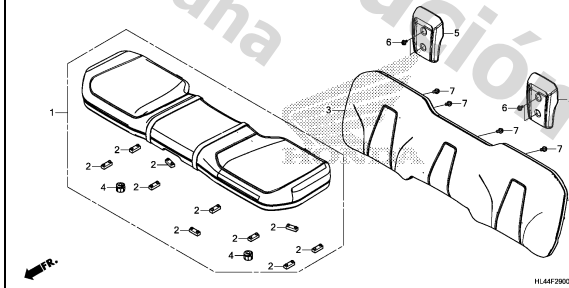


HL4AF2801

F-29

FRONT SEAT

J 6



HL4AF2900

3

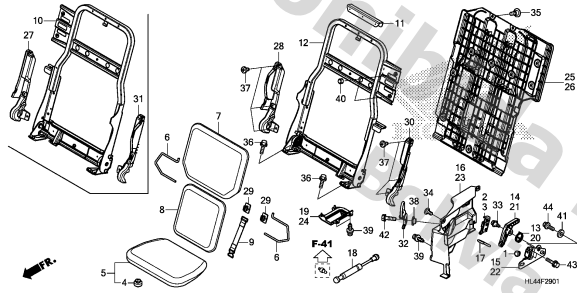
# FRAME GROUP

D 2

F-29-1

REAR SEAT

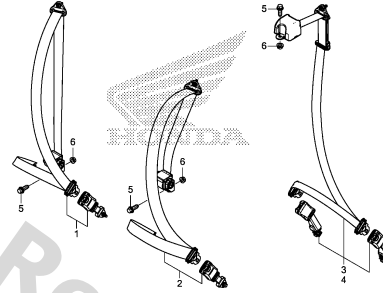
J 7



F-30

SEATBELT

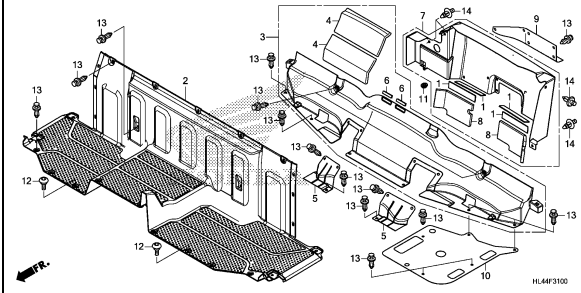
J 9



F-31

SEAT BOTTOM COVER

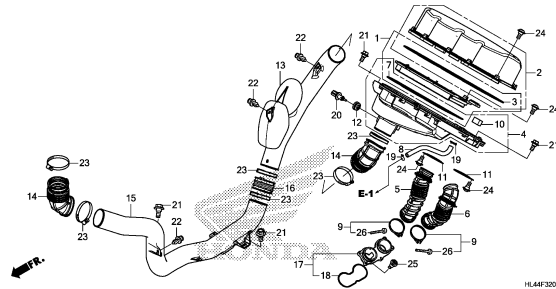
J10



F-32

AIR CLEANER

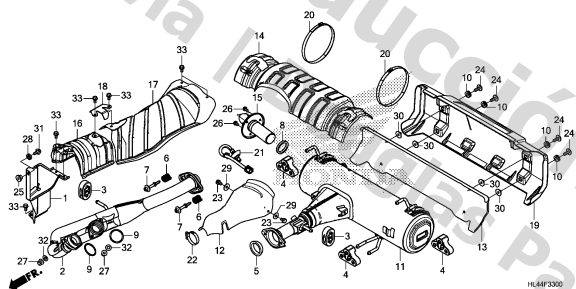
J11



F-33

EXHAUST MUFFLER

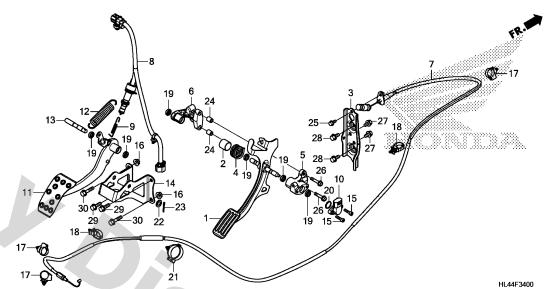
J13



F-34

PEDAL

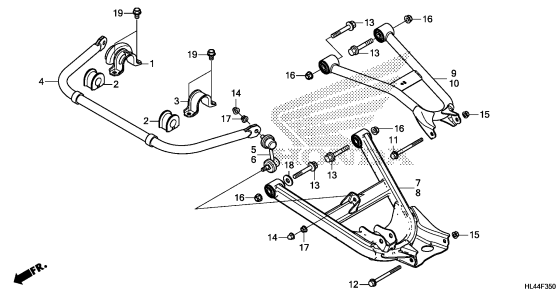
J15



F-35

REAR ARM/REAR STABILIZER

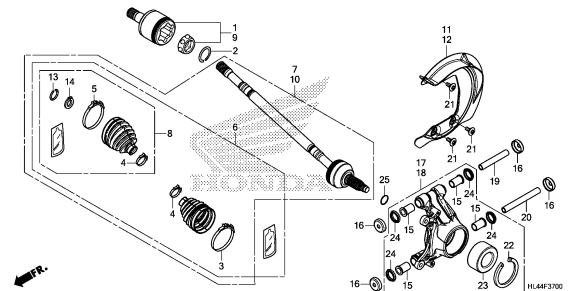
K 1



F-37

REAR KNUCKLE/REAR DRIVESHAFT

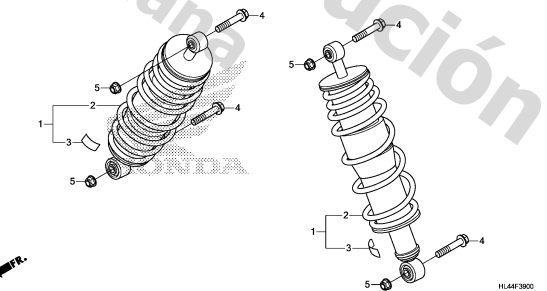
K 2



F-39

REAR CUSHION

K 3



3

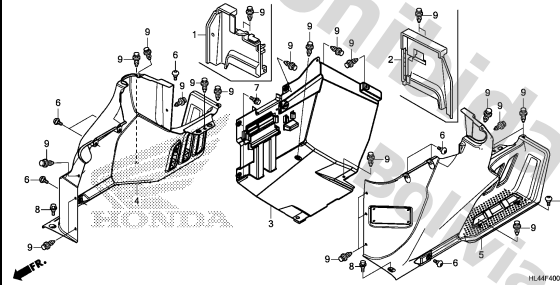
# FRAME GROUP

**D 3**

**F-40**

SIDE COVER

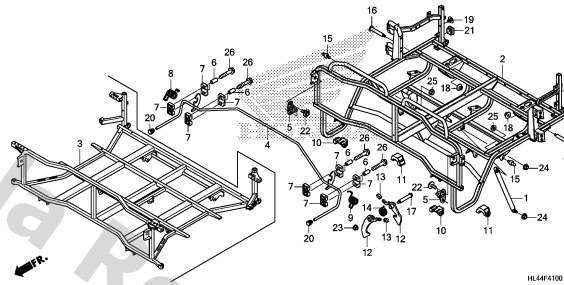
**K 4**



**F-41**

BED

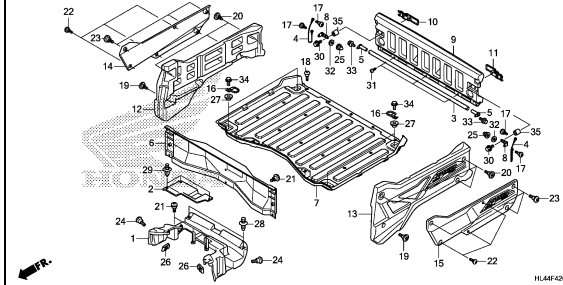
**K 5**



**F-42**

BED PLATE/REAR GATE(SXS1000M3/M3P)

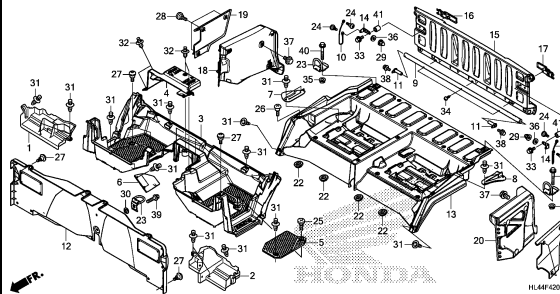
**K 7**



**F-42-1**

BED PLATE/REAR GATE  
(SXS1000M5P/M5D)

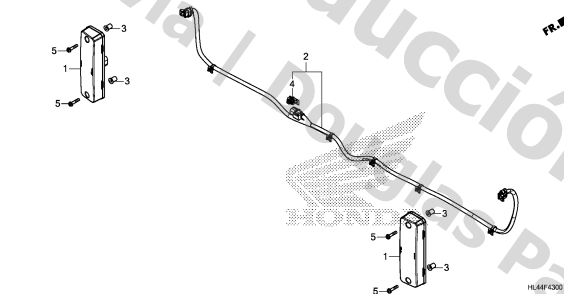
**K10**



**F-43**

TAILLIGHT

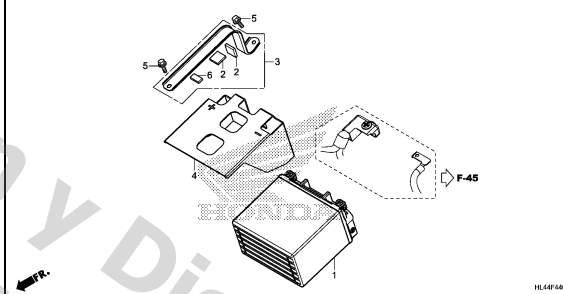
**K12**



**F-44**

BATTERY

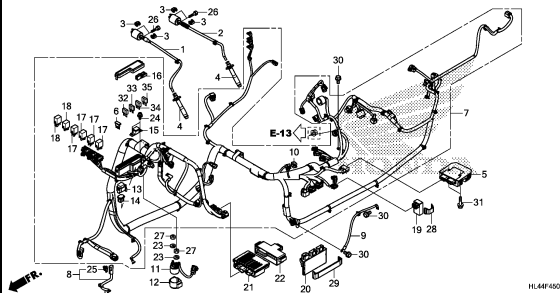
**K13**



**F-45**

WIRE HARNESS

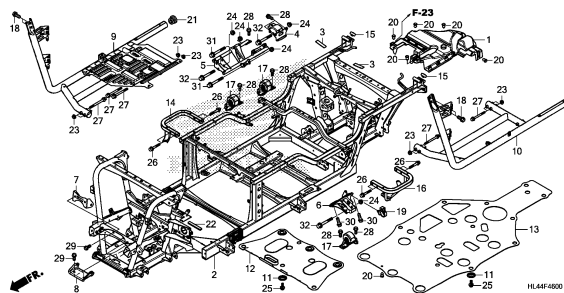
**K14**



**F-46**

FRAME BODY

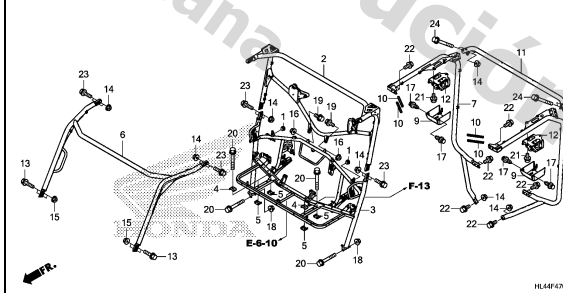
**K16**



**F-47**

ROLL BAR

**L 2**



**3**

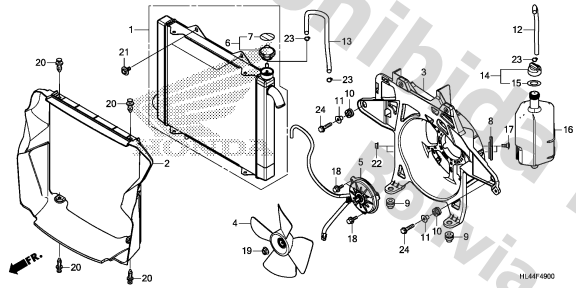
# FRAME GROUP

**D 4**

**F-49**

**L 3**

RADIATOR

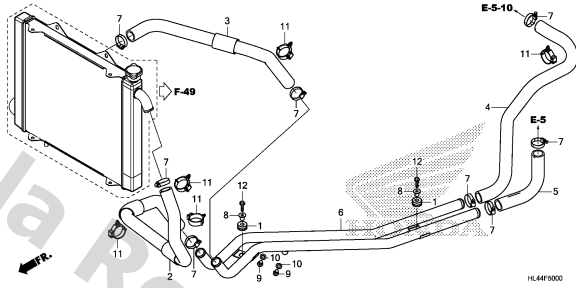


HL44F4900

**F-50**

**L 4**

WATER PIPE/WATER HOSE

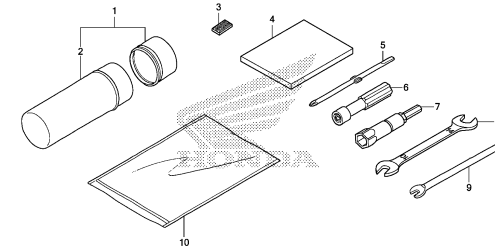


HL44F5000

**F-52**

**L 5**

TOOLS

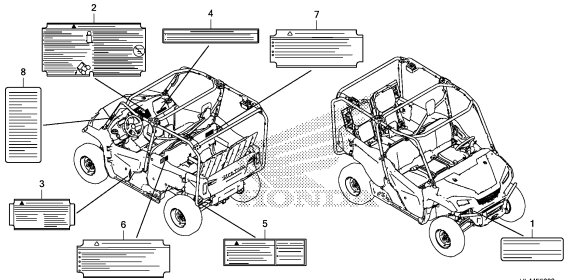


HL44F5200

**F-53**

**L 6**

CAUTION LABEL

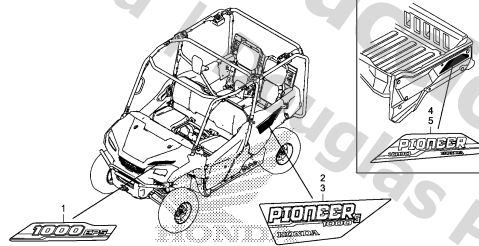


HL44F5300

**F-54**

**L 7**

MARK



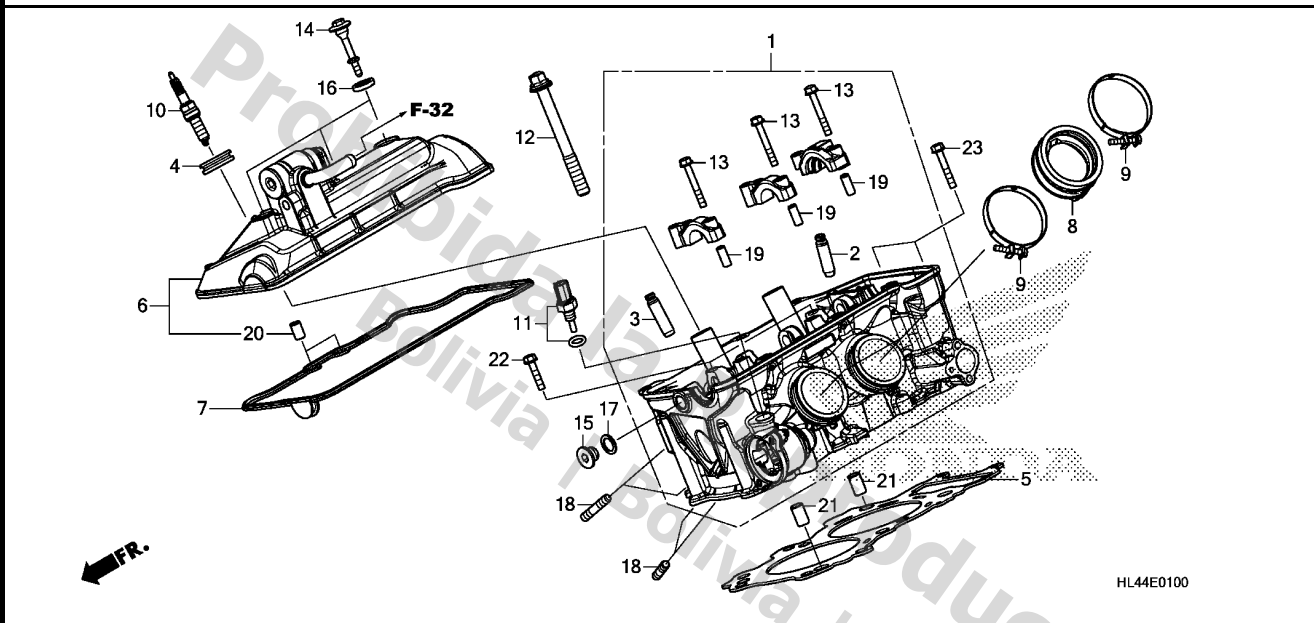
HL44F5400

**3**

E-1

CYLINDER HEAD

E 1

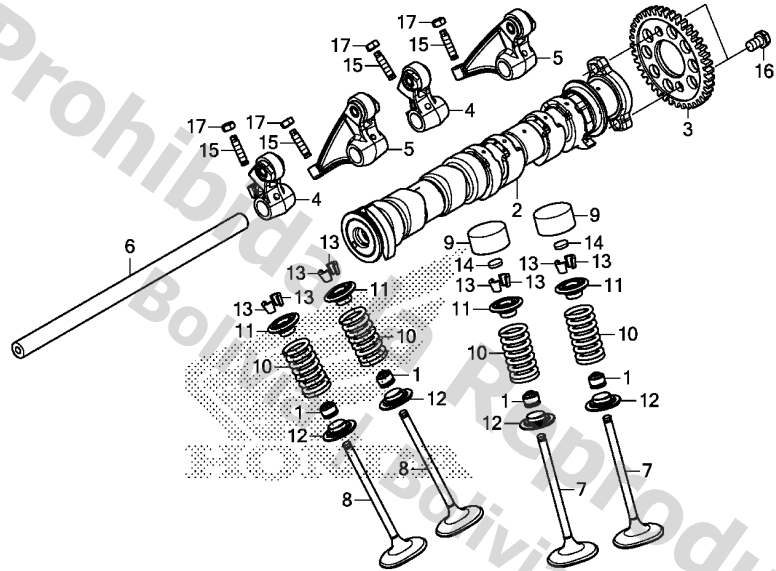


Service item	F.R.T.
--------------	--------

Ref. No.	Part No.	Description	Reqd. QTY				Serial No.	Parts catalogue code
			M3 '16	SXS1000 M3P '16	M5P '16	M5D '16		
1	12010-HL4-000	HEAD ASSY., CYLINDER .....	1	1	1	1		
2	12204-HL4-305	GUIDE, IN. VALVE(O.S.) .....	4	4	4	4		
3	12205-HL4-305	GUIDE, EX. VALVE(O.S.) .....	4	4	4	4		
4	12229-HL4-000	SEAL, PLUG TUBE .....	2	2	2	2		
5	12251-HL4-003	GASKET, CYLINDER HEAD .....	1	1	1	1		
6	12300-HL4-000	COVER ASSY., CYLINDER HEAD ..	1	1	1	1		
7	12391-HL4-000	GASKET, HEAD COVER .....	1	1	1	1		
8	16211-HL4-000	INSULATOR, THROTTLE BODY ....	2	2	2	2		
9	16218-HL4-000	BAND, INSULATOR .....	4	4	4	4		
10	31909-HL4-003	PLUG, SPARK(SILMAR7A9S)(NGK)	2	2	2	2		
11	37870-MGS-D31	SENSOR ASSY., WATER TEMP ....	1	1	1	1		
12	90007-HL4-003	BOLT-WASHER, 12X118 .....	6	6	6	6		
13	90017-MA6-000	BOLT, FLANGE, 6X45.5 .....	6	6	6	6		
14	90017-MAL-600	BOLT, HEAD COVER .....	3	3	3	3		
15	90032-MG9-000	BOLT, HYDRAULIC LASH ADJUSTER STOPPER	1	1	1	1		
16	90543-MV9-670	RUBBER, MOUNTING .....	3	3	3	3		
17	90544-KF0-000	WASHER, SEALING, 14MM .....	1	1	1	1		
18	92900-08028-0E	BOLT, STUD, 8X28 .....	4	4	4	4		
19	94301-08200	DOWEL PIN, 8X20 .....	6	6	6	6		
20	94301-10160	DOWEL PIN, 10X16 .....	2	2	2	2		
21	94301-14200	DOWEL PIN, 14X20 .....	2	2	2	2		
22	95701-06030-00	BOLT, FLANGE, 6X30 .....	2	2	2	2		
23	95701-06040-00	BOLT, FLANGE, 6X40 .....	2	2	2	2		

2





FR.

HL44E0200

Service item

F.R.T.

Ref. No.	Part No.	Description	Reqd. QTY				Serial No.	Parts catalogue code
			M3 '16	SXS1000 M3P '16	MSP '16	M5D '16		
1	12208-413-003	SEAL, VALVE STEM(ARAI) .....	8	8	8	8		
2	14110-HL4-000	CAMSHAFT COMP. ....	1	1	1	1		
3	14321-HL4-000	SPROCKET, CAM(38T) .....	1	1	1	1		
4	14410-HL4-000	ARM COMP. A, EX. ROCKER .....	2	2	2	2		
5	14420-HL4-000	ARM COMP. B, EX. ROCKER .....	2	2	2	2		
6	14451-HL4-000	SHAFT, ROCKER ARM .....	1	1	1	1		
7	14711-HL4-000	VALVE, IN. ....	4	4	4	4		
8	14721-HL4-000	VALVE, EX. ....	4	4	4	4		
9	14731-MCA-000	LIFTER, VALVE .....	4	4	4	4		
10	14751-HL4-000	SPRING, VALVE .....	8	8	8	8		
11	14771-HL4-000	RETAINER, VALVE SPRING .....	8	8	8	8		
12	14775-HL4-000	SEAT, VALVE SPRING .....	8	8	8	8		
13	14781-HA0-770	COTTER, VALVE .....	16	16	16	16		
14	14901-MBB-000	SHIM, TAPPET(1.20) .....	4	4	4	4		
	14902-MBB-000	SHIM, TAPPET(1.225) .....	4	4	4	4		
	14903-MBB-000	SHIM, TAPPET(1.250) .....	4	4	4	4		
	14904-MBB-000	SHIM, TAPPET(1.275) .....	4	4	4	4		
	14905-MBB-000	SHIM, TAPPET(1.30) .....	4	4	4	4		
	14906-MBB-000	SHIM, TAPPET(1.325) .....	4	4	4	4		
	14907-MBB-000	SHIM, TAPPET(1.350) .....	4	4	4	4		
	14908-MBB-000	SHIM, TAPPET(1.375) .....	4	4	4	4		
	14909-MBB-000	SHIM, TAPPET(1.40) .....	4	4	4	4		
	14910-MBB-000	SHIM, TAPPET(1.425) .....	4	4	4	4		
	14911-MBB-000	SHIM, TAPPET(1.450) .....	4	4	4	4		
	14912-MBB-000	SHIM, TAPPET(1.475) .....	4	4	4	4		
	14913-MBB-000	SHIM, TAPPET(1.50) .....	4	4	4	4		
	14914-MBB-000	SHIM, TAPPET(1.525) .....	4	4	4	4		

Ref. No.	Part No.	Description	Reqd. QTY				Serial No.	Parts catalogue code
			M3 '16	SXS1000 M3P '16	M5P '16	M5D '16		
14)	14915-MBB-000	SHIM, TAPPET (1.550) .....	4	4	4	4		
	14916-MBB-000	SHIM, TAPPET (1.575) .....	4	4	4	4		
	14917-MBB-000	SHIM, TAPPET (1.60) .....	4	4	4	4		
	14918-MBB-000	SHIM, TAPPET (1.625) .....	4	4	4	4		
	14919-MBB-000	SHIM, TAPPET (1.650) .....	4	4	4	4		
	14920-MBB-000	SHIM, TAPPET (1.675) .....	4	4	4	4		
	14921-MBB-000	SHIM, TAPPET (1.70) .....	4	4	4	4		
	14922-MBB-000	SHIM, TAPPET (1.725) .....	4	4	4	4		
	14923-MBB-000	SHIM, TAPPET (1.750) .....	4	4	4	4		
	14924-MBB-000	SHIM, TAPPET (1.775) .....	4	4	4	4		
	14925-MBB-000	SHIM, TAPPET (1.80) .....	4	4	4	4		
	14926-MBB-000	SHIM, TAPPET (1.825) .....	4	4	4	4		
	14927-MBB-000	SHIM, TAPPET (1.850) .....	4	4	4	4		
	14928-MBB-000	SHIM, TAPPET (1.875) .....	4	4	4	4		
	14929-MBB-000	SHIM, TAPPET (1.90) .....	4	4	4	4		
	14930-MBB-000	SHIM, TAPPET (1.925) .....	4	4	4	4		
	14931-MBB-000	SHIM, TAPPET (1.950) .....	4	4	4	4		
	14932-MBB-000	SHIM, TAPPET (1.975) .....	4	4	4	4		
	14933-MBB-000	SHIM, TAPPET (2.00) .....	4	4	4	4		
	14934-MBB-000	SHIM, TAPPET (2.025) .....	4	4	4	4		
	14935-MBB-000	SHIM, TAPPET (2.050) .....	4	4	4	4		
	14936-MBB-000	SHIM, TAPPET (2.075) .....	4	4	4	4		
	14937-MBB-000	SHIM, TAPPET (2.10) .....	4	4	4	4		
	14938-MBB-000	SHIM, TAPPET (2.125) .....	4	4	4	4		
	14939-MBB-000	SHIM, TAPPET (2.150) .....	4	4	4	4		
	14940-MBB-000	SHIM, TAPPET (2.175) .....	4	4	4	4		
	14941-MBB-000	SHIM, TAPPET (2.20) .....	4	4	4	4		
	14942-MBB-000	SHIM, TAPPET (2.225) .....	4	4	4	4		
	14943-MBB-000	SHIM, TAPPET (2.250) .....	4	4	4	4		
	14944-MBB-000	SHIM, TAPPET (2.275) .....	4	4	4	4		
	14945-MBB-000	SHIM, TAPPET (2.30) .....	4	4	4	4		
	14946-MBB-000	SHIM, TAPPET (2.325) .....	4	4	4	4		
	14947-MBB-000	SHIM, TAPPET (2.350) .....	4	4	4	4		
	14948-MBB-000	SHIM, TAPPET (2.375) .....	4	4	4	4		
	14949-MBB-000	SHIM, TAPPET (2.40) .....	4	4	4	4		
	14950-MBB-000	SHIM, TAPPET (2.425) .....	4	4	4	4		
	14951-MBB-000	SHIM, TAPPET (2.450) .....	4	4	4	4		
15	90012-MGE-000	SCREW, TAPPET ADJUSTING .....	4	4	4	4		
16	90082-HA0-000	BOLT, FLANGE KNOCK, 7X10.5 ..	2	2	2	2		
17	90206-KM3-000	NUT, TAPPET ADJUSTING .....	4	4	4	4		

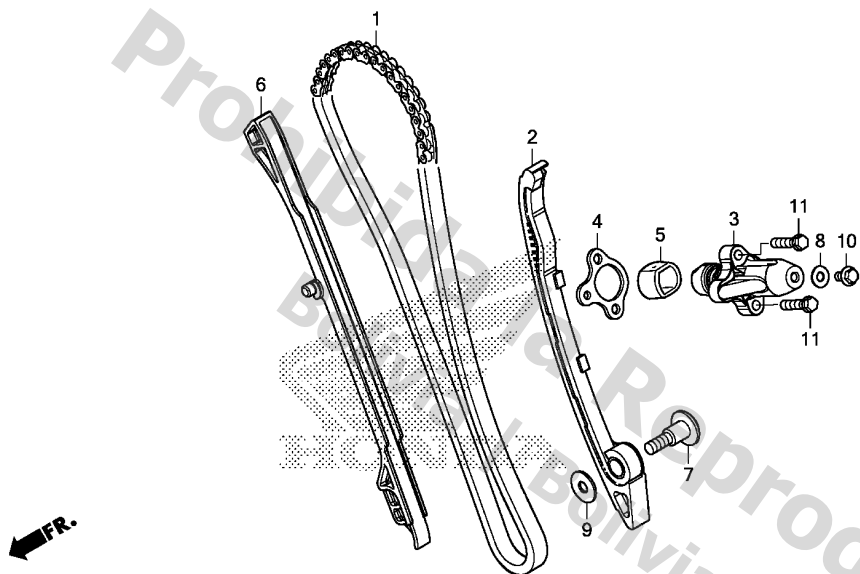
E-3

CAM CHAIN/TENSIONER

E 4

Service item

F.R.T.

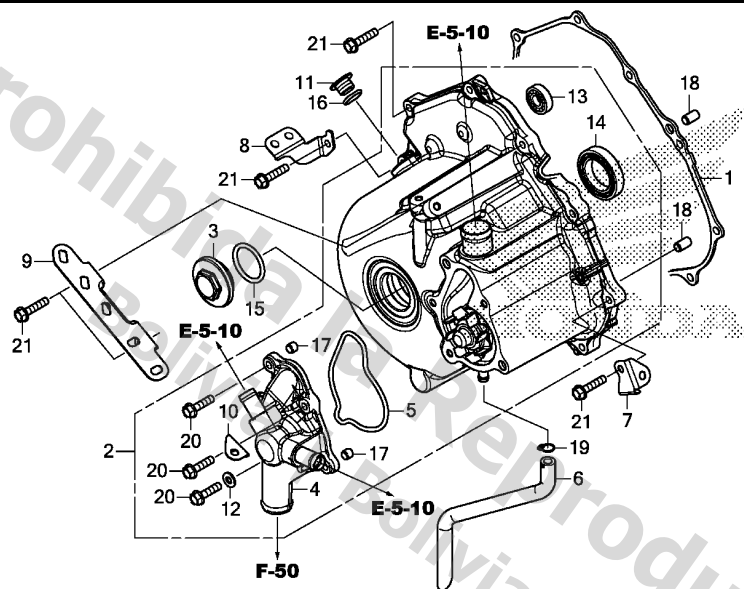


HL44E0300

Ref. No.	Part No.	Description	Reqd. QTY				Serial No.	Parts catalogue code
			M3 '16	M3P '16	M5P '16	M5D '16		
1	14401-HL4-003	CHAIN, CAM(BORG WARNER)(128L)	1	1	1	1		
2	14510-HL4-000	TENSIONER COMP., CAM CHAIN ..	1	1	1	1		
3	14520-HL4-003	LIFTER ASSY., TENSIONER .....	1	1	1	1		
4	14523-HL4-003	GASKET, TENSIONER HOLE .....	1	1	1	1		
5	14524-MBB-000	CAP, LIFTER PAT .....	1	1	1	1		
6	14611-HL4-000	GUIDE A, CAM CHAIN .....	1	1	1	1		
7	90008-HL4-000	BOLT, SPECIAL, 8MM .....	1	1	1	1		
8	90442-397-000	WASHER, SEALING, 6MM .....	1	1	1	1		
9	90505-425-000	WASHER, 8MM .....	1	1	1	1		
10	95701-06010-00	BOLT, FLANGE, 6X10 .....	1	1	1	1		
11	96001-06025-00	BOLT, FLANGE, 6X25 .....	2	2	2	2		

2

Service item F.R.T.



HL44E0500

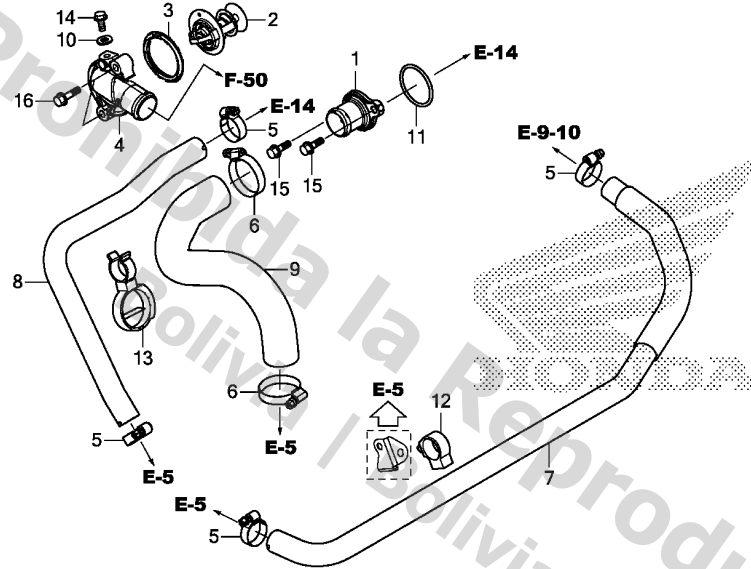


Ref. No.	Part No.	Description	Reqd. QTY				Serial No.	Parts catalogue code
			M3 '16	SXS1000 M3P '16	M5P '16	M5D '16		
1	11396-HL4-003	GASKET, A.C. GENERATOR COVER	1	1	1	1		
2	11400-HL4-000	COVER ASSY., A.C. GENERATOR	1	1	1	1		
3	12361-HP5-600	CAP, TAPPET ADJUSTING HOLE	1	1	1	1		
4	19220-HL4-000	COVER COMP., WATER PUMP	1	1	1	1		
5	19226-HL4-000	GASKET, WATER PUMP COVER	1	1	1	1		
6	19503-HL4-000	HOSE, DRAIN	1	1	1	1		
7	19510-HL4-000	STAY, WATER HOSE	1	1	1	1		
8	32158-HL4-000	STAY, SENSOR CORD	1	1	1	1		
9	32159-HL4-000	STAY, A.C. GENERATOR CORD	1	1	1	1		
10	32163-HL4-000	STAY, HARNESS CLIP(C)	1	1	1	1		
11	90084-MN8-010	CAP, 14MM	1	1	1	1		
12	90441-706-000	WASHER, SEALING, 6MM	1	1	1	1		
13	91014-HL4-003	BEARING, RADIAL BALL, 6000	1	1	1	1		
14	91015-HL4-003	BEARING, RADIAL BALL, 6906	1	1	1	1		
15	91301-428-003	O-RING, 35.5X3(NOK)	1	1	1	1		
16	91303-377-000	O-RING, 13.8X2.5	1	1	1	1		
17	91320-KE1-000	DOWEL PIN, 8X7	2	2	2	2		
18	94301-08140	DOWEL PIN, 8X14	2	2	2	2		
19	95002-02120	CLIP, TUBE(B12)	1	1	1	1		
20	95701-06025-00	BOLT, FLANGE, 6X25	5	5	5	5		
21	95701-06028-00	BOLT, FLANGE, 6X28	11	11	11	11		

E-5-10

WATER HOSE/THERMOSTAT

E 6



HL44E0510

Service item F.R.T.

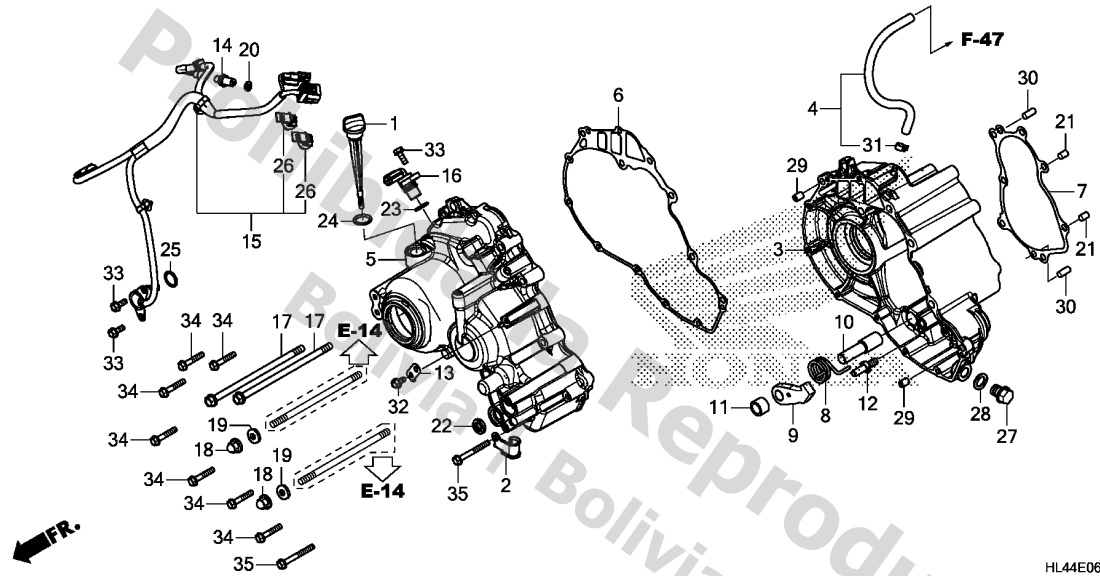
Ref. No.	Part No.	Description	Reqd. QTY				Serial No.	Parts catalogue code
			M3 '16	M3P '16	M5P '16	M5D '16		
1	19060-HL4-000	JOINT, WATER .....	1	1	1	1		
2	19300-MCJ-003	THERMOSTAT .....	1	1	1	1		
3	19305-KV3-010	RUBBER, THERMOSTAT .....	1	1	1	1		
4	19315-HL4-000	COVER, THERMOSTAT .....	1	1	1	1		
5	19504-KY1-003	CLAMP, WATER HOSE, 25MM .....	4	4	4	4		
6	19516-GAG-003	CLAMP, HOSE, 30-37MM .....	2	2	2	2		
7	19522-HL4-000	HOSE, OIL COOLER OUTLET .....	1	1	1	1		
8	19523-HL4-000	HOSE, WATER BYPASS .....	1	1	1	1		
9	19524-HL4-000	HOSE, WATER .....	1	1	1	1		
10	90441-706-000	WASHER, SEALING, 6MM .....	1	1	1	1		
11	91356-425-003	O-RING, 30MM .....	1	1	1	1		
12	91558-GFM-971	CLIP, WIRE HARNESS .....	1	1	1	1		
13	91558-HL4-003	CLIP, WATER HOSE .....	1	1	1	1		
14	95701-06012-08	BOLT, FLANGE, 6X12 .....	1	1	1	1		
15	95701-06018-00	BOLT, FLANGE, 6X18 .....	2	2	2	2		
16	95701-06028-00	BOLT, FLANGE, 6X28 .....	2	2	2	2		

2

E-6-10

SUB TRANSMISSION CASE

E 7



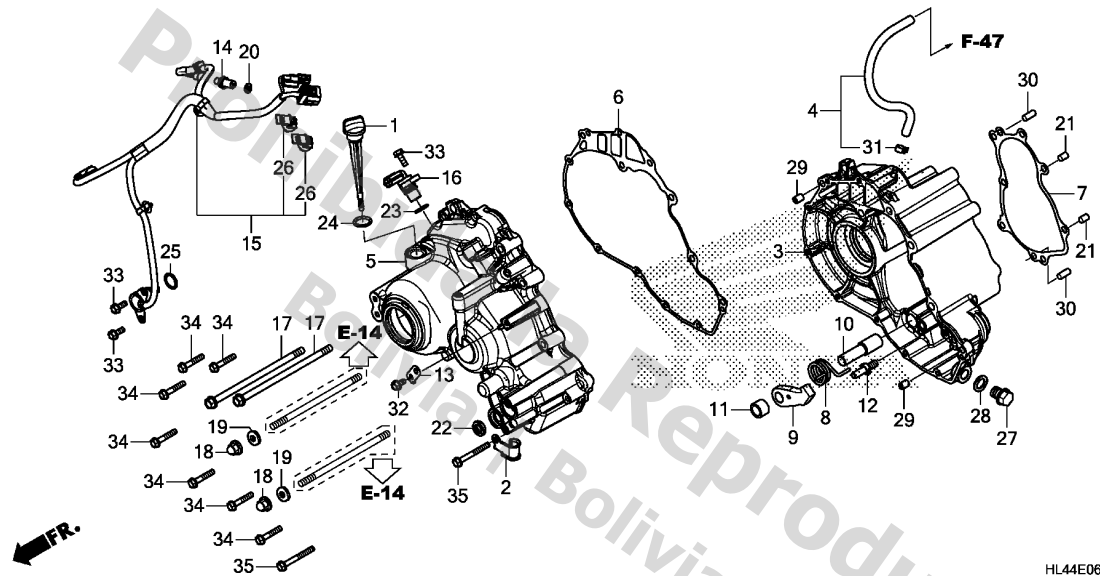
Service item

F.R.T.

HL44E0610

Ref. No.	Part No.	Description	Reqd. QTY				Serial No.	Parts catalogue code
			M3 '16	M3P '16	M5P '16	M5D '16		
1	15650-HL4-000	GAUGE, OIL LEVEL .....	1	1	1	1		
2	19530-HL4-000	CLAMPER, DRAIN HOSE .....	1	1	1	1		
3	21100-HL4-000	CASE COMP., SUB TRANSMISSION	1	1	1	1		
4	21111-HL4-000	TUBE ASSY., BREATHER .....	1	1	1	1		
5	21200-HL4-000	COVER COMP., SUB TRANSMISSION	1	1	1	1		
6	21205-HL4-003	GASKET, SUB TRANSMISSION COVER	1	1	1	1		
7	21206-HL4-003	GASKET, SUB TRANSMISSION CASE	1	1	1	1		
8	24552-HL4-000	SPRING, PARKING PAWL .....	1	1	1	1		
9	24561-PL4-020	PAWL, PARKING BRAKE .....	1	1	1	1		
10	24562-HL4-000	SHAFT, PARKING .....	1	1	1	1		
11	24563-HL4-000	COLLAR, PARKING .....	1	1	1	1		
12	24652-HL4-000	PIN, GEARSHIFT RETURN SPRING	1	1	1	1		
13	32156-HL4-000	STAY, HARNESS CLIP .....	1	1	1	1		
14	35600-HL4-003	SWITCH ASSY., NEUTRAL .....	1	1	1	1		
15	35759-HL4-003	SWITCH ASSY., SUB DRUM POSITION	1	1	1	1		
16	37700-HP5-601	SENSOR ASSY., SPEED(TDK-EPC)	1	1	1	1		
17	90017-HL4-000	BOLT, FLANGE, 8X165 .....	2	2	2	2		
18	90307-MJE-D00	NUT, HEX. CAP, 8MM .....	2	2	2	2		
19	90441-286-000	WASHER, SEALING, 8MM .....	2	2	2	2		
20	90443-KR0-000	WASHER, NEUTRAL SWITCH .....	1	1	1	1		
21	90701-MV9-670	DOWEL PIN, 10X16 .....	2	2	2	2		
22	91205-KF0-003	OIL SEAL, 12X20X5(ARAI) .....	1	1	1	1		
23	91303-KF0-003	O-RING, 14.8X2.4(ARAI) .....	1	1	1	1		
24	91307-KF0-003	O-RING, 18X3(ARAI) .....	1	1	1	1		

2



HL44E0610

Ref. No.	Part No.	Description	Reqd. QTY				Serial No.	Parts catalogue code
			M3 '16	M3P '16	M5P '16	M5D '16		
25	91333-567-010	O-RING, 17.0X2.5 .....	1	1	1	1		
26	91535-STK-003	CLIP, COUPLER (DARK BLUE) ....	2	2	2	2		
27	92800-14000	BOLT, DRAIN PLUG, 14MM .....	1	1	1	1		
28	94109-14000	WASHER, DRAIN PLUG, 14MM ....	1	1	1	1		
29	94301-08140	DOWEL PIN, 8X14 .....	2	2	2	2		
30	94301-10160	DOWEL PIN, 10X16 .....	2	2	2	2		
31	95002-41000-08	CLAMP, TUBE (D10) .....	1	1	1	1		
32	95701-06012-08	BOLT, FLANGE, 6X12 .....	1	1	1	1		
33	95701-06016-08	BOLT, FLANGE, 6X16 .....	3	3	3	3		
34	95701-06035-00	BOLT, FLANGE, 6X35 .....	7	7	7	7		
35	95701-06055-00	BOLT, FLANGE, 6X55 .....	2	2	2	2		

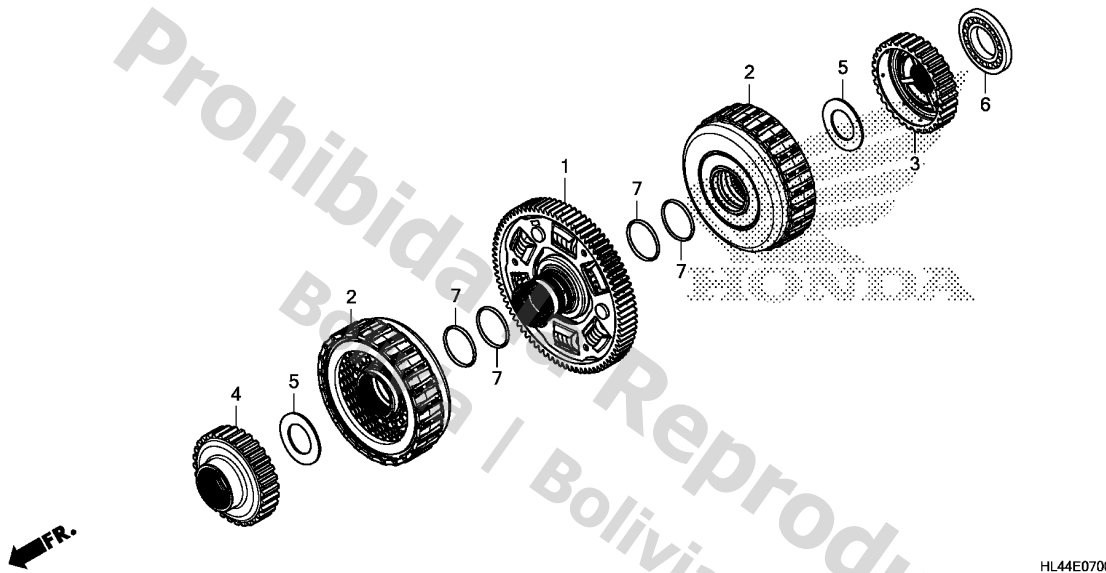
E-7

CLUTCH

E 9

Service item

F.R.T.



HL44E0700

Ref. No.	Part No.	Description	Reqd. QTY				Serial No.	Parts catalogue code
			M3 '16	M3P '16	M5P '16	M5D '16		
1	22100-HL4-003	GEAR COMP., PRIMARY DRIVEN (81T)	1	1	1	1		
2	22500-HL4-003	CLUTCH ASSY. ....	2	2	2	2		
3	23405-HL4-000	GUIDE, FIRST CLUTCH GEAR(30T)	1	1	1	1		
4	23406-HL4-000	GUIDE, SECOND CLUTCH GEAR(30T)	1	1	1	1		
5	90403-HL4-000	WASHER, 29.5X50X2 .....	2	2	2	2		
6	91029-MGS-D21	BEARING, RADIAL BALL, 40X68X7.5	1	1	1	1		
7	91302-RGC-003	O-RING, 35X2.2 .....	4	4	4	4		

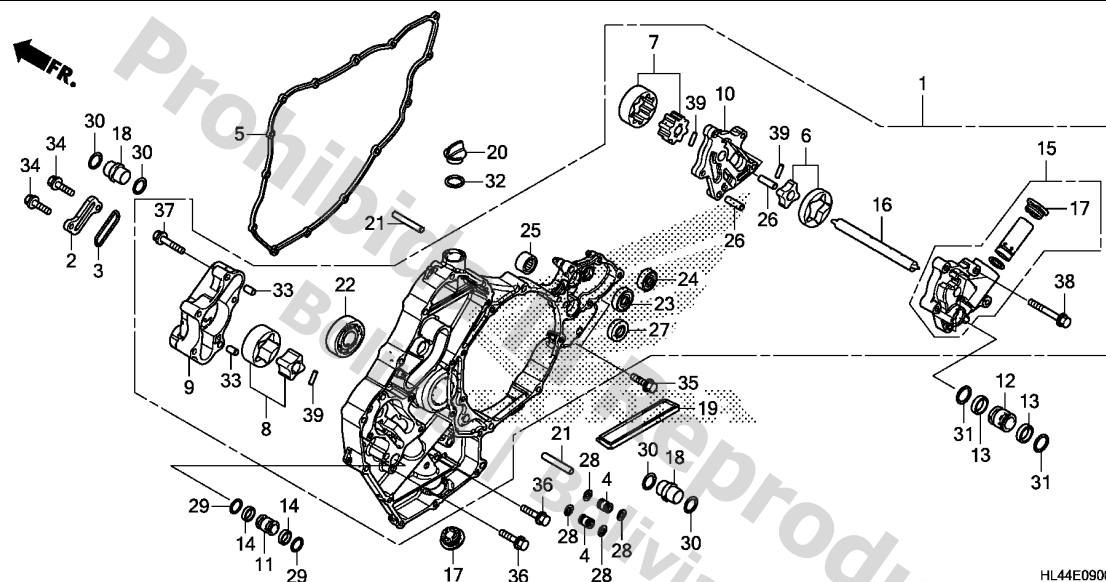
2



E-9

OIL PUMP

E10

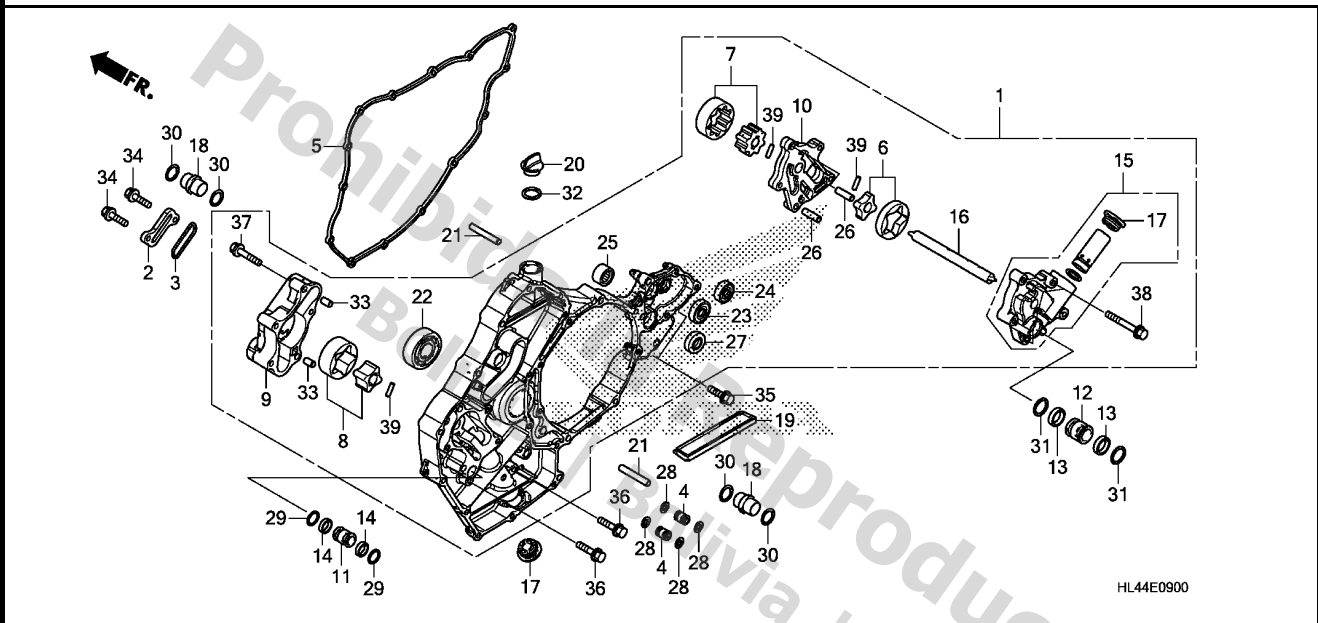


Service item

F.R.T.

HL44E0900

Ref. No.	Part No.	Description	Reqd. QTY				Serial No.	Parts catalogue code
			M3 '16	SXS1000 M3P '16	M5P '16	M5D '16		
1	11310-HL4-000	SPACER ASSY., RR. COVER .....	1	1	1	1		
2	11322-HL4-000	COVER, SPACER .....	1	1	1	1		
3	11323-HL4-000	O-RING, SPACER COVER .....	1	1	1	1		
4	11334-HN8-010	PIN, OIL GUIDE, 10MM .....	2	2	2	2		
5	11394-HL4-003	GASKET, SPACER RR. COVER ....	1	1	1	1		
6	15020-HL4-000	ROTOR SET A, OIL PUMP .....	1	1	1	1		
7	15030-HL4-003	ROTOR SET B, OIL PUMP .....	1	1	1	1		
8	15040-HL4-000	ROTOR SET C, OIL PUMP .....	1	1	1	1		
9	15101-HL4-000	BODY, OIL PUMP .....	1	1	1	1		
10	15102-HL4-000	PLATE, OIL PUMP .....	1	1	1	1		
11	15104-HL4-000	JOINT, LINE(DCT) .....	1	1	1	1		
12	15105-HL4-000	JOINT, FEED LINE .....	1	1	1	1		
13	15107-HL4-000	RING, BACK UP, 16X20 .....	2	2	2	2		
14	15108-HL4-000	RING, BACK UP, 12X15 .....	2	2	2	2		
15	15110-HL4-000	COVER COMP., OIL PUMP .....	1	1	1	1		
16	15111-HL4-000	SHAFT, OIL PUMP .....	1	1	1	1		
17	15234-MGS-D20	BOLT, SEALING, 24MM .....	2	2	2	2		
18	15235-HN2-000	JOINT, SPECIAL .....	2	2	2	2		
19	15421-HL4-000	SCREEN, OIL FILTER .....	1	1	1	1		
20	15611-KA4-710	CAP, OIL FILLER .....	1	1	1	1		
21	90701-HN2-000	DOWEL PIN, 8X50 .....	2	2	2	2		
22	91013-HL4-003	BEARING, RADIAL BALL, 6304 ..	1	1	1	1		
23	91026-MGS-D21	BEARING, RADIAL BALL, 607ZZ ..	1	1	1	1		
24	91027-MGS-D21	BEARING, RADIAL BALL, 696ZZ ..	1	1	1	1		
25	91028-MGS-D21	BEARING, NEEDLE, 14X20X12 ...	1	1	1	1		



Ref. No.	Part No.	Description	Reqd. QTY				Serial No.	Parts catalogue code
			M3	SXS1000 M3P	M5P	M5D		
26	91103-KT7-000	DOWEL PIN, 8X26.4 .....	2	2	2	2		
27	91205-KF0-003	OIL SEAL, 12X20X5 (ARAI) .....	1	1	1	1		
28	91301-473-003	O-RING, 7X1.7 .....	4	4	4	4		
29	91301-KYJ-901	O-RING, 11.8X1.9 .....	2	2	2	2		
30	91303-KF0-003	O-RING, 14.8X2.4 (ARAI) .....	4	4	4	4		
31	91305-HL4-000	O-RING, 15.8X2.4 .....	2	2	2	2		
32	91307-035-000	O-RING, 18X3 .....	1	1	1	1		
33	94301-08140	DOWEL PIN, 8X14 .....	2	2	2	2		
34	95701-06020-00	BOLT, FLANGE, 6X20 .....	2	2	2	2		
35	95701-06028-00	BOLT, FLANGE, 6X28 .....	2	2	2	2		
36	95701-06035-00	BOLT, FLANGE, 6X35 .....	2	2	2	2		
37	95701-06040-00	BOLT, FLANGE, 6X40 .....	5	5	5	5		
38	95701-06050-00	BOLT, FLANGE, 6X50 .....	5	5	5	5		
39	96220-50178	ROLLER, 5X17.8 .....	3	3	3	3		



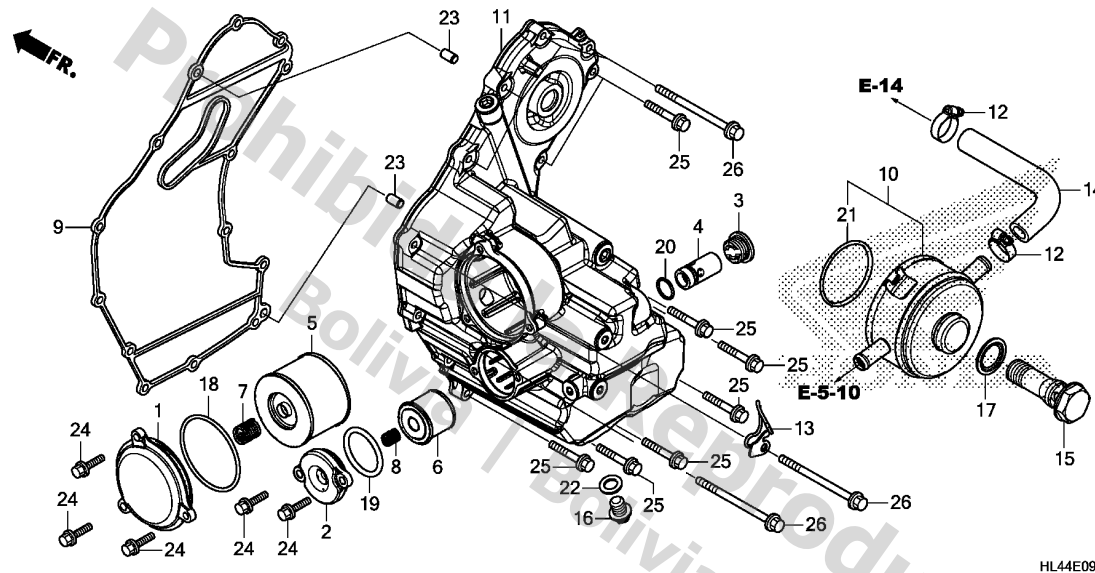
# E-9-10

# OIL COOLER

# E12

Service item

F.R.T.



HL44E0910

Ref. No.	Part No.	Description	Reqd. QTY				Serial No.	Parts catalogue code
			M3	SXS1000 M3P	M5P	M5D		
			'16	'16	'16	'16		
1	11333-HL4-000	COVER, OIL FILTER .....	1	1	1	1		
2	11337-HL4-000	COVER, OIL FILTER .....	1	1	1	1		
3	15233-MGS-D30	BOLT, SEALING, 22MM .....	1	1	1	1		
4	15240-HL4-000	VALVE ASSY., RELIEF .....	1	1	1	1		
5	15412-HP7-A01	ELEMENT, OIL FILTER .....	1	1	1	1		
6	15412-MGS-D21	ELEMENT, OIL FILTER .....	1	1	1	1		
7	15414-KF0-000	SPRING, OIL FILTER ELEMENT						
		SETTING	1	1	1	1		
8	15414-MEB-670	SPRING, OIL FILTER .....	1	1	1	1		
9	15615-HL4-003	GASKET, OIL TANK .....	1	1	1	1		
10	15700-HL4-003	COOLER COMP., OIL .....	1	1	1	1		
11	15710-HL4-000	COVER COMP., OIL TANK .....	1	1	1	1		
12	19504-KY1-003	CLAMP, WATER HOSE, 25MM .....	2	2	2	2		
13	19520-HL4-000	GUIDE, WATER HOSE .....	1	1	1	1		
14	19521-HL4-000	HOSE, OIL COOLER IN. ....	1	1	1	1		
15	90019-HL4-000	BOLT, OIL COOLER .....	1	1	1	1		
16	90131-883-000	BOLT, DRAIN PLUG, 12X15 .....	1	1	1	1		
17	90402-MFJ-D01	WASHER, SEALING, 34.5MM .....	1	1	1	1		
18	91301-107-000	O-RING, 75X2.5 .....	1	1	1	1		
19	91302-PA9-003	O-RING, 39.8X2.2(ARAI) .....	1	1	1	1		
20	91313-MB0-003	O-RING, 14.7X2.2(ARAI) .....	1	1	1	1		
21	91354-MCT-003	O-RING, OIL COOLER .....	1	1	1	1		
22	94109-12000	WASHER, DRAIN PLUG, 12MM .....	1	1	1	1		
23	94301-08140	DOWEL PIN, 8X14 .....	2	2	2	2		
24	95701-06018-00	BOLT, FLANGE, 6X18 .....	5	5	5	5		



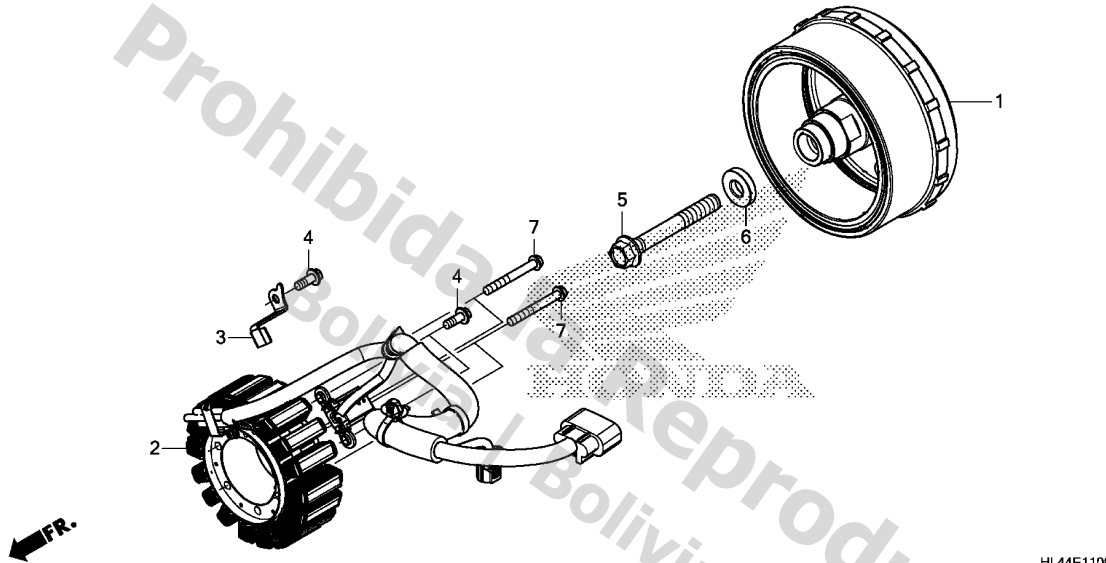
E-11

GENERATOR

E14

Service item

F.R.T.



HL44E1100

Ref. No.	Part No.	Description	Reqd. QTY				Serial No.	Parts catalogue code
			M3 '16	M3P '16	M5P '16	M5D '16		
1	31110-HL4-003	FLYWHEEL COMP. ....	1	1	1	1		
2	31120-HL4-003	STATOR COMP. ....	1	1	1	1		
3	32112-HL4-000	CLAMPER, A.C. GENERATOR CORD	1	1	1	1		
4	90004-GHB-630	BOLT, FLANGE, 6X16(NSHF) ....	3	3	3	3		
5	90081-HR0-F20	BOLT, SPECIAL, 12MM .....	1	1	1	1		
6	90401-HL4-000	WASHER, 12.3X29X6 .....	1	1	1	1		
7	96001-06050-00	BOLT, FLANGE, 6X50 .....	4	4	4	4		

2

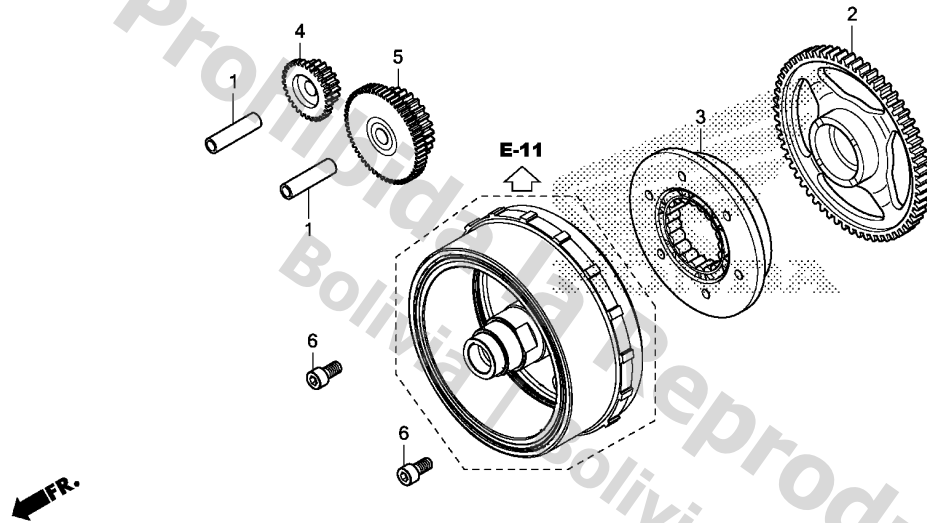
E-12

STARTING CLUTCH

E15

Service item

F.R.T.



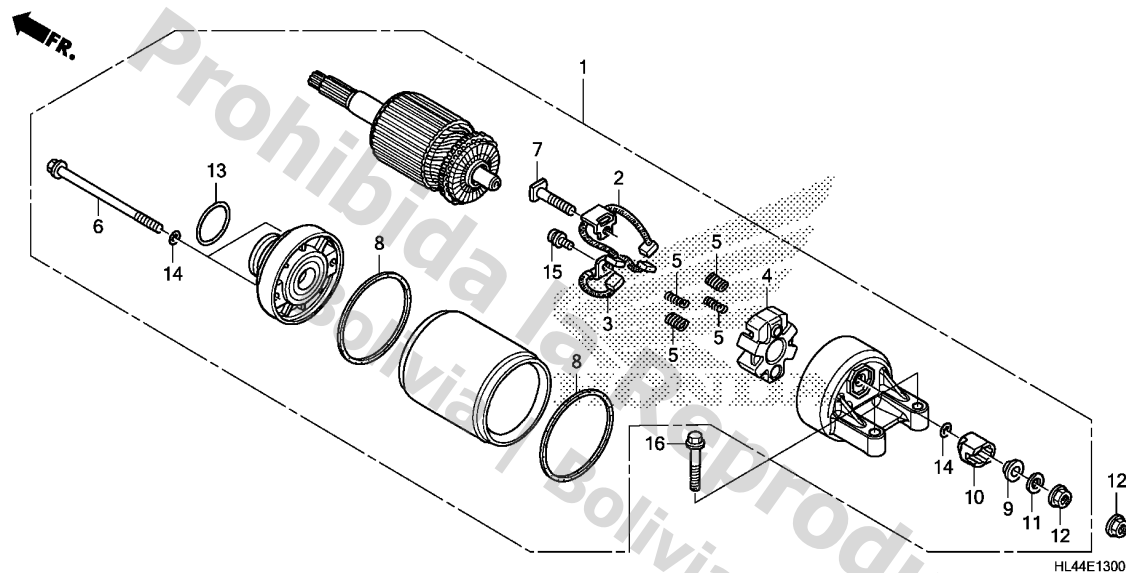
HL44E1200

Ref. No.	Part No.	Description	Reqd. QTY				Serial No.	Parts catalogue code
			M3 '16	M3P '16	M5P '16	M5D '16		
1	28102-ME9-000	PIN, 10X44 .....	2	2	2	2		
2	28110-HL4-000	GEAR COMP., STARTING DRIVEN (75T)	1	1	1	1		
3	28125-HL4-003	OUTER COMP., STARTING CLUTCH	1	1	1	1		
4	28131-HL4-000	GEAR, STARTER REDUCTION (18T/29T)	1	1	1	1		
5	28160-HL4-000	GEAR COMP., STARTER REDUCTION (18T/58T)	1	1	1	1		
6	90010-MCH-000	BOLT, SOCKET, 8MM .....	6	6	6	6		

2

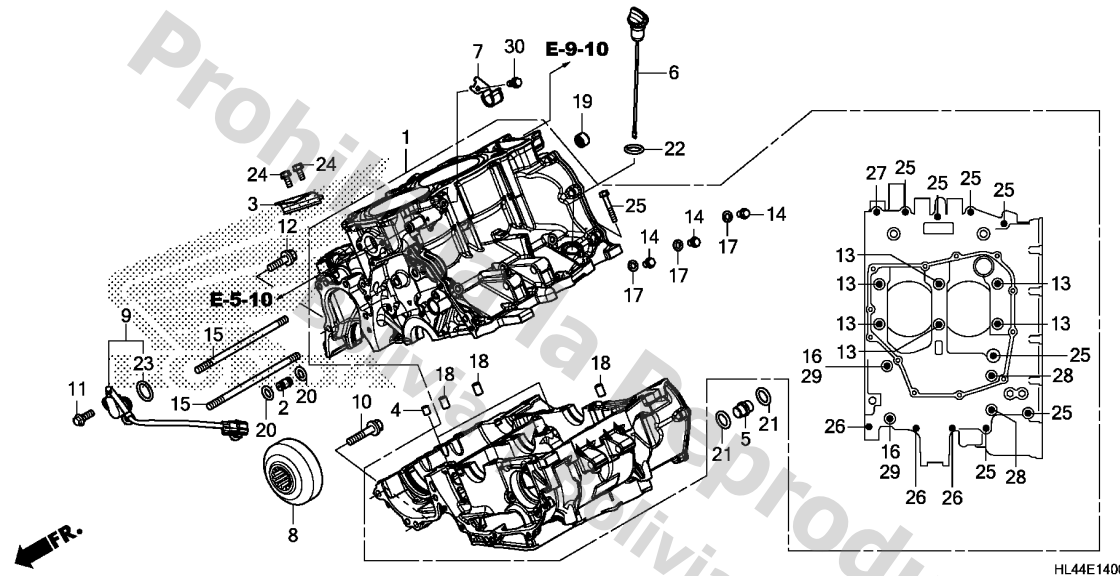
Service item

F.R.T.



HL44E1300

Ref. No.	Part No.	Description	Reqd. QTY				Serial No.	Parts catalogue code
			M3 '16	M3P '16	M5P '16	M5D '16		
1	31200-HL4-003	MOTOR ASSY., STARTER .....	1	1	1	1		
2	31201-MEW-921	BRUSH SET A, CARBON .....	1	1	1	1		
3	31202-MEW-921	BRUSH SET B, CARBON .....	1	1	1	1		
4	31203-MEW-921	HOLDER, BRUSH .....	1	1	1	1		
5	31204-MEW-921	SPRING, CARBON BRUSH .....	4	4	4	4		
6	31205-MEW-921	BOLT, SETTING .....	2	2	2	2		
7	31206-MEW-921	BOLT, TERMINAL .....	1	1	1	1		
8	31207-KS5-901	RING .....	2	2	2	2		
9	31208-MEW-921	INSULATOR .....	1	1	1	1		
10	31209-MEW-921	STOPPER, TERMINAL .....	1	1	1	1		
11	31210-MEW-921	WASHER .....	1	1	1	1		
12	90071-MB0-000	NUT-WASHER, 6MM .....	2	2	2	2		
13	91309-425-003	O-RING, 24.4X3.1 (ARAI) .....	1	1	1	1		
14	91320-MB0-000	O-RING, 4X2 .....	3	3	3	3		
15	93892-05012-08	SCREW-WASHER, 5X12 .....	1	1	1	1		
16	95801-06028-08	BOLT, FLANGE, 6X28 .....	2	2	2	2		



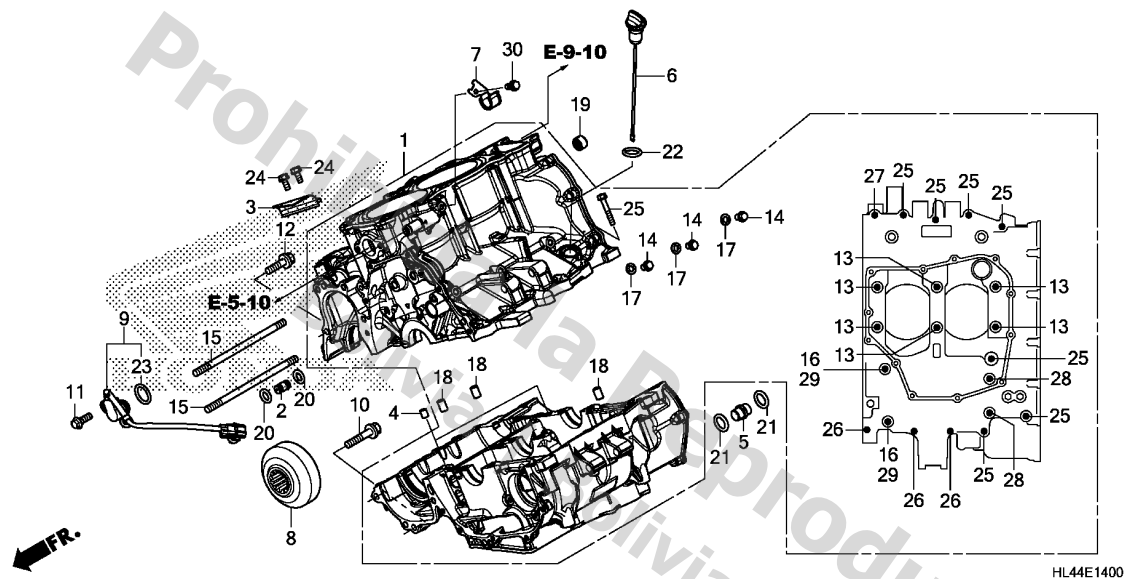
Service item

F.R.T.

Ref. No.	Part No.	Description	Reqd. QTY				Serial No.	Parts catalogue code
			M3	SXS1000 M3P	M5P	M5D		
			'16	'16	'16	'16		
1	11000-HL4-000	CRANKCASE SET .....	1	1	1	1		
2	11145-HL4-000	PIN, OIL GUIDE, 8MM .....	1	1	1	1		
3	11150-HL4-000	COVER, ANGLE SENSOR .....	1	1	1	1		
4	11207-HL4-000	ORIFICE, 1.3MM .....	2	2	2	2		
5	15236-HL4-000	JOINT, SPECIAL .....	1	1	1	1		
6	15660-HL4-000	GAUGE, OIL LEVEL .....	1	1	1	1		
7	17560-HL4-000	STAY, FUEL HOSE .....	1	1	1	1		
8	23060-HL4-000	DAMPÉR ASSY., FINAL DRIVE ...	1	1	1	1		
9	38800-HL4-003	SENSOR ASSY., ANGLE(350DEGREE)	1	1	1	1		
10	90003-MCS-000	BOLT, FLANGE, 8X40 .....	2	2	2	2		
11	90011-MGE-D00	BOLT, KNOCK, 6MM .....	1	1	1	1		
12	90014-HL4-000	BOLT, FLANGE, 8X28 .....	1	1	1	1		
13	90015-HL4-003	BOLT, FLANGE, 10X110 .....	6	6	6	6		
14	90024-612-000	BOLT, SEALING, 8MM .....	3	3	3	3		
15	90031-HL4-000	BOLT, STUD, 8X167 .....	2	2	2	2		
16	90442-MR1-770	WASHER, SEALING, 8MM .....	2	2	2	2		
17	90471-580-000	PACKING, 8MM .....	3	3	3	3		
18	90701-MV9-670	DOWEL PIN, 10X16 .....	3	3	3	3		
19	91024-MGS-D21	BEARING, NEEDLE, 12X18X12 ...	1	1	1	1		
20	91305-MG7-003	O-RING, 5X1.7(ARAI) .....	2	2	2	2		
21	91306-HL4-000	O-RING, 22.8X2.4 .....	2	2	2	2		
22	91307-035-000	O-RING, 18X3 .....	1	1	1	1		
23	91310-MGE-D01	O-RING, 16.5X2.5 .....	1	1	1	1		
24	95701-06014-00	BOLT, FLANGE, 6X14 .....	2	2	2	2		
25	95701-06040-00	BOLT, FLANGE, 6X40 .....	8	8	8	8		







Ref. No.	Part No.	Description	Reqd. QTY				Serial No.	Parts catalogue code
			M3 '16	M3P '16	M5P '16	M5D '16		
26	95701-06050-00	BOLT, FLANGE, 6X50	3	3	3	3		
27	95701-06060-00	BOLT, FLANGE, 6X60	1	1	1	1		
28	95701-08040-00	BOLT, FLANGE, 8X40	2	2	2	2		
29	95701-08065-00	BOLT, FLANGE, 8X65	2	2	2	2		
30	96001-06012-00	BOLT, FLANGE, 6X12	1	1	1	1		

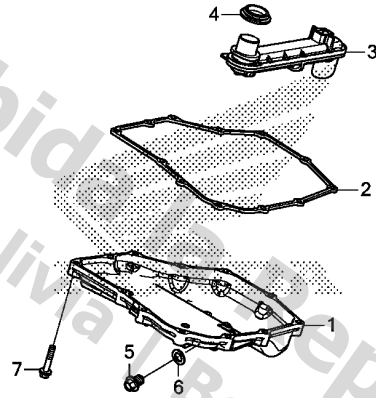
2

E-14-10

OIL PAN

F 3

FR.



HL44E1410

Service item

F.R.T.

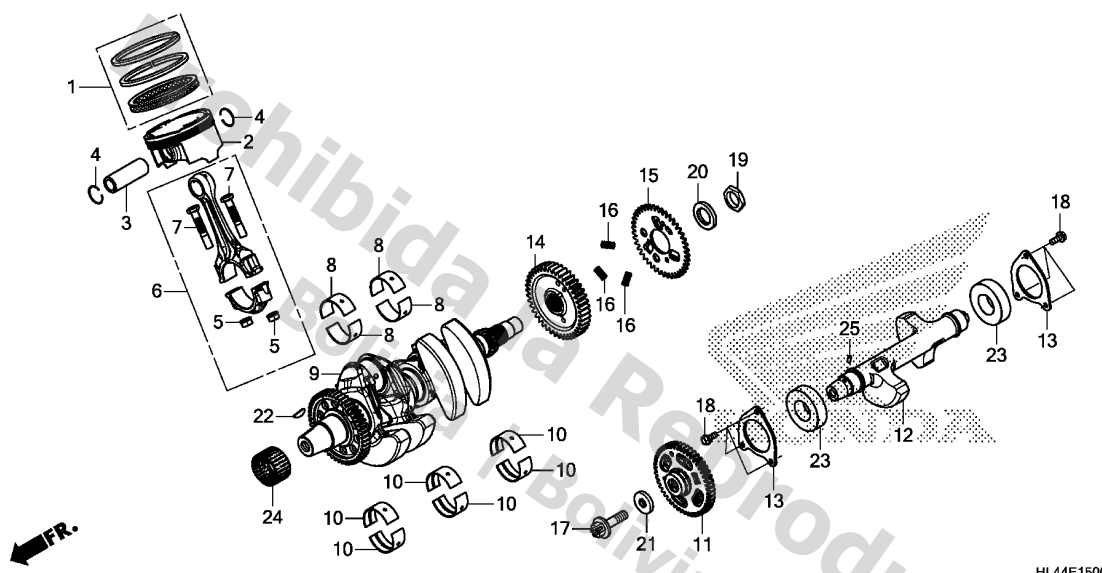
Ref. No.	Part No.	Description	Reqd. QTY				Serial No.	Parts catalogue code
			M3 '16	M3P '16	M5P '16	M5D '16		
1	11211-HL4-000	PAN, OIL .....	1	1	1	1		
2	11395-HL4-003	GASKET, OIL PAN .....	1	1	1	1		
3	15150-HL4-003	STRAINER COMP., OIL .....	1	1	1	1		
4	15154-MAT-000	PACKING, OIL STRAINER .....	1	1	1	1		
5	90131-883-000	BOLT, DRAIN PLUG, 12X15 .....	1	1	1	1		
6	94109-12000	WASHER, DRAIN PLUG, 12MM .....	1	1	1	1		
7	95701-06030-00	BOLT, FLANGE, 6X30 .....	12	12	12	12		

2

E-15

CRANKSHAFT/PISTON

F 4

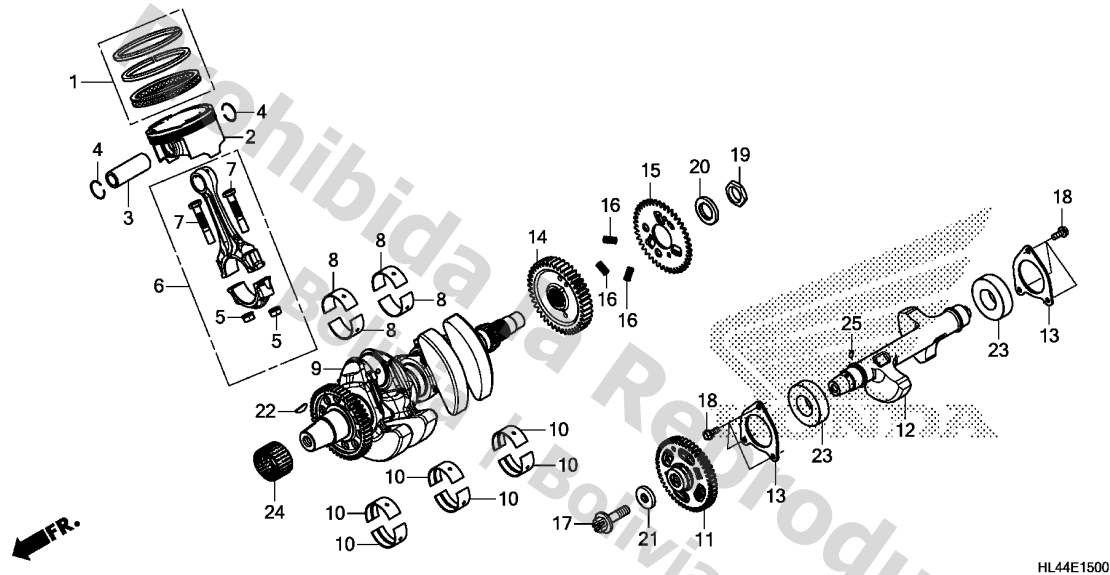


Service item

F.R.T.

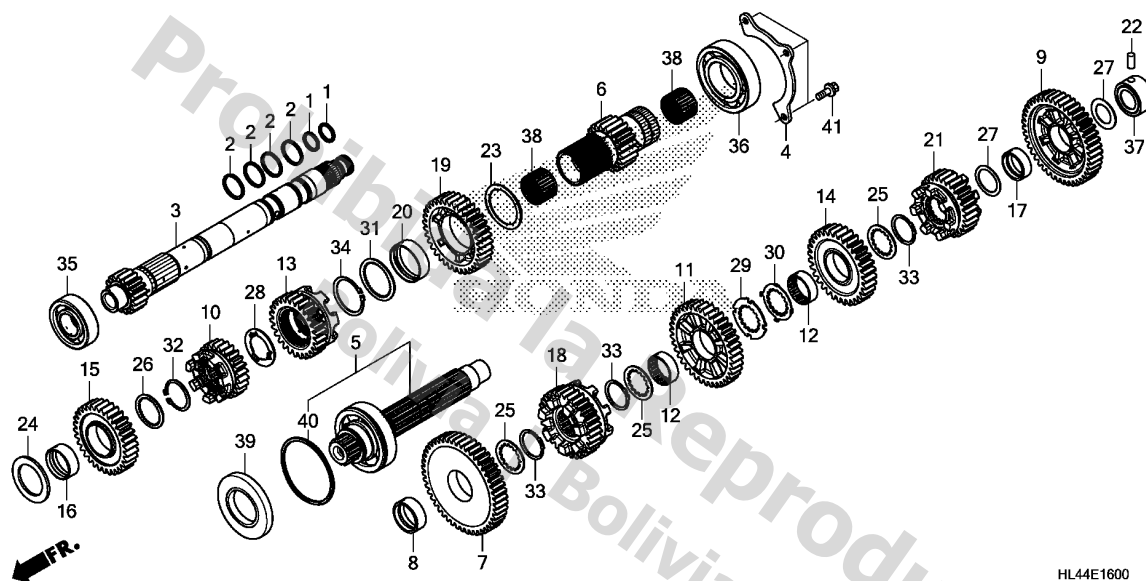
HL44E1500

Ref. No.	Part No.	Description	Reqd. QTY				Serial No.	Parts catalogue code
			M3 '16	SXS1000 M3P '16	M5P '16	M5D '16		
1	13010-HP0-A01	RING SET, PISTON(STD.)	2	2	2	2		
	13011-HP0-A01	RING SET, PISTON(O.25)	(2)	(2)	(2)	(2)		
2	13101-HL4-000	PISTON(STD.)	2	2	2	2		
	13102-HL4-305	PISTON(O.S. 0.25)	(2)	(2)	(2)	(2)		
3	13111-HL4-000	PIN, PISTON	2	2	2	2		
4	13112-MC7-000	CLIP, PISTON PIN, 22MM	4	4	4	4		
5	13205-ME2-000	NUT, CONNECTING ROD	4	4	4	4		
6	13210-HL4-000	ROD ASSY., CONNECTING	2	2	2	2		
7	13213-ME2-000	BOLT, CONNECTING ROD	4	4	4	4		
8	13215-HL4-003	BEARING A, CONNECTING ROD (BLACK)	4	4	4	4		
	13216-HL4-003	BEARING B, CONNECTING ROD (BROWN)	4	4	4	4		
	13217-HL4-003	BEARING C, CONNECTING ROD (GREEN)	4	4	4	4		
	13218-HL4-003	BEARING D, CONNECTING ROD (YELLOW)	4	4	4	4		
	13219-HL4-003	BEARING E, CONNECTING ROD (WHITE)	4	4	4	4		
9	13300-HL4-000	CRANKSHAFT COMP.	1	1	1	1		
10	13315-HL4-003	BEARING A, CRANKSHAFT (BROWN)	6	6	6	6		
	13316-HL4-003	BEARING B, CRANKSHAFT (GREEN)	6	6	6	6		
	13317-HL4-003	BEARING C, CRANKSHAFT (YELLOW)	6	6	6	6		
	13318-HL4-003	BEARING D, CRANKSHAFT (WHITE)	6	6	6	6		
	13319-HL4-003	BEARING E, CRANKSHAFT (PURPLE)	6	6	6	6		
11	13420-HL4-000	GEAR ASSY., BALANCER DRIVEN	1	1	1	1		
12	13421-HL4-000	SHAFT, BALANCER	1	1	1	1		



Ref. No.	Part No.	Description	Reqd. QTY				Serial No.	Parts catalogue code
			M3 '16	SXS1000 M3P '16	M5P '16	M5D '16		
13	13481-HL4-000	PLATE, BALANCER BEARING SET	2	2	2	2		
14	23103-HL4-000	GEAR, PRIMARY DRIVE(43T)	1	1	1	1		
15	23104-HL4-000	SUB GEAR, PRIMARY(43T)	1	1	1	1		
16	23115-MW4-000	SPRING, PRIMARY DAMPER	3	3	3	3		
17	90005-HL4-000	BOLT, SPECIAL, 10X37.2 (LEFT HAND THREAD)	1	1	1	1		
18	90012-HL4-000	BOLT, FLANGE, 6X16	6	6	6	6		
19	90201-HL4-000	NUT, LOCK, 22MM	1	1	1	1		
20	90404-HL4-000	WASHER, 22X37X5	1	1	1	1		
21	90405-HL4-000	WASHER, 10.3X30X5	1	1	1	1		
22	90742-KYJ-900	KEY, WOODRUFF, 25X18	1	1	1	1		
23	91016-HL4-003	BEARING, RADIAL BALL SPECIAL, 62/28	2	2	2	2		
24	91018-HL4-003	BEARING, NEEDLE, 39X44X23.8	1	1	1	1		
25	96220-40100	ROLLER, 4X10	1	1	1	1		

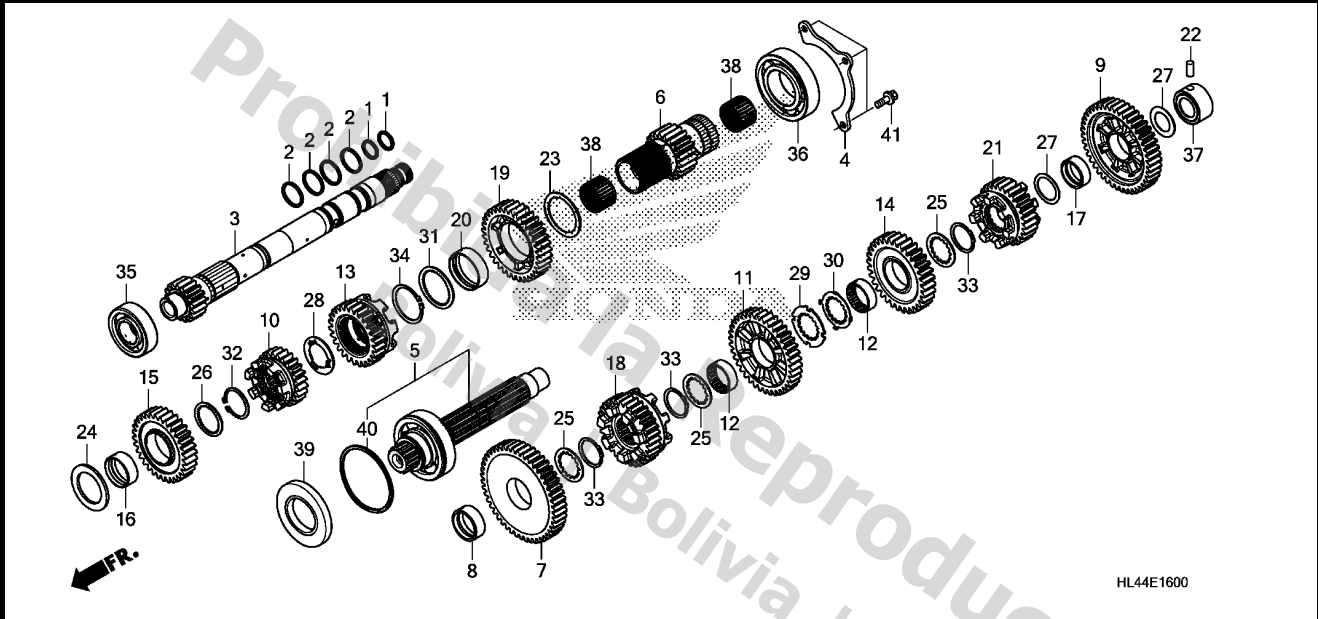




Service item F.R.T.

HL44E1600

Ref. No.	Part No.	Description	Reqd. QTY				Serial No.	Parts catalogue code
			M3 '16	SXS1000 M3P '16	M5P '16	M5D '16		
1	22814-RGC-003	SEAL, RING(21.2MM) .....	2	2	2	2		
2	22815-MGE-D01	RING, SEAL, 28MM .....	4	4	4	4		
3	23210-HL4-000	MAINSHAFT COMP., INNER .....	1	1	1	1		
4	23213-HL4-000	PLATE, BEARING SETTING .....	1	1	1	1		
5	23220-HL4-000	COUNTERSHAFT COMP. ....	1	1	1	1		
6	23231-HL4-000	MAINSHAFT, OUTER(21T) .....	1	1	1	1		
7	23421-HL4-000	GEAR, COUNTERSHAFT FIRST(47T)	1	1	1	1		
8	23422-HL4-000	COLLAR, 30X35X13 .....	1	1	1	1		
9	23441-HL4-000	GEAR, COUNTERSHAFT SECOND(43T)	1	1	1	1		
10	23451-HL4-000	GEAR, MAINSHAFT THIRD(24T) ..	1	1	1	1		
11	23461-HL4-000	GEAR, COUNTERSHAFT THIRD(38T)	1	1	1	1		
12	23462-MAT-000	COLLAR, SPLINE, 30X11 .....	2	2	2	2		
13	23471-HL4-000	GEAR, MAINSHAFT FOURTH(26T) ..	1	1	1	1		
14	23481-HL4-000	GEAR, COUNTERSHAFT FOURTH(32T)	1	1	1	1		
15	23491-HL4-000	GEAR, MAINSHAFT FIFTH(32T) ..	1	1	1	1		
16	23492-HL4-000	COLLAR, 32X35X13.5 .....	1	1	1	1		
17	23495-HL4-000	COLLAR, 22X25X13 .....	1	1	1	1		
18	23501-HL4-000	GEAR, COUNTERSHAFT FIFTH(31T)	1	1	1	1		
19	23511-HL4-000	GEAR, MAINSHAFT SIXTH(35T) ..	1	1	1	1		
20	23512-MGE-D00	COLLAR, 40X43X12.5 .....	1	1	1	1		
21	23521-HL4-000	GEAR, COUNTERSHAFT SIXTH(28T)	1	1	1	1		
22	24261-283-000	PIN, GEARSHIFT FORK GUIDE ...	1	1	1	1		
23	90411-MGE-D00	WASHER, 40.2X51X1 .....	1	1	1	1		
24	90445-KE5-000	WASHER, 32MM .....	1	1	1	1		
25	90452-HL4-000	WASHER, SPLINE, 30X38X1.5 ...	3	3	3	3		

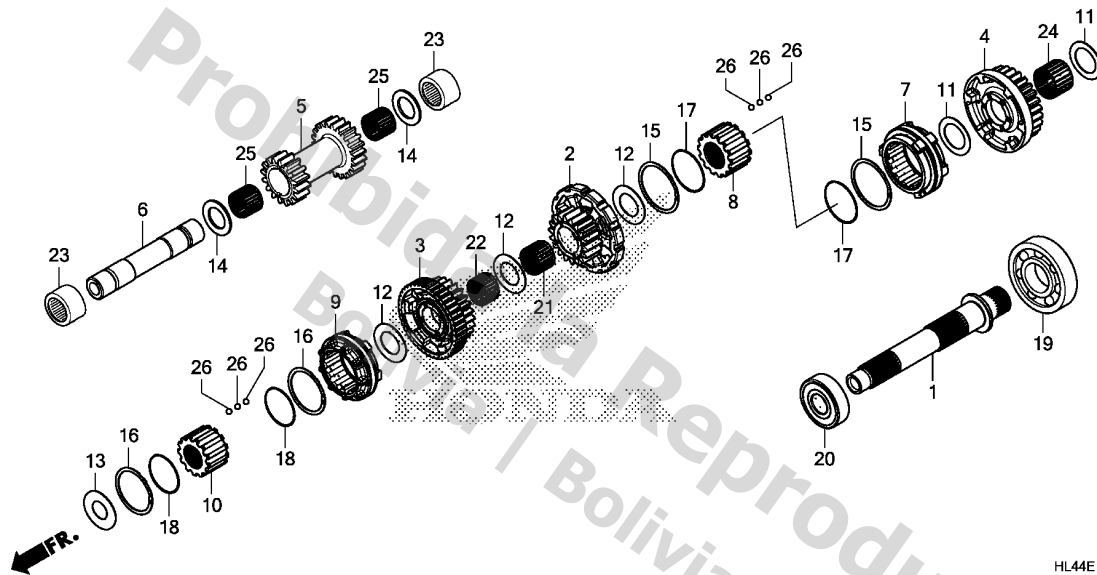


Ref. No.	Part No.	Description	Reqd. QTY				Serial No.	Parts catalogue code
			M3 '16	M3P '16	M5P '16	M5D '16		
26	90452-MCA-000	WASHER, SPLINE, 32X17X1.667	1	1	1	1		
27	90455-ML7-000	WASHER B, THRUST, 22MM(BLUE)	2	2	2	2		
28	90463-HL4-000	WASHER, SPECIAL, 28X42X2	1	1	1	1		
29	90463-MAT-000	WASHER, SPLINE, 30MM	1	1	1	1		
30	90464-MAT-000	WASHER, LOCK, 30MM	1	1	1	1		
31	90493-MGE-D00	WASHER, SPLINE, 40MM	1	1	1	1		
32	90604-MCA-780	CIRCLIP, 32MM	1	1	1	1		
33	90604-MM5-000	CIRCLIP, 30MM	3	3	3	3		
34	90605-MGE-D00	CIRCLIP, 40MM	1	1	1	1		
35	91010-HL4-003	BEARING, RADIAL BALL, 63/22U	1	1	1	1		
36	91023-HL4-003	BEARING, RADIAL BALL, 40X76X18	1	1	1	1		
37	91023-MM5-641	BEARING, NEEDLE, 22MM	1	1	1	1		
38	91024-HL4-003	BEARING, NEEDLE, 28X32X21	2	2	2	2		
39	91207-HL4-003	OIL SEAL, 39X72X8.4	1	1	1	1		
40	94560-72200	RING, SNAP, 72MM	1	1	1	1		
41	95701-06016-00	BOLT, FLANGE, 6X16	3	3	3	3		

E-16-10

FINAL DRIVE SHAFT

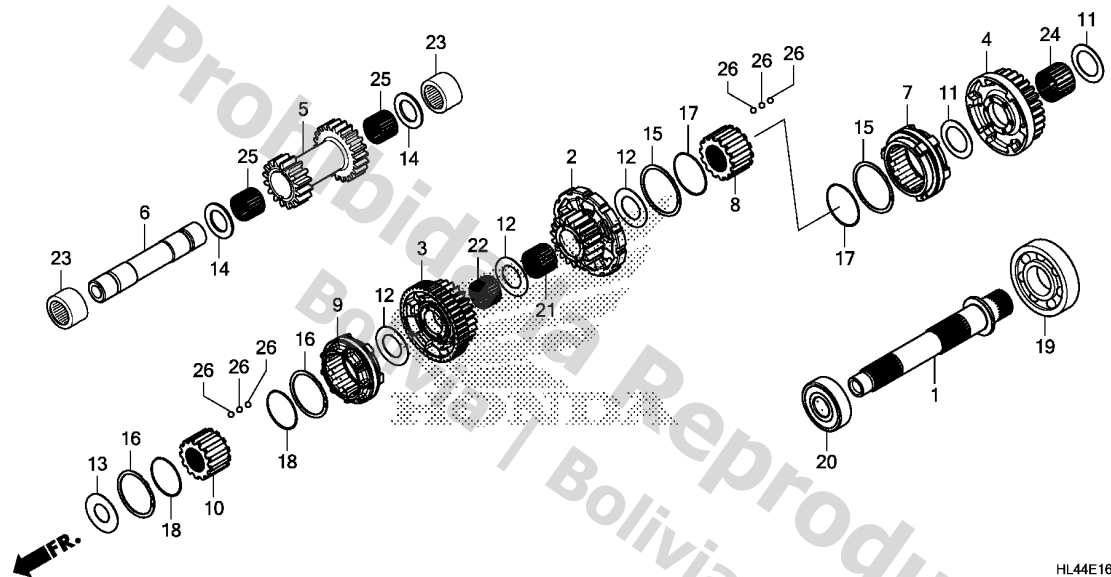
F 8



Service item

F.R.T.

Ref. No.	Part No.	Description	Reqd. QTY				Serial No.	Parts catalogue code
			M3 '16	M3P '16	M5P '16	M5D '16		
1	23251-HL4-000	SHAFT, FINAL DRIVE .....	1	1	1	1		
2	23650-HL4-000	GEAR COMP., FINAL DRIVE LOW ..	1	1	1	1		
3	23670-HL4-000	GEAR COMP., FINAL DRIVE HIGH ..	1	1	1	1		
4	23691-HL4-000	GEAR, REVERSE DRIVE(27T) .....	1	1	1	1		
5	23701-HL4-000	GEAR, REVERSE IDLE(16T/20T) ..	1	1	1	1		
6	23711-HL4-000	SHAFT, REVERSE IDLE .....	1	1	1	1		
7	23751-HL4-000	SHIFTER, LOW REVERSE .....	1	1	1	1		
8	23752-HL4-000	COLLAR, LOW REVERSE SHIFTER ..	1	1	1	1		
9	23761-HL4-000	SHIFTER, HIGH .....	1	1	1	1		
10	23762-HL4-000	COLLAR, HIGH SHIFTER .....	1	1	1	1		
11	90412-HL4-000	WASHER, 29X43X1 .....	2	2	2	2		
12	90414-HL4-000	WASHER, 26X44X1 .....	3	3	3	3		
13	90416-HL4-000	WASHER, SPECIAL, 22X43X2 .....	1	1	1	1		
14	90417-HL4-000	WASHER, SPECIAL, 25X40X2 .....	2	2	2	2		
15	90613-HL4-000	RING, INTERNAL LOW REVERSE DOUBLE COIL	2	2	2	2		
16	90614-HL4-000	RING, INTERNAL HIGH REVERSE DOUBLE COIL	2	2	2	2		
17	90616-HL4-000	CLIP, 45.1MM .....	2	2	2	2		
18	90617-HL4-000	CLIP, 41.1MM .....	2	2	2	2		
19	91001-PPP-005	BEARING, BALL, 28X64X15 .....	1	1	1	1		
20	91002-HL4-003	BEARING, RADIAL BALL, 63/22 ..	1	1	1	1		
21	91022-HL4-003	BEARING, NEEDLE, 26X30X21 ...	1	1	1	1		
22	91027-HL4-003	BEARING, NEEDLE, 26X30X17 ...	1	1	1	1		
23	91030-HL4-003	BEARING, NEEDLE, 25X32X20 ...	2	2	2	2		



HL44E1610

Ref. No.	Part No.	Description	Reqd. QTY				Serial No.	Parts catalogue code
			M3 '16	SXS1000 M3P '16	M5P '16	M5D '16		

24	91107-KYJ-902	BEARING, NEEDLE, 29X34X24 ...	1	1	1	1	
25	91108-PE6-008	BEARING, NEEDLE, 25X30X23 ...	2	2	2	2	
26	96211-07000	BALL, STEEL, #7(7/32) .....	81	81	81	81	

2

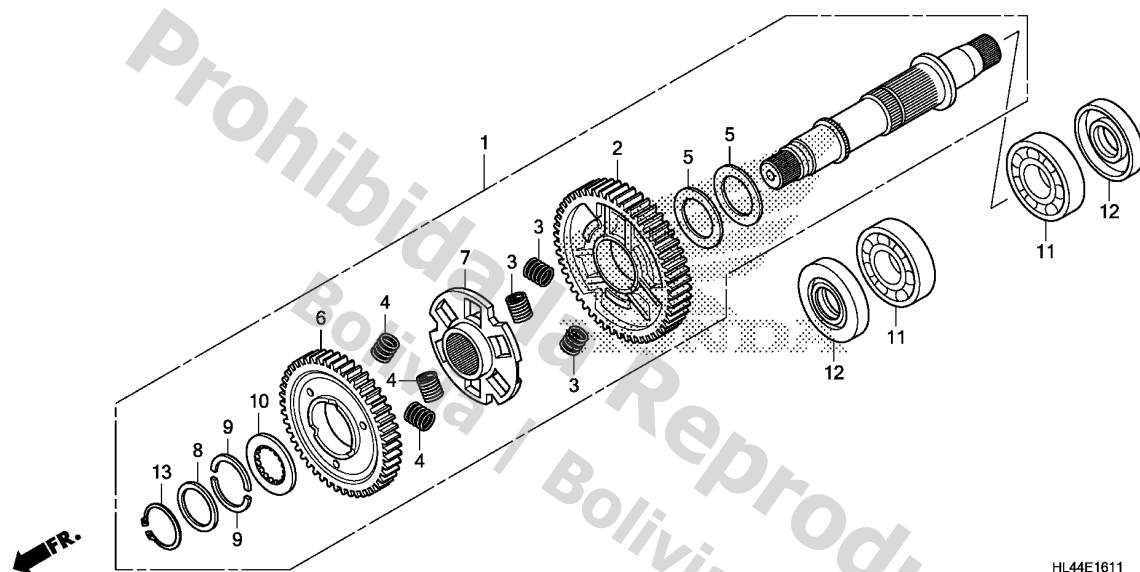


E-16-11

FINAL DRIVEN SHAFT

F10

Service item F.R.T.



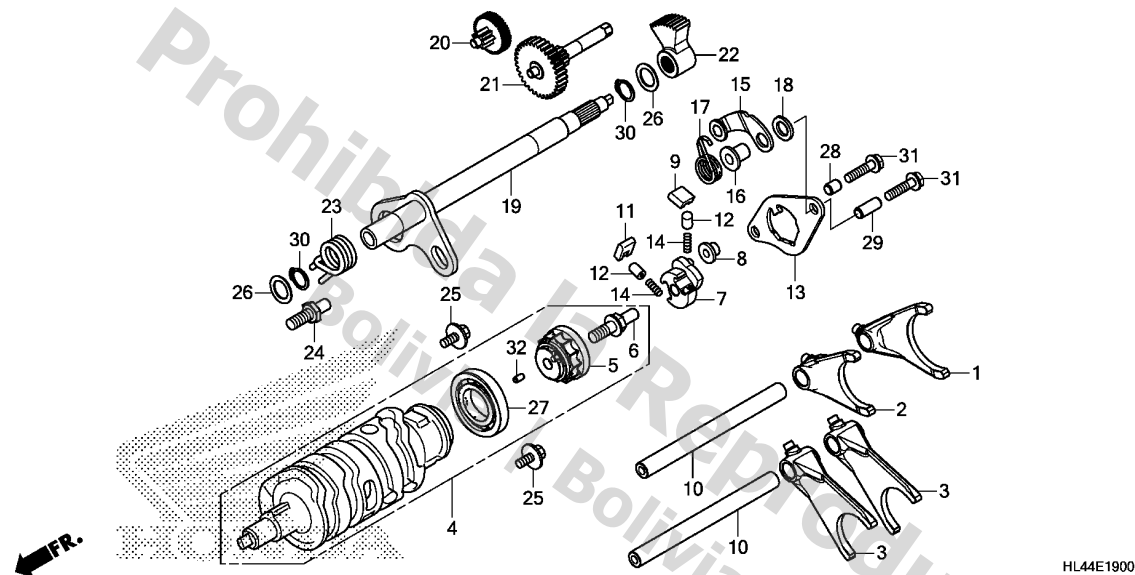
Ref. No.	Part No.	Description	Reqd. QTY				Serial No.	Parts catalogue code
			M3 '16	M3P '16	M5P '16	M5D '16		
1	23040-HL4-000	SHAFT ASSY., FINAL DRIVEN ...	1	1	1	1		
2	23661-HL4-000	GEAR, FINAL DRIVEN LOW(48T) .	1	1	1	1		
3	23663-HL4-000	SPRING A, DAMPER .....	3	3	3	3		
4	23664-HL4-000	SPRING B, DAMPER .....	3	3	3	3		
5	23665-HL4-000	SPRING, FINAL DRIVEN DAMPER FRICTION	2	2	2	2		
6	23681-HL4-000	GEAR, FINAL DRIVEN HIGH(47T)	1	1	1	1		
7	23682-HL4-000	HOLDER, FINAL DRIVEN .....	1	1	1	1		
8	23723-HL4-000	RETAINER, FINAL DRIVEN SHAFT						
9	23724-HL4-000	COTTER, FINAL DRIVEN .....	1	1	1	1		
10	90421-HL4-000	WASHER, SPLINE, 36X54X4 .....	1	1	1	1		
11	91025-HL4-003	BEARING, SPECIAL BALL, 63/28	2	2	2	2		
12	91201-HL4-003	OIL SEAL, 30X50X8 .....	2	2	2	2		
13	94510-36000	CIRCLIP, EXTERNAL, 36MM .....	1	1	1	1		

2

E-19

## GEARSHIFT FORK(TRANSMISSION)

F11

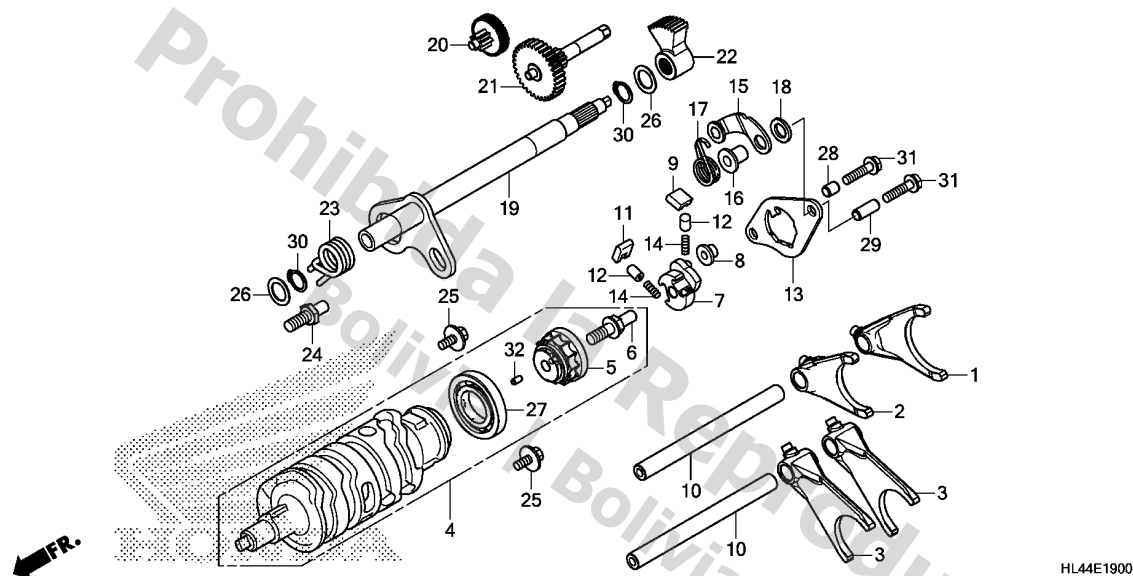


Service item

F.R.T.

Ref. No.	Part No.	Description	Reqd. QTY				Serial No.	Parts catalogue code
			M3 '16	SXS1000 M3P '16	M5P '16	M5D '16		
1	24211-HL4-000	FORK, OUTER GEARSHIFT(MAIN) -	1	1	1	1		
2	24212-HL4-000	FORK, INNER GEARSHIFT(MAIN) -	1	1	1	1		
3	24213-HL4-000	FORK, CENTER GEARSHIFT -	2	2	2	2		
4	24310-HL4-000	DRUM ASSY., GEARSHIFT -	1	1	1	1		
5	24312-HL4-000	CENTER, SHIFT DRUM -	1	1	1	1		
6	24315-HL4-000	PIN, SHIFTER -	1	1	1	1		
7	24321-KT8-030	SHIFTER, DRUM -	1	1	1	1		
8	24322-MM4-000	COLLAR, SHIFTER -	1	1	1	1		
9	24324-KA3-711	PAWL A, RATCHET -	1	1	1	1		
10	24325-HL4-000	SHAFT, GEARSHIFT FORK -	2	2	2	2		
11	24325-KA3-711	PAWL B, RATCHET -	1	1	1	1		
12	24326-KBH-901	PLUNGER, PAWL -	2	2	2	2		
13	24328-HL4-000	PLATE, CHANGE GUIDE -	1	1	1	1		
14	24329-KA3-740	SPRING, PAWL PLUNGER -	2	2	2	2		
15	24430-HL4-000	STOPPER COMP., GEARSHIFT DRUM	1	1	1	1		
16	24434-HL4-000	COLLAR, SHIFT DRUM STOPPER PLATE	1	1	1	1		
17	24435-HP5-600	SPRING, SHIFT DRUM STOPPER -	1	1	1	1		
18	24437-HL4-000	COLLAR, DRUM STOPPER SIDE -	1	1	1	1		
19	24610-HL4-000	SPINDLE COMP., GEARSHIFT -	1	1	1	1		
20	24615-MGE-D01	GEAR, SHIFT REDUCTION(45T/7T)	1	1	1	1		
21	24616-HL4-000	GEAR COMP., SHIFT REDUCTION (32T/12T)	1	1	1	1		
22	24617-HL4-003	GEAR, SHIFT REDUCTION(9T) -	1	1	1	1		
23	24651-HL4-000	SPRING, GEARSHIFT RETURN -	1	1	1	1		

2



Ref. No.	Part No.	Description	Reqd. QTY				Serial No.	Parts catalogue code
			M3 '16	M3P '16	M5P '16	M5D '16		
24	24652-HA0-000	PIN, GEARSHIFT RETURN SPRING	1	1	1	1		
25	90021-MM5-000	BOLT-WASHER, 6X12	2	2	2	2		
26	90433-MEY-670	WASHER, 14.2X24	2	2	2	2		
27	91008-MFJ-D01	BEARING, SPECIAL BALL, 6500	1	1	1	1		
28	94301-08100	DOWEL PIN, 8X10	1	1	1	1		
29	94301-08140	DOWEL PIN, 8X14	1	1	1	1		
30	94510-14000	CIRCLIP, EXTERNAL, 14MM	2	2	2	2		
31	95801-06028-00	BOLT, FLANGE, 6X28	2	2	2	2		
32	96220-40080	ROLLER, 4X8	1	1	1	1		

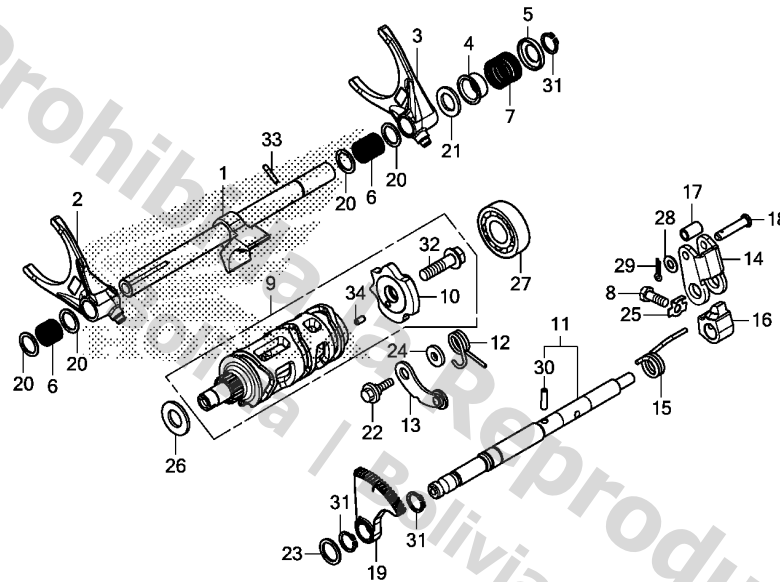
E-19-10

GEARSHIFT FORK(SUB TRANSMISSION)

F13

Service item

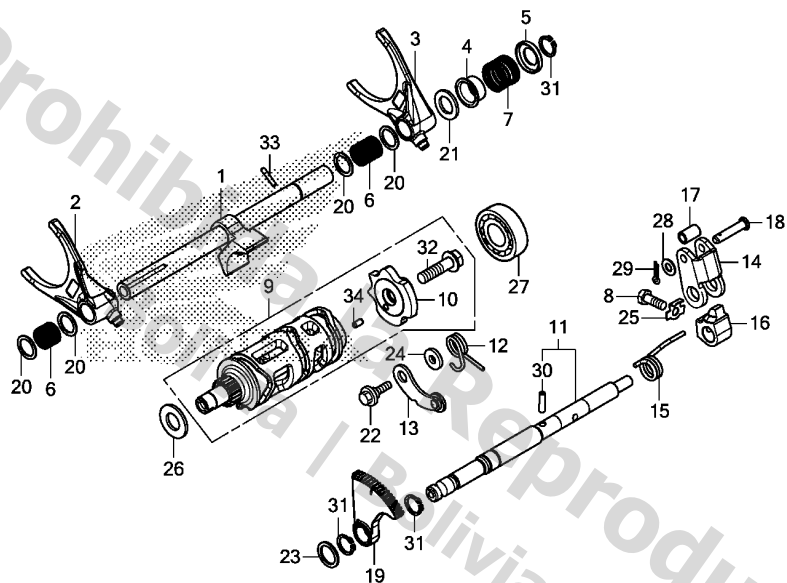
F.R.T.



HL44E1910

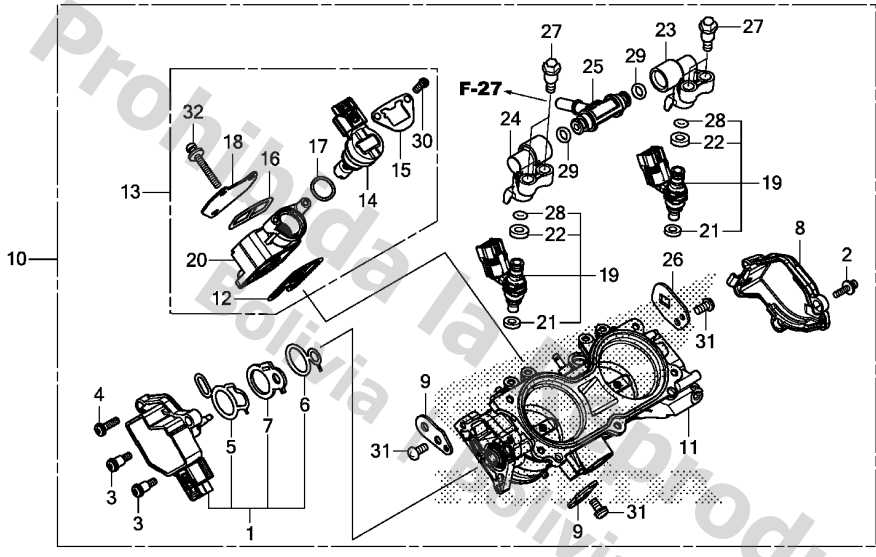
Ref. No.	Part No.	Description	Reqd. QTY				Serial No.	Parts catalogue code
			M3 '16	SXS1000 M3P '16	M5P '16	M5D '16		
1	24210-HL4-000	SHAFT COMP., SHIFT FORK	1	1	1	1		
2	24214-HL4-000	FORK, SUB GEARSHIFT(FR.)	1	1	1	1		
3	24215-HL4-000	FORK, SUB GEARSHIFT(RR.)	1	1	1	1		
4	24221-HL4-000	SEAT, SPRING B	1	1	1	1		
5	24222-HL4-000	GUIDE, SPRING B	1	1	1	1		
6	24231-HL4-000	SPRING A, GEARSHIFT FORK	2	2	2	2		
7	24232-HL4-000	SPRING B, GEARSHIFT FORK	1	1	1	1		
8	24282-634-000	BOLT, SHAFT FORK SETTING	1	1	1	1		
9	24320-HL4-000	DRUM ASSY., SUB TRANSMISSION	1	1	1	1		
10	24331-HL4-000	CENTER, GEARSHIFT DRUM	1	1	1	1		
11	24420-HL4-000	SHAFT COMP., CONTROL	1	1	1	1		
12	24435-HN8-000	SPRING, SHIFT DRUM STOPPER	1	1	1	1		
13	24440-HL4-000	STOPPER COMP., GEARSHIFT DRUM	1	1	1	1		
14	24532-PN6-003	LEVER, PARKING BRAKE	1	1	1	1		
15	24535-PRP-040	SPRING, PARKING BRAKE	1	1	1	1		
16	24538-PA9-003	STOPPER, PARKING BRAKE(2)	1	1	1	1		
17	24553-PN6-000	ROLLER, PARKING BRAKE	1	1	1	1		
18	24555-PN6-000	PIN, ROLLER, 6MM	1	1	1	1		
19	24682-HL4-003	ARM, GEARSHIFT	1	1	1	1		
20	90001-HL4-000	WASHER, THRUST, 14MM	4	4	4	4		
21	90004-HL4-000	WASHER, THRUST, 14X23X2	1	1	1	1		
22	90022-MG8-000	PIVOT, SHIFT DRUM STOPPER ARM	1	1	1	1		
23	90406-HL4-000	WASHER, THRUST, 14.1MM	1	1	1	1		
24	90417-360-000	WASHER, DRUM STOPPER	1	1	1	1		
25	90433-639-000	WASHER, LOCK, 6MM	1	1	1	1		

2



HL44E1910

Ref. No.	Part No.	Description	Reqd. QTY				Serial No.	Parts catalogue code
			M3 '16	M3P '16	M5P '16	M5D '16		
26	90451-141-000	WASHER, THRUST, 13.5MM .....	1	1	1	1		
27	91012-HL4-003	BEARING, RADIAL BALL, 17X40X9 .....	1	1	1	1		
28	94101-06800	WASHER, PLAIN, 6MM .....	1	1	1	1		
29	94201-16120	PIN, SPLIT, 1.6X12 .....	1	1	1	1		
30	94305-40162	PIN, SPRING, 4X16 .....	1	1	1	1		
31	94510-14000	CIRCLIP, EXTERNAL, 14MM .....	3	3	3	3		
32	95701-08030-00	BOLT, FLANGE, 8X30 .....	1	1	1	1		
33	96220-30160	ROLLER, 3X16 .....	1	1	1	1		
34	96220-40080	ROLLER, 4X8 .....	1	1	1	1		

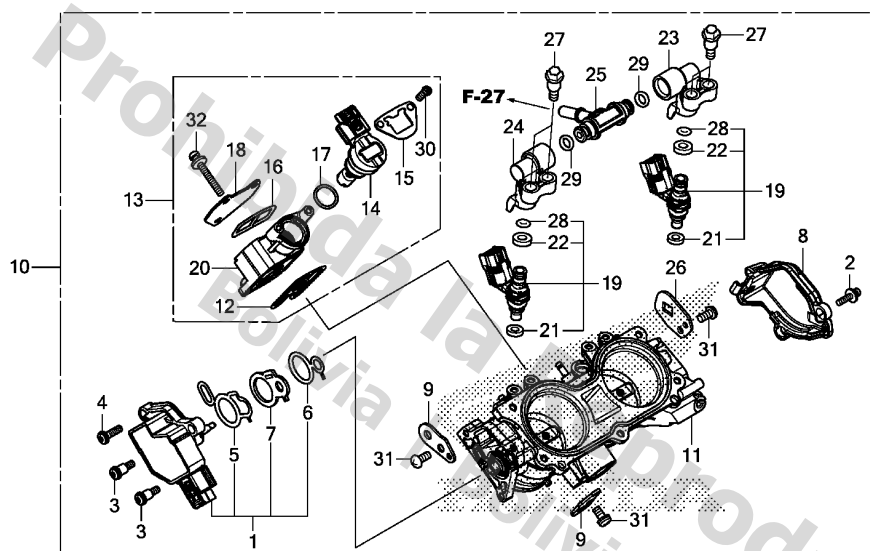


HL44E2300

Service item F.R.T.

Ref. No.	Part No.	Description	Reqd. QTY				Serial No.	Parts catalogue code
			M3 '16	M3P '16	M5P '16	M5D '16		
1	16060-HL4-003	SENSOR SET .....	1	1	1	1		
2	16080-HP5-601	SCREW-WASHER .....	1	1	1	1		
3	16081-KPH-701	SCREW, TORX, 5X8.7 .....	2	2	2	2		
4	16082-KPH-701	SCREW, TORX, 5X17 .....	1	1	1	1		
5	16083-HL4-003	O-RING, SENSOR .....	1	1	1	1		
6	16084-HL4-003	O-RING, SENSOR .....	1	1	1	1		
7	16085-MGZ-D01	PLATE .....	1	1	1	1		
8	16157-HN8-A61	COVER, BODY .....	1	1	1	1		
9	16196-HP6-A01	STAY, HARNESS CLAMPER .....	2	2	2	2		
10	16400-HL4-003	THROTTLE BODY ASSY.(GQA4A A)	1	1	1	1		
11	16410-HL4-003	BODY SET .....	1	1	1	1		
12	16428-HL4-003	O-RING .....	1	1	1	1		
13	16430-HL4-003	VALVE SET, IDLE AIR CONTROL .....	1	1	1	1		
14	16431-HL4-003	MOTOR ASSY. ....	1	1	1	1		
15	16433-MEW-921	PLATE, IDLE AIR CONTROL VALVE	1	1	1	1		
16	16434-HL4-003	O-RING .....	1	1	1	1		
17	16435-HN8-A61	O-RING, 17.8X1.9 .....	1	1	1	1		
18	16435-MEH-003	PLATE, IDLE AIR CONTROL VALVE	1	1	1	1		
19	16450-HL4-003	INJECTOR ASSY., FUEL .....	2	2	2	2		
20	16451-HL4-003	BODY COMP., IDLE AIR CONTROL VALVE	1	1	1	1		
21	16472-KPC-D50	RING, SEAL .....	2	2	2	2		
22	16473-HR3-A42	SEAL RING, DUST .....	2	2	2	2		
23	16610-HL4-003	PIPE, FUEL(A) .....	1	1	1	1		
24	16620-HL4-003	PIPE, FUEL(B) .....	1	1	1	1		





HL44E2300

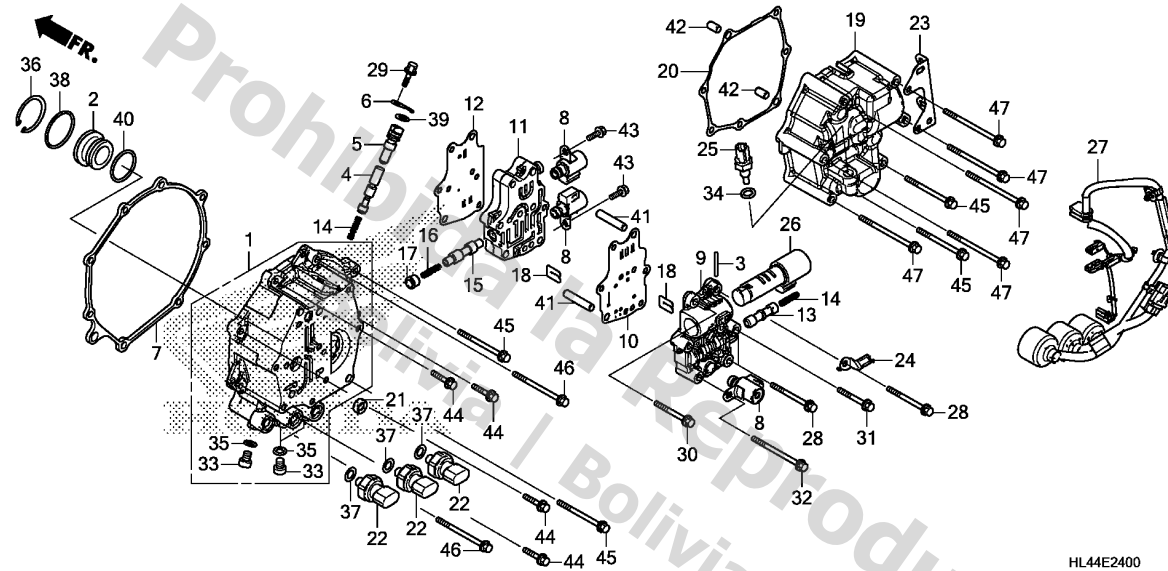
Ref. No.	Part No.	Description	Reqd. QTY				Serial No.	Parts catalogue code
			M3 '16	SXS1000 M3P '16	M5P '16	M5D '16		

25	16630-MFJ-D00	T-JOINT, FUEL .....	1	1	1	1		
26	17567-HL4-003	STAY, HOSE CLAMPER .....	1	1	1	1		
27	90021-MGZ-D02	BOLT, SHOULDER .....	4	4	4	4		
28	91301-KZL-931	O-RING, 6.3X2.2 .....	2	2	2	2		
29	91301-PLC-000	O-RING, 7.47X3.6 .....	2	2	2	2		
30	93500-04008-1H	SCREW, PAN, 4X8 .....	2	2	2	2		
31	93500-05010-1H	SCREW, PAN, 5X10 .....	3	3	3	3		
32	93892-05035-18	SCREW-WASHER, 5X35 .....	3	3	3	3		

E-24

SOLENOID VALVE

G 1



Service item

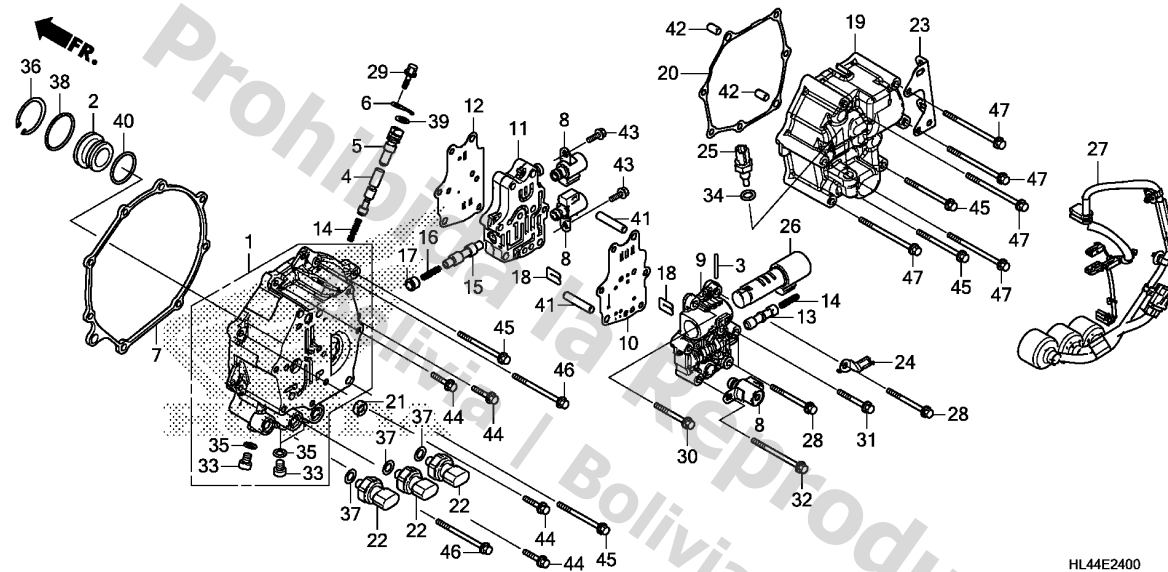
F.R.T.

HL44E2400

Ref. No.	Part No.	Description	Reqd. QTY				Serial No.	Parts catalogue code
			M3	SXS1000 M3P	M5P	M5D		
			'16	'16	'16	'16		
1	11330-HL4-000	COVER COMP., CLUTCH .....	1	1	1	1		
2	11332-MGS-D20	COLLAR, OIL GUIDE .....	1	1	1	1		
3	11339-HL4-000	PIN, SOLENOID STOPPER .....	1	1	1	1		
4	11371-HL4-000	VALVE, EMERGENCY .....	1	1	1	1		
5	11372-HL4-000	BOLT, EMERGENCY .....	1	1	1	1		
6	11373-HL4-000	PLATE, EMERGENCY STOPPER ....	1	1	1	1		
7	11397-HL4-003	GASKET, CLUTCH COVER .....	1	1	1	1		
8	27100-HL4-003	VALVE, SHIFT .....	3	3	3	3		
9	27110-HL4-000	BODY A, CLUTCH CONTROL .....	1	1	1	1		
10	27112-HL4-000	PLATE A, SEPARATE .....	1	1	1	1		
11	27120-HL4-000	BODY B, CLUTCH CONTROL .....	1	1	1	1		
12	27122-HL4-000	PLATE B, SEPARATE .....	1	1	1	1		
13	27211-HP7-A00	VALVE, SHIFT .....	1	1	1	1		
14	27231-HP7-A00	SPRING, VALVE .....	2	2	2	2		
15	27241-HL4-000	VALVE, HOLD .....	1	1	1	1		
16	27251-HL4-000	SPRING, HOLD VALVE .....	1	1	1	1		
17	27261-HL4-000	SLEEVE, HOLD VALVE .....	1	1	1	1		
18	27263-PX3-000	SEAT, VALVE SPRING .....	2	2	2	2		
19	27501-HL4-000	COVER, SOLENOID .....	1	1	1	1		
20	27505-HL4-003	GASKET, SOLENOID COVER .....	1	1	1	1		
21	27750-PF4-000	FILTER, SECONDARY BODY .....	1	1	1	1		
22	28660-RFH-013	SENSOR ASSY., OIL PRESSURE ..	3	3	3	3		
23	32157-HL4-000	STAY, SOLENOID CORD .....	1	1	1	1		
24	32161-HL4-000	STAY, SOLENOID HARNESS INNER	1	1	1	1		

2



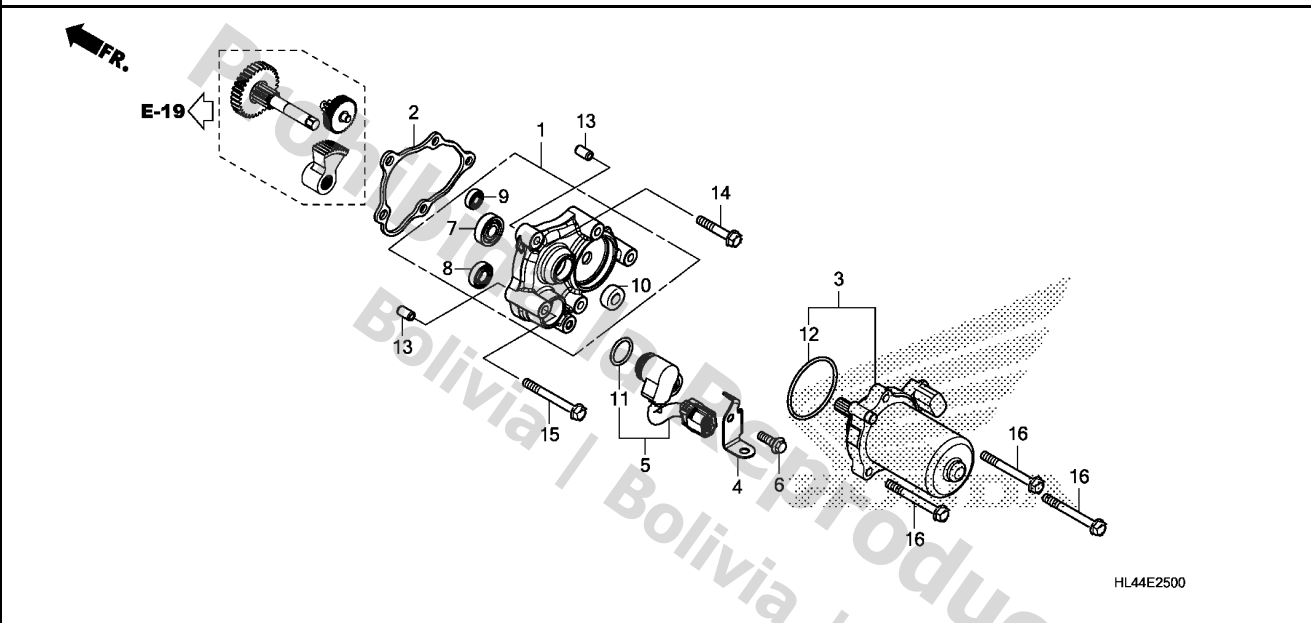


Ref. No.	Part No.	Description	Reqd. QTY				Serial No.	Parts catalogue code
			M3 '16	SXS1000 M3P '16	M5P '16	M5D '16		
25	37750-KPH-701	SENSOR ASSY., THERMOSTAT OIL (PANASONIC)	1	1	1	1		
26	38610-HL4-003	VALVE, LINEAR SOLENOID	1	1	1	1		
27	38611-HL4-000	HARNESS, SOLENOID WIRE	1	1	1	1		
28	90003-PG6-000	BOLT, FLANGE, 6X60	4	4	4	4		
29	90003-SNA-010	BOLT, FLANGE, 6X14	1	1	1	1		
30	90004-PT0-000	BOLT, FLANGE, 6X50	1	1	1	1		
31	90006-HL4-000	BOLT, FLANGE, 6X40	1	1	1	1		
32	90010-HL4-000	BOLT, FLANGE, 6X75	1	1	1	1		
33	90119-SD9-000	BOLT, SEALING, 8MM	3	3	3	3		
34	90443-MB0-000	WASHER, SEALING, 10MM	1	1	1	1		
35	90475-703-000	WASHER C, 8MM	3	3	3	3		
36	90604-RGC-000	CIRCLIP, INTERNAL, 40MM	1	1	1	1		
37	91301-MEH-003	O-RING, 13X1.5	3	3	3	3		
38	91302-MGS-D20	O-RING, 35X2.2	1	1	1	1		
39	91303-HA0-003	O-RING, 11X1.9(ARAI)	1	1	1	1		
40	91344-PC9-004	O-RING, 29X2.4(NOK)	1	1	1	1		
41	91704-PF4-000	DOWEL PIN, 8X40	2	2	2	2		
42	94301-08140	DOWEL PIN, 8X14	2	2	2	2		
43	95701-06014-00	BOLT, FLANGE, 6X14	2	2	2	2		
44	95701-06028-00	BOLT, FLANGE, 6X28	4	4	4	4		
45	95701-06065-00	BOLT, FLANGE, 6X65	4	4	4	4		
46	95701-06075-00	BOLT, FLANGE, 6X75	2	2	2	2		
47	95701-06080-00	BOLT, FLANGE, 6X80	5	5	5	5		

E-25

CONTROL MOTOR

G 3



Service item	F.R.T.
--------------	--------

Ref. No.	Part No.	Description	Reqd. QTY				Serial No.	Parts catalogue code
			M3 '16	M3P '16	M5P '16	M5D '16		
1	11335-HL4-000	COVER COMP., REDUCTION GEAR	1	1	1	1		
2	11398-HL4-003	GASKET, REDUCTION COVER	1	1	1	1		
3	31300-HP5-601	MOTOR ASSY., CONTROL	1	1	1	1		
4	32162-HL4-000	STAY, HARNESS CLIP(B)	1	1	1	1		
5	38810-HL4-003	SENSOR ASSY., ANGLE(40DEGREE)	1	1	1	1		
6	90011-MGE-D00	BOLT, KNOCK, 6MM	1	1	1	1		
7	91001-HL4-003	BEARING, RADIAL BALL, 609ZZ	1	1	1	1		
8	91025-MGS-D21	BEARING, RADIAL BALL, 699ZZ	1	1	1	1		
9	91027-MGS-D21	BEARING, RADIAL BALL, 696ZZ	1	1	1	1		
10	91201-HN8-003	OIL SEAL, 9X18X7(ARAI)	1	1	1	1		
11	91310-MGE-D01	O-RING, 16.5X2.5	1	1	1	1		
12	91351-HM8-A51	O-RING, CONTROL MOTOR	1	1	1	1		
13	94301-08140	DOWEL PIN, 8X14	2	2	2	2		
14	95701-06035-00	BOLT, FLANGE, 6X35	1	1	1	1		
15	95701-06055-00	BOLT, FLANGE, 6X55	1	1	1	1		
16	95701-06055-08	BOLT, FLANGE, 6X55	3	3	3	3		

2

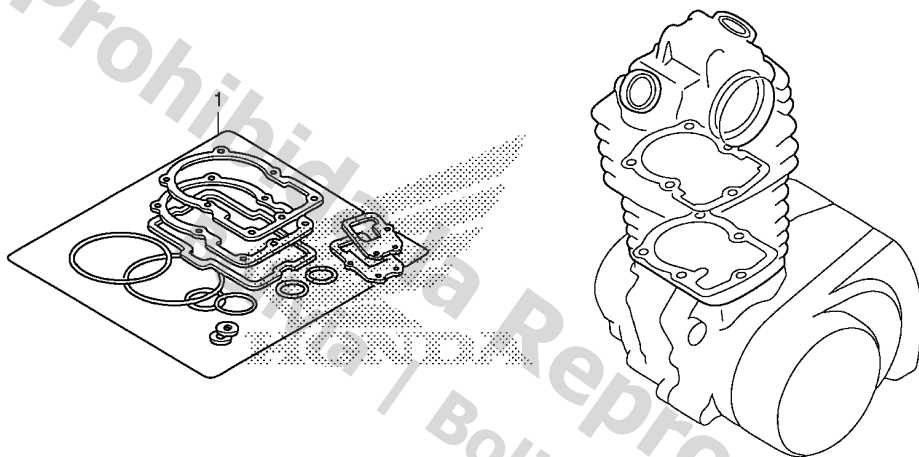
EOP-1

GASKET KIT A

G 4

Service item

F.R.T.



HL44X0100

Ref. No.	Part No.	Description	Reqd. QTY				Serial No.	Parts catalogue code
			M3 '16	SXS1000 M3P '16	M5P '16	M5D '16		
1	06111-HL4-000	GASKET KIT A .....	1	1	1	1		
	12229-HL4-000	SEAL, PLUG TUBE .....	2	2	2	2		
	12251-HL4-003	GASKET, CYLINDER HEAD .....	1	1	1	1		
	12391-HL4-000	GASKET, HEAD COVER .....	1	1	1	1		
	14523-HL4-003	GASKET, TENSIONER HOLE .....	1	1	1	1		
	18229-SNE-A01	GASKET, EX. FLEXIBLE .....	1	1	1	1		
	18291-MM8-880	GASKET, EX. PIPE .....	2	2	2	2		
	90441-706-000	WASHER, SEALING, 6MM .....	1	1	1	1		
	90442-397-000	.....	1	1	1	1		
	90543-MV9-670	RUBBER, MOUNTING .....	3	3	3	3		
	90544-KF0-000	WASHER, SEALING, 14MM .....	1	1	1	1		

2

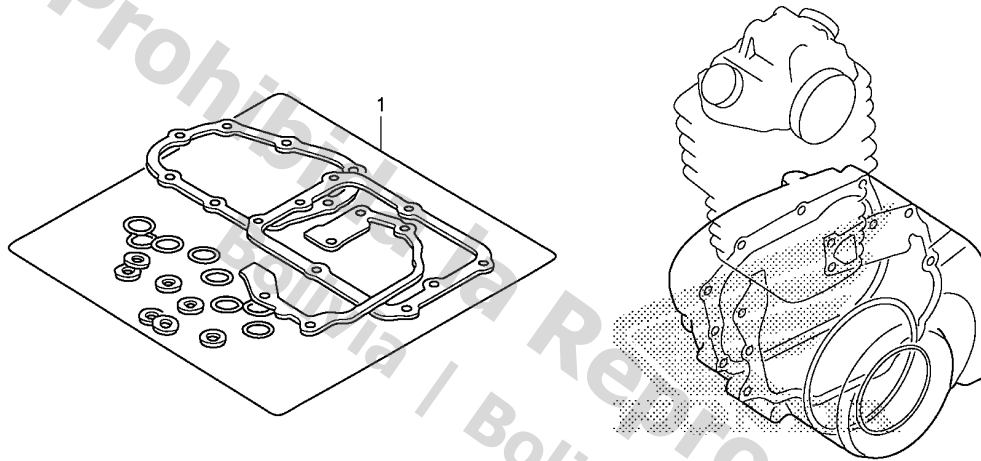
EOP-2

GASKET KIT B

G 5

Service item

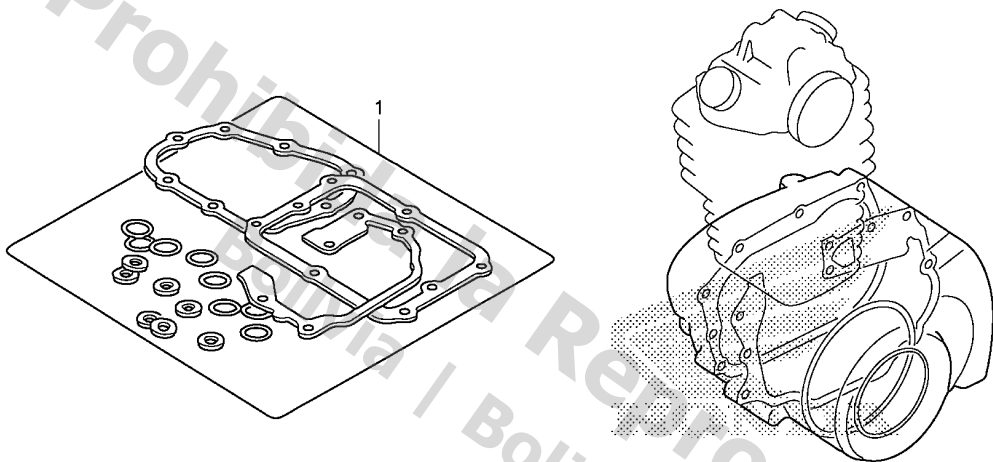
F.R.T.



HL44X0200

Ref. No.	Part No.	Description	Reqd. QTY				Serial No.	Parts catalogue code
			M3 '16	M3P '16	M5P '16	M5D '16		
1	06112-HL4-000	GASKET KIT B .....	1	1	1	1		
	11323-HL4-000	O-RING, SPACER COVER .....	1	1	1	1		
	11394-HL4-003	GASKET, SPACER RR. COVER ....	1	1	1	1		
	11395-HL4-003	GASKET, OIL PAN .....	1	1	1	1		
	11396-HL4-003	GASKET, A.C. GENERATOR COVER ..	1	1	1	1		
	11397-HL4-003	GASKET, CLUTCH COVER .....	1	1	1	1		
	11398-HL4-003	GASKET, REDUCTION COVER .....	1	1	1	1		
	15154-MAT-000	PACKING, OIL STRAINER .....	1	1	1	1		
	15615-HL4-003	GASKET, OIL TANK .....	1	1	1	1		
	19226-HL4-000	GASKET, WATER PUMP COVER ....	1	1	1	1		
	21205-HL4-003	GASKET, SUB TRANSMISSION COVER ..	1	1	1	1		
	21206-HL4-003	GASKET, SUB TRANSMISSION CASE ..	1	1	1	1		
	27505-HL4-003	GASKET, SOLENOID COVER .....	1	1	1	1		
	90402-MFJ-D01	WASHER, SEALING, 34.5MM .....	1	1	1	1		
	90441-286-000	WASHER, SEALING, 8MM .....	2	2	2	2		
	90441-706-000	WASHER, SEALING, 6MM .....	1	1	1	1		
	90442-MR1-770	WASHER, SEALING, 8MM .....	2	2	2	2		
	90443-KR0-000	WASHER, NEUTRAL SWITCH .....	1	1	1	1		
	90443-MB0-000	WASHER, SEALING, 10MM .....	1	1	1	1		
	90471-580-000	PACKING, 8MM .....	3	3	3	3		
	90475-703-000	WASHER C, 8MM .....	3	3	3	3		
	91301-107-000	O-RING, 75X2.5 .....	1	1	1	1		
	91301-428-003	O-RING, 35.5X3(NOK) .....	1	1	1	1		
	91301-473-003	O-RING, 7X1.7 .....	4	4	4	4		
	91301-KYJ-901	O-RING, 11.8X1.9 .....	2	2	2	2		
	91301-MEH-003	O-RING, 13X1.5 .....	3	3	3	3		
	91302-MGS-D20	O-RING, 35X2.2 .....	1	1	1	1		
	91302-PA9-003	O-RING, 39.8X2.2(ARAI) .....	1	1	1	1		
	91302-RGC-003	O-RING, 35X2.2 .....	4	4	4	4		

2



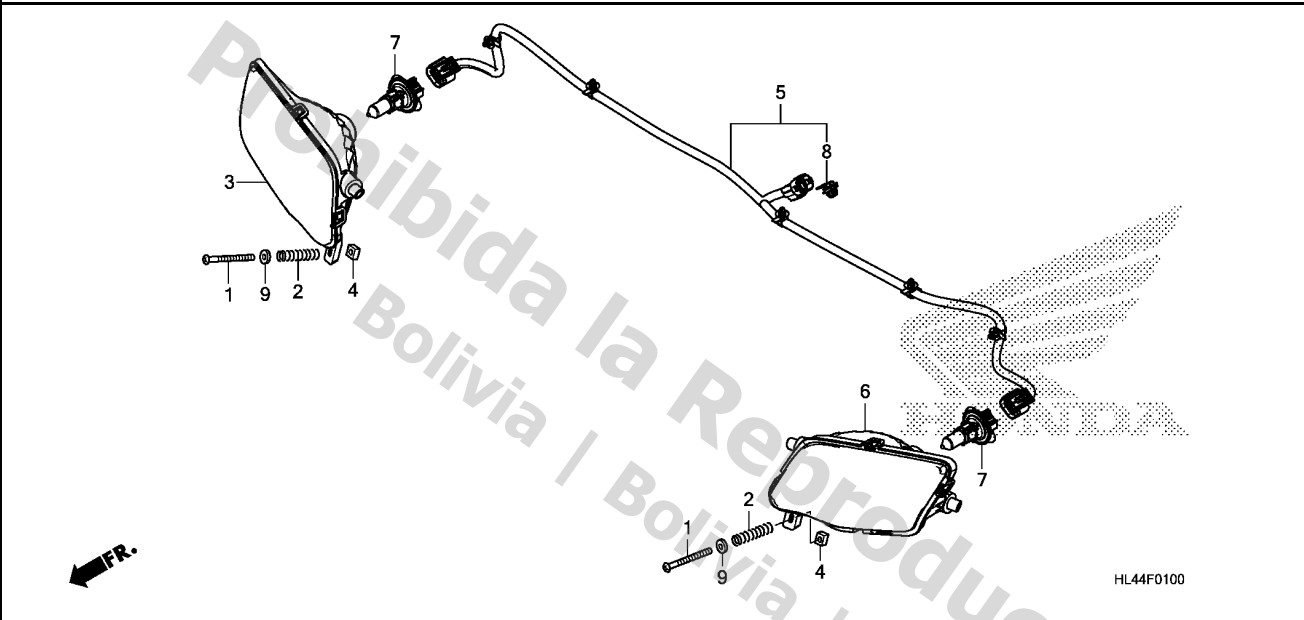
HL44X0200

Ref. No.	Part No.	Description	Reqd. QTY				Serial No.	Parts catalogue code
			M3 '16	M3P '16	M5P '16	M5D '16		
(1)	91303-377-000	O-RING, 13.8X2.5 .....	1	1	1	1		
	91303-HA0-003	O-RING, 11X1.9(ARAI) .....	1	1	1	1		
	91303-KF0-003	O-RING, 14.8X2.4(ARAI) .....	5	5	5	5		
	91305-HL4-000	O-RING, 15.8X2.4 .....	2	2	2	2		
	91305-MG7-003	O-RING, 5X1.7(ARAI) .....	2	2	2	2		
	91306-HL4-000	O-RING, 22.8X2.4 .....	2	2	2	2		
	91307-035-000	O-RING, 18X3 .....	2	2	2	2		
	91307-KF0-003	O-RING, 18X3(ARAI) .....	1	1	1	1		
	91309-425-003	O-RING, 24.4X3.1(ARAI) .....	1	1	1	1		
	91310-MGE-D01	O-RING, 16.5X2.5 .....	2	2	2	2		
	91313-MB0-003	O-RING, 14.7X2.2(ARAI) .....	1	1	1	1		
	91333-567-010	O-RING, 17.0X2.5 .....	1	1	1	1		
	91344-PC9-004	O-RING, 29X2.4(NOK) .....	1	1	1	1		
	91351-HM8-A51	O-RING, CONTROL MOTOR .....	1	1	1	1		
	91354-MCT-003	O-RING, OIL COOLER .....	1	1	1	1		
	91356-425-003	O-RING, 30MM .....	1	1	1	1		
	94109-12000	WASHER, DRAIN PLUG, 12MM .....	2	2	2	2		
	94109-14000	WASHER, DRAIN PLUG, 14MM .....	1	1	1	1		

F-1

HEADLIGHT(SXS1000M3/M3P/M5P)

H 1



Service item	F.R.T.
--------------	--------

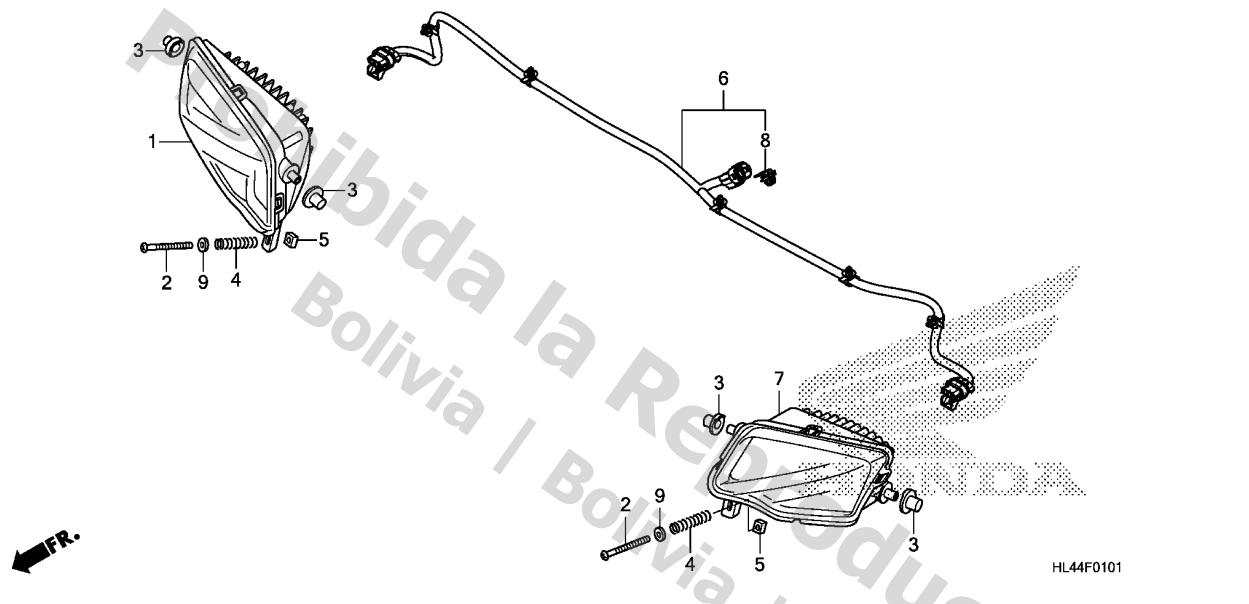
Ref. No.	Part No.	Description	Reqd. QTY				Serial No.	Parts catalogue code
			M3 '16	M3P '16	M5P '16	M5D '16		
1	33103-KSC-670	SCREW, PAN, 4X55 .....	2	2	2	-		
2	33107-KAE-771	SPRING, BEAM ADJUSTING .....	2	2	2	-		
3	33110-HL4-A01	HEADLIGHT UNIT, R. ....	1	1	1	-		
4	33117-KBR-730	NUT, BEAM ADJUSTING .....	2	2	2	-		
5	33130-HL4-A00	SUB HARNESS, HEADLIGHT .....	1	1	1	-		
6	33160-HL4-A01	HEADLIGHT UNIT, L. ....	1	1	1	-		
7	34901-HL4-A01	BULB COMP., HEADLIGHT (12V 60/55W)	2	2	2	-		
8	91565-SEL-003	CLIP, COUPLER (BLACK) .....	1	1	1	-		
9	94101-04700	WASHER, PLAIN, 4MM .....	2	2	2	-		

3

F-1-1

HEADLIGHT(SXS1000M5D)

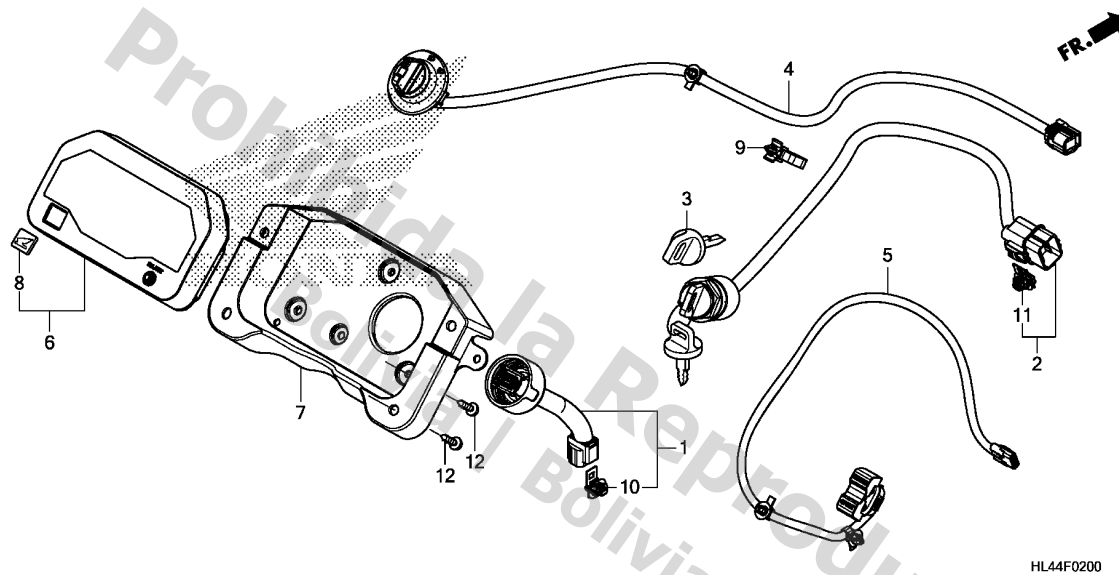
H 2



Service item	F.R.T.
--------------	--------

3

Ref. No.	Part No.	Description	Reqd. QTY				Serial No.	Parts catalogue code
			SXS1000 M3 '16	SXS1000 M3P '16	SXS1000 M5P '16	SXS1000 M5D '16		
1	33100-HL4-A11	HEADLIGHT ASSY., R.(LED)	-	-	-	1		
2	33103-KSC-670	SCREW, PAN, 4X55	-	-	-	2		
3	33106-HL4-A10	CAP, HEADLIGHT	-	-	-	4		
4	33107-KAE-771	SPRING, BEAM ADJUSTING	-	-	-	2		
5	33117-KBR-730	NUT, BEAM ADJUSTING	-	-	-	2		
6	33130-HL4-A10	SUB HARNESS, HEADLIGHT	-	-	-	1		
7	33150-HL4-A11	HEADLIGHT ASSY., L.(LED)	-	-	-	1		
8	91565-SEL-003	CLIP, COUPLER(BLACK)	-	-	-	1		
9	94101-04700	WASHER, PLAIN, 4MM	-	-	-	2		



Service item

F.R.T.

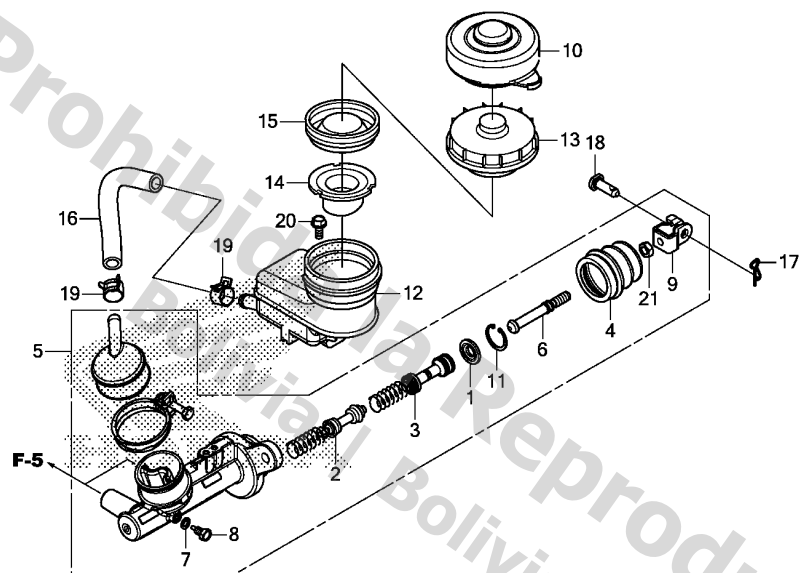
Ref. No.	Part No.	Description	Reqd. QTY				Serial No.	Parts catalogue code
			M3 '16	M3P '16	M5P '16	M5D '16		
1	32105-HL4-A00	SUB HARNESS, METER .....	1	1	1	1		
2	35100-HL4-A01	SWITCH ASSY., IGNITION .....	1	1	1	1		
3	35121-HL1-A01	KEY, BLANK(TYPE 1) (KEY NO. AXX / BXX)	(1)	(1)	(1)	(1)		
	35122-HL1-A01	KEY, BLANK(TYPE 2) (KEY NO. CXX / DXX)	(1)	(1)	(1)	(1)		
4	35230-HL4-A01	SWITCH ASSY., LIGHTING DIMMER	1	1	1	1		
5	35300-HL4-A01	SWITCH ASSY., MODE CHANGE ...	-	1	1	1		
6	37200-HL4-306	METER ASSY., COMBINATION(COO)	1	-	-	-		
	37200-HL4-305	.....	-	1	1	1	----- 2A,2AC,3A,3AC,A,AC	
	37200-HL4-A01	METER ASSY., COMBINATION ....	-	1	-	1	----- 3CM,CM	
7	68108-HL4-A00	COVER, METER .....	1	1	1	1		
8	86150-KPG-901	EMBLEM, PRODUCT(MARUI) .....	1	1	1	1		
	86150-KPG-902	EMBLEM, PRODUCT(UEHARA) .....	1	1	1	1		
9	90672-SB2-003	STRAP, CABLE, 105MM(BLACK) ..	1	1	1	1		
10	91535-STK-003	CLIP, COUPLER(DARK BLUE) ....	1	1	1	1		
11	91535-TA0-003	CLIP, COUPLER(DARK BROWN) ...	1	1	1	1		
12	93903-25320	SCREW, TAPPING, 5X16 .....	7	7	7	7		



F-4

FRONT BRAKE MASTER CYLINDER

H 4



HL44F0400

Service item

F.R.T.

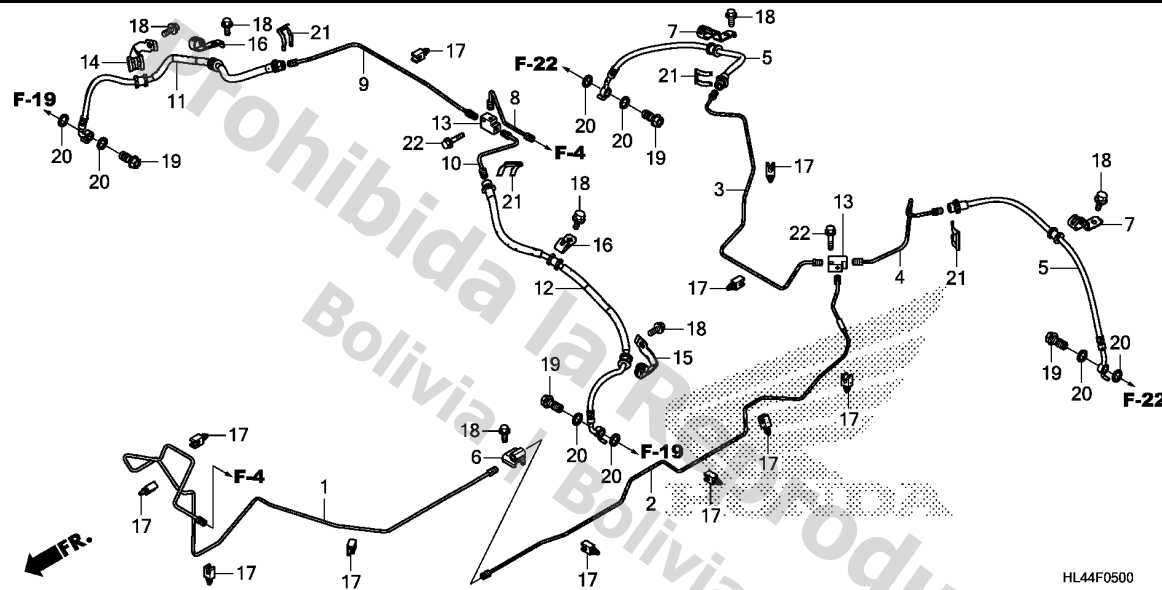
3

Ref. No.	Part No.	Description	Reqd. QTY				Serial No.	Parts catalogue code
			M3 '16	M3P '16	M5P '16	M5D '16		
1	43531-461-771	STOPPER .....	1	1	1	1		
2	45502-HL4-A01	PISTON ASSY., PRIMARY .....	1	1	1	1		
3	45503-HL4-A01	PISTON ASSY., SECONDARY .....	1	1	1	1		
4	45504-HL4-A01	BOOT .....	1	1	1	1		
5	45510-HL4-305	CYLINDER SUB ASSY., MASTER						
		(C00)	1	1	1	1	----- 2A,2AC,3A,3AC,A,AC	
	45510-HL4-A01	CYLINDER SUB ASSY., MASTER ..	-	1	-	1	----- 3CM,CM	
6	45525-HL4-A01	ROD, PUSH .....	1	1	1	1		
7	46138-SM4-003	PACKING .....	1	1	1	1		
8	46139-632-000	BOLT, STOPPER .....	1	1	1	1		
9	46151-S5A-A01	YOKE .....	1	1	1	1		
10	46163-HL1-A00	COVER, RESERVE TANK CAP .....	1	1	1	1		
11	46182-MEL-D21	CIRCLIP .....	1	1	1	1		
12	46660-SNA-A01	RESERVOIR COMP. ....	1	1	1	1		
13	46662-HL3-A02	CAP COMP., RESERVE TANK .....	1	1	1	1		
14	46666-S2K-003	FILTER, BRAKE RESERVOIR .....	1	1	1	1		
15	46669-S5A-003	DIAPHRAGM .....	1	1	1	1		
16	46673-S6A-003	HOSE, RESERVE TANK .....	1	1	1	1		
17	46911-S70-003	PIN, LOCK(8MM) .....	1	1	1	1		
18	46912-S84-A00	PIN, CLUTCH PEDAL .....	1	1	1	1		
19	53729-671-003	CLAMP D, 15.5MM .....	2	2	2	2		
20	90106-MCN-720	BOLT, FLANGE, 6X14 .....	1	1	1	1		
21	94002-08080-0S	NUT, HEX., 8MM .....	1	1	1	1		

F-5

BRAKE PIPE

H 5



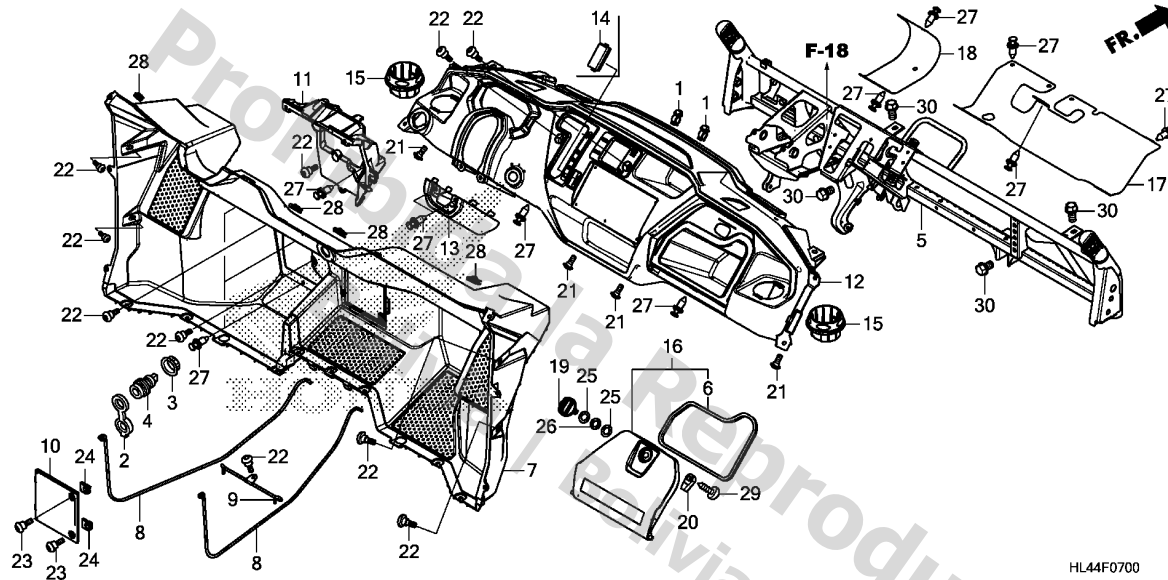
Service item

F.R.T.

HL44F0500

Ref. No.	Part No.	Description	Reqd. QTY				Serial No.	Parts catalogue code
			M3 '16	SXS1000 M3P '16	M5P '16	M5D '16		
1	43122-HL4-A00	PIPE COMP., MIDDLE BRAKE .....	1	1	1	1		
2	43123-HL4-A00	PIPE COMP., RR. BRAKE .....	1	1	1	1		
3	43124-HL4-A00	PIPE COMP., R. RR. BRAKE .....	1	1	1	1		
4	43125-HL4-A00	PIPE COMP., L. RR. BRAKE .....	1	1	1	1		
5	43131-HL4-A01	HOSE COMP., RR. BRAKE .....	2	2	2	2		
6	43151-HL4-A00	PIPE COMP., TWO WAY JOINT ...	1	1	1	1		
7	43461-HL4-A00	CLAMP A, BRAKE HOSE .....	2	2	2	2		
8	45125-HL4-A00	PIPE COMP., MASTER CYLINDER ..	1	1	1	1		
9	45126-HL4-A00	PIPE COMP., R. FR. BRAKE .....	1	1	1	1		
10	45127-HL4-A00	PIPE COMP., L. FR. BRAKE .....	1	1	1	1		
11	45131-HL4-A01	HOSE COMP., R. FR. BRAKE .....	1	1	1	1		
12	45132-HL4-A01	HOSE COMP., L. FR. BRAKE .....	1	1	1	1		
13	45151-MCA-003	PIPE, THREE WAY JOINT .....	2	2	2	2		
14	45461-HL4-A00	CLAMP, R. BRAKE HOSE(C) .....	1	1	1	1		
15	45462-HL4-A00	CLAMP, L. BRAKE HOSE(C) .....	1	1	1	1		
16	45463-HL4-A00	CLAMP, BRAKE HOSE(B) .....	2	2	2	2		
17	46998-S04-003	CLIP, CLUTCH PIPE(NATURAL) ..	11	11	11	11		
18	90107-HC5-000	BOLT, FLANGE, 6X10 .....	7	7	7	7		
19	90145-MS9-612	BOLT, OIL, 10X22 .....	4	4	4	4		
20	90545-300-000	WASHER, OIL BOLT .....	8	8	8	8		
21	90651-538-000	CLIP, BRAKE HOSE .....	4	4	4	4		
22	95701-06025-00	BOLT, FLANGE, 6X25 .....	2	2	2	2		

3

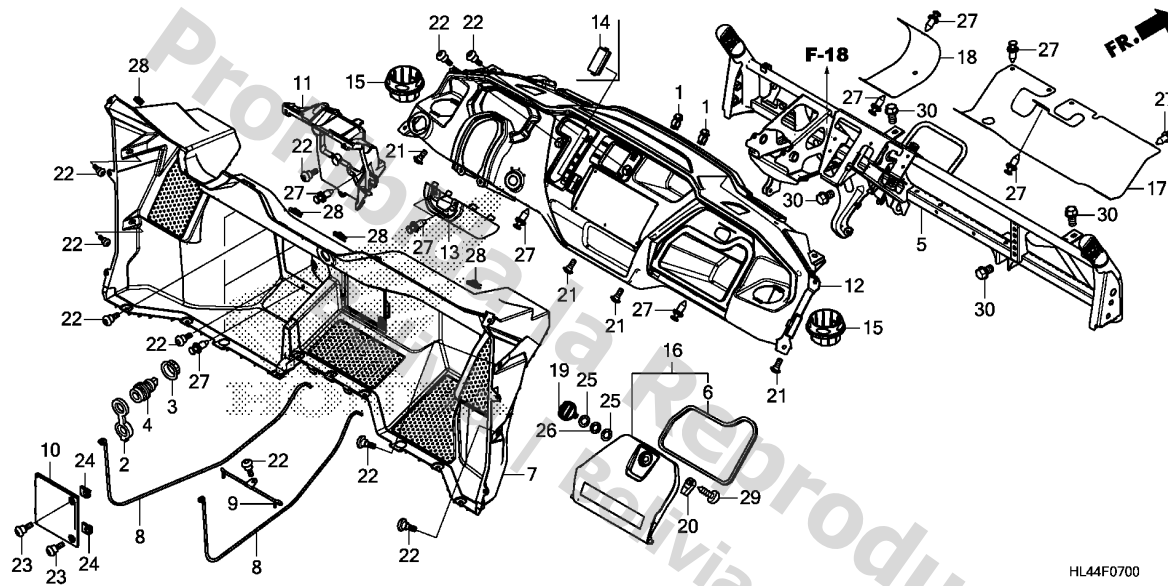


Service item

F.R.T.

HL44F0700

Ref. No.	Part No.	Description	Reqd. QTY				Serial No.	Parts catalogue code
			M3 '16	SXS1000 M3P '16	M5P '16	M5D '16		
1	16725-PNA-003	CLAMP A, FUEL HOSE .....	2	2	2	2		
2	31652-HP0-A01	CAP .....	1	1	1	1		
3	31653-HP0-A01	NUT .....	1	1	1	1		
4	31655-HP0-A01	SOCKET COMP., ACCESSORY .....	1	1	1	1		
5	53210-HL4-A50	FRAME COMP., INSTRUMENT PANEL .....	1	-	-	-		
	53210-HL4-A00	.....	-	1	1	1		
6	61122-HL4-A00	SEAL, GLOVE BOX .....	1	1	1	1		
7	64100-HL4-A00ZA	COVER, FR. FLOOR .....						
	*NH1*	.....BLACK	1	1	1	1		
8	64101-HL4-A00	STAY A, FR. FLOOR .....	2	2	2	2		
9	64102-HL4-A00	STAY B, FR. FLOOR .....	1	1	1	1		
10	64105-HL4-A00ZA	LID, FR. FLOOR .....						
	*NH1*	.....BLACK	1	1	1	1		
11	64110-HL4-A00ZA	COVER, PEDAL .....						
	*NH1*	.....BLACK	1	1	1	1		
12	68101-HL4-A51ZA	PANEL, INSTRUMENT .....						
	*NH1*	.....BLACK	1	1	-	-		
	68101-HL4-A01ZA	*NH1*.....BLACK	-	-	1	1		
13	68103-HL4-A00ZA	COVER, STEERING .....						
	*NH1*	.....BLACK	1	1	1	1		
14	68104-HL4-A50ZA	CAP, INSTRUMENT PANEL .....						
	*NH1*	.....BLACK	1	-	-	-		
15	68106-HL1-A00	HOLDER, DRINK .....	2	2	2	2		
16	68200-HL4-A00ZA	LID ASSY., GLOVE BOX .....						
	*NH1*	.....BLACK	1	1	1	1		
17	68310-HL4-A00	RUBBER, FR. MUDGUARD .....	1	1	1	1		



Ref. No.	Part No.	Description	Reqd. QTY				Serial No.	Parts catalogue code
			M3 '16	M3P '16	M5P '16	M5D '16		
18	68311-HL4-A00	RUBBER, SHIFT GATE .....	1	1	1	1		
19	81332-HL4-A00ZA	KNOB, GLOVE BOX *NH1*.....BLACK	1	1	1	1		
20	81333-HW5-900	LEVER, LOCK .....	1	1	1	1		
21	90102-KWT-900	SCREW, PAN, 5X13 .....	4	4	4	4		
22	90106-KBV-000	SCREW, PAN, 6X14 .....	10	10	10	10		
23	90117-MGS-D30	SCREW, PAN, 6X16 .....	2	2	2	2		
24	90323-SEO-000	NUT, CLIP, 6MM .....	2	2	2	2		
25	90505-ZV1-000	WASHER, 14MM .....	2	2	2	2		
26	90506-ZV1-000	WASHER, WAVE, 14MM .....	1	1	1	1		
27	90653-HC4-900	CLIP, MUDGUARD .....	18	18	18	18		
28	90677-KAN-961	NUT, CLIP, 5MM .....	4	4	4	4		
29	93903-254J0	SCREW, TAPPING, 5X20 .....	1	1	1	1		
30	95701-10016-00	BOLT, FLANGE, 10X16 .....	4	4	4	4		

3

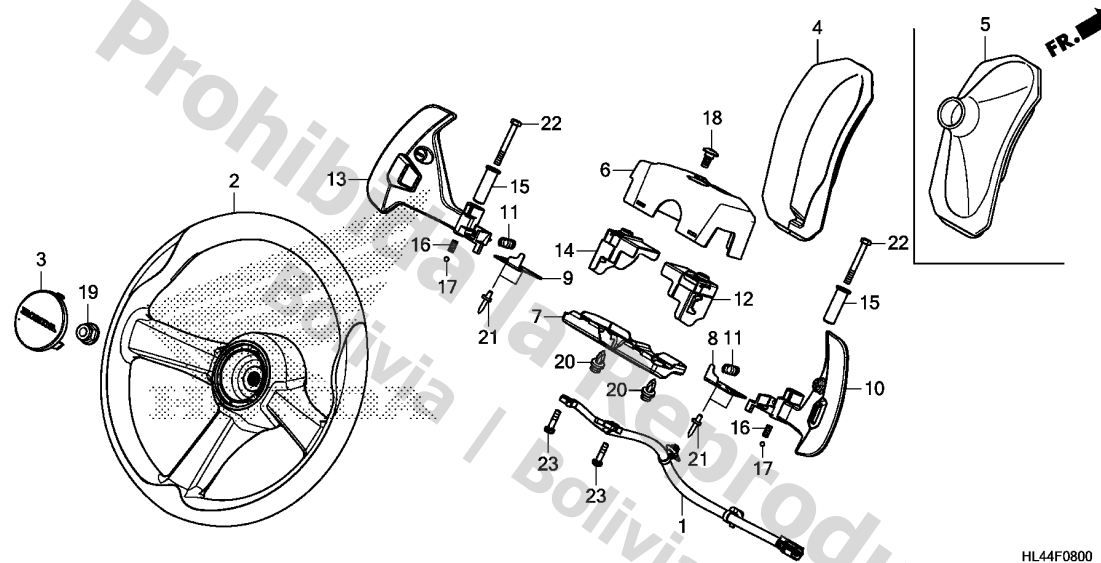
F-8

STEERING WHEEL

H 8

Service item

F.R.T.



HL44F0800

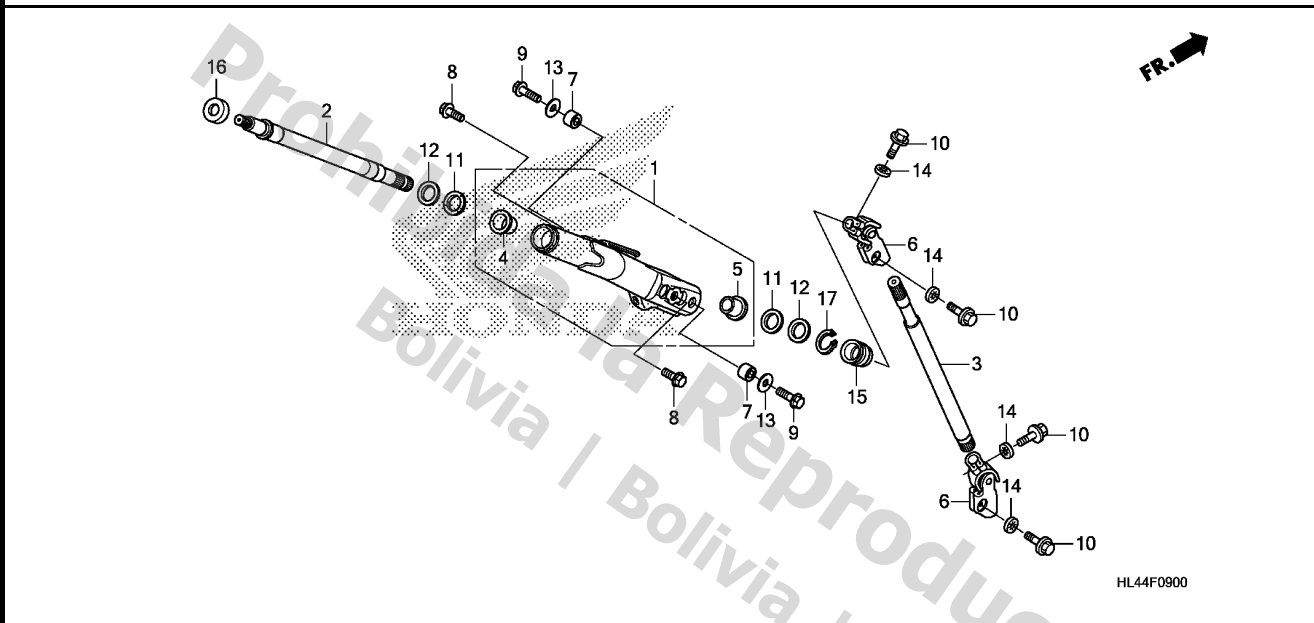
Ref. No.	Part No.	Description	Reqd. QTY				Serial No.	Parts catalogue code
			M3 '16	M3P '16	M5P '16	M5D '16		
1	35440-HL4-A01	SWITCH ASSY., SHIFT CHANGE ..	-	1	1	1		
2	53110-HL3-A01	WHEEL COMP., STEERING .....	1	1	1	1		
3	53122-HL3-A00	CAP, STEERING .....	1	1	1	1		
4	68102-HL4-A00	RUBBER, STEERING .....	-	1	1	1		
5	68102-HL4-A50	RUBBER, STEERING .....	1	-	-	-		
6	77350-HL4-A00	COVER, PADDLE UPPER .....	-	1	1	1		
7	77360-HL4-A00	COVER, PADDLE LOWER .....	-	1	1	1		
8	78550-HL4-A00	PLATE, R. DETENT .....	-	1	1	1		
9	78555-HL4-A00	PLATE, L. DETENT .....	-	1	1	1		
10	78560-HL4-A00	PADDLE, R. ....	-	1	1	1		
11	78561-HL4-A00	SPRING, PADDLE .....	-	2	2	2		
12	78562-HL4-A00	RUBBER, R. DUST SEAL .....	-	1	1	1		
13	78565-HL4-A00	PADDLE, L. ....	-	1	1	1		
14	78567-HL4-A00	RUBBER, L. DUST SEAL .....	-	1	1	1		
15	78570-HL4-A00	COLLAR, PADDLE PIVOT .....	-	2	2	2		
16	78580-HL4-A00	SPRING, DETENT .....	-	2	2	2		
17	78590-HL4-A00	BALL, DETENT .....	-	2	2	2		
18	90106-KBV-000	SCREW, PAN, 6X14 .....	-	1	1	1		
19	90380-SB2-003	NUT, SELF-LOCK(OHASHI) .....	1	1	1	1		
20	90653-HC4-900	CLIP, MUDGUARD .....	-	2	2	2		
21	90851-YM2-000	RIVET, BLIND(4X10.2) .....	-	4	4	4		
22	92101-06050-0A	BOLT, HEX., 6X50 .....	-	2	2	2		
23	93892-03012-00	SCREW-WASHER, 3X12 .....	-	2	2	2		

3

F-9

STEERING SHAFT

H 9



Service item	F.R.T.
--------------	--------

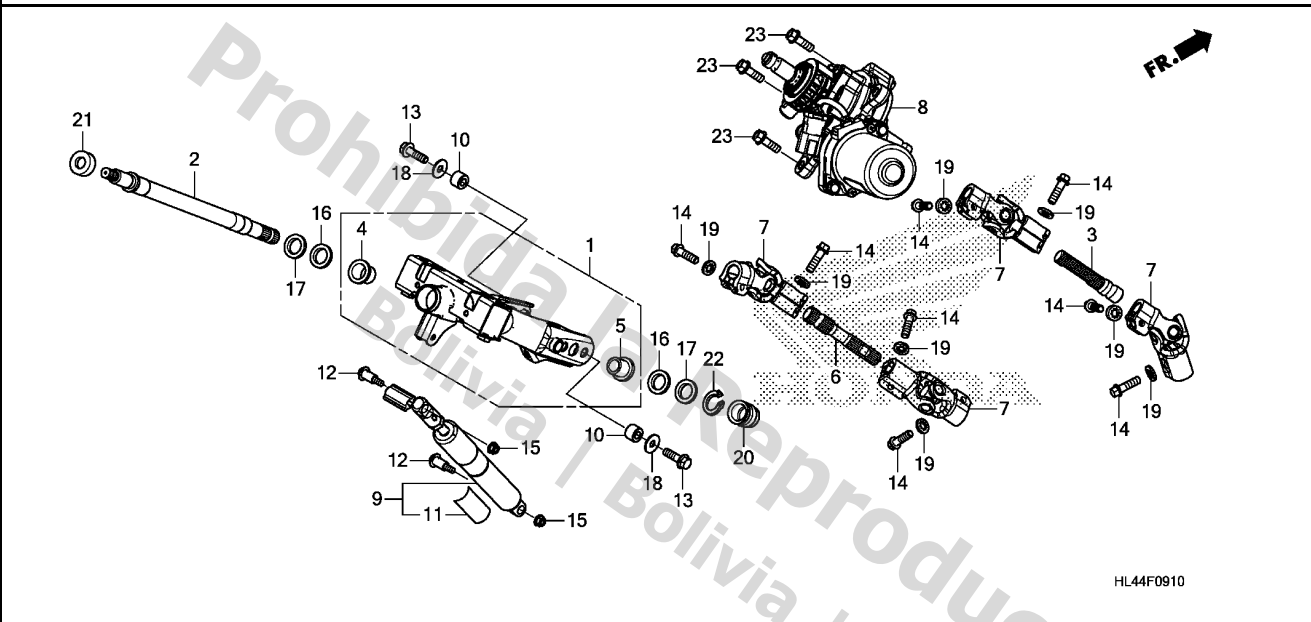
Ref. No.	Part No.	Description	Reqd. QTY				Serial No.	Parts catalogue code
			M3 '16	SXS1000 M3P '16	M5P '16	M5D '16		
1	53255-HL4-A50	COLUMN SUB ASSY., STEERING ..	1	-	-	-		
2	53314-HL4-A00	SHAFT, STEERING UPPER .....	1	-	-	-		
3	53315-HL4-A50	SHAFT, STEERING LOWER .....	1	-	-	-		
4	53316-HL3-A00	BUSH, STEERING SHAFT UPPER ..	1	-	-	-		
5	53317-HL3-A00	BUSH, STEERING SHAFT LOWER ..	1	-	-	-		
6	53323-SW5-003	JOINT COMP. B, STEERING .....	2	-	-	-		
7	53711-HL4-A00	COLLAR, STEERING PIVOT .....	2	-	-	-		
8	90101-MFY-A00	BOLT, FLANGE, 8X16 .....	2	-	-	-		
9	90133-HL4-A00	BOLT, FLANGE, 8X27 .....	2	-	-	-		
10	90135-SB0-003	BOLT, STEERING YOKE, 8X28 (NIPPON SEIKO)	4	-	-	-		
11	90454-428-000	WASHER, THRUST, 20MM .....	2	-	-	-		
12	90501-HL4-A00	WASHER, WAVE, 20MM .....	2	-	-	-		
13	90505-425-000	WASHER, 8MM .....	2	-	-	-		
14	90511-671-003	WASHER, TOOTHED LOCK .....	4	-	-	-		
15	91257-HL3-A01	SEAL, STEERING SHAFT LOWER ..	1	-	-	-		
16	91262-HL3-A01	SEAL, STEERING SHAFT UPPER ..	1	-	-	-		
17	94510-20000	CIRCLIP, EXTERNAL, 20MM .....	1	-	-	-		

3

F-9-10

STEERING SHAFT(EPS)

H10



Service item	F.R.T.
--------------	--------

HL44F0910

Ref. No.	Part No.	Description	Reqd. QTY				Serial No.	Parts catalogue code
			M3 '16	SXS1000 M3P '16	M5P '16	M5D '16		
1	53255-HL4-A00	COLUMN SUB ASSY., STEERING ..	-	1	1	1		
2	53314-HL4-A00	SHAFT, STEERING UPPER .....	-	1	1	1		
3	53315-HL4-A00	SHAFT, STEERING LOWER .....	-	1	1	1		
4	53316-HL3-A00	BUSH, STEERING SHAFT UPPER ..	-	1	1	1		
5	53317-HL3-A00	BUSH, STEERING SHAFT LOWER ..	-	1	1	1		
6	53318-HL4-A00	SHAFT, STEERING MIDDLE .....	-	1	1	1		
7	53323-SW5-003	JOINT COMP. B, STEERING .....	-	4	4	4		
8	53600-HL4-A01	EPS UNIT .....	-	1	1	1		
9	53700-HL4-A00	DAMPER ASSY., STEERING .....	-	1	1	1		
10	53711-HL4-A00	COLLAR, STEERING PIVOT .....	-	2	2	2		
11	87516-MGE-M30	LABEL, RR. DAMPER (ENGLISH/FRENCH)	-	1	1	1		
12	90110-HL4-A00	BOLT, SPECIAL, 6X28 .....	-	2	2	2		
13	90133-HL4-A00	BOLT, FLANGE, 8X27 .....	-	2	2	2		
14	90135-SB0-003	BOLT, STEERING YOKE, 8X28 (NIPPON SEIKO)	-	8	8	8		
15	90301-MG3-000	NUT, U, 6MM .....	-	2	2	2		
16	90454-428-000	WASHER, THRUST, 20MM .....	-	2	2	2		
17	90501-HL4-A00	WASHER, WAVE, 20MM .....	-	2	2	2		
18	90505-425-000	WASHER, 8MM .....	-	2	2	2		
19	90511-671-003	WASHER, TOOTHED LOCK .....	-	8	8	8		
20	91257-HL3-A01	SEAL, STEERING SHAFT LOWER ..	-	1	1	1		
21	91262-HL3-A01	SEAL, STEERING SHAFT UPPER ..	-	1	1	1		
22	94510-20000	CIRCLIP, EXTERNAL, 20MM .....	-	1	1	1		
23	95701-08025-08	BOLT, FLANGE, 8X25 .....	-	3	3	3		

3

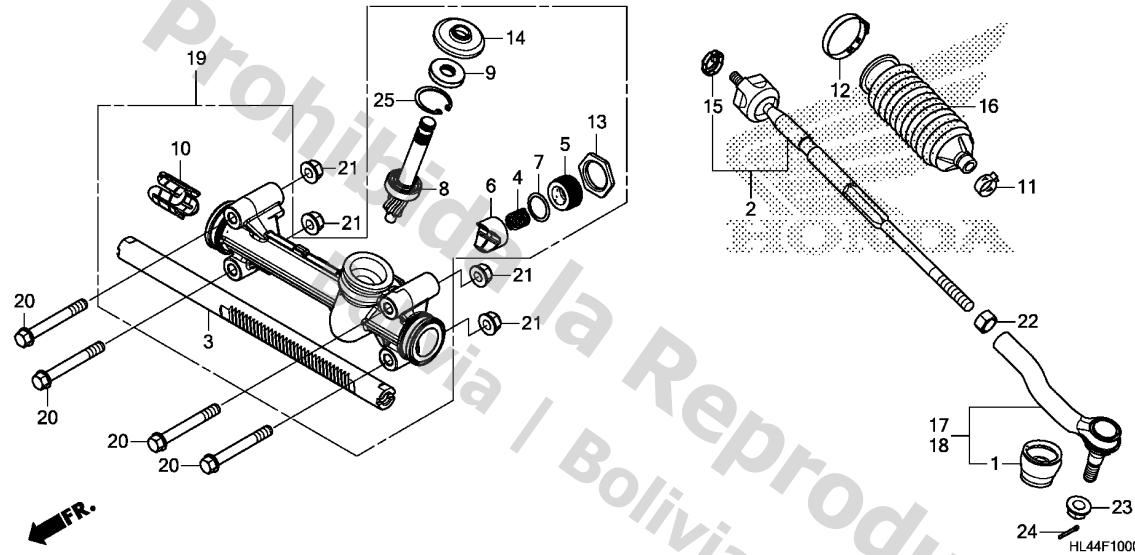
F-10

STEERING GEAR BOX/TIE ROD

H11

Service item

F.R.T.



Ref. No.	Part No.	Description	Reqd. QTY				Serial No.	Parts catalogue code
			M3 '16	M3P '16	M5P '16	M5D '16		
1	52362-S30-003	BOOT, TIE ROD END(MUSASHI) ..	2	2	2	2		
2	53010-HL4-A01	END SET, TIE ROD .....	2	2	2	2		
3	53402-HL4-A01	RACK, STEERING .....	1	1	1	1		
4	53413-SH3-003	SPRING, RACK GUIDE PRESSURE ..	1	1	1	1		
5	53414-679-013	SCREW, RACK GUIDE .....	1	1	1	1		
6	53416-HL3-A00	GUIDE, STEERING RACK .....	1	1	1	1		
7	53418-SC2-003	WASHER, DISK .....	1	1	1	1		
8	53421-HL4-A01	PINION COMP., STEERING .....	1	1	1	1		
9	53426-671-003	DUST SEAL, STEERING PINION (ARAI)	1	1	1	1		
10	53430-SR3-000	BUSH, RACK END .....	1	1	1	1		
11	53448-HL3-A00	BAND A, BELLOWS .....	2	2	2	2		
12	53449-HL3-A00	BAND B, BELLOWS .....	2	2	2	2		
13	53458-SEO-003	NUT, RACK SCREW LOCK .....	1	1	1	1		
14	53502-S3A-J01	COVER, PINION DUST .....	1	1	1	1		
15	53536-SR3-000	WASHER, TIE ROD LOCK .....	2	2	2	2		
16	53537-HL3-A00	BOOT A, TIE ROD .....	2	2	2	2		
17	53540-TOA-A12	END COMP., R. TIE ROD .....	1	1	1	1		
18	53560-TOA-A12	END COMP., L. TIE ROD .....	1	1	1	1		
19	53840-HL4-A01	BOX COMP., STEERING GEAR .....	1	1	1	1		
20	90129-KF0-000	BOLT, FLANGE, 10X77 .....	4	4	4	4		
21	90305-HC0-770	NUT, SELF-LOCK, 10MM .....	4	4	4	4		
22	94001-14280-0S	NUT, HEX., 14MM .....	2	2	2	2		
23	94050-12000	NUT, FLANGE, 12MM .....	2	2	2	2		
24	94201-25200	PIN, SPLIT, 2.5X20 .....	2	2	2	2		
25	94520-35000	CIRCLIP, INTERNAL, 35MM .....	1	1	1	1		

3



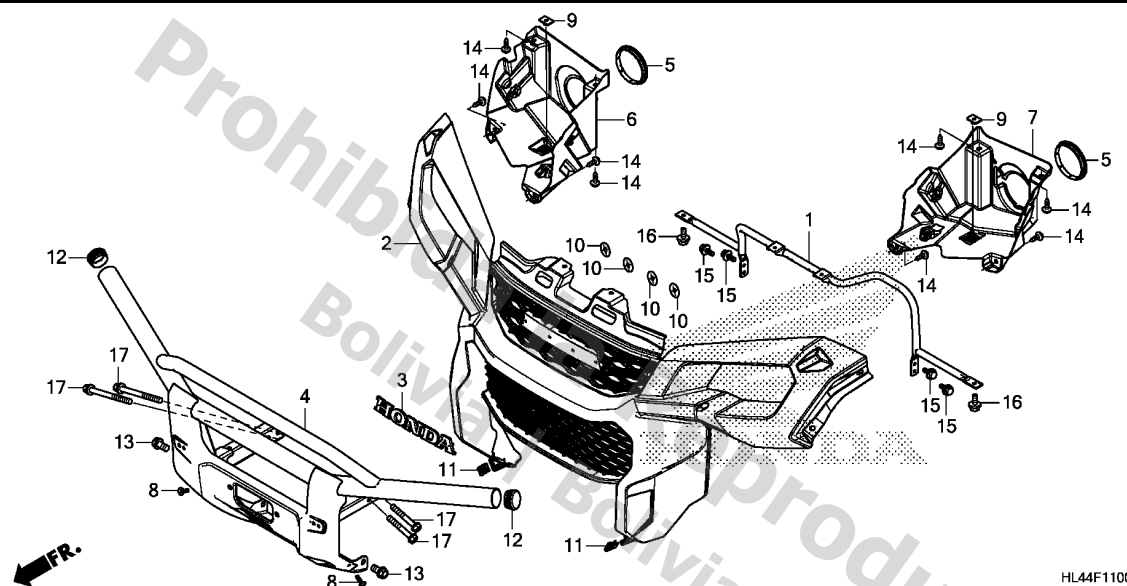
F-11

FRONT GRILLE/FRONT BUMPER

H12

Service item

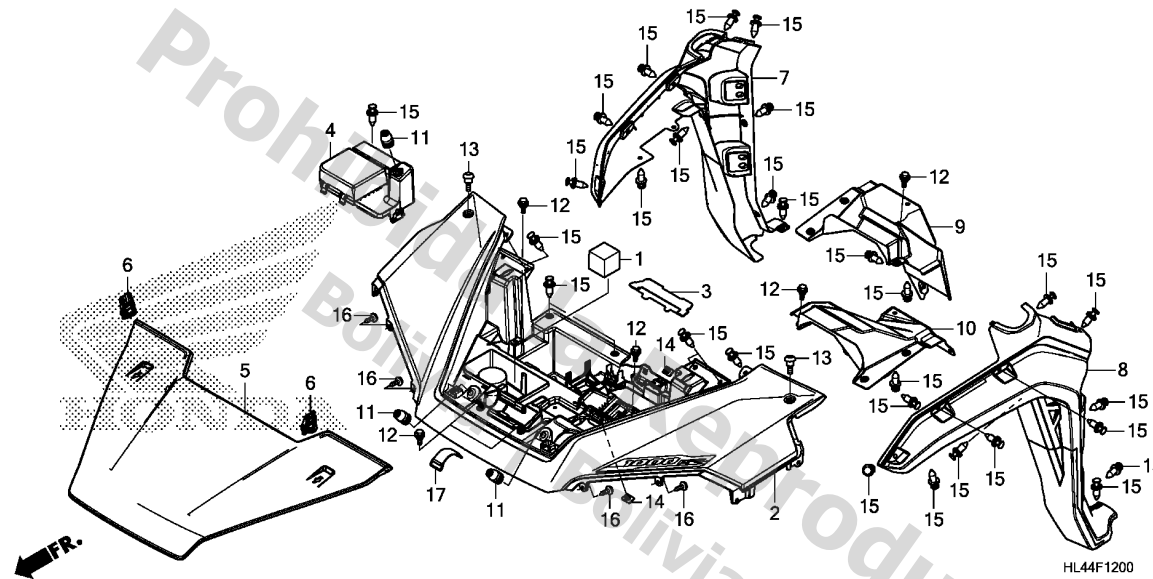
F.R.T.



HL44F1100

Ref. No.	Part No.	Description	Reqd. QTY				Serial No.	Parts catalogue code
			M3 '16	M3P '16	M5P '16	M5D '16		
1	61110-HL4-A00	FRAME COMP., FR. SUPPORT	1	1	1	1		
2	61150-HL4-A00ZA	GRILLE, FR. *NH1*.....BLACK	1	1	1	1		
3	61155-HL4-A00	EMBLEM, HONDA	1	1	1	1		
4	62510-HL4-A50ZA	BUMPER COMP., FR. *NH1*.....BLACK	1	1	-	-		
	62510-HL4-A00ZA	*NH1*.....BLACK	-	-	1	1		
5	64365-040-000ZH	CAP, FR. COVER *NH1*.....BLACK	2	2	2	2		
6	66301-HL4-A00	COVER, R. HEADLIGHT	1	1	1	1		
7	66302-HL4-A00	COVER, L. HEADLIGHT	1	1	1	1		
8	90103-MGS-D50	SCREW, TRUSS, 5X16	2	2	2	2		
9	90303-HA0-680	NUT, SPECIAL, 6X7	2	2	2	2		
10	90313-567-000	NUT, SPEED, 3MM	4	4	4	4		
11	90677-KAN-961	NUT, CLIP, 5MM	2	2	2	2		
12	90861-HL1-A00	CAP, PIPE END (1-3/4")	2	2	2	2		
13	93401-10020-07	BOLT-WASHER, 10X20	2	2	2	2		
14	93903-25220	SCREW, TAPPING, 5X12	8	8	8	8		
15	95701-06012-08	BOLT, FLANGE, 6X12	4	4	4	4		
16	95701-06016-08	BOLT, FLANGE, 6X16	2	2	2	2		
17	95701-08065-00	BOLT, FLANGE, 8X65	4	4	4	4		

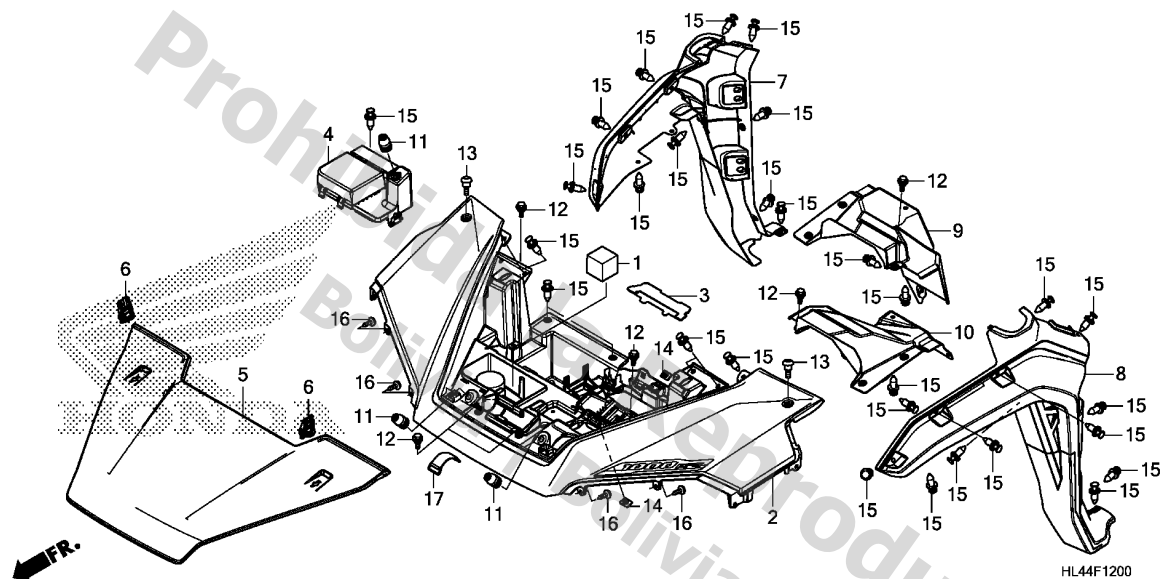
3



Service item

F.R.T.

Ref. No.	Part No.	Description	Reqd. QTY				Serial No.	Parts catalogue code
			M3 '16	SXS1000 M3P '16	M5P '16	M5D '16		
1	17245-HL4-A00	PRE-FILTER, SNORKEL .....	1	1	1	1		
2	61100-HL4-A01ZB	FENDER COMP., FR.(WOL) *R232*.....PATRIOT RED	1	-	-	-		
	61100-HL4-A01ZE	*G152*.....ADVENTURE GREEN	1	-	-	-		
	61105-HL4-A11ZD	FENDER SET, FR.(WL) *TYPE1*.....	-	1	1	1	----- A,AC,CM	
	61105-HL4-A21ZA	*TYPE1*.....	-	1	-	1	----- 2A,2AC	
	61105-HL4-A11ZC	*TYPE2*.....	-	1	-	1	----- A,AC,CM	
	61105-HL4-A11ZA	*TYPE4*.....	-	1	-	-	----- A,AC,CM	
	61105-HL4-A11ZE	*TYPE5*.....	-	-	1	-		
	61105-HL4-A11ZB	*TYPE3*.....	-	-	-	1	----- 3A,3AC,3CM	
3	61102-HL4-A00	LID, FR. FENDER .....	1	1	1	1		
4	61130-HL4-A00	COVER, PRE-FILTER .....	1	1	1	1		
5	61300-HL4-A01ZB	HOOD, FR. *R232*.....PATRIOT RED	1	1	1	1	----- A,AC,CM	
	61300-HL4-A01ZE	*G152*.....ADVENTURE GREEN	1	-	1	-		
	61300-HL4-A21ZA	*YRA05L*.....CLOSE RANGE CAMO	-	1	-	1	----- 2A,2AC	
	61300-HL4-A01ZC	*NH196*.....ROSS WHITE	-	1	-	1	----- A,AC,CM	
	61300-HL4-A01ZA	*YR222R*.....ZEST ORANGE-R	-	1	-	-	----- A,AC,CM	
	61300-HL4-A01ZF	*NHB68MR* NEMESIS SILVER METALLIC R	-	-	-	1	----- 3A,3AC,3CM	
6	61301-HL4-A01	CLIP, HOOD .....	2	2	2	2		
7	61860-HL4-A00ZA	MUDGUARD, R. FR. *NH1*.....BLACK	1	1	1	1		
8	61870-HL4-A00ZA	MUDGUARD, L. FR. *NH1*.....BLACK	1	1	1	1		
9	61880-HL4-A00	FENDER, R. INNER .....	1	1	1	1		
10	61890-HL4-A00	FENDER, L. INNER .....	1	1	1	1		



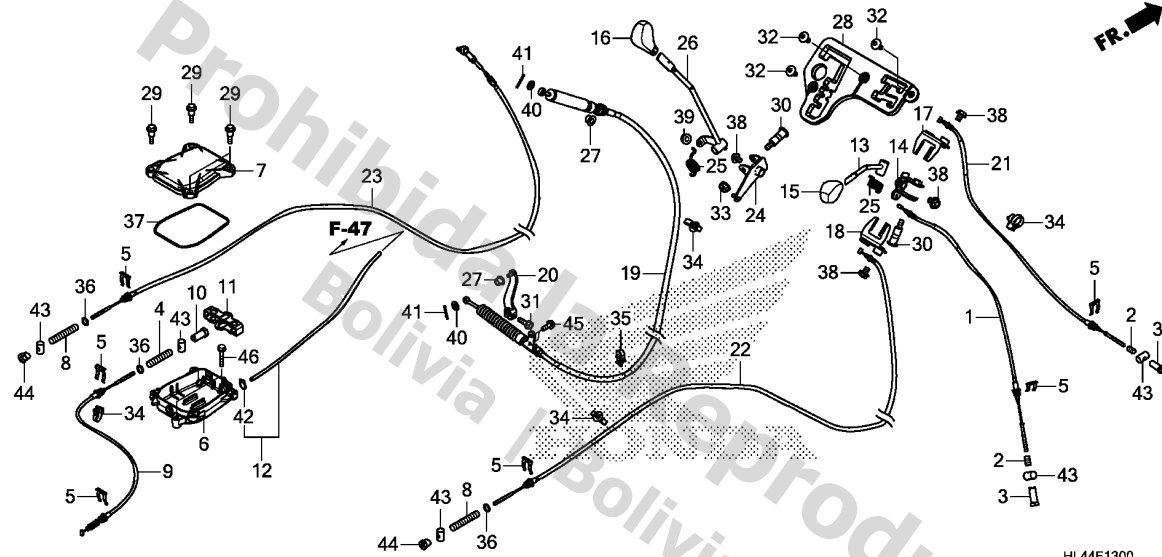
3

Ref. No.	Part No.	Description	Reqd. QTY				Serial No.	Parts catalogue code
			M3 '16	SXS1000 M3P '16	M5P '16	M5D '16		
11	67239-HL1-A00	STOPPER, DOOR .....	3	3	3	3		
12	90111-162-000	BOLT, FLANGE, 6MM .....	6	6	6	6		
13	90117-MGS-D30	SCREW, PAN, 6X16 .....	2	2	2	2		
14	90303-HA0-680	NUT, SPECIAL, 6X7 .....	2	2	2	2		
15	90653-HC4-900	CLIP, MUDGUARD .....	35	35	35	35		
16	93903-25220	SCREW, TAPPING, 5X12 .....	4	4	4	4		
17	95012-11001	BAND A, BATTERY .....	1	1	1	1		

F-13

SHIFT LEVER/SELECT LEVER

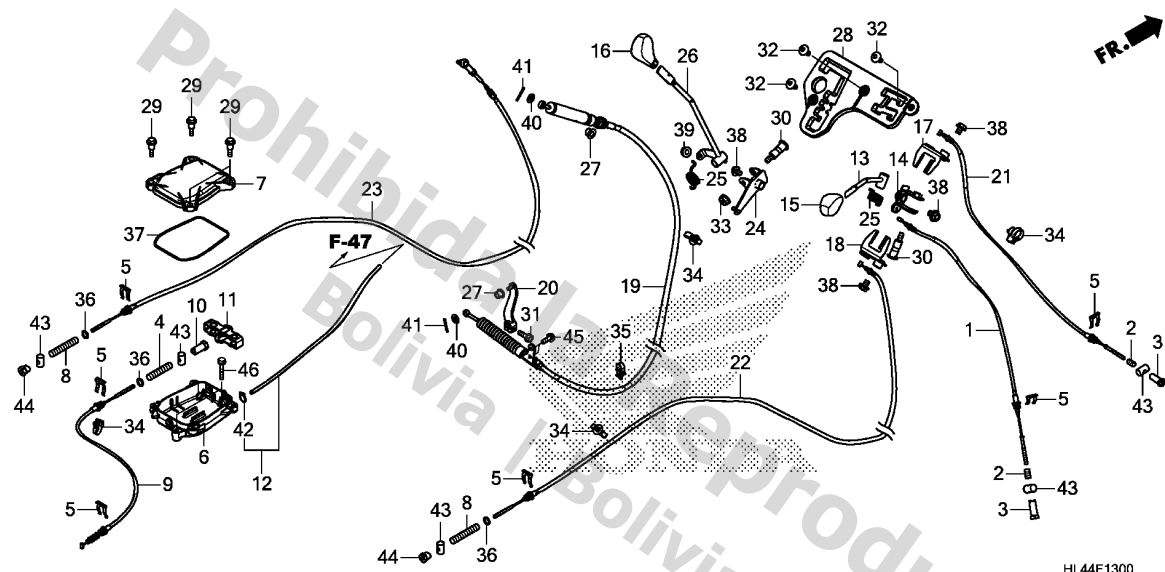
H15



Service item F.R.T.

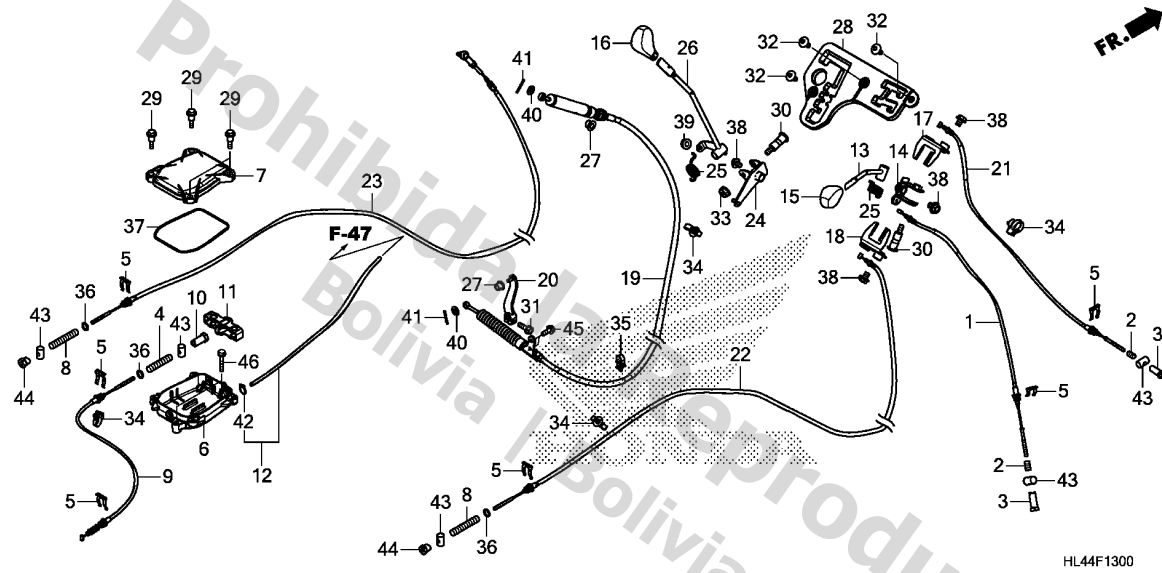
Ref. No.	Part No.	Description	Reqd. QTY				Serial No.	Parts catalogue code
			M3 '16	M3P '16	M5P '16	M5D '16		
1	41490-HL4-A01	CABLE COMP., FINAL CLUTCH ...	1	1	1	1		
2	41491-HL1-A00	SPRING, CLUTCH CABLE .....	2	2	2	2		
3	41560-HP5-600	NUT COMP., ADJUSTING .....	2	2	2	2		
4	41571-HP5-600	SPRING, CLUTCH CABLE .....	1	1	1	1		
5	41573-HP5-600	CLIP, CLUTCH CABLE .....	6	6	6	6		
6	41717-HL4-A00	CASE, SELECTOR .....	1	1	1	1		
7	41718-HL4-A00	COVER, SELECTOR .....	1	1	1	1		
8	41722-HL4-A00	SPRING, SELECTOR .....	2	2	2	2		
9	41723-HL4-A01	CABLE COMP. C, RR.						
10	41724-HL4-A00	DIFFERENTIAL LOCK NUT, ADJUSTING SPECIAL .....	1	1	1	1		
11	41813-HL4-A00	ARM, SELECTOR .....	1	1	1	1		
12	41817-HL4-A00	TUBE ASSY., SELECTOR CASE ...	1	1	1	1		
13	54010-HL4-A00	LEVER COMP., DRIVE SELECT ...	1	1	1	1		
14	54021-HL4-A00	ARM COMP., MODE SELECT .....	1	1	1	1		
15	54050-HL1-A00ZA	GRIP, DRIVE SELECT LEVER *NH1*.....BLACK	1	1	1	1		
16	54050-HL3-A00ZA	GRIP, SELECT LEVER *NH1*.....BLACK	1	1	1	1		
17	54060-HL4-A00	LINK COMP., FR. DIFFERENTIAL LOCK	1	1	1	1		
18	54065-HL4-A00	LINK COMP., RR. DIFFERENTIAL LOCK	1	1	1	1		
19	54310-HL4-A01	CABLE ASSY., SHIFT .....	1	1	1	1		
20	54312-HL4-A00	ARM, SHIFT CHANGE .....	1	1	1	1		

3



HL44F1300

Ref. No.	Part No.	Description	Reqd. QTY				Serial No.	Parts catalogue code
			M3 '16	M3P '16	M5P '16	M5D '16		
21	54316-HL4-A01	CABLE COMP., FR. DIFFERENTIAL LOCK	1	1	1	1		
22	54317-HL4-A01	CABLE COMP. A, RR. DIFFERENTIAL LOCK	1	1	1	1		
23	54318-HL4-A01	CABLE COMP. B, RR. DIFFERENTIAL LOCK	1	1	1	1		
24	54320-HL4-A00	PLATE COMP., SHIFT CHANGE ...	1	1	1	1		
25	54324-HN7-000	SPRING, SELECT LEVER .....	2	2	2	2		
26	54325-HL4-A00	LEVER COMP., SHIFT CHANGE ...	1	1	1	1		
27	54326-HL1-A00	BUSH, 8.1X6.2 .....	2	2	2	2		
28	54335-HL4-A00	GATE, SHIFT .....	1	1	1	1		
29	90107-HL4-A00	BOLT, SPECIAL, 6MM .....	4	4	4	4		
30	90115-MAL-600	BOLT, CHANGE PIVOT .....	2	2	2	2		
31	90118-968-000	BOLT, FLANGE, 6X20 .....	1	1	1	1		
32	90118-MBV-000	SCREW, PAN, 6X14 .....	3	3	3	3		
33	90309-KF0-003	NUT, FLANGE, 8MM .....	1	1	1	1		
34	90652-HC4-003	CLAMP, HARNESS .....	4	4	4	4		
35	90672-SB2-003	STRAP, CABLE, 105MM(BLACK) ..	1	1	1	1		
36	91304-HA5-003	O-RING, 10X2(ARAI) .....	3	3	3	3		
37	91352-HL4-A00	GASKET, SELECTOR .....	1	1	1	1		
38	93406-08012-08	BOLT-WASHER, 8X12 .....	4	4	4	4		
39	94050-06000	NUT, FLANGE, 6MM .....	1	1	1	1		
40	94101-06800	WASHER, PLAIN, 6MM .....	2	2	2	2		
41	94201-20151	PIN, SPLIT, 2.0 .....	2	2	2	2		
42	95002-35000	CLIP, TUBE(C6.5) .....	1	1	1	1		

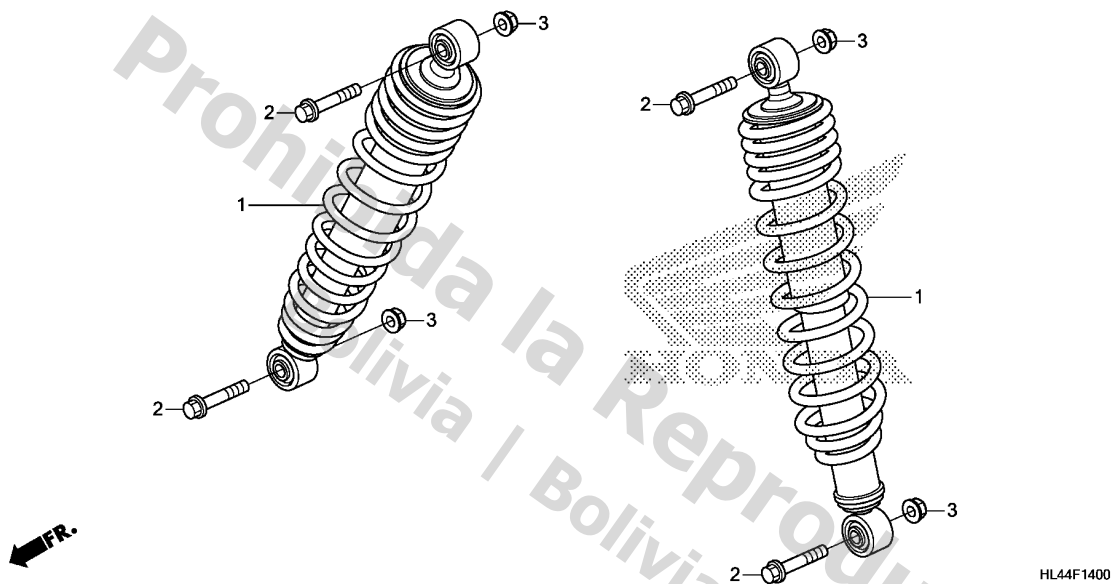


Ref. No.	Part No.	Description	Reqd. QTY				Serial No.	Parts catalogue code
			M3 '16	M3P '16	M5P '16	M5D '16		
43	95015-32001	JOINT B, BRAKE ARM .....	5	5	5	5		
44	95015-42000	NUT B, BRAKE ROD ADJUSTING ..	2	2	2	2		
45	95701-06016-00	BOLT, FLANGE, 6X16 .....	2	2	2	2		
46	95701-06035-00	BOLT, FLANGE, 6X35 .....	2	2	2	2		

F-14

FRONT CUSHION

1 2



Service item

F.R.T.

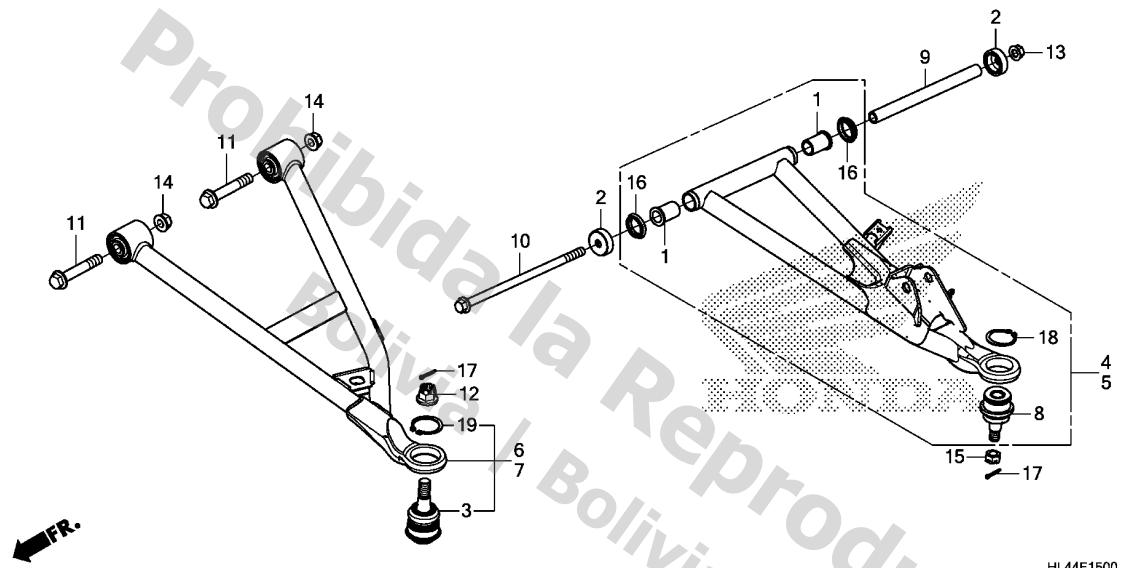
3

Ref. No.	Part No.	Description	Reqd. QTY				Serial No.	Parts catalogue code
			M3 '16	SXS1000 M3P '16	M5P '16	M5D '16		
1	51400-HL4-A50	CUSHION ASSY., FR. ....	2	2	-	-		
	51400-HL4-A01	.....	-	-	2	2		
2	90163-S73-000	BOLT, FLANGE, 12X60 .....	4	4	4	4		
3	90305-HC4-000	NUT, SELF-LOCK, 12MM .....	4	4	4	4		

F-15

FRONT ARM

13



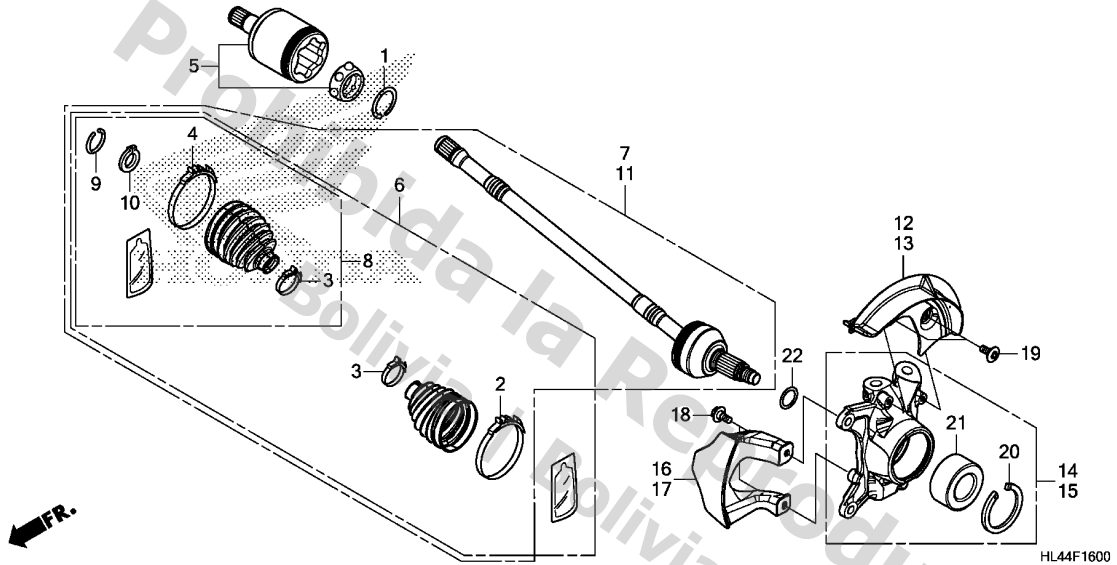
Service item

F.R.T.

Ref. No.	Part No.	Description	Reqd. QTY				Serial No.	Parts catalogue code
			M3 '16	M3P '16	M5P '16	M5D '16		
1	51108-HN2-000	BUSH, UPPER ARM .....	4	4	4	4		
2	51206-HN8-000	CAP, PIVOT, 10X32 .....	4	4	4	4		
3	51220-HL4-A01	JOINT COMP., FR. LOWER BALL .....	2	2	2	2		
4	51330-HL4-A00	ARM SET, R. FR. UPPER .....	1	1	1	1		
5	51340-HL4-A00	ARM SET, L. FR. UPPER .....	1	1	1	1		
6	51350-HL4-A00	ARM ASSY., R. FR. LOWER .....	1	1	1	1		
7	51360-HL4-A00	ARM ASSY., L. FR. LOWER .....	1	1	1	1		
8	51375-HP5-601	JOINT A, ARM BALL .....	2	2	2	2		
9	51464-HL4-A00	COLLAR, UPPER ARM .....	2	2	2	2		
10	90102-HP6-A00	BOLT, FLANGE, 10X213 .....	2	2	2	2		
11	90122-HL1-A00	BOLT, FLANGE, 12X70 .....	4	4	4	4		
12	90305-401-680	NUT, AXLE, 14MM .....	2	2	2	2		
13	90305-HC0-770	NUT, SELF-LOCK, 10MM .....	2	2	2	2		
14	90305-HC4-000	NUT, SELF-LOCK, 12MM .....	4	4	4	4		
15	90310-HB9-000	NUT, CASTLE, 12MM .....	2	2	2	2		
16	91261-HN8-003	DUST SEAL, 24X32X7 .....	4	4	4	4		
17	94201-30180	PIN, SPLIT, 3.0X18 .....	4	4	4	4		
18	94514-34000	CIRCLIP, EXTERNAL, 34MM .....	2	2	2	2		
19	94514-36000	CIRCLIP, EXTERNAL, 36MM .....	2	2	2	2		

3



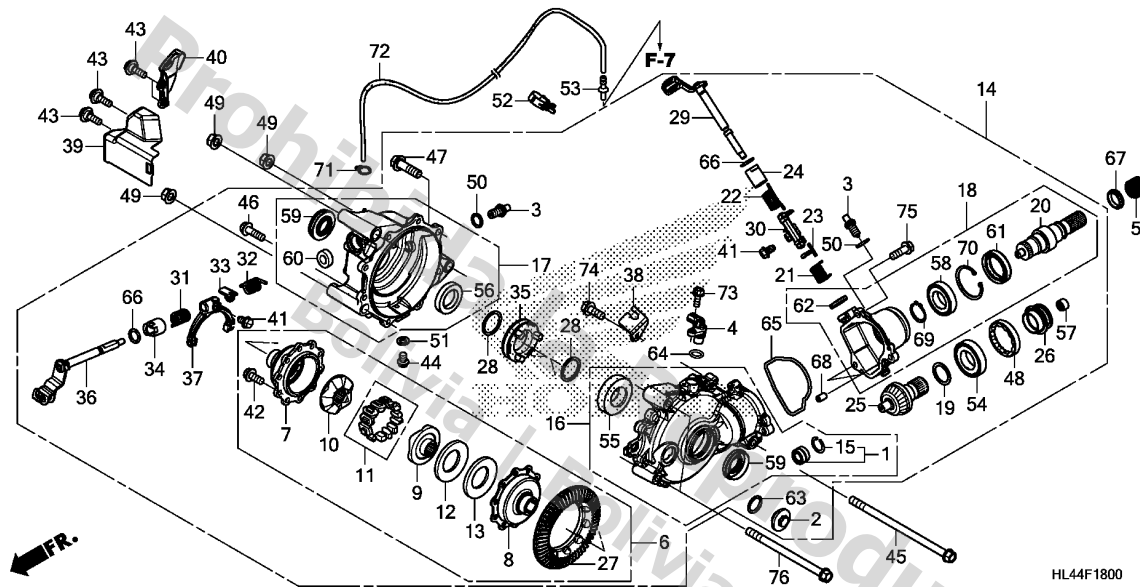


Service item

F.R.T.

3

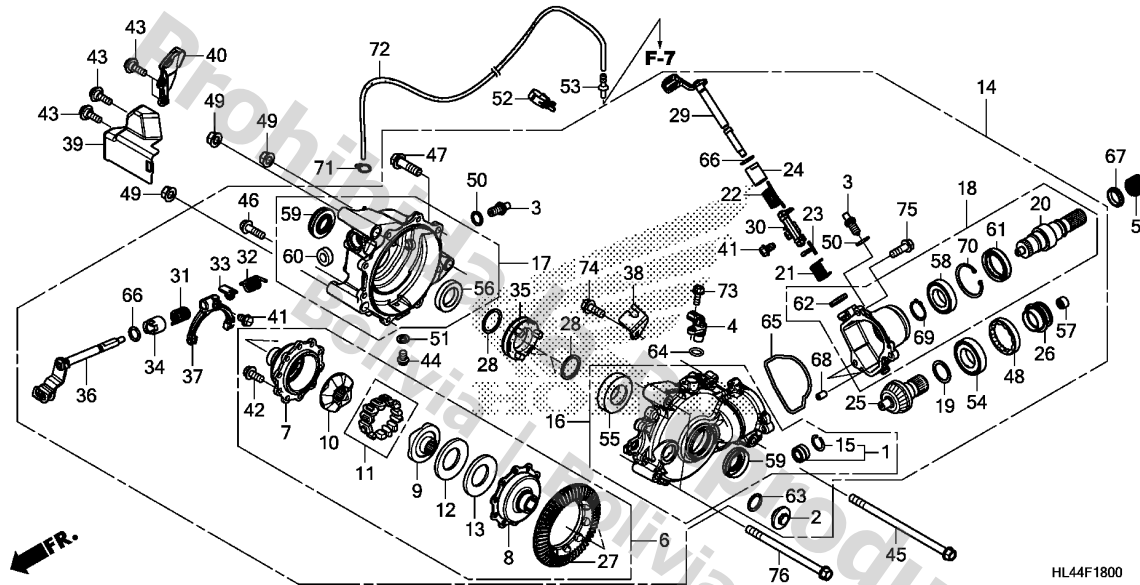
Ref. No.	Part No.	Description	Reqd. QTY				Serial No.	Parts catalogue code
			M3 '16	M3P '16	M5P '16	M5D '16		
1	42228-HL4-A01	RING, SNAP .....	2	2	2	2		
2	42231-HL4-A01	BAND, OUTBOARD(A) .....	2	2	2	2		
3	42232-HL4-A01	BAND, SHAFT BOOT .....	4	4	4	4		
4	42233-HL4-A01	BAND, INBOARD(A) .....	2	2	2	2		
5	44220-HL4-A01	JOINT COMP., FR. INBOARD .....	2	2	2	2		
6	44240-HL4-A01	BOOT SET, FR. ....	2	2	2	2		
7	44250-HL4-A01	SHAFT SET, R. FR. DRIVE .....	1	1	1	1		
8	44260-HL4-A01	BOOT SET, FR. INBOARD .....	2	2	2	2		
9	44319-S01-A01	SET RING, 26X1.8 .....	2	2	2	2		
10	44338-S0X-A01	CIRCLIP .....	2	2	2	2		
11	44350-HL4-A01	SHAFT SET, L. FR. DRIVE .....	1	1	1	1		
12	45255-HL4-A00	GUARD, R. FR. SPLASH .....	1	1	1	1		
13	45256-HL4-A00	GUARD, L. FR. SPLASH .....	1	1	1	1		
14	51200-HL4-A00	KNUCKLE ASSY., R. FR. ....	1	1	1	1		
15	51250-HL4-A00	KNUCKLE ASSY., L. FR. ....	1	1	1	1		
16	51325-HL4-A00	GUARD, R. FR. OUTBOARD .....	1	1	1	1		
17	51326-HL4-A00	GUARD, L. FR. OUTBOARD .....	1	1	1	1		
18	90111-KT1-780	BOLT, FLANGE, 6MM .....	4	4	4	4		
19	90114-HP0-A00	BOLT, SOCKET, 6X15 .....	4	4	4	4		
20	90651-HL3-A40	CIRCLIP, INTERNAL(75) .....	2	2	2	2		
21	91054-HL3-A41	BEARING, ANGULAR BALL, 40X74X36 .....	2	2	2	2		
22	91302-436-004	O-RING, 29.5X3(NOK) .....	2	2	2	2		



Service item

F.R.T.

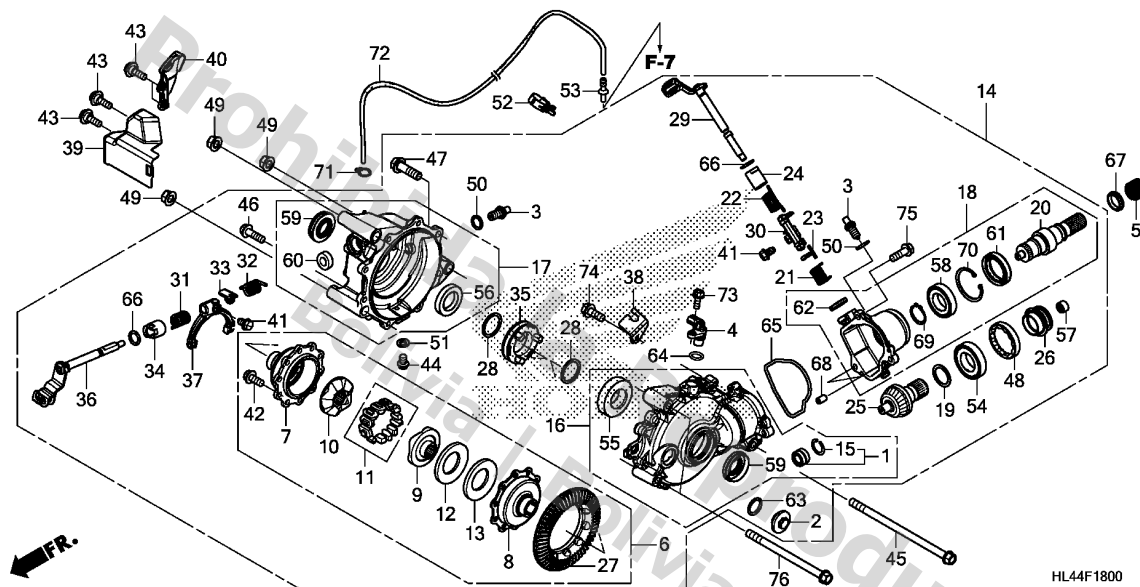
Ref. No.	Part No.	Description	Reqd. QTY				Serial No.	Parts catalogue code
			M3 '16	M3P '16	M5P '16	M5D '16		
1	06910-HR0-F00	BEARING SET, NEEDLE .....	1	1	1	1		
2	12361-035-000	CAP, TAPPET ADJUSTING HOLE ...	1	1	1	1		
3	35600-HN7-003	SWITCH ASSY., NEUTRAL .....	2	2	2	2		
4	37700-HP5-601	SENSOR ASSY., SPEED(TDK-EPC)	1	1	1	1		
5	40415-HL4-A00	SPRING, FR. PROPELLER SHAFT ..	1	1	1	1		
6	41200-HL4-A01	DIFFERENTIAL ASSY., FR. ....	1	1	1	1		
7	41211-HL4-A01	CASE, FR. DIFFERENTIAL .....	1	1	1	1		
8	41212-HL4-A01	CAP, FR. DIFFERENTIAL CASE ..	1	1	1	1		
9	41231-HL4-A01	CAM, FACE(A)(66) .....	1	1	1	1		
10	41232-HL4-A01	CAM, FACE(B)(66) .....	1	1	1	1		
11	41240-HL4-A01	FOLLOWER SET, CAM .....	1	1	1	1		
12	41251-HL4-A01	SHIM A(1.3) .....	1	1	1	1		
	41252-HL4-A01	SHIM B(1.4) .....	1	1	1	1		
	41253-HL4-A01	SHIM C(1.5) .....	1	1	1	1		
	41254-HL4-A01	SHIM D(1.6) .....	1	1	1	1		
	41255-HL4-A01	SHIM E(1.7) .....	1	1	1	1		
13	41261-HL4-A01	SPRING, DIFFERENTIAL SIDE CONED	1	1	1	1		
14	41400-HL4-A00	GEAR ASSY., FR. FINAL .....	1	1	1	1		
15	41405-HA7-670	RING, STOPPER .....	1	1	1	1		
16	41411-HL4-A00	CASE SUB ASSY., FR. FINAL GEAR	1	1	1	1		
17	41412-HL4-A00	COVER SUB ASSY., FR. FINAL GEAR	1	1	1	1		
18	41413-HL4-A00	CASE SUB ASSY., FR. CLUTCH ..	1	1	1	1		
19	41447-HM8-000	SHIM A, PINION GEAR(1.64) ...	1	1	1	1		
	41448-HM8-000	SHIM B, PINION GEAR(1.70) ...	1	1	1	1		



Ref. No.	Part No.	Description	Reqd. QTY				Serial No.	Parts catalogue code
			M3 '16	M3P '16	M5P '16	M5D '16		
19)	41449-HM8-000	SHIM C, PINION GEAR(1.76) ...	1	1	1	1		
	41451-HM8-000	SHIM D, PINION GEAR(1.82) ...	1	1	1	1		
	41452-HM8-000	SHIM E, PINION GEAR(1.88) ...	1	1	1	1		
	41453-HM8-000	SHIM F, PINION GEAR(1.94) ...	1	1	1	1		
	41454-HM8-000	SHIM G, PINION GEAR(2.00) ...	1	1	1	1		
	41455-HM8-000	SHIM H, PINION GEAR(2.06) ...	1	1	1	1		
	41456-HM8-000	SHIM I, PINION GEAR(2.12) ...	1	1	1	1		
	41457-HM8-000	SHIM J, PINION GEAR(2.18) ...	1	1	1	1		
20	41502-HL4-A00	JOINT, FR. FINAL CLUTCH .....	1	1	1	1		
21	41503-HP5-600	SPRING, FR. FINAL CLUTCH .....	1	1	1	1		
22	41504-HP5-600	SPRING, FR. FINAL CLUTCH LOCK	1	1	1	1		
23	41505-HP5-600	STOPPER, FR. FINAL CLUTCH ...	1	1	1	1		
24	41506-HL1-A00	COLLAR, FR. FINAL CLUTCH .....	1	1	1	1		
25	41521-HL4-A00	GEAR, FR. PINION(13T) .....	1	1	1	1		
26	41527-HR0-F00	SLEEVE, FR. FINAL CLUTCH .....	1	1	1	1		
27	41531-HL4-A00	GEAR, FR. RING(44T) .....	1	1	1	1		
28	41540-HA0-000	SPACER A, RING GEAR(1.82) ...	2	2	2	2		
	41541-HA0-000	SPACER B, RING GEAR(1.88) ...	2	2	2	2		
	41542-HA0-000	SPACER C, RING GEAR(1.94) ...	2	2	2	2		
	41543-HA0-000	SPACER D, RING GEAR(2.00) ...	2	2	2	2		
	41544-HA0-000	SPACER E, RING GEAR(2.06) ...	2	2	2	2		
	41545-HA0-000	SPACER F, RING GEAR(2.12) ...	2	2	2	2		
	41546-HA0-000	SPACER G, RING GEAR(2.18) ...	2	2	2	2		
	41547-HA0-000	SPACER H, RING GEAR(2.24) ...	2	2	2	2		
	41548-HA0-000	SPACER I, RING GEAR(2.30) ...	2	2	2	2		
	41561-HL4-A00	SPACER X, RING GEAR(1.14) ...	2	2	2	2		
	41562-HL4-A00	SPACER Y, RING GEAR(1.20) ...	2	2	2	2		

Ref. No.	Part No.	Description	Reqd. QTY				Serial No.	Parts catalogue code
			M3 '16	M3P '16	M5P '16	M5D '16		
28)	41563-HL4-A00	SPACER Z, RING GEAR(1.76) ...	2	2	2	2		
	41564-HL4-A00	SPACER J, RING GEAR(1.80) ...	2	2	2	2		
	41565-HL4-A00	SPACER K, RING GEAR(1.86) ...	2	2	2	2		
	41566-HL4-A00	SPACER L, RING GEAR(1.92) ...	2	2	2	2		
	41567-HL4-A00	SPACER M, RING GEAR(1.98) ...	2	2	2	2		
	41568-HL4-A00	SPACER N, RING GEAR(2.04) ...	2	2	2	2		
29	41540-HL4-A00	SHAFT COMP., FR. FINAL CLUTCH	1	1	1	1		
30	41550-HL4-A00	FORK COMP., FR. FINAL CLUTCH	1	1	1	1		
31	41603-HL4-A00	SPRING A, DIFFERENTIAL LOCK	1	1	1	1		
32	41604-HL4-A00	SPRING B, DIFFERENTIAL LOCK	1	1	1	1		
33	41605-HL4-A00	STOPPER, DIFFERENTIAL LOCK						
		SHAFT	1	1	1	1		
34	41606-HL4-A00	COLLAR, FR. DIFFERENTIAL LOCK	1	1	1	1		
35	41627-HL4-A00	SLEEVE, DIFFERENTIAL LOCK ...	1	1	1	1		
36	41640-HL4-A00	SHAFT COMP., FR. DIFFERENTIAL LOCK	1	1	1	1		
37	41650-HL4-A00	FORK COMP., DIFFERENTIAL LOCK	1	1	1	1		
38	41712-HL4-A00	STAY, CLUTCH CABLE .....	1	1	1	1		
39	41719-HL4-A00	COVER, FR. DIFFERENTIAL LOCK	1	1	1	1		
40	41728-HL4-A00	COVER, FR. CLUTCH .....	1	1	1	1		
41	90102-HL4-A00	BOLT, SPECIAL, 6MM .....	2	2	2	2		
42	90104-HL4-A00	BOLT, FLANGE, 10X23 .....	10	10	10	10		
43	90106-MM9-000	BOLT, FR. FENDER FIXING .....	4	4	4	4		
44	90109-371-000	BOLT, SEALING, 8MM .....	1	1	1	1		
45	90121-HL4-A00	BOLT, FLANGE, 10X192 .....	1	1	1	1		
46	90133-HP5-600	BOLT, FLANGE, 8X27 .....	6	6	6	6		
47	90134-HP5-600	BOLT, FLANGE, 10X35 .....	2	2	2	2		
48	90242-MB0-000	NUT, LOCK, 64MM .....	1	1	1	1		
49	90305-HC0-770	NUT, SELF-LOCK, 10MM .....	3	3	3	3		
50	90443-KR0-000	WASHER, NEUTRAL SWITCH .....	2	2	2	2		
51	90471-580-000	PACKING, 8MM .....	1	1	1	1		
52	90652-HC4-003	CLAMP, HARNESS .....	1	1	1	1		
53	90652-HF7-003	JOINT, BREATHER TUBE .....	1	1	1	1		
54	91051-HL4-A01	BEARING, RADIAL BALL, 6206 ..	1	1	1	1		
55	91052-HL4-A01	BEARING, RADIAL BALL, 35X68X16	1	1	1	1		
56	91055-HL4-A01	BEARING, RADIAL BALL, 6907 ..	1	1	1	1		
57	91056-HP5-601	BEARING, NEEDLE, 12X18X12 ..	1	1	1	1		
58	91059-HL4-A01	BEARING, RADIAL BALL, 60/32 ..	1	1	1	1		
59	91251-HL4-A01	OIL SEAL, 27X53X7 .....	2	2	2	2		
60	91252-HL4-A01	OIL SEAL, 24X32X5 .....	1	1	1	1		
61	91254-HR3-A21	OIL SEAL, 42X58X12 .....	1	1	1	1		
62	91254-KS7-831	DUST SEAL, 22X28X5 .....	1	1	1	1		
63	91302-001-020	O-RING, 30.8MM .....	1	1	1	1		
64	91303-KF0-003	O-RING, 14.8X2.4(ARAI) .....	1	1	1	1		
65	91351-HL4-A00	GASKET, FR. FINAL CLUTCH COVER	1	1	1	1		
66	91352-GAZ-930	O-RING, 8.5X1.5 .....	2	2	2	2		
67	91362-HL4-A01	O-RING, SPECIAL .....	1	1	1	1		
68	94301-06100	DOWEL PIN, 6X10 .....	2	2	2	2		
69	94510-32000	CIRCLIP, EXTERNAL, 32MM .....	1	1	1	1		
70	94520-58000	CIRCLIP, INTERNAL, 58MM .....	1	1	1	1		





Ref. No.	Part No.	Description	Reqd. QTY				Serial No.	Parts catalogue code
			M3 '16	M3P '16	M5P '16	M5D '16		

71	95002-35000	CLIP, TUBE(C6.5) .....	1	1	1	1		
72	95005-35935-30	TUBE, 3.5X935 (95005-35001-30M)	1	1	1	1		
73	95701-06016-00	BOLT, FLANGE, 6X16 .....	1	1	1	1		
74	95701-08020-00	BOLT, FLANGE, 8X20 .....	1	1	1	1		
75	95701-08025-00	BOLT, FLANGE, 8X25 .....	3	3	3	3		
76	95801-10150-00	BOLT, FLANGE, 10X150 .....	2	2	2	2		

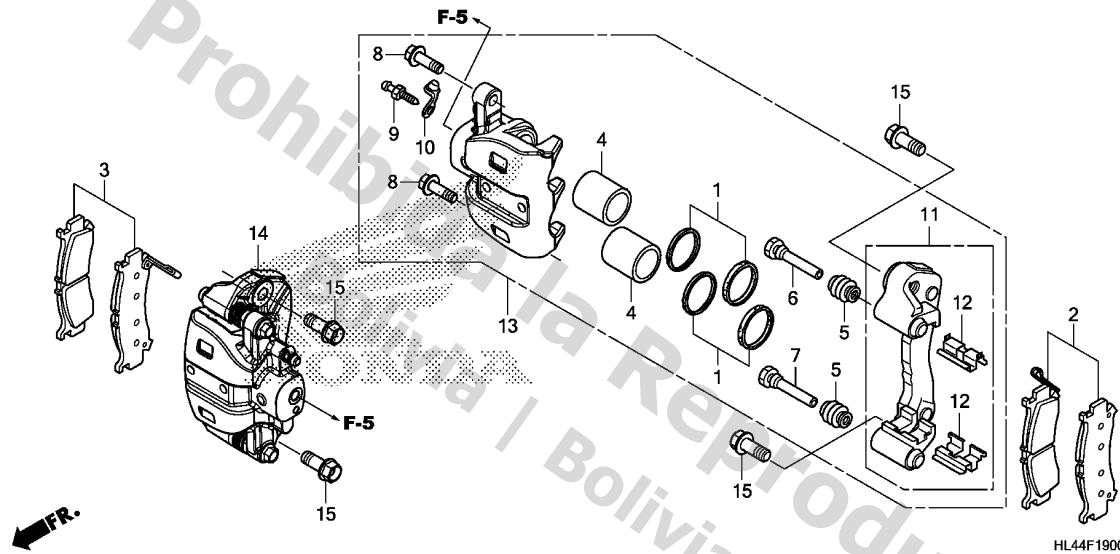
F-19

FRONT BRAKE CALIPER

19

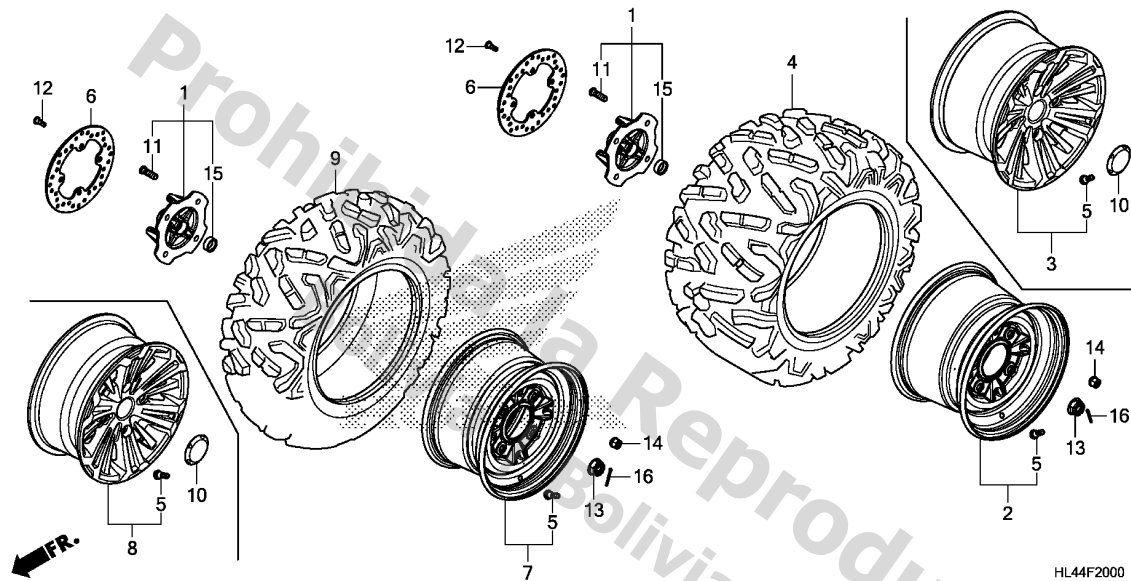
Service item

F.R.T.



Ref. No.	Part No.	Description	Reqd. QTY				Serial No.	Parts catalogue code
			M3 '16	M3P '16	M5P '16	M5D '16		
1	06451-961-405	SEAL SET, PISTON .....	4	4	4	4		
2	06451-HL4-A01	PAD SET, L. FR. ....	1	1	1	1		
3	06452-HL4-A01	PAD SET, R. FR. ....	1	1	1	1		
4	43107-KFG-J21	PISTON .....	4	4	4	4		
5	43234-S04-003	COVER, DUST .....	4	4	4	4		
6	43235-HL4-A01	PIN B .....	2	2	2	2		
7	43235-HP0-A01	PIN A .....	2	2	2	2		
8	43240-S6M-J51	BOLT, FLANGE, 8X26 .....	4	4	4	4		
9	43352-568-003	SCREW, BLEEDER(NISSIN) .....	2	2	2	2		
10	43353-461-771	CAP, BLEEDER .....	2	2	2	2		
11	45110-HL4-A01	BRACKET COMP., FR. ....	2	2	2	2		
12	45112-HP0-A01	RETAINER, FR. BRACKET .....	4	4	4	4		
13	45150-HL4-A01	CALIPER SUB ASSY., L. FR. ...	1	1	1	1		
14	45250-HL4-A01	CALIPER SUB ASSY., R. FR. ...	1	1	1	1		
15	90108-HL4-A00	BOLT, FLANGE, 12X28 .....	4	4	4	4		

3



Service item

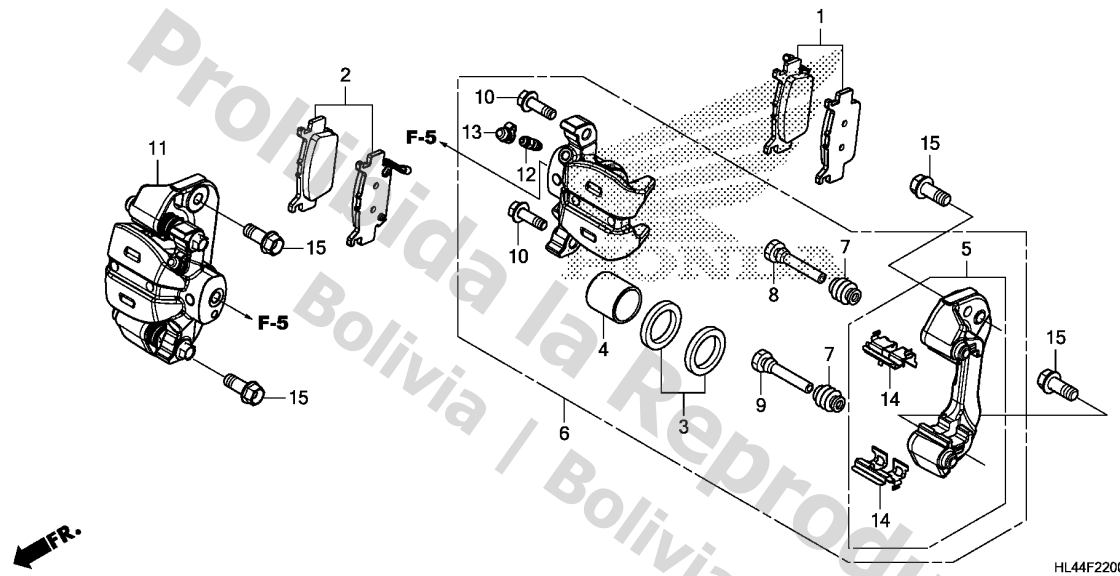
F.R.T.

3

Ref. No.	Part No.	Description	Reqd. QTY				Serial No.	Parts catalogue code
			M3 '16	SXS1000 M3P '16	M5P '16	M5D '16		
1	42615-HL4-A00	HUB SUB ASSY., WHEEL	4	4	4	4		
2	42650-HL4-A00	WHEEL SUB ASSY., RR.	2	2	2	-		
3	42650-HL4-A22	WHEEL SUB ASSY., RR.	-	-	-	2	----- 2A,2AC,3A,3AC,3CM	
	42650-HL4-A12	-----	-	-	-	2	----- A,AC,CM	
4	42711-HL4-A01	TIRE (27X11.00-12NHS) (OTR)	2	2	2	-		
	42711-HL4-A11	TIRE (27X11.00-14NHS) (CST)	-	-	-	2		
5	42753-HL3-A00	VALVE, RIM (TR412)	4	4	4	4		
6	43251-HL4-A01	DISK, BRAKE	4	4	4	4		
7	44650-HL4-A00	WHEEL SUB ASSY., FR.	2	2	2	-		
8	44650-HL4-A22	WHEEL SUB ASSY., FR.	-	-	-	2	----- 2A,2AC,3A,3AC,3CM	
	44650-HL4-A12	-----	-	-	-	2	----- A,AC,CM	
9	44711-HL4-A01	TIRE (27X9.00-12NHS) (OTR)	2	2	2	-		
	44711-HL4-A11	TIRE (27X9.00-14NHS) (CST)	-	-	-	2		
10	44732-HL4-A20	CAP, WHEEL CENTER	-	-	-	4	----- 2A,2AC,3A,3AC,3CM	
	44732-HL4-A10	-----	-	-	-	4	----- A,AC,CM	
11	90113-SA0-006	BOLT, WHEEL (SAGA)	16	16	16	16		
12	90116-HP6-A00	BOLT, DISK, 8X24	16	16	16	16		
13	90304-HM7-A10	NUT, AXLE, 20MM	4	4	4	4		
14	90304-SC2-000	NUT, WHEEL (FUSE RASHI)	16	16	16	-		
	90304-SA5-013	NUT, WHEEL (CHROME PLATED) (FUSE RASHI)	-	-	-	16		
15	91263-HL4-A01	DUST SEAL, 26X30.5X11	4	4	4	4		
16	94201-40300	PIN, SPLIT, 4.0X30	4	4	4	4		

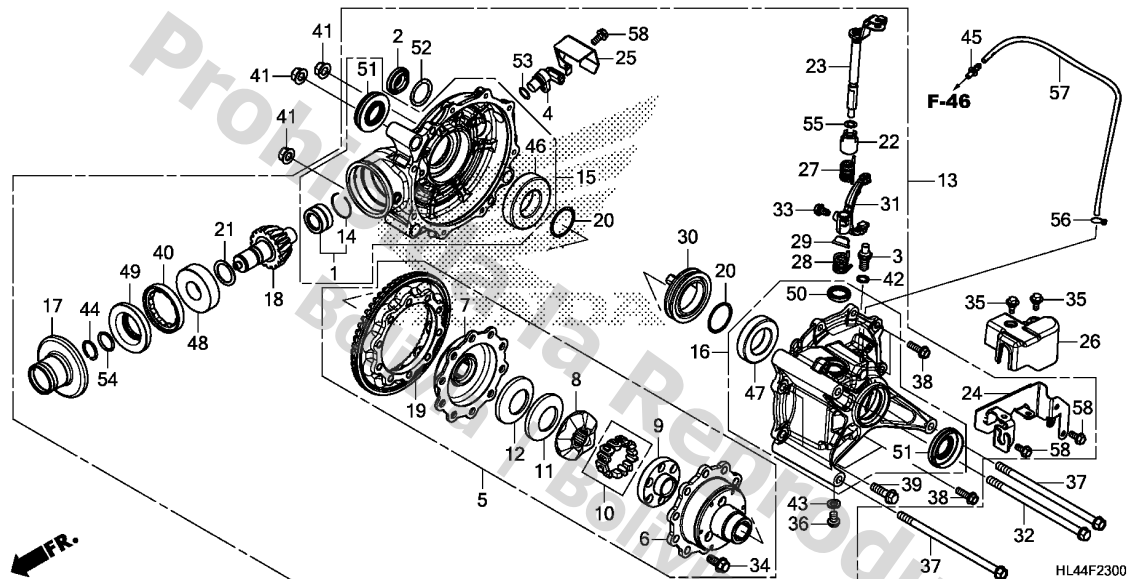
Service item

F.R.T.



Ref. No.	Part No.	Description	Reqd. QTY				Serial No.	Parts catalogue code
			M3 '16	M3P '16	M5P '16	M5D '16		
1	06431-HL4-A01	PAD SET, L. RR. ....	1	1	1	1		
2	06432-HL4-A01	PAD SET, R. RR. ....	1	1	1	1		
3	06451-MA7-405	SEAL SET, PISTON .....	2	2	2	2		
4	43107-K40-F11	PISTON .....	2	2	2	2		
5	43110-HL4-A01	BRACKET COMP., RR. ....	2	2	2	2		
6	43150-HL4-A01	CALIPER SUB ASSY., L. RR. ...	1	1	1	1		
7	43234-S04-003	COVER, DUST .....	4	4	4	4		
8	43235-HL4-A01	PIN B .....	2	2	2	2		
9	43235-HP0-A01	PIN A .....	2	2	2	2		
10	43240-S6M-J51	BOLT, FLANGE, 8X26 .....	4	4	4	4		
11	43250-HL4-A01	CALIPER SUB ASSY., R. RR. ...	1	1	1	1		
12	43352-568-003	SCREW, BLEEDER(NISSIN) .....	2	2	2	2		
13	43353-461-771	CAP, BLEEDER .....	2	2	2	2		
14	45112-HP0-B81	RETAINER, FR. BRACKET .....	4	4	4	4		
15	90109-HL4-A00	BOLT, FLANGE, 10X25 .....	4	4	4	4		





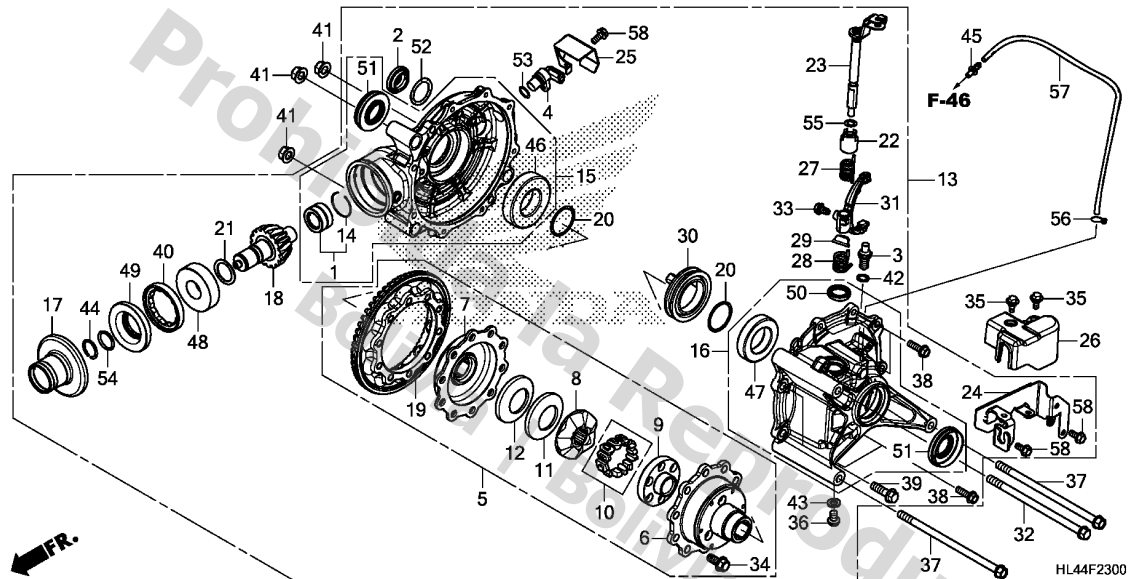
Service item F.R.T.

3

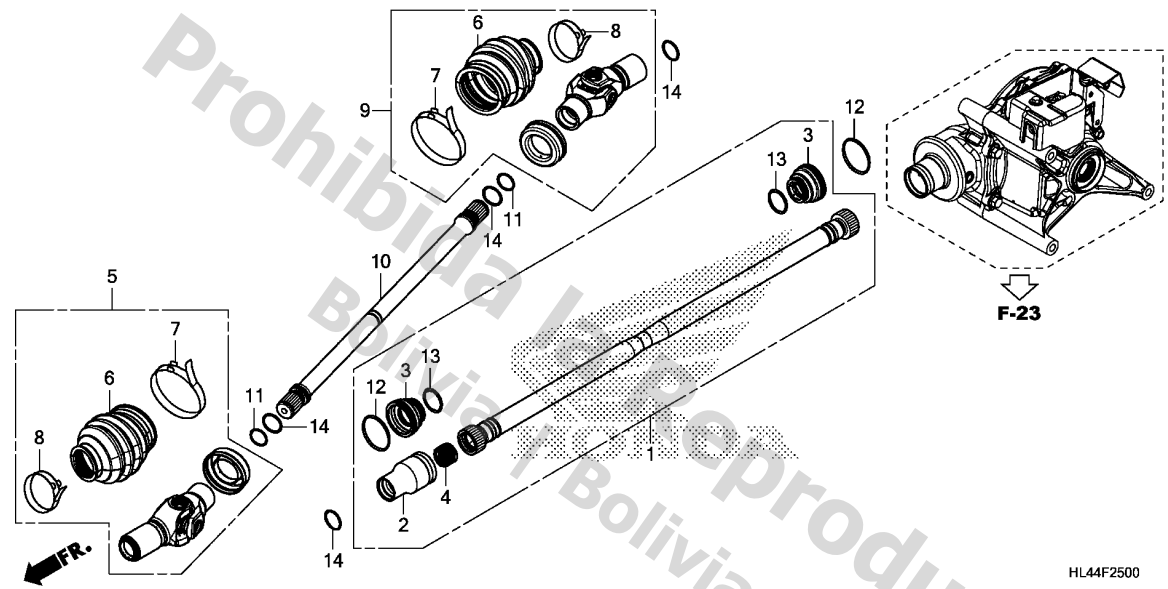
Ref. No.	Part No.	Description	Reqd. QTY				Serial No.	Parts catalogue code
			M3 '16	M3P '16	M5P '16	M5D '16		
1	06911-HL4-A00	BEARING SET, NEEDLE .....	1	1	1	1		
2	12361-035-000	CAP, TAPPET ADJUSTING HOLE ...	1	1	1	1		
3	35600-HN7-003	SWITCH ASSY., NEUTRAL .....	1	1	1	1		
4	37700-HP5-601	SENSOR ASSY., SPEED(TDK-EPC)	1	1	1	1		
5	41100-HL4-A01	DIFFERENTIAL ASSY., RR. ....	1	1	1	1		
6	41111-HL4-A01	CASE, RR. DIFFERENTIAL .....	1	1	1	1		
7	41112-HL4-A01	CAP, RR. DIFFERENTIAL CASE ..	1	1	1	1		
8	41131-HL4-A01	CAM, FACE(A)(68) .....	1	1	1	1		
9	41132-HL4-A01	CAM, FACE(B)(68) .....	1	1	1	1		
10	41140-HL4-A01	FOLLOWER SET, CAM .....	1	1	1	1		
11	41151-HL4-A01	SHIM A(1.3) .....	1	1	1	1		
	41152-HL4-A01	SHIM B(1.4) .....	1	1	1	1		
	41153-HL4-A01	SHIM C(1.5) .....	1	1	1	1		
	41154-HL4-A01	SHIM D(1.6) .....	1	1	1	1		
	41155-HL4-A01	SHIM E(1.7) .....	1	1	1	1		
12	41161-HL4-A01	SPRING, DIFFERENTIAL SIDE CONED	1	1	1	1		
13	41300-HL4-A01	GEAR ASSY., RR. FINAL .....	1	1	1	1		
14	41305-HL4-A00	RING, STOPPER .....	1	1	1	1		
15	41311-HL4-A00	CASE SUB ASSY., RR. FINAL GEAR	1	1	1	1		
16	41312-HL4-A01	COVER SUB ASSY., RR. FINAL GEAR	1	1	1	1		
17	41330-HL4-A00	JOINT COMP., RR. PINION .....	1	1	1	1		
18	41421-HL4-A00	GEAR, RR. PINION(16T) .....	1	1	1	1		
19	41431-HL4-A00	GEAR, RR. RING(54T) .....	1	1	1	1		
20	41447-HL4-A00	SHIM A, FINAL GEAR(O.64) ....	2	2	2	2		

Ref. No.	Part No.	Description	Reqd. QTY				Serial No.	Parts catalogue code
			M3 '16	M3P '16	M5P '16	M5D '16		
20)	41448-HL4-A00	SHIM B, FINAL GEAR(0.70) .....	2	2	2	2		
	41449-HL4-A00	SHIM C, FINAL GEAR(0.76) .....	2	2	2	2		
	41450-HL4-A00	SHIM D, FINAL GEAR(0.82) .....	2	2	2	2		
	41451-HL4-A00	SHIM E, FINAL GEAR(0.88) .....	2	2	2	2		
	41452-HL4-A00	SHIM F, FINAL GEAR(0.94) .....	2	2	2	2		
	41453-HL4-A00	SHIM G, FINAL GEAR(1.00) .....	2	2	2	2		
	41454-HL4-A00	SHIM H, FINAL GEAR(1.06) .....	2	2	2	2		
	41455-HL4-A00	SHIM I, FINAL GEAR(1.12) .....	2	2	2	2		
	41456-HL4-A00	SHIM J, FINAL GEAR(1.18) .....	2	2	2	2		
	41457-HL4-A00	SHIM K, FINAL GEAR(1.24) .....	2	2	2	2		
	41458-HL4-A00	SHIM L, FINAL GEAR(1.30) .....	2	2	2	2		
	41459-HL4-A00	SHIM M, FINAL GEAR(1.36) .....	2	2	2	2		
	41460-HL4-A00	SHIM N, FINAL GEAR(1.42) .....	2	2	2	2		
	41461-HL4-A00	SHIM O, FINAL GEAR(1.48) .....	2	2	2	2		
	41462-HL4-A00	SHIM P, FINAL GEAR(1.54) .....	2	2	2	2		
	41463-HL4-A00	SHIM Q, FINAL GEAR(1.60) .....	2	2	2	2		
21	41450-MG9-000	SHIM A, PINION GEAR(1.32) ...	1	1	1	1		
	41451-MG9-000	SHIM B, PINION GEAR(1.38) ...	1	1	1	1		
	41452-MG9-000	SHIM C, PINION GEAR(1.44) ...	1	1	1	1		
	41453-MG9-000	SHIM D, PINION GEAR(1.50) ...	1	1	1	1		
	41454-MG9-000	SHIM E, PINION GEAR(1.56) ...	1	1	1	1		
	41455-MG9-000	SHIM F, PINION GEAR(1.62) ...	1	1	1	1		
	41456-MG9-000	SHIM G, PINION GEAR(1.68) ...	1	1	1	1		
22	41607-HL4-A00	COLLAR, RR. DIFFERENTIAL LOCK	1	1	1	1		
23	41630-HL4-A00	SHAFT COMP., RR. DIFFERENTIAL LOCK	1	1	1	1		
24	41710-HL4-A00	STAY COMP., RR. DIFFERENTIAL LOCK	1	1	1	1		
25	41721-HL4-A00	COVER, RR. SPEED SENSOR .....	1	1	1	1		
26	41727-HL4-A00	COVER, RR. DIFFERENTIAL LOCK ARM	1	1	1	1		
27	41803-HL4-A00	SPRING A, RR. DIFFERENTIAL LOCK	1	1	1	1		
28	41804-HL4-A00	SPRING B, RR. DIFFERENTIAL LOCK	1	1	1	1		
29	41805-HL4-A00	STOPPER, RR. DIFFERENTIAL LOCK SHAFT	1	1	1	1		
30	41827-HL4-A00	SLEEVE, RR. DIFFERENTIAL LOCK	1	1	1	1		
31	41850-HL4-A00	FORK COMP., RR. DIFFERENTIAL LOCK	1	1	1	1		
32	90101-KCW-850	BOLT, ENGINE HANGER, 10X188 ..	1	1	1	1		
33	90102-HL4-A00	BOLT, SPECIAL, 6MM .....	1	1	1	1		
34	90104-HL4-A00	BOLT, FLANGE, 10X23 .....	10	10	10	10		
35	90106-MM9-000	BOLT, FR. FENDER FIXING .....	2	2	2	2		
36	90109-371-000	BOLT, SEALING, 8MM .....	1	1	1	1		
37	90117-166-600	BOLT, FLANGE, 10X200 .....	2	2	2	2		
38	90133-HP5-600	BOLT, FLANGE, 8X27 .....	6	6	6	6		
39	90134-HP5-600	BOLT, FLANGE, 10X35 .....	2	2	2	2		
40	90242-HL1-A00	NUT, LOCK, 72MM .....	1	1	1	1		
41	90305-HC0-770	NUT, SELF-LOCK, 10MM .....	3	3	3	3		
42	90443-KR0-000	WASHER, NEUTRAL SWITCH .....	1	1	1	1		
43	90471-580-000	PACKING, 8MM .....	1	1	1	1		
44	90601-ZG3-000	CLIP, PISTON PIN .....	1	1	1	1		

3



Ref. No.	Part No.	Description	Reqd. QTY				Serial No.	Parts catalogue code
			M3 '16	M3P '16	M5P '16	M5D '16		
45	90652-HF7-003	JOINT, BREATHER TUBE .....	1	1	1	1		
46	91056-HL4-A01	BEARING, RADIAL BALL, 6208 ..	1	1	1	1		
47	91057-HL4-A01	BEARING, RADIAL BALL, 6008 ..	1	1	1	1		
48	91064-HL4-A01	BEARING, BALL RADIAL, 63/28 ..	1	1	1	1		
49	91251-HL3-A01	OIL SEAL, 36X75X8 .....	1	1	1	1		
50	91252-HL4-A01	OIL SEAL, 24X32X5 .....	1	1	1	1		
51	91255-HL4-A01	OIL SEAL, 29X59X7 .....	2	2	2	2		
52	91302-001-020	O-RING, 30.8MM .....	1	1	1	1		
53	91303-KF0-003	O-RING, 14.8X2.4 (ARAI) .....	1	1	1	1		
54	91312-KM9-003	O-RING, 24X3 .....	1	1	1	1		
55	91352-GAZ-930	O-RING, 8.5X1.5 .....	1	1	1	1		
56	95002-35000	CLIP, TUBE(C6.5) .....	1	1	1	1		
57	95005-35470-30	TUBE, 3.5X470 (95005-35001-30M)	1	1	1	1		
58	95701-06016-00	BOLT, FLANGE, 6X16 .....	3	3	3	3		



Service item

F.R.T.

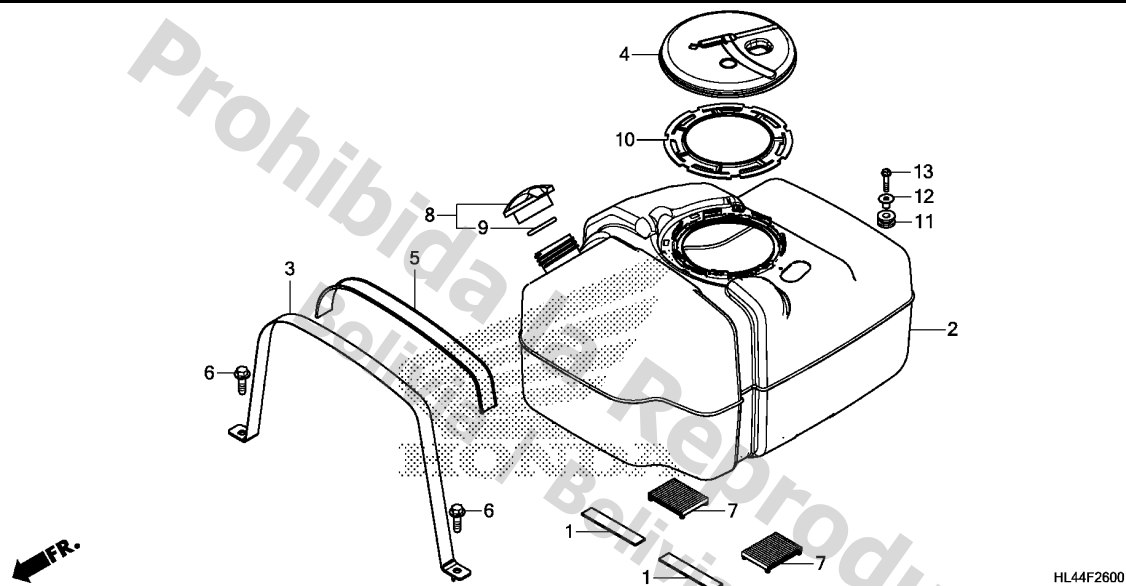
HL44F2500

Ref. No.	Part No.	Description	Reqd. QTY				Serial No.	Parts catalogue code
			M3 '16	M3P '16	M5P '16	M5D '16		
1	40200-HL4-A00	SHAFT ASSY., RR. PROPELLER ..	1	1	1	1		
2	40202-HL4-A00	JOINT, RR. PROPELLER SHAFT ..	1	1	1	1		
3	40203-HL4-A00	BOOT, RR. PROPELLER .....	2	2	2	2		
4	40215-HL4-A00	SPRING, PROPELLER SHAFT .....	1	1	1	1		
5	40300-HL4-A00	JOINT ASSY., YOKE(A) .....	1	1	1	1		
6	40321-HL4-A00	BOOT, YOKE JOINT .....	2	2	2	2		
7	40322-HL4-A00	BAND A, YOKE JOINT BOOT .....	2	2	2	2		
8	40323-HL4-A00	BAND B, YOKE JOINT BOOT .....	2	2	2	2		
9	40350-HL4-A00	JOINT ASSY., YOKE(B) .....	1	1	1	1		
10	40401-HL4-A00	SHAFT, FR. PROPELLER .....	1	1	1	1		
11	90601-ZG3-000	CLIP, PISTON PIN .....	2	2	2	2		
12	91301-HM7-A00	BAND, BOOT(D32) .....	2	2	2	2		
13	91303-HM7-A00	BAND, BOOT(D20) .....	2	2	2	2		
14	91361-HL4-A01	O-RING, 25.5X1.9 .....	4	4	4	4		

3

Service item

F.R.T.

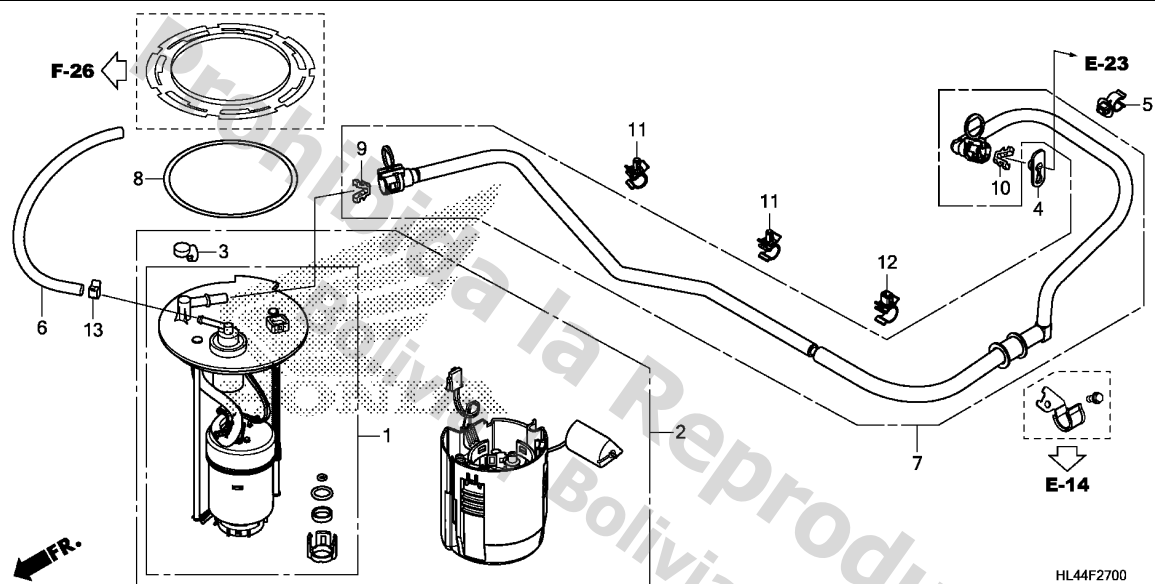


Ref. No.	Part No.	Description	Reqd. QTY				Serial No.	Parts catalogue code
			M3 '16	SXS1000 M3P '16	M5P '16	M5D '16		
1	17509-MN5-000	CUSHION, BATTERY TRAY (A) .....	2	2	2	2		
2	17510-HL4-A00	TANK COMP., FUEL .....	1	1	1	1		
3	17516-HL3-A00	BAND, FR. FUEL TANK MOUNTING .....	1	1	1	1		
4	17523-HR3-A20	COVER, FUEL PUMP .....	1	1	1	1		
5	17523-S84-300	CUSHION, TANK BAND .....	1	1	1	1		
6	17525-SM4-000	BOLT-WASHER, 10X35 .....	2	2	2	2		
7	17612-HL3-A00	CUSHION, FUEL TANK RR. ....	2	2	2	2		
8	17620-HL3-A00	CAP ASSY., FUEL TANK .....	1	1	1	1		
9	17624-HF7-000	PACKING, FUEL CAP .....	1	1	1	1		
10	17719-HR3-A21	LOCKING RING, FUEL PUMP .....	1	1	1	1		
11	18334-KA3-830	RUBBER, SILENCER .....	1	1	1	1		
12	19052-MGH-640	COLLAR, RADIATOR MOUNTING ...	1	1	1	1		
13	95701-06030-00	BOLT, FLANGE, 6X30 .....	1	1	1	1		

F-27

FUEL PUMP

J 1

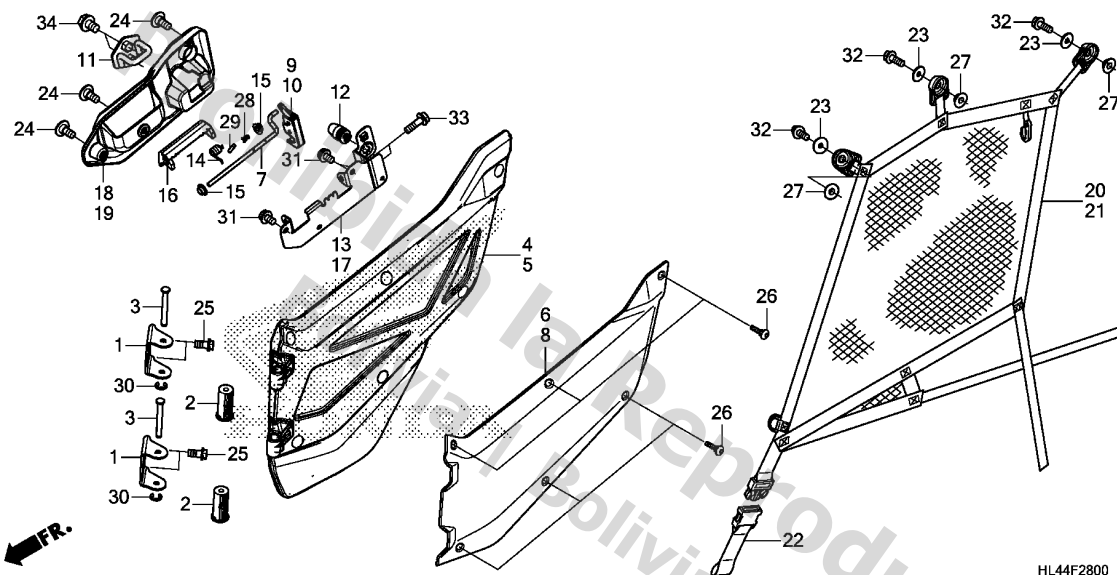


Service item

F.R.T.

Ref. No.	Part No.	Description	Reqd. QTY				Serial No.	Parts catalogue code
			M3 '16	M3P '16	M5P '16	M5D '16		
1	16010-HL3-A01	STRAINER SET, FUEL .....	1	1	1	1		
2	16700-HL3-A02	PUMP ASSY., FUEL .....	1	1	1	1		
3	16719-HW1-670	DAMPER, CONNECTOR .....	1	1	1	1		
4	16719-MEW-920	DAMPER, CONNECTOR .....	1	1	1	1		
5	16725-PNA-003	CLAMP A, FUEL HOSE .....	1	1	1	1		
6	17511-HL4-A00	TUBE, FUEL TANK BREATHER ....	1	1	1	1		
7	17570-HL4-A01	HOSE COMP., FUEL FEED .....	1	1	1	1		
8	17574-HR3-A21	PACKING, FUEL PUMP .....	1	1	1	1		
9	17711-SOX-003	RETAINER (ORANGE) (TOKAI) .....	1	1	1	1		
10	17711-SOX-931	RETAINER (BLUE GREEN) (TOKAI) -	1	1	1	1		
11	90652-HL4-A01	CLIP .....	2	2	2	2		
12	90654-HL4-A01	CLAMP, HOSE (D15) .....	1	1	1	1		
13	95002-41000-08	CLAMP, TUBE (D10) .....	1	1	1	1		

3



Service item

F.R.T.

HL44F2800

3

Ref. No.	Part No.	Description	Reqd. QTY				Serial No.	Parts catalogue code
			M3 '16	SXS1000 M3P '16	M5P '16	M5D '16		
1	67150-HL4-A00	BRACKET, HINGE .....	4	4	4	4		
2	67151-HL3-A00	COLLAR, HINGE .....	4	4	4	4		
3	67153-HL3-A00	PIN, HINGE .....	4	4	4	4		
4	67205-HL4-A00ZA	DOOR COMP., R. FR.						
		*NH1*.....BLACK	1	-	1	-		
		67205-HL4-A10ZA *NH1*.....BLACK	-	1	-	1		
5	67215-HL4-A00ZA	DOOR COMP., L. FR.						
		*NH1*.....BLACK	1	-	1	-		
		67215-HL4-A10ZA *NH1*.....BLACK	-	1	-	1		
6	67225-HL4-A20ZA	PANEL, R. FR. DOOR						
		*YRA05L*.....CLOSE RANGE CAMO	-	1	-	1	-----	2A,2AC
		67225-HL4-A10ZB *R232*.....PATRIOT RED	-	1	-	1	-----	A,AC,CM
		67225-HL4-A10ZC *NH196*.....ROSS WHITE	-	1	-	1	-----	A,AC,CM
		67225-HL4-A10ZA *YR222R*.....ZEST ORANGE-R	-	1	-	-	-----	A,AC,CM
		67225-HL4-A10ZE *NHB68MR*						
		NEMESIS SILVER METALLIC R	-	-	-	1	-----	3A,3AC,3CM
7	67230-HL1-A00	LEVER, DOOR .....	2	2	2	2		
8	67235-HL4-A20ZA	PANEL, L. FR. DOOR						
		*YRA05L*.....CLOSE RANGE CAMO	-	1	-	1	-----	2A,2AC
		67235-HL4-A10ZB *R232*.....PATRIOT RED	-	1	-	1	-----	A,AC,CM
		67235-HL4-A10ZC *NH196*.....ROSS WHITE	-	1	-	1	-----	A,AC,CM
		67235-HL4-A10ZA *YR222R*.....ZEST ORANGE-R	-	1	-	-	-----	A,AC,CM
		67235-HL4-A10ZE *NHB68MR*						
		NEMESIS SILVER METALLIC R	-	-	-	1	-----	3A,3AC,3CM
9	67236-HL1-A01	LATCH COMP., R. DOOR .....	1	1	1	1		
10	67237-HL1-A01	LATCH COMP., L. DOOR .....	1	1	1	1		
11	67238-HL1-A00	STRIKER COMP., DOOR .....	2	2	2	2		

Ref. No.	Part No.	Description	Reqd. QTY				Serial No.	Parts catalogue code
			M3 '16	M3P '16	M5P '16	M5D '16		
12	67239-HL1-A00	STOPPER, DOOR .....	2	2	2	2		
13	67240-HL4-A00	PLATE COMP., R. DOOR LEVER ..	1	1	1	1		
14	67241-HL1-A00	SPRING, DOOR LEVER .....	2	2	2	2		
15	67243-HL1-A00	BUSH, FLANGE, 6MM .....	4	4	4	4		
16	67244-HL1-A00ZA	HANDLE, DOOR *NH1*.....BLACK	2	2	2	2		
17	67250-HL4-A00	PLATE COMP., L. DOOR LEVER ..	1	1	1	1		
18	67251-HL4-A00ZA	COVER, R. DOOR *NH1*.....BLACK	1	1	1	1		
19	67252-HL4-A00ZA	COVER, L. DOOR *NH1*.....BLACK	1	1	1	1		
20	67310-HL4-A00	NET ASSY., R. FR. SIDE .....	1	1	1	1		
21	67320-HL4-A00	NET ASSY., L. FR. SIDE .....	1	1	1	1		
22	67330-HL4-A00	NET ASSY., SIDE(A) .....	2	2	2	2		
23	77302-124-000	WASHER, SEAT MOUNTING .....	6	6	6	6		
24	90106-KBV-000	SCREW, PAN, 6X14 .....	6	6	6	6		
25	90109-GS9-610	BOLT, SPECIAL, 8MM .....	8	8	8	8		
26	90114-MFL-000	SCREW, SPECIAL, 6X16 .....	-	12	-	12		
27	90127-KF0-770	COLLAR, 6X4 .....	6	6	6	6		
28	94251-06000	PIN, LOCK, 6MM .....	2	2	2	2		
29	94305-25162	PIN, SPRING, 2.5X16 .....	2	2	2	2		
30	94540-07018	E-RING, 7MM .....	4	4	4	4		
31	95701-06010-08	BOLT, FLANGE, 6X10 .....	6	6	6	6		
32	95701-06016-07	BOLT, FLANGE, 6X16 .....	6	6	6	6		
33	95701-06020-08	BOLT, FLANGE, 6X20 .....	4	4	4	4		
34	95701-08012-08	BOLT, FLANGE, 8X12 .....	4	4	4	4		

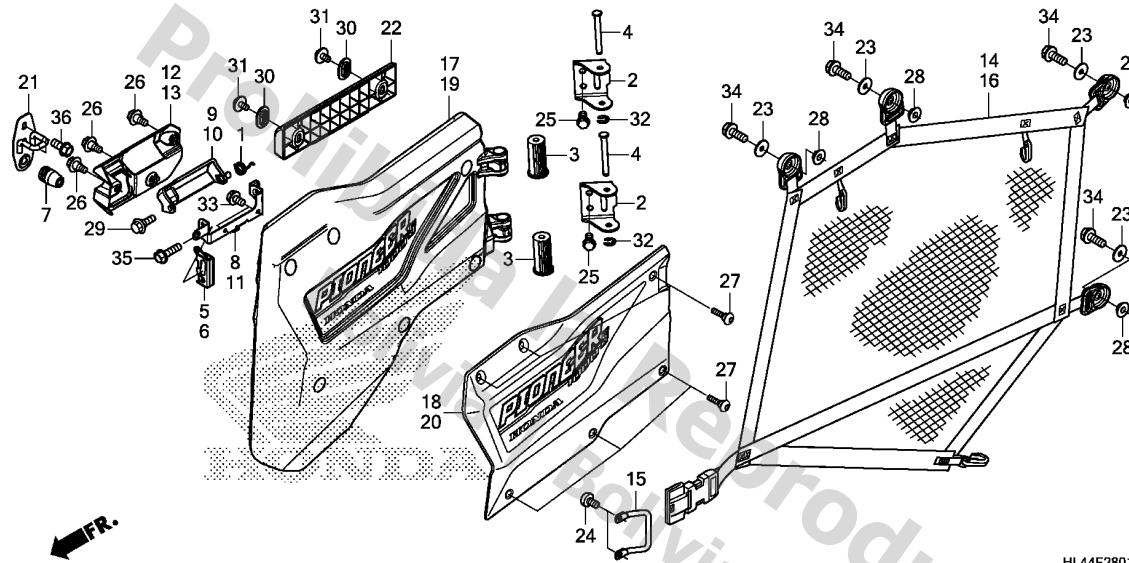
Reprod. y Distribución / Reproducción y Distribución  
 Parada Viana / Douglas Parada Viana



F-28-1

REAR DOOR

J 4



Service item

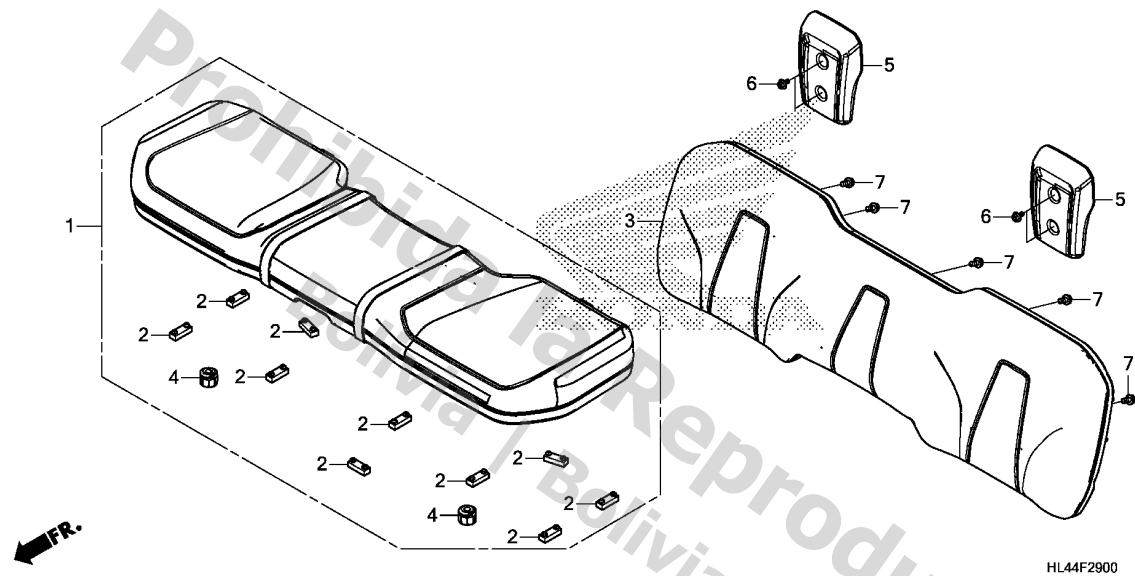
F.R.T.

HL44F2801

3

Ref. No.	Part No.	Description	Reqd. QTY				Serial No.	Parts catalogue code
			M3	M3P	M5P	M5D		
			'16	'16	'16	'16		
1	53193-HN8-000	SPRING, RETURN LEVER .....	-	-	2	2		
2	67150-HL4-A00	BRACKET, HINGE .....	-	-	4	4		
3	67151-HL3-A00	COLLAR, HINGE .....	-	-	4	4		
4	67153-HL3-A00	PIN, HINGE .....	-	-	4	4		
5	67236-HL1-A01	LATCH COMP., R. DOOR .....	-	-	1	1		
6	67237-HL1-A01	LATCH COMP., L. DOOR .....	-	-	1	1		
7	67239-HL1-A00	STOPPER, DOOR .....	-	-	2	2		
8	67240-HL3-A00	PLATE COMP., R. DOOR LEVER ..	-	-	1	1		
9	67244-HL3-A00	HANDLE, R. DOOR .....	-	-	1	1		
10	67245-HL3-A00	HANDLE, L. DOOR .....	-	-	1	1		
11	67250-HL3-A00	PLATE COMP., L. DOOR LEVER ..	-	-	1	1		
12	67251-HL3-A00ZB	COVER, R. DOOR						
	*NH1*	.....BLACK	-	-	1	1		
13	67252-HL3-A00ZA	COVER, L. DOOR						
	*NH1*	.....BLACK	-	-	1	1		
14	67810-HL4-A00	NET ASSY., R. RR. SIDE .....	-	-	1	1		
15	67811-HL4-A00	WIRE, SIDE NET .....	-	-	2	2		
16	67820-HL4-A00	NET ASSY., L. RR. SIDE .....	-	-	1	1		
17	73510-HL4-A00ZA	DOOR SET, R. RR.(WL)						
	*TYPE2*	.....	-	-	1	-		
	73510-HL4-A00ZB	*TYPE1*	-	-	1	-		
	73500-HL4-A10ZA	DOOR COMP., R. RR.(WOL)						
	*NH1*	.....BLACK	-	-	-	1		
18	73510-HL4-A20ZA	PANEL SET, R. RR. DOOR(WL)						
	*TYPE1*	.....	-	-	1	-----	2A,2AC	
	73510-HL4-A10ZA	*TYPE3*	-	-	1	-----	3A,3AC,3CM	

Ref. No.	Part No.	Description	Reqd. QTY				Serial No.	Parts catalogue code
			M3 '16	M3P '16	M5P '16	M5D '16		
18)	73510-HL4-A10ZB	PANEL SET, R. RR. DOOR(WL)						
		*TYPE2*	-	-	-	1	-----	A,AC,CM
	73510-HL4-A10ZC	*TYPE1*	-	-	-	1	-----	A,AC,CM
19	73610-HL4-A00ZA	DOOR SET, L. RR.(WL)						
		*TYPE2*	-	-	1	-		
	73610-HL4-A00ZB	*TYPE1*	-	-	1	-		
	73600-HL4-A10ZA	DOOR COMP., L. RR.(WOL)						
		*NH1* .BLACK	-	-	-	1		
20	73610-HL4-A20ZA	PANEL SET, L. RR. DOOR(WL)						
		*TYPE1*	-	-	-	1	-----	2A,2AC
	73610-HL4-A10ZA	*TYPE3*	-	-	-	1	-----	3A,3AC,3CM
	73610-HL4-A10ZB	*TYPE2*	-	-	-	1	-----	A,AC,CM
	73610-HL4-A10ZC	*TYPE1*	-	-	-	1	-----	A,AC,CM
21	73656-HL4-A00	STRIKER COMP., RR. DOOR	-	-	2	2		
22	73658-HL3-A00	STOPPER, RR. DOOR	-	-	2	2		
23	77302-124-000	WASHER, SEAT MOUNTING	-	-	8	8		
24	90106-HL1-A00	BOLT, SOCKET, 6X10	-	-	4	4		
25	90109-GS9-610	BOLT, SPECIAL, 8MM	-	-	8	8		
26	90111-HP0-A00	BOLT, FLANGE, 6MM	-	-	6	6		
27	90114-MFL-000	SCREW, SPECIAL, 6X16	-	-	-	12		
28	90127-KF0-770	COLLAR, 6X4	-	-	8	8		
29	90139-MCA-A60	BOLT, FLANGE, 6MM	-	-	2	2		
30	90506-HL3-A00	COLLAR, DOOR STOPPER	-	-	4	4		
31	93404-06012-07	BOLT-WASHER, 6X12	-	-	4	4		
32	94540-07018	E-RING, 7MM	-	-	4	4		
33	95701-06010-08	BOLT, FLANGE, 6X10	-	-	4	4		
34	95701-06016-07	BOLT, FLANGE, 6X16	-	-	8	8		
35	95701-06020-08	BOLT, FLANGE, 6X20	-	-	2	2		
36	95701-08018-07	BOLT, FLANGE, 8X18	-	-	4	4		



Service item

F.R.T.

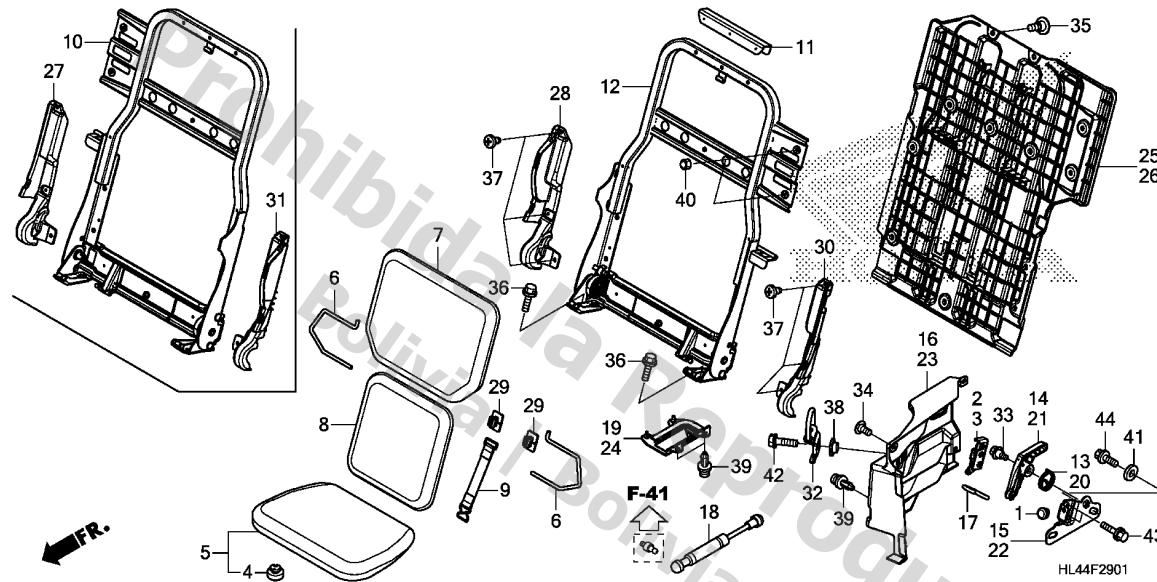
HL44F2900

Ref. No.	Part No.	Description	Reqd. QTY				Serial No.	Parts catalogue code
			M3 '16	SXS1000 M3P '16	M5P '16	M5D '16		
1	77100-HL4-A01	CUSHION ASSY., SEAT .....	1	1	1	1		
2	77104-HL3-A01	RUBBER, SEAT SETTING .....	10	10	10	10		
3	77200-HL4-A01	SEATBACK ASSY. ....	1	1	1	1		
4	77207-HA0-000	CUSHION, SEAT MOUNTING .....	2	2	2	2		
5	81140-HL3-A00ZA	HEADREST *NH1*.....BLACK	2	2	2	2		
6	90116-ME9-000	BOLT, FLANGE, 6MM .....	4	4	4	4		
7	95701-06012-08	BOLT, FLANGE, 6X12 .....	5	5	5	5		

# F-29-1

# REAR SEAT

J 7

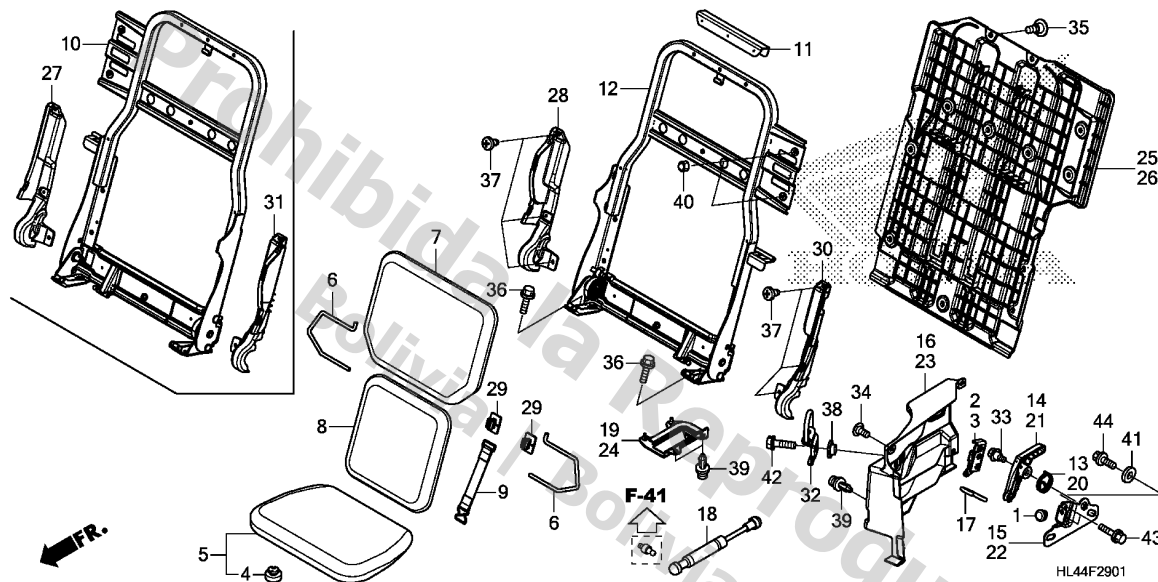


Service item

F.R.T.

Ref. No.	Part No.	Description	Reqd. QTY				Serial No.	Parts catalogue code
			M3 '16	M3P '16	M5P '16	M5D '16		
1	47117-196-000	RUBBER, STOPPER .....	-	-	2	2		
2	67236-HL1-A01	LATCH COMP., R. DOOR .....	-	-	1	1		
3	67237-HL1-A01	LATCH COMP., L. DOOR .....	-	-	1	1		
4	77215-GC2-000	RUBBER B, SEAT STOPPER .....	-	-	8	8		
5	77500-HL3-A01	CUSHION ASSY., RR. SEAT .....	-	-	2	2		
6	77626-HL3-A01	WIRE(A) .....	-	-	4	4		
7	77630-HL4-A01	CUSHION ASSY., UPPER .....	-	-	2	2		
8	77631-HL3-A01	CUSHION ASSY., LOWER .....	-	-	2	2		
9	77632-HL3-A01	STRAP ASSY., HOOK .....	-	-	2	2		
10	77800-HL4-A02	FRAME COMP., R. RR. SEAT .....	-	-	1	1		
11	77806-HL3-A01	GUARD, SEAT BACK PIPE .....	-	-	2	2		
12	77850-HL4-A02	FRAME COMP., L. RR. SEAT .....	-	-	1	1		
13	77902-HL3-A00	SPRING, R. SEAT LATCH .....	-	-	1	1		
14	77903-HL3-A00	HANDLE, R. SEAT LATCH .....	-	-	1	1		
15	77904-HL4-A00	BRACKET, R. SEAT LATCH .....	-	-	1	1		
16	77905-HL4-A00ZA	COVER, R. SEAT LATCH						
	*NH1*.....BLACK		-	-	1	1		
17	77906-HL3-A00	ROD, SEAT LATCH .....	-	-	2	2		
18	77908-HL3-A01	DAMPER, RR. SEAT .....	-	-	2	2		
19	77909-HL4-A00	RUBBER, R. RR. SEAT DAMPER ..	-	-	1	1		
20	77952-HL3-A00	SPRING, L. SEAT LATCH .....	-	-	1	1		
21	77953-HL3-A00	HANDLE, L. SEAT LATCH .....	-	-	1	1		
22	77954-HL4-A00	BRACKET, L. SEAT LATCH .....	-	-	1	1		
23	77955-HL4-A00ZA	COVER, L. SEAT LATCH						
	*NH1*.....BLACK		-	-	1	1		

3

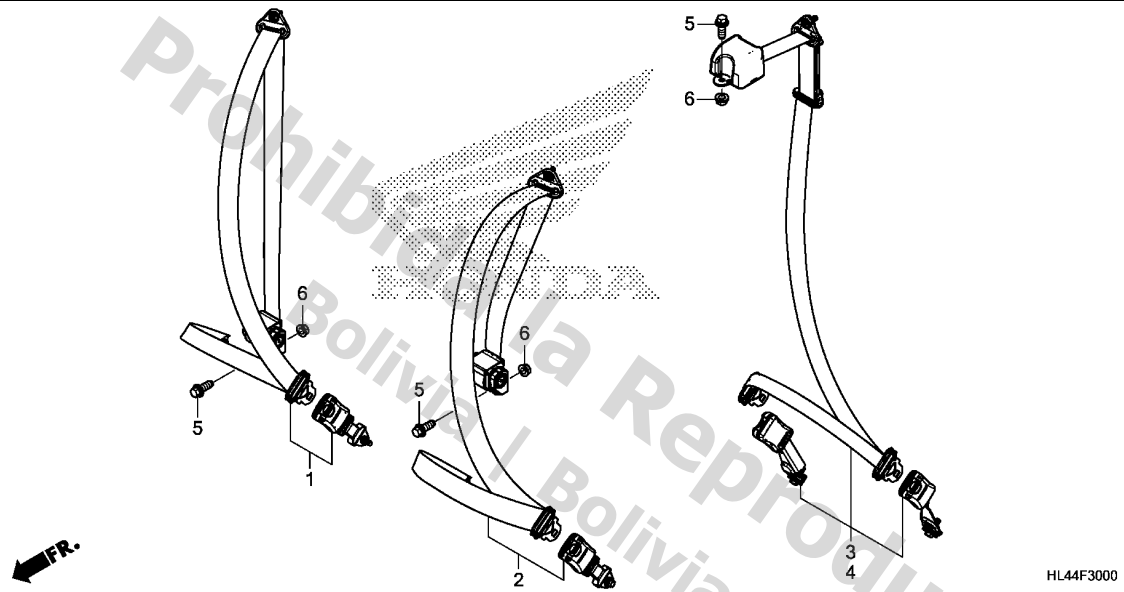


Ref. No.	Part No.	Description	Reqd. QTY				Serial No.	Parts catalogue code
			M3 '16	M3P '16	M5P '16	M5D '16		
24	77959-HL4-A00	RUBBER, L. RR. SEAT DAMPER ..	-	-	1	1		
25	81510-HL4-A01	PLATE, R. FR. TOP BED .....	-	-	1	1		
26	81511-HL4-A01	PLATE, L. FR. TOP BED .....	-	-	1	1		
27	81512-HL3-A01	COVER, R. RR. SEAT SPRING ...	-	-	1	1		
28	81512-HL4-A01	COVER, R. RR. SEAT SPRING ...	-	-	1	1		
29	81514-HL3-A01	CLIP, BED TOP .....	-	-	4	4		
30	81562-HL3-A01	COVER, L. RR. SEAT SPRING ...	-	-	1	1		
31	81562-HL4-A01	COVER, L. RR. SEAT SPRING ...	-	-	1	1		
32	84614-S06-000	HOOK ASSY., TIE DOWN .....	-	-	2	2		
33	90101-HL3-A00	BOLT, FLANGE, 6MM .....	-	-	2	2		
34	90103-HC4-770	SCREW, MUDGUARD .....	-	-	6	6		
35	90103-HF1-670	SCREW, SPECIAL, 6MM .....	-	-	24	24		
36	90103-MW3-670	BOLT, FLANGE, 8X20 .....	-	-	4	4		
37	90134-SE3-003	SCREW, TAPPING, 5X10 .....	-	-	12	12		
38	90511-MAT-000	WASHER, RR. COWL SETTING ...	-	-	2	2		
39	90653-HC4-900	CLIP, MUDGUARD .....	-	-	6	6		
40	94021-06070-0S	NUT, CAP, 6MM .....	-	-	4	4		
41	94103-08800	WASHER, PLAIN, 8MM .....	-	-	4	4		
42	95701-06020-07	BOLT, FLANGE, 6X20 .....	-	-	2	2		
43	95701-06020-08	BOLT, FLANGE, 6X20 .....	-	-	4	4		
44	95701-08016-08	BOLT, FLANGE, 8X16 .....	-	-	4	4		

F-30

SEATBELT

J 9

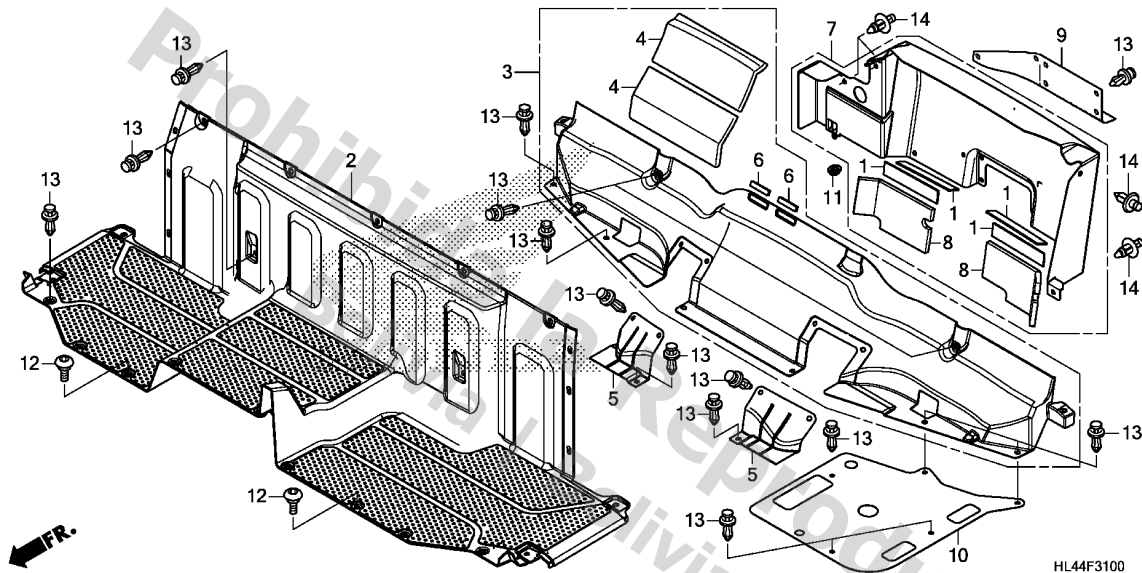


Service item

F.R.T.

Ref. No.	Part No.	Description	Reqd. QTY				Serial No.	Parts catalogue code
			M3 '16	M3P '16	M5P '16	M5D '16		
1	77610-HL4-A01	SEATBELT ASSY. ....	2	2	2	2		
2	77660-HL4-A01	BELT ASSY., CENTER SEAT .....	1	1	1	1		
3	77710-HL4-A01	BELT ASSY., R. RR. SEAT .....	-	-	1	1		
4	77760-HL4-A01	BELT ASSY., L. RR. SEAT .....	-	-	1	1		
5	90101-SJC-A20	BOLT-WASHER, 7/16"X31 .....	3	3	5	5		
6	90310-HL4-A00	NUT, FLANGE(7/16-20) .....	3	3	5	5		

3



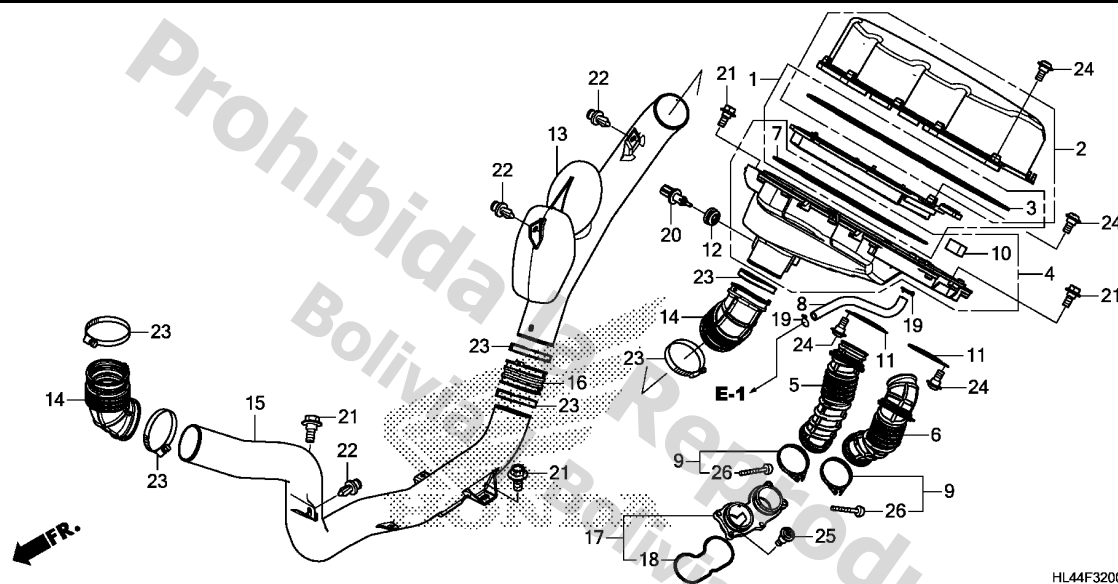
Service item

F.R.T.

3

Ref. No.	Part No.	Description	Reqd. QTY				Serial No.	Parts catalogue code
			M3 '16	M3P '16	M5P '16	M5D '16		
1	50383-HC4-750	RUBBER, BATTERY RR. ....	4	4	4	4		
2	71131-HL4-A00ZA	FENDER, CENTER MIDDLE *NH1*.....BLACK	1	1	1	1		
3	76500-HL4-A00	COVER COMP., RR. CENTER .....	1	1	1	1		
4	76502-HL4-A00	MAT, CENTER COVER .....	2	2	2	2		
5	76503-HL4-A00	RUBBER, SEAT BELT .....	2	2	2	2		
6	76505-HL4-A00	RUBBER, CUSHION .....	2	2	2	2		
7	76510-HL4-A00	COVER COMP., AIR CLEANER ....	1	1	1	1		
8	76512-HL4-A00	MAT, AIR CLEANER COVER .....	2	2	2	2		
9	76513-HL4-A00	RUBBER, AIR CLEANER(A) .....	1	1	1	1		
10	77111-HL4-A00	RUBBER, SEAT UNDER .....	1	1	1	1		
11	83551-MA6-000	GROMMET, SIDE COVER .....	1	1	1	1		
12	90106-KBV-000	SCREW, PAN, 6X14 .....	2	2	2	2		
13	90653-HC4-900	CLIP, MUDGUARD .....	35	35	35	35		
14	91505-SLO-003	CLIP, COWL TOP .....	4	4	4	4		

Service item F.R.T.

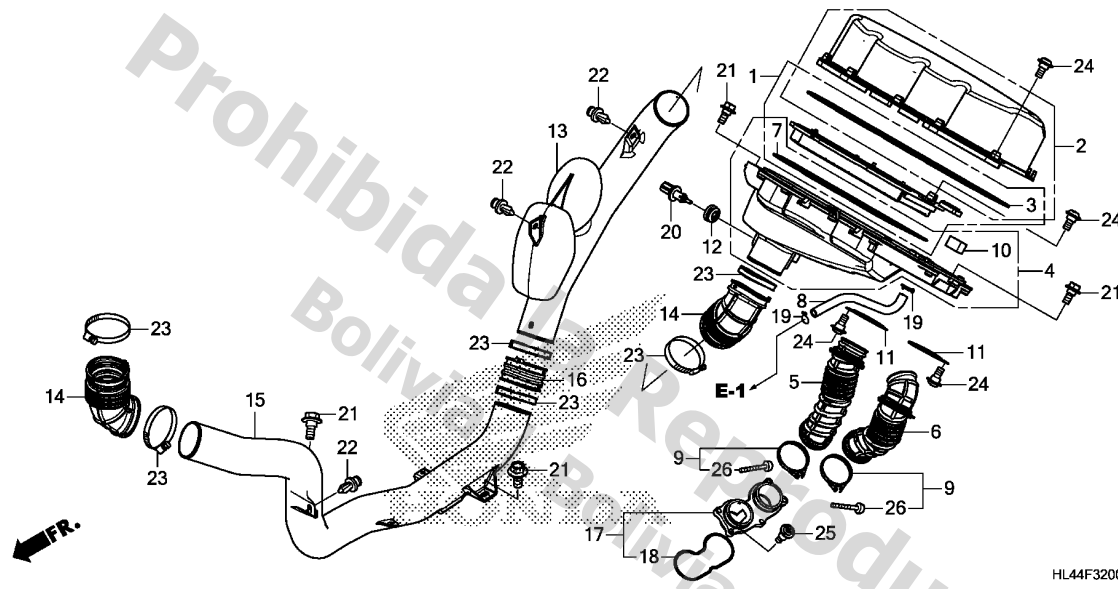


HL44F3200

Ref. No.	Part No.	Description	Reqd. QTY				Serial No.	Parts catalogue code
			M3 '16	SXS1000 M3P '16	M5P '16	M5D '16		
1	17215-HL4-A00	ELEMENT SET, AIR CLEANER	1	1	1	1		
2	17220-HL4-A00	COVER SUB ASSY., AIR CLEANER	1	1	1	1		
3	17222-HL4-A00	SEAL, COVER	1	1	1	1		
4	17230-HL4-A00	CASE SUB ASSY., AIR CLEANER	1	1	1	1		
5	17232-HL4-A00	TUBE A, AIR CLEANER CONNECTING	1	1	1	1		
6	17233-HL4-A00	TUBE B, AIR CLEANER	1	1	1	1		
7	17234-HL4-A00	SEAL, CASE	1	1	1	1		
8	17235-HL4-A00	TUBE, BREATHER	1	1	1	1		
9	17236-HL4-A00	BAND, AIR CLEANER CONNECTING TUBE(58MM)	2	2	2	2		
10	17237-HL4-A00	FILTER, BREATHER ROOM	1	1	1	1		
11	17238-HL4-A00	PLATE, RING	2	2	2	2		
12	17239-HL4-A00	GROMMET, TA SENSOR	1	1	1	1		
13	17241-HL4-A00	DUCT A, SNORKEL	1	1	1	1		
14	17242-HL4-A00	TUBE A, SNORKEL	2	2	2	2		
15	17243-HL4-A00	DUCT B, SNORKEL	1	1	1	1		
16	17244-HL4-A00	TUBE B, SNORKEL	1	1	1	1		
17	17250-HL4-A00	PLATE ASSY., THROTTLE BODY SETTING	1	1	1	1		
18	17252-HL4-305	SEAL, SETTING PLATE	1	1	1	1		
19	17316-611-000	CLIP, BREATHER TUBE	2	2	2	2		
20	37880-RE1-Z01	SENSOR ASSY., AIR TEMP	1	1	1	1		
21	90111-162-000	BOLT, FLANGE, 6MM	4	4	4	4		
22	90653-HC4-900	CLIP, MUDGUARD	3	3	3	3		
23	90680-HP5-600	BAND, AIR CLEANER ELEMENT	6	6	6	6		

3

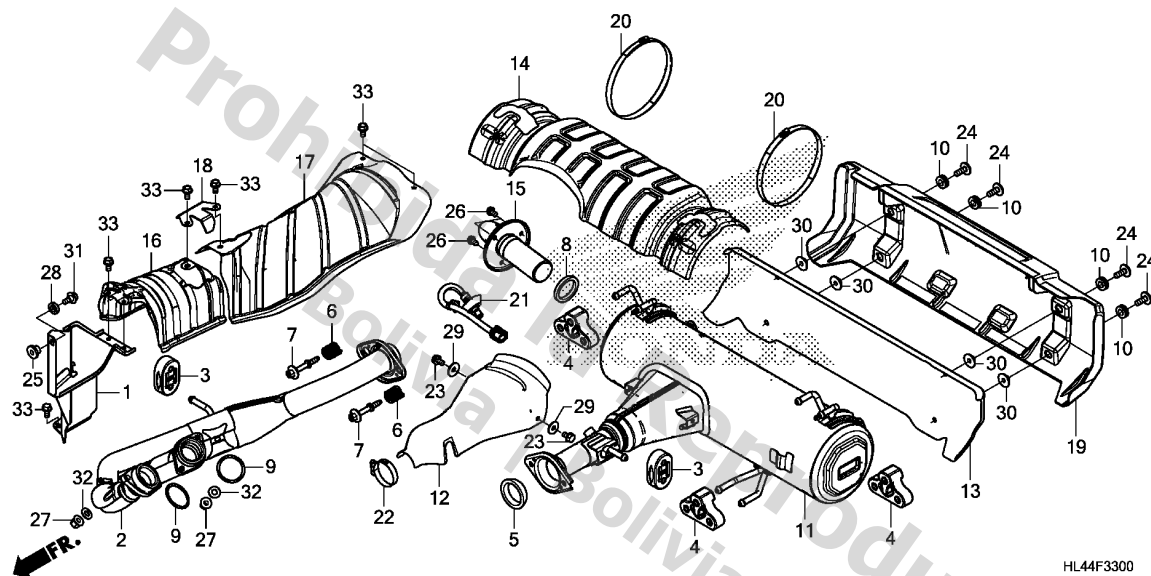




HL44F3200

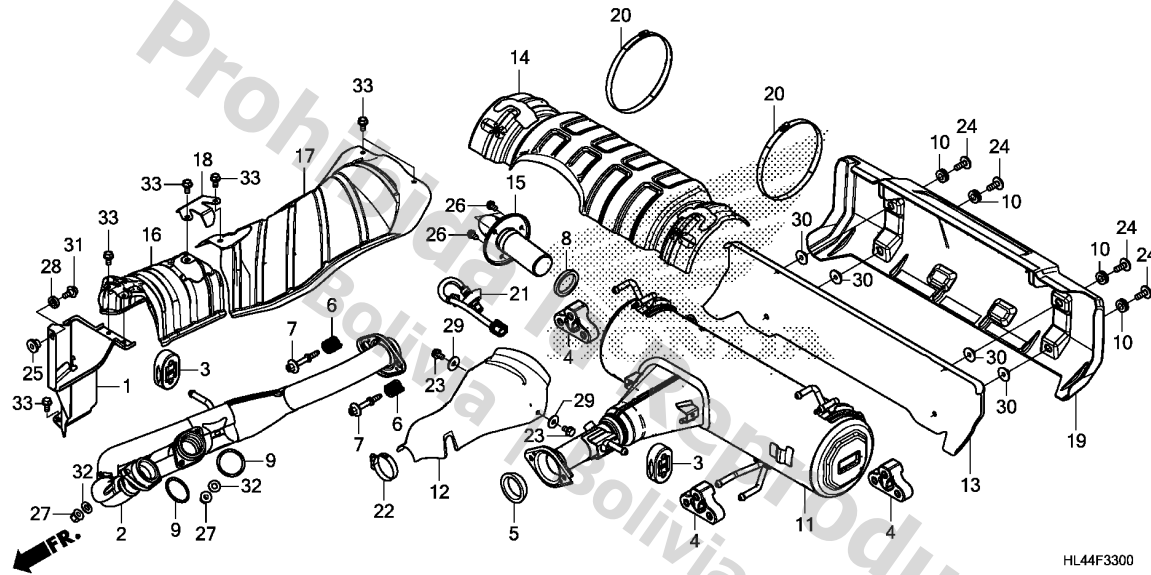
Ref. No.	Part No.	Description	Reqd. QTY				Serial No.	Parts catalogue code
			SXS1000 M3 '16	M3P '16	M5P '16	M5D '16		
24	91508-HL4-A00	SCREW, PAN, 5MM	17	17	17	17		
25	91508-MM5-000	SCREW, PAN, 5MM	5	5	5	5		
26	93500-04032-0G	SCREW, PAN, 4X32	2	2	2	2		

Service item F.R.T.



HL44F3300

Ref. No.	Part No.	Description	Reqd. QTY				Serial No.	Parts catalogue code
			M3 '16	M3P '16	M5P '16	M5D '16		
1	17515-HL4-A00	PROTECTOR, TANK HEAT GUARD ..	1	1	1	1		
2	18200-HL4-A00	PIPE ASSY., EX. ....	1	1	1	1		
3	18215-S84-A20	RUBBER, EX. MOUNTING .....	2	2	2	2		
4	18215-TL2-A01	RUBBER, EX. MOUNTING .....	3	3	3	3		
5	18229-SNE-A01	GASKET, EX. FLEXIBLE .....	1	1	1	1		
6	18230-HL4-A00	SPRING, FLEXIBLE JOINT .....	2	2	2	2		
7	18231-SNA-A00	BOLT B, FLEXIBLE JOINT .....	2	2	2	2		
8	18291-KAE-870	GASKET, EX. PIPE .....	1	1	1	1		
9	18291-MM8-880	GASKET, EX. PIPE .....	2	2	2	2		
10	18293-HL4-A00	RUBBER, PROTECTOR MOUNTING ..	4	4	4	4		
11	18310-HL4-A00	MUFFLER COMP. ....	1	1	1	1		
12	18311-HL4-A00	COVER, FR. MUFFLER .....	1	1	1	1		
13	18313-HL4-A00	COVER, INNER MUFFLER .....	1	1	1	1		
14	18315-HL4-A00	COVER, RR. MUFFLER .....	1	1	1	1		
15	18317-HL4-A00	ARRESTER COMP., SPARK .....	1	1	1	1		
16	18326-HL4-A00	PROTECTOR A, HEAT .....	1	1	1	1		
17	18327-HL4-A00	PROTECTOR B, HEAT .....	1	1	1	1		
18	18329-HL4-A00	PROTECTOR, HEAT(D) .....	1	1	1	1		
19	18330-HL4-A00	PROTECTOR COMP., MUFFLER .....	1	1	1	1		
20	19084-HL4-A00	BAND, MUFFLER COVER(114-165MM)	2	2	2	2		
21	36531-HL4-A01	SENSOR, OXYGEN .....	1	1	1	1		
22	50252-MW0-000	BAND, SUB TANK .....	1	1	1	1		
23	90011-HN0-A00	BOLT, FLANGE, 6X10 .....	2	2	2	2		
24	90111-HL4-A01	BOLT, SPECIAL, 6X16 .....	4	4	4	4		
25	90129-463-770	COLLAR, REFLECTOR SETTING ...	1	1	1	1		



HL44F3300

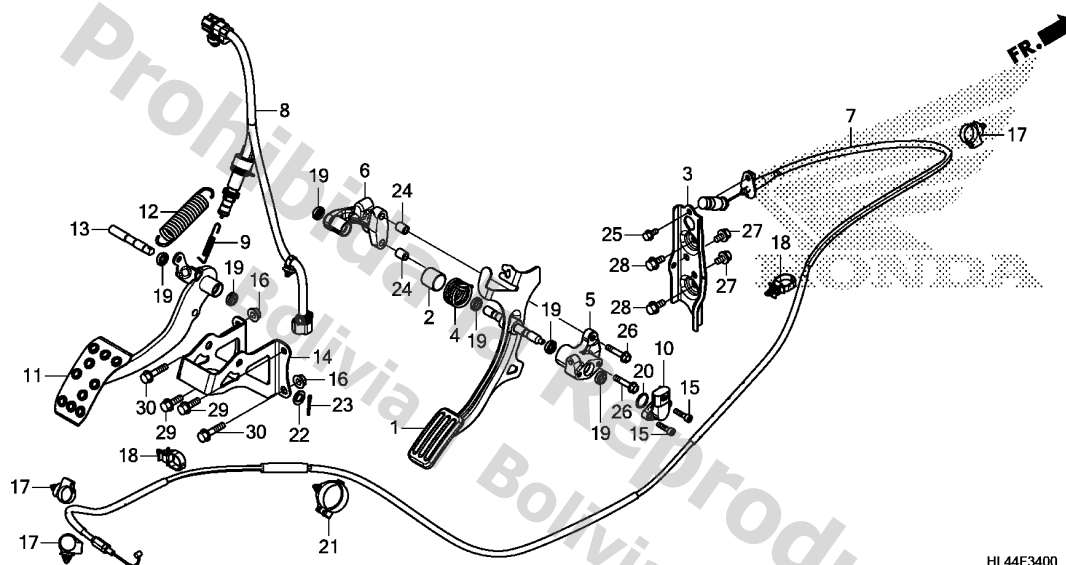
Ref. No.	Part No.	Description	Reqd. QTY				Serial No.	Parts catalogue code
			M3 '16	M3P '16	M5P '16	M5D '16		
26	90200-HW5-900	BOLT, FLANGE, 6X10(SUS) .....	3	3	3	3		
27	90301-HM8-000	NUT, FLANGE, 8MM .....	4	4	4	4		
28	90502-HL4-A00	RUBBER, HEAT GUARD .....	1	1	1	1		
29	90504-HW1-670	WASHER, PLAIN, 6MM .....	2	2	2	2		
30	90505-MBK-750	COLLAR, FR. FENDER .....	4	4	4	4		
31	93404-06016-08	BOLT-WASHER, 6X16 .....	1	1	1	1		
32	94101-08800	WASHER, PLAIN, 8MM .....	4	4	4	4		
33	95701-06012-08	BOLT, FLANGE, 6X12 .....	7	7	7	7		

F-34

PEDAL

J15

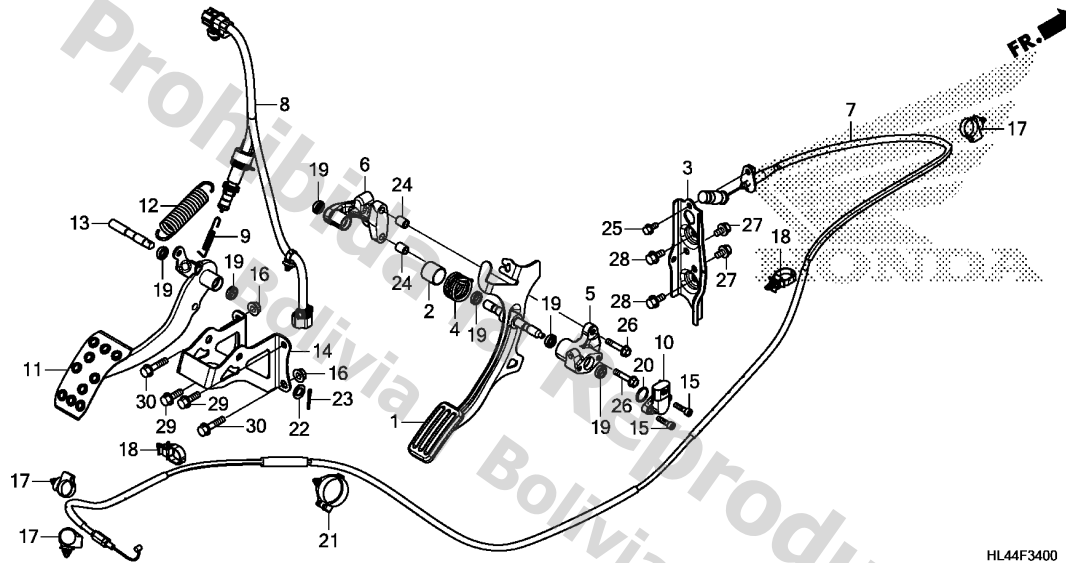
Service item F.R.T.



HL44F3400

Ref. No.	Part No.	Description	Reqd. QTY				Serial No.	Parts catalogue code
			M3 '16	M3P '16	M5P '16	M5D '16		
1	17810-HL4-A00	PEDAL COMP., ACCELERATOR	1	1	1	1		
2	17811-HL1-A00	COLLAR, ACCELERATOR PEDAL	1	1	1	1		
3	17820-HL4-A00	STAY, ACCELERATOR PEDAL	1	1	1	1		
4	17830-HL4-A00	SPRING, ACCELERATOR PEDAL	1	1	1	1		
5	17850-HL4-A00	BRACKET, R. PEDAL PIVOT	1	1	1	1		
6	17860-HL4-A00	BRACKET, L. PEDAL PIVOT	1	1	1	1		
7	17910-HL4-A01	CABLE COMP., THROTTLE	1	1	1	1		
8	35350-HL4-A01	SWITCH ASSY., STOP	1	1	1	1		
9	35357-KR3-670	SPRING, STOP SWITCH	1	1	1	1		
10	38800-HR3-A21	SENSOR ASSY., ANGLE	1	1	1	1		
11	46510-HL4-A00	PEDAL COMP., BRAKE	1	1	1	1		
12	46514-HL1-A00	SPRING, BRAKE PEDAL	1	1	1	1		
13	46550-HL3-A00	SHAFT, BRAKE PIVOT	1	1	1	1		
14	46560-HL4-A00	STAY, BRAKE PEDAL	1	1	1	1		
15	90116-HP5-600	BOLT, SOCKET, 5X20	2	2	2	2		
16	90309-KF0-003	NUT, FLANGE, 8MM	2	2	2	2		
17	90652-HC4-003	CLAMP, HARNESS	3	3	3	3		
18	90672-SB2-003	STRAP, CABLE, 105MM(BLACK)	2	2	2	2		
19	91206-333-003	OIL SEAL, 10X16X4.5	6	6	6	6		
20	91308-HN0-A10	O-RING, ANGLE SENSOR	1	1	1	1		
21	91556-SK7-003	CLIP, WIRE HARNESS(BLACK)	1	1	1	1		
22	94102-10800	WASHER, PLAIN, 10MM	1	1	1	1		
23	94201-30180	PIN, SPLIT, 3.0X18	1	1	1	1		
24	94301-08140	DOWEL PIN, 8X14	2	2	2	2		
25	95701-06012-00	BOLT, FLANGE, 6X12	1	1	1	1		

3



HL44F3400

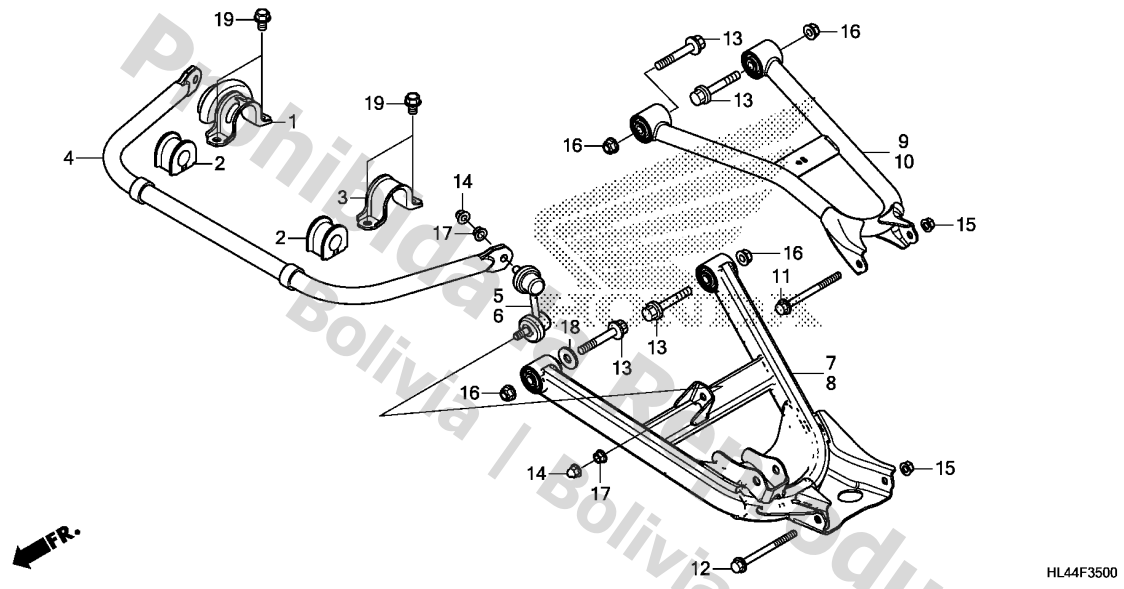
3

Ref. No.	Part No.	Description	Reqd. QTY				Serial No.	Parts catalogue code
			M3 '16	SXS1000 M3P '16	M5P '16	M5D '16		
26	95701-06030-00	BOLT, FLANGE, 6X30	2	2	2	2		
27	95701-08012-00	BOLT, FLANGE, 8X12	2	2	2	2		
28	95701-08016-00	BOLT, FLANGE, 8X16	2	2	2	2		
29	95701-08020-00	BOLT, FLANGE, 8X20	2	2	2	2		
30	95701-08035-00	BOLT, FLANGE, 8X35	2	2	2	2		

F-35

REAR ARM/REAR STABILIZER

K 1

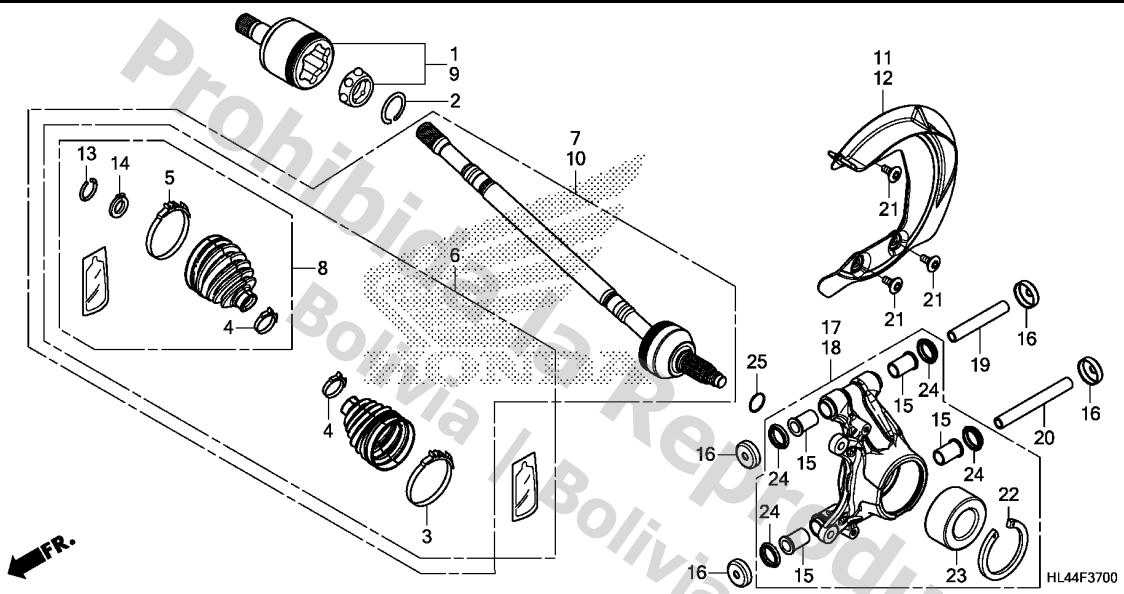


Service item

F.R.T.

Ref. No.	Part No.	Description	Reqd. QTY				Serial No.	Parts catalogue code
			M3 '16	SXS1000 M3P '16	M5P '16	M5D '16		
1	52305-HL4-A00	HOLDER COMP., STABILIZER BUSH	1	1	1	1		
2	52306-SJC-A01	BUSH, STABILIZER HOLDER .....	2	2	2	2		
3	52308-SJC-A00	HOLDER, STABILIZER BUSH .....	1	1	1	1		
4	52310-HL4-A01	SPRING COMP., RR. STABILIZER (25.4MMXT3.5)	1	1	1	1		
5	52320-S5A-013	LINK COMP., R. RR. STABILIZER	1	1	1	1		
6	52321-S5A-013	LINK COMP., L. RR. STABILIZER	1	1	1	1		
7	52350-HL4-A00	ARM ASSY., R. RR. LOWER .....	1	1	1	1		
8	52360-HL4-A00	ARM ASSY., L. RR. LOWER .....	1	1	1	1		
9	52370-HL4-A00	ARM ASSY., R. RR. UPPER .....	1	1	1	1		
10	52380-HL4-A00	ARM ASSY., L. RR. UPPER .....	1	1	1	1		
11	90009-371-015	BOLT, FLANGE, 10X120(SATO) ..	2	2	2	2		
12	90103-MY1-000	BOLT, FLANGE, 10X153 .....	2	2	2	2		
13	90122-HL1-A00	BOLT, FLANGE, 12X70 .....	8	8	8	8		
14	90202-HA0-000	NUT, FLANGE CAP, 10MM .....	4	4	4	4		
15	90305-HC0-770	NUT, SELF-LOCK, 10MM .....	4	4	4	4		
16	90305-HC4-000	NUT, SELF-LOCK, 12MM .....	8	8	8	8		
17	94050-10000	NUT, FLANGE, 10MM .....	4	4	4	4		
18	94101-12000	WASHER, PLAIN, 12MM .....	2	2	2	2		
19	95801-08012-00	BOLT, FLANGE, 8X12 .....	4	4	4	4		

3



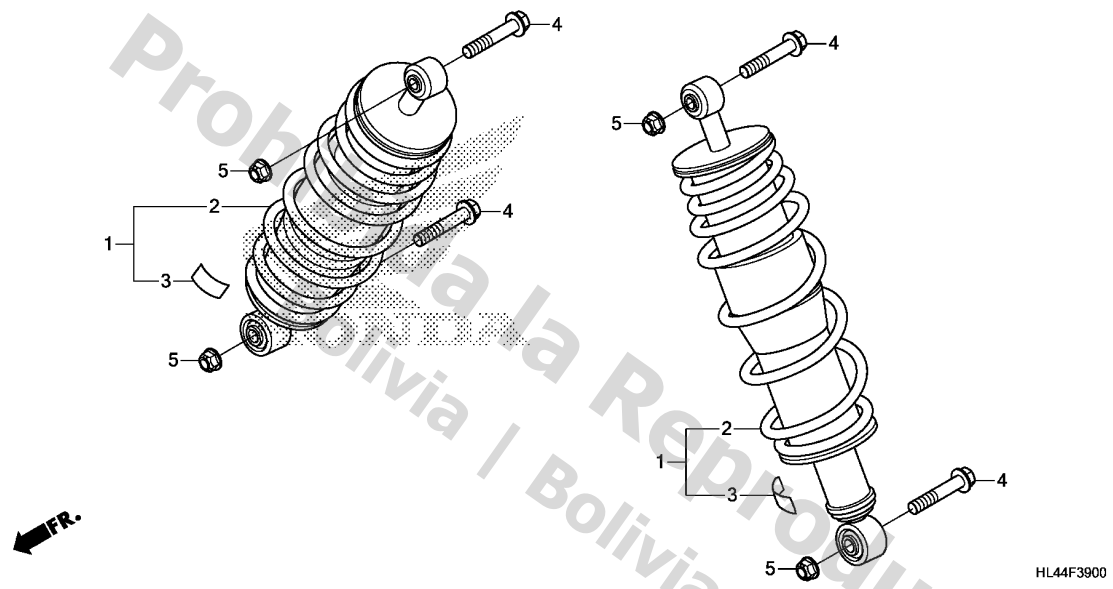
Service item F.R.T.

Ref. No.	Part No.	Description	Reqd. QTY				Serial No.	Parts catalogue code
			M3 '16	M3P '16	M5P '16	M5D '16		
1	42220-HL4-A01	JOINT COMP., RR. R. INBOARD	1	1	1	1		
2	42228-HL4-A01	RING, SNAP	2	2	2	2		
3	42231-HL4-A01	BAND, OUTBOARD(A)	2	2	2	2		
4	42232-HL4-A01	BAND, SHAFT BOOT	4	4	4	4		
5	42233-HL4-A01	BAND, INBOARD(A)	2	2	2	2		
6	42240-HL4-A01	BOOT SET, RR.	2	2	2	2		
7	42250-HL4-A01	SHAFT SET, R. RR. DRIVE	1	1	1	1		
8	42260-HL4-A01	BOOT SET, RR. INBOARD	2	2	2	2		
9	42320-HL4-A01	JOINT COMP., RR. L. INBOARD	1	1	1	1		
10	42350-HL4-A01	SHAFT SET, L. RR. DRIVE	1	1	1	1		
11	43255-HL4-A00	GUARD, R. RR. SPLASH	1	1	1	1		
12	43256-HL4-A00	GUARD, L. RR. SPLASH	1	1	1	1		
13	44319-SD9-003	SET RING, 28X2.0	2	2	2	2		
14	44338-SOX-A01	CIRCLIP	2	2	2	2		
15	51108-HN2-000	BUSH, UPPER ARM	8	8	8	8		
16	51206-HN8-000	CAP, PIVOT, 10X32	8	8	8	8		
17	52210-HL4-A00	KNUCKLE SET, R. RR.	1	1	1	1		
18	52260-HL4-A00	KNUCKLE SET, L. RR.	1	1	1	1		
19	52264-HP6-A00	COLLAR, RR. KNUCKLE LOWER	2	2	2	2		
20	52464-HL4-A00	COLLAR, KNUCKLE	2	2	2	2		
21	90114-HP0-A00	BOLT, SOCKET, 6X15	6	6	6	6		
22	90651-HL3-A40	CIRCLIP, INTERNAL(75)	2	2	2	2		
23	91054-HL3-A41	BEARING, ANGULAR BALL, 40X74X36	2	2	2	2		
24	91261-HN8-003	DUST SEAL, 24X32X7	8	8	8	8		
25	91302-436-004	O-RING, 29.5X3(NOK)	2	2	2	2		

F-39

REAR CUSHION

K 3



Service item	F.R.T.
--------------	--------

Ref. No.	Part No.	Description	Reqd. QTY				Serial No.	Parts catalogue code
			M3 '16	M3P '16	M5P '16	M5D '16		
1	52400-HL4-A01	CUSHION ASSY., RR.	-	-	2	2	----- 2A,3A,3CM,A,CM	
	52400-HL4-L01	.....	-	-	2	2	----- 2AC,3AC,AC	
2	52400-HL4-A50	CUSHION ASSY., RR.(KAYABA)	2	2	-	-	----- 2A,A,CM	
	52400-HL4-L50	.....	2	2	-	-	----- 2AC,AC	
3	87516-MGE-M30	LABEL, RR. DAMPER (ENGLISH/FRENCH)	-	-	2	2		
4	90163-S73-000	BOLT, FLANGE, 12X60	4	4	4	4		
5	90305-HC4-000	NUT, SELF-LOCK, 12MM	4	4	4	4		

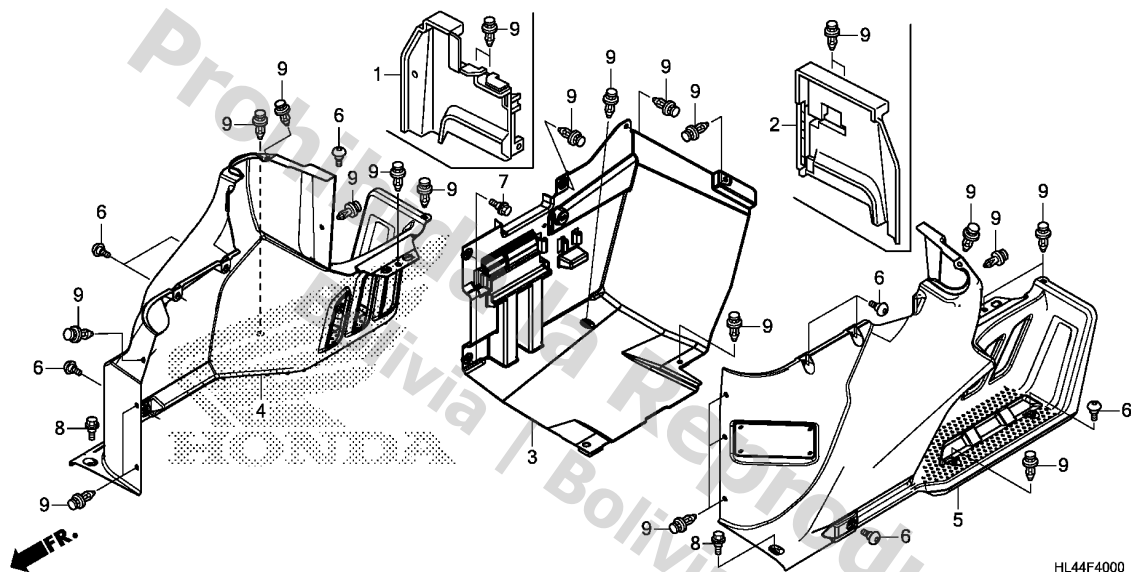
3



F-40

SIDE COVER

K 4



Service item F.R.T.

3

Ref. No.	Part No.	Description	Reqd. QTY				Serial No.	Parts catalogue code
			M3 '16	M3P '16	M5P '16	M5D '16		
1	63510-HL4-A50ZA	MUDGUARD, R. RR. *NH1*.....BLACK	1	1	-	-		
2	63520-HL4-A50ZA	MUDGUARD, L. RR. *NH1*.....BLACK	1	1	-	-		
3	76520-HL4-A00	MUD GUARD, L. MIDDLE .....	1	1	1	1		
4	83550-HL4-A00ZA	COVER, R. RR. SIDE *NH1*.....BLACK	1	1	1	1		
5	83650-HL4-A01ZA	COVER, L. RR. SIDE *NH1*.....BLACK	1	1	1	1	----- 2A,3A,3CM,A,CM	
	83650-HL4-L01ZA	*NH1*.....BLACK	1	1	1	1	----- 2AC,3AC,AC	
6	90106-KBV-000	SCREW, PAN, 6X14 .....	8	8	8	8		
7	90111-162-000	BOLT, FLANGE, 6MM .....	2	2	2	2		
8	90111-HPO-A00	BOLT, FLANGE, 6MM .....	2	2	2	2		
9	90653-HC4-900	CLIP, MUDGUARD .....	23	23	21	21		

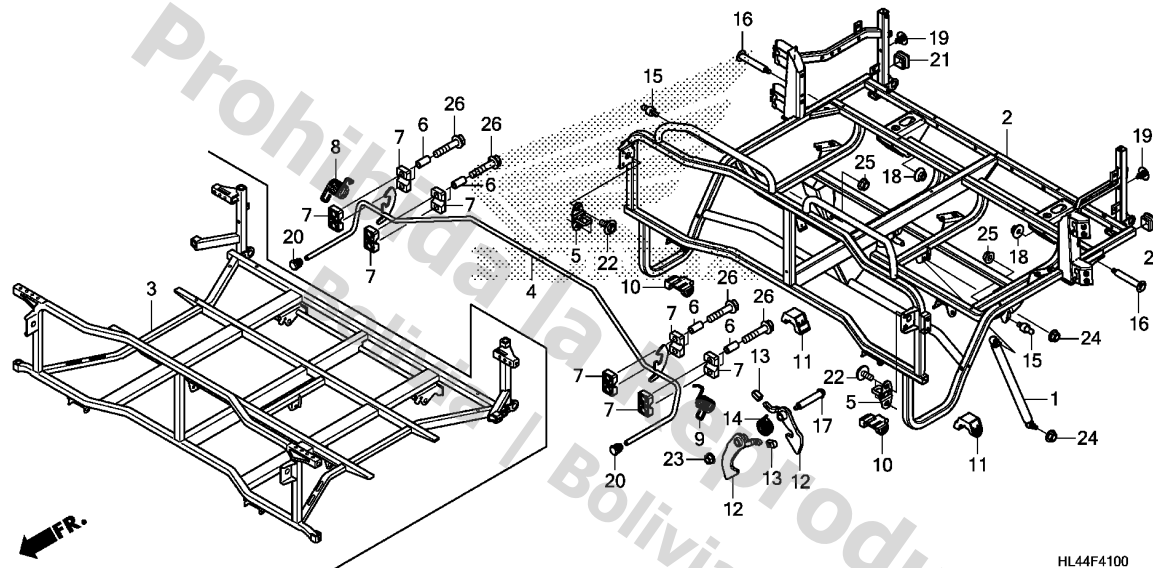
F-41

BED

K 5

Service item

F.R.T.



HL44F4100

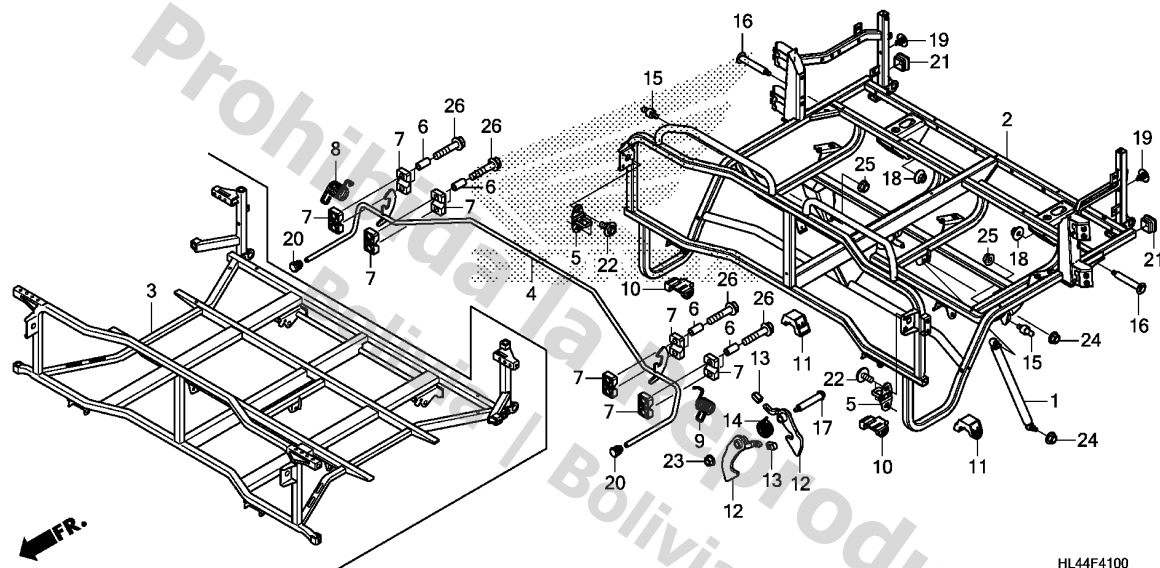
Ref. No.	Part No.	Description	Reqd. QTY				Serial No.	Parts catalogue code
			M3 '16	SXS1000 M3P '16	M5P '16	M5D '16		
1	74820-HL4-A51	DAMPER, RR. BED .....	1	1	-	-		
	74820-HL4-A01	.....	-	-	1	1		
2	81500-HL4-A00	BED COMP., RR. ....	-	-	1	1		
3	81500-HL4-A50	BED COMP., RR. ....	1	1	-	-		
4	81521-HL4-A00	LEVER COMP., BED LOCK .....	1	1	1	1		
5	81522-HL4-A00	STRIKER ASSY. ....	2	2	2	2		
6	81524-HL3-A00	COLLAR, LEVER COMP. BRACKET ..	8	8	8	8		
7	81526-HL3-A00	HOLDER, LEVER LOCK .....	8	8	8	8		
8	81527-HL3-A00	SPRING, R. LOCK LEVER .....	1	1	1	1		
9	81528-HL3-A00	SPRING, L. LOCK LEVER .....	1	1	1	1		
10	81533-HL4-A00	RUBBER, FRAME SUPPORT(FR.) ..	2	2	2	2		
11	81534-HL4-A00	RUBBER, FRAME SUPPORT(RR.) ..	2	2	2	2		
12	81541-HL4-A00	LATCH, DUMP LOCK .....	-	-	2	2		
13	81542-HL3-A00	CAP, DUMP LOCK .....	-	-	2	2		
14	81543-HL3-A00	SPRING, DUMP LOCK .....	-	-	1	1		
15	90109-HL3-A01	STUD, LOWER BALL .....	-	-	2	2		
16	90112-HL3-A00	BOLT, FLANGE, 8MM .....	2	2	2	2		
17	90118-HL4-A00	BOLT, FLANGE, 6MM .....	-	-	1	1		
18	90361-SR3-000	NUT, FLANGE, 8MM .....	2	2	2	2		
19	90671-SOD-003YW	CLIP, ROOF, 7MM						
	*NH1*	.....BLACK	2	2	2	2		
20	90851-HL4-A00	CAP, PIPE END(1/2") .....	2	2	2	2		
21	90861-HL4-A00	CAP, SQUARE PIPE END(1") ....	-	-	2	2		
22	93404-06016-07	BOLT-WASHER, 6X16 .....	4	4	4	4		
23	94050-06000	NUT, FLANGE, 6MM .....	-	-	1	1		

3

F-41

BED

K 6

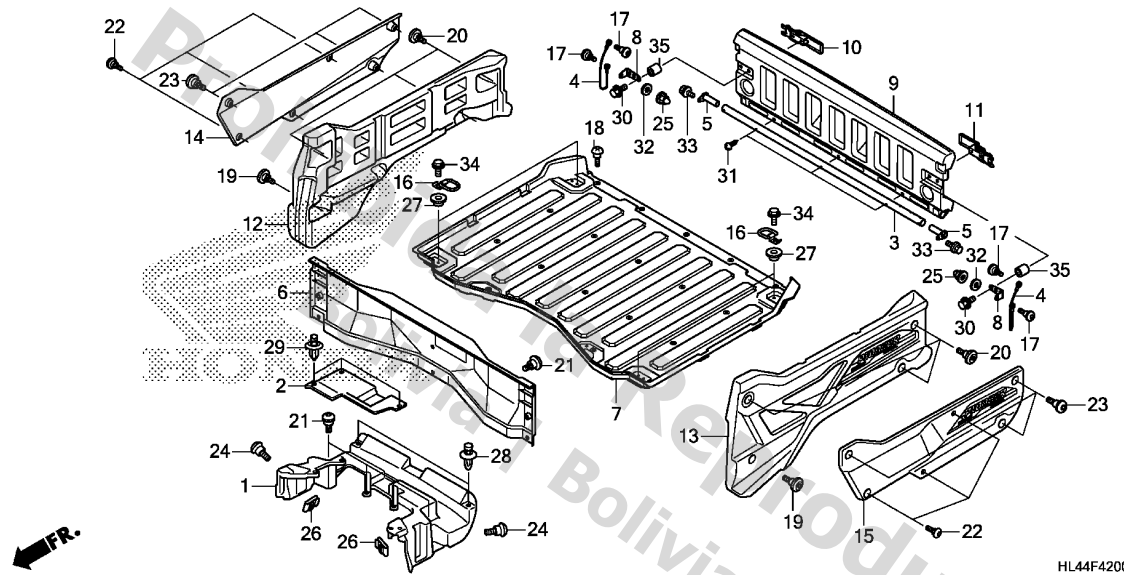


HL44F4100

3

Ref. No.	Part No.	Description	Reqd. QTY				Serial No.	Parts catalogue code
			M3 '16	M3P '16	M5P '16	M5D '16		

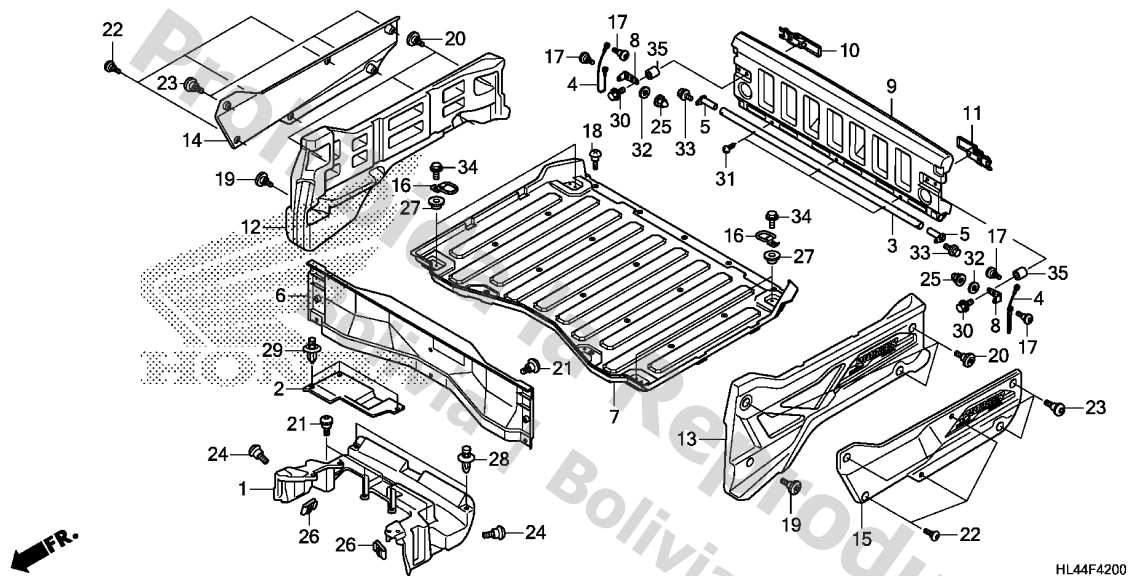
24	94050-08000	NUT, FLANGE, 8MM .....	2	2	2	2	
25	94050-08080	NUT, FLANGE, 8MM .....	-	-	2	2	
26	95701-06030-00	BOLT, FLANGE, 6X30 .....	8	8	8	8	



Service item

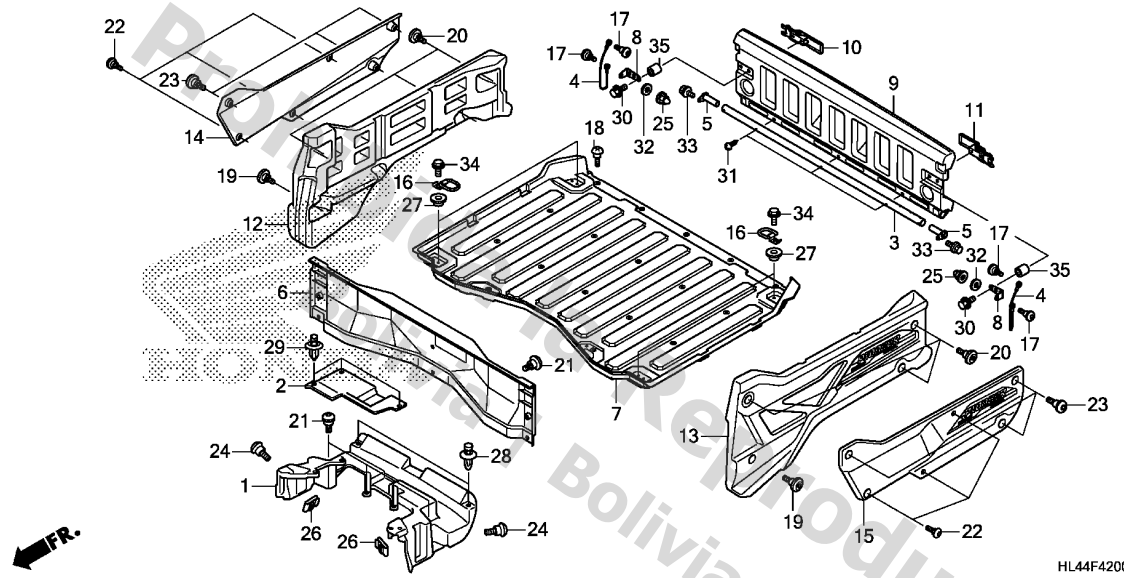
F.R.T.

Ref. No.	Part No.	Description	Reqd. QTY				Serial No.	Parts catalogue code
			M3 '16	M3P '16	M5P '16	M5D '16		
1	76400-HL4-A50	MUDGUARD, RR. ....	1	1	-	-		
2	76450-HL4-A50	LID, RR. MUDGUARD .....	1	1	-	-		
3	81503-HL4-A50	HINGE, RR. GATE .....	1	1	-	-		
4	81504-HL3-A00	WIRE, RR. GATE STOPPER .....	2	2	-	-		
5	81505-HL1-A20	BRACKET COMP., RR. GATE HINGE	2	2	-	-		
6	81506-HL4-A51	PLATE, FR. BED .....	1	1	-	-	----- 2A,A,CM	
	81506-HL4-L51	.....	1	1	-	-	----- 2AC,AC	
7	81507-HL4-A50	PLATE, BED TOP .....	1	1	-	-		
8	81508-HL1-A00	BRACKET, RR. GATE LOCK .....	2	2	-	-		
9	81530-HL4-A50ZA	GATE, RR.						
	*NH1*	.....BLACK	1	1	-	-		
10	81531-HL3-A01	LOCK COMP., R. RR. GATE .....	1	1	-	-		
11	81532-HL3-A01	LOCK COMP., L. RR. GATE .....	1	1	-	-		
12	81570-HL4-A50ZA	COVER SET, R. BED SIDE(WL)						
	*TYPE2*	.....	1	-	-	-		
	81570-HL4-A50ZB	*TYPE1*	1	-	-	-		
	81550-HL4-A60ZA	COVER, R. BED SIDE(WOL)						
	*NH1*	.....BLACK	-	1	-	-		
13	81580-HL4-A50ZA	COVER SET, L. BED SIDE(WL)						
	*TYPE2*	.....	1	-	-	-		
	81580-HL4-A50ZB	*TYPE1*	1	-	-	-		
	81560-HL4-A60ZA	COVER, L. BED SIDE(WOL)						
	*NH1*	.....BLACK	-	1	-	-		
14	81570-HL4-A70ZA	PANEL SET, R. BED SIDE(WL)						
	*TYPE1*	.....	-	1	-	-	----- 2A,2AC	
	81570-HL4-A60ZA	*TYPE3*	-	1	-	-	----- A,AC,CM	
	81570-HL4-A60ZB	*TYPE2*	-	1	-	-	----- A,AC,CM	



3

Ref. No.	Part No.	Description	Reqd. QTY				Serial No.	Parts catalogue code
			M3 '16	M3P '16	M5P '16	M5D '16		
14)	81570-HL4-A60ZC	PANEL SET, R. BED SIDE(WL) *TYPE1*	-	1	-	-	----- A,AC,CM	
15	81580-HL4-A70ZA	PANEL SET, L. BED SIDE(WL) *TYPE1*	-	1	-	-	----- 2A,2AC	
	81580-HL4-A60ZA	*TYPE3*	-	1	-	-	----- A,AC,CM	
	81580-HL4-A60ZB	*TYPE2*	-	1	-	-	----- A,AC,CM	
	81580-HL4-A60ZC	*TYPE1*	-	1	-	-	----- A,AC,CM	
	16	84614-S06-000	HOOK ASSY., TIE DOWN	4	4	-	-	
	17	90102-HN5-670	SCREW, SPECIAL, 6X8	4	4	-	-	
	18	90103-HF1-670	SCREW, SPECIAL, 6MM	17	17	-	-	
	19	90104-HL3-A00	BOLT, SPECIAL, 8MM	2	2	-	-	
	20	90104-HL3-A00	BOLT, SPECIAL, 8MM	6	-	-	-	
	21	90106-KBV-000	SCREW, PAN, 6X14	17	17	-	-	
	22	90114-MFL-000	SCREW, SPECIAL, 6X16	-	6	-	-	
	23	90117-HL4-A00	BOLT, SPECIAL, 8MM	-	6	-	-	
	24	90117-MGS-D30	SCREW, PAN, 6X16	2	2	-	-	
	25	90201-415-000	NUT, CAP, 6MM	2	2	-	-	
	26	90323-SE0-000	NUT, CLIP, 6MM	2	2	-	-	
	27	90511-MAT-000	WASHER, RR. COWL SETTING	4	4	-	-	
	28	90653-HC4-900	CLIP, MUDGUARD	2	2	-	-	
	29	91505-SL0-003	CLIP, COWL TOP	3	3	-	-	
	30	93404-06020-07	BOLT-WASHER, 6X20	4	4	-	-	
	31	93903-25320	SCREW, TAPPING, 5X16	3	3	-	-	
	32	94103-06700	WASHER, PLAIN, 6MM	2	2	-	-	
	33	95701-06012-08	BOLT, FLANGE, 6X12	2	2	-	-	



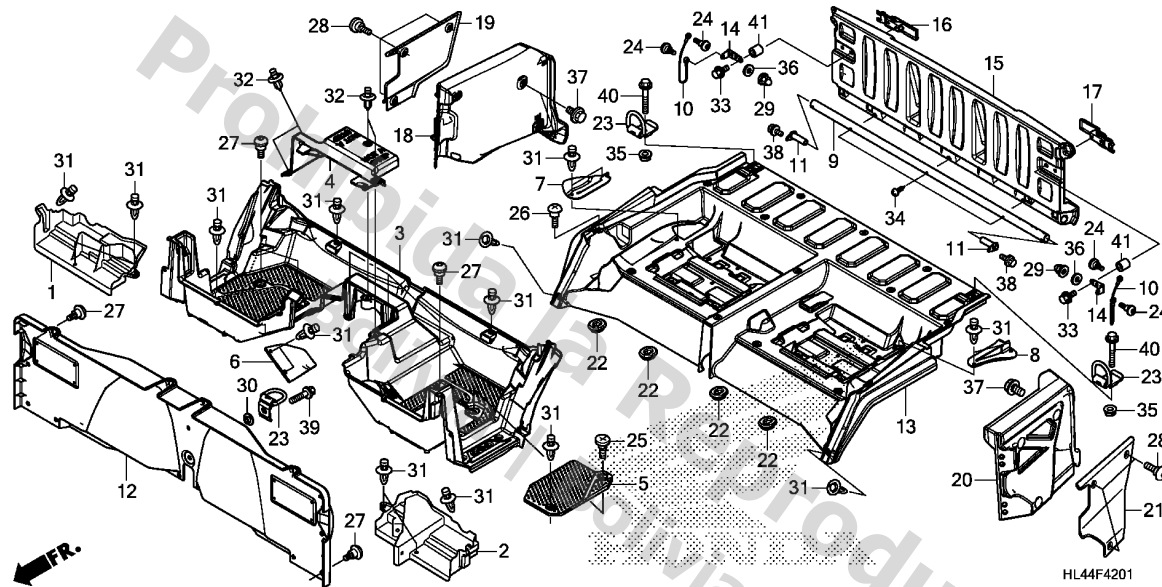
Ref. No.	Part No.	Description	Reqd. QTY				Serial No.	Parts catalogue code
			SXS1000 M3 '16	M3P '16	M5P '16	M5D '16		

34	95701-06020-07	BOLT, FLANGE, 6X20 .....	4	4	-	-	
35	23813-KPH-720	COLLAR 6.4X10 .....	4	4	-	-	

F-42-1

BED PLATE/REAR GATE(SXS1000M5P/M5D)

K10



Service item

F.R.T.

3

Ref. No.	Part No.	Description	Reqd. QTY				Serial No.	Parts catalogue code
			M3 '16	M3P '16	M5P '16	M5D '16		
1	71133-HL4-A00	COVER, R. RR. FOOT WELL .....	-	-	1	1		
2	71136-HL4-A00	COVER, L. RR. FOOT WELL .....	-	-	1	1		
3	76300-HL4-A00ZA	FOOT WELL, RR. *NH1*.....BLACK	-	-	1	1		
4	76350-HL4-A00ZA	LID, RR. FOOT WELL *NH1*.....BLACK	-	-	1	1		
5	76360-HL4-A00ZA	LID, CONTROL BOX *NH1*.....BLACK	-	-	1	1		
6	76370-HL4-A00	COVER, ENGINE OIL MAINTENANCE	-	-	1	1		
7	77913-HL4-A00	RUBBER, R. RR. SEAT .....	-	-	1	1		
8	77914-HL4-A00	RUBBER, L. RR. SEAT .....	-	-	1	1		
9	81503-HL3-A00	HINGE, RR. GATE .....	-	-	1	1		
10	81504-HL3-A00	WIRE, RR. GATE STOPPER .....	-	-	2	2		
11	81505-HL1-A20	BRACKET COMP., RR. GATE HINGE	-	-	2	2		
12	81506-HL4-A01	PLATE, FR. BED .....	-	-	1	1	----- 2A,3A,3CM,A,CM	
	81506-HL4-L01	.....	-	-	1	1	----- 2AC,3AC,AC	
13	81507-HL4-A00	PLATE, RR. TOP BED .....	-	-	1	1		
14	81508-HL1-A00	BRACKET, RR. GATE LOCK .....	-	-	2	2		
15	81530-HL3-A00ZA	GATE, RR. *NH1*.....BLACK	-	-	1	1		
16	81531-HL3-A01	LOCK COMP., R. RR. GATE .....	-	-	1	1		
17	81532-HL3-A01	LOCK COMP., L. RR. GATE .....	-	-	1	1		
18	81550-HL4-A00ZA	COVER, R. BED SIDE *NH1*.....BLACK	-	-	1	-		
	81550-HL4-A10ZA	*NH1*.....BLACK	-	-	-	1		

Ref. No.	Part No.	Description	Reqd. QTY				Serial No.	Parts catalogue code
			M3 '16	M3P '16	M5P '16	M5D '16		
19	81555-HL4-A20ZA	PANEL, R. COVER BED SIDE *YRA05L*.....CLOSE RANGE CAMO	-	-	-	1	----- 2A,2AC	
	81555-HL4-A10ZD	*NHB68MR* NEMESIS SILVER METALLIC R	-	-	-	1	----- 3A,3AC,3CM	
	81555-HL4-A10ZA	*R232*.....PATRIOT RED	-	-	-	1	----- A,AC,CM	
	81555-HL4-A10ZB	*NH196*.....ROSS WHITE	-	-	-	1	----- A,AC,CM	
20	81560-HL4-A00ZA	COVER, L. BED SIDE *NH1*.....BLACK	-	-	1	-		
	81560-HL4-A10ZA	*NH1*.....BLACK	-	-	-	1		
21	81565-HL4-A20ZA	PANEL, L. COVER BED SIDE *YRA05L*.....CLOSE RANGE CAMO	-	-	-	1	----- 2A,2AC	
	81565-HL4-A10ZD	*NHB68MR* NEMESIS SILVER METALLIC R	-	-	-	1	----- 3A,3AC,3CM	
	81565-HL4-A10ZA	*R232*.....PATRIOT RED	-	-	-	1	----- A,AC,CM	
	81565-HL4-A10ZB	*NH196*.....ROSS WHITE	-	-	-	1	----- A,AC,CM	
22	83551-MA6-000	GROMMET, SIDE COVER	-	-	4	4		
23	84614-S06-000	HOOK ASSY., TIE DOWN	-	-	3	3		
24	90102-HN5-670	SCREW, SPECIAL, 6X8	-	-	4	4		
25	90103-HC4-770	SCREW, MUDGUARD	-	-	1	1		
26	90103-HF1-670	SCREW, SPECIAL, 6MM	-	-	15	15		
27	90106-KBV-000	SCREW, PAN, 6X14	-	-	23	23		
28	90114-MFL-000	SCREW, SPECIAL, 6X16	-	-	-	6		
29	90201-415-000	NUT, CAP, 6MM	-	-	2	2		
30	90511-MAT-000	WASHER, RR. COWL SETTING	-	-	1	1		
31	90653-HC4-900	CLIP, MUDGUARD	-	-	18	18		
32	91505-SLO-003	CLIP, COWL TOP	-	-	4	4		
33	93404-06020-07	BOLT-WASHER, 6X20	-	-	4	4		
34	93903-25320	SCREW, TAPPING, 5X16	-	-	3	3		
35	94050-06000	NUT, FLANGE, 6MM	-	-	2	2		
36	94103-06700	WASHER, PLAIN, 6MM	-	-	2	2		
37	95701-06010-07	BOLT, FLANGE, 6X10	-	-	4	4		
38	95701-06012-08	BOLT, FLANGE, 6X12	-	-	2	2		
39	95701-06020-07	BOLT, FLANGE, 6X20	-	-	1	1		
40	95701-06050-07	BOLT, FLANGE, 6X50	-	-	2	2		
41	23813-KPH-720	COLLAR 6.4X10	-	-	4	4		

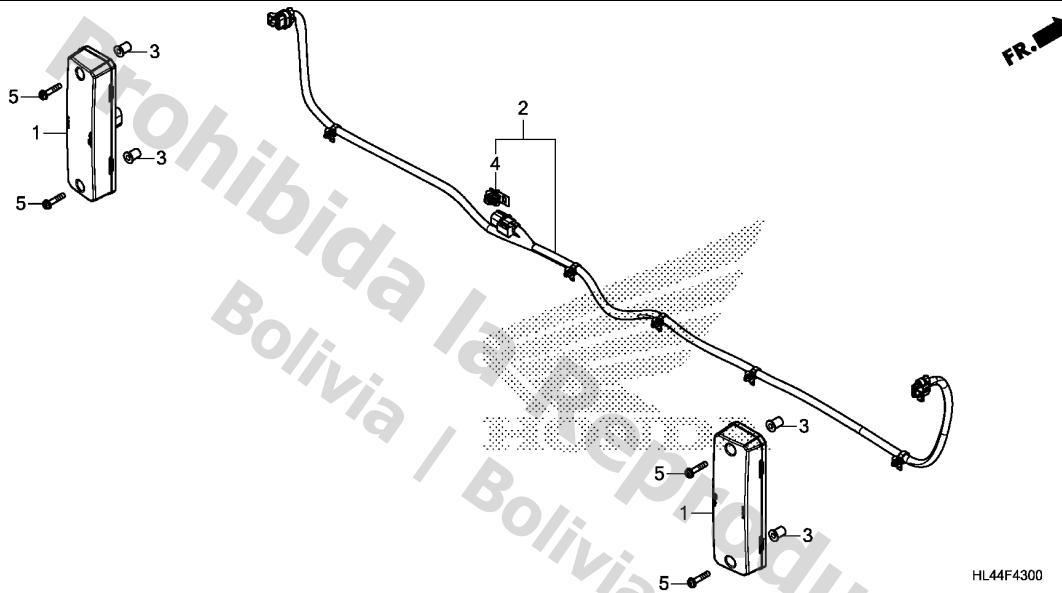
3



F-43

TAILLIGHT

K12



Service item	F.R.T.
--------------	--------

3

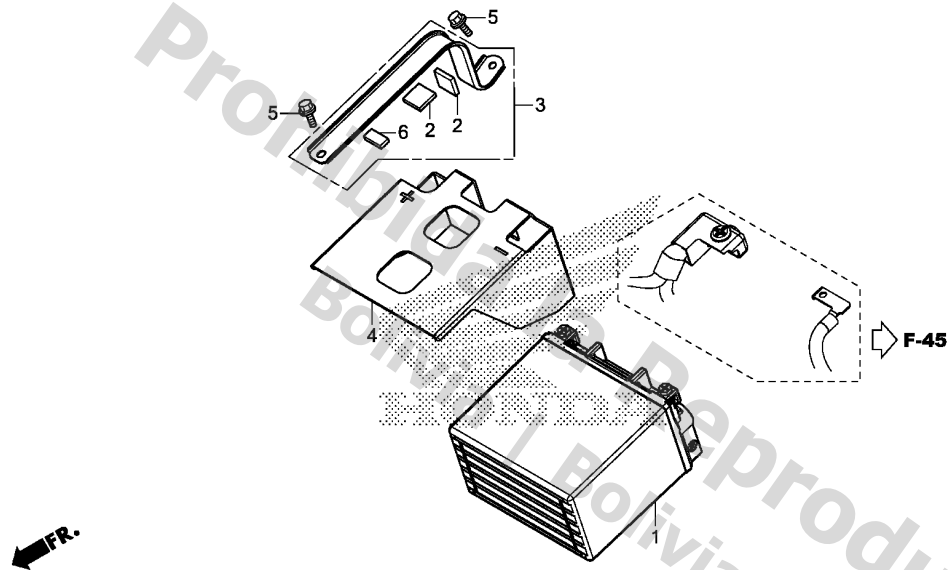
Ref. No.	Part No.	Description	Reqd. QTY				Serial No.	Parts catalogue code
			M3 '16	M3P '16	M5P '16	M5D '16		
1	33700-HL3-A01	LIGHT ASSY., TAIL & STOP ....	2	2	2	2		
2	33750-HL4-A50	SUB CORD, TAILLIGHT & STOP ...	1	1	-	-		
	33750-HL4-A00	.....	-	-	1	1		
3	90111-KW3-003	NUT, COWL SETTING, 5MM .....	4	4	4	4		
4	91535-TA0-003	CLIP, COUPLER (DARK BROWN) ...	1	1	1	1		
5	93891-05025-07	SCREW-WASHER, 5X25 .....	4	4	4	4		

F-44

BATTERY

K13

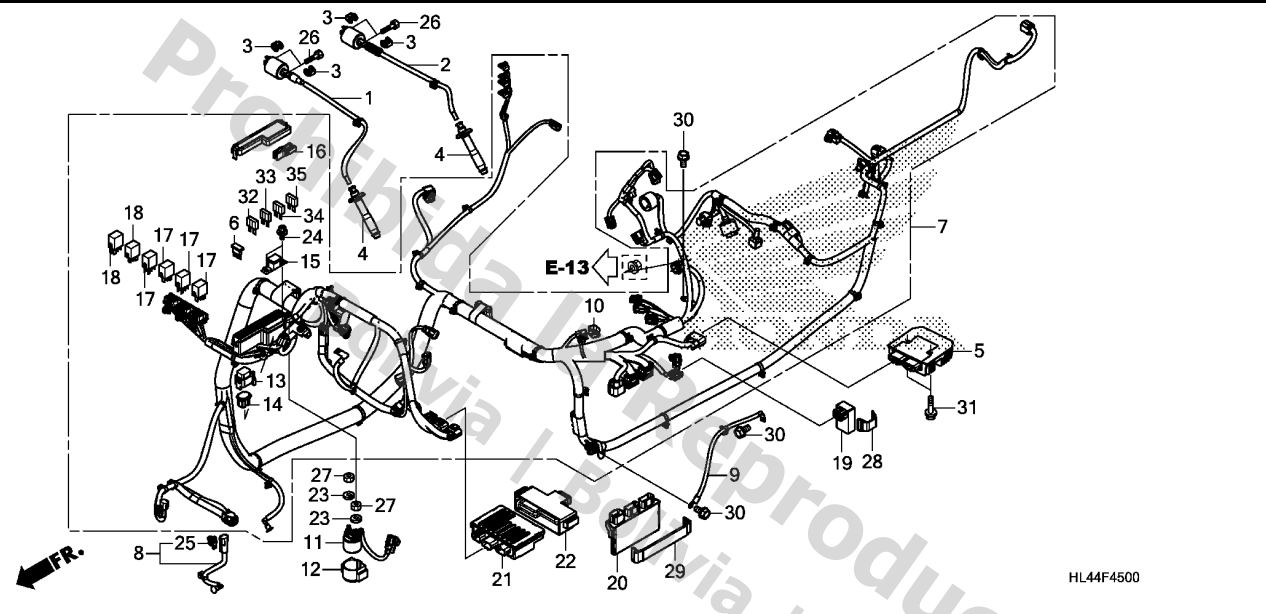
Service item F.R.T.



HL44F4400

Ref. No.	Part No.	Description	Reqd. QTY				Serial No.	Parts catalogue code
			M3 '16	SXS1000 M3P '16	M5P '16	M5D '16		
1	31500-HR0-F01	BATTERY (GYZ16H) (GS YUASA) ...	1	1	1	1		
2	50328-HP1-600	RUBBER, BATTERY .....	2	2	2	2		
3	61101-HL4-A00	BAND, BATTERY .....	1	1	1	1		
4	61103-HL4-A00	COVER, BATTERY .....	1	1	1	1		
5	95701-06016-08	BOLT, FLANGE, 6X16 .....	2	2	2	2		
6	50328-HL4-A00	RUBBER, BATTERY .....	1	1	1	1		

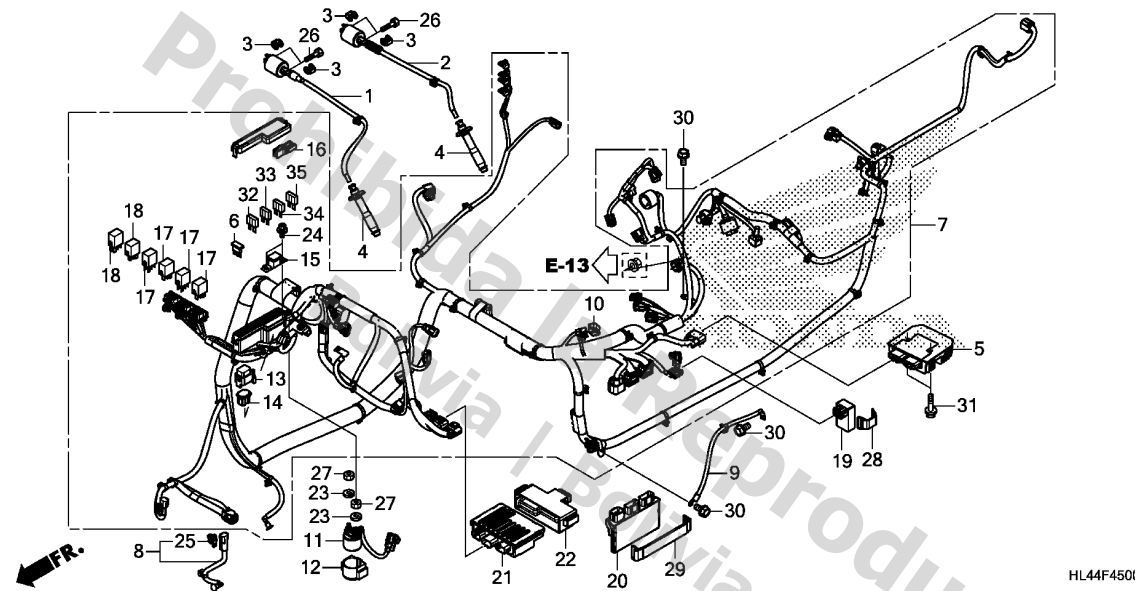
3



Service item	F.R.T.
--------------	--------

3

Ref. No.	Part No.	Description	Reqd. QTY				Serial No.	Parts catalogue code
			M3 '16	SXS1000 M3P '16	M5P '16	M5D '16		
1	30510-HL4-A01	COIL COMP., FR. IGNITION ....	1	1	1	1		
2	30520-HL4-A01	COIL COMP., RR. IGNITION ....	1	1	1	1		
3	30520-ML7-000	SPACER, IGNITION COIL .....	4	4	4	4		
4	30700-HL4-A01	CAP ASSY., NOISE SUPPRESSOR ..	2	2	2	2		
5	31600-HL4-A01	RECTIFIER ASSY., REGULATOR ..	1	1	1	1		
6	31730-MAS-601	DIODE ASSY., THREE WAY (SUMITOMO)	1	1	1	1		
7	32100-HL4-A51	HARNESS, WIRE .....	1	-	-	-		
	32100-HL4-A11	.....	-	1	1	1		
8	32106-HL4-A00	SUB HARNESS, FR. DIFFERENTIAL	1	1	1	1		
9	32603-HL4-A00	CABLE, FRAME EARTH .....	1	1	1	1		
10	32606-K44-V01	CAP, DUMMY(WPC 4P 090 M)(RED)	1	1	1	1		
11	35850-HL4-A01	SWITCH ASSY., STARTER MAGNETIC	1	1	1	1		
12	35856-HP5-600	RUBBER, MAGNETIC SHOCK .....	1	1	1	1		
13	38205-HP0-B11	COVER ASSY., FUSE(40A) .....	-	1	1	1		
14	38211-SNA-A21	FUSE, BLOCK(40A) .....	-	1	1	1		
15	38213-SM4-003	FUSE, BLOCK(50A) .....	1	1	1	1		
16	38235-S04-003	PULLER, MINI FUSE(SUMITOMO) ..	1	1	1	1		
17	38501-MCS-G01	RELAY COMP., POWER (MICRO ISO 4P)	4	4	4	4		
18	38502-MCS-G01	RELAY COMP., POWER (MICRO ISO 5P)	2	2	2	2		
19	38710-HP6-A01	CONTROL UNIT, FAN .....	1	1	1	1		
20	38770-HL4-A13	PGM-FI UNIT .....	1	1	1	1		
21	39980-HL4-A01	EPS UNIT .....	-	1	1	1		

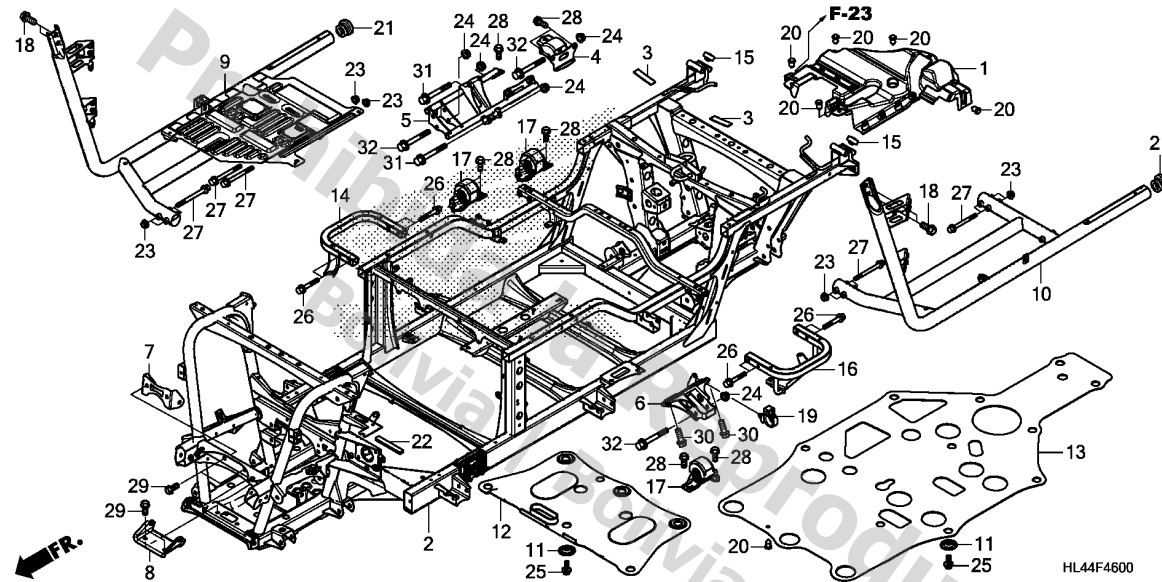


Ref. No.	Part No.	Description	Reqd. QTY				Serial No.	Parts catalogue code
			M3 '16	M3P '16	M5P '16	M5D '16		
22	39981-HN2-B70	CUSHION, EPS UNIT .....	-	1	1	1		
23	90052-ZA0-800	WASHER, SPRING, 6MM .....	2	2	2	2		
24	90114-SG0-003	BOLT, 5X13 .....	2	2	2	2		
25	91535-STK-003	CLIP, COUPLER (DARK BLUE) ....	1	1	1	1		
26	92101-06020-4J	BOLT, HEX., 6X20 .....	4	4	4	4		
27	94002-06390-0S	NUT, HEX., 6MM .....	2	2	2	2		
28	95012-11001	BAND A, BATTERY .....	1	1	1	1		
29	95012-17001	BAND F, BATTERY (155MM) .....	1	1	1	1		
30	95701-06012-00	BOLT, FLANGE, 6X12 .....	3	3	3	3		
31	95701-06022-08	BOLT, FLANGE, 6X22 .....	2	2	2	2		
32	98200-41000	FUSE, MINI (10A) .....	4	4	4	4		
33	98200-41500	FUSE, MINI (15A) .....	5	5	5	5		
34	98200-42000	FUSE, MINI (20A) .....	2	2	2	2		
35	98200-43000	FUSE, MINI (30A) .....	2	2	2	2		

F-46

FRAME BODY

K16



Service item

F.R.T.

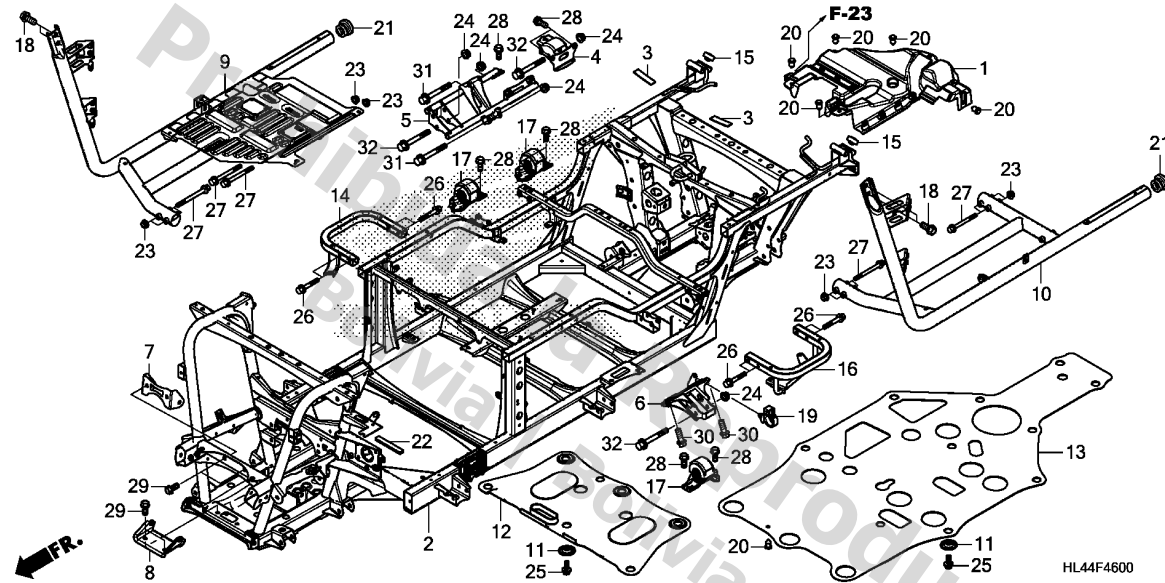
3

Ref. No.	Part No.	Description	Reqd. QTY				Serial No.	Parts catalogue code
			M3 '16	M3P '16	M5P '16	M5D '16		
1	18328-HL4-A00	COVER, HARNESS GUIDE .....	1	1	1	1		
2	50000-HL4-A00	BODY ASSY., FRAME .....	1	1	1	1		
3	50226-MY5-610	RUBBER, SEAT .....	2	2	2	2		
4	50311-HL4-A00	BRACKET COMP., R. ENGINE						
5	50315-HL4-A00	HANGER COMP., R. ENGINE	1	1	1	1		
6	50325-HL4-A00	HANGER COMP., L. ENGINE .....	1	1	1	1		
7	50350-HL4-A00	BRACKET COMP., FR. FINAL .....	1	1	1	1		
8	50360-HL4-A00	BRACKET, FR. FINAL LOWER .....	1	1	1	1		
9	50370-HL4-A00	PIPE COMP., R. STEP .....	1	1	1	1		
10	50380-HL4-A00	PIPE COMP., L. STEP .....	1	1	1	1		
11	50403-HL3-A00	WASHER, SKID PLATE .....	16	16	16	16		
12	50410-HL4-A00	PLATE, FR. SKID .....	1	1	1	1		
13	50420-HL4-A00	PLATE, SKID MIDDLE .....	1	1	1	1		
14	50501-HL4-A50	STAY COMP., R. RR. FOOT WELL	1	1	-	-		
	50501-HL4-A00	.....	-	-	1	1		
15	50524-KBW-900	RUBBER, STAND STOPPER .....	2	2	2	2		
16	50551-HL4-A50	STAY COMP., L. RR. FOOT WELL	1	1	-	-		
	50551-HL4-A00	.....	-	-	1	1		
17	50810-HL4-A01	RUBBER ASSY., MOUNTING .....	3	3	3	3		
18	90116-HL4-A00	BOLT, FLANGE, 12X28 .....	4	4	4	4		
19	90652-HC4-003	CLAMP, HARNESS .....	1	1	1	1		
20	90653-HC4-900	CLIP, MUDGUARD .....	6	6	6	6		
21	90861-HL1-A00	CAP, PIPE END(1-3/4") .....	2	2	2	2		
22	90883-HL4-A00	SEAL, BRAKE PEDAL MOUNTING ..	1	1	1	1		

F-46

FRAME BODY

L 1

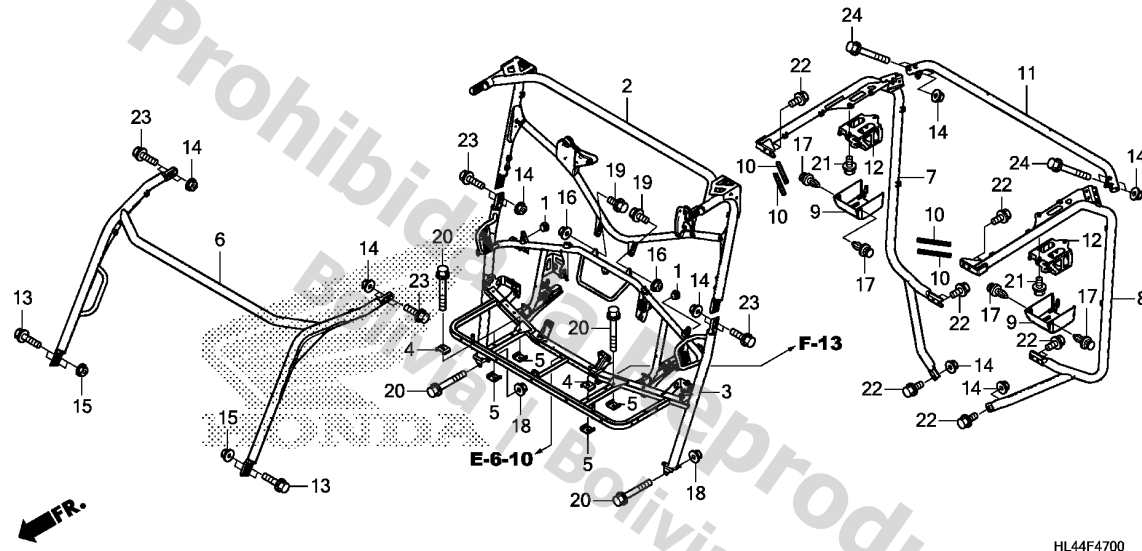


Ref. No.	Part No.	Description	Reqd. QTY				Serial No.	Parts catalogue code
			M3 '16	M3P '16	M5P '16	M5D '16		
23	94050-08000	NUT, FLANGE, 8MM	8	8	8	8		
24	94050-10000	NUT, FLANGE, 10MM	5	5	5	5		
25	95701-06012-08	BOLT, FLANGE, 6X12	16	16	16	16		
26	95701-08040-00	BOLT, FLANGE, 8X40	8	8	8	8		
27	95701-08080-00	BOLT, FLANGE, 8X80	8	8	8	8		
28	95701-10018-00	BOLT, FLANGE, 10X18	9	9	9	9		
29	95701-10020-00	BOLT, FLANGE, 10X20	4	4	4	4		
30	95701-10028-00	BOLT, FLANGE, 10X28	2	2	2	2		
31	95801-10065-00	BOLT, FLANGE, 10X65	2	2	2	2		
32	95801-10070-00	BOLT, FLANGE, 10X70	3	3	3	3		

3

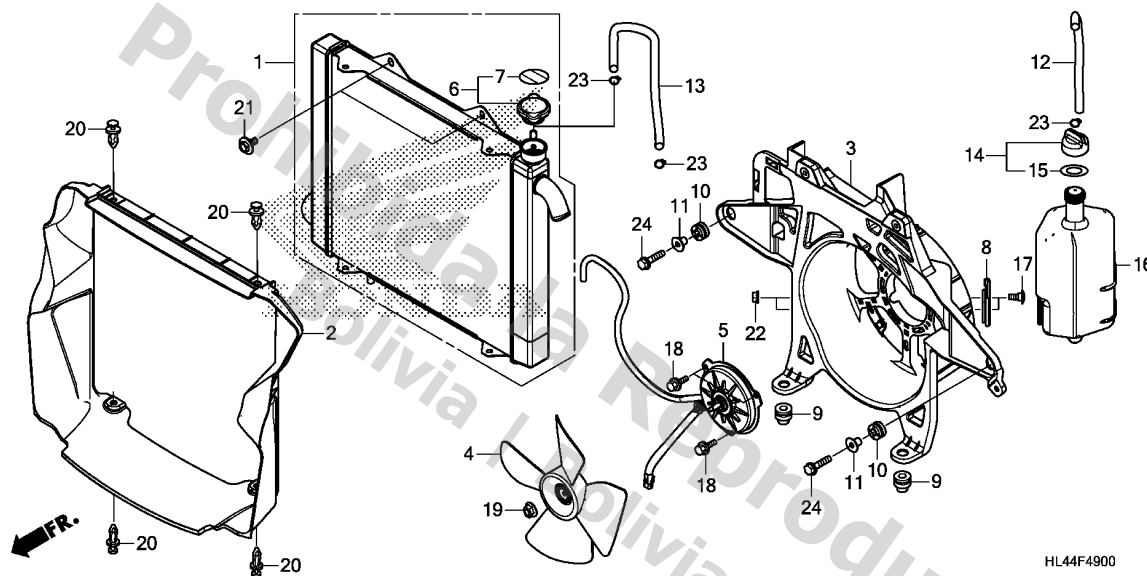
Service item

F.R.T.



HL44F4700

Ref. No.	Part No.	Description	Reqd. QTY				Serial No.	Parts catalogue code
			M3	M3P	M5P	M5D		
			'16	'16	'16	'16		
1	47117-196-000	RUBBER, STOPPER .....	2	2	2	2		
2	71910-HL4-A50	PIPE COMP., MIDDLE ROLL .....	1	1	-	-		
	71910-HL4-A00	.....	-	-	1	1		
3	71930-HL4-A00	PIPE COMP., SEAT SUPPORT ....	1	1	1	1		
4	71947-HL4-A00	PLATE, FRAME MOUNT(A) .....	2	2	2	2		
5	71949-HL4-A00	PLATE, FRAME MOUNT(C) .....	4	4	4	4		
6	71950-HL4-A00	PIPE COMP., FR. ROLL BAR .....	1	1	1	1		
7	71960-HL4-A00	PIPE COMP., R. RR. ROLL .....	-	-	1	1		
8	71970-HL4-A00	PIPE COMP., L. RR. ROLL .....	-	-	1	1		
9	71978-HL4-A00ZA	COVER, RR. RETRACTOR						
		*NH1*.....BLACK	-	-	2	2		
10	71979-HL4-A00	TRIM, RR. ROLL PIPE .....	-	-	4	4		
11	71980-HL4-A00	PIPE COMP., RR. CROSS ROLL ..	-	-	1	1		
12	71990-HL4-A00	STAY COMP., RR. RETRACTOR ...	-	-	2	2		
13	90116-HL4-A00	BOLT, FLANGE, 12X28 .....	4	4	4	4		
14	90304-VM0-770	NUT, U, 10MM .....	8	8	14	14		
15	90309-HL4-A01	NUT, FLANGE, 12MM(PT) .....	4	4	4	4		
16	90309-ML4-901	NUT, FLANGE, 8MM .....	2	2	2	2		
17	90653-HC4-900	CLIP, MUDGUARD .....	-	-	4	4		
18	94050-08000	NUT, FLANGE, 8MM .....	2	2	2	2		
19	95701-08016-07	BOLT, FLANGE, 8X16 .....	2	2	2	2		
20	95701-08080-00	BOLT, FLANGE, 8X80 .....	6	6	6	6		
21	95701-10016-07	BOLT, FLANGE, 10X16 .....	-	-	4	4		
22	95701-10018-07	BOLT, FLANGE, 10X18 .....	-	-	10	10		
23	95701-10025-07	BOLT, FLANGE, 10X25 .....	8	8	8	8		
24	95701-10080-07	BOLT, FLANGE, 10X80 .....	-	-	4	4		



HL44F4900

Service item F.R.T.

Ref. No.	Part No.	Description	Reqd. QTY				Serial No.	Parts catalogue code
			M3 '16	SXS1000 M3P '16	M5P '16	M5D '16		
1	19010-HL4-A01	RADIATOR COMP. ....	1	1	1	1		
2	19014-HL4-A00	SHROUD, RADIATOR .....	1	1	1	1		
3	19015-HL4-A01	STAY, FAN MOTOR .....	1	1	1	1		
4	19020-HN7-000	FAN COMP., COOLING .....	1	1	1	1		
5	19030-HL4-A01	MOTOR ASSY., FAN .....	1	1	1	1		
6	19037-GEE-710	CAP COMP., RADIATOR .....	1	1	1	1		
7	19046-PAA-A00	LABEL, RADIATOR CAP .....	1	1	1	1		
8	19050-HL4-A00	STAY, RESERVE TANK .....	1	1	1	1		
9	19051-HL4-A00	RUBBER, RADIATOR MOUNTING ...	2	2	2	2		
10	19051-KA3-830	RUBBER, RADIATOR MOUNTING ...	2	2	2	2		
11	19052-MGH-640	COLLAR, RADIATOR MOUNTING ...	2	2	2	2		
12	19103-HL4-A00	TUBE A, RESERVE TANK .....	1	1	1	1		
13	19104-HL4-A00	TUBE B, RESERVE TANK .....	1	1	1	1		
14	19106-GET-000	CAP ASSY., RESERVE TANK .....	1	1	1	1		
15	19107-GET-000	PACKING, RESERVE TANK .....	1	1	1	1		
16	19110-HL4-A00	TANK, RADIATOR RESERVE .....	1	1	1	1		
17	90106-KBV-000	SCREW, PAN, 6X14 .....	2	2	2	2		
18	90196-MBB-003	BOLT, FLANGE, 5X10 .....	3	3	3	3		
19	90315-MK3-003	NUT, SERRATE, 5MM .....	1	1	1	1		
20	90653-HC4-900	CLIP, MUDGUARD .....	4	4	4	4		
21	93404-06014-00	BOLT-WASHER, 6X14 .....	2	2	2	2		
22	94050-06000	NUT, FLANGE, 6MM .....	2	2	2	2		
23	95002-70000	CLIP, TUBE(C11) .....	3	3	3	3		
24	95701-06022-08	BOLT, FLANGE, 6X22 .....	2	2	2	2		

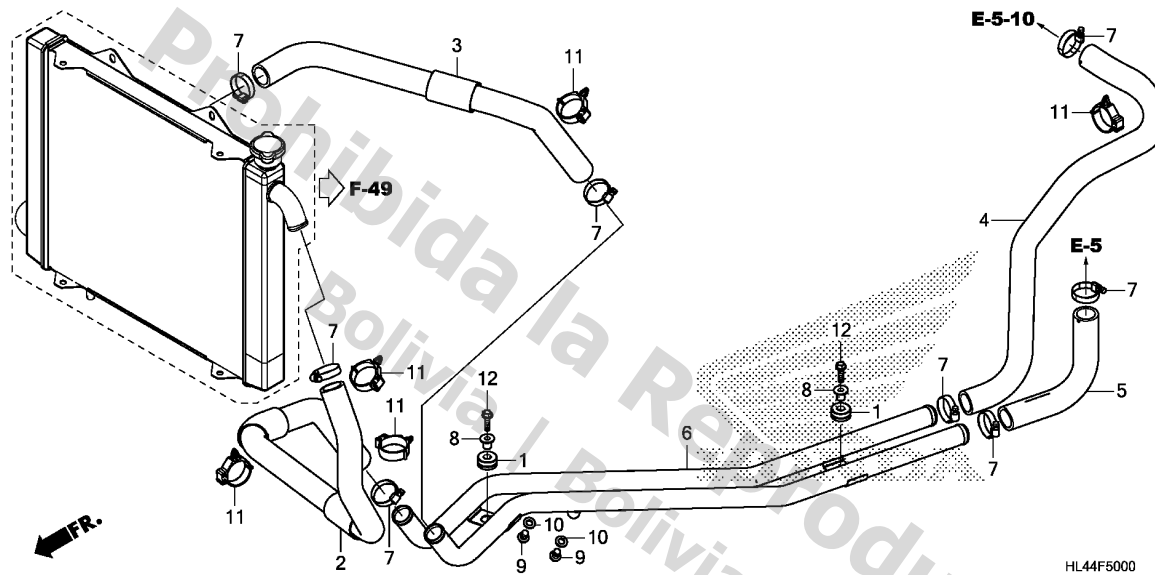
3



F-50

WATER PIPE/WATER HOSE

L 4

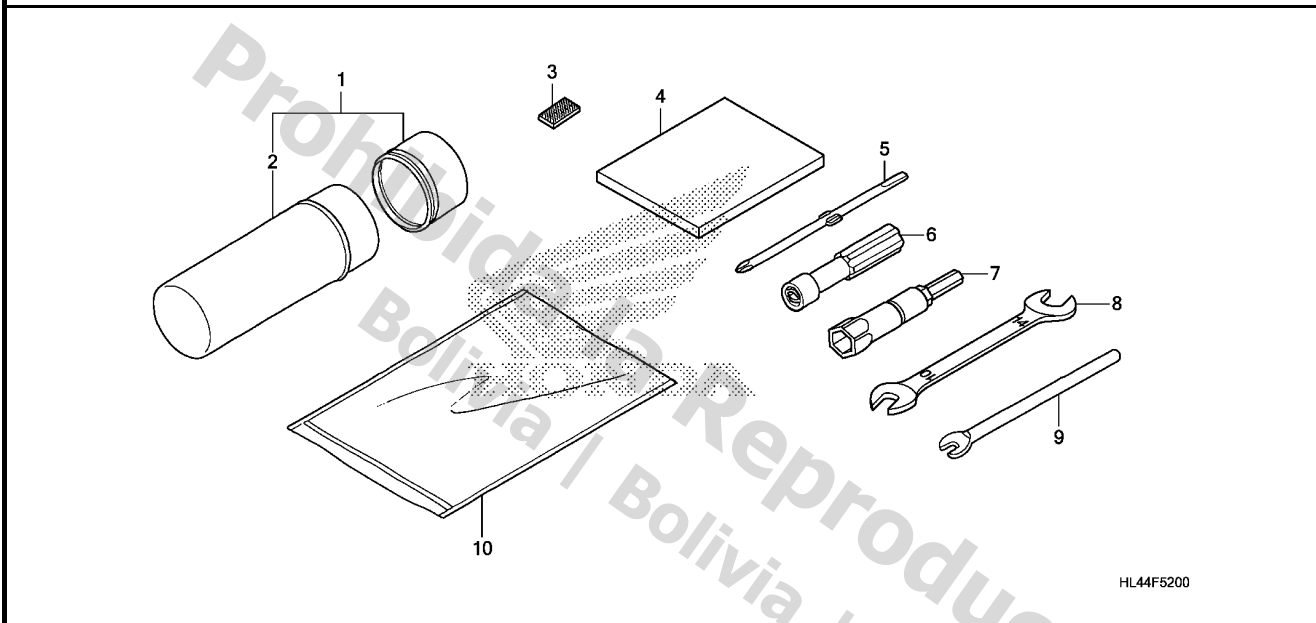


Service item

F.R.T.

3

Ref. No.	Part No.	Description	Reqd. QTY				Serial No.	Parts catalogue code
			M3 '16	M3P '16	M5P '16	M5D '16		
1	19051-KA4-000	RUBBER, RADIATOR MOUNTING ...	2	2	2	2		
2	19505-HL4-A00	HOSE, R. FR. WATER .....	1	1	1	1		
3	19506-HL4-A00	HOSE, L. FR. WATER .....	1	1	1	1		
4	19507-HL4-A00	HOSE, R. RR. WATER .....	1	1	1	1		
5	19508-HL4-A00	HOSE, L. RR. WATER .....	1	1	1	1		
6	19509-HL4-A00	PIPE COMP., WATER .....	1	1	1	1		
7	19516-ML7-691	CLAMP, HOSE, 24-32MM .....	8	8	8	8		
8	61101-MN4-000	COLLAR, FR. FENDER SETTING ..	2	2	2	2		
9	90024-612-000	BOLT, SEALING, 8MM .....	2	2	2	2		
10	90471-580-000	PACKING, 8MM .....	2	2	2	2		
11	91556-SK7-003	CLIP, WIRE HARNESS(BLACK) ...	5	5	5	5		
12	95701-06022-08	BOLT, FLANGE, 6X22 .....	2	2	2	2		

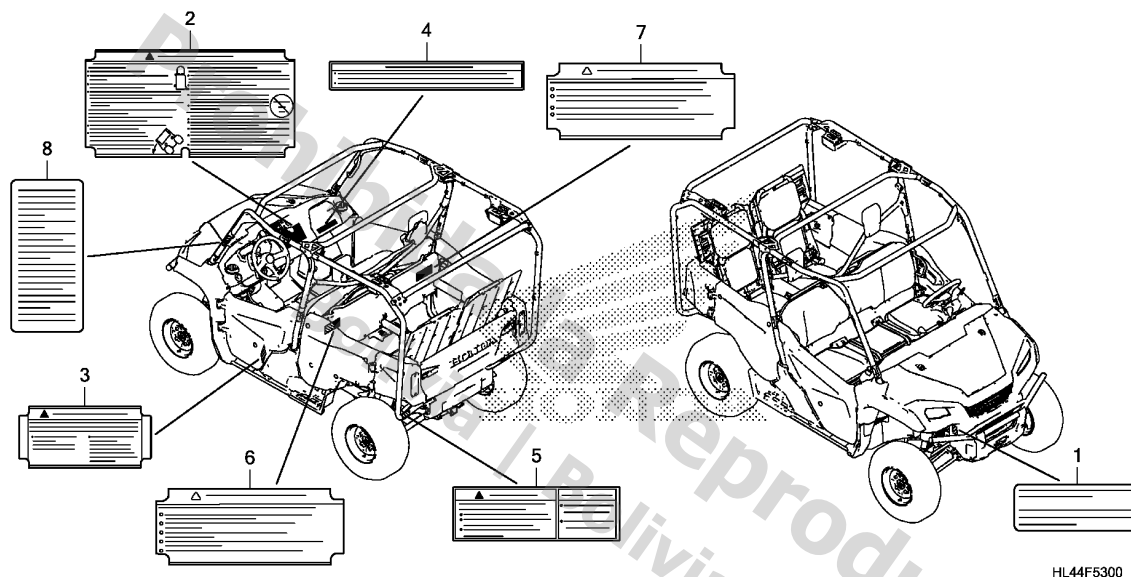


Service item	F.R.T.
--------------	--------

HL44F5200

Ref. No.	Part No.	Description	Reqd. QTY				Serial No.	Parts catalogue code
			M3 '16	M3P '16	M5P '16	M5D '16		
1	83501-152-000	BOX, TOOL .....	1	1	1	1		
2	83502-152-000	BODY, TOOL BOX .....	1	1	1	1		
3	83643-355-300	TAPE, MAGIC(FEMALE)(25X50) ..	1	1	1	1		
4	89015-HF1-670	SPONGE, TOOL BOX .....	1	1	1	1		
5	89102-538-000	DRIVER, SCREW(NO.2 + -) .....	1	1	1	1		
6	89103-538-000	GRIP .....	1	1	1	1		
7	89216-HL4-A00	WRENCH, PLUG(14MM) .....	1	1	1	1		
8	99001-10140	SPANNER, 10X14 .....	1	1	1	1		
9	99005-02000	BAR B, HANDLE .....	1	1	1	1		
10	83642-HL4-A00	BAG, OWNERS MANUAL .....	1	1	1	1		

3



Service item F.R.T.

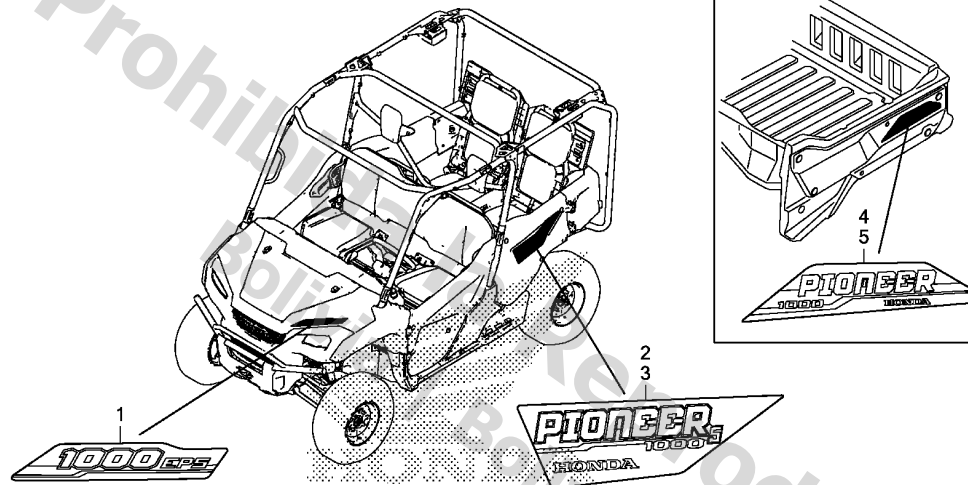
HL44F5300

3

Ref. No.	Part No.	Description	Reqd. QTY				Serial No.	Parts catalogue code
			M3 '16	M3P '16	M5P '16	M5D '16		
1	30590-GBF-851	LABEL, IGNITION NOISE (ENGLISH/FRENCH)	-	1	-	1	----- 3CM,CM	
2	87504-HL4-C62	LABEL, GENERAL WARNING (FRENCH)	-	1	-	-	----- CM	
	87504-HL4-C12	.....	-	-	-	1	----- 3CM,CM	
3	87505-HL4-C11	LABEL, TIRE & OVERLOAD WARNING (FRENCH)	-	1	-	1	----- 3CM,CM	
4	87506-HL4-A00	LABEL, SHIFT & DRIVE SELECT	1	1	1	1		
	87506-HL4-C10	LABEL, SHIFT & DRIVE SELECT (FRENCH)	-	1	-	1	----- 3CM,CM	
5	87508-HL4-A01	LABEL, TRAILER HITCH	1	1	1	1		
	87508-HL4-C11	LABEL, TRAILER HITCH (FRENCH)	-	1	-	1	----- 3CM,CM	
6	87512-HL4-C10	LABEL, BED LOADING WARNING (FRENCH)	-	1	-	1	----- 3CM,CM	
7	87513-HL4-C10	LABEL, RR. PASSENGER WARNING (FRENCH)	-	-	-	1	----- 3CM,CM	
8	87562-HL1-C20	LABEL, FRENCH TRANSLATION	-	1	-	1	----- 3CM,CM	

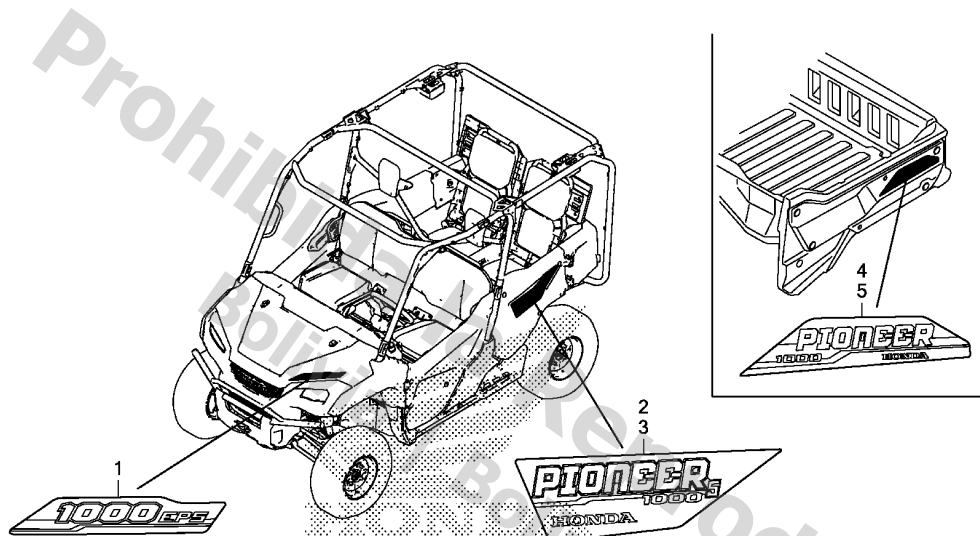
Service item

F.R.T.



HL44F5400

Ref. No.	Part No.	Description	Reqd. QTY				Serial No.	Parts catalogue code
			M3 '16	M3P '16	M5P '16	M5D '16		
1	86611-HL4-A10ZD	MARK, FR. FENDER	-	1	1	1	-----	A,AC,CM
		*TYPE1*	-	1	-	1	-----	2A,2AC
	86611-HL4-A10ZC	*TYPE2*	-	1	-	1	-----	A,AC,CM
	86611-HL4-A10ZA	*TYPE4*	-	1	-	-	-----	A,AC,CM
	86611-HL4-A10ZE	*TYPE5*	-	-	1	-	-----	
	86611-HL4-A10ZB	*TYPE3*	-	-	-	1	-----	3A,3AC,3CM
2	86731-HL4-A00ZA	MARK, R. RR. DOOR	-	-	1	-	-----	
		*TYPE2*	-	-	1	-	-----	
	86731-HL4-A00ZB	*TYPE1*	-	-	1	-	-----	
	86731-HL4-A20ZA	MARK, R. RR. DOOR PANEL	-	-	-	1	-----	2A,2AC
		*TYPE1*	-	-	-	1	-----	3A,3AC,3CM
	86731-HL4-A10ZA	*TYPE3*	-	-	-	1	-----	3A,3AC,3CM
	86731-HL4-A10ZB	*TYPE2*	-	-	-	1	-----	A,AC,CM
	86731-HL4-A10ZC	*TYPE1*	-	-	-	1	-----	A,AC,CM
3	86732-HL4-A00ZA	MARK, L. RR. DOOR	-	-	1	-	-----	
		*TYPE2*	-	-	1	-	-----	
	86732-HL4-A00ZB	*TYPE1*	-	-	1	-	-----	
	86732-HL4-A20ZA	MARK, L. RR. DOOR PANEL	-	-	-	1	-----	2A,2AC
		*TYPE1*	-	-	-	1	-----	3A,3AC,3CM
	86732-HL4-A10ZA	*TYPE3*	-	-	-	1	-----	3A,3AC,3CM
	86732-HL4-A10ZB	*TYPE2*	-	-	-	1	-----	A,AC,CM
	86732-HL4-A10ZC	*TYPE1*	-	-	-	1	-----	A,AC,CM
4	86811-HL4-A50ZA	MARK, R. BED SIDE COVER	1	-	-	-	-----	
		*TYPE2*	1	-	-	-	-----	
	86811-HL4-A50ZB	*TYPE1*	1	-	-	-	-----	
	86811-HL4-A70ZA	MARK, R. COVER BED SIDE PANEL	-	1	-	-	-----	2A,2AC
		*TYPE1*	-	1	-	-	-----	2A,2AC
	86811-HL4-A60ZA	*TYPE3*	-	1	-	-	-----	A,AC,CM



HL44F5400

3

Ref. No.	Part No.	Description	Reqd. QTY				Serial No.	Parts catalogue code
			M3 '16	M3P '16	M5P '16	M5D '16		
(4)	86811-HL4-A60ZB	MARK, R. COVER BED SIDE PANEL	-	1	-	-	----- A,AC,CM	
	86811-HL4-A60ZC	*TYPE2*.....	-	1	-	-	----- A,AC,CM	
5	86812-HL4-A50ZA	MARK, L. BED SIDE COVER						
		*TYPE2*.....	1	-	-	-		
	86812-HL4-A50ZB	*TYPE1*.....	1	-	-	-		
	86812-HL4-A70ZA	MARK, L. COVER BED SIDE PANEL						
		*TYPE1*.....	-	1	-	-	----- 2A,2AC	
	86812-HL4-A60ZA	*TYPE3*.....	-	1	-	-	----- A,AC,CM	
	86812-HL4-A60ZB	*TYPE2*.....	-	1	-	-	----- A,AC,CM	
	86812-HL4-A60ZC	*TYPE1*.....	-	1	-	-	----- A,AC,CM	

# PART NO. INDEX

M 1

Part Number	Address	Page	Ref.	Part Number	Address	Page	Ref.	Part Number	Address	Page	Ref.	Part Number	Address	Page	Ref.				
06000				12361-HP5-600	E5	41	3	14909-MBB-000	E2	38	14	G5	73	1	17222-HL4-A00	J11	117	3	
06111-HL4-000	G4	72	1	12391-HL4-000	E1	37	7	14910-MBB-000	E2	38	14	15233-MGS-D30	E12	48	3	17230-HL4-A00	J11	117	4
06112-HL4-000	G5	73	1		G4	72	1	14911-MBB-000	E2	38	14	15234-MGS-D20	E10	46	17	17232-HL4-A00	J11	117	5
06431-HL4-A01	I11	101	1	13000				14912-MBB-000	E2	38	14	15235-HN2-000	E10	46	18	17233-HL4-A00	J11	117	6
06432-HL4-A01	I11	101	2					14913-MBB-000	E2	38	14	15236-HL4-000	F1	53	5	17234-HL4-A00	J11	117	7
06451-961-405	I9	99	1	13010-HP0-A01	F4	56	1	14914-MBB-000	E2	38	14	15240-HL4-000	E12	48	4	17235-HL4-A00	J11	117	8
06451-HL4-A01	I9	99	2	13011-HP0-A01	F4	56	1	14915-MBB-000	E3	39	14	15412-HP7-A01	E12	48	5	17236-HL4-A00	J11	117	9
06451-MA7-405	I11	101	3	13101-HL4-000	F4	56	2	14916-MBB-000	E3	39	14	15412-MGS-D21	E12	48	6	17237-HL4-A00	J11	117	10
06452-HL4-A01	I9	99	3	13102-HL4-305	F4	56	2	14917-MBB-000	E3	39	14	15414-KF0-000	E12	48	7	17238-HL4-A00	J11	117	11
06910-HR0-F00	I5	95	1	13111-HL4-000	F4	56	3	14918-MBB-000	E3	39	14	15414-MEB-670	E12	48	8	17239-HL4-A00	J11	117	12
06911-HL4-A00	I12	102	1	13112-MC7-000	F4	56	4	14919-MBB-000	E3	39	14	15421-HL4-000	E10	46	19	17241-HL4-A00	J11	117	13
				13205-ME2-000	F4	56	5	14920-MBB-000	E3	39	14	15611-KA4-710	E10	46	20	17242-HL4-A00	J11	117	14
11000				13210-HL4-000	F4	56	6	14921-MBB-000	E3	39	14	15615-HL4-003	E12	48	9	17243-HL4-A00	J11	117	15
11000-HL4-000	F1	53	1	13213-ME2-000	F4	56	7	14922-MBB-000	E3	39	14		G5	73	1	17244-HL4-A00	J11	117	16
11145-HL4-000	F1	53	2	13215-HL4-003	F4	56	8	14923-MBB-000	E3	39	14	15650-HL4-000	E7	43	1	17245-HL4-A00	H13	87	1
11150-HL4-000	F1	53	3	13216-HL4-003	F4	56	8	14924-MBB-000	E3	39	14	15660-HL4-000	F1	53	6	17250-HL4-A00	J11	117	17
11207-HL4-000	F1	53	4	13217-HL4-003	F4	56	8	14925-MBB-000	E3	39	14	15700-HL4-003	E12	48	10	17252-HL4-305	J11	117	18
11211-HL4-000	F3	55	1	13218-HL4-003	F4	56	8	14926-MBB-000	E3	39	14	15710-HL4-000	E12	48	11	17316-611-000	J11	117	19
11310-HL4-000	E10	46	1	13219-HL4-003	F4	56	8	14927-MBB-000	E3	39	14					17509-MN5-000	I16	106	1
11322-HL4-000	E10	46	2	13300-HL4-000	F4	56	9	14928-MBB-000	E3	39	14	16000				17510-HL4-A00	I16	106	2
11323-HL4-000	E10	46	3	13315-HL4-003	F4	56	10	14929-MBB-000	E3	39	14	16010-HL3-A01	J1	107	1	17511-HL4-A00	J1	107	6
	G5	73	1	13316-HL4-003	F4	56	10	14930-MBB-000	E3	39	14	16060-HL4-003	F15	67	1	17515-HL4-A00	J13	119	1
11330-HL4-000	G1	69	1	13317-HL4-003	F4	56	10	14931-MBB-000	E3	39	14	16080-HP5-601	F15	67	2	17516-HL3-A00	I16	106	3
11332-MGS-D20	G1	69	2	13318-HL4-003	F4	56	10	14932-MBB-000	E3	39	14	16081-KPH-701	F15	67	3	17523-HR3-A20	I16	106	4
11333-HL4-000	E12	48	1	13319-HL4-003	F4	56	10	14933-MBB-000	E3	39	14	16082-KPH-701	F15	67	4	17523-S84-300	I16	106	5
11334-HN8-010	E10	46	4	13420-HL4-000	F4	56	11	14934-MBB-000	E3	39	14	16083-HL4-003	F15	67	5	17525-SM4-000	I16	106	6
11335-HL4-000	G3	71	1	13421-HL4-000	F4	56	12	14935-MBB-000	E3	39	14	16084-HL4-003	F15	67	6	17560-HL4-000	F1	53	7
11337-HL4-000	E12	48	2	13481-HL4-000	F5	57	13	14936-MBB-000	E3	39	14	16085-MGZ-D01	F15	67	7	17567-HL4-003	F16	68	26
11339-HL4-000	G1	69	3					14937-MBB-000	E3	39	14	16085-HL4-003	F15	67	8	17570-HL4-A01	J1	107	7
11371-HL4-000	G1	69	4	14000				14938-MBB-000	E3	39	14	16157-HN8-A61	F15	67	8	17574-HR3-A21	J1	107	8
11372-HL4-000	G1	69	5	14110-HL4-000	E2	38	2	14939-MBB-000	E3	39	14	16196-HP6-A01	F15	67	9	17612-HL3-A00	I16	106	7
11373-HL4-000	G1	69	6	14321-HL4-000	E2	38	3	14940-MBB-000	E3	39	14	16211-HL4-000	E1	37	8	17620-HL3-A00	I16	106	8
11394-HL4-003	E10	46	5	14401-HL4-003	E4	40	1	14941-MBB-000	E3	39	14	16218-HL4-000	E1	37	9	17624-HF7-000	I16	106	9
	G5	73	1	14410-HL4-000	E2	38	4	14942-MBB-000	E3	39	14	16400-HL4-003	F15	67	10	17711-SOX-003	J1	107	9
11395-HL4-003	F3	55	2	14420-HL4-000	E2	38	5	14943-MBB-000	E3	39	14	16410-HL4-003	F15	67	11	17711-SOX-931	J1	107	10
	G5	73	1	14451-HL4-000	E2	38	6	14944-MBB-000	E3	39	14	16428-HL4-003	F15	67	12	17719-HR3-A21	I16	106	10
11396-HL4-003	E5	41	1	14510-HL4-000	E4	40	2	14945-MBB-000	E3	39	14	16430-HL4-003	F15	67	13	17810-HL4-A00	J15	121	1
	G5	73	1	14520-HL4-003	E4	40	3	14946-MBB-000	E3	39	14	16431-HL4-003	F15	67	14	17811-HL1-A00	J15	121	2
11397-HL4-003	G1	69	7	14523-HL4-003	E4	40	4	14947-MBB-000	E3	39	14	16433-MEW-921	F15	67	15	17820-HL4-A00	J15	121	3
	G5	73	1					14948-MBB-000	E3	39	14	16434-HL4-003	F15	67	16	17830-HL4-A00	J15	121	4
11398-HL4-003	G3	71	2	14524-MBB-000	E4	40	5	14949-MBB-000	E3	39	14	16435-HN8-A61	F15	67	17	17850-HL4-A00	J15	121	5
	G5	73	1	14611-HL4-000	E4	40	6	14950-MBB-000	E3	39	14	16435-MEH-003	F15	67	18	17860-HL4-A00	J15	121	6
11400-HL4-000	E5	41	2	14711-HL4-000	E2	38	7	14951-MBB-000	E3	39	14	16450-HL4-003	F15	67	19	17910-HL4-A01	J15	121	7
				14721-HL4-000	E2	38	8					16451-HL4-003	F15	67	20				
12000				14731-MCA-000	E2	38	9	15000				16472-KPC-D50	F15	67	21	18000			
12010-HL4-000	E1	37	1	14751-HL4-000	E2	38	10	15020-HL4-000	E10	46	6	16473-HR3-A42	F15	67	22	18200-HL4-A00	J13	119	2
12204-HL4-305	E1	37	2	14771-HL4-000	E2	38	11	15030-HL4-003	E10	46	7	16610-HL4-003	F15	67	23	18215-S84-A20	J13	119	3
12205-HL4-305	E1	37	3	14775-HL4-000	E2	38	12	15040-HL4-000	E10	46	8	16620-HL4-003	F15	67	24	18215-TL2-A01	J13	119	4
12208-413-003	E2	38	1	14781-HA0-770	E2	38	13	15101-HL4-000	E10	46	9	16630-MFJ-D00	F16	68	25	18219-SNE-A01	G4	72	1
12229-HL4-000	E1	37	4	14901-MBB-000	E2	38	14	15102-HL4-000	E10	46	10	16700-HL3-A02	J1	107	2	18229-SNE-A01	G4	72	1
	G4	72	1	14902-MBB-000	E2	38	14	15104-HL4-000	E10	46	11	16719-HW1-670	J1	107	3				
12251-HL4-003	E1	37	5	14903-MBB-000	E2	38	14	15105-HL4-000	E10	46	12	16719-MEW-920	J1	107	4	18230-HL4-A00	J13	119	5
	G4	72	1	14904-MBB-000	E2	38	14	15107-HL4-000	E10	46	13	16725-PNA-003	H6	80	1	18231-SNA-A00	J13	119	7
12300-HL4-000	E1	37	6	14905-MBB-000	E2	38	14	15108-HL4-000	E10	46	14		J1	107	5	18291-KAE-870	J13	119	8
12361-035-000	I5	95	2	14906-MBB-000	E2	38	14	15110-HL4-000	E10	46	15	17000				18291-MM8-880	G4	72	1
	I12	102	2	14907-MBB-000	E2	38	14	15111-HL4-000	E10	46	16						J13	119	9
				14908-MBB-000	E2	38	14	15150-HL4-003	F3	55	3	17215-HL4-A00	J11	117	1	18293-HL4-A00	J13	119	10
								15154-MAT-000	F3	55	4	17220-HL4-A00	J11	117	2	18310-HL4-A00	J13	119	11
																	J13	119	12





# PART NO. INDEX

M 3

Part Number	Address	Page	Ref.	Part Number	Address	Page	Ref.	Part Number	Address	Page	Ref.	Part Number	Address	Page	Ref.
37000				41155-HL4-A01	I12	102	11	41463-HL4-A00	I13	103	20	41850-HL4-A00	I13	103	31
37200-HL4-305	H3	77	6	41161-HL4-A01	I12	102	12	41490-HL4-A01	H15	89	1	42000			
37200-HL4-306	H3	77	6	41200-HL4-A01	I5	95	6	41491-HL1-A00	H15	89	2	44220-HL4-A01	I4	94	5
37200-HL4-A01	H3	77	6	41211-HL4-A01	I5	95	7	41502-HL4-A00	I6	96	20	44240-HL4-A01	I4	94	6
37700-HP5-601	E7	43	16	41212-HL4-A01	I5	95	8	41503-HP5-600	I6	96	21	44250-HL4-A01	I4	94	7
	I5	95	4	41231-HL4-A01	I5	95	9	41504-HP5-600	I6	96	22	44228-HL4-A01	I4	94	8
	I12	102	4	41232-HL4-A01	I5	95	10	41505-HP5-600	I6	96	23	44260-HL4-A01	I4	94	9
37750-KPH-701	G2	70	25	41240-HL4-A01	I5	95	11	41506-HL1-A00	I6	96	24	42231-HL4-A01	I4	94	2
37870-MGS-D31	E1	37	11	41251-HL4-A01	I5	95	12	41521-HL4-A00	I6	96	25	42232-HL4-A01	K2	124	3
37880-RE1-Z01	J11	117	20	41252-HL4-A01	I5	95	12	41527-HR0-F00	I6	96	26	42232-HL4-A01	I4	94	3
				41253-HL4-A01	I5	95	12	41531-HL4-A00	I6	96	27	42233-HL4-A01	K2	124	4
				41254-HL4-A01	I5	95	12	41540-HA0-000	I6	96	28	42240-HL4-A01	I4	94	4
38000				41255-HL4-A01	I5	95	12	41540-HL4-A00	I7	97	29	42250-HL4-A01	K2	124	7
				41261-HL4-A01	I5	95	13	41541-HA0-000	I6	96	28	42260-HL4-A01	K2	124	8
38205-HPO-B11	K14	136	13	41300-HL4-A01	I12	102	13	41542-HA0-000	I6	96	28	42320-HL4-A01	K2	124	9
38211-SNA-A21	K14	136	14	41305-HL4-A00	I12	102	14	41543-HA0-000	I6	96	28	42350-HL4-A01	K2	124	10
38213-SM4-003	K14	136	15	41311-HL4-A00	I12	102	15	41544-HA0-000	I6	96	28	42615-HL4-A00	I10	100	1
38235-S04-003	K14	136	16	41312-HL4-A01	I12	102	16	41545-HA0-000	I6	96	28	42650-HL4-A00	I10	100	2
38501-MCS-G01	K14	136	17	41330-HL4-A00	I12	102	17	41546-HA0-000	I6	96	28	42650-HL4-A12	I10	100	3
38502-MCS-G01	K14	136	18	41400-HL4-A00	I5	95	14	41547-HA0-000	I6	96	28	42711-HL4-A01	I10	100	4
38610-HL4-003	G2	70	26	41405-HA7-670	I5	95	15	41548-HA0-000	I6	96	28	42711-HL4-A11	I10	100	4
38611-HL4-000	G2	70	27	41411-HL4-A00	I5	95	16	41550-HL4-A00	I7	97	30	42753-HL3-A00	I10	100	5
38710-HP6-A01	K14	136	19	41412-HL4-A00	I5	95	17	41560-HP5-600	H15	89	3				
38770-HL4-A13	K14	136	20	41413-HL4-A00	I5	95	18	41561-HL4-A00	I6	96	28	43000			
38800-HL4-003	F1	53	9	41421-HL4-A00	I12	102	18	41562-HL4-A00	I6	96	28	43107-K40-F11	I11	101	4
38800-HR3-A21	J15	121	10	41431-HL4-A00	I12	102	19	41563-HL4-A00	I7	97	28	43107-KFG-J21	I9	99	4
38810-HL4-003	G3	71	5	41447-HL4-A00	I12	102	20	41564-HL4-A00	I7	97	28	43110-HL4-A01	I11	101	5
				41447-HM8-000	I5	95	19	41565-HL4-A00	I7	97	28	43122-HL4-A00	H5	79	1
				41448-HL4-A00	I13	103	20	41566-HL4-A00	I7	97	28	43123-HL4-A00	H5	79	2
39000				41448-HM8-000	I5	95	19	41567-HL4-A00	I7	97	28	43124-HL4-A00	H5	79	3
39980-HL4-A01	K14	136	21	41449-HL4-A00	I13	103	20	41568-HL4-A00	I7	97	28	43125-HL4-A00	H5	79	4
39981-HN2-B70	K15	137	22	41449-HM8-000	I6	96	19	41571-HP5-600	H15	89	4	43131-HL4-A01	H5	79	5
				41450-HL4-A00	I13	103	20	41573-HP5-600	H15	89	5	43150-HL4-A01	I11	101	6
40000				41450-MG9-000	I13	103	21	41603-HL4-A00	I7	97	31	43151-HL4-A00	H5	79	6
				41451-HL4-A00	I13	103	20	41604-HL4-A00	I7	97	32	43234-S04-003	I9	99	5
40200-HL4-A00	I15	105	1	41451-HM8-000	I6	96	19	41605-HL4-A00	I7	97	33	43235-HL4-A01	I11	101	7
40202-HL4-A00	I15	105	2	41451-MG9-000	I13	103	21	41606-HL4-A00	I7	97	34	43240-S6M-J51	I11	101	10
40203-HL4-A00	I15	105	3	41452-HL4-A00	I13	103	20	41607-HL4-A00	I13	103	22	43250-HL4-A01	I11	101	11
40215-HL4-A00	I15	105	4	41452-HM8-000	I6	96	19	41627-HL4-A00	I7	97	35	43251-HL4-A01	I10	100	6
40300-HL4-A00	I15	105	5	41452-MG9-000	I13	103	21	41630-HL4-A00	I13	103	23	43255-HL4-A00	K2	124	11
40321-HL4-A00	I15	105	6	41453-HL4-A00	I13	103	20	41640-HL4-A00	I7	97	36	43256-HL4-A00	K2	124	12
40322-HL4-A00	I15	105	7	41453-HM8-000	I6	96	19	41650-HL4-A00	I7	97	37	43352-568-003	I9	99	9
40323-HL4-A00	I15	105	8	41453-MG9-000	I13	103	21	41710-HL4-A00	I13	103	24	43353-461-771	I11	101	12
40350-HL4-A00	I15	105	9	41454-HL4-A00	I13	103	20	41712-HL4-A00	I7	97	38	43461-HL4-A00	H5	79	7
40401-HL4-A00	I15	105	10	41454-HM8-000	I6	96	19	41717-HL4-A00	H15	89	6	43531-461-771	H4	78	1
40415-HL4-A00	I5	95	5	41454-MG9-000	I13	103	21	41718-HL4-A00	H15	89	7				
				41455-HL4-A00	I13	103	20	41719-HL4-A00	I7	97	39	46000			
				41455-HM8-000	I6	96	19	41721-HL4-A00	I13	103	25	46138-SM4-003	H4	78	7
41000				41455-MG9-000	I13	103	21	41722-HL4-A00	H15	89	8	46139-632-000	H4	78	8
41100-HL4-A01	I12	102	5	41456-HL4-A00	I13	103	20	41723-HL4-A01	H15	89	9	46151-S5A-A01	H4	78	9
41111-HL4-A01	I12	102	6	41456-HM8-000	I6	96	19	41724-HL4-A00	H15	89	10	46163-HL1-A00	H4	78	10
41112-HL4-A01	I12	102	7	41456-MG9-000	I13	103	21	41727-HL4-A00	I13	103	26	46182-MEL-D21	H4	78	11
41131-HL4-A01	I12	102	8	41457-HL4-A00	I13	103	20	41728-HL4-A00	I7	97	40	46510-HL4-A00	J15	121	11
41132-HL4-A01	I12	102	9	41457-HM8-000	I6	96	19	41803-HL4-A00	I13	103	27	46514-HL1-A00	J15	121	12
41140-HL4-A01	I12	102	10	41458-HL4-A00	I13	103	20	41804-HL4-A00	I13	103	28	46550-HL3-A00	J15	121	13
41151-HL4-A01	I12	102	11	41459-HL4-A00	I13	103	20	41805-HL4-A00	I13	103	29	46560-HL4-A00	J15	121	14
41152-HL4-A01	I12	102	11	41460-HL4-A00	I13	103	20	41813-HL4-A00	H15	89	11	46660-SNA-A01	H4	78	12
41153-HL4-A01	I12	102	11	41461-HL4-A00	I13	103	20	41817-HL4-A00	H15	89	12	46662-HL3-A02	H4	78	13
41154-HL4-A01	I12	102	11	41462-HL4-A00	I13	103	20	41827-HL4-A00	I13	103	30	46666-S2K-003	H4	78	14
												46669-S5A-003	H4	78	15







# PART NO. INDEX

M 5

Part Number	Address	Page	Ref.	Part Number	Address	Page	Ref.	Part Number	Address	Page	Ref.	Part Number	Address	Page	Ref.
73610-HL4-A10ZC	J5	111	20	77914-HL4-A00	K10	132	8	81534-HL4-A00	K5	127	11	86611-HL4-A10ZE	L7	145	1
73610-HL4-A20ZA	J5	111	20	77952-HL3-A00	J7	113	20	81541-HL4-A00	K5	127	12	86611-HL4-A20ZA	L7	145	1
73656-HL4-A00	J5	111	21	77953-HL3-A00	J7	113	21	81542-HL3-A00	K5	127	13	86731-HL4-A00ZA	L7	145	2
73658-HL3-A00	J5	111	22	77954-HL4-A00	J7	113	22	81543-HL3-A00	K5	127	14	86731-HL4-A00ZB	L7	145	2
				77955-HL4-A00ZA	J7	113	23	81550-HL4-A00ZA	K10	132	18	86731-HL4-A10ZA	L7	145	2
74000				77959-HL4-A00	J8	114	24	81550-HL4-A10ZA	K10	132	18	86731-HL4-A10ZB	L7	145	2
								81550-HL4-A60ZA	K7	129	12	86731-HL4-A10ZC	L7	145	2
74820-HL4-A01	K5	127	1	78000				81555-HL4-A10ZA	K11	133	19	86731-HL4-A20ZA	L7	145	2
74820-HL4-A51	K5	127	1					81555-HL4-A10ZB	K11	133	19	86732-HL4-A00ZA	L7	145	3
				78550-HL4-A00	H8	82	8	81555-HL4-A10ZD	K11	133	19	86732-HL4-A00ZB	L7	145	3
76000				78555-HL4-A00	H8	82	9	81555-HL4-A20ZA	K11	133	19	86732-HL4-A10ZA	L7	145	3
				78560-HL4-A00	H8	82	10	81560-HL4-A00ZA	K11	133	20	86732-HL4-A10ZB	L7	145	3
76300-HL4-A00ZA	K10	132	3	78561-HL4-A00	H8	82	11	81560-HL4-A10ZA	K11	133	20	86732-HL4-A10ZC	L7	145	3
76350-HL4-A00ZA	K10	132	4	78562-HL4-A00	H8	82	12	81560-HL4-A60ZA	K7	129	13	86732-HL4-A20ZA	L7	145	3
76360-HL4-A00ZA	K10	132	5	78565-HL4-A00	H8	82	13	81562-HL3-A01	J8	114	30	86811-HL4-A50ZA	L7	145	4
76370-HL4-A00	K10	132	6	78567-HL4-A00	H8	82	14	81562-HL4-A01	J8	114	31	86811-HL4-A60ZB	L8	146	4
76400-HL4-A50	K7	129	1	78570-HL4-A00	H8	82	15	81565-HL4-A10ZA	K11	133	21	86811-HL4-A60ZA	L7	145	4
76450-HL4-A50	K7	129	2	78580-HL4-A00	H8	82	16	81565-HL4-A10ZB	K11	133	21	86811-HL4-A60ZC	L8	146	4
76500-HL4-A00	J10	116	3	78590-HL4-A00	H8	82	17	81565-HL4-A10ZD	K11	133	21	86811-HL4-A60ZC	L8	146	4
76502-HL4-A00	J10	116	4					81565-HL4-A20ZA	K11	133	21	86811-HL4-A70ZA	L7	145	4
76503-HL4-A00	J10	116	5	81000				81570-HL4-A50ZA	K7	129	12	86812-HL4-A50ZA	L8	146	5
76505-HL4-A00	J10	116	6					81570-HL4-A50ZB	K7	129	12	86812-HL4-A50ZB	L8	146	5
76510-HL4-A00	J10	116	7	81140-HL3-A00ZA	J6	112	5	81570-HL4-A60ZA	K7	129	14	86812-HL4-A60ZA	L8	146	5
76512-HL4-A00	J10	116	8	81332-HL4-A00ZA	H7	81	19	81570-HL4-A60ZB	K7	129	14	86812-HL4-A60ZB	L8	146	5
76513-HL4-A00	J10	116	9	81333-HW5-900	H7	81	20	81570-HL4-A60ZC	K8	130	14	86812-HL4-A60ZC	L8	146	5
76520-HL4-A00	K4	126	3	81500-HL4-A00	K5	127	2	81570-HL4-A70ZA	K7	129	14	86812-HL4-A70ZA	L8	146	5
				81500-HL4-A50	K5	127	3	81580-HL4-A50ZA	K7	129	13				
77000				81503-HL3-A00	K10	132	9	81580-HL4-A50ZB	K7	129	13	87000			
				81503-HL4-A50	K7	129	3	81580-HL4-A60ZA	K8	130	15				
77100-HL4-A01	J6	112	1	81504-HL3-A00	K7	129	4	81580-HL4-A60ZB	K8	130	15	87504-HL4-C12	L6	144	2
77104-HL3-A01	J6	112	2					81580-HL4-A60ZC	K8	130	15	87504-HL4-C62	L6	144	2
77111-HL4-A00	J10	116	10	81505-HL1-A20	K7	129	5	81580-HL4-A70ZA	K8	130	15	87505-HL4-C11	L6	144	3
77200-HL4-A01	J6	112	3									87506-HL4-A00	L6	144	4
77207-HA0-000	J6	112	4	81506-HL4-A01	K10	132	12	83000				87506-HL4-C10	L6	144	4
77215-GC2-000	J7	113	4	81506-HL4-A51	K7	129	6					87508-HL4-A01	L6	144	5
77302-124-000	J3	109	23	81506-HL4-L01	K10	132	12	83501-152-000	L5	143	1	87508-HL4-C11	L6	144	5
				81506-HL4-L51	K7	129	6	83502-152-000	L5	143	2	87512-HL4-C10	L6	144	6
77350-HL4-A00	H8	82	6	81507-HL4-A00	K10	132	13	83550-HL4-A00ZA	K4	126	4	87513-HL4-C10	L6	144	7
77360-HL4-A00	H8	82	7	81507-HL4-A50	K7	129	7	83551-MA6-000	J10	116	11	87516-MGE-M30	H10	84	11
77500-HL3-A01	J7	113	5	81508-HL1-A00	K7	129	8					87562-HL1-C20	L6	144	8
77610-HL4-A01	J9	115	1					83642-HL4-A00	L5	143	10				
77626-HL3-A01	J7	113	6	81510-HL4-A01	J8	114	25	83643-355-300	L5	143	3	89000			
77630-HL4-A01	J7	113	7	81511-HL4-A01	J8	114	26	83650-HL4-A01ZA	K4	126	5	89015-HF1-670	L5	143	4
77631-HL3-A01	J7	113	8	81512-HL3-A01	J8	114	27					89102-538-000	L5	143	5
77632-HL3-A01	J7	113	9	81512-HL4-A01	J8	114	28					89103-538-000	L5	143	6
77660-HL4-A01	J9	115	2	81514-HL3-A01	J8	114	29	84000				89216-HL4-A00	L5	143	7
77710-HL4-A01	J9	115	3	81521-HL4-A00	K5	127	4								
77760-HL4-A01	J9	115	4	81522-HL4-A00	K5	127	5	84614-S06-000	J8	114	32				
77800-HL4-A02	J7	113	10	81524-HL3-A00	K5	127	6					90000			
77806-HL3-A01	J7	113	11	81526-HL3-A00	K5	127	7					90001-HL4-000	F13	65	20
77850-HL4-A02	J7	113	12	81527-HL3-A00	K5	127	8					90003-MCS-000	F1	53	10
77902-HL3-A00	J7	113	13	81528-HL3-A00	K5	127	9	86000				90003-PG6-000	G2	70	28
77903-HL3-A00	J7	113	14	81530-HL3-A00ZA	K10	132	15					90003-SNA-010	G2	70	29
77904-HL4-A00	J7	113	15	81530-HL4-A50ZA	K7	129	9	86150-KPG-901	H3	77	8	90004-GHB-630	E14	50	4
77905-HL4-A00ZA	J7	113	16	81531-HL3-A01	K7	129	10	86150-KPG-902	H3	77	8	90004-HL4-000	F13	65	21
77906-HL3-A00	J7	113	17					86611-HL4-A10ZA	L7	145	1	90004-PT0-000	G2	70	30
77908-HL3-A01	J7	113	18	81532-HL3-A01	K7	129	11	86611-HL4-A10ZB	L7	145	1	90005-HL4-000	F5	57	17
77909-HL4-A00	J7	113	19	81533-HL4-A00	K5	127	10	86611-HL4-A10ZC	L7	145	1				
77913-HL4-A00	K10	132	7					86611-HL4-A10ZD	L7	145	1				

4

# PART NO. INDEX

M 6

Part Number	Address	Page	Ref.	Part Number	Address	Page	Ref.	Part Number	Address	Page	Ref.	Part Number	Address	Page	Ref.	Part Number	Address	Page	Ref.
90106-KBV-000	L3	141	17	90134-HP5-600	I7	97	47	90416-HL4-000	F8	60	13		G4	72	1	91010-HL4-003	F7	59	35
90106-MCN-720	H4	78	20		I13	103	39	90417-360-000	F13	65	24	90545-300-000	H5	79	20	91012-HL4-003	F14	66	27
90106-MM9-000	I7	97	43	90134-SE3-003	J8	114	37	90417-HL4-000	F8	60	14	90601-ZG3-000	I13	103	44	91013-HL4-003	E10	46	22
	I13	103	35	90135-SB0-003	H9	83	10	90421-HL4-000	F10	62	10		I15	105	11	91014-HL4-003	E5	41	13
90107-HC5-000	H5	79	18		H10	84	14	90433-639-000	F13	65	25	90604-MCA-780	F7	59	32	91015-HL4-003	E5	41	14
90107-HL4-A00	H16	90	29	90139-MCA-A60	J5	111	29	90433-MEY-670	F12	64	26	90604-MM5-000	F7	59	33	91016-HL4-003	F5	57	23
90108-HL4-A00	I9	99	15	90145-MS9-612	H5	79	19	90441-286-000	E7	43	19	90604-RGC-000	G2	70	36	91018-HL4-003	F5	57	24
90109-371-000	I7	97	44	90163-S73-000	I2	92	2		G5	73	1	90605-MGE-D00	F7	59	34	91022-HL4-003	F8	60	21
	I13	103	36		K3	125	4	90441-706-000	E5	41	12	90613-HL4-000	F8	60	15	91023-HL4-003	F7	59	36
90109-GS9-610	J3	109	25	90196-MBB-003	L3	141	18		E6	42	10	90614-HL4-000	F8	60	16	91023-MM5-641	F7	59	37
	J5	111	25	90200-HW5-900	J14	120	26		G4	72	1	90616-HL4-000	F8	60	17	91024-HL4-003	F7	59	38
90109-HL3-A01	K5	127	15	90201-415-000	K8	130	25		G5	73	1	90617-HL4-000	F8	60	18	91024-MGS-D21	F1	53	19
90109-HL4-A00	I11	101	15		K11	133	29	90442-397-000	E4	40	8	90651-538-000	H5	79	21	91025-HL4-003	F10	62	11
90110-HL4-A00	H10	84	12	90201-HL4-000	F5	57	19		G4	72	1	90651-HL3-A40	I4	94	20	91025-MGS-D21	G3	71	8
90111-162-000	H14	88	12	90202-HA0-000	K1	123	14	90442-MR1-770	F1	53	16		K2	124	22	91026-MGS-D21	E10	46	23
	J11	117	21	90206-KM3-000	E3	39	17		G5	73	1	90652-HC4-003	H16	90	34	91027-HL4-003	F8	60	22
	K4	126	7	90242-HL1-A00	I13	103	40	90443-KR0-000	E7	43	20		I7	97	52	91027-MGS-D21	E10	46	24
90111-HL4-A01	J13	119	24	90242-MB0-000	I7	97	48		G5	73	1		J15	121	17		G3	71	9
90111-HP0-A00	J5	111	26	90301-HM8-000	J14	120	27		I7	97	50		K16	138	19	91028-MGS-D21	E10	46	25
	K4	126	8	90301-MG3-000	H10	84	15	90443-MB0-000	G2	70	34	90652-HF7-003	I7	97	53	91029-MGS-D21	E9	45	6
90111-KT1-780	I4	94	18	90303-HA0-680	H12	86	9		G5	73	1		I14	104	45	91030-HL4-003	F8	60	23
90111-KW3-003	K12	134	3		H14	88	14		G5	73	1	90652-HL4-A01	J1	107	11	91051-HL4-A01	I7	97	54
90112-HL3-A00	K5	127	16	90304-HM7-A10	I10	100	13	90445-KE5-000	F6	58	24	90653-HC4-900	H7	81	27	91052-HL4-A01	I7	97	55
90113-SAO-006	I10	100	11	90304-SA5-013	I10	100	14	90451-141-000	F14	66	26		H8	82	20	91054-HL3-A41	I4	94	21
90114-HP0-A00	I4	94	19	90304-SC2-000	I10	100	14	90452-HL4-000	F6	58	25		H14	88	15		K2	124	23
	K2	124	21	90304-VMO-770	L2	140	14	90452-MCA-000	F7	59	26		J8	114	39	91055-HL4-A01	I7	97	56
90114-MFL-000	J3	109	26	90305-401-680	I3	93	12	90454-428-000	H9	83	11		J10	116	13	91056-HL4-A01	I14	104	46
	J5	111	27	90305-HC0-770	H11	85	21		H10	84	16		J11	117	22	91056-HP5-601	I7	97	57
	K8	130	22		I3	93	13	90455-ML7-000	F7	59	27		K4	126	9	91057-HL4-A01	I14	104	47
	K11	133	28		I7	97	49	90463-HL4-000	F7	59	28		K8	130	28	91059-HL4-A01	I7	97	58
90114-SG0-003	K15	137	24		I13	103	41	90463-MAT-000	F7	59	29		K11	133	31	91064-HL4-A01	I14	104	48
90115-MAL-600	H16	90	30		K1	123	15	90464-MAT-000	F7	59	30		K16	138	20	91103-KT7-000	E11	47	26
90116-HL4-A00	K16	138	18	90305-HC4-000	I2	92	3	90471-580-000	F1	53	17		L2	140	17	91107-KYJ-902	F9	61	24
	L2	140	13		I3	93	14		G5	73	1		L3	141	20	91108-PE6-008	F9	61	25
90116-HP5-600	J15	121	15		K1	123	16		I7	97	51	90654-HL4-A01	J1	107	12	91201-HL4-003	F10	62	12
90116-HP6-A00	I10	100	12		K3	125	5		I13	103	43	90671-S0D-003YW	K5	127	19	91201-HN8-003	G3	71	10
90116-ME9-000	J6	112	6	90307-MJE-D00	E7	43	18		L4	142	10	90672-SB2-003	H3	77	9	91205-KF0-003	E7	43	22
90117-166-600	I13	103	37	90309-HL4-A01	L2	140	15	90475-703-000	G2	70	35		H16	90	35		E11	47	27
90117-HL4-A00	K8	130	23	90309-KF0-003	H16	90	33		G5	73	1		J15	121	18	91206-333-003	J15	121	19
90117-MGS-D30	H7	81	23		J15	121	16	90493-MGE-D00	F7	59	31	90677-KAN-961	H7	81	28	91207-HL4-003	F7	59	39
	H14	88	13	90309-ML4-901	L2	140	16	90501-HL4-A00	H9	83	12		H12	86	11	91251-HL3-A01	I14	104	49
	K8	130	24	90310-HB9-000	I3	93	15		H10	84	17	90680-HP5-600	J11	117	23	91251-HL4-A01	I7	97	59
90118-968-000	H16	90	31	90310-HL4-A00	J9	115	6	90502-HL4-A00	J14	120	28	90701-HN2-000	E10	46	21	91252-HL4-A01	I7	97	60
90118-HL4-A00	K5	127	17	90313-567-000	H12	86	10	90504-HW1-670	J14	120	29	90701-MV9-670	E7	43	21		I14	104	50
90118-MBV-000	H16	90	32	90315-MK3-003	L3	141	19	90505-425-000	E4	40	9		F1	53	18	91254-HR3-A21	I7	97	61
90119-SD9-000	G2	70	33	90323-SE0-000	H7	81	24		H9	83	13	90742-KYJ-900	F5	57	22	91254-KS7-831	I7	97	62
90121-HL4-A00	I7	97	45		K8	130	26		H10	84	18	90851-HL4-A00	K5	127	20	91255-HL4-A01	I14	104	51
90122-HL1-A00	I3	93	11	90361-SR3-000	K5	127	18	90505-MBK-750	J14	120	30	90851-YM2-000	H8	82	21	91257-HL3-A01	H9	83	15
	K1	123	13	90380-SB2-003	H8	82	19	90505-ZV1-000	H7	81	25	90861-HL1-A00	H12	86	12		H10	84	20
90127-KF0-770	J3	109	27	90401-HL4-000	E14	50	6	90506-HL3-A00	J5	111	30		K16	138	21	91261-HN8-003	I3	93	16
	J5	111	28	90402-MFJ-D01	E12	48	17	90506-ZV1-000	H7	81	26	90861-HL4-A00	K5	127	21		K2	124	24
90129-463-770	J13	119	25		G5	73	1	90511-671-003	H9	83	14	90883-HL4-A00	K16	138	22	91262-HL3-A01	H9	83	16
90129-KF0-000	H11	85	20	90403-HL4-000	E9	45	5		H10	84	19						H10	84	21
90131-883-000	E12	48	16	90404-HL4-000	F5	57	20	90511-MAT-000	J8	114	38	91000				91263-HL4-A01	I10	100	15
	F3	55	5	90405-HL4-000	F5	57	21		K8	130	27					91301-107-000	E12	48	18
90133-HL4-A00	H9	83	9	90406-HL4-000	F13	65	23		K11	133	30	91001-HL4-003	G3	71	7		G5	73	1
	H10	84	13	90411-MGE-D00	F6	58	23	90543-MV9-670	E1	37	16	91001-PPP-005	F8	60	19	91301-428-003	E5	41	15
90133-HP5-600	I7	97	46	90412-HL4-000	F8	60	11		G4	72	1	91002-HL4-003	F8	60	20		G5	73	1
	I13	103	38	90414-HL4-000	F8	60	12	90544-KF0-000	E1	37	17	91008-MFJ-D01	F12	64	27	91301-473-003	E11	47	28

4

# PART NO. INDEX



Part Number	Address	Page	Ref.	Part Number	Address	Page	Ref.	Part Number	Address	Page	Ref.	Part Number	Address	Page	Ref.
91301-473-003	G5	73	1		I14	104	55	94000				94510-32000	I7	97	69
91301-HM7-A00	I15	105	12	91352-HL4-A00	H16	90	37					94510-36000	F10	62	13
91301-KYJ-901	E11	47	29	91354-MCT-003	E12	48	21	94001-14280-0S	H11	85	22	94514-34000	I3	93	18
	G5	73	1		G6	74	1	94002-06390-0S	K15	137	27	94514-36000	I3	93	19
91301-KZL-931	F16	68	28	91356-425-003	E6	42	11	94002-08080-0S	H4	78	21	94520-35000	H11	85	25
91301-MEH-003	G2	70	37		G6	74	1	94021-06070-0S	J8	114	40	94520-58000	I7	97	70
	G5	73	1	91361-HL4-A01	I15	105	14	94050-06000	H16	90	39	94540-07018	J3	109	30
91301-PLC-000	F16	68	29	91362-HL4-A01	I7	97	67		K5	127	23		J5	111	32
91302-001-020	I7	97	63	91505-SLO-003	J10	116	14		K11	133	35	94560-72200	F7	59	40
	I14	104	52		K8	130	29	94050-08000	L3	141	22	95000			
91302-436-004	I4	94	22		K11	133	32		K6	128	24				
	K2	124	25	91508-HL4-A00	J12	118	24		L1	139	23				
91302-MGS-D20	G2	70	38	91508-MM5-000	J12	118	25		L2	140	18	95002-02120	E5	41	19
	G5	73	1	91535-STK-003	E8	44	26	94050-08080	K6	128	25	95002-35000	H16	90	42
91302-PA9-003	E12	48	19		H3	77	10	94050-10000	K1	123	17		I8	98	71
	G5	73	1	91535-TA0-003	K15	137	25		L1	139	24		I14	104	56
91302-RGC-003	E9	45	7		H3	77	11	94050-12000	H11	85	23	95002-41000-08	E8	44	31
	G5	73	1	91556-SK7-003	K12	134	4	94101-04700	H1	75	9		J1	107	13
91303-377-000	E5	41	16		J15	121	21		H2	76	9	95002-70000	L3	141	23
	G6	74	1	91558-GFM-971	L4	142	11	94101-06800	F14	66	28	95005-35470-30	I14	104	57
91303-HA0-003	G2	70	39	91558-HL4-003	E6	42	12		H16	90	40	95005-35935-30	I8	98	72
	G6	74	1	91565-SEL-003	E6	42	13	94101-08800	J14	120	32	95012-11001	H14	88	17
91303-HM7-A00	I15	105	13		H1	75	8	94101-12000	K1	123	18		K15	137	28
91303-KF0-003	E7	43	23	91704-PF4-000	H2	76	8	94102-10800	J15	121	22	95012-17001	K15	137	29
	E11	47	30		G2	70	41	94103-06700	K8	130	32	95015-32001	I1	91	43
	G6	74	1	92000					K11	133	36	95015-42000	I1	91	44
	I7	97	64					94103-08800	J8	114	41	95701-06010-00	E4	40	10
	I14	104	53					94109-12000	E12	48	22	95701-06010-07	K11	133	37
91304-HA5-003	H16	90	36	92101-06020-4J	K15	137	26		F3	55	6	95701-06010-08	J3	109	31
91305-HL4-000	E11	47	31	92101-06050-0A	H8	82	22		G6	74	1		J5	111	33
	G6	74	1	92800-14000	E8	44	27	94109-14000	E8	44	28	95701-06012-00	J15	121	25
91305-MG7-003	F1	53	20	92900-08028-0E	E1	37	18		G6	74	1		K15	137	30
	G6	74	1					94201-16120	F14	66	29	95701-06012-08	E6	42	14
91306-HL4-000	F1	53	21	93000				94201-20151	H16	90	41		E8	44	32
	G6	74	1					94201-25200	H11	85	24		H12	86	15
91307-035-000	E11	47	32	93401-10020-07	H12	86	13	94201-30180	I3	93	17		J6	112	7
	F1	53	22	93404-06012-07	J5	111	31		J15	121	23		J14	120	33
	G6	74	1	93404-06014-00	L3	141	21	94201-40300	I10	100	16		K8	130	33
91307-KF0-003	E7	43	24	93404-06016-07	K5	127	22	94251-06000	J3	109	28		K11	133	38
	G6	74	1	93404-06016-08	J14	120	31	94301-06100	I7	97	68		L1	139	25
91308-HN0-A10	J15	121	20	93404-06020-07	K8	130	30	94301-08100	F12	64	28	95701-06014-00	F1	53	24
91309-425-003	E16	52	13		K11	133	33	94301-08140	E5	41	18		G2	70	43
	G6	74	1	93406-08012-08	H16	90	38		E8	44	29	95701-06016-00	F7	59	41
91310-MGE-D01	F1	53	23	93500-04008-1H	F16	68	30		E11	47	33		I1	91	45
	G3	71	11	93500-04032-0G	J12	118	26		E12	48	23		I8	98	73
	G6	74	1	93500-05010-1H	F16	68	31		F12	64	29		I14	104	58
91312-KM9-003	I14	104	54	93891-05025-07	K12	134	5	94301-08200	G2	70	42	95701-06016-07	J3	109	32
91313-MB0-003	E12	48	20	93892-03012-00	H8	82	23	94301-10160	G3	71	13		J5	111	34
	G6	74	1	93892-05012-08	E16	52	15		J15	121	24	95701-06016-08	E8	44	33
91320-KE1-000	E5	41	17	93892-05035-18	F16	68	32		E1	37	19		H12	86	16
91320-MB0-000	E16	52	14	93903-25220	H12	86	14		E1	37	20		K13	135	5
91333-567-010	E8	44	25		H14	88	16	94301-14200	E8	44	30	95701-06018-00	E6	42	15
	G6	74	1	93903-25320	H3	77	12		E1	37	21		E12	48	24
91344-PC9-004	G2	70	40		K8	130	31	94305-25162	J3	109	29	95701-06020-00	E11	47	34
	G6	74	1		K11	133	34	94305-40162	F14	66	30	95701-06020-07	J8	114	42
91351-HL4-A00	I7	97	65	93903-254J0	H7	81	29	94510-14000	F12	64	30		K9	131	34
91351-HM8-A51	G3	71	12						F14	66	31		K11	133	39
	G6	74	1					94510-20000	H9	83	17	95701-06020-08	J3	109	33
91352-GAZ-930	I7	97	66						H10	84	22		J5	111	35



# PART NO. INDEX

**M 8**

Part Number	Address	Page	Ref.	Part Number	Address	Page	Ref.	Part Number	Address	Page	Ref.	Part Number	Address	Page	Ref.
95701-10080-07	L2	140	24												
95801-06028-00	F12	64	31												
95801-06028-08	E16	52	16												
95801-08012-00	K1	123	19												
95801-10065-00	L1	139	31												
95801-10070-00	L1	139	32												
95801-10150-00	I8	98	76												
96000															
96001-06012-00	F2	54	30												
96001-06025-00	E4	40	11												
96001-06050-00	E14	50	7												
96211-07000	F9	61	26												
96220-30160	F14	66	33												
96220-40080	F12	64	32												
	F14	66	34												
96220-40100	F5	57	25												
96220-50178	E11	47	39												
98000															
98200-41000	K15	137	32												
98200-41500	K15	137	33												
98200-42000	K15	137	34												
98200-43000	K15	137	35												
99000															
99001-10140	L5	143	8												
99005-02000	L5	143	9												

Prohibida la Reproducción y Distribución  
 Bolivia | Bolivia | Douglas Parada Viana

# PART NAME INDEX

N 1

Part name	Address	Page	Ref.	Part name	Address	Page	Ref.	Part name	Address	Page	Ref.
[ A ]											
ARM ASSY., L. FR. LOWER	I3	93	7	BEARING SET, NEEDLE	I12	102	1	BOLT-WASHER, 6X14	L3	141	21
ARM ASSY., L. RR. LOWER	K1	123	8	BEARING, ANGULAR BALL,	40X74X36	I4	94	BOLT-WASHER, 6X16	J14	120	31
ARM ASSY., L. RR. UPPER	K1	123	10			K2	124		K5	127	22
ARM ASSY., R. FR. LOWER	I3	93	6	BEARING, BALL RADIAL, 63/28	I14	104	48	BOLT-WASHER, 6X20	K8	130	30
ARM ASSY., R. RR. LOWER	K1	123	7	BEARING, BALL, 28X64X15	F8	60	19		K11	133	33
ARM ASSY., R. RR. UPPER	K1	123	9	BEARING, NEEDLE, 12X18X12	F1	53	19	BOLT-WASHER, 7/16"X31	J9	115	5
ARM COMP. A, EX. ROCKER	E2	38	4			I7	97	BOLT-WASHER, 8X12	H16	90	38
ARM COMP. B, EX. ROCKER	E2	38	5	BEARING, NEEDLE, 14X20X12	E10	46	25	BOLT B, FLEXIBLE JOINT	J13	119	7
ARM COMP., MODE SELECT	H15	89	14	BEARING, NEEDLE, 22MM	F7	59	37	BOLT, 5X13	K15	137	24
ARM SET, L. FR. UPPER	I3	93	5	BEARING, NEEDLE, 25X30X23	F9	61	25	BOLT, CHANGE PIVOT	H16	90	30
ARM SET, R. FR. UPPER	I3	93	4	BEARING, NEEDLE, 25X32X20	F8	60	23	BOLT, CONNECTING ROD	F4	56	7
ARM, GEARSHIFT	F13	65	19	BEARING, NEEDLE, 26X30X17	F8	60	22	BOLT, DISK, 8X24	I10	100	12
ARM, SELECTOR	H15	89	11	BEARING, NEEDLE, 26X30X21	F8	60	21	BOLT, DRAIN PLUG, 12X15	E12	48	16
ARM, SHIFT CHANGE	H15	89	20	BEARING, NEEDLE, 28X32X21	F7	59	38		F3	55	5
ARRESTER COMP., SPARK	J13	119	15	BEARING, NEEDLE, 29X34X24	F9	61	24	BOLT, DRAIN PLUG, 14MM	E8	44	27
				BEARING, NEEDLE, 39X44X23.8	F5	57	24	BOLT, EMERGENCY	G1	69	5
				BEARING, RADIAL BALL SPECIAL,	62/28	F5	57	BOLT, ENGINE HANGER, 10X188	I13	103	32
[ B ]											
BAG, OWNERS MANUAL	L5	143	10	BEARING, RADIAL BALL,	40X68X7.5	E9	45	BOLT, FLANGE KNOCK, 7X10.5	E3	39	16
BALL, DETENT	H8	82	17			F14	66	BOLT, FLANGE, 10X110	F1	53	13
BALL, STEEL, #7	F9	61	26	BEARING, RADIAL BALL, 17X40X9	F14	66	27	BOLT, FLANGE, 10X120	K1	123	11
BAND A, BATTERY	H14	88	17	BEARING, RADIAL BALL, 35X68X16	I7	97	55	BOLT, FLANGE, 10X150	I8	98	76
	K15	137	28	BEARING, RADIAL BALL, 40X76X18	F7	59	36	BOLT, FLANGE, 10X153	K1	123	12
BAND A, BELLOWS	H11	85	11	BEARING, RADIAL BALL, 6000	E5	41	13	BOLT, FLANGE, 10X16	H7	81	30
BAND A, YOKE JOINT BOOT	I15	105	7	BEARING, RADIAL BALL, 6008	I14	104	47	BOLT, FLANGE, 10X18	L1	139	28
BAND B, BELLOWS	H11	85	12	BEARING, RADIAL BALL, 6072Z	E10	46	23		L2	140	21
BAND B, YOKE JOINT BOOT	I15	105	8	BEARING, RADIAL BALL, 6092Z	G3	71	7	BOLT, FLANGE, 10X18	L2	140	22
BAND F, BATTERY	K15	137	29	BEARING, RADIAL BALL, 60/32	I7	97	58	BOLT, FLANGE, 10X192	I7	97	45
BAND, AIR CLEANER CONNECTING				BEARING, RADIAL BALL, 6206	I7	97	54	BOLT, FLANGE, 10X20	L1	139	29
	TUBE	J11	117	BEARING, RADIAL BALL, 6208	I14	104	46	BOLT, FLANGE, 10X200	I13	103	37
BAND, AIR CLEANER ELEMENT	J11	117	23	BEARING, RADIAL BALL, 6208	I14	104	46	BOLT, FLANGE, 10X213	I3	93	10
BAND, BATTERY	K13	135	3	BEARING, RADIAL BALL, 6304	E10	46	22	BOLT, FLANGE, 10X23	I7	97	42
BAND, BOOT	I15	105	12	BEARING, RADIAL BALL, 63/22	F8	60	20		I13	103	34
				BEARING, RADIAL BALL, 63/22U	F7	59	35	BOLT, FLANGE, 10X25	I11	101	15
BAND, FR. FUEL TANK MOUNTING	I16	106	3	BEARING, RADIAL BALL, 6906	E5	41	14		L2	140	23
BAND, INBOARD	I4	94	4	BEARING, RADIAL BALL, 6907	I7	97	56	BOLT, FLANGE, 10X28	L1	139	30
	K2	124	5	BEARING, RADIAL BALL, 6962Z	E10	46	24	BOLT, FLANGE, 10X35	I7	97	47
BAND, INSULATOR	E1	37	9			G3	71		I13	103	39
BAND, MUFFLER COVER	J13	119	20	BEARING, RADIAL BALL, 6992Z	G3	71	8	BOLT, FLANGE, 10X65	L1	139	31
BAND, OUTBOARD	I4	94	2	BEARING, SPECIAL BALL, 63/28	F10	62	11	BOLT, FLANGE, 10X70	L1	139	32
	K2	124	3	BEARING, SPECIAL BALL, 6500	F12	64	27	BOLT, FLANGE, 10X77	H11	85	20
BAND, SHAFT BOOT	I4	94	3	BED COMP., RR.	K5	127	2	BOLT, FLANGE, 10X80	L2	140	24
	K2	124	4					BOLT, FLANGE, 12X28	I9	99	15
BAND, SUB TANK	J13	119	22	BEARING, RADIAL BALL, 6992Z	G3	71	8		K16	138	18
BAR B, HANDLE	L5	143	9	BEARING, RADIAL BALL, 6992Z	G3	71	8	BOLT, FLANGE, 12X60	I2	92	2
BATTERY	K13	135	1	BEARING, SPECIAL BALL, 63/28	F10	62	11		K3	125	4
BEARING A, CONNECTING ROD	F4	56	8	BEARING, SPECIAL BALL, 6500	F12	64	27	BOLT, FLANGE, 12X70	I3	93	11
BEARING A, CRANKSHAFT	F4	56	10	BELT ASSY., L. RR. SEAT	J9	115	2		K1	123	13
BEARING B, CONNECTING ROD	F4	56	8	BELT ASSY., R. RR. SEAT	J9	115	3	BOLT, FLANGE, 5X10	L3	141	18
BEARING B, CRANKSHAFT	F4	56	10	BODY ASSY., FRAME	K16	138	2	BOLT, FLANGE, 6MM	H14	88	12
BEARING C, CONNECTING ROD	F4	56	8	BODY A, CLUTCH CONTROL	G1	69	9		I4	94	18
BEARING C, CRANKSHAFT	F4	56	10	BODY B, CLUTCH CONTROL	G1	69	11		J5	111	26
BEARING D, CONNECTING ROD	F4	56	8	BODY COMP., IDLE AIR CONTROL							
BEARING D, CRANKSHAFT	F4	56	10		VALVE	F15	67				
BEARING E, CONNECTING ROD	F4	56	8	BODY SET	F15	67	11				
BEARING E, CRANKSHAFT	F4	56	10	BODY, OIL PUMP	E10	46	9				
BEARING SET, NEEDLE	I5	95	1	BODY, TOOL BOX	L5	143	2				
				BOLT-WASHER, 10X20	H12	86	13		J6	112	6
				BOLT-WASHER, 10X35	I16	106	6		J8	114	33
				BOLT-WASHER, 12X118	E1	37	12		J11	117	21
				BOLT-WASHER, 6X12	F12	64	25		K4	126	7
					J5	111	31				8
									K5	127	17

# PART NAME INDEX

N 2

Part name	Address	Page	Ref.	Part name	Address	Page	Ref.	Part name	Address	Page	Ref.
BOLT, FLANGE, 6X10 .....	E4	40	10	BOLT, FLANGE, 6X30 .....	J16	122	26	BOLT, HEAD COVER .....	E1	37	14
	H5	79	18		K6	128	26	BOLT, HEX., 6X20 .....	K15	137	26
	J3	109	31	BOLT, FLANGE, 6X35 .....	E8	44	34	BOLT, HEX., 6X50 .....	H8	82	22
	J5	111	33		E11	47	36	BOLT, HYDRAULIC LASH ADJUSTER			
	J13	119	23		G3	71	14	STOPPER	E1	37	15
	J14	120	26	BOLT, FLANGE, 6X40 .....	I1	91	46	BOLT, KNOCK, 6MM .....	F1	53	11
	K11	133	37		E1	37	23		G3	71	6
BOLT, FLANGE, 6X12 .....	E6	42	14		E11	47	37	BOLT, OIL COOLER .....	E12	48	15
	E8	44	32		F1	53	25	BOLT, OIL, 10X22 .....	H5	79	19
	F2	54	30		G2	70	31	BOLT, SEALING, 22MM .....	E12	48	3
	H12	86	15	BOLT, FLANGE, 6X45.5 .....	E1	37	13	BOLT, SEALING, 24MM .....	E10	46	17
	J6	112	7	BOLT, FLANGE, 6X50 .....	E11	47	38	BOLT, SEALING, 8MM .....	F1	53	14
	J14	120	33		E14	50	7		G2	70	33
	J15	121	25		F2	54	26		I7	97	44
	K8	130	33		G2	70	30		I13	103	36
	K11	133	38	BOLT, FLANGE, 6X55 .....	K11	133	40		L4	142	9
	K15	137	30		E8	44	35	BOLT, SETTING .....	E16	52	6
	L1	139	25		G3	71	15	BOLT, SHAFT FORK SETTING .....	F13	65	8
BOLT, FLANGE, 6X14 .....	F1	53	24					BOLT, SHOULDER .....	F16	68	27
	G2	70	29	BOLT, FLANGE, 6X60 .....	F2	54	27	BOLT, SOCKET, 5X20 .....	J15	121	15
			43		G2	70	28	BOLT, SOCKET, 6X10 .....	J5	111	24
	H4	78	20	BOLT, FLANGE, 6X65 .....	E13	49	26	BOLT, SOCKET, 6X15 .....	I4	94	19
BOLT, FLANGE, 6X16 .....	E8	44	33		G2	70	45		K2	124	21
	E14	50	4	BOLT, FLANGE, 6X75 .....	G2	70	32	BOLT, SOCKET, 8MM .....	E15	51	6
	F5	57	18				46	BOLT, SPECIAL, 10X37.2 .....	F5	57	17
	F7	59	41	BOLT, FLANGE, 6X80 .....	G2	70	47	BOLT, SPECIAL, 12MM .....	E14	50	5
	H12	86	16	BOLT, FLANGE, 8MM .....	K5	127	16	BOLT, SPECIAL, 6MM .....	H16	90	29
	I1	91	45	BOLT, FLANGE, 8X12 .....	J3	109	34		I7	97	41
	I8	98	73		J16	122	27		I13	103	33
	I14	104	58		K1	123	19	BOLT, SPECIAL, 6X16 .....	J13	119	24
	J3	109	32	BOLT, FLANGE, 8X16 .....	H9	83	8	BOLT, SPECIAL, 6X28 .....	H10	84	12
	J5	111	34		J8	114	44	BOLT, SPECIAL, 8MM .....	E4	40	7
	K13	135	5		J16	122	28		J3	109	25
BOLT, FLANGE, 6X18 .....	E6	42	15		L2	140	19		J5	111	25
	E12	48	24	BOLT, FLANGE, 8X165 .....	E7	43	17		K8	130	19
BOLT, FLANGE, 6X20 .....	E11	47	34	BOLT, FLANGE, 8X18 .....	J5	111	36				20
	H16	90	31	BOLT, FLANGE, 8X20 .....	I8	98	74				23
	J3	109	33		J8	114	36	BOLT, STEERING YOKE, 8X28 .....	H9	83	10
	J5	111	35		J16	122	29		H10	84	14
	J8	114	42	BOLT, FLANGE, 8X25 .....	H10	84	23	BOLT, STOPPER .....	H4	78	8
			43		I8	98	75	BOLT, STUD, 8X167 .....	F1	53	15
	K9	131	34	BOLT, FLANGE, 8X26 .....	I9	99	8	BOLT, STUD, 8X28 .....	E1	37	18
	K11	133	39		I11	101	10	BOLT, TERMINAL .....	E16	52	7
BOLT, FLANGE, 6X22 .....	K15	137	31	BOLT, FLANGE, 8X27 .....	H9	83	9	BOLT, WHEEL .....	I10	100	11
	L3	141	24		H10	84	13	BOOT .....	H4	78	4
	L4	142	12		I7	97	46	BOOT A, TIE ROD .....	H11	85	16
BOLT, FLANGE, 6X25 .....	E4	40	11		I13	103	38	BOOT SET, FR. .....	I4	94	6
	E5	41	20	BOLT, FLANGE, 8X28 .....	F1	53	12	BOOT SET, FR. INBOARD .....	I4	94	8
	H5	79	22	BOLT, FLANGE, 8X30 .....	F14	66	32	BOOT SET, RR. .....	K2	124	6
BOLT, FLANGE, 6X28 .....	E5	41	21	BOLT, FLANGE, 8X35 .....	J16	122	30	BOOT SET, RR. INBOARD .....	K2	124	8
	E6	42	16	BOLT, FLANGE, 8X40 .....	F1	53	10	BOOT, RR. PROPELLER .....	I15	105	3
	E11	47	35		F2	54	28	BOOT, TIE ROD END .....	H11	85	1
	E13	49	25		L1	139	26	BOOT, YOKE JOINT .....	I15	105	6
	E16	52	16	BOLT, FLANGE, 8X65 .....	F2	54	29	BOX COMP., STEERING GEAR .....	H11	85	19
	F12	64	31		H12	86	17	BOX, TOOL .....	L5	143	1
	G2	70	44	BOLT, FLANGE, 8X80 .....	L1	139	27	BRACKET COMP., FR. .....	I9	99	11
BOLT, FLANGE, 6X30 .....	E1	37	22		L2	140	20	BRACKET COMP., FR. FINAL .....	K16	138	7
	F3	55	7	BOLT, FR. FENDER FIXING .....	I7	97	43	BRACKET COMP., RR. .....	I11	101	5
	I16	106	13		I13	103	35	BRACKET COMP., RR. GATE HINGE .....	K7	129	5

# PART NAME INDEX

N 3

Part name	Address	Page	Ref.	Part name	Address	Page	Ref.	Part name	Address	Page	Ref.
BRACKET COMP., RR. GATE HINGE	K10	132	11	CAP, DUMMY .....	K14	136	10	CLAMP, HARNESS .....	J15	121	17
BRACKET COMP., R. ENGINE HANGER	K16	138	4	CAP, DUMP LOCK .....	K5	127	13		K16	138	19
BRACKET, FR. FINAL LOWER .....	K16	138	8	CAP, FR. COVER .....	H12	86	5	CLAMP, HOSE .....	J1	107	12
BRACKET, HINGE .....	J2	108	1	CAP, FR. DIFFERENTIAL CASE .....	I5	95	8	CLAMP, HOSE, 24-32MM .....	L4	142	7
	J4	110	2	CAP, HEADLIGHT .....	H2	76	3	CLAMP, HOSE, 30-37MM .....	E6	42	6
BRACKET, L. PEDAL PIVOT .....	J15	121	6	CAP, INSTRUMENT PANEL .....	H6	80	14	CLAMP, L. BRAKE HOSE .....	H5	79	15
BRACKET, L. SEAT LATCH .....	J7	113	22	CAP, LIFTER PAT .....	E4	40	5	CLAMP, R. BRAKE HOSE .....	H5	79	14
BRACKET, RR. GATE LOCK .....	K7	129	8	CAP, OIL FILLER .....	E10	46	20	CLAMP, TUBE .....	E8	44	31
	K10	132	14	CAP, PIPE END .....	H12	86	12		J1	107	13
BRACKET, R. PEDAL PIVOT .....	J15	121	5		K5	127	20	CLAMP, WATER HOSE, 25MM .....	E6	42	5
BRACKET, R. SEAT LATCH .....	J7	113	15	CAP, PIVOT, 10X32 .....	I3	93	2		E12	48	12
BRUSH SET A, CARBON .....	E16	52	2		K2	124	16	CLIP .....	J1	107	11
BRUSH SET B, CARBON .....	E16	52	3	CAP, RR. DIFFERENTIAL CASE .....	I12	102	7	CLIP, 41.1MM .....	F8	60	18
BULB COMP., HEADLIGHT .....	H1	75	7	CAP, SQUARE PIPE END .....	K5	127	21	CLIP, 45.1MM .....	F8	60	17
BUMPER COMP., FR. .....	H12	86	4	CAP, STEERING .....	H8	82	3	CLIP, BED TOP .....	J8	114	29
BUSH, 8.1X6.2 .....	H16	90	27	CAP, TAPPET ADJUSTING HOLE .....	E5	41	3	CLIP, BRAKE HOSE .....	H5	79	21
BUSH, FLANGE, 6MM .....	J3	109	15		I5	95	2	CLIP, BREATHER TUBE .....	J11	117	19
BUSH, RACK END .....	H11	85	10		I12	102	2	CLIP, CLUTCH CABLE .....	H15	89	5
BUSH, STABILIZER HOLDER .....	K1	123	2	CAP, WHEEL CENTER .....	I10	100	10	CLIP, CLUTCH PIPE .....	H5	79	17
BUSH, STEERING SHAFT LOWER ...	H9	83	5	CASE COMP., SUB TRANSMISSION ..	E7	43	3	CLIP, COUPLER .....	E8	44	26
	H10	84	5	CASE SUB ASSY., AIR CLEANER ...	J11	117	4		H1	75	8
BUSH, STEERING SHAFT UPPER ...	H9	83	4	CASE SUB ASSY., FR. CLUTCH .....	I5	95	18		H2	76	8
	H10	84	4	CASE SUB ASSY., FR. FINAL GEAR ..	I5	95	16		H3	77	10
BUSH, UPPER ARM .....	I3	93	1	CASE SUB ASSY., RR. FINAL GEAR ..	I12	102	15		K12	134	4
	K2	124	15	CASE, FR. DIFFERENTIAL .....	I5	95	7		K15	137	25
[ C ]				CASE, RR. DIFFERENTIAL .....	I12	102	6	CLIP, COWL TOP .....	J10	116	14
CABLE ASSY., SHIFT .....	H15	89	19	CASE, SELECTOR .....	H15	89	6		K8	130	29
CABLE COMP. A, RR. DIFFERENTIAL LOCK	H16	90	22	CENTER, GEARSHIFT DRUM .....	F13	65	10		K11	133	32
CABLE COMP. B, RR. DIFFERENTIAL LOCK	H16	90	23	CENTER, SHIFT DRUM .....	F11	63	5	CLIP, HOOD .....	H13	87	6
CABLE COMP. C, RR. DIFFERENTIAL LOCK	H15	89	9	CHAIN, CAM .....	E4	40	1	CLIP, MUDGUARD .....	H7	81	27
CABLE COMP., FINAL CLUTCH .....	H15	89	1	CIRCLIP .....	H4	78	11		H8	82	20
CABLE COMP., FR. DIFFERENTIAL LOCK	H16	90	21		I4	94	10		H14	88	15
CABLE COMP., THROTTLE .....	J15	121	7	CIRCLIP, 30MM .....	K2	124	14		J8	114	39
CABLE, FRAME EARTH .....	K14	136	9	CIRCLIP, 32MM .....	F7	59	33		J10	116	13
CALIPER SUB ASSY., L. FR. ....	I9	99	13	CIRCLIP, 32MM .....	F7	59	32		J11	117	22
CALIPER SUB ASSY., L. RR. ....	I11	101	6	CIRCLIP, 40MM .....	F7	59	34		K4	126	9
CALIPER SUB ASSY., R. FR. ....	I9	99	14	CIRCLIP, EXTERNAL, 14MM .....	F12	64	30		K8	130	28
CALIPER SUB ASSY., R. RR. ....	I11	101	11		F14	66	31		K11	133	31
CAMSHAFT COMP. ....	E2	38	2	CIRCLIP, EXTERNAL, 20MM .....	H9	83	17		K16	138	20
CAM, FACE .....	I5	95	9		H10	84	22		L2	140	17
				CIRCLIP, EXTERNAL, 32MM .....	I7	97	69	CLIP, PISTON PIN .....	L3	141	20
				CIRCLIP, EXTERNAL, 34MM .....	I3	93	18		I13	103	44
				CIRCLIP, EXTERNAL, 36MM .....	F10	62	13		I15	105	11
					I3	93	19	CLIP, PISTON PIN, 22MM .....	F4	56	4
				CIRCLIP, INTERNAL .....	I4	94	20	CLIP, ROOF, 7MM .....	K5	127	19
					K2	124	22	CLIP, TUBE .....	E5	41	19
				CIRCLIP, INTERNAL, 35MM .....	H11	85	25		H16	90	42
				CIRCLIP, INTERNAL, 40MM .....	G2	70	36		I8	98	71
				CIRCLIP, INTERNAL, 58MM .....	I7	97	70		I14	104	56
CAP .....	H6	80	2	CLAMPER, A.C. GENERATOR CORD ..	E14	50	3		L3	141	23
CAP ASSY., FUEL TANK .....	I16	106	8	CLAMPER, DRAIN HOSE .....	E7	43	2	CLIP, WATER HOSE .....	E6	42	13
CAP ASSY., NOISE SUPPRESSOR ..	K14	136	4	CLAMP A, BRAKE HOSE .....	H5	79	7	CLIP, WIRE HARNESS .....	E6	42	12
CAP ASSY., RESERVE TANK .....	L3	141	14	CLAMP A, FUEL HOSE .....	H6	80	1		J15	121	21
CAP COMP., RADIATOR .....	L3	141	6		J1	107	5		L4	142	11
CAP COMP., RESERVE TANK .....	H4	78	13	CLAMP D, 15.5MM .....	H4	78	19	CLUTCH ASSY. ....	E9	45	2
CAP, 14MM .....	E5	41	11	CLAMP, BRAKE HOSE .....	H5	79	16	COIL COMP., FR. IGNITION .....	K14	136	1
CAP, BLEEDER .....	I9	99	10	CLAMP, HARNESS .....	H16	90	34	COIL COMP., RR. IGNITION .....	K14	136	2
	I11	101	13		I7	97	52	COLLAR 6.4X10 .....	K9	131	35



# PART NAME INDEX

N 4

Part name	Address	Page	Ref.	Part name	Address	Page	Ref.	Part name	Address	Page	Ref.
COLLAR, 6.4X10 .....	K11	133	41	COVER SUB ASSY., RR. FINAL				CUSHION ASSY., RR. ....	K3	125	2
COLLAR, 22X25X13 .....	F6	58	17	GEAR	I12	102	16	CUSHION ASSY., RR. SEAT .....	J7	113	5
COLLAR, 30X35X13 .....	F6	58	8	COVER, ANGLE SENSOR .....	F1	53	3	CUSHION ASSY., SEAT .....	J6	112	1
COLLAR, 32X35X13.5 .....	F6	58	16	COVER, BATTERY .....	K13	135	4	CUSHION ASSY., UPPER .....	J7	113	7
COLLAR, 40X43X12.5 .....	F6	58	20	COVER, BODY .....	F15	67	8	CUSHION, BATTERY TRAY .....	I16	106	1
COLLAR, 6X4 .....	J3	109	27	COVER, DUST .....	I9	99	5	CUSHION, EPS UNIT .....	K15	137	22
	J5	111	28		I11	101	7	CUSHION, FUEL TANK RR. ....	I16	106	7
COLLAR, ACCELERATOR PEDAL ....	J15	121	2	COVER, ENGINE OIL MAINTENANCE ..	K10	132	6	CUSHION, SEAT MOUNTING .....	J6	112	4
COLLAR, DOOR STOPPER .....	J5	111	30	COVER, FR. CLUTCH .....	I7	97	40	CUSHION, TANK BAND .....	I16	106	5
COLLAR, DRUM STOPPER SIDE ....	F11	63	18	COVER, FR. DIFFERENTIAL LOCK ..	I7	97	7	CYLINDER SUB ASSY., MASTER ....	H4	78	5
COLLAR, FR. DIFFERENTIAL LOCK	I7	97	34	COVER, FR. FLOOR .....	H6	80	7				
COLLAR, FR. FENDER .....	J14	120	30	COVER, FR. MUFFLER .....	J13	119	12	[ D ]			
COLLAR, FR. FENDER SETTING ....	L4	142	8	COVER, FUEL PUMP .....	I16	106	4	DAMPER ASSY., FINAL DRIVE .....	F1	53	8
COLLAR, FR. FINAL CLUTCH .....	I6	96	24	COVER, HARNESS GUIDE .....	K16	138	1	DAMPER ASSY., STEERING .....	H10	84	9
COLLAR, HIGH SHIFTER .....	F8	60	10	COVER, INNER MUFFLER .....	J13	119	13	DAMPER, CONNECTOR .....	J1	107	3
COLLAR, HINGE .....	J2	108	2	COVER, L. BED SIDE .....	K7	129	13				
	J4	110	3		K11	133	20	DAMPER, RR. BED .....	K5	127	1
COLLAR, KNUCKLE .....	K2	124	20	COVER, L. DOOR .....	J3	109	19	DAMPER, RR. SEAT .....	J7	113	18
COLLAR, LEVER COMP. BRACKET ..	K5	127	6		J4	110	13	DIAPHRAGM .....	H4	78	15
COLLAR, LOW REVERSE SHIFTER ..	F8	60	8	COVER, L. HEADLIGHT .....	H12	86	7	DIFFERENTIAL ASSY., FR. ....	I5	95	6
COLLAR, OIL GUIDE .....	G1	69	2	COVER, L. RR. FOOT WELL .....	K10	132	2	DIFFERENTIAL ASSY., RR. ....	I12	102	5
COLLAR, PADDLE PIVOT .....	H8	82	15	COVER, L. RR. SEAT SPRING .....	J8	114	30	DIODE ASSY., THREE WAY .....	K14	136	6
COLLAR, PARKING .....	E7	43	11					DISK, BRAKE .....	I10	100	6
COLLAR, RADIATOR MOUNTING ....	I16	106	12	COVER, L. RR. SIDE .....	K4	126	5	DOOR COMP., L. FR. ....	J2	108	5
	L3	141	11	COVER, L. SEAT LATCH .....	J7	113	23	DOOR COMP., L. RR. ....	J5	111	19
COLLAR, REFLECTOR SETTING ....	J13	119	25	COVER, METER .....	H3	77	7	DOOR COMP., R. RR. ....	J4	110	17
COLLAR, RR. DIFFERENTIAL LOCK	I13	103	22	COVER, OIL FILTER .....	E12	48	1	DOOR COMP., R. FR. ....	J2	108	4
COLLAR, RR. KNUCKLE LOWER .....	K2	124	19					DOOR SET, L. RR. ....	J5	111	19
COLLAR, SHIFTER .....	F11	63	8	COVER, PADDLE LOWER .....	H8	82	7	DOOR SET, R. RR. ....	J4	110	17
COLLAR, SHIFT DRUM STOPPER				COVER, PADDLE UPPER .....	H8	82	6	DOWEL PIN, 10X16 .....	E1	37	20
PLATE	F11	63	16	COVER, PEDAL .....	H6	80	11		E7	43	21
COLLAR, SPLINE, 30X11 .....	F6	58	12	COVER, PINION DUST .....	H11	85	14		E8	44	30
COLLAR, STEERING PIVOT .....	H9	83	7	COVER, PRE-FILTER .....	H13	87	4		F1	53	18
	H10	84	10	COVER, RESERVE TANK CAP .....	H4	78	10	DOWEL PIN, 14X20 .....	E1	37	21
COLLAR, UPPER ARM .....	I3	93	9	COVER, RR. DIFFERENTIAL LOCK				DOWEL PIN, 6X10 .....	I7	97	68
COLUMN SUB ASSY., STEERING ...	H9	83	1	ARM	I13	103	26	DOWEL PIN, 8X10 .....	F12	64	28
	H10	84	1	COVER, RR. MUFFLER .....	J13	119	14	DOWEL PIN, 8X14 .....	E5	41	18
CONTROL UNIT, FAN .....	K14	136	19	COVER, RR. RETRACTOR .....	L2	140	9		E8	44	29
COOLER COMP., OIL .....	E12	48	10	COVER, RR. SPEED SENSOR .....	I13	103	25		E11	47	33
COTTER, FINAL DRIVEN .....	F10	62	9	COVER, R. BED SIDE .....	K7	129	12		E12	48	23
COTTER, VALVE .....	E2	38	13		K10	132	18		F12	64	29
COUNTERSHAFT COMP. ....	F6	58	5	COVER, R. DOOR .....	J3	109	18		G2	70	42
COVER ASSY., A.C. GENERATOR ..	E5	41	2		J4	110	12		G3	71	13
COVER ASSY., CYLINDER HEAD ...	E1	37	6	COVER, R. HEADLIGHT .....	H12	86	6		J15	121	24
COVER ASSY., FUSE .....	K14	136	13	COVER, R. RR. FOOT WELL .....	K10	132	1	DOWEL PIN, 8X20 .....	E1	37	19
COVER COMP., AIR CLEANER .....	J10	116	7	COVER, R. RR. SEAT SPRING .....	J8	114	27	DOWEL PIN, 8X26.4 .....	E11	47	26
COVER COMP., CLUTCH .....	G1	69	1					DOWEL PIN, 8X40 .....	G2	70	41
COVER COMP., OIL PUMP .....	E10	46	15	COVER, R. RR. SIDE .....	K4	126	4	DOWEL PIN, 8X50 .....	E10	46	21
COVER COMP., OIL TANK .....	E12	48	11	COVER, R. SEAT LATCH .....	J7	113	16	DOWEL PIN, 8X7 .....	E5	41	17
COVER COMP., REDUCTION GEAR ..	G3	71	1	COVER, SELECTOR .....	H15	89	7	DRIVER, SCREW .....	L5	143	5
COVER COMP., RR. CENTER .....	J10	116	3	COVER, SOLENOID .....	G1	69	19	DRUM ASSY., GEARSHIFT .....	F11	63	4
COVER COMP., SUB TRANSMISSION	E7	43	5	COVER, SPACER .....	E10	46	2	DRUM ASSY., SUB TRANSMISSION ..	F13	65	9
COVER COMP., WATER PUMP .....	E5	41	4	COVER, STEERING .....	H6	80	13	DUCT A, SNORKEL .....	J11	117	13
COVER SET, L. BED SIDE .....	K7	129	13	COVER, THERMOSTAT .....	E6	42	4	DUCT B, SNORKEL .....	J11	117	15
COVER SET, R. BED SIDE .....	K7	129	12	CRANKCASE SET .....	F1	53	1	DUST SEAL, 22X28X5 .....	I7	97	62
COVER SUB ASSY., AIR CLEANER ..	J11	117	2	CRANKSHAFT COMP. ....	F4	56	9	DUST SEAL, 24X32X7 .....	I3	93	16
COVER SUB ASSY., FR. FINAL				CUSHION ASSY., FR. ....	I2	92	1		K2	124	24
GEAR	I5	95	17	CUSHION ASSY., LOWER .....	J7	113	8	DUST SEAL, 26X30.5X11 .....	I10	100	15
				CUSHION ASSY., RR. ....	K3	125	1				

# PART NAME INDEX

N 5

Part name	Address	Page	Ref.	Part name	Address	Page	Ref.	Part name	Address	Page	Ref.
DUST SEAL, STEERING PINION ...	H11	85	9	GASKET, CLUTCH COVER .....	G5	73	1	GEAR, REVERSE DRIVE .....	F8	60	4
[ E ]				GASKET, CYLINDER HEAD .....	E1	37	5	GEAR, REVERSE IDLE .....	F8	60	5
ELEMENT SET, AIR CLEANER .....	J11	117	1		G4	72	1	GEAR, RR. PINION .....	I12	102	18
ELEMENT, OIL FILTER .....	E12	48	5	GASKET, EX. FLEXIBLE .....	G4	72	1	GEAR, RR. RING .....	I12	102	19
					J13	119	5	GEAR, SHIFT REDUCTION .....	F11	63	20
				GASKET, EX. PIPE .....	G4	72	1				
					J13	119	8	GEAR, STARTER REDUCTION .....	E15	51	4
EMBLEM, HONDA .....	H12	86	3					GRILLE, FR. ....	H12	86	2
EMBLEM, PRODUCT .....	H3	77	8	GASKET, FR. FINAL CLUTCH COVER	I7	97	65	GRIP .....	L5	143	6
END COMP., L. TIE ROD .....	H11	85	18	GASKET, HEAD COVER .....	E1	37	7	GRIP, DRIVE SELECT LEVER .....	H15	89	15
END COMP., R. TIE ROD .....	H11	85	17		G4	72	1	GRIP, SELECT LEVER .....	H15	89	16
END SET, TIE ROD .....	H11	85	2	GASKET, OIL PAN .....	F3	55	2	GROMMET, SIDE COVER .....	J10	116	11
EPS UNIT .....	H10	84	8		G5	73	1		K11	133	22
	K14	136	21	GASKET, OIL TANK .....	E12	48	9	GROMMET, TA SENSOR .....	J11	117	12
E-RING, 7MM .....	J3	109	30		G5	73	1	GUARD, L. FR. OUTBOARD .....	I4	94	17
	J5	111	32	GASKET, REDUCTION COVER .....	G3	71	2	GUARD, L. FR. SPLASH .....	I4	94	13
[ F ]					G5	73	1	GUARD, L. RR. SPLASH .....	K2	124	12
FAN COMP., COOLING .....	L3	141	4	GASKET, SELECTOR .....	H16	90	37	GUARD, R. FR. OUTBOARD .....	I4	94	16
FENDER COMP., FR. ....	H13	87	2	GASKET, SOLENOID COVER .....	G1	69	20	GUARD, R. FR. SPLASH .....	I4	94	12
FENDER SET, FR. ....	H13	87	2		G5	73	1	GUARD, R. RR. SPLASH .....	K2	124	11
FENDER, CENTER MIDDLE .....	J10	116	2	GASKET, SPACER RR. COVER .....	E10	46	5	GUARD, SEAT BACK PIPE .....	J7	113	11
FENDER, L. INNER .....	H13	87	10		G5	73	1	GUIDE A, CAM CHAIN .....	E4	40	6
FENDER, R. INNER .....	H13	87	9	GASKET, SUB TRANSMISSION CASE	E7	43	7	GUIDE, EX. VALVE .....	E1	37	3
FILTER, BRAKE RESERVOIR .....	H4	78	14		G5	73	1	GUIDE, FIRST CLUTCH GEAR .....	E9	45	3
FILTER, BREATHER ROOM .....	J11	117	10	GASKET, SUB TRANSMISSION COVER	E7	43	6	GUIDE, IN. VALVE .....	E1	37	2
FILTER, SECONDARY BODY .....	G1	69	21		G5	73	1	GUIDE, SECOND CLUTCH GEAR .....	E9	45	4
FLYWHEEL COMP. ....	E14	50	1	GASKET, TENSIONER HOLE .....	E4	40	4	GUIDE, SPRING B .....	F13	65	5
FOLLOWER SET, CAM .....	I5	95	11		G4	72	1	GUIDE, STEERING RACK .....	H11	85	6
	I12	102	10	GASKET, WATER PUMP COVER .....	E5	41	5	GUIDE, WATER HOSE .....	E12	48	13
FOOT WELL, RR. ....	K10	132	3		G5	73	1	[ H ]			
FORK COMP., DIFFERENTIAL LOCK	I7	97	37	GATE, RR. ....	K7	129	9	HANDLE, DOOR .....	J3	109	16
FORK COMP., FR. FINAL CLUTCH	I7	97	30		K10	132	15	HANDLE, L. DOOR .....	J4	110	10
FORK COMP., RR. DIFFERENTIAL	LOCK	I13	103	GATE, SHIFT .....	H16	90	28	HANDLE, L. SEAT LATCH .....	J7	113	21
				GAUGE, OIL LEVEL .....	E7	43	1	HANDLE, R. DOOR .....	J4	110	9
FORK, CENTER GEARSHIFT .....	F11	63	3		F1	53	6	HANDLE, R. SEAT LATCH .....	J7	113	14
FORK, INNER GEARSHIFT .....	F11	63	2	GEAR ASSY., BALANCER DRIVEN ...	F4	56	11	HANGER COMP., L. ENGINE .....	K16	138	6
FORK, OUTER GEARSHIFT .....	F11	63	1	GEAR ASSY., FR. FINAL .....	I5	95	14	HANGER COMP., R. ENGINE .....	K16	138	5
FORK, SUB GEARSHIFT .....	F13	65	2	GEAR ASSY., RR. FINAL .....	I12	102	13	HARNES, SOLENOID WIRE .....	G2	70	27
				GEAR COMP., FINAL DRIVE HIGH ..	F8	60	3	HARNES, WIRE .....	K14	136	7
				GEAR COMP., FINAL DRIVE LOW ..	F8	60	2	HEADLIGHT ASSY., L. ....	H2	76	7
				GEAR COMP., PRIMARY DRIVEN .....	E9	45	1	HEADLIGHT ASSY., R. ....	H2	76	1
FRAME COMP., FR. SUPPORT .....	H12	86	1	GEAR COMP., SHIFT REDUCTION ...	F11	63	21	HEADLIGHT UNIT, L. ....	H1	75	6
FRAME COMP., INSTRUMENT PANEL	H6	80	5	GEAR COMP., STARTER REDUCTION	E15	51	5	HEADLIGHT UNIT, R. ....	H1	75	3
FRAME COMP., L. RR. SEAT .....	J7	113	12	GEAR COMP., STARTING DRIVEN ...	E15	51	2	HEADREST .....	J6	112	5
FRAME COMP., R. RR. SEAT .....	J7	113	10	GEAR, COUNTERSHAFT FIFTH .....	F6	58	18	HEAD ASSY., CYLINDER .....	E1	37	1
FUSE, BLOCK .....	K14	136	14	GEAR, COUNTERSHAFT FIRST .....	F6	58	7	HINGE, RR. GATE .....	K7	129	3
				GEAR, COUNTERSHAFT FOURTH .....	F6	58	14		K10	132	9
				GEAR, COUNTERSHAFT SECOND .....	F6	58	9	HOLDER COMP., STABILIZER BUSH	K1	123	1
				GEAR, COUNTERSHAFT SIXTH .....	F6	58	21	HOLDER, BRUSH .....	E16	52	4
				GEAR, COUNTERSHAFT THIRD .....	F6	58	11	HOLDER, DRINK .....	H6	80	15
				GEAR, FINAL DRIVEN HIGH .....	F10	62	6	HOLDER, FINAL DRIVEN .....	F10	62	7
				GEAR, FINAL DRIVEN LOW .....	F10	62	2	HOLDER, LEVER LOCK .....	K5	127	7
				GEAR, FR. PINION .....	I6	96	25	HOLDER, STABILIZER BUSH .....	K1	123	3
				GEAR, FR. RING .....	I6	96	27	HOOD, FR. ....	H13	87	5
				GEAR, MAINSHAFT FIFTH .....	F6	58	15	HOOK ASSY., TIE DOWN .....	J8	114	32
GASKET KIT A .....	G4	72	1	GEAR, MAINSHAFT FOURTH .....	F6	58	13		K8	130	16
GASKET KIT B .....	G5	73	1	GEAR, MAINSHAFT SIXTH .....	F6	58	19		K11	133	23
GASKET, A.C. GENERATOR COVER	E5	41	1	GEAR, MAINSHAFT THIRD .....	F6	58	10				
	G5	73	1	GEAR, PRIMARY DRIVE .....	F5	57	14				
GASKET, CLUTCH COVER .....	G1	69	7								

5

# PART NAME INDEX

N 6

Part name	Address	Page	Ref.	Part name	Address	Page	Ref.	Part name	Address	Page	Ref.
HOSE COMP., FUEL FEED .....	J1	107	7	LABEL, GENERAL WARNING .....	L6	144	2	METER ASSY., COMBINATION .....	H3	77	6
HOSE COMP., L. FR. BRAKE .....	H5	79	12	LABEL, IGNITION NOISE .....	L6	144	1	MOTOR ASSY. ....	F15	67	14
HOSE COMP., RR. BRAKE .....	H5	79	5	LABEL, RADIATOR CAP .....	L3	141	7	MOTOR ASSY., CONTROL .....	G3	71	3
HOSE COMP., R. FR. BRAKE .....	H5	79	11	LABEL, RR. DAMPER .....	H10	84	11	MOTOR ASSY., FAN .....	L3	141	5
HOSE, DRAIN .....	E5	41	6		K3	125	3	MOTOR ASSY., STARTER .....	E16	52	1
HOSE, L. FR. WATER .....	L4	142	3	LABEL, RR. PASSENGER WARNING ..	L6	144	7	MUDGUARD, L. FR. ....	H13	87	8
HOSE, L. RR. WATER .....	L4	142	5	LABEL, SHIFT & DRIVE SELECT ...	L6	144	4	MUDGUARD, L. RR. ....	K4	126	2
HOSE, OIL COOLER IN. ....	E12	48	14	LABEL, TIRE & OVERLOAD WARNING	L6	144	3	MUDGUARD, RR. ....	K7	129	1
HOSE, OIL COOLER OUTLET .....	E6	42	7	LABEL, TRAILER HITCH .....	L6	144	5	MUDGUARD, R. FR. ....	H13	87	7
HOSE, RESERVE TANK .....	H4	78	16	LATCH COMP., L. DOOR .....	J2	108	10	MUDGUARD, R. RR. ....	K4	126	1
HOSE, R. FR. WATER .....	L4	142	2		J4	110	6	MUD GUARD, L. MIDDLE .....	K4	126	3
HOSE, R. RR. WATER .....	L4	142	4	LATCH COMP., R. DOOR .....	J2	108	9	MUFFLER COMP. ....	J13	119	11
HOSE, WATER .....	E6	42	9		J4	110	5				
HOSE, WATER BYPASS .....	E6	42	8		J7	113	2	[ N ]			
HUB SUB ASSY., WHEEL .....	I10	100	1		J7	113	2	NET ASSY., L. FR. SIDE .....	J3	109	21
[ I ]				LATCH, DUMP LOCK .....	K5	127	12	NET ASSY., L. RR. SIDE .....	J4	110	16
INJECTOR ASSY., FUEL .....	F15	67	19	LEVER COMP., BED LOCK .....	K5	127	4	NET ASSY., R. FR. SIDE .....	J3	109	20
INSULATOR .....	E16	52	9	LEVER COMP., DRIVE SELECT .....	H15	89	13	NET ASSY., R. RR. SIDE .....	J4	110	14
INSULATOR, THROTTLE BODY .....	E1	37	8	LEVER COMP., SHIFT CHANGE .....	H16	90	26	NET ASSY., SIDE .....	J3	109	22
[ J ]				LEVER, DOOR .....	J2	108	7	NET .....	H6	80	3
JOINT ASSY., YOKE .....	I15	105	5	LEVER, LOCK .....	H7	81	20	NUT-WASHER, 6MM .....	E16	52	12
JOINT A, ARM BALL .....	I3	93	8	LEVER, PARKING BRAKE .....	F13	65	14	NUT B, BRAKE ROD ADJUSTING .....	I1	91	44
JOINT B, BRAKE ARM .....	I1	91	43	LID ASSY., GLOVE BOX .....	H6	80	16	NUT COMP., ADJUSTING .....	H15	89	3
JOINT COMP. B, STEERING .....	H9	83	6	LID, CONTROL BOX .....	K10	132	5	NUT, ADJUSTING SPECIAL .....	H15	89	10
	H10	84	7	LID, FR. FENDER .....	H13	87	3	NUT, AXLE, 14MM .....	I3	93	12
JOINT COMP., FR. INBOARD .....	I4	94	5	LID, FR. FLOOR .....	H6	80	10	NUT, AXLE, 20MM .....	I10	100	13
JOINT COMP., FR. LOWER BALL ..	I3	93	3	LID, RR. FOOT WELL .....	K10	132	4	NUT, BEAM ADJUSTING .....	H1	75	4
JOINT COMP., RR. L. INBOARD ..	K2	124	9	LID, RR. MUDGUARD .....	K7	129	2		H2	76	5
JOINT COMP., RR. PINION .....	I12	102	17	LIFTER ASSY., TENSIONER .....	E4	40	3	NUT, CAP, 6MM .....	J8	114	40
JOINT COMP., RR. R. INBOARD ..	K2	124	1	LIFTER, VALVE .....	E2	38	9		K8	130	25
JOINT, BREATHER TUBE .....	I7	97	53	LIGHT ASSY., TAIL & STOP .....	K12	134	1		K11	133	29
	I14	104	45	LINK COMP., FR. DIFFERENTIAL	LOCK	H15	89	NUT, CASTLE, 12MM .....	I3	93	15
JOINT, FEED LINE .....	E10	46	12	LINK COMP., L. RR. STABILIZER ..	K1	123	6	NUT, CLIP, 5MM .....	H7	81	28
JOINT, FR. FINAL CLUTCH .....	I6	96	20	LINK COMP., RR. DIFFERENTIAL	LOCK	H15	89		H12	86	11
JOINT, LINE .....	E10	46	11	LINK COMP., R. RR. STABILIZER ..	K1	123	5	NUT, CLIP, 6MM .....	H7	81	24
JOINT, RR. PROPELLER SHAFT ...	I15	105	2	LOCKING RING, FUEL PUMP .....	I16	106	10		K8	130	26
JOINT, SPECIAL .....	E10	46	18	LOCK COMP., L. RR. GATE .....	K7	129	11	NUT, CONNECTING ROD .....	F4	56	5
	F1	53	5	LOCK COMP., L. RR. GATE .....	K10	132	17	NUT, COWL SETTING, 5MM .....	K12	134	3
	E6	42	1	LOCK COMP., R. RR. GATE .....	K7	129	10	NUT, FLANGE .....	J9	115	6
[ K ]					K10	132	16	NUT, FLANGE CAP, 10MM .....	K1	123	14
KEY, BLANK .....	H3	77	3	[ M ]				NUT, FLANGE, 10MM .....	K1	123	17
KEY, WOODRUFF, 25X18 .....	F5	57	22	MAINSHAFT COMP., INNER .....	F6	58	3		L1	139	24
KNOB, GLOVE BOX .....	H7	81	19	MAINSHAFT, OUTER .....	F6	58	6	NUT, FLANGE, 12MM .....	H11	85	23
KNUCKLE ASSY., L. FR. ....	I4	94	15	MARK, FR. FENDER .....	L7	145	1		L2	140	15
KNUCKLE ASSY., R. FR. ....	I4	94	14	MARK, L. BED SIDE COVER .....	L8	146	5	NUT, FLANGE, 6MM .....	H16	90	39
KNUCKLE SET, L. RR. ....	K2	124	18	MARK, L. COVER BED SIDE PANEL ..	L8	146	5		K5	127	23
KNUCKLE SET, R. RR. ....	K2	124	17	MARK, L. RR. DOOR .....	L7	145	3	NUT, FLANGE, 8MM .....	L3	141	22
[ L ]				MARK, L. RR. DOOR PANEL .....	L7	145	3		J14	120	27
LABEL, BED LOADING WARNING ...	L6	144	6	MARK, R. BED SIDE COVER .....	L7	145	4		J15	121	16
LABEL, FRENCH TRANSLATION ....	L6	144	8	MARK, R. COVER BED SIDE PANEL ..	L7	145	4		K5	127	18
					L8	146	4		K6	128	24
				MARK, R. RR. DOOR .....	L7	145	2				25
				MARK, R. RR. DOOR PANEL .....	L7	145	2		L1	139	23
				MAT, AIR CLEANER COVER .....	J10	116	8		L2	140	16
				MAT, CENTER COVER .....	J10	116	4	NUT, HEX. CAP, 8MM .....	E7	43	18

# PART NAME INDEX

N 7

Part name	Address	Page	Ref.	Part name	Address	Page	Ref.	Part name	Address	Page	Ref.
NUT, HEX., 14MM	H11	85	22	0-RING, 15.8X2.4	E11	47	31	PACKING, 8MM	F1	53	17
NUT, HEX., 6MM	K15	137	27		G6	74	1		G5	73	1
NUT, HEX., 8MM	H4	78	21	0-RING, 16.5X2.5	F1	53	23		I7	97	51
NUT, LOCK, 22MM	F5	57	19		G3	71	11		I13	103	43
NUT, LOCK, 64MM	I7	97	48		G6	74	1		L4	142	10
NUT, LOCK, 72MM	I13	103	40	0-RING, 17.0X2.5	E8	44	25	PACKING, FUEL CAP	I16	106	9
NUT, RACK SCREW LOCK	H11	85	13		G6	74	1	PACKING, FUEL PUMP	J1	107	8
NUT, SELF-LOCK	H8	82	19	0-RING, 17.8X1.9	F15	67	17	PACKING, OIL STRAINER	F3	55	4
NUT, SELF-LOCK, 10MM	H11	85	21	0-RING, 18X3	E7	43	24		G5	73	1
	I3	93	13		E11	47	32	PACKING, RESERVE TANK	L3	141	15
	I7	97	49		F1	53	22	PADDLE, L.	H8	82	13
	I13	103	41		G6	74	1	PADDLE, R.	H8	82	10
	K1	123	15	0-RING, 22.8X2.4	F1	53	21	PAD SET, L. FR.	I9	99	2
NUT, SELF-LOCK, 12MM	I2	92	3		G6	74	1	PAD SET, L. RR.	I11	101	1
	I3	93	14	0-RING, 24X3	I14	104	54	PAD SET, R. FR.	I9	99	3
	K1	123	16	0-RING, 24.4X3.1	E16	52	13	PAD SET, R. RR.	I11	101	2
	K3	125	5		G6	74	1	PANEL SET, L. BED SIDE	K8	130	15
NUT, SERRATE, 5MM	L3	141	19	0-RING, 25.5X1.9	I15	105	14	PANEL SET, L. RR. DOOR	J5	111	20
NUT, SPECIAL, 6X7	H12	86	9	0-RING, 29X2.4	G2	70	40	PANEL SET, R. BED SIDE	K7	129	14
	H14	88	14		G6	74	1		K8	130	14
NUT, SPEED, 3MM	H12	86	10	0-RING, 29.5X3	I4	94	22	PANEL SET, R. RR. DOOR	J4	110	18
NUT, TAPPET ADJUSTING	E3	39	17		K2	124	25		J5	111	18
NUT, U, 10MM	L2	140	14	0-RING, 30MM	E6	42	11	PANEL, INSTRUMENT	H6	80	12
NUT, U, 6MM	H10	84	15		G6	74	1	PANEL, L. COVER BED SIDE	K11	133	21
NUT, WHEEL	I10	100	14	0-RING, 30.8MM	I7	97	63	PANEL, L. FR. DOOR	J2	108	8
					I14	104	52	PANEL, R. COVER BED SIDE	K11	133	19
[ O ]				0-RING, 35X2.2	E9	45	7	PANEL, R. FR. DOOR	J2	108	6
OIL SEAL, 10X16X4.5	J15	121	19		G2	70	38	PAN, OIL	F3	55	1
OIL SEAL, 12X20X5	E7	43	22		G5	73	1	PAWL A, RATCHET	F11	63	9
	E11	47	27	0-RING, 35.5X3	E5	41	15	PAWL B, RATCHET	F11	63	11
OIL SEAL, 24X32X5	I7	97	60		G5	73	1	PAWL, PARKING BRAKE	E7	43	9
	I14	104	50	0-RING, 39.8X2.2	E12	48	19	PEDAL COMP., ACCELERATOR	J15	121	1
OIL SEAL, 27X53X7	I7	97	59		G5	73	1	PEDAL COMP., BRAKE	J15	121	11
OIL SEAL, 29X59X7	I14	104	51	0-RING, 4X2	E16	52	14	PGM-FI UNIT	K14	136	20
OIL SEAL, 30X50X8	F10	62	12	0-RING, 5X1.7	F1	53	20	PINION COMP., STEERING	H11	85	8
OIL SEAL, 36X75X8	I14	104	49		G6	74	1	PIN A	I9	99	7
OIL SEAL, 39X72X8.4	F7	59	39	0-RING, 6.3X2.2	F16	68	28		I11	101	9
OIL SEAL, 42X58X12	I7	97	61	0-RING, 75X2.5	E12	48	18	PIN B	I9	99	6
OIL SEAL, 9X18X7	G3	71	10		G5	73	1		I11	101	8
ORIFICE, 1.3MM	F1	53	4	0-RING, 7X1.7	E11	47	28	PIN, 10X44	E15	51	1
0-RING	F15	67	12		G5	73	1	PIN, CLUTCH PEDAL	H4	78	18
				0-RING, 7.47X3.6	F16	68	29	PIN, GEARSHIFT FORK GUIDE	F6	58	22
0-RING, 10X2	H16	90	36	0-RING, 8.5X1.5	I7	97	66	PIN, GEARSHIFT RETURN SPRING	E7	43	12
0-RING, 11X1.9	G2	70	39		I14	104	55		F12	64	24
	G6	74	1	0-RING, ANGLE SENSOR	J15	121	20	PIN, HINGE	J2	108	3
0-RING, 11.8X1.9	E11	47	29		G3	71	12		J4	110	4
	G5	73	1	0-RING, CONTROL MOTOR	G6	74	1	PIN, LOCK	H4	78	17
0-RING, 13X1.5	G2	70	37		E12	48	21	PIN, LOCK, 6MM	J3	109	28
	G5	73	1	0-RING, OIL COOLER	G6	74	1	PIN, OIL GUIDE, 10MM	E10	46	4
0-RING, 13.8X2.5	E5	41	16		F15	67	5	PIN, OIL GUIDE, 8MM	F1	53	2
	G6	74	1	0-RING, SENSOR	F15	67	5	PIN, PISTON	F4	56	3
0-RING, 14.7X2.2	E12	48	20		E10	46	3	PIN, ROLLER, 6MM	F13	65	18
	G6	74	1	0-RING, SPACER COVER	G5	73	1	PIN, SHIFTER	F11	63	6
0-RING, 14.8X2.4	E7	43	23		I7	97	67	PIN, SOLENOID STOPPER	G1	69	3
	E11	47	30	0-RING, SPECIAL	I7	97	67	PIN, SPLIT, 1.6X12	F14	66	29
	G6	74	1	OUTER COMP., STARTING CLUTCH	E15	51	3	PIN, SPLIT, 2.0	H16	90	41
	I7	97	64					PIN, SPLIT, 2.5X20	H11	85	24
	I14	104	53	[ P ]				PIN, SPLIT, 3.0X18	I3	93	17
				PACKING	H4	78	7		J15	121	23

# PART NAME INDEX

N 8

Part name	Address	Page	Ref.	Part name	Address	Page	Ref.	Part name	Address	Page	Ref.
PIN, SPLIT, 4.0X30 .....	I10	100	16	PLATE, SKID MIDDLE .....	K16	138	13	RUBBER, BATTERY .....	K13	135	6
PIN, SPRING, 2.5X16 .....	J3	109	29	PLUG, SPARK .....	E1	37	10	RUBBER, BATTERY RR. ....	J10	116	1
PIN, SPRING, 4X16 .....	F14	66	30	PLUNGER, PAWL .....	F11	63	12	RUBBER, CUSHION .....	J10	116	6
PIPE ASSY., EX. ....	J13	119	2	PRE-FILTER, SNORKEL .....	H13	87	1	RUBBER, EX. MOUNTING .....	J13	119	3
PIPE COMP., FR. ROLL BAR .....	L2	140	6	PROTECTOR A, HEAT .....	J13	119	16				4
PIPE COMP., L. FR. BRAKE .....	H5	79	10	PROTECTOR B, HEAT .....	J13	119	17	RUBBER, FRAME SUPPORT .....	K5	127	10
PIPE COMP., L. RR. BRAKE .....	H5	79	4	PROTECTOR COMP., MUFFLER .....	J13	119	19				11
PIPE COMP., L. RR. ROLL .....	L2	140	8	PROTECTOR, HEAT .....	J13	119	18	RUBBER, FR. MUDGUARD .....	H6	80	17
PIPE COMP., L. STEP .....	K16	138	10	PROTECTOR, TANK HEAT GUARD .....	J13	119	1	RUBBER, HEAT GUARD .....	J14	120	28
PIPE COMP., MASTER CYLINDER ..	H5	79	8	PULLER, MINI FUSE .....	K14	136	16	RUBBER, L. DUST SEAL .....	H8	82	14
PIPE COMP., MIDDLE BRAKE .....	H5	79	1	PUMP ASSY., FUEL .....	J1	107	2	RUBBER, L. RR. SEAT .....	K10	132	8
PIPE COMP., MIDDLE ROLL .....	L2	140	2					RUBBER, L. RR. SEAT DAMPER .....	J8	114	24
PIPE COMP., RR. BRAKE .....	H5	79	2	[ R ]				RUBBER, MAGNETIC SHOCK .....	K14	136	12
PIPE COMP., RR. CROSS ROLL .....	L2	140	11	RACK, STEERING .....	H11	85	3	RUBBER, MOUNTING .....	E1	37	16
PIPE COMP., R. FR. BRAKE .....	H5	79	9	RADIATOR COMP. ....	L3	141	1		G4	72	1
PIPE COMP., R. RR. BRAKE .....	H5	79	3	RECTIFIER ASSY., REGULATOR .....	K14	136	5	RUBBER, PROTECTOR MOUNTING .....	J13	119	10
PIPE COMP., R. RR. ROLL .....	L2	140	7	RELAY COMP., POWER .....	K14	136	17	RUBBER, RADIATOR MOUNTING .....	L3	141	9
PIPE COMP., R. STEP .....	K16	138	9								10
PIPE COMP., SEAT SUPPORT .....	L2	140	3	RESERVOIR COMP. ....	H4	78	12		L4	142	1
PIPE COMP., TWO WAY JOINT .....	H5	79	6	RETAINER .....	J1	107	9	RUBBER, R. DUST SEAL .....	H8	82	12
PIPE COMP., WATER .....	L4	142	6	RETAINER, FINAL DRIVEN SHAFT .....				RUBBER, R. RR. SEAT .....	K10	132	7
PIPE, FUEL .....	F15	67	23					RUBBER, R. RR. SEAT DAMPER .....	J7	113	19
			24	RETAINER, FINAL DRIVEN SHAFT .....				RUBBER, SEAT .....	K16	138	3
PIPE, THREE WAY JOINT .....	H5	79	13					RUBBER, SEAT BELT .....	J10	116	5
PISTON .....	F4	56	2	RETAINER, FR. BRACKET .....	F10	62	8	RUBBER, SEAT SETTING .....	J6	112	2
	I9	99	4					RUBBER, SEAT UNDER .....	J10	116	10
	I11	101	4	RETAINER, VALVE SPRING .....	E2	38	11	RUBBER, SHIFT GATE .....	H7	81	18
PISTON ASSY., PRIMARY .....	H4	78	2	RING .....	E16	52	8	RUBBER, SILENCER .....	I16	106	11
PISTON ASSY., SECONDARY .....	H4	78	3	RING SET, PISTON .....	F4	56	1	RUBBER, STAND STOPPER .....	K16	138	15
PIVOT, SHIFT DRUM STOPPER ARM ..	F13	65	22	RING, BACK UP, 12X15 .....	E10	46	14	RUBBER, STEERING .....	H8	82	4
PLATE .....	F15	67	7	RING, BACK UP, 16X20 .....	E10	46	13				5
PLATE ASSY., THROTTLE BODY .....				RING, INTERNAL HIGH REVERSE .....				RUBBER, STOPPER .....	J7	113	1
									L2	140	1
PLATE A, SEPARATE .....	J11	117	17	RING, INTERNAL LOW REVERSE .....	F8	60	16	RUBBER, THERMOSTAT .....	E6	42	3
PLATE B, SEPARATE .....	G1	69	10								
PLATE COMP., L. DOOR LEVER .....	G1	69	12	RING, SEAL .....	F15	67	21	[ S ]			
PLATE COMP., R. DOOR LEVER .....	J3	109	17	RING, SEAL, 28MM .....	F6	58	2	SCREEN, OIL FILTER .....	E10	46	19
	J4	110	11	RING, SNAP .....	F4	58	2	SCREW-WASHER .....	F15	67	2
PLATE COMP., SHIFT CHANGE .....	J3	109	13	RING, SNAP, 72MM .....	K2	124	2	SCREW-WASHER, 3X12 .....	H8	82	23
PLATE, BALANCER BEARING SET ..	J4	110	8	RING, STOPPER .....	F7	59	40	SCREW-WASHER, 5X12 .....	E16	52	15
PLATE, BEARING SETTING .....	H16	90	24					SCREW-WASHER, 5X25 .....	K12	134	5
PLATE, BEARING SETTING .....	F5	57	13	RIVET, BLIND .....	F5	57	25	SCREW-WASHER, 5X35 .....	F16	68	32
PLATE, BED TOP .....	F6	58	4	ROD ASSY., CONNECTING .....	F12	64	32	SCREW, BLEEDER .....	I9	99	9
PLATE, CHANGE GUIDE .....	K7	129	7	ROD, PUSH .....	F14	66	34		I11	101	12
PLATE, CHANGE GUIDE .....	F11	63	13	ROD, SEAT LATCH .....	F12	64	32	SCREW, MUDGUARD .....	J8	114	34
PLATE, EMERGENCY STOPPER .....	G1	69	6	ROLLER, 3X16 .....	F14	66	34		K11	133	25
PLATE, FRAME MOUNT .....	L2	140	4	ROLLER, 4X10 .....	F5	57	25	SCREW, PAN, 4X32 .....	J12	118	26
			5	ROLLER, 4X8 .....	F12	64	32	SCREW, PAN, 4X55 .....	H1	75	1
PLATE, FR. BED .....	K7	129	6	ROLLER, 5X17.8 .....	F14	66	34		H2	76	2
PLATE, FR. SKID .....	K10	132	12	ROLLER, PARKING BRAKE .....	E11	47	39	SCREW, PAN, 4X8 .....	F16	68	30
PLATE, IDLE AIR CONTROL VALVE ..	K16	138	12	ROTOR SET A, OIL PUMP .....	F13	65	17	SCREW, PAN, 5MM .....	J12	118	24
	F15	67	15	ROTOR SET B, OIL PUMP .....	E10	46	6				25
			18	ROTOR SET C, OIL PUMP .....	E10	46	7	SCREW, PAN, 5X10 .....	F16	68	31
PLATE, L. DETENT .....	H8	82	9	RUBBER ASSY., MOUNTING .....	E10	46	8	SCREW, PAN, 5X13 .....	H7	81	21
PLATE, L. FR. TOP BED .....	J8	114	26	RUBBER B, SEAT STOPPER .....	K16	138	17	SCREW, PAN, 6X14 .....	H7	81	22
PLATE, OIL PUMP .....	E10	46	10	RUBBER, AIR CLEANER .....	J10	116	9		H8	82	18
PLATE, RING .....	J11	117	11	RUBBER, BATTERY .....	K13	135	2		H16	90	32
PLATE, RR. TOP BED .....	K10	132	13						J3	109	24
PLATE, R. DETENT .....	H8	82	8								
PLATE, R. FR. TOP BED .....	J8	114	25								

# PART NAME INDEX

N 9

Part name	Address	Page	Ref.	Part name	Address	Page	Ref.	Part name	Address	Page	Ref.	
SCREW, PAN, 6X14	J10	116	12	SENSOR ASSY., WATER TEMP	E1	37	11	SHIM E, PINION GEAR	I13	103	21	
	K4	126	6	SENSOR SET	F15	67	1	SHIM F, FINAL GEAR	I13	103	20	
	K8	130	21	SENSOR, OXYGEN	J13	119	21	SHIM F, PINION GEAR	I6	96	19	
	K11	133	27	SET RING, 26X1.8	I4	94	9		I13	103	21	
	L3	141	17	SET RING, 28X2.0	K2	124	13	SHIM G, FINAL GEAR	I13	103	20	
SCREW, PAN, 6X16	H7	81	23	SHAFT ASSY., FINAL DRIVEN	F10	62	1	SHIM G, PINION GEAR	I6	96	19	
	H14	88	13	SHAFT ASSY., RR. PROPELLER	I15	105	1		I13	103	21	
	K8	130	24	SHAFT COMP., CONTROL	F13	65	11	SHIM H, FINAL GEAR	I13	103	20	
SCREW, RACK GUIDE	H11	85	5	SHAFT COMP., FR. DIFFERENTIAL				SHIM H, PINION GEAR	I6	96	19	
SCREW, SPECIAL, 6MM	J8	114	35		LOCK	I7	97	36	SHIM I, FINAL GEAR	I13	103	20
	K8	130	18	SHAFT COMP., FR. FINAL CLUTCH	I7	97	29	SHIM I, PINION GEAR	I6	96	19	
	K11	133	26	SHAFT COMP., RR. DIFFERENTIAL				SHIM J, FINAL GEAR	I13	103	20	
SCREW, SPECIAL, 6X16	J3	109	26		LOCK	I13	103	23	SHIM J, PINION GEAR	I6	96	19
	J5	111	27	SHAFT COMP., SHIFT FORK	F13	65	1	SHIM K, FINAL GEAR	I13	103	20	
	K8	130	22	SHAFT SET, L. FR. DRIVE	I4	94	11	SHIM L, FINAL GEAR	I13	103	20	
	K11	133	28	SHAFT SET, L. RR. DRIVE	K2	124	10	SHIM M, FINAL GEAR	I13	103	20	
SCREW, SPECIAL, 6X8	K8	130	17	SHAFT SET, R. FR. DRIVE	I4	94	7	SHIM N, FINAL GEAR	I13	103	20	
	K11	133	24	SHAFT SET, R. RR. DRIVE	K2	124	7	SHIM O, FINAL GEAR	I13	103	20	
SCREW, TAPPET ADJUSTING	E3	39	15	SHAFT, BALANCER	F4	56	12	SHIM P, FINAL GEAR	I13	103	20	
SCREW, TAPPING, 5X10	J8	114	37	SHAFT, BRAKE PIVOT	J15	121	13	SHIM Q, FINAL GEAR	I13	103	20	
SCREW, TAPPING, 5X12	H12	86	14	SHAFT, FINAL DRIVE	F8	60	1	SHIM, TAPPET	E2	38	14	
	H14	88	16	SHAFT, FR. PROPELLER	I15	105	10		E3	39	14	
SCREW, TAPPING, 5X16	H3	77	12	SHAFT, GEARSHIFT FORK	F11	63	10	SHROUD, RADIATOR	L3	141	2	
	K8	130	31	SHAFT, OIL PUMP	E10	46	16	SLEEVE, DIFFERENTIAL LOCK	I7	97	35	
	K11	133	34	SHAFT, PARKING	E7	43	10	SLEEVE, FR. FINAL CLUTCH	I6	96	26	
SCREW, TAPPING, 5X20	H7	81	29	SHAFT, REVERSE IDLE	F8	60	6	SLEEVE, HOLD VALVE	G1	69	17	
SCREW, TORX, 5X17	F15	67	4	SHAFT, ROCKER ARM	E2	38	6	SLEEVE, RR. DIFFERENTIAL LOCK	I13	103	30	
SCREW, TORX, 5X8.7	F15	67	3	SHAFT, STEERING LOWER	H9	83	3	SOCKET COMP., ACCESSORY	H6	80	4	
SCREW, TRUSS, 5X16	H12	86	8		H10	84	3	SPACER ASSY., RR. COVER	E10	46	1	
SEAL RING, DUST	F15	67	22	SHAFT, STEERING MIDDLE	H10	84	6	SPACER A, RING GEAR	I6	96	28	
SEAL SET, PISTON	I9	99	1	SHAFT, STEERING UPPER	H9	83	2	SPACER B, RING GEAR	I6	96	28	
	I11	101	3		H10	84	2	SPACER C, RING GEAR	I6	96	28	
SEAL, BRAKE PEDAL MOUNTING	K16	138	22	SHIFTER, DRUM	F11	63	7	SPACER D, RING GEAR	I6	96	28	
SEAL, CASE	J11	117	7	SHIFTER, HIGH	F8	60	9	SPACER E, RING GEAR	I6	96	28	
SEAL, COVER	J11	117	3	SHIFTER, LOW REVERSE	F8	60	7	SPACER F, RING GEAR	I6	96	28	
SEAL, GLOVE BOX	H6	80	6	SHIM A	I5	95	12	SPACER G, RING GEAR	I6	96	28	
SEAL, PLUG TUBE	E1	37	4		I12	102	11	SPACER H, RING GEAR	I6	96	28	
	G4	72	1	SHIM A, FINAL GEAR	I12	102	20	SPACER I, RING GEAR	I6	96	28	
	F6	58	1	SHIM A, PINION GEAR	I5	95	19	SPACER J, RING GEAR	I7	97	28	
SEAL, RING	J11	117	18		I13	103	21	SPACER K, RING GEAR	I7	97	28	
SEAL, SETTING PLATE	H9	83	15	SHIM B	I5	95	12	SPACER L, RING GEAR	I7	97	28	
SEAL, STEERING SHAFT LOWER	H10	84	20		I12	102	11	SPACER M, RING GEAR	I7	97	28	
	H9	83	16	SHIM B, FINAL GEAR	I13	103	20	SPACER N, RING GEAR	I7	97	28	
SEAL, STEERING SHAFT UPPER	H10	84	21	SHIM B, PINION GEAR	I5	95	19	SPACER X, RING GEAR	I6	96	28	
	E2	38	1		I13	103	21	SPACER Y, RING GEAR	I6	96	28	
SEAL, VALVE STEM	J6	112	3	SHIM C	I5	95	12	SPACER Z, RING GEAR	I7	97	28	
SEATBACK ASSY.	J9	115	1		I12	102	11	SPACER, IGNITION COIL	K14	136	3	
SEATBELT ASSY.	F13	65	4	SHIM C, FINAL GEAR	I13	103	20	SPANNER, 10X14	L5	143	8	
SEAT, SPRING B	E2	38	12	SHIM C, PINION GEAR	I6	96	19	SPINDLE COMP., GEARSHIFT	F11	63	19	
SEAT, VALVE SPRING	G1	69	18		I13	103	21	SPONGE, TOOL BOX	L5	143	4	
SENSOR ASSY., AIR TEMP	J11	117	20	SHIM D	I5	95	12	SPRING A, DAMPER	F10	62	3	
SENSOR ASSY., ANGLE	F1	53	9		I12	102	11	SPRING A, DIFFERENTIAL LOCK	I7	97	31	
	G3	71	5	SHIM D, FINAL GEAR	I13	103	20	SPRING A, GEARSHIFT FORK	F13	65	6	
	J15	121	10	SHIM D, PINION GEAR	I6	96	19	SPRING A, RR. DIFFERENTIAL				
SENSOR ASSY., OIL PRESSURE	G1	69	22		I13	103	21		LOCK	I13	103	27
SENSOR ASSY., SPEED	E7	43	16	SHIM E	I5	95	12	SPRING B, DAMPER	F10	62	4	
	I5	95	4		I12	102	11	SPRING B, DIFFERENTIAL LOCK	I7	97	32	
	I12	102	4	SHIM E, FINAL GEAR	I13	103	20	SPRING B, GEARSHIFT FORK	F13	65	7	
SENSOR ASSY., THERMOSTAT OIL	G2	70	25	SHIM E, PINION GEAR	I6	96	19					

# PART NAME INDEX

N10

Part name	Address	Page	Ref.	Part name	Address	Page	Ref.	Part name	Address	Page	Ref.
SPRING B, RR. DIFFERENTIAL LOCK	I13	103	28	STAY, FAN MOTOR	L3	141	3	TENSIONER COMP., CAM CHAIN	E4	40	2
SPRING COMP., RR. STABILIZER	K1	123	4	STAY, FUEL HOSE	F1	53	7	THERMOSTAT	E6	42	2
SPRING, ACCELERATOR PEDAL	J15	121	4	STAY, HARNESS CLAMPER	F15	67	9	THROTTLE BODY ASSY.	F15	67	10
SPRING, BEAM ADJUSTING	H1	75	2	STAY, HARNESS CLIP	E5	41	10	TIRE	I10	100	4
	H2	76	4		E7	43	13				
SPRING, BRAKE PEDAL	J15	121	12	STAY, HOSE CLAMPER	G3	71	4	T-JOINT, FUEL	F16	68	25
SPRING, CARBON BRUSH	E16	52	5	STAY, RESERVE TANK	F16	68	26	TRIM, RR. ROLL PIPE	L2	140	10
SPRING, CLUTCH CABLE	H15	89	2	STAY, SENSOR CORD	L3	141	8	TUBE ASSY., BREATHER	E7	43	4
				STAY, SOLENOID CORD	E5	41	8	TUBE ASSY., SELECTOR CASE	H15	89	12
SPRING, DETENT	H8	82	16	STAY, SOLENOID HARNESS INNER	G1	69	23	TUBE A, AIR CLEANER CONNECTING	J11	117	5
SPRING, DIFFERENTIAL SIDE				STAY, SOLENOID HARNESS INNER	G1	69	24	TUBE A, RESERVE TANK	L3	141	12
	CONED	15	95	STAY, WATER HOSE	E5	41	7	TUBE A, SNORKEL	J11	117	14
	I12	102	12	STOPPER	H4	78	1	TUBE B, AIR CLEANER	J11	117	6
SPRING, DOOR LEVER	J3	109	14	STOPPER COMP., GEARSHIFT DRUM	F11	63	15	TUBE B, RESERVE TANK	L3	141	13
SPRING, DUMP LOCK	K5	127	14	STOPPER, DIFFERENTIAL LOCK	F13	65	13	TUBE B, SNORKEL	J11	117	16
SPRING, FINAL DRIVEN DAMPER				STOPPER, DOOR				TUBE, 3.5X470	I14	104	57
	FRICTION	F10	62	STOPPER, DOOR	SHAFT	I7	97	TUBE, 3.5X935	I8	98	72
SPRING, FLEXIBLE JOINT	J13	119	6	STOPPER, DOOR	H14	88	11	TUBE, BREATHER	J11	117	8
SPRING, FR. FINAL CLUTCH	I6	96	21	STOPPER, FR. FINAL CLUTCH	J3	109	12	TUBE, FUEL TANK BREATHER	J1	107	6
SPRING, FR. FINAL CLUTCH LOCK	I6	96	22	STOPPER, PARKING BRAKE	J4	110	7				
SPRING, FR. PROPELLER SHAFT	I5	95	5	STOPPER, RR. DIFFERENTIAL LOCK	I6	96	23	[ V ]			
SPRING, GEARSHIFT RETURN	F11	63	23	STOPPER, RR. DIFFERENTIAL LOCK	F13	65	16	VALVE ASSY., RELIEF	E12	48	4
SPRING, HOLD VALVE	G1	69	16	STOPPER, RR. DOOR	SHAFT	I13	103	VALVE SET, IDLE AIR CONTROL	F15	67	13
SPRING, L. LOCK LEVER	K5	127	9	STOPPER, TERMINAL	J5	111	22	VALVE, EMERGENCY	G1	69	4
SPRING, L. SEAT LATCH	J7	113	20	STRAINER COMP., OIL	E16	52	10	VALVE, EX.	E2	38	8
SPRING, OIL FILTER	E12	48	8	STRAINER SET, FUEL	F3	55	3	VALVE, HOLD	G1	69	15
SPRING, OIL FILTER ELEMENT				STRAP ASSY., HOOK	J1	107	1	VALVE, IN.	E2	38	7
	SETTING	E12	48	STRAP, CABLE, 105MM	J7	113	9	VALVE, LINEAR SOLENOID	G2	70	26
SPRING, PADDLE	H8	82	11		H3	77	9	VALVE, RIM	I10	100	5
SPRING, PARKING BRAKE	F13	65	15	STRIKER ASSY.	H16	90	35	VALVE, SHIFT	G1	69	8
SPRING, PARKING PAWL	E7	43	8	STRIKER COMP., DOOR	J15	121	18				13
SPRING, PAWL PLUNGER	F11	63	14	STRIKER COMP., RR. DOOR	K5	127	5	[ W ]			
SPRING, PRIMARY DAMPER	F5	57	16	STUD, LOWER BALL	J2	108	11	WASHER	E16	52	11
SPRING, PROPELLER SHAFT	I15	105	4	SUB CORD, TAILLIGHT & STOP	J5	111	21	WASHER B, THRUST, 22MM	F7	59	27
SPRING, RACK GUIDE PRESSURE	H11	85	4	SUB GEAR, PRIMARY	K5	127	15	WASHER C, 8MM	G2	70	35
SPRING, RETURN LEVER	J4	110	1	SUB HARNESS, FR. DIFFERENTIAL	K14	136	8		G5	73	1
SPRING, R. LOCK LEVER	K5	127	8	SUB HARNESS, HEADLIGHT	H1	75	5	WASHER, 10.3X30X5	F5	57	21
SPRING, R. SEAT LATCH	J7	113	13	SUB HARNESS, METER	H2	76	6	WASHER, 12.3X29X6	E14	50	6
SPRING, SELECTOR	H15	89	8	SWITCH ASSY., IGNITION	H3	77	1	WASHER, 14MM	H7	81	25
SPRING, SELECT LEVER	H16	90	25	SWITCH ASSY., LIGHTING DIMMER	H3	77	2	WASHER, 14.2X24	F12	64	26
SPRING, SHIFT DRUM STOPPER	F11	63	17	SWITCH ASSY., MODE CHANGE	H3	77	4	WASHER, 22X37X5	F5	57	20
	F13	65	12	SWITCH ASSY., NEUTRAL	H3	77	5	WASHER, 26X44X1	F8	60	12
SPRING, STOP SWITCH	J15	121	9		E7	43	14	WASHER, 29X43X1	F8	60	11
SPRING, VALVE	E2	38	10	SWITCH ASSY., SHIFT CHANGE	I5	95	3	WASHER, 29.5X50X2	E9	45	5
	G1	69	14	SWITCH ASSY., STARTER MAGNETIC	I12	102	3	WASHER, 32MM	F6	58	24
SPROCKET, CAM	E2	38	3	SWITCH ASSY., STOP	H8	82	1	WASHER, 40.2X51X1	F6	58	23
STATOR COMP.	E14	50	2	SWITCH ASSY., SUB DRUM	K14	136	11	WASHER, 8MM	E4	40	9
STAY A, FR. FLOOR	H6	80	8		J15	121	8		H9	83	13
STAY B, FR. FLOOR	H6	80	9	SWITCH ASSY., POSITION	E7	43	15	WASHER, DISK	H10	84	18
STAY COMP., L. RR. FOOT WELL	K16	138	16					WASHER, DRAIN PLUG, 12MM	H11	85	7
STAY COMP., RR. DIFFERENTIAL LOCK	I13	103	24	[ T ]					E12	48	22
STAY COMP., RR. RETRACTOR	L2	140	12	TANK COMP., FUEL	I16	106	2		F3	55	6
STAY COMP., R. RR. FOOT WELL	K16	138	14	TANK, RADIATOR RESERVE	L3	141	16	WASHER, DRAIN PLUG, 14MM	G6	74	1
STAY, ACCELERATOR PEDAL	J15	121	3	TAPE, MAGIC	L5	143	3		G6	74	1
STAY, A.C. GENERATOR CORD	E5	41	9					WASHER, DRUM STOPPER	F13	65	24
STAY, BRAKE PEDAL	J15	121	14								
STAY, CLUTCH CABLE	I7	97	38								

# PART NAME INDEX

N11

Part name	Address	Page	Ref.	Part name	Address	Page	Ref.	Part name	Address	Page	Ref.
WASHER, LOCK, 30MM .....	F7	59	30	WHEEL COMP., STEERING .....	H8	82	2				
WASHER, LOCK, 6MM .....	F13	65	25	WHEEL SUB ASSY., FR. ....	I10	100	7				
WASHER, NEUTRAL SWITCH .....	E7	43	20								
	G5	73	1	WHEEL SUB ASSY., RR. ....	I10	100	2				
	I7	97	50								
	I13	103	42	WIRE .....	J7	113	6				
WASHER, OIL BOLT .....	H5	79	20	WIRE, RR. GATE STOPPER .....	K7	129	4				
WASHER, PLAIN, 10MM .....	J15	121	22		K10	132	10				
WASHER, PLAIN, 12MM .....	K1	123	18	WIRE, SIDE NET .....	J4	110	15				
WASHER, PLAIN, 4MM .....	H1	75	9	WRENCH, PLUG .....	L5	143	7				
	H2	76	9								
WASHER, PLAIN, 6MM .....	F14	66	28	[ Y ]							
	H16	90	40	YOKE .....	H4	78	9				
	J14	120	29								
	K8	130	32								
	K11	133	36								
WASHER, PLAIN, 8MM .....	J8	114	41								
	J14	120	32								
WASHER, RR. COWL SETTING .....	J8	114	38								
	K8	130	27								
	K11	133	30								
WASHER, SEALING, 10MM .....	G2	70	34								
	G5	73	1								
WASHER, SEALING, 14MM .....	E1	37	17								
	G4	72	1								
WASHER, SEALING, 34.5MM .....	E12	48	17								
	G5	73	1								
WASHER, SEALING, 6MM .....	E4	40	8								
	E5	41	12								
	E6	42	10								
	G4	72	1								
	G5	73	1								
WASHER, SEALING, 8MM .....	E7	43	19								
	F1	53	16								
	G5	73	1								
WASHER, SEAT MOUNTING .....	J3	109	23								
	J5	111	23								
WASHER, SKID PLATE .....	K16	138	11								
WASHER, SPECIAL, 22X43X2 .....	F8	60	13								
WASHER, SPECIAL, 25X40X2 .....	F8	60	14								
WASHER, SPECIAL, 28X42X2 .....	F7	59	28								
WASHER, SPLINE, 30MM .....	F7	59	29								
WASHER, SPLINE, 30X38X1.5 .....	F6	58	25								
WASHER, SPLINE, 32X17X1.667 .....	F7	59	26								
WASHER, SPLINE, 36X54X4 .....	F10	62	10								
WASHER, SPLINE, 40MM .....	F7	59	31								
WASHER, SPRING, 6MM .....	K15	137	23								
WASHER, THRUST, 13.5MM .....	F14	66	26								
WASHER, THRUST, 14MM .....	F13	65	20								
WASHER, THRUST, 14X23X2 .....	F13	65	21								
WASHER, THRUST, 14.1MM .....	F13	65	23								
WASHER, THRUST, 20MM .....	H9	83	11								
	H10	84	16								
WASHER, TIE ROD LOCK .....	H11	85	15								
WASHER, TOOTHED LOCK .....	H9	83	14								
	H10	84	19								
WASHER, WAVE, 14MM .....	H7	81	26								
WASHER, WAVE, 20MM .....	H9	83	12								
	H10	84	17								

Bolivia | Reproducción y Distribución  
 Bolivia | Douglas Parada Viana



---

**1**

**FOREWORD INDEX**

---

**2**

**ENGINE GROUP**

---

**3**

**FRAME GROUP**

---

**4**

**PART NUMBER INDEX**

---

**5**

**PART NAME INDEX**

---

Prohibida la Reproducción y Distribución  
Bolivia | Bolivia | Douglas Parada Viana

Prohibida la Reproducción y Distribución  
Bolivia | Bolivia | Douglas Parada Viana

**HONDA**  
The Power of Dreams

August 10, 2015



# PARTS CATALOG NEWS

Honda Motor Co., Ltd.  
Service Division Service Technology

## PARTS CATALOG - CORRECTED

Printed in Japan

CODE NO.	14HL4G01
PARTS CATALOG NEWS	SXS1000M3/SXS1000M3P SXS1000M5P/SXS1000M5D SXS1000M3'16 SXS1000M3P'16 SXS1000M5P'16 SXS1000M5D'16
NEWS NO.	001

Block No.	Ref. No.	Note	Part No.	Description	Reqd. QTY				Serial No.	Parts catalog code
					M3 '16	M3P '16	M5P '16	M5D '16		
F-9-10	9	E	53700-HL4-A00	*PARTS NO. DELETION						
		D	53700-HL4-A01	DAMPER ASSY., STEERING .....	-	1	1	1		
F-14	1	E	51400-HL4-A01	*PARTS NO. DELETION						
		E	51400-HL4-A50	*PARTS NO. DELETION						
		D	51400-HL4-A11	CUSHION ASSY., FR. ....	-	-	2	2		
		D	51400-HL4-A51	.....	2	2	-	-		
F-39	2	E	52400-HL4-A50	*PARTS NO. DELETION						
		E	52400-HL4-L50	*PARTS NO. DELETION						
		D	52400-HL4-A51	CUSHION ASSY., RR. (KAYABA) ...	2	2	-	-	-----	2A, A, CM
		D	52400-HL4-L51	.....	2	2	-	-	-----	2AC, AC

NOTE A:PART NO. CHANGE D:NEWLY PROVIDED E:PART NO. DELETION K:REQUIRED NO. CORRECTION L:APPLICATION SERIAL NO. CORRECTION  
M:PART DESCRIPTION CORRECTION T:APPLICATION CORRECTION Z:REMARKS CHANGE

August 30, 2015



# PARTS CATALOG NEWS

Honda Motor Co., Ltd.  
Service Division Service Technology

PARTS CATALOG - CORRECTED

Printed in Japan

CODE NO.	14HL4G01
PARTS CATALOG NEWS	SXS1000M3/SXS1000M3P SXS1000M5P/SXS1000M5D SXS1000M3'16 SXS1000M3P'16 SXS1000M5P'16 SXS1000M5D'16
NEWS NO.	002

\* Color chart -CORRECTED\*

Prohibida la Reproducción y Distribución  
Bolivia | Bolivia | Douglas Parado Viana

NOTE A:PART NO. CHANGE D:NEWLY PROVIDED E:PART NO. DELETION K:REQUIRED NO. CORRECTION L:APPLICATION SERIAL NO. CORRECTION  
M:PART DESCRIPTION CORRECTION T:APPLICATION CORRECTION Z:REMARKS CHANGE

## SXS1000M3 (SXS1000M3'16)

No.	MODEL		SXS1000M3G					
	COLOR		Adventure green	Patriot red	Serial number		Applicable block No.	Ref. No.
	CODE		G-152	R-232	From	To		
	Name of colored parts	Basic part No.	<b>G152</b>	<b>R232</b>				
1	BUMPER COMP., FR.	62510-HL4-A50	ZA	ZA			F-11	4
2	CAP, FR. COVER	64365-040-000	ZH	ZH			F-11	5
3	CAP, INSTRUMENT PANEL	68104-HL4-A50	ZA	ZA			F-7	14
4	CLIP, ROOF,	90671-S0D-003	YW	YW			F-41	19
5	COVER SET, L. BED SIDE	81580-HL4-A50	ZA	ZB			F-42	13
6	COVER SET, R. BED SIDE	81570-HL4-A50	ZA	ZB			F-42	12
7	COVER, FR. FLOOR	64100-HL4-A00	ZA	ZA			F-7	7
8	COVER, L. DOOR	67252-HL4-A00	ZA	ZA			F-28	19
9	COVER, L. RR. SIDE	83650-HL4-A01	ZA	ZA			F-40	5
10	COVER, L. RR. SIDE	83650-HL4-L01	ZA	ZA			F-40	5
11	COVER, PEDAL	64110-HL4-A00	ZA	ZA			F-7	11
12	COVER, R. DOOR	67251-HL4-A00	ZA	ZA			F-28	18
13	COVER, R. RR. SIDE	83550-HL4-A00	ZA	ZA			F-40	4
14	COVER, STEERING	68103-HL4-A00	ZA	ZA			F-7	13
15	DOOR COMP., L. FR.	67215-HL4-A00	ZA	ZA			F-28	5
16	DOOR COMP., R. FR.	67205-HL4-A00	ZA	ZA			F-28	4
17	FENDER COMP., FR.	61100-HL4-A01	ZE	ZB			F-12	2
18	FENDER, CENTER MIDDLE	71131-HL4-A00	ZA	ZA			F-31	2
19	GATE, RR.	81530-HL4-A50	ZA	ZA			F-42	9
20	GRILLE, FR.	61150-HL4-A00	ZA	ZA			F-11	2

NOTE A:PART NO. CHANGE D:NEWLY PROVIDED E:PART NO. DELETION K:REQUIRED NO. CORRECTION L:APPLICATION SERIAL NO. CORRECTION  
M:PART DESCRIPTION CORRECTION T:APPLICATION CORRECTION Z:REMARKS CHANGE

## SXS1000M3 (SXS1000M3'16)

No.	MODEL		SXS1000M3G					
	COLOR		Adventure green	Patriot red	Serial number		Applicable block No.	Ref. No.
	CODE		G-152	R-232	From	To		
	Name of colored parts	Basic part No.	<b>G152</b>	<b>R232</b>				
21	GRIP, DRIVE SELECT LEVER	54050-HL1-A00	ZA	ZA			F-13	15
22	GRIP, SELECT LEVER	54050-HL3-A00	ZA	ZA			F-13	16
23	HANDLE, DOOR	67244-HL1-A00	ZA	ZA			F-28	16
24	HEADREST	81140-HL3-A00	ZA	ZA			F-29	5
25	HOOD, FR.	61300-HL4-A01	ZE	ZB			F-12	5
26	KNOB, GLOVE BOX	81332-HL4-A00	ZA	ZA			F-7	19
27	LID ASSY., GLOVE BOX	68200-HL4-A00	ZA	ZA			F-7	16
28	LID, FR. FLOOR	64105-HL4-A00	ZA	ZA			F-7	10
29	MARK, L. BED SIDE COVER	86812-HL4-A50	ZA	ZB			F-54	5
30	MARK, R. BED SIDE COVER	86811-HL4-A50	ZA	ZB			F-54	4
31	MUDGUARD, L. FR.	61870-HL4-A00	ZA	ZA			F-12	8
32	MUDGUARD, L. RR.	63520-HL4-A50	ZA	ZA			F-40	2
33	MUDGUARD, R. FR.	61860-HL4-A00	ZA	ZA			F-12	7
34	MUDGUARD, R. RR.	63510-HL4-A50	ZA	ZA			F-40	1
35	PANEL, INSTRUMENT	68101-HL4-A51	ZA	ZA			F-7	12

NOTE A:PART NO. CHANGE D:NEWLY PROVIDED E:PART NO. DELETION K:REQUIRED NO. CORRECTION L:APPLICATION SERIAL NO. CORRECTION  
M:PART DESCRIPTION CORRECTION T:APPLICATION CORRECTION Z:REMARKS CHANGE

## SXS1000M5P (SXS1000M5P'16)

No.	MODEL		SXS1000M5PG					
	COLOR		Adventure green	Patriot red	Serial number		Applicable block No.	Ref. No.
	CODE		G-152	R-232	From	To		
	Name of colored parts	Basic part No.	<b>G152</b>	<b>R232</b>				
1	BUMPER COMP., FR.	62510-HL4-A00	ZA	ZA			F-11	4
2	CAP, FR. COVER	64365-040-000	ZH	ZH			F-11	5
3	CLIP, ROOF,	90671-S0D-003	YW	YW			F-41	19
4	COVER, FR. FLOOR	64100-HL4-A00	ZA	ZA			F-7	7
5	COVER, L. BED SIDE	81560-HL4-A00	ZA	ZA			F-42-1	20
6	COVER, L. DOOR	67252-HL4-A00	ZA	ZA			F-28	19
7	COVER, L. DOOR	67252-HL3-A00	ZA	ZA			F-28-1	13
8	COVER, L. RR. SIDE	83650-HL4-A01	ZA	ZA			F-40	5
9	COVER, L. RR. SIDE	83650-HL4-L01	ZA	ZA			F-40	5
10	COVER, L. SEAT LATCH	77955-HL4-A00	ZA	ZA			F-29-1	23
11	COVER, PEDAL	64110-HL4-A00	ZA	ZA			F-7	11
12	COVER, R. BED SIDE	81550-HL4-A00	ZA	ZA			F-42-1	18
13	COVER, R. DOOR	67251-HL4-A00	ZA	ZA			F-28	18
14	COVER, R. DOOR	67251-HL3-A00	ZB	ZB			F-28-1	12
15	COVER, R. RR. SIDE	83550-HL4-A00	ZA	ZA			F-40	4
16	COVER, R. SEAT LATCH	77905-HL4-A00	ZA	ZA			F-29-1	16
17	COVER, RR. RETRACTOR	71978-HL4-A00	ZA	ZA			F-47	9
18	COVER, STEERING	68103-HL4-A00	ZA	ZA			F-7	13
19	DOOR COMP., L. FR.	67215-HL4-A00	ZA	ZA			F-28	5
20	DOOR COMP., R. FR.	67205-HL4-A00	ZA	ZA			F-28	4

NOTE A:PART NO. CHANGE D:NEWLY PROVIDED E:PART NO. DELETION K:REQUIRED NO. CORRECTION L:APPLICATION SERIAL NO. CORRECTION  
M:PART DESCRIPTION CORRECTION T:APPLICATION CORRECTION Z:REMARKS CHANGE

## SXS1000M5P (SXS1000M5P'16)

No.	MODEL		SXS1000M5PG					
	COLOR		Adventure green	Patriot red	Serial number		Applicable block No.	Ref. No.
	CODE		G-152	R-232				
	Name of colored parts	Basic part No.	<b>G152</b>	<b>R232</b>	From	To		
21	DOOR SET, L. RR.	73610-HL4-A00	ZA	ZB			F-28-1	19
22	DOOR SET, R. RR.	73510-HL4-A00	ZA	ZB			F-28-1	17
23	FENDER SET, FR.	61105-HL4-A11	ZE	ZD			F-12	2
24	FENDER, CENTER MIDDLE	71131-HL4-A00	ZA	ZA			F-31	2
25	FOOT WELL, RR.	76300-HL4-A00	ZA	ZA			F-42-1	3
26	GATE, RR.	81530-HL3-A00	ZA	ZA			F-42-1	15
27	GRILLE, FR.	61150-HL4-A00	ZA	ZA			F-11	2
28	GRIP, DRIVE SELECT LEVER	54050-HL1-A00	ZA	ZA			F-13	15
29	GRIP, SELECT LEVER	54050-HL3-A00	ZA	ZA			F-13	16
30	HANDLE, DOOR	67244-HL1-A00	ZA	ZA			F-28	16
31	HEADREST	81140-HL3-A00	ZA	ZA			F-29	5
32	HOOD, FR.	61300-HL4-A01	ZE	ZB			F-12	5
33	KNOB, GLOVE BOX	81332-HL4-A00	ZA	ZA			F-7	19
34	LID ASSY., GLOVE BOX	68200-HL4-A00	ZA	ZA			F-7	16
35	LID, CONTROL BOX	76360-HL4-A00	ZA	ZA			F-42-1	5
36	LID, FR. FLOOR	64105-HL4-A00	ZA	ZA			F-7	10
37	LID, RR. FOOT WELL	76350-HL4-A00	ZA	ZA			F-42-1	4
38	MARK, FR. FENDER	86611-HL4-A10	ZE	ZD			F-54	1
39	MARK, L. RR. DOOR	86732-HL4-A00	ZA	ZB			F-54	3
40	MARK, R. RR. DOOR	86731-HL4-A00	ZA	ZB			F-54	2
41	MUDGUARD, L. FR.	61870-HL4-A00	ZA	ZA			F-12	8
42	MUDGUARD, R. FR.	61860-HL4-A00	ZA	ZA			F-12	7
43	PANEL, INSTRUMENT	68101-HL4-A01	ZA	ZA			F-7	12

NOTE A:PART NO. CHANGE D:NEWLY PROVIDED E:PART NO. DELETION K:REQUIRED NO. CORRECTION L:APPLICATION SERIAL NO. CORRECTION  
M:PART DESCRIPTION CORRECTION T:APPLICATION CORRECTION Z:REMARKS CHANGE



September 06, 2015



# PARTS CATALOG NEWS

Honda Motor Co., Ltd.  
Service Division Service Technology

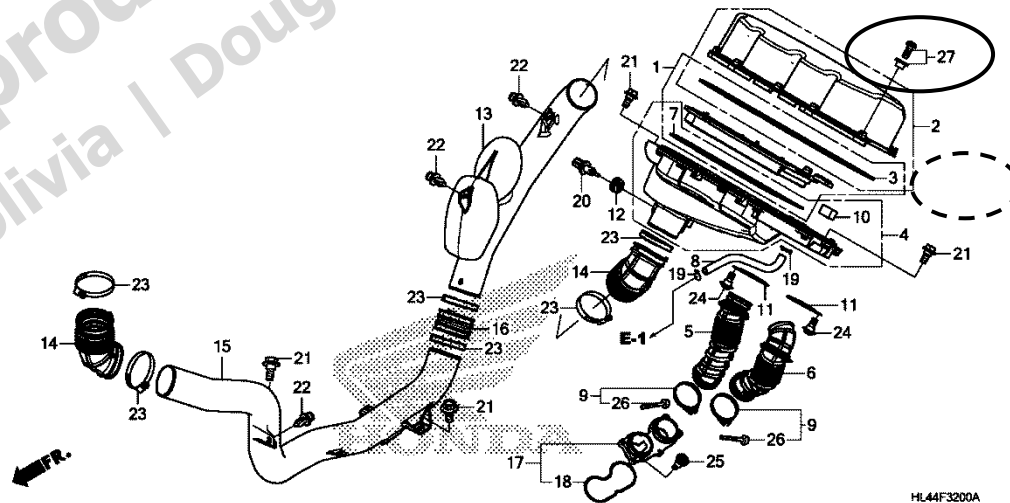
## PARTS CATALOG - CORRECTED

Printed in Japan

CODE NO.	14HL4G01
PARTS CATALOG NEWS	SXS1000M3/SXS1000M3P SXS1000M5P/SXS1000M5D SXS1000M3'16 SXS1000M3P'16 SXS1000M5P'16 SXS1000M5D'16
NEWS NO.	003

Block No.	Ref. No.	Note	Part No.	Description	Reqd. QTY	Serial No.	Parts catalog code
					SXS1000 M3 M3P M5P M5D '16 '16 '16 '16		

F-32 AIR CLEANER



HL44F3200A

F-32 1 E 17215-HL4-A00 \*PART NO. DELETION

NOTE A:PART NO. CHANGE D:NEWLY PROVIDED E:PART NO. DELETION K:REQUIRED NO. CORRECTION L:APPLICATION SERIAL NO. CORRECTION  
M:PART DESCRIPTION CORRECTION T:APPLICATION CORRECTION Z:REMARKS CHANGE

## PARTS CATALOG NEWS

BOOKNo. :14HL4G01

Block No.	Ref. No.	Note	Part No.	Description	Reqd. QTY				Serial No.	Parts catalog code
					M3 '16	SXS1000 M3P '16	M5P '16	M5D '16		
		D	17215-HL4-A02	ELEMENT SET, AIR CLEANER.....	1	1	1	1		
	2	E	17220-HL4-A00	*PART NO. DELETION						
		D	17220-HL4-A01	COVER SUB ASSY., AIR CLEANER..	1	1	1	1		
	3	E	17222-HL4-A00	*PART NO. DELETION						
		D	17222-HL4-A01	SEAL, COVER.....	1	1	1	1		
	4	E	17230-HL4-A00	*PART NO. DELETION						
		D	17230-HL4-A01	CASE SUB ASSY., AIR CLEANER...	1	1	1	1		
	7	E	17234-HL4-A00	*PART NO. DELETION						
		D	17234-HL4-A01	SEAL, CASE.....	1	1	1	1		
	24	K	91508-HL4-A00	SCREW, PAN, 5MM.....	6	6	6	6		
	27	D	17216-HL4-A00	SCREW SET, 5X12.....	10	10	10	10		

NOTE A:PART NO. CHANGE D:NEWLY PROVIDED E:PART NO.DELETION K:REQUIRED NO. CORRECTION L:APPLICATION SERIAL NO. CORRECTION  
M:PART DESCRIPTION CORRECTION T:APPLICATION CORRECTION Z:REMARKS CHANGE

September 20, 2015



# PARTS CATALOG NEWS

Honda Motor Co., Ltd.  
Service Division Service Technology

## PARTS CATALOG - CORRECTED

Printed in Japan

CODE NO.	14HL4G01
PARTS CATALOG NEWS	SXS1000M3/SXS1000M3P SXS1000M5P/SXS1000M5D SXS1000M3'16 SXS1000M3P'16 SXS1000M5P'16 SXS1000M5D'16
NEWS NO.	004

Block No.	Ref. No.	Note	Part No.	Description	Reqd. QTY				Serial No.	Parts catalog code
					M3 '16	M3P '16	M5P '16	M5D '16		
F-12	15	K	90653-HC4-900	CLIP, MUDGUARD.....	37	37	37	37		

Prohibida la Reproducción y Distribución en Bolivia | Bolivia | Douglas Parado Viana

NOTE A:PART NO. CHANGE D:NEWLY PROVIDED E:PART NO. DELETION K:REQUIRED NO. CORRECTION L:APPLICATION SERIAL NO. CORRECTION  
M:PART DESCRIPTION CORRECTION T:APPLICATION CORRECTION Z:REMARKS CHANGE

November 08, 2015



# PARTS CATALOG NEWS

Honda Motor Co., Ltd.  
Service Division Service Technology

## PARTS CATALOG - CORRECTED

Printed in Japan

CODE NO.	14HL4G01
PARTS CATALOG NEWS	SXS1000M3/SXS1000M3P SXS1000M5P/SXS1000M5D SXS1000M3'16 SXS1000M3P'16 SXS1000M5P'16 SXS1000M5D'16
NEWS NO.	005

Block No.	Ref. No.	Note	Part No.	Description	Reqd. QTY				Serial No.	Parts catalog code
					M3 '16	M3P '16	M5P '16	M5D '16		
E-6-10	20	E	90443-KR0-000	*PART NO. DELETION						
		D	90545-300-000	WASHER, OIL BOLT.....	1	1	1	1		
EOP-2	1	E	06112-HL4-000	*PART NO. DELETION						
		E	90443-KR0-000	*PART NO. DELETION						
		D	06112-HL4-010	GASKET KIT B.....	1	1	1	1		
		D	90545-300-000	WASHER, OIL BOLT.....	1	1	1	1		

NOTE A:PART NO. CHANGE D:NEWLY PROVIDED E:PART NO. DELETION K:REQUIRED NO. CORRECTION L:APPLICATION SERIAL NO. CORRECTION  
M:PART DESCRIPTION CORRECTION T:APPLICATION CORRECTION Z:REMARKS CHANGE

November 15, 2015



# PARTS CATALOG NEWS

Honda Motor Co., Ltd.  
Service Division Service Technology

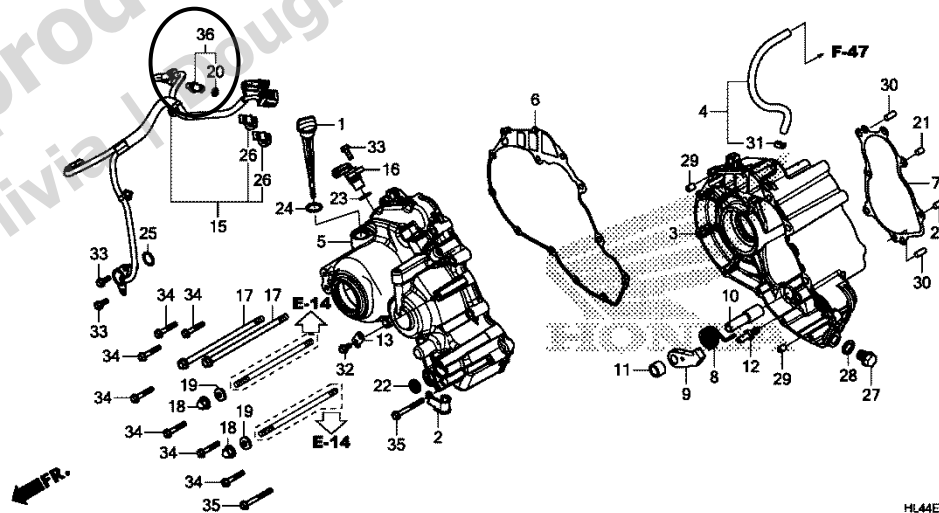
## PARTS CATALOG - CORRECTED

Printed in Japan

CODE NO.	14HL4G01
PARTS CATALOG NEWS	SXS1000M3/SXS1000M3P SXS1000M5P/SXS1000M5D SXS1000M3'16 SXS1000M3P'16 SXS1000M5P'16 SXS1000M5D'16
NEWS NO.	006

Block No.	Ref. No.	Note	Part No.	Description	Reqd. QTY	Serial No.	Parts catalog code
					SXS1000 M3 M3P M5P M5D '16 '16 '16 '16		

E-6-10 SUB TRANSMISSION CASE



HL44E0610A

E-6-10 14 E 35600-HL4-003 \*PARTS NO. DELETION

NOTE A: PART NO. CHANGE D: NEWLY PROVIDED E: PART NO. DELETION K: REQUIRED NO. CORRECTION L: APPLICATION SERIAL NO. CORRECTION  
M: PART DESCRIPTION CORRECTION T: APPLICATION CORRECTION Z: REMARKS CHANGE

PARTS CATALOG NEWS

BOOKNo. :14HL4G01

Block No.	Ref. No.	Note	Part No.	Description	Reqd. QTY				Serial No.	Parts catalog code
					M3 '16	M3P '16	M5P '16	M5D '16		
	36	D	35600-HL4-305	SWITCH SET, NEUTRAL.....	1	1	1	1		

Prohibida la Reproducción y Distribución  
Bolivia | Bolivia | Douglas Parada Viana

NOTE A:PART NO. CHANGE D:NEWLY PROVIDED E:PART NO. DELETION K:REQUIRED NO. CORRECTION L:APPLICATION SERIAL NO. CORRECTION  
M:PART DESCRIPTION CORRECTION T:APPLICATION CORRECTION Z:REMARKS CHANGE

December 20, 2015



# PARTS CATALOG NEWS

Honda Motor Co., Ltd.  
Service Division Service Technology

## PARTS CATALOG - CORRECTED

Printed in Japan

CODE NO.	14HL4G01
PARTS CATALOG NEWS	SXS1000M3/SXS1000M3P SXS1000M5P/SXS1000M5D SXS1000M3'16 SXS1000M3P'16 SXS1000M5P'16 SXS1000M5D'16
NEWS NO.	007

Block No.	Ref. No.	Note	Part No.	Description	Reqd. QTY				Serial No.	Parts catalog code
					M3 '16	M3P '16	M5P '16	M5D '16		
F-33	19	E	18330-HL4-A00	*PART NO. DELETION						
		D	18312-HL4-A02	PROTECTOR, MUFFLER.....	1	1	1	1		

NOTE A:PART NO. CHANGE D:NEWLY PROVIDED E:PART NO. DELETION K:REQUIRED NO. CORRECTION L:APPLICATION SERIAL NO. CORRECTION  
M:PART DESCRIPTION CORRECTION T:APPLICATION CORRECTION Z:REMARKS CHANGE