



SXS700 / SXS700M2 / SXS700M4

SXS700'14
SXS700M2'15
SXS700M4'15

PARTS CATALOGUE

2

Prohibida la Reproducción y Distribución
Bolivia | Bolivia | Douglas Parada Viana

FOREWORD INDEX

1

ENGINE GROUP

2

FRAME GROUP

3

PART NUMBER INDEX

4

PART NAME INDEX

5

Prohibida la Reproducción y Distribución
Bolivia | Bolivia | Douglas Parada Viana

Instruction for use of parts catalogue

- **This parts catalogue has been created as of November 01, 2014.**
 - Since this date, the sales practice for repair parts may have been changed or the parts may have been eliminated (listed for those not for sale).
 - The modified information is reflected on the latest Electronic Parts Catalogue (EPC). Also, refer to the parts catalogue news for any change.
 - See the parts catalogue news for any revision that is made after November 01, 2014.
- **Always specify the part number when ordering a part.**
 - Check the model, type, serial numbers, color, maker, and the size as needed before ordering a part.
 - Note that the illustrations (part drawings) can differ from the actual parts in shape. They are given just to help you to refer to the parts.
- **When modifications or additions to this parts catalogue are made, a revised edition will be issued at an appropriate time, with successively progressing revision numbers on the cover. We recommend obtaining such revisions in order to keep your parts catalogue up-to-date at all times. To check whether a parts catalogue revision has been issued, please contact your Honda distributor.**

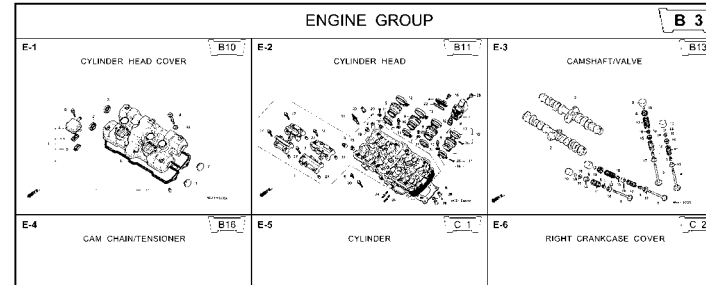
Initial version issue date
 May 10, 2013
Honda Motor Co., Ltd.

CONTENTS

	Page	Address No.	
● Instruction for use of parts catalogue	1	B 1	1
● How to refer to the part information	2	B 2	
● Part catalogue structure	3	B 3	
● When the parts were revised	5	B 5	
● Abbreviations used in the parts catalogue	5	B 5	
● Part block and serial number check	6	B 6	
● Color label attachment position check	6	B 6	
● Models, parts catalogue codes and applicable serial numbers	7	B 7	
● Color label	8	B 8	
● Color chart	9	B 9	
● Fuel hose, general purpose hoses and vinyl hose	25	C 9	
● Illustrated index	29	C13	
● ENGINE GROUP	38	E 1	2
● FRAME GROUP	66	G 1	3
● PART NO. INDEX	139	L 1	4
● PART NAME INDEX	145	M 1	5

How to refer to the part information

A Reference with "Illustrated index"

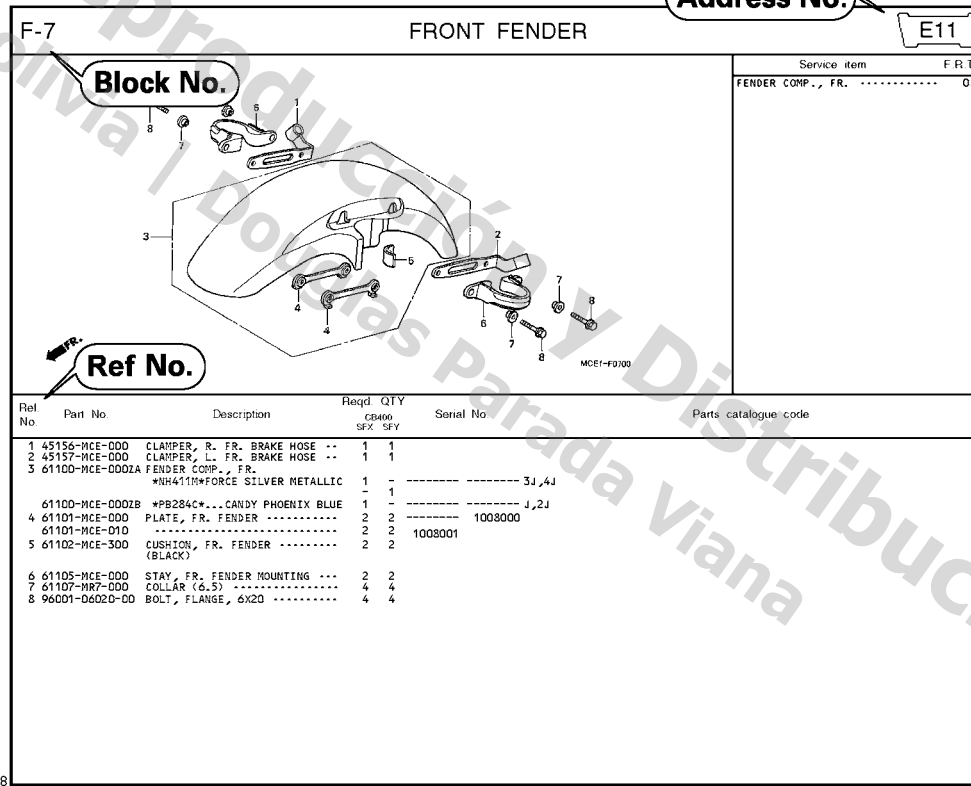


B Reference with "Part number index"

PART NO. INDEX					
Part Number	Address	Page	Ref.	Part Number	Address Page Ref.
04000				13323-MY9-751	C12 28 10 14921
04911-MCE-000	C10	26	1	13324-MY9-751	C12 28 10 14931
				13325-MY9-751	C12 28 10 14932
				13327-MY9-751	C12 28 10 14933
06000				14000	14933
06405-MY9-P00	F13	67	3	14100-MCE-000	B13 13 2 14933
06405-MY9-P10	F13	67	3	14200-MCE-000	B13 13 3 14933
06410-MY9-860	F2	56	1	14321-MCE-000	B16 16 2 14933
06435-MCE-006	F1	55	1	14401-MCE-003	B16 16 3 14933
06451-769-405	E13	51	2	14510-MBE-000	B16 16 4 14941
06451-443-405	F1	55	2	14520-MY9-691	B16 16 5 14944
06451-MA7-405	E13	51	1	14524-MY9-690	B16 16 6 14944
06455-MCE-006	E13	51	3	14546-MCE-000	B16 16 7 14944
				14620-MY9-691	B16 16 8 14944
11000				14711-MCE-000	B13 13 4 14944
11210-MCE-000	C9	25	1	14712-MCE-000	B13 13 5 14944
11330-MCE-305	C2	18	1	14721-MCE-000	B13 13 6 14944
11333-KT8-000	C6	22	1	14722-MCE-000	B13 13 7 14944
11335-MCE-000	C2	18	2	14730-MCE-000	B13 13 8 14944
11360-MCE-000	C7	23	1	14731-MCE-000	B13 13 9 14944
11365-MCE-000	C7	23	2	14731-MY9-751	B13 13 10 14945
11396-MY9-000	C2	18	3	14751-KY2-000	B13 13 11 14945
11631-MCE-000	C5	21	1	14751-MCE-000	B13 13 12 14945
11691-MY9-000	C5	21	2	14761-MCE-000	B13 13 13 14945

C Reference with "Part name index"

PART NAME INDEX						
Part name	Address	Page	Ref.	Part name	Address Page Ref.	
[A]				BOLT , CHANG I		
ADJUSTER , CHAIN	F13	67	5	BOLT , CLUTC H		
ARM COMP. , SEA R CHANGE	F10	64	3	BOLT , CONNECT		
ARM , L. MAIN STEP	F11	65	8	BOLT , DISK , 6		
ARM , L. PILLI O STEP	F11	65	12	BOLT , DISK , 8		
ARM , R. MAIN STEP	F11	65	5	BOLT , DRAIN I		
ARM , R. PILLI O STEP	F11	65	11	BOLT , FLANG E		
AUT O DOC K ASSY. , FUEL	F4	58	2	BOLT , FLANG E		
AXLE , FR. WHEEL	E14	52	3	BOLT , FLANG E		
AXLE , RR. WHEEL	F2	56	5	BOLT , FLANG E		
[B]				BOLT , FLANG E		
BAG , AIR PRESSUR E GAUGE	F67	77	4	BOLT , FLANG E		
BAG , SERVICE BOOK	F67	77	1	BOLT , FLANG E		
BAG , TOOL	F67	77	3	BOLT , FLANG E		
BALL , STEEL	F11	65	20	BOLT , FLANG E		
BAND , A , INSULATOR	B11	11	11	BOLT , FLANG E		
BAND , B , INSULATOR	B11	11	12	BOLT , FLANG E		
BAND , AIR CLEANER CONNECTING				BOLT , FLANG E		
BAND , U-LOCK	F8	62	22	BOLT , FLANG E		
BAND , WIRE	F16	70	5	BOLT , FLANG E		
	C10	26	14			
	E5	43	21			
	F6	74	18			



Page No.

2000.09.01 E

Part catalogue structure

Ref. No.	Part No.	Description	Reqd. QTY CB-400 SFX SFY	Serial No.	Parts catalogue code
1	45156-MCE-000	CLAMPER, R. FR. BRAKE HOSE ..	1 1		
2	45157-MCE-000	CLAMPER, L. FR. BRAKE HOSE ..	1 1		
3	61100-MCE-000ZA	FENDER COMP., FR. *NH411M*FORCE SILVER METALLIC	1 -	----- 3J,4J	
	61100-MCE-000ZB	*PB284C*...CANDY PHOENIX BLUE	- 1	----- J,2J	
4	61101-MCE-000	PLATE, FR. FENDER	2 2	1008000	
	61101-MCE-010	2 2	1008001	
5	61102-MCE-300	CUSHION, FR. FENDER	2 2		
		(BLACK)			

① Address number

• Address No. is provided (in place of the page No.) to help you refer to the part with the part No. or part name.

② Block title ③ Block number

④ Service item/Flat rate time

⑤ Reference number

• Title number marked with the parenthesis or parentheses indicates that it continues from the previous page.

⑥ Part number ⑦ Honda color code

⑧ Description

⑨ Assemblies

• Sections framed with broken lines in the exploded view drawings are available as complete assemblies. (Their individual parts can also be obtained.)

⑩ Color description

⑪ Note

• Notes are shown with the parentheses in the part name column.

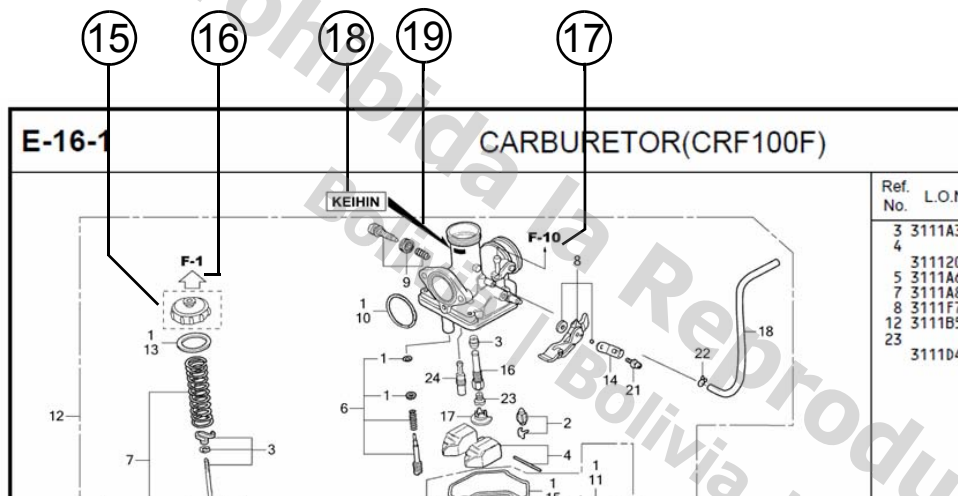
⑫ Required quantity



• Reqd. QTY shown in the parenthesis or parentheses indicates the optional part.
• Reqd. QTY marked with "N" indicates the optional part that should be selected as needed.
• Reqd. QTY indicates the number of the part used in the block.




⑬ Serial number



⑭ Parts catalogue code

• When the parts catalogue code column is blank, it indicates that the part is applicable to all codes.



⑮ 
 • Parts enclosed within a dotted line  are covered in a different block.

⑯ 
 • A hollow arrow  indicates the block No. for the parts enclosed within a dotted line .


⑰ 
 • A solid arrow  indicates the block No. the part in question is connected to.

⑱ **Replacement Identification Information for Designated Part No.**

⑲ **Location of Replacement Identification Information for Designated Part No.**

- If an arrow mark is indicated in 19, the part is incompatible with a different part No.
- Make sure to order the part of the same manufacture, including the component part.
- To make an order, indicate the part No., which includes the symbol displayed on the applicable section of the part to be replaced.

When the parts were revised



Abbreviations used in the parts catalogue



Ref. No.	Part No.	Description	Reqd. QTY		Serial No.
			CB400	SFX SFY	
1	45156-MCE-000	CLAMPER, R. FR. BRAKE HOSE ..	1	1	
2	45157-MCE-000	CLAMPER, L. FR. BRAKE HOSE ..	1	1	
3	61100-MCE-000ZA	FENDER COMP., FR. *NH411M*FORCE SILVER METALLIC	1	-	3J,4J
	61100-MCE-000ZB	*PB284C*...CANDY PHOENIX BLUE	1	-	J,2J
4	61101-MCE-000	PLATE, FR. FENDER (###).....	2	2	1008000
	61101-MCE-010	2	2	1008001
5	61102-MCE-300	CUSHION, FR. FENDER (BLACK)	2	2	
6	61105-MCE-000	STAY, FR. FENDER MOUNTING ...	2	2	
7	61107-MR7-000	COLLAR (6,5)	4	4	
8	96001-06020-00	BOLT, FLANGE, 6X20	4	4	

The number has been used from the initial model without revision.

When shown at the left side, it is applicable to the models of No.1008001 and the subsequent numbers.

When shown at the right side, it is applicable to the models up to No.1008000.

The parts listed with "###" at the end of the parts name have limited supply period (parts not for sale).

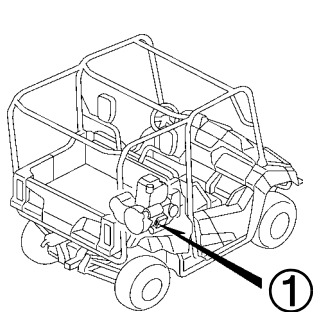
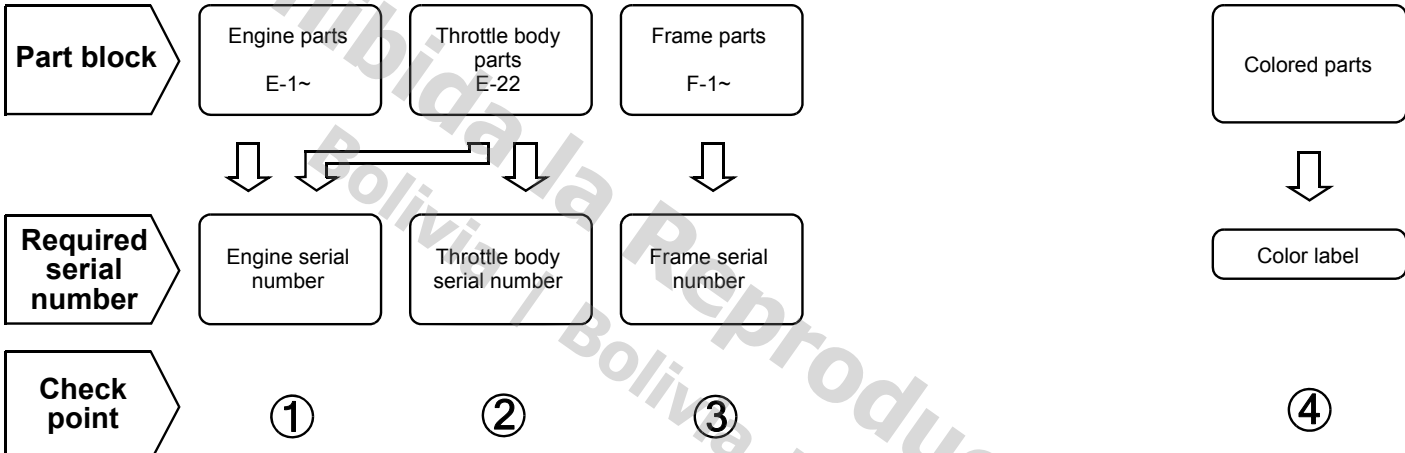
* "L." or "R." in the description of a part stands for the LEFT hand side or the RIGHT hand side. Determine the left or right as if you were in the motorcycle seat.

The following abbreviations are used in this parts catalogue.

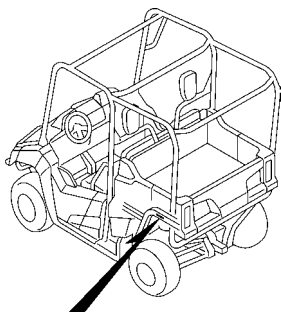
- A Ampere
- ABS Anti-lock brake system
- A.C. Alternating current
- A.M. Attaching mark
- ASSY. Assembly
- C.D.I. Capacitive discharge ignition
- COMP. ... Complete
- D.C. Direct current
- EX. Exhaust
- FR. Front
- G Gram
- HEX. Hexagonal
- IN. Inlet
- KPH Kilometers per hour
- L.Left
- L (100L) .Link (100 Links)
- L.E.D.Light emitted diode
- MMMillimeter
- MPHMiles per hour
- R.Right
- RR.Rear
- STD.Standard
- T (22T) ...Tooth (22 Teeth)
- TCSTraction control system
- T.M.Transcript mark
- VVolt
- WWatt
- WLWith labelling
- WOLWithout labelling

Part block and serial number check

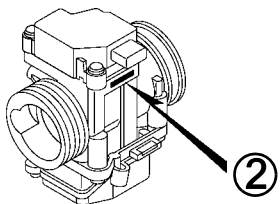
Color label attachment position check



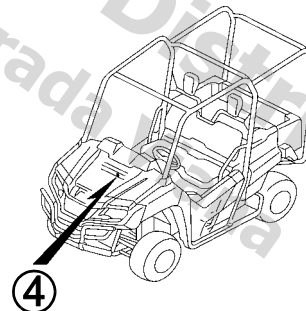
①



②



③



④

Models, parts catalogue codes and applicable serial numbers

Models, parts catalogue codes and applicable serial Nos. given in this parts catalogue can be identified as follows.

Parts with parts catalogue codes are exclusive for models destined for countries designated.

If no area codes are listed, parts are for common use.

Model	Area code	Type	Applicable engine serial No.	Applicable frame serial No.	Applicable throttle body identification No.
SXS700'14	2AC	50 STATE(meets California)	VE01E-8200001 To 8299999	1HFVE022*E4000001 To E4099999	GQ6JA A
	2CM	Canada	VE01E-8200001 To 8299999	1HFVE024*E4000001 To E4099999	
	3AC	50 STATE(meets California)	VE01E-8200001 To 8299999	1HFVE026*E4000001 To E4099999	
	3CM	Canada	VE01E-8200001 To 8299999	1HFVE027*E4000001 To E4099999	
	4AC	50 STATE(meets California)	VE01E-8200001 To 8299999	1HFVE028*E4000001 To E4099999	
	4CM	Canada	VE01E-8200001 To 8299999	1HFVE029*E4000001 To E4099999	
	AC	50 STATE(meets California)	VE01E-8200001 To 8299999	1HFVE020*E4000001 To E4099999	
	CM	Canada	VE01E-8200001 To 8299999	1HFVE021*E4000001 To E4099999	
SXS700M2'15	2AC	50 STATE(meets California)	VE01E-8300001 To Subsequent	1HFVE028*F4100001 To Subsequent	
	2CM	Canada	VE01E-8300001 To Subsequent	1HFVE029*F4100001 To Subsequent	
	AC	50 STATE(meets California)	VE01E-8300001 To Subsequent	1HFVE022*F4100001 To Subsequent	
	CM	Canada	VE01E-8300001 To Subsequent	1HFVE024*F4100001 To Subsequent	
SXS700M4'15	2AC	50 STATE(meets California)	VE01E-8300001 To Subsequent	1HFVE026*F4100001 To Subsequent	
	2CM	Canada	VE01E-8300001 To Subsequent	1HFVE027*F4100001 To Subsequent	
	AC	50 STATE(meets California)	VE01E-8300001 To Subsequent	1HFVE020*F4100001 To Subsequent	
	CM	Canada	VE01E-8300001 To Subsequent	1HFVE021*F4100001 To Subsequent	

* Of carburetor/throttle body identification numbers, only the portions underlined in the example below are used for registration.

GQ6JA A KC 7

Color label

- When ordering parts, check the model name, main color, and code by observing the “COLOR LABEL” on the vehicle.
- When ordering a colored part, use the color chart in the instruction for use of parts catalogue.

No.	MODEL	VFR800FIW					
	COLOR	Sparkling silver metallic	Mute black metallic	Applicable model		Applicable block No.	Re
	CODE	NH-295M	NH-359M	Initial applicable model	Final applicable model		
Name of colored parts	Basic part No.	NH295	NH359				
1							
2							
3							
4							
5							
6							
7							
8							
9							
10							

VFR800FIW
COLOR R-157
CODE R157

Prohibida la Reproducción y Distribución
 Bolivia / Douglas Parada Viana

Color chart

- When ordering a colored part, refer to the chart below and use a part number consisting of the relevant basic part number to which has been added a part color code.

SXS700 (SXS700'14).....2AC,2CM

No.	MODEL		SXS700E					
	COLOR		Adventure green	Patriot red	Serial number		Applicable block No.	Ref.No.
	CODE		G-152	R-232	From	To		
	Name of colored parts	Basic part No.	G152	R232	From	To		
1	CAP, FR. COVER	64365-040-000	ZH	ZH			F-9	6
2	COVER SET, L. BED SIDE	81565-HL3-A10	ZC	ZE			F-35	11
3	COVER SET, R. BED SIDE	81555-HL3-A10	ZC	ZE			F-35	10
4	COVER, FR. FLOOR	64100-HL3-A00	ZA	ZA			F-6	7
5	COVER, L. DOOR	67252-HL3-A00	ZA	ZA			F-23	16
6	COVER, L. FR. SIDE	83600-HL3-A00	ZA	ZA			F-33	5
7	COVER, L. RR. SIDE	83650-HL3-A00	ZA	ZA			F-33	6
8	COVER, R. DOOR	67251-HL3-A00	ZB	ZB			F-23	15
9	COVER, R. FR. SIDE	83500-HL3-A00	ZA	ZA			F-33	3
10	COVER, R. RR. SIDE	83550-HL3-A00	ZA	ZA			F-33	4
11	DOOR COMP., L. FR.	67215-HL3-A00	ZA	ZA			F-23	6
12	DOOR COMP., R. FR.	67205-HL3-A00	ZA	ZA			F-23	5
13	FENDER, L. FR.	61200-HL3-A00	ZB	ZA			F-10	2
14	FENDER, R. FR.	61100-HL3-A00	ZB	ZA			F-10	1
15	FLOOR, FR.	71131-HL3-A00	ZA	ZA			F-26	2
16	GATE, RR.	81530-HL3-A00	ZA	ZA			F-35	7
17	GRILLE, FR.	61150-HL3-A00	ZA	ZA			F-9	3
18	GRIP, DRIVE SELECT LEVER	54050-HL1-A00	ZA	ZA			F-11	10
19	GRIP, SELECT LEVER	54050-HL3-A00	ZA	ZA			F-11	11

SXS700 (SXS700'14).....2AC,2CM

1

No.	MODEL		SXS700E					
	COLOR		Adventure green	Patriot red	Serial number		Applicable block No.	Ref.No.
	CODE		G-152	R-232				
	Name of colored parts	Basic part No.	G152	R232	From	To		
20	HEADREST	81140-HL3-A00	ZA	ZA			F-24	5
21	HOOD, FR.	61300-HL3-A00	ZB	ZA			F-10	3
22	KNOB, GLOVE BOX	81332-HW5-900	ZA	ZA			F-10	4
23	LID ASSY., GLOVE BOX	68200-HL3-A00	ZB	ZB			F-6	10
24	MARK, L. BED SIDE COVER	86812-HL3-A00	ZB	ZC			F-45	4
25	MARK, R. BED SIDE COVER	86811-HL3-A00	ZB	ZC			F-45	3
26	PANEL ASSY., INSTRUMENT	68100-HL3-A10	ZA	ZA			F-6	9
27	SEATBELT ASSY., FR.	77610-HL3-A01	ZD	ZD			F-25	1

SXS700 (SXS700'14).....3AC,3CM

No.	MODEL		SXS700E				
	COLOR		Close range camo YR-A05L	Serial number		Applicable block No.	Ref.No.
	CODE						
	Name of colored parts	Basic part No.	YRA05	From	To		
1	CAP, FR. COVER	64365-040-000	ZH			F-9	6
2	COVER, FR. FLOOR	64100-HL3-A00	ZA			F-6	7
3	COVER, L. BED SIDE	81560-HL3-A00	ZA			F-35-1	20
4	COVER, L. DOOR	67252-HL3-A00	ZA			F-23	16
5	COVER, L. DOOR	67252-HL3-A00	ZA			F-23-1	13
6	COVER, L. FR. SIDE	83600-HL3-A00	ZA			F-33	5
7	COVER, L. RR. SIDE	83650-HL3-A00	ZA			F-33	6
8	COVER, L. SEAT LATCH	77955-HL3-A00	ZA			F-24-1	24
9	COVER, R. BED SIDE	81550-HL3-A00	ZA			F-35-1	19
10	COVER, R. DOOR	67251-HL3-A00	ZB			F-23	15
11	COVER, R. DOOR	67251-HL3-A00	ZB			F-23-1	12
12	COVER, R. FR. SIDE	83500-HL3-A00	ZA			F-33	3
13	COVER, R. RR. SIDE	83550-HL3-A00	ZA			F-33	4
14	COVER, R. SEAT LATCH	77905-HL3-A00	ZA			F-24-1	17
15	COVER, RR. CENTER	76500-HL3-A00	ZA			F-35-1	3
16	DOOR COMP., L. FR.	67215-HL3-A00	ZA			F-23	6
17	DOOR COMP., R. FR.	67205-HL3-A00	ZA			F-23	5
18	DOOR SET, L. RR.	73605-HL3-A20	ZA			F-23-1	16
19	DOOR SET, R. RR.	73505-HL3-A20	ZA			F-23-1	15
20	FENDER, L. FR.	61200-HL3-A20	ZA			F-10	2
21	FENDER, R. FR.	61100-HL3-A20	ZA			F-10	1
22	FLOOR, FR.	71131-HL3-A00	ZA			F-26	2
23	FOOT WELL, L. RR.	76400-HL3-A00	ZA			F-35-1	2

SXS700 (SXS700'14).....3AC,3CM

No.	MODEL		SXS700E				
	COLOR		Close range camo YR-A05L	Serial number		Applicable block No.	Ref.No.
	CODE						
	Name of colored parts	Basic part No.	YRA05	From	To		
24	FOOT WELL, R. RR.	76300-HL3-A00	ZA			F-35-1	1
25	GATE, RR.	81530-HL3-A00	ZA			F-35-1	13
26	GRILLE, FR.	61150-HL3-A00	ZA			F-9	3
27	GRIP, DRIVE SELECT LEVER	54050-HL1-A00	ZA			F-11	10
28	GRIP, SELECT LEVER	54050-HL3-A00	ZA			F-11	11
29	HEADREST	81140-HL3-A00	ZA			F-24	5
30	HOOD, FR.	61300-HL3-A20	ZA			F-10	3
31	KNOB, GLOVE BOX	81332-HW5-900	ZA			F-10	4
32	LID ASSY., GLOVE BOX	68200-HL3-A00	ZB			F-6	10
33	MARK, L. RR. DOOR	86732-HL3-A20	ZA			F-45	2
34	MARK, R. RR. DOOR	86731-HL3-A20	ZA			F-45	1
35	MUDGUARD, L. RR. STEP	80122-HL3-A00	ZA			F-35-1	5
36	MUDGUARD, R. RR. STEP	80121-HL3-A00	ZA			F-35-1	4
37	PANEL ASSY., INSTRUMENT	68100-HL3-A00	ZA			F-6	9
38	SEATBELT ASSY., FR.	77610-HL3-A01	ZD			F-25	1
39	SEATBELT ASSY., R. RR.	77710-HL3-A01	ZF			F-25	2
40	SEATBELT ASSY., L. RR.	77760-HL3-A01	ZD			F-25	3

SXS700 (SXS700'14).....4AC,4CM

No.	MODEL		SXS700E				
	COLOR		Close range camo YR-A05L	Serial number		Applicable block No.	Ref.No.
	CODE						
	Name of colored parts	Basic part No.	YRA05	From	To		
1	CAP, FR. COVER	64365-040-000	ZH			F-9	6
2	COVER SET, L. BED SIDE	81565-HL3-A30	ZA			F-35	11
3	COVER SET, R. BED SIDE	81555-HL3-A30	ZA			F-35	10
4	COVER, FR. FLOOR	64100-HL3-A00	ZA			F-6	7
5	COVER, L. DOOR	67252-HL3-A00	ZA			F-23	16
6	COVER, L. FR. SIDE	83600-HL3-A00	ZA			F-33	5
7	COVER, L. RR. SIDE	83650-HL3-A00	ZA			F-33	6
8	COVER, R. DOOR	67251-HL3-A00	ZB			F-23	15
9	COVER, R. FR. SIDE	83500-HL3-A00	ZA			F-33	3
10	COVER, R. RR. SIDE	83550-HL3-A00	ZA			F-33	4
11	DOOR COMP., L. FR.	67215-HL3-A00	ZA			F-23	6
12	DOOR COMP., R. FR.	67205-HL3-A00	ZA			F-23	5
13	FENDER, L. FR.	61200-HL3-A20	ZA			F-10	2
14	FENDER, R. FR.	61100-HL3-A20	ZA			F-10	1
15	FLOOR, FR.	71131-HL3-A00	ZA			F-26	2
16	GATE, RR.	81530-HL3-A00	ZA			F-35	7
17	GRILLE, FR.	61150-HL3-A00	ZA			F-9	3
18	GRIP, DRIVE SELECT LEVER	54050-HL1-A00	ZA			F-11	10
19	GRIP, SELECT LEVER	54050-HL3-A00	ZA			F-11	11
20	HEADREST	81140-HL3-A00	ZA			F-24	5
21	HOOD, FR.	61300-HL3-A20	ZA			F-10	3
22	KNOB, GLOVE BOX	81332-HW5-900	ZA			F-10	4
23	LID ASSY., GLOVE BOX	68200-HL3-A00	ZB			F-6	10

SXS700 (SXS700'14).....4AC,4CM

1

No.	MODEL		SXS700E				
	COLOR		Close range camo YR-A05L	Serial number		Applicable block No.	Ref.No.
	CODE						
	Name of colored parts	Basic part No.	YRA05	From	To		
24	MARK, L. BED SIDE COVER	86812-HL3-A30	ZA			F-45	4
25	MARK, R. BED SIDE COVER	86811-HL3-A30	ZA			F-45	3
26	PANEL ASSY., INSTRUMENT	68100-HL3-A10	ZA			F-6	9
27	SEATBELT ASSY., FR.	77610-HL3-A01	ZD			F-25	1

SXS700 (SXS700'14).....AC,CM

No.	MODEL		SXS700E					
	COLOR		Adventure green	Patriot red	Serial number		Applicable block No.	Ref.No.
	CODE		G-152	R-232				
	Name of colored parts	Basic part No.	G152	R232	From	To		
1	CAP, FR. COVER	64365-040-000	ZH	ZH			F-9	6
2	COVER, FR. FLOOR	64100-HL3-A00	ZA	ZA			F-6	7
3	COVER, L. BED SIDE	81560-HL3-A00	ZA	ZA			F-35-1	20
4	COVER, L. DOOR	67252-HL3-A00	ZA	ZA			F-23	16
5	COVER, L. DOOR	67252-HL3-A00	ZA	ZA			F-23-1	13
6	COVER, L. FR. SIDE	83600-HL3-A00	ZA	ZA			F-33	5
7	COVER, L. RR. SIDE	83650-HL3-A00	ZA	ZA			F-33	6
8	COVER, L. SEAT LATCH	77955-HL3-A00	ZA	ZA			F-24-1	24
9	COVER, R. BED SIDE	81550-HL3-A00	ZA	ZA			F-35-1	19
10	COVER, R. DOOR	67251-HL3-A00	ZB	ZB			F-23	15
11	COVER, R. DOOR	67251-HL3-A00	ZB	ZB			F-23-1	12
12	COVER, R. FR. SIDE	83500-HL3-A00	ZA	ZA			F-33	3
13	COVER, R. RR. SIDE	83550-HL3-A00	ZA	ZA			F-33	4
14	COVER, R. SEAT LATCH	77905-HL3-A00	ZA	ZA			F-24-1	17
15	COVER, RR. CENTER	76500-HL3-A00	ZA	ZA			F-35-1	3
16	DOOR COMP., L. FR.	67215-HL3-A00	ZA	ZA			F-23	6
17	DOOR COMP., R. FR.	67205-HL3-A00	ZA	ZA			F-23	5
18	DOOR SET, L. RR.	73605-HL3-A00	ZC	ZE			F-23-1	16
19	DOOR SET, R. RR.	73505-HL3-A00	ZD	ZE			F-23-1	15
20	FENDER, L. FR.	61200-HL3-A00	ZB	ZA			F-10	2
21	FENDER, R. FR.	61100-HL3-A00	ZB	ZA			F-10	1
22	FLOOR, FR.	71131-HL3-A00	ZA	ZA			F-26	2
23	FOOT WELL, L. RR.	76400-HL3-A00	ZA	ZA			F-35-1	2

SXS700 (SXS700'14).....AC,CM

No.	MODEL		SXS700E					
	COLOR		Adventure green	Patriot red	Serial number		Applicable block No.	Ref.No.
	CODE		G-152	R-232	From	To		
	Name of colored parts	Basic part No.	G152	R232				
24	FOOT WELL, R. RR.	76300-HL3-A00	ZA	ZA			F-35-1	1
25	GATE, RR.	81530-HL3-A00	ZA	ZA			F-35-1	13
26	GRILLE, FR.	61150-HL3-A00	ZA	ZA			F-9	3
27	GRIP, DRIVE SELECT LEVER	54050-HL1-A00	ZA	ZA			F-11	10
28	GRIP, SELECT LEVER	54050-HL3-A00	ZA	ZA			F-11	11
29	HEADREST	81140-HL3-A00	ZA	ZA			F-24	5
30	HOOD, FR.	61300-HL3-A00	ZB	ZA			F-10	3
31	KNOB, GLOVE BOX	81332-HW5-900	ZA	ZA			F-10	4
32	LID ASSY., GLOVE BOX	68200-HL3-A00	ZB	ZB			F-6	10
33	MARK, L. RR. DOOR	86732-HL3-A00	ZA	ZB			F-45	2
34	MARK, R. RR. DOOR	86731-HL3-A00	ZA	ZB			F-45	1
35	MUDGUARD, L. RR. STEP	80122-HL3-A00	ZA	ZA			F-35-1	5
36	MUDGUARD, R. RR. STEP	80121-HL3-A00	ZA	ZA			F-35-1	4
37	PANEL ASSY., INSTRUMENT	68100-HL3-A00	ZA	ZA			F-6	9
38	SEATBELT ASSY., FR.	77610-HL3-A01	ZD	ZD			F-25	1
39	SEATBELT ASSY., R. RR.	77710-HL3-A01	ZF	ZF			F-25	2
40	SEATBELT ASSY., L. RR.	77760-HL3-A01	ZD	ZD			F-25	3

SXS700M2 (SXS700M2'15).....2AC,2CM

No.	MODEL		SXS700M2F				
	COLOR		Close range camo YR-A05L	Serial number		Applicable block No.	Ref.No.
	CODE						
	Name of colored parts	Basic part No.	YRA05	From	To		
1	CAP, FR. COVER	64365-040-000	ZH			F-9	6
2	CLIP, ROOF,	90671-S0D-003	YJ			F-34	25
3	COVER SET, L. BED SIDE	81565-HL3-A30	ZA			F-35	11
4	COVER SET, R. BED SIDE	81555-HL3-A30	ZA			F-35	10
5	COVER, FR. FLOOR	64100-HL3-A00	ZA			F-6	7
6	COVER, L. DOOR	67252-HL3-A00	ZA			F-23	16
7	COVER, L. FR. SIDE	83600-HL3-A00	ZA			F-33	5
8	COVER, L. RR. SIDE	83650-HL3-A40	ZA			F-33	6
9	COVER, R. DOOR	67251-HL3-A00	ZB			F-23	15
10	COVER, R. FR. SIDE	83500-HL3-A00	ZA			F-33	3
11	COVER, R. RR. SIDE	83550-HL3-A00	ZA			F-33	4
12	DOOR COMP., L. FR.	67215-HL3-A00	ZA			F-23	6
13	DOOR COMP., R. FR.	67205-HL3-A00	ZA			F-23	5
14	FENDER, L. FR.	61200-HL3-A20	ZA			F-10	2
15	FENDER, R. FR.	61100-HL3-A20	ZA			F-10	1
16	FLOOR, FR.	71131-HL3-A00	ZA			F-26	2
17	GATE, RR.	81530-HL3-A00	ZA			F-35	7
18	GRILLE, FR.	61150-HL3-A00	ZA			F-9	3
19	GRIP, DRIVE SELECT LEVER	54050-HL1-A00	ZA			F-11	10
20	GRIP, SELECT LEVER	54050-HL3-A00	ZA			F-11	11
21	HEADREST	81140-HL3-A00	ZA			F-24	5
22	HOOD, FR.	61300-HL3-A20	ZA			F-10	3
23	KNOB, GLOVE BOX	81332-HW5-900	ZA			F-10	4

SXS700M2 (SXS700M2'15).....2AC,2CM

No.	MODEL		SXS700M2F				
	COLOR		Close range camo YR-A05L	Serial number		Applicable block No.	Ref.No.
	CODE						
	Name of colored parts	Basic part No.	YRA05	From	To		
24	LID ASSY., GLOVE BOX	68200-HL3-A00	ZB			F-6	10
25	MARK, L. BED SIDE COVER	86812-HL3-A30	ZA			F-45	4
26	MARK, R. BED SIDE COVER	86811-HL3-A30	ZA			F-45	3
27	PANEL ASSY., INSTRUMENT	68100-HL3-A10	ZA			F-6	9
28	SEATBELT ASSY., FR.	77610-HL3-A41	ZA			F-25	1

1

SXS700M2 (SXS700M2'15).....AC,CM

No.	MODEL		SXS700M2F					
	COLOR		Adventure green	Patriot red	Serial number		Applicable block No.	Ref.No.
	CODE		G-152	R-232	From	To		
	Name of colored parts	Basic part No.	G152	R232				
1	CAP, FR. COVER	64365-040-000	ZH	ZH			F-9	6
2	CLIP, ROOF,	90671-S0D-003	YJ	YJ			F-34	25
3	COVER SET, L. BED SIDE	81565-HL3-A10	ZD	ZF			F-35	11
4	COVER SET, R. BED SIDE	81555-HL3-A10	ZD	ZF			F-35	10
5	COVER, FR. FLOOR	64100-HL3-A00	ZA	ZA			F-6	7
6	COVER, L. DOOR	67252-HL3-A00	ZA	ZA			F-23	16
7	COVER, L. FR. SIDE	83600-HL3-A00	ZA	ZA			F-33	5
8	COVER, L. RR. SIDE	83650-HL3-A40	ZA	ZA			F-33	6
9	COVER, R. DOOR	67251-HL3-A00	ZB	ZB			F-23	15
10	COVER, R. FR. SIDE	83500-HL3-A00	ZA	ZA			F-33	3
11	COVER, R. RR. SIDE	83550-HL3-A00	ZA	ZA			F-33	4
12	DOOR COMP., L. FR.	67215-HL3-A00	ZA	ZA			F-23	6
13	DOOR COMP., R. FR.	67205-HL3-A00	ZA	ZA			F-23	5
14	FENDER, L. FR.	61200-HL3-A00	ZB	ZA			F-10	2
15	FENDER, R. FR.	61100-HL3-A00	ZB	ZA			F-10	1
16	FLOOR, FR.	71131-HL3-A00	ZA	ZA			F-26	2
17	GATE, RR.	81530-HL3-A00	ZA	ZA			F-35	7
18	GRILLE, FR.	61150-HL3-A00	ZA	ZA			F-9	3
19	GRIP, DRIVE SELECT LEVER	54050-HL1-A00	ZA	ZA			F-11	10
20	GRIP, SELECT LEVER	54050-HL3-A00	ZA	ZA			F-11	11
21	HEADREST	81140-HL3-A00	ZA	ZA			F-24	5
22	HOOD, FR.	61300-HL3-A00	ZB	ZA			F-10	3
23	KNOB, GLOVE BOX	81332-HW5-900	ZA	ZA			F-10	4

SXS700M2 (SXS700M2'15).....AC,CM

No.	MODEL		SXS700M2F					Applicable block No.	Ref.No.
	COLOR		Adventure green	Patriot red	Serial number				
	CODE		G-152	R-232					
	Name of colored parts	Basic part No.	G152	R232	From	To			
24	LID ASSY., GLOVE BOX	68200-HL3-A00	ZB	ZB			F-6	10	
25	MARK, L. BED SIDE COVER	86812-HL3-A00	ZB	ZC			F-45	4	
26	MARK, R. BED SIDE COVER	86811-HL3-A00	ZB	ZC			F-45	3	
27	PANEL ASSY., INSTRUMENT	68100-HL3-A10	ZA	ZA			F-6	9	
28	SEATBELT ASSY., FR.	77610-HL3-A41	ZA	ZA			F-25	1	

1

SXS700M4 (SXS700M4'15).....2AC,2CM

No.	MODEL		SXS700M4F				
	COLOR		Close range camo YR-A05L	Serial number		Applicable block No.	Ref.No.
	CODE						
	Name of colored parts	Basic part No.	YRA05	From	To		
1	CAP, FR. COVER	64365-040-000	ZH			F-9	6
2	CLIP, ROOF,	90671-S0D-003	YJ			F-34	25
3	COVER, FR. FLOOR	64100-HL3-A00	ZA			F-6	7
4	COVER, L. BED SIDE	81560-HL3-A00	ZA			F-35-1	20
5	COVER, L. DOOR	67252-HL3-A00	ZA			F-23	16
6	COVER, L. DOOR	67252-HL3-A00	ZA			F-23-1	13
7	COVER, L. FR. SIDE	83600-HL3-A00	ZA			F-33	5
8	COVER, L. RR. SIDE	83650-HL3-A40	ZA			F-33	6
9	COVER, L. SEAT LATCH	77955-HL3-A00	ZA			F-24-1	24
10	COVER, R. BED SIDE	81550-HL3-A00	ZA			F-35-1	19
11	COVER, R. DOOR	67251-HL3-A00	ZB			F-23	15
12	COVER, R. DOOR	67251-HL3-A00	ZB			F-23-1	12
13	COVER, R. FR. SIDE	83500-HL3-A00	ZA			F-33	3
14	COVER, R. RR. SIDE	83550-HL3-A00	ZA			F-33	4
15	COVER, R. SEAT LATCH	77905-HL3-A00	ZA			F-24-1	17
16	COVER, RR. CENTER	76500-HL3-A00	ZA			F-35-1	3
17	DOOR COMP., L. FR.	67215-HL3-A00	ZA			F-23	6
18	DOOR COMP., R. FR.	67205-HL3-A00	ZA			F-23	5
19	DOOR SET, L. RR.	73605-HL3-A20	ZB			F-23-1	16
20	DOOR SET, R. RR.	73505-HL3-A20	ZB			F-23-1	15
21	FENDER, L. FR.	61200-HL3-A20	ZA			F-10	2
22	FENDER, R. FR.	61100-HL3-A20	ZA			F-10	1
23	FLOOR, FR.	71131-HL3-A00	ZA			F-26	2

SXS700M4 (SXS700M4'15).....2AC,2CM

No.	MODEL		SXS700M4F				
	COLOR		Close range camo YR-A05L	Serial number		Applicable block No.	Ref.No.
	CODE						
	Name of colored parts	Basic part No.	YRA05	From	To		
24	FOOT WELL, L. RR.	76400-HL3-A00	ZA			F-35-1	2
25	FOOT WELL, R. RR.	76300-HL3-A00	ZA			F-35-1	1
26	GATE, RR.	81530-HL3-A00	ZA			F-35-1	13
27	GRILLE, FR.	61150-HL3-A00	ZA			F-9	3
28	GRIP, DRIVE SELECT LEVER	54050-HL1-A00	ZA			F-11	10
29	GRIP, SELECT LEVER	54050-HL3-A00	ZA			F-11	11
30	HEADREST	81140-HL3-A00	ZA			F-24	5
31	HOOD, FR.	61300-HL3-A20	ZA			F-10	3
32	KNOB, GLOVE BOX	81332-HW5-900	ZA			F-10	4
33	LID ASSY., GLOVE BOX	68200-HL3-A00	ZB			F-6	10
34	MARK, L. RR. DOOR	86732-HL3-A20	ZA			F-45	2
35	MARK, R. RR. DOOR	86731-HL3-A20	ZA			F-45	1
36	MUDGUARD, L. RR. STEP	80122-HL3-A00	ZA			F-35-1	5
37	MUDGUARD, R. RR. STEP	80121-HL3-A00	ZA			F-35-1	4
38	PANEL ASSY., INSTRUMENT	68100-HL3-A00	ZA			F-6	9
39	SEATBELT ASSY., FR.	77610-HL3-A41	ZA			F-25	1
40	SEATBELT ASSY., L. RR.	77760-HL3-A01	ZD			F-25	3
41	SEATBELT ASSY., R. RR.	77710-HL3-A01	ZF			F-25	2

SXS700M4 (SXS700M4'15).....AC,CM

No.	MODEL		SXS700M4F					
	COLOR		Nemesis silver metallic R	Patriot red	Serial number		Applicable block No.	Ref.No.
	CODE		NH-B68M-R	R-232	From	To		
	Name of colored parts	Basic part No.	NHB68	R232				
1	CAP, FR. COVER	64365-040-000	ZH	ZH			F-9	6
2	CLIP, ROOF,	90671-S0D-003	YJ	YJ			F-34	25
3	COVER, FR. FLOOR	64100-HL3-A00	ZA	ZA			F-6	7
4	COVER, L. BED SIDE	81560-HL3-A00	ZA	ZA			F-35-1	20
5	COVER, L. DOOR	67252-HL3-A00	ZA	ZA			F-23	16
6	COVER, L. DOOR	67252-HL3-A00	ZA	ZA			F-23-1	13
7	COVER, L. FR. SIDE	83600-HL3-A00	ZA	ZA			F-33	5
8	COVER, L. RR. SIDE	83650-HL3-A40	ZA	ZA			F-33	6
9	COVER, L. SEAT LATCH	77955-HL3-A00	ZA	ZA			F-24-1	24
10	COVER, R. BED SIDE	81550-HL3-A00	ZA	ZA			F-35-1	19
11	COVER, R. DOOR	67251-HL3-A00	ZB	ZB			F-23	15
12	COVER, R. DOOR	67251-HL3-A00	ZB	ZB			F-23-1	12
13	COVER, R. FR. SIDE	83500-HL3-A00	ZA	ZA			F-33	3
14	COVER, R. RR. SIDE	83550-HL3-A00	ZA	ZA			F-33	4
15	COVER, R. SEAT LATCH	77905-HL3-A00	ZA	ZA			F-24-1	17
16	COVER, RR. CENTER	76500-HL3-A00	ZA	ZA			F-35-1	3
17	DOOR COMP., L. FR.	67215-HL3-A00	ZA	ZA			F-23	6
18	DOOR COMP., R. FR.	67205-HL3-A00	ZA	ZA			F-23	5
19	DOOR SET, L. RR.	73605-HL3-A40	ZA	ZA			F-23-1	16
20	DOOR SET, R. RR.	73505-HL3-A40	ZA	ZA			F-23-1	15
21	FENDER, L. FR.	61200-HL3-A00	ZD	ZA			F-10	2
22	FENDER, R. FR.	61100-HL3-A00	ZD	ZA			F-10	1
23	FLOOR, FR.	71131-HL3-A00	ZA	ZA			F-26	2

SXS700M4 (SXS700M4'15).....AC,CM

No.	MODEL		SXS700M4F					
	COLOR		Nemesis silver metallic R	Patriot red	Serial number		Applicable block No.	Ref.No.
	CODE		NH-B68M-R	R-232	From	To		
	Name of colored parts	Basic part No.	NHB68	R232				
24	FOOT WELL, L. RR.	76400-HL3-A00	ZA	ZA			F-35-1	2
25	FOOT WELL, R. RR.	76300-HL3-A00	ZA	ZA			F-35-1	1
26	GATE, RR.	81530-HL3-A00	ZA	ZA			F-35-1	13
27	GRILLE, FR.	61150-HL3-A00	ZA	ZA			F-9	3
28	GRIP, DRIVE SELECT LEVER	54050-HL1-A00	ZA	ZA			F-11	10
29	GRIP, SELECT LEVER	54050-HL3-A00	ZA	ZA			F-11	11
30	HEADREST	81140-HL3-A00	ZA	ZA			F-24	5
31	HOOD, FR.	61300-HL3-A00	ZD	ZA			F-10	3
32	KNOB, GLOVE BOX	81332-HW5-900	ZA	ZA			F-10	4
33	LID ASSY., GLOVE BOX	68200-HL3-A00	ZB	ZB			F-6	10
34	MARK, L. RR. DOOR	86732-HL3-A40	ZA	ZA			F-45	2
35	MARK, R. RR. DOOR	86731-HL3-A40	ZA	ZA			F-45	1
36	MUDGUARD, L. RR. STEP	80122-HL3-A00	ZA	ZA			F-35-1	5
37	MUDGUARD, R. RR. STEP	80121-HL3-A00	ZA	ZA			F-35-1	4
38	PANEL ASSY., INSTRUMENT	68100-HL3-A00	ZA	ZA			F-6	9
39	SEATBELT ASSY., FR.	77610-HL3-A41	ZA	ZA			F-25	1
40	SEATBELT ASSY., L. RR.	77760-HL3-A01	ZD	ZD			F-25	3
41	SEATBELT ASSY., R. RR.	77710-HL3-A01	ZF	ZF			F-25	2

Fuel hose, general purpose hoses and vinyl hose

- The standard part fuel hose, general purpose hose and vinyl hose may be substituted by the coiled bulk part.
- When ordering the standard part fuel hose, general purpose hose and vinyl hose use the bulk part number written in the parts catalogue in brackets () underneath the part name, or use the catalogue below.
(The bulk part standard length is 1 m, however, those displayed in the catalogue < > are available in 3 m and 8 m lengths.)
- When exchanging the hose, cut and use at the specified length as mentioned in the part name.
(For the method of cutting the bulk part, and method of filling out orders etc., please refer to the service manual and the instructions issued with the bulk part.)
- The list below is a catalogue of the standard part numbers and bulk part numbers. Note that those numbers are applicable to the listed replacement parts only.

Fuel hoses/Tubes			
Standard part No.	Bulk part No.	Bulk part	
		Inner diameter (mm)	Length (m)
95001-30xxx-2x	95001-30001-20M	3.0	1
95001-30xxx-3x	95001-30001-30M	3.0	1
95001-30xxx-4x	95001-30001-40M	3.0	1
95001-35xxx-2x	95001-35001-50M <95001-35003-50M>	3.5	1 3
95001-35xxx-3x	95001-35001-60M <95001-35003-60M>	3.5	1 3
95001-35xxx-4x	95001-35001-60M <95001-35003-60M>	3.5	1 3
95001-35xxx-5x	95001-35001-50M <95001-35003-50M>	3.5	1 3
95001-35xxx-6x	95001-35001-60M <95001-35003-60M>	3.5	1 3
95001-45xxx-2x	95001-45001-50M <95001-45003-50M>	4.5	1 3
95001-45xxx-3x	95001-45001-60M <95001-45003-60M> <95001-45008-60M>	4.5	1 3 8
95001-45xxx-4x	95001-45001-60M <95001-45003-60M> <95001-45008-60M>	4.5	1 3 8
95001-45xxx-5x	95001-45001-50M <95001-45003-50M>	4.5	1 3
95001-45xxx-6x	95001-45001-60M <95001-45003-60M> <95001-45008-60M>	4.5	1 3 8
95001-55xxx-2x	95001-55001-50M <95001-55003-50M> <95001-55008-50M>	5.5	1 3 8

Fuel hoses/Tubes			
Standard part No.	Bulk part No.	Bulk part	
		Inner diameter (mm)	Length (m)
95001-55xxx-3x	95001-55001-60M <95001-55003-60M> <95001-55008-60M>	5.5	1 3 8
95001-55xxx-4x	95001-55001-60M <95001-55003-60M> <95001-55008-60M>	5.5	1 3 8
95001-55xxx-5x	95001-55001-50M <95001-55003-50M> <95001-55008-50M>	5.5	1 3 8
95001-55xxx-6x	95001-55001-60M <95001-55003-60M> <95001-55008-60M>	5.5	1 3 8
95001-75xxx-2x	95001-75001-50M <95001-75003-50M>	7.5	1 3
95001-75xxx-3x	95001-75001-60M <95001-75003-60M> <95001-75008-60M>	7.5	1 3 8
95001-75xxx-4x	95001-75001-60M <95001-75003-60M> <95001-75008-60M>	7.5	1 3 8
95001-75xxx-5x	95001-75001-50M <95001-75003-50M>	7.5	1 3
95001-75xxx-6x	95001-75001-60M <95001-75003-60M> <95001-75008-60M>	7.5	1 3 8
95001-80xxx-2x	95001-80001-50M	8.0	1
95001-80xxx-3x	95001-80001-60M	8.0	1
95001-80xxx-4x	95001-80001-60M	8.0	1
95001-80xxx-5x	95001-80001-50M	8.0	1
95001-80xxx-6x	95001-80001-60M	8.0	1

Vinyl tube				
Standard part No.	Bulk part No.	Bulk part		
		Inner dia- meter (mm)	Outer dia-meter (mm)	Length (m)
95003-01xxx-3x	95003-01001-60M <95003-01003-60M>	2.9	6.8	1 3
95003-01xxx-60	95003-01001-60M <95003-01003-60M>	2.9	6.8	1 3
95003-03xxx-3x	95003-03001-60M <95003-03003-60M>	3.0	6.0	1 3
95003-03xxx-60	95003-03001-60M <95003-03003-60M>	3.0	6.0	1 3
95003-05xxx-3x	95003-05001-60M <95003-05003-60M> <95003-05008-60M>	3.5	6.5	1 3 8
95003-05xxx-60	95003-05001-60M <95003-05003-60M> <95003-05008-60M>	3.5	6.5	1 3 8
95003-07xxx-1x	95003-07001-10M <95003-07003-10M> <95003-07008-10M>	4.0	7.0	1 3 8
95003-07xxx-20	95003-07001-10M <95003-07003-10M> <95003-07008-10M>	4.0	7.0	1 3 8
95003-07xxx-3x	95003-07001-60M <95003-07003-60M> <95003-07008-60M>	4.0	7.0	1 3 8
95003-07xxx-60	95003-07001-60M <95003-07003-60M> <95003-07008-60M>	4.0	7.0	1 3 8
95003-07xxx-7x	95003-07001-70M <95003-07003-70M> <95003-07008-70M>	4.0	7.0	1 3 8
95003-08xxx-1x	95003-08001-10M <95003-08003-10M> <95003-08008-10M>	4.5	6.5	1 3 8
95003-09xxx-3x	95003-09001-60M <95003-09003-60M>	4.5	8.0	1 3
95003-09xxx-60	95003-09001-60M <95003-09003-60M>	4.5	8.0	1 3
95003-10xxx-1x	95003-10001-10M <95003-10003-10M>	5.0	8.0	1 3
95003-10xxx-20	95003-10001-10M <95003-10003-10M>	5.0	8.0	1 3
95003-10xxx-3x	95003-10001-60M <95003-10003-60M>	5.0	8.0	1 3
95003-10xxx-60	95003-10001-60M <95003-10003-60M>	5.0	8.0	1 3
95003-11xxx-3x	95003-11001-60M <95003-11003-60M> <95003-11008-60M>	5.0	9.0	1 3 8
95003-11xxx-60	95003-11001-60M <95003-11003-60M> <95003-11008-60M>	5.0	9.0	1 3 8
95003-12xxx-1x	95003-12001-10M <95003-12003-10M> <95003-12008-10M>	5.0	7.0	1 3 8
95003-12xxx-20	95003-12001-10M <95003-12003-10M> <95003-12008-10M>	5.0	7.0	1 3 8

Vinyl tube				
Standard part No.	Bulk part No.	Bulk part		
		Inner dia- meter (mm)	Outer dia-meter (mm)	Length (m)
95003-14xxx-1x	95003-14001-10M <95003-14003-10M>	6.0	9.0	1 3
95003-14xxx-20	95003-14001-10M <95003-14003-10M>	6.0	9.0	1 3
95003-14xxx-3x	95003-14001-60M <95003-14003-60M>	6.0	9.0	1 3
95003-17xxx-1x	95003-17001-10M <95003-17003-10M>	7.0	9.0	1 3
95003-19xxx-1x	95003-19001-10M <95003-19003-10M> <95003-19008-10M>	7.0	11.0	1 3 8
95003-19xxx-20	95003-19001-10M <95003-19003-10M> <95003-19008-10M>	7.0	11.0	1 3 8
95003-19xxx-3x	95003-19001-60M <95003-19003-60M> <95003-19008-60M>	7.0	11.0	1 3 8
95003-19xxx-60	95003-19001-60M <95003-19003-60M> <95003-19008-60M>	7.0	11.0	1 3 8
95003-21xxx-1x	95003-21001-10M <95003-21003-10M>	8.0	9.0	1 3
95003-21xxx-20	95003-21001-10M <95003-21003-10M>	8.0	9.0	1 3
95003-23xxx-1x	95003-23001-10M <95003-23003-10M>	8.0	12.0	1 3
95003-23xxx-20	95003-23001-10M <95003-23003-10M>	8.0	12.0	1 3
95003-23xxx-3x	95003-23001-60M <95003-23003-60M> <95003-23008-60M>	8.0	12.0	1 3 8
95003-23xxx-60	95003-23001-60M <95003-23003-60M> <95003-23008-60M>	8.0	12.0	1 3 8
95003-25xxx-1x	95003-25001-10M <95003-25003-10M>	9.0	11.0	1 3
95003-25xxx-20	95003-25001-10M <95003-25003-10M>	9.0	11.0	1 3
95003-25xxx-3x	95003-25001-60M <95003-25003-60M>	9.0	11.0	1 3
95003-25xxx-7x	95003-25001-70M <95003-25003-70M>	9.0	11.0	1 3
95003-27xxx-1x	95003-27001-10M <95003-27003-10M>	9.0	13.0	1 3
95003-27xxx-20	95003-27001-10M <95003-27003-10M>	9.0	13.0	1 3
95003-27xxx-3x	95003-27001-60M <95003-27003-60M>	9.0	13.0	1 3
95003-27xxx-60	95003-27001-60M <95003-27003-60M>	9.0	13.0	1 3
95003-33xxx-1x	95003-33001-10M <95003-33003-10M>	10.0	14.0	1 3
95003-33xxx-20	95003-33001-10M <95003-33003-10M>	10.0	14.0	1 3

Vinyl tube				
Standard part No.	Bulk part No.	Bulk part		
		Inner dia- meter (mm)	Outer dia-meter (mm)	Length (m)
95003-36xxx-1x	95003-36001-10M <95003-36003-10M> <95003-36008-10M>	11.0	13.0	1 3 8
95003-36xxx-20	95003-36001-10M <95003-36003-10M> <95003-36008-10M>	11.0	13.0	1 3 8
95003-37xxx-3x	95003-37001-60M <95003-37003-60M>	11.0	15.0	1 3
95003-37xxx-60	95003-37001-60M <95003-37003-60M>	11.0	15.0	1 3
95003-38xxx-1x	95003-38001-10M <95003-38003-10M>	12.0	13.0	1 3
95003-38xxx-20	95003-38001-10M <95003-38003-10M>	12.0	13.0	1 3
95003-39xxx-1x	95003-39001-10M <95003-39003-10M>	12.0	14.0	1 3
95003-39xxx-20	95003-39001-10M <95003-39003-10M>	12.0	14.0	1 3
95003-40xxx-20	95003-40001-10M <95003-40003-10M>	12.0	16.0	1 3
95003-40xxx-3x	95003-40001-60M <95003-40003-60M>	12.0	16.0	1 3
95003-40xxx-60	95003-40001-60M <95003-40003-60M>	12.0	16.0	1 3
95003-43xxx-1x	95003-43001-10M <95003-43003-10M> <95003-43008-10M>	13.0	15.0	1 3 8
95003-43xxx-20	95003-43001-10M <95003-43003-10M> <95003-43008-10M>	13.0	15.0	1 3 8
95003-45xxx-1x	95003-45001-10M <95003-45003-10M> <95003-45008-10M>	14.0	18.0	1 3 8
95003-45xxx-20	95003-45001-10M <95003-45003-10M> <95003-45008-10M>	14.0	18.0	1 3 8
95003-50xxx-1x	95003-50001-10M <95003-50003-10M>	16.0	19.0	1 3
95003-50xxx-20	95003-50001-10M <95003-50003-10M>	16.0	19.0	1 3
95003-50xxx-3x	95003-50001-60M <95003-50003-60M>	16.0	19.0	1 3
95003-55xxx-1x	95003-55001-10M <95003-55003-10M>	17.5	20.5	1 3
95003-55xxx-20	95003-55001-10M <95003-55003-10M>	17.5	20.5	1 3
95003-60xxx-1x	95003-60001-10M <95003-60003-10M>	22.0	27.0	1 3
95003-60xxx-20	95003-60001-10M <95003-60003-10M>	22.0	27.0	1 3
95003-60xxx-3x	95003-60001-60M <95003-60003-60M>	22.0	27.0	1 3
95003-60xxx-60	95003-60001-60M <95003-60003-60M>	22.0	27.0	1 3

General purpose hoses			
Standard part No.	Bulk part No.	Bulk part	
		Inner diameter (mm)	Length (m)
95005-11xxx-3x	95005-11001-30M	11.0	1
95005-11xxx-5x	95005-11001-50M	11.0	1
95005-12xxx-1x	95005-12001-10M <95005-12003-10M>	12.0	1 3
95005-12xxx-2x	95005-12001-20M	12.0	1
95005-12xxx-3x	95005-12001-30M	12.0	1
95005-12xxx-5x	95005-12001-50M	12.0	1
95005-14xxx-1x	95005-14001-10M	14.0	1
95005-14xxx-2x	95005-14001-20M <95005-14003-20M>	14.0	1 3
95005-14xxx-3x	95005-14001-30M	14.0	1
95005-14xxx-5x	95005-14001-50M	14.0	1
95005-17xxx-1x	95005-17001-10M	17.0	1
95005-17xxx-2x	95005-17001-20M	17.0	1
95005-17xxx-3x	95005-17001-30M	17.0	1
95005-17xxx-5x	95005-17001-50M	17.0	1
95005-30xxx-3x	95005-30001-30M	3.0	1
95005-30xxx-5x	95005-30001-50M	3.0	1
95005-35xxx-1x	95005-35001-10M <95005-35003-10M> <95005-35008-10M>	3.5	1 3 8
95005-35xxx-2x	95005-35001-20M	3.5	1
95005-35xxx-3x	95005-35001-30M	3.5	1
95005-35xxx-4x	95005-35001-10M <95005-35003-10M> <95005-35008-10M>	3.5	1 3 8
95005-35xxx-5x	95005-35001-50M	3.5	1
95005-45xxx-1x	95005-45001-10M <95005-45003-10M> <95005-45008-10M>	4.5	1 3 8
95005-45xxx-2x	95005-45001-20M	4.5	1
95005-45xxx-3x	95005-45001-30M	4.5	1

General purpose hoses			
Standard part No.	Bulk part No.	Bulk part	
		Inner diameter (mm)	Length (m)
95005-45xxx-4x	95005-45001-10M <95005-45003-10M> <95005-45008-10M>	4.5	1 3 8
95005-45xxx-5x	95005-45001-50M	4.5	1
95005-50xxx-3x	95005-50001-30M <95005-50003-30M>	5.0	1 3
95005-50xxx-5x	95005-50001-50M	5.0	1
95005-55xxx-1x	95005-55001-10M <95005-55003-10M> <95005-55008-10M>	5.3	1 3 8
95005-55xxx-2x	95005-55001-20M <95005-55003-20M>	5.3	1 3
95005-55xxx-4x	95005-55001-10M <95005-55003-10M> <95005-55008-10M>	5.3	1 3 8
95005-65xxx-1x	95005-65001-10M <95005-65003-10M>	6.5	1 3
95005-65xxx-2x	95005-65001-20M	6.5	1
95005-70xxx-3x	95005-70001-30M <95005-70003-30M>	7.0	1 3
95005-70xxx-5x	95005-70001-50M	7.0	1
95005-75xxx-1x	95005-75001-10M <95005-75003-10M>	7.3	1 3
95005-75xxx-2x	95005-75001-20M	7.3	1
95005-80xxx-1x	95005-80001-10M <95005-80003-10M>	8.0	1 3
95005-80xxx-2x	95005-80001-20M	8.0	1
95005-80xxx-3x	95005-80001-30M	8.0	1
95005-80xxx-5x	95005-80001-50M	8.0	1
95005-91xxx-3x	95005-91001-30M	12.0	1
95005-91xxx-5x	95005-91001-50M	12.0	1
95005-92xxx-3x	95005-92001-30M	12.0	1
95005-92xxx-5x	95005-92001-50M	12.0	1

NOTE: X is displayed to represent the omitted numerals and letters of the roman alphabet.

⊙ **CAUTION: It is DANGEROUS to confuse the fuel hose with the general purpose hose or vinyl hose.**

Never use a general purpose hose or vinyl hose in place of a fuel hose or vice versa. Always use the correct bulk part in the parts catalogue, according to the service manual or the instructions issued with the bulk part.

• Bulk part number of fuel hose, general purpose hose and vinyl hose.

(Example)

9 5 0 0 1 - 7 5 0 0 1 - 5 0 M

Bulk part number: Refers to the bulk part.

Marking code (hose type): (fuel hose and general purpose hose)

Change code (for added hose): (Vinyl hose)

- Indicates number mark or change sequence, however, the code for the bulk part must be strictly 0 (zero).

Types of code:

- Fuel hose
 - 2: Red outside braid (3 mm inside dia. only)
 - 5: Black inside braid
 - 3: Red (3 mm inside dia. only)
 - 4: Ash gray with red stripe (3 mm inside dia. only)
 - 6: Black
- Vinyl hose
 - 1: Clear
 - 2: Black
 - 3: Light red
 - 6: Light red
 - 7: Pale black
- General hose
 - 1: Ash gray
 - 2: Ash gray
 - 3: Black
 - 5: Black

Lengths: 001: 1 m (standard)
003: 3 m
008: 8 m

I.D code: (fuel hose and general purpose hose)

- 30: 3.0 mm
- 35: 3.5 mm
- 45: 4.5 mm
- 50: 5.0 mm
- 55: 5.3 mm, 5.5 mm
- 65: 6.5 mm
- 70: 7.0 mm
- 75: 7.3 mm, 7.5 mm
- 80: 8.0 mm
- 11: 11 mm
- 91: 12 mm (outside dia. 15) mm
- 92: 12 mm (outside dia. 16) mm
- 12: 12 mm (outside dia. 17) mm
- 14: 14 mm
- 17: 17 mm

ID./OD. code: (vinyl hose)

- 01: ID. 2.9, OD. 6.8 mm
- 03: ID. 3.0, OD. 6.0 mm
- 05: ID. 3.5, OD. 6.5 mm
- 07: ID. 4.0, OD. 7.0 mm
- 08: ID. 4.5, OD. 6.5 mm
- 09: ID. 4.5, OD. 8.0 mm
- 12: ID. 5.0, OD. 7.0 mm
- 10: ID. 5.0, OD. 8.0 mm
- 11: ID. 5.0, OD. 9.0 mm
- 14: ID. 6.0, OD. 9.0 mm
- 17: ID. 7.0, OD. 9.0 mm
- 19: ID. 7.0, OD. 11.0 mm
- 21: ID. 8.0, OD. 9.0 mm
- 23: ID. 8.0, OD. 12.0 mm
- 25: ID. 9.0, OD. 11.0 mm
- 27: ID. 9.0, OD. 13.0 mm
- 33: ID. 10.0, OD. 14.0 mm
- 36: ID. 11.0, OD. 13.0 mm
- 37: ID. 11.0, OD. 15.0 mm
- 38: ID. 12.0, OD. 13.0 mm
- 39: ID. 12.0, OD. 14.0 mm
- 40: ID. 12.0, OD. 16.0 mm
- 43: ID. 13.0, OD. 15.0 mm
- 45: ID. 14.0, OD. 18.0 mm
- 50: ID. 16.0, OD. 19.0 mm
- 55: ID. 17.5, OD. 20.5 mm
- 60: ID. 22.0, OD. 27.0 mm

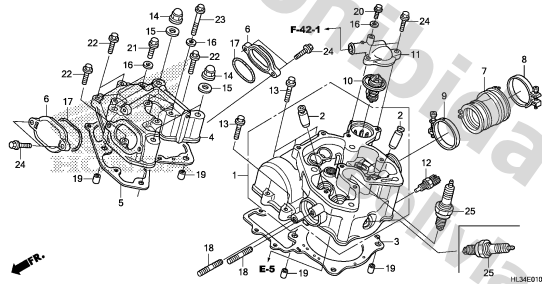
Hose type: 1: Fuel hose
3: Vinyl hose
5: General hose

ENGINE GROUP

C13

E-1

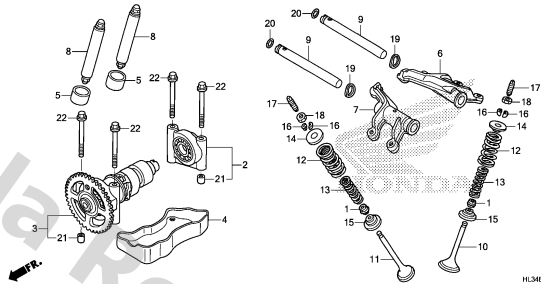
CYLINDER HEAD



E 1

E-2

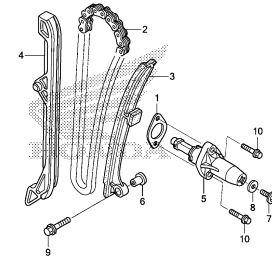
CAMSHAFT/VALVE



E 3

E-3

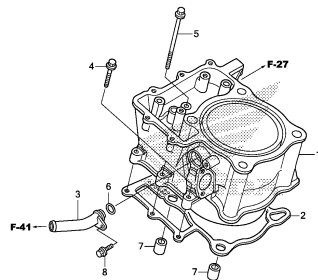
CAM CHAIN/TENSIONER



E 4

E-4

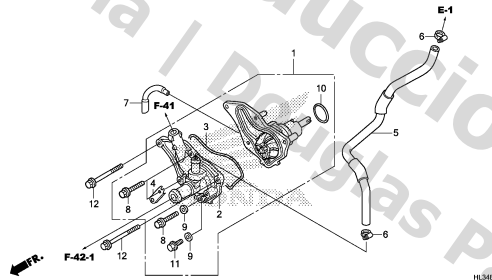
CYLINDER



E 5

E-5

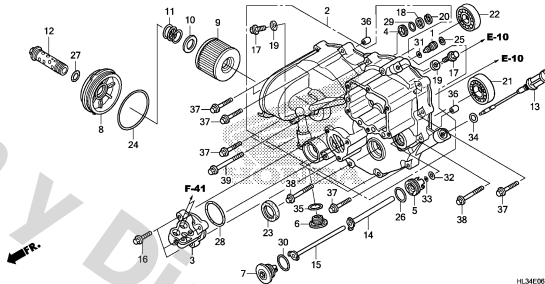
WATER PUMP



E 6

E-6

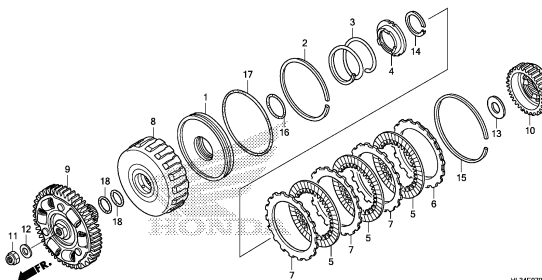
FRONT CRANKCASE COVER



E 7

E-7

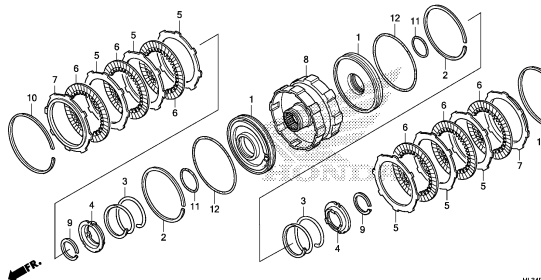
CLUTCH(LOW)



E 9

E-8

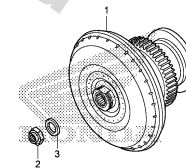
CLUTCH(2-3)



E11

E-9

TORQUE CONVERTER



E12

2

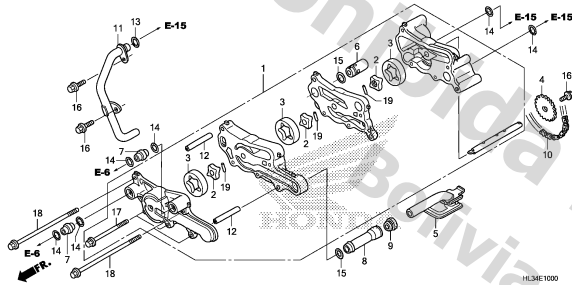
ENGINE GROUP

C14

E-10

OIL PUMP

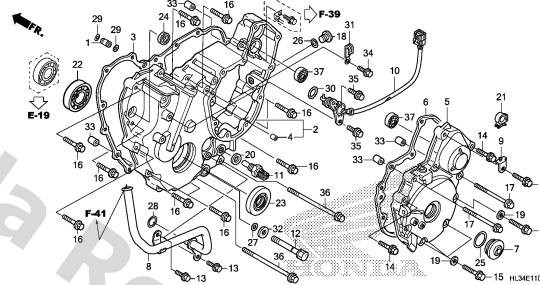
E13



E-11

REAR CRANKCASE COVER

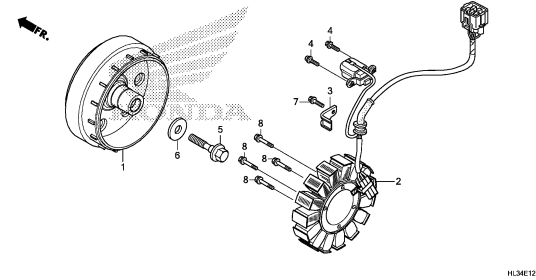
E14



E-12

GENERATOR

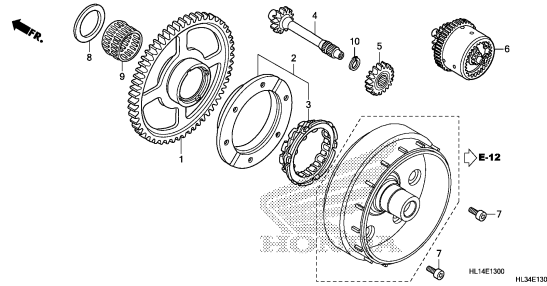
E16



E-13

STARTING GEAR

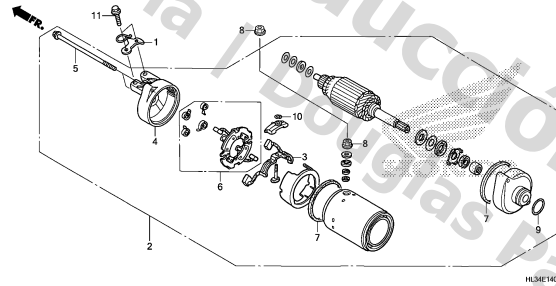
F 1



E-14

STARTING MOTOR

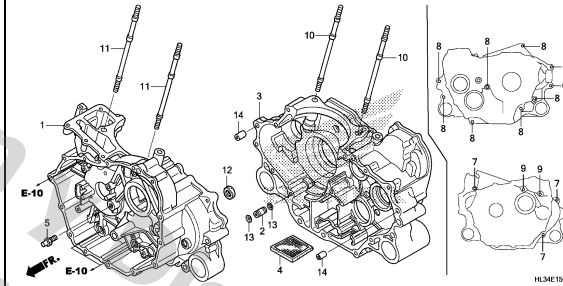
F 2



E-15

CRANKCASE

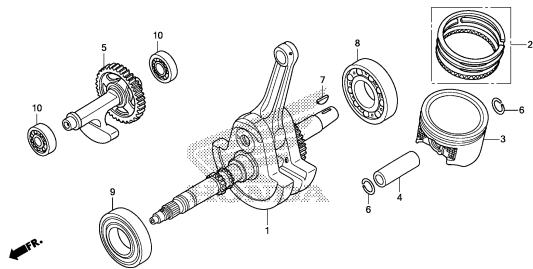
F 3



E-16

CRANK SHAFT/PISTON

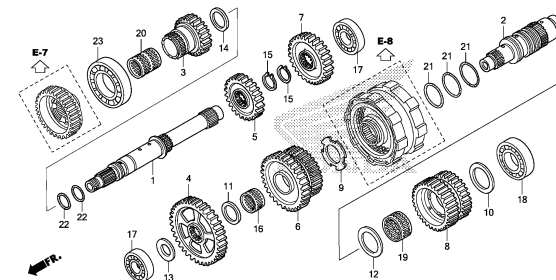
F 4



E-17

TRANSMISSION

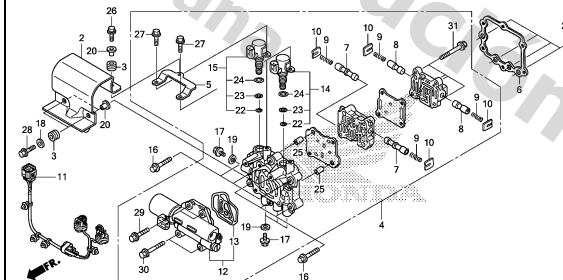
F 5



E-18

MAIN VALVE BODY

F 7



2

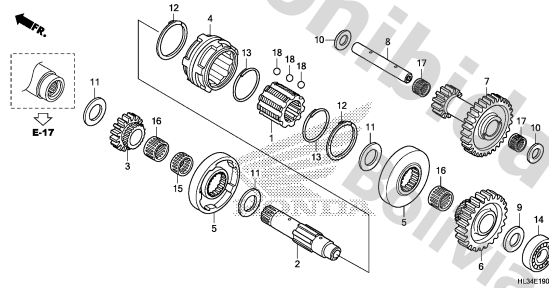
ENGINE GROUP

C15

E-19

REVERSE GEAR

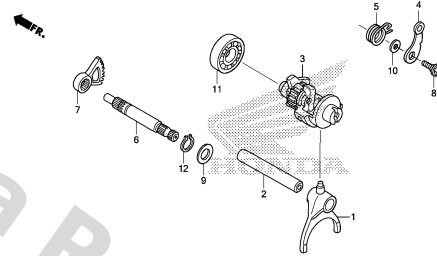
F 9



E-20

GEARSHIFT FORK

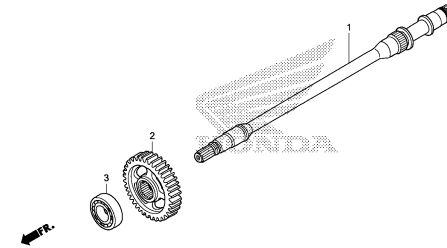
F10



E-21

FINAL SHAFT

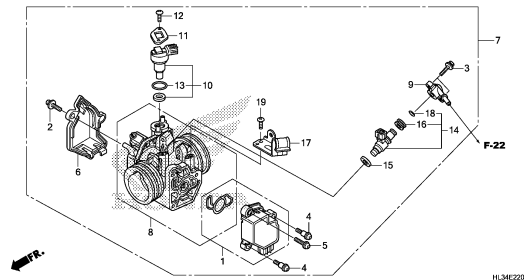
F11



E-22

THROTTLE BODY

F12



2

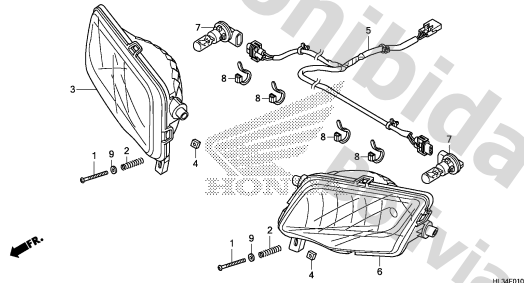
FRAME GROUP

C16

F-1

HEADLIGHT

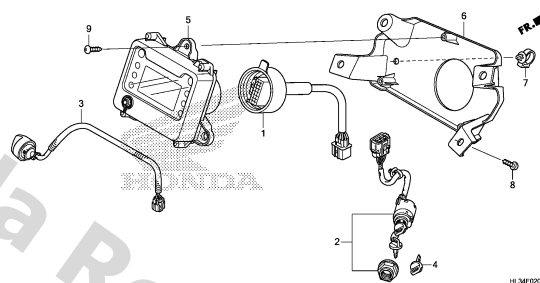
G 1



F-2

SWITCH/METER

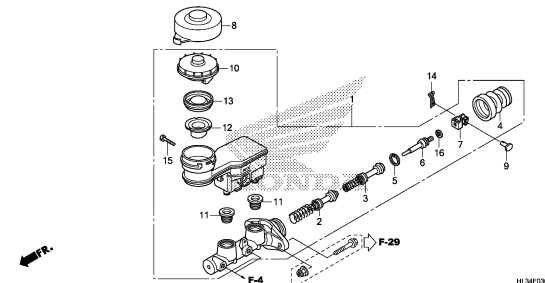
G 2



F-3

FR. BRAKE MASTER CYLINDER

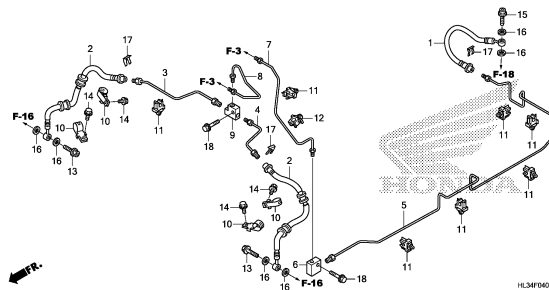
G 3



F-4

BRAKE PIPE

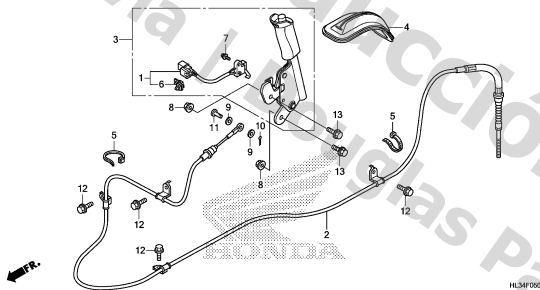
G 4



F-5

PARKING BRAKE

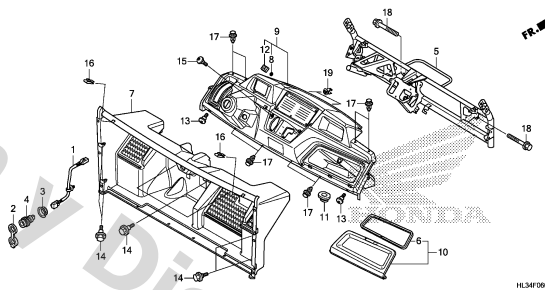
G 5



F-6

INSTRUMENT PANEL

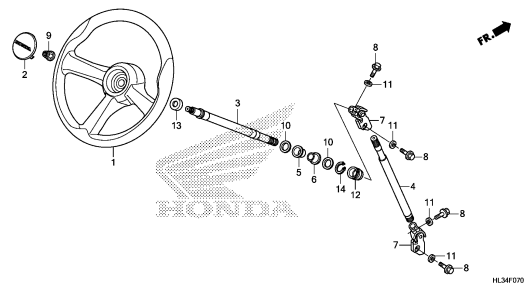
G 6



F-7

STEERING WHEEL/STEERING SHAFT

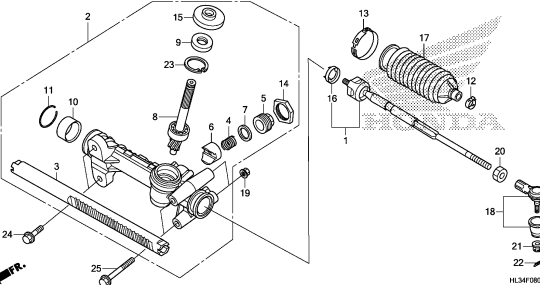
G 7



F-8

STEERING GEAR BOX/TIE ROD

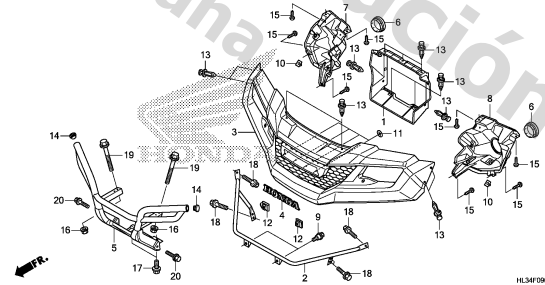
G 8



F-9

FRONT GRILLE/FRONT BUMPER

G 9



3

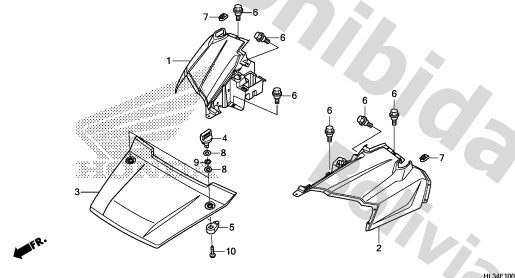
FRAME GROUP

D 1

F-10

FRONT FENDER/HOOD

G10

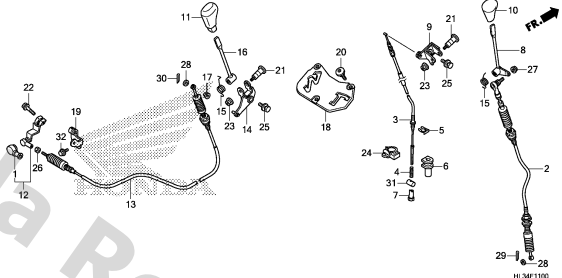


HL3MF1000

F-11

SHIFT LEVER/SELECT LEVER

G12

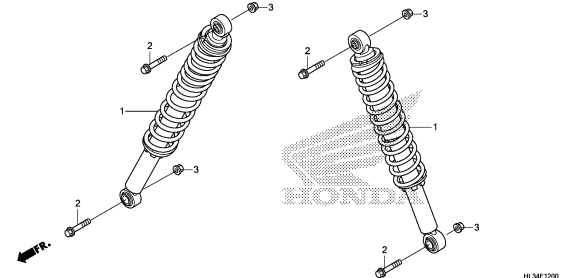


HL3MF1100

F-12

FRONT CUSHION

G14

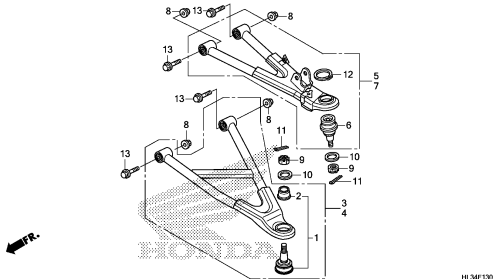


HL3MF1200

F-13

FRONT ARM

G15

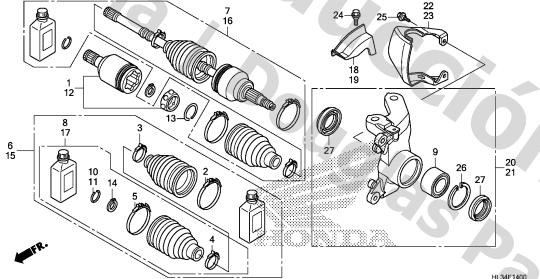


HL3MF1300

F-14

FRONT KNUCKLE/FRONT DRIVESHAFT

G16

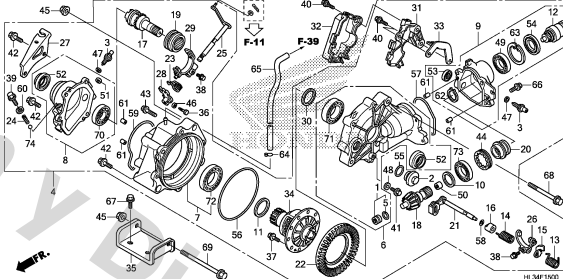


HL3MF1400

F-15

FRONT FINAL GEAR

H 2

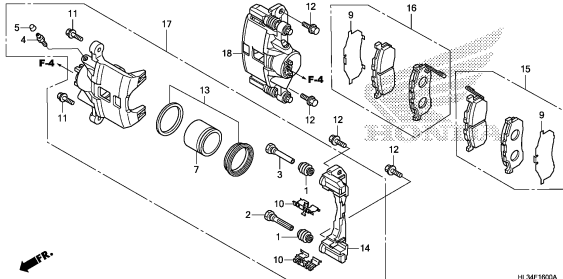


HL3MF1500

F-16

FRONT BRAKE CALIPER

H 6

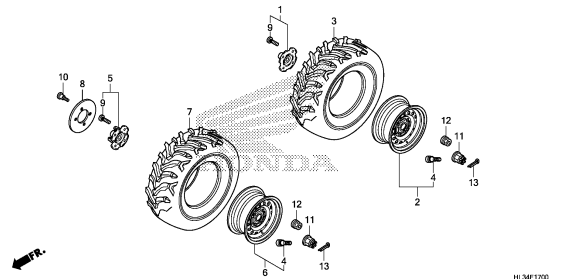


HL3MF1600A

F-17

WHEEL

H 7

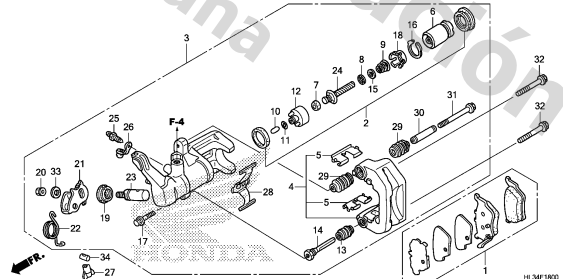


HL3MF1700

F-18

REAR BRAKE CALIPER

H 8



HL3MF1800

3

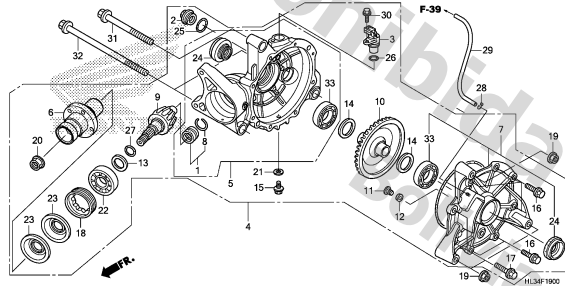
FRAME GROUP

D 2

F-19

FINAL DRIVEN GEAR

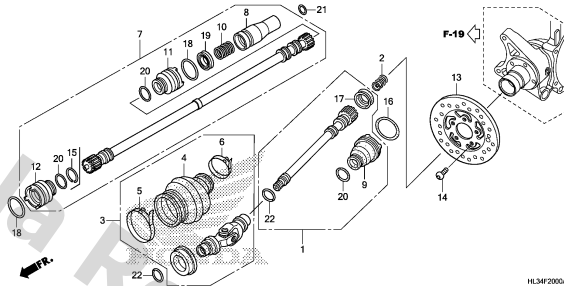
H10



F-20

PROPELLER SHAFT

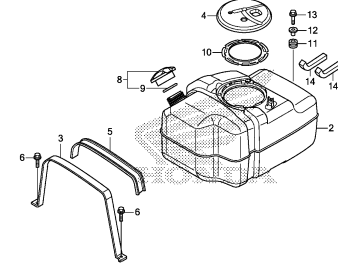
H12



F-21

FUEL TANK

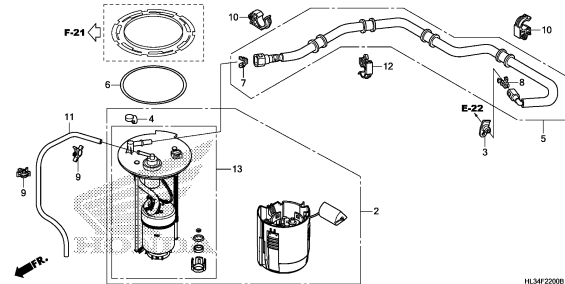
H13



F-22

FUEL PUMP

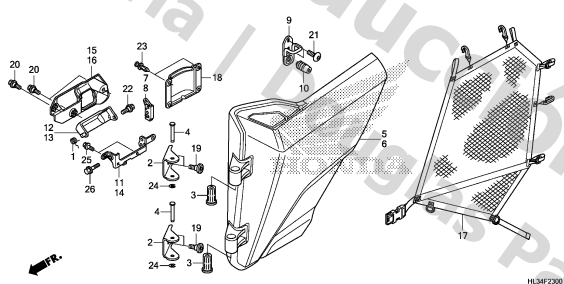
H14



F-23

FRONT DOOR

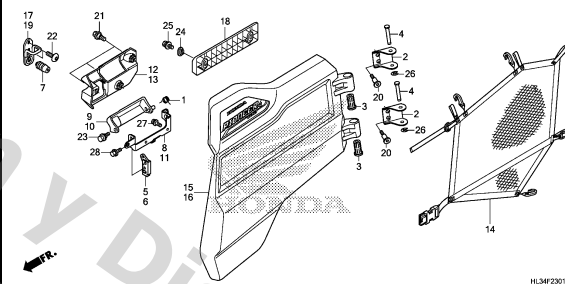
H15



F-23-1

REAR DOOR

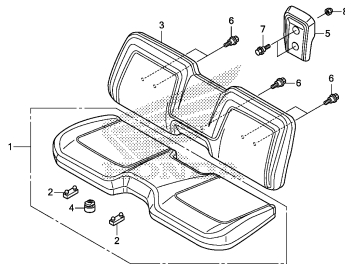
I 1



F-24

FRONT SEAT

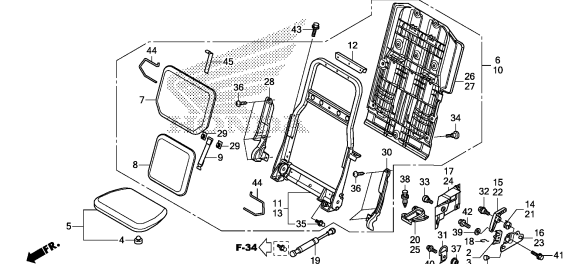
I 3



F-24-1

REAR SEAT

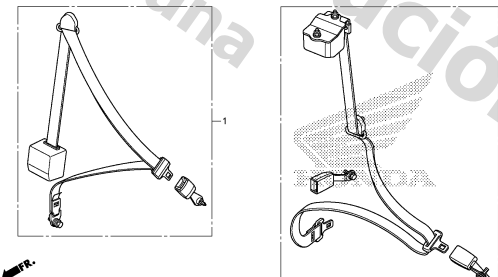
I 4



F-25

SEATBELT

I 7



3

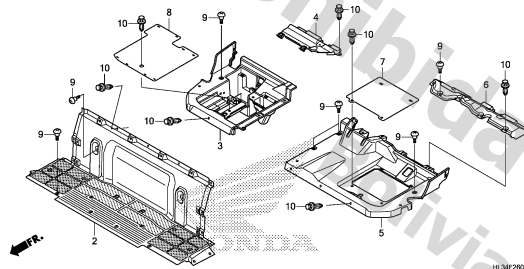
FRAME GROUP

D 3

F-26

SEAT BOTTOM COVER

I 8

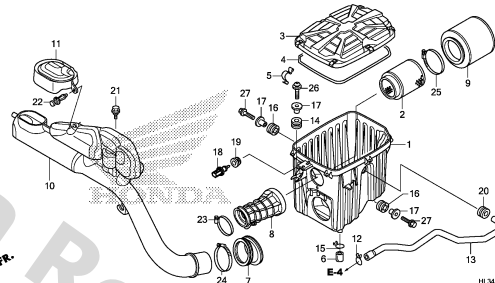


HL3MF260A

F-27

AIR CLEANER

I 9

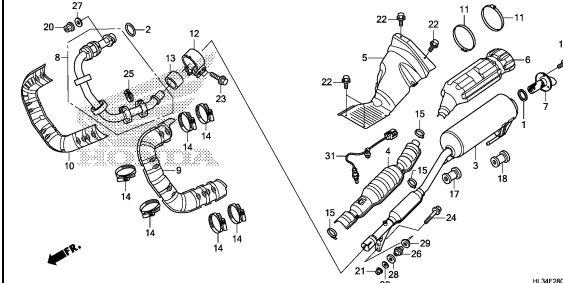


HL3MF2700

F-28

EXHAUST MUFFLER

I11

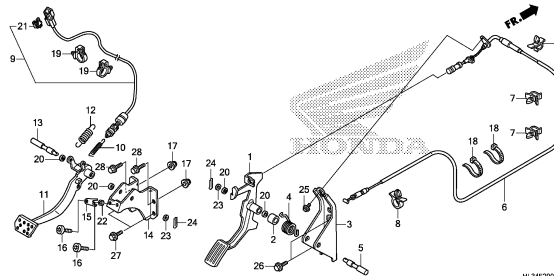


HL3MF2800C

F-29

PEDAL

I13

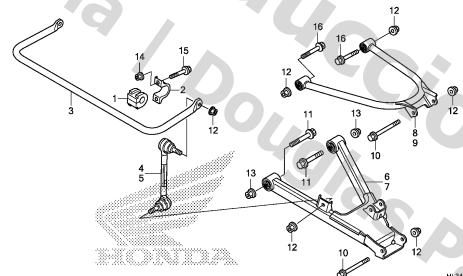


HL3MF2900

F-30

REAR ARM

I15

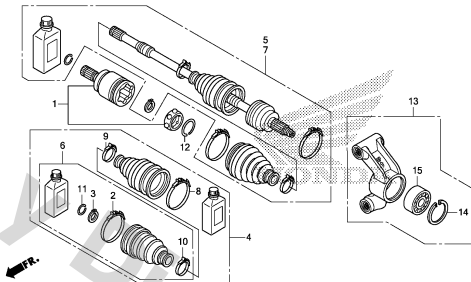


HL3MF3000

F-31

REAR KNUCKLE/REAR DRIVESHAFT

I16

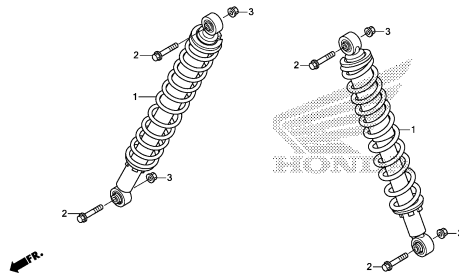


HL3MF3100

F-32

REAR CUSHION

J 1

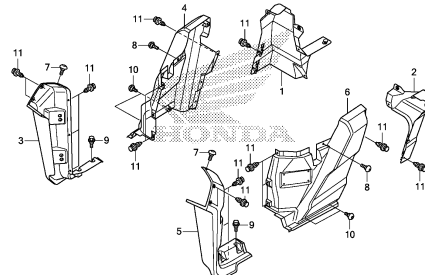


HL3MF3200

F-33

SIDE COVER

J 2

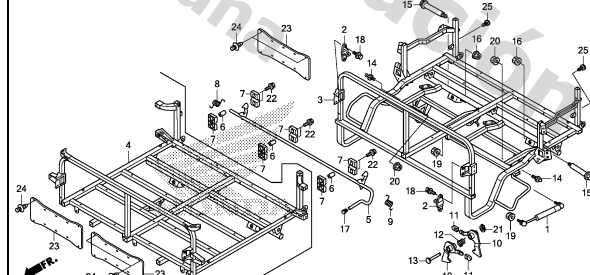


HL3MF3300

F-34

BED

J 3



HL3MF340A

3

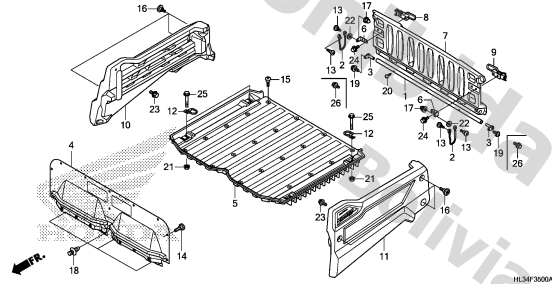
FRAME GROUP

D 4

F-35

BED PLATE/REAR GATE(1)

J 5

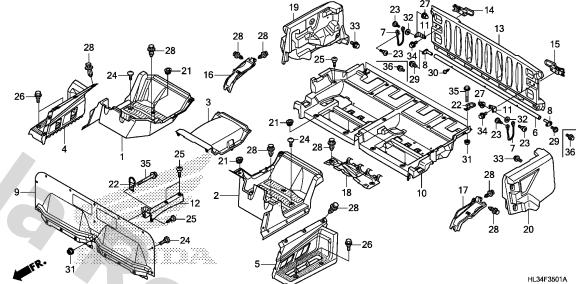


HL3AF3900A

F-35-1

BED PLATE/REAR GATE(2)

J 7

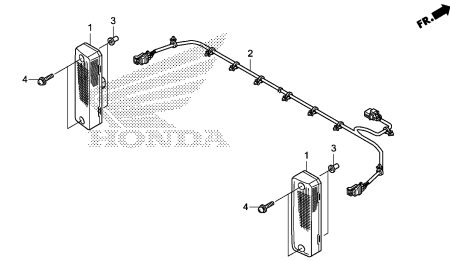


HL3AF3901A

F-36

TAILLIGHT

J 9

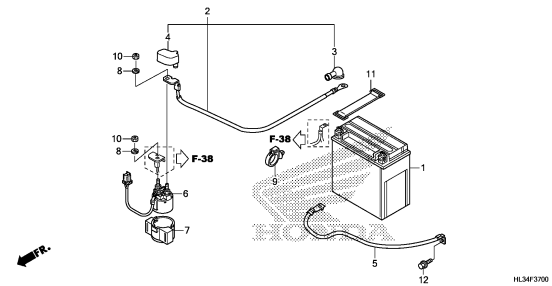


HL3AF3900

F-37

BATTERY

J10

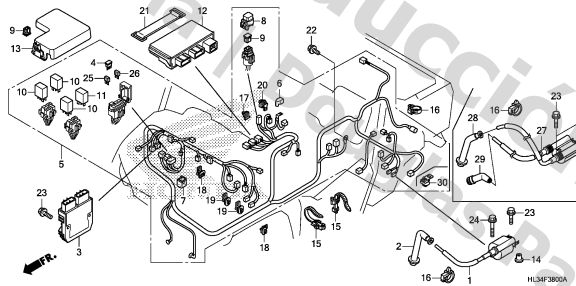


HL3AF3700

F-38

WIRE HARNESS

J11

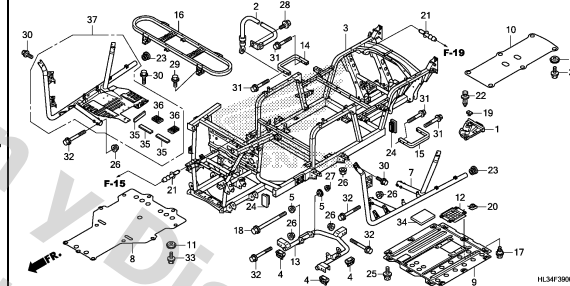


HL3AF3900A

F-39

FRAME BODY

J13

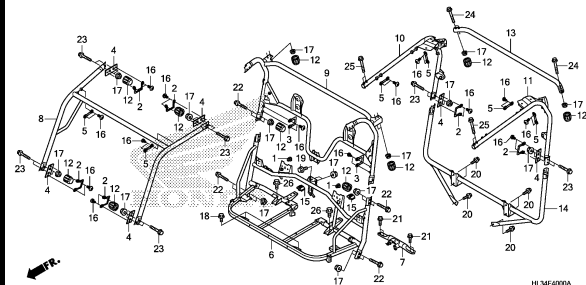


HL3AF3900A

F-40

ROLL BAR(SXS700)

J15

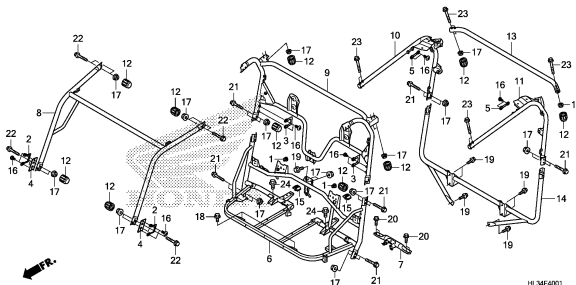


HL3AF4000A

F-40-1

ROLL BAR(SXS700M2/SXS700M4)

K 1

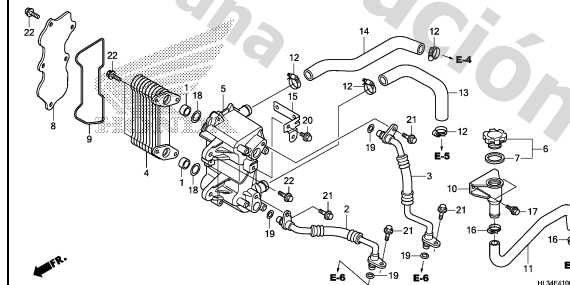


HL3AF4001

F-41

OIL COOLER

K 3



HL3AF4100

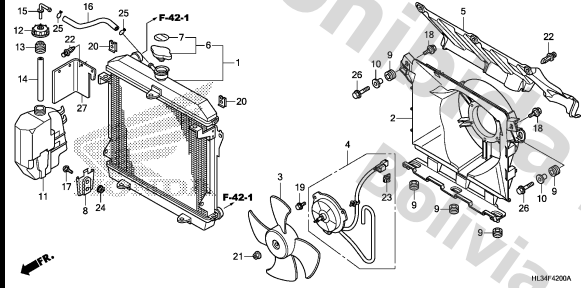
FRAME GROUP

D 5

F-42

RADIATOR

K 4

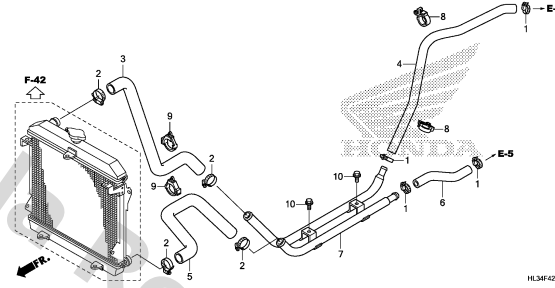


HL3MF4200A

F-42-1

WATER PIPE/WATER HOSE

K 6

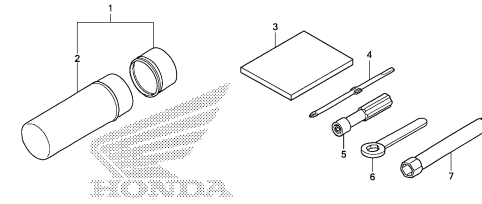


HL3MF4201

F-43

TOOL

K 7

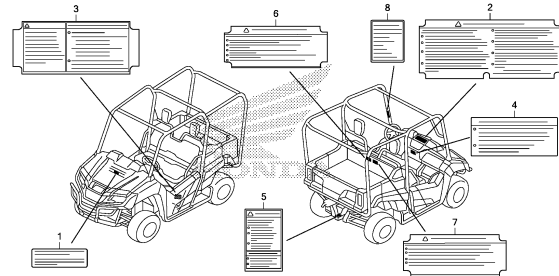


HL3MF4300

F-44

CAUTION LABEL

K 8

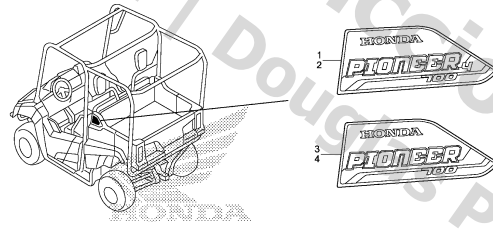


HL3MF4400

F-45

MARK

K 9



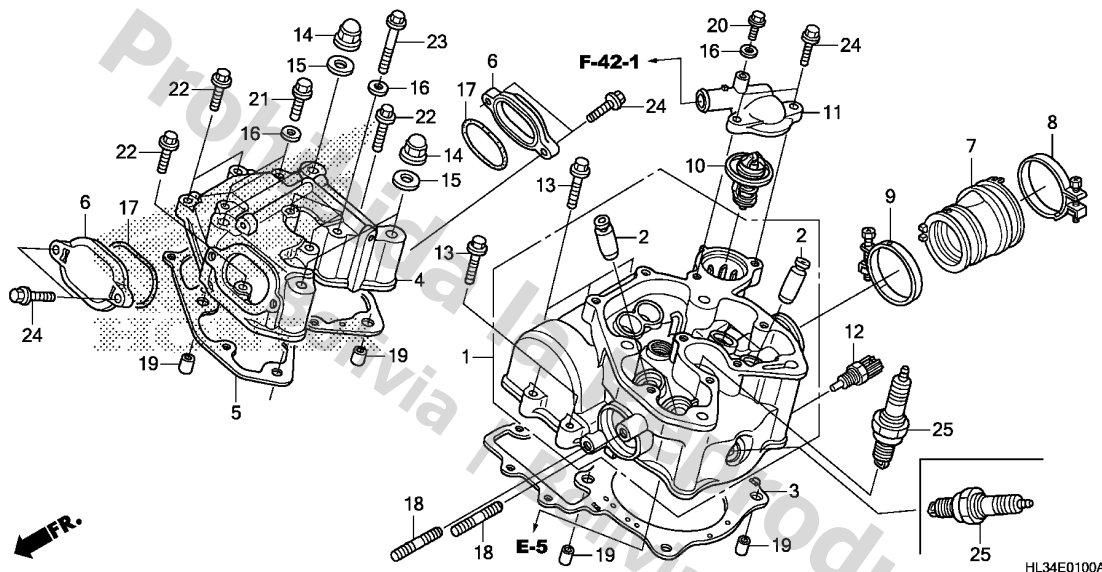
HL3MF4500

3

E-1

CYLINDER HEAD

E 1

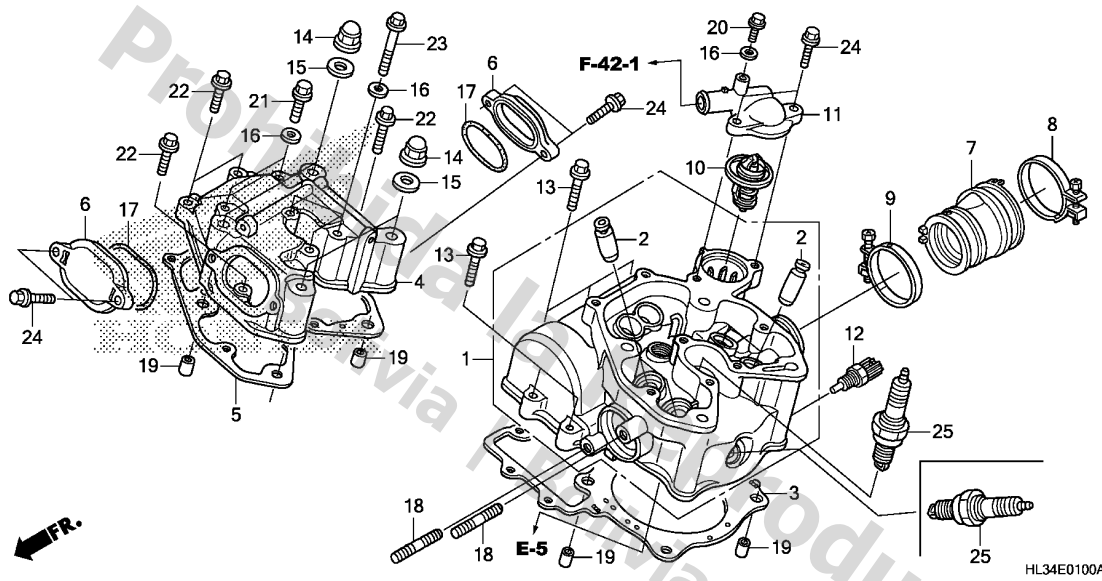


Service item

F.R.T.

Ref. No.	Part No.	Description	Reqd. QTY			Serial No.	Parts catalogue code
			SXS700				
			M2	M4			
			'14	'15	'15		
1	12200-HN8-A60	HEAD COMP., CYLINDER	1	-	-		
	12200-HN8-F40	-	1	1		
2	12204-HN2-305	GUIDE, VALVE(O.S.)	4	4	4		
3	12251-HN8-A61	GASKET, CYLINDER HEAD	1	1	1		
4	12310-HN8-000	COVER COMP., CYLINDER HEAD ..	1	1	1		
5	12315-HN8-000	GASKET, CYLINDER HEAD COVER ..	1	1	1		
6	12351-HN2-010	COVER, TAPPET ADJUSTING HOLE ..	2	2	2		
7	16211-HL3-A00	INSULATOR, THROTTLE BODY	1	1	1		
8	16218-MCA-000	BAND, INSULATOR	1	1	1		
9	16218-MGS-D30	BAND, INSULATOR	1	1	1		
10	19300-HN8-003	THERMOSTAT ASSY.	1	1	1		
11	19321-HL1-A00	COVER, THERMOSTAT	1	1	1		
12	37870-MGS-D31	SENSOR ASSY., WATER TEMP	1	1	1		
13	90004-GHB-680	BOLT, FLANGE, 6X28(NSHF)	5	5	5		
14	90202-HA0-000	NUT, FLANGE CAP, 10MM	4	4	4		
15	90401-437-000	WASHER, PLAIN, 10MM	4	4	4		
16	90441-706-000	WASHER, SEALING, 6MM	6	6	6		
17	91308-500-000	O-RING, 57X2.5	2	2	2		
18	90035-HL3-A00	BOLT, STUD, 8X30	2	2	2		
19	94301-12160	PIN A, DOWEL, 12X16	4	4	4		
20	95701-06012-08	BOLT, FLANGE, 6X12	1	1	1		
21	95701-06020-00	BOLT, FLANGE, 6X20	2	2	2		
22	95701-06025-00	BOLT, FLANGE, 6X25	4	4	4		
23	95701-06065-00	BOLT, FLANGE, 6X65	3	3	3		
24	96001-06020-00	BOLT, FLANGE, 6X20	6	6	6		

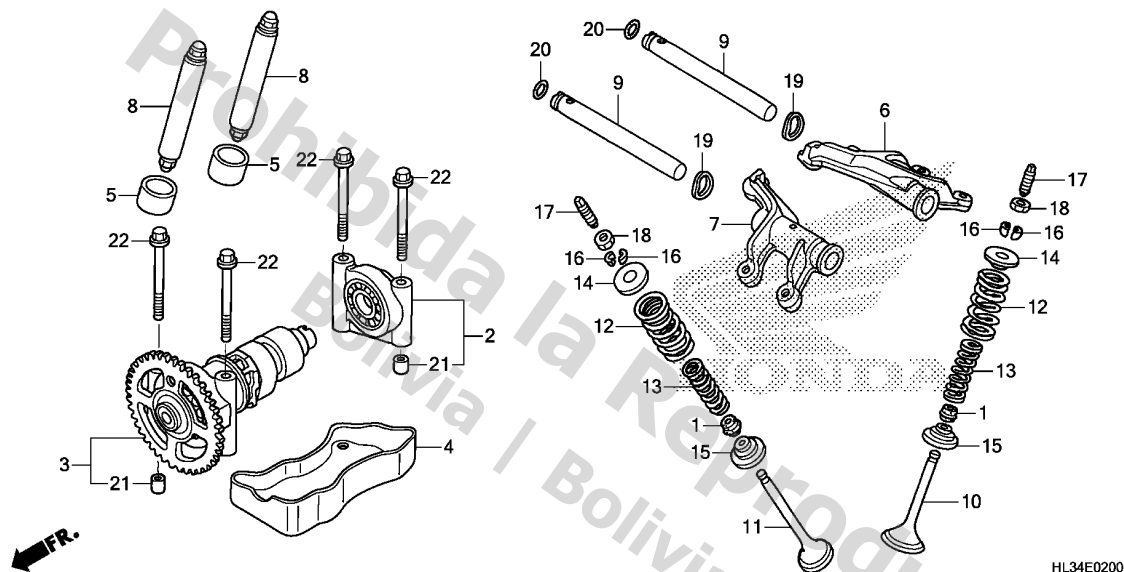
2



Ref. No.	Part No.	Description	Reqd. QTY			Serial No.	Parts catalogue code
			SXS700	M2	M4		
			'14	'15	'15		

25	98079-5514E	PLUG, SPARK(BKR5E-11)(NGK) ..	1	-	-		
	98079-5515E	PLUG, SPARK(K16PR-U11)(DENSO)	1	-	-		
	31916-HN8-F41	PLUG, SPARK(CPR6EB-9)(NGK) ..	-	2	2		





Service item F.R.T.

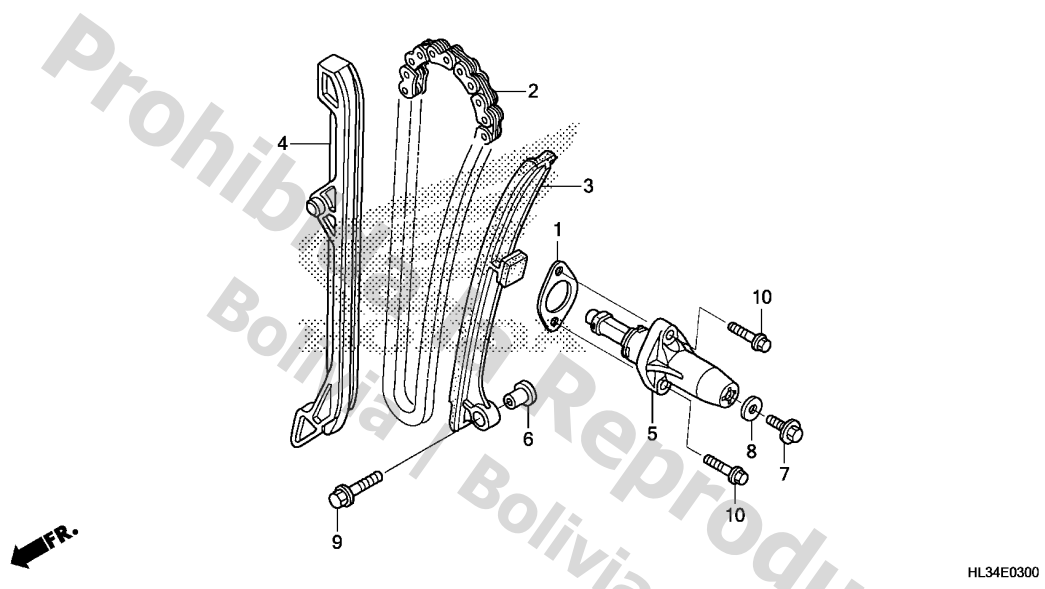
Ref. No.	Part No.	Description	Reqd. QTY			Serial No.	Parts catalogue code
			SXS700				
			M2	M4			
			'14	'15	'15		
1	12209-KL4-005	SEAL, VALVE STEM(NOK)	4	4	4		
2	12210-HN8-A60	HOLDER COMP. B, CAMSHAFT	1	1	1		
3	14100-HL1-A00	CAMSHAFT COMP.	1	-	-		
	14100-HL3-A40	-	1	1		
4	14104-HN8-000	PLATE, CAM HOLDER	1	1	1		
5	14421-HN8-000	FOLLOWER, CAM	2	2	2		
6	14431-HN8-000	ARM, IN. VALVE ROCKER	1	1	1		
7	14432-HN8-000	ARM, EX. VALVE ROCKER	1	1	1		
8	14440-HN2-000	ROD COMP., PUSH	2	2	2		
9	14451-HR3-A40	SHAFT, ROCKER ARM	2	2	2		
10	14711-HN8-000	VALVE, IN.	2	2	2		
11	14721-HL3-A00	VALVE, EX.	2	2	2		
12	14751-KCY-670	SPRING, VALVE OUTER	4	4	4		
13	14761-KG0-003	SPRING, VALVE INNER	4	4	4		
14	14771-107-020	RETAINER, VALVE SPRING	4	4	4		
15	14775-HN2-000	SEAT, VALVE SPRING	4	4	4		
16	14781-HA0-770	COTTER, VALVE	8	8	8		
17	90012-426-000	SCREW, TAPPET ADJUSTING	4	4	4		
18	90206-250-000	NUT, TAPPET ADJUSTING	4	4	4		
19	90402-428-000	WASHER, WAVE, 12MM	2	2	2		
20	91306-105-690	O-RING, 1.5X9.5	2	2	2		
21	94301-08100	DOWEL PIN, 8X10	2	2	2		
22	95701-06065-08	BOLT, FLANGE, 6X65	4	4	4		

E-3

CAM CHAIN/TENSIONER

E 4

Service item F.R.T.



Ref. No.	Part No.	Description	Reqd. QTY			Serial No.	Parts catalogue code
			SXS700	M2	M4		
			'14	'15	'15		
1	12194-HC5-740	GASKET, TENSIONER HOLE	1	1	1		
2	14401-HN8-A61	CHAIN, CAM(110L)(BORG WARNER)	1	1	1		
3	14510-HN8-013	TENSIONER COMP., CAM CHAIN ..	1	1	1		
4	14515-HN8-003	GUIDE, CAM CHAIN	1	1	1		
5	14520-HN8-A61	LIFTER ASSY., TENSIONER	1	1	1		
6	14521-HN8-000	COLLAR, TENSIONER	1	1	1		
7	90002-HA7-670	BOLT, FLANGE, 6X13	1	1	1		
8	90442-397-000	WASHER, SEALING, 6MM	1	1	1		
9	95701-06022-00	BOLT, FLANGE, 6X22	1	1	1		
10	96001-06025-00	BOLT, FLANGE, 6X25	2	2	2		

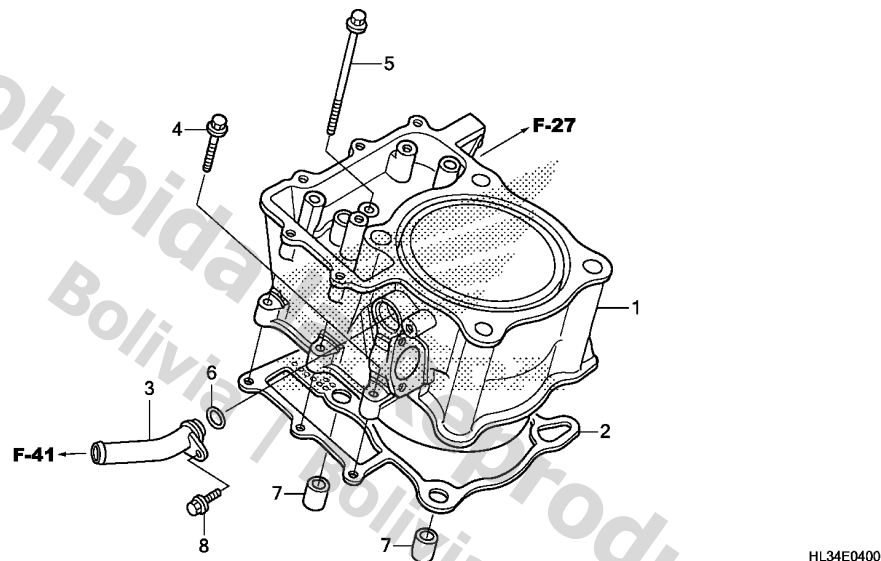
2

E-4

CYLINDER

E 5

Service item F.R.T.



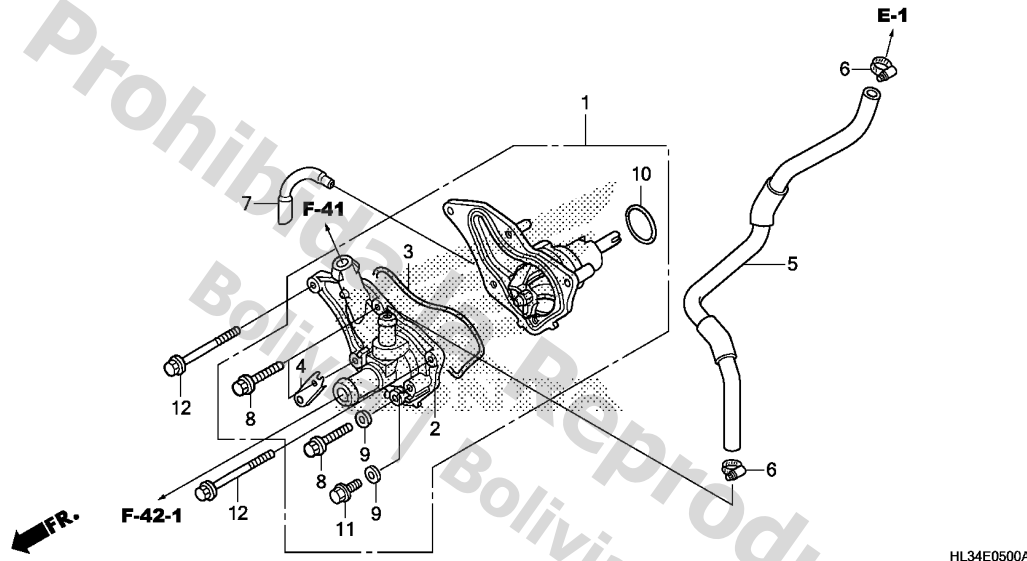
Ref. No.	Part No.	Description	Reqd. QTY			Serial No.	Parts catalogue code
			SXS700				
			M2	M4			
			'14	'15	'15		
1	12100-HN8-A60	CYLINDER COMP.	1	1	1		
2	12191-HN8-000	GASKET, CYLINDER	1	1	1		
3	19523-HL1-A00	JOINT, WATER	1	1	1		
4	90004-GHB-680	BOLT, FLANGE, 6X28(NSHF)	3	3	3		
5	90004-GHB-800	BOLT, FLANGE, 6X85(NSHF)	1	1	1		
6	91304-HN8-003	O-RING, 17.4X2.9	1	1	1		
7	94301-12160	PIN A, DOWEL, 12X16	2	2	2		
8	95701-06014-00	BOLT, FLANGE, 6X14	1	1	1		

2

E-5

WATER PUMP

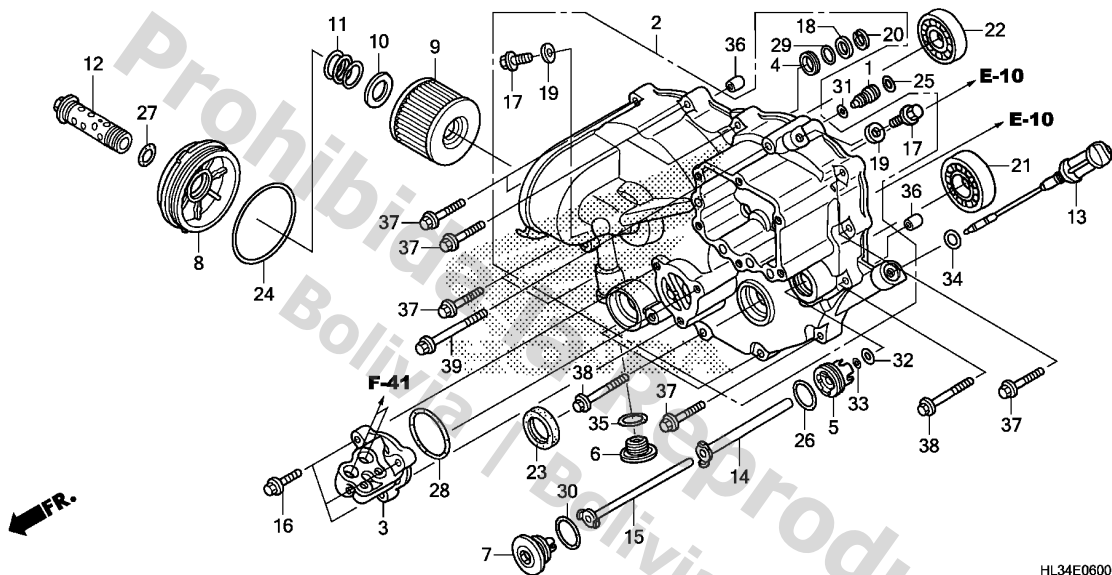
E 6



Service item F.R.T.

Ref. No.	Part No.	Description	Reqd. QTY			Serial No.	Parts catalogue code
			SXS700				
			M2	M4			
			'14	'15	'15		
1	19200-HN8-A60	PUMP COMP., WATER	1	1	1		
2	19220-HN8-A60	COVER COMP., WATER PUMP	1	1	1		
3	19226-HN8-000	GASKET, WATER PUMP COVER	1	1	1		
4	19271-HN8-A60	CLAMPER, HOSE	1	1	1		
5	19502-HL3-A00	HOSE B, WATER	1	1	1		
6	19506-KA4-000	CLAMP, WATER HOSE	2	2	2		
7	19507-HN8-010	HOSE, DRAIN	1	1	1		
8	90003-HN8-003	BOLT, FLANGE, 6X22	3	3	3		
9	90412-HN8-003	WASHER, SEALING, 6.5MM	2	2	2		
10	91302-MB0-013	O-RING, 32.95X2.62 (ARAI)	1	1	1		
11	95701-06012-08	BOLT, FLANGE, 6X12	1	1	1		
12	95701-06045-00	BOLT, FLANGE, 6X45	2	2	2		

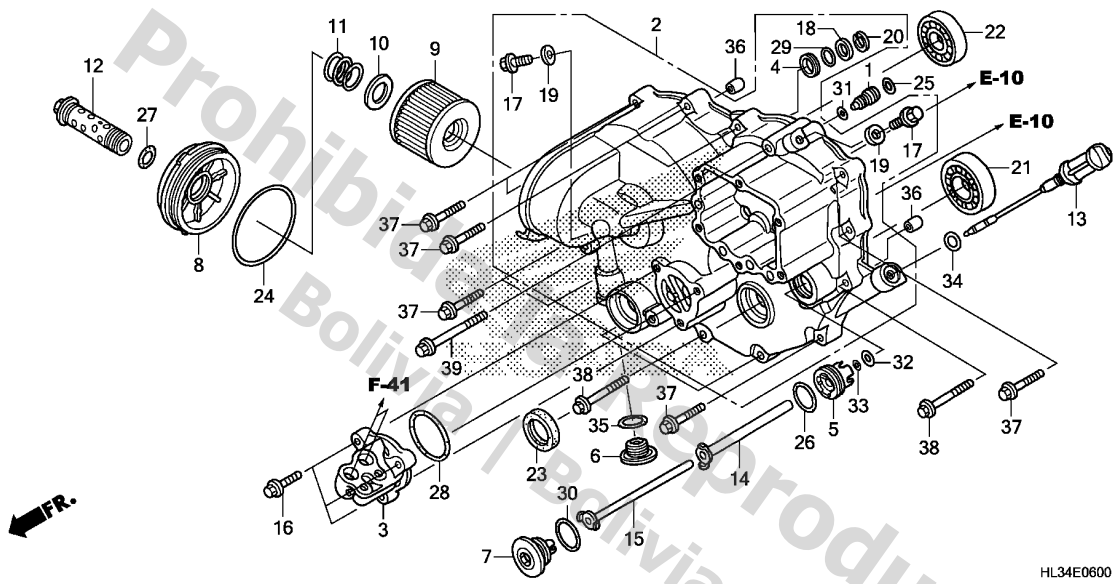
2



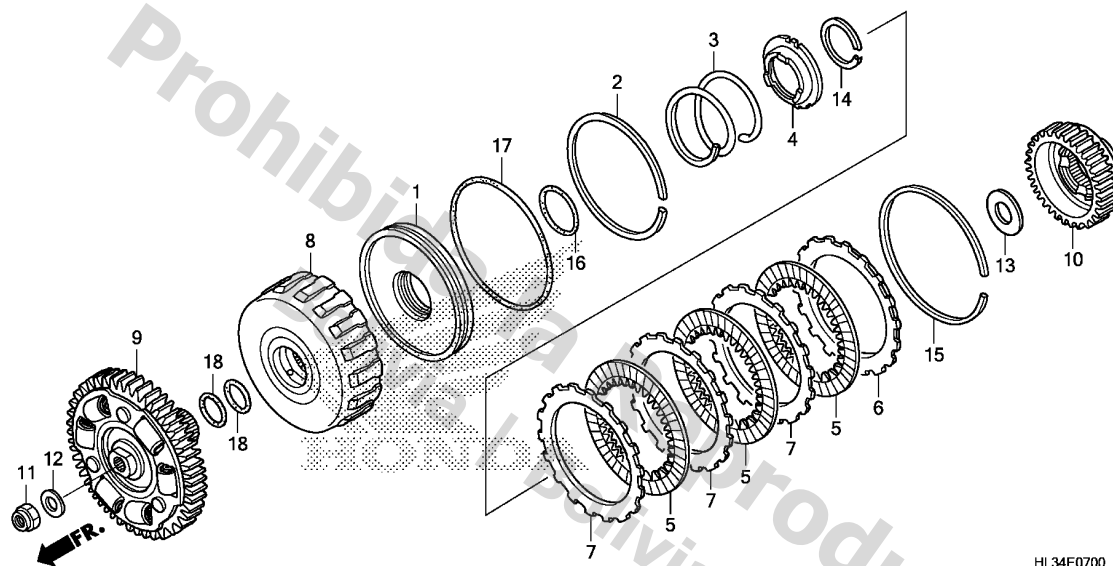
Service item

F.R.T.

Ref. No.	Part No.	Description	Reqd. QTY			Serial No.	Parts catalogue code
			SXS700				
			M2	M4			
			'14	'15	'15		
1	11140-HN8-000	ORIFICE, MAIN	1	1	1		
2	11300-HN8-010	COVER ASSY., FR.	1	1	1		
3	11332-HN8-000	JOINT, OIL HOSE	1	1	1		
4	11333-HN8-000	COLLAR, FR. COVER	1	1	1		
5	11335-HN8-000	COLLAR, OIL FEED PIPE SETTING	1	1	1		
6	11336-HN8-000	BOLT, OIL PATH	1	1	1		
7	11337-HN8-000	BOLT, OIL FEED PIPE SETTING	1	1	1		
8	15411-HN8-010	COVER, OIL FILTER	1	1	1		
9	15412-KEA-003	ELEMENT, OIL FILTER	1	1	1		
10	15414-300-000	SEAT, OIL FILTER SPRING	1	1	1		
11	15415-413-000	SPRING, FILTER ELEMENT SETTING	1	1	1		
12	15420-HN2-000	BOLT COMP., OIL FILTER CENTER	1	1	1		
13	15650-HN8-000	GAUGE, OIL LEVEL	1	1	1		
14	22715-HN8-000	PIPE COMP. B, FEED	1	1	1		
15	22725-HN8-000	PIPE COMP. C, FEED	1	1	1		
16	90004-GHB-670	BOLT, FLANGE, 6X25(NSHF)	3	3	3		
17	90024-612-000	BOLT, SEALING, 8MM	2	2	2		
18	90409-HN8-000	WASHER, THRUST, 22X15.5X0.5	1	1	1		
19	90471-580-000	PACKING, 8MM	2	2	2		
20	90601-HN8-000	CIRCLIP, INTERNAL, 22MM	1	1	1		
21	91012-HN2-004	BEARING, RADIAL BALL, 6005 (NTN)	1	1	1		
22	91017-HN8-003	BEARING, RADIAL BALL SPECIAL, 6303	1	1	1		
23	91203-KCY-671	OIL SEAL, 25X35X5	1	1	1		

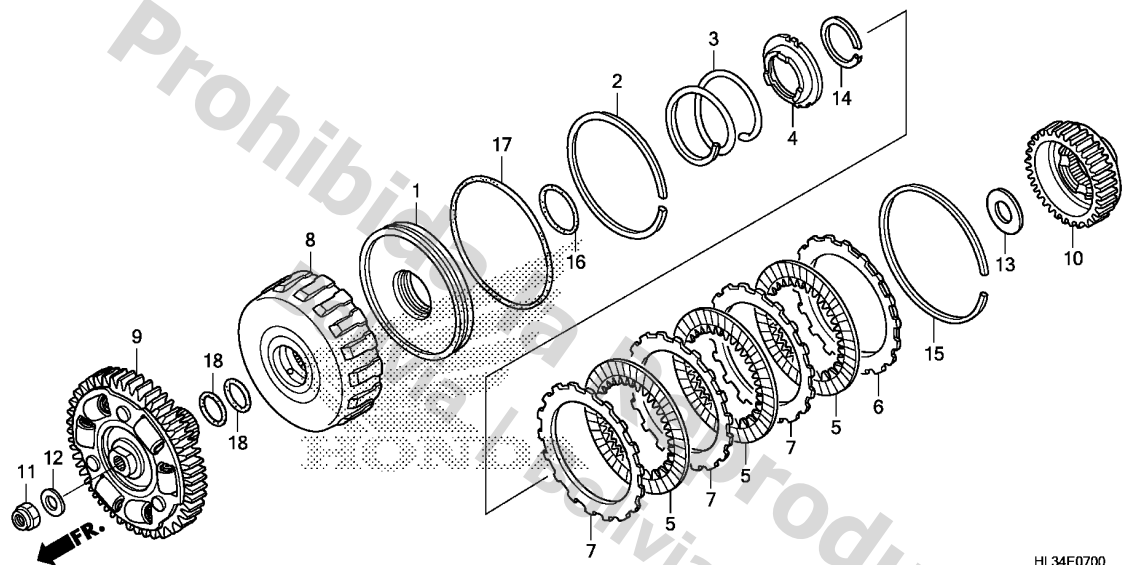


Ref. No.	Part No.	Description	Reqd. QTY			Serial No.	Parts catalogue code
			SXS700				
			M2	M4			
			'14	'15	'15		
24	91301-107-000	O-RING, 75X2.5	1	1	1		
25	91301-473-003	O-RING, 7X1.7	1	1	1		
26	91301-P7X-003	O-RING, 19.20X1.90(NOK)	1	1	1		
27	91302-377-000	O-RING, 15X2.5	1	1	1		
28	91302-HN8-000	O-RING, 43X2.5	1	1	1		
29	91303-HN8-003	O-RING, 17.8X1.9	1	1	1		
30	91305-KF0-003	O-RING, 27X2(ARAI)	1	1	1		
31	91305-MG7-003	O-RING, 5X1.7(ARAI)	1	1	1		
32	91314-PC9-003	O-RING, 8.5X1.9(ARAI)	1	1	1		
33	91315-PC9-004	O-RING, 6X1.5(NOK)	1	1	1		
34	91316-MJ8-003	O-RING, 8.4X2.4	1	1	1		
35	91355-MB0-003	O-RING, 22X1.9(ARAI)	1	1	1		
36	94301-08140	DOWEL PIN, 8X14	2	2	2		
37	95701-06035-00	BOLT, FLANGE, 6X35	9	9	9		
38	95701-06050-00	BOLT, FLANGE, 6X50	4	4	4		
39	95701-06065-00	BOLT, FLANGE, 6X65	1	1	1		



Service item F.R.T.

Ref. No.	Part No.	Description	Reqd. QTY			Serial No.	Parts catalogue code
			SXS700				
			M2	M4			
			'14	'15	'15		
1	22530-HN8-003	PISTON COMP., CLUTCH	1	1	1		
2	22536-HN8-003	SPRING, CLUTCH WAVE	1	1	1		
3	22541-HN8-003	SPRING, CLUTCH RETURN	1	1	1		
4	22542-HN8-003	SEAT, RETURN SPRING	1	1	1		
5	22544-HN8-B41	DISK, CLUTCH	3	3	3		
6	22551-P4R-003	PLATE, CLUTCH END(1)(2.1MM)	1	1	1		
	22552-P4R-003	PLATE, CLUTCH END(2)(2.2MM)	1	1	1		
	22553-P4R-003	PLATE, CLUTCH END(3)(2.3MM)	1	1	1		
	22554-P4R-003	PLATE, CLUTCH END(4)(2.4MM)	1	1	1		
	22555-P4R-003	PLATE, CLUTCH END(5)(2.5MM)	1	1	1		
	22556-P4R-003	PLATE, CLUTCH END(6)(2.6MM)	1	1	1		
	22557-P4R-003	PLATE, CLUTCH END(7)(2.7MM)	1	1	1		
	22561-HN8-003	PLATE, CLUTCH END(11)(1.9MM)	1	1	1		
	22562-HN8-003	PLATE, CLUTCH END(12)(2.0MM)	1	1	1		
7	22643-P4R-003	PLATE, CLUTCH	3	3	3		
8	22651-PLX-A01	GUIDE COMP., THIRD CLUTCH	1	1	1		
9	23100-HN8-000	GEAR COMP., PRIMARY DRIVEN	1	1	1		
		(64T)	1	1	1		
10	23405-HN8-000	GUIDE, MAINSHAFT FIRST DRIVE	1	1	1		
		GEAR(38T)	1	1	1		
11	90201-KCZ-010	NUT, SPECIAL, 16MM	1	1	1		
12	90434-KR3-000	WASHER, 16MM	1	1	1		
13	90452-HN8-000	WASHER, THRUST, 23X42X1	1	1	1		
14	90603-P24-A11	CIRCLIP, EXTERNAL, 42MM	1	1	1		
		(F.C.C.)	1	1	1		
	90603-PL4-000	CIRCLIP, EXTERNAL, 42MM	1	1	1		
15	90605-P24-A01	RING, SNAP, 119MM(F.C.C.)	1	1	1		



HL34E0700

Ref. No.	Part No.	Description	Reqd. QTY			Serial No.	Parts catalogue code
			SXS700	M2	M4		
			'14	'15	'15		

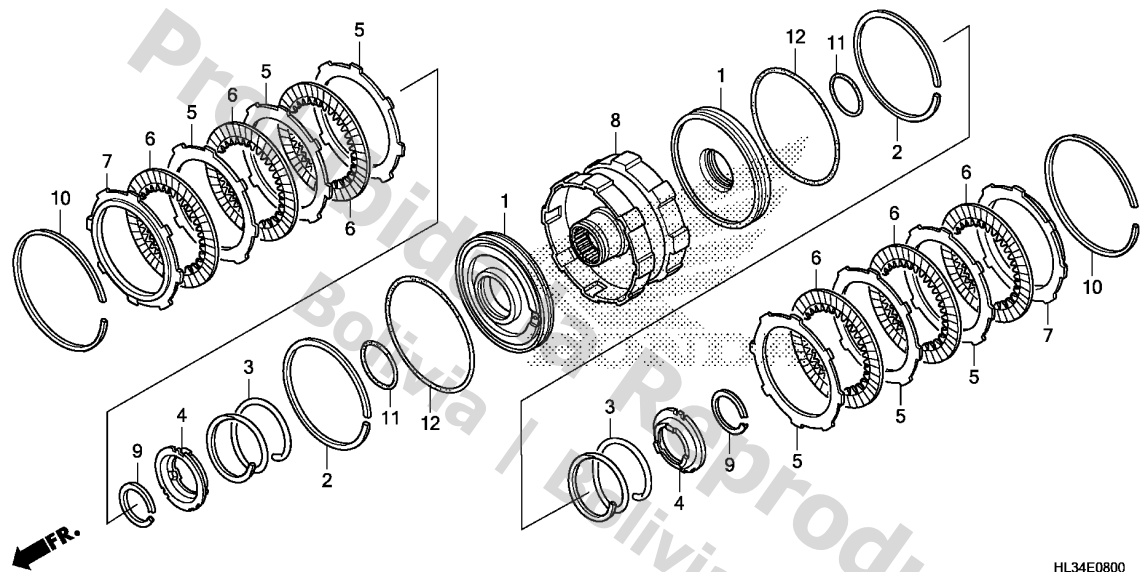
15)	90605-PC9-000	RING, SNAP, 119MM	1	1	1		
	16	91302-PL4-003	O-RING, 41.8X2.2(NOK)	1	1	1	
	17	91303-PC9-003	O-RING, 104X2.2(ARAI)	1	1	1	
		91303-PC9-004	O-RING, 104X2.2(NOK)	1	1	1	
	18	91307-PA9-003	O-RING, 31.2X1.9(ARAI)	2	2	2	



E-8

CLUTCH(2-3)

E11



Service item F.R.T.

HL34E0800

Ref. No.	Part No.	Description	Reqd. QTY			Serial No.	Parts catalogue code
			SXS700				
			M2	M4			
			'14	'15	'15		
1	22520-HN8-003	PISTON COMP., CLUTCH	2	2	2		
2	22536-HN8-003	SPRING, CLUTCH WAVE	2	2	2		
3	22541-HN8-003	SPRING, CLUTCH RETURN	2	2	2		
4	22543-HN8-003	SEAT, RETURN SPRING	2	2	2		
5	22543-PA9-000	PLATE, CLUTCH(106MM)	6	6	6		
6	22545-HN8-B41	DISK, CLUTCH	6	6	6		
7	22551-PA9-010	PLATE, CLUTCH END(1)(2.3MM) ..	2	2	2		
	22552-PA9-010	PLATE, CLUTCH END(2)(2.6MM) ..	2	2	2		
	22553-PA9-010	PLATE, CLUTCH END(3)(2.9MM) ..	2	2	2		
	22554-PA9-010	PLATE, CLUTCH END(4)(3.2MM) ..	2	2	2		
	22555-PA9-010	PLATE, CLUTCH END(5)(3.5MM) ..	2	2	2		
	22561-PA9-010	PLATE, CLUTCH END(11)(2.15MM) ..	2	2	2		
	22562-PA9-010	PLATE, CLUTCH END(12)(2.45MM) ..	2	2	2		
	22563-PA9-010	PLATE, CLUTCH END(13)(2.75MM) ..	2	2	2		
	22564-PA9-010	PLATE, CLUTCH END(14)(3.05MM) ..	2	2	2		
	22565-PA9-010	PLATE, CLUTCH END(15)(3.35MM) ..	2	2	2		
	22566-PA9-010	PLATE, CLUTCH END(16)(3.65MM) ..	2	2	2		
8	22610-PC9-813	GUIDE COMP., CLUTCH(2-4)	1	1	1		
9	90603-PA9-000	CIRCLIP, EXTERNAL, 40MM	2	2	2		
10	90605-PA9-000	RING, SNAP, 114X1.8	2	2	2		
11	91302-PA9-003	O-RING, 39.8X2.2(ARAI)	2	2	2		
	91302-PA9-004	O-RING, 39.8X2.2(NOK)	2	2	2		
12	91303-PA9-003	O-RING, 100X2.2(ARAI)	2	2	2		
	91303-PA9-004	O-RING, 100X2.2(NOK)	2	2	2		

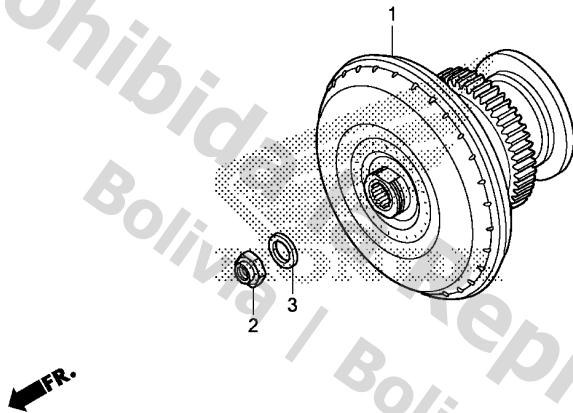
E-9

TORQUE CONVERTER

E12

Service item

F.R.T.



HL34E0900

Ref. No.	Part No.	Description	Reqd. QTY			Serial No.	Parts catalogue code
			SXS700	M2	M4		
			'14	'15	'15		

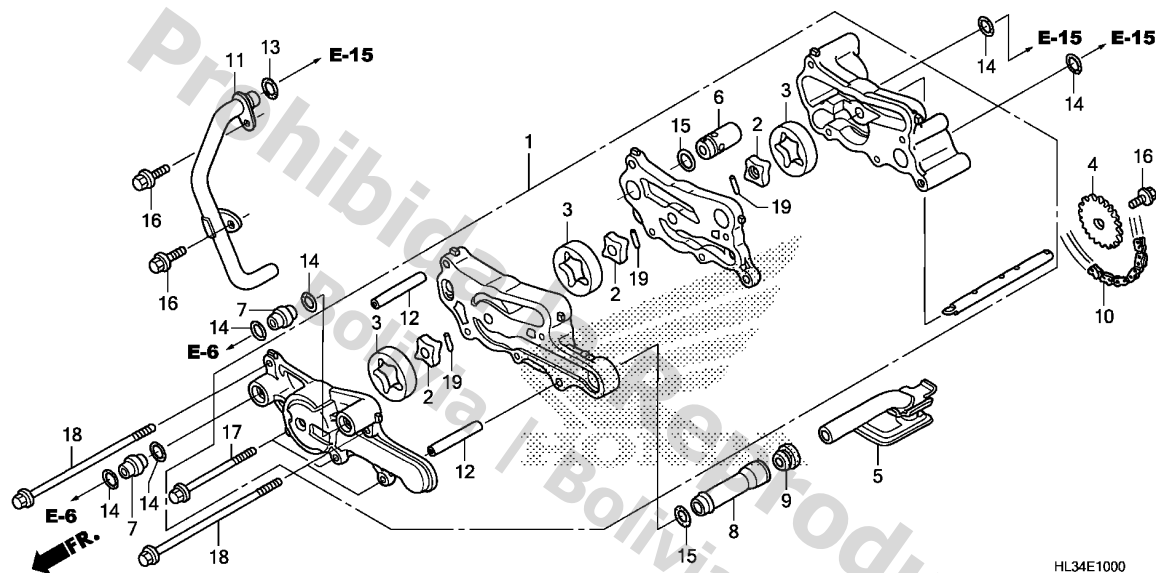
1	26000-HL1-A01	CONVERTER ASSY., TORQUE	1	1	1		
2	90231-HN8-A60	NUT, LOCK, 22MM	1	1	1		
3	90443-HN8-A60	WASHER, THRUST, 22X31.5X2 ...	1	1	1		

2

E-10

OIL PUMP

E13



Service item

F.R.T.

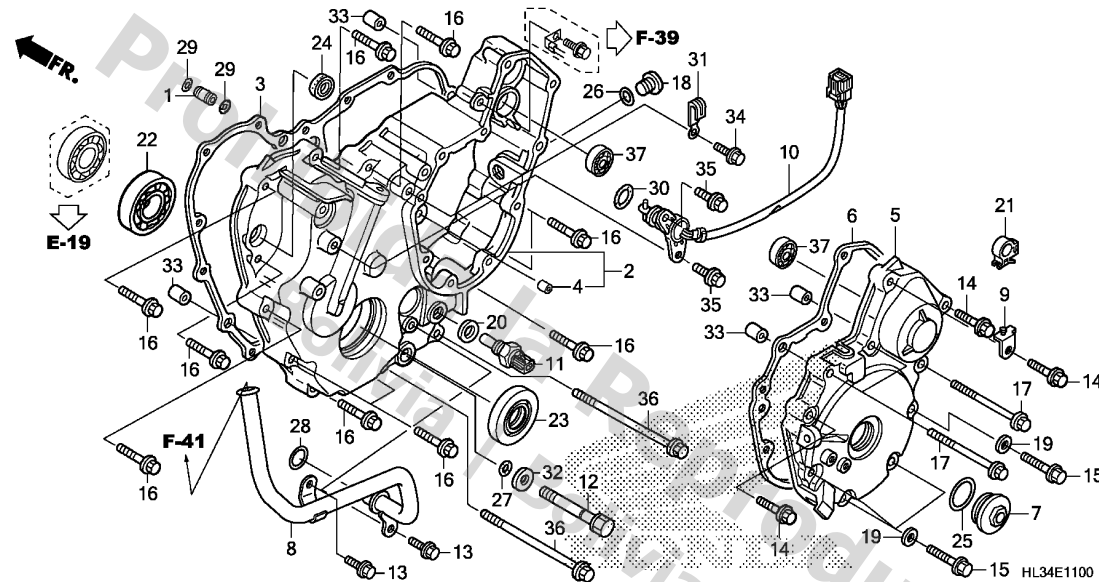
Ref. No.	Part No.	Description	Reqd. QTY			Serial No.	Parts catalogue code
			SXS700				
			M2	M4			
			'14	'15	'15		
1	15100-HN8-010	PUMP ASSY., OIL	1	1	1		
2	15122-HN2-003	ROTOR A, OIL PUMP INNER	3	3	3		
3	15123-HN2-003	ROTOR A, OIL PUMP OUTER	3	3	3		
4	15133-HN2-000	SPROCKET, OIL PUMP DRIVEN(19T)	1	1	1		
5	15153-HN8-000	STRAINER COMP., OIL	1	1	1		
6	15220-HN8-000	VALVE ASSY., RELIEF	1	1	1		
7	15235-HN2-000	JOINT, SPECIAL	2	2	2		
8	15311-HN8-000	PIPE A, OIL	1	1	1		
9	15315-HN8-000	PACKING, OIL STRAINER	1	1	1		
10	15401-HN8-A61	CHAIN, OIL PUMP DRIVE(50L) ..	1	1	1		
11	15670-HN8-000	PIPE COMP., OIL RETURN	1	1	1		
12	90703-HN8-000	DOWEL PIN, 8X38	2	2	2		
13	91303-679-003	O-RING, 11.5X2.3	1	1	1		
14	91303-KF0-003	O-RING, 14.8X2.4(ARAI)	6	6	6		
15	91313-MB0-003	O-RING, 14.7X2.2(ARAI)	2	2	2		
16	95701-06014-00	BOLT, FLANGE, 6X14	3	3	3		
17	95701-06055-00	BOLT, FLANGE, 6X55	2	2	2		
18	95701-06090-08	BOLT, FLANGE, 6X90	3	3	3		
19	96220-40158	ROLLER, 4X15.8	3	3	3		

2

E-11

REAR CRANKCASE COVER

E14

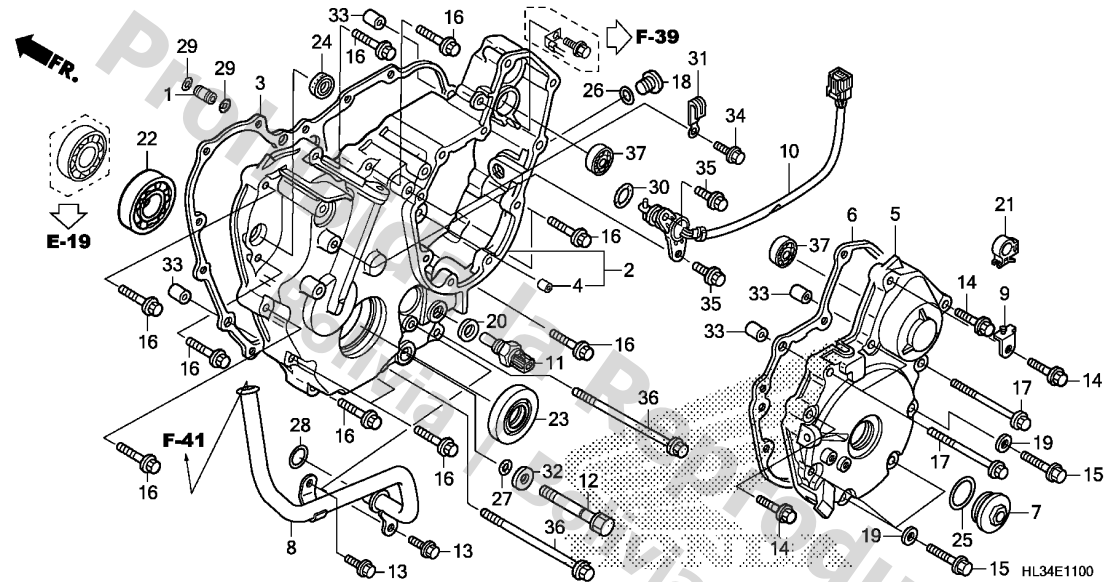


Service item

F.R.T.

Ref. No.	Part No.	Description	Reqd. QTY			Serial No.	Parts catalogue code
			SXS700				
			M2	M4			
			'14	'15	'15		
1	11145-HN8-010	PIN, OIL GUIDE, 8MM	1	1	1		
2	11340-HL3-A00	COVER COMP., RR.	1	1	1		
3	11345-HN8-000	GASKET, RR. COVER	1	1	1		
4	11349-HN8-300	ORIFICE, 1.0MM	1	1	1		
5	11350-HL3-A00	COVER COMP., A.C. GENERATOR ..	1	1	1		
6	11396-HN8-A60	GASKET, A.C. GENERATOR COVER ..	1	1	1		
7	12361-KK0-000	CAP, TAPPET ADJUSTING HOLE ..	1	1	1		
8	15660-HL3-A00	PIPE COMP., OIL FILLER	1	1	1		
9	16230-HN8-000	PLATE COMP., CABLE	1	1	1		
10	35759-HL3-A01	SWITCH ASSY., CHANGE	1	1	1		
11	37750-KPH-701	SENSOR ASSY., THERMOSTAT OIL (PANASONIC)	1	1	1		
12	90002-HL3-A00	BOLT, DRAIN PLUG, 12MM	1	1	1		
13	90004-GHB-620	BOLT, FLANGE, 6X14(NSHF)	2	2	2		
14	90004-GHB-680	BOLT, FLANGE, 6X28(NSHF)	3	3	3		
15	90004-GHB-690	BOLT, FLANGE, 6X32(NSHF)	4	4	4		
16	90004-GHB-700	BOLT, FLANGE, 6X35(NSHF)	11	11	11		
17	90004-GHB-810	BOLT, FLANGE, 6X90(NSHF)	3	3	3		
18	90084-KY2-000	CAP, 14MM	1	1	1		
19	90443-O35-000	WASHER A, SEALING, 6MM	4	4	4		
20	90443-MB0-000	WASHER, SEALING, 10MM	1	1	1		
21	90690-GHB-641	CLIP, CABLE, 10MM	1	1	1		
22	91012-HN2-004	BEARING, RADIAL BALL, 6005 (NTN)	1	1	1		
23	91204-HR0-F01	OIL SEAL, 25X45X7	1	1	1		

2

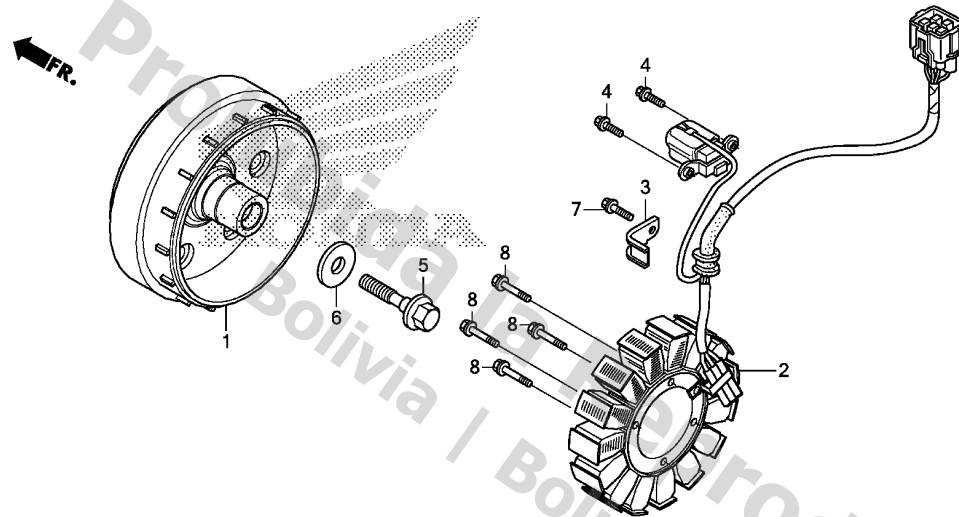


Ref. No.	Part No.	Description	Reqd. QTY			Serial No.	Parts catalogue code
			SXS700				
			M2	M4			
			'14	'15	'15		
24	91204-KE8-003	OIL SEAL, 13X22X5 (ARAI)	1	1	1		
25	91301-428-003	O-RING, 35.5X3(NOK)	1	1	1		
26	91303-377-000	O-RING, 13.8X2.5	1	1	1		
27	91305-GE1-920	O-RING, 9X1.8	1	1	1		
28	91305-HN8-003	O-RING, 17X3.6	1	1	1		
29	91305-MG7-003	O-RING, 5X1.7 (ARAI)	2	2	2		
30	91333-567-010	O-RING, 17.0X2.5	1	1	1		
31	91413-679-000	CLIP, 2X70	1	1	1		
32	94109-12000	WASHER, DRAIN PLUG, 12MM	1	1	1		
33	94301-08140	DOWEL PIN, 8X14	4	4	4		
34	95701-06012-00	BOLT, FLANGE, 6X12	1	1	1		
35	95701-06016-00	BOLT, FLANGE, 6X16	2	2	2		
36	95701-08140-00	BOLT, FLANGE, 8X140	2	2	2		
37	96100-60000-00	BEARING, RADIAL BALL, 6000 ..	2	2	2		

E-12

GENERATOR

E16



Service item F.R.T.

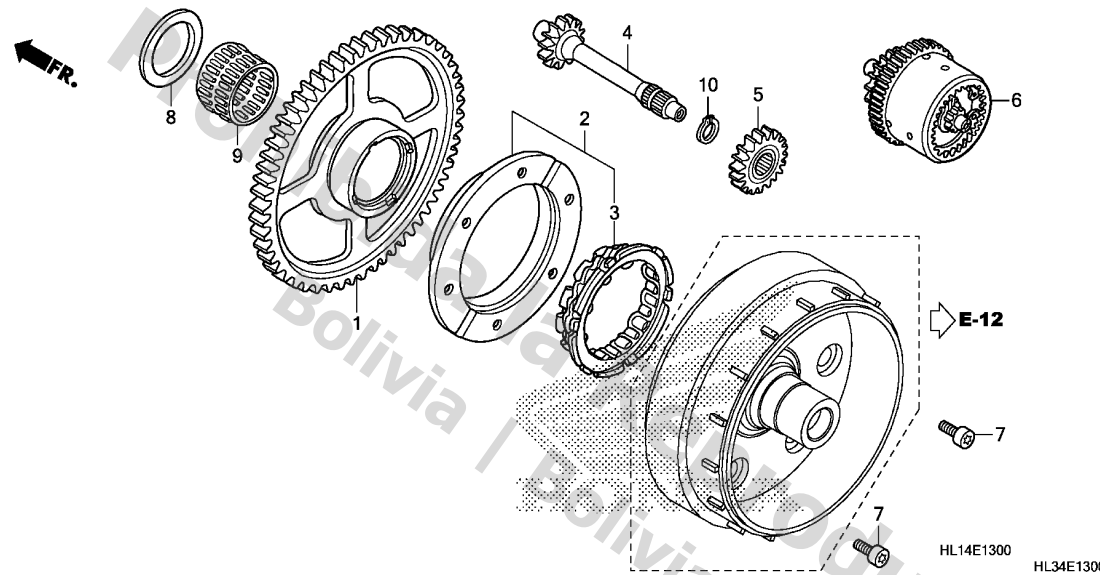
Ref. No.	Part No.	Description	Reqd. QTY			Serial No.	Parts catalogue code
			SXS700				
			M2	M4			
			'14	'15	'15		
1	31110-HL3-A01	FLYWHEEL COMP.	1	1	1		
2	31120-HL3-A01	STATOR COMP.	1	1	1		
3	32112-HL3-A00	CLAMPER, A.C. GENERATOR CORD	1	1	1		
4	90003-MEL-000	BOLT, FLANGE, 5X14	2	2	2		
5	90081-HL1-A00	BOLT, SPECIAL, 12MM	1	1	1		
6	90402-HP5-600	WASHER, SPECIAL, 12.5X30X6 ..	1	1	1		
7	96001-06012-00	BOLT, FLANGE, 6X12	1	1	1		
8	96001-06025-00	BOLT, FLANGE, 6X25	4	4	4		

2

E-13

STARTING GEAR

F 1



Service item

F.R.T.

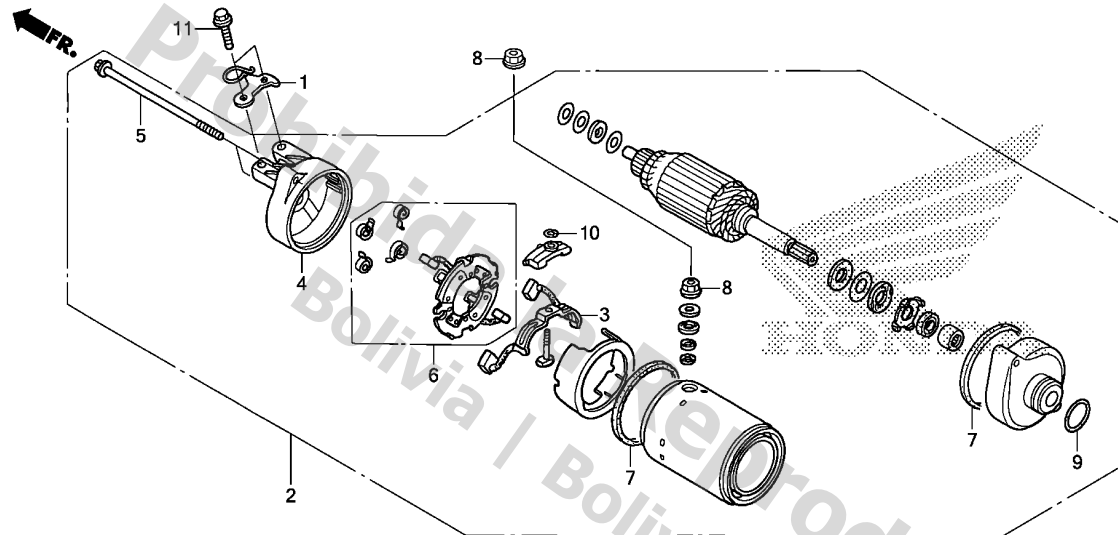
Ref. No.	Part No.	Description	Reqd. QTY			Serial No.	Parts catalogue code
			SXS700	M2	M4		
			'14	'15	'15		
1	28110-HN8-000	GEAR COMP., STARTER DRIVEN (67T)	1	1	1		
2	28125-HN0-A01	OUTER COMP., STARTING CLUTCH	1	1	1		
3	28126-HN0-A01	CLUTCH, ONE WAY	1	1	1		
4	28130-HN8-000	SHAFT COMP., STARTER REDUCTION	1	1	1		
5	28131-HN8-000	GEAR C, STARTER REDUCTION(19T)	1	1	1		
6	28150-HN8-000	LIMITER ASSY., TORQUE	1	1	1		
7	90010-HN2-000	BOLT, SOCKET, 8X12	6	6	6		
8	90400-HN8-305	WASHER SET	1	1	1		
9	91028-HN8-003	BEARING, NEEDLE, 32X37X26	1	1	1		
10	94510-15000	CIRCLIP, EXTERNAL, 15MM	1	1	1		

2

E-14

STARTING MOTOR

F 2



Service item

F.R.T.

Ref. No.	Part No.	Description	Reqd. QTY			Serial No.	Parts catalogue code
			SXS700				
			M2	M4			
			'14	'15	'15		
1	19315-HL3-A01	CLIP, WATER HOSE	1	1	1		
2	31200-HN8-003	MOTOR ASSY., STARTER	1	1	1		
3	31201-MR6-008	TERMINAL SET, BRUSH	1	1	1		
4	31203-HN8-000	BRACKET, RR.	1	1	1		
5	31205-MR1-008	BOLT, SETTING	2	2	2		
6	31206-MR6-008	HOLDER SET, BRUSH	1	1	1		
7	31207-KS5-901	RING	2	2	2		
8	90071-MB0-000	NUT-WASHER, 6MM	2	2	2		
9	91309-425-003	O-RING, 24.4X3.1(ARAI)	1	1	1		
10	91320-MB0-000	O-RING, 4X2	1	1	1		
11	95801-06025-00	BOLT, FLANGE, 6X25	2	2	2		

2

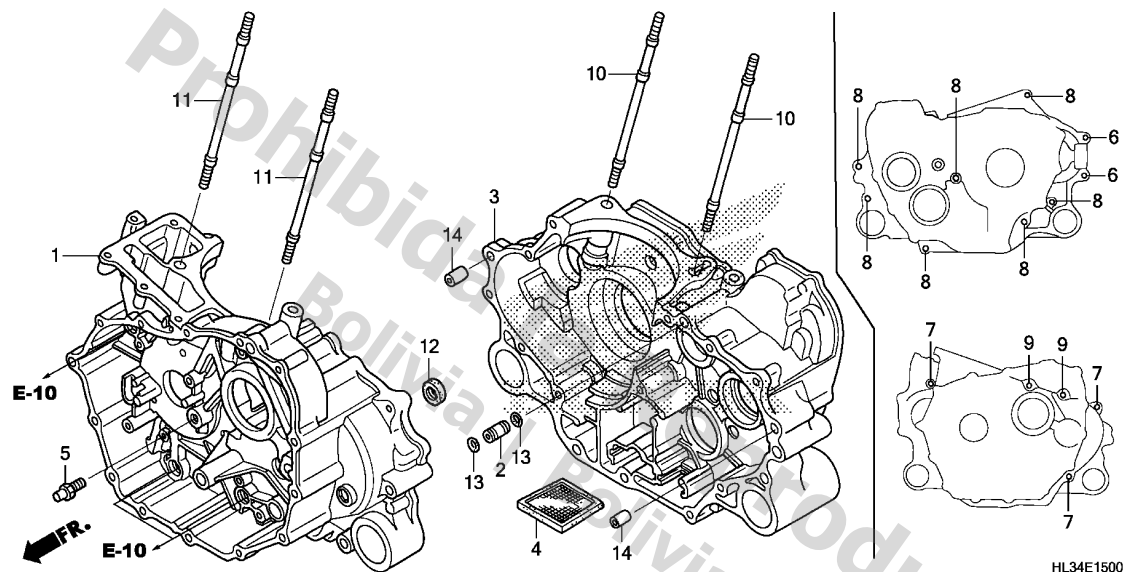
E-15

CRANKCASE

F 3

Service item

F.R.T.



Ref. No.	Part No.	Description	Reqd. QTY			Serial No.	Parts catalogue code
			SXS700				
			M2	M4			
			'14	'15	'15		
1	11100-HN8-030	CRANKCASE COMP., FR.	1	1	1		
2	11145-HN8-010	PIN, OIL GUIDE, 8MM	1	1	1		
3	11200-HN8-020	CRANKCASE COMP., RR.	1	1	1		
4	15421-HC4-005	SCREEN, OIL FILTER(KOYO)	1	1	1		
5	26326-HN8-000	PIN, STATOR STOPPER	1	1	1		
6	90004-GHB-700	BOLT, FLANGE, 6X35(NSHF)	2	2	2		
7	90004-GHB-710	BOLT, FLANGE, 6X40(NSHF)	3	3	3		
8	90004-GHB-740	BOLT, FLANGE, 6X55(NSHF)	7	7	7		
9	90004-GHB-790	BOLT, FLANGE, 6X80(NSHF)	2	2	2		
10	90032-HN8-000	BOLT, STUD, 10X265	2	2	2		
11	90033-HN8-000	BOLT B, STUD, 10X265	2	2	2		
12	91201-HN8-003	OIL SEAL, 9X18X7(ARAI)	1	1	1		
13	91305-MG7-003	O-RING, 5X1.7(ARAI)	2	2	2		
14	94301-08140	DOWEL PIN, 8X14	2	2	2		

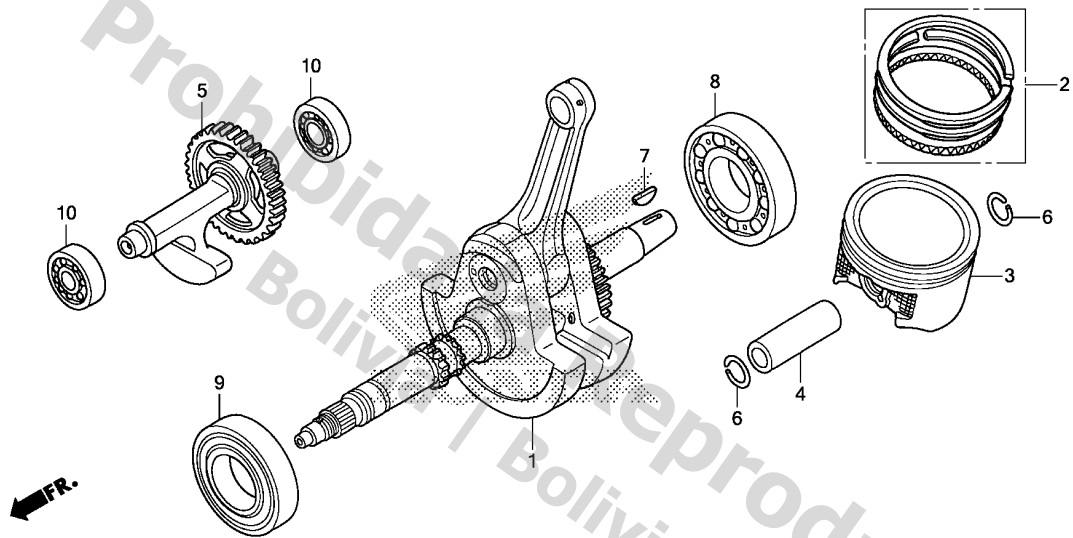
E-16

CRANK SHAFT/PISTON

F 4

Service item

F.R.T.



HL34E1600

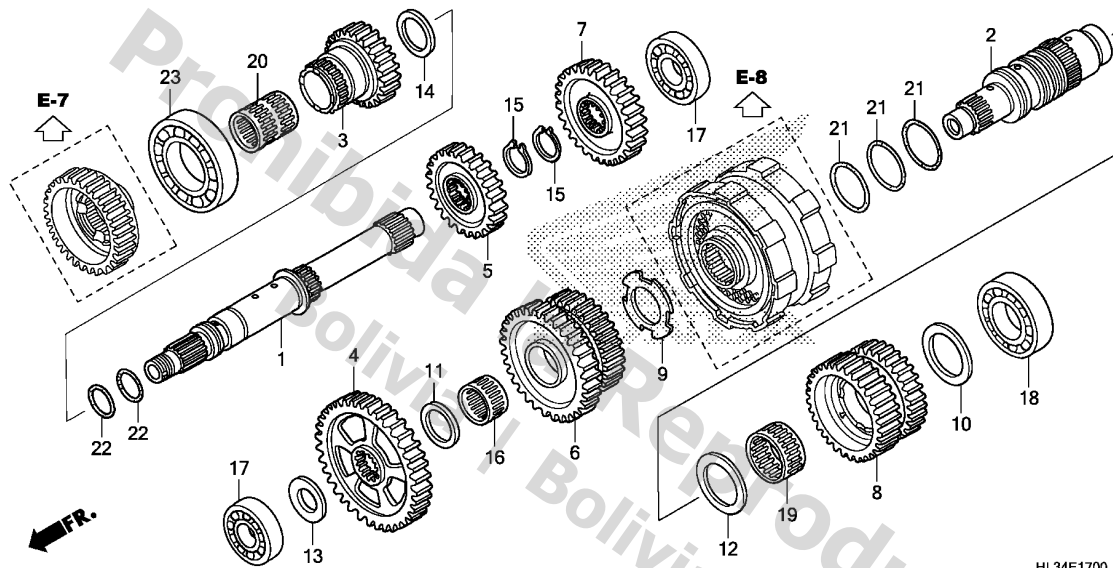
Ref. No.	Part No.	Description	Reqd. QTY			Serial No.	Parts catalogue code
			SXS700				
			M2	M4			
			'14	'15	'15		
1	13000-HL3-A00	CRANKSHAFT COMP.	1	1	1		
2	13010-HN8-A61	RING SET, PISTON(STD.)	1	1	1		
	13011-HN8-A61	RING SET, PISTON(0.25)	(1)	(1)	(1)		
3	13101-HN8-A60	PISTON(STD.)	1	1	1		
	13102-HN8-A60	PISTON(0.25)	(1)	(1)	(1)		
4	13111-HN8-A60	PIN, PISTON	1	1	1		
5	13420-HL1-A00	SHAFT COMP., BALANCER(42T) ..	1	1	1		
6	90602-MBN-670	CLIP, PISTON PIN, 23MM	2	2	2		
7	90741-ZE2-000	KEY, SPECIAL WOODRUFF, 25X18	1	1	1		
8	91001-HN8-004	BEARING, RADIAL BALL, 40X85X18	1	1	1		
9	91001-MBN-671	BEARING, ROLLER	1	1	1		
10	91003-HA7-672	BEARING, RADIAL BALL, 6203 RSH	2	2	2		

2

E-17

TRANSMISSION

F 5

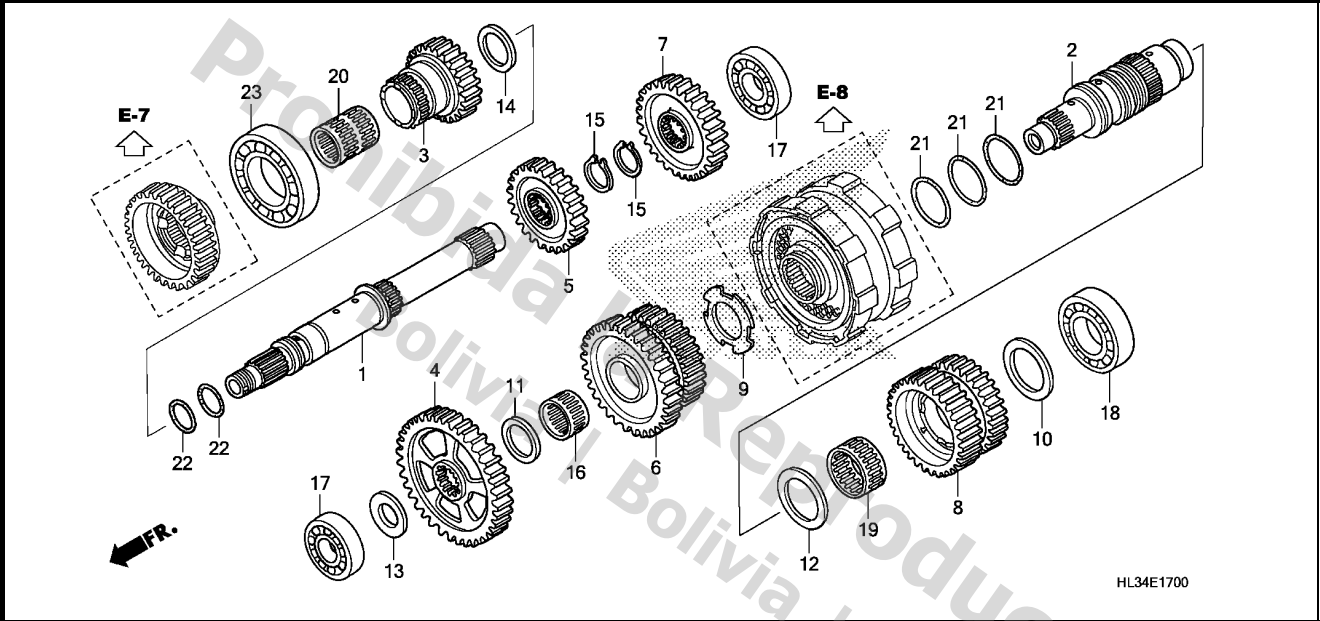


Service item

F.R.T.

HL34E1700

Ref. No.	Part No.	Description	Reqd. QTY			Serial No.	Parts catalogue code
			SXS700				
			M2	M4			
			'14	'15	'15		
1	23210-HN8-B40	MAINSHAFT COMP.	1	1	1		
2	23220-HN8-000	COUNTERSHAFT COMP.	1	1	1		
3	23401-HN8-000	GEAR, MAINSHAFT FIRST(19T) ..	1	1	1		
4	23411-HN8-000	GEAR, COUNTERSHAFT LOW(39T) -	1	1	1		
5	23421-HN8-000	GEAR, MAINSHAFT SECOND(24T) -	1	1	1		
6	23431-HL1-A00	GEAR, COUNTERSHAFT SECOND (34T/38T)	1	1	1		
7	23441-HN8-B40	GEAR, MAINSHAFT THIRD(30T) ..	1	1	1		
8	23451-HN8-A60	GEAR, COUNTERSHAFT THIRD (28T/38T)	1	1	1		
9	90406-HN8-000	WASHER, SPECIAL, 25MM	1	1	1		
10	90408-HN8-000	WASHER, SPECIAL, 28MM	1	1	1		
11	90412-ZE5-000	WASHER, THRUST, 25MM	1	1	1		
12	90453-MM5-000	WASHER, THRUST, 30X42X1	1	1	1		
13	90454-HN8-000	WASHER, SPECIAL, 20MM	1	1	1		
14	90483-752-800	SHIM, ROTARY COUNTER, 22.2X32X1.40(D)	1	1	1		
15	90601-727-000	CIRCLIP, SPECIAL, 23MM	2	2	2		
16	91005-MCA-003	BEARING, NEEDLE, 25X29X17(NTN)	1	1	1		
17	91011-HN8-003	BEARING, RADIAL BALL SPECIAL, 6004	2	2	2		
18	91014-752-621	BEARING, RADIAL BALL, 60/28 -	1	1	1		
19	91022-MB0-003	BEARING, NEEDLE, 30X35X17 ...	1	1	1		
20	91026-HN8-003	BEARING, NEEDLE, 22X26X34 ...	1	1	1		
21	91307-PA9-003	O-RING, 31.2X1.9(ARAI)	3	3	3		



HL34E1700

Ref. No.	Part No.	Description	Reqd. QTY			Serial No.	Parts catalogue code
			SXS700	M2	M4		
			'14	'15	'15		

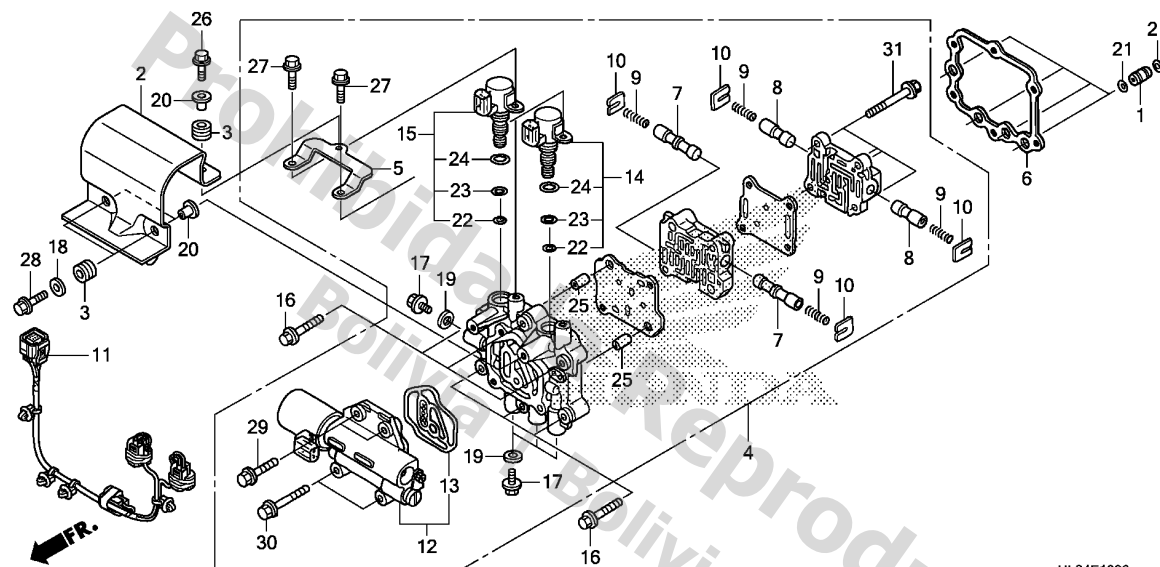
22	91361-ME5-003	O-RING, 18X1.9(ARAI)	2	2	2		
23	96100-60070-00	BEARING, RADIAL BALL, 6007 ..	1	1	1		

2

E-18

MAIN VALVE BODY

F 7



Service item

F.R.T.

HL34E1800

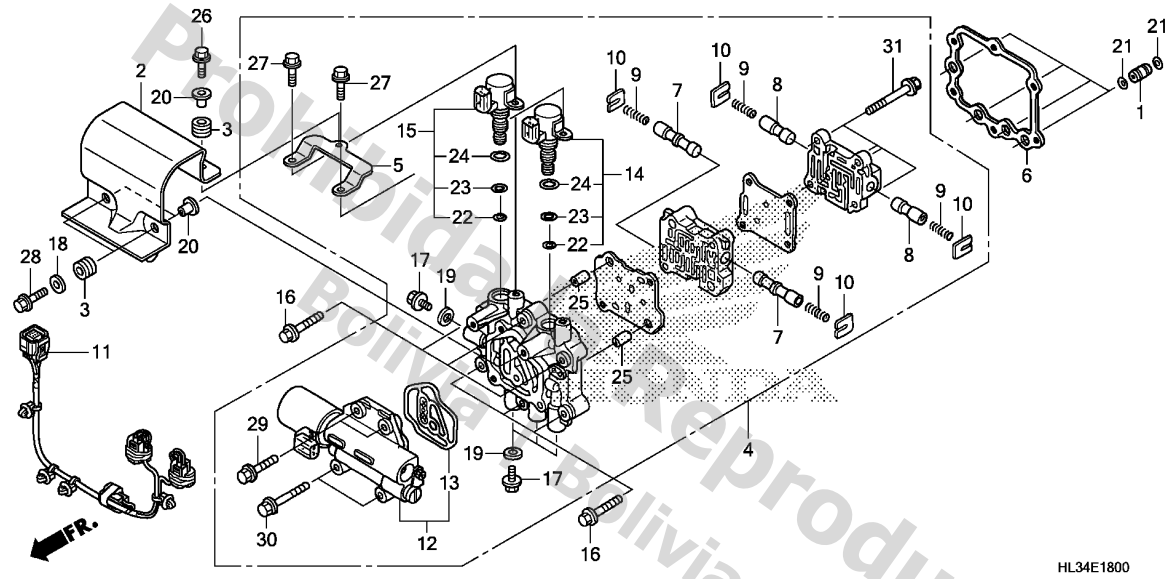
Ref. No.	Part No.	Description	Reqd. QTY			Serial No.	Parts catalogue code
			SXS700				
			M2	M4			
			'14	'15	'15		
1	11334-HN8-010	PIN, OIL GUIDE, 10MM	4	4	4		
2	11355-HL1-A00	COVER, SOLENOID	1	1	1		
3	18345-MBT-610	RUBBER, PROTECTOR MOUNTING ..	3	3	3		
4	27100-HL1-A01	VALVE BODY ASSY.	1	1	1		
5	27105-HL1-A00	STAY, SOLENOID COVER	1	1	1		
6	27135-HN8-000	GASKET, OIL CONTROL COVER ...	1	1	1		
7	27211-HN8-003	VALVE, SHIFT	2	2	2		
8	27221-HN8-003	VALVE, ORIFICE CONTROL	2	2	2		
9	27231-HN8-003	SPRING, VALVE	4	4	4		
10	27263-PX3-000	SEAT, VALVE SPRING	4	4	4		
11	32102-HL3-A00	SUB CORD, SOLENOID	1	1	1		
12	38610-HN8-003	SOLENOID ASSY., LINEAR	1	1	1		
13	38615-HN8-003	PACKING, BASE	1	1	1		
14	38620-HN8-003	SOLENOID ASSY. A	1	1	1		
15	38630-HN8-003	SOLENOID ASSY. B	1	1	1		
16	90004-GHB-690	BOLT, FLANGE, 6X32(NSHF)	6	6	6		
17	90024-612-000	BOLT, SEALING, 8MM	4	4	4		
18	90439-MB0-000	WASHER, RR. COVER GROMMET ...	2	2	2		
19	90471-580-000	PACKING, 8MM	4	4	4		
20	90512-440-980	WASHER, 6MM	3	3	3		
21	91301-473-003	O-RING, 7X1.7	8	8	8		
22	91301-P6H-003	O-RING, 7.6X1.9(KEIHIN)	2	2	2		
23	91302-P6H-003	O-RING, 9.6X1.9(KEIHIN)	2	2	2		
24	91303-P6H-003	O-RING, 11.7X1.9(KEIHIN)	2	2	2		
25	94301-08140	DOWEL PIN, 8X14	2	2	2		

2

E-18

MAIN VALVE BODY

F 8



HL34E1800

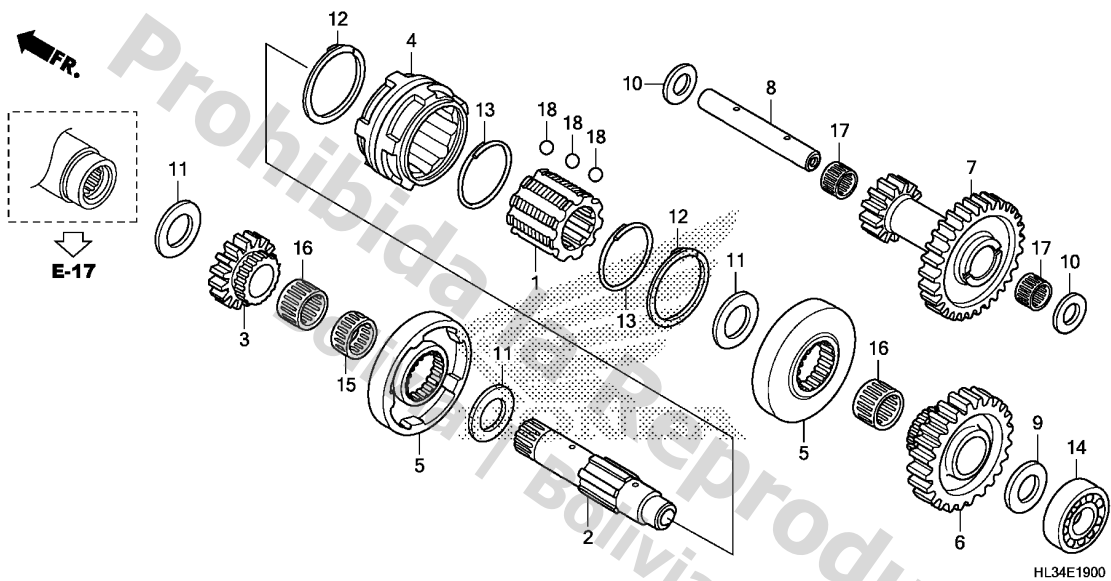
Ref. No.	Part No.	Description	Reqd. QTY			Serial No.	Parts catalogue code
			SXS700				
			M2	M4			
			'14	'15	'15		
26	95701-06014-00	BOLT, FLANGE, 6X14	1	1	1		
27	95701-06016-08	BOLT, FLANGE, 6X16	2	2	2		
28	95701-06018-00	BOLT, FLANGE, 6X18	2	2	2		
29	95701-06025-08	BOLT, FLANGE, 6X25	2	2	2		
30	95701-06035-08	BOLT, FLANGE, 6X35	2	2	2		
31	95701-06050-08	BOLT, FLANGE, 6X50	4	4	4		

2

E-19

REVERSE GEAR

F 9



Service item

F.R.T.

Ref. No.	Part No.	Description	Reqd. QTY			Serial No.	Parts catalogue code
			SXS700	M2	M4		
			'14	'15	'15		
1	23433-HN8-000	COLLAR, FINAL SHIFTER	1	1	1		
2	23511-HN8-000	SHAFT, FINAL DRIVE	1	1	1		
3	23621-HL1-A00	GEAR, FINAL DRIVE(16T)	1	1	1		
4	23641-HL1-A00	SHIFTER, FINAL	1	1	1		
5	23645-HN8-000	GUIDE, FINAL SHAFT	2	2	2		
6	23711-HN8-000	GEAR, REVERSE DRIVE(24T)	1	1	1		
7	23722-HL1-A50	GEAR, REVERSE IDLE(13T/25T)	1	1	1		
8	23730-HL1-A50	SHAFT COMP., REVERSE IDLE	1	1	1		
9	90403-HN8-000	WASHER, SPECIAL, 17MM	1	1	1		
10	90451-HN8-000	WASHER, THRUST, 13X24X1	2	2	2		
11	90458-292-000	WASHER, THRUST, 20MM	3	3	3		
12	90613-969-003	RING, INTERNAL DOUBLE COIL	2	2	2		
13	90616-969-000	CLIP, 32.5MM	2	2	2		
14	91006-HN2-003	BEARING, RADIAL BALL					
		(6203U SPL.)	1	1	1		
15	91013-PA9-003	BEARING, NEEDLE, 20X24X13(NTN)	1	1	1		
16	91051-727-000	BEARING, NEEDLE, 20X24X17	2	2	2		
17	91102-GAS-003	BEARING, CONNECTING ROD SMALL					
		END(NTN)	2	2	2		
18	96211-07000	BALL, STEEL, #7(7/32)	27	27	27		

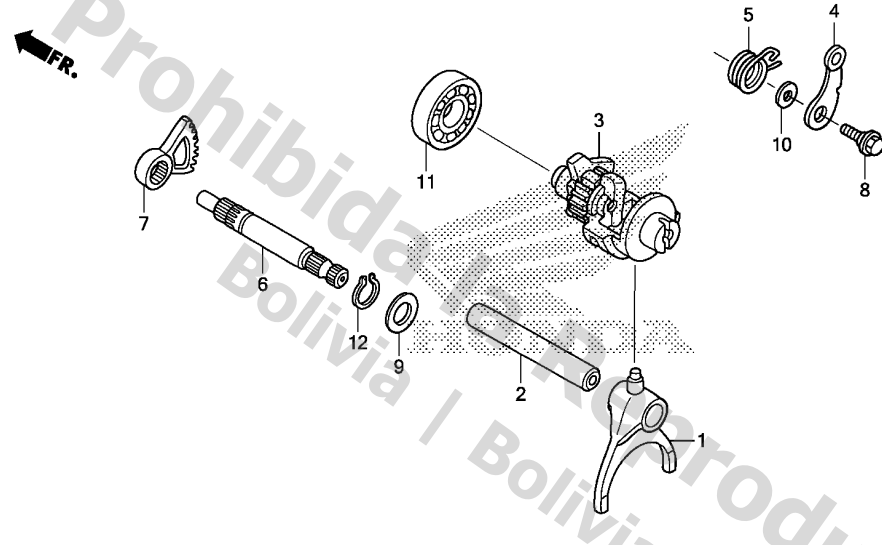
E-20

GEARSHIFT FORK

F10

Service item

F.R.T.



HL34E2000

Ref. No.	Part No.	Description	Reqd. QTY			Serial No.	Parts catalogue code
			SXS700				
			M2	M4			
			'14	'15	'15		
1	24211-HL1-A00	FORK, GEARSHIFT	1	1	1		
2	24241-HN8-000	SHAFT, SHIFT FORK	1	1	1		
3	24300-HN8-000	DRUM ASSY., GEARSHIFT	1	1	1		
4	24430-HB3-000	STOPPER COMP., GEARSHIFT DRUM	1	1	1		
5	24435-HN8-000	SPRING, SHIFT DRUM STOPPER ..	1	1	1		
6	24681-HN8-A60	SPINDLE, GEARSHIFT	1	1	1		
7	24682-HN8-003	ARM, GEARSHIFT	1	1	1		
8	90022-MG8-000	PIVOT, SHIFT DRUM STOPPER ARM	1	1	1		
9	90410-HN8-000	WASHER, 13X21X1	1	1	1		
10	90417-360-000	WASHER, DRUM STOPPER	1	1	1		
11	91012-HC5-004	BEARING, RADIAL BALL, 6203 (KOYO)	1	1	1		
12	94510-13000	CIRCLIP, EXTERNAL, 13MM	1	1	1		

2

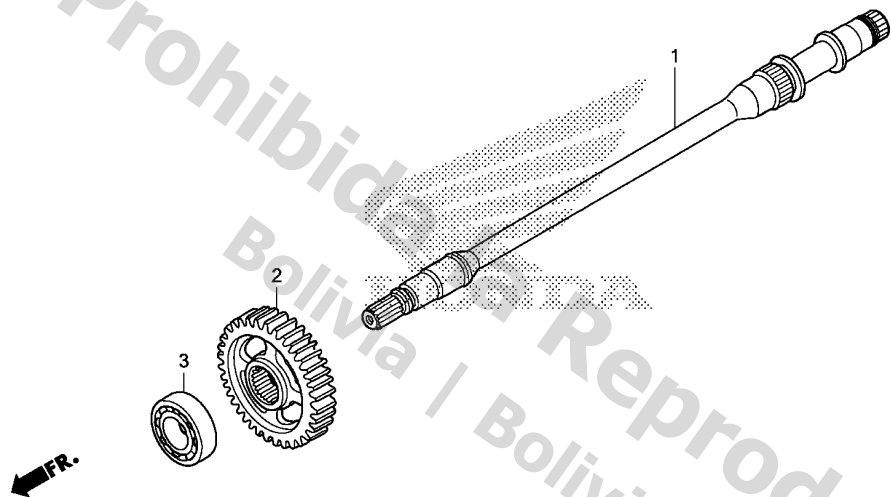
E-21

FINAL SHAFT

F11

Service item

F.R.T.

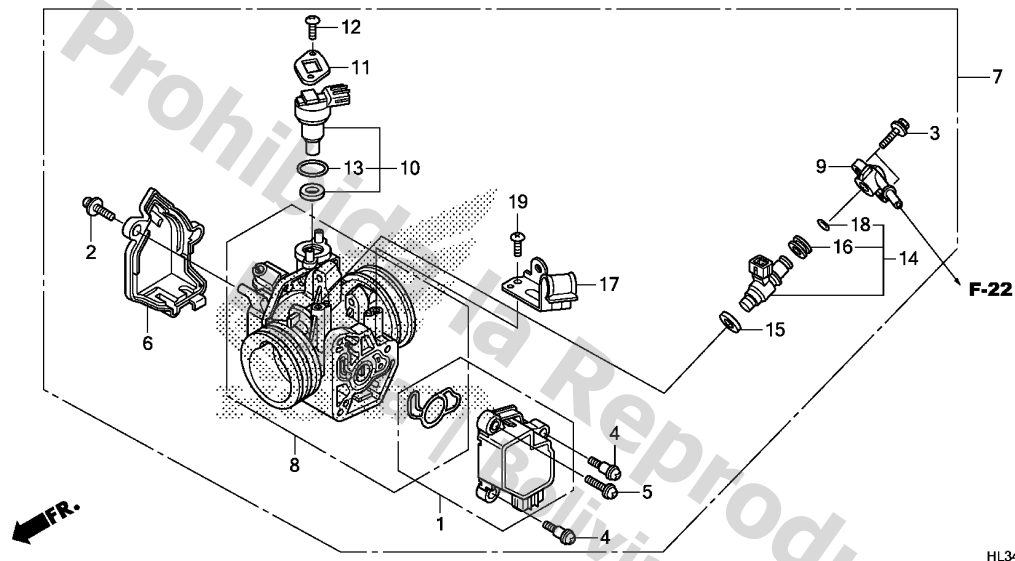


HL34E2100

Ref. No.	Part No.	Description	Reqd. QTY			Serial No.	Parts catalogue code
			SXS700	M2	M4		
			'14	'15	'15		
1	23611-HL3-A00	SHAFT, FINAL	1	1	1		
2	23631-HL1-A00	GEAR, FINAL DRIVEN(41T)	1	1	1		
3	91013-HN8-003	BEARING, RADIAL BALL, 62/28 -	1	1	1		

2

Service item F.R.T.



HL34E2200

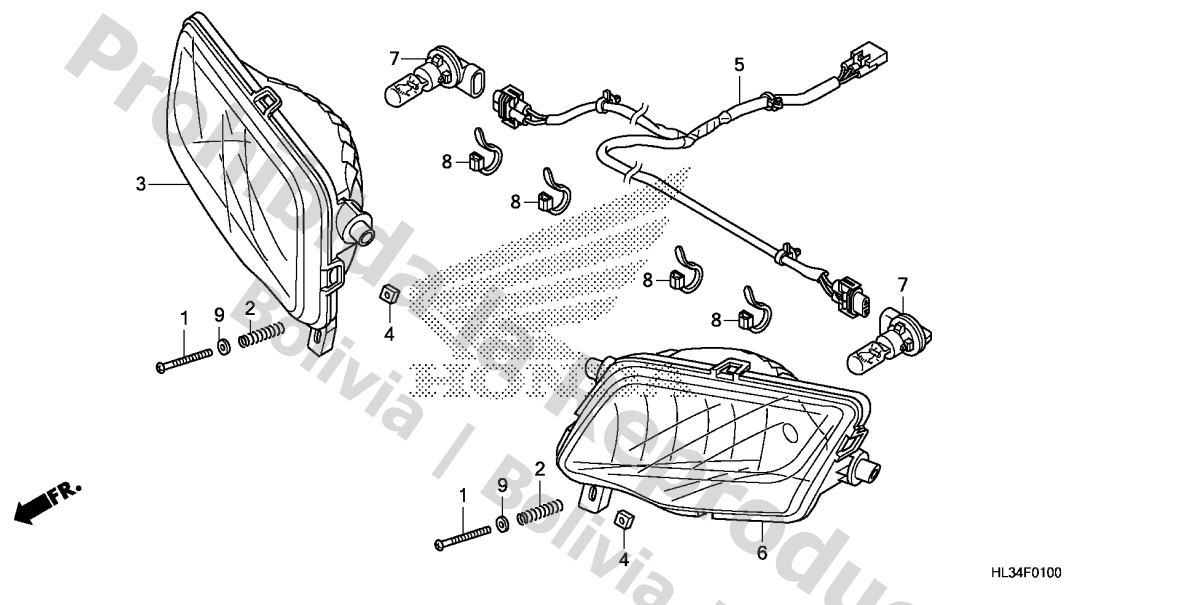
Ref. No.	Part No.	Description	Reqd. QTY			Serial No.	Parts catalogue code
			SXS700				
			M2	M4			
			'14	'15	'15		
1	16060-HP6-A01	SENSOR SET	1	1	1		
2	16080-HP5-601	SCREW-WASHER	1	1	1		
3	16080-KPH-701	BOLT, FLANGE, 5X20	2	2	2		
4	16081-KPH-701	SCREW, TORX, 5X8.7	2	2	2		
5	16082-KPH-701	SCREW, TORX, 5X17	1	1	1		
6	16157-HN8-A61	COVER, BODY	1	1	1		
7	16400-HL3-A01	BODY ASSY., THROTTLE(GQ6JA A)	1	1	1		
8	16410-HL3-A01	BODY SET	1	1	1		
9	16422-HP6-A01	JOINT, INJECTOR	1	1	1		
10	16430-HP6-A01	VALVE SET, IDLE AIR CONTROL	1	1	1		
11	16432-HP5-601	PLATE, IDLE AIR CONTROL VALVE	1	1	1		
12	16433-HN8-A61	SCREW, TORX	2	2	2		
13	16435-HN8-A61	O-RING, 17.8X1.9	1	1	1		
14	16450-HN8-A61	INJECTOR ASSY., FUEL	1	1	1		
15	16472-MCW-000	SEAL RING, INJECTOR	1	1	1		
16	16473-P7A-004	CUSHION RING, INJECTOR	1	1	1		
17	17640-HL1-A01	CLAMPER, FUEL HOSE	1	1	1		
18	91301-P7A-004	O-RING, 7.8X1.9	1	1	1		
19	93500-05010-1H	SCREW, PAN, 5X10	1	1	1		



F-1

HEADLIGHT

G 1



Service item	F.R.T.
--------------	--------

HL34F0100

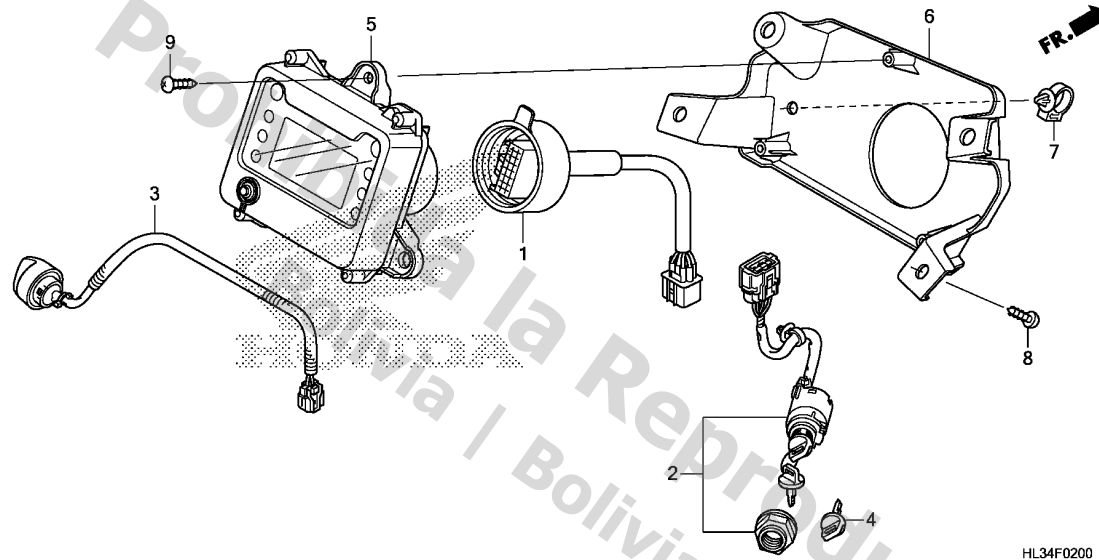
3

Ref. No.	Part No.	Description	Reqd. QTY			Serial No.	Parts catalogue code
			SXS700	M2	M4		
			'14	'15	'15		
1	33103-KSC-670	SCREW, PAN, 4X55	2	2	2		
2	33107-KAE-771	SPRING, BEAM ADJUSTING	2	2	2		
3	33110-HL3-A00	HEADLIGHT UNIT, R.	1	1	1		
4	33117-KBR-730	NUT, BEAM ADJUSTING	2	2	2		
5	33130-HL3-A00	SUB HARNESS, HEADLIGHT	1	1	1		
6	33160-HL3-A00	HEADLIGHT UNIT, L.	1	1	1		
7	34901-HL3-A00	BULB COMP., HEADLIGHT					
		(12V 30/30W)	2	2	2		
8	90651-MA6-720	BAND, WIRE HARNESS	4	4	4		
9	94101-04700	WASHER, PLAIN, 4MM	2	2	2		

F-2

SWITCH/METER

G 2



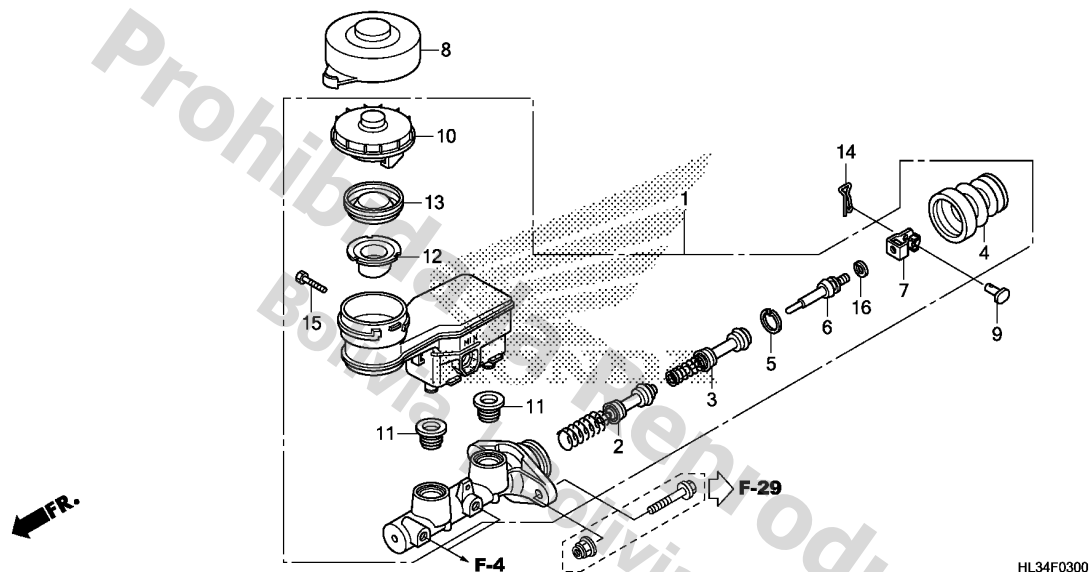
Service item F.R.T.

Ref. No.	Part No.	Description	Reqd. QTY			Serial No.	Parts catalogue code
			SXS700				
			M2	M4			
			'14	'15	'15		
1	32105-HL3-A00	SUB HARNESS, METER	1	1	1		
2	35100-HL3-A01	SWITCH ASSY., IGNITION	1	1	1		
3	35120-HL3-A01	SWITCH ASSY., HEADLIGHT	1	1	1		
4	35121-HL1-A01	KEY, BLANK(TYPE 1)					
		(KEY NO. AXX / BXX)	(1)	(1)	(1)		
	35122-HL1-A01	KEY, BLANK(TYPE 2)					
		(KEY NO. CXX / DXX)	(1)	(1)	(1)		
5	37200-HL3-305	METER ASSY., COMBINATION(COO)	1	1	1	-----	2AC,3AC,4AC,AC
	37200-HL3-A01	METER ASSY., COMBINATION	1	1	1	-----	2CM,3CM,4CM,CM
6	68108-HL3-A00	COVER, METER	1	1	1		
7	90652-HC4-003	CLAMP, HARNESS	1	1	1		
8	93903-25310	SCREW, TAPPING, 5X16	4	4	4		
9	93913-25480	SCREW, TAPPING, 5X16(PO)	3	3	3		

3

Service item

F.R.T.



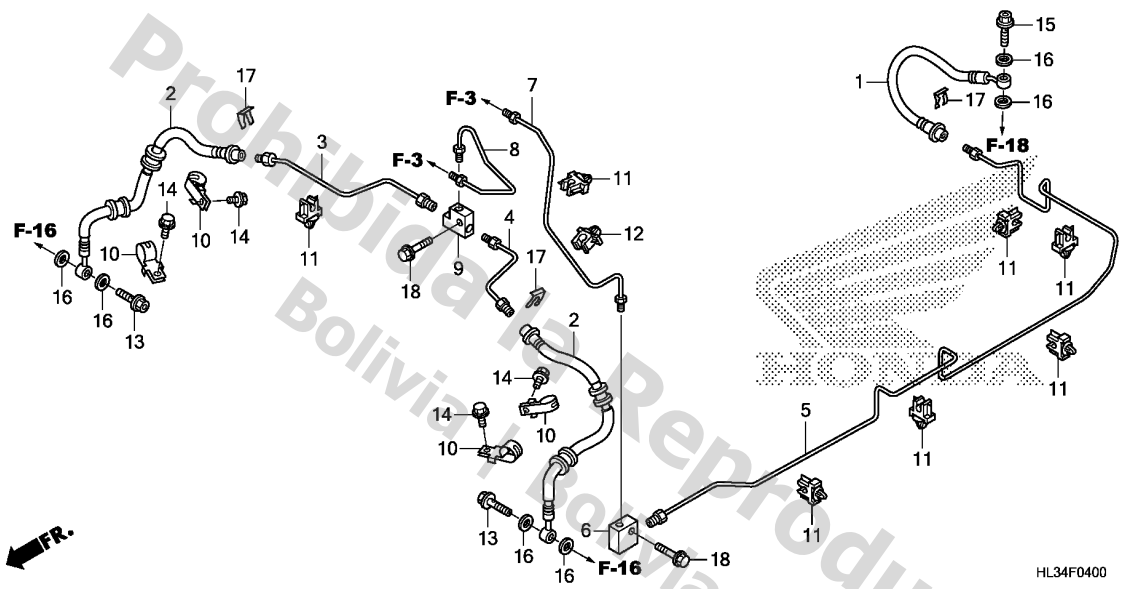
HL34F0300

Ref. No.	Part No.	Description	Reqd. QTY			Serial No.	Parts catalogue code
			SXS700				
			M2	M4			
			'14	'15	'15		
1	45500-HL3-305	CYLINDER ASSY., MASTER(COO) -	1	1	1	-----	2AC,3AC,4AC,AC
	45500-HL3-A01	CYLINDER ASSY., MASTER	1	1	1	-----	2CM,3CM,4CM,CM
2	45502-HL1-A01	PISTON ASSY., PRIMARY	1	1	1		
3	45503-HL1-A01	PISTON ASSY., SECONDARY	1	1	1		
4	45504-HL1-A01	BOOT	1	1	1		
5	45505-HL1-A01	CIRCLIP	1	1	1		
6	45525-HL3-A01	ROD, PUSH	1	1	1		
7	46151-SB2-003	YOKE, PUSH ROD(NISSIN)	1	1	1		
8	46163-HL1-A00	COVER, RESERVE TANK CAP	1	1	1		
9	46512-S70-000	PIN, PEDAL	1	1	1		
10	46662-HL3-A01	CAP COMP., RESERVE TANK	1	1	1		
11	46665-S04-J01	GROMMET	2	2	2		
12	46666-S2K-003	FILTER, BRAKE RESERVOIR	1	1	1		
13	46669-S5A-003	DIAPHRAGM	1	1	1		
14	46911-S70-003	PIN, LOCK(8MM)	1	1	1		
15	92301-05025-0H	BOLT, RECESSED, 5X25	1	1	1		
16	94111-08800	WASHER, SPRING, 8MM	1	1	1		

F-4

BRAKE PIPE

G 4



Service item F.R.T.

Ref. No.	Part No.	Description	Reqd. QTY			Serial No.	Parts catalogue code
			SXS700				
			M2	M4			
			'14	'15	'15		
1	43310-HL3-A01	HOSE, RR. BRAKE	1	1	1		
2	45125-HL3-A01	HOSE, FR. BRAKE	2	2	2		
3	45126-HL3-A00	PIPE COMP., R. FR. BRAKE	1	1	1		
4	45127-HL3-A00	PIPE COMP., L. FR. BRAKE	1	1	1		
5	45128-HL3-A00	PIPE COMP., RR. BRAKE	1	1	1		
6	45128-MEJ-D01	JOINT, TWO WAY PIPE	1	1	1		
7	45129-HL3-A00	PIPE COMP., RR. BRAKE MIDDLE ..	1	1	1		
8	45134-HL3-A00	PIPE COMP., MASTER CYLINDER ..	1	1	1		
9	45151-MCA-003	PIPE, THREE WAY JOINT	1	1	1		
10	45462-HR0-F00	CLAMP B, FR. BRAKE HOSE	4	4	4		
11	46394-S04-003	CLIP A	7	7	7		
12	46394-SN7-003	CLIP, BRAKE PIPE	1	1	1		
13	46462-SE0-000	BOLT, OIL	2	2	2		
14	90107-HC5-000	BOLT, FLANGE, 6X10	4	4	4		
15	90145-MS9-612	BOLT, OIL, 10X22	1	1	1		
16	90545-300-000	WASHER, OIL BOLT	6	6	6		
17	90651-538-000	CLIP, BRAKE HOSE	3	3	3		
18	95701-06025-00	BOLT, FLANGE, 6X25	2	2	2		

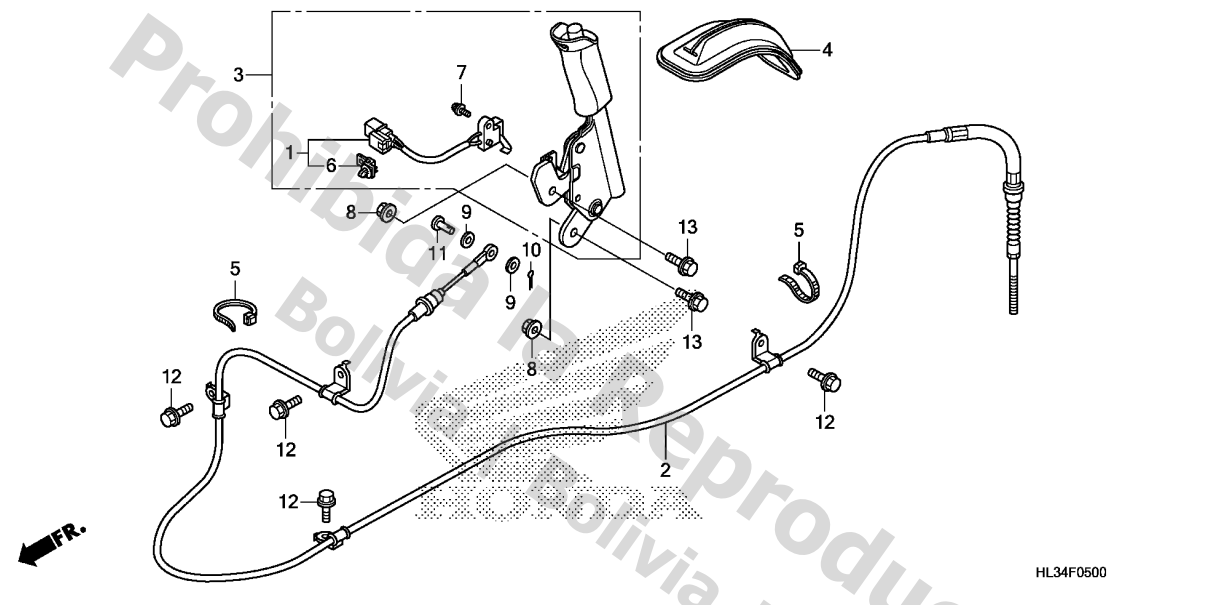
3

F-5

PARKING BRAKE

G 5

Service item F.R.T.



Ref. No.	Part No.	Description	Reqd. QTY			Serial No.	Parts catalogue code
			SXS700				
			M2	M4			
			'14	'15	'15		
1	35370-HL3-A00	SWITCH ASSY., PARKING	1	1	1		
2	45460-HL3-A01	CABLE ASSY., PARKING BRAKE ...	1	1	1		
3	47105-HL3-A00	LEVER ASSY., HAND BRAKE	1	1	1		
4	47160-HL3-A00	RUBBER, HAND BRAKE	1	1	1		
5	90651-MA6-720	BAND, WIRE HARNESS	2	2	2		
6	91565-S3Y-003	CLIP, COUPLER	1	1	1		
7	93892-03010-08	SCREW-WASHER, 3X10	1	1	1		
8	94050-08000	NUT, FLANGE, 8MM	2	2	2		
9	94101-06800	WASHER, PLAIN, 6MM	2	2	2		
10	94201-20120	PIN, SPLIT, 2.0X12	1	1	1		
11	95015-53000	PIN C, JOINT	1	1	1		
12	95701-08016-00	BOLT, FLANGE, 8X16	4	4	4		
13	95701-08018-08	BOLT, FLANGE, 8X18	2	2	2		

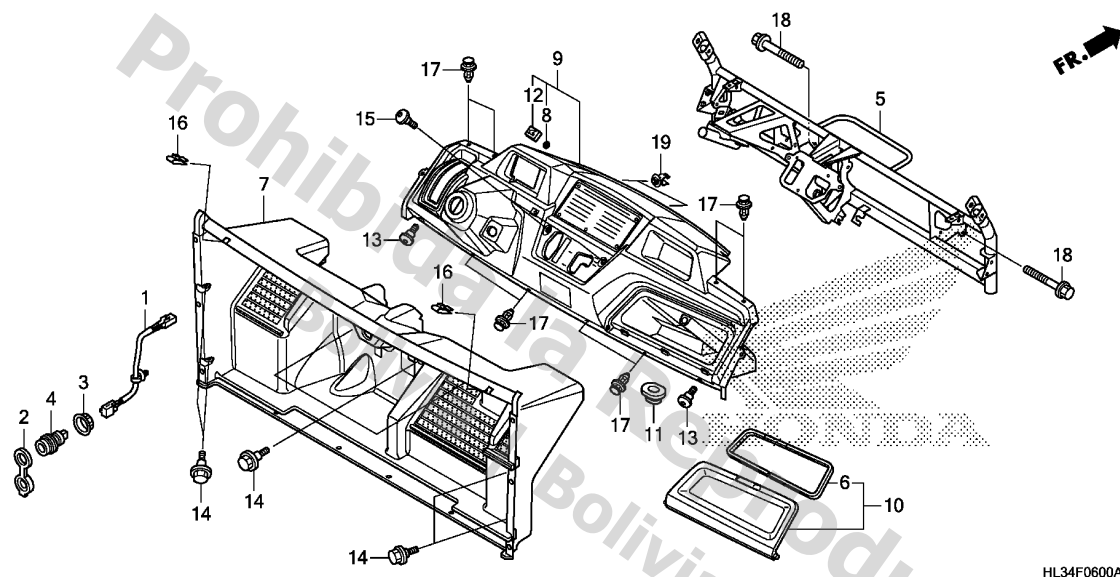
3

F-6

INSTRUMENT PANEL

G 6

Service item F.R.T.



HL34F0600A

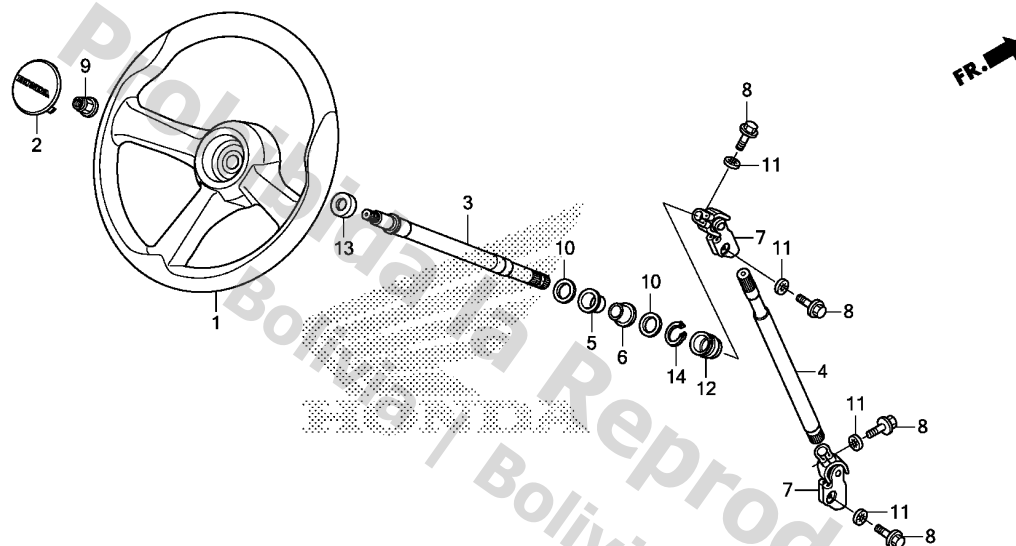
Ref. No.	Part No.	Description	Reqd. QTY			Serial No.	Parts catalogue code
			SXS700				
			M2	M4			
			'14	'15	'15		
1	31651-HL3-A00	SUB HARNESS, ACCESSORY	1	1	1		
2	31652-HP0-A01	CAP	1	1	1		
3	31653-HP0-A01	NUT	1	1	1		
4	31655-HP0-A01	SOCKET COMP., ACCESSORY	1	1	1		
5	53210-HL3-A00	FRAME COMP., INSTRUMENT PANEL	1	1	1		
6	61122-HL3-A00	SEAL, GLOVE BOX	1	1	1		
7	64100-HL3-A00ZA	COVER, FR. FLOOR					
	NH1BLACK	1	1	1		
8	64206-MJ0-000	NUT, SPEED, 4MM	1	1	1		
9	68100-HL3-A10ZA	PANEL ASSY., INSTRUMENT					
	NH1BLACK	1	-	-	-----	2AC,2CM,4AC,4CM
	68100-HL3-A00ZA	*NH1*	1	-	-	-----	3AC,3CM,AC,CM
	68100-HL3-A10ZA	*NH1*	-	1	-		
	68100-HL3-A00ZA	*NH1*	-	-	1		
10	68200-HL3-A00ZB	LID ASSY., GLOVE BOX					
	NH1BLACK	1	1	1		
11	83551-MA6-000	GROMMET, SIDE COVER	1	1	1		
12	86150-HN8-004	EMBLEM, PRODUCT(UEHARA)	1	1	1		
13	90102-HN5-670	SCREW, SPECIAL, 6X8	2	2	2		
14	90111-187-000	BOLT, FLANGE, 6MM	7	7	7		
15	90119-MEW-920	SCREW, PAN, 6X11	2	2	2		
16	90323-SE0-000	NUT, CLIP, 6MM	2	2	2		
17	90653-HC4-900	CLIP, MUDGUARD	8	8	8		
18	95701-08050-00	BOLT, FLANGE, 8X50	4	4	4		
19	16725-PNA-003	CLAMP A, FUEL HOSE	2	2	2		

3

F-7

STEERING WHEEL/STEERING SHAFT

G 7



Service item	F.R.T.
--------------	--------

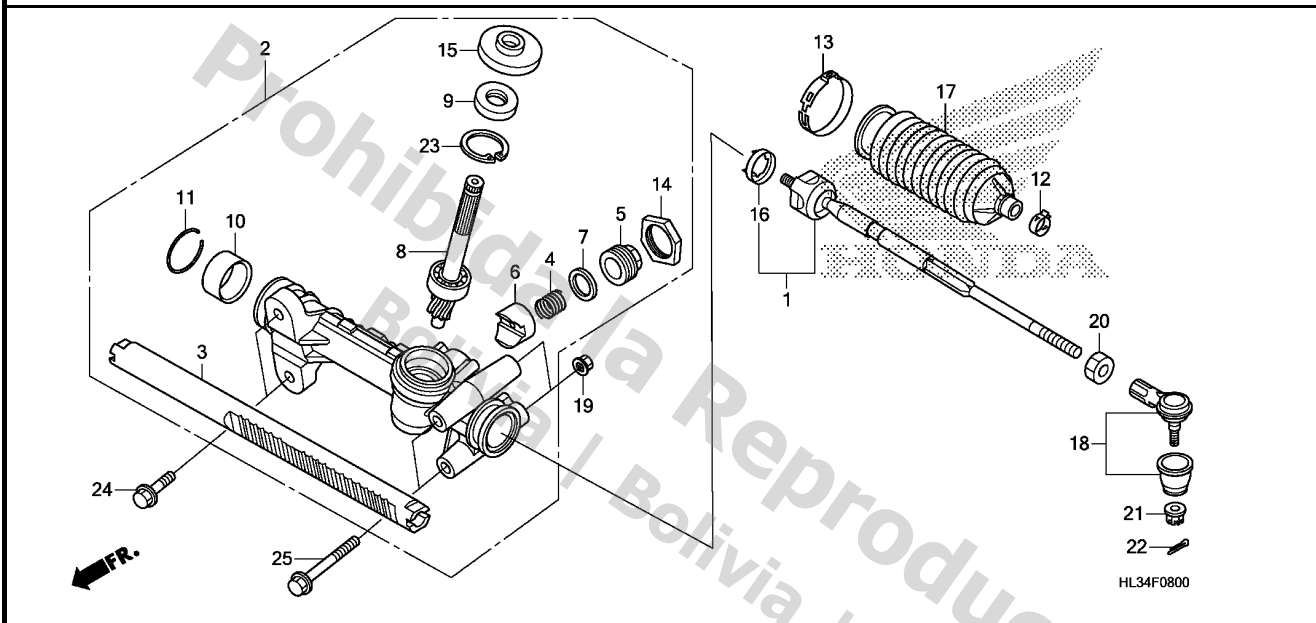
3

Ref. No.	Part No.	Description	Reqd. QTY			Serial No.	Parts catalogue code
			SXS700				
			M2	M4			
			'14	'15	'15		
1	53110-HL3-A01	WHEEL COMP., STEERING	1	1	1		
2	53122-HL3-A00	CAP, STEERING	1	1	1		
3	53314-HL3-A00	SHAFT, STEERING UPPER	1	1	1		
4	53315-HL3-A00	SHAFT, STEERING LOWER	1	1	1		
5	53316-HL3-A00	BUSH, STEERING SHAFT UPPER ..	1	1	1		
6	53317-HL3-A00	BUSH, STEERING SHAFT LOWER ..	1	1	1		
7	53323-SW5-003	JOINT COMP. B, STEERING	2	2	2		
8	90135-SB0-003	BOLT, STEERING YOKE, 8X28 (NIPPON SEIKO)	4	4	4		
9	90380-SB2-003	NUT, SELF-LOCK(OHASHI)	1	1	1		
10	90454-428-000	WASHER, THRUST, 20MM	2	2	2		
11	90511-671-003	WASHER, TOOTHED LOCK	4	4	4		
12	91257-HL3-A01	SEAL, STEERING SHAFT LOWER ..	1	1	1		
13	91262-HL3-A01	SEAL, STEERING SHAFT UPPER ..	1	1	1		
14	94510-20000	CIRCLIP, EXTERNAL, 20MM	1	1	1		

F-8

STEERING GEAR BOX/TIE ROD

G 8

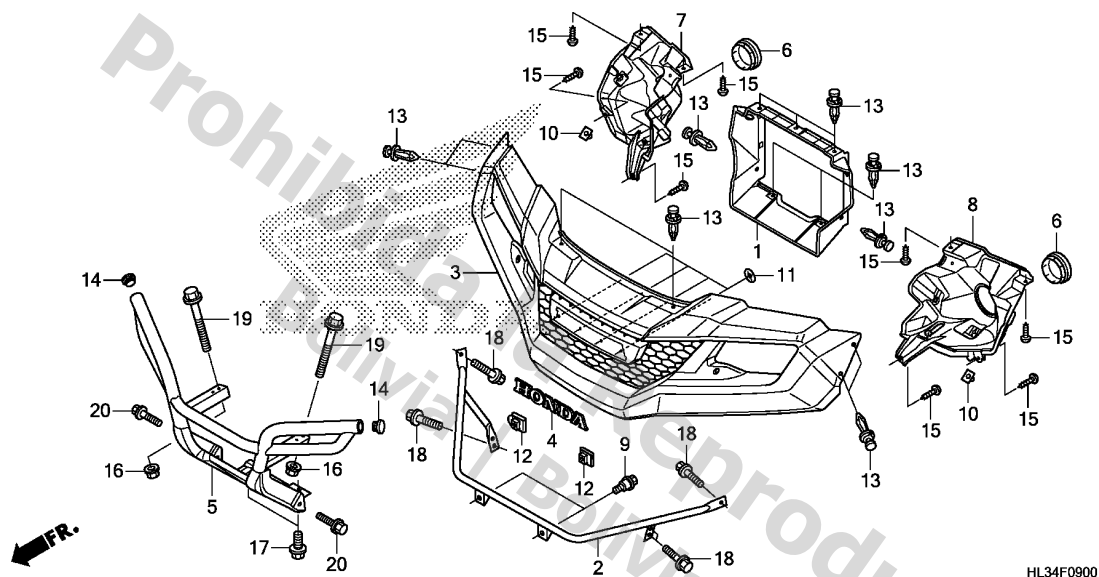


Service item	F.R.T.
--------------	--------

Ref. No.	Part No.	Description	Reqd. QTY			Serial No.	Parts catalogue code
			SXS700	M2	M4		
			'14	'15	'15		
1	53010-HL3-A01	END SET, TIE ROD	2	2	2		
2	53040-HL3-A01	BOX COMP., STEERING GEAR	1	1	1		
3	53402-HL3-A00	RACK, STEERING	1	1	1		
4	53413-SH3-003	SPRING, RACK GUIDE PRESSURE	1	1	1		
5	53414-679-013	SCREW, RACK GUIDE	1	1	1		
6	53416-HL3-A00	GUIDE, STEERING RACK	1	1	1		
7	53418-SC2-003	WASHER, DISK	1	1	1		
8	53421-HL3-A01	PINION COMP., STEERING	1	1	1		
9	53426-671-003	DUST SEAL, STEERING PINION (ARAI)	1	1	1		
10	53430-HL3-A00	BUSH, RACK END	1	1	1		
11	53431-HL3-A00	RING, SNAP	1	1	1		
12	53448-HL3-A00	BAND A, BELLOWS	2	2	2		
13	53449-HL3-A00	BAND B, BELLOWS	2	2	2		
14	53458-SE0-003	NUT, RACK SCREW LOCK	1	1	1		
15	53502-S3A-J01	COVER, PINION DUST	1	1	1		
16	53536-SR3-000	WASHER, TIE ROD LOCK	2	2	2		
17	53537-HL3-A00	BOOT A, TIE ROD	2	2	2		
18	53540-S47-951	END COMP., TIE ROD	2	2	2		
19	90305-HC0-770	NUT, SELF-LOCK, 10MM	4	4	4		
20	94001-14280-0S	NUT, HEX., 14MM	2	2	2		
21	94050-12080	NUT, FLANGE, 12MM	2	2	2		
22	94201-25200	PIN, SPLIT, 2.5X20	2	2	2		
23	94520-35000	CIRCLIP, INTERNAL, 35MM	1	1	1		
24	95701-10032-00	BOLT, FLANGE, 10X32	2	2	2		
25	95701-10105-08	BOLT, FLANGE, 10X105	2	2	2		

3

Service item F.R.T.



Ref. No.	Part No.	Description	Reqd. QTY			Serial No.	Parts catalogue code
			SXS700				
			'14	'15	'15		
1	19014-HL3-A00	SHROUD, RADIATOR	1	1	1		
2	61110-HL3-A00	PIPE COMP., FR. GRILLE MOUNT	1	1	1		
3	61150-HL3-A00ZA	GRILLE, FR. *NH1*.....BLACK	1	1	1		
4	61155-HL3-A00	EMBLEM, HONDA	1	1	1		
5	62510-HL3-A00	BUMPER COMP., FR.	1	1	1		
6	64365-040-000ZH	CAP, FR. COVER *NH1*.....BLACK	2	2	2		
7	66301-HL3-A00	COVER, R. HEADLIGHT	1	1	1		
8	66302-HL3-A00	COVER, L. HEADLIGHT	1	1	1		
9	90111-197-890	BOLT, FLANGE, 6MM	2	2	2		
10	90303-HA0-680	NUT, SPECIAL, 6X7	2	2	2		
11	90313-567-000	NUT, SPEED, 3MM	4	4	4		
12	90323-SE0-000	NUT, CLIP, 6MM	2	2	2		
13	90653-HC4-900	CLIP, MUDGUARD	13	13	13		
14	90861-HL1-A00	CAP, PIPE END (1-3/4")	2	2	2		
15	93903-25310	SCREW, TAPPING, 5X16	8	8	8		
16	94050-08000	NUT, FLANGE, 8MM	4	4	4		
17	95701-06012-00	BOLT, FLANGE, 6X12	2	2	2		
18	95701-06016-08	BOLT, FLANGE, 6X16	6	6	6		
19	95701-08055-08	BOLT, FLANGE, 8X55	4	4	4		
20	95701-10016-00	BOLT, FLANGE, 10X16	2	2	2		

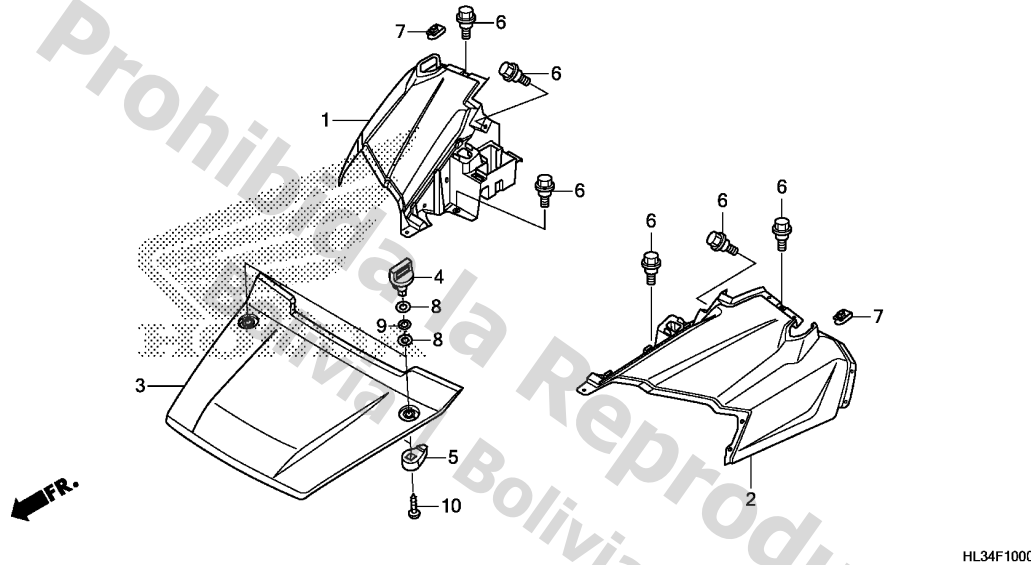
F-10

FRONT FENDER/HOOD

G10

Service item

F.R.T.



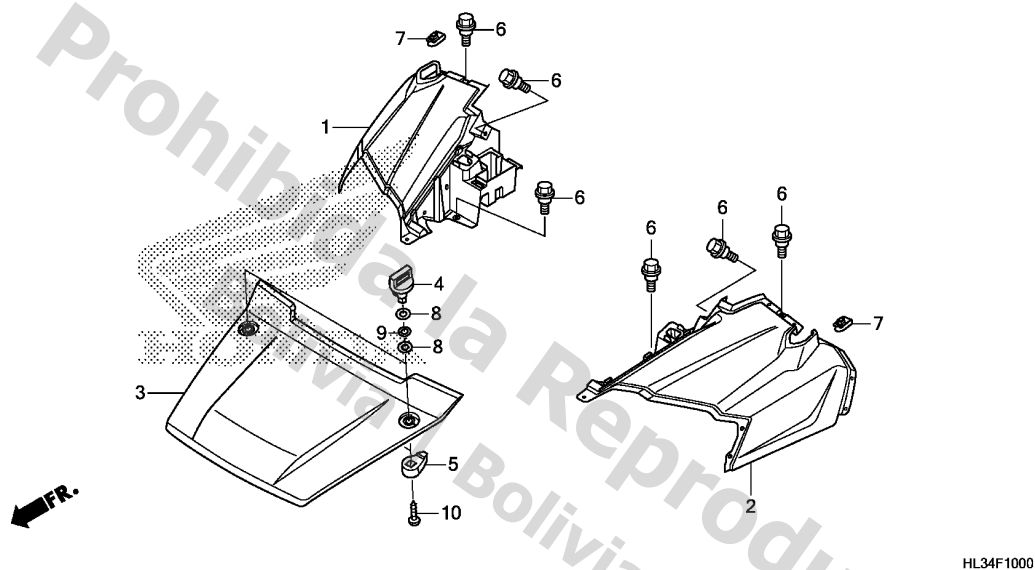
Ref. No.	Part No.	Description	Reqd. QTY			Serial No.	Parts catalogue code
			SXS700	M2	M4		
			'14	'15	'15		
1	61100-HL3-A00ZA	FENDER, R. FR.					
	R232PATRIOT RED	1	-	-	-----	2AC,2CM,AC,CM
	61100-HL3-A00ZB	*G152*.....ADVENTURE GREEN	1	-	-	-----	2AC,2CM,AC,CM
	61100-HL3-A20ZA	*YRA05L*.....CLOSE RANGE CAMO	1	-	-	-----	3AC,3CM,4AC,4CM
			-	1	1	-----	2AC,2CM
	61100-HL3-A00ZA	*R232*.....PATRIOT RED	-	1	1	-----	AC,CM
	61100-HL3-A00ZB	*G152*.....ADVENTURE GREEN	-	1	-	-----	AC,CM
	61100-HL3-A00ZD	*NHB68MR* NEMESIS SILVER METALLIC R	-	-	1	-----	AC,CM
2	61200-HL3-A00ZA	FENDER, L. FR.					
	R232PATRIOT RED	1	-	-	-----	2AC,2CM,AC,CM
	61200-HL3-A00ZB	*G152*.....ADVENTURE GREEN	1	-	-	-----	2AC,2CM,AC,CM
	61200-HL3-A20ZA	*YRA05L*.....CLOSE RANGE CAMO	1	-	-	-----	3AC,3CM,4AC,4CM
			-	1	1	-----	2AC,2CM
	61200-HL3-A00ZA	*R232*.....PATRIOT RED	-	1	1	-----	AC,CM
	61200-HL3-A00ZB	*G152*.....ADVENTURE GREEN	-	1	-	-----	AC,CM
	61200-HL3-A00ZD	*NHB68MR* NEMESIS SILVER METALLIC R	-	-	1	-----	AC,CM
3	61300-HL3-A00ZA	HOOD, FR.					
	R232PATRIOT RED	1	-	-	-----	2AC,2CM,AC,CM
	61300-HL3-A00ZB	*G152*.....ADVENTURE GREEN	1	-	-	-----	2AC,2CM,AC,CM
	61300-HL3-A20ZA	*YRA05L*.....CLOSE RANGE CAMO	1	-	-	-----	3AC,3CM,4AC,4CM
			-	1	1	-----	2AC,2CM
	61300-HL3-A00ZA	*R232*.....PATRIOT RED	-	1	1	-----	AC,CM
	61300-HL3-A00ZB	*G152*.....ADVENTURE GREEN	-	1	-	-----	AC,CM
	61300-HL3-A00ZD	*NHB68MR* NEMESIS SILVER METALLIC R	-	-	1	-----	AC,CM
4	81332-HW5-900ZA	KNOB, GLOVE BOX					
	NH1BLACK	2	2	2		

3

F-10

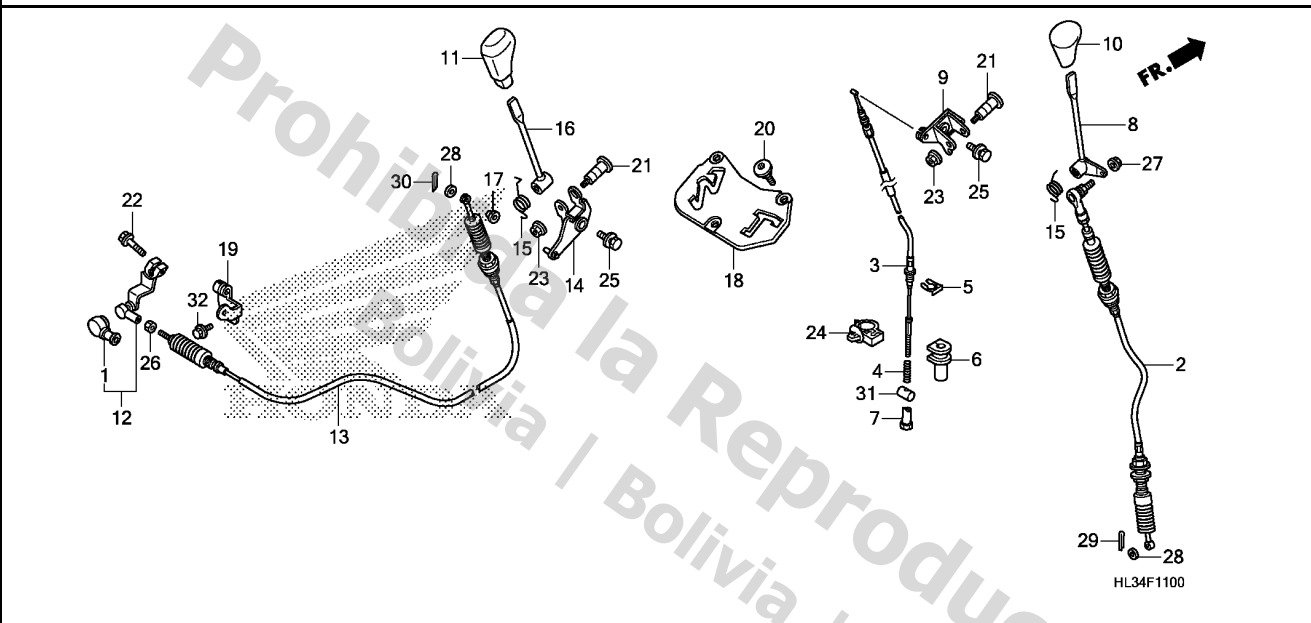
FRONT FENDER/HOOD

G11



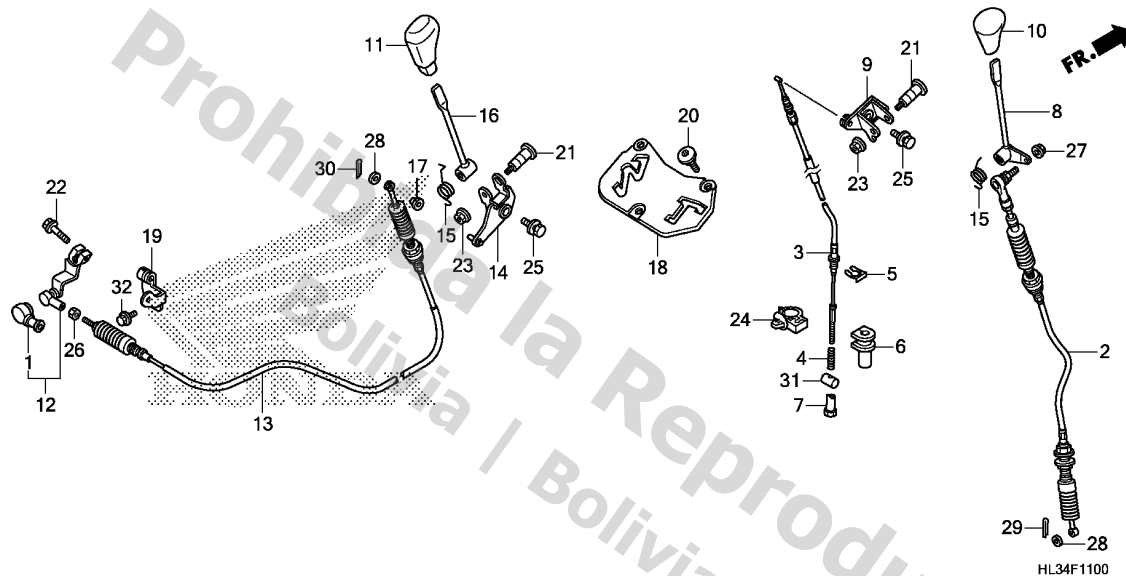
Ref. No.	Part No.	Description	Reqd. QTY			Serial No.	Parts catalogue code
			SXS700	M2	M4		
			'14	'15	'15		
5	81333-HW5-900	LEVER, LOCK	2	2	2		
6	90111-162-000	BOLT, FLANGE, 6MM	6	6	6		
7	90323-SE0-000	NUT, CLIP, 6MM	2	2	2		
8	90505-ZV1-000	WASHER, 14MM	4	4	4		
9	90506-ZV1-000	WASHER, WAVE, 14MM	2	2	2		
10	93903-254J0	SCREW, TAPPING, 5X20	2	2	2		

3



Service item	F.R.T.
--------------	--------

Ref. No.	Part No.	Description	Reqd. QTY			Serial No.	Parts catalogue code
			SXS700	M2	M4		
			'14	'15	'15		
1	24724-422-000	COVER, DUST	1	1	1		
2	41480-HL3-A01	CABLE COMP., FR. DIFFERENTIAL LOCK	1	1	1		
3	41490-HL3-A00	CABLE COMP., FINAL CLUTCH ...	1	1	1		
4	41491-HL1-A00	SPRING, CLUTCH CABLE	1	1	1		
5	41573-HP5-600	CLIP, CLUTCH CABLE	1	1	1		
6	41716-HP5-600	GROMMET, CLUTCH CABLE	1	1	1		
7	43464-958-000	NUT, BRAKE ADJUSTING	1	1	1		
8	54010-HL3-A00	LEVER COMP., MODE SELECT ...	1	1	1		
9	54021-HL3-A00	ARM, MODE SELECT	1	1	1		
10	54050-HL1-A00ZA	GRIP, DRIVE SELECT LEVER					
		NH1.....BLACK	1	1	1		
11	54050-HL3-A00ZA	GRIP, SELECT LEVER					
		NH1.....BLACK	1	1	1		
12	54313-HL1-A00	ARM COMP. A, SHIFT CHANGE ...	1	1	1		
13	54315-HL3-A01	WIRE, CONTROL	1	1	1		
14	54320-HL1-A00	PLATE COMP., SHIFT CHANGE ...	1	1	1		
15	54324-HN7-000	SPRING, SELECT LEVER	2	2	2		
16	54325-HL1-305	LEVER COMP., SHIFT CHANGE(COO)	1	1	1	-----	2AC,3AC,4AC,AC
	54325-HL1-A00	LEVER COMP., SHIFT CHANGE ...	1	1	1	-----	2CM,3CM,4CM,CM
17	54326-HL1-A00	BUSH, 8.1X6.2	1	1	1		
18	54335-HL1-A00	GATE, SHIFT	1	1	1		
19	54343-HL1-A00	BRACKET, HOLDER	1	1	1		
20	90114-MAC-780	BOLT, FR. DISK COVER	3	3	3		
21	90115-MAL-600	BOLT, CHANGE PIVOT	2	2	2		

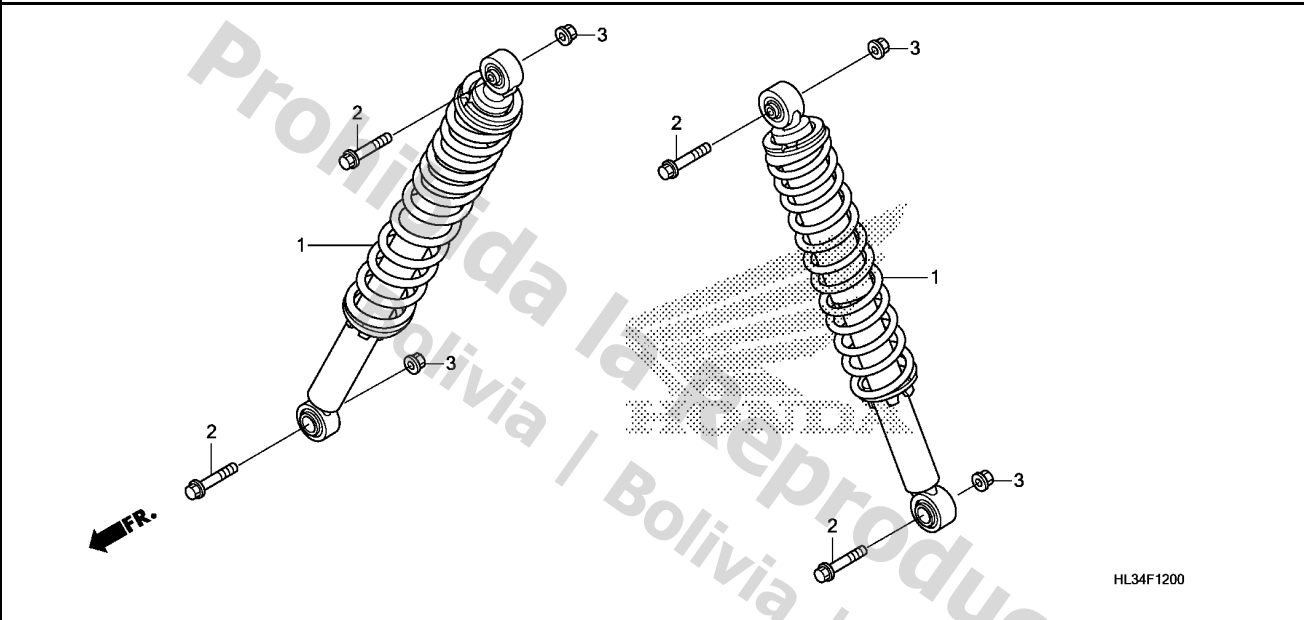


Ref. No.	Part No.	Description	Reqd. QTY			Serial No.	Parts catalogue code
			SXS700				
			M2	M4			
			'14	'15	'15		
22	90118-968-000	BOLT, FLANGE, 6X20	1	1	1		
23	90309-KF0-003	NUT, FLANGE, 8MM	2	2	2		
24	90652-HC4-003	CLAMP, HARNESS	1	1	1		
25	93406-08012-08	BOLT-WASHER, 8X12	2	2	2		
26	94002-06000-0S	NUT, HEX., 6MM	1	1	1		
27	94050-06000	NUT, FLANGE, 6MM	1	1	1		
28	94101-06800	WASHER, PLAIN, 6MM	2	2	2		
29	94201-16120	PIN, SPLIT, 1.6X12	1	1	1		
30	94201-20151	PIN, SPLIT, 2.0	1	1	1		
31	95015-32001	JOINT B, BRAKE ARM	1	1	1		
32	95701-06016-00	BOLT, FLANGE, 6X16	2	2	2		

F-12

FRONT CUSHION

G14



Service item	F.R.T.
--------------	--------

Ref. No.	Part No.	Description	Reqd. QTY			Serial No.	Parts catalogue code
			SXS700	M2	M4		

1	51400-HL3-A01	CUSHION ASSY., FR. (KYB)	2	-	-		
	51400-HL3-A41	-	2	2		
2	90120-HC4-000	BOLT, FLANGE, 10X50	4	4	4		
3	90305-HC0-770	NUT, SELF-LOCK, 10MM	4	4	4		

3

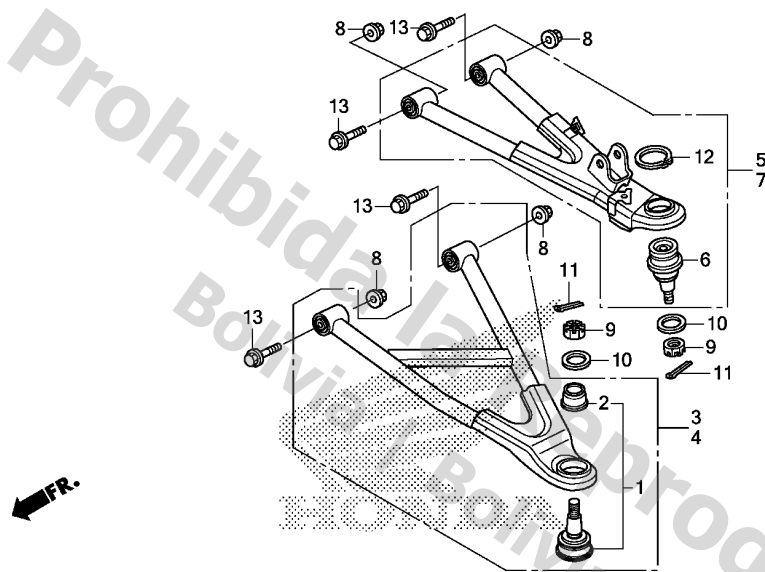
F-13

FRONT ARM

G15

Service item

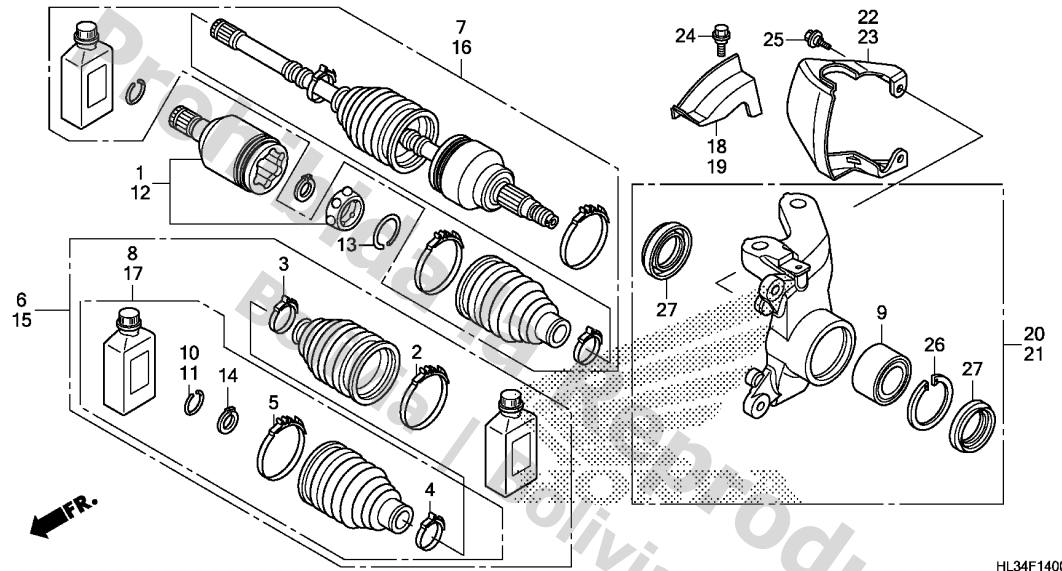
F.R.T.



HL34F1300

Ref. No.	Part No.	Description	Reqd. QTY			Serial No.	Parts catalogue code
			SXS700				
			M2	M4			
			'14	'15	'15		
1	51220-HL1-A01	JOINT COMP., FR. LOWER BALL	2	2	2		
2	51225-S5A-003	BOOT, LOWER BALL DUST	2	2	2		
3	51350-HL3-A00	ARM ASSY., R. FR. LOWER	1	-	-		
	51350-HL3-A40	-	1	1		
4	51360-HL3-A00	ARM ASSY., L. FR. LOWER	1	-	-		
	51360-HL3-A40	-	1	1		
5	51370-HL3-A00	ARM ASSY., R. FR. UPPER	1	1	1		
6	51375-HL3-A01	JOINT A, ARM BALL	2	2	2		
7	51380-HL3-A00	ARM ASSY., L. FR. UPPER	1	1	1		
8	90305-HC0-770	NUT, SELF-LOCK, 10MM	8	8	8		
9	90310-HB9-000	NUT, CASTLE, 12MM	4	4	4		
10	90501-HL3-A00	WASHER, THRUST, 12MM	4	4	4		
11	94201-30180	PIN, SPLIT, 3.0X18	4	4	4		
12	94514-34000	CIRCLIP, EXTERNAL, 34MM	2	2	2		
13	95801-10065-00	BOLT, FLANGE, 10X65	8	8	8		

3



Service item

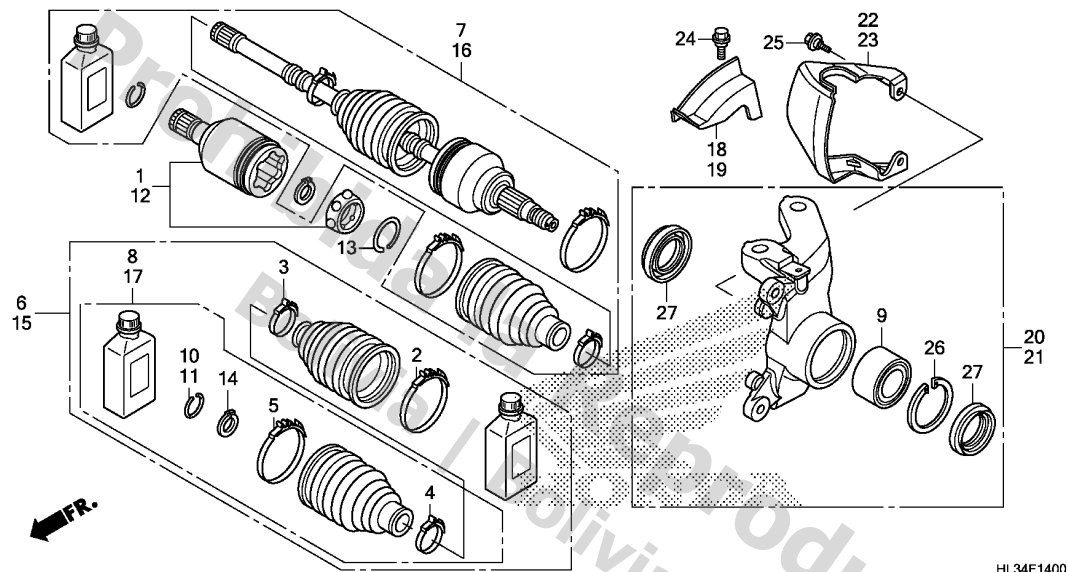
F.R.T.

Ref. No.	Part No.	Description	Reqd. QTY			Serial No.	Parts catalogue code
			SXS700	M2	M4		
			'14	'15	'15		
1	44220-HL3-A01	JOINT COMP., R. INBOARD	1	1	1		
2	44225-HL3-A01	BAND, OUTBOARD BOOT	2	2	2		
3	44226-HL3-A01	BAND, SHAFT BOOT	2	2	2		
4	44227-HL3-A01	BAND, SHAFT BOOT	2	2	2		
5	44228-HL3-A01	BAND, INBOARD BOOT	2	2	2		
6	44240-HL3-A01	BOOT SET, R. FR.	1	-	-		
	44240-HL3-A02	-	1	1		
7	44250-HL3-A01	SHAFT SET, R. FR. DRIVE	1	-	-		
	44250-HL3-A41	-	1	1		
8	44260-HL3-A01	BOOT SET, R. FR. INBOARD	1	-	-		
	44260-HL3-A02	-	1	1		
9	44300-SB2-038	BEARING ASSY., FR. HUB(NTN) ..	2	2	2		
10	44319-S01-A01	SET RING, 26X1.8	1	1	1		
		(LEFT HAND SIDE)					
11	44319-SC2-003	SET RING, 24X1.6	1	1	1		
		(RIGHT HAND SIDE)					
12	44320-HL3-A01	JOINT COMP., L. INBOARD	1	1	1		
13	44337-ST5-003	RING, SNAP	2	2	2		
14	44338-ST5-003	CIRCLIP	2	2	2		
15	44340-HL3-A01	BOOT SET, L. FR.	1	-	-		
	44340-HL3-A02	-	1	1		
16	44350-HL3-A01	SHAFT SET, L. FR. DRIVE	1	-	-		
	44350-HL3-A41	-	1	1		
17	44360-HL3-A01	BOOT SET, L. FR. INBOARD	1	-	-		
	44360-HL3-A02	-	1	1		
18	45255-HL3-A00	COVER, R. FR. DISK	1	1	1		

F-14

FRONT KNUCKLE/FRONT DRIVESHAFT

H 1



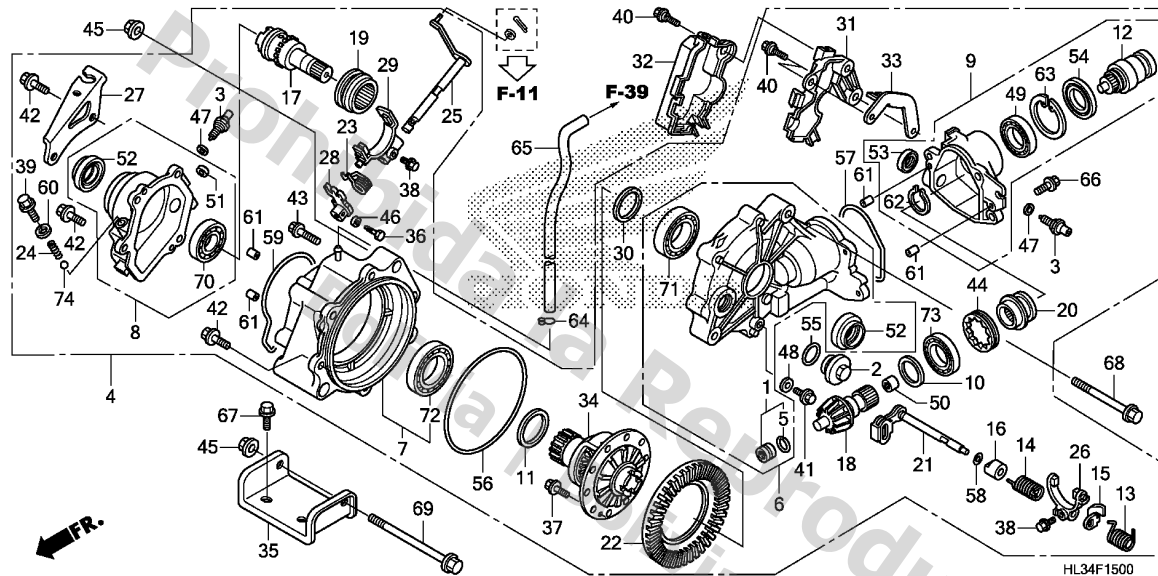
Ref. No.	Part No.	Description	Reqd. QTY			Serial No.	Parts catalogue code
			SXS700	M2	M4		
			'14	'15	'15		
19	45256-HL3-A00	COVER, L. FR. DISK	1	1	1		
20	51200-HL3-A00	KNUCKLE ASSY., R. FR.	1	1	1		
21	51250-HL3-A00	KNUCKLE ASSY., L. FR.	1	1	1		
22	51325-HL3-A00	GUARD, R. FR. OUTBOARD	1	1	1		
23	51326-HL3-A00	GUARD, L. FR. OUTBOARD	1	1	1		
24	90111-HN6-000	BOLT, FLANGE, 6MM	2	2	2		
25	90111-KT1-780	BOLT, FLANGE, 6MM	4	4	4		
26	91055-SA7-000	CIRCLIP, INTERNAL, 64MM	2	2	2		
27	91254-HL1-A01	DUST SEAL, 50X64X7	4	4	4		

3

F-15

FRONT FINAL GEAR

H 2

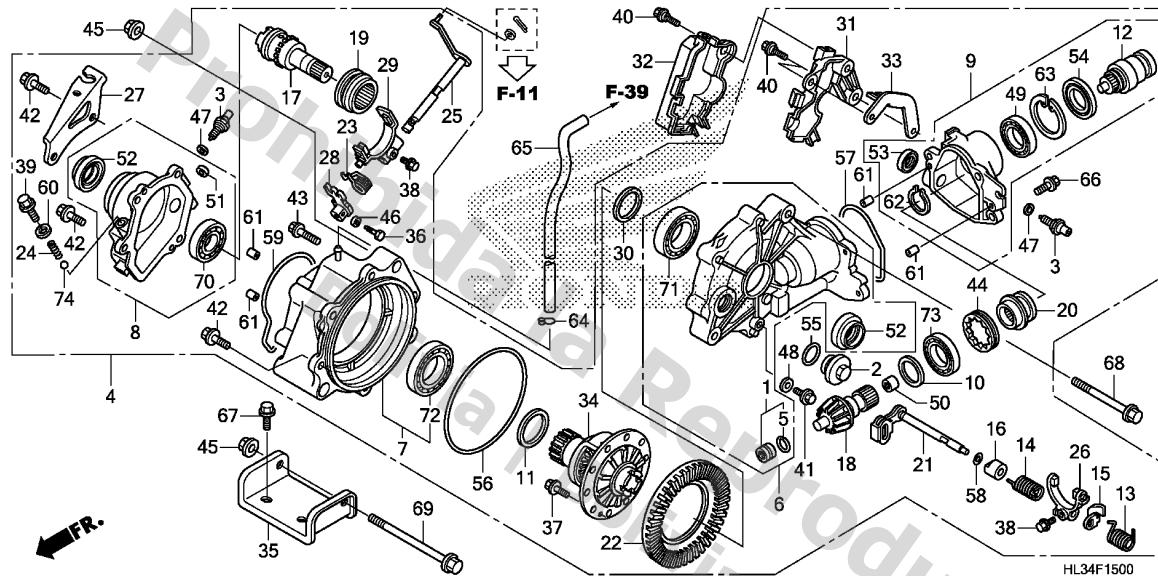


Service item

F.R.T.

Ref. No.	Part No.	Description	Reqd. QTY			Serial No.	Parts catalogue code
			SXS700				
			M2	M4			
			'14	'15	'15		
1	06910-HN8-000	BEARING SET, NEEDLE	1	1	1		
2	12361-035-000	CAP, TAPPET ADJUSTING HOLE ...	1	1	1		
3	35600-HN7-003	SWITCH ASSY., NEUTRAL	2	2	2		
4	41400-HL3-A00	GEAR ASSY., FR. FINAL	1	-	-		
	41400-HL3-A40	-	1	1		
5	41405-HA7-670	RING, STOPPER	1	1	1		
6	41411-HL1-A00	CASE SUB ASSY., FR. FINAL GEAR	1	1	1		
7	41412-HL1-A00	COVER SUB ASSY., FR. FINAL GEAR	1	1	1		
8	41414-HL1-A00	COVER SUB ASSY., R. FR. FINAL GEAR	1	1	1		
9	41417-HL3-A00	CASE SUB ASSY., FR. CLUTCH ..	1	-	-		
	41417-HL3-A40	-	1	1		
10	41447-HM8-000	SHIM A, PINION GEAR(1.64) ...	1	1	1		
	41448-HM8-000	SHIM B, PINION GEAR(1.70) ...	1	1	1		
	41449-HM8-000	SHIM C, PINION GEAR(1.76) ...	1	1	1		
	41451-HM8-000	SHIM D, PINION GEAR(1.82) ...	1	1	1		
	41452-HM8-000	SHIM E, PINION GEAR(1.88) ...	1	1	1		
	41453-HM8-000	SHIM F, PINION GEAR(1.94) ...	1	1	1		
	41454-HM8-000	SHIM G, PINION GEAR(2.00) ...	1	1	1		
	41455-HM8-000	SHIM H, PINION GEAR(2.06) ...	1	1	1		
	41456-HM8-000	SHIM I, PINION GEAR(2.12) ...	1	1	1		
	41457-HM8-000	SHIM J, PINION GEAR(2.18) ...	1	1	1		
	41458-HN0-670	SHIM K, PINION GEAR(2.24) ...	1	1	1		
	41459-HN0-670	SHIM L, PINION GEAR(2.30) ...	1	1	1		
	41461-HN0-670	SHIM M, PINION GEAR(2.36) ...	1	1	1		
	41462-HN0-670	SHIM N, PINION GEAR(2.42) ...	1	1	1		
	41463-HN0-670	SHIM O, PINION GEAR(2.48) ...	1	1	1		

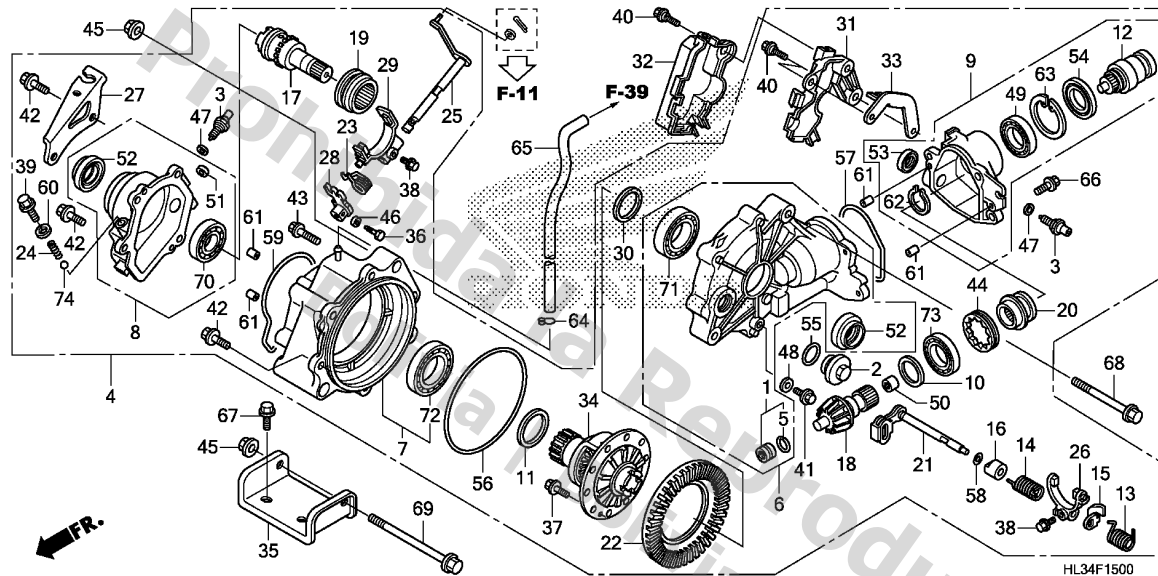
3



Ref. No.	Part No.	Description	Reqd. QTY			Serial No.	Parts catalogue code
			SXS700				
			M2	M4			
			'14	'15	'15		
11	41450-HL1-A00	SHIM A, RING GEAR(0.64)	1	1	1		
	41451-HL1-A00	SHIM B, RING GEAR(0.70)	1	1	1		
	41452-HL1-A00	SHIM C, RING GEAR(0.76)	1	1	1		
	41453-HL1-A00	SHIM D, RING GEAR(0.82)	1	1	1		
	41454-HL1-A00	SHIM E, RING GEAR(0.88)	1	1	1		
	41455-HL1-A00	SHIM F, RING GEAR(0.94)	1	1	1		
	41456-HL1-A00	SHIM G, RING GEAR(1.00)	1	1	1		
	41457-HL1-A00	SHIM H, RING GEAR(1.06)	1	1	1		
	41458-HL1-A00	SHIM I, RING GEAR(1.12)	1	1	1		
	41459-HL1-A00	SHIM J, RING GEAR(1.18)	1	1	1		
	41460-HL1-A00	SHIM K, RING GEAR(1.24)	1	1	1		
	41461-HL1-A00	SHIM L, RING GEAR(1.30)	1	1	1		
	41462-HL1-A00	SHIM M, RING GEAR(1.36)	1	1	1		
	41463-HL1-A00	SHIM N, RING GEAR(1.42)	1	1	1		
	41464-HL1-A00	SHIM O, RING GEAR(1.48)	1	1	1		
12	41502-HL1-A01	JOINT, FR. FINAL CLUTCH	1	-	-		
	41502-HL3-A40	-	1	1		
13	41503-HP5-600	SPRING, FR. FINAL CLUTCH	1	1	1		
14	41504-HP5-600	SPRING, FR. FINAL CLUTCH LOCK	1	1	1		
15	41505-HP5-600	STOPPER, FR. FINAL CLUTCH	1	1	1		
16	41506-HL1-A00	COLLAR, FR. FINAL CLUTCH	1	1	1		
17	41511-HL1-A00	SHAFT, R. SIDE HALF	1	1	1		
18	41521-HL1-A00	GEAR, FR. PINION(13T)	1	1	1		
19	41521-PL9-000	SLEEVE, DIFFERENTIAL LOCK	1	1	1		
20	41527-HP5-600	SLEEVE, FR. FINAL CLUTCH	1	1	1		
21	41530-HL1-A00	SHAFT COMP., FR. FINAL CLUTCH	1	1	1		
22	41531-HL1-A00	GEAR, FR. RING(45T)	1	1	1		

Ref. No.	Part No.	Description	Reqd. QTY			Serial No.	Parts catalogue code
			SXS700				
			'14	'15	'15		
23	41534-HL1-A00	SPRING, DIFFERENTIAL LOCK FORK	1	1	1		
24	41535-HL1-A00	SPRING, SELECTOR STOPPER	1	1	1		
25	41540-HL1-A00	SHAFT COMP., DIFFERENTIAL LOCK	1	1	1		
26	41550-HP5-600	FORK COMP., FR. FINAL CLUTCH	1	1	1		
27	41553-HL1-A00	STAY, DIFFERENTIAL LOCK CABLE	1	1	1		
28	41560-HL1-A00	STOPPER COMP., DIFFERENTIAL LOCK SHAFT	1	1	1		
29	41570-HL1-A00	FORK COMP., DIFFERENTIAL LOCK	1	1	1		
30	41580-HL1-A00	SHIM A, RING GEAR(0.64)	1	1	1		
	41581-HL1-A00	SHIM B, RING GEAR(0.70)	1	1	1		
	41582-HL1-A00	SHIM C, RING GEAR(0.76)	1	1	1		
	41583-HL1-A00	SHIM D, RING GEAR(0.82)	1	1	1		
	41584-HL1-A00	SHIM E, RING GEAR(0.88)	1	1	1		
	41585-HL1-A00	SHIM F, RING GEAR(0.94)	1	1	1		
	41586-HL1-A00	SHIM G, RING GEAR(1.00)	1	1	1		
	41587-HL1-A00	SHIM H, RING GEAR(1.06)	1	1	1		
	41588-HL1-A00	SHIM I, RING GEAR(1.12)	1	1	1		
	41589-HL1-A00	SHIM J, RING GEAR(1.18)	1	1	1		
	41590-HL1-A00	SHIM K, RING GEAR(1.24)	1	1	1		
	41591-HL1-A00	SHIM L, RING GEAR(1.30)	1	1	1		
	41592-HL1-A00	SHIM M, RING GEAR(1.36)	1	1	1		
	41593-HL1-A00	SHIM N, RING GEAR(1.42)	1	1	1		
	41594-HL1-A00	SHIM O, RING GEAR(1.48)	1	1	1		
	41595-HL1-A00	SHIM P, RING GEAR(1.54)	1	1	1		
	41596-HL1-A00	SHIM Q, RING GEAR(1.60)	1	1	1		
31	41711-HL1-A00	CASE, CLUTCH ARM	1	1	1		
32	41712-HL1-A00	COVER, CLUTCH ARM	1	1	1		
33	41715-HL1-A00	STAY, CLUTCH CABLE	1	1	1		
34	42420-HL1-A00	CASE COMP., FR. DIFFERENTIAL	1	1	1		
35	50350-HL3-A00	BRACKET, FR. FINAL CASE	1	1	1		
36	90029-PH8-000	BOLT, SPECIAL, 6X16	1	1	1		
37	90101-HN2-680	BOLT, UBS, 8X17	10	10	10		
38	90101-HP5-600	BOLT, SPECIAL, 6MM	2	2	2		
39	90102-HL1-A00	SCREW, FIFTH & REVERSE SET BALL	1	1	1		
40	90106-MM9-000	BOLT, FR. FENDER FIXING	3	3	3		
41	90109-371-000	BOLT, SEALING, 8MM	1	1	1		
42	90133-HP5-600	BOLT, FLANGE, 8X27	8	8	8		
43	90134-HP5-600	BOLT, FLANGE, 10X35	2	2	2		
44	90242-MB0-000	NUT, LOCK, 64MM	1	1	1		
45	90305-HC4-000	NUT, SELF-LOCK, 12MM	2	2	2		
46	90442-GF6-010	WASHER, SEALING, 7MM	1	1	1		
47	90443-KR0-000	WASHER, NEUTRAL SWITCH	2	2	2		
48	90471-580-000	PACKING, 8MM	1	1	1		
49	91055-HP5-601	BEARING, RADIAL BALL, 32X58X13	1	1	1		
50	91056-HP5-601	BEARING, NEEDLE, 12X18X12 ...	1	1	1		
51	91206-KV3-003	OIL SEAL, 12X19X5 (ARAI)	1	1	1		
52	91252-HL1-A01	OIL SEAL, 35X56X8	2	2	2		
53	91253-HL1-A01	OIL SEAL, 22X30X5	1	1	1		
54	91254-HR3-A21	OIL SEAL, 42X58X12	1	1	1		
55	91302-001-020	O-RING, 30.8MM	1	1	1		

3

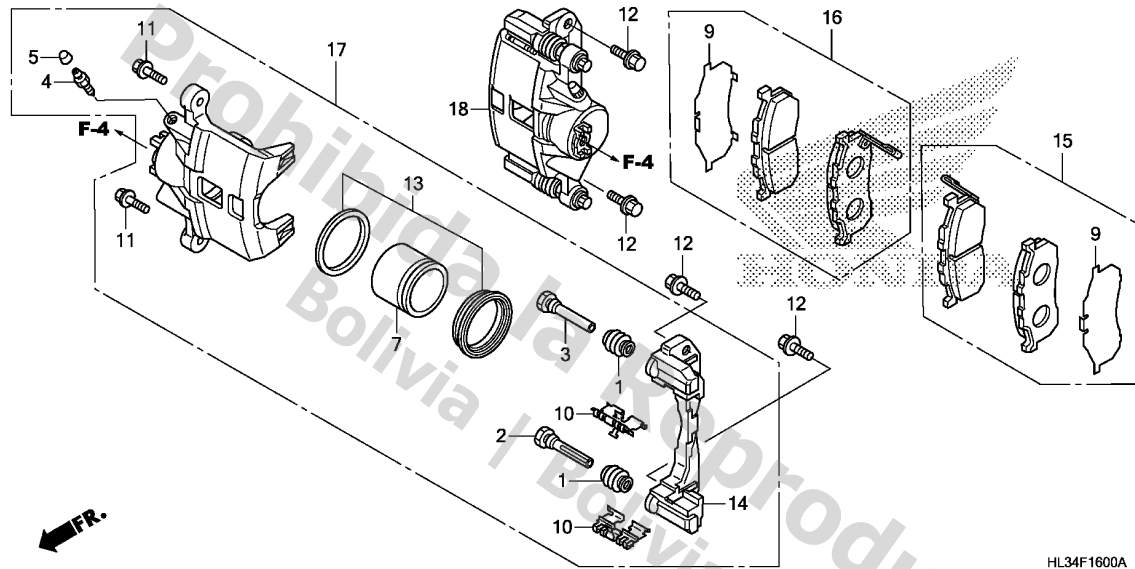


Ref. No.	Part No.	Description	Reqd. QTY			Serial No.	Parts catalogue code
			SXS700				
			M2	M4			
			'14	'15	'15		
56	91351-HL1-A01	O-RING, 156.5X1.9	1	1	1		
57	91351-HP5-601	GASKET, FR. FINAL CLUTCH COVER	1	1	1		
58	91352-GAZ-930	O-RING, 8.5X1.5	1	1	1		
59	91355-HL1-A01	GASKET, R. SIDE COVER	1	1	1		
60	94109-12000	WASHER, DRAIN PLUG, 12MM	1	1	1		
61	94301-06100	DOWEL PIN, 6X10	4	4	4		
62	94510-32000	CIRCLIP, EXTERNAL, 32MM	1	1	1		
63	94520-58000	CIRCLIP, INTERNAL, 58MM	1	1	1		
64	95002-35000	CLIP, TUBE(C6.5)	1	1	1		
65	95005-35550-30	TUBE, 3.5X550(95005-35001-30M)	1	1	1		
66	95701-08025-00	BOLT, FLANGE, 8X25	3	3	3		
67	95701-10020-00	BOLT, FLANGE, 10X20	2	2	2		
68	95801-12110-08	BOLT, FLANGE, 12X110	1	1	1		
69	95801-12150-00	BOLT, FLANGE, 12X150	1	1	1		
70	96100-60073-00	BEARING, RADIAL BALL, 6007 ..	1	1	1		
71	96100-60083-00	BEARING, RADIAL BALL, 6008 ..	1	1	1		
72	96100-60093-00	BEARING, RADIAL BALL, 6009 ..	1	1	1		
73	96100-62060-00	BEARING, RADIAL BALL, 6206 ..	1	1	1		
74	96211-10000	BALL, STEEL, #10(5/16)	1	1	1		

F-16

FRONT BRAKE CALIPER

H 6

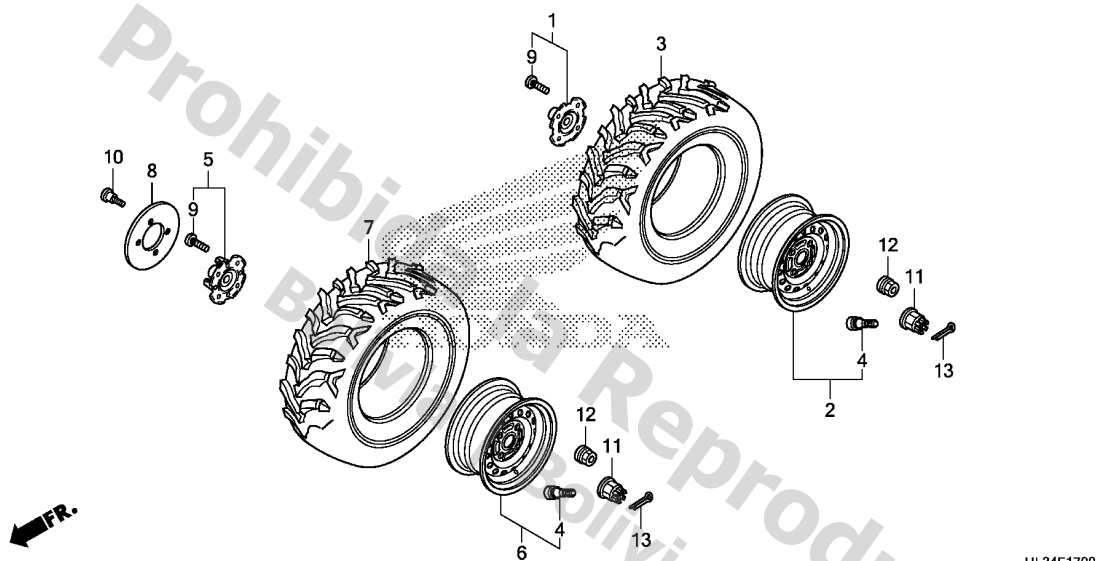


Service item

F.R.T.

Ref. No.	Part No.	Description	Reqd. QTY			Serial No.	Parts catalogue code
			SXS700				
			M2	M4			
			'14	'15	'15		
1	43234-S04-003	COVER, DUST	4	4	4		
2	43235-S84-A51	PIN A	2	2	2		
3	43262-S84-A51	PIN B	2	2	2		
4	43352-SM4-951	SCREW, BLEEDER	2	2	2		
5	43353-SD5-003	CAP, BLEEDER SCREW	2	2	2		
7	45216-S5A-003	PISTON	2	2	2		
9	45228-SF4-023	SHIM, BRAKE PAD	2	2	2		
10	45237-S2K-003	RETAINER	4	4	4		
11	45240-SC2-003	BOLT, FLANGE, 8X22	4	4	4		
12	90108-HL1-A00	BOLT, CALIPER MOUNT	4	4	4		
13	06450-HL1-A01	SEAL SET, PISTON	2	2	2		
14	45220-S2K-013	BRACKET, CALIPER	2	2	2		
15	06451-HL3-A00	PAD SET, L. FR.	1	1	1		
16	06452-HL3-A00	PAD SET, R. FR.	1	1	1		
17	45018-S3A-013	CALIPER SUB ASSY., R. FR. ... (LEFT SIDE)	1	1	1		
18	45019-S3A-013	CALIPER SUB ASSY., L. FR. ... (RIGHT SIDE)	1	1	1		

3



Service item F.R.T.

HL34F1700

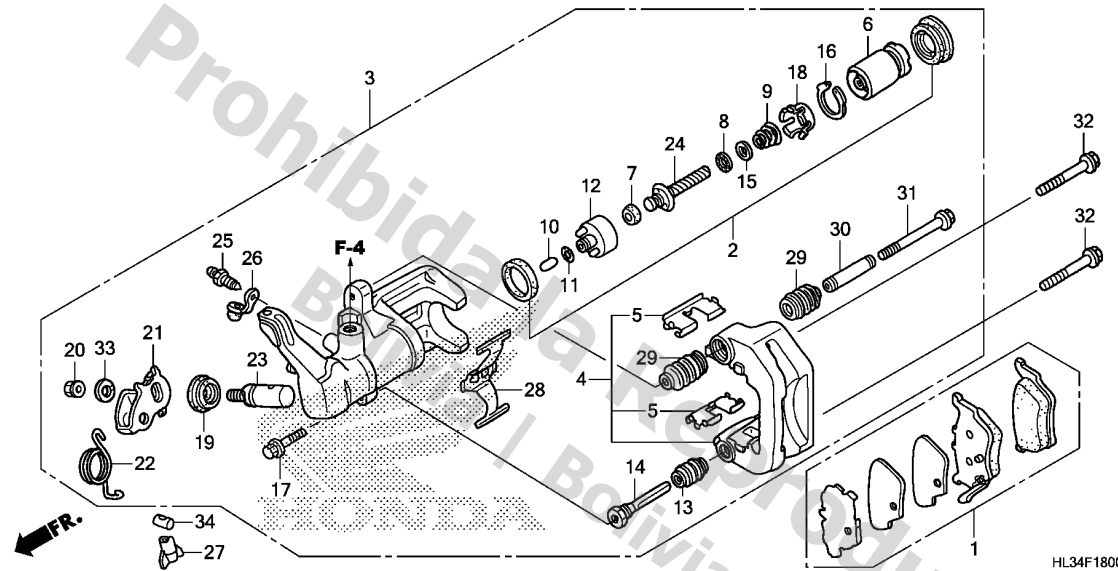
Ref. No.	Part No.	Description	Reqd. QTY			Serial No.	Parts catalogue code
			SXS700				
			M2	M4			
			'14	'15	'15		
1	42610-HL3-A00	HUB COMP., RR. WHEEL	2	-	-		
	42610-HL3-A40	-	2	2		
2	42650-HL3-A00	WHEEL SUB ASSY.	2	2	2		
		(RR.)					
3	42711-HL3-A01	TIRE (25X10.00-12NHS) (OTR) ...	2	2	2		
		(RR.)					
4	42753-HL3-A00	VALVE, RIM (TR412)	4	4	4		
5	44615-HL3-A00	HUB SUB ASSY., FR.	2	2	2		
6	44650-HL3-A00	WHEEL SUB ASSY.	2	2	2		
		(FR.)					
7	44711-HL3-A01	TIRE (25X8.00-12NHS) (OTR)	2	2	2		
		(FR.)					
8	45251-HL3-A00	DISK, FR. BRAKE	2	2	2		
9	90113-SA0-006	BOLT, WHEEL (SAGA)	16	16	16		
10	90116-HP6-A00	BOLT, DISK, 8X24	8	8	8		
11	90304-HM7-A10	NUT, AXLE, 20MM	4	4	4		
12	90304-SC2-000	NUT, WHEEL (FUSE RASHI)	16	16	16		
13	94201-40300	PIN, SPLIT, 4.0X30	4	4	4		

F-18

REAR BRAKE CALIPER

H 8

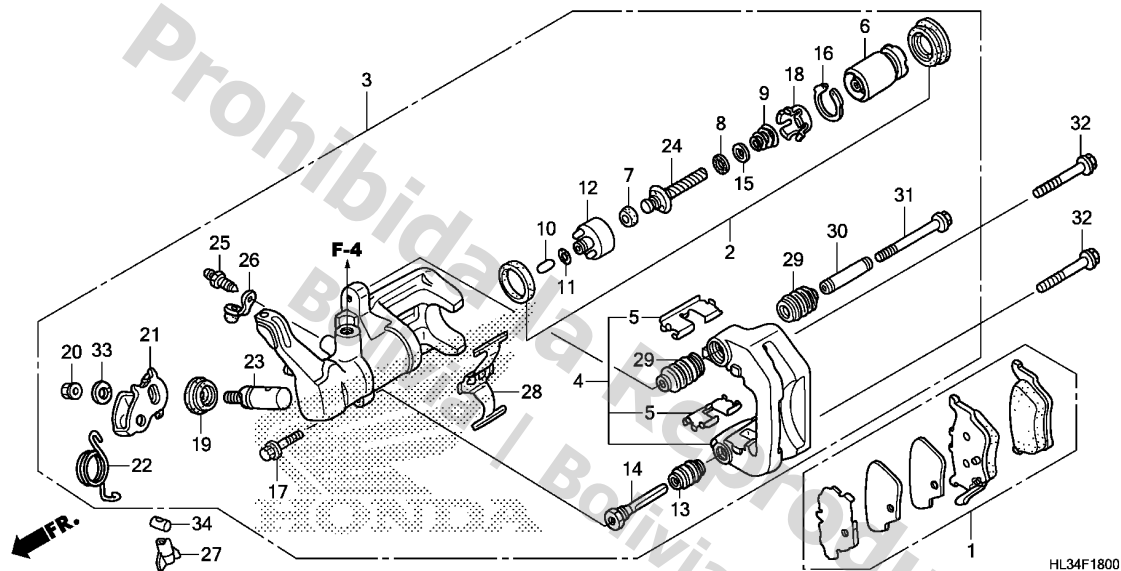
Service item F.R.T.



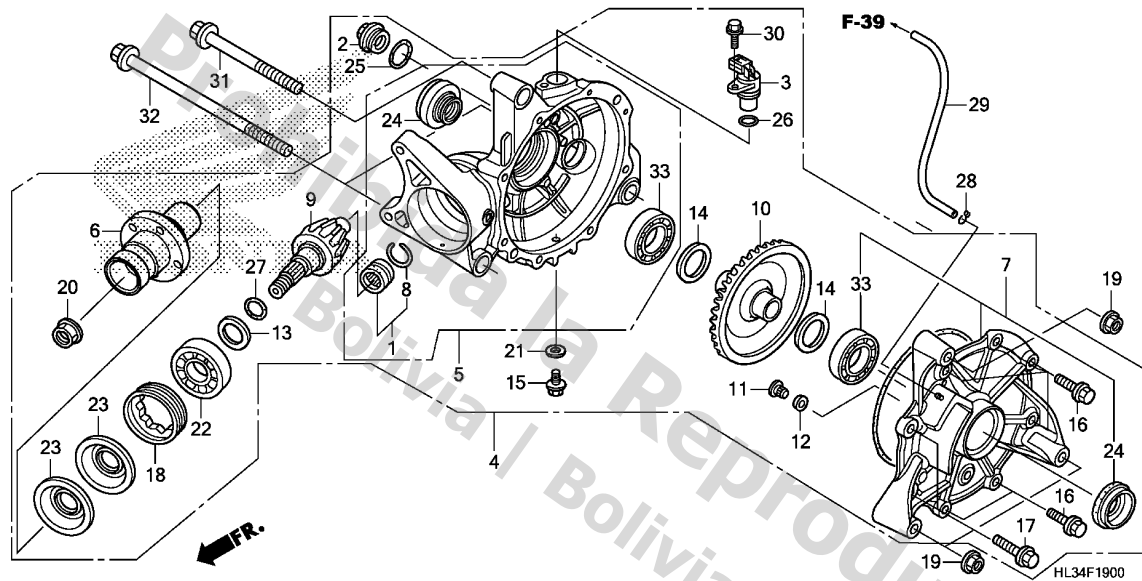
HL34F1800

Ref. No.	Part No.	Description	Reqd. QTY			Serial No.	Parts catalogue code
			SXS700				
			M2	M4			
			'14	'15	'15		
1	06435-HN8-016	PAD SET, RR.	1	1	1		
2	06451-HN8-006	SEAL SET, PISTON	1	1	1		
3	43150-HL3-A01	CALIPER SUB ASSY., RR.	1	1	1		
4	43210-HN8-006	BRACKET, RR.	1	1	1		
5	43211-HN8-006	RETAINER, BRACKET	2	2	2		
6	43215-SH3-931	PISTON ASSY.	1	1	1		
7	43218-SD2-931	CUP	1	-	-		
	43218-T5B-003	-	1	1		
8	43223-SD2-932	BEARING A	1	1	1		
9	43224-SD2-931	SPRING B, ADJUSTING	1	1	1		
10	43229-SD2-931	ROD	1	1	1		
11	43232-SD2-931	O-RING	1	1	1		
	43232-TA0-A01	O-RING(NISSIN)	1	1	1		
12	43233-TR0-A01	PISTON COMP., SLEEVE	1	1	1		
13	43234-S04-003	COVER, DUST	1	1	1		
14	43235-S84-A51	PIN A	1	1	1		
15	43236-S04-003	SPACER	1	1	1		
16	43238-SD2-931	RING, RETAINING	1	1	1		
17	43240-S6M-J51	BOLT, FLANGE, 8X26	1	1	1		
18	43241-SD2-931	GUIDE, SPRING	1	1	1		
19	43242-SD2-933	COVER, SHAFT	1	1	1		
20	43243-SD2-931	NUT, PARKING	1	1	1		
21	43245-HN8-006	LEVER, BRAKE LOCK	1	1	1		
22	43246-HN8-006	SPRING, ARM RETURN	1	1	1		
23	43248-SD2-933	SHAFT B	1	1	1		

3

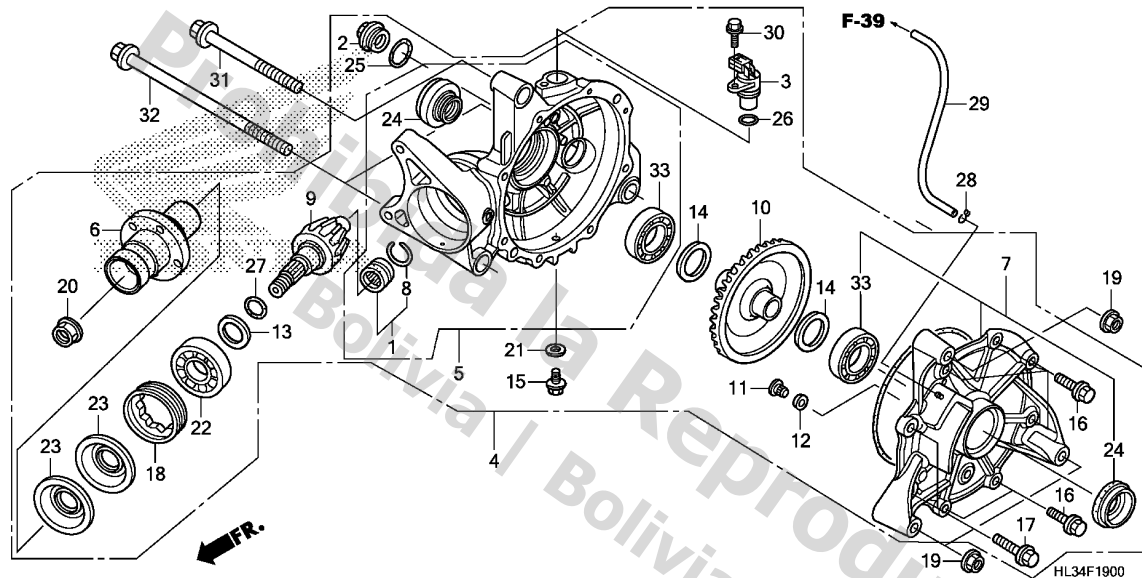


Ref. No.	Part No.	Description	Reqd. QTY			Serial No.	Parts catalogue code
			SXS700	M2	M4		
			'14	'15	'15		
24	43249-S04-003	BOLT, ADJUSTER	1	1	1		
25	43352-568-003	SCREW, BLEEDER (NISSIN)	1	1	1		
26	43353-461-771	CAP, BLEEDER	1	1	1		
27	43459-HB2-000	NUT, BRAKE ADJUSTING	1	1	1		
28	45108-HN8-006	SPRING, PAD	1	1	1		
29	45233-HN8-305	SLEEVE, BOOT	2	2	2		
30	45235-S3Y-003	SLEEVE	1	1	1		
31	45241-S3Y-003	BOLT, FLANGE, 8X74	1	1	1		
32	90131-MS6-900	BOLT, FLANGE, 8X40	2	2	2		
33	94111-10800	WASHER, SPRING, 10MM	1	1	1		
34	95015-32001	JOINT B, BRAKE ARM	1	1	1		



Service item F.R.T.

Ref. No.	Part No.	Description	Reqd. QTY			Serial No.	Parts catalogue code
			SXS700				
			M2	M4			
			'14	'15	'15		
1	06910-HP0-A00	BEARING SET, NEEDLE	1	1	1		
2	12361-035-000	CAP, TAPPET ADJUSTING HOLE ..	1	1	1		
3	37700-HP5-601	SENSOR ASSY., SPEED(TDK-EPC)	1	1	1		
4	41300-HL3-A00	GEAR ASSY., RR. FINAL	1	1	1		
5	41311-HL3-A00	CASE SUB ASSY., RR. FINAL GEAR	1	1	1		
6	41315-HL3-A00	JOINT, RR. PINION	1	1	1		
7	41331-HL3-A00	COVER SUB ASSY., RR. FINAL					
		GEAR	1	1	1		
8	41405-HA7-670	RING, STOPPER	1	1	1		
9	41421-HL3-A00	GEAR, RR. PINION(13T)	1	1	1		
10	41431-HL3-A00	GEAR, RR. RING(45T)	1	1	1		
11	41436-MB0-310	PIN, RING GEAR STOPPER	1	1	1		
12	41437-MB0-310	SHIM A, STOPPER PIN(0.10) ...	N	N	N		
	41438-MB0-310	SHIM B, STOPPER PIN(0.15) ...	N	N	N		
13	41450-MG9-000	SHIM A, PINION GEAR(1.32) ...	1	1	1		
	41451-MG9-000	SHIM B, PINION GEAR(1.38) ...	1	1	1		
	41452-MG9-000	SHIM C, PINION GEAR(1.44) ...	1	1	1		
	41453-MG9-000	SHIM D, PINION GEAR(1.50) ...	1	1	1		
	41454-MG9-000	SHIM E, PINION GEAR(1.56) ...	1	1	1		
	41455-MG9-000	SHIM F, PINION GEAR(1.62) ...	1	1	1		
	41456-MG9-000	SHIM G, PINION GEAR(1.68) ...	1	1	1		
14	41540-HA0-000	SPACER A, RING GEAR(1.82) ...	2	2	2		
	41541-HA0-000	SPACER B, RING GEAR(1.88) ...	2	2	2		
	41542-HA0-000	SPACER C, RING GEAR(1.94) ...	2	2	2		
	41543-HA0-000	SPACER D, RING GEAR(2.00) ...	2	2	2		
	41544-HA0-000	SPACER E, RING GEAR(2.06) ...	2	2	2		
	41545-HA0-000	SPACER F, RING GEAR(2.12) ...	2	2	2		

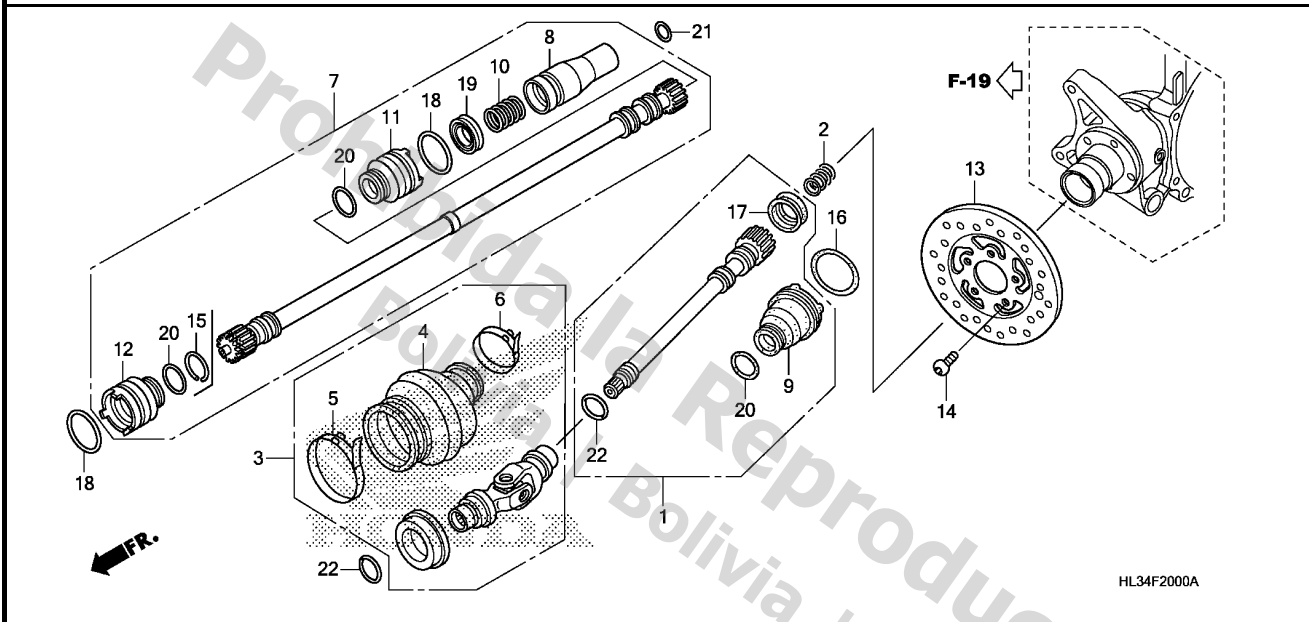


Ref. No.	Part No.	Description	Reqd. QTY			Serial No.	Parts catalogue code
			SXS700	M2	M4		
			'14	'15	'15		
14)	41546-HA0-000	SPACER G, RING GEAR(2.18) ...	2	2	2		
	41547-HA0-000	SPACER H, RING GEAR(2.24) ...	2	2	2		
	41548-HA0-000	SPACER I, RING GEAR(2.30) ...	2	2	2		
15	90109-371-000	BOLT, SEALING, 8MM	1	1	1		
16	90133-HP5-600	BOLT, FLANGE, 8X27	6	6	6		
17	90134-HP5-600	BOLT, FLANGE, 10X35	2	2	2		
18	90242-HL1-A00	NUT, LOCK, 72MM	1	1	1		
19	90305-HC0-770	NUT, SELF-LOCK, 10MM	3	3	3		
20	90381-MT3-000	NUT, HEX., 16MM	1	1	1		
21	90471-580-000	PACKING, 8MM	1	1	1		
22	91051-HL3-A01	BEARING, BALL RADIAL, 63/28 ..	1	1	1		
23	91251-HL3-A01	OIL SEAL, 36X75X8	2	2	2		
24	91252-HL3-A01	OIL SEAL, 28X55X7	2	2	2		
25	91302-001-020	O-RING, 30.8MM	1	1	1		
26	91303-KF0-003	O-RING, 14.8X2.4 (ARAI)	1	1	1		
27	91355-759-003	O-RING, 21.8X2.4	1	1	1		
28	95002-35000	CLIP, TUBE(C6.5)	1	1	1		
29	95005-35520-30	TUBE, 3.5X520 (95005-35001-30M)	1	1	1		
30	95701-06016-00	BOLT, FLANGE, 6X16	1	1	1		
31	95801-10095-00	BOLT, FLANGE, 10X95	1	1	1		
32	95801-10160-00	BOLT, FLANGE, 10X160	2	2	2		
33	96100-60073-00	BEARING, RADIAL BALL, 6007 ..	2	2	2		

F-20

PROPELLER SHAFT

H12

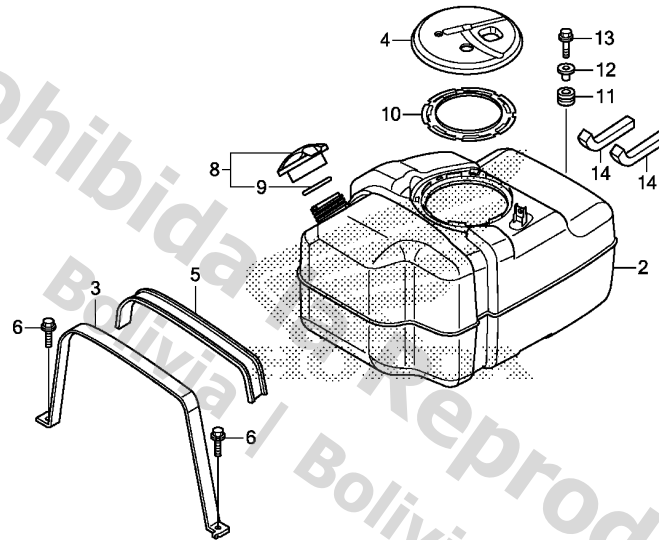


Service item	F.R.T.
--------------	--------

Ref. No.	Part No.	Description	Reqd. QTY			Serial No.	Parts catalogue code
			SXS700				
			M2	M4			
			'14	'15	'15		
1	40200-HL3-A00	SHAFT ASSY., RR. PROPELLER	1	1	1		
2	40215-HL3-A00	SPRING, RR. SHAFT	1	1	1		
3	40300-HR3-A20	JOINT ASSY., YOKE	1	1	1		
4	40321-HR0-F00	BOOT, YOKE JOINT	1	1	1		
5	40322-HN8-000	BAND A, YOKE JOINT BOOT	1	1	1		
6	40323-HN8-000	BAND B, YOKE JOINT BOOT	1	1	1		
7	40400-HL3-A00	SHAFT ASSY., FR. PROPELLER	1	-	-		
	40400-HL3-A40		-	1	1		
8	40402-HL3-A00	JOINT, FR. PROPELLER SHAFT	1	1	1		
9	40410-HN8-000	BOOT A, PROPELLER	1	1	1		
10	40415-HL1-A00	SPRING, FR. SHAFT	1	1	1		
11	40420-HM7-A00	BOOT B, PROPELLER	1	1	1		
12	40420-HP5-600	BOOT, PROPELLER SHAFT COVER	1	1	1		
13	43251-HN8-B01	DISK, RR. BRAKE	1	1	1		
14	90105-HN8-000	BOLT, DISK, 6X17	5	5	5		
15	91012-KF0-000	CLIP, NEEDLE THRUST BEARING, 12MM	1	-	-		
16	91301-HM7-A00	BAND, BOOT(D32)	1	1	1		
17	91302-HM7-003	SEAL A, RUBBER	1	1	1		
18	91302-HM7-A00	BAND, BOOT(D27)	2	2	2		
19	91302-HN5-671	SEAL, PROPELLER	1	1	1		
20	91303-HM7-A00	BAND, BOOT(D20)	3	3	3		
21	91305-KE1-000	O-RING, 19.4X2.3	1	1	1		
22	91355-759-003	O-RING, 21.8X2.4	2	2	2		

3

Service item F.R.T.



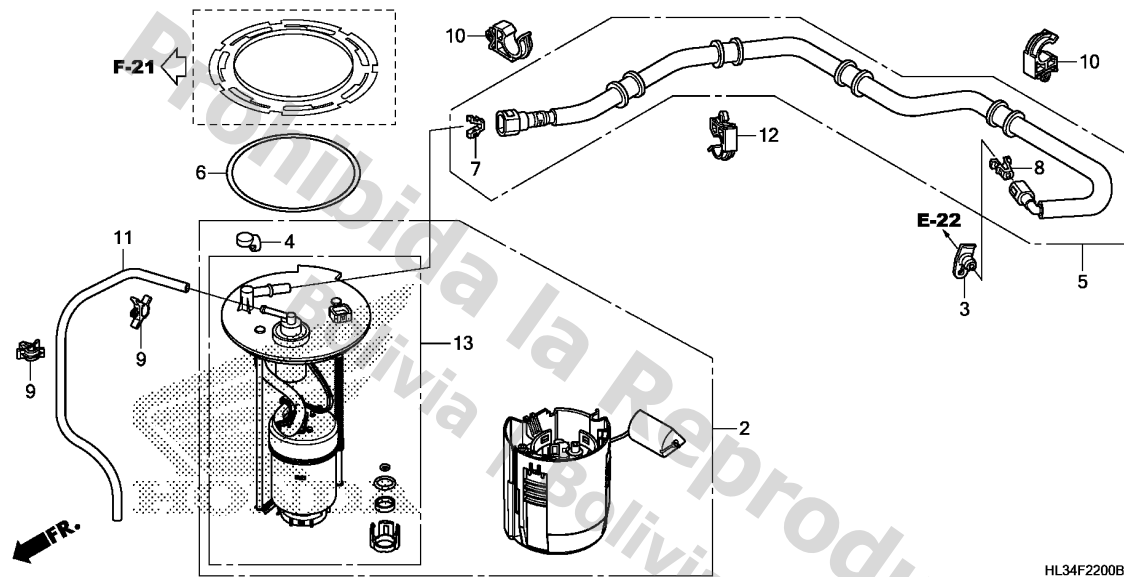
HL34F2100B

Ref. No.	Part No.	Description	Reqd. QTY			Serial No.	Parts catalogue code
			SXS700				
			M2	M4			
			'14	'15	'15		
2	17510-HL3-A00	TANK COMP., FUEL	1	1	1		
3	17516-HL3-A00	BAND, FR. FUEL TANK MOUNTING	1	1	1		
4	17523-HR3-A20	COVER, FUEL PUMP	1	1	1		
5	17523-S84-300	CUSHION, TANK BAND	1	1	1		
6	17525-SM4-000	BOLT-WASHER, 10X35	2	2	2		
8	17620-HL3-A00	CAP ASSY., FUEL TANK	1	1	1		
9	17624-HF7-000	PACKING, FUEL CAP	1	1	1		
10	17719-HR3-A21	LOCKING RING, FUEL PUMP	1	1	1		
11	18334-KA3-830	RUBBER, SILENCER	1	1	1		
12	19052-MGH-640	COLLAR, RADIATOR MOUNTING	1	1	1		
13	95701-06030-00	BOLT, FLANGE, 6X30	1	1	1		
14	17509-MN5-000	CUSHION, BATTERY TRAY(A)	2	2	2		

F-22

FUEL PUMP

H14



Service item

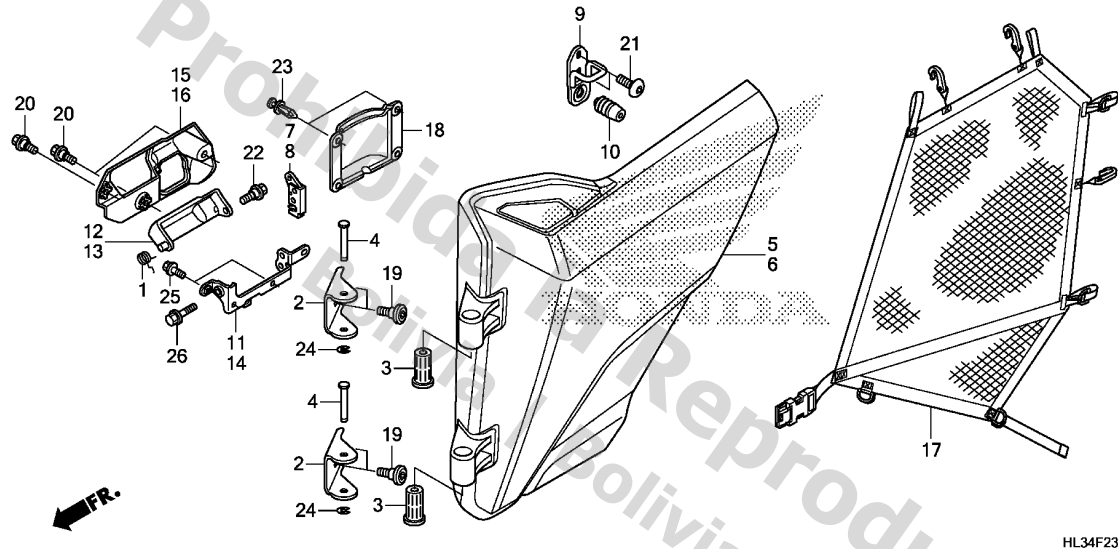
F.R.T.

Ref. No.	Part No.	Description	Reqd. QTY			Serial No.	Parts catalogue code
			SXS700				
			M2	M4			
			'14	'15	'15		
2	16700-HL3-A02	PUMP ASSY., FUEL	1	1	1		
3	16718-HR0-F00	DAMPER, CONNECTOR	1	1	1		
4	16719-HW1-670	DAMPER, CONNECTOR	1	1	1		
5	17570-HL3-A01	HOSE COMP., FUEL FEED	1	1	1		
6	17574-HR3-A21	PACKING, FUEL PUMP	1	1	1		
7	17711-SOX-003	RETAINER (ORANGE) (TOKAI)	1	1	1		
8	17711-SOX-A31	RETAINER (GREEN) (TOKAI)	1	1	1		
9	32171-GJ1-003	CLIP, WIRE HARNESS	2	2	2		
10	91592-SJA-003	CLAMP, BREATHER TUBE	2	2	2		
11	95001-55350-40	TUBE, FUEL, 5.3X350 (95001-55001-60M)	1	1	1		
12	91593-SDA-A01	CLIP, FUEL TUBE	1	1	1		
13	16010-HL3-A01	STRAINER SET, FUEL	1	1	1		

3

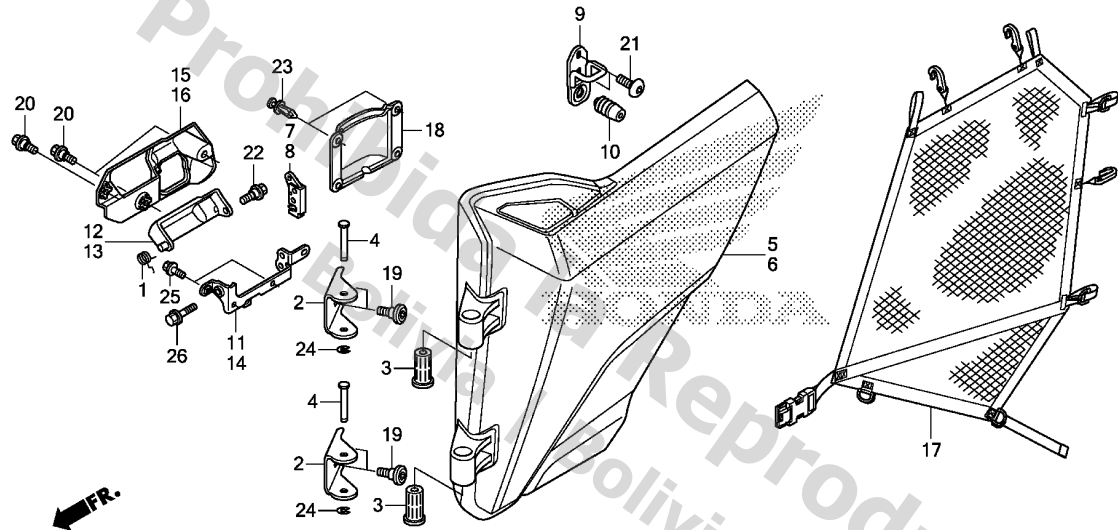
Service item

F.R.T.



HL34F2300

Ref. No.	Part No.	Description	Reqd. QTY			Serial No.	Parts catalogue code
			SXS700				
			M2	M4			
			'14	'15	'15		
1	53193-HN8-000	SPRING, RETURN LEVER	2	2	2		
2	67150-HL3-A00	BRACKET, HINGE	4	4	4		
3	67151-HL3-A00	COLLAR, HINGE	4	4	4		
4	67153-HL3-A00	PIN, HINGE	4	4	4		
5	67205-HL3-A00ZA	DOOR COMP., R. FR. *NH1*.....BLACK	1	1	1		
6	67215-HL3-A00ZA	DOOR COMP., L. FR. *NH1*.....BLACK	1	1	1		
7	67236-HL1-A01	LATCH COMP., R. DOOR	1	1	1		
8	67237-HL1-A01	LATCH COMP., L. DOOR	1	1	1		
9	67238-HL3-A00	STRIKER COMP., FR. DOOR	2	2	2		
10	67239-HL1-A00	STOPPER, DOOR	2	2	2		
11	67240-HL3-A00	PLATE COMP., R. DOOR LEVER ..	1	1	1		
12	67244-HL3-A00	HANDLE, R. DOOR	1	1	1		
13	67245-HL3-A00	HANDLE, L. DOOR	1	1	1		
14	67250-HL3-A00	PLATE COMP., L. DOOR LEVER ..	1	1	1		
15	67251-HL3-A00ZB	COVER, R. DOOR *NH1*.....BLACK	1	1	1		
16	67252-HL3-A00ZA	COVER, L. DOOR *NH1*.....BLACK	1	1	1		
17	67310-HL3-A00	NET ASSY., FR. SIDE	2	-	-		
	67310-HL3-A40	-	2	2		
18	68106-HL3-A00	HOLDER, DRINK	2	2	2		
19	90104-HL3-A00	BOLT, SPECIAL, 8MM	8	8	8		
20	90111-HP0-A00	BOLT, FLANGE, 6MM	6	6	6		



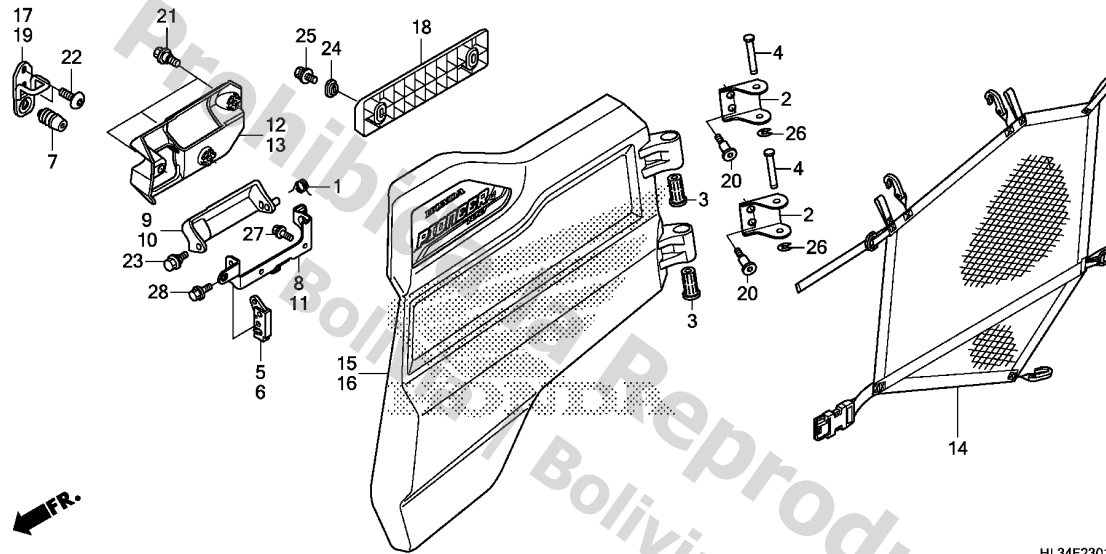
HL34F2300

Ref. No.	Part No.	Description	Reqd. QTY			Serial No.	Parts catalogue code
			SXS700				
			M2	M4			
			'14	'15	'15		
21	90128-KBP-900	BOLT, SOCKET, 8X16	4	4	4		
22	90139-MCA-A60	BOLT, FLANGE, 6MM	2	2	2		
23	90653-HC4-900	CLIP, MUDGUARD	8	8	8		
24	94540-07018	E-RING, 7MM	4	4	4		
25	95701-06010-08	BOLT, FLANGE, 6X10	4	4	4		
26	95701-06016-08	BOLT, FLANGE, 6X16	2	2	2		

F-23-1

REAR DOOR

11



HL34F2301

Service item

F.R.T.

3

Ref. No.	Part No.	Description	Reqd. QTY			Serial No.	Parts catalogue code
			SXS700	M2	M4		
			'14	'15	'15		
1	53193-HN8-000	SPRING, RETURN LEVER	2	-	-	-----	3AC,3CM,AC,CM
2	67150-HL3-A00	BRACKET, HINGE	4	-	-	-----	3AC,3CM,AC,CM
3	67151-HL3-A00	COLLAR, HINGE	4	-	4	-----	3AC,3CM,AC,CM
4	67153-HL3-A00	PIN, HINGE	4	-	-	-----	3AC,3CM,AC,CM
5	67236-HL1-A01	LATCH COMP., R. DOOR	1	-	-	-----	3AC,3CM,AC,CM
			-	-	1		
6	67237-HL1-A01	LATCH COMP., L. DOOR	1	-	-	-----	3AC,3CM,AC,CM
			-	-	1		
7	67239-HL1-A00	STOPPER, DOOR	2	-	-	-----	3AC,3CM,AC,CM
			-	-	2		
8	67240-HL3-A00	PLATE COMP., R. DOOR LEVER ..	1	-	-	-----	3AC,3CM,AC,CM
			-	-	1		
9	67244-HL3-A00	HANDLE, R. DOOR	1	-	-	-----	3AC,3CM,AC,CM
			-	-	1		
10	67245-HL3-A00	HANDLE, L. DOOR	1	-	-	-----	3AC,3CM,AC,CM
			-	-	1		
11	67250-HL3-A00	PLATE COMP., L. DOOR LEVER ..	1	-	-	-----	3AC,3CM,AC,CM
			-	-	1		
12	67251-HL3-A00ZB	COVER, R. DOOR	1	-	-	-----	3AC,3CM,AC,CM
	NH1BLACK	-	-	1		

F-23-1

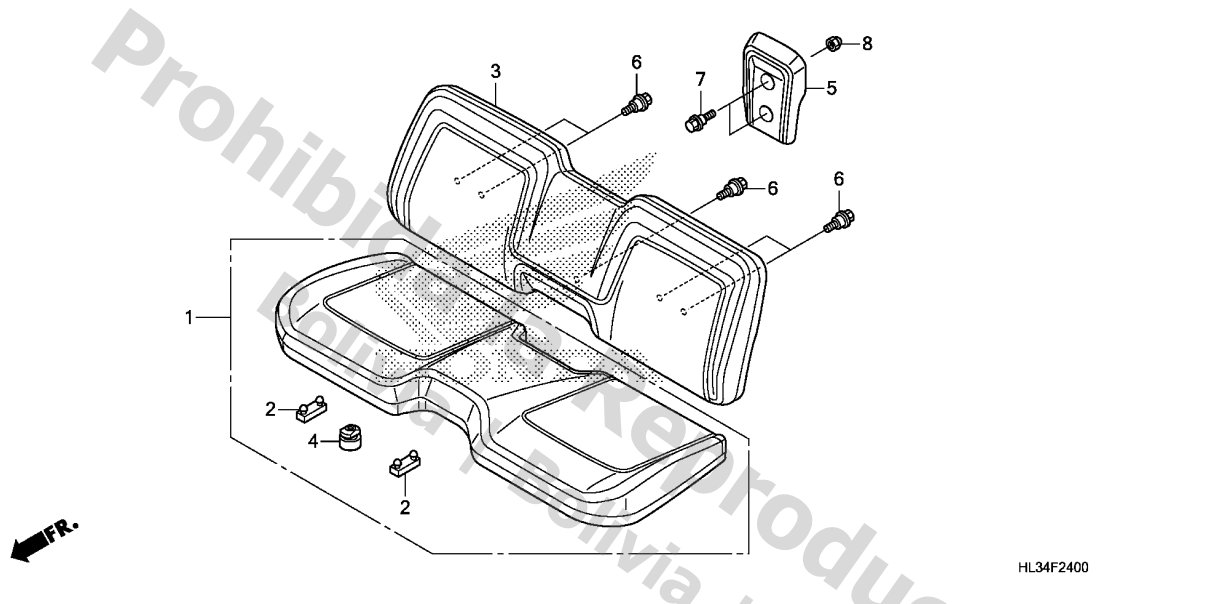
REAR DOOR

Ref. No.	Part No.	Description	Reqd. QTY			Serial No.	Parts catalogue code
			SXS700	M2	M4		
			'14	'15	'15		
13	67252-HL3-A00ZA	COVER, L. DOOR *NH1*.....BLACK	1	-	-	-----	3AC,3CM,AC,CM
			-	-	1		
14	67810-HL3-A00	NET ASSY., RR. SIDE	2	-	-	-----	3AC,3CM,AC,CM
	67810-HL3-A40	-	-	2		
15	73505-HL3-A20ZA	DOOR SET, R. RR. (WL) *TYPE1 1*.....	1	-	-	-----	3AC,3CM
	73505-HL3-A00ZD	*TYPE2*.....	1	-	-	-----	AC,CM
	73505-HL3-A00ZE	*TYPE1 1*.....	1	-	-	-----	AC,CM
	73505-HL3-A20ZB	*TYPE1*.....	-	-	1	-----	2AC,2CM
	73505-HL3-A40ZA	*TYPE1*.....	-	-	1	-----	AC,CM
16	73605-HL3-A20ZA	DOOR SET, L. RR. (WL) *TYPE1 1*.....	1	-	-	-----	3AC,3CM
	73605-HL3-A00ZC	*TYPE2 1*.....	1	-	-	-----	AC,CM
	73605-HL3-A00ZE	*TYPE1 1*.....	1	-	-	-----	AC,CM
	73605-HL3-A20ZB	*TYPE1*.....	-	-	1	-----	2AC,2CM
	73605-HL3-A40ZA	*TYPE1*.....	-	-	1	-----	AC,CM
17	73656-HL3-A00	STRIKER COMP., R. RR. DOOR ..	1	-	-	-----	3AC,3CM,AC,CM
			-	-	1		
18	73658-HL3-A00	STOPPER, RR. DOOR	2	-	-	-----	3AC,3CM,AC,CM
			-	-	2		
19	73666-HL3-A00	STRIKER COMP., L. RR. DOOR ..	1	-	-	-----	3AC,3CM,AC,CM
			-	-	1		
20	90102-HL3-A00	BOLT, SPECIAL, 8MM	8	-	-	-----	3AC,3CM,AC,CM
			-	-	8		
21	90111-HP0-A00	BOLT, FLANGE, 6MM	6	-	-	-----	3AC,3CM,AC,CM
			-	-	6		
22	90128-KBP-900	BOLT, SOCKET, 8X16	4	-	-	-----	3AC,3CM,AC,CM
			-	-	4		
23	90139-MCA-A60	BOLT, FLANGE, 6MM	2	-	-	-----	3AC,3CM,AC,CM
			-	-	2		
24	90506-HL3-A00	COLLAR, DOOR STOPPER	4	-	-	-----	3AC,3CM,AC,CM
			-	-	4		
25	93404-06012-07	BOLT-WASHER, 6X12	4	-	-	-----	3AC,3CM,AC,CM
			-	-	4		
26	94540-07018	E-RING, 7MM	4	-	-	-----	3AC,3CM,AC,CM
			-	-	4		
27	95701-06010-08	BOLT, FLANGE, 6X10	4	-	-	-----	3AC,3CM,AC,CM
			-	-	4		
28	95701-06016-08	BOLT, FLANGE, 6X16	2	-	-	-----	3AC,3CM,AC,CM
			-	-	2		

3

Service item

F.R.T.



HL34F2400

Ref. No.	Part No.	Description	Reqd. QTY			Serial No.	Parts catalogue code
			SXS700	M2	M4		
			'14	'15	'15		
1	77100-HL3-A01	CUSHION ASSY., SEAT	1	-	-		
	77100-HL3-A41	-	1	1		
2	77104-HL3-A01	RUBBER, SEAT SETTING	8	8	8		
3	77200-HL3-A01	SEATBACK ASSY.	1	-	-		
	77200-HL3-A41	-	1	1		
4	77207-HA0-000	CUSHION, SEAT MOUNTING	2	2	2		
5	81140-HL3-A00ZA	HEADREST					
	NH1.....BLACK		2	2	2		
6	90111-HP0-A00	BOLT, FLANGE, 6MM	5	5	5		
7	90116-ME9-000	BOLT, FLANGE, 6MM	4	4	4		
8	94021-06000-0S	NUT, CAP, 6MM	4	4	4		

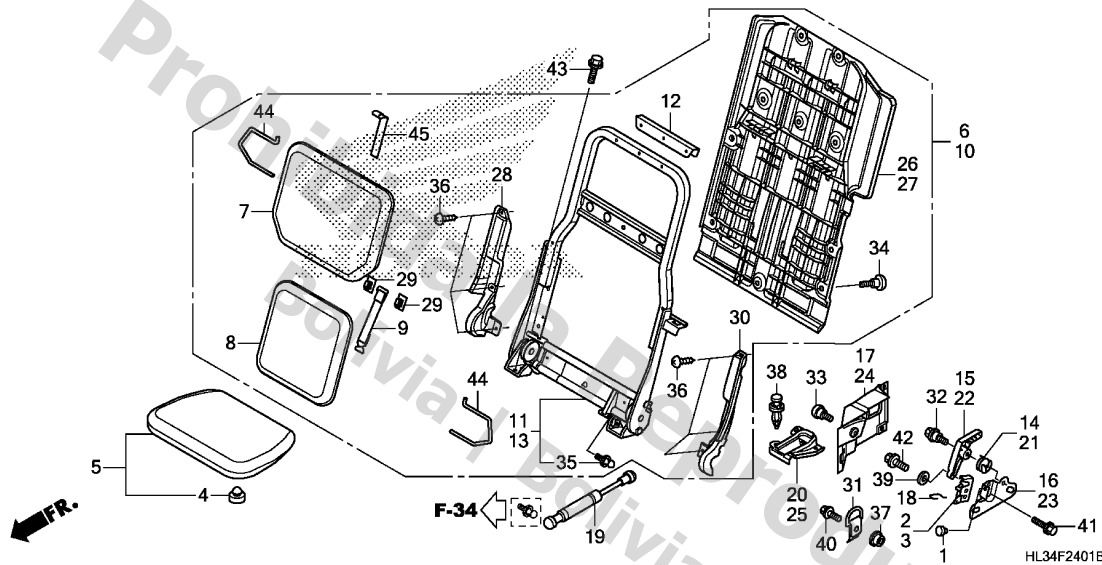
F-24-1

REAR SEAT

14

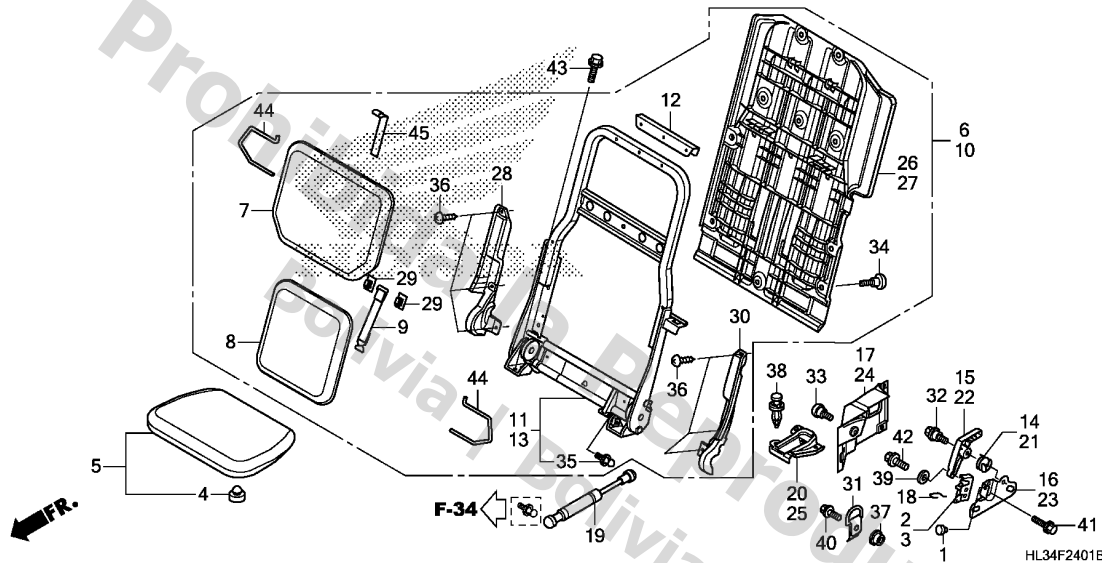
Service item

F.R.T.



Ref. No.	Part No.	Description	Reqd. QTY			Serial No.	Parts catalogue code
			SXS700	M2	M4		
			'14	'15	'15		
1	47117-196-000	RUBBER, STOPPER	2	-	-	3AC,3CM,AC,CM	
2	67236-HL1-A01	LATCH COMP., R. DOOR	1	-	-	3AC,3CM,AC,CM	
3	67237-HL1-A01	LATCH COMP., L. DOOR	1	-	1	3AC,3CM,AC,CM	
4	77215-GC2-000	RUBBER B, SEAT STOPPER	8	-	-	3AC,3CM,AC,CM	
5	77500-HL3-A01	CUSHION ASSY., RR. SEAT	2	-	-	3AC,3CM,AC,CM	
			-	-	2		
6	77600-HL3-A01	SEAT ASSY., R. RR. BACK	1	-	-	3AC,3CM,AC,CM	
	77600-HL3-A41	-	-	1		
7	77630-HL3-A01	CUSHION ASSY., UPPER	2	-	-	3AC,3CM,AC,CM	
8	77631-HL3-A01	CUSHION ASSY., LOWER	2	-	-	3AC,3CM,AC,CM	
9	77632-HL3-A01	STRAP ASSY., HOOK	2	-	-	3AC,3CM,AC,CM	
			-	-	2		
10	77650-HL3-A01	SEAT ASSY., L. RR. BACK	1	-	-	3AC,3CM,AC,CM	
	77650-HL3-A41	-	-	1		
11	77800-HL3-A01	FRAME COMP., R. RR. SEAT	1	-	-	3AC,3CM,AC,CM	
	77800-HL3-A41	-	-	1		
12	77806-HL3-A01	GUARD, SEAT BACK PIPE	2	-	-	3AC,3CM,AC,CM	
			-	-	2		
13	77850-HL3-A01	FRAME COMP., L. RR. SEAT	1	-	-	3AC,3CM,AC,CM	
	77850-HL3-A41	-	-	1		

3



Ref. No.	Part No.	Description	Reqd. QTY			Serial No.	Parts catalogue code
			SXS700	M2	M4		
			'14	'15	'15		
14	77902-HL3-A00	SPRING, R. SEAT LATCH	1	-	-	-----	3AC,3CM,AC,CM
15	77903-HL3-A00	HANDLE, R. SEAT LATCH	1	-	-	-----	3AC,3CM,AC,CM
			-	-	1		
16	77904-HL3-A00	BRACKET, R. SEAT LATCH	1	-	-	-----	3AC,3CM,AC,CM
			-	-	1		
17	77905-HL3-A00ZA	COVER, R. SEAT LATCH *NH1*.....BLACK	1	-	-	-----	3AC,3CM,AC,CM
			-	-	1		
18	77906-HL3-A00	ROD, SEAT LATCH	2	-	-	-----	3AC,3CM,AC,CM
			-	-	2		
19	77908-HL3-A01	DAMPER, RR. SEAT	2	-	-	-----	3AC,3CM,AC,CM
			-	-	2		
20	77909-HL3-A00	RUBBER, R. RR. SEAT DAMPER ..	1	-	-	-----	3AC,3CM,AC,CM
			-	-	1		
21	77952-HL3-A00	SPRING, L. SEAT LATCH	1	-	-	-----	3AC,3CM,AC,CM
			-	-	1		
22	77953-HL3-A00	HANDLE, L. SEAT LATCH	1	-	-	-----	3AC,3CM,AC,CM
			-	-	1		
23	77954-HL3-A00	BRACKET, L. SEAT LATCH	1	-	-	-----	3AC,3CM,AC,CM
			-	-	1		
24	77955-HL3-A00ZA	COVER, L. SEAT LATCH *NH1*.....BLACK	1	-	-	-----	3AC,3CM,AC,CM
			-	-	1		
25	77959-HL3-A00	RUBBER, L. RR. SEAT DAMPER ..	1	-	-	-----	3AC,3CM,AC,CM
			-	-	1		

F-24-1

REAR SEAT

16

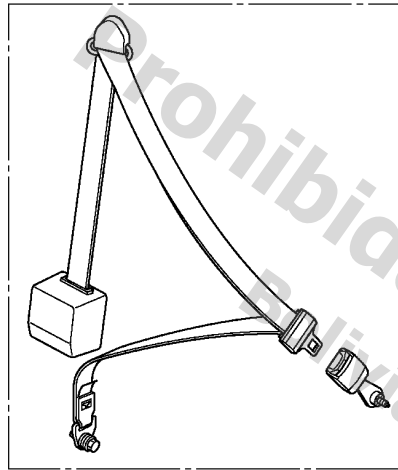
Ref. No.	Part No.	Description	Reqd. QTY			Serial No.	Parts catalogue code
			SXS700	M2	M4		
			'14	'15	'15		
26	81510-HL3-A01	PLATE, R. FR. TOP BED	1	-	-	-----	3AC,3CM,AC,CM
27	81511-HL3-A01	PLATE, L. FR. TOP BED	1	-	1	-----	3AC,3CM,AC,CM
28	81512-HL3-A01	COVER, R. RR. SEAT SPRING ...	2	-	-	-----	3AC,3CM,AC,CM
29	81514-HL3-A01	CLIP, BED TOP	4	-	-	-----	3AC,3CM,AC,CM
30	81562-HL3-A01	COVER, L. RR. SEAT SPRING ...	2	-	-	-----	3AC,3CM,AC,CM
31	84614-S06-000	HOOK ASSY., TIE DOWN	2	-	-	-----	3AC,3CM,AC,CM
32	90101-HL3-A00	BOLT, FLANGE	2	-	2	-----	3AC,3CM,AC,CM
33	90103-HC4-770	SCREW, MUDGUARD	6	-	-	-----	3AC,3CM,AC,CM
34	90103-HF1-670	SCREW, SPECIAL, 6MM	24	-	-	-----	3AC,3CM,AC,CM
35	90108-HL3-A01	STUD, UPPER BALL	2	-	24	-----	3AC,3CM,AC,CM
36	90134-SE3-003	SCREW, TAPPING, 5X10	12	-	-	-----	3AC,3CM,AC,CM
37	90511-MAT-000	WASHER, RR. COWL SETTING	2	-	12	-----	3AC,3CM,AC,CM
38	90653-HC4-900	CLIP, MUDGUARD	6	-	2	-----	3AC,3CM,AC,CM
39	94103-08000	WASHER, PLAIN, 8MM	4	-	6	-----	3AC,3CM,AC,CM
40	95701-06020-07	BOLT, FLANGE, 6X20	2	-	4	-----	3AC,3CM,AC,CM
41	95701-06020-08	BOLT, FLANGE, 6X20	4	-	2	-----	3AC,3CM,AC,CM
42	95701-08016-08	BOLT, FLANGE, 8X16	4	-	4	-----	3AC,3CM,AC,CM
43	95701-08020-08	BOLT, FLANGE, 8X20	4	-	4	-----	3AC,3CM,AC,CM
44	77626-HL3-A01	WIRE(A)	4	-	4	-----	3AC,3CM,AC,CM
45	77604-HL3-A01	PLATE, HOOK	2	-	4	-----	3AC,3CM,AC,CM

3

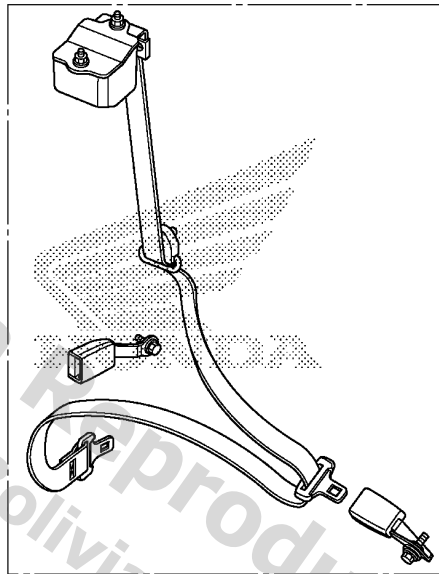
F-25

SEATBELT

17



FR.



HL34F2500

Service item

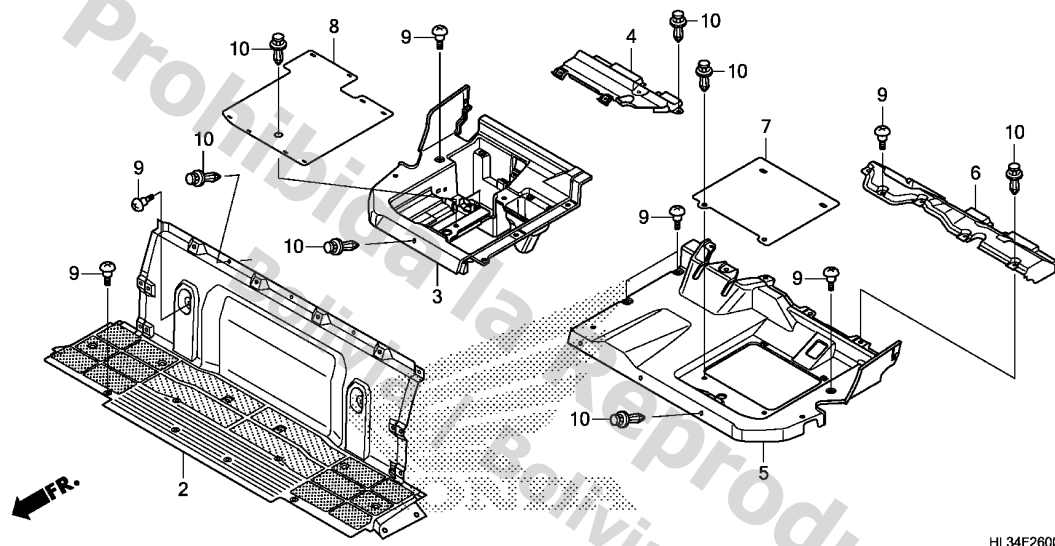
F.R.T.

3

Ref. No.	Part No.	Description	Reqd. QTY			Serial No.	Parts catalogue code
			SXS700	M2	M4		
			'14	'15	'15		
1	77610-HL3-A01ZD	SEATBELT ASSY., FR. *NH167L*.....GRAPHITE BLACK	2	-	-		
	77610-HL3-A41ZA	*NH167L*.....GRAPHITE BLACK	-	2	2		
2	77710-HL3-A01ZF	SEATBELT ASSY., R. RR. *NH167L*.....GRAPHITE BLACK	1	-	-	-----	3AC,3CM,AC,CM
			-	-	1		
3	77760-HL3-A01ZD	SEATBELT ASSY., L. RR. *NH167L*.....GRAPHITE BLACK	1	-	-	-----	3AC,3CM,AC,CM
			-	-	1		

Service item

F.R.T.

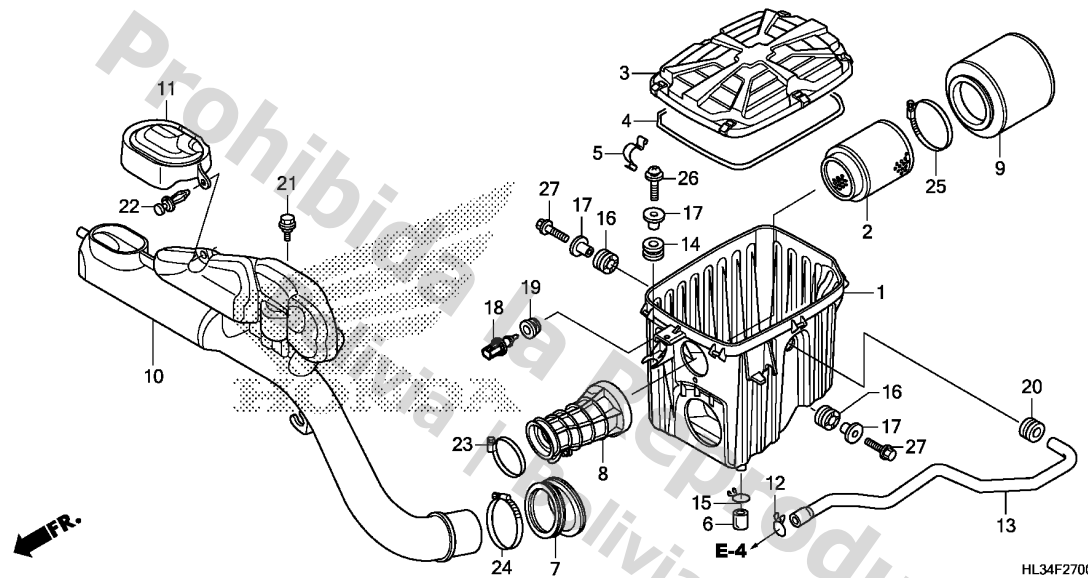


Ref. No.	Part No.	Description	Reqd. QTY			Serial No.	Parts catalogue code
			SXS700	M2	M4		
			'14	'15	'15		
2	71131-HL3-A00ZA	FLOOR, FR. *NH1*.....BLACK	1	1	1		
3	71132-HL3-A00	COVER, R. SEAT BOTTOM	1	1	1		
4	71133-HL3-A00	FENDER, R. MIDDLE	1	1	1		
5	71134-HL3-A00	COVER, L. SEAT BOTTOM	1	1	1		
6	71136-HL3-A00	FENDER, L. MIDDLE	1	1	1		
7	71138-HL3-A00	LID, RUBBER	1	1	1		
8	71139-HL3-A00	RUBBER, R. LID	1	1	1		
9	90103-HF1-670	SCREW, SPECIAL, 6MM	19	19	19		
10	90653-HC4-900	CLIP, MUDGUARD	28	28	28		

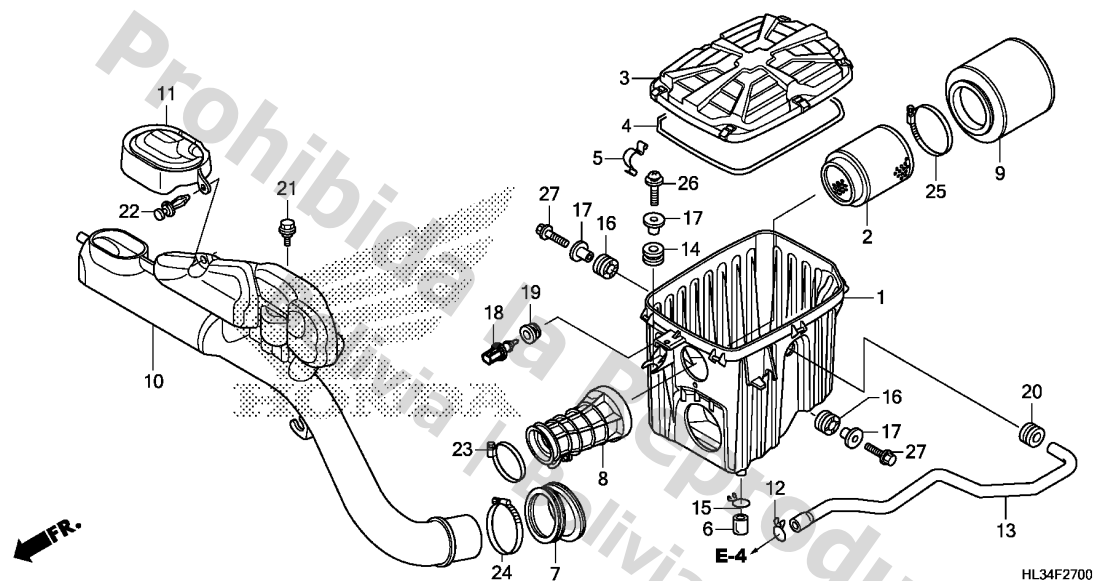
3

Service item

F.R.T.



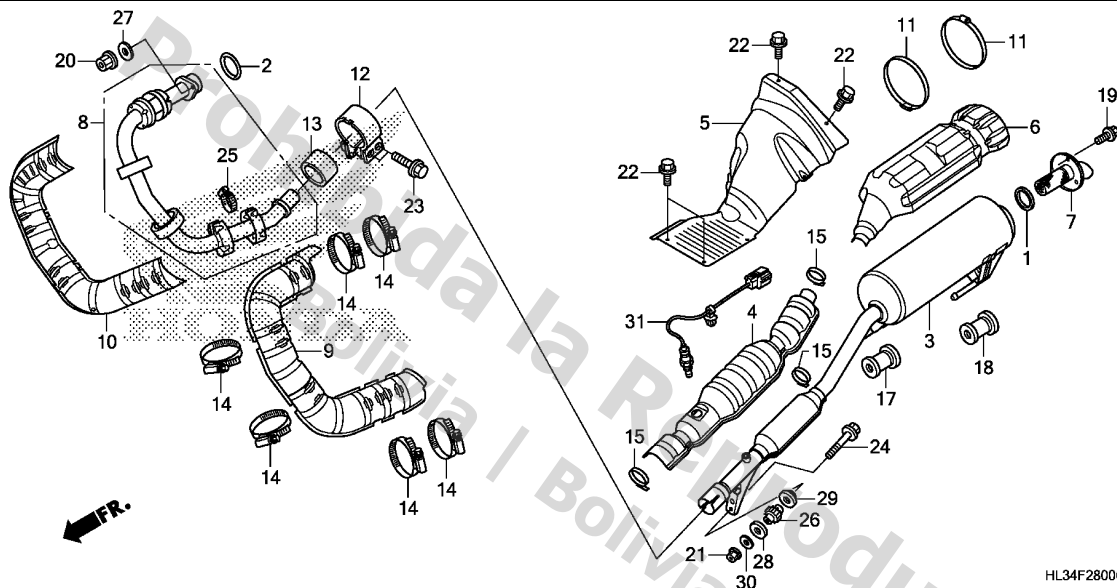
Ref. No.	Part No.	Description	Reqd. QTY			Serial No.	Parts catalogue code
			SXS700				
			M2	M4			
			'14	'15	'15		
1	17210-HL3-A00	CASE, AIR CLEANER	1	1	1		
2	17211-HP0-A00	BODY COMP., AIR CLEANER	1	1	1		
3	17217-HL3-A00	LID, AIR CLEANER CASE	1	1	1		
4	17219-HL3-A00	SEAL, AIR CLEANER COVER	1	1	1		
5	17223-HM8-000	SPRING, AIR CLEANER CASE LID	6	6	6		
6	17224-HM8-B40	TUBE, AIR CLEANER DRAIN	1	1	1		
7	17252-HL3-A00	TUBE, SNORKEL	1	1	1		
8	17253-HL3-A01	TUBE, AIR CLEANER CONNECTING	1	-	-		
	17253-HL3-A40	-	1	1		
9	17254-HP0-A00	ELEMENT, AIR CLEANER	1	1	1		
10	17259-HL3-A00	DUCT, SNORKEL	1	1	1		
11	17261-HL3-A00	COVER, SNORKEL	1	1	1		
12	17316-611-000	CLIP, BREATHER TUBE	1	1	1		
13	17366-HL3-A00	TUBE, BREATHER	1	1	1		
14	18334-KA3-830	RUBBER, SILENCER	1	1	1		
15	18532-634-670	CLIP, AIR HOSE, 21.5	1	1	1		
16	19051-KA3-830	RUBBER, RADIATOR MOUNTING ...	2	2	2		
17	19052-MGH-640	COLLAR, RADIATOR MOUNTING ...	3	3	3		
18	37880-RE1-Z01	SENSOR ASSY., AIR TEMP	1	1	1		
19	37881-P2A-000	GROMMET, TA SENSOR	1	1	1		
20	80102-KFJ-900	GROMMET, RR. FENDER	1	1	1		
21	90018-PT0-010	BOLT, BALANCER BELT ADJUSTER	1	1	1		
22	90653-HC4-900	CLIP, MUDGUARD	1	1	1		
23	90662-HN5-M00	BAND, AIR CONNECTING TUBE(62)	1	1	1		
24	90680-HP5-600	BAND, AIR CLEANER ELEMENT ...	1	1	1		



Ref. No.	Part No.	Description	Reqd. QTY			Serial No.	Parts catalogue code
			SXS700	M2	M4		

25	90696-HN2-830	BAND, AIR CONNECTING TUBE(96)	1	1	1		
26	93891-06025-08	SCREW-WASHER, 6X25	1	1	1		
27	95701-06025-00	BOLT, FLANGE, 6X25	2	2	2		

3

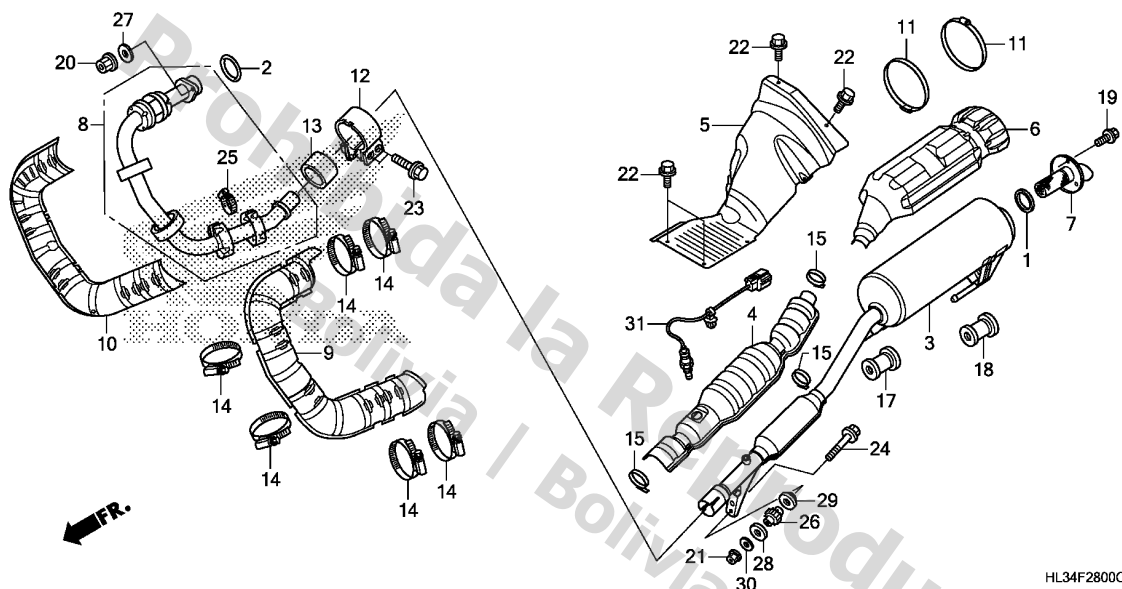


Service item

F.R.T.

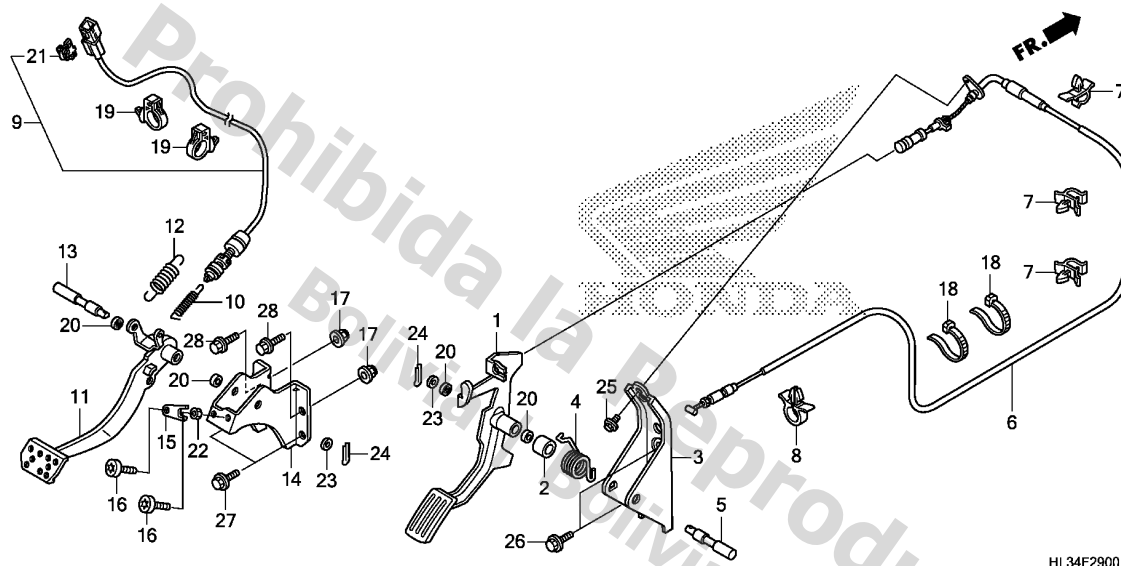
HL34F2800C

Ref. No.	Part No.	Description	Reqd. QTY			Serial No.	Parts catalogue code
			SXS700				
			M2	M4			
			'14	'15	'15		
1	18291-KAE-870	GASKET, EX. PIPE	1	1	1		
2	18291-MW3-670	GASKET, EX. PIPE	1	1	1		
3	18310-HL3-A00	MUFFLER COMP.	1	-	-		
	18310-HL3-A40	-	1	1		
4	18311-HL3-A00	COVER, FR. MUFFLER	1	-	-		
	18311-HL3-A40	-	1	1		
5	18312-HL3-A00	COVER, MUFFLER CENTER	1	1	1		
6	18313-HL3-A00	COVER COMP., RR. MUFFLER	1	-	-		
	18313-HL3-A40	-	1	1		
7	18317-HL3-A00	ARRESTER COMP., SPARK	1	1	1		
8	18320-HL3-A00	PIPE COMP., EX.	1	-	-		
	18320-HL3-A40	-	1	1		
9	18321-HL3-A00	COVER, FR. EX. PIPE	1	-	-		
	18321-HL3-A40	-	1	1		
10	18324-HL3-A00	COVER, EX. PIPE FR. LOWER ...	1	-	-		
	18324-HL3-A40	-	1	1		
11	18326-HW5-900	CLAMP, WATER HOSE, 102-152MM	2	2	2		
12	18373-MR5-000	BAND, FR. EX. PIPE	1	1	1		
13	18392-MBH-000	PACKING, MUFFLER	1	1	1		
14	19087-HL3-A00	CLAMP, WATER HOSE, 65-89MM ..	6	6	6		
15	19509-MM5-003	CLAMPER, RADIATOR HOSE	3	3	3		
17	50608-HM7-000	RUBBER, MUFFLER MOUNTING	1	1	1		
18	50608-HR0-F00	RUBBER, MUFFLER MOUNTING	1	1	1		
19	90101-KCE-000	BOLT, FLANGE, 6X10	3	3	3		
20	90301-HM8-000	NUT, FLANGE, 8MM	2	2	2		



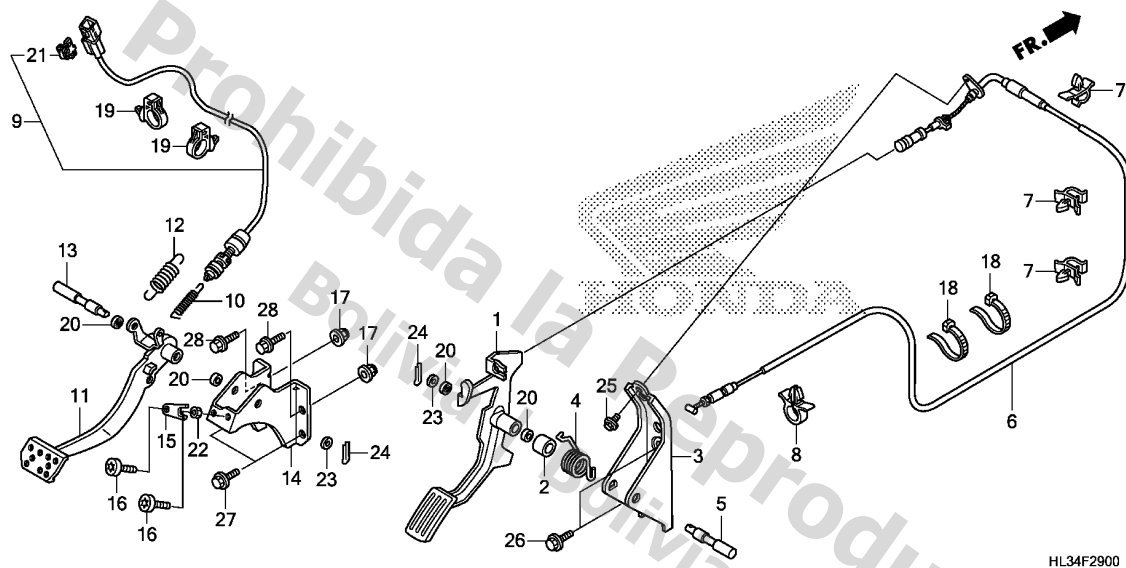
HL34F2800C

Ref. No.	Part No.	Description	Reqd. QTY			Serial No.	Parts catalogue code
			SXS700				
			M2	M4			
			'14	'15	'15		
21	94050-10080	NUT, FLANGE, 10MM	1	1	1		
22	95701-06012-08	BOLT, FLANGE, 6X12	7	7	7		
23	95701-08035-08	BOLT, FLANGE, 8X35	2	2	2		
24	95801-10065-00	BOLT, FLANGE, 10X65	1	1	1		
25	19509-MM5-003	CLAMPER, RADIATOR HOSE	1	1	1		
26	50305-HN8-003	RUBBER, ENGINE HEAD MOUNTING	1	1	1		
27	94101-08800	WASHER, PLAIN, 8MM	2	2	2		
28	50303-HL3-A00	RUBBER, MUFFLER MOUNTING	1	1	1		
29	50305-HL3-A00	RUBBER COMP., MUFFLER	1	1	1		
30	90502-HL3-A00	WASHER, PLAIN, 10MM	1	1	1		
31	36531-HL3-A41	SENSOR, OXYGEN	-	1	1		



Service item F.R.T.

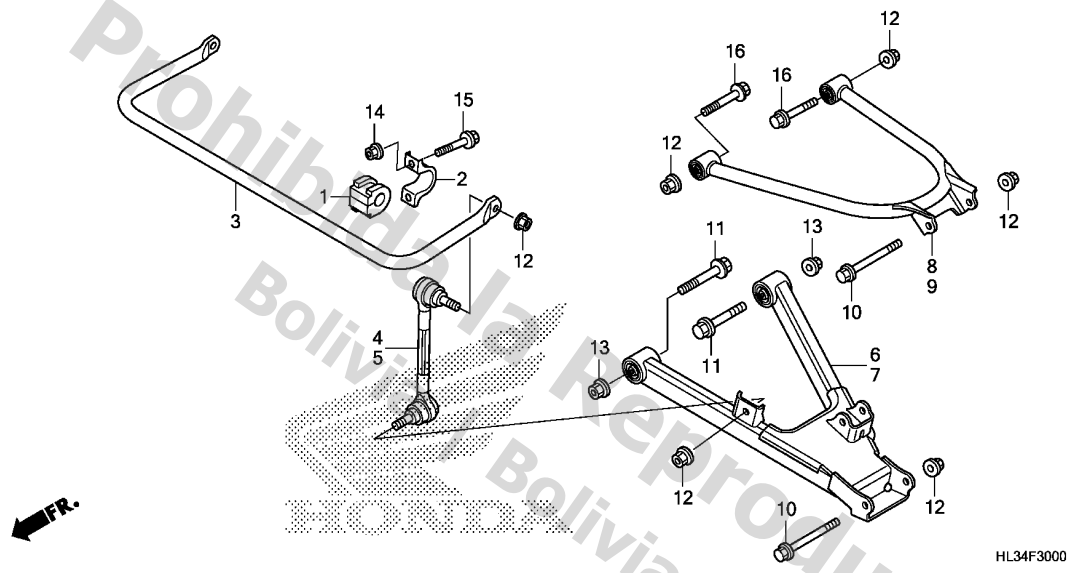
Ref. No.	Part No.	Description	Reqd. QTY			Serial No.	Parts catalogue code
			SXS700				
			M2	M4			
			'14	'15	'15		
1	17810-HL1-A00	PEDAL COMP., ACCELERATOR	1	1	1		
2	17811-HL1-A00	COLLAR, ACCELERATOR PEDAL	1	1	1		
3	17820-HL1-A00	STAY, ACCELERATOR PEDAL	1	1	1		
4	17830-HL1-A00	SPRING, ACCELERATOR PEDAL	1	1	1		
5	17840-HL3-A00	SHAFT, ACCELERATOR PIVOT	1	1	1		
6	17910-HL3-A00	CABLE COMP., THROTTLE	1	1	1		
7	32171-GJ1-003	CLIP, WIRE HARNESS	3	3	3		
8	32175-HL3-A00	CLIP, THROTTLE CABLE	1	1	1		
9	35350-HL3-A01	SWITCH ASSY., STOP	1	1	1		
10	35357-KR3-670	SPRING, STOP SWITCH	1	1	1		
11	46510-HL1-A00	PEDAL COMP., BRAKE	1	1	1		
12	46514-HL1-A00	SPRING, BRAKE PEDAL	1	1	1		
13	46550-HL3-A00	SHAFT, BRAKE PIVOT	1	1	1		
14	46560-HL3-A00	STAY, BRAKE PEDAL	1	1	1		
15	46561-HL1-A00	PLATE, ADJUSTER NUT	1	1	1		
16	90106-SJC-000	BOLT, FLANGE TORX, 8X30	2	2	2		
17	90309-KFO-003	NUT, FLANGE, 8MM	2	2	2		
18	90651-MA6-720	BAND, WIRE HARNESS	2	2	2		
19	90652-HC4-003	CLAMP, HARNESS	2	2	2		
20	91206-333-003	OIL SEAL, 10X16X4.5	4	4	4		
21	91565-S3Y-003	CLIP, COUPLER	1	1	1		
22	94002-08080-0S	NUT, HEX., 8MM	1	1	1		
23	94102-10800	WASHER, PLAIN, 10MM	2	2	2		
24	94201-30180	PIN, SPLIT, 3.0X18	2	2	2		
25	95701-06012-00	BOLT, FLANGE, 6X12	1	1	1		



HL34F2900

Ref. No.	Part No.	Description	Reqd. QTY			Serial No.	Parts catalogue code
			SXS700	M2	M4		
			'14	'15	'15		
26	95701-08016-00	BOLT, FLANGE, 8X16	2	2	2		
27	95701-08020-00	BOLT, FLANGE, 8X20	2	2	2		
28	95701-08035-00	BOLT, FLANGE, 8X35	2	2	2		

3

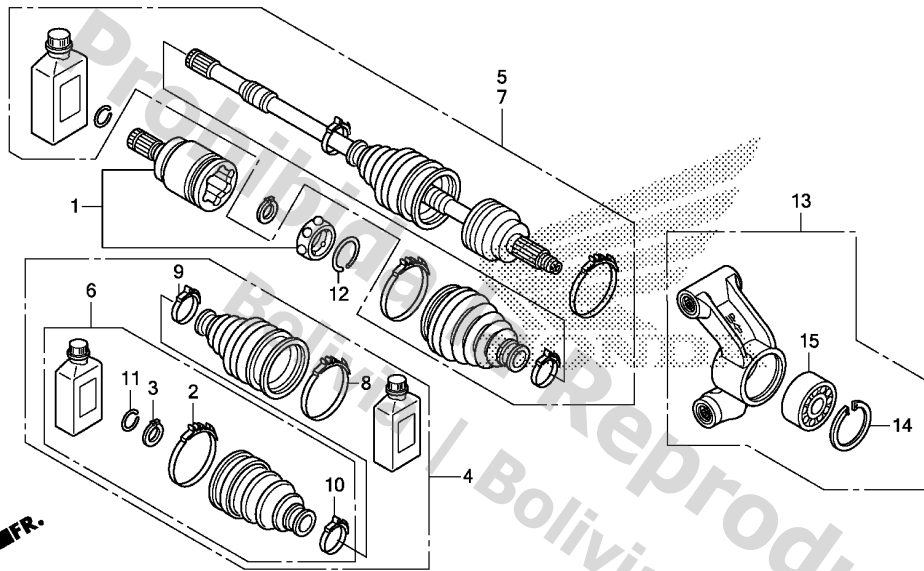


Service item

F.R.T.

3

Ref. No.	Part No.	Description	Reqd. QTY			Serial No.	Parts catalogue code
			SXS700				
			M2	M4			
			'14	'15	'15		
1	51306-S2K-N01	BUSH, STABILIZER HOLDER	2	2	2		
2	52308-SS0-000	HOLDER, RR. STABILIZER	2	2	2		
3	52310-HL3-A01	SPRING, RR. STABILIZER (25.4X4.5)	1	1	1		
4	52320-HL3-A01	LINK COMP., R. RR. STABILIZER	1	1	1		
5	52321-HL3-A01	LINK COMP., L. RR. STABILIZER	1	1	1		
6	52350-HL3-A00	ARM ASSY., R. RR. LOWER	1	1	1		
7	52360-HL3-A00	ARM ASSY., L. RR. LOWER	1	1	1		
8	52370-HL3-A00	ARM ASSY., R. RR. UPPER	1	1	1		
9	52380-HL3-A00	ARM ASSY., L. RR. UPPER	1	1	1		
10	90121-HL1-A00	BOLT, FLANGE, 10X110	4	4	4		
11	90122-HL1-A00	BOLT, FLANGE, 12X70	4	4	4		
12	90305-HC0-770	NUT, SELF-LOCK, 10MM	12	12	12		
13	90305-HC4-000	NUT, SELF-LOCK, 12MM	4	4	4		
14	94050-08080	NUT, FLANGE, 8MM	4	4	4		
15	95801-08045-00	BOLT, FLANGE, 8X45	4	4	4		
16	95801-10065-00	BOLT, FLANGE, 10X65	4	4	4		



HL34F3100

Service item

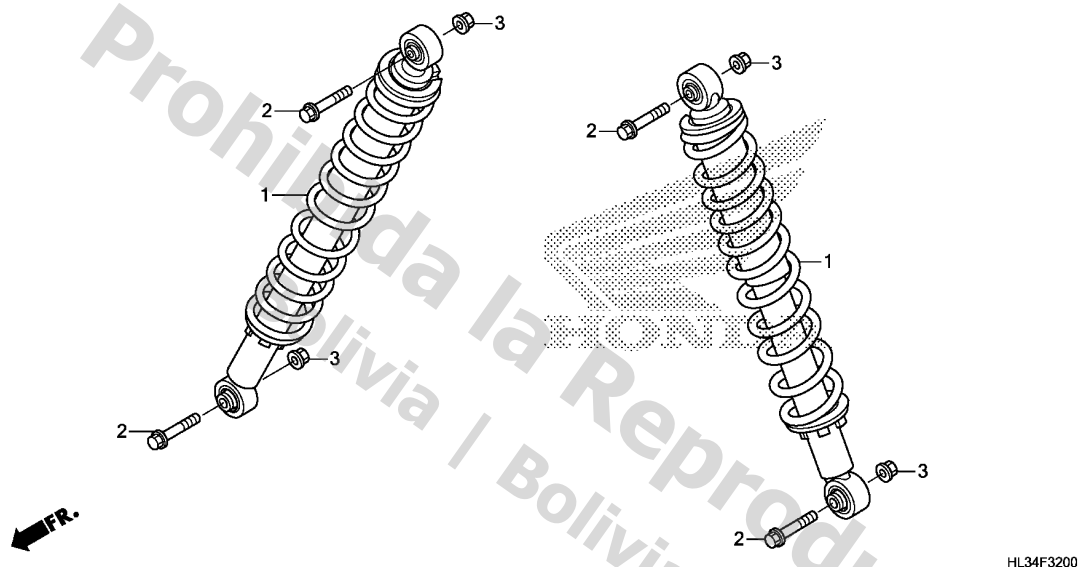
F.R.T.

Ref. No.	Part No.	Description	Reqd. QTY			Serial No.	Parts catalogue code
			SXS700	M2	M4		
			'14	'15	'15		
1	42220-HL3-A01	JOINT COMP., INBOARD	2	2	2		
2	42228-HL3-A01	BAND, INBOARD BOOT	2	2	2		
3	42232-HP6-A00	CIRCLIP	2	2	2		
4	42240-HL3-A01	BOOT SET, RR.	2	-	-		
	42240-HL3-A02	-	2	2		
5	42250-HL3-A01	SHAFT SET, R. RR. DRIVE	1	-	-		
	42250-HL3-A41	-	1	1		
6	42260-HL3-A01	BOOT SET, RR. INBOARD	2	2	2		
7	42350-HL3-A01	SHAFT SET, L. RR. DRIVE	1	-	-		
	42350-HL3-A41	-	1	1		
8	44225-HL3-A01	BAND, OUTBOARD BOOT	2	2	2		
9	44226-HL3-A01	BAND, SHAFT BOOT	2	2	2		
10	44227-HL3-A01	BAND, SHAFT BOOT	2	2	2		
11	44319-S01-A01	SET RING, 26X1.8	2	2	2		
12	44337-SN4-901	RING, SNAP	2	2	2		
13	52200-HL3-A00	KNUCKLE ASSY., RR.	2	-	-		
	52200-HL3-A40	-	2	2		
14	90651-HL3-A00	CIRCLIP, INTERNAL (73)	2	-	-		
	90651-HL3-A40	CIRCLIP, INTERNAL (75)	-	2	2		
15	91056-HL3-A01	BEARING, ANGULAR BALL, 37X72X37	2	-	-		
	91054-HL3-A41	BEARING, ANGULAR BALL, 40X74X36	-	2	2		

F-32

REAR CUSHION

J 1



Service item F.R.T.

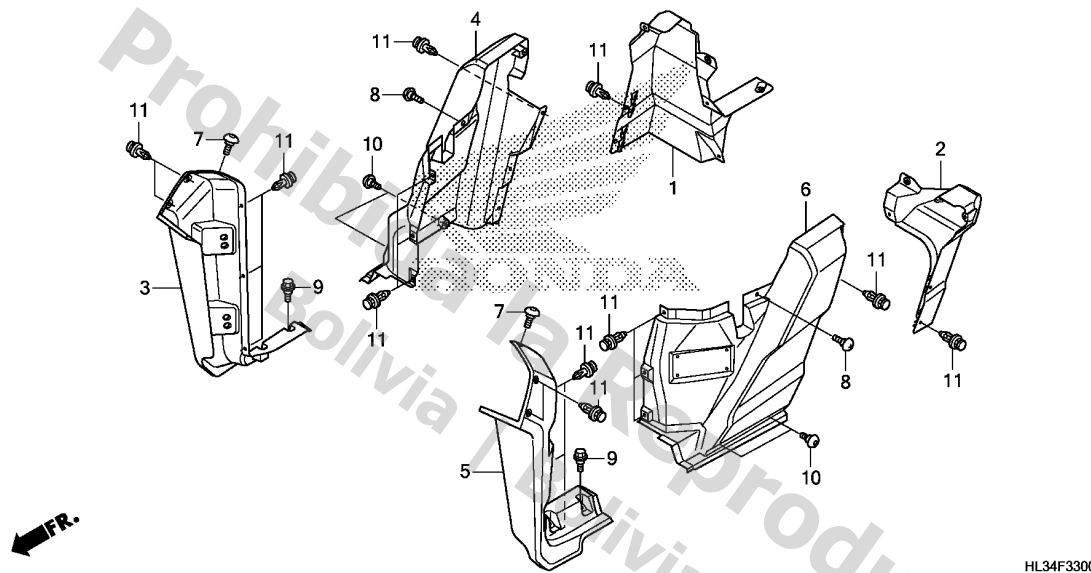
3

Ref. No.	Part No.	Description	Reqd. QTY			Serial No.	Parts catalogue code
			SXS700	M2	M4		
			'14	'15	'15		
1	52400-HL3-A11	CUSHION ASSY., RR.	2	-	-	-----	2AC,2CM,4AC,4CM
	52400-HL3-A01	2	-	-	-----	3AC,3CM,AC,CM
	52400-HL3-A51	CUSHION ASSY., RR.(KYB)	-	2	-		
	52400-HL3-A41	-	-	2		
2	90163-S73-000	BOLT, FLANGE, 12X60	4	4	4		
3	90305-HC4-000	NUT, SELF-LOCK, 12MM	4	4	4		

F-33

SIDE COVER

J 2

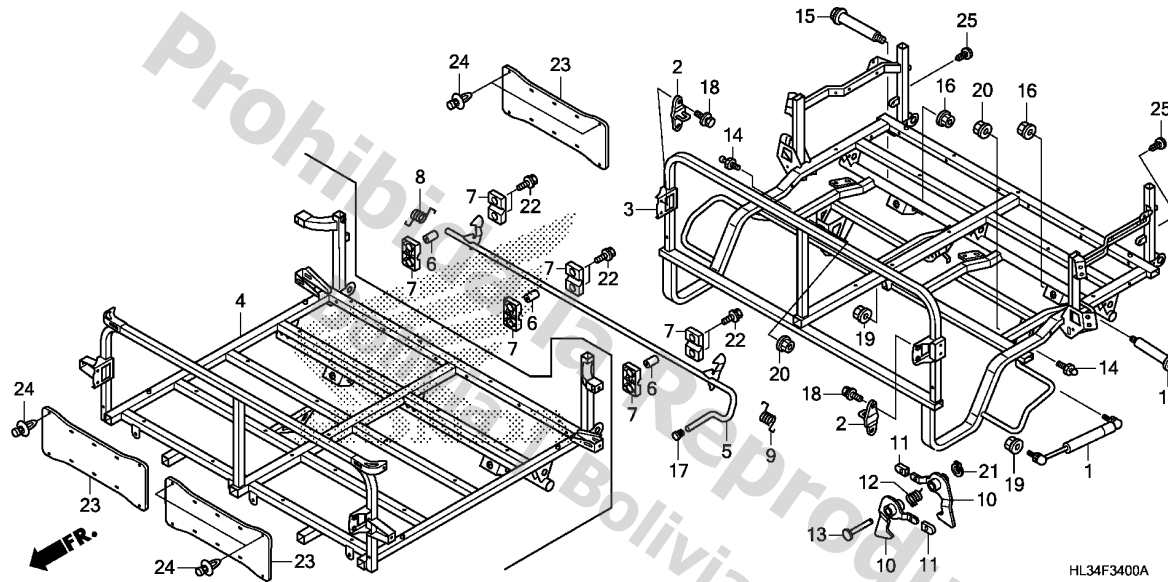


Service item

F.R.T.

Ref. No.	Part No.	Description	Reqd. QTY			Serial No.	Parts catalogue code
			SXS700	M2	M4		
			'14	'15	'15		
1	63510-HL3-A10	COVER, R. MUD PROTECTOR	1	-	-	-----	2AC,2CM,4AC,4CM
2	63520-HL3-A10	COVER, L. MUD PROTECTOR	1	-	-	-----	2AC,2CM,4AC,4CM
3	83500-HL3-A00ZA	COVER, R. FR. SIDE	-	1	-		
	NH1BLACK	1	1	1		
4	83550-HL3-A00ZA	COVER, R. RR. SIDE	1	1	1		
	NH1BLACK	1	1	1		
5	83600-HL3-A00ZA	COVER, L. FR. SIDE	1	1	1		
	NH1BLACK	1	1	1		
6	83650-HL3-A00ZA	COVER, L. RR. SIDE	1	-	-		
	NH1BLACK	-	1	1		
	83650-HL3-A40ZA	*NH1*.....BLACK	-	1	1		
7	90102-HN5-670	SCREW, SPECIAL, 6X8	2	2	2		
8	90103-HC4-770	SCREW, MUDGUARD	2	2	2		
9	90111-HPO-A00	BOLT, FLANGE, 6MM	4	4	4		
10	90119-MEW-920	SCREW, PAN, 6X11	4	4	4		
11	90653-HC4-900	CLIP, MUDGUARD	29	-	-	-----	2AC,2CM,4AC,4CM
			23	-	-	-----	3AC,3CM,AC,CM
			-	29	23		

3

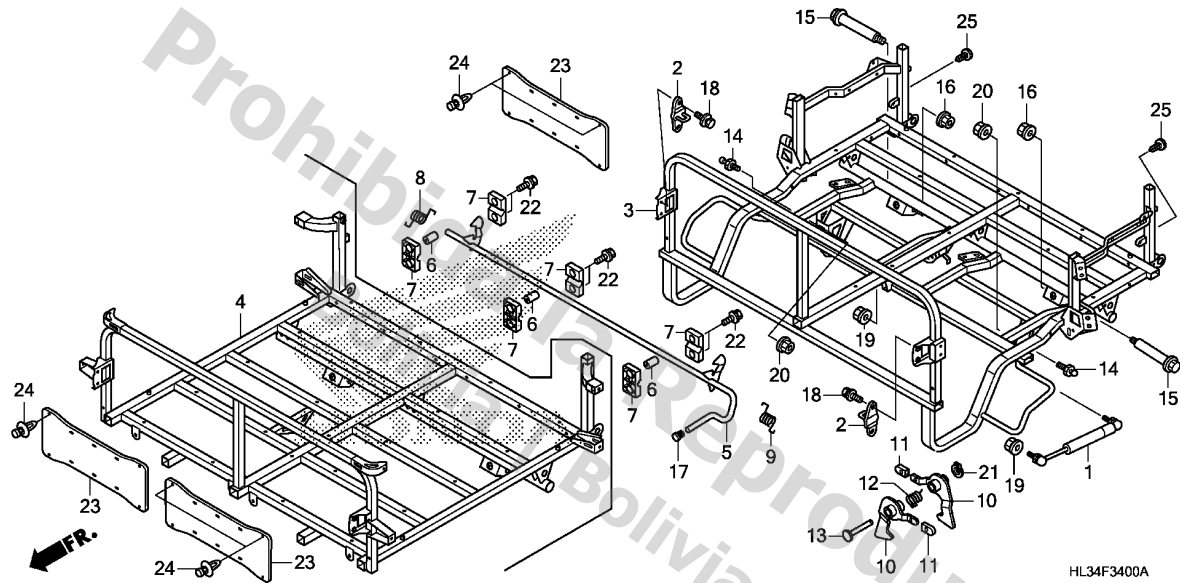


Service item F.R.T.

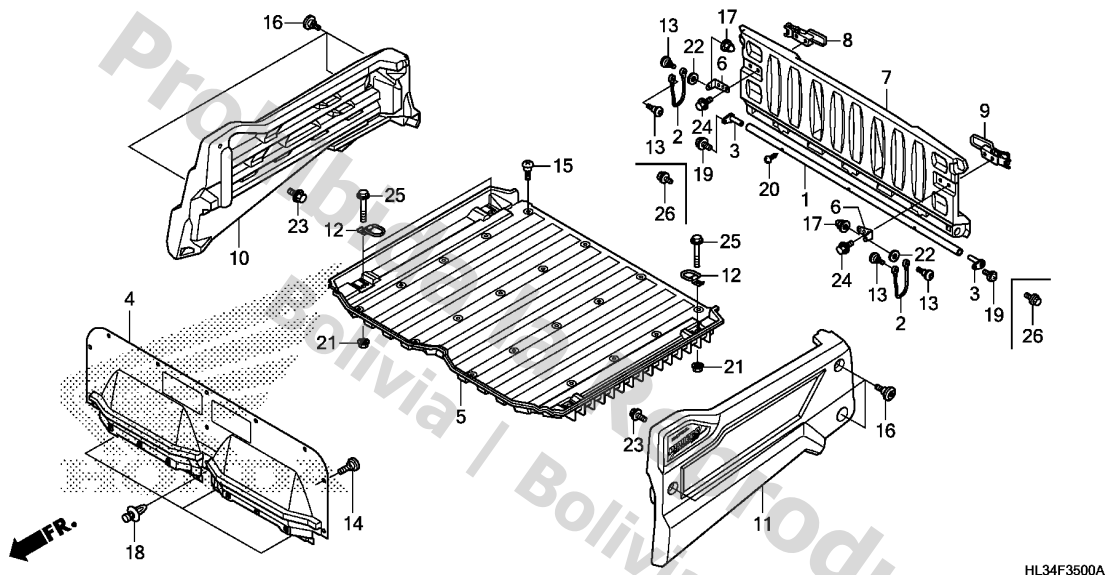
HL34F3400A

3

Ref. No.	Part No.	Description	Reqd. QTY			Serial No.	Parts catalogue code
			SXS700				
			M2	M4			
			'14	'15	'15		
1	74820-HL3-A11	STAY, BED OPEN	1	-	-	-----	2AC,2CM,4AC,4CM
	74820-HL3-A01	1	-	-	-----	3AC,3CM,AC,CM
	74820-HL3-A11	-	1	-	-----	
	74820-HL3-A01	-	-	1	-----	
2	74862-S84-A01	STRIKER ASSY., TRUNK	2	2	2	-----	
3	81500-HL3-A00	BED COMP., RR.	1	-	-	-----	3AC,3CM,AC,CM
	81500-HL3-A40	-	-	1	-----	
4	81500-HL3-A10	BED COMP., RR.	1	-	-	-----	2AC,2CM,4AC,4CM
	81500-HL3-A50	-	1	-	-----	
5	81521-HL3-A00	LEVER COMP., BED LOCK	1	1	1	-----	
6	81524-HL3-A00	COLLAR, LEVER COMP. BRACKET ..	6	6	6	-----	
7	81526-HL3-A00	HOLDER, LEVER LOCK	6	6	6	-----	
8	81527-HL3-A00	SPRING, R. LOCK LEVER	1	1	1	-----	
9	81528-HL3-A00	SPRING, L. LOCK LEVER	1	1	1	-----	
10	81541-HL3-A00	LATCH, DUMP LOCK	2	-	-	-----	3AC,3CM,AC,CM
			-	-	2	-----	
11	81542-HL3-A00	CAP, DUMP LOCK	2	-	-	-----	3AC,3CM,AC,CM
			-	-	2	-----	
12	81543-HL3-A00	SPRING, DUMP LOCK	1	-	-	-----	3AC,3CM,AC,CM
			-	-	1	-----	
13	81544-HL3-A00	PIN, DUMP LOCK	1	-	-	-----	3AC,3CM,AC,CM
			-	-	1	-----	
14	90109-HL3-A01	STUD, LOWER BALL	2	-	-	-----	3AC,3CM,AC,CM
			-	-	2	-----	
15	90112-HL3-A00	BOLT, FLANGE, 8MM	2	2	2	-----	
16	90361-SR3-000	NUT, FLANGE, 8MM	2	2	2	-----	



Ref. No.	Part No.	Description	Reqd. QTY			Serial No.	Parts catalogue code	
			SXS700					
			M2	M4				
			'14	'15	'15			
17	90851-HL1-A00	CAP, PIPE END (1/2")	1	1	1			
18	93404-06016-07	BOLT-WASHER, 6X16	4	4	4			
19	94050-08000	NUT, FLANGE, 8MM	2	2	2			
20	94050-08080	NUT, FLANGE, 8MM	2	-	-	-----	-----	3AC,3CM,AC,CM
			-	-	2			
21	94511-11000	CIRCLIP, EXTERNAL, 11MM	1	-	-	-----	-----	3AC,3CM,AC,CM
			-	-	1			
22	95701-06030-00	BOLT, FLANGE, 6X30	6	6	6			
23	81546-HL3-A00	RUBBER, DUST SEAL	2	-	-	-----	-----	2AC,2CM,4AC,4CM
			1	-	-	-----	-----	3AC,3CM,AC,CM
			-	2	1			
24	90653-HC4-900	CLIP, MUDGUARD	3	-	-	-----	-----	2AC,2CM,4AC,4CM
			2	-	-	-----	-----	3AC,3CM,AC,CM
			-	3	2			
25	90671-S0D-003YJ	CLIP, ROOF, 7MM	-	-	-			
		NH690L.....PREMIUM BLACK	-	2	2			



Service item

F.R.T.

HL34F3500A

3

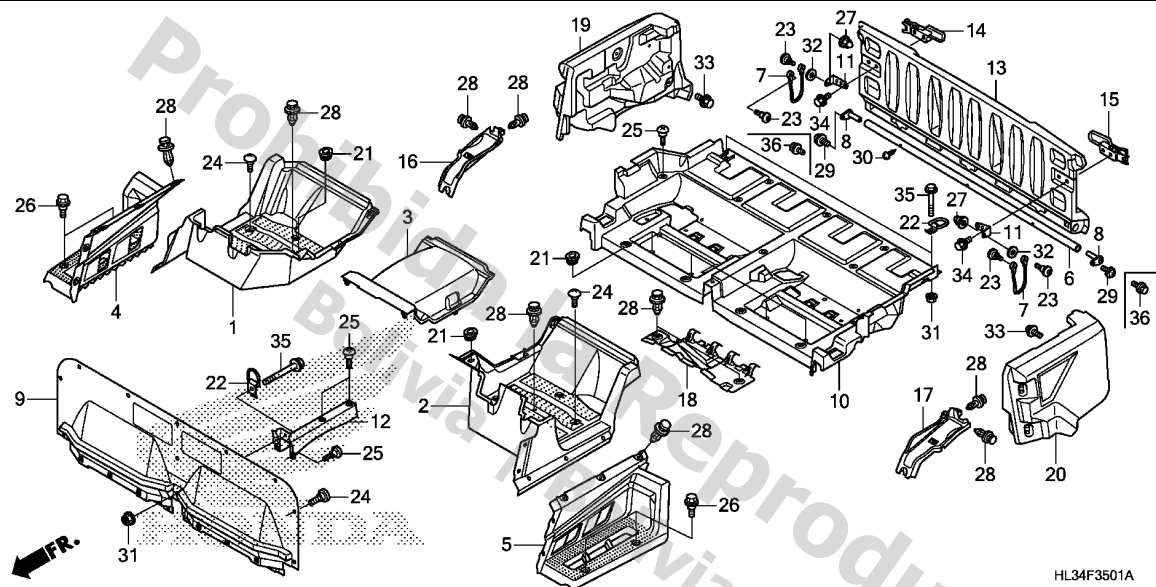
Ref. No.	Part No.	Description	Reqd. QTY			Serial No.	Parts catalogue code
			SXS700	M2	M4		
			'14	'15	'15		
1	81503-HL3-A00	HINGE, RR. GATE	1	-	-	2AC,2CM,4AC,4CM	
2	81504-HL3-A00	WIRE, RR. GATE STOPPER	2	-	-	2AC,2CM,4AC,4CM	
3	81505-HL1-A00	BRACKET COMP., RR. GATE HINGE	2	-	-	2AC,2CM,4AC,4CM	
4	81506-HL3-A10	PLATE, FR. BED	1	-	-	2AC,2CM,4AC,4CM	
5	81507-HL3-A10	PLATE, BED TOP	1	-	-	2AC,2CM,4AC,4CM	
6	81508-HL1-A00	BRACKET, RR. GATE LOCK	2	-	-	2AC,2CM,4AC,4CM	
7	81530-HL3-A00ZA	GATE, RR.	1	-	-	2AC,2CM,4AC,4CM	
	NH1BLACK	1	-	-	2AC,2CM,4AC,4CM	
8	81531-HL3-A00	LOCK COMP., R. RR. GATE	1	-	-	2AC,2CM,4AC,4CM	
	81531-HL3-A01	1	-	-	2AC,2CM,4AC,4CM	
9	81532-HL3-A00	LOCK COMP., L. RR. GATE	1	-	-	2AC,2CM,4AC,4CM	
	81532-HL3-A01	1	-	-	2AC,2CM,4AC,4CM	
10	81555-HL3-A10ZC	COVER SET, R. BED SIDE(WL)	1	-	-	2AC,2CM	
	TYPE2	1.....	1	-	-	2AC,2CM	
	81555-HL3-A10ZE	*TYPE1 1*.....	1	-	-	2AC,2CM	
	81555-HL3-A30ZA	*TYPE1*.....	1	-	-	4AC,4CM	
			-	1	-	2AC,2CM	
	81555-HL3-A10ZD	*TYPE2*.....	-	1	-	AC,CM	
	81555-HL3-A10ZF	*TYPE1*.....	-	1	-	AC,CM	

Ref. No.	Part No.	Description	Reqd. QTY			Serial No.	Parts catalogue code
			SXS700	M2	M4		
			'14	'15	'15		
11	81565-HL3-A10ZC	COVER SET, L. BED SIDE(WL)					
		TYPE2 1.....	1	-	-	-----	2AC,2CM
	81565-HL3-A10ZE	*TYPE1 1*.....	1	-	-	-----	2AC,2CM
	81565-HL3-A30ZA	*TYPE1*.....	1	-	-	-----	4AC,4CM
			-	1	-	-----	2AC,2CM
	81565-HL3-A10ZD	*TYPE2*.....	-	1	-	-----	AC,CM
	81565-HL3-A10ZF	*TYPE1*.....	-	1	-	-----	AC,CM
12	84614-S06-000	HOOK ASSY., TIE DOWN	4	-	-	-----	2AC,2CM,4AC,4CM
			-	4	-	-----	
13	90102-HN5-670	SCREW, SPECIAL, 6X8	4	-	-	-----	2AC,2CM,4AC,4CM
			-	4	-	-----	
14	90103-HC4-770	SCREW, MUDGUARD	10	-	-	-----	2AC,2CM,4AC,4CM
			-	10	-	-----	
15	90103-HF1-670	SCREW, SPECIAL, 6MM	20	-	-	-----	2AC,2CM,4AC,4CM
			-	20	-	-----	
16	90109-HP1-000	BOLT, GRIP END	6	-	-	-----	2AC,2CM,4AC,4CM
			-	6	-	-----	
17	90201-415-000	NUT, CAP, 6MM	2	-	-	-----	2AC,2CM,4AC,4CM
			-	2	-	-----	
18	90653-HC4-900	CLIP, MUDGUARD	4	-	-	-----	2AC,2CM,4AC,4CM
			-	4	-	-----	
19	93891-06012-00	SCREW-WASHER, 6X12	2	-	-	-----	2AC,2CM,4AC,4CM
20	93903-25310	SCREW, TAPPING, 5X16	3	-	-	-----	2AC,2CM,4AC,4CM
			-	3	-	-----	
21	94050-06000	NUT, FLANGE, 6MM	4	-	-	-----	2AC,2CM,4AC,4CM
			-	4	-	-----	
22	94103-06700	WASHER, PLAIN, 6MM	2	-	-	-----	2AC,2CM,4AC,4CM
			-	2	-	-----	
23	95701-06010-08	BOLT, FLANGE, 6X10	2	-	-	-----	2AC,2CM,4AC,4CM
			-	2	-	-----	
24	93404-06020-07	BOLT-WASHER, 6X20	4	-	-	-----	2AC,2CM,4AC,4CM
			-	4	-	-----	
25	95701-06060-07	BOLT, FLANGE, 6X60	4	-	-	-----	2AC,2CM,4AC,4CM
			-	4	-	-----	
26	95701-06012-08	BOLT, FLANGE, 6X12	-	2	-	-----	

F-35-1

BED PLATE/REAR GATE(2)

J 7



Service item

F.R.T.

HL34F3501A

3

Ref. No.	Part No.	Description	Reqd. QTY			Serial No.	Parts catalogue code
			SXS700	M2	M4		
			'14	'15	'15		
1	76300-HL3-A00ZA	FOOT WELL, R. RR. *NH1*.....BLACK	1	-	-	-----	3AC,3CM,AC,CM
2	76400-HL3-A00ZA	FOOT WELL, L. RR. *NH1*.....BLACK	1	-	-	-----	3AC,3CM,AC,CM
3	76500-HL3-A00ZA	COVER, RR. CENTER *NH1*.....BLACK	1	-	-	-----	3AC,3CM,AC,CM
4	80121-HL3-A00ZA	MUDGUARD, R. RR. STEP *NH1*.....BLACK	1	-	-	-----	3AC,3CM,AC,CM
5	80122-HL3-A00ZA	MUDGUARD, L. RR. STEP *NH1*.....BLACK	1	-	-	-----	3AC,3CM,AC,CM
6	81503-HL3-A00	HINGE, RR. GATE	1	-	-	-----	3AC,3CM,AC,CM
7	81504-HL3-A00	WIRE, RR. GATE STOPPER	2	-	-	-----	3AC,3CM,AC,CM
8	81505-HL1-A00	BRACKET COMP., RR. GATE HINGE	2	-	-	-----	3AC,3CM,AC,CM
9	81506-HL3-A00	PLATE, FR. BED	1	-	-	-----	3AC,3CM,AC,CM
10	81507-HL3-A00	PLATE, RR. TOP BED	1	-	-	-----	3AC,3CM,AC,CM
11	81508-HL1-A00	BRACKET, RR. GATE LOCK	2	-	-	-----	3AC,3CM,AC,CM

Ref. No.	Part No.	Description	Reqd. QTY			Serial No.	Parts catalogue code
			SXS700	M2	M4		
			'14	'15	'15		
12	81509-HL3-A00	PLATE, FR. BED TOP CENTER ...	1	-	-	-----	3AC,3CM,AC,CM
			-	-	1		
13	81530-HL3-A00ZA	GATE, RR. *NH1*.....BLACK	1	-	-	-----	3AC,3CM,AC,CM
			-	-	1		
14	81531-HL3-A00	LOCK COMP., R. RR. GATE	1	-	-	-----	3AC,3CM,AC,CM
	81531-HL3-A01	-	-	1		
15	81532-HL3-A00	LOCK COMP., L. RR. GATE	1	-	-	-----	3AC,3CM,AC,CM
	81532-HL3-A01	-	-	1		
16	81533-HL3-A00	GUARD, R. RR. STEP	1	-	-	-----	3AC,3CM,AC,CM
			-	-	1		
17	81534-HL3-A00	GUARD, L. RR. STEP	1	-	-	-----	3AC,3CM,AC,CM
			-	-	1		
18	81545-HL3-A00	PROTECTOR, RR. MUFFLER	1	-	-	-----	3AC,3CM,AC,CM
			-	-	1		
19	81550-HL3-A00ZA	COVER, R. BED SIDE *NH1*.....BLACK	1	-	-	-----	3AC,3CM,AC,CM
			-	-	1		
20	81560-HL3-A00ZA	COVER, L. BED SIDE *NH1*.....BLACK	1	-	-	-----	3AC,3CM,AC,CM
			-	-	1		
21	83551-MA6-000	GROMMET, SIDE COVER	6	-	-	-----	3AC,3CM,AC,CM
			-	-	6		
22	84614-S06-000	HOOK ASSY., TIE DOWN	3	-	-	-----	3AC,3CM,AC,CM
			-	-	3		
23	90102-HN5-670	SCREW, SPECIAL, 6X8	4	-	-	-----	3AC,3CM,AC,CM
			-	-	4		
24	90103-HC4-770	SCREW, MUDGUARD	20	-	-	-----	3AC,3CM,AC,CM
			-	-	20		
25	90103-HF1-670	SCREW, SPECIAL, 6MM	16	-	-	-----	3AC,3CM,AC,CM
			-	-	16		
26	90111-HP0-A00	BOLT, FLANGE, 6MM	4	-	-	-----	3AC,3CM,AC,CM
			-	-	4		
27	90201-415-000	NUT, CAP, 6MM	2	-	-	-----	3AC,3CM,AC,CM
			-	-	2		
28	90653-HC4-900	CLIP, MUDGUARD	17	-	-	-----	3AC,3CM,AC,CM
			-	-	17		
29	93891-06012-00	SCREW-WASHER, 6X12	2	-	-	-----	3AC,3CM,AC,CM
30	93903-25310	SCREW, TAPPING, 5X16	3	-	-	-----	3AC,3CM,AC,CM
			-	-	3		
31	94050-06000	NUT, FLANGE, 6MM	3	-	-	-----	3AC,3CM,AC,CM
			-	-	3		
32	94103-06700	WASHER, PLAIN, 6MM	2	-	-	-----	3AC,3CM,AC,CM
			-	-	2		
33	95701-06010-08	BOLT, FLANGE, 6X10	4	-	-	-----	3AC,3CM,AC,CM
			-	-	4		
34	93404-06020-07	BOLT-WASHER, 6X20	4	-	-	-----	3AC,3CM,AC,CM
			-	-	4		
35	95701-06055-07	BOLT, FLANGE, 6X55	3	-	-	-----	3AC,3CM,AC,CM
	95701-06060-07	BOLT, FLANGE, 6X60	-	-	3		
36	95701-06012-08	BOLT, FLANGE, 6X12	-	-	2		

3

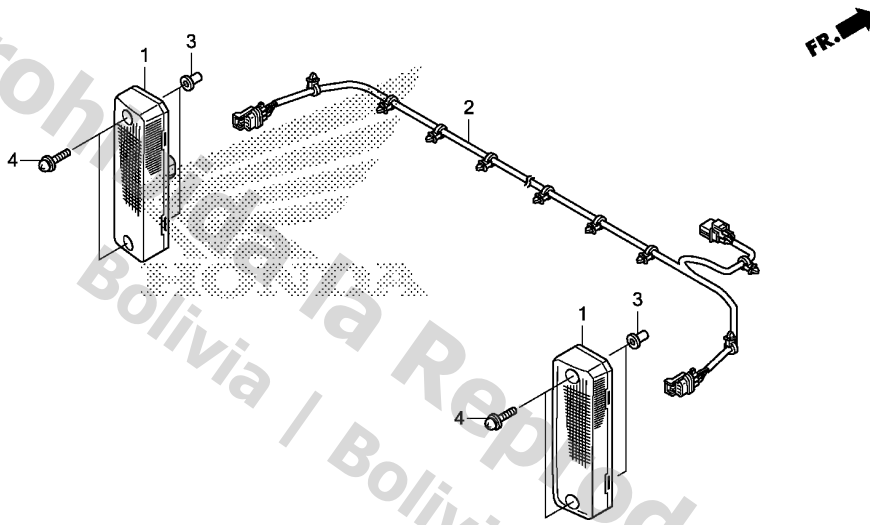
F-36

TAILLIGHT

J 9

Service item

F.R.T.



HL34F3600

Ref. No.	Part No.	Description	Reqd. QTY			Serial No.	Parts catalogue code
			SXS700	M2	M4		
			'14	'15	'15		

1	33700-HL3-A01	LIGHT ASSY., TAIL & STOP	2	2	2		
2	33750-HL3-A00	SUB CORD, TAILLIGHT & STOP ..	1	1	1		
3	90111-KW3-003	NUT, COWL SETTING, 5MM	4	4	4		
4	93891-05025-07	SCREW-WASHER, 5X25	4	4	4		

3

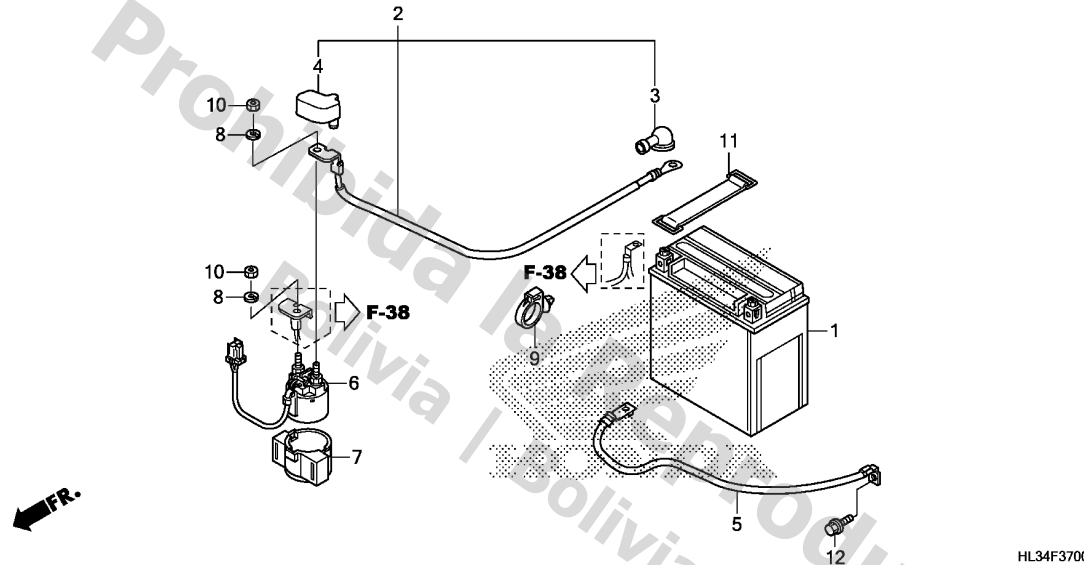
F-37

BATTERY

J10

Service item

F.R.T.



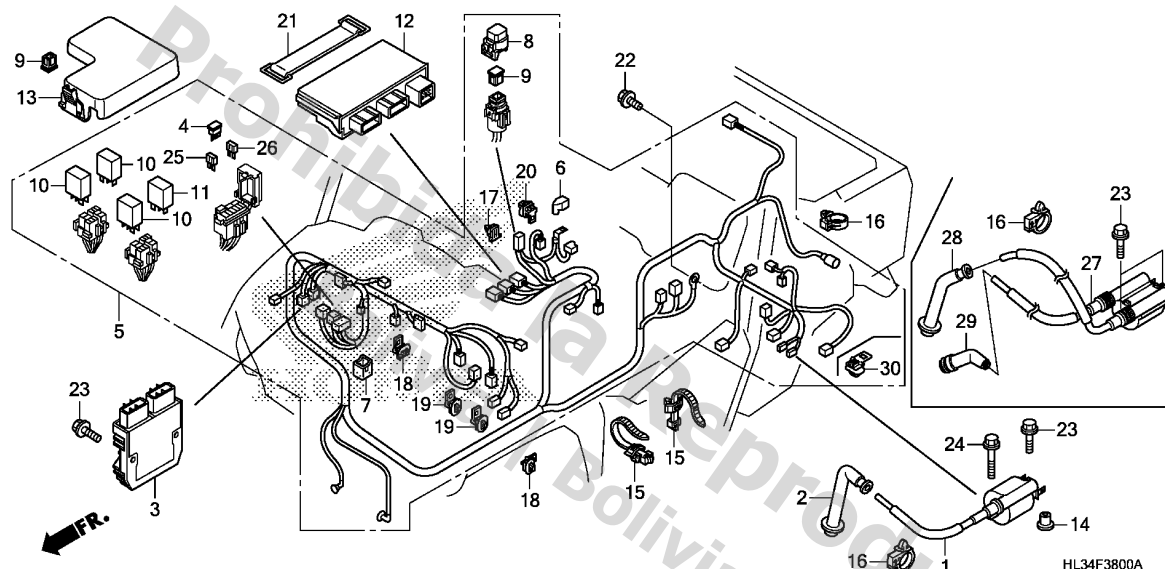
Ref. No.	Part No.	Description	Reqd. QTY			Serial No.	Parts catalogue code
			SXS700				
			M2	M4			
			'14	'15	'15		
1	31500-HC4-726	BATTERY (YTX14-BS) (YUASA)	1	1	1	-----	2AC,3AC,4AC,AC
	31500-HR0-F01	BATTERY (GYZ16H) (GS YUASA) ...	1	1	1	-----	2CM,3CM,4CM,CM
2	32405-HL3-A00	CABLE, STARTER MOTOR	1	1	1		
3	32411-473-000	COVER, TERMINAL	1	1	1		
4	32416-HN5-670	COVER, MAGNETIC SWITCH					
		TERMINAL	1	1	1		
5	32601-HL3-A00	CABLE, BATTERY EARTH	1	1	1		
6	35850-HN7-003	SWITCH ASSY., STARTER MAGNETIC	1	1	1		
7	35856-HP5-600	RUBBER, MAGNETIC SHOCK	1	1	1		
8	90052-ZA0-800	WASHER, SPRING, 6MM	2	2	2		
9	90652-HC4-003	CLAMP, HARNESS	1	1	1		
10	94002-06390-0S	NUT, HEX., 6MM	2	2	2		
11	95012-17001	BAND F, BATTERY (155MM)	1	1	1		
12	95701-06012-00	BOLT, FLANGE, 6X12	1	1	1		

3

F-38

WIRE HARNESS

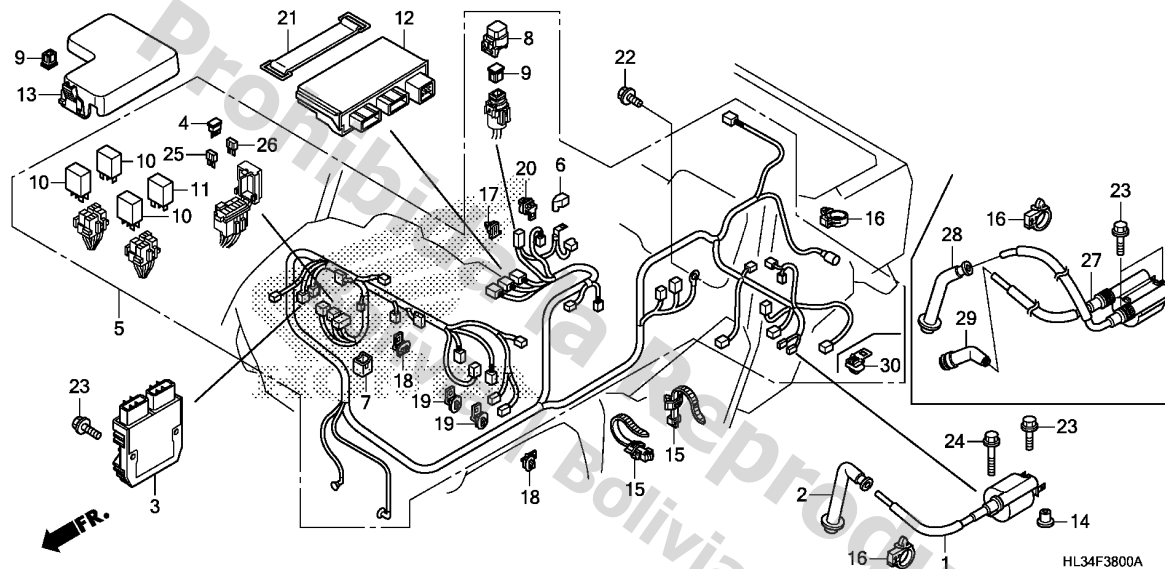
J11



Service item F.R.T.

3

Ref. No.	Part No.	Description	Reqd. QTY			Serial No.	Parts catalogue code
			SXS700				
			M2	M4			
			'14	'15	'15		
1	30510-HL3-A01	COIL COMP., IGNITION	1	-	-		
2	30700-HL1-A21	CAP ASSY., NOISE SUPPRESSOR ..	1	-	-		
3	31600-MGZ-J01	RECTIFIER ASSY., REGULATOR ..	1	1	1		
4	31730-MAS-601	DIODE ASSY., THREE WAY (SUMITOMO)	1	1	1		
5	32100-HL3-A00	HARNESS, WIRE	1	-	-		
	32100-HL3-A40	-	1	1		
6	32414-MW0-000	COVER, BATTERY TERMINAL	1	1	1		
7	32606-GEV-761	CAP, DUMMY(4P) (RED)	1	1	1		
8	38205-HP0-B11	COVER ASSY., FUSE(40A)	1	1	1		
9	38211-SNA-A21	FUSE, BLOCK(40A)	2	2	2		
10	38501-MCS-G01	RELAY COMP., POWER (MICRO ISO 4P)	3	3	3		
11	38502-MCS-G01	RELAY COMP., POWER (MICRO ISO 5P)	1	1	1		
12	38770-HL3-A03	PGM-FI UNIT	1	-	-		
	38770-HL3-A42	-	1	1		
13	61130-HL3-A00	COVER, FUSE BOX	1	1	1		
14	83505-MN0-000	COLLAR, COVER MOUNTING	1	-	-		
15	90649-SC2-003	BAND, WIRE HARNESS(NATURAL) (150MM)	2	2	2		
16	90652-HC4-003	CLAMP, HARNESS	2	2	2		
17	91533-S04-003	CLIP, COUPLER(NATURAL)	1	1	1		
18	91535-STK-003	CLIP, COUPLER(DARK BLUE)	6	6	6		
19	91535-TA0-003	CLIP, COUPLER(DARK BROWN) ...	2	2	2		
20	91565-S3Y-003	CLIP, COUPLER	1	1	1		



Ref. No.	Part No.	Description	Reqd. QTY			Serial No.	Parts catalogue code
			SXS700				
			M2	M4			
			'14	'15	'15		
21	95012-17001	BAND F, BATTERY(155MM)	1	1	1		
22	95701-06012-00	BOLT, FLANGE, 6X12	1	1	1		
23	95701-06025-00	BOLT, FLANGE, 6X25	3	4	4		
24	95701-06035-00	BOLT, FLANGE, 6X35	1	-	-		
25	98200-41000	FUSE, MINI(10A)	4	4	4		
26	98200-41500	FUSE, MINI(15A)	4	4	4		
27	30510-HL3-A41	COIL ASSY., IGNITION	-	1	1		
28	30700-HL3-A41	CAP ASSY., NOISE SUPPRESSOR	-	1	1		
29	30701-HN8-F41	CAP ASSY., NOISE SUPPRESSOR (NGK)	-	1	1		
30	91565-SEL-003	CLIP, COUPLER(BLACK)	-	1	1		

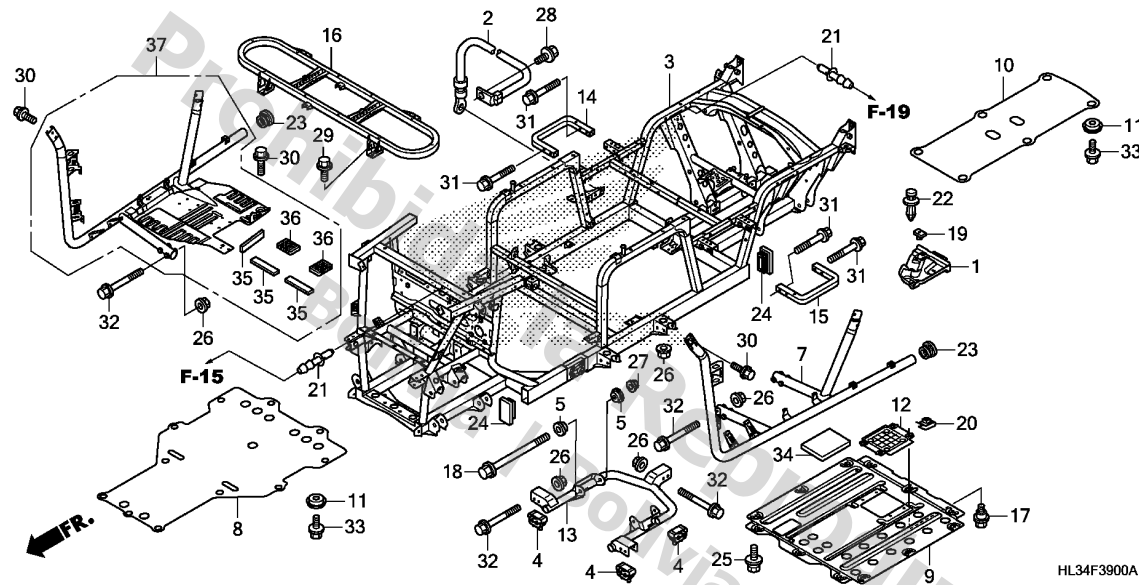
F-39

FRAME BODY

J13

Service item

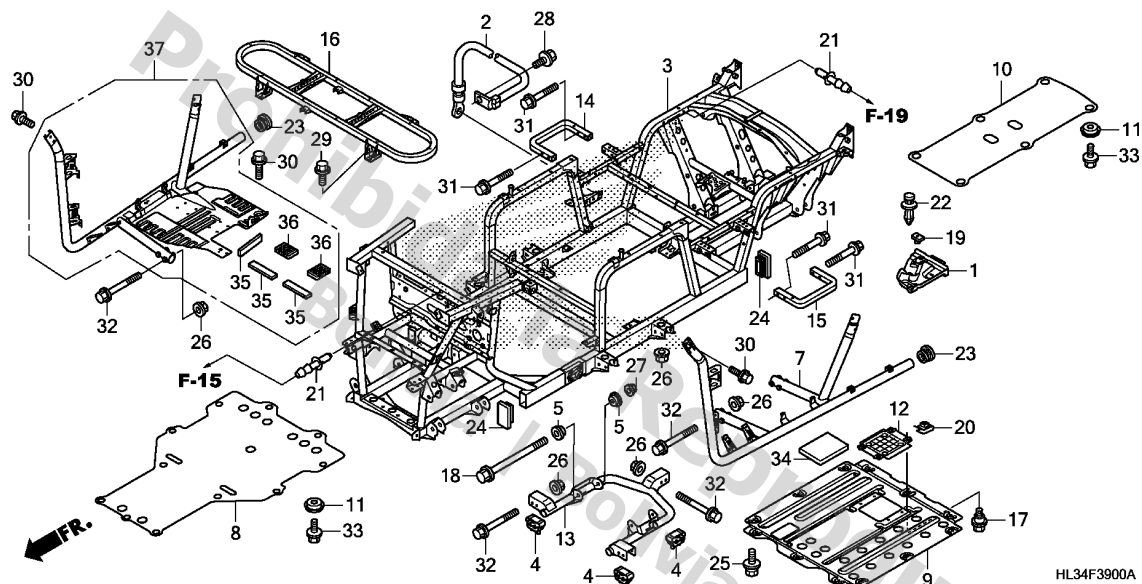
F.R.T.



HL34F3900A

Ref. No.	Part No.	Description	Reqd. QTY			Serial No.	Parts catalogue code	
			SXS700					
			M2	M4				
			'14	'15	'15			
1	18323-HL3-A00	COVER, RR. EX. PIPE	1	1	1			
2	32603-HL3-A00	CABLE, FRAME EARTH	1	1	1			
3	50000-HL3-A10	BODY ASSY., FRAME(2P)	1	-	-	-----	2AC,2CM,4AC,4CM	
	50000-HL3-A00	BODY ASSY., FRAME(4P)	1	-	-	-----	3AC,3CM,AC,CM	
	50000-HL3-A50	BODY ASSY., FRAME(2P)	-	1	-			
	50000-HL3-A40	BODY ASSY., FRAME(4P)	-	-	1			
4	50301-HL3-A01	RUBBER, ENGINE MOUNTING	3	3	3			
5	50304-HL3-A00	COLLAR, ENGINE MOUNT	4	4	4			
7	50320-HL3-A10	PIPE COMP., L. STEP	1	-	-	-----	2AC,2CM,4AC,4CM	
	50320-HL3-A00	1	-	-	-----	3AC,3CM,AC,CM	
	50320-HL3-A10	-	1	-			
	50320-HL3-A00	-	-	1			
8	50400-HL3-A00	PLATE, FR. SKID	1	1	1			
9	50401-HL3-A00	PLATE, MIDDLE SKID	1	-	-			
	50401-HL3-A40	-	1	1			
10	50402-HL3-A00	PLATE, RR. SKID	1	1	1			
11	50403-HL3-A00	WASHER, SKID PLATE	17	17	17			
12	50406-HL3-A00	GUARD, ENGINE	1	1	1			
13	50500-HL3-A00	FRAME COMP., ENGINE	1	1	1			
14	50501-HL3-A00	STAY, R. RR. FOOT WELL	1	-	-	-----	3AC,3CM,AC,CM	
		-	-	1			
15	50551-HL3-A00	STAY, L. RR. FOOT WELL	1	-	-	-----	3AC,3CM,AC,CM	
		-	-	1			
16	50600-HL3-A00	PIPE COMP., FLOOR CROSS	1	1	1			
17	90111-197-890	BOLT, FLANGE, 6MM	4	4	4			
18	90115-HM8-003	BOLT, FLANGE, 10X145	2	2	2			

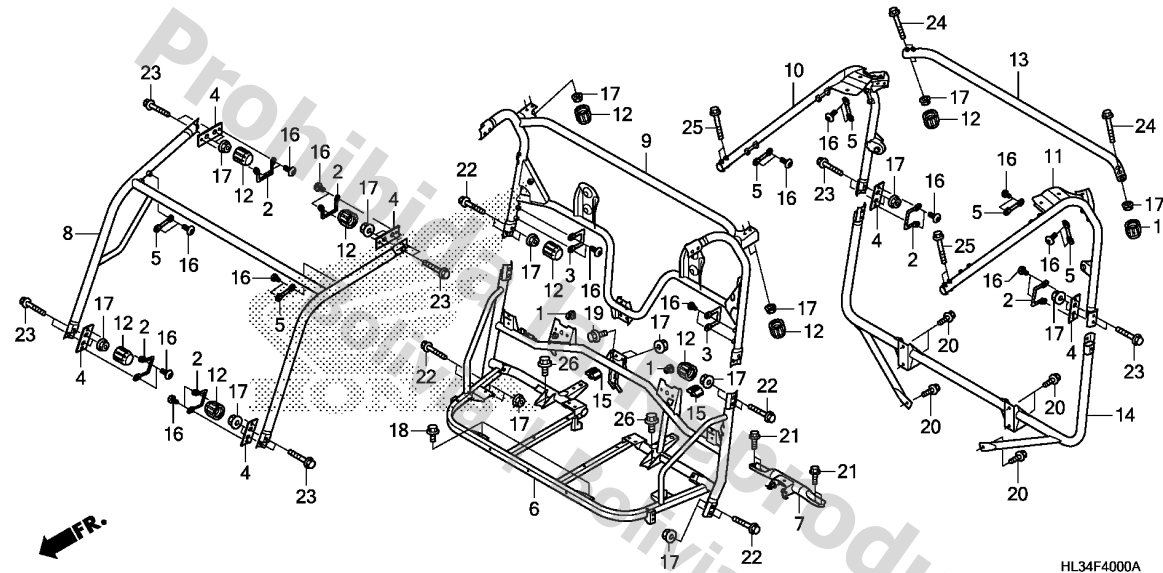
3



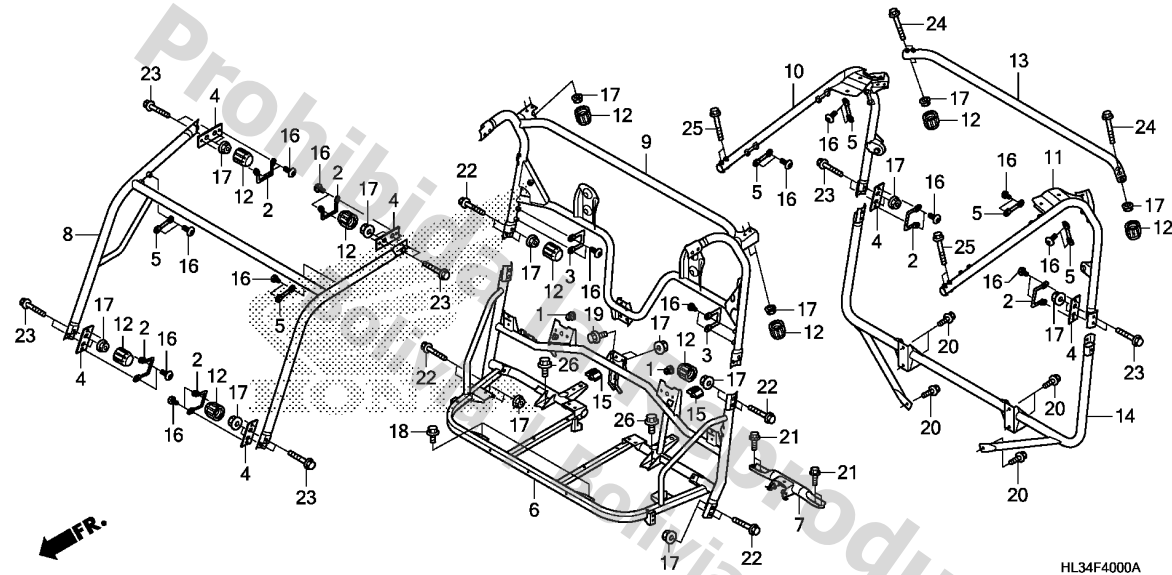
Ref. No.	Part No.	Description	Reqd. QTY			Serial No.	Parts catalogue code
			SXS700	M2	M4		
			'14	'15	'15		
19	90303-HA0-680	NUT, SPECIAL, 6X7	2	2	2		
20	90305-SM4-003	NUT, CLIP, 6MM	4	4	4		
21	90652-HF7-003	JOINT, BREATHER TUBE	2	2	2		
22	90653-HC4-900	CLIP, MUDGUARD	2	2	2		
23	90860-HL3-A00	CAP, PIPE END (1-5/8")	2	2	2		
24	90883-HL3-A00	CAP, PIPE END	4	4	4		
25	93414-06012-08	BOLT-WASHER, 6X12	12	12	12		
26	94050-08000	NUT, FLANGE, 8MM	20	20	20		
27	94050-10000	NUT, FLANGE, 10MM	2	2	2		
28	95701-06012-00	BOLT, FLANGE, 6X12	1	1	1		
29	95701-06012-08	BOLT, FLANGE, 6X12	4	4	4		
30	95701-08016-00	BOLT, FLANGE, 8X16	5	5	5		
31	95701-08040-00	BOLT, FLANGE, 8X40	8	-	-	-----	3AC,3CM,AC,CM
			-	-	8		
32	95701-08065-00	BOLT, FLANGE, 8X65	14	14	14		
33	95801-06012-08	BOLT, FLANGE, 6X12	17	17	17		
34	50405-HL3-A00	RUBBER, STOPPER	2	2	2		
35	17509-MN5-000	CUSHION, BATTERY TRAY (A)	3	3	3		
36	17612-HL3-A00	CUSHION, FUEL TANK RR.	2	2	2		
37	50315-HL3-A10	PIPE ASSY., R. STEP	1	-	-	-----	2AC,2CM,4AC,4CM
	50315-HL3-A00		1	-	-	-----	3AC,3CM,AC,CM
	50315-HL3-A10		-	1	-		
	50315-HL3-A00		-	-	1		

Service item

F.R.T.



Ref. No.	Part No.	Description	Reqd. QTY			Serial No.	Parts catalogue code
			SXS700	M2	M4		
			'14	'15	'15		
1	47117-196-000	RUBBER, STOPPER	2	-	-		
2	67312-HL3-A00	WIRE A, SIDE NET	4	-	-	-----	2AC,2CM,4AC,4CM
			6	-	-	-----	3AC,3CM,AC,CM
3	67313-HL3-A00	WIRE B, SIDE NET	2	-	-	-----	3AC,3CM,AC,CM
4	67314-HL3-A00	NUT, PLATE, 6MM	4	-	-	-----	2AC,2CM,4AC,4CM
			6	-	-	-----	3AC,3CM,AC,CM
5	67317-HL1-A00	WIRE, SIDE NET	2	-	-	-----	2AC,2CM,4AC,4CM
			8	-	-	-----	3AC,3CM,AC,CM
6	71910-HL3-A00	PIPE COMP., LOWER MIDDLE ROLL BAR	1	-	-		
7	71940-HL3-A00	PIPE COMP., ROLL BAR CROSS ..	1	-	-		
8	71950-HL3-A00	PIPE COMP., FR. ROLL BAR	1	-	-		
9	71960-HL3-A10	PIPE COMP., UPPER MIDDLE ROLL BAR(2P)	1	-	-	-----	2AC,2CM,4AC,4CM
	71960-HL3-A00	PIPE COMP., UPPER MIDDLE ROLL BAR(4P)	1	-	-	-----	3AC,3CM,AC,CM
10	71970-HL3-A00	PIPE COMP., R. RR. ROLL BAR .	1	-	-	-----	3AC,3CM,AC,CM
11	71975-HL3-A00	PIPE COMP., L. RR. ROLL BAR .	1	-	-	-----	3AC,3CM,AC,CM
12	71980-HL1-A00	CAP, ROLL BAR NUT	12	-	-	-----	2AC,2CM,4AC,4CM
			20	-	-	-----	3AC,3CM,AC,CM
13	71980-HL3-A00	PIPE COMP., UPPER RR. ROLL BAR	1	-	-	-----	3AC,3CM,AC,CM
14	71990-HL3-A00	PIPE COMP., LOWER RR. ROLL BAR	1	-	-	-----	3AC,3CM,AC,CM
15	81620-HL3-A00	RUBBER, BED MOUNTING	2	-	-		
16	90106-HL1-A00	BOLT, SOCKET, 6X10	12	-	-	-----	2AC,2CM,4AC,4CM
			32	-	-	-----	3AC,3CM,AC,CM



HL34F4000A

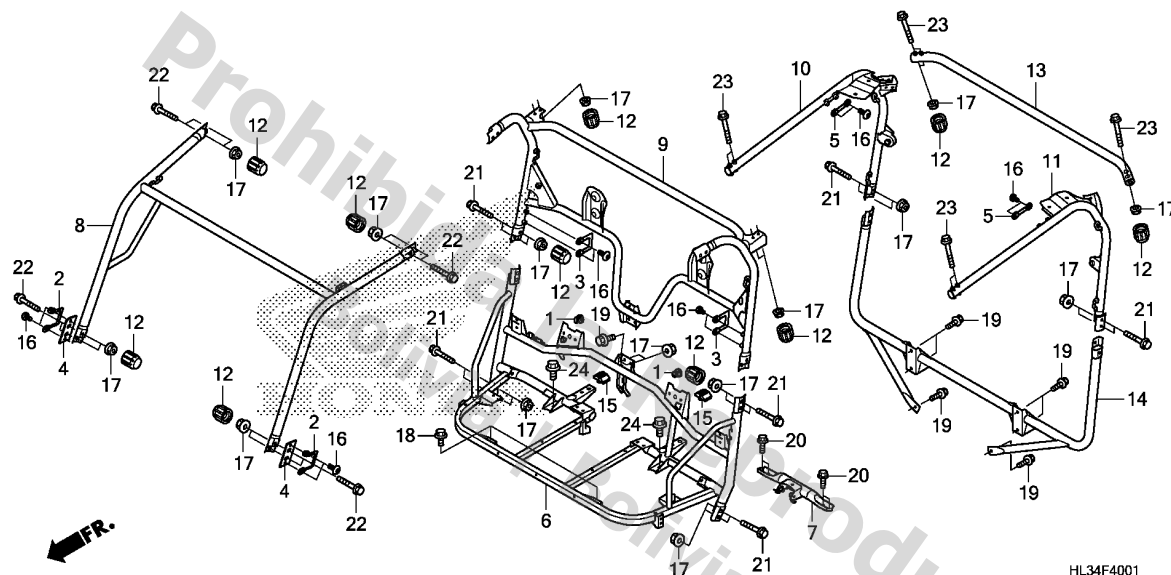
Ref. No.	Part No.	Description	Reqd. QTY			Serial No.	Parts catalogue code
			SXS700	M2	M4		
			'14	'15	'15		
17	94050-10070	NUT, FLANGE, 10MM	18	-	-	-----	2AC,2CM,4AC,4CM
18	95701-08012-00	BOLT, FLANGE, 8X12	30	-	-	-----	3AC,3CM,AC,CM
19	95701-10020-00	BOLT, FLANGE, 10X20	2	-	-	-----	
20	95701-10020-07	BOLT, FLANGE, 10X20	6	-	-	-----	3AC,3CM,AC,CM
21	95701-10025-00	BOLT, FLANGE, 10X25	4	-	-	-----	
22	95701-10055-07	BOLT, FLANGE, 10X55	8	-	-	-----	
23	95701-10060-07	BOLT, FLANGE, 10X60	8	-	-	-----	2AC,2CM,4AC,4CM
			12	-	-	-----	3AC,3CM,AC,CM
24	95701-10075-07	BOLT, FLANGE, 10X75	4	-	-	-----	3AC,3CM,AC,CM
25	95701-10080-07	BOLT, FLANGE, 10X80	4	-	-	-----	3AC,3CM,AC,CM
26	95701-12020-08	BOLT, FLANGE, 12X20	2	-	-	-----	

F-40-1

ROLL BAR(SXS700M2/SXS700M4)

K 1

Service item F.R.T.

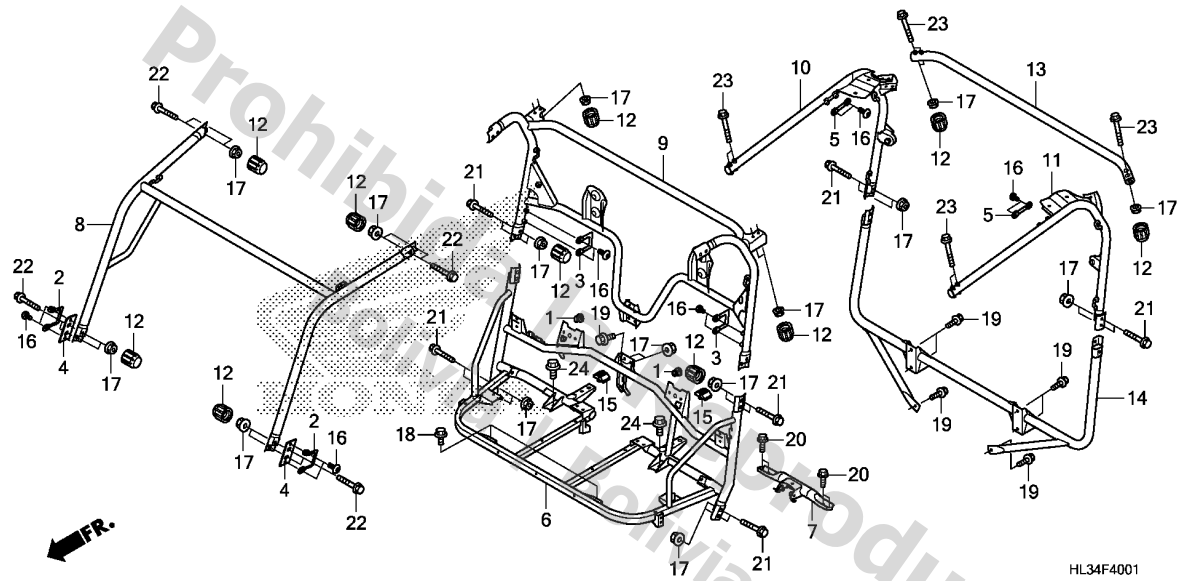


Ref. No.	Part No.	Description	Reqd. QTY			Serial No.	Parts catalogue code
			SXS700				
			M2	M4			
			'14	'15	'15		
1	47117-196-000	RUBBER, STOPPER	-	2	2		
2	67312-HL3-A00	WIRE A, SIDE NET	-	2	2		
3	67313-HL3-A00	WIRE B, SIDE NET	-	-	2		
4	67314-HL3-A00	NUT, PLATE, 6MM	-	2	2		
5	67317-HL1-A00	WIRE, SIDE NET	-	-	2		
6	71910-HL3-A00	PIPE COMP., LOWER MIDDLE ROLL BAR	-	1	1		
7	71940-HL3-A00	PIPE COMP., ROLL BAR CROSS ..	-	1	1		
8	71950-HL3-A40	PIPE COMP., FR. ROLL BAR	-	1	1		
9	71960-HL3-A50	PIPE COMP., UPPER MIDDLE ROLL BAR(2P)	-	1	-		
	71960-HL3-A40	PIPE COMP., UPPER MIDDLE ROLL BAR(4P)	-	-	1		
10	71970-HL3-A40	PIPE COMP., R. RR. ROLL BAR ..	-	-	1		
11	71975-HL3-A40	PIPE COMP., L. RR. ROLL BAR ..	-	-	1		
12	71980-HL1-A00	CAP, ROLL BAR NUT	-	12	20		
13	71980-HL3-A40	PIPE COMP., UPPER RR. ROLL BAR	-	-	1		
14	71990-HL3-A40	PIPE COMP., LOWER RR. ROLL BAR	-	-	1		
15	81620-HL3-A00	RUBBER, BED MOUNTING	-	2	2		
16	90106-HL1-A00	BOLT, SOCKET, 6X10	-	4	12		
17	94050-10070	NUT, FLANGE, 10MM	-	18	30		
18	95701-08012-00	BOLT, FLANGE, 8X12	-	2	2		
19	95701-10020-00	BOLT, FLANGE, 10X20	-	2	8		
20	95701-10025-00	BOLT, FLANGE, 10X25	-	4	4		
21	95701-10055-07	BOLT, FLANGE, 10X55	-	8	12		

F-40-1

ROLL BAR(SXS700M2/SXS700M4)

K 2



Ref. No.	Part No.	Description	Reqd. QTY			Serial No.	Parts catalogue code	
			SXS700					
			M2	M4				
			'14	'15	'15			

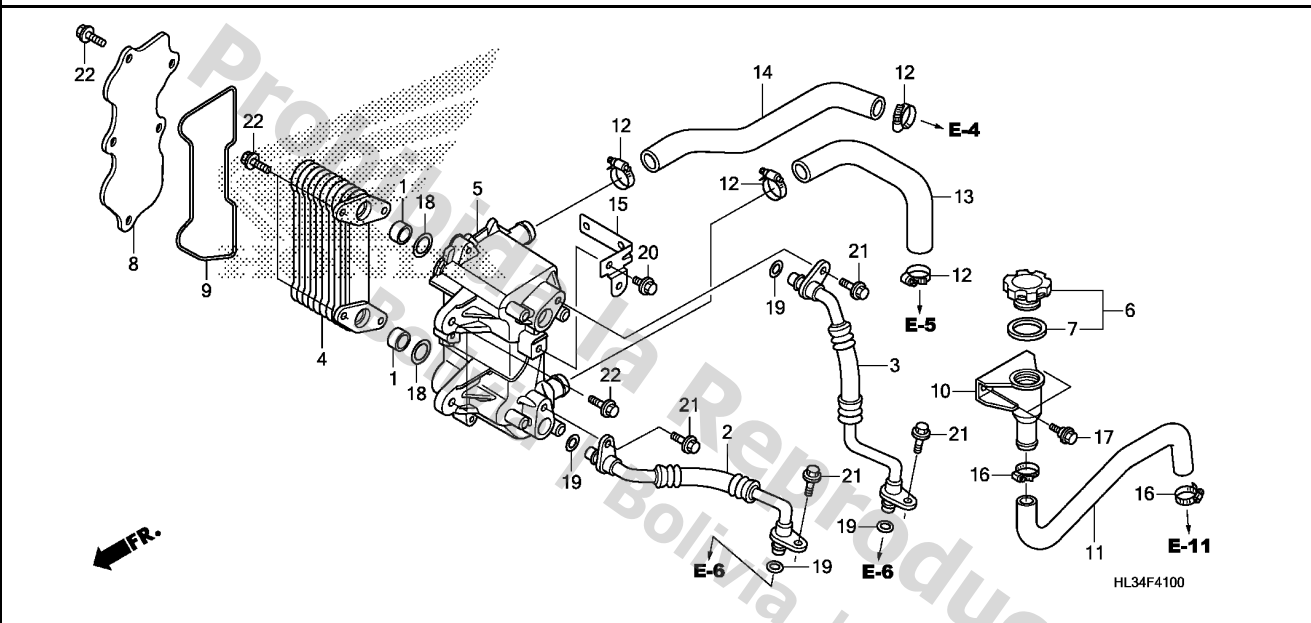
22	95701-10060-07	BOLT, FLANGE, 10X60	-	8	8		
23	95701-10075-07	BOLT, FLANGE, 10X75	-	-	8		
24	95701-12020-08	BOLT, FLANGE, 12X20	-	2	2		

3

F-41

OIL COOLER

K 3



Service item F.R.T.

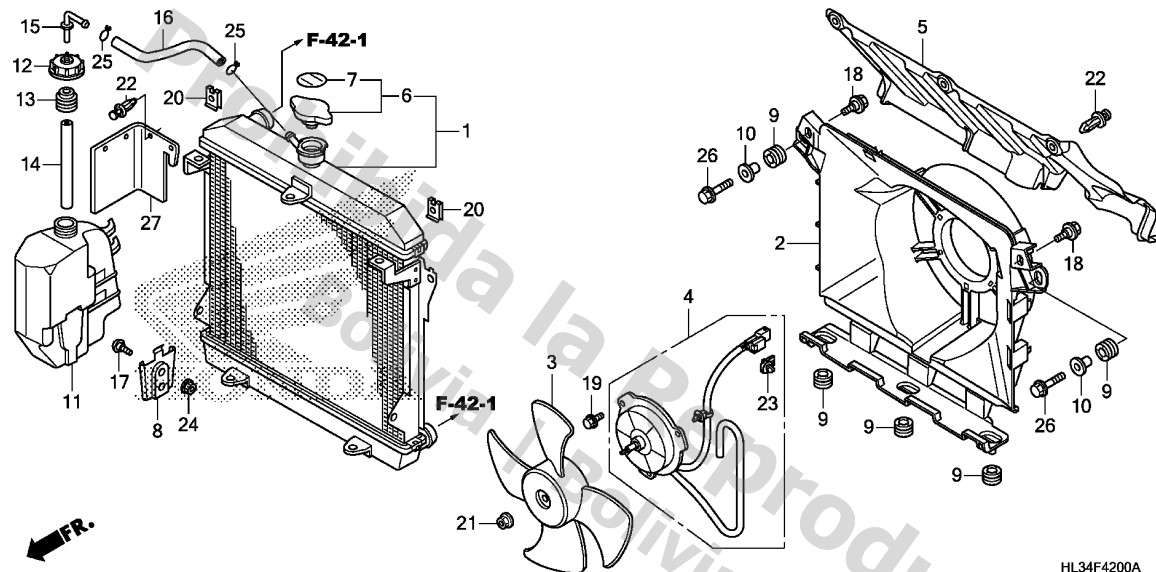
3

Ref. No.	Part No.	Description	Reqd. QTY			Serial No.	Parts catalogue code
			SXS700				
			M2	M4			
			'14	'15	'15		
1	15328-MV9-670	COLLAR, OIL PATH, 20MM	2	2	2		
2	15530-HL3-A01	HOSE COMP. A, OIL	1	1	1		
3	15540-HL3-A01	HOSE COMP. B, OIL	1	1	1		
4	15600-HL3-A01	CORE, OIL COOLER	1	1	1		
5	15610-HL3-A00	BODY, OIL COOLER	1	1	1		
6	15610-P2A-000	CAP ASSY., OIL FILLER	1	1	1		
7	15613-PC6-000	PACKING, OIL FILLER	1	1	1		
8	15620-HL3-A00	COVER, OIL COOLER	1	1	1		
9	15621-HL3-A00	GASKET, OIL COOLER	1	1	1		
10	15622-HL1-A00	NECK, OIL FILLER	1	1	1		
11	15623-HL3-A00	TUBE, FILLER NECK	1	1	1		
12	19517-ML7-691	CLAMP, HOSE, 22-29MM	4	4	4		
13	19510-HL3-A00	HOSE, OIL COOLER INLET WATER	1	1	1		
14	19511-HL3-A00	HOSE, OIL COOLER OUTLET WATER	1	1	1		
15	19516-HL3-A00	STAY, WATER HOSE CLIP	1	1	1		
16	19517-ML7-691	CLAMP, HOSE, 22-29MM	2	2	2		
17	90111-162-000	BOLT, FLANGE, 6MM	2	2	2		
18	91310-PH7-000	O-RING, 19.8X2.4	2	2	2		
19	91314-HN6-000	O-RING, 11X2.4	4	4	4		
20	95701-06010-00	BOLT, FLANGE, 6X10	1	1	1		
21	95701-06018-00	BOLT, FLANGE, 6X18	4	4	4		
22	95701-06020-00	BOLT, FLANGE, 6X20	11	11	11		

F-42

RADIATOR

K 4

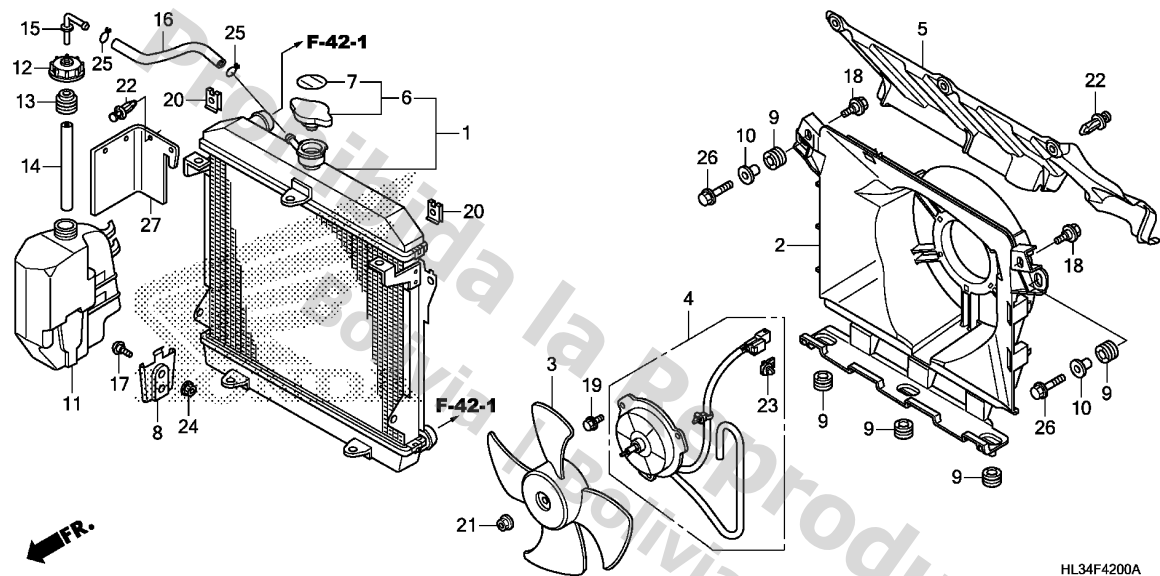


Service item F.R.T.

HL34F4200A

Ref. No.	Part No.	Description	Reqd. QTY			Serial No.	Parts catalogue code
			SXS700				
			M2	M4			
			'14	'15	'15		
1	19010-HL3-A01	RADIATOR COMP.	1	1	1		
2	19015-HL3-A01	STAY COMP., FAN	1	1	1		
3	19020-HL3-A01	FAN COMP., COOLING	1	1	1		
4	19030-HL3-A01	MOTOR ASSY., FAN	1	1	1		
5	19036-HL3-A00	PLATE, AIR GUIDE	1	1	1		
6	19037-GEE-710	CAP COMP., RADIATOR	1	1	1		
7	19046-PAA-A00	LABEL, RADIATOR CAP	1	1	1		
8	19050-HL3-A00	STAY, RESERVE TANK	1	1	1		
9	19051-KA3-830	RUBBER, RADIATOR MOUNTING ...	5	5	5		
10	19052-MGH-640	COLLAR, RADIATOR MOUNTING ...	2	2	2		
11	19101-RNA-A01	TANK, RESERVE	1	1	1		
12	19102-RNA-A00	CAP, RESERVE TANK	1	1	1		
13	19103-HL1-A00	SEAL, RESERVE TANK	1	1	1		
14	19103-RNA-A00	HOSE A, RESERVE TANK	1	1	1		
15	19106-RSA-G00	JOINT, RESERVE TANK	1	1	1		
16	19111-HL3-A00	HOSE B, RESERVE TANK	1	1	1		
17	90106-KCZ-000	SCREW, SPECIAL, 6MM	2	2	2		
18	90111-162-000	BOLT, FLANGE, 6MM	2	2	2		
19	90196-MBB-003	BOLT, FLANGE, 5X10	3	3	3		
20	90201-KPR-901	NUT, CLIP, 6MM	2	2	2		
21	90315-MK3-003	NUT, SERRATE, 5MM	1	1	1		
22	90653-HC4-900	CLIP, MUDGUARD	7	7	7		
23	91565-S3Y-003	CLIP, COUPLER	1	1	1		
24	94050-06000	NUT, FLANGE, 6MM	2	2	2		
25	95002-70000	CLIP, TUBE(C11)	2	2	2		

3



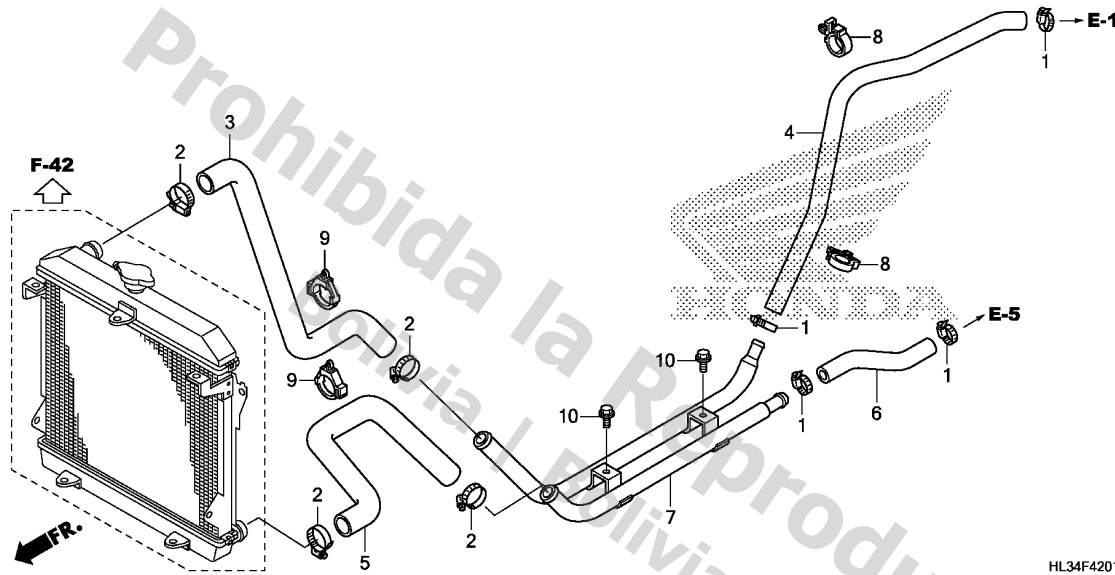
Ref. No.	Part No.	Description	Reqd. QTY			Serial No.	Parts catalogue code
			SXS700	M2	M4		
26	95701-06022-08	BOLT, FLANGE, 6X22	2	2	2		
27	19060-HL3-A00	MUDGUARD, RESERVE TANK	1	1	1		

F-42-1

WATER PIPE/WATER HOSE

K 6

Service item F.R.T.



HL34F4201

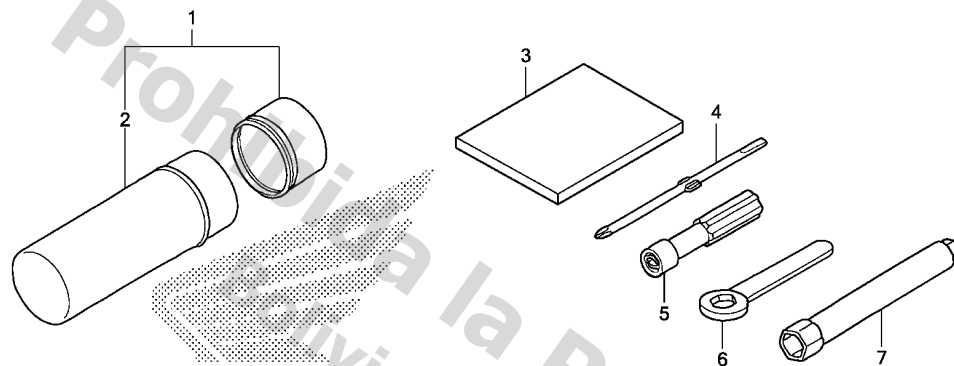
Ref. No.	Part No.	Description	Reqd. QTY			Serial No.	Parts catalogue code
			SXS700				
			M2	M4			
			'14	'15	'15		
1	19503-HN2-A60	BAND, WATER HOSE(27MM)	4	4	4		
2	19504-ZG8-000	BAND, WATER HOSE	4	4	4		
3	19505-HL3-A00	HOSE, FR. WATER UPPER	1	1	1		
4	19506-HL3-A00	HOSE, RR. WATER UPPER	1	1	1		
5	19507-HL3-A00	HOSE, FR. LOWER WATER	1	1	1		
6	19508-HL3-A00	HOSE, RR. LOWER WATER	1	1	1		
7	19509-HL3-A00	PIPE COMP., WATER	1	1	1		
8	91556-HL1-A00	CLIP, WATER HOSE	2	2	2		
9	91556-SK7-003	CLIP, WIRE HARNESS(BLACK) ...	2	2	2		
10	95701-06010-00	BOLT, FLANGE, 6X10	2	2	2		

3

F-43

TOOL

K 7



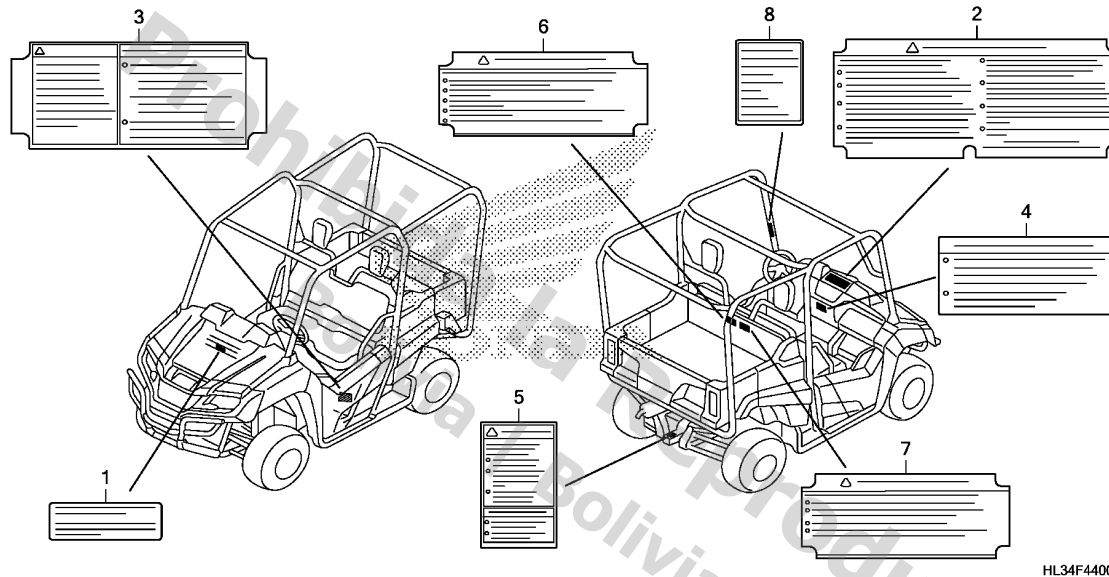
HL34F4300

Service item

F.R.T.

3

Ref. No.	Part No.	Description	Reqd. QTY			Serial No.	Parts catalogue code
			SXS700	M2	M4		
			'14	'15	'15		
1	83501-152-000	BOX, TOOL	1	1	1		
2	83502-152-000	BODY, TOOL BOX	1	1	1		
3	89015-HF1-670	SPONGE, TOOL BOX	1	1	1		
4	89102-538-000	DRIVER, SCREW(NO.2 + -)	1	1	1		
5	89103-538-000	GRIP	1	1	1		
6	89211-HE0-670	WRENCH, EYE, 14MM	1	1	1		
7	89216-MEB-670	WRENCH, PLUG(16MM)	1	1	1		





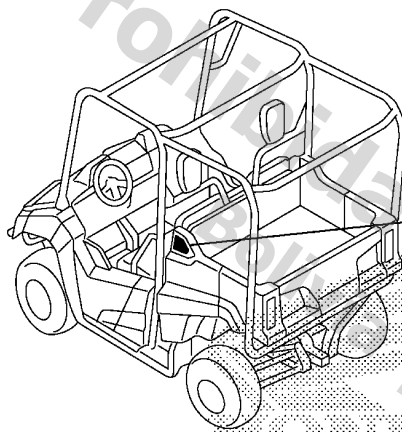
Service item

F.R.T.

Ref. No.	Part No.	Description	Reqd. QTY			Serial No.	Parts catalogue code
			SXS700	M2	M4		
			'14	'15	'15		
1	30590-GBF-851	LABEL, IGNITION NOISE (ENGLISH/FRENCH)	1	1	1	-----	2CM,3CM,4CM,CM
2	87504-HL3-C12	LABEL, GENERAL WARNING (FRENCH)	1	-	-	-----	2CM,4CM
	87504-HL3-C02	1	-	-	-----	3CM,CM
	87504-HL3-C12	-	1	-	-----	2CM,CM
	87504-HL3-C02	-	-	1	-----	2CM,CM
3	87505-HL3-C00	LABEL, TIRE & OVERLOAD WARNING (FRENCH)	1	-	-	-----	2CM,3CM,4CM,CM
	87505-HL3-C40	-	1	1	-----	2CM,CM
4	87506-HL3-A00	LABEL, SHIFT & DRIVE SELECT -	1	1	1		
	87506-HL3-C01	LABEL, SHIFT & DRIVE SELECT (FRENCH)	1	1	1	-----	2CM,3CM,4CM,CM
5	87508-HL3-A00	LABEL, TRAILER HITCH	1	1	1		
	87508-HL3-C00	LABEL, TRAILER HITCH (FRENCH)	1	1	1	-----	2CM,3CM,4CM,CM
6	87512-HL3-C00	LABEL, BED LOADING WARNING (FRENCH)	1	1	1	-----	2CM,3CM,4CM,CM
7	87513-HL3-C01	LABEL, RR. PASSENGER WARNING (FRENCH)	1	-	-	-----	3CM,CM
			-	-	1	-----	2CM,CM
8	87562-HL3-C01	LABEL, FRENCH TRANSLATION ...	1	1	1	-----	2CM,3CM,4CM,CM

Service item

F.R.T.



HL34F4500

Ref. No.	Part No.	Description	Reqd. QTY			Serial No.	Parts catalogue code
			SXS700	M2	M4		
			'14	'15	'15		
1	86731-HL3-A20ZA	MARK, R. RR. DOOR					
		TYPE1	1	-	-	-----	3AC,3CM
	86731-HL3-A00ZA	*TYPE2*	1	-	-	-----	AC,CM
	86731-HL3-A00ZB	*TYPE1*	1	-	-	-----	AC,CM
	86731-HL3-A20ZA	*TYPE1*	-	-	1	-----	2AC,2CM
	86731-HL3-A40ZA	*TYPE1*	-	-	1	-----	AC,CM
2	86732-HL3-A20ZA	MARK, L. RR. DOOR					
		TYPE1	1	-	-	-----	3AC,3CM
	86732-HL3-A00ZA	*TYPE2*	1	-	-	-----	AC,CM
	86732-HL3-A00ZB	*TYPE1*	1	-	-	-----	AC,CM
	86732-HL3-A20ZA	*TYPE1*	-	-	1	-----	2AC,2CM
	86732-HL3-A40ZA	*TYPE1*	-	-	1	-----	AC,CM
3	86811-HL3-A00ZB	MARK, R. BED SIDE COVER					
		TYPE2	1	-	-	-----	2AC,2CM
	86811-HL3-A00ZC	*TYPE1*	1	-	-	-----	2AC,2CM
	86811-HL3-A30ZA	*TYPE1*	1	-	-	-----	4AC,4CM
			-	1	-	-----	2AC,2CM
	86811-HL3-A00ZB	*TYPE2*	-	1	-	-----	AC,CM
	86811-HL3-A00ZC	*TYPE1*	-	1	-	-----	AC,CM
4	86812-HL3-A00ZB	MARK, L. BED SIDE COVER					
		TYPE2	1	-	-	-----	2AC,2CM
	86812-HL3-A00ZC	*TYPE1*	1	-	-	-----	2AC,2CM
	86812-HL3-A30ZA	*TYPE1*	1	-	-	-----	4AC,4CM
			-	1	-	-----	2AC,2CM
	86812-HL3-A00ZB	*TYPE2*	-	1	-	-----	AC,CM
	86812-HL3-A00ZC	*TYPE1*	-	1	-	-----	AC,CM

PART NAME INDEX

Part name	Address	Page	Ref.	Part name	Address	Page	Ref.	Part name	Address	Page	Ref.
BOLT, FLANGE, 6X12	E1	38	20	BOLT, FLANGE, 6X45	E6	43	12	BOLT, SPECIAL, 6MM	H4	85	38
	E6	43	11	BOLT, FLANGE, 6X50	E8	45	38	BOLT, SPECIAL, 6X16	H4	85	36
	E15	52	34		F8	61	31	BOLT, SPECIAL, 8MM	H15	96	19
	E16	53	7	BOLT, FLANGE, 6X55	E13	50	17		I2	99	20
	G9	74	17		F3	56	8	BOLT, STEERING YOKE, 8X28	G7	72	8
	I12	109	22		J8	121	35	BOLT, STUD, 10X265	F3	56	10
	I13	110	25	BOLT, FLANGE, 6X60	J6	119	25	BOLT, STUD, 8X30	E1	38	18
	J6	119	26		J8	121	35	BOLT, UBS, 8X17	H4	85	37
	J8	121	36	BOLT, FLANGE, 6X65	E1	38	23	BOLT, WHEEL	H7	88	9
	J10	123	12		E3	40	22	BOOT	G3	68	4
	J12	125	22		E8	45	39	BOOT A, PROPELLER	H12	93	9
	J14	127	28	BOLT, FLANGE, 6X80	F3	56	9	BOOT A, TIE ROD	G8	73	17
			29	BOLT, FLANGE, 6X85	E5	42	5	BOOT B, PROPELLER	H12	93	11
			33	BOLT, FLANGE, 6X90	E13	50	18	BOOT SET, L. FR.	G16	81	15
BOLT, FLANGE, 6X13	E4	41	7		E14	51	17	BOOT SET, L. FR. INBOARD	G16	81	17
BOLT, FLANGE, 6X14	E5	42	8	BOLT, FLANGE, 8MM	J3	116	15	BOOT SET, RR.	I16	113	4
	E13	50	16	BOLT, FLANGE, 8X12	J16	129	18	BOOT SET, RR. INBOARD	I16	113	6
	E14	51	13		K1	130	18	BOOT SET, R. FR.	G16	81	6
	F8	61	26	BOLT, FLANGE, 8X140	E15	52	36	BOOT SET, R. FR. INBOARD	G16	81	8
BOLT, FLANGE, 6X16	E15	52	35	BOLT, FLANGE, 8X16	G5	70	12	BOOT, LOWER BALL DUST	G15	80	2
	F8	61	27		I6	103	42	BOOT, PROPELLER SHAFT COVER ..	H12	93	12
	G9	74	18		I14	111	26	BOOT, YOKE JOINT	H12	93	4
	G13	78	32		J14	127	30	BOX COMP., STEERING GEAR	G8	73	2
	H11	92	30	BOLT, FLANGE, 8X18	G5	70	13	BOX, TOOL	K7	136	1
	H16	97	26	BOLT, FLANGE, 8X20	I6	103	43	BRACKET COMP., RR. GATE HINGE ..	J5	118	3
	I2	99	28		I14	111	27		J7	120	8
BOLT, FLANGE, 6X18	F8	61	28	BOLT, FLANGE, 8X22	H6	87	11	BRACKET, CALIPER	H6	87	14
	K3	132	21	BOLT, FLANGE, 8X25	H5	86	66	BRACKET, FR. FINAL CASE	H4	85	35
BOLT, FLANGE, 6X20	E1	38	21	BOLT, FLANGE, 8X26	H8	89	17	BRACKET, HINGE	H15	96	2
			24	BOLT, FLANGE, 8X27	H4	85	42		I1	98	2
	G13	78	22		H11	92	16	BRACKET, HOLDER	G12	77	19
	I6	103	40	BOLT, FLANGE, 8X35	I12	109	23	BRACKET, L. SEAT LATCH	I5	102	23
			41		I14	111	28	BRACKET, RR.	F2	55	4
	K3	132	22	BOLT, FLANGE, 8X40	H9	90	32		H8	89	4
BOLT, FLANGE, 6X22	E4	41	9		J14	127	31	BRACKET, RR. GATE LOCK	J5	118	6
	E6	43	8	BOLT, FLANGE, 8X45	I15	112	15		J7	120	11
	K5	134	26	BOLT, FLANGE, 8X50	G6	71	18	BRACKET, R. SEAT LATCH	I5	102	16
BOLT, FLANGE, 6X25	E1	38	22	BOLT, FLANGE, 8X55	G9	74	19	BULB COMP., HEADLIGHT	G1	66	7
	E4	41	10	BOLT, FLANGE, 8X65	J14	127	32	BUMPER COMP., FR.	G9	74	5
	E7	44	16	BOLT, FLANGE, 8X74	H9	90	31	BUSH, 8.1X6.2	G12	77	17
	E16	53	8	BOLT, FR. DISK COVER	G12	77	20	BUSH, RACK END	G8	73	10
	F2	55	11	BOLT, FR. FENDER FIXING	H4	85	40	BUSH, STABILIZER HOLDER	I15	112	1
	F8	61	29	BOLT, GRIP END	J6	119	16	BUSH, STEERING SHAFT LOWER	G7	72	6
	G4	69	18	BOLT, OIL	G4	69	13	BUSH, STEERING SHAFT UPPER	G7	72	5
	I10	107	27	BOLT, OIL FEED PIPE SETTING	E7	44	7				
	J12	125	23	BOLT, OIL PATH	E7	44	6				
BOLT, FLANGE, 6X28	E1	38	13	BOLT, OIL, 10X22	G4	69	15	[C]			
	E5	42	4	BOLT, RECESSED, 5X25	G3	68	15	CABLE ASSY., PARKING BRAKE	G5	70	2
	E14	51	14	BOLT, SEALING, 8MM	E7	44	17	CABLE COMP., FINAL CLUTCH	G12	77	3
BOLT, FLANGE, 6X30	H13	94	13		F7	60	17	CABLE COMP., FR. DIFFERENTIAL			
	J4	117	22		H4	85	41	LOCK	G12	77	2
BOLT, FLANGE, 6X32	E14	51	15		H11	92	15	CABLE COMP., THROTTLE	I13	110	6
	F7	60	16	BOLT, SETTING	F2	55	5	CABLE, BATTERY EARTH	J10	123	5
BOLT, FLANGE, 6X35	E8	45	37	BOLT, SOCKET, 6X10	J15	128	16	CABLE, FRAME EARTH	J13	126	2
	E14	51	16		K1	130	16	CABLE, STARTER MOTOR	J10	123	2
	F3	56	6	BOLT, SOCKET, 8X12	F1	54	7	CALIPER SUB ASSY., L. FR.	H6	87	18
	F8	61	30	BOLT, SOCKET, 8X16	H16	97	21	CALIPER SUB ASSY., RR.	H8	89	3
	J12	125	24		I2	99	22	CALIPER SUB ASSY., R. FR.	H6	87	17
BOLT, FLANGE, 6X40	F3	56	7	BOLT, SPECIAL, 12MM	E16	53	5	CAMSHAFT COMP.	E3	40	3

PART NAME INDEX

M 4

Part name	Address	Page	Ref.	Part name	Address	Page	Ref.	Part name	Address	Page	Ref.	
COVER, OIL COOLER	K3	132	8	DOWEL PIN, 8X14	E8	45	36	GASKET, TENSIONER HOLE	E4	41	1	
COVER, OIL FILTER	E7	44	8		E15	52	33	GASKET, WATER PUMP COVER	E6	43	3	
COVER, PINION DUST	G8	73	15		F3	56	14	GATE, RR.	J5	118	7	
COVER, RESERVE TANK CAP	G3	68	8		F7	60	25		J8	121	13	
COVER, RR. CENTER	J7	120	3	DOWEL PIN, 8X38	E13	50	12	GATE, SHIFT	G12	77	18	
COVER, RR. EX. PIPE	J13	126	1	DRIVER, SCREW	K7	136	4	GAUGE, OIL LEVEL	E7	44	13	
COVER, R. BED SIDE	J8	121	19	DRUM ASSY., GEARSHIFT	F10	63	3	GEAR ASSY., FR. FINAL	H2	83	4	
COVER, R. DOOR	H15	96	15	DUCT, SNORKEL	I9	106	10	GEAR ASSY., RR. FINAL	H10	91	4	
	I1	98	12	DUST SEAL, 50X64X7	H1	82	27	GEAR COMP., PRIMARY DRIVEN	E9	46	9	
COVER, R. FR. DISK	G16	81	18	DUST SEAL, STEERING PINION	G8	73	9	GEAR COMP., STARTER DRIVEN	F1	54	1	
COVER, R. FR. SIDE	J2	115	3					GEAR C, STARTER REDUCTION	F1	54	5	
COVER, R. HEADLIGHT	G9	74	7	[E]				GEAR, COUNTERSHAFT LOW	F5	58	4	
COVER, R. MUD PROTECTOR	J2	115	1	ELEMENT, AIR CLEANER	I9	106	9	GEAR, COUNTERSHAFT SECOND	F5	58	6	
COVER, R. RR. SEAT SPRING	I6	103	28	ELEMENT, OIL FILTER	E7	44	9	GEAR, COUNTERSHAFT THIRD	F5	58	8	
COVER, R. RR. SIDE	J2	115	4	EMBLEM, HONDA	G9	74	4	GEAR, FINAL DRIVE	F9	62	3	
COVER, R. SEAT BOTTOM	I8	105	3	EMBLEM, PRODUCT	G6	71	12	GEAR, FINAL DRIVEN	F11	64	2	
COVER, R. SEAT LATCH	I5	102	17	END COMP., TIE ROD	G8	73	18	GEAR, FR. PINION	H3	84	18	
COVER, SHAFT	H8	89	19	END SET, TIE ROD	G8	73	1	GEAR, FR. RING	H3	84	22	
COVER, SNORKEL	I9	106	11	E-RING, 7MM	H16	97	24	GEAR, MAINSHAFT FIRST	F5	58	3	
COVER, SOLENOID	F7	60	2		I2	99	26	GEAR, MAINSHAFT SECOND	F5	58	5	
COVER, TAPPET ADJUSTING HOLE	E1	38	6	[F]				GEAR, MAINSHAFT THIRD	F5	58	7	
COVER, TERMINAL	J10	123	3	FAN COMP., COOLING	K4	133	3	GEAR, REVERSE DRIVE	F9	62	6	
COVER, THERMOSTAT	E1	38	11	FENDER, L. FR.	G10	75	2	GEAR, REVERSE IDLE	F9	62	7	
CRANKCASE COMP., FR.	F3	56	1	FENDER, L. MIDDLE	I8	105	6	GEAR, RR. PINION	H10	91	9	
CRANKCASE COMP., RR.	F3	56	3	FENDER, R. FR.	G10	75	1	GEAR, RR. RING	H10	91	10	
CRANKSHAFT COMP.	F4	57	1	FENDER, R. MIDDLE	I8	105	4	GRILLE, FR.	G9	74	3	
CUP	H8	89	7	FILTER, BRAKE RESERVOIR	G3	68	12	GRIP	K7	136	5	
CUSHION ASSY., FR.	G14	79	1	FLOOR, FR.	I8	105	2	GRIP, DRIVE SELECT LEVER	G12	77	10	
CUSHION ASSY., LOWER	I4	101	8	FLYWHEEL COMP.	E16	53	1	GRIP, SELECT LEVER	G12	77	11	
CUSHION ASSY., RR.	J1	114	1	FOLLOWER, CAM	E3	40	5	GROMMET	G3	68	11	
CUSHION ASSY., RR. SEAT	I4	101	5	FOOT WELL, L. RR.	J7	120	2	GROMMET, CLUTCH CABLE	G12	77	6	
CUSHION ASSY., SEAT	I3	100	1	FOOT WELL, R. RR.	J7	120	1	GROMMET, RR. FENDER	I9	106	20	
CUSHION ASSY., UPPER	I4	101	7	FORK COMP., DIFFERENTIAL LOCK	H4	85	29	GROMMET, SIDE COVER	G6	71	11	
CUSHION RING, INJECTOR	F12	65	16	FORK COMP., FR. FINAL CLUTCH	H4	85	26		J8	121	21	
CUSHION, BATTERY TRAY	H13	94	14	FORK, GEARSHIFT	F10	63	1	GROMMET, TA SENSOR	I9	106	19	
	J14	127	35	FRAME COMP., ENGINE	J13	126	13	GUARD, ENGINE	J13	126	12	
	J14	127	36	FRAME COMP., INSTRUMENT PANEL	G6	71	5	GUARD, L. FR. OUTBOARD	H1	82	23	
CUSHION, FUEL TANK RR.	J14	127	36	FRAME COMP., L. RR. SEAT	I4	101	13	GUARD, L. RR. STEP	J8	121	17	
CUSHION, SEAT MOUNTING	I3	100	4	FRAME COMP., R. RR. SEAT	I4	101	11	GUARD, R. FR. OUTBOARD	H1	82	22	
CUSHION, TANK BAND	H13	94	5	FUSE, BLOCK	J11	124	9	GUARD, R. RR. STEP	J8	121	16	
CYLINDER ASSY., MASTER	G3	68	1	FUSE, MINI	J12	125	25	GUARD, SEAT BACK PIPE	I4	101	12	
CYLINDER COMP.	E5	42	1					GUIDE COMP., CLUTCH	E11	48	8	
[D]								GUIDE COMP., THIRD CLUTCH	E9	46	8	
DAMPER, CONNECTOR	H14	95	3					GUIDE, CAM CHAIN	E4	41	4	
			4					GUIDE, FINAL SHAFT	F9	62	5	
DAMPER, RR. SEAT	I5	102	19	[G]				GUIDE, MAINSHAFT FIRST DRIVE				
DIAPHRAGM	G3	68	13	GASKET, A.C. GENERATOR COVER	E14	51	6		GEAR	E9	46	10
DIODE ASSY., THREE WAY	J11	124	4	GASKET, CYLINDER	E5	42	2	GUIDE, SPRING	H8	89	18	
DISK, CLUTCH	E9	46	5	GASKET, CYLINDER HEAD	E1	38	3	GUIDE, STEERING RACK	G8	73	6	
	E11	48	6	GASKET, CYLINDER HEAD COVER	E1	38	5	GUIDE, VALVE	E1	38	2	
DISK, FR. BRAKE	H7	88	8	GASKET, EX. PIPE	I11	108	1					
DISK, RR. BRAKE	H12	93	13					[H]				
DOOR COMP., L. FR.	H15	96	6	GASKET, FR. FINAL CLUTCH COVER	H5	86	57	HANDLE, L. DOOR	H15	96	13	
DOOR COMP., R. FR.	H15	96	5	GASKET, OIL CONTROL COVER	F7	60	6		I1	98	10	
DOOR SET, L. RR.	I2	99	16	GASKET, OIL COOLER	K3	132	9	HANDLE, L. SEAT LATCH	I5	102	22	
DOOR SET, R. RR.	I2	99	15	GASKET, RR. COVER	E14	51	3	HANDLE, R. DOOR	H15	96	12	
DOWEL PIN, 6X10	H5	86	61	GASKET, R. SIDE COVER	H5	86	59		I1	98	9	
DOWEL PIN, 8X10	E3	40	21					HANDLE, R. SEAT LATCH	I5	102	15	

PART NAME INDEX

Part name	Address	Page	Ref.	Part name	Address	Page	Ref.	Part name	Address	Page	Ref.
HARNES, WIRE	J11	124	5	JOINT, WATER	E5	42	3	MUDGUARD, L. RR. STEP	J7	120	5
HEADLIGHT UNIT, L.	G1	66	6					MUDGUARD, RESERVE TANK	K5	134	27
HEADLIGHT UNIT, R.	G1	66	3	[K]				MUDGUARD, R. RR. STEP	J7	120	4
HEADREST	I3	100	5					MUFFLER COMP.	I11	108	3
HEAD COMP., CYLINDER	E1	38	1	KEY, BLANK	G2	67	4	[N]			
HINGE, RR. GATE	J5	118	1	KEY, SPECIAL WOODRUFF, 25X18 ..	F4	57	7	NECK, OIL FILLER	K3	132	10
	J7	120	6	Knob, GLOVE BOX	G10	75	4	NET ASSY., FR. SIDE	H15	96	17
HOLDER COMP. B, CAMSHAFT	E3	40	2	Knuckle ASSY., L. FR.	H1	82	21	NET ASSY., RR. SIDE	I2	99	14
HOLDER SET, BRUSH	F2	55	6	Knuckle ASSY., RR.	I16	113	13	NUT	G6	71	3
HOLDER, DRINK	H15	96	18	Knuckle ASSY., R. FR.	H1	82	20	NUT-WASHER, 6MM	F2	55	8
HOLDER, LEVER LOCK	J3	116	7	[L]				NUT, AXLE, 20MM	H7	88	11
HOLDER, RR. STABILIZER	I15	112	2					NUT, BEAM ADJUSTING	G1	66	4
HOOD, FR.	G10	75	3	LABEL, BED LOADING WARNING	K8	137	6	NUT, BRAKE ADJUSTING	G12	77	7
HOOK ASSY., TIE DOWN	I6	103	31	LABEL, FRENCH TRANSLATION	K8	137	8	NUT, CAP, 6MM	I3	100	8
	J6	119	12	LABEL, GENERAL WARNING	K8	137	2	NUT, CASTLE, 12MM	G15	80	9
	J8	121	22	LABEL, IGNITION NOISE	K8	137	1	NUT, CLIP, 6MM	G6	71	16
HOSE A, RESERVE TANK	K4	133	14	LABEL, RADIATOR CAP	K4	133	7		G9	74	12
HOSE B, RESERVE TANK	K4	133	16	LABEL, RR. PASSENGER WARNING ..	K8	137	7		J8	121	27
HOSE B, WATER	E6	43	5	LABEL, SHIFT & DRIVE SELECT ..	K8	137	4	NUT, COWL SETTING, 5MM	J9	122	3
HOSE COMP. A, OIL	K3	132	2	LABEL, TIRE & OVERLOAD WARNING	K8	137	3	NUT, FLANGE CAP, 10MM	E1	38	14
HOSE COMP. B, OIL	K3	132	3	LABEL, TRAILER HITCH	K8	137	5	NUT, FLANGE, 10MM	I12	109	21
HOSE COMP., FUEL FEED	H14	95	5	LATCH COMP., L. DOOR	H15	96	8		J14	127	20
HOSE, DRAIN	E6	43	7		I1	98	6		K4	133	20
HOSE, FR. BRAKE	G4	69	2	LATCH COMP., R. DOOR	H15	96	7	NUT, FLANGE, 12MM	G8	73	21
HOSE, FR. LOWER WATER	K6	135	5		I4	101	3	NUT, FLANGE, 6MM	G13	78	27
HOSE, FR. WATER UPPER	K6	135	3	LATCH, DUMP LOCK	J3	116	10		J6	119	21
HOSE, OIL COOLER INLET WATER ..	K3	132	13	LEVER ASSY., HAND BRAKE	G5	70	3	NUT, FLANGE, 8MM	G5	70	8
HOSE, OIL COOLER OUTLET WATER ..	K3	132	14	LEVER COMP., BED LOCK	J3	116	5		G9	74	16
HOSE, RR. BRAKE	G4	69	1	LEVER COMP., MODE SELECT	G12	77	8		G13	78	23
HOSE, RR. LOWER WATER	K6	135	6	LEVER COMP., SHIFT CHANGE	G12	77	16	NUT, FLANGE, 12MM	I11	108	20
HOSE, RR. WATER UPPER	K6	135	4	LEVER, BRAKE LOCK	H8	89	21		I13	110	17
HUB COMP., RR. WHEEL	H7	88	1	LEVER, LOCK	G11	76	5		I15	112	14
HUB SUB ASSY., FR.	H7	88	5	LID ASSY., GLOVE BOX	G6	71	10	NUT, FLANGE, 6MM	J4	117	19
[I]				LID, AIR CLEANER CASE	I9	106	3		J14	127	26
INJECTOR ASSY., FUEL	F12	65	14	LID, RUBBER	I8	105	7	NUT, HEX., 14MM	G8	73	20
INSULATOR, THROTTLE BODY	E1	38	7	LIFTER ASSY., TENSIONER	E4	41	5	NUT, HEX., 16MM	H11	92	20
[J]				LIGHT ASSY., TAIL & STOP	J9	122	1	NUT, HEX., 6MM	G13	78	26
JOINT ASSY., YOKE	H12	93	3	LIMITER ASSY., TORQUE	F1	54	6		J10	123	10
JOINT A, ARM BALL	G15	80	6	LINK COMP., L. RR. STABILIZER ..	I15	112	5	NUT, HEX., 8MM	I13	110	22
JOINT B, BRAKE ARM	G13	78	31	LINK COMP., R. RR. STABILIZER ..	I15	112	4	NUT, LOCK, 22MM	E12	49	2
	H9	90	34	LOCKING RING, FUEL PUMP	H13	94	10	NUT, LOCK, 64MM	H4	85	44
	G7	72	7	LOCK COMP., L. RR. GATE	J5	118	9	NUT, LOCK, 72MM	H11	92	18
JOINT COMP. B, STEERING	G15	80	1		J8	121	15	NUT, PARKING	H8	89	20
JOINT COMP., FR. LOWER BALL ..	I16	113	1	LOCK COMP., R. RR. GATE	J5	118	8	NUT, PLATE, 6MM	J15	128	4
JOINT COMP., INBOARD	G16	81	12		J8	121	14		K1	130	4
JOINT COMP., L. INBOARD	G16	81	1	[M]				NUT, RACK SCREW LOCK	G8	73	14
JOINT COMP., R. INBOARD	G16	81	1	MAINSHAFT COMP.	F5	58	1	NUT, SELF-LOCK	G7	72	9
JOINT, BREATHER TUBE	J14	127	21	MARK, L. BED SIDE COVER	K9	138	4				
JOINT, FR. FINAL CLUTCH	H3	84	12	MARK, L. RR. DOOR	K9	138	2				
JOINT, FR. PROPELLER SHAFT ..	H12	93	8	MARK, R. BED SIDE COVER	K9	138	3				
JOINT, INJECTOR	F12	65	9	MARK, R. RR. DOOR	K9	138	1				
JOINT, OIL HOSE	E7	44	3	METER ASSY., COMBINATION	G2	67	5				
JOINT, RESERVE TANK	K4	133	15	MOTOR ASSY., FAN	K4	133	4				
JOINT, RR. PINION	H10	91	6	MOTOR ASSY., STARTER	F2	55	2				
JOINT, SPECIAL	E13	50	7								
JOINT, TWO WAY PIPE	G4	69	6								

PART NAME INDEX

M 9

Part name	Address	Page	Ref.	Part name	Address	Page	Ref.	Part name	Address	Page	Ref.
[V]											
VALVE ASSY., RELIEF	E13	50	6	WASHER, THRUST, 30X42X1	F5	58	12				
VALVE BODY ASSY.	F7	60	4	WASHER, TIE ROD LOCK	G8	73	16				
VALVE SET, IDLE AIR CONTROL ..	F12	65	10	WASHER, TOOTHED LOCK	G7	72	11				
VALVE, EX.	E3	40	11	WASHER, WAVE, 12MM	E3	40	19				
VALVE, IN.	E3	40	10	WASHER, WAVE, 14MM	G11	76	9				
VALVE, ORIFICE CONTROL	F7	60	8	WHEEL COMP., STEERING	G7	72	1				
VALVE, RIM	H7	88	4	WHEEL SUB ASSY.	H7	88	2				
VALVE, SHIFT	F7	60	7								
[W]											
WASHER A, SEALING, 6MM	E14	51	19	WIRE	I6	103	44				
WASHER SET	F1	54	8	WIRE A, SIDE NET	J15	128	2				
WASHER, 13X21X1	F10	63	9		K1	130	2				
WASHER, 14MM	G11	76	8	WIRE B, SIDE NET	J15	128	3				
WASHER, 16MM	E9	46	12		K1	130	3				
WASHER, 6MM	F7	60	20	WIRE, CONTROL	G12	77	13				
WASHER, DISK	G8	73	7	WIRE, RR. GATE STOPPER	J5	118	2				
WASHER, DRAIN PLUG, 12MM	E15	52	32		J7	120	7				
	H5	86	60	WIRE, SIDE NET	J15	128	5				
WASHER, DRUM STOPPER	F10	63	10		K1	130	5				
WASHER, NEUTRAL SWITCH	H4	85	47	WRENCH, EYE, 14MM	K7	136	6				
WASHER, OIL BOLT	G4	69	16	WRENCH, PLUG	K7	136	7				
WASHER, PLAIN, 10MM	E1	38	15	[Y]							
	I12	109	30	YOKE, PUSH ROD	G3	68	7				
	I13	110	23								
WASHER, PLAIN, 4MM	G1	66	9								
WASHER, PLAIN, 6MM	G5	70	9								
	G13	78	28								
	J6	119	22								
	J8	121	32								
WASHER, PLAIN, 8MM	I6	103	39								
	I12	109	27								
WASHER, RR. COVER GROMMET	F7	60	18								
WASHER, RR. COWL SETTING	I6	103	37								
WASHER, SEALING, 10MM	E14	51	20								
WASHER, SEALING, 6MM	E1	38	16								
	E4	41	8								
WASHER, SEALING, 6.5MM	E6	43	9								
WASHER, SEALING, 7MM	H4	85	46								
WASHER, SKID PLATE	J13	126	11								
WASHER, SPECIAL, 12.5X30X6	E16	53	6								
WASHER, SPECIAL, 17MM	F9	62	9								
WASHER, SPECIAL, 20MM	F5	58	13								
WASHER, SPECIAL, 25MM	F5	58	9								
WASHER, SPECIAL, 28MM	F5	58	10								
WASHER, SPRING, 10MM	H9	90	33								
WASHER, SPRING, 6MM	J10	123	8								
WASHER, SPRING, 8MM	G3	68	16								
WASHER, THRUST, 12MM	G15	80	10								
WASHER, THRUST, 13X24X1	F9	62	10								
WASHER, THRUST, 20MM	F9	62	11								
	G7	72	10								
WASHER, THRUST, 22X15.5X0.5 ..	E7	44	18								
WASHER, THRUST, 22X31.5X2	E12	49	3								
WASHER, THRUST, 23X42X1	E9	46	13								
WASHER, THRUST, 25MM	F5	58	11								

1

FOREWORD INDEX

2

ENGINE GROUP

3

FRAME GROUP

4

PART NUMBER INDEX

5

PART NAME INDEX

Prohibida la Reproducción y Distribución
Bolivia | Bolivia | Douglas Parada Viana

Prohibida la Reproducción y Distribución
Bolivia | Bolivia | Douglas Parada Viana

HONDA
The Power of Dreams

November 03, 2014



PARTS CATALOG NEWS

Honda Motor Co., Ltd.
Service Division Service Technology

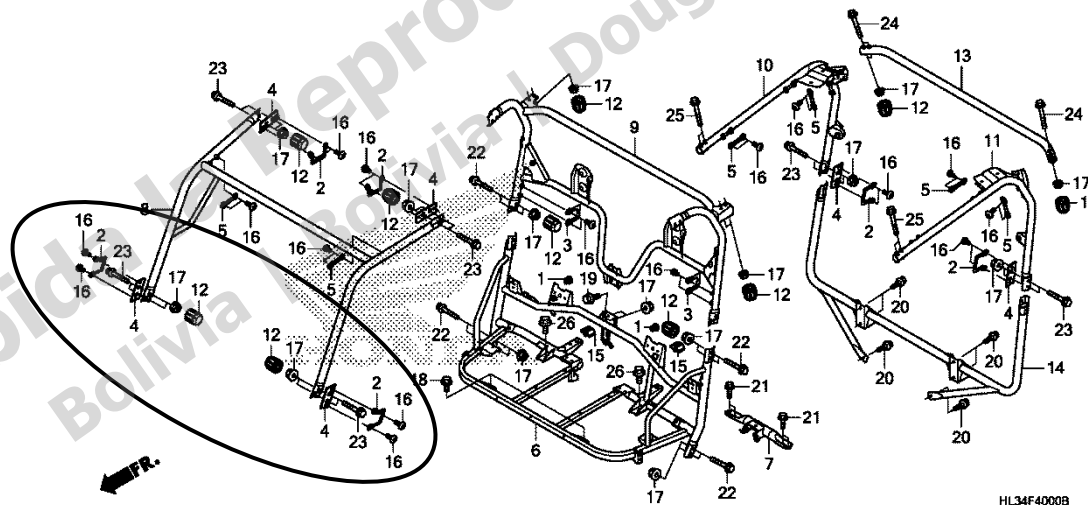
PARTS CATALOG - CORRECTED

Printed in Japan

CODE NO.	14HL3E02
PARTS CATALOG NEWS	SXS700 / SXS700M2 / SXS700M4 SXS700 14 SXS700M2 15 SXS700M4 15
NEWS NO.	001

F-40 ROLL BAR(SXS700)

ILLUSTRATION-CORRECTED



HL34F4000B

NOTE A:PART NO. CHANGE D:NEWLY PROVIDED E:PART NO. DELETION K:REQUIRED NO. CORRECTION L:APPLICATION SERIAL NO. CORRECTION
M:PART DESCRIPTION CORRECTION T:APPLICATION CORRECTION Z:REMARKS CHANGE

November 13, 2014



PARTS CATALOG NEWS

Honda Motor Co., Ltd.
Service Division Service Technology

PARTS CATALOG - CORRECTED

Printed in Japan

CODE NO.	14HL3E02
PARTS CATALOG NEWS	SXS700 / SXS700M2 / SXS700M4 SXS700 14 SXS700M2 15 SXS700M4 15
NEWS NO.	002

Block No.	Ref. No.	Note	Part No.	Description	Reqd. QTY			Serial No.	Parts catalog code
					SXS700	M2	M4		
					'14	'15	'15		
F-39	9	E	50401-HL3-A00	*PART NO. DELETION					
		T	50401-HL3-A40	PLATE, MIDDLE SKID.....	1	-	-		

NOTE A:PART NO. CHANGE D:NEWLY PROVIDED E:PART NO. DELETION K:REQUIRED NO. CORRECTION L:APPLICATION SERIAL NO. CORRECTION
M:PART DESCRIPTION CORRECTION T:APPLICATION CORRECTION Z:REMARKS CHANGE

December 05, 2014



PARTS CATALOG NEWS

Honda Motor Co., Ltd.
Service Division Service Technology

PARTS CATALOG - CORRECTED

Printed in Japan

CODE NO.	14HL3E02
PARTS CATALOG NEWS	SXS700 / SXS700M2 / SXS700M4 SXS700 14 SXS700M2 15 SXS700M4 15
NEWS NO.	003

NOTE A:PART NO. CHANGE D:NEWLY PROVIDED E:PART NO. DELETION K:REQUIRED NO. CORRECTION L:APPLICATION SERIAL NO. CORRECTION
M:PART DESCRIPTION CORRECTION T:APPLICATION CORRECTION Z:REMARKS CHANGE

SXS700M4 (SXS700M4'15).....AC,CM

No.	MODEL		SXS700M4F					
	COLOR		Nemesis silver metallic R	Patriot red	Serial number		Applicable block No.	Ref.No.
	CODE		NH-B68M-R	R-232	From	To		
	Name of colored parts	Basic part No.	NHB68	R232				
1	CAP, FR. COVER	64365-040-000	ZH	ZH			F-9	6
2	CLIP, ROOF,	90671-S0D-003	YJ	YJ			F-34	25
3	COVER, FR. FLOOR	64100-HL3-A00	ZA	ZA			F-6	7
4	COVER, L. BED SIDE	81560-HL3-A00	ZA	ZA			F-35-1	20
5	COVER, L. DOOR	67252-HL3-A00	ZA	ZA			F-23	16
6	COVER, L. DOOR	67252-HL3-A00	ZA	ZA			F-23-1	13
7	COVER, L. FR. SIDE	83600-HL3-A00	ZA	ZA			F-33	5
8	COVER, L. RR. SIDE	83650-HL3-A40	ZA	ZA			F-33	6
9	COVER, L. SEAT LATCH	77955-HL3-A00	ZA	ZA			F-24-1	24
10	COVER, R. BED SIDE	81550-HL3-A00	ZA	ZA			F-35-1	19
11	COVER, R. DOOR	67251-HL3-A00	ZB	ZB			F-23	15
12	COVER, R. DOOR	67251-HL3-A00	ZB	ZB			F-23-1	12
13	COVER, R. FR. SIDE	83500-HL3-A00	ZA	ZA			F-33	3
14	COVER, R. RR. SIDE	83550-HL3-A00	ZA	ZA			F-33	4
15	COVER, R. SEAT LATCH	77905-HL3-A00	ZA	ZA			F-24-1	17
16	COVER, RR. CENTER	76500-HL3-A00	ZA	ZA			F-35-1	3
17	DOOR COMP., L. FR.	67215-HL3-A00	ZA	ZA			F-23	6
18	DOOR COMP., R. FR.	67205-HL3-A00	ZA	ZA			F-23	5
19	DOOR SET, L. RR.	73605-HL3-A40	ZA	-			F-23-1	16
19	DOOR SET, L. RR.	73605-HL3-A00	-	ZF			F-23-1	16
20	DOOR SET, R. RR.	73505-HL3-A40	ZA	-			F-23-1	15
20	DOOR SET, R. RR.	73505-HL3-A00	-	ZF			F-23-1	15
21	FENDER, L. FR.	61200-HL3-A00	ZD	ZA			F-10	2
22	FENDER, R. FR.	61100-HL3-A00	ZD	ZA			F-10	1
23	FLOOR, FR.	71131-HL3-A00	ZA	ZA			F-26	2

NOTE A:PART NO. CHANGE D:NEWLY PROVIDED E:PART NO. DELETION K:REQUIRED NO. CORRECTION L:APPLICATION SERIAL NO. CORRECTION
M:PART DESCRIPTION CORRECTION T:APPLICATION CORRECTION Z:REMARKS CHANGE

PARTS CATALOG NEWS

BOOKNo. :14HL3E02

SXS700M4 (SXS700M4'15).....AC,CM

No.	MODEL		SXS700M4F					
	COLOR		Nemesis silver metallic R	Patriot red	Serial number		Applicable block No.	Ref.No.
	CODE		NH-B68M-R	R-232	From	To		
	Name of colored parts	Basic part No.	NHB68	R232				
24	FOOT WELL, L. RR.	76400-HL3-A00	ZA	ZA			F-35-1	2
25	FOOT WELL, R. RR.	76300-HL3-A00	ZA	ZA			F-35-1	1
26	GATE, RR.	81530-HL3-A00	ZA	ZA			F-35-1	13
27	GRILLE, FR.	61150-HL3-A00	ZA	ZA			F-9	3
28	GRIP, DRIVE SELECT LEVER	54050-HL1-A00	ZA	ZA			F-11	10
29	GRIP, SELECT LEVER	54050-HL3-A00	ZA	ZA			F-11	11
30	HEADREST	81140-HL3-A00	ZA	ZA			F-24	5
31	HOOD, FR.	61300-HL3-A00	ZD	ZA			F-10	3
32	KNOB, GLOVE BOX	81332-HW5-900	ZA	ZA			F-10	4
33	LID ASSY., GLOVE BOX	68200-HL3-A00	ZB	ZB			F-6	10
34	MARK, L. RR. DOOR	86732-HL3-A40	ZA	-			F-45	2
34	MARK, L. RR. DOOR	86732-HL3-A00	-	ZB			F-45	2
35	MARK, R. RR. DOOR	86731-HL3-A40	ZA	-			F-45	1
35	MARK, R. RR. DOOR	86731-HL3-A00	-	ZB			F-45	1
36	MUDGUARD, L. RR. STEP	80122-HL3-A00	ZA	ZA			F-35-1	5
37	MUDGUARD, R. RR. STEP	80121-HL3-A00	ZA	ZA			F-35-1	4
38	PANEL ASSY., INSTRUMENT	68100-HL3-A00	ZA	ZA			F-6	9
39	SEATBELT ASSY., FR.	77610-HL3-A41	ZA	ZA			F-25	1
40	SEATBELT ASSY., L. RR.	77760-HL3-A01	ZD	ZD			F-25	3
41	SEATBELT ASSY., R. RR.	77710-HL3-A01	ZF	ZF			F-25	2

NOTE A:PART NO. CHANGE D:NEWLY PROVIDED E:PART NO. DELETION K:REQUIRED NO. CORRECTION L:APPLICATION SERIAL NO. CORRECTION
M:PART DESCRIPTION CORRECTION T:APPLICATION CORRECTION Z:REMARKS CHANGE

PARTS CATALOG NEWS

BOOKNo. :14HL3E02

Block No.	Ref. No.	Note	Part No.	Description	Reqd. QTY			Serial No.	Parts catalog code
					SXS700	M2	M4		
					'14	'15	'15		
F-23-1	15	D	73505-HL3-A00ZF	DOOR SET, R. RR. (WL) *TYPE1*.....	-	-	1	-----	AC, CM
	16	D	73605-HL3-A00ZF	DOOR SET, L. RR. (WL) *TYPE1*.....	-	-	1	-----	AC, CM
F-45	1	D	86731-HL3-A00ZB	MARK, R. RR. DOOR *TYPE1*.....	-	-	1	-----	AC, CM
	2	D	86732-HL3-A00ZB	MARK, L. RR. DOOR *TYPE1*.....	-	-	1	-----	AC, CM

Prohibida la Reproducción y Distribución
Bolivia | Bolivia | Douglas Parada Viana

NOTE A:PART NO. CHANGE D:NEWLY PROVIDED E:PART NO. DELETION K:REQUIRED NO. CORRECTION L:APPLICATION SERIAL NO. CORRECTION
M:PART DESCRIPTION CORRECTION T:APPLICATION CORRECTION Z:REMARKS CHANGE



PARTS CATALOG NEWS

Honda Motor Co., Ltd.
Service Division Service Technology

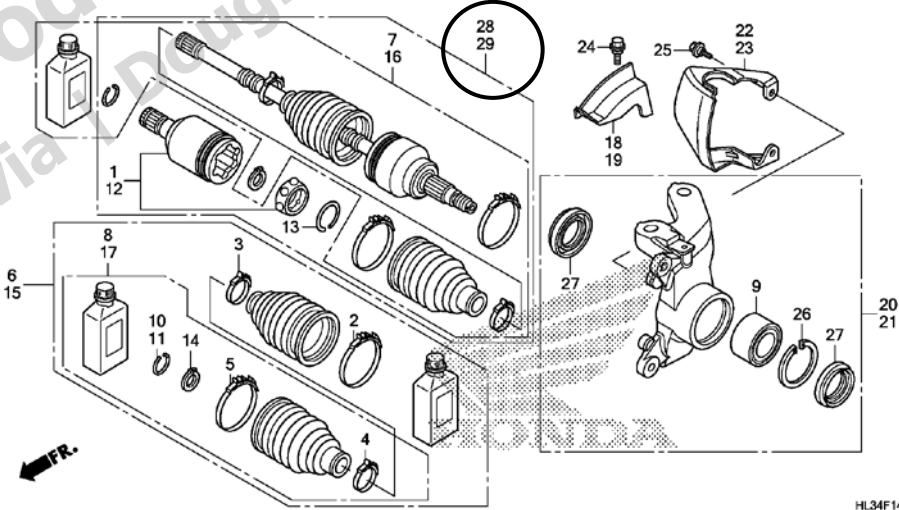
PARTS CATALOG - CORRECTED

Printed in Japan

CODE NO.	14HL3E02
PARTS CATALOG NEWS	SXS700 / SXS700M2 / SXS700M4 SXS700 14 SXS700M2 15 SXS700M4 15
NEWS NO.	004

Block No.	Ref. No.	Note	Part No.	Description	Reqd. QTY	Serial No.	Parts catalog code
					SXS700 M2 M4 14 15 15		

F-14 FRONT KNUCKLE/FRONT DRIVESHAFT



HL34F1400A

F-14	28	D	44200-HL3-A02	DRIVESHAFT ASSY., R. FR.....	1	-	-
------	----	---	---------------	------------------------------	---	---	---

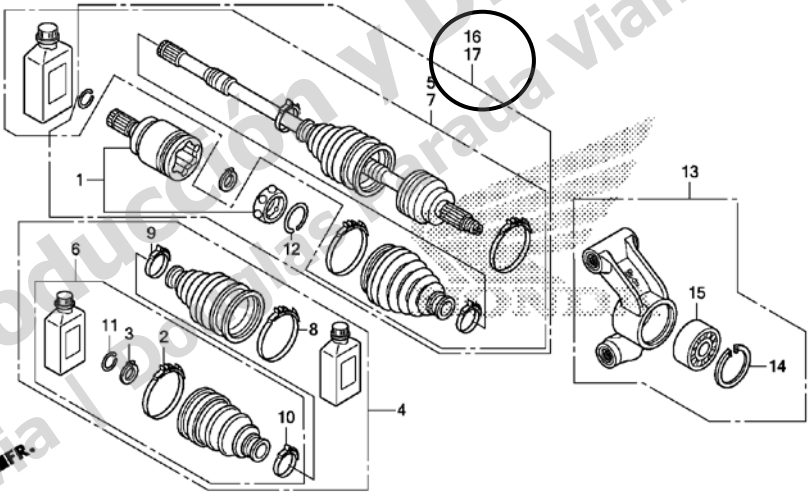
NOTE A:PART NO. CHANGE D:NEWLY PROVIDED E:PART NO. DELETION K:REQUIRED NO. CORRECTION L:APPLICATION SERIAL NO. CORRECTION
M:PART DESCRIPTION CORRECTION T:APPLICATION CORRECTION Z:REMARKS CHANGE

PARTS CATALOG NEWS

BOOKNo. :14HL3E02

Block No.	Ref. No.	Note	Part No.	Description	Reqd. QTY			Serial No.	Parts catalog code
					SXS700	M2	M4		
					'14	'15	'15		
		D	44200-HL3-A41	-	1	1		
	29	D	44300-HL3-A02	DRIVESHAFT ASSY., L. FR.....	1	-	-		
		D	44300-HL3-A41	-	1	1		

F-31 REAR KNUCKLE/REAR DRIVESHAFT



F-31	16	D	42200-HL3-A02	DRIVESHAFT ASSY., R. RR.....	1	-	-		
		D	42200-HL3-A41	-	1	1		
	17	D	42300-HL3-A02	DRIVESHAFT ASSY., L. RR.....	1	-	-		
		D	42300-HL3-A41	-	1	1		

NOTE A:PART NO. CHANGE D:NEWLY PROVIDED E:PART NO. DELETION K:REQUIRED NO. CORRECTION L:APPLICATION SERIAL NO. CORRECTION
 M:PART DESCRIPTION CORRECTION T:APPLICATION CORRECTION Z:REMARKS CHANGE



PARTS CATALOG NEWS

Honda Motor Co., Ltd.
Service Division Service Technology

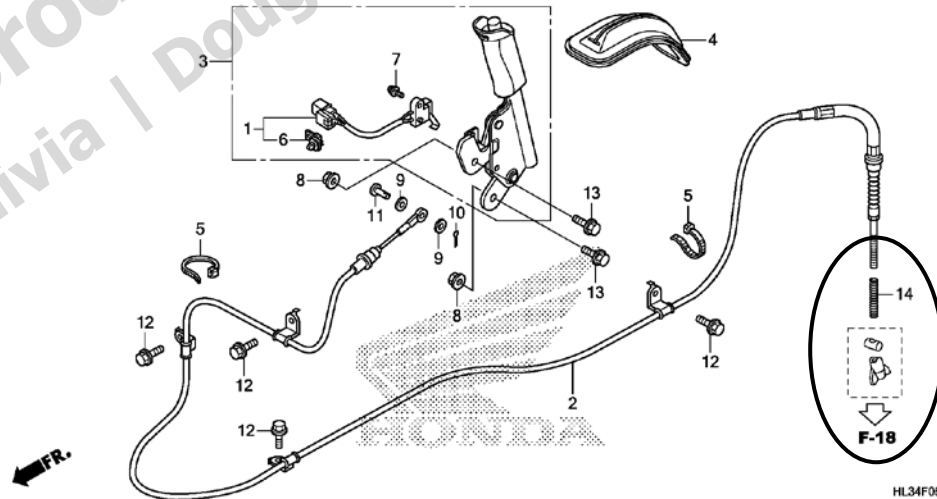
PARTS CATALOG - CORRECTED

Printed in Japan

CODE NO.	14HL3E02
PARTS CATALOG NEWS	SXS700 / SXS700M2 / SXS700M4 SXS700 14 SXS700M2 15 SXS700M4 15
NEWS NO.	005

Block No.	Ref. No.	Note	Part No.	Description	Reqd. QTY	Serial No.	Parts catalog code
					SXS700 M2 M4 14 15 15		

F-5 PARKING BRAKE



HL34F0500A

F-5	14	D	45461-HL3-A40	SPRING, PARKING CABLE.....	- 1 1		
-----	----	---	---------------	----------------------------	-------	--	--

NOTE A:PART NO. CHANGE D:NEWLY PROVIDED E:PART NO. DELETION K:REQUIRED NO. CORRECTION L:APPLICATION SERIAL NO. CORRECTION
M:PART DESCRIPTION CORRECTION T:APPLICATION CORRECTION Z:REMARKS CHANGE