



SXS1000S2R / SXS1000S2X

**SXS1000S2R'19
SXS1000S2X'19**

PARTS CATALOGUE

1

FOREWORD INDEX

1

ENGINE GROUP

2

FRAME GROUP

3

PART NUMBER INDEX

4

PART NAME INDEX

5

Instruction for use of parts catalogue

- **This parts catalogue has been created as of January 10, 2019.**
 - Since this date, the sales practice for repair parts may have been changed or the parts may have been eliminated (listed for those not for sale).
 - The modified information is reflected on the latest Electronic Parts Catalogue (EPC). Also, refer to the parts catalogue news for any change.
 - See the parts catalogue news for any revision that is made after January 10, 2019.
- **Always specify the part number when ordering a part.**
 - Check the model, type, serial numbers, color, maker, and the size as needed before ordering a part.
 - Note that the illustrations (part drawings) can differ from the actual parts in shape. They are given just to help you to refer to the parts.
- **When modifications or additions to this parts catalogue are made, a revised edition will be issued at an appropriate time, with successively progressing revision numbers on the cover. We recommend obtaining such revisions in order to keep your parts catalogue up-to-date at all times. To check whether a parts catalogue revision has been issued, please contact your Honda distributor.**

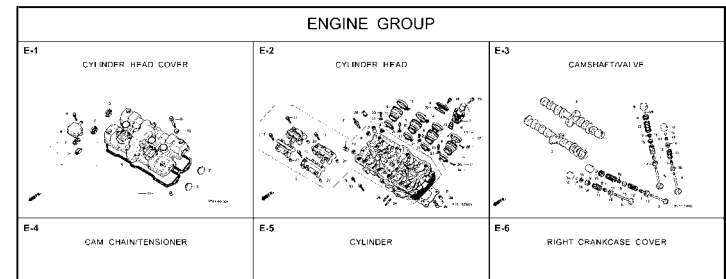
Initial version issue date
January 10, 2019
Honda Motor Co., Ltd.

CONTENTS

	Page
● Instruction for use of parts catalogue	1
● How to refer to the part information	2
● Part catalogue structure	3
● When the parts were revised.....	5
● Abbreviations used in the parts catalogue.....	5
● Part block and serial number check	6
● Color label attachment position check.....	6
● Models, parts catalogue codes and applicable serial numbers.....	7
● Color label	8
● Color chart.....	9
● Fuel hose, general purpose hoses and vinyl hose	15
● Illustrated index	19
● ENGINE GROUP.....	28
● FRAME GROUP.....	67
● PART NO. INDEX.....	140
● PART NAME INDEX.....	146

How to refer to the part information

A Reference with "Illustrated index"

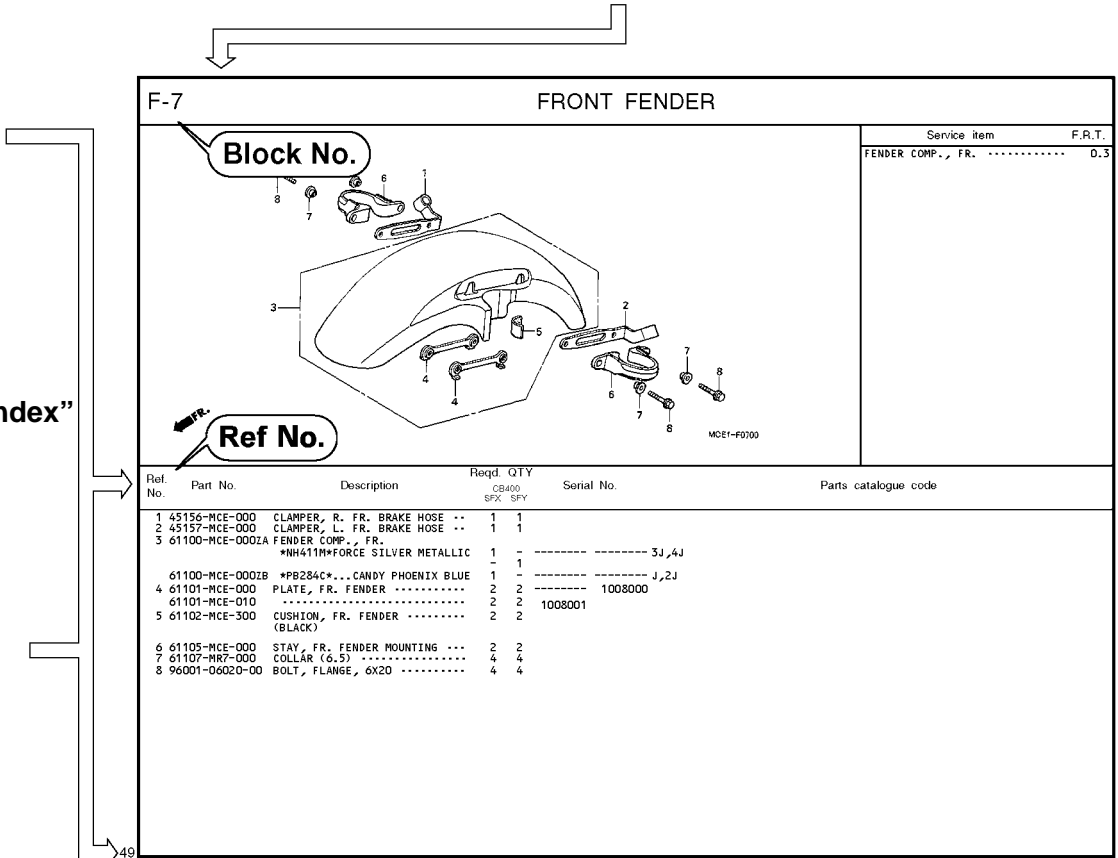


B Reference with "Part number index"

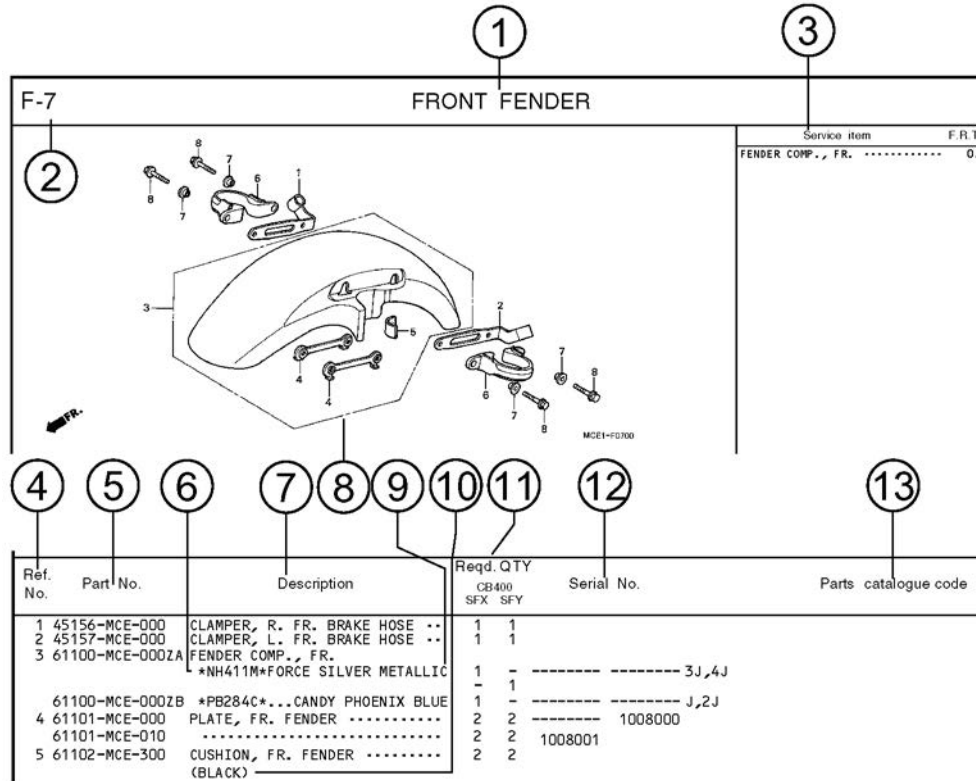
PART NO. INDEX			
Part Number	Page	Ref.	
04000			13323-MY9-751 28 10
			13324-MY9-751 28 10
04911-MCE-000	26	1	13325-MY9-751 28 10
			13327-MY9-751 28 10
06000			14000
06405-MY5-P00	67	3	14100-MCE-000 13 2
06405-MY5-P10	67	3	14200-MCE-000 13 3
06410-MY9-860	56	1	14321-MCE-000 16 2
06435-MCE-006	55	1	14401-MCE-003 16 3
06451-166-405	51	2	14510-MCE-000 16 4
06451-443-405	55	2	14520-MY9-691 16 5
06451-MA7-405	51	1	14524-MY9-690 16 6
06455-MCE-006	51	3	14546-MCE-000 16 7
			14620-MY9-691 16 8
			14711-MCE-000 13 4
11000			14712-MCE-000 13 5
11210-MCE-000	25	1	14721-MCE-000 13 6
11330-MCE-305	18	1	14722-MCE-000 13 7
11333-RT3-000	22	1	14730-MCE-000 13 8
11335-MCE-000	18	2	14731-MCE-000 13 9
11360-MCE-000	23	1	14731-MY9-751 13 10
11365-MCE-000	23	2	14751-MY2-000 13 11
11396-MY9-000	18	3	14751-MCE-000 13 12
11631-MCE-000	21	1	14761-MCE-000 13 13
11691-MY9-000	21	2	

C Reference with "Part name index"

PART NAME INDEX			
Part name	Page	Ref.	Pe
[A]			
ADJUSTER, CHAIN	67	5	BOLT, CHANGE
ARM COMP., GEAR CHANGE	64	3	BOLT, CLUTCH
ARM, L. MAIN STEP	65	8	BOLT, CONNECT
ARM, L. PILLION STEP	65	12	BOLT, DISK, 4
ARM, R. MAIN STEP	65	5	BOLT, DRAIN F
ARM, R. PILLION STEP	65	11	BOLT, FLANGE
AUTO COOK ASSY., FUEL	73	3	BOLT, FLANGE
AXLE, FR. WHEEL	52	5	BOLT, FLANGE
AXLE, RR. WHEEL	56	3	BOLT, FLANGE
[B]			
BAG, AIR PRESSURE GAUGE	77	4	BOLT, FLANGE
BAG, SERVICE BOOK	77	1	BOLT, FLANGE
BAG, TOOL	77	3	BOLT, FLANGE
BALL, STEEL	65	20	BOLT, FLANGE
BAND A, INSULATOR	11	11	BOLT, FLANGE
BAND B, INSULATOR	11	12	BOLT, FLANGE
BAND, AIR CLEANER CONNECTING TUBE	62	22	BOLT, FLANGE
BAND, U-LOCK	70	3	BOLT, FLANGE
BAND, WIRE	26	14	BOLT, FLANGE
	63	21	BOLT, FLANGE
	74	18	



Part catalogue structure



① Block title ② Block number

③ Service item/Flat rate time

④ Reference number

- Title number marked with the parenthesis or parentheses indicates that it continues from the previous page.

⑤ Part number ⑥ Honda color code

⑦ Description

⑧ Assemblies

- Sections framed with broken lines in the exploded view drawings are available as complete assemblies. (Their individual parts can also be obtained.)

⑨ Color description

⑩ Note

- Notes are shown with the parentheses in the part name column.

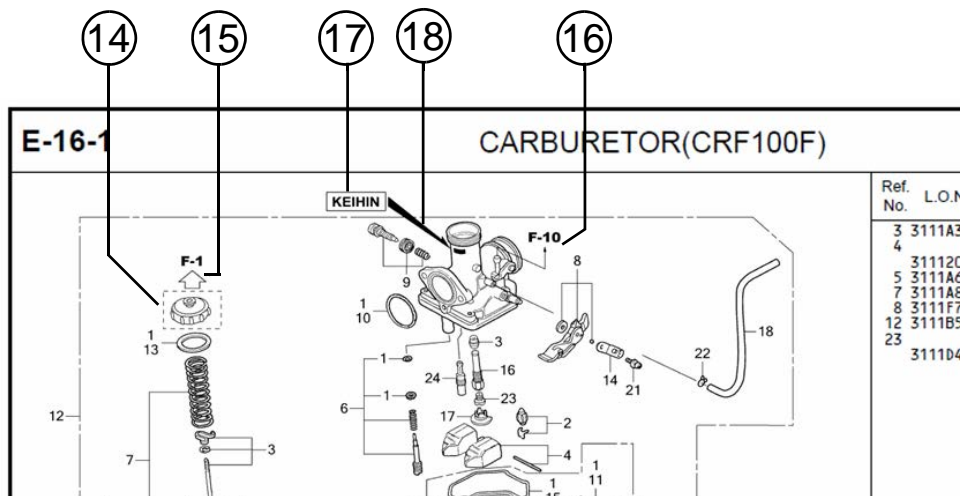
⑪ Required quantity

- Reqd. QTY shown in the parenthesis or parentheses indicates the optional part.
- Reqd. QTY marked with "N" indicates the optional part that should be selected as needed.
- Reqd. QTY indicates the number of the part used in the block.

⑫ Serial number

⑬ Parts catalogue code

- When the parts catalogue code column is blank, it indicates that the part is applicable to all codes.



⑭
 • Parts enclosed within a dotted line are covered in a different block.

⑮
 • A hollow arrow indicates the block No. for the parts enclosed within a dotted line .


⑯
 • A solid arrow indicates the block No. the part in question is connected to.

⑰ **Replacement Identification Information for Designated Part No.**

⑱ **Location of Replacement Identification Information for Designated Part No.**

- If an arrow mark is indicated in 18, the part is incompatible with a different part No.
- Make sure to order the part of the same manufacture, including the component part.
- To make an order, indicate the part No., which includes the symbol displayed on the applicable section of the part to be replaced.

When the parts were revised



Ref. No.	Part No.	Description	Reqd. QTY		Serial No.
			CB400 SFX	SFY	
1	45156-MCE-000	CLAMPER, R. FR. BRAKE HOSE ..	1	1	
2	45157-MCE-000	CLAMPER, L. FR. BRAKE HOSE ..	1	1	
3	61100-MCE-000ZA	FENDER COMP., FR. *NH411M*FORCE SILVER METALLIC	1	-	-----3J,4J
	61100-MCE-000ZB	*PB284C*...CANDY PHOENIX BLUE	1	-	-----J,2J
4	61101-MCE-000	PLATE, FR. FENDER (###).....	2	2	-----1008000
	61101-MCE-010	2	2	-----1008001
5	61102-MCE-300	CUSHION, FR. FENDER (BLACK)	2	2	
6	61105-MCE-000	STAY, FR. FENDER MOUNTING ...	2	2	
7	61107-MR7-000	COLLAR (6,5)	4	4	
8	96001-06020-00	BOLT, FLANGE, 6X20	4	4	


The number has been used from the initial model without revision.

When shown at the left side, it is applicable to the models of No.1008001 and the subsequent numbers.

When shown at the right side, it is applicable to the models up to No.1008000.

The parts listed with "###" at the end of the parts name have limited supply period (parts not for sale).

Abbreviations used in the parts catalogue

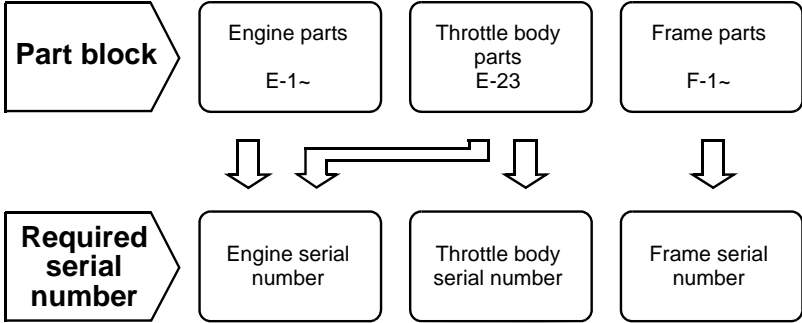


* "L." or "R." in the description of a part stands for the LEFT hand side or the RIGHT hand side. Determine the left or right as if you were in the motorcycle seat.

The following abbreviations are used in this parts catalogue.


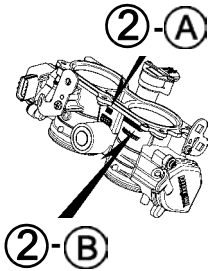
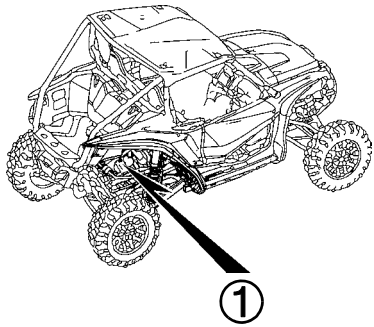
A Ampere	L.Left
ABS Anti-lock brake system	L (100L) .Link (100 Links)
A.C. Alternating current	L.E.D.Light emitted diode
A.M. Attaching mark	MMMillimeter
ASSY. Assembly	MPHMiles per hour
C.D.I. Capacitive discharge ignition	R.Right
COMP. ... Complete	RR.Rear
CP. Candle power	STD.Standard
D.C. Direct current	T (22T) ...Tooth (22 Teeth)
EX. Exhaust	TCSTraction control system
FR. Front	T.M.Transcript mark
G Gram	VVolt
HEX. Hexagonal	WWatt
IN. Inlet	WLWith labelling
KPH Kilometers per hour	WOLWithout labelling

Part block and serial number check

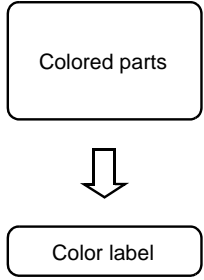


Check point

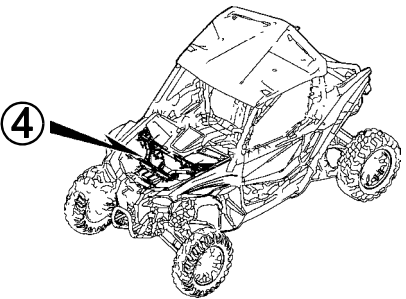
① ② ③



Color label attachment position check



④



Models, parts catalogue codes and applicable serial numbers

Models, parts catalogue codes and applicable serial Nos. given in this parts catalogue can be identified as follows.

Parts with parts catalogue codes are exclusive for models destined for countries designated.

If no area codes are listed, parts are for common use.

Model	Area code	Type	Applicable engine serial No.	Applicable frame serial No.	Applicable throttle body identification No.
SXS1000S2R'19	A	49 STATE	VE05E-8000001 To Subsequent	1HFVE054*K4000001 To Subsequent	GQ2EB A
	AC	50 STATE(meets California)	VE05E-8000001 To Subsequent	1HFVE056*K4000001 To Subsequent	GQ2EA A
SXS1000S2X'19	A	49 STATE	VE05E-8000001 To Subsequent	1HFVE051*K4000001 To Subsequent	GQ2EB A
	AC	50 STATE(meets California)	VE05E-8000001 To Subsequent	1HFVE055*K4000001 To Subsequent	GQ2EA A
	CM	Canada	VE05E-8000001 To Subsequent	1HFVE052*K4000001 To Subsequent	GQ2EB A

* Of carburetor/throttle body identification numbers, only the portions underlined in the example below are used for registration.

GQ 2EB A KC 7
 (A) (B)

1

Color label

- When ordering parts, check the model name, main color, and code by observing the “COLOR LABEL” on the vehicle.
- When ordering a colored part, use the color chart in the instruction for use of parts catalogue.

VFR800FIW COLOR R-157 CODE R157		MODEL	VFR800FIW					
	No.	COLOR	Sparkling silver metallic	Mute black metallic	Applicable model		Applicable block No.	Re
		CODE	NH-295M	NH-359M	Initial applicable model	Final applicable model		
	Name of colored parts	Basic part No.	NH295	NH359				
	1							
	2							
	3							
	4							
	5							
	6							
	7							
	8							
	9							
	10							

Color chart

- When ordering a colored part, refer to the chart below and use a part number consisting of the relevant basic part number to which has been added a part color code.

SXS1000S2R (SXS1000S2R'19)

No.	MODEL		SXS1000S2RK					
	COLOR		Pearl krypton green	Pearl reaper red	Serial number		Applicable block No.	Ref.No.
	CODE		GY-153P	R-373P				
	Name of colored parts	Basic part No.	GY153	R373	From	To		
1	ARM ASSY., L. FR. LOWER	51360-HL6-A10	ZG	ZB			F-15	4
2	ARM ASSY., L. FR. UPPER	51380-HL6-A10	ZG	ZB			F-15	7
3	ARM ASSY., L. RR. LOWER	52920-HL6-A10	ZG	ZB			F-35	14
4	ARM ASSY., L. RR. LOWER TRAILING	52360-HL6-A10	ZG	ZB			F-35	9
5	ARM ASSY., L. RR. UPPER	52380-HL6-A10	ZG	ZB			F-35	11
6	ARM ASSY., R. FR. LOWER	51350-HL6-A10	ZG	ZB			F-15	3
7	ARM ASSY., R. FR. UPPER	51370-HL6-A10	ZG	ZB			F-15	5
8	ARM ASSY., R. RR. LOWER	52910-HL6-A10	ZG	ZB			F-35	13
9	ARM ASSY., R. RR. LOWER TRAILING	52350-HL6-A10	ZG	ZB			F-35	7
10	ARM ASSY., R. RR. UPPER	52370-HL6-A10	ZG	ZB			F-35	10
11	ARM ASSY., RR. UPPER	52930-HL6-A10	ZG	ZB			F-35	15
12	BODY COMP., FRAME	50100-HL6-A00	ZA	ZA			F-46	2
13	BUMPER COMP., FR.	62510-HL6-A00	ZA	ZA			F-11	4
14	COVER SET, L. FR. DOOR	67255-HL6-A10	ZC	ZD			F-28	22
15	COVER SET, L. UPPER SIDE	71465-HL6-A10	ZC	ZD			F-40	3
16	COVER SET, R. FR. DOOR	67155-HL6-A10	ZC	ZD			F-28	12
17	COVER SET, R. UPPER SIDE	71415-HL6-A10	ZC	ZD			F-40	1
18	COVER, L. RADIATOR	61420-HL6-A00	ZC	ZA			F-11	3

SXS1000S2R (SXS1000S2R'19)

No.	MODEL		SXS1000S2RK					
	COLOR		Pearl krypton green	Pearl reaper red	Serial number		Applicable block No.	Ref.No.
	CODE		GY-153P	R-373P	From	To		
	Name of colored parts	Basic part No.	GY153	R373				
19	COVER, R. RADIATOR	61410-HL6-A00	ZC	ZA			F-11	2
20	CUSHION ASSY., L. FR.	51500-HL6-A11	ZB	ZA			F-14	7
21	CUSHION ASSY., L. RR.	52500-HL6-A11	ZB	ZA			F-39	8
22	CUSHION ASSY., R. FR.	51400-HL6-A11	ZB	ZA			F-14	1
23	CUSHION ASSY., R. RR.	52400-HL6-A11	ZB	ZA			F-39	6
24	DECAL, BAND	51427-HL6-A11	ZB	ZA			F-14	3
25	DECAL, BAND	51427-HL6-A11	ZB	ZA			F-39	2
26	DECAL, RESERVOIR	51428-HL6-A11	ZB	ZA			F-14	4
27	DECAL, RESERVOIR	51428-HL6-A11	ZB	ZA			F-39	3
28	EMBLEM, HONDA	61155-HL6-A00	ZA	ZA			F-12	5
29	EMBLEM, HONDA	61255-HL6-A00	ZA	ZA			F-28-10	2
30	EMBLEM, HONDA	61255-HL6-A00	ZA	ZA			F-42	4
31	FENDER SET, L. RR.	80205-HL6-A10	ZC	ZD			F-40	9
32	FENDER SET, R. RR.	80105-HL6-A10	ZC	ZD			F-40	5
33	FENDER, L. FR.	61200-HL6-A00	ZC	ZA			F-12	6
34	FENDER, R. FR.	61100-HL6-A00	ZC	ZA			F-12	1
35	GRIP, SELECT LEVER	54050-HL6-A00	ZA	ZA			F-13	1
36	HOOD SET, FR.	61305-HL6-A10	ZC	ZD			F-12	14
37	HOOD SET, RR.	61315-HL6-A10	ZC	ZD			F-12	16
38	KNOB, GLOVE BOX	81332-HL4-A00	ZA	ZA			F-7	21
39	MARK A, L. FR. DOOR	86632-HL6-A10	ZA	ZA			F-54	6
40	MARK A, L. FR. HOOD	86622-HL6-A10	ZA	ZA			F-54	2
41	MARK A, L. RR. FENDER	86802-HL6-A10	ZA	ZA			F-54	10

SXS1000S2R (SXS1000S2R'19)

No.	MODEL		SXS1000S2RK					
	COLOR		Pearl krypton green GY-153P	Pearl reaper red R-373P	Serial number		Applicable block No.	Ref.No.
	CODE		GY153	R373	From	To		
	Name of colored parts	Basic part No.						
42	MARK A, L. RR. HOOD	86624-HL6-A10	ZA	ZA			F-54	4
43	MARK A, L. UPPER SIDE COVER	86712-HL6-A10	ZA	ZA			F-54	8
44	MARK A, R. FR. DOOR	86631-HL6-A10	ZA	ZA			F-54	5
45	MARK A, R. FR. HOOD	86621-HL6-A10	ZA	ZA			F-54	1
46	MARK A, R. RR. FENDER	86801-HL6-A10	ZA	ZA			F-54	9
47	MARK A, R. RR. HOOD	86623-HL6-A10	ZA	ZA			F-54	3
48	MARK A, R. UPPER SIDE COVER	86711-HL6-A10	ZA	ZA			F-54	7
49	MARK B, L. RR. FENDER	86804-HL6-A10	ZA	ZA			F-54	12
50	MARK B, R. RR. FENDER	86803-HL6-A10	ZA	ZA			F-54	11
51	PANEL, CENTER INSTRUMENT	68105-HL6-A00	ZC	ZA			F-7	13
52	PIPE COMP., FR. ROLL BAR	71950-HL6-A00	ZA	ZA			F-47	3
53	PIPE COMP., R. SEAT FRAME	50600-HL6-A00	ZA	ZA			F-46	6
54	PIPE COMP., RR. ROLL BAR	71910-HL6-A00	ZA	ZA			F-47	2
55	SEAT COMP., BACK	77150-HL6-A01	ZG	ZC			F-29	5
56	SEAT COMP., BOTTOM	77140-HL6-A01	ZF	ZB			F-29	4
57	SEAT COMP., BOTTOM	77170-HL6-A01	ZG	ZC			F-29	7



SXS1000S2X (SXS1000S2X'19)

No.	MODEL		SXS1000S2XK					
	COLOR		Mat stealth gray metallic 2	Pearl reaper red	Serial number		Applicable block No.	Ref.No.
	CODE		NH-C30M	R-373P	From	To		
	Name of colored parts	Basic part No.	NHC30	R373	From	To		
1	ARM ASSY., L. FR. LOWER	51360-HL6-A00	ZA	ZB			F-15	4
2	ARM ASSY., L. FR. UPPER	51380-HL6-A00	ZA	ZB			F-15	7
3	ARM ASSY., L. TRAILING	52360-HL6-A00	ZA	ZB			F-35-1	6
4	ARM ASSY., R. FR. LOWER	51350-HL6-A00	ZA	ZB			F-15	3
5	ARM ASSY., R. FR. UPPER	51370-HL6-A00	ZA	ZB			F-15	5
6	ARM ASSY., R. TRAILING	52350-HL6-A00	ZA	ZB			F-35-1	5
7	ARM ASSY., RR. LOWER	52910-HL6-A00	ZA	ZB			F-35-1	7
8	ARM ASSY., RR. UPPER	52930-HL6-A00	ZA	ZB			F-35-1	8
9	BODY COMP., FRAME	50100-HL6-A00	ZA	ZA			F-46	2
10	BUMPER COMP., FR.	62510-HL6-A00	ZA	ZA			F-11	4
11	COVER SET, L. FR. DOOR	67255-HL6-A00	ZA	ZB			F-28	22
12	COVER SET, L. UPPER SIDE	71465-HL6-A00	ZA	ZE			F-40	3
13	COVER SET, R. FR. DOOR	67155-HL6-A00	ZA	ZB			F-28	12
14	COVER SET, R. UPPER SIDE	71415-HL6-A00	ZA	ZE			F-40	1
15	COVER, L. RADIATOR	61420-HL6-A00	ZB	ZA			F-11	3
16	COVER, R. RADIATOR	61410-HL6-A00	ZB	ZA			F-11	2
17	CUSHION ASSY., L. FR.	51500-HL6-A01	ZA	ZA			F-14-1	9
18	CUSHION ASSY., L. RR.	52500-HL6-A01	ZA	ZA			F-39	8
19	CUSHION ASSY., R. FR.	51400-HL6-A01	ZA	ZA			F-14-1	1
20	CUSHION ASSY., R. RR.	52400-HL6-A01	ZA	ZA			F-39	6
21	DECAL, BAND	51427-HL6-A01	ZA	ZA			F-14-1	6
22	DECAL, BAND	51427-HL6-A01	ZA	ZA			F-39	2
23	DECAL, RESERVOIR	51428-HL6-A01	ZA	ZA			F-14-1	7

SXS1000S2X (SXS1000S2X'19)

No.	MODEL		SXS1000S2XK					
	COLOR		Mat stealth gray metallic 2	Pearl reaper red	Serial number		Applicable block No.	Ref.No.
	CODE		NH-C30M	R-373P	From	To		
	Name of colored parts	Basic part No.	NHC30	R373	From	To	Applicable block No.	Ref.No.
24	DECAL, RESERVOIR	51428-HL6-A01	ZA	ZA			F-39	3
25	EMBLEM, HONDA	61155-HL6-A00	ZA	ZA			F-12	5
26	EMBLEM, HONDA	61255-HL6-A00	ZA	ZA			F-28-10	2
27	EMBLEM, HONDA	61255-HL6-A00	ZA	ZA			F-42	4
28	FENDER SET, L. FR.	61205-HL6-A00	ZE	ZB			F-12	7
29	FENDER SET, L. RR.	80205-HL6-A00	ZA	ZE			F-40	9
30	FENDER SET, R. FR.	61105-HL6-A00	ZE	ZB			F-12	2
31	FENDER SET, R. RR.	80105-HL6-A00	ZA	ZE			F-40	5
32	GRIP, SELECT LEVER	54050-HL6-A00	ZA	ZA			F-13	1
33	HOOD SET, FR.	61305-HL6-A00	ZA	ZB			F-12	14
34	HOOD, RR.	61310-HL6-A00	ZD	ZA			F-12	15
35	KNOB, GLOVE BOX	81332-HL4-A00	ZA	ZA			F-7	21
36	MARK A, L. FR. DOOR	86632-HL6-A00	ZA	ZB			F-54-1	8
37	MARK A, L. FR. FENDER	86612-HL6-A00	ZA	ZB			F-54-1	2
38	MARK A, L. FR. HOOD	86622-HL6-A00	ZA	ZB			F-54-1	6
39	MARK A, L. RR. FENDER	86802-HL6-A00	ZA	ZA			F-54-1	16
40	MARK A, L. UPPER SIDE COVER	86712-HL6-A00	ZA	ZB			F-54-1	14
41	MARK A, R. FR. DOOR	86631-HL6-A00	ZA	ZB			F-54-1	7
42	MARK A, R. FR. FENDER	86611-HL6-A00	ZA	ZB			F-54-1	1
43	MARK A, R. FR. HOOD	86621-HL6-A00	ZA	ZB			F-54-1	5
44	MARK A, R. RR. FENDER	86801-HL6-A00	ZA	ZA			F-54-1	15
45	MARK A, R. UPPER SIDE COVER	86711-HL6-A00	ZA	ZB			F-54-1	13
46	MARK B, L. FR. DOOR	86634-HL6-A00	ZA	ZB			F-54-1	10



SXS1000S2X (SXS1000S2X'19)

No.	MODEL		SXS1000S2XK					
	COLOR		Mat stealth gray metallic 2	Pearl reaper red	Serial number		Applicable block No.	Ref.No.
	CODE		NH-C30M	R-373P	From	To		
	Name of colored parts	Basic part No.	NHC30	R373				
47	MARK B, L. FR. FENDER	86614-HL6-A00	ZA	ZB			F-54-1	4
48	MARK B, R. FR. DOOR	86633-HL6-A00	ZA	ZB			F-54-1	9
49	MARK B, R. FR. FENDER	86613-HL6-A00	ZA	ZB			F-54-1	3
50	MARK B, RR. FENDER	86803-HL6-A00	ZA	ZB			F-54-1	17
51	MARK C, L. FR. DOOR	86636-HL6-A00	ZA	ZA			F-54-1	12
52	MARK C, L. RR. FENDER	86806-HL6-A00	ZA	ZB			F-54-1	19
53	MARK C, R. FR. DOOR	86635-HL6-A00	ZA	ZA			F-54-1	11
54	MARK C, R. RR. FENDER	86805-HL6-A00	ZA	ZB			F-54-1	18
55	MARK D, L. RR. FENDER	86808-HL6-A00	ZA	ZA			F-54-1	21
56	MARK D, R. RR. FENDER	86807-HL6-A00	ZA	ZA			F-54-1	20
57	PANEL, CENTER INSTRUMENT	68105-HL6-A00	ZD	ZA			F-7	13
58	PIPE COMP., FR. ROLL BAR	71950-HL6-A00	ZA	ZA			F-47	3
59	PIPE COMP., R. SEAT FRAME	50600-HL6-A00	ZA	ZA			F-46	6
60	PIPE COMP., RR. ROLL BAR	71910-HL6-A00	ZA	ZA			F-47	2
61	SEAT COMP., BACK	77150-HL6-A01	ZB	ZC			F-29	5
62	SEAT COMP., BOTTOM	77140-HL6-A01	ZA	ZB			F-29	4
63	SEAT COMP., BOTTOM	77170-HL6-A01	ZB	ZC			F-29	7

Fuel hose, general purpose hoses and vinyl hose

- The standard part fuel hose, general purpose hose and vinyl hose may be substituted by the coiled bulk part.
- When ordering the standard part fuel hose, general purpose hose and vinyl hose use the bulk part number written in the parts catalogue in brackets () underneath the part name, or use the catalogue below.
(The bulk part standard length is 1 m, however, those displayed in the catalogue < > are available in 3 m and 8 m lengths.)
- When exchanging the hose, cut and use at the specified length as mentioned in the part name.
(For the method of cutting the bulk part, and method of filling out orders etc., please refer to the service manual and the instructions issued with the bulk part.)
- The list below is a catalogue of the standard part numbers and bulk part numbers. Note that those numbers are applicable to the listed replacement parts only.

Fuel hoses/Tubes			
Standard part No.	Bulk part No.	Bulk part	
		Inner diameter (mm)	Length (m)
95001-30xxx-2x	95001-30001-20M	3.0	1
95001-30xxx-3x	95001-30001-30M	3.0	1
95001-30xxx-4x	95001-30001-40M	3.0	1
95001-35xxx-2x	95001-35001-50M <95001-35003-50M>	3.5	1 3
95001-35xxx-3x	95001-35001-60M <95001-35003-60M>	3.5	1 3
95001-35xxx-4x	95001-35001-60M <95001-35003-60M>	3.5	1 3
95001-35xxx-5x	95001-35001-50M <95001-35003-50M>	3.5	1 3
95001-35xxx-6x	95001-35001-60M <95001-35003-60M>	3.5	1 3
95001-45xxx-2x	95001-45001-50M <95001-45003-50M>	4.5	1 3
95001-45xxx-3x	95001-45001-60M <95001-45003-60M> <95001-45008-60M>	4.5	1 3 8
95001-45xxx-4x	95001-45001-60M <95001-45003-60M> <95001-45008-60M>	4.5	1 3 8
95001-45xxx-5x	95001-45001-50M <95001-45003-50M>	4.5	1 3
95001-45xxx-6x	95001-45001-60M <95001-45003-60M> <95001-45008-60M>	4.5	1 3 8
95001-55xxx-2x	95001-55001-50M <95001-55003-50M> <95001-55008-50M>	5.5	1 3 8

Fuel hoses/Tubes			
Standard part No.	Bulk part No.	Bulk part	
		Inner diameter (mm)	Length (m)
95001-55xxx-3x	95001-55001-60M <95001-55003-60M> <95001-55008-60M>	5.5	1 3 8
95001-55xxx-4x	95001-55001-60M <95001-55003-60M> <95001-55008-60M>	5.5	1 3 8
95001-55xxx-5x	95001-55001-50M <95001-55003-50M> <95001-55008-50M>	5.5	1 3 8
95001-55xxx-6x	95001-55001-60M <95001-55003-60M> <95001-55008-60M>	5.5	1 3 8
95001-75xxx-2x	95001-75001-50M <95001-75003-50M>	7.5	1 3
95001-75xxx-3x	95001-75001-60M <95001-75003-60M> <95001-75008-60M>	7.5	1 3 8
95001-75xxx-4x	95001-75001-60M <95001-75003-60M> <95001-75008-60M>	7.5	1 3 8
95001-75xxx-5x	95001-75001-50M <95001-75003-50M>	7.5	1 3
95001-75xxx-6x	95001-75001-60M <95001-75003-60M> <95001-75008-60M>	7.5	1 3 8
95001-80xxx-2x	95001-80001-50M	8.0	1
95001-80xxx-3x	95001-80001-60M	8.0	1
95001-80xxx-4x	95001-80001-60M	8.0	1
95001-80xxx-5x	95001-80001-50M	8.0	1
95001-80xxx-6x	95001-80001-60M	8.0	1

Vinyl tube				
Standard part No.	Bulk part No.	Bulk part		
		Inner dia- meter (mm)	Outer dia-meter (mm)	Length (m)
95003-01xxx-3x	95003-01001-60M <95003-01003-60M>	2.9	6.8	1 3
95003-01xxx-60	95003-01001-60M <95003-01003-60M>	2.9	6.8	1 3
95003-03xxx-3x	95003-03001-60M <95003-03003-60M>	3.0	6.0	1 3
95003-03xxx-60	95003-03001-60M <95003-03003-60M>	3.0	6.0	1 3
95003-05xxx-3x	95003-05001-60M <95003-05003-60M> <95003-05008-60M>	3.5	6.5	1 3 8
95003-05xxx-60	95003-05001-60M <95003-05003-60M> <95003-05008-60M>	3.5	6.5	1 3 8
95003-07xxx-1x	95003-07001-10M <95003-07003-10M> <95003-07008-10M>	4.0	7.0	1 3 8
95003-07xxx-20	95003-07001-10M <95003-07003-10M> <95003-07008-10M>	4.0	7.0	1 3 8
95003-07xxx-3x	95003-07001-60M <95003-07003-60M> <95003-07008-60M>	4.0	7.0	1 3 8
95003-07xxx-60	95003-07001-60M <95003-07003-60M> <95003-07008-60M>	4.0	7.0	1 3 8
95003-07xxx-7x	95003-07001-70M <95003-07003-70M> <95003-07008-70M>	4.0	7.0	1 3 8
95003-08xxx-1x	95003-08001-10M <95003-08003-10M> <95003-08008-10M>	4.5	6.5	1 3 8
95003-09xxx-3x	95003-09001-60M <95003-09003-60M>	4.5	8.0	1 3
95003-09xxx-60	95003-09001-60M <95003-09003-60M>	4.5	8.0	1 3
95003-10xxx-1x	95003-10001-10M <95003-10003-10M>	5.0	8.0	1 3
95003-10xxx-20	95003-10001-10M <95003-10003-10M>	5.0	8.0	1 3
95003-10xxx-3x	95003-10001-60M <95003-10003-60M>	5.0	8.0	1 3
95003-10xxx-60	95003-10001-60M <95003-10003-60M>	5.0	8.0	1 3
95003-11xxx-3x	95003-11001-60M <95003-11003-60M> <95003-11008-60M>	5.0	9.0	1 3 8
95003-11xxx-60	95003-11001-60M <95003-11003-60M> <95003-11008-60M>	5.0	9.0	1 3 8
95003-12xxx-1x	95003-12001-10M <95003-12003-10M> <95003-12008-10M>	5.0	7.0	1 3 8
95003-12xxx-20	95003-12001-10M <95003-12003-10M> <95003-12008-10M>	5.0	7.0	1 3 8

Vinyl tube				
Standard part No.	Bulk part No.	Bulk part		
		Inner dia- meter (mm)	Outer dia-meter (mm)	Length (m)
95003-14xxx-1x	95003-14001-10M <95003-14003-10M>	6.0	9.0	1 3
95003-14xxx-20	95003-14001-10M <95003-14003-10M>	6.0	9.0	1 3
95003-14xxx-3x	95003-14001-60M <95003-14003-60M>	6.0	9.0	1 3
95003-17xxx-1x	95003-17001-10M <95003-17003-10M>	7.0	9.0	1 3
95003-19xxx-1x	95003-19001-10M <95003-19003-10M> <95003-19008-10M>	7.0	11.0	1 3 8
95003-19xxx-20	95003-19001-10M <95003-19003-10M> <95003-19008-10M>	7.0	11.0	1 3 8
95003-19xxx-3x	95003-19001-60M <95003-19003-60M> <95003-19008-60M>	7.0	11.0	1 3 8
95003-19xxx-60	95003-19001-60M <95003-19003-60M> <95003-19008-60M>	7.0	11.0	1 3 8
95003-21xxx-1x	95003-21001-10M <95003-21003-10M>	8.0	9.0	1 3
95003-21xxx-20	95003-21001-10M <95003-21003-10M>	8.0	9.0	1 3
95003-23xxx-1x	95003-23001-10M <95003-23003-10M>	8.0	12.0	1 3
95003-23xxx-20	95003-23001-10M <95003-23003-10M>	8.0	12.0	1 3
95003-23xxx-3x	95003-23001-60M <95003-23003-60M> <95003-23008-60M>	8.0	12.0	1 3 8
95003-23xxx-60	95003-23001-60M <95003-23003-60M> <95003-23008-60M>	8.0	12.0	1 3 8
95003-25xxx-1x	95003-25001-10M <95003-25003-10M>	9.0	11.0	1 3
95003-25xxx-20	95003-25001-10M <95003-25003-10M>	9.0	11.0	1 3
95003-25xxx-3x	95003-25001-60M <95003-25003-60M>	9.0	11.0	1 3
95003-25xxx-7x	95003-25001-70M <95003-25003-70M>	9.0	11.0	1 3
95003-27xxx-1x	95003-27001-10M <95003-27003-10M>	9.0	13.0	1 3
95003-27xxx-20	95003-27001-10M <95003-27003-10M>	9.0	13.0	1 3
95003-27xxx-3x	95003-27001-60M <95003-27003-60M>	9.0	13.0	1 3
95003-27xxx-60	95003-27001-60M <95003-27003-60M>	9.0	13.0	1 3
95003-33xxx-1x	95003-33001-10M <95003-33003-10M>	10.0	14.0	1 3
95003-33xxx-20	95003-33001-10M <95003-33003-10M>	10.0	14.0	1 3

Vinyl tube				
Standard part No.	Bulk part No.	Bulk part		
		Inner dia- meter (mm)	Outer dia-meter (mm)	Length (m)
95003-36xxx-1x	95003-36001-10M <95003-36003-10M> <95003-36008-10M>	11.0	13.0	1 3 8
95003-36xxx-20	95003-36001-10M <95003-36003-10M> <95003-36008-10M>	11.0	13.0	1 3 8
95003-37xxx-3x	95003-37001-60M <95003-37003-60M>	11.0	15.0	1 3
95003-37xxx-60	95003-37001-60M <95003-37003-60M>	11.0	15.0	1 3
95003-38xxx-1x	95003-38001-10M <95003-38003-10M>	12.0	13.0	1 3
95003-38xxx-20	95003-38001-10M <95003-38003-10M>	12.0	13.0	1 3
95003-39xxx-1x	95003-39001-10M <95003-39003-10M>	12.0	14.0	1 3
95003-39xxx-20	95003-39001-10M <95003-39003-10M>	12.0	14.0	1 3
95003-40xxx-20	95003-40001-10M <95003-40003-10M>	12.0	16.0	1 3
95003-40xxx-3x	95003-40001-60M <95003-40003-60M>	12.0	16.0	1 3
95003-40xxx-60	95003-40001-60M <95003-40003-60M>	12.0	16.0	1 3
95003-43xxx-1x	95003-43001-10M <95003-43003-10M> <95003-43008-10M>	13.0	15.0	1 3 8
95003-43xxx-20	95003-43001-10M <95003-43003-10M> <95003-43008-10M>	13.0	15.0	1 3 8
95003-45xxx-1x	95003-45001-10M <95003-45003-10M> <95003-45008-10M>	14.0	18.0	1 3 8
95003-45xxx-20	95003-45001-10M <95003-45003-10M> <95003-45008-10M>	14.0	18.0	1 3 8
95003-50xxx-1x	95003-50001-10M <95003-50003-10M>	16.0	19.0	1 3
95003-50xxx-20	95003-50001-10M <95003-50003-10M>	16.0	19.0	1 3
95003-50xxx-3x	95003-50001-60M <95003-50003-60M>	16.0	19.0	1 3
95003-55xxx-1x	95003-55001-10M <95003-55003-10M>	17.5	20.5	1 3
95003-55xxx-20	95003-55001-10M <95003-55003-10M>	17.5	20.5	1 3
95003-60xxx-1x	95003-60001-10M <95003-60003-10M>	22.0	27.0	1 3
95003-60xxx-20	95003-60001-10M <95003-60003-10M>	22.0	27.0	1 3
95003-60xxx-3x	95003-60001-60M <95003-60003-60M>	22.0	27.0	1 3
95003-60xxx-60	95003-60001-60M <95003-60003-60M>	22.0	27.0	1 3

General purpose hoses			
Standard part No.	Bulk part No.	Bulk part	
		Inner diameter (mm)	Length (m)
95005-11xxx-3x	95005-11001-30M	11.0	1
95005-11xxx-5x	95005-11001-50M	11.0	1
95005-12xxx-1x	95005-12001-10M <95005-12003-10M>	12.0	1 3
95005-12xxx-2x	95005-12001-20M	12.0	1
95005-12xxx-3x	95005-12001-30M	12.0	1
95005-12xxx-5x	95005-12001-50M	12.0	1
95005-14xxx-1x	95005-14001-10M	14.0	1
95005-14xxx-2x	95005-14001-20M <95005-14003-20M>	14.0	1 3
95005-14xxx-3x	95005-14001-30M	14.0	1
95005-14xxx-5x	95005-14001-50M	14.0	1
95005-17xxx-1x	95005-17001-10M	17.0	1
95005-17xxx-2x	95005-17001-20M	17.0	1
95005-17xxx-3x	95005-17001-30M	17.0	1
95005-17xxx-5x	95005-17001-50M	17.0	1
95005-30xxx-3x	95005-30001-30M	3.0	1
95005-30xxx-5x	95005-30001-50M	3.0	1
95005-35xxx-1x	95005-35001-10M <95005-35003-10M> <95005-35008-10M>	3.5	1 3 8
95005-35xxx-2x	95005-35001-20M	3.5	1
95005-35xxx-3x	95005-35001-30M	3.5	1
95005-35xxx-4x	95005-35001-10M <95005-35003-10M> <95005-35008-10M>	3.5	1 3 8
95005-35xxx-5x	95005-35001-50M	3.5	1
95005-45xxx-1x	95005-45001-10M <95005-45003-10M> <95005-45008-10M>	4.5	1 3 8
95005-45xxx-2x	95005-45001-20M	4.5	1
95005-45xxx-3x	95005-45001-30M	4.5	1

General purpose hoses			
Standard part No.	Bulk part No.	Bulk part	
		Inner diameter (mm)	Length (m)
95005-45xxx-4x	95005-45001-10M <95005-45003-10M> <95005-45008-10M>	4.5	1 3 8
95005-45xxx-5x	95005-45001-50M	4.5	1
95005-50xxx-3x	95005-50001-30M <95005-50003-30M>	5.0	1 3
95005-50xxx-5x	95005-50001-50M	5.0	1
95005-55xxx-1x	95005-55001-10M <95005-55003-10M> <95005-55008-10M>	5.3	1 3 8
95005-55xxx-2x	95005-55001-20M <95005-55003-20M>	5.3	1 3
95005-55xxx-4x	95005-55001-10M <95005-55003-10M> <95005-55008-10M>	5.3	1 3 8
95005-65xxx-1x	95005-65001-10M <95005-65003-10M>	6.5	1 3
95005-65xxx-2x	95005-65001-20M	6.5	1
95005-70xxx-3x	95005-70001-30M <95005-70003-30M>	7.0	1 3
95005-70xxx-5x	95005-70001-50M	7.0	1
95005-75xxx-1x	95005-75001-10M <95005-75003-10M>	7.3	1 3
95005-75xxx-2x	95005-75001-20M	7.3	1
95005-80xxx-1x	95005-80001-10M <95005-80003-10M>	8.0	1 3
95005-80xxx-2x	95005-80001-20M	8.0	1
95005-80xxx-3x	95005-80001-30M	8.0	1
95005-80xxx-5x	95005-80001-50M	8.0	1
95005-91xxx-3x	95005-91001-30M	12.0	1
95005-91xxx-5x	95005-91001-50M	12.0	1
95005-92xxx-3x	95005-92001-30M	12.0	1
95005-92xxx-5x	95005-92001-50M	12.0	1

NOTE: X is displayed to represent the omitted numerals and letters of the roman alphabet.

⊙ **CAUTION: It is DANGEROUS to confuse the fuel hose with the general purpose hose or vinyl hose.**

Never use a general purpose hose or vinyl hose in place of a fuel hose or vice versa. Always use the correct bulk part in the parts catalogue, according to the service manual or the instructions issued with the bulk part.

• Bulk part number of fuel hose, general purpose hose and vinyl hose.

(Example)

95001-75001-50M

Bulk part number: Refers to the bulk part.

Marking code (hose type): (fuel hose and general purpose hose)

Change code (for added hose): (Vinyl hose)

- Indicates number mark or change sequence, however, the code for the bulk part must be strictly 0 (zero).

Types of code:

- Fuel hose
 - 2: Red outside braid (3 mm inside dia. only)
 - 5: Black inside braid
 - 3: Red (3 mm inside dia. only)
 - 4: Ash gray with red stripe (3 mm inside dia. only)
 - 6: Black

- Vinyl hose
 - 1: Clear
 - 2: Black
 - 3: Light red
 - 6: Light red
 - 7: Pale black

- General hose
 - 1: Ash gray
 - 2: Ash gray
 - 3: Black
 - 5: Black

Lengths: 001: 1 m (standard)
003: 3 m
008: 8 m

I.D code: (fuel hose and general purpose hose)

30: 3.0 mm	11: 11 mm
35: 3.5 mm	91: 12 mm (outside dia. 15) mm
45: 4.5 mm	92: 12 mm (outside dia. 16) mm
50: 5.0 mm	12: 12 mm (outside dia. 17) mm
55: 5.3 mm, 5.5 mm	14: 14 mm
65: 6.5 mm	17: 17 mm
70: 7.0 mm	
75: 7.3 mm, 7.5 mm	
80: 8.0 mm	

ID./OD. code: (vinyl hose)

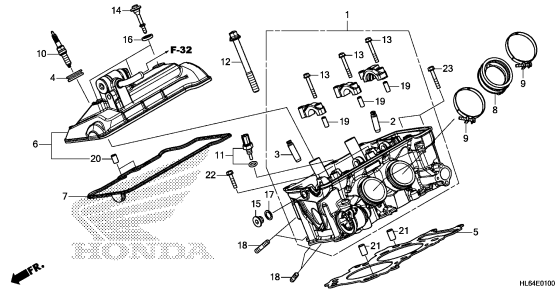
01: ID. 2.9, OD. 6.8 mm	14: ID. 6.0, OD. 9.0 mm	37: ID. 11.0, OD. 15.0 mm
03: ID. 3.0, OD. 6.0 mm	17: ID. 7.0, OD. 9.0 mm	38: ID. 12.0, OD. 13.0 mm
05: ID. 3.5, OD. 6.5 mm	19: ID. 7.0, OD. 11.0 mm	39: ID. 12.0, OD. 14.0 mm
07: ID. 4.0, OD. 7.0 mm	21: ID. 8.0, OD. 9.0 mm	40: ID. 12.0, OD. 16.0 mm
08: ID. 4.5, OD. 6.5 mm	23: ID. 8.0, OD. 12.0 mm	43: ID. 13.0, OD. 15.0 mm
09: ID. 4.5, OD. 8.0 mm	25: ID. 9.0, OD. 11.0 mm	45: ID. 14.0, OD. 18.0 mm
12: ID. 5.0, OD. 7.0 mm	27: ID. 9.0, OD. 13.0 mm	50: ID. 16.0, OD. 19.0 mm
10: ID. 5.0, OD. 8.0 mm	33: ID. 10.0, OD. 14.0 mm	55: ID. 17.5, OD. 20.5 mm
11: ID. 5.0, OD. 9.0 mm	36: ID. 11.0, OD. 13.0 mm	60: ID. 22.0, OD. 27.0 mm

Hose type: 1: Fuel hose
3: Vinyl hose
5: General hose

ENGINE GROUP

E-1

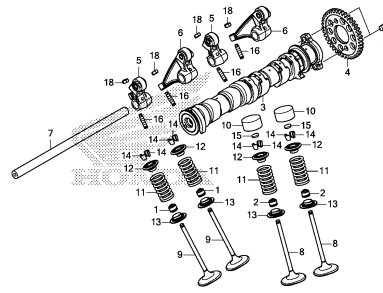
CYLINDER HEAD



HL6AE0100

E-2

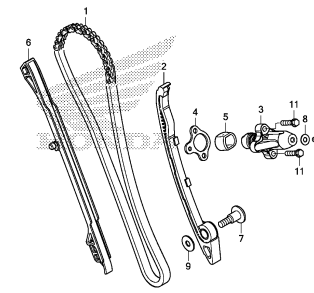
CAMSHAFT/VALVE



HL6AE0200

E-3

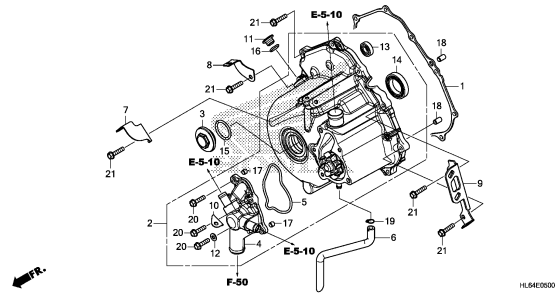
CAM CHAIN/TENSIONER



HL6AE0300

E-5

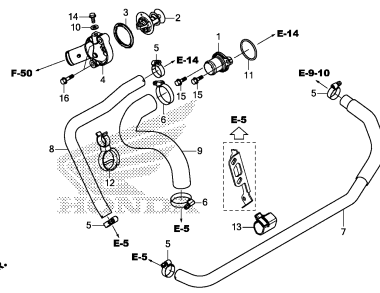
A.C. GENERATOR COVER



HL6AE0600

E-5-10

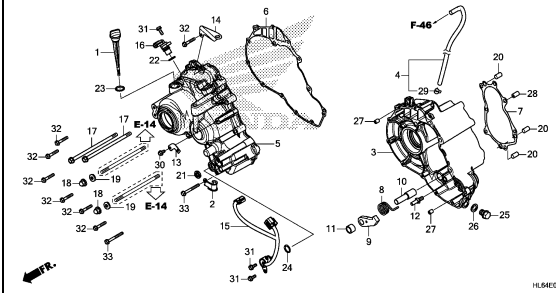
WATER HOSE/THERMOSTAT



HL6AE0610

E-6-10

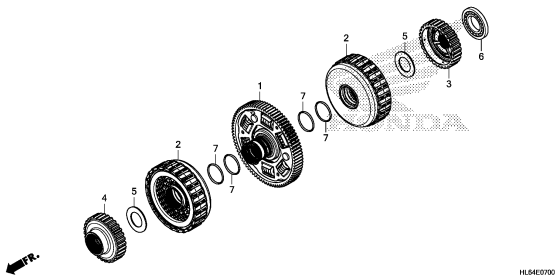
SUB TRANSMISSION CASE



HL6AE0610

E-7

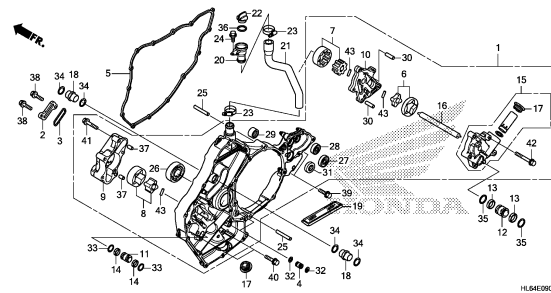
CLUTCH



HL6AE0700

E-9

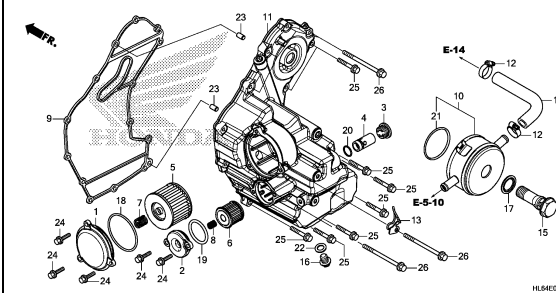
OIL PUMP



HL6AE0900

E-9-10

OIL COOLER



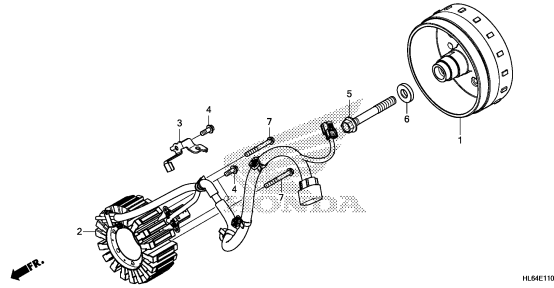
HL6AE0910

2

ENGINE GROUP

E-11

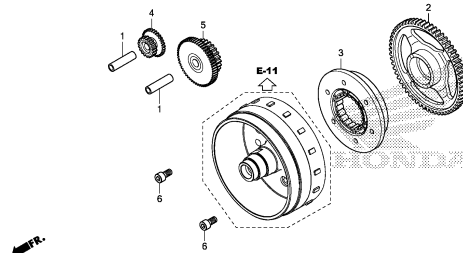
GENERATOR



HL6AE1300

E-12

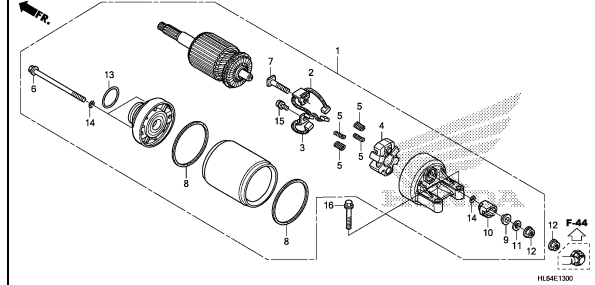
STARTING CLUTCH



HL6AE1200

E-13

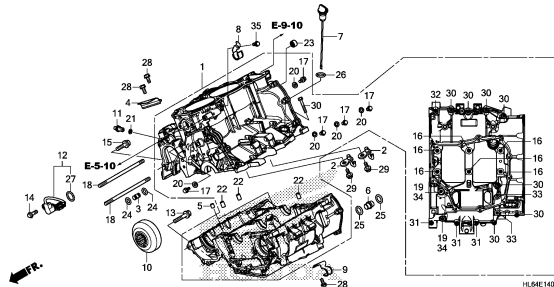
STARTING MOTOR



HL6AE1300

E-14

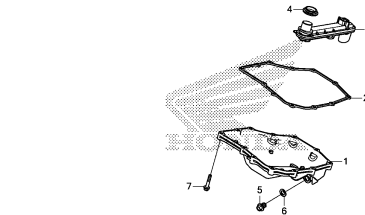
CRANKCASE



HL6AE1400

E-14-10

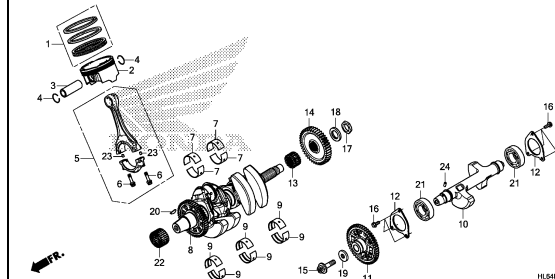
OIL PAN



HL6AE1400

E-15

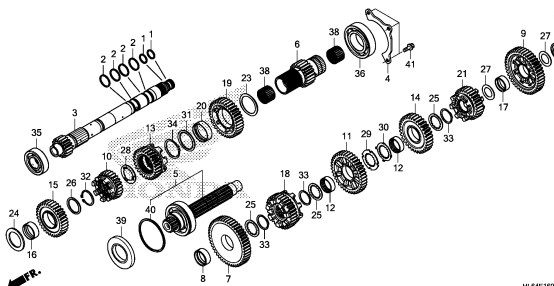
CRANKSHAFT/PISTON



HL6AE1500

E-16

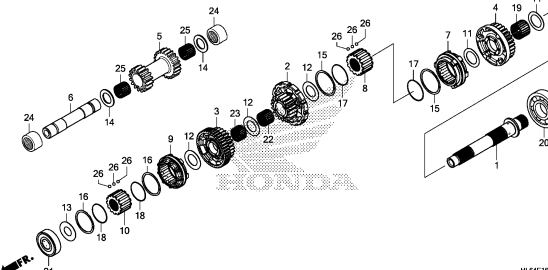
TRANSMISSION



HL6AE1600

E-16-10

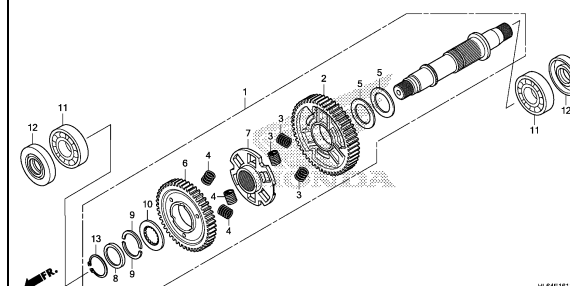
FINAL DRIVE SHAFT



HL6AE1610

E-16-11

FINAL DRIVEN SHAFT

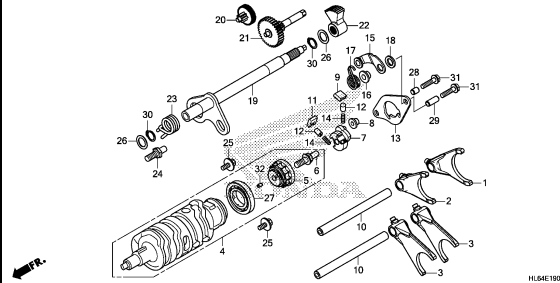


HL6AE1611

ENGINE GROUP

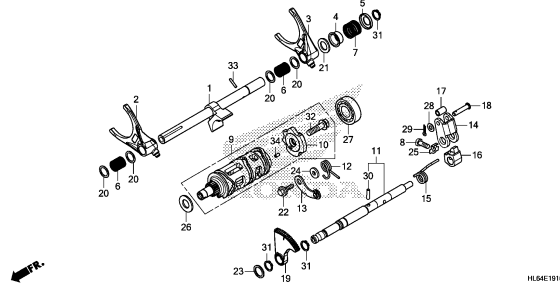
E-19

GEARSHIFT FORK(TRANSMISSION)



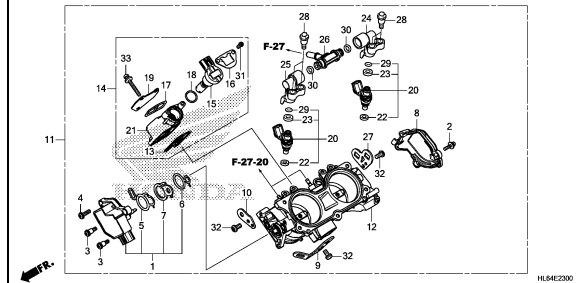
E-19-10

GEARSHIFT FORK(SUB TRANSMISSION)



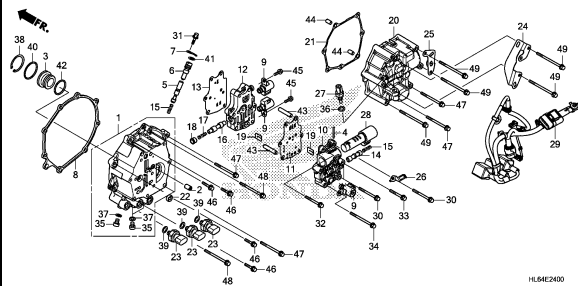
E-23

THROTTLE BODY



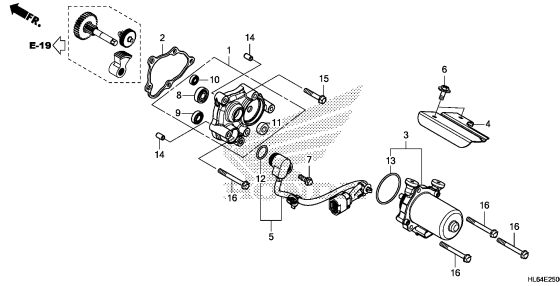
E-24

SOLENOID VALVE



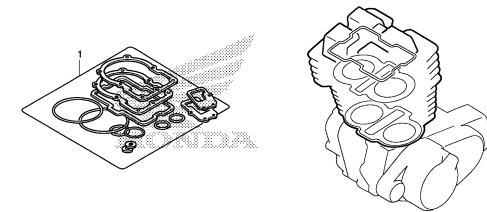
E-25

CONTROL MOTOR



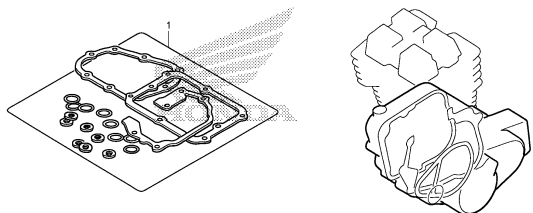
EOP-1

GASKET KIT A



EOP-2

GASKET KIT B

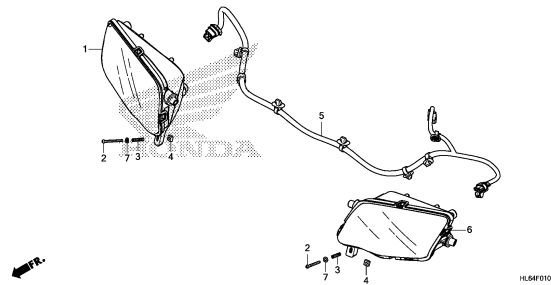


2

FRAME GROUP

F-1

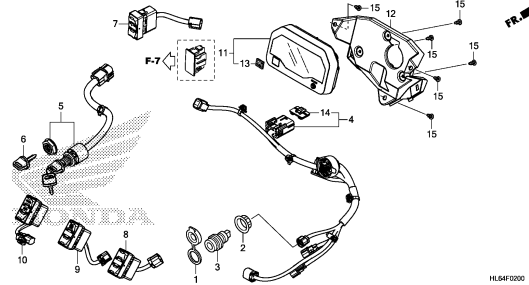
HEADLIGHT



HL64F0100

F-2

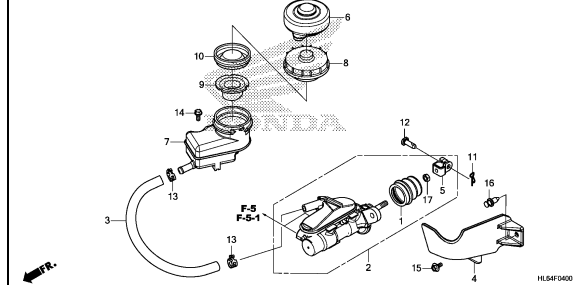
METER/SWITCH



HL64F0200

F-4

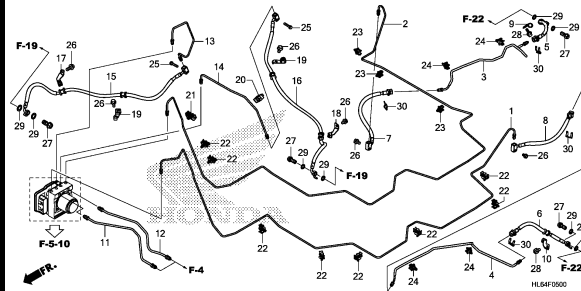
BRAKE MASTER CYLINDER



HL64F0400

F-5

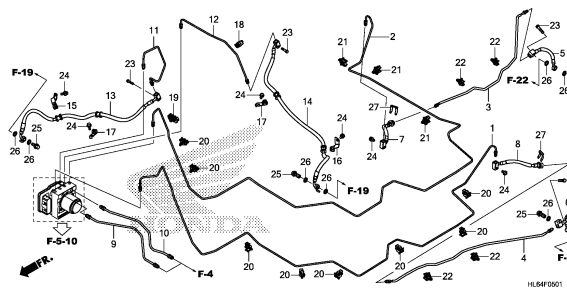
BRAKE PIPE/BRAKE HOSE(SXS1000S2R)



HL64F0500

F-5-1

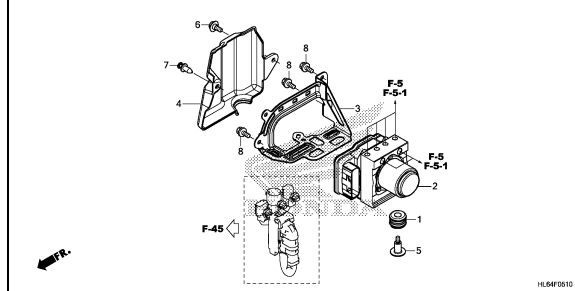
BRAKE PIPE/BRAKE HOSE(SXS1000S2X)



HL64F0501

F-5-10

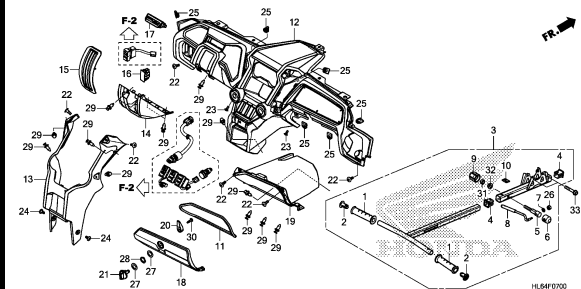
VSA MODULATOR



HL64F0510

F-7

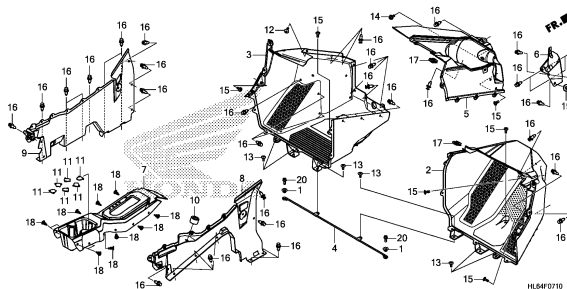
INSTRUMENT PANEL



HL64F0700

F-7-10

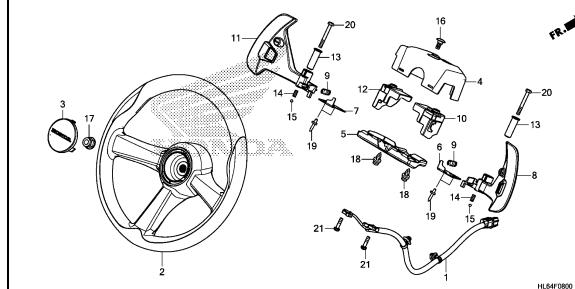
FLOOR COVER/CONSOLE



HL64F0710

F-8

STEERING WHEEL



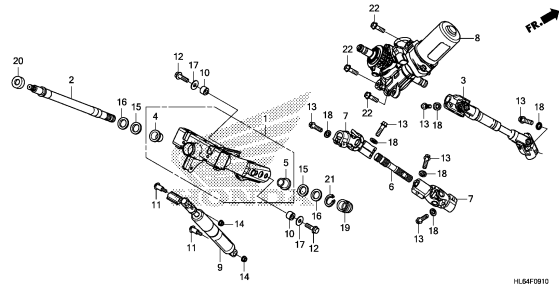
HL64F0800

3

FRAME GROUP

F-9-10

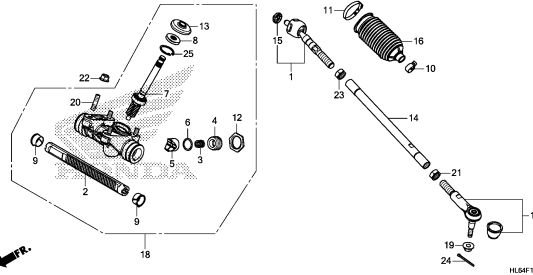
STEERING SHAFT



HL64F0910

F-10

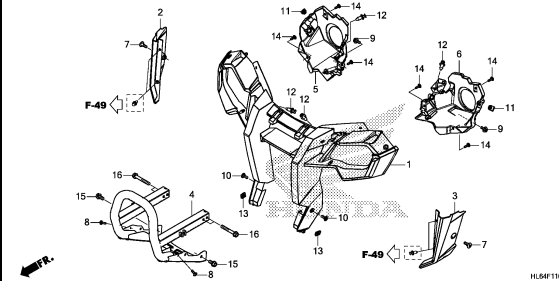
STEERING GEAR BOX/TIE ROD



HL64F1000

F-11

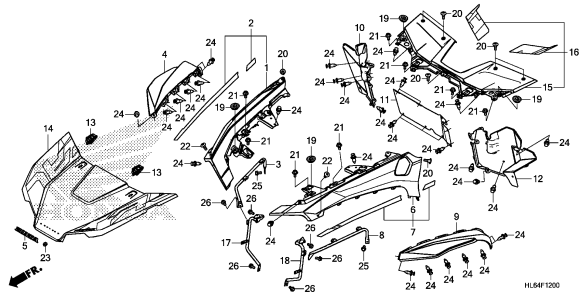
FRONT GRILLE/FRONT BUMPER



HL64F1100

F-12

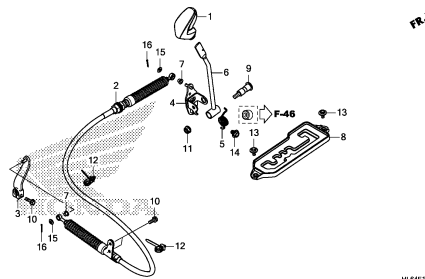
FRONT FENDER/HOOD



HL64F1200

F-13

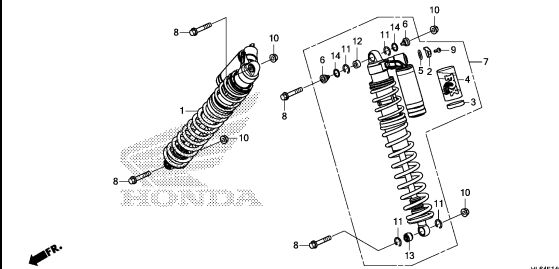
SELECT LEVER



HL64F1300

F-14

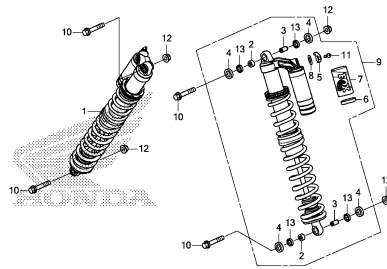
FRONT CUSHION(SXS1000S2R)



HL64F1400

F-14-1

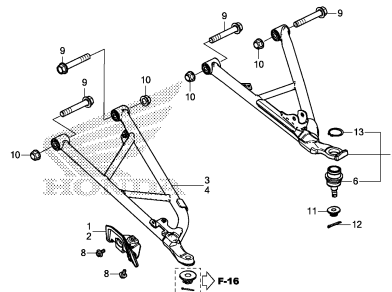
FRONT CUSHION(SXS1000S2X)



HL64F1401

F-15

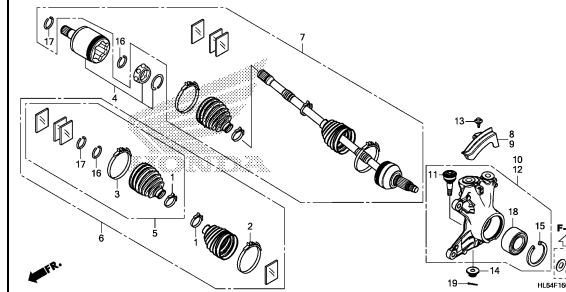
FRONT ARM



HL64F1500

F-16

FRONT KNUCKLE/FRONT DRIVESHAFT



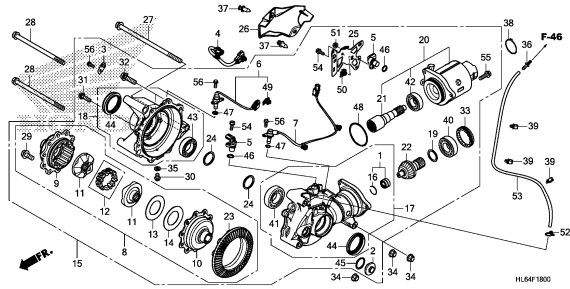
HL64F1600

3

FRAME GROUP

F-18

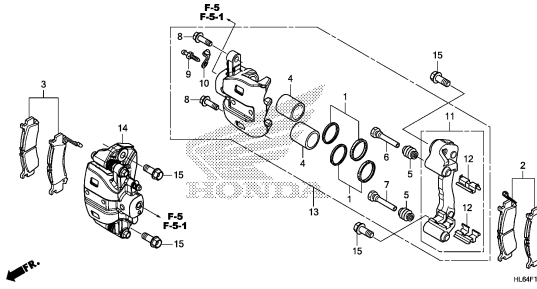
FRONT FINAL GEAR



HL64F1800

F-19

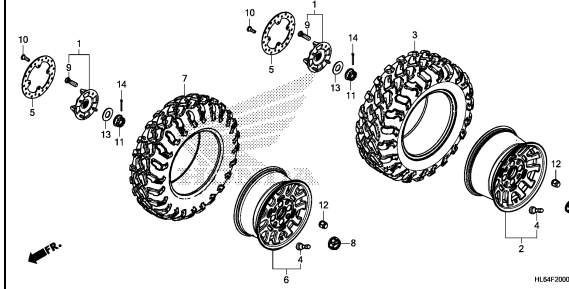
FRONT BRAKE CALIPER



HL64F1900

F-20

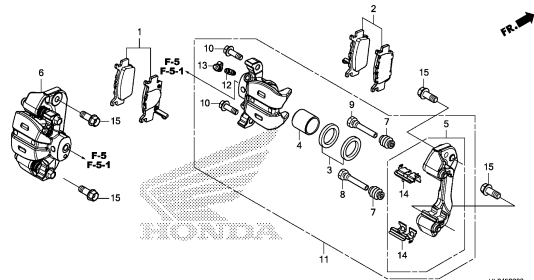
WHEEL



HL64F2000

F-22

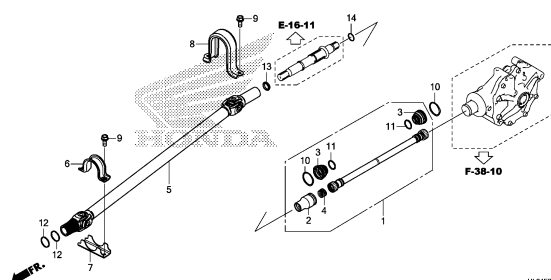
REAR BRAKE CALIPER



HL64F2200

F-25

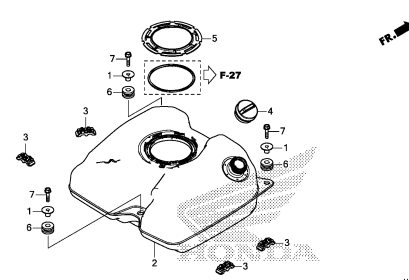
PROPELLER SHAFT



HL64F2500

F-26

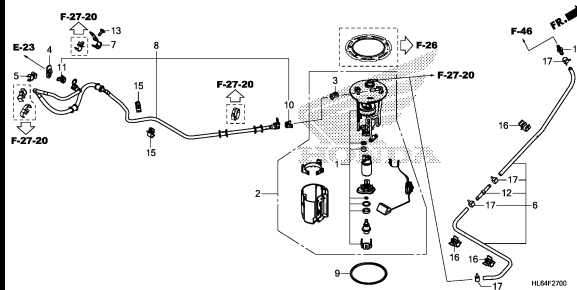
FUEL TANK



HL64F2600

F-27

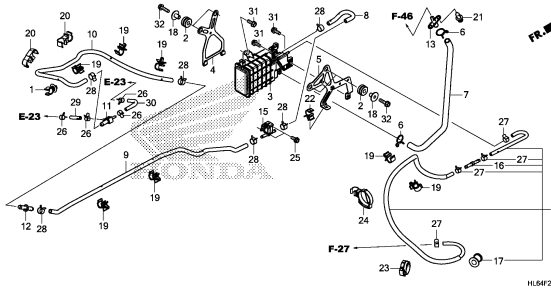
FUEL PUMP



HL64F2700

F-27-20

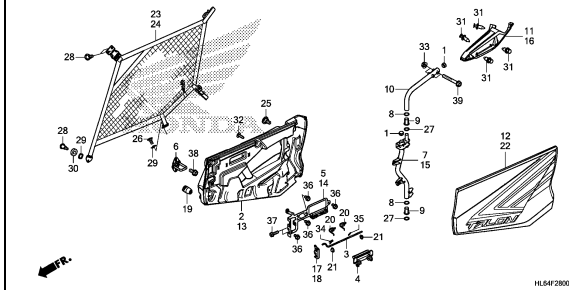
EVAP CANISTER



HL64F2720

F-28

DOOR



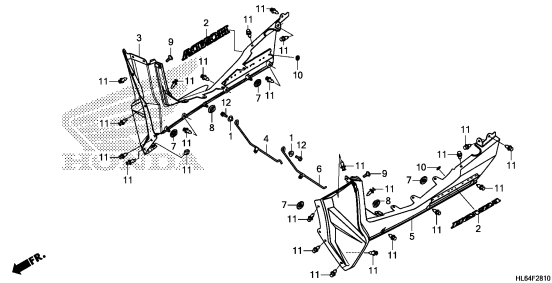
HL64F2800

3

FRAME GROUP

F-28-10

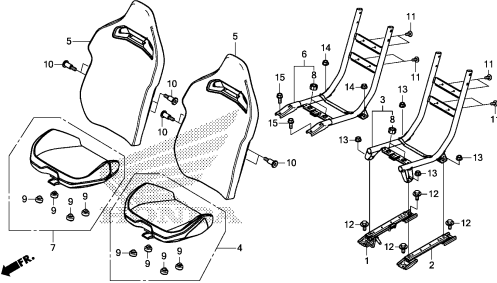
SIDE COVER



HL64F2810

F-29

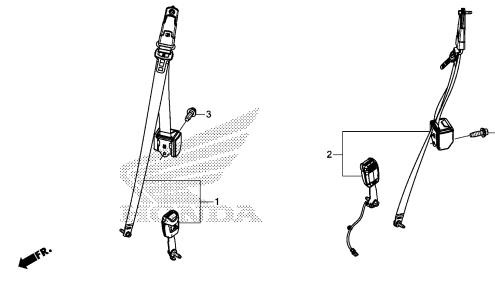
SEAT



HL64F2900

F-30

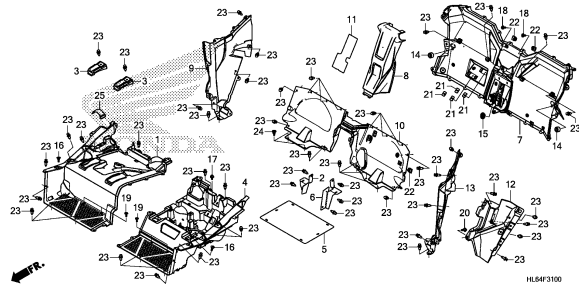
SEATBELT



HL64F3000

F-31

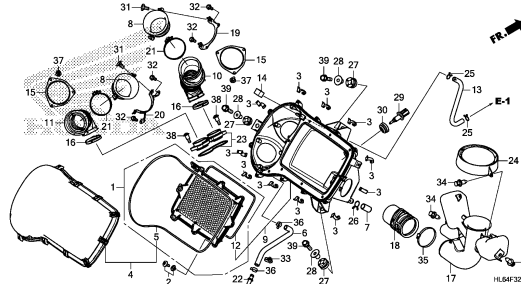
SEAT BOTTOM COVER



HL64F3100

F-32

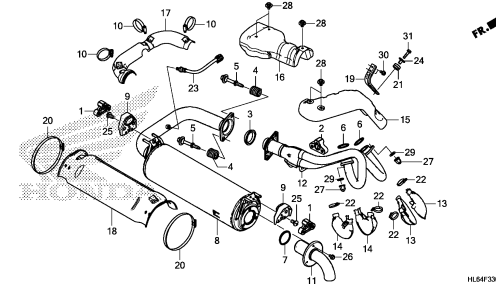
AIR CLEANER



HL64F3200

F-33

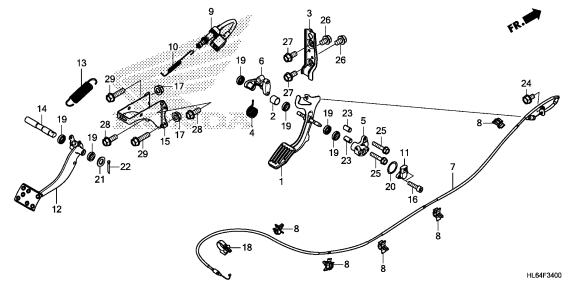
EXHAUST MUFFLER



HL64F3300

F-34

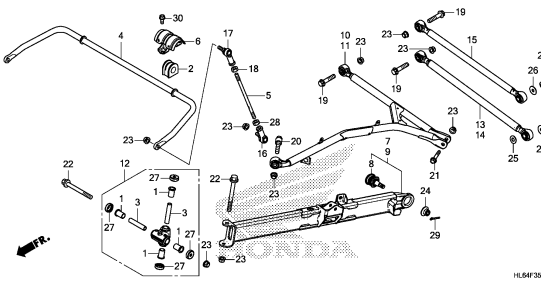
PEDAL



HL64F3400

F-35

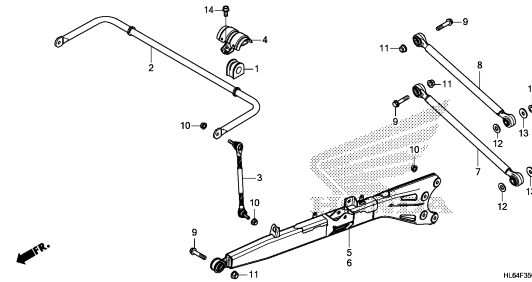
REAR ARM/REAR STABILIZER
(SXS1000S2R)



HL64F3500

F-35-1

REAR ARM/REAR STABILIZER
(SXS1000S2X)

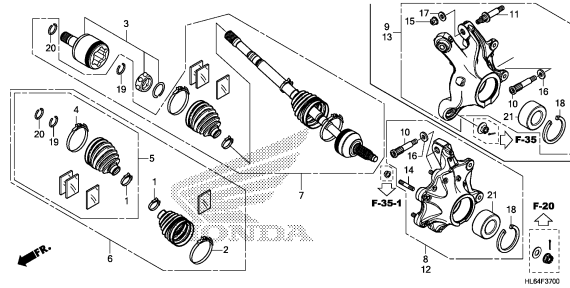


HL64F3501

FRAME GROUP

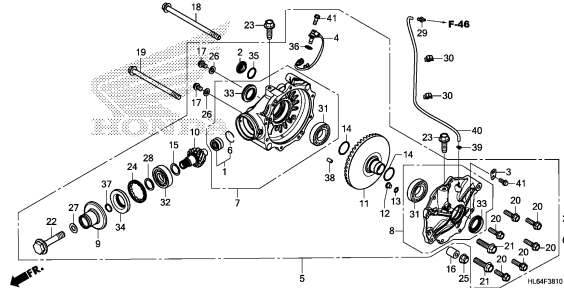
F-37

REAR KNUCKLE/REAR DRIVESHAFT



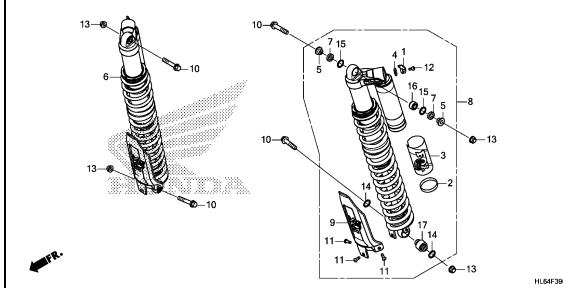
F-38-10

REAR FINAL GEAR



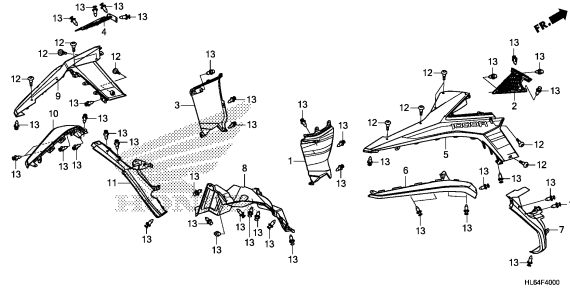
F-39

REAR CUSHION



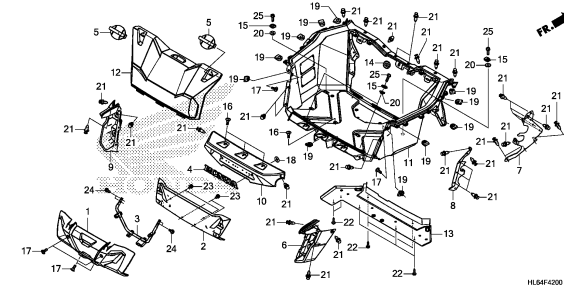
F-40

REAR FENDER



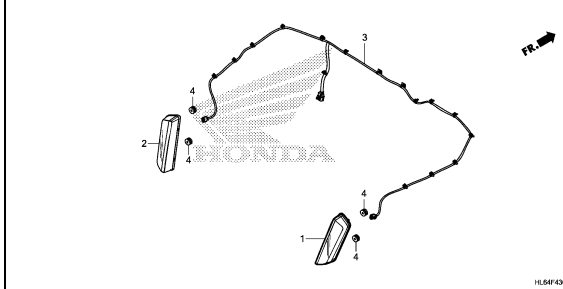
F-42

BED PLATE



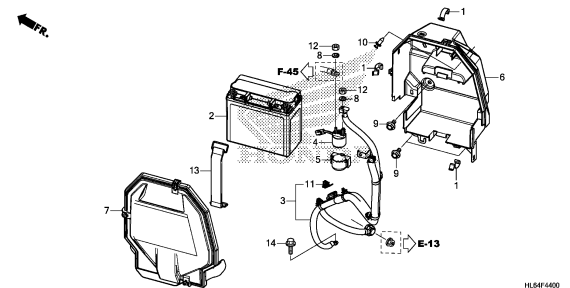
F-43

TAILLIGHT



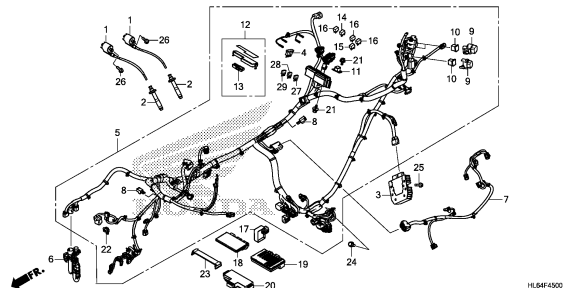
F-44

BATTERY



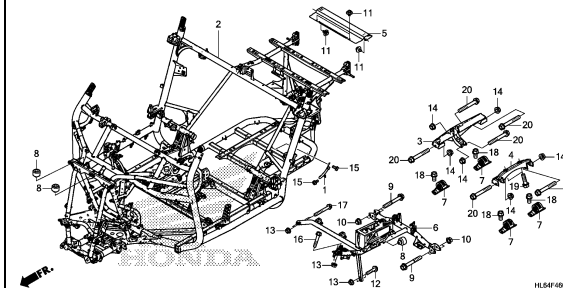
F-45

WIRE HARNESS



F-46

FRAME BODY

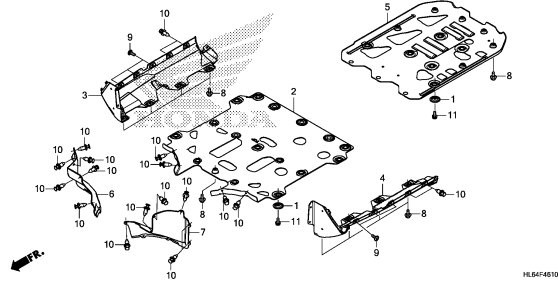


3

FRAME GROUP

F-46-10

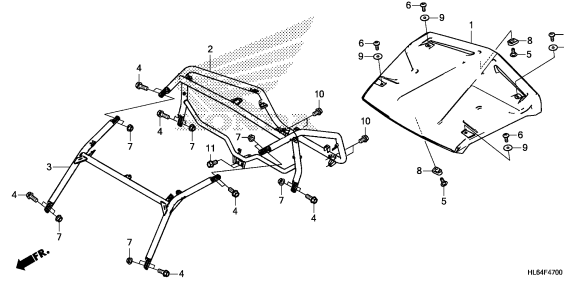
SKID PLATE



HL54F4610

F-47

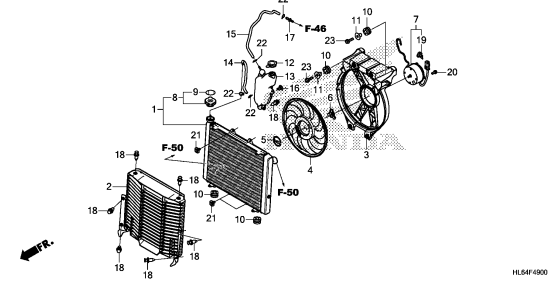
ROLL BAR/ROOF



HL54F4700

F-49

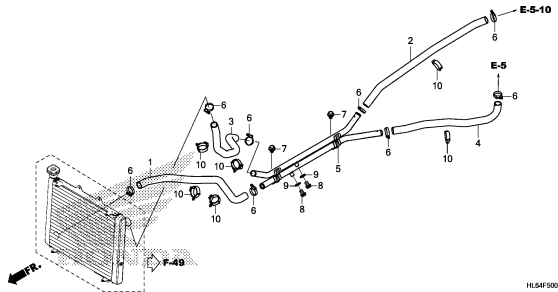
RADIATOR



HL54F4900

F-50

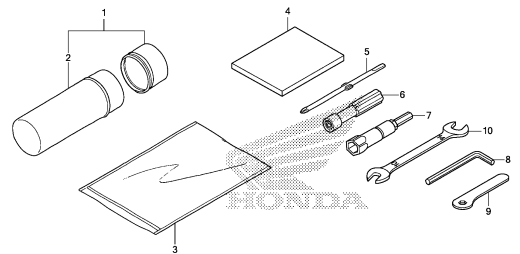
WATER PIPE/WATER HOSE



HL54F5000

F-52

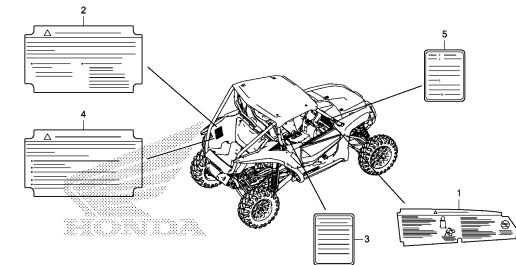
TOOL



HL54F5200

F-53

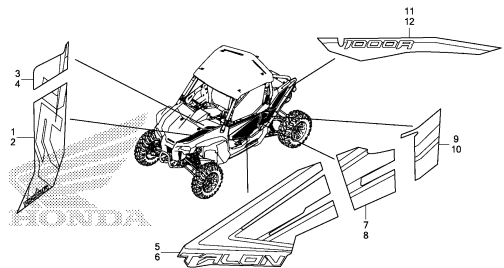
CAUTION LABEL



HL54F5300

F-54

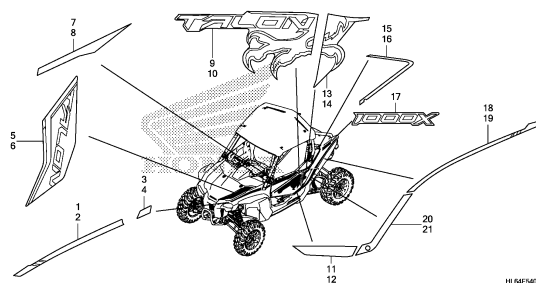
MARK(SXS1000S2R)



HL54F5400

F-54-1

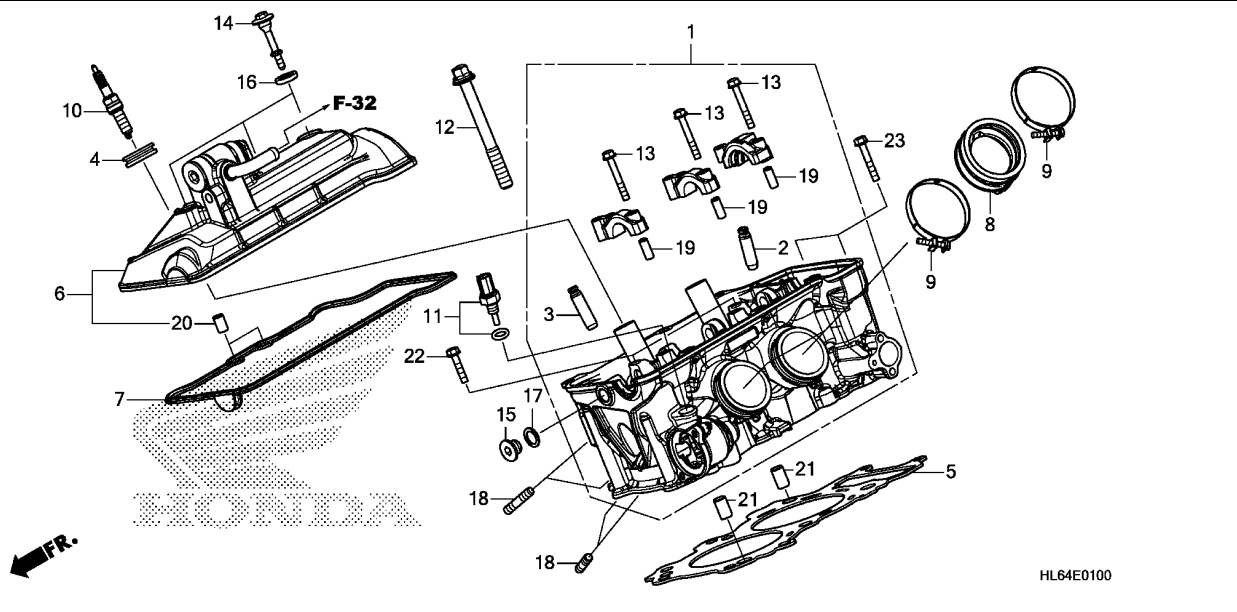
MARK(SXS1000S2X)



HL54F5401

E-1

CYLINDER HEAD



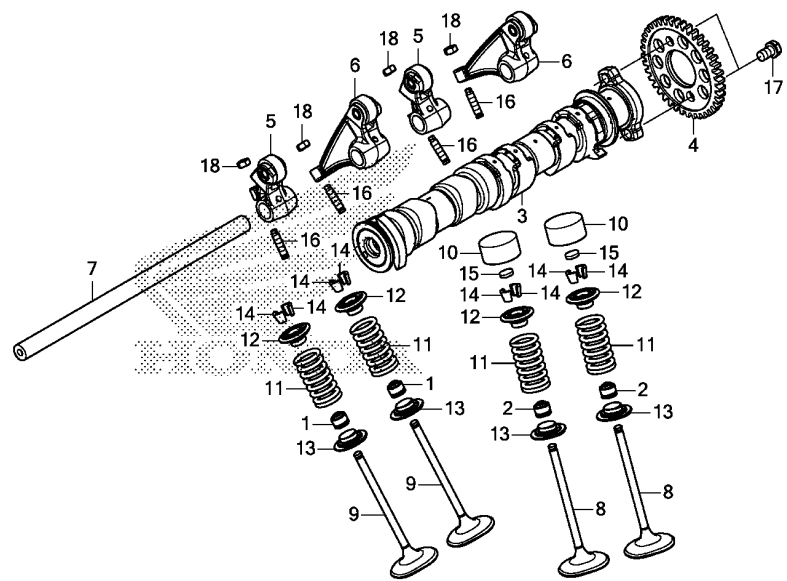
Service item

F.R.T.

Ref. No.	Part No.	Description	Reqd. QTY		Serial No.	Parts catalogue code
			SXS1000 S2R '19	S2X '19		
1	12010-HL6-A00	HEAD ASSY., CYLINDER	1	1		
2	12204-HL4-305	GUIDE, IN. VALVE(O.S.)	4	4		
3	12205-HL4-305	GUIDE, EX. VALVE(O.S.)	4	4		
4	12229-HL4-000	SEAL, PLUG TUBE	2	2		
5	12251-HL6-A01	GASKET, CYLINDER HEAD	1	1		
6	12300-HL6-A00	COVER ASSY., CYLINDER HEAD ..	1	1		
7	12391-HL4-000	GASKET, HEAD COVER	1	1		
8	16211-HL6-A00	INSULATOR, THROTTLE BODY	2	2		
9	16218-HL4-000	BAND, INSULATOR	4	4		
10	31909-MJP-G51	PLUG, SPARK(SILMAR8A9S)(NGK)	2	2		
11	37870-MGS-D31	SENSOR ASSY., WATER TEMPERATURE	1	1		
12	90007-HL4-003	BOLT-WASHER, 12X118	6	6		
13	90017-MA6-000	BOLT, FLANGE, 6X45.5	6	6		
14	90017-MAL-600	BOLT, HEAD COVER	3	3		
15	90032-MG9-000	BOLT, HYDRAULIC LASH ADJUSTER STOPPER	1	1		
16	90543-MV9-670	RUBBER, MOUNTING	3	3		
17	90544-KF0-000	WASHER, SEALING, 14MM	1	1		
18	92900-08028-OE	BOLT, STUD, 8X28	4	4		
19	94301-08200	DOWEL PIN, 8X20	6	6		
20	94301-10160	DOWEL PIN, 10X16	2	2		
21	94301-14200	DOWEL PIN, 14X20	2	2		
22	95701-06030-00	BOLT, FLANGE, 6X30	2	2		
23	95701-06040-00	BOLT, FLANGE, 6X40	2	2		

E-2

CAMSHAFT/VALVE



HL64E0200

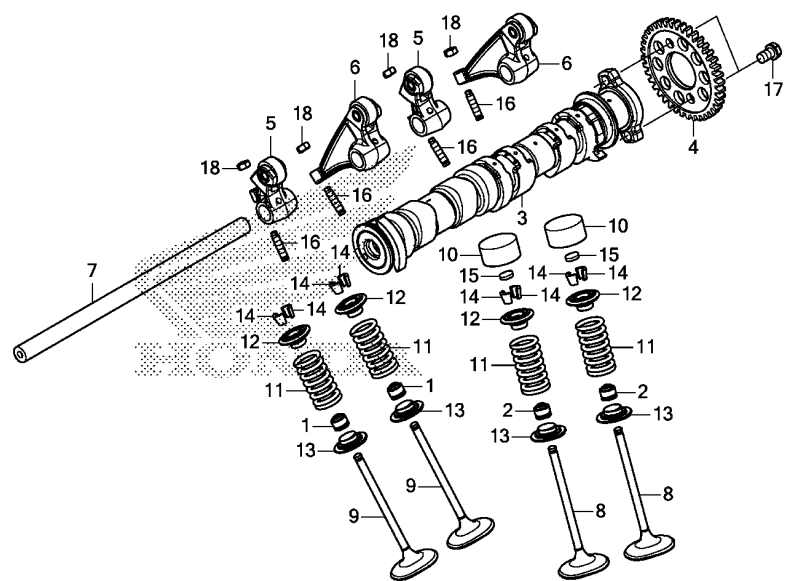
Service item F.R.T.



Ref. No.	Part No.	Description	Reqd. QTY		Serial No.	Parts catalogue code
			SXS1000 S2R '19	S2X '19		
1	12208-413-003	SEAL, VALVE STEM(ARAI)	4	4		
2	12208-MEG-003	SEAL, VALVE STEM(ARAI)	4	4		
3	14110-HL6-A01	CAMSHAFT COMP.	1	1		
4	14321-HL6-A00	SPROCKET, CAM(38T)	1	1		
5	14410-HL4-000	ARM COMP. A, EX. ROCKER	2	2		
6	14420-HL4-000	ARM COMP. B, EX. ROCKER	2	2		
7	14451-HL4-000	SHAFT, ROCKER ARM	1	1		
8	14711-HL4-000	VALVE, IN.	4	4		
9	14721-MJP-G50	VALVE, EX.	4	4		
10	14731-MGE-010	LIFTER, VALVE	4	4		
11	14751-HL6-A00	SPRING, VALVE	8	8		
12	14771-HL4-000	RETAINER, VALVE SPRING	8	8		
13	14775-MJP-G50	SEAT, VALVE SPRING	8	8		
14	14781-HA0-770	COTTER, VALVE	16	16		
15	14901-MBB-000	SHIM, TAPPET(1.20)	4	4		
	14902-MBB-000	SHIM, TAPPET(1.225)	4	4		
	14903-MBB-000	SHIM, TAPPET(1.250)	4	4		
	14904-MBB-000	SHIM, TAPPET(1.275)	4	4		
	14905-MBB-000	SHIM, TAPPET(1.30)	4	4		
	14906-MBB-000	SHIM, TAPPET(1.325)	4	4		
	14907-MBB-000	SHIM, TAPPET(1.350)	4	4		
	14908-MBB-000	SHIM, TAPPET(1.375)	4	4		
	14909-MBB-000	SHIM, TAPPET(1.40)	4	4		
	14910-MBB-000	SHIM, TAPPET(1.425)	4	4		
	14911-MBB-000	SHIM, TAPPET(1.450)	4	4		
	14912-MBB-000	SHIM, TAPPET(1.475)	4	4		
	14913-MBB-000	SHIM, TAPPET(1.50)	4	4		

E-2

CAMSHAFT/VALVE

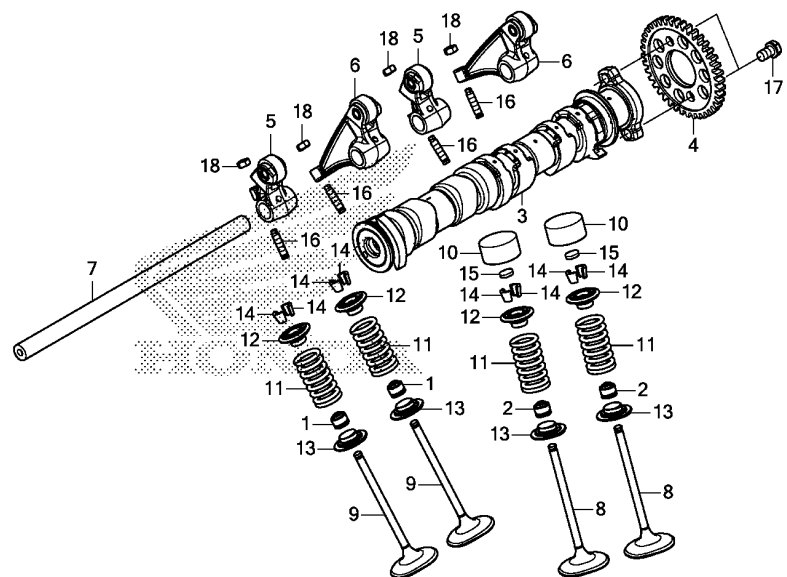


HL64E0200

Ref. No.	Part No.	Description	Reqd. QTY		Serial No.	Parts catalogue code
			SXS1000 S2R '19	S2X '19		
15)	14914-MBB-000	SHIM, TAPPET(1.525)	4	4		
	14915-MBB-000	SHIM, TAPPET(1.550)	4	4		
	14916-MBB-000	SHIM, TAPPET(1.575)	4	4		
	14917-MBB-000	SHIM, TAPPET(1.60)	4	4		
	14918-MBB-000	SHIM, TAPPET(1.625)	4	4		
	14919-MBB-000	SHIM, TAPPET(1.650)	4	4		
	14920-MBB-000	SHIM, TAPPET(1.675)	4	4		
	14921-MBB-000	SHIM, TAPPET(1.70)	4	4		
	14922-MBB-000	SHIM, TAPPET(1.725)	4	4		
	14923-MBB-000	SHIM, TAPPET(1.750)	4	4		
	14924-MBB-000	SHIM, TAPPET(1.775)	4	4		
	14925-MBB-000	SHIM, TAPPET(1.80)	4	4		
	14926-MBB-000	SHIM, TAPPET(1.825)	4	4		
	14927-MBB-000	SHIM, TAPPET(1.850)	4	4		
	14928-MBB-000	SHIM, TAPPET(1.875)	4	4		
	14929-MBB-000	SHIM, TAPPET(1.90)	4	4		
	14930-MBB-000	SHIM, TAPPET(1.925)	4	4		
	14931-MBB-000	SHIM, TAPPET(1.950)	4	4		
	14932-MBB-000	SHIM, TAPPET(1.975)	4	4		
	14933-MBB-000	SHIM, TAPPET(2.00)	4	4		
	14934-MBB-000	SHIM, TAPPET(2.025)	4	4		
	14935-MBB-000	SHIM, TAPPET(2.050)	4	4		
	14936-MBB-000	SHIM, TAPPET(2.075)	4	4		
	14937-MBB-000	SHIM, TAPPET(2.10)	4	4		
	14938-MBB-000	SHIM, TAPPET(2.125)	4	4		
	14939-MBB-000	SHIM, TAPPET(2.150)	4	4		
	14940-MBB-000	SHIM, TAPPET(2.175)	4	4		
	14941-MBB-000	SHIM, TAPPET(2.20)	4	4		
	14942-MBB-000	SHIM, TAPPET(2.225)	4	4		

E-2

CAMSHAFT/VALVE



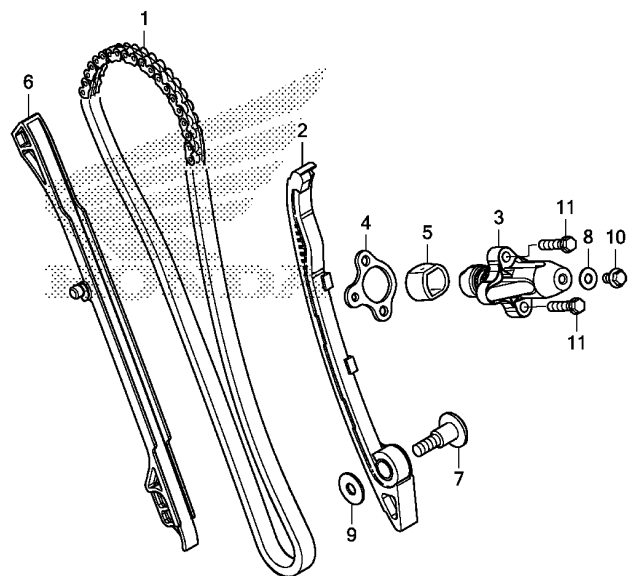
HL64E0200

Ref. No.	Part No.	Description	Reqd. QTY		Serial No.	Parts catalogue code
			SXS1000 S2R '19	S2X '19		
15)	14943-MBB-000	SHIM, TAPPET(2.250)	4	4		
	14944-MBB-000	SHIM, TAPPET(2.275)	4	4		
	14945-MBB-000	SHIM, TAPPET(2.30)	4	4		
	14946-MBB-000	SHIM, TAPPET(2.325)	4	4		
	14947-MBB-000	SHIM, TAPPET(2.350)	4	4		
	14948-MBB-000	SHIM, TAPPET(2.375)	4	4		
	14949-MBB-000	SHIM, TAPPET(2.40)	4	4		
	14950-MBB-000	SHIM, TAPPET(2.425)	4	4		
	14951-MBB-000	SHIM, TAPPET(2.450)	4	4		
	16	90012-HL6-A00	SCREW, TAPPET ADJUSTING	4	4	
	17	90082-HA0-000	BOLT, FLANGE KNOCK, 7X10.5 ..	2	2	
	18	90206-KM3-000	NUT, TAPPET ADJUSTING	4	4	



E-3

CAM CHAIN/TENSIONER



HL64E0300

Service item

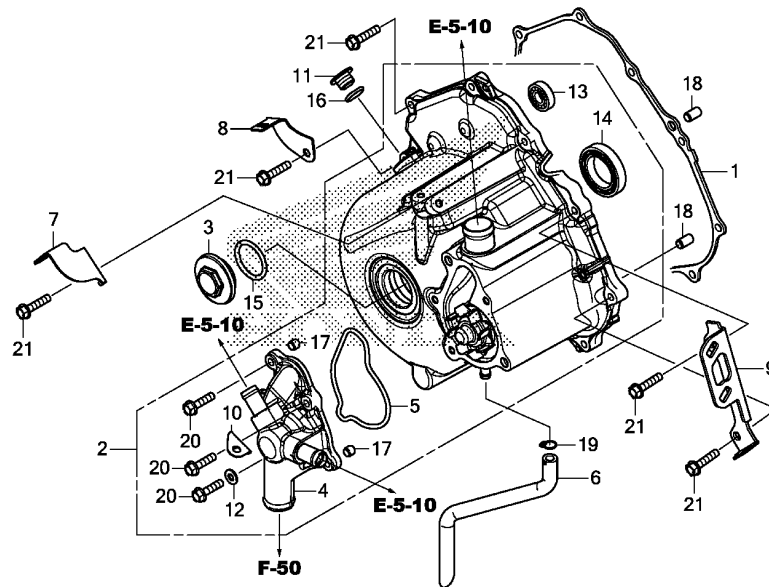
F.R.T.

Ref. No.	Part No.	Description	Reqd. QTY		Serial No.	Parts catalogue code
			SXS1000 S2R '19	S2X '19		
1	14401-MJP-G51	CHAIN, CAM(128L)(BORG WARNER)	1	1		
2	14510-HL6-A00	TENSIONER COMP., CAM CHAIN ..	1	1		
3	14520-HL4-003	LIFTER ASSY., TENSIONER	1	1		
4	14523-HL4-003	GASKET, TENSIONER HOLE	1	1		
5	14524-MBB-000	CAP, LIFTER PAT	1	1		
6	14611-MJP-G50	GUIDE A, CAM CHAIN	1	1		
7	90008-MJP-G50	BOLT, SPECIAL, 8MM	1	1		
8	90442-397-000	WASHER, SEALING, 6MM	1	1		
9	90505-425-000	WASHER, 8MM	1	1		
10	95701-06010-00	BOLT, FLANGE, 6X10	1	1		
11	96001-06025-00	BOLT, FLANGE, 6X25	2	2		

2

E-5

A.C. GENERATOR COVER



Service item

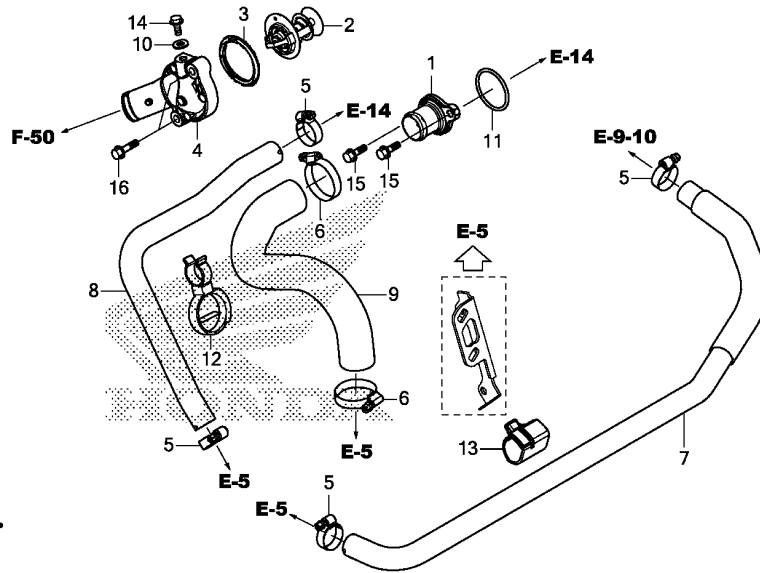
F.R.T.

Ref. No.	Part No.	Description	Reqd. QTY		Serial No.	Parts catalogue code
			SXS1000 S2R '19	S2X '19		
1	11396-HL4-003	GASKET, A.C. GENERATOR COVER	1	1		
2	11400-HL6-A00	COVER ASSY., A.C. GENERATOR	1	1		
3	12361-HP5-600	CAP, TAPPET ADJUSTING HOLE	1	1		
4	19220-HL4-000	COVER COMP., WATER PUMP	1	1		
5	19226-HL4-000	GASKET, WATER PUMP COVER	1	1		
6	19503-HL4-000	HOSE, DRAIN	1	1		
7	32151-HL6-A00	STAY, HARNESS CLIP(B)	1	1		
8	32152-HL6-A00	STAY, HARNESS CLIP(C)	1	1		
9	32159-HL6-A00	STAY, A.C. GENERATOR CORD	1	1		
10	32163-HL4-000	STAY, HARNESS CLIP(C)	1	1		
11	90084-MN8-010	CAP, 14MM	1	1		
12	90441-706-000	WASHER, SEALING, 6MM	1	1		
13	91014-HL4-003	BEARING, RADIAL BALL, 6000	1	1		
14	91015-HL6-A01	BEARING, RADIAL BALL, 6906	1	1		
15	91301-428-003	O-RING, 35.5X3(NOK)	1	1		
16	91303-377-000	O-RING, 13.8X2.5	1	1		
17	91320-KE1-000	DOWEL PIN, 8X7	2	2		
18	94301-08140	DOWEL PIN, 8X14	2	2		
19	95002-02120	CLIP, TUBE(B12)	1	1		
20	95701-06025-00	BOLT, FLANGE, 6X25	5	5		
21	95701-06028-00	BOLT, FLANGE, 6X28	11	11		



E-5-10

WATER HOSE/THERMOSTAT



HL64E0510

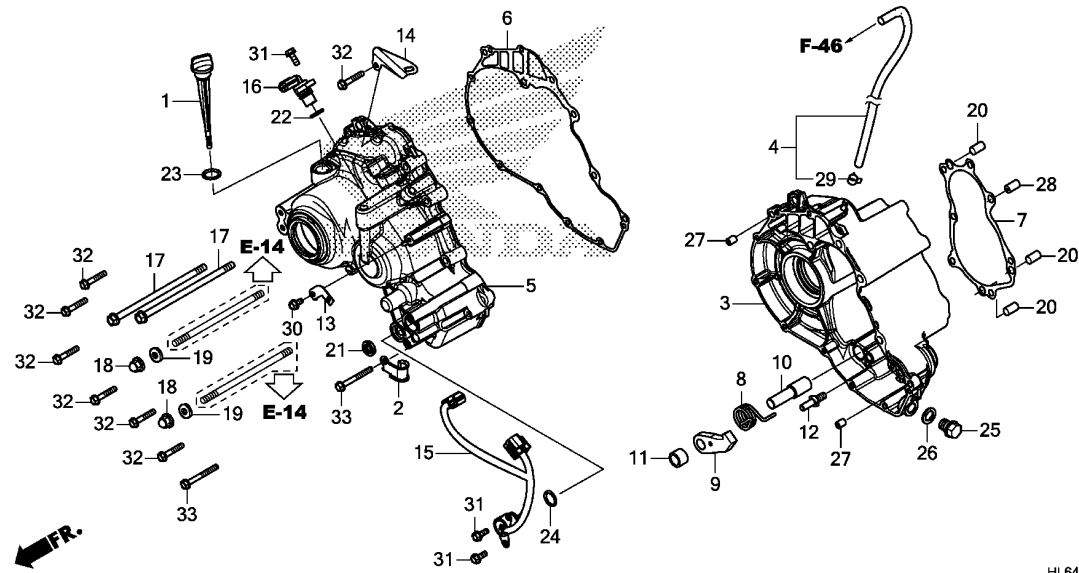
Service item

F.R.T.

Ref. No.	Part No.	Description	Reqd. QTY		Serial No.	Parts catalogue code
			SXS1000 S2R '19	S2X '19		
1	19060-HL4-000	JOINT, WATER	1	1		
2	19300-MCJ-003	THERMOSTAT(FUJI BELLOWS)	1	1		
3	19305-KV3-010	RUBBER, THERMOSTAT	1	1		
4	19315-HL6-A00	COVER, THERMOSTAT	1	1		
5	19504-KY1-003	CLAMP, WATER HOSE, 25MM	4	4		
6	19516-GAG-003	CLAMP, HOSE, 30-37MM	2	2		
7	19522-HL4-000	HOSE, OIL COOLER OUTLET	1	1		
8	19523-HL4-000	HOSE, WATER BYPASS	1	1		
9	19524-HL4-000	HOSE, WATER	1	1		
10	90441-706-000	WASHER, SEALING, 6MM	1	1		
11	91356-425-003	O-RING, 30MM	1	1		
12	91558-HL4-003	CLIP, WATER HOSE	1	1		
13	91558-TA0-003	CLIP, WIRE HARNESS(BLACK)	1	1		
14	95701-06012-08	BOLT, FLANGE, 6X12	1	1		
15	95701-06018-00	BOLT, FLANGE, 6X18	2	2		
16	95701-06028-00	BOLT, FLANGE, 6X28	2	2		

E-6-10

SUB TRANSMISSION CASE



HL64E0610

Service item

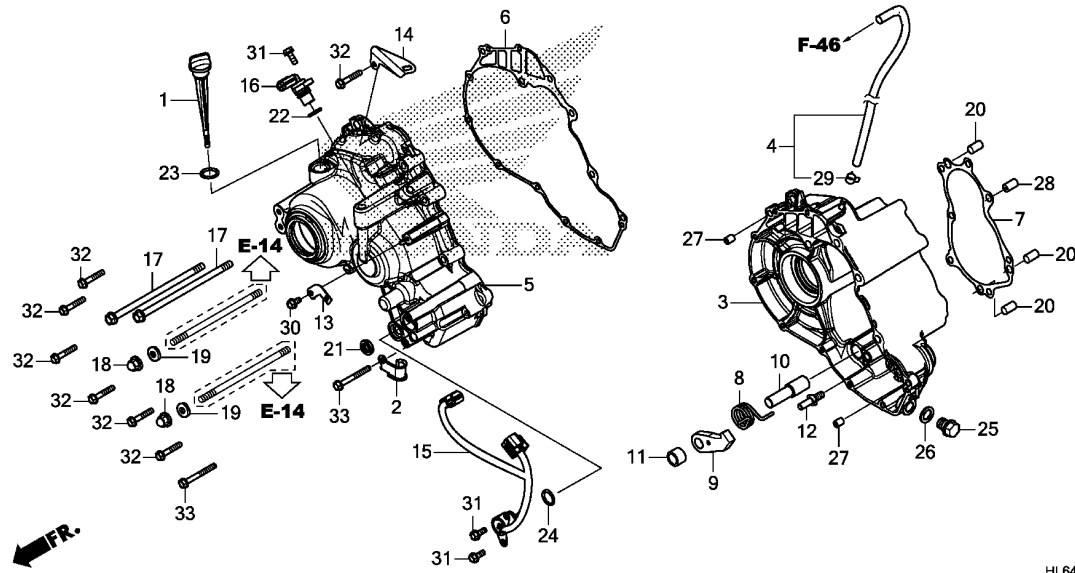
F.R.T.

Ref. No.	Part No.	Description	Reqd. QTY		Serial No.	Parts catalogue code
			SXS1000 S2R '19	S2X '19		
1	15650-HL4-000	GAUGE, OIL LEVEL	1	1		
2	19530-HL4-000	CLAMPER, DRAIN HOSE	1	1		
3	21100-HL6-A00	CASE COMP., SUB TRANSMISSION	1	1		
4	21111-HL6-A00	TUBE ASSY., BREATHER	1	1		
5	21200-HL6-A00	COVER COMP., SUB TRANSMISSION	1	1		
6	21205-HL4-003	GASKET, SUB TRANSMISSION COVER	1	1		
7	21206-HL6-A01	GASKET, SUB TRANSMISSION CASE	1	1		
8	24552-HL4-000	SPRING, PARKING PAWL	1	1		
9	24561-PL4-020	PAWL, PARKING BRAKE	1	1		
10	24562-HL4-000	SHAFT, PARKING	1	1		
11	24563-HL4-000	COLLAR, PARKING	1	1		
12	24652-HL4-000	PIN, GEARSHIFT RETURN SPRING	1	1		
13	32154-HL6-A00	STAY, COUPLER	1	1		
14	32158-HL6-A00	STAY, SENSOR CORD	1	1		
15	35759-HL6-A01	SWITCH ASSY., SUB DRUM POSITION	1	1		
16	37700-KZR-601	SENSOR ASSY., SPEED(TDK-EPC)	1	1		
17	90017-HL4-000	BOLT, FLANGE, 8X165	2	2		
18	90307-MJE-D00	NUT, HEX. CAP, 8MM	2	2		
19	90441-286-000	WASHER, SEALING, 8MM	2	2		
20	90701-MV9-670	DOWEL PIN, 10X16	3	3		
21	91205-KF0-003	OIL SEAL, 12X20X5 (ARAI)	1	1		
22	91303-KF0-003	O-RING, 14.8X2.4 (ARAI)	1	1		
23	91307-KF0-003	O-RING, 18X3 (ARAI)	1	1		
24	91333-567-010	O-RING, 17.0X2.5	1	1		



E-6-10

SUB TRANSMISSION CASE

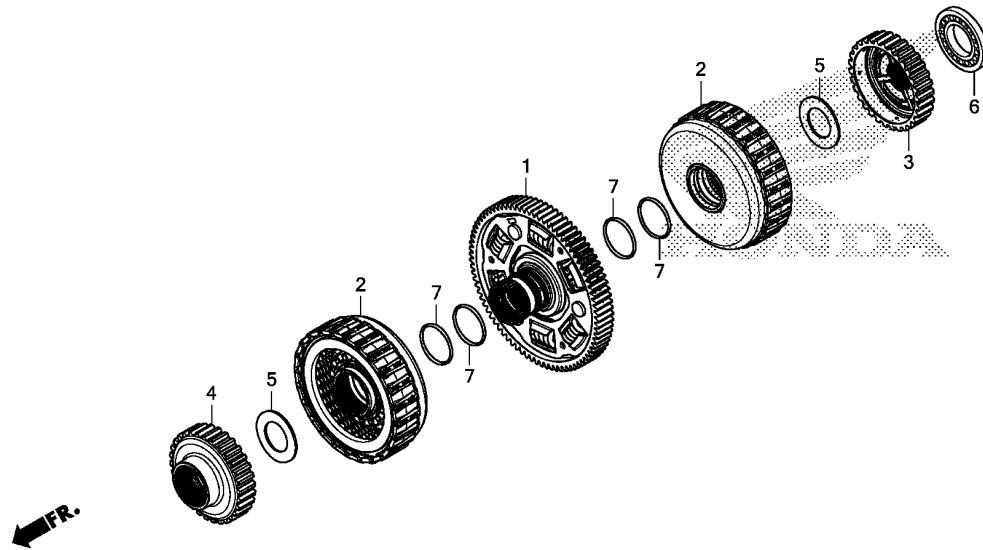


HL64E0610

Ref. No.	Part No.	Description	Reqd. QTY		Serial No.	Parts catalogue code
			SXS1000 S2R '19	S2X '19		
25	92800-14000	BOLT, DRAIN PLUG, 14MM	1	1		
26	94109-14000	WASHER, DRAIN PLUG, 14MM	1	1		
27	94301-08140	DOWEL PIN, 8X14	2	2		
28	94301-10160	DOWEL PIN, 10X16	1	1		
29	95002-41000-08	CLAMP, TUBE(D10)	1	1		
30	95701-06012-00	BOLT, FLANGE, 6X12	1	1		
31	95701-06016-00	BOLT, FLANGE, 6X16	3	3		
32	95701-06035-00	BOLT, FLANGE, 6X35	7	7		
33	95701-06055-00	BOLT, FLANGE, 6X55	2	2		

E-7

CLUTCH



HL64E0700

Service item

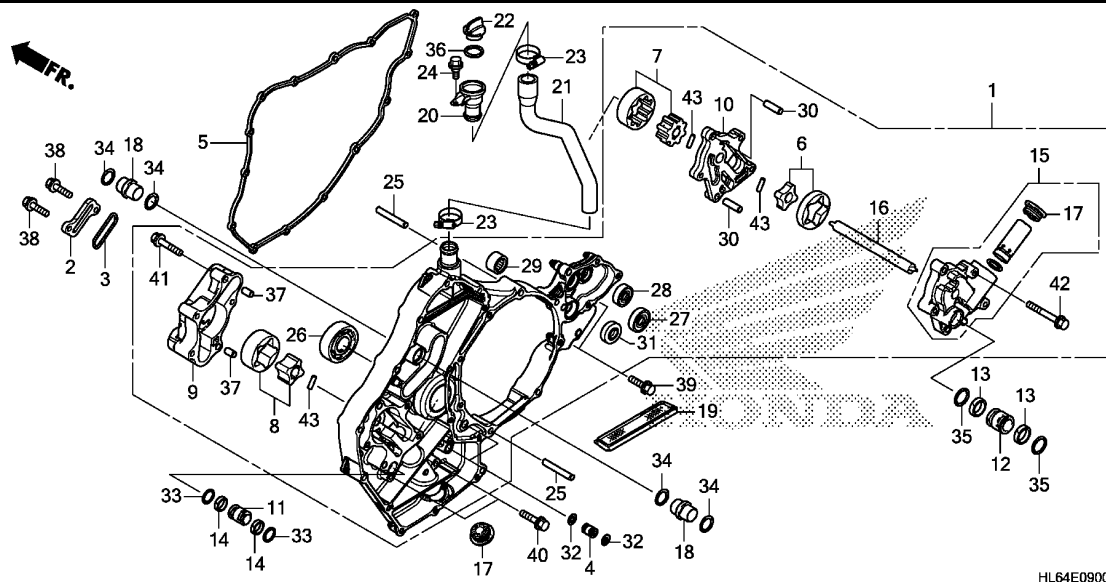
F.R.T.

Ref. No.	Part No.	Description	Reqd. QTY		Serial No.	Parts catalogue code
			SXS1000 S2R '19	S2X '19		
1	22100-HL6-A01	GEAR COMP., PRIMARY DRIVEN (81T)	1	1		
2	22500-HL6-A01	CLUTCH ASSY.	2	2		
3	23405-HL4-010	GUIDE, FIRST CLUTCH GEAR(30T)	1	1		
4	23406-HL4-000	GUIDE, SECOND CLUTCH GEAR(30T)	1	1		
5	90403-HL4-000	WASHER, 29.5X50X2	2	2		
6	91029-HL4-003	BEARING, RADIAL BALL, 40X68X7.5	1	1		
7	91302-RGC-003	O-RING, 35X2.2	4	4		



E-9

OIL PUMP



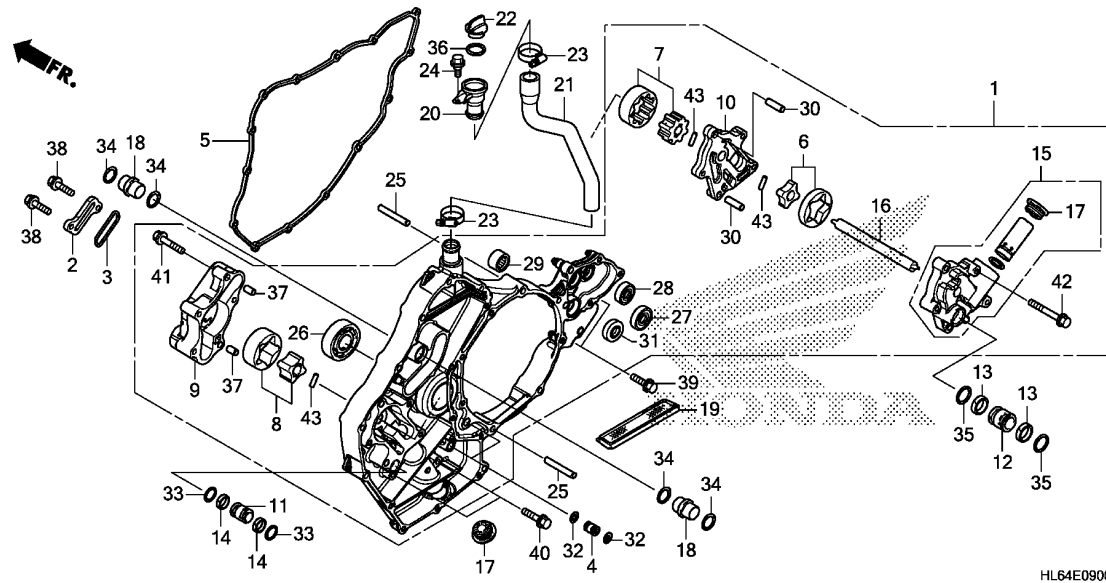
Service item	F.R.T.
--------------	--------

HL64E0900

Ref. No.	Part No.	Description	Reqd. QTY		Serial No.	Parts catalogue code
			SXS1000	S2R S2X '19 '19		
1	11310-HL6-A00	SPACER ASSY., RR. COVER	1	1		
2	11322-HL4-000	COVER, SPACER	1	1		
3	11323-HL4-000	O-RING, SPACER COVER	1	1		
4	11334-HN8-010	PIN, OIL GUIDE, 10MM	2	2		
5	11394-HL4-003	GASKET, SPACER RR. COVER	1	1		
6	15020-HL4-000	ROTOR SET A, OIL PUMP	1	1		
7	15030-HL4-003	ROTOR SET B, OIL PUMP	1	1		
8	15040-HL4-000	ROTOR SET C, OIL PUMP	1	1		
9	15101-HL4-000	BODY, OIL PUMP	1	1		
10	15102-HL4-000	PLATE, OIL PUMP	1	1		
11	15104-HL4-000	JOINT, LINE(DCT)	1	1		
12	15105-HL4-000	JOINT, FEED LINE	1	1		
13	15107-HL4-000	RING, BACK UP, 16X20	2	2		
14	15108-HL4-000	RING, BACK UP, 12X15	2	2		
15	15110-HL4-000	COVER COMP., OIL PUMP	1	1		
16	15111-HL4-000	SHAFT, OIL PUMP	1	1		
17	15234-MGS-D20	BOLT, SEALING, 24MM	2	2		
18	15235-HN2-000	JOINT, SPECIAL	2	2		
19	15421-HL4-000	SCREEN, OIL FILTER	1	1		
20	15622-HL6-A00	NECK, OIL FILLER	1	1		
21	15623-HL6-A00	TUBE, FILLER NECK	1	1		
22	15651-HN2-000	CAP, OIL TANK	1	1		
23	19517-ML7-691	CLAMP, HOSE, 22-29MM	2	2		
24	90111-162-000	BOLT, FLANGE, 6MM	1	1		
25	90701-HN2-000	DOWEL PIN, 8X50	2	2		

E-9

OIL PUMP

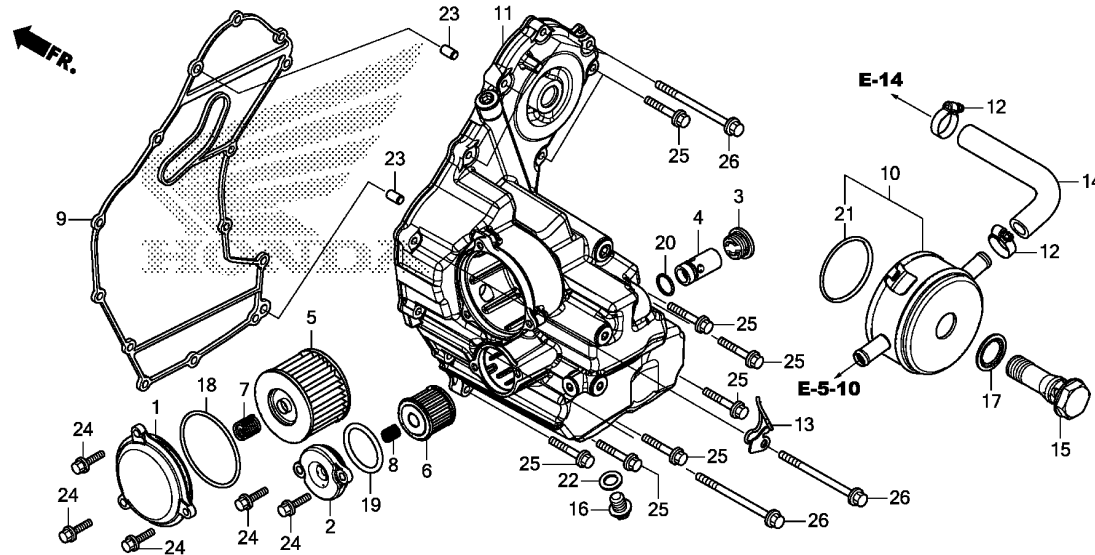


Ref. No.	Part No.	Description	Reqd. QTY		Serial No.	Parts catalogue code
			SXS1000 S2R '19	S2X '19		
26	91001-GF6-004	BEARING, RADIAL BALL, 6304 ..	1	1		
27	91026-MGS-D21	BEARING, RADIAL BALL, 607ZZ -	1	1		
28	91027-MGS-D21	BEARING, RADIAL BALL, 696ZZ -	1	1		
29	91028-MGS-D21	BEARING, NEEDLE, 14X20X12 ...	1	1		
30	91103-KT7-000	DOWEL PIN, 8X26.4	2	2		
31	91205-KF0-003	OIL SEAL, 12X20X5 (ARAI)	1	1		
32	91301-473-003	O-RING, 7X1.7	4	4		
33	91301-KYJ-901	O-RING, 11.8X1.9	2	2		
34	91303-KF0-003	O-RING, 14.8X2.4 (ARAI)	4	4		
35	91305-HL6-A00	O-RING, 15.8X2.4	2	2		
36	91307-MK5-000	O-RING, 28X3	1	1		
37	94301-08140	DOWEL PIN, 8X14	2	2		
38	95701-06020-00	BOLT, FLANGE, 6X20	2	2		
39	95701-06028-00	BOLT, FLANGE, 6X28	2	2		
40	95701-06035-00	BOLT, FLANGE, 6X35	2	2		
41	95701-06040-00	BOLT, FLANGE, 6X40	5	5		
42	95701-06050-00	BOLT, FLANGE, 6X50	5	5		
43	96220-50178	ROLLER, 5X17.8	3	3		



E-9-10

OIL COOLER



HL64E0910

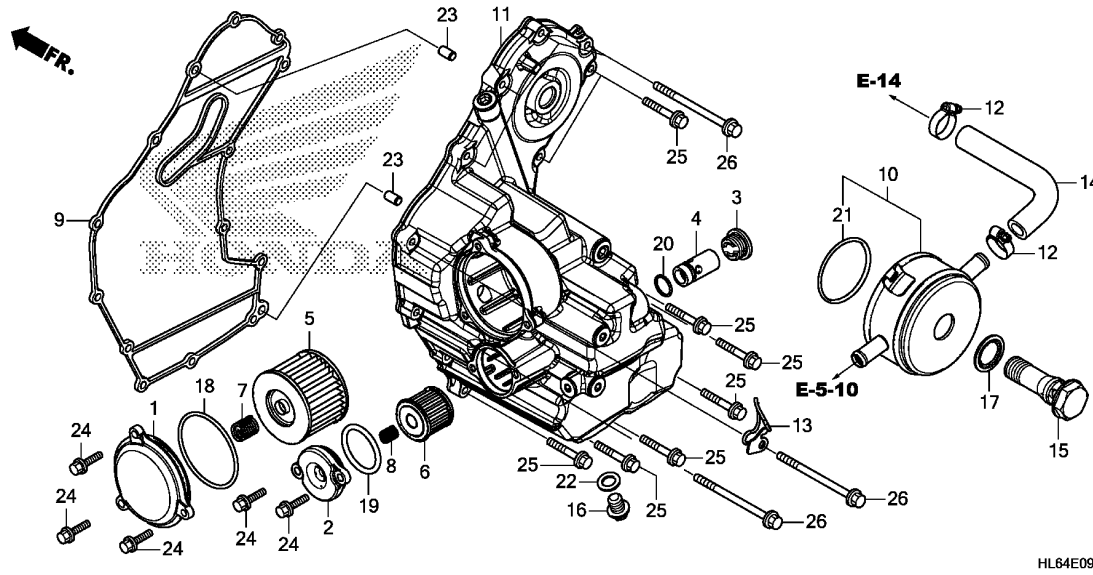
Service item

F.R.T.

Ref. No.	Part No.	Description	Reqd. QTY		Serial No.	Parts catalogue code
			SXS1000	S2R S2X		
			'19	'19		
1	11333-HL4-000	COVER, OIL FILTER	1	1		
2	11337-HL4-000	COVER, OIL FILTER	1	1		
3	15233-MGS-D30	BOLT, SEALING, 22MM	1	1		
4	15240-HL4-000	VALVE ASSY., RELIEF	1	1		
5	15412-HP7-A01	ELEMENT, OIL FILTER	1	1		
6	15412-MGS-D21	ELEMENT, OIL FILTER	1	1		
7	15414-KF0-000	SPRING, OIL FILTER ELEMENT SETTING	1	1		
8	15414-MEB-670	SPRING, OIL FILTER	1	1		
9	15615-HL4-003	GASKET, OIL TANK	1	1		
10	15700-HL4-003	COOLER COMP., OIL	1	1		
11	15710-HL6-A00	COVER COMP., OIL TANK	1	1		
12	19504-KY1-003	CLAMP, WATER HOSE, 25MM	2	2		
13	19520-HL4-000	GUIDE, WATER HOSE	1	1		
14	19521-HL4-000	HOSE, OIL COOLER IN.	1	1		
15	90019-HL4-000	BOLT, OIL COOLER	1	1		
16	90131-883-000	BOLT, DRAIN PLUG, 12X15	1	1		
17	90402-MFJ-D01	WASHER, SEALING, 34.5MM	1	1		
18	91301-107-000	O-RING, 75X2.5	1	1		
19	91302-PA9-003	O-RING, 39.8X2.2 (ARAI)	1	1		
20	91313-MB0-003	O-RING, 14.7X2.2 (ARAI)	1	1		
21	91354-MCT-003	O-RING, OIL COOLER	1	1		
22	94109-12000	WASHER, DRAIN PLUG, 12MM	1	1		
23	94301-08140	DOWEL PIN, 8X14	2	2		
24	95701-06018-00	BOLT, FLANGE, 6X18	5	5		

E-9-10

OIL COOLER



Ref. No.	Part No.	Description	Reqd. QTY		Serial No.	Parts catalogue code
			SXS1000 S2R '19	S2X '19		
25	95701-06028-00	BOLT, FLANGE, 6X28	8	8		
26	95701-06065-00	BOLT, FLANGE, 6X65	6	6		

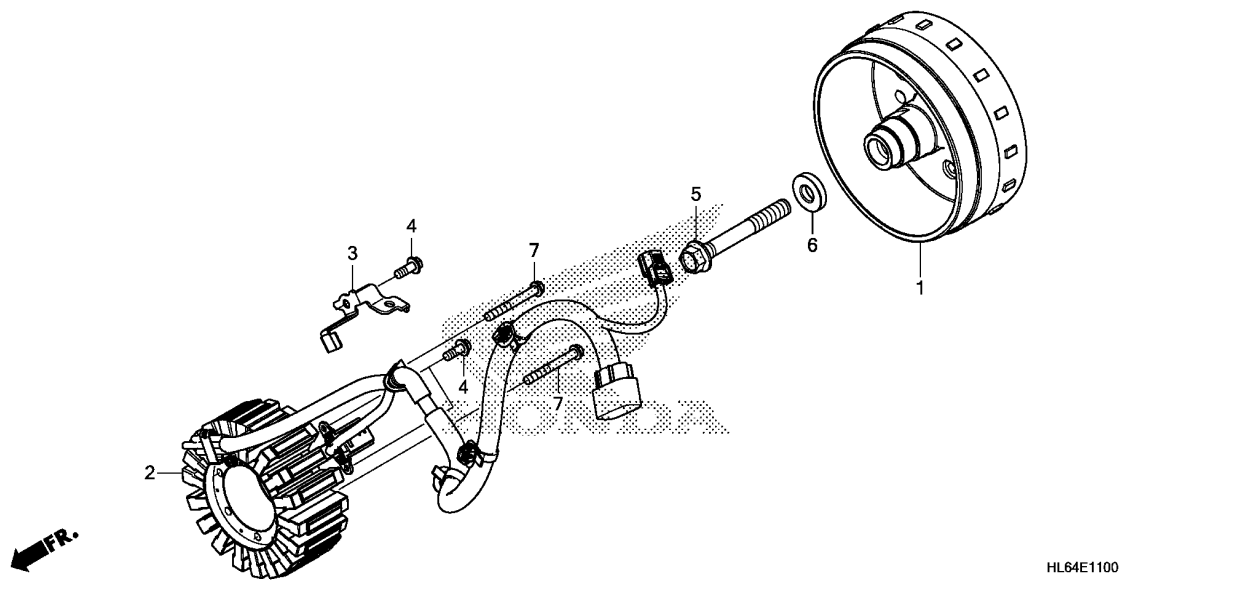


E-11

GENERATOR

Service item

F.R.T.



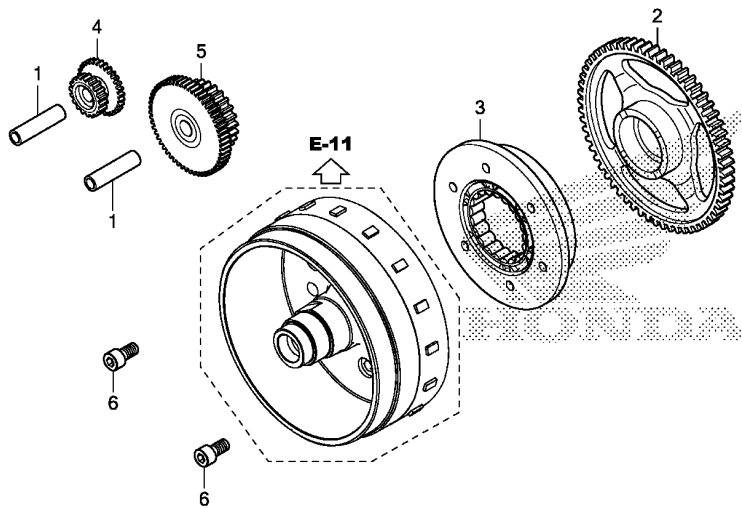
HL64E1100

Ref. No.	Part No.	Description	Reqd. QTY		Serial No.	Parts catalogue code
			SXS1000 S2R '19	S2X S2X '19		
1	31110-HL6-A01	FLYWHEEL COMP.	1	1		
2	31120-HL6-A01	STATOR COMP.	1	1		
3	32112-HL6-A00	CLAMPER, A.C. GENERATOR CORD	1	1		
4	90004-GHB-630	BOLT, FLANGE, 6X16(NSHF)	3	3		
5	90081-HR0-F20	BOLT, SPECIAL, 12MM	1	1		
6	90401-HL4-000	WASHER, 12.3X29X6	1	1		
7	96001-06045-07	BOLT, FLANGE, 6X45	4	4		

2

E-12

STARTING CLUTCH



HL64E1200

Service item

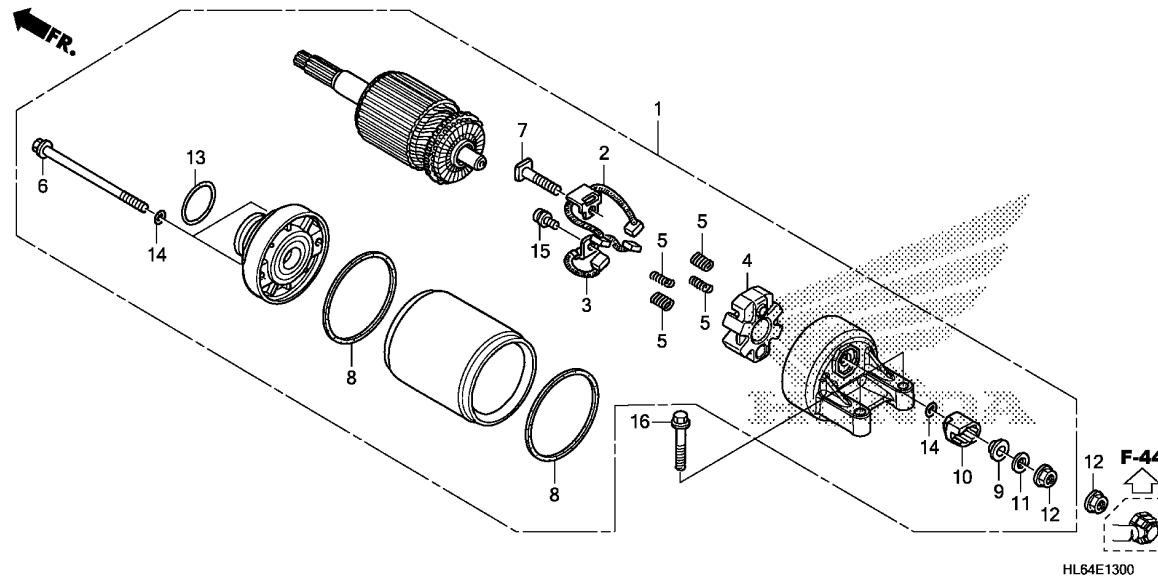
F.R.T.

Ref. No.	Part No.	Description	Reqd. QTY		Serial No.	Parts catalogue code
			SXS1000 S2R '19	S2X '19		
1	28102-ME9-000	PIN, 10X44	2	2		
2	28110-HL4-000	GEAR COMP., STARTING DRIVEN (75T)	1	1		
3	28125-HL6-A01	OUTER COMP., STARTING CLUTCH	1	1		
4	28131-HL4-000	GEAR, STARTER REDUCTION (18T/29T)	1	1		
5	28160-HL4-000	GEAR COMP., STARTER REDUCTION (18T/58T)	1	1		
6	90010-MCH-000	BOLT, SOCKET, 8MM	6	6		



E-13

STARTING MOTOR



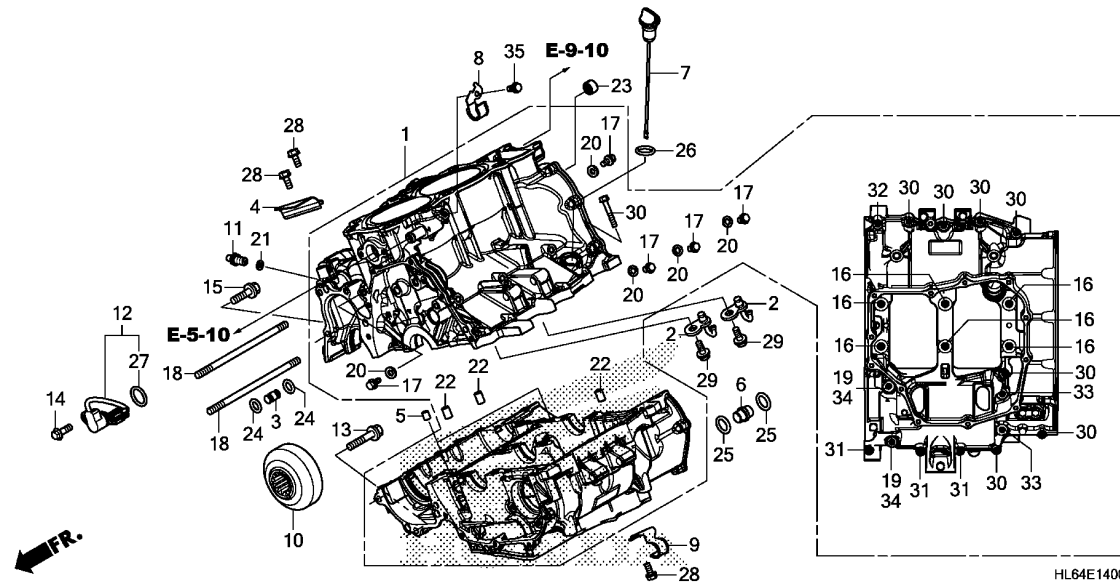
Service item

F.R.T.

Ref. No.	Part No.	Description	Reqd. QTY		Serial No.	Parts catalogue code
			SXS1000 S2R '19	S2X '19		
1	31200-HL4-003	MOTOR ASSY., STARTER	1	1		
2	31201-MEW-921	BRUSH SET A, CARBON	1	1		
3	31202-MEW-921	BRUSH SET B, CARBON	1	1		
4	31203-MEW-921	HOLDER, BRUSH	1	1		
5	31204-MEW-921	SPRING, CARBON BRUSH	4	4		
6	31205-MEW-921	BOLT, SETTING	2	2		
7	31206-MEW-921	BOLT, TERMINAL	1	1		
8	31207-KS5-901	RING	2	2		
9	31208-MEW-921	INSULATOR	1	1		
10	31209-MEW-921	STOPPER, TERMINAL	1	1		
11	31210-MEW-921	WASHER	1	1		
12	90071-MB0-000	NUT-WASHER, 6MM	2	2		
13	91309-425-003	O-RING, 24.4X3.1 (ARAI)	1	1		
14	91320-MB0-000	O-RING, 4X2	3	3		
15	93892-05012-08	SCREW-WASHER, 5X12	1	1		
16	95801-06028-00	BOLT, FLANGE, 6X28	2	2		

E-14

CRANKCASE



Service item

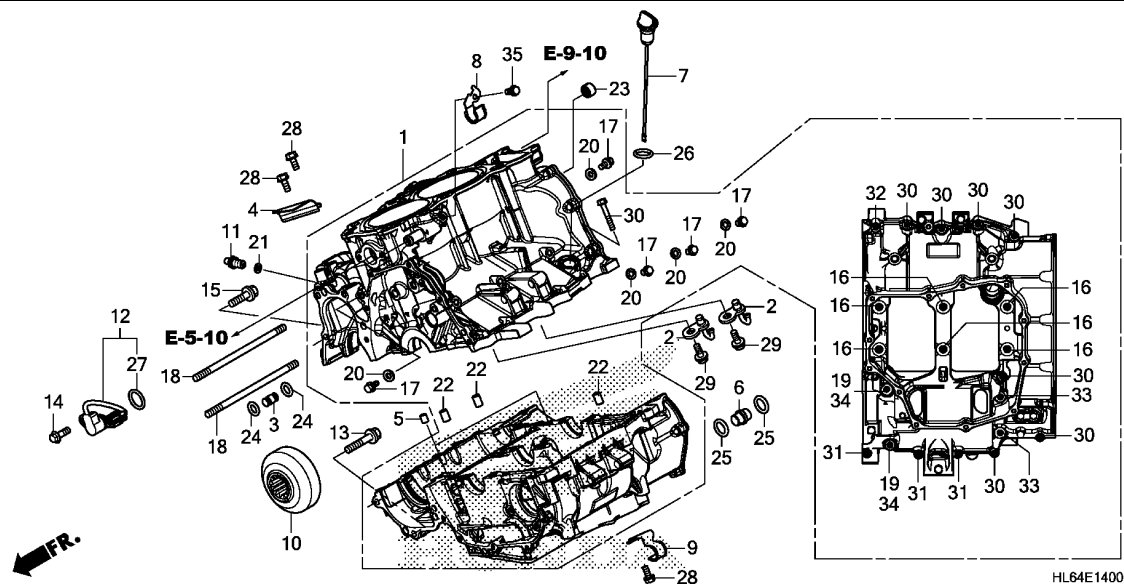
F.R.T.

Ref. No.	Part No.	Description	Reqd. QTY		Serial No.	Parts catalogue code
			SXS1000 S2R '19	S2X '19		
1	11000-HL6-A00	CRANKCASE SET	1	1		
2	11140-HL6-A02	JET COMP., PISTON	2	2		
3	11145-HL4-000	PIN, OIL GUIDE, 8MM	1	1		
4	11150-HL4-000	COVER, ANGLE SENSOR	1	1		
5	11207-HL4-000	ORIFICE, 1.3MM	2	2		
6	15236-HL4-000	JOINT, SPECIAL	1	1		
7	15660-HL6-A00	GAUGE, OIL LEVEL	1	1		
8	17560-HL6-A00	STAY, FUEL HOSE	1	1		
9	19510-HL6-A00	STAY, OIL COOLER HOSE	1	1		
10	23060-HL6-A00	DAMPER ASSY., FINAL DRIVE ...	1	1		
11	35600-HL4-003	SWITCH ASSY., NEUTRAL	1	1		
12	38800-HL6-A01	SENSOR ASSY., ANGLE(350DEGREE)	1	1		
13	90003-MCS-000	BOLT, FLANGE, 8X40	2	2		
14	90011-MGE-D00	BOLT, KNOCK, 6MM	1	1		
15	90014-HL4-000	BOLT, FLANGE, 8X28	1	1		
16	90015-HL4-003	BOLT, FLANGE, 10X110	6	6		
17	90024-612-000	BOLT, SEALING, 8MM	5	5		
18	90031-HL4-000	BOLT, STUD, 8X167	2	2		
19	90442-MR1-770	WASHER, SEALING, 8MM	2	2		
20	90471-580-000	PACKING, 8MM	5	5		
21	90545-MC0-000	WASHER, OIL BOLT	1	1		
22	90701-MV9-670	DOWEL PIN, 10X16	3	3		
23	91024-MGS-D21	BEARING, NEEDLE, 12X18X12 ...	1	1		
24	91305-MG7-003	O-RING, 5X1.7(ARAI)	2	2		
25	91306-HL4-000	O-RING, 22.8X2.4	2	2		



E-14

CRANKCASE

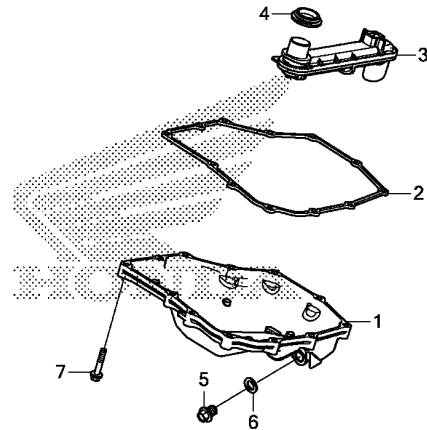


Ref. No.	Part No.	Description	Reqd. QTY		Serial No.	Parts catalogue code
			SXS1000 S2R '19	S2X '19		
26	91307-035-000	O-RING, 18X3	1	1		
27	91310-MGE-D01	O-RING, 16.5X2.5	1	1		
28	95701-06014-00	BOLT, FLANGE, 6X14	3	3		
29	95701-06016-00	BOLT, FLANGE, 6X16	2	2		
30	95701-06040-00	BOLT, FLANGE, 6X40	8	8		
31	95701-06050-00	BOLT, FLANGE, 6X50	3	3		
32	95701-06060-00	BOLT, FLANGE, 6X60	1	1		
33	95701-08040-00	BOLT, FLANGE, 8X40	2	2		
34	95701-08065-00	BOLT, FLANGE, 8X65	2	2		
35	96001-06012-00	BOLT, FLANGE, 6X12	1	1		

E-14-10

OIL PAN

FR.



HL64E1410

Service item

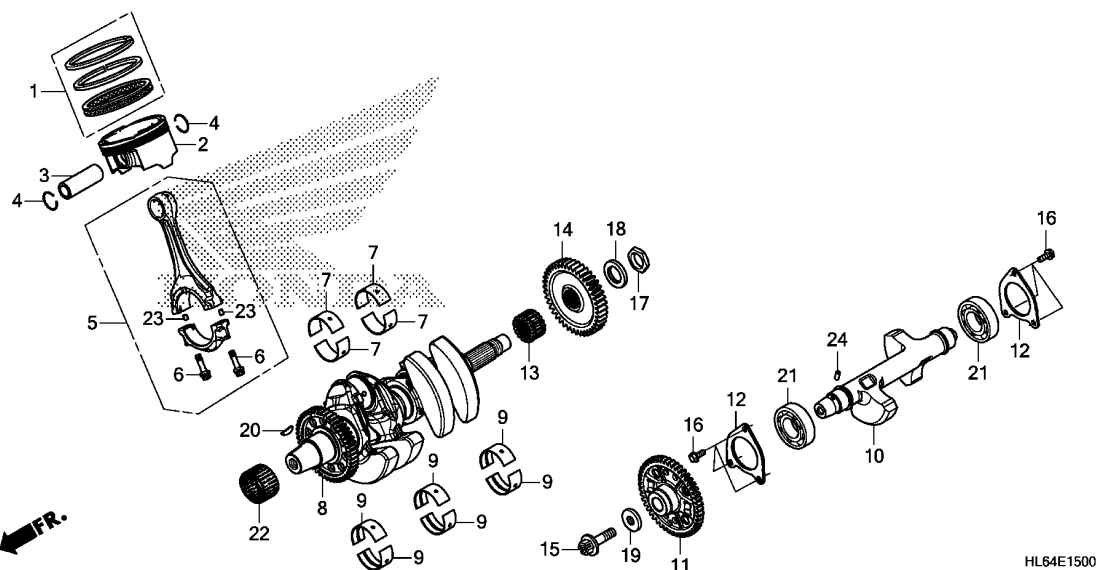
F.R.T.

Ref. No.	Part No.	Description	Reqd. QTY		Serial No.	Parts catalogue code
			SXS1000 S2R '19	S2X '19		
1	11211-HL6-A00	PAN, OIL	1	1		
2	11395-HL4-003	GASKET, OIL PAN	1	1		
3	15150-HL4-003	STRAINER COMP., OIL	1	1		
4	15154-MAT-000	PACKING, OIL STRAINER	1	1		
5	92800-14000	BOLT, DRAIN PLUG, 14MM	1	1		
6	94109-14000	WASHER, DRAIN PLUG, 14MM	1	1		
7	95701-06030-00	BOLT, FLANGE, 6X30	12	12		

2

E-15

CRANKSHAFT/PISTON



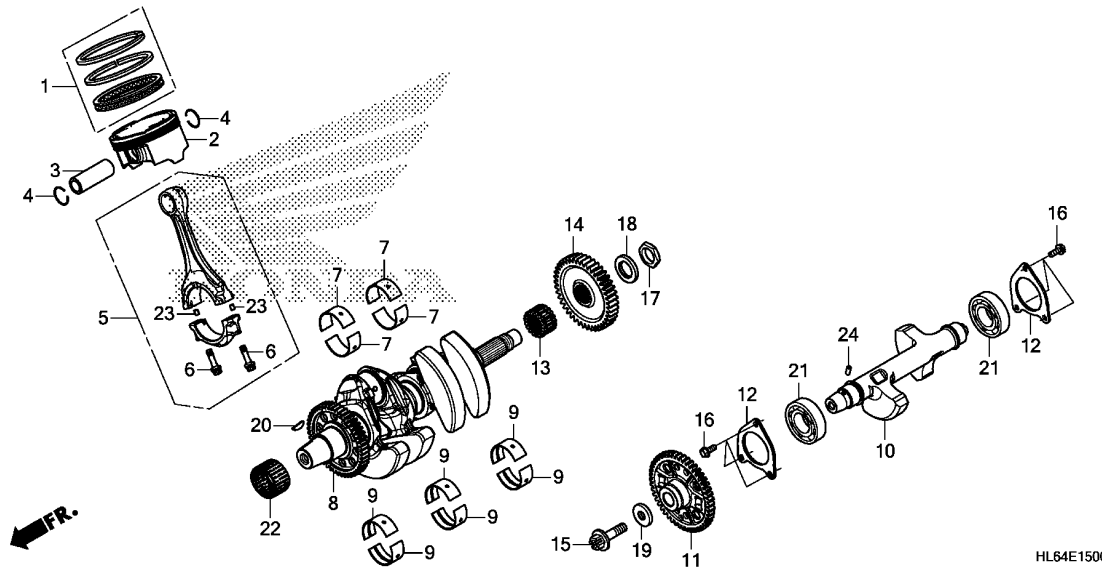
Service item

F.R.T.

Ref. No.	Part No.	Description	Reqd. QTY		Serial No.	Parts catalogue code
			SXS1000 S2R '19	S2X '19		
1	13010-HL6-305	RING SET, PISTON(STD.)	2	2		
	13011-HL6-305	RING SET, PISTON(O.S. 0.25) ..	(2)	(2)		
2	13101-HL6-A00	PISTON(STD.)	2	2		
	13102-HL6-305	PISTON(O.S. 0.25)	(2)	(2)		
3	13111-MJP-G50	PIN, PISTON	2	2		
4	13112-MC7-000	CLIP, PISTON PIN, 22MM	4	4		
5	13210-MJP-G50	ROD ASSY., CONNECTING	2	2		
6	13213-MJP-G51	BOLT, CONNECTING ROD	4	4		
7	13214-MJP-G51	BEARING A, CONNECTING ROD (BLUE)	4	4		
	13215-MJP-G51	BEARING B, CONNECTING ROD (BLACK)	4	4		
	13216-MJP-G51	BEARING C, CONNECTING ROD (BROWN)	4	4		
	13217-MJP-G51	BEARING D, CONNECTING ROD (GREEN)	4	4		
	13218-MJP-G51	BEARING E, CONNECTING ROD (YELLOW)	4	4		
8	13300-HL6-A00	CRANKSHAFT COMP.	1	1		
9	13315-HL4-003	BEARING A, CRANKSHAFT(BROWN)	6	6		
	13316-HL4-003	BEARING B, CRANKSHAFT(GREEN)	6	6		
	13317-HL4-003	BEARING C, CRANKSHAFT(YELLOW)	6	6		
	13318-HL4-003	BEARING D, CRANKSHAFT(WHITE)	6	6		
	13319-HL4-003	BEARING E, CRANKSHAFT(PURPLE)	6	6		
10	13421-HL6-A00	SHAFT, BALANCER	1	1		
11	13422-HL6-A00	GEAR, BALANCER DRIVEN(48T) ..	1	1		
12	13481-HL4-000	PLATE, BALANCER BEARING SET ..	2	2		

E-15

CRANKSHAFT/PISTON

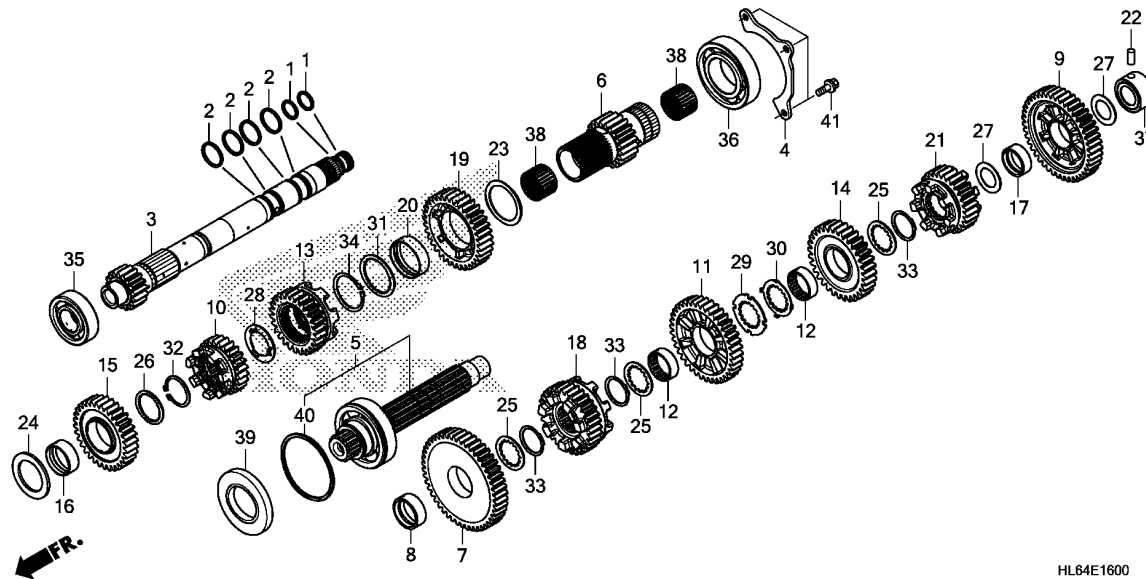


Ref. No.	Part No.	Description	Reqd. QTY		Serial No.	Parts catalogue code
			SXS1000 S2R '19	S2X '19		
13	14311-MJP-G50	SPROCKET, TIMING(19T)	1	1		
14	23103-HL6-A00	GEAR, PRIMARY DRIVE(43T)	1	1		
15	90005-HL4-000	BOLT, SPECIAL, 10X37.2 (LEFT HAND THREAD)	1	1		
16	90012-HL4-000	BOLT, FLANGE, 6X16	6	6		
17	90201-HL4-000	NUT, LOCK, 22MM	1	1		
18	90404-HL4-000	WASHER, 22X37X5	1	1		
19	90405-HL4-000	WASHER, 10.3X30X5	1	1		
20	90742-KYJ-900	KEY, WOODRUFF, 25X18	1	1		
21	91016-HL4-003	BEARING, RADIAL BALL SPECIAL, 62/28	2	2		
22	91018-HL4-003	BEARING, NEEDLE, 39X44X23.8 .	1	1		
23	94303-04065	PIN C, DOWEL, 4X6.5	4	4		
24	96220-40100	ROLLER, 4X10	1	1		



E-16

TRANSMISSION



HL64E1600

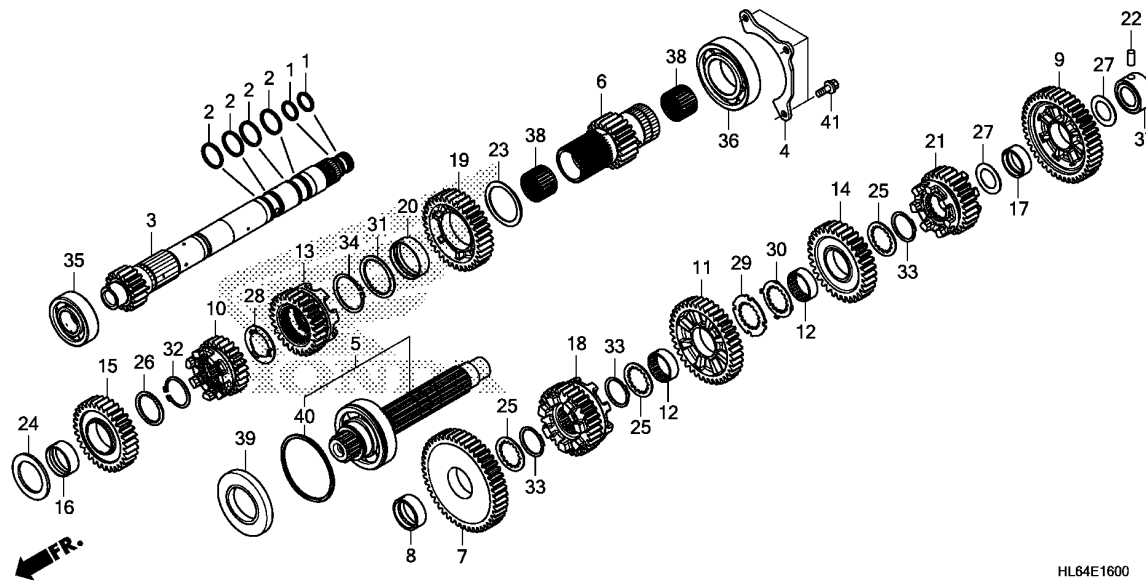
Service item

F.R.T.

Ref. No.	Part No.	Description	Reqd. QTY		Serial No.	Parts catalogue code
			SXS1000	S2R S2X		
			'19	'19		
1	22814-RGC-003	RING, SEAL, 21.2MM	2	2		
2	22815-MGE-D01	RING, SEAL, 28MM	4	4		
3	23210-HL4-000	MAINSHAFT COMP., INNER(17T) -	1	1		
4	23213-HL4-000	PLATE, BEARING SETTING	1	1		
5	23220-HL4-000	COUNTERSHAFT COMP.	1	1		
6	23231-HL4-000	MAINSHAFT, OUTER(21T)	1	1		
7	23421-HL4-000	GEAR, COUNTERSHAFT FIRST(47T)	1	1		
8	23422-HL4-000	COLLAR, 30X35X13	1	1		
9	23441-HL4-000	GEAR, COUNTERSHAFT SECOND(43T)	1	1		
10	23451-HL4-000	GEAR, MAINSHAFT THIRD(24T) ..	1	1		
11	23461-HL4-000	GEAR, COUNTERSHAFT THIRD(38T)	1	1		
12	23462-MAT-000	COLLAR, SPLINE, 30X11	2	2		
13	23471-HL4-000	GEAR, MAINSHAFT FOURTH(26T) -	1	1		
14	23481-HL4-000	GEAR, COUNTERSHAFT FOURTH(32T)	1	1		
15	23491-HL6-A00	GEAR, MAINSHAFT FIFTH(32T) ..	1	1		
16	23492-HL4-000	COLLAR, 32X35X13.5	1	1		
17	23495-HL4-000	COLLAR, 22X25X13	1	1		
18	23501-HL6-A00	GEAR, COUNTERSHAFT FIFTH(31T)	1	1		
19	23511-HL6-A00	GEAR, MAINSHAFT SIXTH(35T) ..	1	1		
20	23512-MGE-D00	COLLAR, 40X43X12.5	1	1		
21	23521-HL6-A00	GEAR, COUNTERSHAFT SIXTH(28T)	1	1		
22	24261-283-000	PIN, GEARSHIFT FORK GUIDE ...	1	1		
23	90411-MGE-D00	WASHER, 40.2X51X1	1	1		
24	90445-KE5-000	WASHER, 32MM	1	1		
25	90452-HL4-000	WASHER, SPLINE, 30X38X1.5 ...	3	3		

E-16

TRANSMISSION



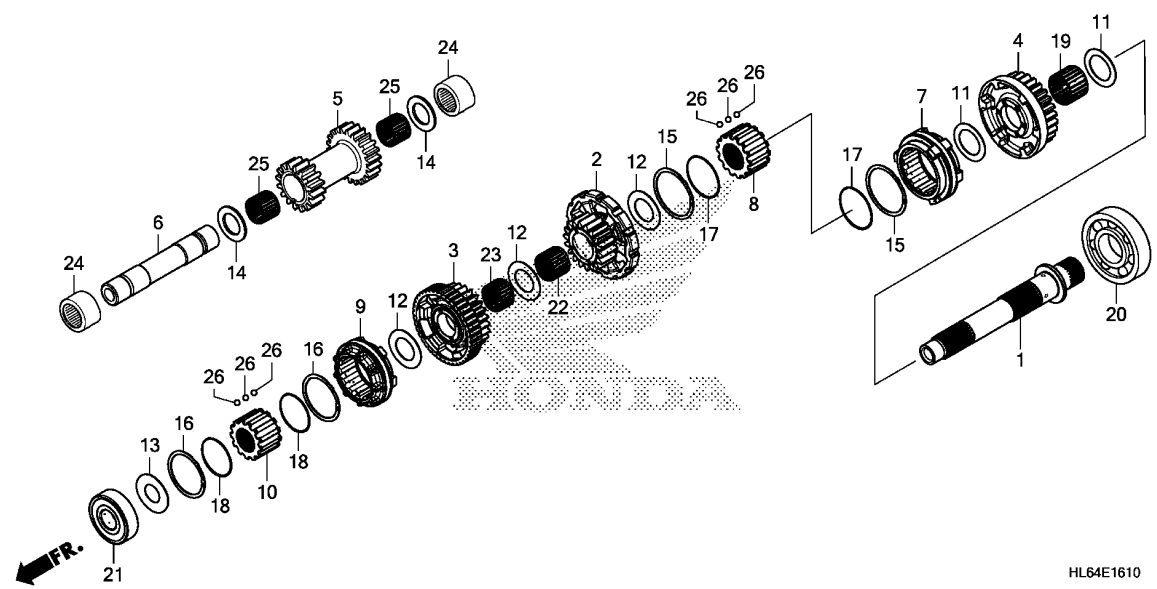
HL64E1600

Ref. No.	Part No.	Description	Reqd. QTY		Serial No.	Parts catalogue code
			SXS1000	S2R S2X		
			'19	'19		
26	90452-MCA-000	WASHER, SPLINE, 32X17X1.667	1	1		
27	90455-ML7-000	WASHER B, THRUST, 22MM(BLUE)	2	2		
28	90463-HL4-000	WASHER, SPECIAL, 28X42X2	1	1		
29	90463-MAT-000	WASHER, SPLINE, 30MM	1	1		
30	90464-MAT-000	WASHER, LOCK, 30MM	1	1		
31	90493-MGE-D00	WASHER, SPLINE, 40MM	1	1		
32	90604-MCA-780	CIRCLIP, 32MM	1	1		
33	90604-MM5-000	CIRCLIP, 30MM	3	3		
34	90605-MGE-D00	CIRCLIP, 40MM	1	1		
35	91010-HL4-003	BEARING, RADIAL BALL, 63/22U	1	1		
36	91023-HL4-003	BEARING, RADIAL BALL, 40X76X18	1	1		
37	91023-MM5-641	BEARING, NEEDLE, 22MM	1	1		
38	91024-HL4-003	BEARING, NEEDLE, 28X32X21	2	2		
39	91207-HL4-003	OIL SEAL, 39X72X8.4	1	1		
40	94560-72200	RING, SNAP, 72MM	1	1		
41	95701-06016-00	BOLT, FLANGE, 6X16	3	3		



E-16-10

FINAL DRIVE SHAFT

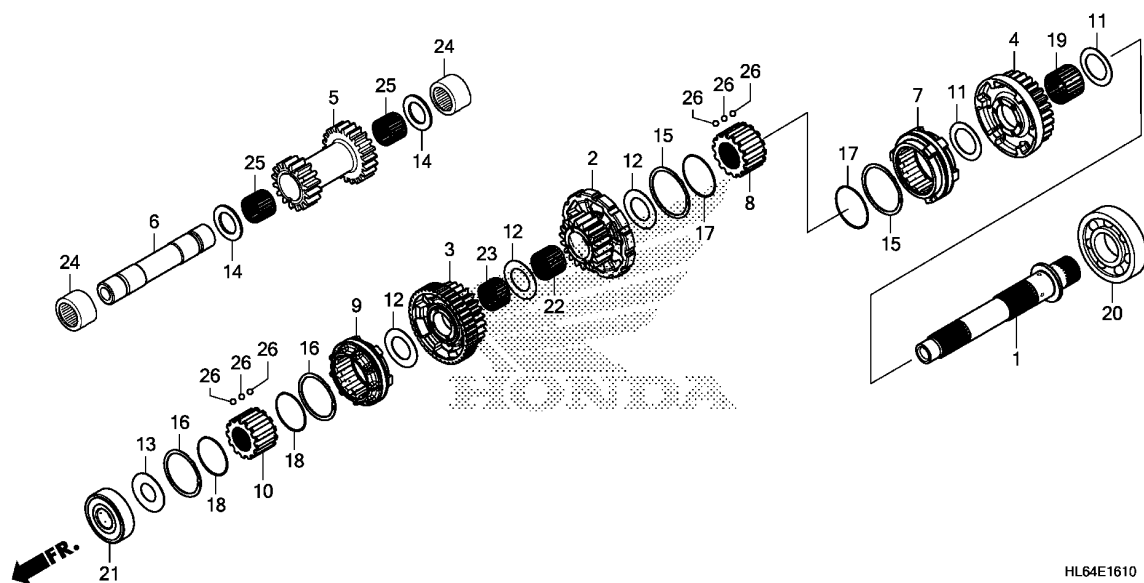


Service item F.R.T.

Ref. No.	Part No.	Description	Reqd. QTY		Serial No.	Parts catalogue code
			SXS1000 S2R '19	S2X '19		
1	23251-HL6-A00	SHAFT, FINAL DRIVE	1	1		
2	23650-HL4-000	GEAR COMP., FINAL DRIVE LOW	1	1		
3	23670-HL4-000	GEAR COMP., FINAL DRIVE HIGH	1	1		
4	23691-HL6-A00	GEAR, REVERSE DRIVE(25T)	1	1		
5	23701-HL6-A00	GEAR, REVERSE IDLE(16T/22T)	1	1		
6	23711-HL4-000	SHAFT, REVERSE IDLE	1	1		
7	23751-HL4-000	SHIFTER, LOW REVERSE	1	1		
8	23752-HL4-000	COLLAR, LOW REVERSE SHIFTER	1	1		
9	23761-HL4-000	SHIFTER, HIGH	1	1		
10	23762-HL4-000	COLLAR, HIGH SHIFTER	1	1		
11	90412-HL4-000	WASHER, 29X43X1	2	2		
12	90414-HL4-000	WASHER, 26X44X1	3	3		
13	90416-HL4-000	WASHER, SPECIAL, 22X43X2	1	1		
14	90417-HL4-000	WASHER, SPECIAL, 25X40X2	2	2		
15	90613-HL4-000	RING, INTERNAL LOW REVERSE DOUBLE COIL	2	2		
16	90614-HL4-000	RING, INTERNAL HIGH REVERSE DOUBLE COIL	2	2		
17	90616-HL4-000	CLIP, 45.1MM	2	2		
18	90617-HL4-000	CLIP, 41.1MM	2	2		
19	91001-HL6-A01	BEARING, NEEDLE, 29X34X24	1	1		
20	91001-PPP-005	BEARING, BALL, 28X64X15	1	1		
21	91002-HL4-003	BEARING, RADIAL BALL, 63/22	1	1		
22	91022-HL4-003	BEARING, NEEDLE, 26X30X21	1	1		
23	91027-HL4-003	BEARING, NEEDLE, 26X30X17	1	1		

E-16-10

FINAL DRIVE SHAFT

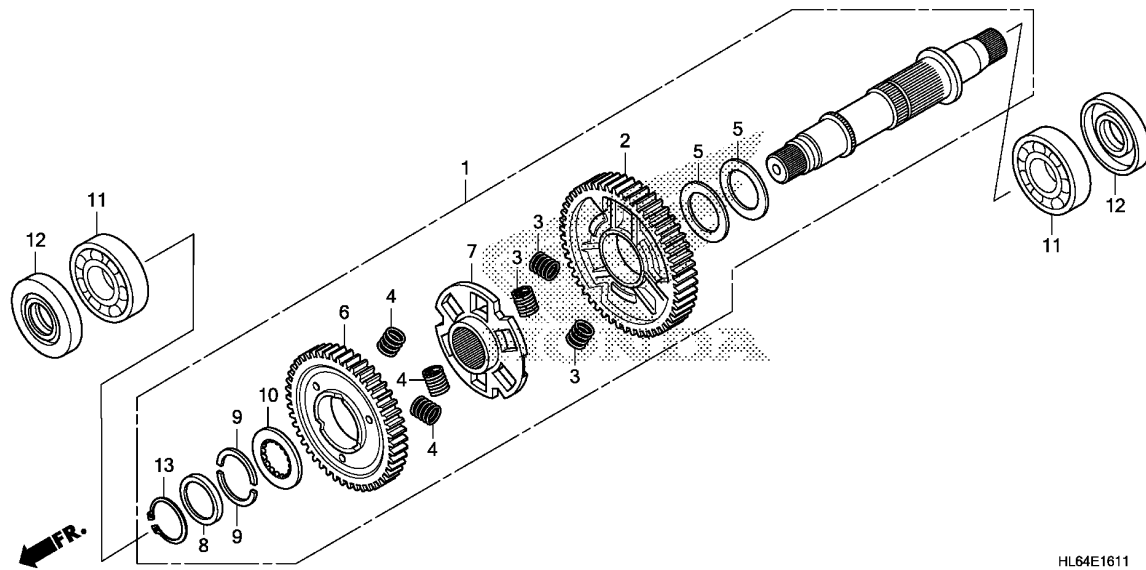


Ref. No.	Part No.	Description	Reqd. QTY		Serial No.	Parts catalogue code
			SXS1000 S2R '19	S2X '19		
24	91030-HL4-003	BEARING, NEEDLE, 25X32X20 ...	2	2		
25	91108-PE6-008	BEARING, NEEDLE, 25X30X23 ...	2	2		
26	96211-07000	BALL, STEEL, #7(7/32)	81	81		



E-16-11

FINAL DRIVEN SHAFT



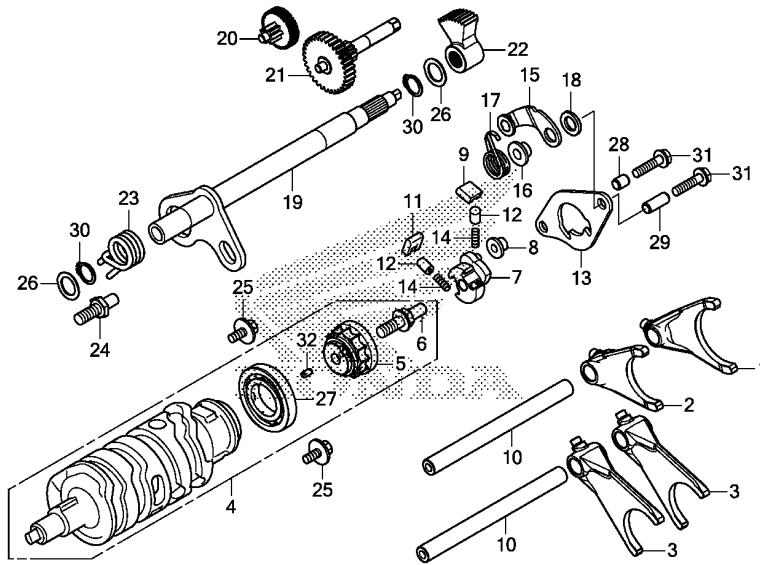
Service item

F.R.T.

Ref. No.	Part No.	Description	Reqd. QTY		Serial No.	Parts catalogue code
			SXS1000 S2R '19	S2X '19		
1	23040-HL6-A00	SHAFT ASSY., FINAL DRIVEN ...	1	1		
2	23661-HL4-000	GEAR, FINAL DRIVEN LOW(48T) .	1	1		
3	23663-HL4-000	SPRING A, DAMPER	3	3		
4	23664-HL4-000	SPRING B, DAMPER	3	3		
5	23665-HL4-000	SPRING, FINAL DRIVEN DAMPER FRICTION	2	2		
6	23681-HL4-000	GEAR, FINAL DRIVEN HIGH(47T)	1	1		
7	23682-HL4-000	HOLDER, FINAL DRIVEN	1	1		
8	23723-HL4-000	RETAINER, FINAL DRIVEN SHAFT COTTER	1	1		
9	23724-HL4-000	COTTER, FINAL DRIVEN	2	2		
10	90421-HL4-000	WASHER, SPLINE, 36X54X4	1	1		
11	91025-HL4-003	BEARING, SPECIAL BALL, 63/28	2	2		
12	91201-HL4-003	OIL SEAL, 30X50X8	2	2		
13	94510-36000	CIRCLIP, EXTERNAL, 36MM	1	1		

E-19

GEARSHIFT FORK(TRANSMISSION)



HL64E1900

Service item

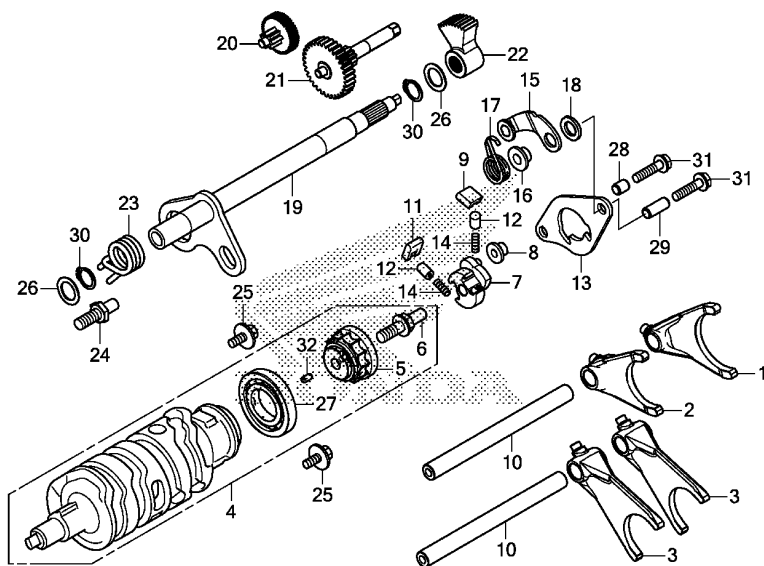
F.R.T.



Ref. No.	Part No.	Description	Reqd. QTY		Serial No.	Parts catalogue code
			SXS1000 S2R '19	S2X '19		
1	24211-HL4-000	FORK, OUTER GEARSHIFT(MAIN)	1	1		
2	24212-HL4-000	FORK, INNER GEARSHIFT(MAIN)	1	1		
3	24213-HL4-000	FORK, CENTER GEARSHIFT	2	2		
4	24310-HL4-010	DRUM ASSY., GEARSHIFT	1	1		
5	24312-HL4-000	CENTER, SHIFT DRUM	1	1		
6	24315-HL4-000	PIN, SHIFTER	1	1		
7	24321-KT8-030	SHIFTER, DRUM	1	1		
8	24322-MM4-000	COLLAR, SHIFTER	1	1		
9	24324-KA3-711	PAWL A, RATCHET	1	1		
10	24325-HL4-000	SHAFT, GEARSHIFT FORK	2	2		
11	24325-KA3-711	PAWL B, RATCHET	1	1		
12	24326-KBH-901	PLUNGER, PAWL	2	2		
13	24328-HL4-000	PLATE, CHANGE GUIDE	1	1		
14	24329-KA3-740	SPRING, PAWL PLUNGER	2	2		
15	24430-HL4-000	STOPPER COMP., GEARSHIFT DRUM	1	1		
16	24434-HL4-000	COLLAR, SHIFT DRUM STOPPER				
		PLATE	1	1		
17	24435-HP5-600	SPRING, SHIFT DRUM STOPPER	1	1		
18	24437-HL4-000	COLLAR, DRUM STOPPER SIDE	1	1		
19	24610-HL4-000	SPINDLE COMP., GEARSHIFT	1	1		
20	24615-MGE-D01	GEAR, SHIFT REDUCTION(45T/7T)	1	1		
21	24616-HL4-000	GEAR COMP., SHIFT REDUCTION (32T/12T)	1	1		
22	24617-HL4-003	GEAR, SHIFT REDUCTION(9T)	1	1		
23	24651-HL4-000	SPRING, GEARSHIFT RETURN	1	1		

E-19

GEARSHIFT FORK(TRANSMISSION)

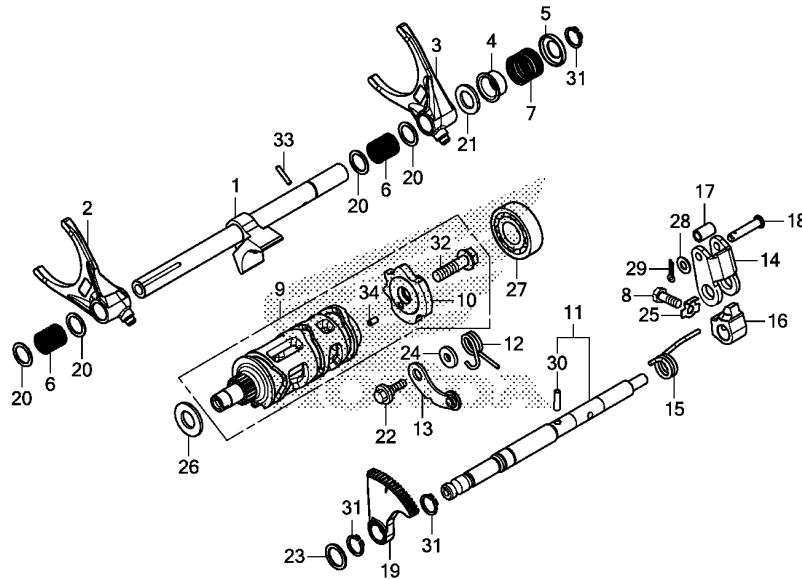


HL64E1900

Ref. No.	Part No.	Description	Reqd. QTY		Serial No.	Parts catalogue code
			SXS1000 S2R '19	S2X '19		
24	24652-HA0-000	PIN, GEARSHIFT RETURN SPRING	1	1		
25	90021-MM5-000	BOLT-WASHER, 6X12	2	2		
26	90433-MEY-670	WASHER, 14.2X24	2	2		
27	91008-MFJ-D01	BEARING, SPECIAL BALL, 6500 .	1	1		
28	94301-08100	DOWEL PIN, 8X10	1	1		
29	94301-08140	DOWEL PIN, 8X14	1	1		
30	94510-14000	CIRCLIP, EXTERNAL, 14MM	2	2		
31	95801-06028-00	BOLT, FLANGE, 6X28	2	2		
32	96220-40080	ROLLER, 4X8	1	1		

E-19-10

GEARSHIFT FORK(SUB TRANSMISSION)



Service item

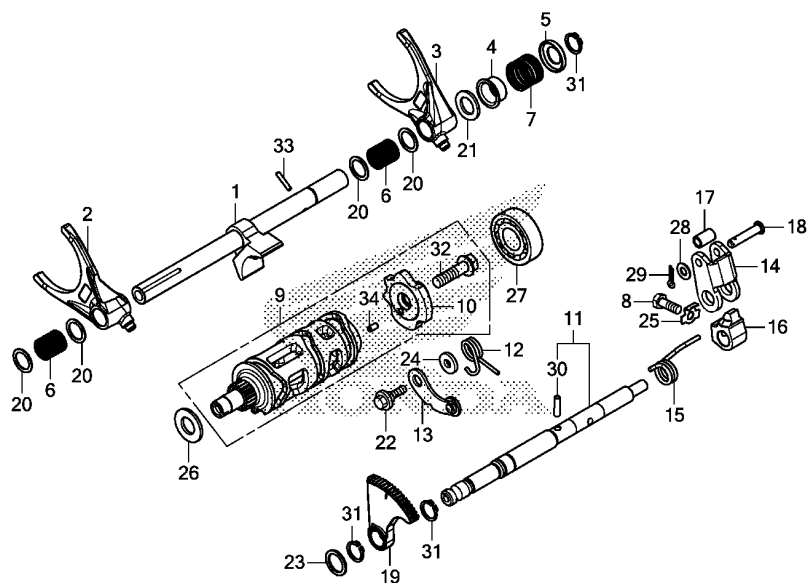
F.R.T.



Ref. No.	Part No.	Description	Reqd. QTY		Serial No.	Parts catalogue code
			SXS1000 S2R '19	S2X '19		
1	24210-HL4-000	SHAFT COMP., SHIFT FORK	1	1		
2	24214-HL4-000	FORK, SUB GEARSHIFT(FR.)	1	1		
3	24215-HL4-000	FORK, SUB GEARSHIFT(RR.)	1	1		
4	24221-HL4-000	SEAT, SPRING B	1	1		
5	24222-HL6-A00	GUIDE, SPRING B	1	1		
6	24231-HL6-A00	SPRING A, GEARSHIFT FORK	2	2		
7	24232-HL6-A00	SPRING B, GEARSHIFT FORK	1	1		
8	24282-634-000	BOLT, SHAFT FORK SETTING	1	1		
9	24320-HL4-000	DRUM ASSY., SUB TRANSMISSION	1	1		
10	24331-HL4-000	CENTER, GEARSHIFT DRUM	1	1		
11	24420-HL4-000	SHAFT COMP., CONTROL	1	1		
12	24435-HN8-000	SPRING, SHIFT DRUM STOPPER	1	1		
13	24440-HL4-000	STOPPER COMP., GEARSHIFT DRUM	1	1		
14	24532-PN6-003	LEVER, PARKING BRAKE	1	1		
15	24535-PRP-040	SPRING, PARKING BRAKE	1	1		
16	24538-PA9-003	STOPPER, PARKING BRAKE(2)	1	1		
17	24553-PN6-000	ROLLER, PARKING BRAKE	1	1		
18	24555-PN6-000	PIN, ROLLER, 6MM	1	1		
19	24682-HL4-003	ARM, GEARSHIFT	1	1		
20	90001-HL4-000	WASHER, THRUST, 14MM	4	4		
21	90004-HL4-000	WASHER, THRUST, 14X23X2	1	1		
22	90022-MG8-000	PIVOT, SHIFT DRUM STOPPER ARM	1	1		
23	90406-HL4-000	WASHER, THRUST, 14.1MM	1	1		
24	90417-360-000	WASHER, DRUM STOPPER	1	1		
25	90433-639-000	WASHER, LOCK, 6MM	1	1		

E-19-10

GEARSHIFT FORK(SUB TRANSMISSION)

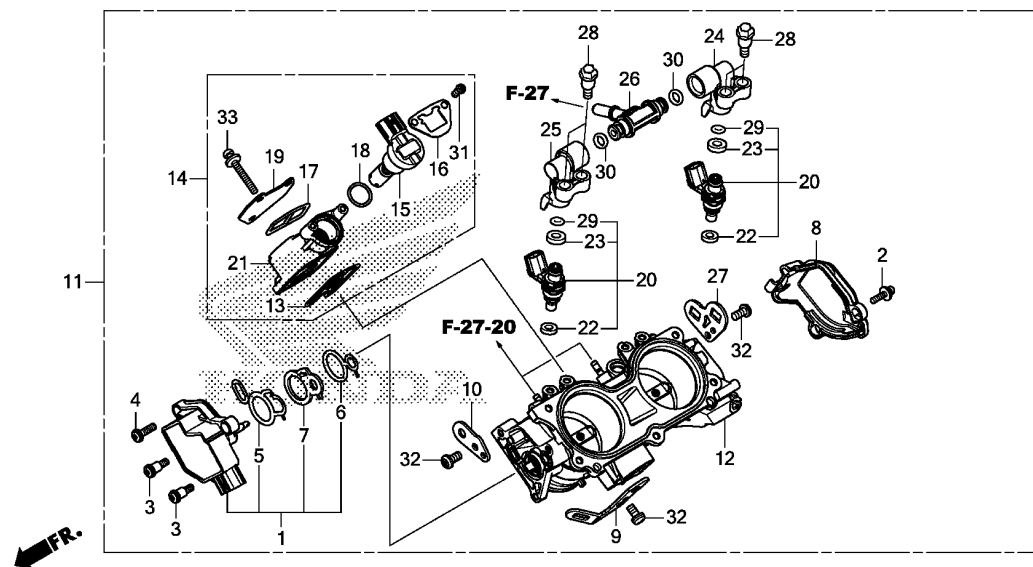


HL64E1910

Ref. No.	Part No.	Description	Reqd. QTY		Serial No.	Parts catalogue code
			SXS1000 S2R '19	S2X '19		
26	90451-141-000	WASHER, THRUST, 13.5MM	1	1		
27	91012-HL4-003	BEARING, RADIAL BALL, 17X40X9	1	1		
28	94101-06800	WASHER, PLAIN, 6MM	1	1		
29	94201-16120	PIN, SPLIT, 1.6X12	1	1		
30	94305-40162	PIN, SPRING, 4X16	1	1		
31	94510-14000	CIRCLIP, EXTERNAL, 14MM	3	3		
32	95701-08030-00	BOLT, FLANGE, 8X30	1	1		
33	96220-30160	ROLLER, 3X16	1	1		
34	96220-40080	ROLLER, 4X8	1	1		

E-23

THROTTLE BODY



HL64E2300

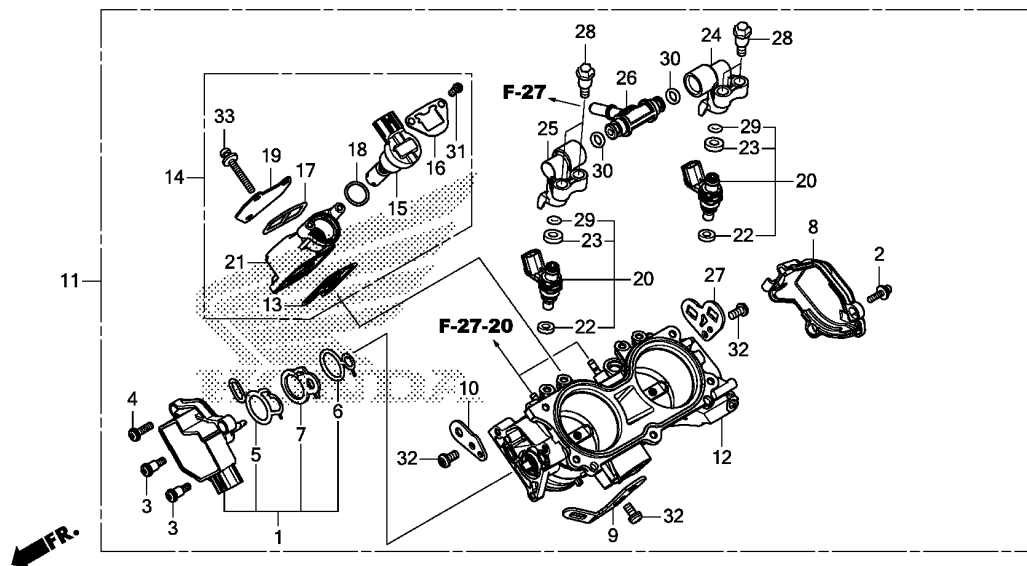
Service item	F.R.T.

Ref. No.	Part No.	Description	Reqd. QTY		Serial No.	Parts catalogue code
			SXS1000	S2R S2X		
			'19	'19		
1	16060-HL4-G01	SENSOR SET	1	1		
2	16080-HP5-601	SCREW-WASHER	1	1		
3	16081-KPH-701	SCREW, TORX, 5X8.7	2	2		
4	16082-KPH-701	SCREW, TORX, 5X17	1	1		
5	16083-HL4-003	O-RING, SENSOR	1	1		
6	16084-HL4-003	O-RING, SENSOR	1	1		
7	16085-MGZ-D01	PLATE	1	1		
8	16157-HN8-A61	COVER, BODY	1	1		
9	16196-HL6-A01	STAY, HARNESS CLAMPER	1	1		
10	16196-HP6-A01	STAY, HARNESS CLAMPER	1	1		
11	16400-HL6-B02	BODY ASSY., THROTTLE(GQ2EB A)	1	1	-----	A,CM
	16400-HL6-A02	BODY ASSY., THROTTLE(GQ2EA A)	1	1	-----	AC
12	16410-HL6-B01	BODY SET	1	1	-----	A,CM
	16410-HL6-A01	1	1	-----	AC
13	16428-HL4-003	O-RING	1	1		
14	16430-HL4-003	VALVE SET, IDLE AIR CONTROL	1	1		
15	16431-HL4-003	MOTOR ASSY.	1	1		
16	16433-MEW-921	PLATE, IDLE AIR CONTROL VALVE	1	1		
17	16434-HL4-003	O-RING	1	1		
18	16435-HN8-A61	O-RING, 17.8X1.9	1	1		
19	16435-MEH-003	PLATE, IDLE AIR CONTROL VALVE	1	1		
20	16450-HL6-A01	INJECTOR ASSY., FUEL	2	2		
21	16451-HL4-003	BODY COMP., IDLE AIR CONTROL VALVE	1	1		
22	16472-KPC-D50	RING, SEAL	2	2		



E-23

THROTTLE BODY

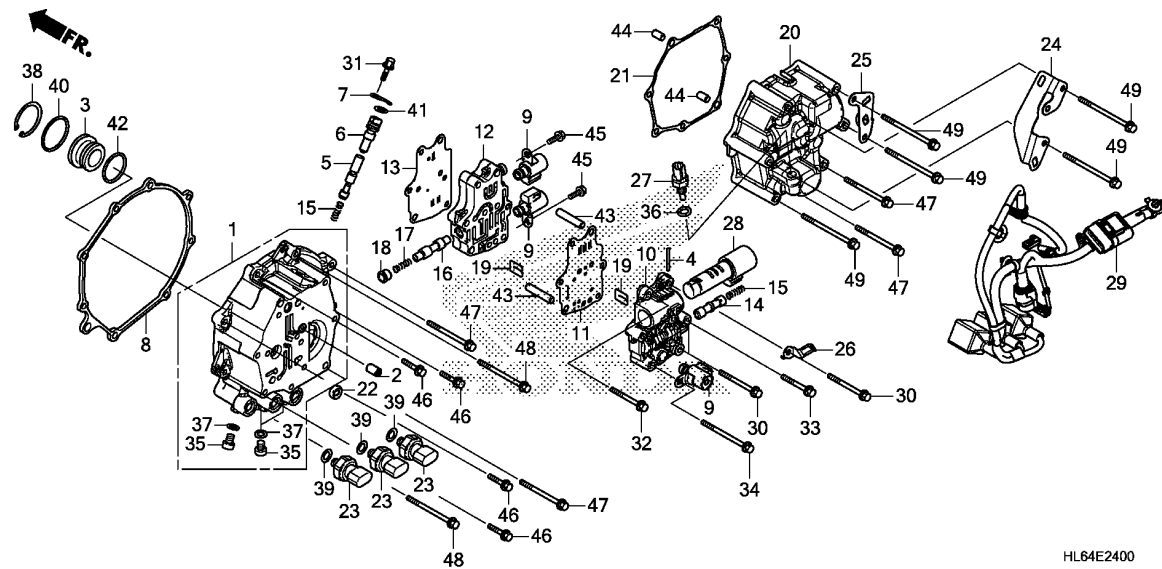


HL64E2300

Ref. No.	Part No.	Description	Reqd. QTY		Serial No.	Parts catalogue code
			SXS1000	S2R S2X		
			'19	'19		
23	16473-HR3-A42	SEAL RING, DUST	2	2		
24	16610-HL4-003	PIPE, FUEL(A)	1	1		
25	16620-HL4-003	PIPE, FUEL(B)	1	1		
26	16630-MFJ-D00	T-JOINT, FUEL	1	1		
27	17567-HL6-A02	STAY, HOSE CLAMPER	1	1		
28	90021-MGZ-D02	BOLT, SHOULDER	4	4		
29	91301-KZL-931	O-RING, 6.3X2.2	2	2		
30	91301-PLC-000	O-RING, 7.47X3.6	2	2		
31	93500-04008-1H	SCREW, PAN, 4X8	2	2		
32	93500-05010-1H	SCREW, PAN, 5X10	3	3		
33	93892-05035-18	SCREW-WASHER, 5X35	3	3		

E-24

SOLENOID VALVE



Service item

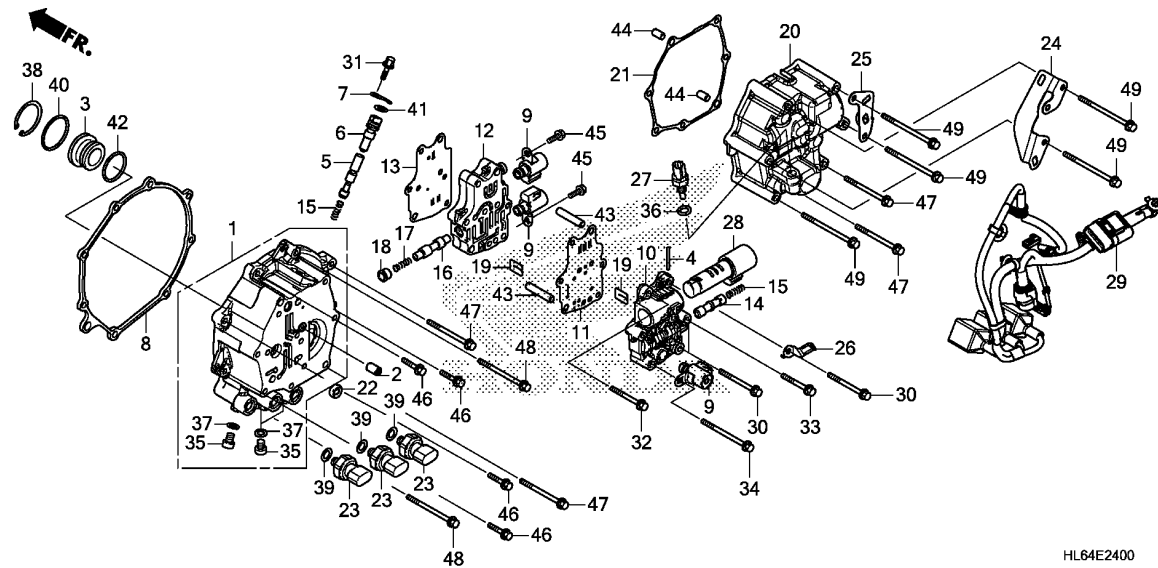
F.R.T.

Ref. No.	Part No.	Description	Reqd. QTY		Serial No.	Parts catalogue code
			SXS1000	S2R S2X		
			'19	'19		
1	11330-HL4-010	COVER COMP., CLUTCH	1	1		
2	11332-HL4-000	ORIFICE, CLUTCH COVER	1	1		
3	11332-MGS-D20	COLLAR, OIL GUIDE	1	1		
4	11339-HL4-000	PIN, SOLENOID STOPPER	1	1		
5	11371-HL4-000	VALVE, EMERGENCY	1	1		
6	11372-HL4-000	BOLT, EMERGENCY	1	1		
7	11373-HL4-000	PLATE, EMERGENCY STOPPER	1	1		
8	11397-HL4-003	GASKET, CLUTCH COVER	1	1		
9	27100-HL4-003	VALVE, SHIFT	3	3		
10	27110-HL4-000	BODY A, CLUTCH CONTROL	1	1		
11	27112-HL4-000	PLATE A, SEPARATE	1	1		
12	27120-HL4-000	BODY B, CLUTCH CONTROL	1	1		
13	27122-HL4-000	PLATE B, SEPARATE	1	1		
14	27211-HP7-A00	VALVE, SHIFT	1	1		
15	27231-HP7-A00	SPRING, VALVE	2	2		
16	27241-HL4-000	VALVE, HOLD	1	1		
17	27251-HL4-000	SPRING, HOLD VALVE	1	1		
18	27261-HL4-000	SLEEVE, HOLD VALVE	1	1		
19	27263-PX3-000	SEAT, VALVE SPRING	2	2		
20	27501-HL4-000	COVER, SOLENOID	1	1		
21	27505-HL4-003	GASKET, SOLENOID COVER	1	1		
22	27750-PF4-000	FILTER, SECONDARY BODY	1	1		
23	28660-RFH-013	SENSOR ASSY., OIL PRESSURE ..	3	3		
24	32153-HL6-A00	STAY B, SOLENOID CORD	1	1		
25	32157-HL6-A00	STAY, SOLENOID CORD	1	1		



E-24

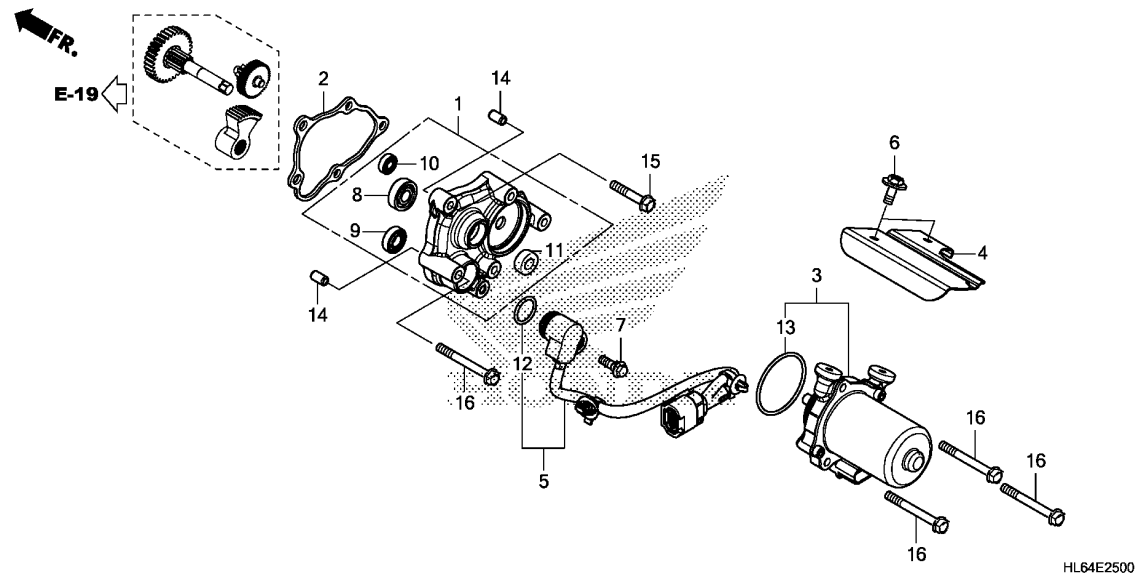
SOLENOID VALVE



Ref. No.	Part No.	Description	Reqd. QTY		Serial No.	Parts catalogue code
			SXS1000 S2R '19	S2X '19		
26	32161-HL4-000	STAY, SOLENOID HARNESS INNER	1	1		
27	37750-KPH-701	SENSOR ASSY., THERMOSTAT OIL (PANASONIC)	1	1		
28	38610-HL4-003	VALVE, LINEAR SOLENOID	1	1		
29	38611-HL6-A00	HARNESS, SOLENOID WIRE	1	1		
30	90003-PG6-000	BOLT, FLANGE, 6X60	4	4		
31	90003-SNA-010	BOLT, FLANGE, 6X14	1	1		
32	90004-PT0-000	BOLT, FLANGE, 6X50	1	1		
33	90006-HL4-000	BOLT, FLANGE, 6X40	1	1		
34	90010-HL4-000	BOLT, FLANGE, 6X75	1	1		
35	90119-SD9-000	BOLT, SEALING, 8MM	3	3		
36	90443-MB0-000	WASHER, SEALING, 10.2MM	1	1		
37	90475-703-000	WASHER C, 8MM	3	3		
38	90604-RGC-000	CIRCLIP, INTERNAL, 40MM	1	1		
39	91301-MEH-003	O-RING, 13X1.5	3	3		
40	91302-MGS-D20	O-RING, 35X2.2	1	1		
41	91303-HA0-003	O-RING, 11X1.9(ARAI)	1	1		
42	91344-PC9-004	O-RING, 29X2.4(NOK)	1	1		
43	91704-PF4-000	DOWEL PIN, 8X40	2	2		
44	94301-08140	DOWEL PIN, 8X14	2	2		
45	95701-06014-00	BOLT, FLANGE, 6X14	2	2		
46	95701-06028-00	BOLT, FLANGE, 6X28	4	4		
47	95701-06065-00	BOLT, FLANGE, 6X65	4	4		
48	95701-06075-00	BOLT, FLANGE, 6X75	2	2		
49	95701-06080-00	BOLT, FLANGE, 6X80	5	5		

E-25

CONTROL MOTOR



Service item

F.R.T.

Ref. No.	Part No.	Description	Reqd. QTY		Serial No.	Parts catalogue code
			SXS1000 S2R '19	S2X '19		
1	11335-HL4-000	COVER COMP., REDUCTION GEAR	1	1		
2	11398-HL4-003	GASKET, REDUCTION COVER	1	1		
3	31300-HL6-A01	MOTOR ASSY., CONTROL	1	1		
4	31351-HL6-A00	COVER, MOTOR	1	1		
5	38810-HL6-A01	SENSOR ASSY., ANGLE(40DEGREE)	1	1		
6	90001-HL6-A00	BOLT-WASHER, 6X16	2	2		
7	90011-MGE-D00	BOLT, KNOCK, 6MM	1	1		
8	91001-HL4-003	BEARING, RADIAL BALL, 609ZZ	1	1		
9	91025-MGS-D21	BEARING, RADIAL BALL, 699ZZ	1	1		
10	91027-MGS-D21	BEARING, RADIAL BALL, 696ZZ	1	1		
11	91201-HN8-003	OIL SEAL, 9X18X7(ARAI)	1	1		
12	91310-MGE-D01	O-RING, 16.5X2.5	1	1		
13	91351-HM8-A51	O-RING, CONTROL MOTOR	1	1		
14	94301-08140	DOWEL PIN, 8X14	2	2		
15	95701-06035-00	BOLT, FLANGE, 6X35	1	1		
16	95701-06055-00	BOLT, FLANGE, 6X55	4	4		

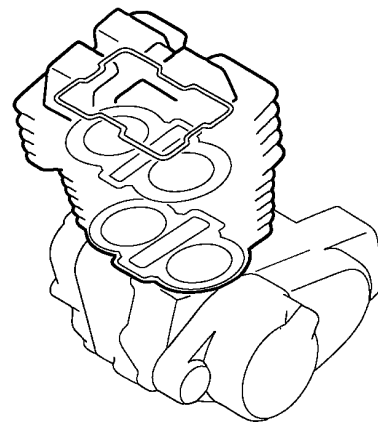
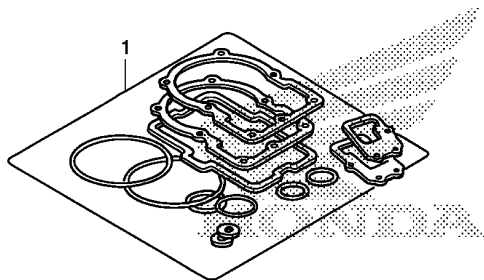


EOP-1

GASKET KIT A

Service item

F.R.T.

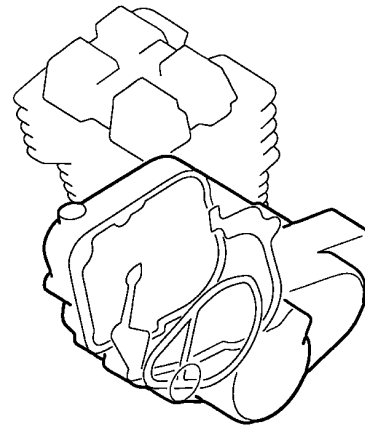
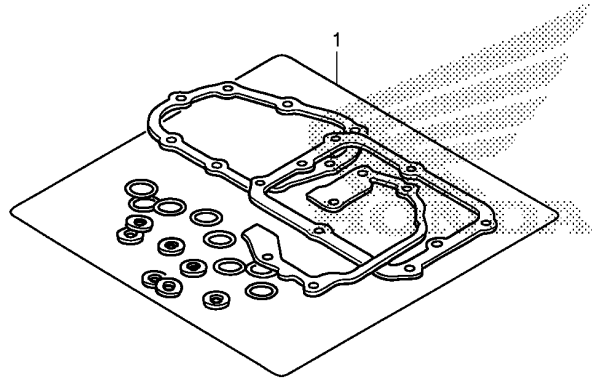


HL64X0100

Ref. No.	Part No.	Description	Reqd. QTY		Serial No.	Parts catalogue code
			SXS1000 S2R '19	S2X '19		
1	06111-HL6-A00	GASKET KIT A	1	1		
	12229-HL4-000	SEAL, PLUG TUBE	2	2		
	12251-HL6-A01	GASKET, CYLINDER HEAD	1	1		
	12391-HL4-000	GASKET, HEAD COVER	1	1		
	14523-HL4-003	GASKET, TENSIONER HOLE	1	1		
	18229-S5D-A01	GASKET, EX. FLEXIBLE	1	1		
	18291-MM8-880	GASKET, EX. PIPE	2	2		
	90441-706-000	WASHER, SEALING, 6MM	1	1		
	90442-397-000	1	1		
	90543-MV9-670	RUBBER, MOUNTING	3	3		
	90544-KF0-000	WASHER, SEALING, 14MM	1	1		

EOP-2

GASKET KIT B



HL64X0200

Service item

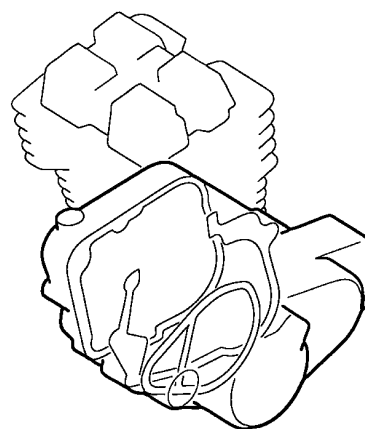
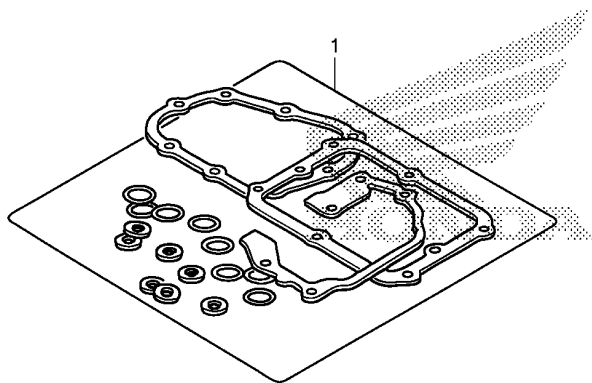
F.R.T.

Ref. No.	Part No.	Description	Reqd. QTY		Serial No.	Parts catalogue code
			SXS1000 S2R '19	S2X '19		
1	06112-HL6-A00	GASKET KIT B	1	1		
	11323-HL4-000	O-RING, SPACER COVER	1	1		
	11394-HL4-003	GASKET, SPACER RR. COVER	1	1		
	11395-HL4-003	GASKET, OIL PAN	1	1		
	11396-HL4-003	GASKET, A.C. GENERATOR COVER ..	1	1		
	11397-HL4-003	GASKET, CLUTCH COVER	1	1		
	11398-HL4-003	GASKET, REDUCTION COVER	1	1		
	15154-MAT-000	PACKING, OIL STRAINER	1	1		
	15615-HL4-003	GASKET, OIL TANK	1	1		
	19226-HL4-000	GASKET, WATER PUMP COVER	1	1		
	19305-KV3-010	RUBBER, THERMOSTAT	1	1		
	21205-HL4-003	GASKET, SUB TRANSMISSION COVER ..	1	1		
	21206-HL6-A01	GASKET, SUB TRANSMISSION CASE ..	1	1		
	27505-HL4-003	GASKET, SOLENOID COVER	1	1		
	90402-MFJ-D01	WASHER, SEALING, 34.5MM	1	1		
	90441-286-000	WASHER, SEALING, 8MM	2	2		
	90441-706-000	WASHER, SEALING, 6MM	1	1		
	90442-MR1-770	WASHER, SEALING, 8MM	2	2		
	90443-MB0-000	WASHER, SEALING, 10.2MM	1	1		
	90471-580-000	PACKING, 8MM	5	5		
	90475-703-000	WASHER C, 8MM	3	3		
	90545-MC0-000	WASHER, OIL BOLT	1	1		
	91301-107-000	O-RING, 75X2.5	1	1		
	91301-428-003	O-RING, 35.5X3(NOK)	1	1		
	91301-473-003	O-RING, 7X1.7	4	4		
	91301-KYJ-901	O-RING, 11.8X1.9	2	2		
	91301-MEH-003	O-RING, 13X1.5	3	3		
	91302-MGS-D20	O-RING, 35X2.2	1	1		
	91302-PA9-003	O-RING, 39.8X2.2(ARAI)	1	1		



EOP-2

GASKET KIT B

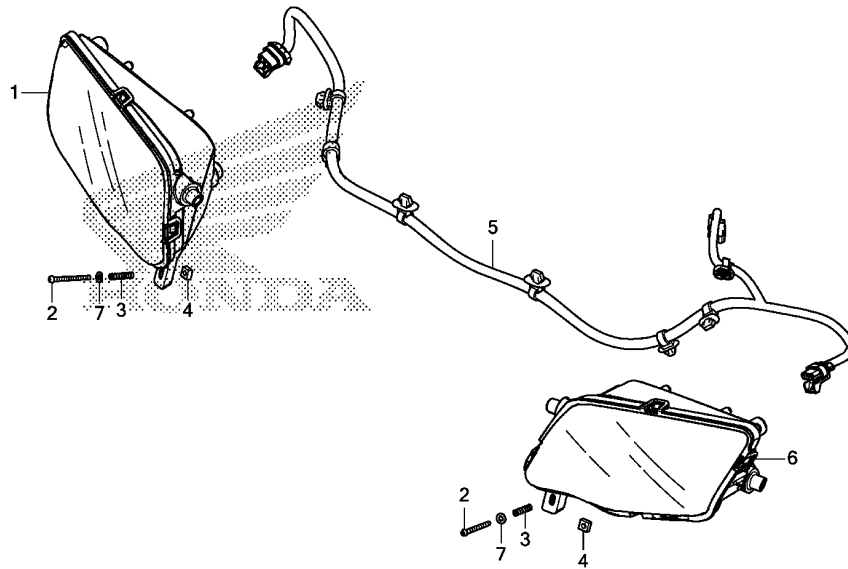


HL64X0200

Ref. No.	Part No.	Description	Reqd. QTY		Serial No.	Parts catalogue code
			SXS1000 S2R '19	S2X '19		
(1)	91302-RGC-003	O-RING, 35X2.2	4	4		
	91303-377-000	O-RING, 13.8X2.5	1	1		
	91303-HA0-003	O-RING, 11X1.9(ARAI)	1	1		
	91303-KF0-003	O-RING, 14.8X2.4(ARAI)	5	5		
	91305-HL6-A00	O-RING, 15.8X2.4	2	2		
	91305-MG7-003	O-RING, 5X1.7(ARAI)	2	2		
	91306-HL4-000	O-RING, 22.8X2.4	2	2		
	91307-035-000	O-RING, 18X3	1	1		
	91307-KF0-003	O-RING, 18X3(ARAI)	1	1		
	91309-425-003	O-RING, 24.4X3.1(ARAI)	1	1		
	91310-MGE-D01	O-RING, 16.5X2.5	2	2		
	91313-MB0-003	O-RING, 14.7X2.2(ARAI)	1	1		
	91333-567-010	O-RING, 17.0X2.5	1	1		
	91344-PC9-004	O-RING, 29X2.4(NOK)	1	1		
	91351-HM8-A51	O-RING, CONTROL MOTOR	1	1		
	91354-MCT-003	O-RING, OIL COOLER	1	1		
	91356-425-003	O-RING, 30MM	1	1		
	94109-12000	WASHER, DRAIN PLUG, 12MM	1	1		
	94109-14000	WASHER, DRAIN PLUG, 14MM	2	2		

F-1

HEADLIGHT



Service item

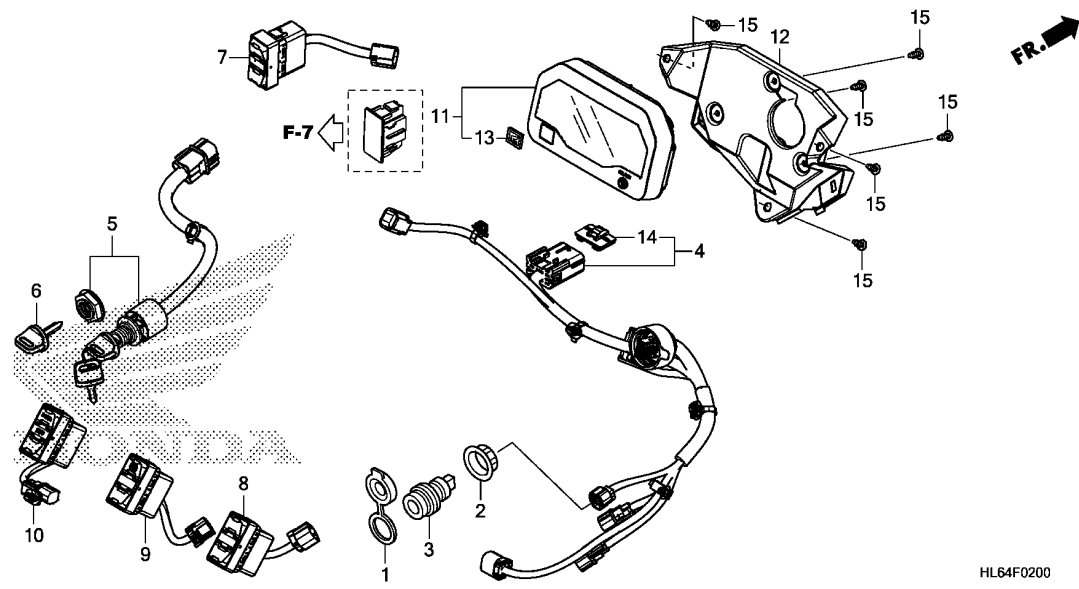
F.R.T.

Ref. No.	Part No.	Description	Reqd. QTY		Serial No.	Parts catalogue code
			SXS1000 S2R '19	S2X S2X '19		
1	33100-HL6-A01	HEADLIGHT ASSY., R.(LED)	1	1		
2	33103-KSC-670	SCREW, PAN, 4X55	2	2		
3	33107-KAE-771	SPRING, BEAM ADJUSTING	2	2		
4	33117-KBR-730	NUT, BEAM ADJUSTING	2	2		
5	33130-HL6-A10	SUB HARNESS, HEADLIGHT	1	1		
6	33150-HL6-A01	HEADLIGHT ASSY., L.(LED)	1	1		
7	94101-04700	WASHER, PLAIN, 4MM	2	2		

3

F-2

METER/SWITCH



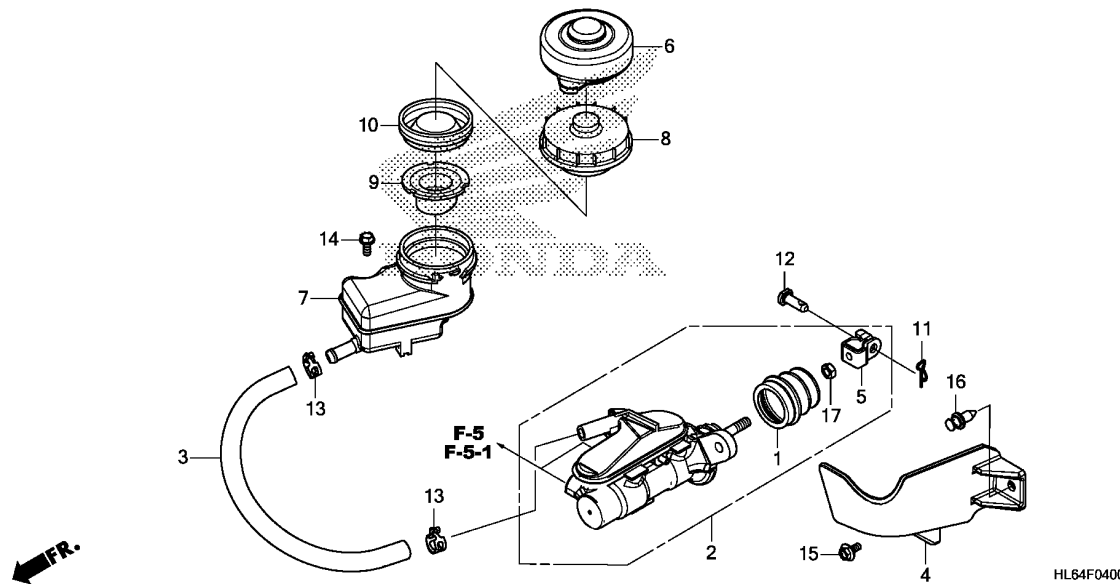
Service item	F.R.T.

3

Ref. No.	Part No.	Description	Reqd. QTY		Serial No.	Parts catalogue code
			SXS1000 S2R '19	S2X '19		
1	31652-HP0-A01	CAP	1	1		
2	31653-HP0-A01	NUT	1	1		
3	31655-HP0-A01	SOCKET COMP., ACCESSORY	1	1		
4	32105-HL6-A00	SUB HARNESS, METER	1	1		
5	35100-HL6-A01	SWITCH ASSY., IGNITION	1	1		
6	35121-HL1-A01	KEY, BLANK(TYPE 1) (KEY NO. AXX / BXX)	(1)	(1)		
	35122-HL1-A01	KEY, BLANK(TYPE 2) (KEY NO. CXX / DXX)	(1)	(1)		
7	35230-HL6-A01	SWITCH ASSY., LIGHTING DIMMER	1	1		
8	35300-HL6-A01	SWITCH ASSY., MODE CHANGE ...	1	1		
9	35330-HL6-A01	SWITCH ASSY., HILL ASSIST ...	1	1		
10	35400-HL6-A01	SWITCH ASSY., DRIVE SELECT ..	1	1		
11	37200-HL6-A01	METER ASSY., COMBINATION	1	1		
12	68108-HL6-A00	COVER, METER	1	1		
13	86150-KPG-901	EMBLEM, PRODUCT(MARUI)	1	1		
	86150-KPG-902	EMBLEM, PRODUCT(UEHARA)	1	1		
14	91555-RSR-G01	CLIP, COUPLER	1	1		
15	93903-25320	SCREW, TAPPING, 5X16	6	6		

F-4

BRAKE MASTER CYLINDER



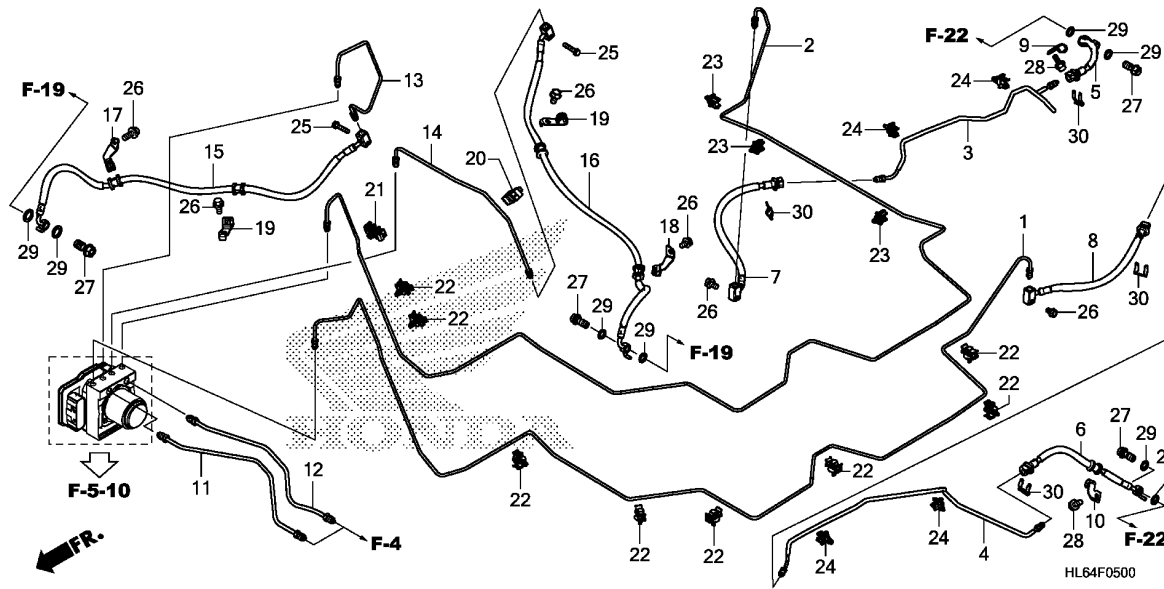
Service item

F.R.T.

Ref. No.	Part No.	Description	Reqd. QTY		Serial No.	Parts catalogue code
			SXS1000 S2R S2X '19 '19			
1	45504-HL4-A01	BOOT	1	1		
2	45510-HL4-F01	CYLINDER SUB ASSY., MASTER (NISSIN)	1	1		
3	45512-HL6-A01	HOSE, RESERVE TANK	1	1		
4	45600-HL6-A00	COVER, MASTER CYLINDER	1	1		
5	46151-SA5-003	YOKE COMP.(NISSIN)	1	1		
6	46163-HL1-A00	COVER, RESERVE TANK CAP	1	1		
7	46660-SNA-A01	RESERVOIR COMP.	1	1		
8	46662-HL3-A02	CAP COMP., RESERVE TANK	1	1		
9	46666-S2K-003	FILTER, BRAKE RESERVOIR	1	1		
10	46669-S5A-003	DIAPHRAGM	1	1		
11	46911-S70-003	PIN, LOCK(8MM)	1	1		
12	46912-S84-A00	PIN, CLUTCH PEDAL	1	1		
13	53726-HL4-F01	CLAMP	2	2		
14	90106-MCN-720	BOLT, FLANGE, 6X14	1	1		
15	90111-KT1-780	BOLT, FLANGE, 6MM	1	1		
16	90653-HC4-900	CLIP, MUDGUARD	1	1		
17	94002-08080-0S	NUT, HEX., 8MM	1	1		

F-5

BRAKE PIPE/BRAKE HOSE(SXS1000S2R)



Service item

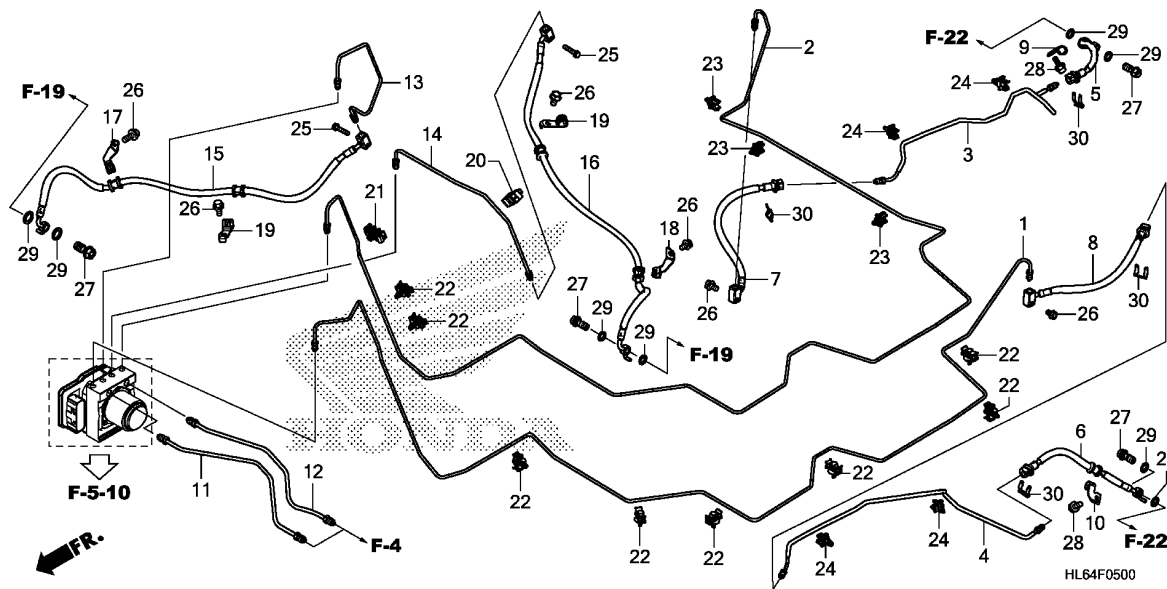
F.R.T.

3

Ref. No.	Part No.	Description	Reqd. QTY		Serial No.	Parts catalogue code
			SXS1000 S2R '19	S2X '19		
1	43124-HL6-A00	PIPE COMP., L. RR. BRAKE	1	-		
2	43125-HL6-A00	PIPE COMP., R. RR. BRAKE	1	-		
3	43126-HL6-A10	PIPE COMP., R. RR. ARM BRAKE	1	-		
4	43127-HL6-A10	PIPE COMP., L. RR. ARM BRAKE	1	-		
5	43133-HL6-A11	HOSE COMP. A, R. RR. BRAKE	1	-		
6	43134-HL6-A11	HOSE COMP. A, L. RR. BRAKE	1	-		
7	43135-HL6-A11	HOSE COMP. B, R. RR. BRAKE	1	-		
8	43136-HL6-A11	HOSE COMP. B, L. RR. BRAKE	1	-		
9	43463-HL6-A10	CLAMP, R. RR. BRAKE HOSE	1	-		
10	43464-HL6-A10	CLAMP, L. RR. BRAKE HOSE	1	-		
11	45124-HL6-A00	PIPE COMP. A, MASTER CYLINDER	1	-		
12	45125-HL6-A00	PIPE COMP. B, MASTER CYLINDER	1	-		
13	45126-HL6-A00	PIPE COMP., R. FR. BRAKE	1	-		
14	45127-HL6-A00	PIPE COMP., L. FR. BRAKE	1	-		
15	45131-HL6-A11	HOSE COMP., R. FR. BRAKE	1	-		
16	45132-HL6-A11	HOSE COMP., L. FR. BRAKE	1	-		
17	45463-HL6-A10	CLAMP B, R. FR. BRAKE HOSE	1	-		
18	45464-HL6-A10	CLAMP B, L. FR. BRAKE HOSE	1	-		
19	45465-HL6-A00	CLAMP, BRAKE HOSE	2	-		
20	46393-HL4-F41	CLIP, BRAKE PIPE	1	-		
21	46393-TR0-A01	CLIP, BRAKE PIPE	1	-		
22	46394-HL4-F41	CLIP, BRAKE PIPE	8	-		
23	46394-S04-003	CLIP A	3	-		
24	46394-SN7-003	CLIP, BRAKE PIPE	4	-		
25	90106-MEJ-D00	BOLT, FLANGE, 6X25	2	-		

F-5

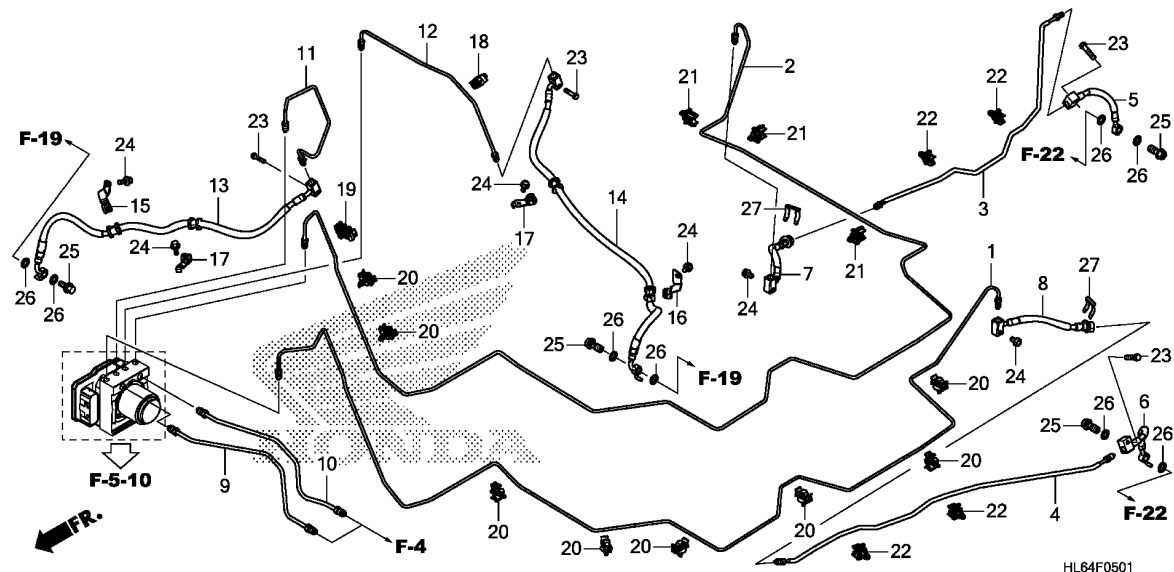
BRAKE PIPE/BRAKE HOSE(SXS1000S2R)



Ref. No.	Part No.	Description	Reqd. QTY		Serial No.	Parts catalogue code
			SXS1000 S2R '19	S2X '19		
26	90107-HC5-000	BOLT, FLANGE, 6X10	6	-		
27	90145-MS9-612	BOLT, OIL, 10X22(SAGA)	4	-		
28	90181-KV3-700	BOLT, FLANGE, 6X12	2	-		
29	90545-300-000	WASHER, OIL BOLT	8	-		
30	90651-538-000	CLIP, BRAKE HOSE	4	-		

F-5-1

BRAKE PIPE/BRAKE HOSE(SXS1000S2X)



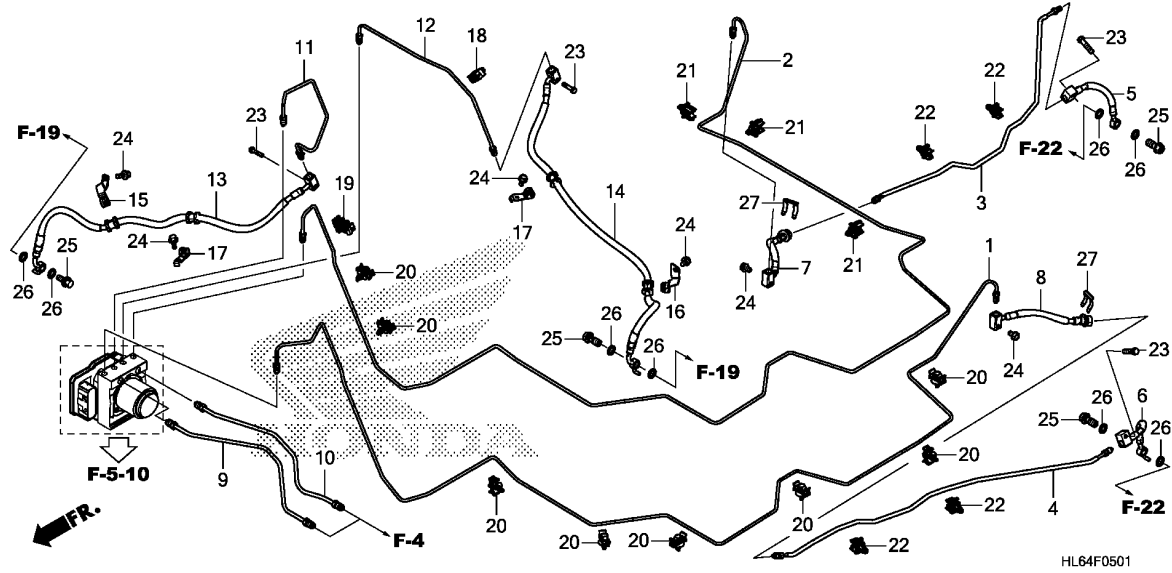
Service item F.R.T.

Ref. No.	Part No.	Description	Reqd. QTY		Serial No.	Parts catalogue code
			SXS1000 S2R '19	S2X S2X '19		
1	43124-HL6-A00	PIPE COMP., L. RR. BRAKE	-	1		
2	43125-HL6-A00	PIPE COMP., R. RR. BRAKE	-	1		
3	43126-HL6-A00	PIPE COMP., R. RR. ARM BRAKE	-	1		
4	43127-HL6-A00	PIPE COMP., L. RR. ARM BRAKE	-	1		
5	43133-HL6-A01	HOSE COMP. A, R. RR. BRAKE	-	1		
6	43134-HL6-A01	HOSE COMP. A, L. RR. BRAKE	-	1		
7	43135-HL6-A01	HOSE COMP. B, R. RR. BRAKE	-	1		
8	43136-HL6-A01	HOSE COMP. B, L. RR. BRAKE	-	1		
9	45124-HL6-A00	PIPE COMP. A, MASTER CYLINDER	-	1		
10	45125-HL6-A00	PIPE COMP. B, MASTER CYLINDER	-	1		
11	45126-HL6-A00	PIPE COMP., R. FR. BRAKE	-	1		
12	45127-HL6-A00	PIPE COMP., L. FR. BRAKE	-	1		
13	45131-HL6-A01	HOSE COMP., R. FR. BRAKE	-	1		
14	45132-HL6-A01	HOSE COMP., L. FR. BRAKE	-	1		
15	45463-HL6-A00	CLAMP B, R. FR. BRAKE HOSE	-	1		
16	45464-HL6-A00	CLAMP B, L. FR. BRAKE HOSE	-	1		
17	45465-HL6-A00	CLAMP, BRAKE HOSE	-	2		
18	46393-HL4-F41	CLIP, BRAKE PIPE	-	1		
19	46393-TR0-A01	CLIP, BRAKE PIPE	-	1		
20	46394-HL4-F41	CLIP, BRAKE PIPE	-	8		
21	46394-S04-003	CLIP A	-	3		
22	46394-SN7-003	CLIP, BRAKE PIPE	-	4		
23	90106-MEJ-D00	BOLT, FLANGE, 6X25	-	4		
24	90107-HC5-000	BOLT, FLANGE, 6X10	-	6		
25	90145-MS9-612	BOLT, OIL, 10X22(SAGA)	-	4		

3

F-5-1

BRAKE PIPE/BRAKE HOSE(SXS1000S2X)



Ref. No.	Part No.	Description	Reqd. QTY		Serial No.	Parts catalogue code
			SXS1000 S2R '19	S2X '19		
26	90545-300-000	WASHER, OIL BOLT	-	8		
27	90651-538-000	CLIP, BRAKE HOSE	-	2		

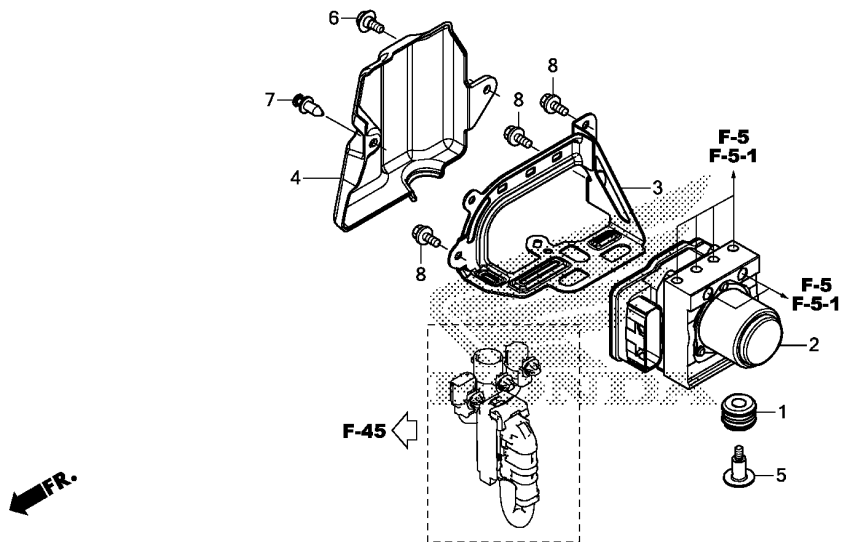


F-5-10

VSA MODULATOR

Service item

F.R.T.



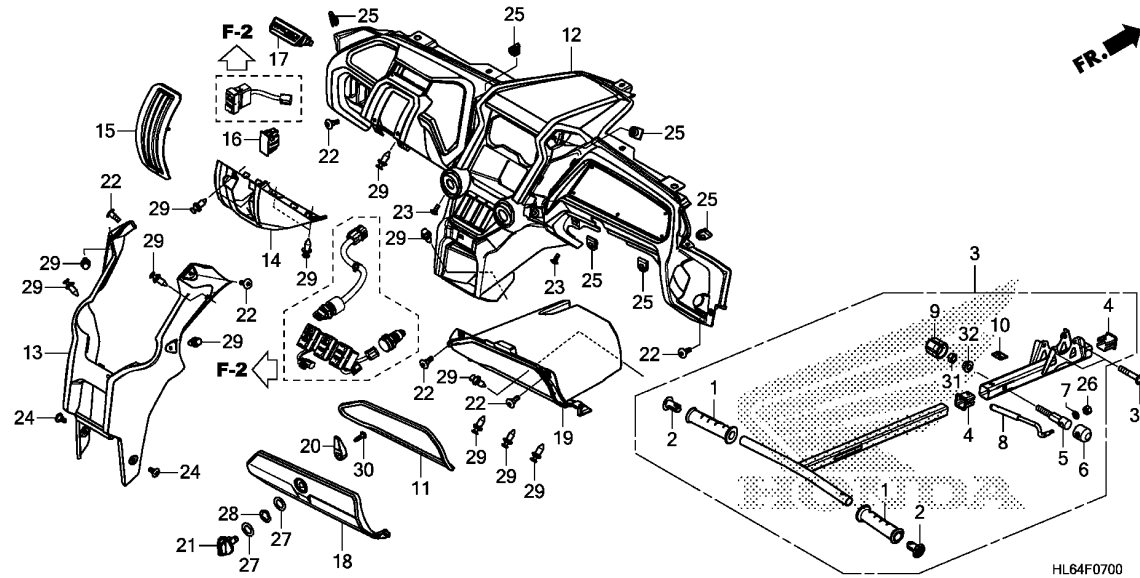
HL64F0510

Ref. No.	Part No.	Description	Reqd. QTY		Serial No.	Parts catalogue code
			SXS1000 S2R '19	S2X '19		
1	57101-TA0-003	RUBBER, MOUNT	3	3		
2	57110-HL6-A01	MODULATOR ASSY., VSA	1	1		
3	57120-HL6-A00	BRACKET COMP., MODULATOR	1	1		
4	57130-HL6-A00	COVER, MODULATOR	1	1		
5	57376-SNA-A00	BOLT, MOUNTING	3	3		
6	90111-KT1-780	BOLT, FLANGE, 6MM	1	1		
7	90653-HC4-900	CLIP, MUDGUARD	1	1		
8	95701-06012-07	BOLT, FLANGE, 6X12	3	3		

3

F-7

INSTRUMENT PANEL



Service item

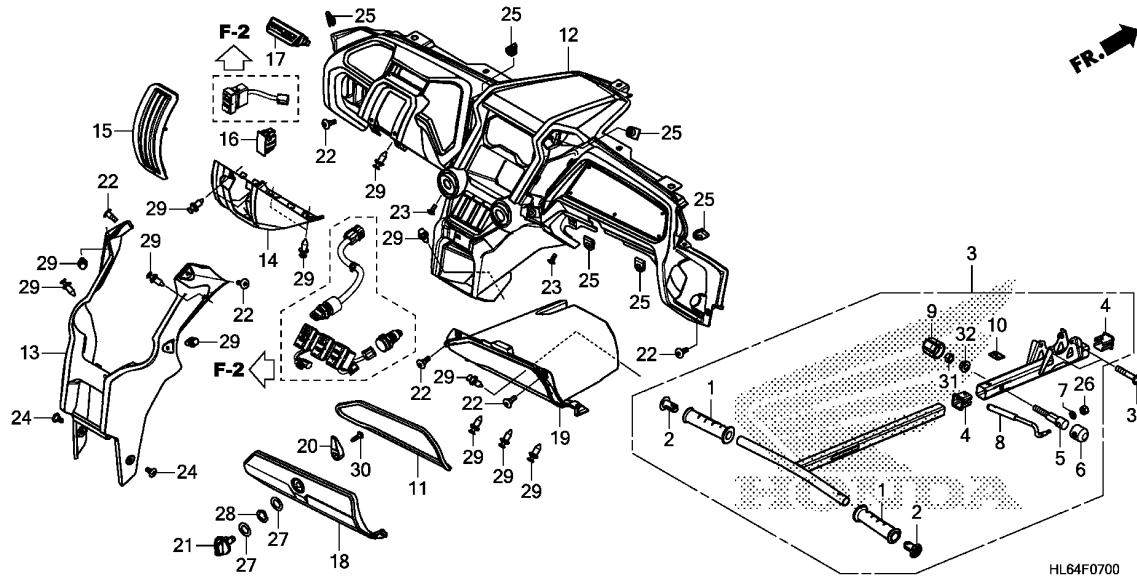
F.R.T.

Ref. No.	Part No.	Description	Reqd. QTY		Serial No.	Parts catalogue code
			SXS1000 S2R '19	S2X '19		
1	53165-HR6-A60	GRIP, HANDLE	2	2		
2	53167-HP5-600	GUARD, HANDLE END	2	2		
3	53200-HL6-A00	HANDLE COMP., GRAB	1	1		
4	53201-HL6-A00	COLLAR, HANDLE	2	2		
5	53211-HL6-A00	BOLT, CLAMP	1	1		
6	53212-HL6-A00	CAP, CLAMP BOLT	1	1		
7	53213-HL6-A00	WASHER, PLAIN, 5MM	1	1		
8	53214-HL6-A00	LEVER, CAM	1	1		
9	53215-HL6-A00	CAP, NUT	1	1		
10	53216-HL6-A00	LABEL, ANTI LUBRICATION	1	1		
11	61122-HL6-A00	SEAL, GLOVE BOX	1	1		
12	68100-HL6-A00	PANEL ASSY., INSTRUMENT	1	1		
13	68105-HL6-A00ZA	PANEL, CENTER INSTRUMENT				
		R373P.....PEARL REAPER RED	1	1		
	68105-HL6-A00ZC	*GY153P*..PEARL KRYPTON GREEN	1	-		
	68105-HL6-A00ZD	*PB405M*..DIVER BLUE METALLIC	-	1		
14	68106-HL6-A00	COVER, STEERING	1	1		
15	68107-HL6-A00	RUBBER, STEERING	1	1		
16	68109-HL6-A01	CAP, SWITCH BLANK	1	1		
17	68110-HL6-A01	CAP, INDICATOR BLANK	1	1		
18	68201-HL6-A00	LID, GLOVE BOX	1	1		
19	68205-HL6-A00	BOX, GLOVE	1	1		
20	68333-HL6-A00	LEVER, GLOVE BOX LOCK	1	1		
21	81332-HL4-A00ZA	KNOB, GLOVE BOX				
		NH1.....BLACK	1	1		

3

F-7

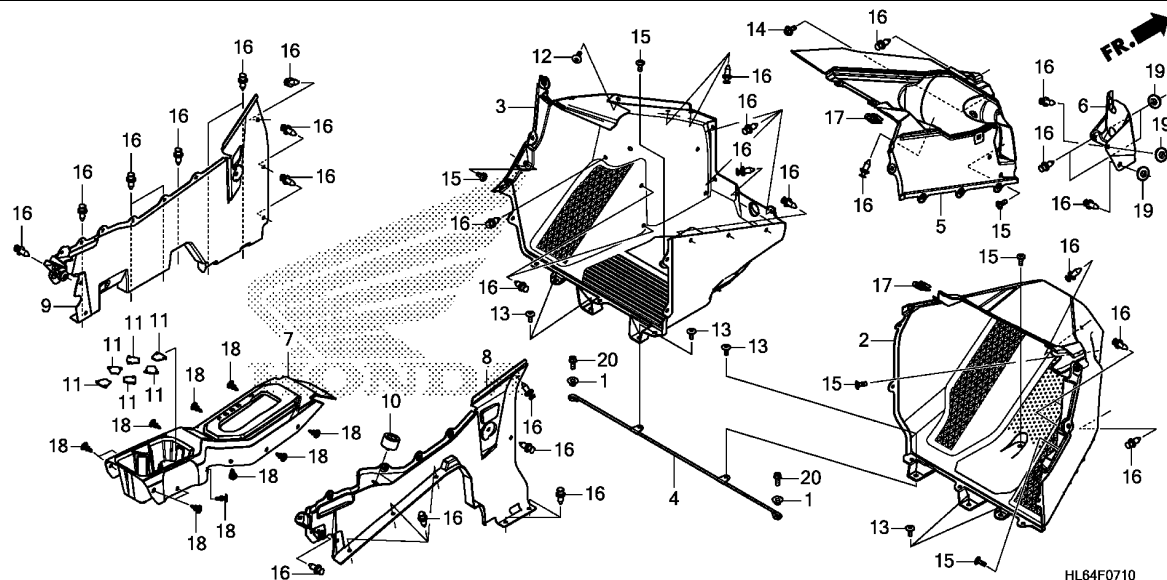
INSTRUMENT PANEL



Ref. No.	Part No.	Description	Reqd. QTY		Serial No.	Parts catalogue code
			SXS1000 S2R '19	S2X '19		
22	90102-HN5-670	SCREW, SPECIAL, 6X8	6	6		
23	90102-KWT-900	SCREW, PAN, 5X13	2	2		
24	90114-KWL-000	SCREW, SPECIAL, 6X14	2	2		
25	90323-SE0-000	NUT, CLIP, 6MM	6	6		
26	90325-GCT-J01	NUT, NYLON, 5MM	1	1		
27	90505-ZV1-000	WASHER, 14MM	2	2		
28	90506-ZV1-000	WASHER, WAVE, 14MM	1	1		
29	90653-HC4-900	CLIP, MUDGUARD	14	14		
30	93903-254J0	SCREW, TAPPING, 5X20	1	1		
31	94001-08000-0S	NUT, HEX., 8MM	1	1		
32	94050-08070	NUT, FLANGE, 8MM	1	1		
33	95701-08045-07	BOLT, FLANGE, 8X45	2	2		

F-7-10

FLOOR COVER/CONSOLE



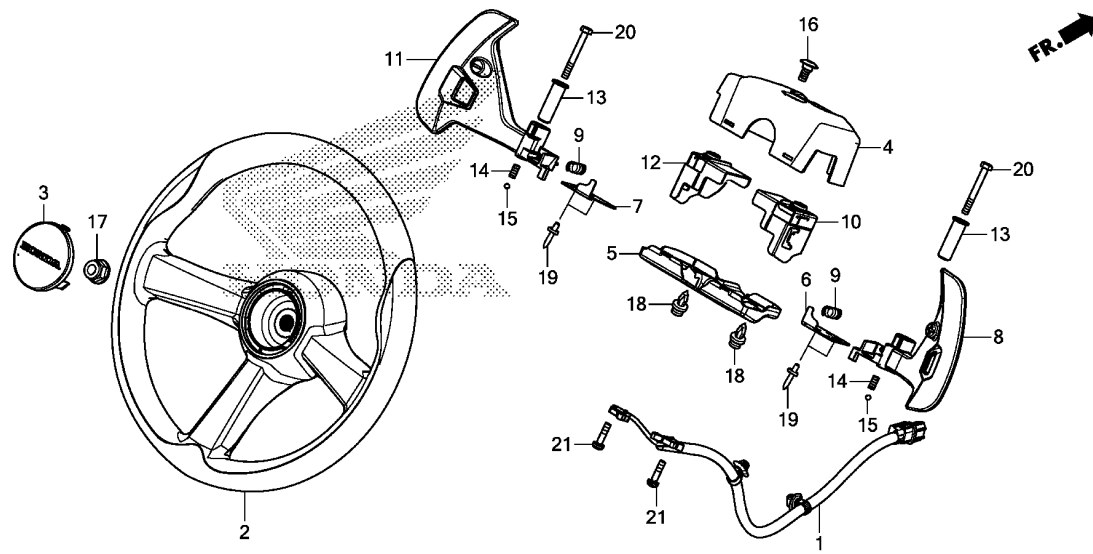
Service item F.R.T.

Ref. No.	Part No.	Description	Reqd. QTY		Serial No.	Parts catalogue code
			SXS1000	S2R S2X		
			'19	'19		
1	17223-KN5-670	COLLAR, AIR CLEANER COVER				
		SETTING	2	2		
2	64110-HL6-A00	FLOOR, R. FR.	1	1		
3	64160-HL6-A00	FLOOR, L. FR.	1	1		
4	64170-HL6-A00	WIRE, FLOOR	1	1		
5	64260-HL6-A00	COVER, L. FLOOR	1	1		
6	64270-HL6-A00	RUBBER, FLOOR COVER	1	1		
7	68310-HL6-A00	PANEL, TOP CENTER CONSOLE ...	1	1		
8	68320-HL6-A00	PANEL, R. CENTER CONSOLE	1	1		
9	68330-HL6-A00	PANEL, L. CENTER CONSOLE	1	1		
10	77206-329-000	RUBBER B, SEAT SETTING	1	1		
11	83400-HL6-A00	TAB, CUP HOLDER	6	6		
12	90102-HN5-670	SCREW, SPECIAL, 6X8	1	1		
13	90106-KBV-000	SCREW, PAN, 6X14	6	6		
14	90111-162-000	BOLT, FLANGE, 6MM	1	1		
15	90114-MFL-000	SCREW, SPECIAL, 6X16	6	6		
16	90653-HC4-900	CLIP, MUDGUARD	40	40		
17	90677-KAN-961	NUT, CLIP, 5MM	2	2		
18	91505-SLO-003	CLIP, COWL TOP	11	11		
19	94102-08800	WASHER, PLAIN, 8MM	4	4		
20	95701-06016-08	BOLT, FLANGE, 6X16	2	2		



F-8

STEERING WHEEL



HL64F0800

Service item

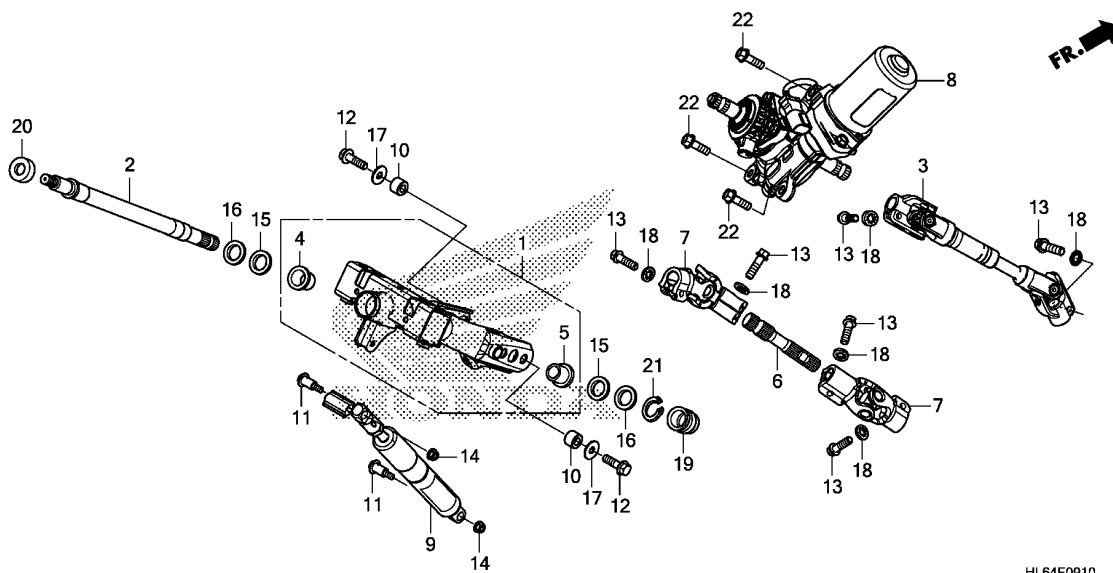
F.R.T.

3

Ref. No.	Part No.	Description	Reqd. QTY		Serial No.	Parts catalogue code
			SXS1000 S2R '19	S2X '19		
1	35440-HL6-A01	SWITCH ASSY., SHIFT CHANGE ..	1	1		
2	53110-HL3-A01	WHEEL COMP., STEERING	1	1		
3	53122-HL3-A00	CAP, STEERING	1	1		
4	77350-HL4-A00	COVER, PADDLE UPPER	1	1		
5	77360-HL4-A00	COVER, PADDLE LOWER	1	1		
6	78550-HL4-A00	PLATE, R. DETENT	1	1		
7	78555-HL4-A00	PLATE, L. DETENT	1	1		
8	78560-HL4-A00	PADDLE, R.	1	1		
9	78561-HL4-A00	SPRING, PADDLE	2	2		
10	78562-HL4-A00	RUBBER, R. DUST SEAL	1	1		
11	78565-HL4-A00	PADDLE, L.	1	1		
12	78567-HL4-A00	RUBBER, L. DUST SEAL	1	1		
13	78570-HL4-A00	COLLAR, PADDLE PIVOT	2	2		
14	78580-HL4-A00	SPRING, DETENT	2	2		
15	78590-HL4-A00	BALL, DETENT	2	2		
16	90106-KBV-000	SCREW, PAN, 6X14	1	1		
17	90380-SB2-003	NUT, SELF-LOCK(OHASHI)	1	1		
18	90653-HC4-900	CLIP, MUDGUARD	2	2		
19	90851-YM2-000	RIVET, BLIND(4X10.2)	4	4		
20	92101-06050-0A	BOLT, HEX., 6X50	2	2		
21	93892-03012-00	SCREW-WASHER, 3X12	2	2		

F-9-10

STEERING SHAFT



HL64F0910

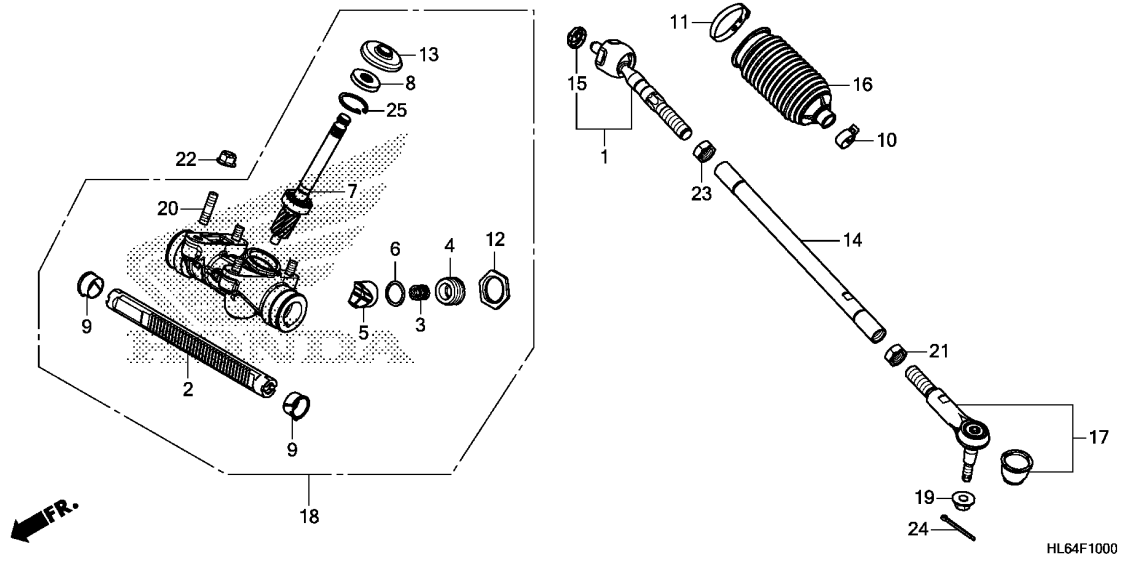
Service item F.R.T.

Ref. No.	Part No.	Description	Reqd. QTY		Serial No.	Parts catalogue code
			SXS1000	S2R S2X		
			'19	'19		
1	53255-HL4-A00	COLUMN SUB ASSY., STEERING ..	1	1		
2	53314-HL4-A00	SHAFT, STEERING UPPER	1	1		
3	53315-HL6-A01	SHAFT ASSY., STEERING	1	1		
4	53316-HL3-A00	BUSH, STEERING SHAFT UPPER ..	1	1		
5	53317-HL3-A00	BUSH, STEERING SHAFT LOWER ..	1	1		
6	53318-HL4-A00	SHAFT, STEERING MIDDLE	1	1		
7	53323-SW5-003	JOINT COMP. B, STEERING	2	2		
8	53600-HL6-A01	EPS UNIT	1	1		
9	53700-HL6-A01	DAMPER ASSY., STEERING	1	1		
10	53711-HL4-A00	COLLAR, STEERING PIVOT	2	2		
11	90110-HL4-A00	BOLT, SPECIAL, 6X28	2	2		
12	90133-HL4-A00	BOLT, FLANGE, 8X27	2	2		
13	90135-SB0-003	BOLT, STEERING YOKE, 8X28 (NIPPON SEIKO)	6	6		
14	90301-MG3-000	NUT, U, 6MM	2	2		
15	90454-428-000	WASHER, THRUST, 20MM	2	2		
16	90501-HL4-A00	WASHER, WAVE, 20MM	2	2		
17	90505-425-000	WASHER, 8MM	2	2		
18	90511-671-003	WASHER, TOOTHED LOCK	6	6		
19	91257-HL3-A01	SEAL, STEERING SHAFT LOWER ..	1	1		
20	91262-HL3-A01	SEAL, STEERING SHAFT UPPER ..	1	1		
21	94510-20000	CIRCLIP, EXTERNAL, 20MM	1	1		
22	95701-08025-08	BOLT, FLANGE, 8X25	3	3		



F-10

STEERING GEAR BOX/TIE ROD



Service item

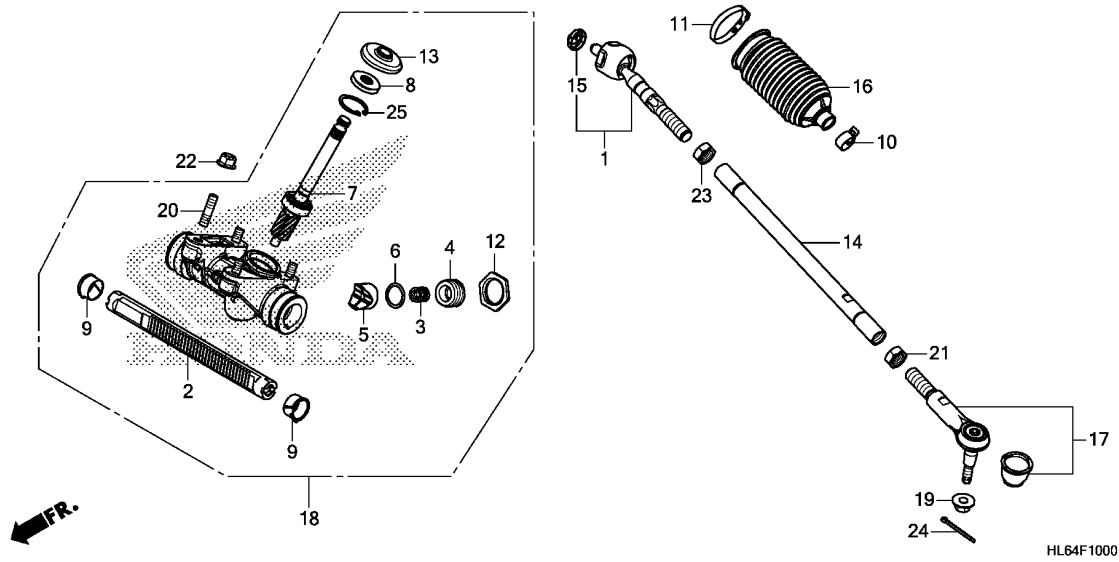
F.R.T.

Ref. No.	Part No.	Description	Reqd. QTY		Serial No.	Parts catalogue code
			SXS1000 S2R '19	S2X S2X '19		
1	53010-HL6-A01	END SET, TIE ROD	2	2		
2	53402-HL6-A01	RACK, STEERING	1	1		
3	53413-SH3-003	SPRING, RACK GUIDE PRESSURE	1	1		
4	53414-679-013	SCREW, RACK GUIDE	1	1		
5	53416-HL3-A00	GUIDE, STEERING RACK	1	1		
6	53418-SC2-003	WASHER, DISK	1	1		
7	53421-HL6-A01	PINION COMP., STEERING	1	1		
8	53426-671-003	DUST SEAL, STEERING PINION (ARAI)	1	1		
9	53430-HL6-A01	BUSH, RACK END	2	2		
10	53449-HL6-A01	BAND A, BELLOWS	2	2		
11	53449-S3A-J01	BAND, BELLOWS	2	2		
12	53458-SE0-003	NUT, RACK SCREW LOCK	1	1		
13	53502-S3A-J01	COVER, PINION DUST	1	1		
14	53521-HL6-A11	PIPE, TIE ROD	2	-		
	53521-HL6-A01		-	2		
15	53536-SR3-000	WASHER, TIE ROD LOCK	2	2		
16	53537-HL6-A01	DUST SEAL, TIE ROD	2	2		
17	53540-HL6-A01	END COMP., TIE ROD	2	2		
18	53840-HL6-A11	BOX COMP., STEERING GEAR	1	-		
	53840-HL6-A01		-	1		
19	90002-T2A-A00	NUT, FLANGE, 10MM	2	2		
20	90107-HL6-A00	BOLT, STUD, 10X21	4	4		
21	90301-HL6-A00	NUT, HEX., 16MM (LEFT HAND THREAD)	2	2		

3

F-10

STEERING GEAR BOX/TIE ROD

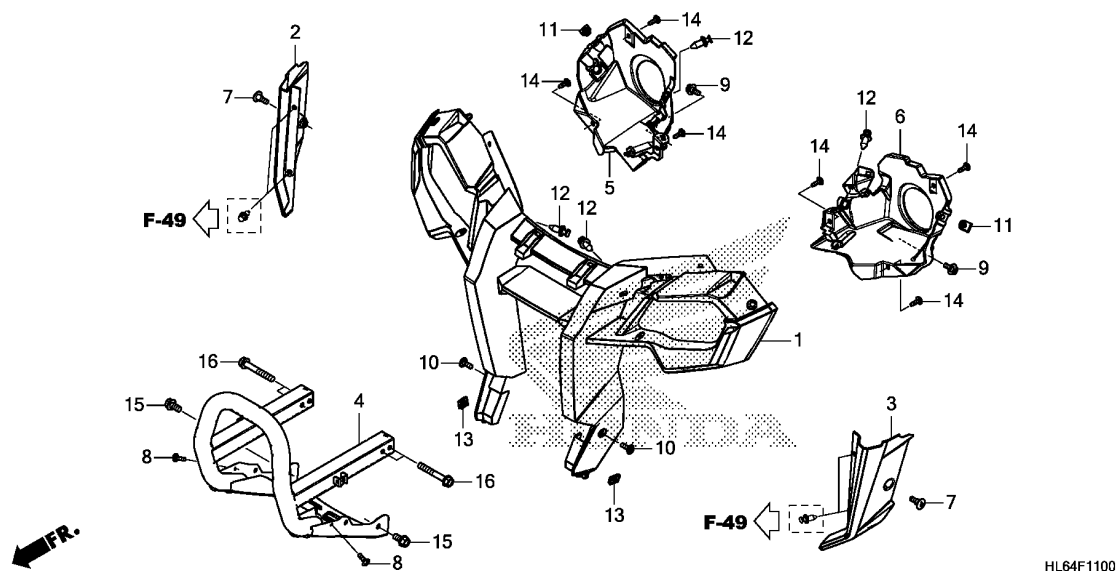


Ref. No.	Part No.	Description	Reqd. QTY		Serial No.	Parts catalogue code
			SXS1000 S2R '19	S2X '19		
22	90305-HC0-770	NUT, SELF-LOCK, 10MM	4	4		
23	94002-16280-0S	NUT, HEX., 16MM	2	2		
24	94201-20200	PIN, SPLIT, 2.0X20	2	2		
25	94520-35000	CIRCLIP, INTERNAL, 35MM	1	1		



F-11

FRONT GRILLE/FRONT BUMPER



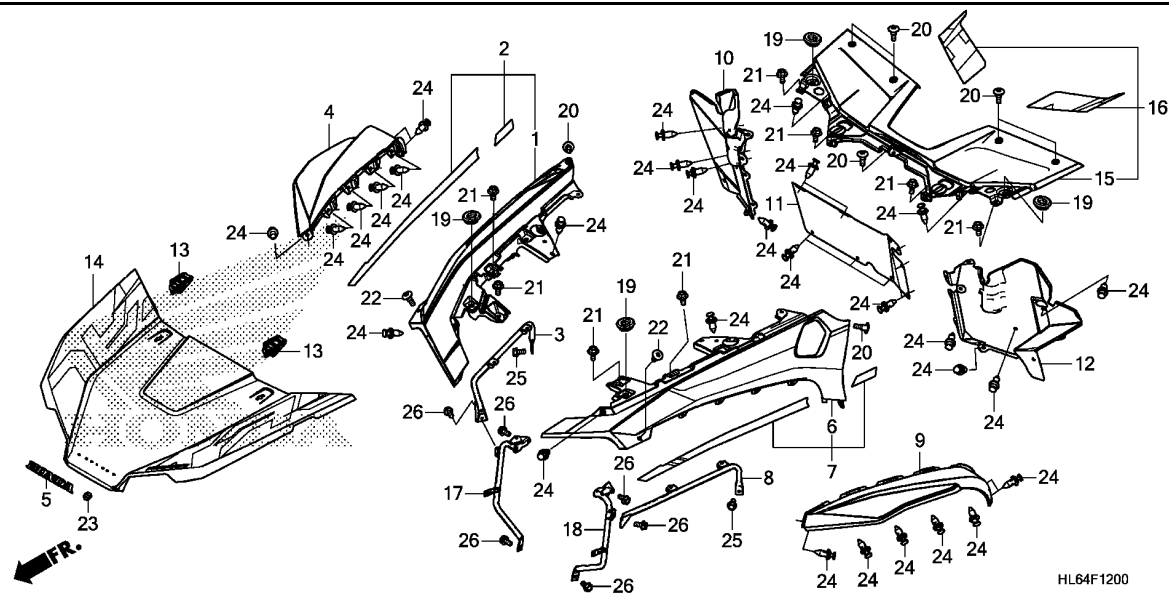
Service item

F.R.T.

Ref. No.	Part No.	Description	Reqd. QTY		Serial No.	Parts catalogue code
			SXS1000 S2R '19	S2X '19		
1	61400-HL6-A00	GRILLE, FR.	1	1		
2	61410-HL6-A00ZA	COVER, R. RADIATOR				
		R373P.....PEARL REAPER RED	1	1		
	61410-HL6-A00ZC	*GY153P*..PEARL KRYPTON GREEN	1	-		
	61410-HL6-A00ZB	*PB405M*..DIVER BLUE METALLIC	-	1		
3	61420-HL6-A00ZA	COVER, L. RADIATOR				
		R373P.....PEARL REAPER RED	1	1		
	61420-HL6-A00ZC	*GY153P*..PEARL KRYPTON GREEN	1	-		
	61420-HL6-A00ZB	*PB405M*..DIVER BLUE METALLIC	-	1		
4	62510-HL6-A00ZA	BUMPER COMP., FR.				
		NHC12.....MAT SATIN BLACK	1	1		
5	66301-HL6-A00	COVER, R. HEADLIGHT	1	1		
6	66302-HL6-A00	COVER, L. HEADLIGHT	1	1		
7	90102-HN5-670	SCREW, SPECIAL, 6X8	2	2		
8	90103-MGS-D50	SCREW, TRUSS, 5X16	2	2		
9	90111-162-000	BOLT, FLANGE, 6MM	2	2		
10	90114-MFL-000	SCREW, SPECIAL, 6X16	2	2		
11	90323-SEO-000	NUT, CLIP, 6MM	2	2		
12	90653-HC4-900	CLIP, MUDGUARD	4	4		
13	90677-KAN-961	NUT, CLIP, 5MM	2	2		
14	93903-25310	SCREW, TAPPING, 5X16	6	6		
15	95701-08016-07	BOLT, FLANGE, 8X16	2	2		
16	95701-08055-07	BOLT, FLANGE, 8X55	4	4		

F-12

FRONT FENDER/HOOD



Service item

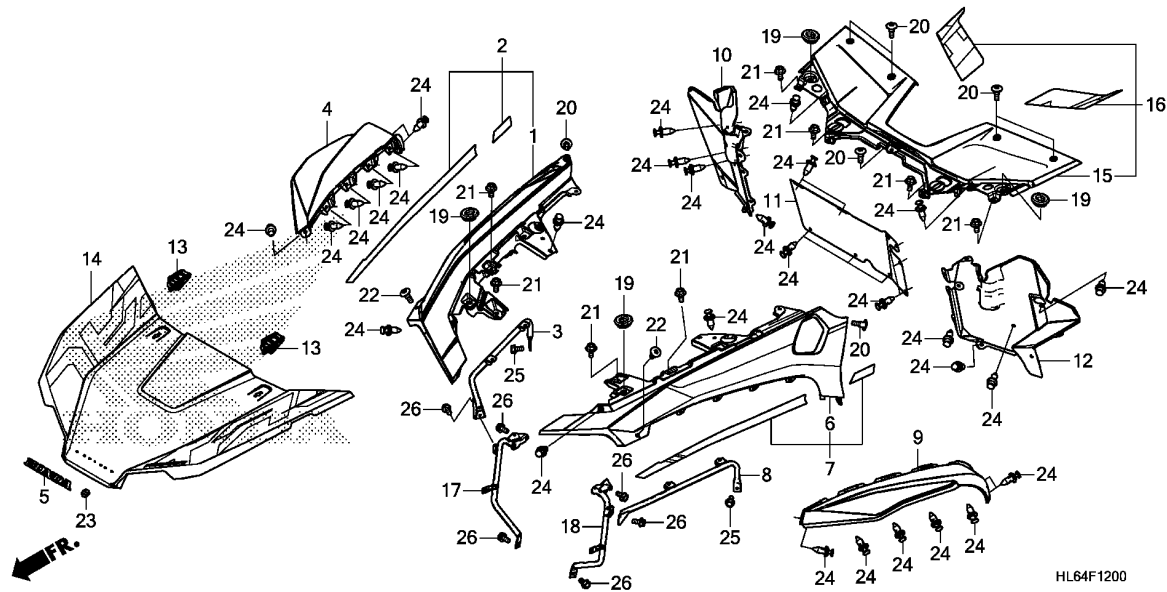
F.R.T.

Ref. No.	Part No.	Description	Reqd. QTY		Serial No.	Parts catalogue code
			SXS1000 S2R '19	S2X '19		
1	61100-HL6-A00ZA	FENDER, R. FR. *R373P*.....PEARL REAPER RED	1	-		
	61100-HL6-A00ZC	*GY153P*..PEARL KRYPTON GREEN	1	-		
2	61105-HL6-A00ZB	FENDER SET, R. FR.(WL) *TYPE1*.....	-	1		
	61105-HL6-A00ZE	*TYPE2 1*.....	-	1		
3	61110-HL6-A00	STAY, R. FR. FENDER	1	1		
4	61120-HL6-A00	FENDER, R. FR. UPPER OVER ...	1	1		
5	61155-HL6-A00ZA	EMBLEM, HONDA(175MM) *NH696*.....BLACK GLOSS 5	1	1		
6	61200-HL6-A00ZA	FENDER, L. FR. *R373P*.....PEARL REAPER RED	1	-		
	61200-HL6-A00ZC	*GY153P*..PEARL KRYPTON GREEN	1	-		
7	61205-HL6-A00ZB	FENDER SET, L. FR.(WL) *TYPE1*.....	-	1		
	61205-HL6-A00ZE	*TYPE2 1*.....	-	1		
8	61210-HL6-A00	STAY, L. FR. FENDER	1	1		
9	61220-HL6-A00	FENDER, L. FR. UPPER OVER ...	1	1		
10	61240-HL6-A00	COVER, R. MUD	1	1		
11	61250-HL6-A00	RUBBER, MUD COVER	1	1		
12	61260-HL6-A00	COVER, L. MUD	1	1		
13	61301-HL4-A01	CLIP, HOOD	2	2		
14	61305-HL6-A10ZC	HOOD SET, FR.(WL) *TYPE2*.....	1	-		
	61305-HL6-A10ZD	*TYPE1*.....	1	-		
	61305-HL6-A00ZA	*TYPE2*.....	-	1		
	61305-HL6-A00ZB	*TYPE1*.....	-	1		



F-12

FRONT FENDER/HOOD



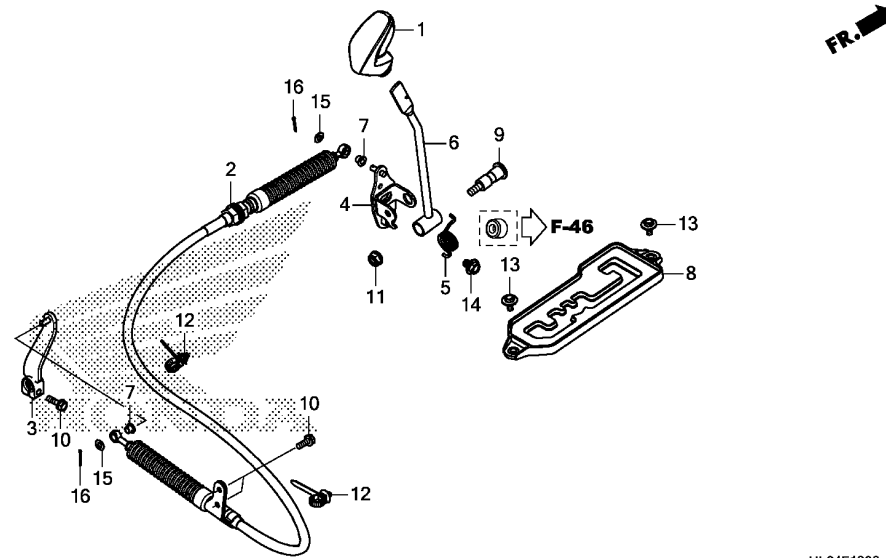
HL64F1200

Ref. No.	Part No.	Description	Reqd. QTY		Serial No.	Parts catalogue code
			SXS1000 S2R '19	S2X '19		
15	61310-HL6-A00ZA	HOOD, RR. *R373P*.....PEARL REAPER RED	-	1		
	61310-HL6-A00ZD	*NHC30M* MAT STEALTH GRAY METALLIC 2	-	1		
16	61315-HL6-A10ZC	HOOD SET, RR.(WL) *TYPE2*.....	1	-		
	61315-HL6-A10ZD	*TYPE1*.....	1	-		
17	66303-HL6-A00	STAY, R. HEADLIGHT	1	1		
18	66304-HL6-A00	STAY, L. HEADLIGHT	1	1		
19	83551-MA6-000	GROMMET, SIDE COVER	4	4		
20	90102-HN5-670	SCREW, SPECIAL, 6X8	7	7		
21	90111-162-000	BOLT, FLANGE, 6MM	8	8		
22	90148-HL4-F00	SCREW, PAN, 6X19	2	2		
23	90313-567-000	NUT, SPEED, 3MM	7	7		
24	90653-HC4-900	CLIP, MUDGUARD	36	36		
25	95701-06010-00	BOLT, FLANGE, 6X10	2	2		
26	95701-06012-08	BOLT, FLANGE, 6X12	6	6		

3

F-13

SELECT LEVER



Service item

F.R.T.

Ref. No.	Part No.	Description	Reqd. QTY		Serial No.	Parts catalogue code
			SXS1000	S2R S2X		
			'19	'19		
1	54050-HL6-A00ZA	GRIP, SELECT LEVER *NH1*.....BLACK	1	1		
2	54310-HL6-A01	CABLE ASSY., SHIFT	1	1		
3	54312-HL6-A00	ARM, SHIFT CHANGE	1	1		
4	54320-HL6-A00	PLATE COMP., SHIFT CHANGE ...	1	1		
5	54324-HN7-000	SPRING, SELECT LEVER	1	1		
6	54325-HL6-A00	LEVER COMP., SHIFT CHANGE ...	1	1		
7	54326-HL1-A00	BUSH, 8.1X6.2	2	2		
8	54335-HL6-A00	GATE, SHIFT	1	1		
9	90115-MAL-600	BOLT, CHANGE PIVOT	1	1		
10	90118-968-000	BOLT, FLANGE, 6X20	3	3		
11	90309-KF0-003	NUT, FLANGE, 8MM	1	1		
12	91540-STK-003	CLIP, HARNESS BAND(BLACK) (155.3MM)	2	2		
13	93404-06014-08	BOLT-WASHER, 6X14	2	2		
14	93406-08012-08	BOLT-WASHER, 8X12	1	1		
15	94101-06800	WASHER, PLAIN, 6MM	2	2		
16	94201-20151	PIN, SPLIT, 2.0	2	2		

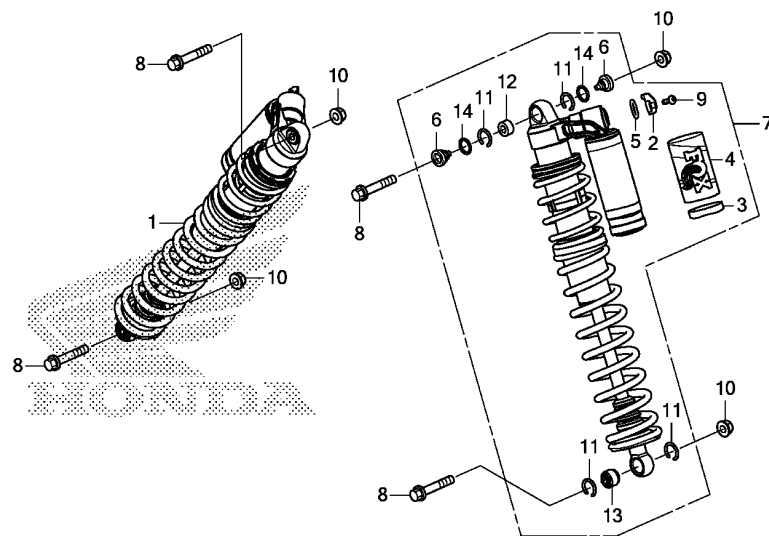
3

F-14

FRONT CUSHION(SXS1000S2R)

Service item

F.R.T.

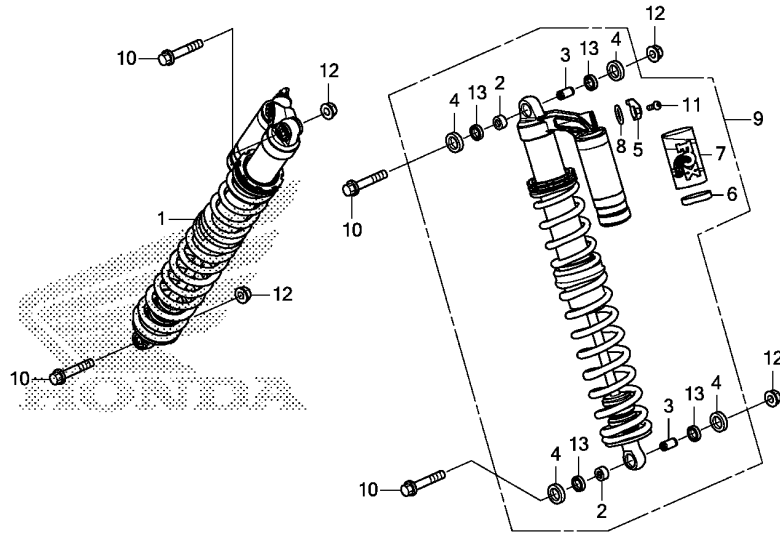


HL64F1400

Ref. No.	Part No.	Description	Reqd. QTY		Serial No.	Parts catalogue code
			SXS1000 S2R '19	S2X '19		
1	51400-HL6-A11ZA	CUSHION ASSY., R. FR.(FOX)	1	-		
	51400-HL6-A11ZB	*TYPE2*	1	-		
2	51426-HL4-F41	KNOB, DAMPING ADJUST	2	-		
3	51427-HL6-A11ZA	DECAL, BAND	2	-		
	51427-HL6-A11ZB	*TYPE2*	2	-		
	51427-HL6-A11ZB	*TYPE1*	2	-		
4	51428-HL6-A11ZA	DECAL, RESERVOIR	2	-		
	51428-HL6-A11ZB	*TYPE2*	2	-		
	51428-HL6-A11ZB	*TYPE1*	2	-		
5	51429-HL4-F41	DECAL, BASE VALVE	2	-		
6	51431-HL6-A11	REDUCER, EYELET	4	-		
7	51500-HL6-A11ZA	CUSHION ASSY., L. FR.(FOX)	1	-		
	51500-HL6-A11ZB	*TYPE2*	1	-		
	51500-HL6-A11ZB	*TYPE1*	1	-		
8	90101-HL6-A00	BOLT, FLANGE, 12X57	4	-		
9	90110-HL4-F41	BOLT, TORX	2	-		
10	90305-HC4-000	NUT, SELF-LOCK, 12MM	4	-		
11	90651-HL6-A11	RING, RETAINING, 1.290X0.050	8	-		
12	91075-HL6-A11	BEARING, SPHERICAL(UPPER)	2	-		
13	91077-HL6-A01	BEARING, SPHERICAL(LOWER)	2	-		
14	91351-HL6-A11	O-RING, 0.787X0.210	4	-		

F-14-1

FRONT CUSHION(SXS1000S2X)



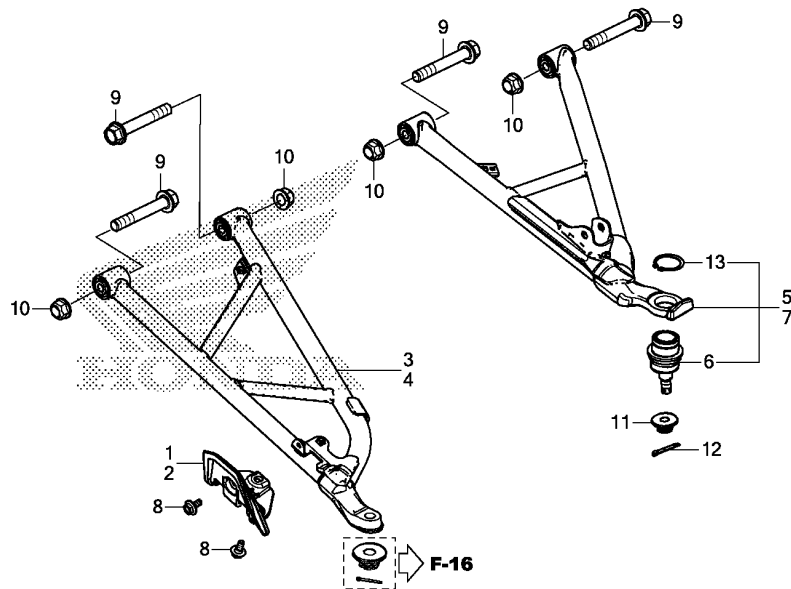
Service item

F.R.T.

Ref. No.	Part No.	Description	Reqd. QTY		Serial No.	Parts catalogue code
			SXS1000 S2R '19	S2X '19		
1	51400-HL6-A01ZA	CUSHION ASSY., R. FR.(FOX) *TYPE1*	-	1		
2	51421-HL4-F41	BUSHING, EYELET	-	4		
3	51422-HL4-F41	SLEEVE, EYELET	-	4		
4	51424-HL4-F41	SPACER, EYELET	-	8		
5	51426-HL4-F41	KNOB, DAMPING ADJUST	-	2		
6	51427-HL6-A01ZA	DECAL, BAND *TYPE1*	-	2		
7	51428-HL6-A01ZA	DECAL, RESERVOIR *TYPE1*	-	2		
8	51429-HL4-F41	DECAL, BASE VALVE	-	2		
9	51500-HL6-A01ZA	CUSHION ASSY., L. FR.(FOX) *TYPE1*	-	1		
10	90101-HL6-A00	BOLT, FLANGE, 12X57	-	4		
11	90110-HL4-F41	BOLT, TORX	-	2		
12	90305-HC4-000	NUT, SELF-LOCK, 12MM	-	4		
13	91353-HL4-F41	SEAL	-	8		

F-15

FRONT ARM



Service item

F.R.T.

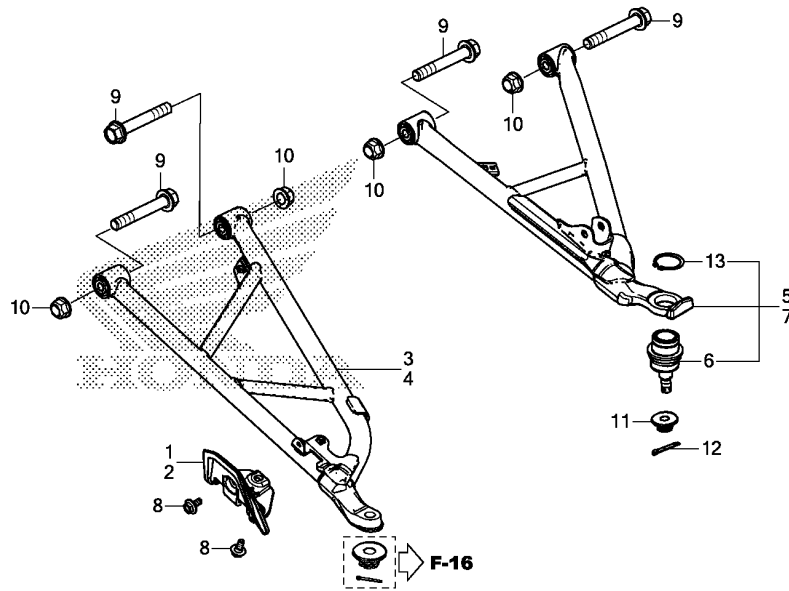
HL64F1500

3

Ref. No.	Part No.	Description	Reqd. QTY		Serial No.	Parts catalogue code
			SXS1000 S2R '19	S2X '19		
1	51325-HL6-A10	GUARD, R. FR. OUTBOARD	1	-		
	51325-HL6-A00	-	1		
2	51326-HL6-A10	GUARD, L. FR. OUTBOARD	1	-		
	51326-HL6-A00	-	1		
3	51350-HL6-A10ZB	ARM ASSY., R. FR. LOWER	1	-		
	TYPE1	1	-		
	51350-HL6-A10ZG	*TYPE4*	1	-		
	51350-HL6-A00ZA	*TYPE2*	-	1		
	51350-HL6-A00ZB	*TYPE1*	-	1		
4	51360-HL6-A10ZB	ARM ASSY., L. FR. LOWER	1	-		
	TYPE1	1	-		
	51360-HL6-A10ZG	*TYPE4*	1	-		
	51360-HL6-A00ZA	*TYPE2*	-	1		
	51360-HL6-A00ZB	*TYPE1*	-	1		
5	51370-HL6-A10ZB	ARM ASSY., R. FR. UPPER	1	-		
	TYPE1	1	-		
	51370-HL6-A10ZG	*TYPE4*	1	-		
	51370-HL6-A00ZA	*TYPE2*	-	1		
	51370-HL6-A00ZB	*TYPE1*	-	1		
6	51375-HL6-A02	JOINT COMP., FR. UPPER BALL	2	2		
7	51380-HL6-A10ZB	ARM ASSY., L. FR. UPPER	1	-		
	TYPE1	1	-		
	51380-HL6-A10ZG	*TYPE4*	1	-		
	51380-HL6-A00ZA	*TYPE2*	-	1		
	51380-HL6-A00ZB	*TYPE1*	-	1		
8	90111-KT1-780	BOLT, FLANGE, 6MM	4	4		
9	90116-HL6-A00	BOLT, FLANGE, 12X75	8	8		
10	90305-HC4-000	NUT, SELF-LOCK, 12MM	8	8		

F-15

FRONT ARM

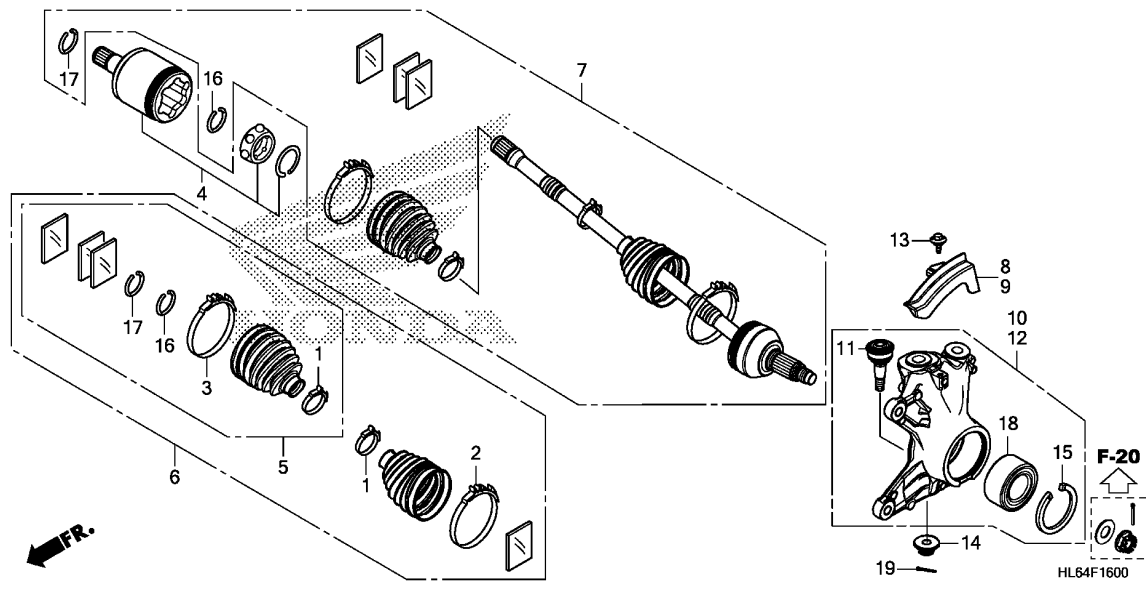


HL64F1500

Ref. No.	Part No.	Description	Reqd. QTY		Serial No.	Parts catalogue code
			SXS1000 S2R '19	S2X '19		
11	90365-SJA-000	NUT, CASTLE, 12MM	2	2		
12	94201-25200	PIN, SPLIT, 2.5X20	2	2		
13	94514-34000	CIRCLIP, EXTERNAL, 34MM	2	2		

F-16

FRONT KNUCKLE/FRONT DRIVESHAFT



Service item

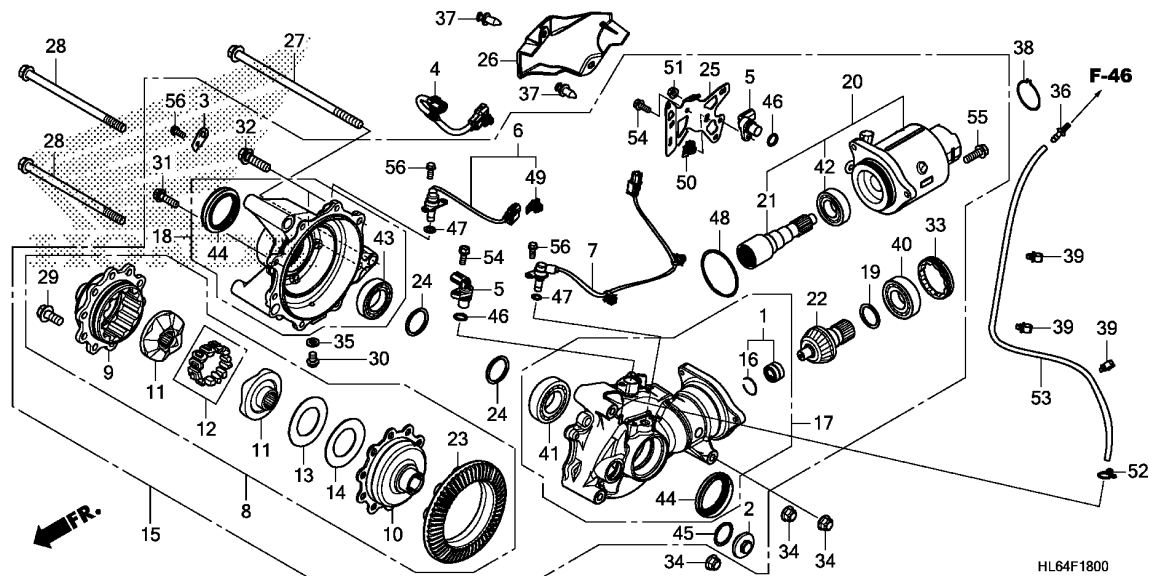
F.R.T.

3

Ref. No.	Part No.	Description	Reqd. QTY		Serial No.	Parts catalogue code
			SXS1000 S2R '19	S2X '19		
1	42215-HL4-F41	BAND, SHAFT BOOT	4	4		
2	42216-HL4-F41	BAND B, OUTBOARD	2	2		
3	42226-HL4-F41	BAND B, INBOARD	2	2		
4	44220-HL6-A01	JOINT COMP., FR. INBOARD	2	2		
5	44230-HL6-A01	BOOT SET, FR. INBOARD	2	2		
6	44240-HL6-A01	BOOT SET, FR.	2	2		
7	44250-HL6-A11	SHAFT SET, FR. DRIVE	2	-		
	44250-HL6-A01	-	2		
8	45255-HL6-A00	COVER, R. FR. DISK	1	1		
9	45256-HL6-A00	COVER, L. FR. DISK	1	1		
10	51200-HL6-A00	KNUCKLE ASSY., R. FR.	1	1		
11	51220-TY0-004	JOINT COMP., FR. LOWER BALL ..	2	2		
12	51250-HL6-A00	KNUCKLE ASSY., L. FR.	1	1		
13	90109-HL6-A00	BOLT, SHOULDER, 6X20(5.0) ...	2	2		
14	90365-SJA-000	NUT, CASTLE, 12MM	2	2		
15	90651-HL3-A40	CIRCLIP, INTERNAL(75)	2	2		
16	90653-HL4-F41	RING, OUTBOARD SNAP	2	2		
17	90666-HL6-A01	RING B, INBOARD SNAP	2	2		
18	91054-HL3-A41	BEARING, ANGULAR BALL, 40X74X36	2	2		
19	94201-25200	PIN, SPLIT, 2.5X20	2	2		

F-18

FRONT FINAL GEAR



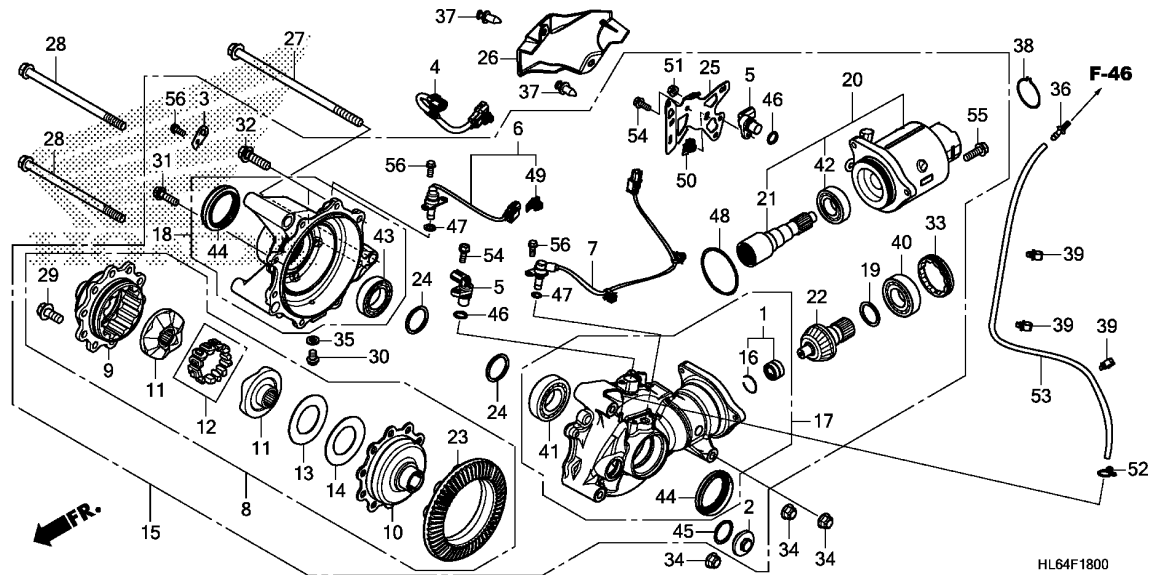
Service item

F.R.T.

Ref. No.	Part No.	Description	Reqd. QTY		Serial No.	Parts catalogue code
			SXS1000 S2R '19	S2X '19		
1	06910-HR0-F00	BEARING SET, NEEDLE	1	1		
2	12361-035-000	CAP, TAPPET ADJUSTING HOLE ..	1	1		
3	30535-HL6-A00	STAY, HARNESS CLIP	1	1		
4	32106-HL6-A00	SUB HARNESS, FR. DIFFERENTIAL	1	1		
5	37700-KZR-601	SENSOR ASSY., SPEED(TDK-EPC)	2	2		
6	38520-HL6-A01	SENSOR, R. FR. WHEEL SPEED ..	1	1		
7	38525-HL6-A01	SENSOR, L. FR. WHEEL SPEED ..	1	1		
8	41200-HL6-A01	DIFFERENTIAL ASSY., FR.	1	1		
9	41211-HL6-A01	CASE, FR. DIFFERENTIAL	1	1		
10	41212-HL6-A01	CAP, FR. DIFFERENTIAL CASE ..	1	1		
11	41231-HL6-A01	CAM, FACE(A)(66)	2	2		
12	41240-HL4-A01	FOLLOWER SET, CAM	1	1		
13	41251-HL4-A01	SHIM A(1.3)	1	1		
	41252-HL4-A01	SHIM B(1.4)	1	1		
	41253-HL4-A01	SHIM C(1.5)	1	1		
	41254-HL4-A01	SHIM D(1.6)	1	1		
	41255-HL4-A01	SHIM E(1.7)	1	1		
14	41261-HL6-A01	SPRING, DIFFERENTIAL SIDE				
		CONED	1	1		
15	41400-HL6-A00	GEAR ASSY., FR. FINAL	1	1		
16	41405-HA7-670	RING, STOPPER	1	1		
17	41411-HL6-A00	CASE SUB ASSY., FR. FINAL GEAR	1	1		
18	41412-HL4-F41	COVER SUB ASSY., FR. FINAL				
		GEAR	1	1		
19	41447-HM8-000	SHIM A, PINION GEAR(1.64) ...	1	1		
	41448-HM8-000	SHIM B, PINION GEAR(1.70) ...	1	1		

F-18

FRONT FINAL GEAR



Ref. No.	Part No.	Description	Reqd. QTY		Serial No.	Parts catalogue code
			SXS1000 S2R '19	S2X '19		
19)	41449-HM8-000	SHIM C, PINION GEAR(1.76) ...	1	1		
	41451-HM8-000	SHIM D, PINION GEAR(1.82) ...	1	1		
	41452-HM8-000	SHIM E, PINION GEAR(1.88) ...	1	1		
	41453-HM8-000	SHIM F, PINION GEAR(1.94) ...	1	1		
	41454-HM8-000	SHIM G, PINION GEAR(2.00) ...	1	1		
	41455-HM8-000	SHIM H, PINION GEAR(2.06) ...	1	1		
	41456-HM8-000	SHIM I, PINION GEAR(2.12) ...	1	1		
	41457-HM8-000	SHIM J, PINION GEAR(2.18) ...	1	1		
20	41500-HL6-A01	CLUTCH ASSY., FR. FINAL	1	1		
21	41515-HL6-A01	JOINT, FR. FINAL CLUTCH	1	1		
22	41521-HL6-A00	GEAR, FR. PINION(13T)	1	1		
23	41531-HL4-A00	GEAR, FR. RING(44T)	1	1		
24	41540-HA0-000	SPACER A, RING GEAR(1.82) ...	2	2		
	41541-HA0-000	SPACER B, RING GEAR(1.88) ...	2	2		
	41542-HA0-000	SPACER C, RING GEAR(1.94) ...	2	2		
	41543-HA0-000	SPACER D, RING GEAR(2.00) ...	2	2		
	41544-HA0-000	SPACER E, RING GEAR(2.06) ...	2	2		
	41545-HA0-000	SPACER F, RING GEAR(2.12) ...	2	2		
	41546-HA0-000	SPACER G, RING GEAR(2.18) ...	2	2		
	41547-HA0-000	SPACER H, RING GEAR(2.24) ...	2	2		
	41548-HA0-000	SPACER I, RING GEAR(2.30) ...	2	2		
	41561-HL4-A00	SPACER X, RING GEAR(1.14) ...	2	2		
	41562-HL4-A00	SPACER Y, RING GEAR(1.20) ...	2	2		
	41563-HL4-A00	SPACER Z, RING GEAR(1.76) ...	2	2		
	41564-HL4-A00	SPACER J, RING GEAR(1.80) ...	2	2		
	41565-HL4-A00	SPACER K, RING GEAR(1.86) ...	2	2		
	41566-HL4-A00	SPACER L, RING GEAR(1.92) ...	2	2		
	41567-HL4-A00	SPACER M, RING GEAR(1.98) ...	2	2		

F-18

FRONT FINAL GEAR

Ref. No.	Part No.	Description	Reqd. QTY		Serial No.	Parts catalogue code
			SXS1000 S2R '19	S2X '19		
24)	41568-HL4-A00	SPACER N, RING GEAR(2.04) ...	2	2		
25	41711-HL6-A00	STAY, CLUTCH COVER	1	1		
26	41713-HL6-A00	COVER, FR. FINAL CLUTCH	1	1		
27	90102-HP6-A00	BOLT, FLANGE, 10X213	1	1		
28	90103-GFZ-000	BOLT, FLANGE, 10X165	2	2		
29	90104-HL4-A00	BOLT, FLANGE, 10X23	10	10		
30	90109-371-000	BOLT, SEALING, 8MM	1	1		
31	90133-HP5-600	BOLT, FLANGE, 8X27	6	6		
32	90134-HP5-600	BOLT, FLANGE, 10X35	2	2		
33	90242-MB0-000	NUT, LOCK, 64MM	1	1		
34	90305-HC0-770	NUT, SELF-LOCK, 10MM	3	3		
35	90471-580-000	PACKING, 8MM	1	1		
36	90652-HF7-003	JOINT, BREATHER TUBE	1	1		
37	90653-HC4-900	CLIP, MUDGUARD	2	2		
38	90660-HL6-A00	CIRCLIP, SPECIAL, 41.7	1	1		
39	90682-MGS-D41	CLIP, CABLE	3	3		
40	91051-HL4-A01	BEARING, RADIAL BALL, 6206 ..	1	1		
41	91052-HL4-A01	BEARING, RADIAL BALL, 35X68X16	1	1		
42	91053-HL6-A01	BEARING, RADIAL BALL, 35X55X13	1	1		
43	91062-HP0-A01	BEARING, RADIAL BALL, 35X60X14 (NTN)	1	1		
44	91254-HL4-F41	OIL SEAL, 53X70X7	2	2		
45	91302-001-020	O-RING, 30.8MM	1	1		
46	91303-KF0-003	O-RING, 14.8X2.4(ARAI)	2	2		
47	91306-105-690	O-RING, 9.5X1.5	2	2		
48	91314-MG7-003	O-RING, 69.5X3(ARAI)	1	1		
49	91535-STK-003	CLIP, COUPLER(DARK BLUE)	1	1		
50	91535-TA0-003	CLIP, COUPLER(DARK BROWN) ...	1	1		
51	94050-06000	NUT, FLANGE, 6MM	1	1		
52	95002-02650	CLIP, TUBE(B6.5)	1	1		
53	95005-35600-10	TUBE, 3.5X600(95005-35001-10M)	1	1		
54	95701-06016-00	BOLT, FLANGE, 6X16	2	2		
55	95701-08025-00	BOLT, FLANGE, 8X25	3	3		
56	96001-06014-00	BOLT, FLANGE, 6X14	5	5		

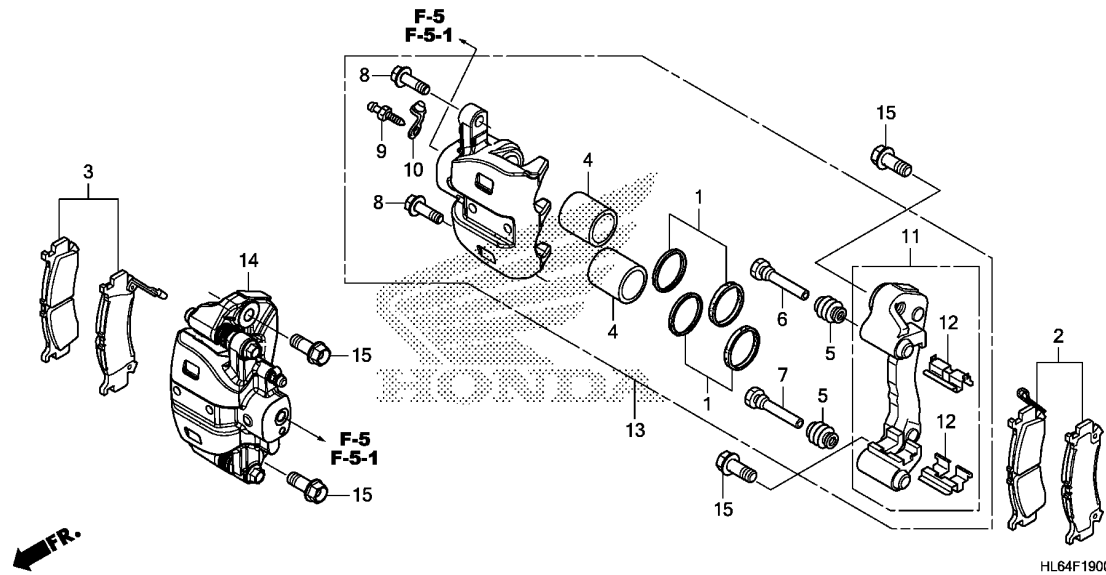


F-19

FRONT BRAKE CALIPER

Service item

F.R.T.

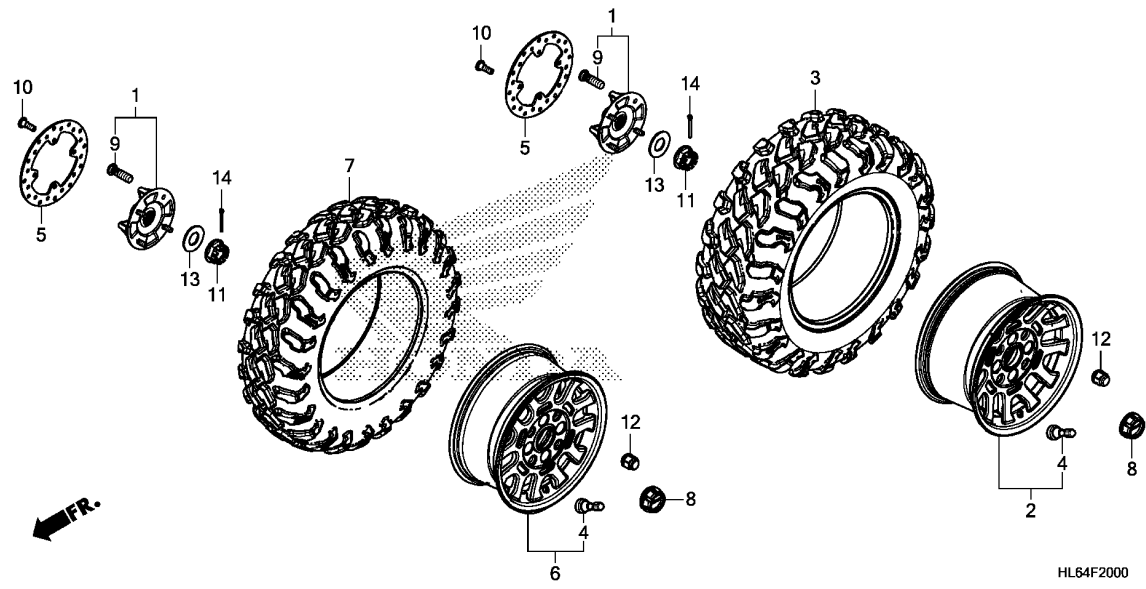


Ref. No.	Part No.	Description	Reqd. QTY		Serial No.	Parts catalogue code
			SXS1000 S2R '19	S2X '19		
1	06451-961-405	SEAL SET, PISTON	4	4		
2	06451-HL6-A01	PAD SET, L. FR.	1	1		
3	06452-HL6-A01	PAD SET, R. FR.	1	1		
4	43107-KFG-J21	PISTON	4	4		
5	43234-S04-003	COVER, DUST	4	4		
6	43235-HL4-A01	PIN B	2	2		
7	43235-HP0-A01	PIN A	2	2		
8	43240-S6M-J51	BOLT, FLANGE, 8X26	4	4		
9	43352-568-003	SCREW, BLEEDER(NISSIN)	2	2		
10	43353-461-771	CAP, BLEEDER	2	2		
11	45110-HL4-A01	BRACKET COMP., FR.	2	2		
12	45112-HP0-A01	RETAINER, FR. BRACKET	4	4		
13	45150-HL4-A01	CALIPER SUB ASSY., L. FR. (NISSIN)	1	1		
14	45250-HL4-A01	CALIPER SUB ASSY., R. FR. (NISSIN)	1	1		
15	90104-HL6-A00	BOLT, FLANGE, 12X33	4	4		

3

F-20

WHEEL



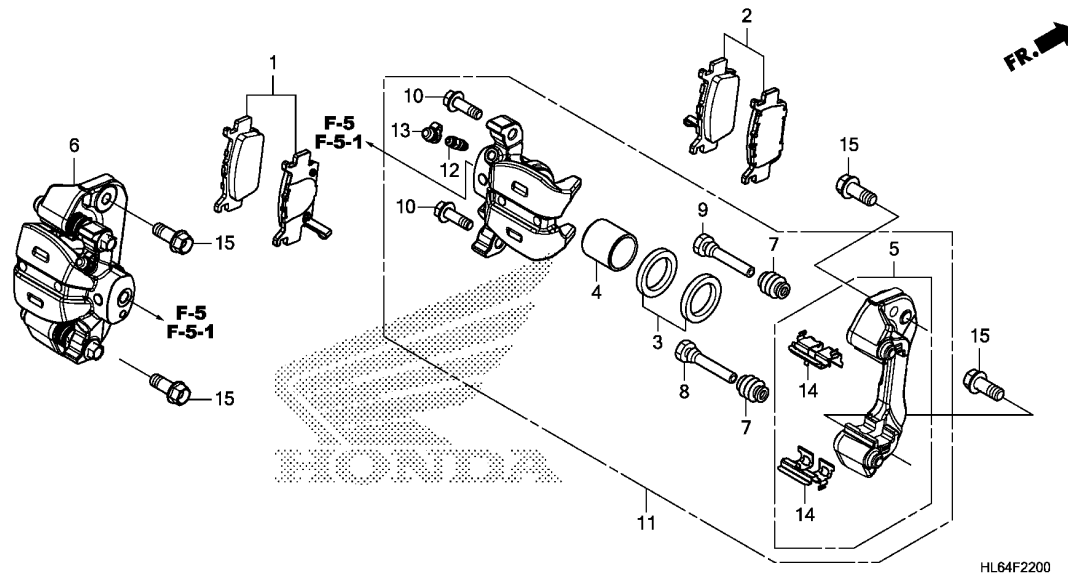
Service item

F.R.T.

Ref. No.	Part No.	Description	Reqd. QTY		Serial No.	Parts catalogue code
			SXS1000 S2R '19	S2X '19		
1	42615-HL6-A00	HUB SUB ASSY., WHEEL	4	4		
2	42650-HL6-A10	WHEEL SUB ASSY., RR.	2	-		
	42650-HL6-A00		-	2		
3	42711-HL6-A01	TIRE(28X11.00 R15NHS) (CHENG SHIN)	2	2		
4	42753-HL3-A00	VALVE, RIM(TR412)	4	4		
5	43251-HL6-A01	DISK, BRAKE	4	4		
6	44650-HL6-A10	WHEEL SUB ASSY., FR.	2	-		
	44650-HL6-A00		-	2		
7	44711-HL6-A01	TIRE(28X9.00 R15NHS) (CHENG SHIN)	2	2		
8	44732-HR6-A60	CAP, WHEEL CENTER	4	4		
9	90113-SAO-006	BOLT, WHEEL(SAGA)	16	16		
10	90116-HP6-A00	BOLT, DISK, 8X24	16	16		
11	90304-HM7-A10	NUT, AXLE, 20MM	4	4		
12	90307-MCA-000	NUT, WHEEL	16	16		
13	90509-HL6-A00	WASHER, PLAIN, 43MM	4	4		
14	94201-40300	PIN, SPLIT, 4.0X30	4	4		

F-22

REAR BRAKE CALIPER



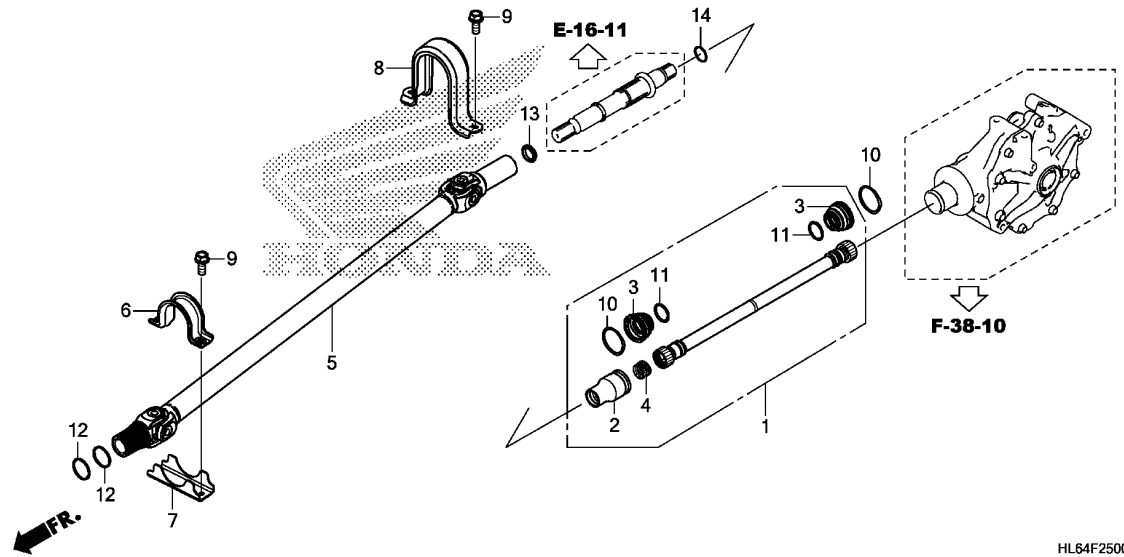
Service item	F.R.T.

3

Ref. No.	Part No.	Description	Reqd. QTY		Serial No.	Parts catalogue code
			SXS1000 S2R '19	S2X '19		
1	06431-HL6-A01	PAD SET, L. RR.	1	1		
2	06432-HL6-A01	PAD SET, R. RR.	1	1		
3	06451-961-405	SEAL SET, PISTON	2	2		
4	43107-KFG-J21	PISTON	2	2		
5	43110-HL4-A01	BRACKET COMP., RR.	2	2		
6	43150-HL6-A01	CALIPER SUB ASSY., L. RR. (NISSIN)	1	1		
7	43234-S04-003	COVER, DUST	4	4		
8	43235-HL4-A01	PIN B	2	2		
9	43235-HP0-A01	PIN A	2	2		
10	43240-S6M-J51	BOLT, FLANGE, 8X26	4	4		
11	43250-HL6-A01	CALIPER SUB ASSY., R. RR. (NISSIN)	1	1		
12	43352-568-003	SCREW, BLEEDER(NISSIN)	2	2		
13	43353-461-771	CAP, BLEEDER	2	2		
14	45112-HP0-B81	RETAINER, FR. BRACKET	4	4		
15	90105-HL6-A00	BOLT, FLANGE, 10X29	4	4		

F-25

PROPELLER SHAFT



Service item

F.R.T.

Ref. No.	Part No.	Description	Reqd. QTY		Serial No.	Parts catalogue code
			SXS1000 S2R '19	S2X '19		
1	40200-HL6-A01	SHAFT ASSY., RR. PROPELLER ..	1	1		
2	40202-HL4-A00	JOINT, RR. PROPELLER SHAFT ..	1	1		
3	40203-HL4-A00	BOOT, RR. PROPELLER	2	2		
4	40215-HL4-A00	SPRING, PROPELLER SHAFT	1	1		
5	40400-HL6-A01	SHAFT ASSY., FR. PROPELLER ..	1	1		
6	40421-HL6-A00	GUARD A, PROPELLER SHAFT	1	1		
7	40422-HL6-A00	GUARD B, PROPELLER SHAFT	1	1		
8	40423-HL6-A00	GUARD C, PROPELLER SHAFT	1	1		
9	90175-SCV-A00	BOLT, FLANGE, 8X18	4	4		
10	91301-HM7-A00	BAND, BOOT(D32)	2	2		
11	91303-HM7-A00	BAND, BOOT(D20)	2	2		
12	91305-KT7-003	O-RING, 37X2.4(ARAI)	2	2		
13	91352-HL6-A01	O-RING, SPECIAL, 24.5	1	1		
14	91361-HL4-A01	O-RING, 25.5X1.9	1	1		

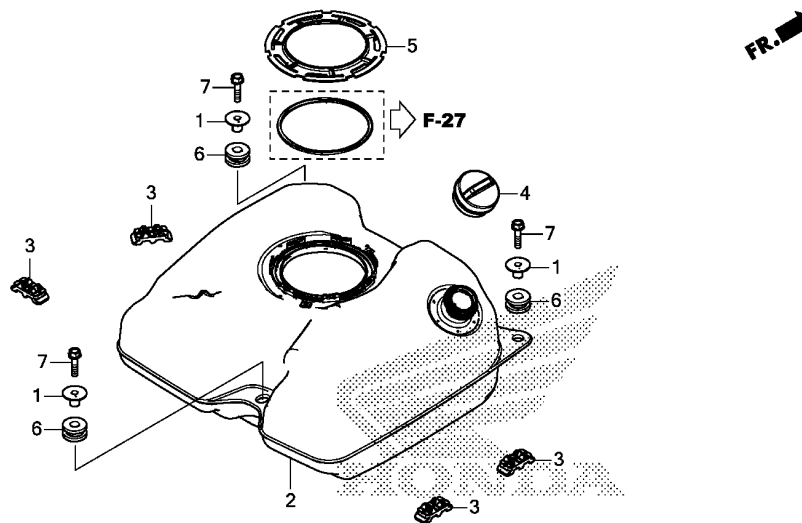


F-26

FUEL TANK

Service item

F.R.T.



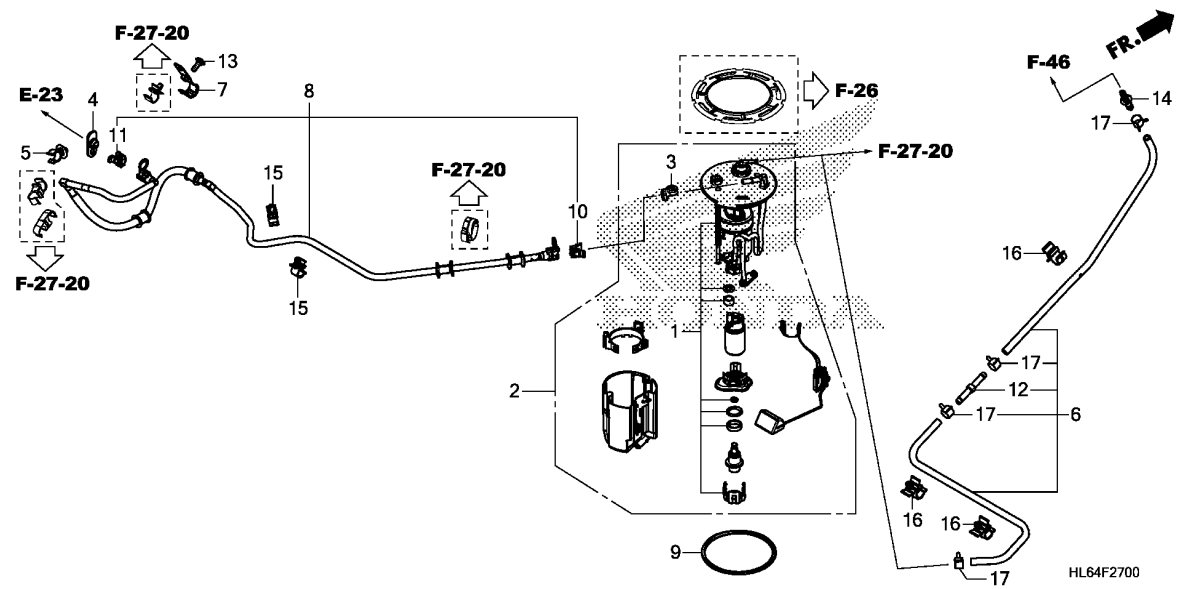
HL64F2600

Ref. No.	Part No.	Description	Reqd. QTY		Serial No.	Parts catalogue code
			SXS1000 S2R '19	S2X '19		
1	17505-HL6-A00	COLLAR, TANK MOUNTING	3	3		
2	17510-HL6-A00	TANK COMP., FUEL	1	1		
3	17612-HL6-A01	CUSHION, FUEL TANK	4	4		
4	17620-MEH-003	CAP ASSY., FUEL TANK	1	1		
5	17719-HR3-A21	RING, FUEL PUMP LOCKING	1	1		
6	18334-KA3-830	RUBBER, SILENCER	3	3		
7	95701-06025-08	BOLT, FLANGE, 6X25	3	3		

3

F-27

FUEL PUMP



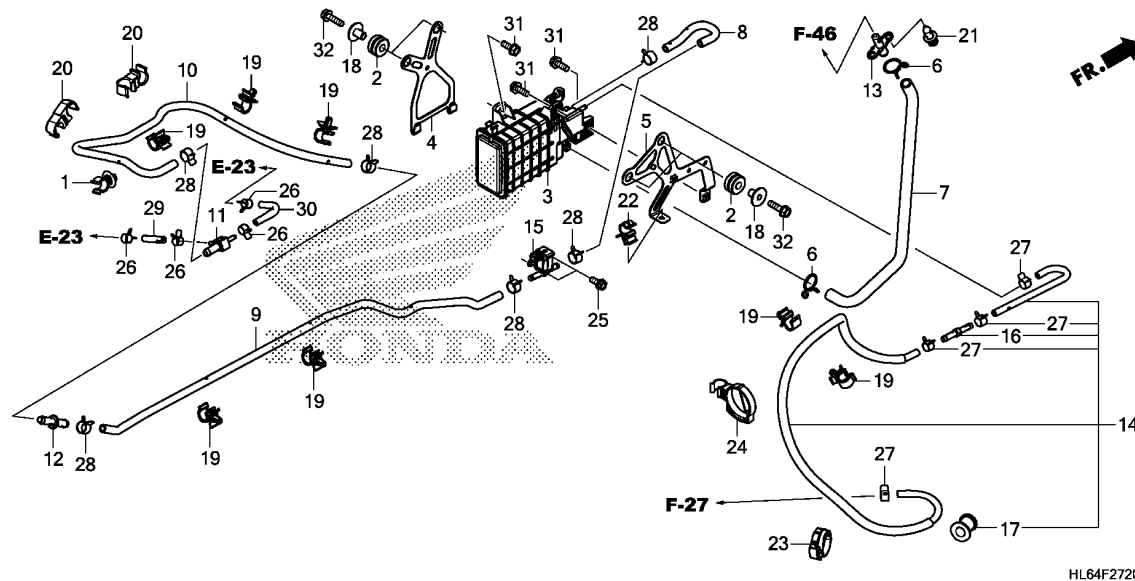
Service item F.R.T.

Ref. No.	Part No.	Description	Reqd. QTY		Serial No.	Parts catalogue code
			SXS1000 S2R '19	S2X '19		
1	16010-HL6-A01	STRAINER SET, FUEL	1	1		
2	16700-HL6-A01	PUMP UNIT, FUEL	1	1		
3	16719-HW1-670	DAMPER, CONNECTOR	1	1		
4	16719-MEW-920	DAMPER, CONNECTOR	1	1		
5	16725-PNA-003	CLAMP A, FUEL HOSE	1	1		
6	17511-HL6-B00	TUBE, FUEL TANK BREATHER	1	1	-----	A,CM
7	17561-HL6-A00	STAY COMP., FUEL HOSE	1	1		
8	17570-HL6-A01	HOSE COMP., FUEL FEED	1	1		
9	17574-HR3-A21	PACKING, FUEL PUMP	1	1		
10	17711-SOX-003	RETAINER(ORANGE)(TOKAI)	1	1		
11	17711-SOX-931	RETAINER(BLUE GREEN)(TOKAI) .	1	1		
12	41931-RMH-000	JOINT, BREATHER	1	1	-----	A,CM
13	90114-MFL-000	SCREW, SPECIAL, 6X16	1	1		
14	90652-HF7-003	JOINT, BREATHER TUBE	1	1	-----	A,CM
15	90652-HL4-A01	CLIP	2	2		
16	90669-HL6-A01	CLIP, HOSE, 10.5	3	3	-----	A,CM
17	95002-41000-08	CLAMP, TUBE(D10)	4	4	-----	A,CM



F-27-20

EVAP CANISTER



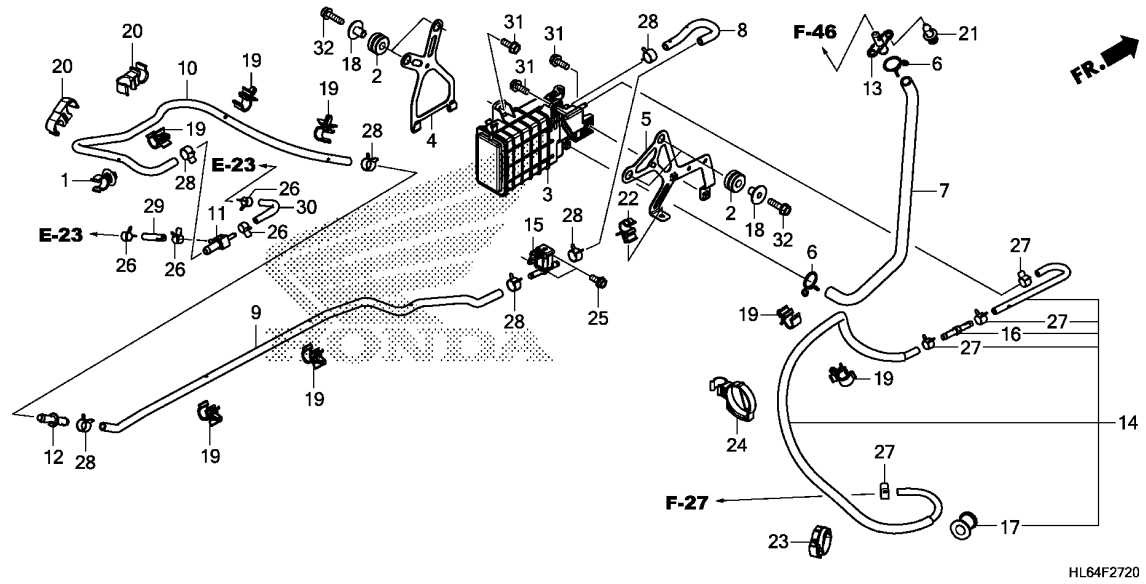
Service item

F.R.T.

Ref. No.	Part No.	Description	Reqd. QTY		Serial No.	Parts catalogue code
			SXS1000 S2R '19	S2X S2X '19		
1	16725-PNA-003	CLAMP A, FUEL HOSE	1	1	-----	AC
2	17245-107-010	RUBBER, AIR CLEANER CASE MOUNTING	4	4	-----	AC
3	17300-HL3-G01	CANISTER COMP.(ROKI)	1	1	-----	AC
4	17315-HL6-A00	BRACKET COMP., CANISTER	1	1	-----	AC
5	17316-HL6-A00	STAY COMP., PURGE CONTROL VALVE	1	1	-----	AC
6	17369-KB4-670	CLIP, BREATHER TUBE	2	2	-----	AC
7	17411-HL6-A00	TUBE, CANISTER OPEN AIR	1	1	-----	AC
8	17413-HL6-A00	TUBE(PCSV-CANISTER)	1	1	-----	AC
9	17414-HL6-A00	TUBE(PCSV-JOINT)(FR.)	1	1	-----	AC
10	17415-HL6-A00	TUBE(PCSV-JOINT)(RR.)	1	1	-----	AC
11	17420-HL6-A00	JOINT, PURGE	1	1	-----	AC
12	17421-HL6-A00	JOINT, STRAIGHT(7.5)	1	1	-----	AC
13	17422-HL6-A00	JOINT, OPEN AIR	1	1	-----	AC
14	17517-HL6-A00	TUBE ASSY., CANISTER	1	1	-----	AC
15	36162-KZL-931	VALVE, PURGE CONTROL SOLENOID	1	1	-----	AC
16	41931-RMH-000	JOINT, BREATHER	1	1	-----	AC
17	50608-HM7-000	RUBBER, MUFFLER MOUNTING	1	1	-----	AC
18	61104-428-010	COLLAR, FR. FENDER(WHITE)	4	4	-----	AC
19	90652-HL4-A01	CLIP	7	7	-----	AC
20	90652-HL4-G01	CLAMP, TUBE(D13-D12.2)	2	2	-----	AC
21	90653-HC4-900	CLIP, MUDGUARD	2	2	-----	AC
22	90669-HL6-A01	CLIP, HOSE, 10.5	1	1	-----	AC
23	90683-HL6-A01	CLIP, FUEL HOSE	1	1	-----	AC

F-27-20

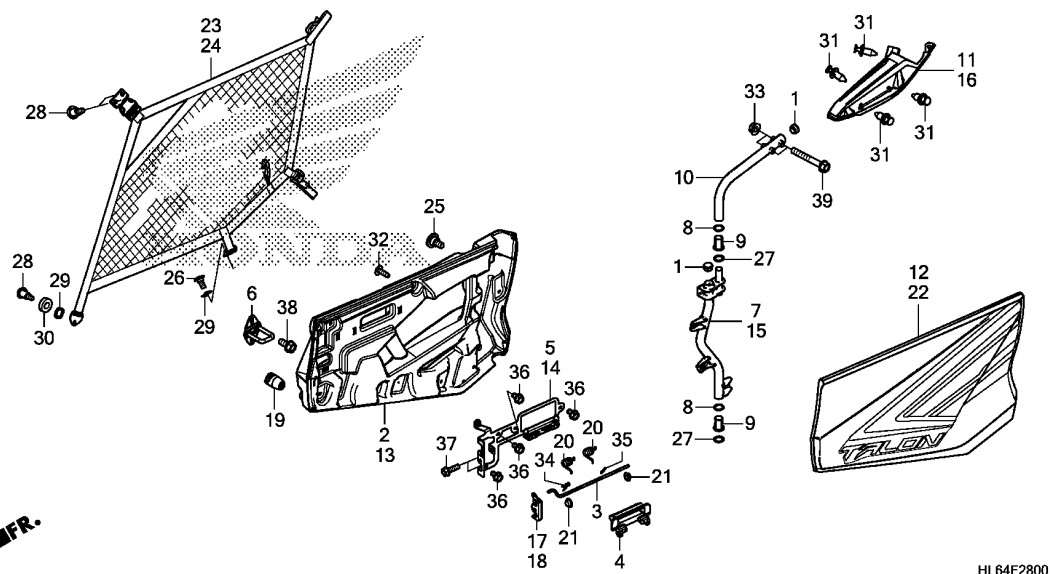
EVAP CANISTER



Ref. No.	Part No.	Description	Reqd. QTY		Serial No.	Parts catalogue code
			SXS1000 S2R '19	S2X '19		
24	90684-HL6-A01	CLIP, CANISTER TUBE	1	1	-----	AC
25	93401-05010-00	BOLT-WASHER, 5X10	2	2	-----	AC
26	95002-40730-08	CLAMP, TUBE(D7.3)	4	4	-----	AC
27	95002-41000-08	CLAMP, TUBE(D10)	4	4	-----	AC
28	95002-41200-08	CLAMP, TUBE(D12)	6	6	-----	AC
29	95005-35040-20	TUBE, 3.5X40(95005-35001-20M)	1	1	-----	AC
30	95005-35090-20	TUBE, 3.5X90(95005-35001-20M)	1	1	-----	AC
31	95701-06016-08	BOLT, FLANGE, 6X16	3	3	-----	AC
32	95701-06022-08	BOLT, FLANGE, 6X22	4	4	-----	AC

F-28

DOOR

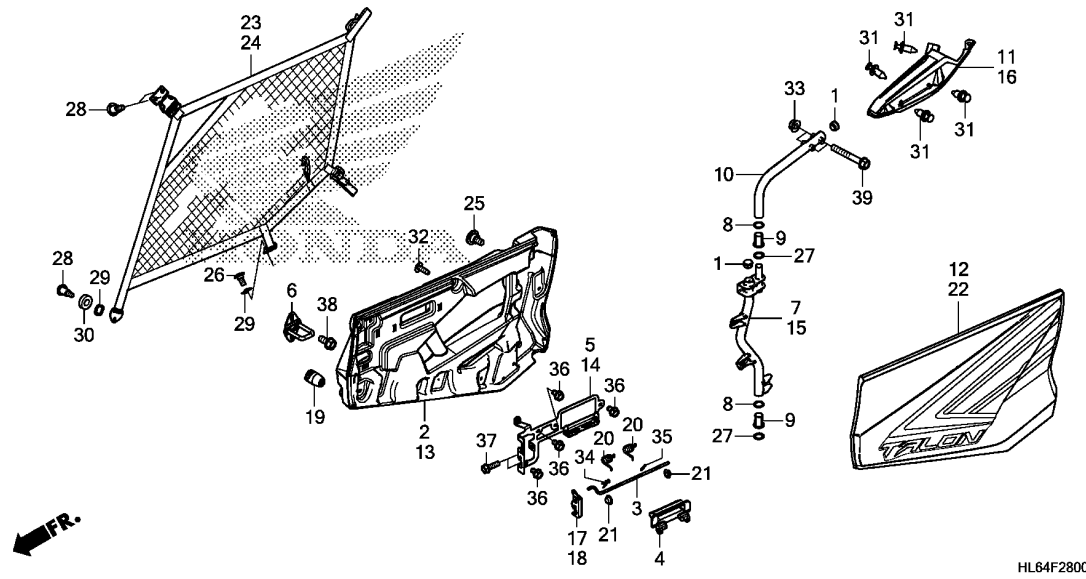


Service item F.R.T.

Ref. No.	Part No.	Description	Reqd. QTY		Serial No.	Parts catalogue code
			SXS1000 S2R '19	S2X '19		
1	50190-HN6-F30	CAP, PIPE END	4	4		
2	67100-HL6-A00	PANEL, R. FR. DOOR	1	1		
3	67102-HL6-A00	ROD, DOOR LATCH	2	2		
4	67103-HL6-A00	HANDLE, DOOR	2	2		
5	67104-HL6-A00	PLATE, R. DOOR HANDLE	1	1		
6	67106-HL6-A00	STRIKER COMP., DOOR	2	2		
7	67111-HL6-A00	PIPE COMP., R. LOWER HINGE ..	1	1		
8	67112-HL6-A00	WASHER, 23X28X1.6	4	4		
9	67113-HL6-A00	COLLAR, HINGE	4	4		
10	67114-HL6-A00	PIPE COMP., UPPER HINGE	2	2		
11	67116-HL6-A00	COVER, R. HINGE PIPE	1	1		
12	67155-HL6-A10ZC	COVER SET, R. FR. DOOR(WL)				
	TYPE2	1	-		
	67155-HL6-A10ZD	*TYPE1*	1	-		
	67155-HL6-A00ZA	*TYPE2*	-	1		
	67155-HL6-A00ZB	*TYPE1*	-	1		
13	67200-HL6-A00	PANEL, L. FR. DOOR	1	1		
14	67204-HL6-A00	PLATE, L. DOOR HANDLE	1	1		
15	67211-HL6-A00	PIPE COMP., L. LOWER HINGE ..	1	1		
16	67216-HL6-A00	COVER, L. HINGE PIPE	1	1		
17	67236-HL1-A01	LATCH COMP., R. DOOR	1	1		
18	67237-HL1-A01	LATCH COMP., L. DOOR	1	1		
19	67239-HL1-A00	STOPPER, DOOR	2	2		
20	67241-HL1-A00	SPRING, DOOR LEVER	4	4		
21	67243-HL1-A00	BUSH, FLANGE, 6MM	4	4		

F-28

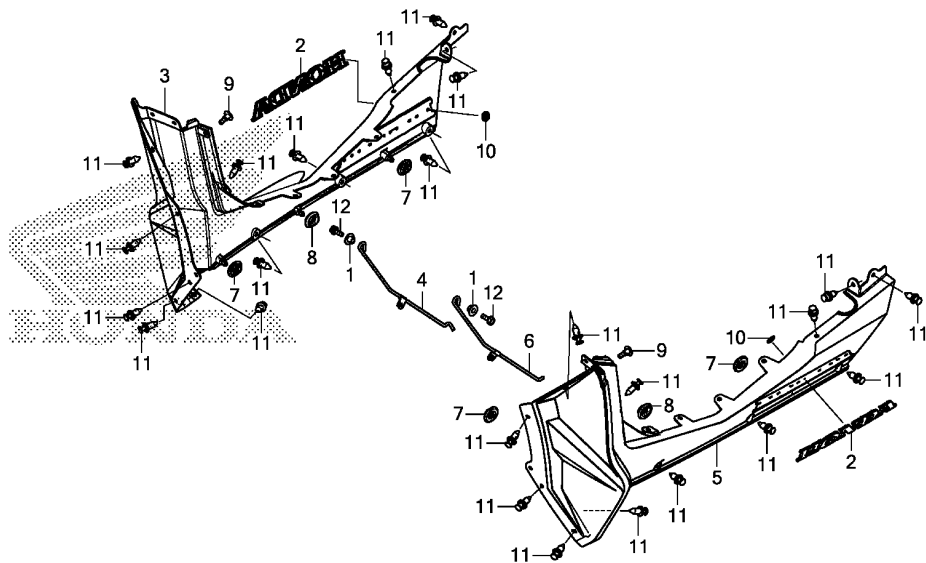
DOOR



Ref. No.	Part No.	Description	Reqd. QTY		Serial No.	Parts catalogue code
			SXS1000	S2R S2X		
			'19	'19		
22	67255-HL6-A10ZC	COVER SET, L. FR. DOOR(WL)				
		TYPE2	1	-		
	67255-HL6-A10ZD	*TYPE1*	1	-		
	67255-HL6-A00ZA	*TYPE2*	-	1		
	67255-HL6-A00ZB	*TYPE1*	-	1		
23	67310-HL6-A00	NET ASSY., R. FR. SIDE	1	1		
24	67320-HL6-A00	NET ASSY., L. FR. SIDE	1	1		
25	90104-HL5-A00	BOLT, SPECIAL, 8MM	6	6		
26	90106-KBV-000	SCREW, PAN, 6X14	2	2		
27	90114-Z32-000	WASHER, WAVE, 20MM	4	4		
28	90117-HL6-A00	SCREW, PAN, 6MM	6	6		
29	90510-HL6-A00	WASHER, WAVE, 10MM	4	4		
30	90511-HL6-A00	WASHER, 10MM	2	2		
31	90653-HC4-900	CLIP, MUDGUARD	8	8		
32	93903-25380	SCREW, TAPPING, 5X16	16	16		
33	94050-08000	NUT, FLANGE, 8MM	4	4		
34	94251-06000	PIN, LOCK, 6MM	2	2		
35	94305-25162	PIN, SPRING, 2.5X16	2	2		
36	95701-06010-08	BOLT, FLANGE, 6X10	8	8		
37	95701-06020-08	BOLT, FLANGE, 6X20	4	4		
38	95701-08016-07	BOLT, FLANGE, 8X16	4	4		
39	95701-08055-00	BOLT, FLANGE, 8X55	4	4		

F-28-10

SIDE COVER



FR.

HL64F2810

Service item

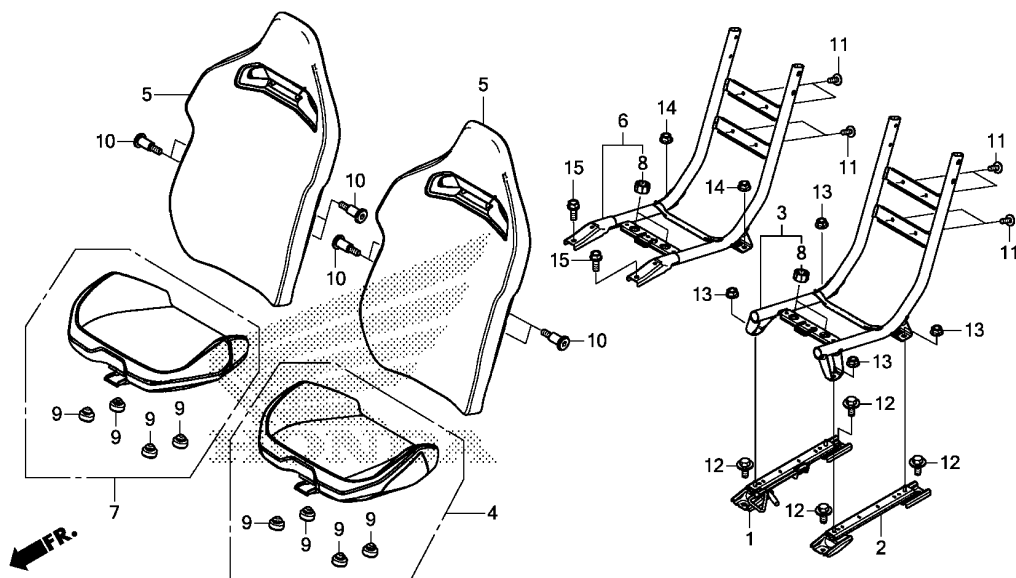
F.R.T.

3

Ref. No.	Part No.	Description	Reqd. QTY		Serial No.	Parts catalogue code
			SXS1000 S2R '19	S2X '19		
1	17223-KN5-670	COLLAR, AIR CLEANER COVER				
2	61255-HL6-A00ZA	EMBLEM, HONDA (320MM) *NHC19MR*	2	2		
3	71310-HL6-A00	FLUX SILVER METALLIC R COVER, R. LOWER SIDE	1	1		
4	71320-HL6-A00	WIRE, R. LOWER SIDE COVER	1	1		
5	71360-HL6-A00	COVER, L. LOWER SIDE	1	1		
6	71370-HL6-A00	WIRE, L. LOWER SIDE COVER	1	1		
7	83551-300-000	GROMMET, AIR CLEANER CASE	4	4		
8	83551-GE2-000	GROMMET, AIR CLEANER CASE	2	2		
9	90102-HN5-670	SCREW, SPECIAL, 6X8	2	2		
10	90313-567-000	NUT, SPEED, 3MM	20	20		
11	90653-HC4-900	CLIP, MUDGUARD	24	24		
12	95701-06016-08	BOLT, FLANGE, 6X16	2	2		

F-29

SEAT



HL64F2900

Service item

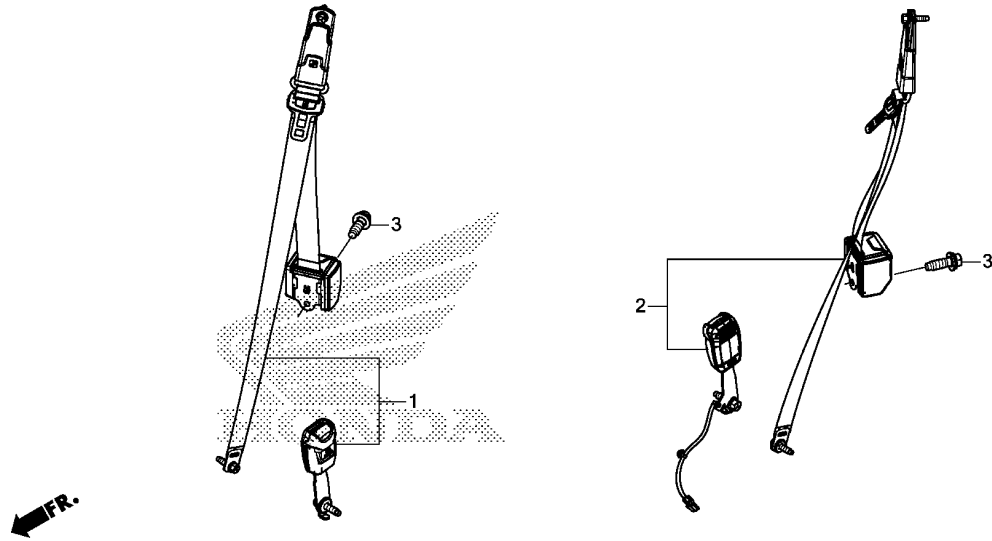
F.R.T.

Ref. No.	Part No.	Description	Reqd. QTY		Serial No.	Parts catalogue code
			SXS1000 S2R '19	S2X '19		
1	77110-HL6-A01	SLIDER COMP., R. SEAT	1	1		
2	77120-HL6-A01	SLIDER COMP., L. SEAT	1	1		
3	77130-HL6-A01	FRAME COMP., SEAT(DRIVER)	1	1		
4	77140-HL6-A01ZB	SEAT COMP., BOTTOM				
		TYPE1	1	1		
	77140-HL6-A01ZF	*TYPE2*	1	-		
	77140-HL6-A01ZA	*TYPE3*	-	1		
5	77150-HL6-A01ZC	SEAT COMP., BACK				
		TYPE1	2	2		
	77150-HL6-A01ZG	*TYPE2*	2	-		
	77150-HL6-A01ZB	*TYPE3*	-	2		
6	77160-HL6-A01	FRAME COMP., SEAT(PASSENGER)	1	1		
7	77170-HL6-A01ZC	SEAT COMP., BOTTOM(PASSENGER)				
		TYPE1	1	1		
	77170-HL6-A01ZG	*TYPE2*	1	-		
	77170-HL6-A01ZB	*TYPE3*	-	1		
8	77207-HA0-000	CUSHION, SEAT MOUNTING	4	4		
9	77215-GC2-000	RUBBER B, SEAT STOPPER	8	8		
10	90102-HL3-A00	BOLT, SPECIAL, 8MM	8	8		
11	90118-HL5-A00	SCREW, PAN, 6X16	8	8		
12	93414-08020-07	BOLT-WASHER, 8X20	4	4		
13	94050-08070	NUT, FLANGE, 8MM	4	4		
14	94050-08080	NUT, FLANGE, 8MM	2	2		
15	95701-08020-08	BOLT, FLANGE, 8X20	2	2		



F-30

SEATBELT



Service item

F.R.T.

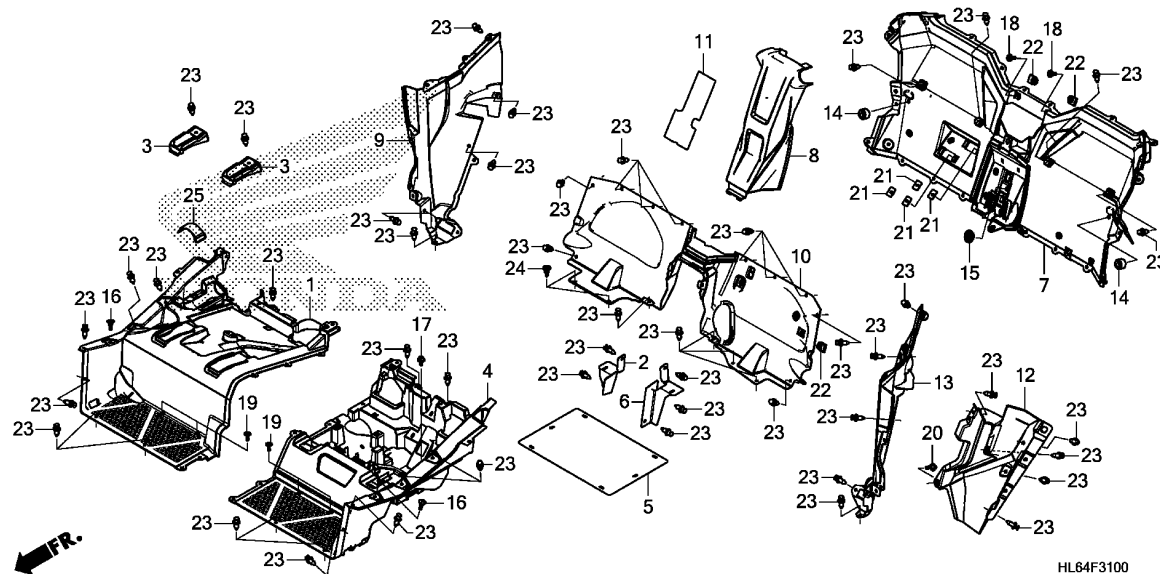
HL64F3000

3

Ref. No.	Part No.	Description	Reqd. QTY		Serial No.	Parts catalogue code
			SXS1000 S2R '19	S2X '19		
1	77610-HL6-A01	BELT ASSY., SEAT(PASSENGER) -	1	1		
2	77660-HL6-A01	BELT ASSY., SEAT(DRIVER)	1	1		
3	90101-SJC-A20	BOLT-WASHER, 7/16"X31	2	2		

F-31

SEAT BOTTOM COVER



Service item

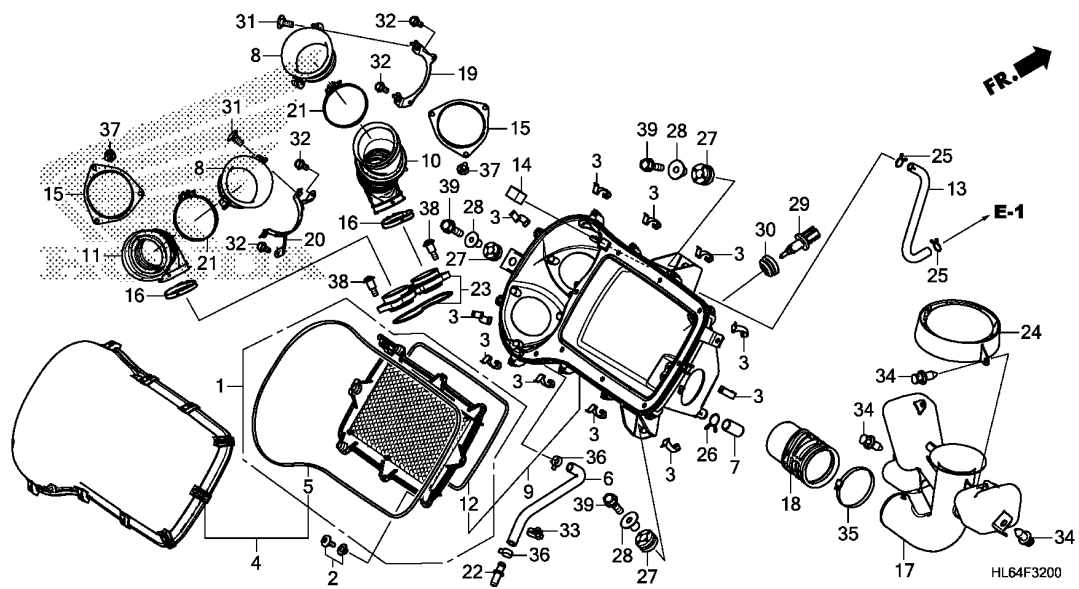
F.R.T.

Ref. No.	Part No.	Description	Reqd. QTY		Serial No.	Parts catalogue code
			SXS1000 S2R '19	S2X '19		
1	71110-HL6-A00	COVER, R. SEAT BOTTOM	1	1		
2	71112-HL6-A00	RUBBER, R. SEAT BELT	1	1		
3	71140-HL6-A00	COVER, SEAT FRAME	2	2		
4	71160-HL6-A00	COVER, L. SEAT BOTTOM	1	1		
5	71161-HL6-A00	RUBBER, ECU LID	1	1		
6	71162-HL6-A00	RUBBER, L. SEAT BELT	1	1		
7	71500-HL6-A00	COVER, UPPER SEAT BACK	1	1		
8	71510-HL6-A00	LID, FUSE BOX	1	1		
9	71520-HL6-A00	COVER, R. SEAT BACK	1	1		
10	71550-HL6-A00	COVER, LOWER SEAT BACK	1	1		
11	71551-HL6-A00	MAT, LOWER SEAT BACK COVER ..	1	1		
12	71560-HL6-A00	COVER, REGULATOR RECTIFIER ..	1	1		
13	71570-HL6-A00	COVER, L. SEAT BACK	1	1		
14	77206-GF0-000	RUBBER, SEAT CUSHION	2	2		
15	83551-MA6-000	GROMMET, SIDE COVER	1	1		
16	90102-HN5-670	SCREW, SPECIAL, 6X8	2	2		
17	90111-162-000	BOLT, FLANGE, 6MM	1	1		
18	90114-KWL-000	SCREW, SPECIAL, 6X14	2	2		
19	90114-MFL-000	SCREW, SPECIAL, 6X16	4	4		
20	90139-MCA-A60	BOLT, FLANGE, 6MM	1	1		
21	90303-HA0-680	NUT, SPECIAL, 6X7	4	4		
22	90323-SEO-000	NUT, CLIP, 6MM	3	3		
23	90653-HC4-900	CLIP, MUDGUARD	56	56		
24	91505-SLO-003	CLIP, COWL TOP	2	2		
25	95012-11001	BAND A, BATTERY	1	1		

3

F-32

AIR CLEANER



Service item

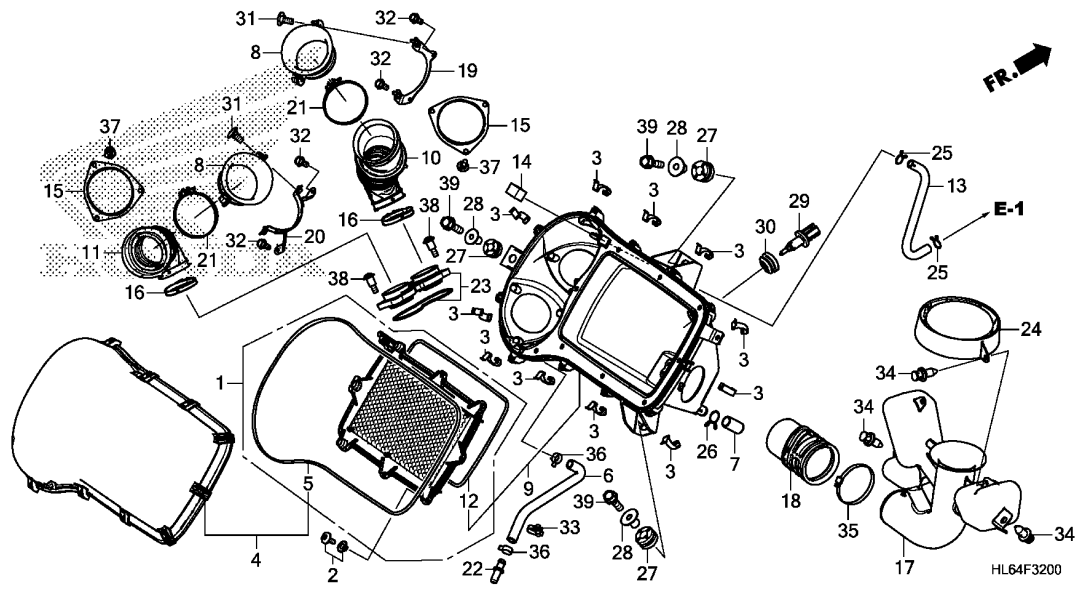
F.R.T.

3

Ref. No.	Part No.	Description	Reqd. QTY		Serial No.	Parts catalogue code
			SXS1000	S2R S2X		
			'19	'19		
1	17215-HL6-A00	ELEMENT SET, AIR CLEANER	1	1		
2	17216-HL4-A00	SCREW SET, 5X12	5	5		
3	17217-P2J-300	CLIP, AIR CLEANER	11	11		
4	17220-HL6-A00	COVER SUB ASSY., AIR CLEANER	1	1		
5	17222-HL6-A00	SEAL, COVER	1	1		
6	17224-HL6-A00	TUBE, AIR CLEANER CLEAN DRAIN	1	1		
7	17224-HM8-B40	TUBE, AIR CLEANER DRAIN	1	1		
8	17225-HL6-A00	FUNNEL A, AIR CLEANER	2	2		
9	17230-HL6-A00	CASE SUB ASSY., AIR CLEANER	1	1		
10	17232-HL6-A00	TUBE A, AIR CLEANER CONNECTING	1	1		
11	17233-HL6-A00	TUBE B, AIR CLEANER CONNECTING	1	1		
12	17234-HL6-A00	SEAL, CASE	1	1		
13	17235-HL6-A00	TUBE, BREATHER	1	1		
14	17237-HL4-A00	FILTER, BREATHER ROOM	1	1		
15	17238-HL6-A00	PLATE, RING	2	2		
16	17239-HL6-A00	BAND, AIR CLEANER CONNECTING TUBE(62)	2	2		
17	17241-HL6-A00	DUCT, SNORKEL	1	1		
18	17242-HL6-A00	TUBE, SNORKEL	1	1		
19	17243-HL6-A00	STAY, FUNNEL A	1	1		
20	17244-HL6-A00	STAY, FUNNEL B	1	1		
21	17245-HL6-A00	BAND, AIR CLEANER CONNECTING TUBE(86)	2	2		
22	17246-HL6-A00	CAP, TUBE(12.0)	1	1		
23	17250-HL6-A00	PLATE ASSY., SETTING	1	1		

F-32

AIR CLEANER

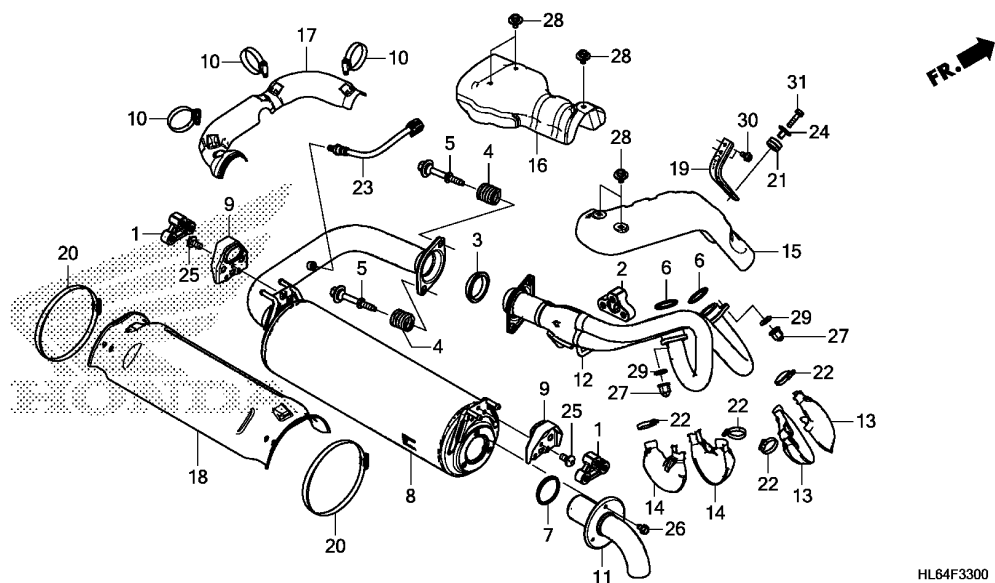


Ref. No.	Part No.	Description	Reqd. QTY		Serial No.	Parts catalogue code
			SXS1000 S2R '19	S2X '19		
24	17261-HL6-A00	COVER, SNORKEL	1	1		
25	17316-611-000	CLIP, BREATHER TUBE	2	2		
26	18532-634-670	CLIP, AIR HOSE, 21.5	1	1		
27	19051-KA3-830	RUBBER, RADIATOR MOUNTING ...	3	3		
28	19052-MGH-640	COLLAR, RADIATOR MOUNTING ...	3	3		
29	37880-RE1-Z01	SENSOR ASSY., AIR TEMPERATURE	1	1		
30	37881-P2A-000	GROMMET, TA SENSOR	1	1		
31	90106-KBV-000	SCREW, PAN, 6X14	4	4		
32	90196-MN5-000	BOLT, FLANGE, 5X10	4	4		
33	90652-HC4-003	CLAMP, HARNESS	1	1		
34	90653-HC4-900	CLIP, MUDGUARD	3	3		
35	90696-HN2-830	BAND, AIR CLEANER CONNECTING TUBE(96)	1	1		
36	91416-TA0-003	CLAMP, FUEL HOSE(D17.5)	2	2		
37	91508-HL4-A00	SCREW, PAN, 5MM	6	6		
38	91508-MM5-000	SCREW, PAN, 5MM	5	5		
39	95701-06022-08	BOLT, FLANGE, 6X22	3	3		



F-33

EXHAUST MUFFLER



HL64F3300

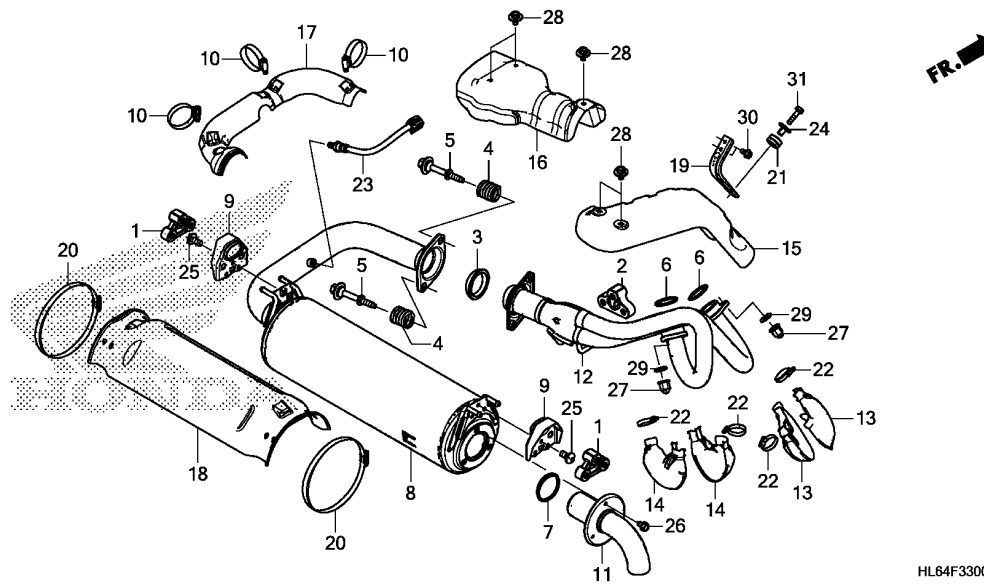
Service item F.R.T.

3

Ref. No.	Part No.	Description	Reqd. QTY		Serial No.	Parts catalogue code
			SXS1000 S2R '19	S2X '19		
1	18215-S6M-J01	RUBBER, EX. MOUNTING	2	2		
2	18215-TL2-A01	RUBBER, EX. MOUNTING	1	1		
3	18229-S5D-A01	GASKET, EX. FLEXIBLE	1	1		
4	18230-SV4-000	SPRING, FLEXIBLE JOINT	2	2		
5	18231-TR0-A00	BOLT B, FLEXIBLE JOINT	2	2		
6	18291-MM8-880	GASKET, EX. PIPE	2	2		
7	18292-MV4-000	GASKET, MUFFLER	1	1		
8	18310-HL6-A00	MUFFLER COMP.	1	1		
9	18311-HL6-A00	STOPPER, RUBBER	2	2		
10	18315-HL6-A00	BAND, MUFFLER COVER(50-70) ..	3	3		
11	18317-HL6-A00	ARRESTER COMP., SPARK	1	1		
12	18320-HL6-A00	PIPE COMP., EX.	1	1		
13	18321-HL6-A00	COVER A, EX. PIPE	2	2		
14	18322-HL6-A00	COVER B, EX. PIPE	2	2		
15	18323-HL6-A00	COVER C, EX. PIPE	1	1		
16	18324-HL6-A00	COVER D, EX. PIPE	1	1		
17	18325-HL6-A00	COVER E, EX. PIPE	1	1		
18	18326-HL6-A00	COVER, MUFFLER	1	1		
19	18328-HL6-A00	BRACKET, EX. PIPE COVER	1	1		
20	18330-HL6-A00	BAND, MUFFLER COVER(146-197)	2	2		
21	19051-KGB-610	RUBBER, RADIATOR MOUNTING ...	1	1		
22	19509-MM5-003	CLAMPER, RADIATOR HOSE	4	4		
23	36531-HL6-A01	SENSOR, OXYGEN	1	1		
24	61104-357-000	COLLAR, FR. FENDER	1	1		
25	90128-KBP-900	BOLT, SOCKET, 8X16	6	6		

F-33

EXHAUST MUFFLER

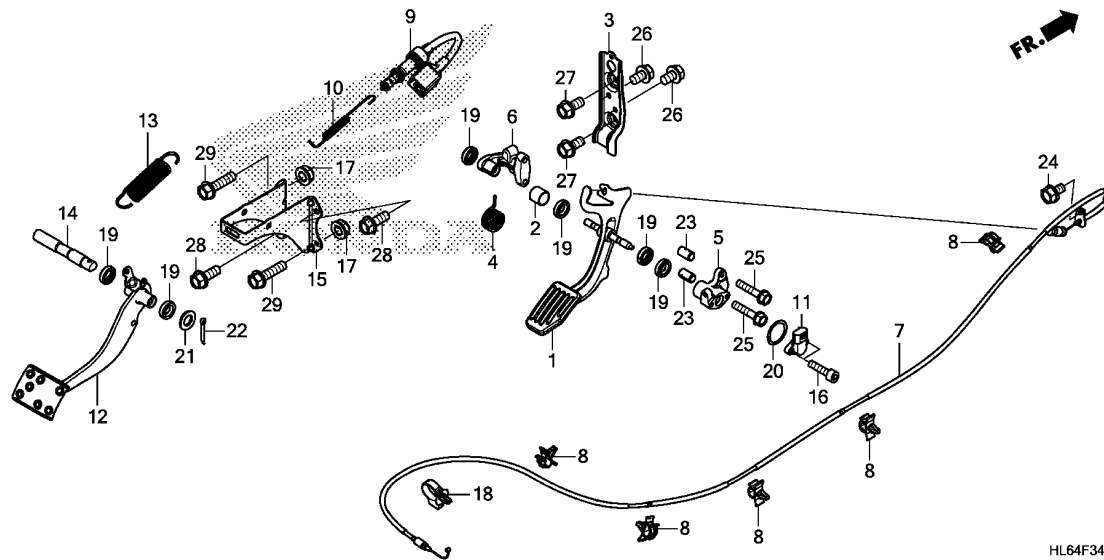


HL64F3300

Ref. No.	Part No.	Description	Reqd. QTY		Serial No.	Parts catalogue code
			SXS1000 S2R '19	S2X '19		
26	90200-HW5-900	BOLT, FLANGE, 6X10(SUS)	3	3		
27	90304-ME1-670	NUT, CAP, 8MM	4	4		
28	93405-06012-08	BOLT-WASHER, 6X12	5	5		
29	94101-08800	WASHER, PLAIN, 8MM	4	4		
30	95701-06012-08	BOLT, FLANGE, 6X12	2	2		
31	95701-06025-08	BOLT, FLANGE, 6X25	1	1		

F-34

PEDAL



HL64F3400

Service item

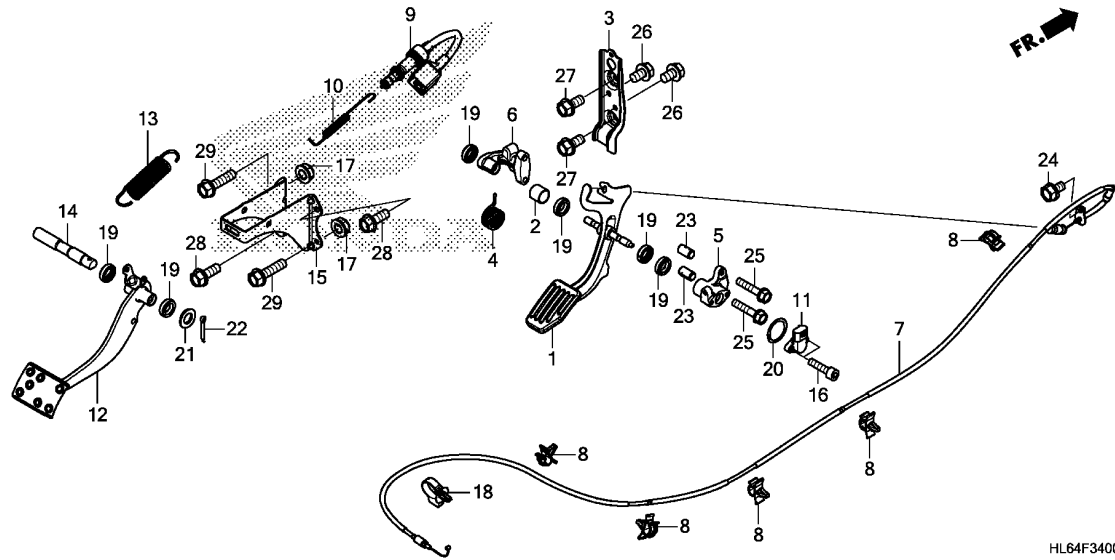
F.R.T.

3

Ref. No.	Part No.	Description	Reqd. QTY		Serial No.	Parts catalogue code
			SXS1000 S2R '19	S2X '19		
1	17810-HL6-A00	PEDAL COMP., ACCELERATOR	1	1		
2	17811-HL1-A00	COLLAR, ACCELERATOR PEDAL	1	1		
3	17820-HL6-A00	STAY, ACCELERATOR PEDAL	1	1		
4	17830-HL4-A00	SPRING, ACCELERATOR PEDAL	1	1		
5	17850-HL4-A00	BRACKET, R. PEDAL PIVOT	1	1		
6	17860-HL4-A00	BRACKET, L. PEDAL PIVOT	1	1		
7	17910-HL6-A01	CABLE COMP., THROTTLE	1	1		
8	32171-GJ1-003	CLIP, WIRE HARNESS	5	5		
9	35350-HL6-A01	SWITCH ASSY., STOP	1	1		
10	35357-HL6-A00	SPRING, STOP SWITCH	1	1		
11	38800-HR3-A21	SENSOR ASSY., ANGLE	1	1		
12	46510-HL6-A00	PEDAL COMP., BRAKE	1	1		
13	46514-HL6-A00	SPRING, BRAKE PEDAL	1	1		
14	46550-HL3-A00	SHAFT, BRAKE PIVOT	1	1		
15	46560-HL6-A00	STAY, BRAKE PEDAL	1	1		
16	90116-HP5-600	BOLT, SOCKET, 5X20	2	2		
17	90309-KF0-003	NUT, FLANGE, 8MM	2	2		
18	90652-HC4-003	CLAMP, HARNESS	1	1		
19	91206-333-003	OIL SEAL, 10X16X4.5	6	6		
20	91308-HN0-A10	O-RING, ANGLE SENSOR	1	1		
21	94102-10800	WASHER, PLAIN, 10MM	1	1		
22	94201-30180	PIN, SPLIT, 3.0X18	1	1		
23	94301-08140	DOWEL PIN, 8X14	2	2		
24	95701-06012-00	BOLT, FLANGE, 6X12	1	1		
25	95701-06030-00	BOLT, FLANGE, 6X30	2	2		

F-34

PEDAL

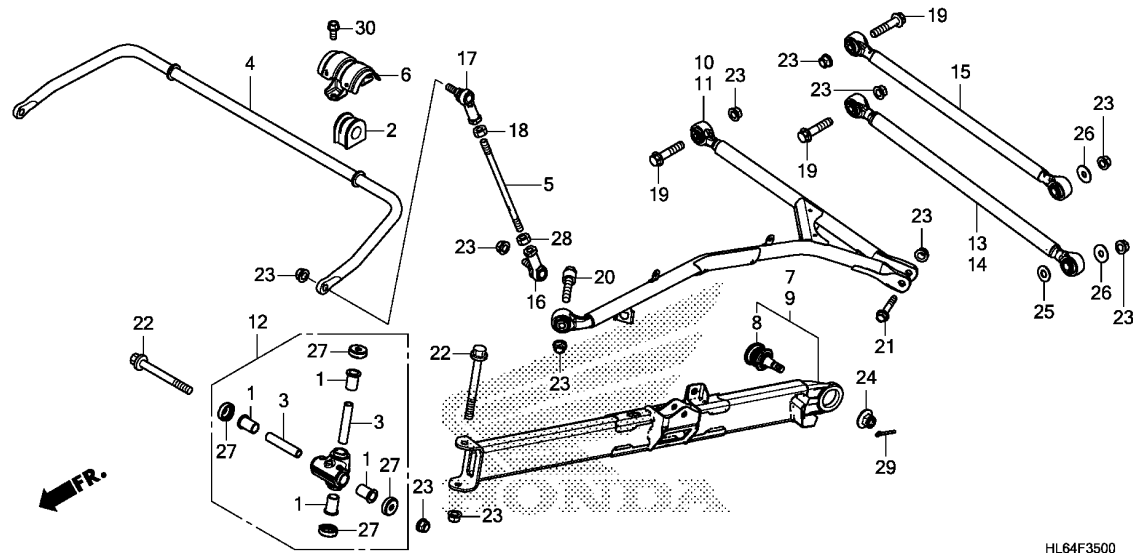


Ref. No.	Part No.	Description	Reqd. QTY		Serial No.	Parts catalogue code
			SXS1000	S2R S2X		
			'19	'19		
26	95701-08012-00	BOLT, FLANGE, 8X12	2	2		
27	95701-08016-00	BOLT, FLANGE, 8X16	2	2		
28	95701-08020-00	BOLT, FLANGE, 8X20	2	2		
29	95701-08030-08	BOLT, FLANGE, 8X30	2	2		



F-35

REAR ARM/REAR STABILIZER(SXS1000S2R)



Service item

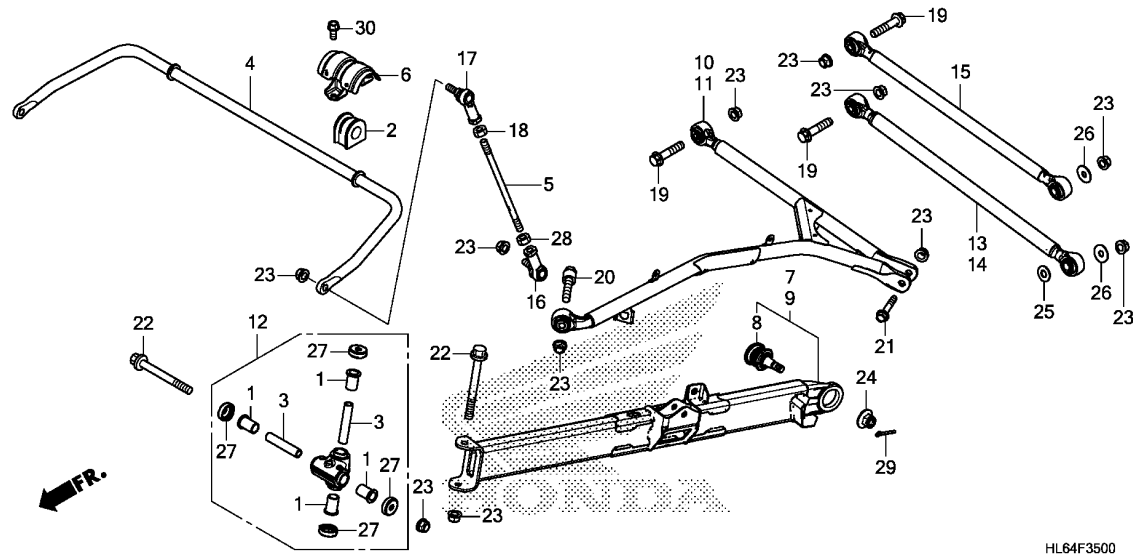
F.R.T.

HL64F3500

Ref. No.	Part No.	Description	Reqd. QTY		Serial No.	Parts catalogue code
			SXS1000 S2R '19	S2X '19		
1	51108-HL6-A10	BUSH, PIVOT	8	-		
2	51306-SOX-A02	BUSH, STABILIZER HOLDER	2	-		
3	52263-HL6-A10	COLLAR, RR. PIVOT	4	-		
4	52310-HL6-A11	SPRING COMP., RR. STABILIZER (22MM)	1	-		
5	52321-HL6-A10	SHAFT, STABILIZER LINK	2	-		
6	52330-HL6-A00	HOLDER COMP., STABILIZER BUSH	2	-		
7	52350-HL6-A10ZB	ARM ASSY., R. RR. LOWER TRAILING	1	-		
	52350-HL6-A10ZG	*TYPE1*.....	1	-		
		TYPE4.....	1	-		
8	52355-HL6-A11	JOINT COMP., RR. LOWER BALL	2	-		
9	52360-HL6-A10ZB	ARM ASSY., L. RR. LOWER TRAILING	1	-		
	52360-HL6-A10ZG	*TYPE1*.....	1	-		
		TYPE4.....	1	-		
10	52370-HL6-A10ZB	ARM ASSY., R. RR. UPPER	1	-		
	52370-HL6-A10ZG	*TYPE1*.....	1	-		
		TYPE4.....	1	-		
11	52380-HL6-A10ZB	ARM ASSY., L. RR. UPPER	1	-		
	52380-HL6-A10ZG	*TYPE1*.....	1	-		
		TYPE4.....	1	-		
12	52600-HL6-A10	PIVOT, RR. TRAILING ARM	2	-		
13	52910-HL6-A10ZB	ARM ASSY., R. RR. LOWER	1	-		
	52910-HL6-A10ZG	*TYPE1*.....	1	-		
		TYPE4.....	1	-		

F-35

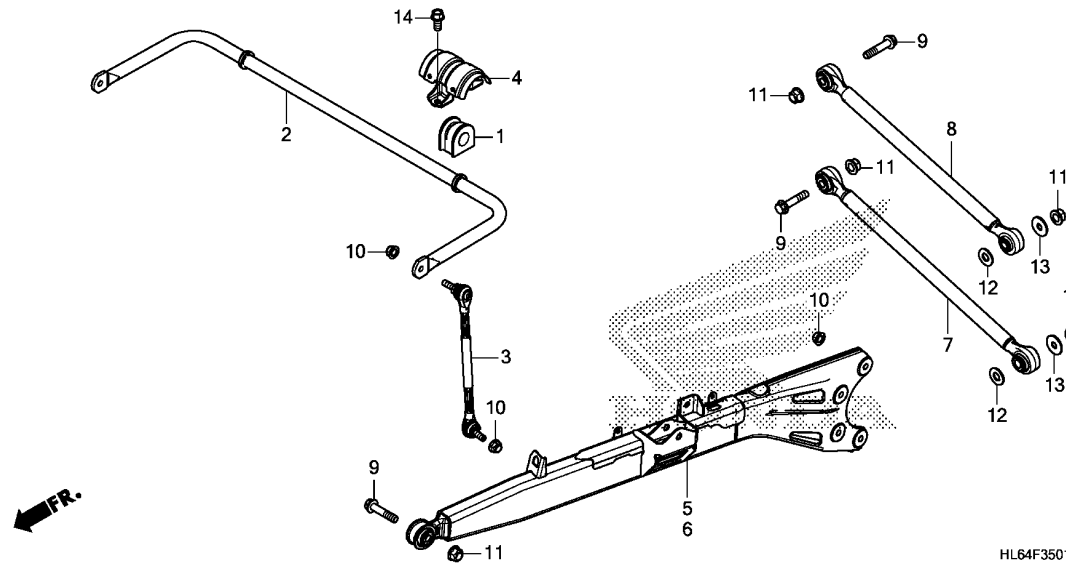
REAR ARM/REAR STABILIZER(SXS1000S2R)



Ref. No.	Part No.	Description	Reqd. QTY		Serial No.	Parts catalogue code
			SXS1000 S2R '19	S2X S2X '19		
14	52920-HL6-A10ZB	ARM ASSY., L. RR. LOWER	1	-		
	52920-HL6-A10ZG	*TYPE1*	1	-		
15	52930-HL6-A10ZB	ARM ASSY., RR. UPPER	2	-		
	52930-HL6-A10ZG	*TYPE4*	2	-		
16	53157-HP5-003	END COMP., R. TIE ROD (RIGHT HAND THREAD)	2	-		
17	53158-HP5-003	END COMP., L. TIE ROD (LEFT HAND THREAD)	2	-		
18	53526-679-000	NUT, TIE ROD LOCK (LEFT HAND THREAD)	2	-		
19	90101-HL6-A00	BOLT, FLANGE, 12X57	6	-		
20	90107-HL6-A10	BOLT, SPECIAL, 12X56	2	-		
21	90122-HL1-A00	BOLT, FLANGE, 12X70	2	-		
22	90183-SH3-000	BOLT, FLANGE, 12X115	4	-		
23	90305-HC4-000	NUT, SELF-LOCK, 12MM	22	-		
24	90363-TK4-A01	NUT, CASTLE, 14MM	2	-		
25	90503-HL6-A00	WASHER, PLAIN, 15MM	2	-		
26	90506-SLJ-000	WASHER, PLAIN, 12MM	4	-		
27	91264-HL6-A11	SEAL, PIVOT(M12)	8	-		
28	94031-12280	NUT, HEX., 12MM	2	-		
29	94201-30220	PIN, SPLIT, 3.0X22	2	-		
30	95701-10020-08	BOLT, FLANGE, 10X20	4	-		

F-35-1

REAR ARM/REAR STABILIZER(SXS1000S2X)



Service item

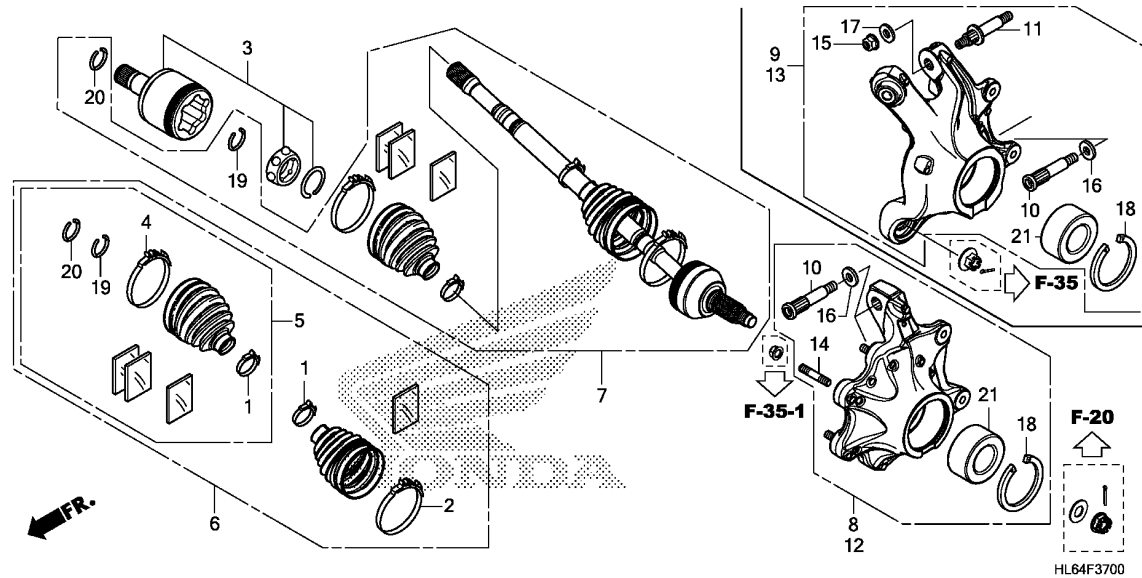
F.R.T.

3

Ref. No.	Part No.	Description	Reqd. QTY		Serial No.	Parts catalogue code
			SXS1000 S2R '19	S2X '19		
1	51306-SOX-A02	BUSH, STABILIZER HOLDER	-	2		
2	52310-HL6-A01	SPRING COMP., RR. STABILIZER (22.2MM)	-	1		
3	52320-HL6-A01	LINK COMP., RR. STABILIZER ..	-	2		
4	52330-HL6-A00	HOLDER COMP., STABILIZER BUSH	-	2		
5	52350-HL6-A00ZA	ARM ASSY., R. TRAILING	-	1		
		TYPE2.....	-	1		
	52350-HL6-A00ZB	*TYPE1*.....	-	1		
6	52360-HL6-A00ZA	ARM ASSY., L. TRAILING	-	1		
		TYPE2.....	-	1		
	52360-HL6-A00ZB	*TYPE1*.....	-	1		
7	52910-HL6-A00ZA	ARM ASSY., RR. LOWER	-	2		
		TYPE2.....	-	2		
	52910-HL6-A00ZB	*TYPE1*.....	-	2		
8	52930-HL6-A00ZA	ARM ASSY., RR. UPPER	-	2		
		TYPE2.....	-	2		
	52930-HL6-A00ZB	*TYPE1*.....	-	2		
9	90101-HL6-A00	BOLT, FLANGE, 12X57	-	6		
10	90305-HC0-770	NUT, SELF-LOCK, 10MM	-	12		
11	90305-HC4-000	NUT, SELF-LOCK, 12MM	-	10		
12	90503-HL6-A00	WASHER, PLAIN, 15MM	-	4		
13	90506-SLJ-000	WASHER, PLAIN, 12MM	-	4		
14	95701-10020-08	BOLT, FLANGE, 10X20	-	4		

F-37

REAR KNUCKLE/REAR DRIVESHAFT



Service item

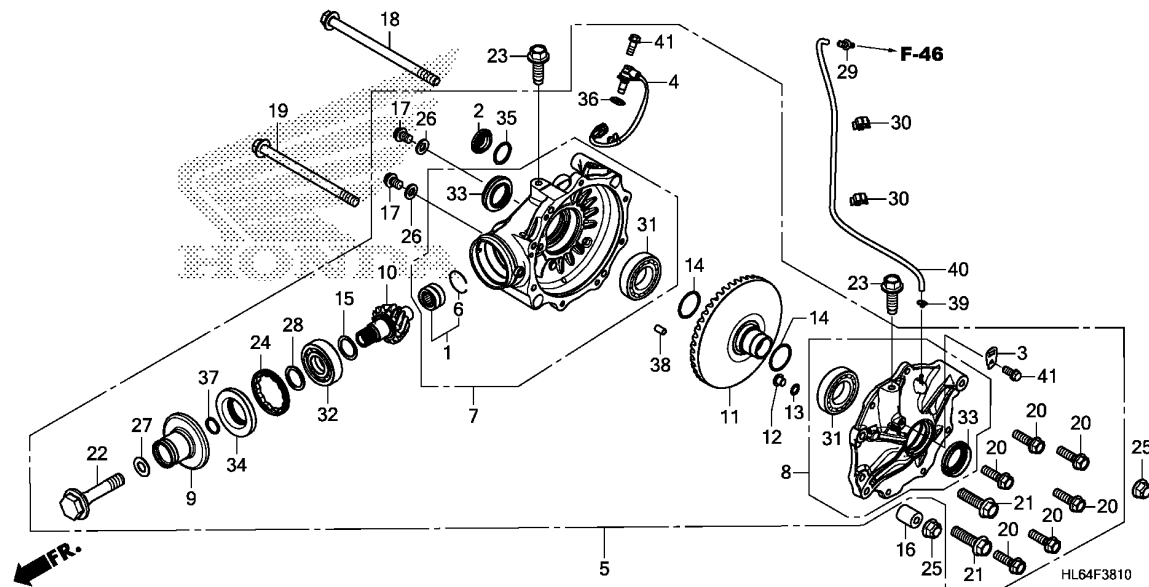
F.R.T.

Ref. No.	Part No.	Description	Reqd. QTY		Serial No.	Parts catalogue code
			SXS1000 S2R '19	S2X '19		
1	42215-HL4-F41	BAND, SHAFT BOOT	4	4		
2	42216-HL4-F41	BAND B, OUTBOARD	2	2		
3	42220-HL6-A01	JOINT COMP., RR. INBOARD	2	2		
4	42226-HL6-A01	BAND B, INBOARD	2	2		
5	42230-HL6-A01	BOOT SET, RR. INBOARD	2	2		
6	42240-HL6-A01	BOOT SET, RR.	2	2		
7	42250-HL6-A11	SHAFT SET, RR. DRIVE	2	-		
	42250-HL6-A01	-	2		
8	52200-HL6-A00	KNUCKLE ASSY., R. RR.	-	1		
9	52200-HL6-A10	KNUCKLE ASSY., R. RR.	1	-		
10	52216-HL6-A00	SHAFT A, KNUCKLE PIVOT	2	4		
11	52217-HL6-A10	SHAFT B, KNUCKLE PIVOT	2	-		
12	52250-HL6-A00	KNUCKLE ASSY., L. RR.	-	1		
13	52250-HL6-A10	KNUCKLE ASSY., L. RR.	1	-		
14	90135-HL6-A00	BOLT, STUD, 10X28	-	8		
15	90305-HC4-000	NUT, SELF-LOCK, 12MM	2	-		
16	90502-HL6-A00	WASHER, PLAIN, 17.5MM	2	4		
17	90513-SJA-010	WASHER, PLAIN, 12MM	2	-		
18	90651-HL3-A40	CIRCLIP, INTERNAL(75)	2	2		
19	90653-HL4-F41	RING, OUTBOARD SNAP	2	2		
20	90655-HL6-A01	RING B, INBOARD SNAP	2	2		
21	91054-HL3-A41	BEARING, ANGULAR BALL, 40X74X36	2	2		



F-38-10

REAR FINAL GEAR



Service item

F.R.T.

3

Ref. No.	Part No.	Description	Reqd. QTY		Serial No.	Parts catalogue code
			SXS1000 S2R '19	S2X '19		
1	06911-HL4-A00	BEARING SET, NEEDLE	1	1		
2	12361-035-000	CAP, TAPPET ADJUSTING HOLE ..	1	1		
3	30535-HL6-A00	STAY, HARNESS CLIP	1	1		
4	38510-HL6-A01	SENSOR, RR. WHEEL SPEED	1	1		
5	41300-HL6-A01	GEAR ASSY., RR. FINAL	1	1		
6	41305-HL4-A00	RING, STOPPER	1	1		
7	41311-HL6-A01	CASE SUB ASSY., RR. FINAL GEAR	1	1		
8	41312-HL6-A01	COVER SUB ASSY., RR. FINAL GEAR	1	1		
9	41330-HL6-A01	JOINT COMP., RR. PINION	1	1		
10	41421-HL6-A01	GEAR, RR. PINION(13T)	1	1		
11	41430-HL6-A01	GEAR COMP., RR. RING(46T) ...	1	1		
12	41436-MB0-310	PIN, RING GEAR STOPPER	1	1		
13	41437-MB0-310	SHIM A, STOPPER PIN(0.10) ...	N	N		
	41438-MB0-310	SHIM B, STOPPER PIN(0.15) ...	N	N		
14	41447-HL4-A00	SHIM A, FINAL GEAR(0.64)	2	2		
	41448-HL4-A00	SHIM B, FINAL GEAR(0.70)	2	2		
	41449-HL4-A00	SHIM C, FINAL GEAR(0.76)	2	2		
	41450-HL4-A00	SHIM D, FINAL GEAR(0.82)	2	2		
	41451-HL4-A00	SHIM E, FINAL GEAR(0.88)	2	2		
	41452-HL4-A00	SHIM F, FINAL GEAR(0.94)	2	2		
	41453-HL4-A00	SHIM G, FINAL GEAR(1.00)	2	2		
	41454-HL4-A00	SHIM H, FINAL GEAR(1.06)	2	2		
	41455-HL4-A00	SHIM I, FINAL GEAR(1.12)	2	2		
	41456-HL4-A00	SHIM J, FINAL GEAR(1.18)	2	2		
	41457-HL4-A00	SHIM K, FINAL GEAR(1.24)	2	2		
	41458-HL4-A00	SHIM L, FINAL GEAR(1.30)	2	2		

F-38-10

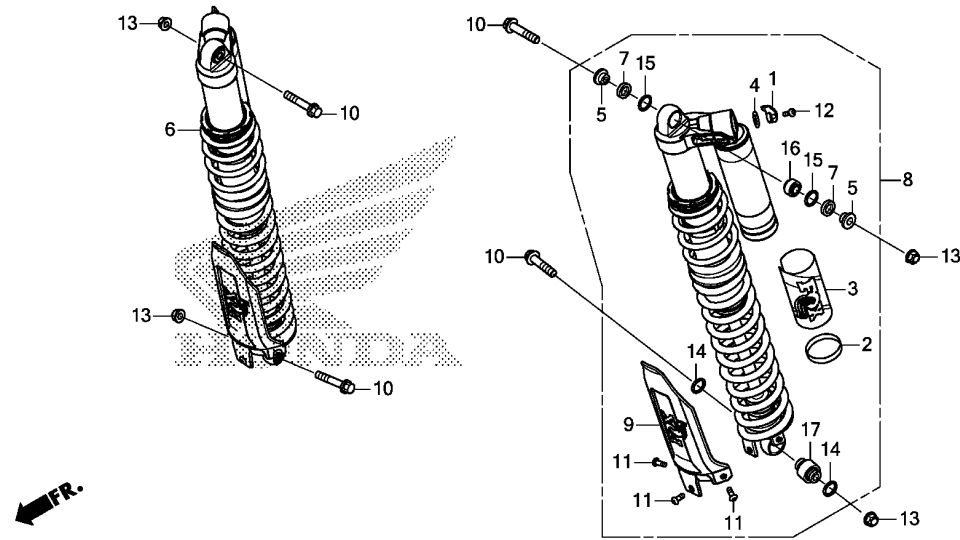
REAR FINAL GEAR

Ref. No.	Part No.	Description	Reqd. QTY		Serial No.	Parts catalogue code
			SXS1000 S2R '19	S2X '19		
14)	41459-HL4-A00	SHIM M, FINAL GEAR(1.36)	2	2	
	41460-HL4-A00	SHIM N, FINAL GEAR(1.42)	2	2	
	41461-HL4-A00	SHIM O, FINAL GEAR(1.48)	2	2	
	41462-HL4-A00	SHIM P, FINAL GEAR(1.54)	2	2	
	41463-HL4-A00	SHIM Q, FINAL GEAR(1.60)	2	2	
15	41450-MEC-000	SHIM A, PINION GEAR(1.32)	...	1	1	
	41451-MEC-000	SHIM B, PINION GEAR(1.38)	...	1	1	
	41452-MEC-000	SHIM C, PINION GEAR(1.44)	...	1	1	
	41453-MEC-000	SHIM D, PINION GEAR(1.50)	...	1	1	
	41454-MEC-000	SHIM E, PINION GEAR(1.56)	...	1	1	
	41455-MEC-000	SHIM F, PINION GEAR(1.62)	...	1	1	
	41456-MEC-000	SHIM G, PINION GEAR(1.68)	...	1	1	
16	41531-HL6-A00	SPACER, RR. FINAL		1	1	
17	90109-371-000	BOLT, SEALING, 8MM		2	2	
18	90119-HL6-A00	BOLT, FLANGE, 10X161		1	1	
19	90120-HL6-A00	BOLT, FLANGE, 10X142		1	1	
20	90133-HP5-600	BOLT, FLANGE, 8X27		6	6	
21	90134-HP5-600	BOLT, FLANGE, 10X35		2	2	
22	90138-MFR-670	BOLT, PINION JOINT		1	1	
23	90161-T2F-A01	BOLT, FLANGE, 10X30		2	2	
24	90242-MCH-000	NUT, LOCK, 75MM		1	1	
25	90305-HC0-770	NUT, SELF-LOCK, 10MM		2	2	
26	90471-580-000	PACKING, 8MM		2	2	
27	90501-HL6-A00	WASHER, 16.2X32X2.0		1	1	
28	90512-HL6-A00	WASHER, 31X40X2.6		1	1	
29	90652-HF7-003	JOINT, BREATHER TUBE		1	1	
30	90682-MGS-D41	CLIP, CABLE		2	2	
31	91003-RY0-003	BEARING, BALL, 40X75X16		2	2	
32	91055-HL6-A01	BEARING, RADIAL BALL, 30X72X19		1	1	
33	91258-HL6-A01	OIL SEAL, 37.1X57X7		2	2	
34	91259-HL6-A02	OIL SEAL, 40.5X79X10		1	1	
35	91302-001-020	O-RING, 30.8MM		1	1	
36	91306-MG3-000	O-RING, 1.5X9.5		1	1	
37	91312-KM9-003	O-RING, 24X3		1	1	
38	94301-06100	DOWEL PIN, 6X10		1	1	
39	95002-02650	CLIP, TUBE(B6.5)		1	1	
40	95005-35490-10	TUBE, 3.5X490(95005-35001-10M)		1	1	
41	96001-06014-00	BOLT, FLANGE, 6X14		3	3	



F-39

REAR CUSHION



HL64F3900

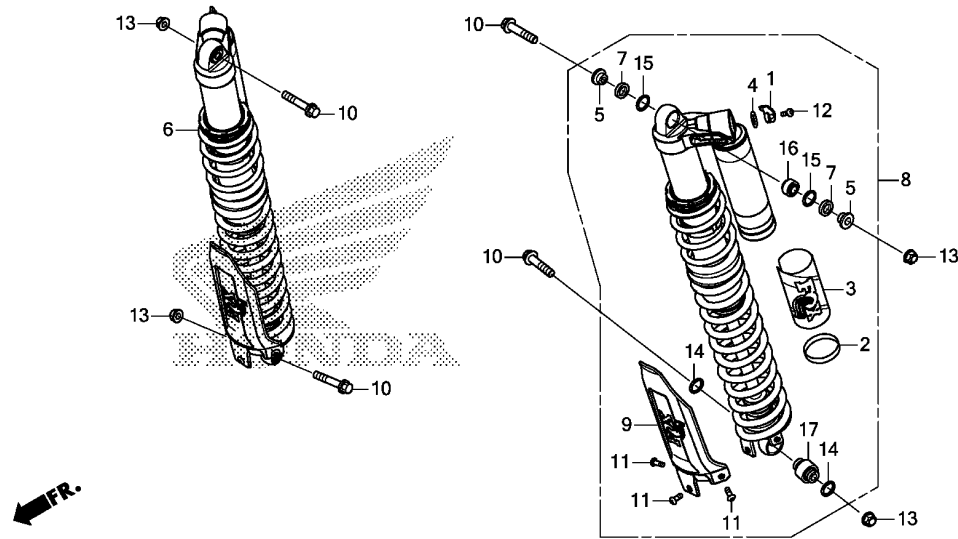
Service item

F.R.T.

Ref. No.	Part No.	Description	Reqd. QTY		Serial No.	Parts catalogue code
			SXS1000 S2R '19	S2X '19		
1	51426-HL4-F41	KNOB, DAMPING ADJUST	2	2		
2	51427-HL6-A11ZA	DECAL, BAND				
		TYPE2	2	-		
	51427-HL6-A11ZB	*TYPE1*	2	-		
	51427-HL6-A01ZA	*TYPE1*	-	2		
3	51428-HL6-A11ZA	DECAL, RESERVOIR				
		TYPE2	2	-		
	51428-HL6-A11ZB	*TYPE1*	2	-		
	51428-HL6-A01ZA	*TYPE1*	-	2		
4	51429-HL4-F41	DECAL, BASE VALVE	2	2		
5	51431-HL6-A11	REDUCER, EYELET	4	-		
	52421-HL6-A01		-	4		
6	52400-HL6-A11ZA	CUSHION ASSY., R. RR.(FOX)				
		TYPE2	1	-		
	52400-HL6-A11ZB	*TYPE1*	1	-		
	52400-HL6-A01ZA	*TYPE1*	-	1		
7	91351-HL6-A11	O-RING, 0.787X0.210	4	-		
	52422-HL6-A01	O-RING, 16MMX5MM	-	4		
8	52500-HL6-A11ZA	CUSHION ASSY., L. RR.(FOX)				
		TYPE2	1	-		
	52500-HL6-A11ZB	*TYPE1*	1	-		
	52500-HL6-A01ZA	*TYPE1*	-	1		
9	52610-HL6-A11	PROTECTOR COMP., CUSHION	2	-		
	52610-HL6-A01		-	2		
10	90101-HL6-A00	BOLT, FLANGE, 12X57	4	4		
11	90102-HL6-A01	SCREW, SPECIAL PAN, 6X12	6	6		
12	90110-HL4-F41	BOLT, TORX	2	2		

F-39

REAR CUSHION

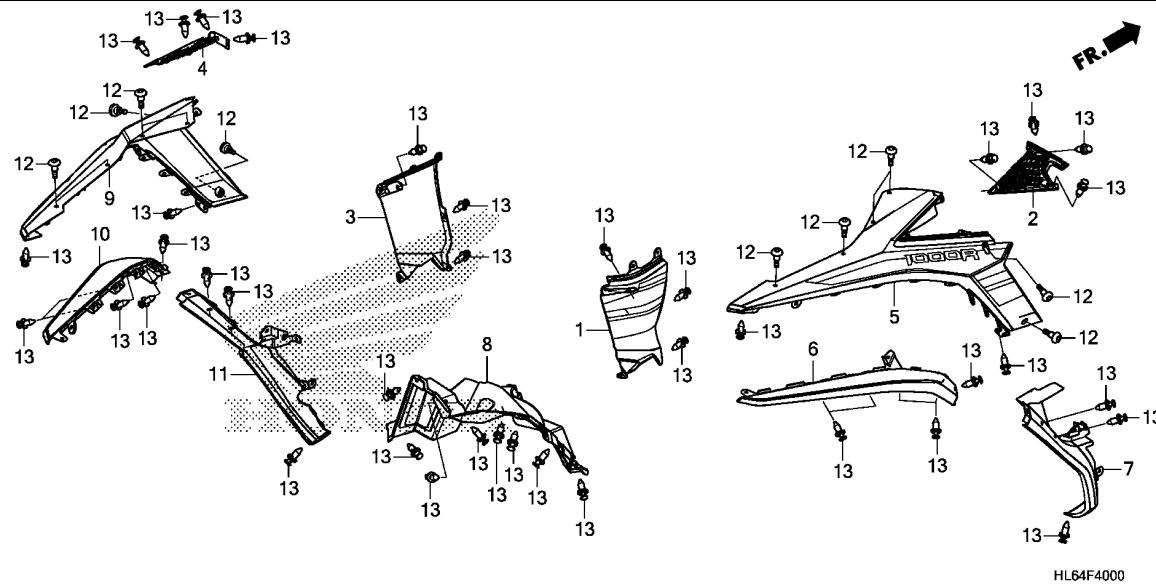


HL64F3900

Ref. No.	Part No.	Description	Reqd. QTY		Serial No.	Parts catalogue code
			SXS1000 S2R '19	S2X '19		
13	90305-HC4-000	NUT, SELF-LOCK, 12MM	4	4		
14	90651-HL6-A11	RING, RETAINING, 1.290X0.050	4	4		
15	90651-HL6-A11	RING, RETAINING, 1.290X0.050	4	-		
	90652-HL6-A01	RING, RETAINING, 1.117X0.037	-	4		
16	91075-HL6-A11	BEARING, SPHERICAL(UPPER) ...	2	-		
	91079-HL6-A01	-	2		
17	91077-HL6-A01	BEARING, SPHERICAL(LOWER) ...	2	2		

F-40

REAR FENDER



Service item

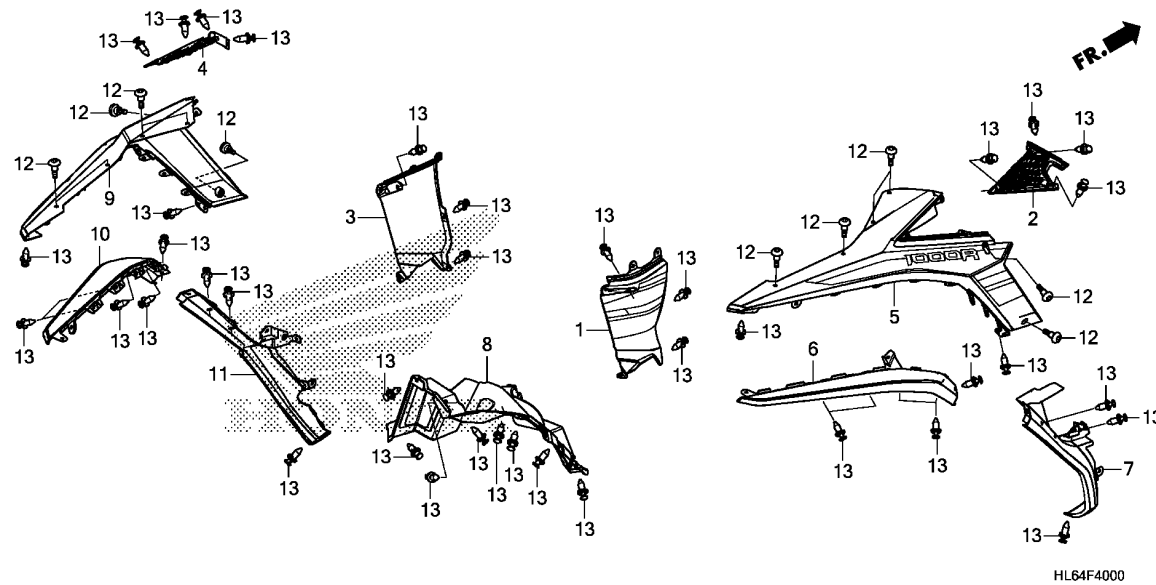
F.R.T.

3

Ref. No.	Part No.	Description	Reqd. QTY		Serial No.	Parts catalogue code
			SXS1000 S2R S2X '19 '19			
1	71415-HL6-A10ZC	COVER SET, R. UPPER SIDE(WL)	1	-		
		TYPE2	1	-		
	71415-HL6-A10ZD	*TYPE1*	1	-		
	71415-HL6-A00ZA	*TYPE2*	-	1		
	71415-HL6-A00ZE	*TYPE1 1*	-	1		
2	71420-HL6-A00	COVER, R. VENT	1	1		
3	71465-HL6-A10ZC	COVER SET, L. UPPER SIDE(WL)	1	-		
		TYPE2	1	-		
	71465-HL6-A10ZD	*TYPE1*	1	-		
	71465-HL6-A00ZA	*TYPE2*	-	1		
	71465-HL6-A00ZE	*TYPE1 1*	-	1		
4	71470-HL6-A00	COVER, L. VENT	1	1		
5	80105-HL6-A10ZC	FENDER SET, R. RR.(WL)	1	-		
		TYPE2	1	-		
	80105-HL6-A10ZD	*TYPE1*	1	-		
	80105-HL6-A00ZA	*TYPE2*	-	1		
	80105-HL6-A00ZE	*TYPE1 1*	-	1		
6	80120-HL6-A00	FENDER, R. RR. OVER	1	1		
7	80140-HL6-A00	FENDER, R. RR. LOWER OVER	1	1		
8	80150-HL6-A00	COVER, SNORKEL	1	1		
9	80205-HL6-A10ZC	FENDER SET, L. RR.(WL)	1	-		
		TYPE2	1	-		
	80205-HL6-A10ZD	*TYPE1*	1	-		
	80205-HL6-A00ZA	*TYPE2*	-	1		
	80205-HL6-A00ZE	*TYPE1 1*	-	1		
10	80220-HL6-A00	FENDER, L. RR. OVER	1	1		
11	80240-HL6-A00	FENDER, L. RR. LOWER OVER	1	1		

F-40

REAR FENDER

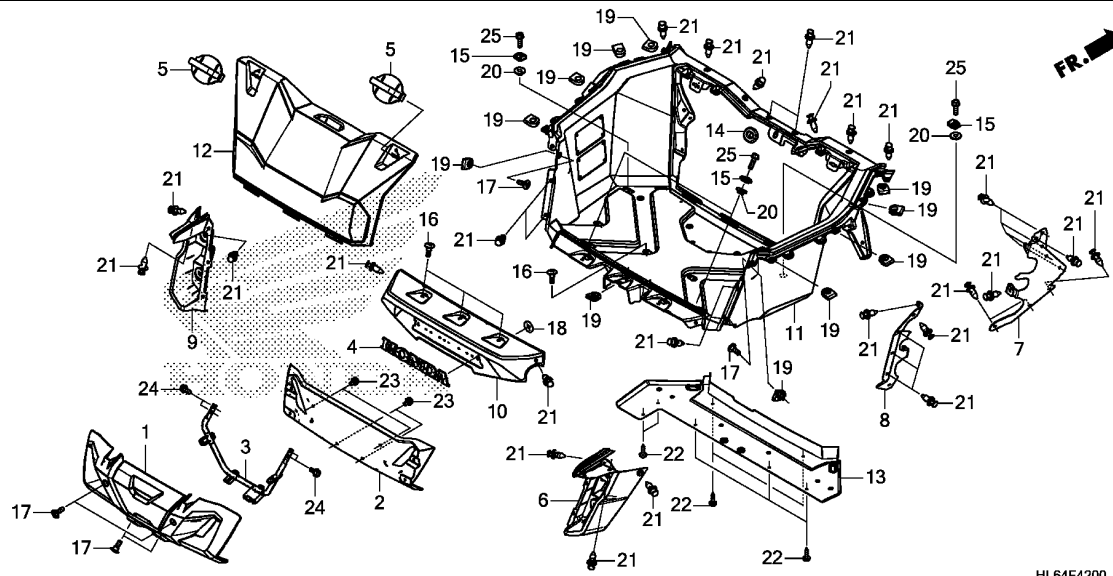


Ref. No.	Part No.	Description	Reqd. QTY		Serial No.	Parts catalogue code
			SXS1000	S2R S2X '19 '19		
12	90102-HN5-670	SCREW, SPECIAL, 6X8	12	12		
13	90653-HC4-900	CLIP, MUDGUARD	42	42		



F-42

BED PLATE



Service item

F.R.T.

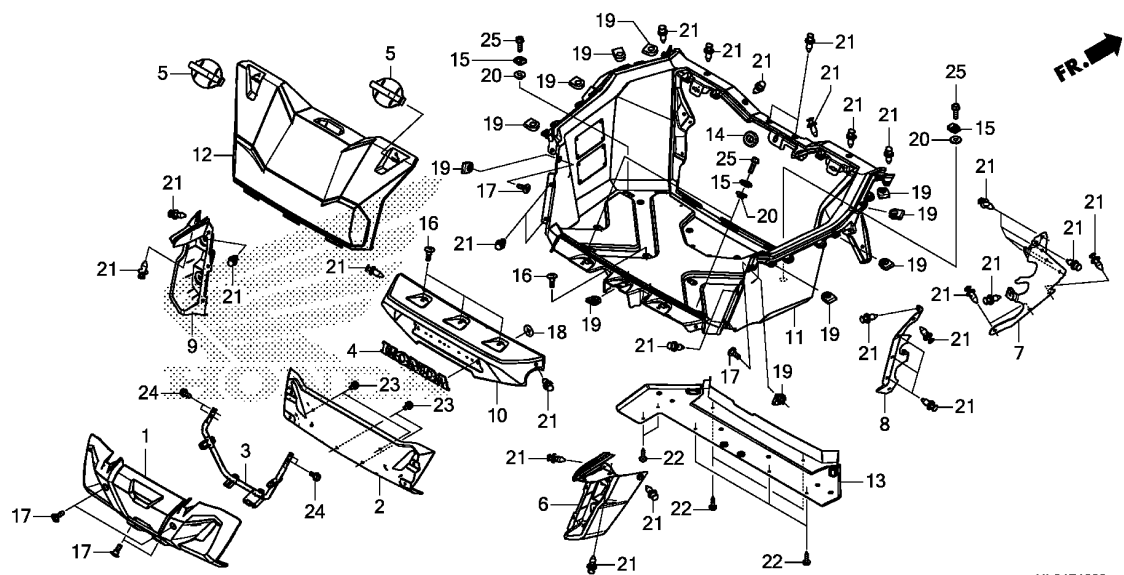
HL64F4200

3

Ref. No.	Part No.	Description	Reqd. QTY		Serial No.	Parts catalogue code
			SXS1000 S2R '19	S2X '19		
1	18312-HL6-A00	PROTECTOR, MUFFLER	1	1		
2	18313-HL6-A00	SHIELD, MUFFLER PROTECTOR ...	1	1		
3	18314-HL6-A00	STAY COMP., MUFFLER PROTECTOR	1	1		
4	61255-HL6-A00ZA	EMBLEM, HONDA (320MM) *NHC19MR*				
5	71509-SZA-A01	FLUX SILVER METALLIC R LOCK, BUMPER GARNISH	1	1		
6	80130-HL6-A00	COVER, R. TAILLIGHT	2	2		
7	80151-HL6-A00	COVER, R. TAILLIGHT	1	1		
8	80152-HL6-A00	PARTITION, FR. SNORKEL	1	1		
9	80230-HL6-A00	PARTITION, RR. SNORKEL	1	1		
10	80520-HL6-A00	COVER, L. TAILLIGHT	1	1		
11	80520-HL6-A00	COVER, RR.	1	1		
11	81500-HL6-A10	PLATE ASSY., BED	1	-		
	81500-HL6-A00	-	1		
12	81511-HL6-A00	LID, AIR CLEANER	1	1		
13	81512-HL6-A00	COVER, BED PLATE	1	1		
14	83551-MA6-000	GROMMET, SIDE COVER	1	1		
15	84614-S06-000	HOOK ASSY., TIE DOWN	4	4		
16	90102-HN5-670	SCREW, SPECIAL, 6X8	11	11		
17	90114-KWL-000	SCREW, SPECIAL, 6X14	6	6		
18	90313-567-000	NUT, SPEED, 3MM	10	10		
19	90323-SE0-000	NUT, CLIP, 6MM	11	11		
20	90511-MAT-000	WASHER, RR. COWL SETTING	4	4		
21	90653-HC4-900	CLIP, MUDGUARD	34	34		
22	93903-25310	SCREW, TAPPING, 5X16	7	7		

F-42

BED PLATE

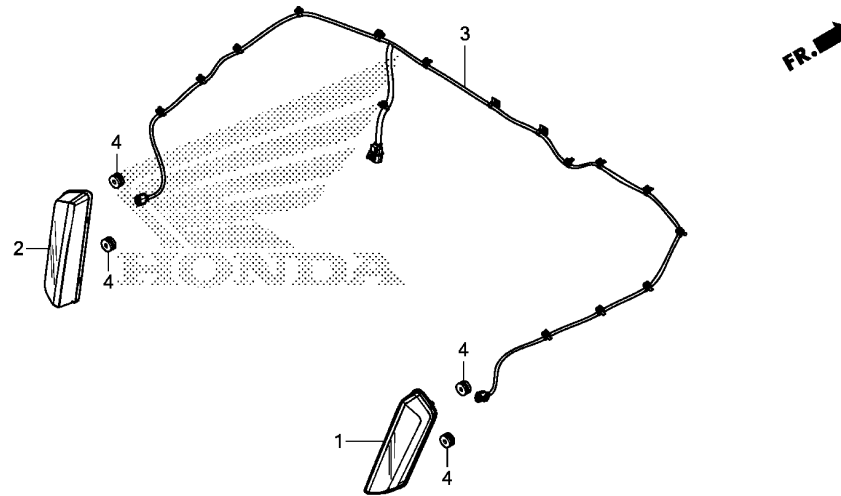


HL64F4200

Ref. No.	Part No.	Description	Reqd. QTY		Serial No.	Parts catalogue code
			SXS1000 S2R '19	S2X '19		
23	95701-06008-08	BOLT, FLANGE, 6X8	4	4		
24	95701-06012-07	BOLT, FLANGE, 6X12	4	4		
25	95701-06020-07	BOLT, FLANGE, 6X20	4	4		

F-43

TAILLIGHT



HL64F4300

Service item

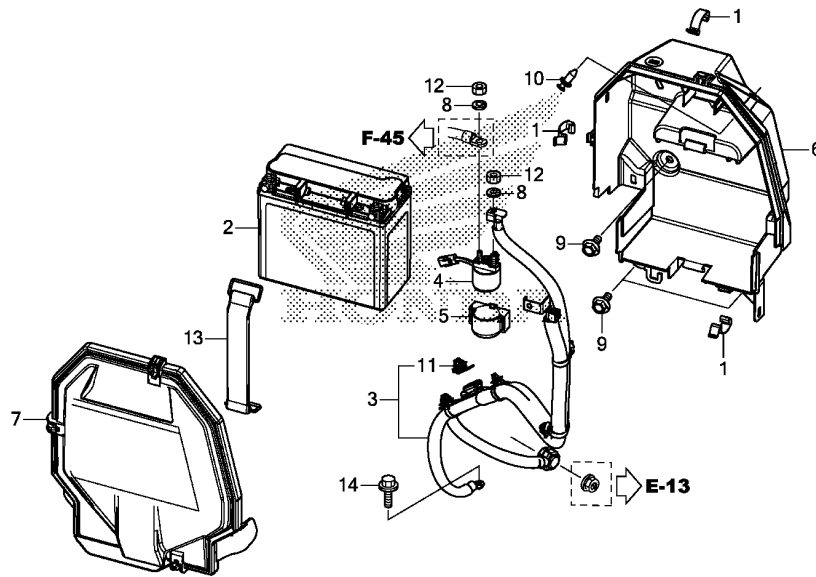
F.R.T.

Ref. No.	Part No.	Description	Reqd. QTY		Serial No.	Parts catalogue code
			SXS1000 S2R '19	S2X '19		
1	33700-HL6-A01	LIGHT ASSY., R. TAIL & STOP	1	1		
2	33710-HL6-A01	LIGHT ASSY., L. TAIL & STOP	1	1		
3	33750-HL6-A00	SUB HARNESS, TAILLIGHT	1	1		
4	80219-HC4-000	RUBBER, TAILLIGHT MOUNTING	4	4		

3

F-44

BATTERY



Service item

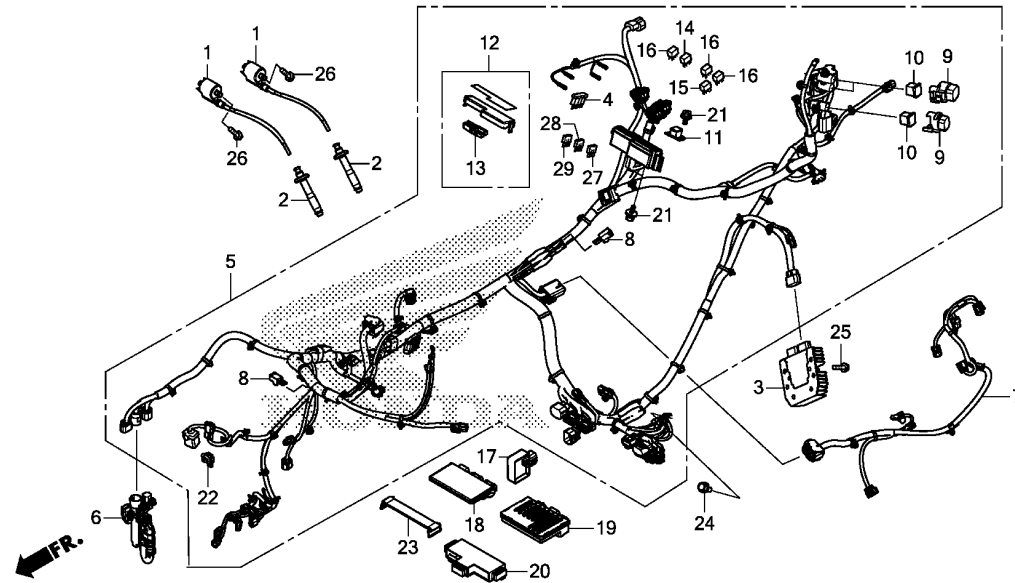
F.R.T.

Ref. No.	Part No.	Description	Reqd. QTY		Serial No.	Parts catalogue code
			SXS1000 S2R '19	S2X '19		
1	17217-P2J-300	CLIP, AIR CLEANER	3	3		
2	31500-HL6-A01	BATTERY(GYZ20H-A) (GS YUASA) .	1	1		
3	32405-HL6-A00	CABLE, STARTER MOTOR	1	1		
4	35850-HP6-A01	SWITCH ASSY., STARTER MAGNETIC	1	1		
5	35856-425-000	RUBBER, MAGNETIC SHOCK	1	1		
6	71600-HL6-A00	BOX, BATTERY	1	1		
7	71610-HL6-A00	COVER, BATTERY	1	1		
8	90052-ZA0-800	WASHER, SPRING, 6MM	2	2		
9	90111-162-000	BOLT, FLANGE, 6MM	3	3		
10	90653-HC4-900	CLIP, MUDGUARD	1	1		
11	91535-STK-003	CLIP, COUPLER(DARK BLUE)	1	1		
12	94002-06390-0S	NUT, HEX., 6MM	2	2		
13	95012-17001	BAND F, BATTERY(155MM)	1	1		
14	95701-06012-00	BOLT, FLANGE, 6X12	1	1		

3

F-45

WIRE HARNESS



Service item

F.R.T.

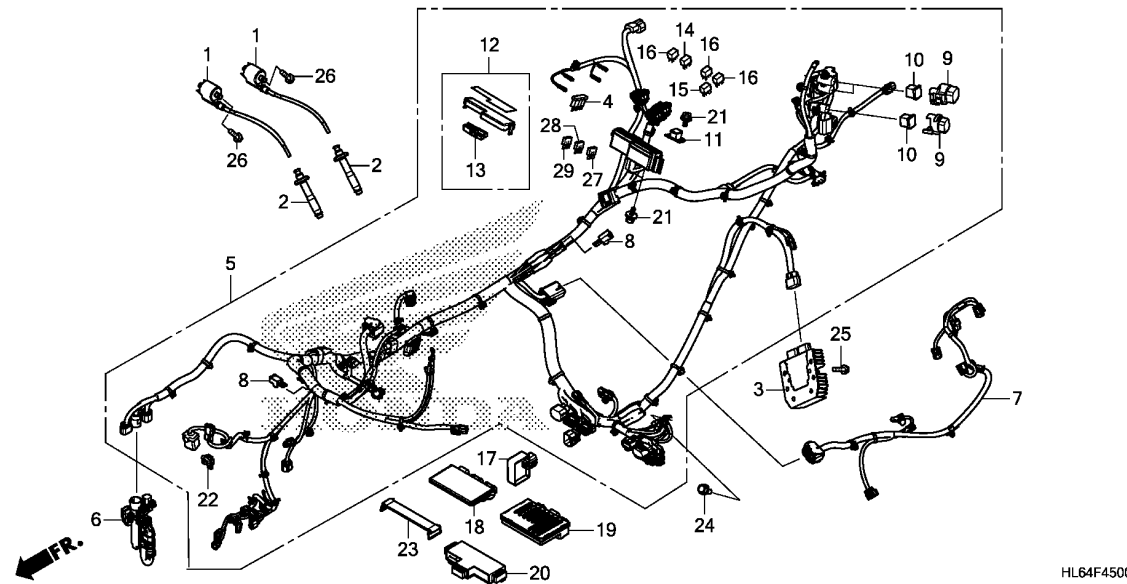
HL64F4500

3

Ref. No.	Part No.	Description	Reqd. QTY		Serial No.	Parts catalogue code
			SXS1000 S2R '19	S2X '19		
1	30510-HL6-A01	COIL COMP., IGNITION	2	2		
2	30700-HL4-A01	CAP ASSY., NOISE SUPPRESSOR ..	2	2		
3	31600-HL6-A01	RECTIFIER ASSY., REGULATOR ..	1	1		
4	31730-MAS-601	DIODE ASSY., THREE WAY (SUMITOMO)	2	2		
5	32100-HL6-B00	HARNESS, WIRE	1	1	----- A,CM	
	32100-HL6-A00	1	1	----- AC	
6	32101-HL6-A00	SUB HARNESS(VSA)	1	1		
7	32104-HL6-A00	SUB HARNESS, ENGINE	1	1		
8	32146-S84-003	CONNECTOR, DIODE(2P)(3A)	3	3		
9	38205-HP0-B11	COVER ASSY., FUSE(40A)	3	3		
10	38211-SNA-A21	FUSE, BLOCK(40A)	3	3		
11	38213-SM4-003	FUSE, BLOCK(50A)	1	1		
12	38230-HL6-A00	COVER SET, FUSE	1	1		
13	38235-S04-003	PULLER, MINI FUSE(SUMITOMO) ..	1	1		
14	38501-MCS-G01	RELAY COMP., POWER (MICRO ISO 4P)	1	1		
15	38502-MCS-G01	RELAY COMP., POWER (MICRO ISO 5P)	1	1		
16	38503-MCA-A61	RELAY COMP., POWER (MICRO ISO 4P)	3	3		
17	38710-HL6-A01	CONTROL UNIT, FAN	1	1		
18	38770-HL6-B03	PGM-FI UNIT	1	1	----- A,CM	
	38770-HL6-A04	1	1	----- AC	
19	39980-HL6-A01	EPS UNIT	1	1		
20	39981-HN2-B70	CUSHION, EPS UNIT	1	1		

F-45

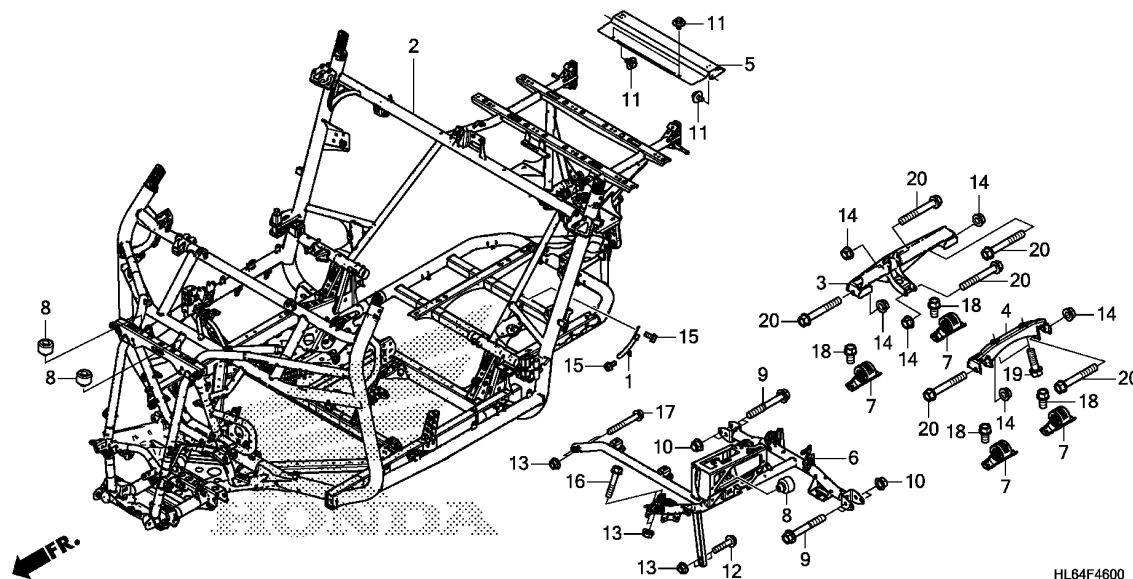
WIRE HARNESS



Ref. No.	Part No.	Description	Reqd. QTY		Serial No.	Parts catalogue code
			SXS1000 S2R '19	S2X '19		
21	90114-SG0-003	BOLT, 5X13	4	4		
22	91535-TA0-003	CLIP, COUPLER (DARK BROWN) ...	1	1		
23	95012-17001	BAND F, BATTERY (155MM)	1	1		
24	95701-06016-00	BOLT, FLANGE, 6X16	1	1		
25	95701-06022-08	BOLT, FLANGE, 6X22	2	2		
26	95701-06025-00	BOLT, FLANGE, 6X25	4	4		
27	98200-41000	FUSE, MINI (10A)	8	8		
28	98200-41500	FUSE, MINI (15A)	2	2		
29	98200-43000	FUSE, MINI (30A)	3	3		

F-46

FRAME BODY



Service item

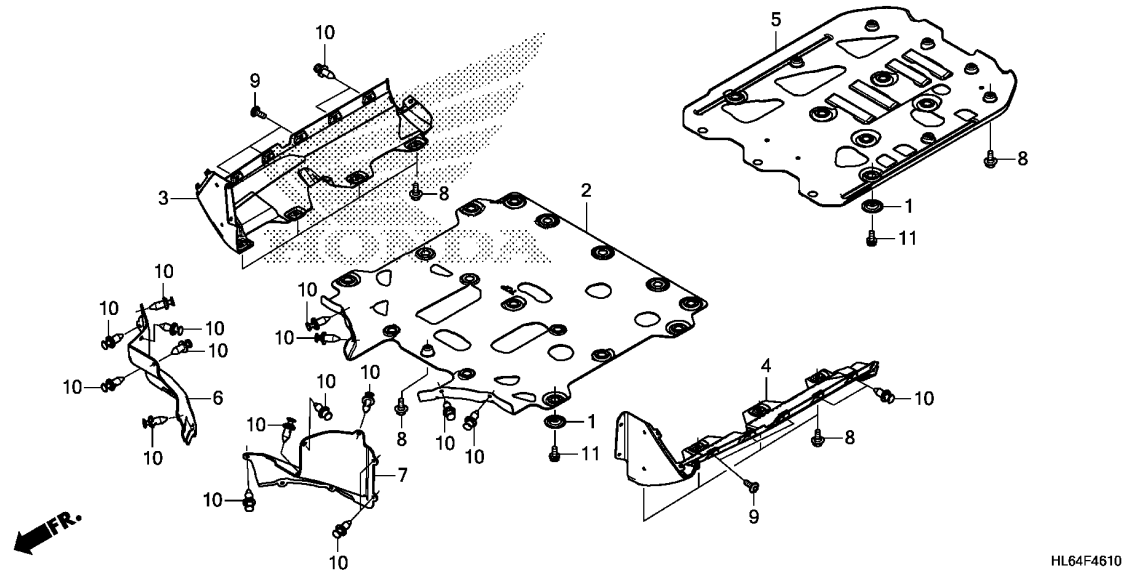
F.R.T.

3

Ref. No.	Part No.	Description	Reqd. QTY		Serial No.	Parts catalogue code
			SXS1000 S2R '19	S2X '19		
1	32603-HL6-A00	CABLE, FRAME EARTH	1	1		
2	50100-HL6-A00ZA	BODY COMP., FRAME *NHC12*.....MAT SATIN BLACK	1	1		
3	50310-HL6-A00	BRACKET COMP., R. ENGINE HANGER	1	1		
4	50320-HL6-A00	BRACKET COMP., L. ENGINE HANGER	1	1		
5	50500-HL6-A00	COVER COMP., RR. BED PLATE ..	1	1		
6	50600-HL6-A00ZA	PIPE COMP., R. SEAT FRAME *NHC12*.....MAT SATIN BLACK	1	1		
7	50810-HL6-A01	RUBBER ASSY., ENGINE MOUNTING	4	4		
8	77206-GF0-000	RUBBER, SEAT CUSHION	3	3		
9	90165-S5A-000	BOLT, FLANGE, 10X70	4	4		
10	90305-HC0-770	NUT, SELF-LOCK, 10MM	4	4		
11	93405-06012-08	BOLT-WASHER, 6X12	4	4		
12	93406-08035-08	BOLT-WASHER, 8X35	2	2		
13	94050-08080	NUT, FLANGE, 8MM	6	6		
14	94050-10080	NUT, FLANGE, 10MM	6	6		
15	95701-06012-00	BOLT, FLANGE, 6X12	2	2		
16	95701-08040-08	BOLT, FLANGE, 8X40	2	2		
17	95701-08060-08	BOLT, FLANGE, 8X60	2	2		
18	95701-10018-08	BOLT, FLANGE, 10X18	8	8		
19	95701-10032-08	BOLT, FLANGE, 10X32	2	2		
20	95801-10070-08	BOLT, FLANGE, 10X70	6	6		

F-46-10

SKID PLATE



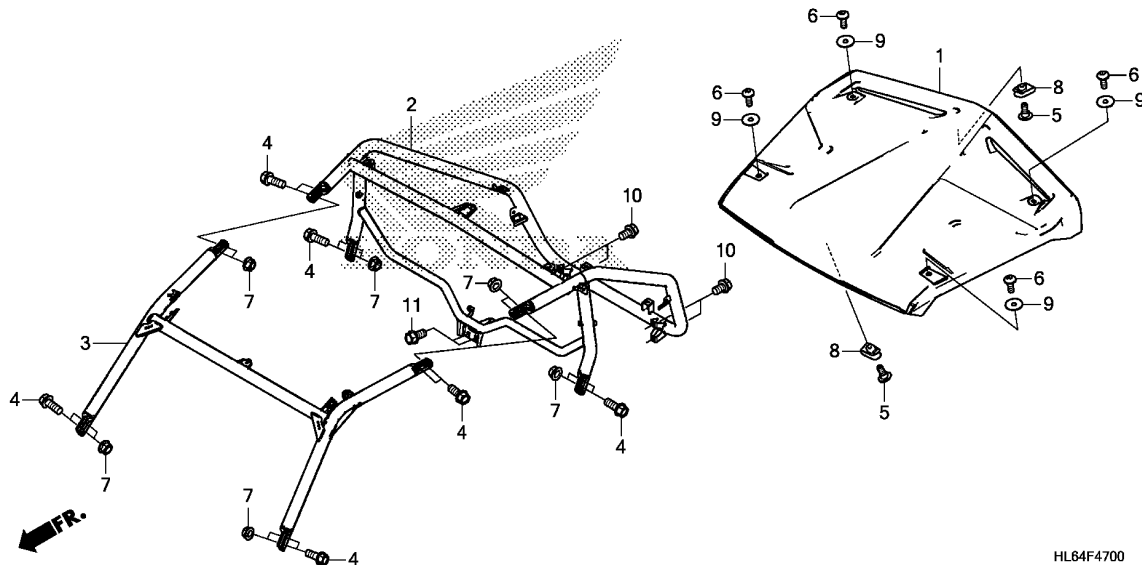
Service item	F.R.T.

Ref. No.	Part No.	Description	Reqd. QTY		Serial No.	Parts catalogue code
			SXS1000 S2R '19	S2X '19		
1	50403-HL3-A00	WASHER, SKID PLATE	22	22		
2	50420-HL6-A00	PLATE, MIDDLE SKID	1	1		
3	50421-HL6-A00	PLATE, R. SKID	1	1		
4	50422-HL6-A00	PLATE, L. SKID	1	1		
5	50430-HL6-A00	PLATE, RR. SKID	1	1		
6	50443-HL6-A00	PROTECTOR, R. FLOOR	1	1		
7	50444-HL6-A00	PROTECTOR, L. FLOOR	1	1		
8	90111-162-000	BOLT, FLANGE, 6MM	15	15		
9	90114-MFL-000	SCREW, SPECIAL, 6X16	6	6		
10	90653-HC4-900	CLIP, MUDGUARD	20	20		
11	95701-06012-08	BOLT, FLANGE, 6X12	22	22		



F-47

ROLL BAR/ROOF



Service item

F.R.T.

HL64F4700

3

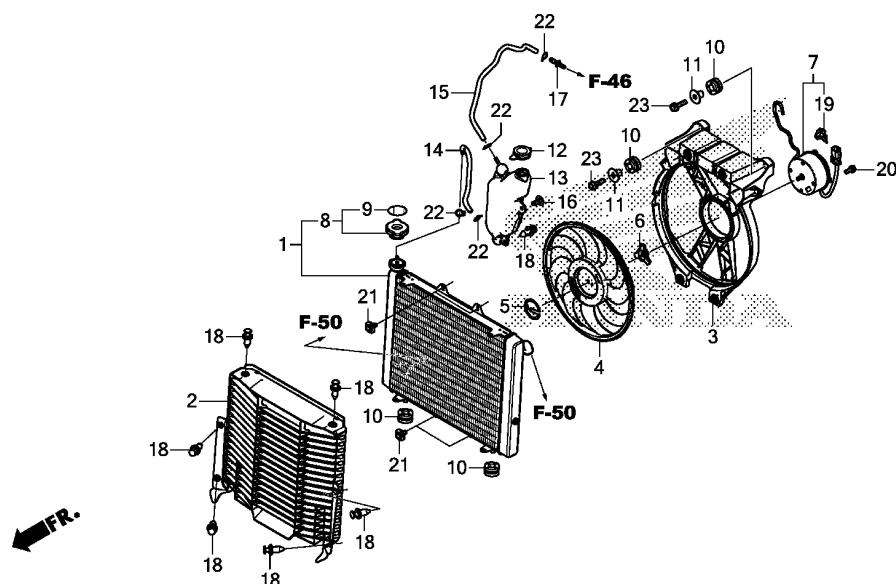
Ref. No.	Part No.	Description	Reqd. QTY		Serial No.	Parts catalogue code
			SXS1000 S2R '19	S2X '19		
1	70100-HL6-A00	ROOF	1	1		
2	71910-HL6-A00ZA	PIPE COMP., RR. ROLL BAR *NHC12*.....MAT SATIN BLACK	1	1		
3	71950-HL6-A00ZA	PIPE COMP., FR. ROLL BAR *NHC12*.....MAT SATIN BLACK	1	1		
4	90114-HL6-A00	BOLT, FLANGE, 10X25	12	12		
5	90114-KWL-000	SCREW, SPECIAL, 6X14	2	2		
6	90121-HL6-A00	SCREW, PAN, 8X20	4	4		
7	90305-HE0-670	NUT, SELF-LOCK, 10MM	12	12		
8	90323-SE0-000	NUT, CLIP, 6MM	2	2		
9	90513-HL6-A00	COLLAR, 5MM	4	4		
10	95701-10016-00	BOLT, FLANGE, 10X16	4	4		
11	95701-10020-00	BOLT, FLANGE, 10X20	2	2		

F-49

RADIATOR

Service item

F.R.T.

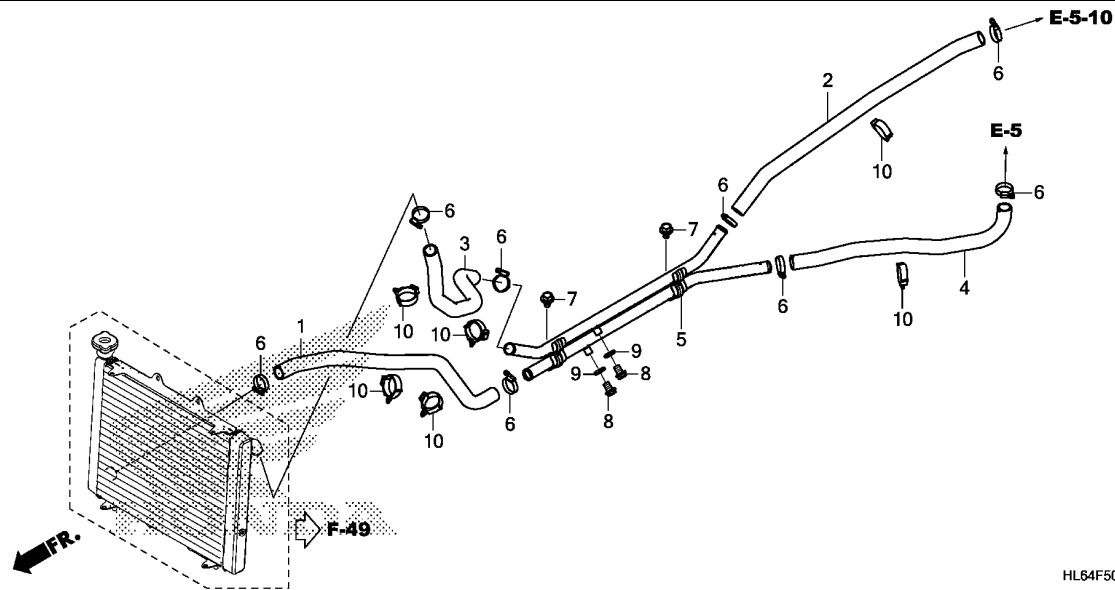


HL64F4900

Ref. No.	Part No.	Description	Reqd. QTY		Serial No.	Parts catalogue code
			SXS1000 S2R '19	S2X '19		
1	19010-HL6-A01	RADIATOR COMP.	1	1		
2	19014-HL6-A00	SHROUD, RADIATOR	1	1		
3	19015-HL6-A01	STAY, FAN MOTOR	1	1		
4	19020-HL6-A01	FAN	1	1		
5	19021-HL6-A01	CLIP, FAN	1	1		
6	19022-HL6-A01	DRIVE, TORQUE	1	1		
7	19030-HL6-A01	MOTOR ASSY., FAN	1	1		
8	19037-GEE-710	CAP COMP., RADIATOR	1	1		
9	19046-PAA-A00	LABEL, RADIATOR CAP	1	1		
10	19051-KA3-830	RUBBER, RADIATOR MOUNTING ...	4	4		
11	19052-MGH-640	COLLAR, RADIATOR MOUNTING ...	2	2		
12	19104-MB0-700	CAP, RESERVE TANK	1	1		
13	19110-HL6-A00	TANK, RADIATOR RESERVE	1	1		
14	19111-HL6-A00	TUBE A, RESERVE TANK	1	1		
15	19112-HL6-A00	TUBE B, RESERVE TANK	1	1		
16	90106-KBV-000	SCREW, PAN, 6X14	1	1		
17	90652-HF7-003	JOINT, BREATHER TUBE	1	1		
18	90653-HC4-900	CLIP, MUDGUARD	7	7		
19	91535-STK-003	CLIP, COUPLER(DARK BLUE)	1	1		
20	93401-05012-08	BOLT-WASHER, 5X12	4	4		
21	93404-06012-08	BOLT-WASHER, 6X12	4	4		
22	95002-02100	CLIP, TUBE(B10)	4	4		
23	95701-06022-08	BOLT, FLANGE, 6X22	2	2		

F-50

WATER PIPE/WATER HOSE



HL64F5000

Service item

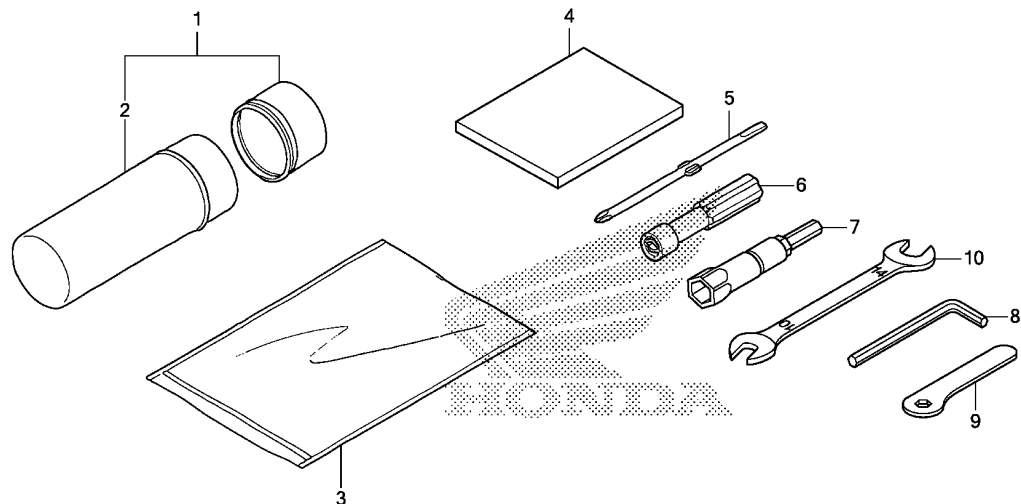
F.R.T.

3

Ref. No.	Part No.	Description	Reqd. QTY		Serial No.	Parts catalogue code
			SXS1000 S2R '19	S2X '19		
1	19505-HL6-A00	HOSE, FR. LOWER WATER	1	1		
2	19506-HL6-A00	HOSE, RR. UPPER WATER	1	1		
3	19507-HL6-A00	HOSE, FR. UPPER WATER	1	1		
4	19508-HL6-A00	HOSE, RR. LOWER WATER	1	1		
5	19509-HL6-A00	PIPE COMP., WATER	1	1		
6	19516-GAG-003	CLAMP, HOSE, 30-37MM	8	8		
7	90021-TY0-000	BOLT, FLANGE, 6X10	2	2		
8	90024-612-000	BOLT, SEALING, 8MM	2	2		
9	90471-580-000	PACKING, 8MM	2	2		
10	91556-SK7-003	CLIP, WIRE HARNESS(BLACK)	6	6		

F-52

TOOL



HL64F5200

Service item

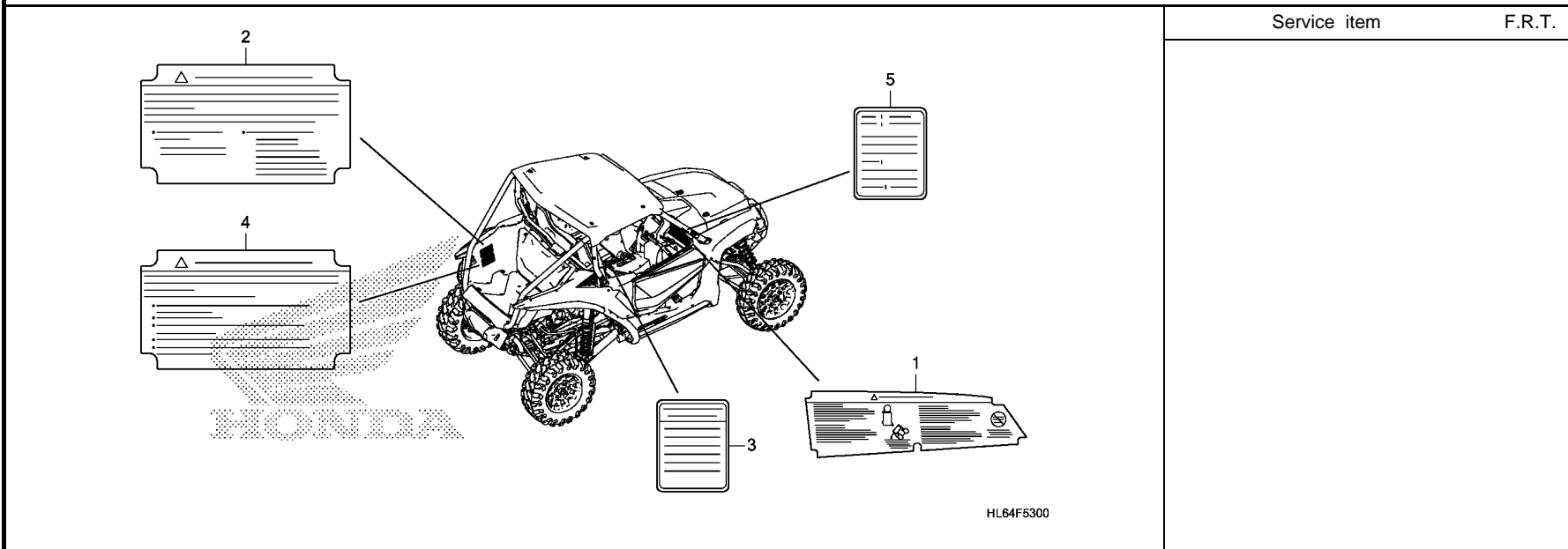
F.R.T.

Ref. No.	Part No.	Description	Reqd. QTY		Serial No.	Parts catalogue code
			SXS1000 S2R '19	S2X '19		
1	83501-152-000	BOX, TOOL	1	1		
2	83502-152-000	BODY, TOOL BOX	1	1		
3	83642-HM5-A10	BAG, OWNERS MANUAL	1	1		
4	89015-HF1-670	SPONGE, TOOL BOX	1	1		
5	89102-538-000	DRIVER, SCREW(NO.2 + -)	1	1		
6	89103-538-000	GRIP	1	1		
7	89216-HL4-A00	WRENCH, PLUG(14MM)	1	1		
8	89221-429-000	WRENCH, HEX., 5MM	1	1		
9	89227-HL6-A00	TOOL, GEAR CHANGE	1	1		
10	99001-10140	SPANNER, 10X14	1	1		



F-53

CAUTION LABEL



Service item F.R.T.

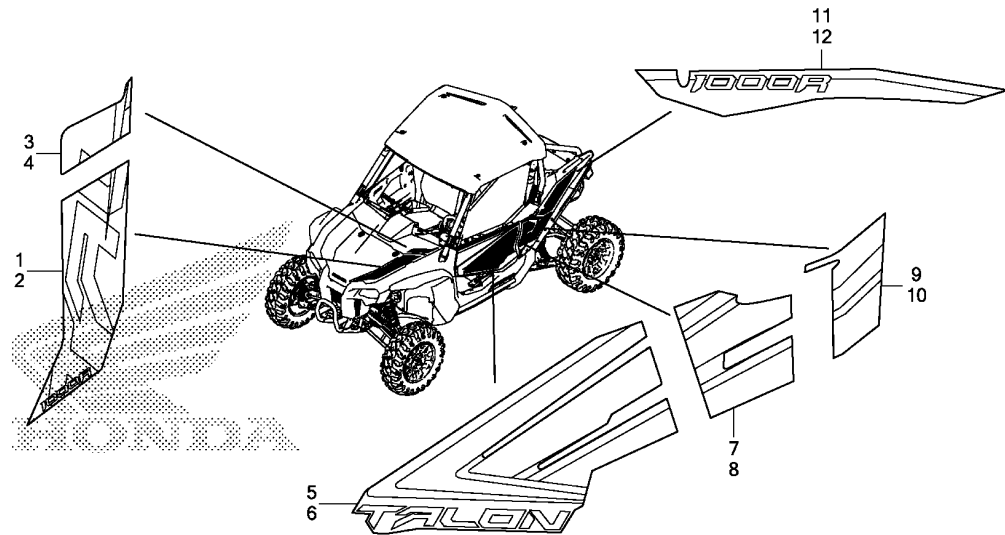
HL64F5300

3

Ref. No.	Part No.	Description	Reqd. QTY		Serial No.	Parts catalogue code
			SXS1000 S2R '19	S2X '19		
1	87504-HL6-C00	LABEL, GENERAL WARNING(FRENCH)	-	1	-----	CM
2	87505-HL6-C00	LABEL, TIRE & OVERLOAD WARNING (FRENCH)	-	1	-----	CM
3	87506-HL6-A01	LABEL, SHIFT & DRIVE SELECT -	1	1		
	87506-HL6-C01	LABEL, SHIFT & DRIVE SELECT (FRENCH)	-	1	-----	CM
4	87512-HL6-C00	LABEL, BED LOADING WARNING (FRENCH)	-	1	-----	CM
5	87562-HL6-C00	LABEL, FRENCH TRANSLATION ...	-	1	-----	CM

F-54

MARK(SXS1000S2R)



HL64F5400

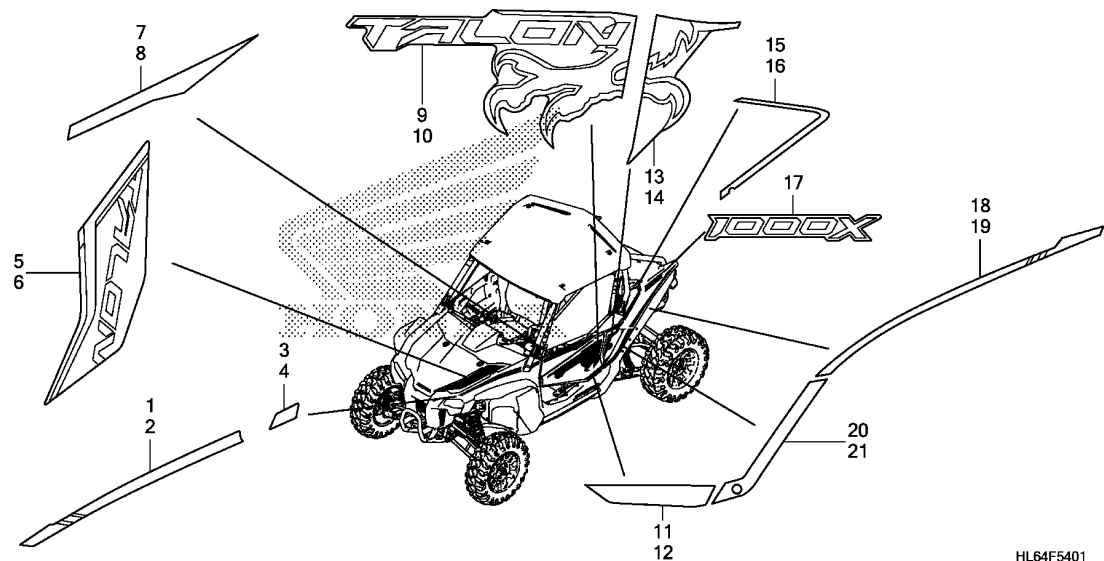
Service item

F.R.T.

Ref. No.	Part No.	Description	Reqd. QTY		Serial No.	Parts catalogue code
			SXS1000 S2R '19	S2X '19		
1	86621-HL6-A10ZA	MARK A, R. FR. HOOD *TYPE1*	1	-		
2	86622-HL6-A10ZA	MARK A, L. FR. HOOD *TYPE1*	1	-		
3	86623-HL6-A10ZA	MARK A, R. RR. HOOD *TYPE1*	1	-		
4	86624-HL6-A10ZA	MARK A, L. RR. HOOD *TYPE1*	1	-		
5	86631-HL6-A10ZA	MARK A, R. FR. DOOR *TYPE1*	1	-		
6	86632-HL6-A10ZA	MARK A, L. FR. DOOR *TYPE1*	1	-		
7	86711-HL6-A10ZA	MARK A, R. UPPER SIDE COVER *TYPE1*	1	-		
8	86712-HL6-A10ZA	MARK A, L. UPPER SIDE COVER *TYPE1*	1	-		
9	86801-HL6-A10ZA	MARK A, R. RR. FENDER *TYPE1*	1	-		
10	86802-HL6-A10ZA	MARK A, L. RR. FENDER *TYPE1*	1	-		
11	86803-HL6-A10ZA	MARK B, R. RR. FENDER *TYPE1*	1	-		
12	86804-HL6-A10ZA	MARK B, L. RR. FENDER *TYPE1*	1	-		

F-54-1

MARK(SXS1000S2X)



Service item

F.R.T.

Ref. No.	Part No.	Description	Reqd. QTY		Serial No.	Parts catalogue code
			SXS1000 S2R '19	S2X S2X '19		
1	86611-HL6-A00ZA	MARK A, R. FR. FENDER	-	1		
		TYPE2	-	1		
	86611-HL6-A00ZB	*TYPE1*	-	1		
2	86612-HL6-A00ZA	MARK A, L. FR. FENDER	-	1		
		TYPE2	-	1		
	86612-HL6-A00ZB	*TYPE1*	-	1		
3	86613-HL6-A00ZA	MARK B, R. FR. FENDER	-	1		
		TYPE2	-	1		
	86613-HL6-A00ZB	*TYPE1*	-	1		
4	86614-HL6-A00ZA	MARK B, L. FR. FENDER	-	1		
		TYPE2	-	1		
	86614-HL6-A00ZB	*TYPE1*	-	1		
5	86621-HL6-A00ZA	MARK A, R. FR. HOOD	-	1		
		TYPE2	-	1		
	86621-HL6-A00ZB	*TYPE1*	-	1		
6	86622-HL6-A00ZA	MARK A, L. FR. HOOD	-	1		
		TYPE2	-	1		
	86622-HL6-A00ZB	*TYPE1*	-	1		
7	86631-HL6-A00ZA	MARK A, R. FR. DOOR	-	1		
		TYPE2	-	1		
	86631-HL6-A00ZB	*TYPE1*	-	1		
8	86632-HL6-A00ZA	MARK A, L. FR. DOOR	-	1		
		TYPE2	-	1		
	86632-HL6-A00ZB	*TYPE1*	-	1		
9	86633-HL6-A00ZA	MARK B, R. FR. DOOR	-	1		
		TYPE2	-	1		
	86633-HL6-A00ZB	*TYPE1*	-	1		

F-54-1

MARK(SXS1000S2X)

Ref. No.	Part No.	Description	Reqd. QTY		Serial No.	Parts catalogue code
			SXS1000 S2R '19	S2X '19		
10	86634-HL6-A00ZA	MARK B, L. FR. DOOR				
		TYPE2.....	-	1		
	86634-HL6-A00ZB	*TYPE1*.....	-	1		
11	86635-HL6-A00ZA	MARK C, R. FR. DOOR				
		TYPE1.....	-	1		
12	86636-HL6-A00ZA	MARK C, L. FR. DOOR				
		TYPE1.....	-	1		
13	86711-HL6-A00ZA	MARK A, R. UPPER SIDE COVER				
		TYPE2.....	-	1		
	86711-HL6-A00ZB	*TYPE1*.....	-	1		
14	86712-HL6-A00ZA	MARK A, L. UPPER SIDE COVER				
		TYPE2.....	-	1		
	86712-HL6-A00ZB	*TYPE1*.....	-	1		
15	86801-HL6-A00ZA	MARK A, R. RR. FENDER				
		TYPE1.....	-	1		
16	86802-HL6-A00ZA	MARK A, L. RR. FENDER				
		TYPE1.....	-	1		
17	86803-HL6-A00ZA	MARK B, RR. FENDER				
		TYPE2.....	-	2		
	86803-HL6-A00ZB	*TYPE1*.....	-	2		
18	86805-HL6-A00ZA	MARK C, R. RR. FENDER				
		TYPE2.....	-	1		
	86805-HL6-A00ZB	*TYPE1*.....	-	1		
19	86806-HL6-A00ZA	MARK C, L. RR. FENDER				
		TYPE2.....	-	1		
	86806-HL6-A00ZB	*TYPE1*.....	-	1		
20	86807-HL6-A00ZA	MARK D, R. RR. FENDER				
		TYPE1.....	-	1		
21	86808-HL6-A00ZA	MARK D, L. RR. FENDER				
		TYPE1.....	-	1		



PART NO. INDEX

Part Number	Page	Ref.	Part Number	Page	Ref.	Part Number	Page	Ref.	Part Number	Page	Ref.	Part Number	Page	Ref.			
57000			66000			70000			77350-HL4-A00 78 4			84000			87000		
57101-TA0-003	74	1	66301-HL6-A00	82	5	70100-HL6-A00	132	1	77360-HL4-A00	78	5	84614-S06-000	124	15	87504-HL6-C00	136	1
57110-HL6-A01	74	2	66302-HL6-A00	82	6				77610-HL6-A01	106	1				87505-HL6-C00	136	2
57120-HL6-A00	74	3	66303-HL6-A00	84	17	71000			77660-HL6-A01	106	2	86000			87506-HL6-A01	136	3
57130-HL6-A00	74	4	66304-HL6-A00	84	18	71110-HL6-A00	107	1	78000			86150-KPG-901	68	13	87506-HL6-C01	136	3
57376-SNA-A00	74	5				71112-HL6-A00	107	2	78550-HL4-A00	78	6	86150-KPG-902	68	13	87512-HL6-C00	136	4
61000			67000			71140-HL6-A00	107	3	78555-HL4-A00	78	7	86611-HL6-A00ZA	138	1	87562-HL6-C00	136	5
61100-HL6-A00ZA	83	1	67100-HL6-A00	102	2	71160-HL6-A00	107	4	78560-HL4-A00	78	8	86611-HL6-A00ZB	138	1	89000		
61100-HL6-A00ZC	83	1	67102-HL6-A00	102	3	71161-HL6-A00	107	5	78561-HL4-A00	78	9	86612-HL6-A00ZA	138	2	89015-HF1-670	135	4
61104-357-000	110	24	67103-HL6-A00	102	4	71162-HL6-A00	107	6	78562-HL4-A00	78	10	86612-HL6-A00ZB	138	2	89102-538-000	135	5
61104-428-010	100	18	67104-HL6-A00	102	5	71310-HL6-A00	104	3	78565-HL4-A00	78	11	86613-HL6-A00ZA	138	3	89103-538-000	135	6
61105-HL6-A00ZB	83	2	67106-HL6-A00	102	6	71320-HL6-A00	104	4	78567-HL4-A00	78	12	86613-HL6-A00ZB	138	3	89216-HL4-A00	135	7
61105-HL6-A00ZE	83	2	67111-HL6-A00	102	7	71360-HL6-A00	104	5	78570-HL4-A00	78	13	86614-HL6-A00ZA	138	4	89221-429-000	135	8
61110-HL6-A00	83	3	67112-HL6-A00	102	8	71415-HL6-A00	104	6	78580-HL4-A00	78	14	86614-HL6-A00ZB	138	4	89227-HL6-A00	135	9
61120-HL6-A00	83	4	67113-HL6-A00	102	9	71415-HL6-A00ZA	122	1	78590-HL4-A00	78	15	86621-HL6-A00ZA	138	5			
61122-HL6-A00	75	11	67114-HL6-A00	102	10	71415-HL6-A00ZE	122	1	80000			86621-HL6-A00ZB	138	5	90000		
61155-HL6-A00ZA	83	5	67116-HL6-A00	102	11	71415-HL6-A10ZC	122	1	80105-HL6-A00ZA	122	5	86622-HL6-A00ZA	138	6	90001-HL4-000	57	20
61200-HL6-A00ZA	83	6	67155-HL6-A00ZA	102	12	71415-HL6-A10ZD	122	1	80105-HL6-A00ZE	122	5	86622-HL6-A00ZB	138	6	90001-HL6-A00	63	6
61200-HL6-A00ZC	83	6	67155-HL6-A00ZB	102	12	71420-HL6-A00	122	2	80105-HL6-A10ZC	122	5	86623-HL6-A10ZA	137	3	90002-T2A-A00	80	19
61205-HL6-A00ZB	83	7	67155-HL6-A10ZC	102	12	71465-HL6-A00ZA	122	3	80105-HL6-A10ZC	122	5	86624-HL6-A10ZA	137	4	90003-MCS-000	45	13
61205-HL6-A00ZE	83	7	67200-HL6-A00	102	13	71465-HL6-A00ZE	122	3	80105-HL6-A10ZD	122	5	86631-HL6-A00ZA	138	7	90003-PG6-000	62	30
61210-HL6-A00	83	8	67204-HL6-A00	102	14	71465-HL6-A10ZC	122	3	80120-HL6-A00	122	6	86631-HL6-A00ZA	138	7	90003-SNA-010	62	31
61220-HL6-A00	83	9	67211-HL6-A00	102	15	71465-HL6-A10ZD	122	3	80130-HL6-A00	124	6	86631-HL6-A00ZB	138	7	90004-GHB-630	42	4
61240-HL6-A00	83	10	67216-HL6-A00	102	16	71470-HL6-A00	122	4	80140-HL6-A00	122	7	86632-HL6-A10ZA	137	5	90004-HL4-000	57	21
61250-HL6-A00	83	11	67236-HL1-A01	102	17	71500-HL6-A00	107	7	80150-HL6-A00	122	8	86632-HL6-A00ZA	138	8	90004-PTO-000	62	32
61255-HL6-A00ZA	104	2	67237-HL1-A01	102	18	71509-SZA-A01	124	5	80151-HL6-A00	124	7	86632-HL6-A00ZB	138	8	90005-HL4-000	49	15
	124	4	67239-HL1-A00	102	19	71510-HL6-A00	107	8	80152-HL6-A00	124	8	86633-HL6-A10ZA	137	6	90006-HL4-000	62	33
61260-HL6-A00	83	12	67241-HL1-A00	102	20	71520-HL6-A00	107	9	80205-HL6-A00ZA	122	9	86633-HL6-A00ZA	138	9	90007-HL4-003	28	12
61301-HL4-A01	83	13	67243-HL1-A00	102	21	71550-HL6-A00	107	10	80205-HL6-A00ZE	122	9	86633-HL6-A00ZB	138	9	90008-MJP-G50	32	7
61305-HL6-A00ZA	83	14	67255-HL6-A00ZA	103	22	71551-HL6-A00	107	11	80205-HL6-A10ZC	122	9	86634-HL6-A00ZA	139	10	90010-HL4-000	62	34
61305-HL6-A00ZB	83	14	67255-HL6-A00ZB	103	22	71560-HL6-A00	107	12	80205-HL6-A10ZD	122	9	86635-HL6-A00ZB	139	10	90010-MCH-000	43	6
61305-HL6-A10ZC	83	14	67255-HL6-A10ZC	103	22	71570-HL6-A00	107	13	80219-HC4-A000	126	4	86635-HL6-A00ZA	139	11	90011-MGE-D00	45	14
61305-HL6-A10ZD	83	14	67255-HL6-A10ZD	103	22	71600-HL6-A00	127	6	80220-HL6-A00	122	10	86636-HL6-A00ZA	139	12			
61310-HL6-A00ZA	84	15	67310-HL6-A00	103	23	71610-HL6-A00	127	7	80230-HL6-A00	124	9	86711-HL6-A00ZA	139	13	90012-HL4-000	49	16
61310-HL6-A00ZD	84	15	67320-HL6-A00	103	24	71910-HL6-A00ZA	132	2	80240-HL6-A00	122	11	86711-HL6-A00ZB	139	13	90012-HL6-A00	31	16
61315-HL6-A10ZC	84	16				71950-HL6-A00ZA	132	3	80520-HL6-A00	124	10	86712-HL6-A10ZA	137	7	90014-HL4-000	45	15
61315-HL6-A10ZD	84	16	68000			77000			81000			86712-HL6-A00ZA	139	14	90015-HL4-003	45	16
61400-HL6-A00	82	1	68100-HL6-A00	75	12	77110-HL6-A01	105	1	81332-HL4-A00ZA	75	21	86712-HL6-A10ZA	137	8	90017-HL4-000	35	17
61410-HL6-A00ZA	82	2	68105-HL6-A00ZA	75	13	77120-HL6-A01	105	2	81500-HL6-A00	124	11	86801-HL6-A00ZA	139	15	90017-MA6-000	28	13
61410-HL6-A00ZB	82	2	68105-HL6-A00ZC	75	13	77130-HL6-A01	105	3	81500-HL6-A10	124	11	86801-HL6-A10ZA	137	9	90017-MAL-600	28	14
61410-HL6-A00ZC	82	2	68105-HL6-A00ZD	75	13	77140-HL6-A01ZA	105	4	81511-HL6-A00	124	12	86802-HL6-A00ZA	139	16	90019-HL4-000	40	15
61420-HL6-A00ZA	82	3	68106-HL6-A00	75	14	77140-HL6-A01ZB	105	4	81512-HL6-A00	124	13	86802-HL6-A10ZA	137	10	90021-MGZ-D02	60	28
61420-HL6-A00ZB	82	3	68107-HL6-A00	75	15	77140-HL6-A01ZF	105	4	83000			86803-HL6-A00ZA	139	17	90021-MM5-000	56	25
61420-HL6-A00ZC	82	3	68108-HL6-A00	68	12	77150-HL6-A01ZC	105	5	83400-HL6-A00	77	11	86803-HL6-A00ZB	139	17	90021-TYO-000	134	7
			68109-HL6-A01	75	16	77150-HL6-A01ZD	105	5	83501-152-000	135	1	86804-HL6-A10ZA	137	11	90022-MG8-000	57	22
62000			68110-HL6-A01	75	17	77150-HL6-A01ZG	105	5	83502-152-000	135	2	86805-HL6-A00ZA	139	18	90024-612-000	45	17
62510-HL6-A00ZA	82	4	68201-HL6-A00	75	18	77160-HL6-A01	105	6	83506-HL6-A00	104	7	86805-HL6-A00ZB	139	18			
			68205-HL6-A00	75	19	77170-HL6-A01ZB	105	7	83551-300-000	104	7	86807-HL6-A00ZA	139	20	90031-HL4-000	45	18
64000			68310-HL6-A00	77	7	77170-HL6-A01ZC	105	7	83551-GE2-000	104	8	86808-HL6-A00ZA	139	21	90032-MG9-000	28	15
64110-HL6-A00	77	2	68320-HL6-A00	77	8	77170-HL6-A01ZG	105	7	83551-MA6-000	84	19				90052-ZA0-800	127	8
64160-HL6-A00	77	3	68330-HL6-A00	77	9	77206-329-000	77	10		107	15				90071-MB0-000	44	12
64170-HL6-A00	77	4	68333-HL6-A00	75	20	77206-GF0-000	107	14		124	14				90081-HR0-F20	42	5
64260-HL6-A00	77	5								130	8				90082-HA0-000	31	17
64270-HL6-A00	77	6								105	8				90084-MN8-010	33	11
										77207-HA0-000	105	8			90101-HL6-A00	86	8
										77215-GC2-000	105	9					
										83642-HM5-A10	135	3					



PART NO. INDEX

Part Number	Page	Ref.	Part Number	Page	Ref.	Part Number	Page	Ref.	Part Number	Page	Ref.	Part Number	Page	Ref.	Part Number	Page	Ref.
90101-HL6-A00	87	10		82	10		121	13		119	26		76	29	91027-HL4-003	52	23
	115	19		99	13	90305-HE0-670	132	7		134	9		77	16	91027-MGS-D21	39	28
	116	9		107	19	90307-MCA-000	95	12	90475-703-000	62	37		78	18		63	10
	120	10		131	9	90307-MJE-D00	35	18		65	1		82	12	91028-MGS-D21	39	29
90101-SJC-A20	106	3	90114-SG0-003	129	21	90309-KF0-003	85	11	90493-MGE-D00	51	31		84	24	91029-HL4-003	37	6
90102-HL3-A00	105	10	90114-Z32-000	103	27		112	17	90501-HL4-A00	79	16		93	37	91030-HL4-003	53	24
90102-HL6-A01	120	11	90115-MAL-600	85	9	90313-567-000	84	23	90501-HL6-A00	119	27		100	21	91051-HL4-A01	93	40
90102-HN5-670	76	22	90116-HL6-A00	88	9		104	10	90502-HL6-A00	117	16		103	31	91052-HL4-A01	93	41
	77	12	90116-HP5-600	112	16		124	18	90503-HL6-A00	115	25		104	11	91053-HL6-A01	93	42
	82	7	90116-HP6-A00	95	10	90323-SE0-000	76	25		116	12		107	23	91054-HL3-A41	90	18
	84	20	90117-HL6-A00	103	28		82	11	90505-425-000	32	9		109	34		117	21
	104	9	90118-968-000	85	10		107	22		79	17		123	13	91055-HL6-A01	119	32
	107	16	90118-HL5-A00	105	11		124	19	90505-ZV1-000	76	27		124	21	91062-HP0-A01	93	43
	123	12	90119-HL6-A00	119	18		132	8	90506-SLJ-000	115	26		127	10	91075-HL6-A11	86	12
	124	16	90119-SD9-000	62	35	90325-GCT-J01	76	26		116	13		131	10		121	16
90102-HP6-A00	93	27	90120-HL6-A00	119	19	90363-TK4-A01	115	24	90506-ZV1-000	76	28		133	18	91077-HL6-A01	86	13
90102-KWT-900	76	23	90121-HL6-A00	132	6	90365-SJA-000	89	11	90509-HL6-A00	95	13	90653-HL4-F41	90	16		121	17
90103-GFZ-000	93	28	90122-HL1-A00	115	21		90	14	90510-HL6-A00	103	29		117	19	91079-HL6-A01	121	16
90103-MGS-D50	82	8	90128-KBP-900	110	25	90380-SB2-003	78	17	90511-671-003	79	18	90655-HL6-A01	117	20	91103-KT7-000	39	30
90104-HL4-A00	93	29	90131-883-000	40	16	90401-HL4-000	42	6	90511-HL6-A00	103	30	90660-HL6-A00	93	38	91108-PE6-008	53	25
90104-HL5-A00	103	25	90133-HL4-A00	79	12	90402-MFJ-D01	40	17	90511-MAT-000	124	20	90666-HL6-A01	90	17	91201-HL4-003	54	12
90104-HL6-A00	94	15	90133-HP5-600	93	31		65	1	90512-HL6-A00	119	28	90669-HL6-A01	99	16	91201-HN8-003	63	11
90105-HL6-A00	96	15		119	20	90403-HL4-000	37	5	90513-HL6-A00	132	9		100	22	91205-KF0-003	35	21
90106-KBV-000	77	13	90134-HP5-600	93	32	90404-HL4-000	49	18	90513-SJA-010	117	17	90677-KAN-961	77	17		39	31
	78	16		119	21	90405-HL4-000	49	19	90543-MV9-670	28	16		82	13	91206-333-003	112	19
	103	26	90135-HL6-A00	117	14	90406-HL4-000	57	23		64	1	90682-MGS-D41	93	39	91207-HL4-003	51	39
	109	31	90135-SB0-003	79	13	90411-MGE-D00	50	23	90544-KF0-000	28	17		119	30	91254-HL4-F41	93	44
	133	16	90138-MFR-670	119	22	90412-HL4-000	52	11		64	1	90683-HL6-A01	100	23	91257-HL3-A01	79	19
90106-MCN-720	69	14	90139-MCA-A60	107	20	90414-HL4-000	52	12	90545-300-000	71	29	90684-HL6-A01	101	24	91258-HL6-A01	119	33
90106-MEJ-D00	70	25	90145-MS9-612	71	27	90416-HL4-000	52	13		73	26	90696-HN2-830	109	35	91259-HL6-A02	119	34
	72	23		72	25	90417-360-000	57	24	90545-MC0-000	45	21	90701-HN2-000	38	25	91262-HL3-A01	79	20
90107-HC5-000	71	26	90148-HL4-F00	84	22	90417-HL4-000	52	14		65	1	90701-MV9-670	35	20	91264-HL6-A11	115	27
	72	24	90161-T2F-A01	119	23	90421-HL4-000	54	10	90604-MCA-780	51	32		45	22	91301-107-000	40	18
90107-HL6-A00	80	20	90165-S5A-000	130	9	90433-639-000	57	25	90604-MM5-000	51	33	90742-KYJ-900	49	20		65	1
90107-HL6-A10	115	20	90175-SCV-A00	97	9	90433-MEY-670	56	26	90604-RGC-000	62	38	90851-YM2-000	78	19	91301-428-003	33	15
90109-371-000	93	30	90181-KV3-700	71	28	90441-286-000	35	19	90605-MGE-D00	51	34				65	1	
	119	17	90183-SH3-000	115	22		65	1	90613-HL4-000	52	15	91000			91301-473-003	39	32
90109-HL6-A00	90	13	90196-MN5-000	109	32	90441-706-000	33	12	90614-HL4-000	52	16				65	1	
90110-HL4-A00	79	11	90200-HW5-900	111	26		34	10	90616-HL4-000	52	17	91001-GF6-004	39	26	91301-HM7-A00	97	10
90110-HL4-F41	86	9	90201-HL4-000	49	17		64	1	90617-HL4-000	52	18	91001-HL4-003	63	8	91301-KYJ-901	39	33
	87	11	90206-KM3-000	31	18		65	1	90651-538-000	71	30	91001-HL6-A01	52	19		65	1
	120	12	90242-MB0-000	93	33	90442-397-000	32	8		73	27	91001-PPP-005	52	20	91301-KZL-931	60	29
90111-162-000	38	24	90242-MCH-000	119	24		64	1	90651-HL3-A40	90	15	91002-HL4-003	52	21	91301-MEH-003	62	39
	77	14	90301-HL6-A00	80	21	90442-MR1-770	45	19		117	18	91003-RY0-003	119	31		65	1
	82	9	90301-MG3-000	79	14		65	1	90651-HL6-A11	86	11	91008-MFJ-D01	56	27	91301-PLC-000	60	30
	84	21	90303-HA0-680	107	21	90443-MB0-000	62	36		121	14	91010-HL4-003	51	35	91302-001-020	93	45
	107	17	90304-HM7-A10	95	11		65	1		15		91012-HL4-003	58	27		119	35
	127	9	90304-ME1-670	111	27	90445-KE5-000	50	24	90652-HC4-003	109	33	91014-HL4-003	33	13	91302-MGS-D20	62	40
	131	8	90305-HC0-770	81	22	90451-141-000	58	26		112	18	91015-HL6-A01	33	14		65	1
90111-KT1-780	69	15		93	34	90452-HL4-000	50	25	90652-HF7-003	93	36	91016-HL4-003	49	21	91302-PA9-003	40	19
	74	6		116	10	90452-MCA-000	51	26		99	14	91018-HL4-003	49	22		65	1
	88	8		119	25	90454-428-000	79	15		119	29	91022-HL4-003	52	22	91302-RGC-003	37	7
90113-SAO-006	95	9		130	10	90455-ML7-000	51	27		133	17	91023-HL4-003	51	36		66	1
90114-HL6-A00	132	4	90305-HC4-000	86	10	90463-HL4-000	51	28	90652-HL4-A01	99	15	91023-HL4-003	51	37	91303-377-000	33	16
90114-KWL-000	76	24		87	12	90463-MAT-000	51	29		100	19	91024-HL4-003	51	38		66	1
	107	18		88	10	90464-MAT-000	51	30	90652-HL4-G01	100	20	91024-MGS-D21	45	23	91303-HA0-003	62	41
	124	17		115	23	90471-580-000	45	20	90652-HL6-A01	121	15	91025-HL4-003	54	11		66	1
	132	5		116	11		65	1	90653-HC4-900	69	16	91025-MGS-D21	63	9	91303-HM7-A00	97	11
90114-MFL-000	77	15		117	15		93	35		74	7	91026-MGS-D21	39	27	91303-KF0-003	35	22

PART NO. INDEX

Part Number	Page	Ref.	Part Number	Page	Ref.	Part Number	Page	Ref.	Part Number	Page	Ref.	Part Number	Page	Ref.
91303-KF0-003	39	34	91704-PF4-000	62	43	94201-25200	89	12	95701-06012-08	34	14	95701-08030-08	113	29
	66	1					90	19		84	26	95701-08040-00	46	33
	93	46	92000			94201-30180	112	22		111	30	95701-08040-08	130	16
91305-HL6-A00	39	35				94201-30220	115	29		131	11	95701-08045-07	76	33
	66	1	92101-06050-OA	78	20	94201-40300	95	14	95701-06014-00	46	28	95701-08055-00	103	39
91305-KT7-003	97	12	92800-14000	36	25	94251-06000	103	34		62	45	95701-08055-07	82	16
91305-MG7-003	45	24		47	5	94301-06100	119	38	95701-06016-00	36	31	95701-08060-08	130	17
	66	1	92900-08028-OE	28	18	94301-08100	56	28		46	29	95701-08065-00	46	34
91306-105-690	93	47				94301-08140	33	18		51	41	95701-10016-00	132	10
91306-HL4-000	45	25	93000				36	27		93	54	95701-10018-08	130	18
	66	1					39	37		129	24	95701-10020-00	132	11
91306-MG3-000	119	36	93401-05010-00	101	25		40	23	95701-06016-08	77	20	95701-10020-08	115	30
91307-035-000	46	26	93401-05012-08	133	20		56	29		101	31		116	14
	66	1	93404-06012-08	133	21		62	44		104	12	95701-10032-08	130	19
91307-KF0-003	35	23	93404-06014-08	85	13		63	14	95701-06018-00	34	15	95801-06028-00	44	16
	66	1	93405-06012-08	111	28		112	23		40	24		56	31
91307-MK5-000	39	36		130	11	94301-08200	28	19	95701-06020-00	39	38	95801-10070-08	130	20
91308-HN0-A10	112	20	93406-08012-08	85	14	94301-10160	28	20	95701-06020-07	125	25			
91309-425-003	44	13	93406-08035-08	130	12		36	28	95701-06020-08	103	37	96000		
	66	1	93414-08020-07	105	12	94301-14200	28	21	95701-06022-08	101	32			
91310-MGE-D01	46	27	93500-04008-1H	60	31	94303-04065	49	23		109	39	96001-06012-00	46	35
	63	12	93500-05010-1H	60	32	94305-25162	103	35		129	25	96001-06014-00	93	56
	66	1	93892-03012-00	78	21	94305-40162	58	30		133	23		119	41
91312-KM9-003	119	37	93892-05012-08	44	15	94510-14000	56	30	95701-06025-00	33	20	96001-06025-00	32	11
91313-MB0-003	40	20	93892-05035-18	60	33		58	31		129	26	96001-06045-07	42	7
	66	1	93903-25310	82	14	94510-20000	79	21	95701-06025-08	98	7	96211-07000	53	26
91314-MG7-003	93	48		124	22	94510-36000	54	13		111	31	96220-30160	58	33
91320-KE1-000	33	17	93903-25320	68	15	94514-34000	89	13	95701-06028-00	33	21	96220-40080	56	32
91320-MB0-000	44	14	93903-25380	103	32	94520-35000	81	25		34	16		58	34
91333-567-010	35	24	93903-254J0	76	30	94560-72200	51	40		39	39	96220-40100	49	24
	66	1								41	25	96220-50178	39	43
91344-PC9-004	62	42	94000			95000				62	46			
	66	1							95701-06030-00	28	22	98000		
91351-HL6-A11	86	14	94001-08000-OS	76	31	95002-02100	133	22		47	7			
	120	7	94002-06390-OS	127	12	95002-02120	33	19		112	25	98200-41000	129	27
91351-HM8-A51	63	13	94002-08080-OS	69	17	95002-02650	93	52	95701-06035-00	36	32	98200-41500	129	28
	66	1	94002-16280-OS	81	23		119	39		39	40	98200-43000	129	29
91352-HL6-A01	97	13	94031-12280	115	28	95002-40730-08	101	26		63	15			
91353-HL4-F41	87	13	94050-06000	93	51	95002-41000-08	36	29	95701-06040-00	28	23	99000		
91354-MCT-003	40	21	94050-08000	103	33		99	17		39	41			
	66	1	94050-08070	76	32		101	27		46	30	99001-10140	135	10
91356-425-003	34	11		105	13	95002-41200-08	101	28	95701-06050-00	39	42			
	66	1	94050-08080	105	14	95005-35040-20	101	29		46	31			
91361-HL4-A01	97	14		130	13	95005-35090-20	101	30	95701-06055-00	36	33			
91416-TA0-003	109	36	94050-10080	130	14	95005-35490-10	119	40		63	16			
91505-SLO-003	77	18	94101-04700	67	7	95005-35600-10	93	53	95701-06060-00	46	32			
	107	24	94101-06800	58	28	95012-11001	107	25	95701-06065-00	41	26			
91508-HL4-A00	109	37		85	15	95012-17001	127	13		62	47			
91508-MM5-000	109	38	94101-08800	111	29		129	23	95701-06075-00	62	48			
91535-STK-003	93	49	94102-08800	77	19	95701-06008-08	125	23	95701-06080-00	62	49			
	127	11	94102-10800	112	21	95701-06010-00	32	10	95701-08012-00	113	26			
	133	19	94109-12000	40	22		84	25	95701-08016-00	113	27			
91535-TA0-003	93	50		66	1	95701-06010-08	103	36	95701-08016-07	82	15			
	129	22	94109-14000	36	26	95701-06012-00	36	30		103	38			
91540-STK-003	85	12		47	6		112	24	95701-08020-00	113	28			
91555-RSR-G01	68	14		66	1		127	14	95701-08020-08	105	15			
91556-SK7-003	134	10	94201-16120	58	29		130	15	95701-08025-00	93	55			
91558-HL4-003	34	12	94201-20151	85	16	95701-06012-07	74	8	95701-08025-08	79	22			
91558-TA0-003	34	13	94201-20200	81	24		125	24	95701-08030-00	58	32			



PART NAME INDEX

Part name	Page	Ref.	Part name	Page	Ref.	Part name	Page	Ref.
[A]			BEARING E, CONNECTING ROD	48	7	BOLT-WASHER, 5X12	133	20
ARM ASSY., L. FR. LOWER	88	4	BEARING E, CRANKSHAFT	48	9	BOLT-WASHER, 6X12	56	25
ARM ASSY., L. FR. UPPER	88	7	BEARING SET, NEEDLE	91	1		111	28
ARM ASSY., L. RR. LOWER	115	14		118	1		130	11
ARM ASSY., L. RR. LOWER			BEARING, ANGULAR BALL,				133	21
TRAILING	114	9	40X74X36	90	18	BOLT-WASHER, 6X14	85	13
ARM ASSY., L. RR. UPPER	114	11	BEARING, BALL, 28X64X15	117	21	BOLT-WASHER, 6X16	63	6
ARM ASSY., L. TRAILING	116	6	BEARING, BALL, 40X75X16	52	20	BOLT-WASHER, 7/16"X31	106	3
ARM ASSY., RR. LOWER	116	7	BEARING, BALL, 12X18X12	119	31	BOLT-WASHER, 8X12	85	14
ARM ASSY., RR. UPPER	115	15	BEARING, NEEDLE, 12X18X12	45	23	BOLT-WASHER, 8X20	105	12
	116	8	BEARING, NEEDLE, 14X20X12	39	29	BOLT-WASHER, 8X35	130	12
ARM ASSY., R. FR. LOWER	88	3	BEARING, NEEDLE, 22MM	51	37	BOLT B, FLEXIBLE JOINT	110	5
ARM ASSY., R. FR. UPPER	88	5	BEARING, NEEDLE, 25X30X23	53	25	BOLT, 5X13	129	21
ARM ASSY., R. RR. LOWER	114	13	BEARING, NEEDLE, 25X32X20	53	24	BOLT, CHANGE PIVOT	85	9
ARM ASSY., R. RR. LOWER			BEARING, NEEDLE, 26X30X17	52	23	BOLT, CLAMP	75	5
TRAILING	114	7	BEARING, NEEDLE, 26X30X21	52	22	BOLT, CONNECTING ROD	48	6
ARM ASSY., R. RR. UPPER	114	10	BEARING, NEEDLE, 28X32X21	51	38	BOLT, DISK, 8X24	95	10
ARM ASSY., R. TRAILING	116	5	BEARING, NEEDLE, 29X34X24	52	19	BOLT, DRAIN PLUG, 12X15	40	16
ARM COMP. A, EX. ROCKER	29	5	BEARING, NEEDLE, 39X44X23.8 ...	49	22	BOLT, DRAIN PLUG, 14MM	36	25
ARM COMP. B, EX. ROCKER	29	6	BEARING, RADIAL BALL SPECIAL,	49	21		47	5
ARM, GEARSHIFT	57	19	62/28			BOLT, EMERGENCY	61	6
ARM, SHIFT CHANGE	85	3	BEARING, RADIAL BALL,	37	6	BOLT, FLANGE KNOCK, 7X10.5	31	17
ARRESTER COMP., SPARK	110	11	40X68X7.5	58	27	BOLT, FLANGE, 10X110	45	16
[B]			BEARING, RADIAL BALL, 17X40X9 ..	119	32	BOLT, FLANGE, 10X142	119	19
BAG, OWNERS MANUAL	135	3	BEARING, RADIAL BALL, 30X72X19 ..	93	42	BOLT, FLANGE, 10X16	132	10
BALL, DETENT	78	15	BEARING, RADIAL BALL, 35X55X13 ..	93	43	BOLT, FLANGE, 10X161	119	18
BALL, STEEL, #7	53	26	BEARING, RADIAL BALL, 35X60X14 ..	93	41	BOLT, FLANGE, 10X165	93	28
BAND A, BATTERY	107	25	BEARING, RADIAL BALL, 35X68X16 ..	93	41	BOLT, FLANGE, 10X18	130	18
BAND A, BELLOWS	80	10	BEARING, RADIAL BALL, 40X76X18 ..	51	36	BOLT, FLANGE, 10X20	115	30
BAND B, INBOARD	90	3	BEARING, RADIAL BALL, 6000	33	13		116	14
	117	4	BEARING, RADIAL BALL, 607ZZ	39	27	BOLT, FLANGE, 10X213	93	27
BAND B, OUTBOARD	90	2	BEARING, RADIAL BALL, 609ZZ	63	8	BOLT, FLANGE, 10X23	93	29
	117	2	BEARING, RADIAL BALL, 6206	93	40	BOLT, FLANGE, 10X25	132	4
BAND F, BATTERY	127	13	BEARING, RADIAL BALL, 6304	39	26	BOLT, FLANGE, 10X29	96	15
	129	23	BEARING, RADIAL BALL, 63/22	52	21	BOLT, FLANGE, 10X30	119	23
BAND, AIR CLEANER CONNECTING			BEARING, RADIAL BALL, 63/22U	51	35	BOLT, FLANGE, 10X32	130	19
TUBE	108	16	BEARING, RADIAL BALL, 6906	33	14	BOLT, FLANGE, 10X35	93	32
			BEARING, RADIAL BALL, 696ZZ	39	28		119	21
				63	10	BOLT, FLANGE, 10X70	130	9
BAND, BELLOWS	80	11	BEARING, RADIAL BALL, 699ZZ	63	9		115	22
BAND, BOOT	97	10	BEARING, SPECIAL BALL, 63/28	54	11	BOLT, FLANGE, 12X115	94	15
			BEARING, SPECIAL BALL, 6500	56	27	BOLT, FLANGE, 12X33	86	8
BAND, INSULATOR	28	9	BEARING, SPHERICAL	86	13		87	10
BAND, MUFFLER COVER	110	10		121	16	BOLT, FLANGE, 12X70	115	21
			BELT ASSY., SEAT	106	1	BOLT, FLANGE, 12X75	88	9
BAND, SHAFT BOOT	90	1		2	2	BOLT, FLANGE, 5X10	109	32
	117	1	BODY ASSY., THROTTLE	59	11	BOLT, FLANGE, 6MM	38	24
BATTERY	127	2	BODY A, CLUTCH CONTROL	61	10		69	15
BEARING A, CONNECTING ROD	48	7	BODY B, CLUTCH CONTROL	61	12		74	6
BEARING A, CRANKSHAFT	48	9	BODY COMP., FRAME	130	2		77	14
BEARING B, CONNECTING ROD	48	7	BODY COMP., IDLE AIR CONTROL				82	9
BEARING B, CRANKSHAFT	48	9	VALVE	59	21		84	21
BEARING C, CONNECTING ROD	48	7	BODY SET	59	12		88	8
BEARING C, CRANKSHAFT	48	9	BODY, OIL PUMP	38	9		107	17
BEARING D, CONNECTING ROD	48	7	BODY, TOOL BOX	135	2			
BEARING D, CRANKSHAFT	48	9	BOLT-WASHER, 12X118	28	12			
			BOLT-WASHER, 5X10	101	25			

PART NAME INDEX

Part name	Page	Ref.	Part name	Page	Ref.	Part name	Page	Ref.
BOLT, FLANGE, 6MM	107	20	BOLT, FLANGE, 6X28	44	16	BOLT, KNOCK, 6MM.....	45	14
	127	9		56	31		63	7
	131	8		62	46	BOLT, MOUNTING.....	74	5
BOLT, FLANGE, 6X10	32	10	BOLT, FLANGE, 6X30	28	22	BOLT, OIL COOLER.....	40	15
	71	26		47	7	BOLT, OIL, 10X22.....	71	27
	72	24		112	25		72	25
	84	25	BOLT, FLANGE, 6X35	36	32	BOLT, PINION JOINT.....	119	22
	103	36		39	40	BOLT, SEALING, 22MM.....	40	3
	111	26		63	15	BOLT, SEALING, 24MM.....	38	17
	134	7	BOLT, FLANGE, 6X40	28	23	BOLT, SEALING, 8MM.....	45	17
BOLT, FLANGE, 6X12	34	14		39	41		62	35
	36	30		46	30		93	30
	46	35		62	33		119	17
	71	28	BOLT, FLANGE, 6X45	42	7		134	8
	74	8	BOLT, FLANGE, 6X45.5	28	13	BOLT, SETTING.....	44	6
	84	26	BOLT, FLANGE, 6X50	39	42	BOLT, SHAFT FORK SETTING.....	57	8
	111	30		46	31	BOLT, SHOULDER.....	60	28
	112	24		62	32	BOLT, SHOULDER, 6X20.....	90	13
	125	24	BOLT, FLANGE, 6X55	36	33	BOLT, SOCKET, 5X20.....	112	16
	127	14		63	16	BOLT, SOCKET, 8MM.....	43	6
	130	15	BOLT, FLANGE, 6X60	46	32	BOLT, SOCKET, 8X16.....	110	25
	131	11		62	30	BOLT, SPECIAL, 10X37.2.....	49	15
BOLT, FLANGE, 6X14	46	28	BOLT, FLANGE, 6X65	41	26	BOLT, SPECIAL, 12MM.....	42	5
	62	31		62	47	BOLT, SPECIAL, 12X56.....	115	20
		45	BOLT, FLANGE, 6X75	62	34	BOLT, SPECIAL, 6X28.....	79	11
	69	14			48	BOLT, SPECIAL, 8MM.....	32	7
	93	56	BOLT, FLANGE, 6X8	125	23		103	25
	119	41	BOLT, FLANGE, 6X80	62	49		105	10
BOLT, FLANGE, 6X16	36	31	BOLT, FLANGE, 8X12	113	26	BOLT, STEERING YOKE, 8X28.....	79	13
	42	4	BOLT, FLANGE, 8X16	82	15	BOLT, STUD, 10X21.....	80	20
	46	29		103	38	BOLT, STUD, 10X28.....	117	14
	49	16		113	27	BOLT, STUD, 8X167.....	45	18
	51	41	BOLT, FLANGE, 8X165	35	17	BOLT, STUD, 8X28.....	28	18
	77	20	BOLT, FLANGE, 8X18	97	9	BOLT, TERMINAL.....	44	7
	93	54	BOLT, FLANGE, 8X20	105	15	BOLT, TORX.....	86	9
	101	31		113	28		87	11
	104	12	BOLT, FLANGE, 8X25	79	22		120	12
	129	24		93	55	BOLT, WHEEL.....	95	9
BOLT, FLANGE, 6X18	34	15	BOLT, FLANGE, 8X26	94	8	BOOT.....	69	1
	40	24		96	10	BOOT SET, FR.....	90	6
BOLT, FLANGE, 6X20	39	38	BOLT, FLANGE, 8X27	79	12	BOOT SET, FR. INBOARD.....	90	5
	85	10		93	31	BOOT SET, RR.....	117	6
	103	37		119	20	BOOT SET, RR. INBOARD.....	117	5
	125	25	BOLT, FLANGE, 8X28	45	15	BOOT, RR. PROPELLER.....	97	3
BOLT, FLANGE, 6X22	101	32	BOLT, FLANGE, 8X30	58	32	BOX COMP., STEERING GEAR.....	80	18
	109	39		113	29	BOX, BATTERY.....	127	6
	129	25	BOLT, FLANGE, 8X40	45	13	BOX, GLOVE.....	75	19
	133	23		46	33	BOX, TOOL.....	135	1
BOLT, FLANGE, 6X25	32	11		130	16	BRACKET COMP., CANISTER.....	100	4
	33	20	BOLT, FLANGE, 8X45	76	33	BRACKET COMP., FR.....	94	11
	70	25	BOLT, FLANGE, 8X55	82	16	BRACKET COMP., L. ENGINE		
	72	23		103	39	HANGER	130	4
	98	7	BOLT, FLANGE, 8X60	130	17	BRACKET COMP., MODULATOR.....	74	3
	111	31	BOLT, FLANGE, 8X65	46	34	BRACKET COMP., RR.....	96	5
	129	26	BOLT, HEAD COVER	28	14	BRACKET COMP., R. ENGINE		
BOLT, FLANGE, 6X28	33	21	BOLT, HEX., 6X50	78	20	HANGER	130	3
	34	16	BOLT, HYDRAULIC LASH ADJUSTER			BRACKET, EX. PIPE COVER.....	110	19
	39	39	STOPPER	28	15	BRACKET, L. PEDAL PIVOT.....	112	6
	41	25				BRACKET, R. PEDAL PIVOT.....	112	5

PART NAME INDEX

Part name	Page	Ref.	Part name	Page	Ref.	Part name	Page	Ref.
BRUSH SET A, CARBON	44	2	CIRCLIP, 40MM	51	34	CLIP, BREATHER TUBE	100	6
BRUSH SET B, CARBON	44	3	CIRCLIP, EXTERNAL, 14MM	56	30	CLIP, CABLE	109	25
BUMPER COMP., FR.	82	4	58	31	CLIP, CANISTER TUBE	93	39	
BUSHING, EYELET	87	2	CIRCLIP, EXTERNAL, 20MM	79	21	119	30	
BUSH, 8.1X6.2	85	7	CIRCLIP, EXTERNAL, 34MM	89	13	101	24	
BUSH, FLANGE, 6MM	102	21	CIRCLIP, EXTERNAL, 36MM	54	13	68	14	
BUSH, PIVOT	114	1	CIRCLIP, INTERNAL	90	15	93	49	
BUSH, RACK END	80	9	117	18			50	
BUSH, STABILIZER HOLDER	114	2	CIRCLIP, INTERNAL, 35MM	81	25	127	11	
	116	1	CIRCLIP, INTERNAL, 40MM	62	38	129	22	
BUSH, STEERING SHAFT LOWER ...	79	5	CIRCLIP, SPECIAL, 41.7	93	38	133	19	
BUSH, STEERING SHAFT UPPER ...	79	4	CLAMP	69	13	CLIP, COWL TOP	77	18
			CLAMPER, A.C. GENERATOR CORD ..	42	3	107	24	
[C]			CLAMPER, DRAIN HOSE	35	2	CLIP, FAN	133	5
CABLE ASSY., SHIFT	85	2	CLAMPER, RADIATOR HOSE	110	22	CLIP, FUEL HOSE	100	23
CABLE COMP., THROTTLE	112	7	CLAMP A, FUEL HOSE	99	5	CLIP, HARNESS BAND	85	12
CABLE, FRAME EARTH	130	1	CLAMP B, L. FR. BRAKE HOSE	100	1	CLIP, HOOD	83	13
CABLE, STARTER MOTOR	127	3	70	18	CLIP, HOSE, 10.5	99	16	
CALIPER SUB ASSY., L. FR.	94	13	72	16	CLIP, MUDGUARD	100	22	
CALIPER SUB ASSY., L. RR.	96	6	CLAMP B, R. FR. BRAKE HOSE	70	17	69	16	
CALIPER SUB ASSY., R. FR.	94	14	72	15			7	
CALIPER SUB ASSY., R. RR.	96	11	CLAMP, BRAKE HOSE	70	19	76	29	
CAMSHAFT COMP.	29	3	72	17	CLAMP, FUEL HOSE	77	16	
CAM, FACE	91	11	CLAMP, HARNESS	109	36	78	18	
CANISTER COMP.	100	3	CLAMP, HOSE	109	33	82	12	
CAP	68	1	112	18	CLAMP, HOSE, 22-29MM	84	24	
CAP ASSY., FUEL TANK	98	4	38	23	CLAMP, HOSE, 30-37MM	93	37	
CAP ASSY., NOISE SUPPRESSOR ..	128	2	34	6		100	21	
CAP COMP., RADIATOR	133	8	134	6	CLAMP, L. RR. BRAKE HOSE	103	31	
CAP COMP., RESERVE TANK	69	8	70	10	CLAMP, R. RR. BRAKE HOSE	104	11	
CAP, 14MM	33	11	70	9	CLAMP, TUBE	107	23	
CAP, BLEEDER	94	10	36	29		109	34	
	96	13	99	17		123	13	
CAP, CLAMP BOLT	75	6	100	20		124	21	
CAP, FR. DIFFERENTIAL CASE ...	91	10	101	26		127	10	
CAP, INDICATOR BLANK	75	17		27		131	10	
CAP, LIFTER PAT	32	5		28		133	18	
CAP, NUT	75	9	CLAMP, WATER HOSE, 25MM	34	5	CLIP, PISTON PIN, 22MM	48	4
CAP, OIL TANK	38	22		40	12	CLIP, TUBE	33	19
CAP, PIPE END	102	1	CLIP	99	15	93	52	
CAP, RESERVE TANK	133	12		100	19	119	39	
CAP, STEERING	78	3	CLIP A	70	23	133	22	
CAP, SWITCH BLANK	75	16	72	21		34	12	
CAP, TAPPET ADJUSTING HOLE ...	33	3	CLIP, 41.1MM	52	18	CLIP, WATER HOSE	34	12
	91	2	CLIP, 45.1MM	52	17	CLIP, WIRE HARNESS	34	13
	118	2	CLIP, AIR CLEANER	108	3	112	8	
CAP, TUBE	108	22	127	1	134	10		
CAP, WHEEL CENTER	95	8	109	26	CLUTCH ASSY.	37	2	
CASE COMP., SUB TRANSMISSION ..	35	3	71	30	CLUTCH ASSY., FR. FINAL	92	20	
CASE SUB ASSY., AIR CLEANER ..	108	9	73	27	COIL COMP., IGNITION	128	1	
CASE SUB ASSY., FR. FINAL GEAR ..	91	17	CLIP, BRAKE PIPE	70	20	50	17	
CASE SUB ASSY., RR. FINAL GEAR ..	118	7	21	21	COLLAR, 22X25X13	50	17	
CASE, FR. DIFFERENTIAL	91	9	22	22	COLLAR, 30X35X13	50	8	
CENTER, GEARSHIFT DRUM	57	10	24	24	COLLAR, 32X35X13.5	50	16	
CENTER, SHIFT DRUM	55	5	72	18	COLLAR, 40X43X12.5	50	20	
CHAIN, CAM	32	1	19	19	COLLAR, 5MM	132	9	
CIRCLIP, 30MM	51	33	20	20	COLLAR, ACCELERATOR PEDAL	112	2	
CIRCLIP, 32MM	51	32	22	22	COLLAR, AIR CLEANER COVER			
					SETTING	77	1	
						104	1	
					COLLAR, DRUM STOPPER SIDE	55	18	

PART NAME INDEX

Part name	Page	Ref.	Part name	Page	Ref.	Part name	Page	Ref.
COLLAR, FR. FENDER	100	18	COVER, L. FR. DISK	90	9	DAMPER, CONNECTOR	99	3
	110	24	COVER, L. HEADLIGHT	82	6			4
COLLAR, HANDLE	75	4	COVER, L. HINGE PIPE	102	16	DECAL, BAND	86	3
COLLAR, HIGH SHIFTER	52	10	COVER, L. LOWER SIDE	104	5		87	6
COLLAR, HINGE	102	9	COVER, L. MUD	83	12		120	2
COLLAR, LOW REVERSE SHIFTER ..	52	8	COVER, L. RADIATOR	82	3	DECAL, BASE VALVE	86	5
COLLAR, OIL GUIDE	61	3	COVER, L. SEAT BACK	107	13		87	8
COLLAR, PADDLE PIVOT	78	13	COVER, L. SEAT BOTTOM	107	4		120	4
COLLAR, PARKING	35	11	COVER, L. TAILLIGHT	124	9	DECAL, RESERVOIR	86	4
COLLAR, RADIATOR MOUNTING	109	28	COVER, L. VENT	122	4		87	7
	133	11	COVER, MASTER CYLINDER	69	4		120	3
COLLAR, RR. PIVOT	114	3	COVER, METER	68	12	DIAPHRAGM	69	10
COLLAR, SHIFTER	55	8	COVER, MODULATOR	74	4	DIFFERENTIAL ASSY., FR.	91	8
COLLAR, SHIFT DRUM STOPPER			COVER, MOTOR	63	4	DIODE ASSY., THREE WAY	128	4
PLATE	55	16	COVER, MUFFLER	110	18	DISK, BRAKE	95	5
COLLAR, SPLINE, 30X11	50	12	COVER, OIL FILTER	40	1	DOWEL PIN, 10X16	28	20
COLLAR, STEERING PIVOT	79	10			2		35	20
COLLAR, TANK MOUNTING	98	1	COVER, PADDLE LOWER	78	5		36	28
COLUMN SUB ASSY., STEERING ...	79	1	COVER, PADDLE UPPER	78	4		45	22
CONNECTOR, DIODE	128	8	COVER, PINION DUST	80	13	DOWEL PIN, 14X20	28	21
CONTROL UNIT, FAN	128	17	COVER, REGULATOR RECTIFIER ...	107	12	DOWEL PIN, 6X10	119	38
COOLER COMP., OIL	40	10	COVER, RESERVE TANK CAP	69	6	DOWEL PIN, 8X10	56	28
COTTER, FINAL DRIVEN	54	9	COVER, RR.	124	10	DOWEL PIN, 8X14	33	18
COTTER, VALVE	29	14	COVER, R. FR. DISK	90	8		36	27
COUNTERSHAFT COMP.	50	5	COVER, R. HEADLIGHT	82	5		39	37
COVER ASSY., A.C. GENERATOR ..	33	2	COVER, R. HINGE PIPE	102	11		40	23
COVER ASSY., CYLINDER HEAD ...	28	6	COVER, R. LOWER SIDE	104	3		56	29
COVER ASSY., FUSE	128	9	COVER, R. MUD	83	10		62	44
COVER A, EX. PIPE	110	13	COVER, R. RADIATOR	82	2		63	14
COVER B, EX. PIPE	110	14	COVER, R. SEAT BACK	107	9		112	23
COVER COMP., CLUTCH	61	1	COVER, R. SEAT BOTTOM	107	1	DOWEL PIN, 8X20	28	19
COVER COMP., OIL PUMP	38	15	COVER, R. TAILLIGHT	124	6	DOWEL PIN, 8X26.4	39	30
COVER COMP., OIL TANK	40	11	COVER, R. VENT	122	2	DOWEL PIN, 8X40	62	43
COVER COMP., REDUCTION GEAR ..	63	1	COVER, SEAT FRAME	107	3	DOWEL PIN, 8X50	38	25
COVER COMP., RR. BED PLATE ...	130	5	COVER, SNORKEL	109	24	DOWEL PIN, 8X7	33	17
COVER COMP., SUB TRANSMISSION	35	5		122	8	DRIVER, SCREW	135	5
COVER COMP., WATER PUMP	33	4	COVER, SOLENOID	61	20	DRIVE, TORQUE	133	6
COVER C, EX. PIPE	110	15	COVER, SPACER	38	2	DRUM ASSY., GEARSHIFT	55	4
COVER D, EX. PIPE	110	16	COVER, STEERING	75	14	DRUM ASSY., SUB TRANSMISSION..	57	9
COVER E, EX. PIPE	110	17	COVER, THERMOSTAT	34	4	DUCT, SNORKEL	108	17
COVER SET, FUSE	128	12	COVER, UPPER SEAT BACK	107	7	DUST SEAL, STEERING PINION ...	80	8
COVER SET, L. FR. DOOR	103	22	CRANKCASE SET	45	1	DUST SEAL, TIE ROD	80	16
COVER SET, L. UPPER SIDE	122	3	CRANKSHAFT COMP.	48	8			
COVER SET, R. FR. DOOR	102	12	CUSHION ASSY., L. FR.	86	7	[E]		
COVER SET, R. UPPER SIDE	122	1		87	9	ELEMENT SET, AIR CLEANER	108	1
COVER SUB ASSY., AIR CLEANER ..	108	4	CUSHION ASSY., R. FR.	86	1	ELEMENT, OIL FILTER	40	5
COVER SUB ASSY., FR. FINAL				87	1		6	
GEAR	91	18	CUSHION ASSY., R. RR.	120	6	EMBLEM, HONDA	83	5
COVER SUB ASSY., RR. FINAL			CUSHION, EPS UNIT	128	20		104	2
GEAR	118	8	CUSHION, FUEL TANK	98	3		124	4
COVER, ANGLE SENSOR	45	4	CUSHION, SEAT MOUNTING	105	8	EMBLEM, PRODUCT	68	13
COVER, BATTERY	127	7	CYLINDER SUB ASSY., MASTER ...	69	2	END COMP., L. TIE ROD	115	17
COVER, BED PLATE	124	13				END COMP., R. TIE ROD	115	16
COVER, BODY	59	8	[D]			END COMP., TIE ROD	80	17
COVER, DUST	94	5	DAMPER ASSY., FINAL DRIVE	45	10	END SET, TIE ROD	80	1
	96	7	DAMPER ASSY., STEERING	79	9	EPS UNIT	79	8
COVER, FR. FINAL CLUTCH	93	26					128	19
COVER, LOWER SEAT BACK	107	10						
COVER, L. FLOOR	77	5						



PART NAME INDEX

Part name	Page	Ref.	Part name	Page	Ref.	Part name	Page	Ref.
[F]								
FAN	133	4	GASKET, SOLENOID COVER	61	21	GUARD, HANDLE END	75	2
FENDER SET, L. FR.	83	7	GASKET, SPACER RR. COVER	65	1	GUARD, L. FR. OUTBOARD	88	2
FENDER SET, L. RR.	122	9	GASKET, SUB TRANSMISSION CASE	38	5	GUARD, R. FR. OUTBOARD	88	1
FENDER SET, R. FR.	83	2	GASKET, SUB TRANSMISSION COVER	65	1	GUIDE A, CAM CHAIN	32	6
FENDER SET, R. RR.	122	5	GASKET, SUB TRANSMISSION COVER	35	7	GUIDE, EX. VALVE	28	3
FENDER, L. FR.	83	6	GASKET, TENSIONER HOLE	65	1	GUIDE, FIRST CLUTCH GEAR	37	3
FENDER, L. FR. UPPER OVER	83	9	GASKET, WATER PUMP COVER	35	6	GUIDE, IN. VALVE	28	2
FENDER, L. RR. LOWER OVER	122	11	GATE, SHIFT	65	1	GUIDE, SECOND CLUTCH GEAR	37	4
FENDER, L. RR. OVER	122	10	GAUGE, OIL LEVEL	32	4	GUIDE, SPRING B	57	5
FENDER, R. FR.	83	1		64	1	GUIDE, STEERING RACK	80	5
FENDER, R. FR. UPPER OVER	83	4	GASKET, WATER PUMP COVER	33	5	GUIDE, WATER HOSE	40	13
FENDER, R. RR. LOWER OVER	122	7		65	1	[H]		
FENDER, R. RR. OVER	122	6	GEAR ASSY., FR. FINAL	85	8	HANDLE COMP., GRAB	75	3
FILTER, BRAKE RESERVOIR	69	9	GEAR ASSY., RR. FINAL	45	7	HANDLE, DOOR	102	4
FILTER, BREATHER ROOM	108	14	GEAR COMP., FINAL DRIVE HIGH	91	15	HARNES, SOLENOID WIRE	62	29
FILTER, SECONDARY BODY	61	22	GEAR COMP., FINAL DRIVE LOW	52	3	HARNES, WIRE	128	5
FLOOR, L. FR.	77	3	GEAR COMP., PRIMARY DRIVEN	52	2	HEADLIGHT ASSY., L.	67	6
FLOOR, R. FR.	77	2	GEAR COMP., RR. RING	37	1	HEADLIGHT ASSY., R.	67	1
FLYWHEEL COMP.	42	1	GEAR COMP., SHIFT REDUCTION	118	11	HEAD ASSY., CYLINDER	28	1
FOLLOWER SET, CAM	91	12	GEAR COMP., STARTER REDUCTION	55	21	HOLDER COMP., STABILIZER BUSH	114	6
FORK, CENTER GEARSHIFT	55	3	GEAR COMP., STARTING DRIVEN	43	5		116	4
FORK, INNER GEARSHIFT	55	2	GEAR, BALANCER DRIVEN	43	2	HOLDER, BRUSH	44	4
FORK, OUTER GEARSHIFT	55	1	GEAR, COUNTERSHAFT FIFTH	48	11	HOLDER, FINAL DRIVEN	54	7
FORK, SUB GEARSHIFT	57	2	GEAR, COUNTERSHAFT FIRST	50	18	HOOD SET, FR.	83	14
			GEAR, COUNTERSHAFT FOURTH	50	7	HOOD SET, RR.	84	16
FRAME COMP., SEAT	105	3	GEAR, COUNTERSHAFT SECOND	50	14	HOOD, RR.	84	15
			GEAR, COUNTERSHAFT SIXTH	50	9	HOOK ASSY., TIE DOWN	124	15
FUNNEL A, AIR CLEANER	108	8	GEAR, COUNTERSHAFT THIRD	50	21	HOSE COMP. A, L. RR. BRAKE	70	6
FUSE, BLOCK	128	10	GEAR, FINAL DRIVEN HIGH	50	11		72	6
			GEAR, FINAL DRIVEN LOW	54	6	HOSE COMP. A, R. RR. BRAKE	70	5
FUSE, MINI	129	27	GEAR, FR. PINION	54	2	HOSE COMP. B, L. RR. BRAKE	72	5
			GEAR, FR. RING	92	22		72	8
			GEAR, MAINSHAFT FIFTH	92	23	HOSE COMP. B, R. RR. BRAKE	70	7
			GEAR, MAINSHAFT FOURTH	50	15		72	7
			GEAR, MAINSHAFT SIXTH	50	13	HOSE COMP., FUEL FEED	99	8
			GEAR, MAINSHAFT THIRD	50	19	HOSE COMP., L. FR. BRAKE	70	16
			GEAR, PRIMARY DRIVE	50	10	HOSE COMP., R. FR. BRAKE	72	14
			GEAR, REVERSE DRIVE	49	14		70	15
			GEAR, REVERSE IDLE	52	4	HOSE COMP., R. FR. BRAKE	72	13
			GEAR, RR. PINION	52	5	HOSE, DRAIN	33	6
			GEAR, SHIFT REDUCTION	118	10	HOSE, FR. LOWER WATER	134	1
				55	20	HOSE, FR. UPPER WATER	134	3
			GEAR, STARTER REDUCTION	22	22	HOSE, OIL COOLER IN.	40	14
			GRILLE, FR.	43	4	HOSE, OIL COOLER OUTLET	34	7
			GRIP	82	1	HOSE, RESERVE TANK	69	3
			GRIP, HANDLE	135	6	HOSE, RR. LOWER WATER	134	4
			GRIP, SELECT LEVER	75	1	HOSE, RR. UPPER WATER	134	2
			GROMMET, AIR CLEANER CASE	85	1	HOSE, WATER	34	9
				104	7	HOSE, WATER BYPASS	34	8
			GROMMET, SIDE COVER	8	8	HUB SUB ASSY., WHEEL	95	1
				84	19	[I]		
			GROMMET, TA SENSOR	107	15	INJECTOR ASSY., FUEL	59	20
			GUARD A, PROPELLER SHAFT	124	14	INSULATOR	44	9
			GUARD B, PROPELLER SHAFT	109	30	INSULATOR, THROTTLE BODY	28	8
			GUARD C, PROPELLER SHAFT	97	6			
				97	7			
				97	8			

PART NAME INDEX

Part name	Page	Ref.	Part name	Page	Ref.	Part name	Page	Ref.
[O]			0-RING, 35X2.2	65	1	PEDAL COMP., ACCELERATOR.....	112	1
OIL SEAL, 10X16X4.5	112	19	0-RING, 35.5X3	66	1	PEDAL COMP., BRAKE	112	12
OIL SEAL, 12X20X5	35	21	0-RING, 37X2.4	33	15	PGM-FI UNIT	128	18
	39	31	0-RING, 39.8X2.2	65	1	PINION COMP., STEERING.....	80	7
OIL SEAL, 30X50X8	54	12	0-RING, 4X2	97	12	PIN A	94	7
OIL SEAL, 37.1X57X7	119	33	0-RING, 5X1.7	40	19		96	9
OIL SEAL, 39X72X8.4	51	39	0-RING, 69.5X3	65	1	PIN B	94	6
OIL SEAL, 40.5X79X10	119	34	0-RING, 7X1.7	44	14		96	8
OIL SEAL, 53X70X7	93	44	0-RING, 7.47X3.6	45	24	PIN C, DOWEL, 4X6.5.....	49	23
OIL SEAL, 9X18X7	63	11	0-RING, 9.5X1.5	66	1	PIN, 10X44	43	1
ORIFICE, 1.3MM	45	5	0-RING, ANGLE SENSOR	93	48	PIN, CLUTCH PEDAL.....	69	12
ORIFICE, CLUTCH COVER	61	2	0-RING, CONTROL MOTOR	60	29	PIN, GEARSHIFT FORK GUIDE.....	50	22
0-RING	59	13	0-RING, OIL COOLER	40	18	PIN, GEARSHIFT RETURN SPRING..	35	12
				65	1		56	24
0-RING, 0.787X0.210	86	14	0-RING, OIL COOLER	39	32	PIN, LOCK	69	11
	120	7	0-RING, OIL COOLER	65	1	PIN, LOCK, 6MM	103	34
0-RING, 11X1.9	62	41	0-RING, 7.47X3.6	60	30	PIN, OIL GUIDE, 10MM.....	38	4
	66	1	0-RING, 9.5X1.5	93	47	PIN, OIL GUIDE, 8MM.....	45	3
0-RING, 11.8X1.9	39	33	0-RING, ANGLE SENSOR	112	20	PIN, PISTON	48	3
	65	1	0-RING, CONTROL MOTOR	63	13	PIN, RING GEAR STOPPER	118	12
0-RING, 13X1.5	62	39	0-RING, OIL COOLER	66	1	PIN, ROLLER, 6MM.....	57	18
	65	1	0-RING, OIL COOLER	40	21	PIN, SHIFTER	55	6
0-RING, 13.8X2.5	33	16	0-RING, OIL COOLER	66	1	PIN, SOLENOID STOPPER	61	4
	66	1	0-RING, OIL COOLER	59	5	PIN, SPLIT, 1.6X12	58	29
0-RING, 14.7X2.2	40	20	0-RING, OIL COOLER	66	1	PIN, SPLIT, 2.0	85	16
	66	1	0-RING, OIL COOLER	66	1	PIN, SPLIT, 2.0X20	81	24
0-RING, 14.8X2.4	35	22	0-RING, OIL COOLER	59	5	PIN, SPLIT, 2.0X20	89	12
	39	34	0-RING, OIL COOLER	97	13	PIN, SPLIT, 2.5X20	90	19
	66	1	0-RING, OIL COOLER	43	3	PIN, SPLIT, 3.0X18	112	22
	93	46	0-RING, OIL COOLER			PIN, SPLIT, 3.0X22	115	29
0-RING, 15.8X2.4	39	35				PIN, SPLIT, 4.0X30	95	14
	66	1				PIN, SPRING, 2.5X16	103	35
0-RING, 16MMX5MM	120	7				PIN, SPRING, 4X16	58	30
0-RING, 16.5X2.5	46	27				PIN, SPRING, 4X16	70	11
	63	12				PIPE COMP. A, MASTER CYLINDER.	72	9
	66	1					72	10
0-RING, 17.0X2.5	35	24				PIPE COMP. B, MASTER CYLINDER.	70	12
	66	1					72	10
0-RING, 17.8X1.9	59	18				PIPE COMP., EX.	110	12
	35	23				PIPE COMP., FR. ROLL BAR.....	132	3
0-RING, 18X3	46	26				PIPE COMP., L. FR. BRAKE.....	70	14
	66	1					72	12
0-RING, 1.5X9.5	119	36				PIPE COMP., L. LOWER HINGE....	102	15
0-RING, 22.8X2.4	45	25				PIPE COMP., L. RR. ARM BRAKE..	70	4
	66	1					72	4
0-RING, 24X3	119	37				PIPE COMP., L. RR. BRAKE.....	70	1
0-RING, 24.4X3.1	44	13					72	1
	66	1				PIPE COMP., RR. ROLL BAR.....	132	2
0-RING, 25.5X1.9	97	14				PIPE COMP., R. FR. BRAKE.....	70	13
0-RING, 28X3	39	36					72	11
0-RING, 29X2.4	62	42				PIPE COMP., R. LOWER HINGE....	102	7
	66	1				PIPE COMP., R. RR. ARM BRAKE..	70	3
0-RING, 30MM	34	11					72	3
	66	1				PIPE COMP., R. RR. BRAKE.....	70	2
0-RING, 30.8MM	93	45					72	2
	119	35				PIPE COMP., R. SEAT FRAME.....	130	6
0-RING, 35X2.2	37	7				PIPE COMP., UPPER HINGE.....	102	10
	62	40				PIPE COMP., WATER.....	134	5
						PIPE, FUEL	60	24
								25
[P]			PACKING, 8MM	45	20			
				65	1			
				93	35			
				119	26			
				134	9			
			PACKING, FUEL PUMP	99	9			
			PACKING, OIL STRAINER	47	4			
				65	1			
			PADDLE, L.	78	11			
			PADDLE, R.	78	8			
			PAD SET, L. FR.	94	2			
			PAD SET, L. RR.	96	1			
			PAD SET, R. FR.	94	3			
			PAD SET, R. RR.	96	2			
			PANEL ASSY., INSTRUMENT	75	12			
			PANEL, CENTER INSTRUMENT	75	13			
			PANEL, L. CENTER CONSOLE	77	9			
			PANEL, L. FR. DOOR	102	13			
			PANEL, R. CENTER CONSOLE	77	8			
			PANEL, R. FR. DOOR	102	2			
			PANEL, TOP CENTER CONSOLE	77	7			
			PAN, OIL	47	1			
			PARTITION, FR. SNORKEL	124	7			
			PARTITION, RR. SNORKEL	124	8			
			PAWL A, RATCHET	55	9			
			PAWL B, RATCHET	55	11			
			PAWL, PARKING BRAKE	35	9			

PART NAME INDEX

Part name	Page	Ref.	Part name	Page	Ref.	Part name	Page	Ref.
PIPE, TIE ROD	80	14	RING, BACK UP, 12X15	38	14	RUBBER, THERMOSTAT	34	3
PISTON	48	2	RING, BACK UP, 16X20	38	13		65	1
	94	4	RING, FUEL PUMP LOCKING	98	5	[S]		
	96	4	RING, INTERNAL HIGH REVERSE DOUBLE COIL	52	16	SCREEN, OIL FILTER	38	19
PIVOT, RR. TRAILING ARM	114	12	RING, INTERNAL LOW REVERSE DOUBLE COIL	52	15	SCREW-WASHER	59	2
PIVOT, SHIFT DRUM STOPPER ARM	57	22	RING, OUTBOARD SNAP	90	16	SCREW-WASHER, 3X12	78	21
PLATE	59	7		117	19	SCREW-WASHER, 5X12	44	15
PLATE ASSY., BED	124	11	RING, RETAINING, 1.117X0.037 ..	121	15	SCREW-WASHER, 5X35	60	33
PLATE ASSY., SETTING	108	23	RING, RETAINING, 1.290X0.050 ..	86	11	SCREW SET, 5X12	108	2
PLATE A, SEPARATE	61	11		121	14	SCREW, BLEEDER	94	9
PLATE B, SEPARATE	61	13	RING, SEAL	59	22		96	12
PLATE COMP., SHIFT CHANGE	85	4	RING, SEAL, 21.2MM	50	1	SCREW, PAN, 4X55	67	2
PLATE, BALANCER BEARING SET ..	48	12	RING, SEAL, 28MM	50	2	SCREW, PAN, 4X8	60	31
PLATE, BEARING SETTING	50	4	RING, SNAP, 72MM	51	40	SCREW, PAN, 5MM	109	37
PLATE, CHANGE GUIDE	55	13	RING, STOPPER	91	16		38	
PLATE, EMERGENCY STOPPER	61	7		118	6	SCREW, PAN, 5X10	60	32
PLATE, IDLE AIR CONTROL VALVE	59	16	RIVET, BLIND	78	19	SCREW, PAN, 5X13	76	23
		19	ROD ASSY., CONNECTING	48	5	SCREW, PAN, 6MM	103	28
PLATE, L. DETENT	78	7	ROD, DOOR LATCH	102	3	SCREW, PAN, 6X14	77	13
PLATE, L. DOOR HANDLE	102	14	ROLLER, 3X16	58	33		78	16
PLATE, L. SKID	131	4	ROLLER, 4X10	49	24		103	26
PLATE, MIDDLE SKID	131	2	ROLLER, 4X8	56	32		109	31
PLATE, OIL PUMP	38	10		58	34		133	16
PLATE, RING	108	15	ROLLER, 5X17.8	39	43	SCREW, PAN, 6X16	105	11
PLATE, RR. SKID	131	5	ROLLER, PARKING BRAKE	57	17	SCREW, PAN, 6X19	84	22
PLATE, R. DETENT	78	6	ROOF	132	1	SCREW, PAN, 8X20	132	6
PLATE, R. DOOR HANDLE	102	5	ROTOR SET A, OIL PUMP	38	6	SCREW, RACK GUIDE	80	4
PLATE, R. SKID	131	3	ROTOR SET B, OIL PUMP	38	7	SCREW, SPECIAL PAN, 6X12	120	11
PLUG, SPARK	28	10	ROTOR SET C, OIL PUMP	38	8	SCREW, SPECIAL, 6X14	76	24
PLUNGER, PAWL	55	12	RUBBER ASSY., ENGINE MOUNTING	130	7		107	18
PROTECTOR COMP., CUSHION	120	9	RUBBER B, SEAT SETTING	77	10		124	17
PROTECTOR, L. FLOOR	131	7	RUBBER B, SEAT STOPPER	105	9	SCREW, SPECIAL, 6X16	77	15
PROTECTOR, MUFFLER	124	1	RUBBER, AIR CLEANER CASE MOUNTING	100	2		82	10
PROTECTOR, R. FLOOR	131	6	RUBBER, ECU LID	107	5		99	13
PULLER, MINI FUSE	128	13	RUBBER, EX. MOUNTING	110	1		107	19
PUMP UNIT, FUEL	99	2					131	9
[R]			RUBBER, FLOOR COVER	77	6	SCREW, SPECIAL, 6X8	76	22
RACK, STEERING	80	2	RUBBER, L. DUST SEAL	78	12		77	12
RADIATOR COMP.	133	1	RUBBER, L. SEAT BELT	107	6		82	7
RECTIFIER ASSY., REGULATOR ...	128	3	RUBBER, MAGNETIC SHOCK	127	5		84	20
REDUCER, EYELET	86	6	RUBBER, MOUNT	74	1		104	9
	120	5	RUBBER, MOUNTING	28	16		107	16
RELAY COMP., POWER	128	14		64	1		123	12
		16	RUBBER, MUD COVER	83	11	SCREW, TAPPET ADJUSTING	31	16
RESERVOIR COMP.	69	7	RUBBER, MUFFLER MOUNTING	100	17	SCREW, TAPPING, 5X16	68	15
RETAINER	99	10	RUBBER, RADIATOR MOUNTING	109	27		82	14
		11		110	21		103	32
RETAINER, FINAL DRIVEN SHAFT COTTER	54	8	RUBBER, R. DUST SEAL	78	10		124	22
RETAINER, FR. BRACKET	94	12	RUBBER, R. SEAT BELT	107	2	SCREW, TAPPING, 5X20	76	30
	96	14	RUBBER, SEAT CUSHION	107	14	SCREW, TORX, 5X17	59	4
RETAINER, VALVE SPRING	29	12		130	8	SCREW, TORX, 5X8.7	59	3
RING	44	8	RUBBER, SILENCER	98	6	SCREW, TRUSS, 5X16	82	8
RING B, INBOARD SNAP	90	17	RUBBER, STEERING	75	15	SEAL	87	13
	117	20	RUBBER, TAILLIGHT MOUNTING	126	4	SEAL RING, DUST	60	23
RING SET, PISTON	48	1						



PART NAME INDEX

Part name	Page	Ref.	Part name	Page	Ref.	Part name	Page	Ref.
SEAL SET, PISTON	94	1	SHIM A, FINAL GEAR	118	14	SPACER J, RING GEAR	92	24
	96	3	SHIM A, PINION GEAR	91	19	SPACER K, RING GEAR	92	24
SEAL, CASE	108	12		119	15	SPACER L, RING GEAR	92	24
SEAL, COVER	108	5	SHIM A, STOPPER PIN	118	13	SPACER M, RING GEAR	92	24
SEAL, GLOVE BOX	75	11	SHIM B	91	13	SPACER N, RING GEAR	93	24
SEAL, PIVOT	115	27	SHIM B, FINAL GEAR	118	14	SPACER X, RING GEAR	92	24
SEAL, PLUG TUBE	28	4	SHIM B, PINION GEAR	91	19	SPACER Y, RING GEAR	92	24
	64	1		119	15	SPACER Z, RING GEAR	92	24
SEAL, STEERING SHAFT LOWER ...	79	19	SHIM B, STOPPER PIN	118	13	SPACER, EYELET	87	4
SEAL, STEERING SHAFT UPPER ...	79	20	SHIM C	91	13	SPACER, RR. FINAL	119	16
SEAL, VALVE STEM	29	1	SHIM C, FINAL GEAR	118	14	SPANNER, 10X14	135	10
		2	SHIM C, PINION GEAR	92	19	SPINDLE COMP., GEARSHIFT	55	19
SEAT COMP., BACK	105	5		119	15	SPONGE, TOOL BOX	135	4
SEAT COMP., BOTTOM	105	4	SHIM D	91	13	SPRING A, DAMPER	54	3
		7	SHIM D, FINAL GEAR	118	14	SPRING A, GEARSHIFT FORK	57	6
SEAT, SPRING B	57	4	SHIM D, PINION GEAR	92	19	SPRING B, DAMPER	54	4
SEAT, VALVE SPRING	29	13		119	15	SPRING B, GEARSHIFT FORK	57	7
	61	19	SHIM E	91	13	SPRING COMP., RR. STABILIZER ..	114	4
SENSOR ASSY., AIR TEMPERATURE	109	29	SHIM E, FINAL GEAR	118	14		116	2
SENSOR ASSY., ANGLE	45	12	SHIM E, PINION GEAR	92	19	SPRING, ACCELERATOR PEDAL	112	4
	63	5		119	15	SPRING, BEAM ADJUSTING	67	3
	112	11	SHIM F, FINAL GEAR	118	14	SPRING, BRAKE PEDAL	112	13
SENSOR ASSY., OIL PRESSURE ...	61	23	SHIM F, PINION GEAR	92	19	SPRING, CARBON BRUSH	44	5
SENSOR ASSY., SPEED	35	16		119	15	SPRING, DETENT	78	14
	91	5	SHIM G, FINAL GEAR	118	14	SPRING, DIFFERENTIAL SIDE		
SENSOR ASSY., THERMOSTAT OIL .	62	27	SHIM G, PINION GEAR	92	19	CONED	91	14
SENSOR ASSY., WATER				119	15	SPRING, DOOR LEVER	102	20
TEMPERATURE	28	11	SHIM H, FINAL GEAR	118	14	SPRING, FINAL DRIVEN DAMPER		
SENSOR SET	59	1	SHIM H, PINION GEAR	92	19	FRICTION	54	5
SENSOR, L. FR. WHEEL SPEED ...	91	7	SHIM I, FINAL GEAR	118	14	SPRING, FLEXIBLE JOINT	110	4
SENSOR, OXYGEN	110	23	SHIM I, PINION GEAR	92	19	SPRING, GEARSHIFT RETURN	55	23
SENSOR, RR. WHEEL SPEED	118	4	SHIM J, FINAL GEAR	118	14	SPRING, HOLD VALVE	61	17
SENSOR, R. FR. WHEEL SPEED ...	91	6	SHIM J, PINION GEAR	92	19	SPRING, OIL FILTER	40	8
SHAFT ASSY., FINAL DRIVEN ...	54	1	SHIM K, FINAL GEAR	118	14	SPRING, OIL FILTER ELEMENT		
SHAFT ASSY., FR. PROPELLER ...	97	5	SHIM L, FINAL GEAR	118	14	SETTING	40	7
SHAFT ASSY., RR. PROPELLER ...	97	1	SHIM M, FINAL GEAR	119	14	SPRING, PADDLE	78	9
SHAFT ASSY., STEERING	79	3	SHIM N, FINAL GEAR	119	14	SPRING, PARKING BRAKE	57	15
SHAFT A, KNUCKLE PIVOT	117	10	SHIM O, FINAL GEAR	119	14	SPRING, PARKING PAWL	35	8
SHAFT B, KNUCKLE PIVOT	117	11	SHIM P, FINAL GEAR	119	14	SPRING, PAWL PLUNGER	55	14
SHAFT COMP., CONTROL	57	11	SHIM Q, FINAL GEAR	119	14	SPRING, PROPELLER SHAFT	97	4
SHAFT COMP., SHIFT FORK	57	1	SHIM, TAPPET	29	15	SPRING, RACK GUIDE PRESSURE ...	80	3
SHAFT SET, FR. DRIVE	90	7		30	15	SPRING, SELECT LEVER	85	5
SHAFT SET, RR. DRIVE	117	7		31	15	SPRING, SHIFT DRUM STOPPER ...	55	17
SHAFT, BALANCER	48	10	SHROUD, RADIATOR	133	2		57	12
SHAFT, BRAKE PIVOT	112	14	SLEEVE, EYELET	87	3	SPRING, STOP SWITCH	112	10
SHAFT, FINAL DRIVE	52	1	SLEEVE, HOLD VALVE	61	18	SPRING, VALVE	29	11
SHAFT, GEARSHIFT FORK	55	10	SLIDER COMP., L. SEAT	105	2		61	15
SHAFT, OIL PUMP	38	16	SLIDER COMP., R. SEAT	105	1	SPROCKET, CAM	29	4
SHAFT, PARKING	35	10	SOCKET COMP., ACCESSORY	68	3	SPROCKET, TIMING	49	13
SHAFT, REVERSE IDLE	52	6	SPACER ASSY., RR. COVER	38	1	STATOR COMP.	42	2
SHAFT, ROCKER ARM	29	7	SPACER A, RING GEAR	92	24	STAY B, SOLENOID CORD	61	24
SHAFT, STABILIZER LINK	114	5	SPACER B, RING GEAR	92	24	STAY COMP., FUEL HOSE	99	7
SHAFT, STEERING MIDDLE	79	6	SPACER C, RING GEAR	92	24	STAY COMP., MUFFLER PROTECTOR .	124	3
SHAFT, STEERING UPPER	79	2	SPACER D, RING GEAR	92	24	STAY COMP., PURGE CONTROL		
SHIELD, MUFFLER PROTECTOR	124	2	SPACER E, RING GEAR	92	24	VALVE	100	5
SHIFTER, DRUM	55	7	SPACER F, RING GEAR	92	24	STAY, ACCELERATOR PEDAL	112	3
SHIFTER, HIGH	52	9	SPACER G, RING GEAR	92	24	STAY, A.C. GENERATOR CORD	33	9
SHIFTER, LOW REVERSE	52	7	SPACER H, RING GEAR	92	24	STAY, BRAKE PEDAL	112	15
SHIM A	91	13	SPACER I, RING GEAR	92	24	STAY, CLUTCH COVER	93	25

PART NAME INDEX

Part name	Page	Ref.	Part name	Page	Ref.	Part name	Page	Ref.
STAY, COUPLER	35	13	TUBE	100	8	WASHER, DRAIN PLUG, 12MM.....	40	22
STAY, FAN MOTOR	133	3			9		66	1
STAY, FUEL HOSE	45	8			10	WASHER, DRAIN PLUG, 14MM.....	36	26
STAY, FUNNEL A	108	19	TUBE ASSY., BREATHER	35	4		47	6
STAY, FUNNEL B	108	20	TUBE ASSY., CANISTER	100	14		66	1
STAY, HARNESS CLAMPER	59	9	TUBE A, AIR CLEANER CONNECTING	108	10	WASHER, DRUM STOPPER.....	57	24
			TUBE A, RESERVE TANK	133	14	WASHER, LOCK, 30MM.....	51	30
STAY, HARNESS CLIP	33	7	TUBE B, AIR CLEANER CONNECTING	108	11	WASHER, LOCK, 6MM.....	57	25
			TUBE B, RESERVE TANK	133	15	WASHER, OIL BOLT.....	45	21
			TUBE, 3.5X40	101	29		65	1
	91	3	TUBE, 3.5X490	119	40		71	29
STAY, HOSE CLAMPER	118	3	TUBE, 3.5X600	93	53		73	26
STAY, L. FR. FENDER	60	27	TUBE, 3.5X90	101	30	WASHER, PLAIN, 10MM.....	112	21
STAY, L. HEADLIGHT	83	8	TUBE, AIR CLEANER CLEAN DRAIN	108	6	WASHER, PLAIN, 12MM.....	115	26
STAY, L. HEADLIGHT	84	18	TUBE, AIR CLEANER DRAIN	108	7		116	13
STAY, OIL COOLER HOSE	45	9	TUBE, BREATHER	108	13		117	17
STAY, R. FR. FENDER	83	3	TUBE, CANISTER OPEN AIR	100	7	WASHER, PLAIN, 15MM.....	115	25
STAY, R. HEADLIGHT	84	17	TUBE, FILLER NECK	38	21		116	12
STAY, SENSOR CORD	35	14	TUBE, FUEL TANK BREATHER.....	99	6	WASHER, PLAIN, 17.5MM.....	117	16
STAY, SOLENOID CORD	61	25	TUBE, SNORKEL	108	18	WASHER, PLAIN, 43MM.....	95	13
STAY, SOLENOID HARNESS INNER	62	26				WASHER, PLAIN, 4MM	67	7
STOPPER COMP., GEARSHIFT DRUM	55	15	[V]			WASHER, PLAIN, 5MM	75	7
	57	13	VALVE ASSY., RELIEF	40	4	WASHER, PLAIN, 6MM	58	28
STOPPER, DOOR	102	19	VALVE SET, IDLE AIR CONTROL ..	59	14		85	15
STOPPER, PARKING BRAKE	57	16	VALVE, EMERGENCY	61	5	WASHER, PLAIN, 8MM	77	19
STOPPER, RUBBER	110	9	VALVE, EMERGENCY	61	5		111	29
STOPPER, TERMINAL	44	10	VALVE, EX.	29	9	WASHER, RR. COWL SETTING.....	124	20
STRAINER COMP., OIL	47	3	VALVE, HOLD	61	16	WASHER, SEALING, 10.2MM.....	62	36
STRAINER SET, FUEL	99	1	VALVE, IN.	29	8		65	1
STRIKER COMP., DOOR	102	6	VALVE, LINEAR SOLENOID	62	28	WASHER, SEALING, 14MM.....	28	17
SUB HARNESS	128	6	VALVE, PURGE CONTROL SOLENOID	100	15		64	1
SUB HARNESS, ENGINE	128	7	VALVE, RIM	95	4	WASHER, SEALING, 34.5MM.....	40	17
SUB HARNESS, FR. DIFFERENTIAL	91	4	VALVE, SHIFT	61	9		65	1
SUB HARNESS, HEADLIGHT	67	5			14	WASHER, SEALING, 6MM.....	32	8
SUB HARNESS, METER	68	4	[W]				33	12
SUB HARNESS, TAILLIGHT	126	3	WASHER	44	11		34	10
SWITCH ASSY., DRIVE SELECT ..	68	10	WASHER B, THRUST, 22MM	51	27		64	1
SWITCH ASSY., HILL ASSIST	68	9	WASHER C, 8MM	62	37	WASHER, SEALING, 8MM.....	35	19
SWITCH ASSY., IGNITION	68	5		65	1		45	19
SWITCH ASSY., LIGHTING DIMMER	68	7	WASHER, 10MM	103	30		65	1
SWITCH ASSY., MODE CHANGE	68	8	WASHER, 10.3X30X5	49	19	WASHER, SKID PLATE.....	131	1
SWITCH ASSY., NEUTRAL	45	11	WASHER, 12.3X29X6	42	6	WASHER, SPECIAL, 22X43X2.....	52	13
SWITCH ASSY., SHIFT CHANGE	78	1	WASHER, 14MM	76	27	WASHER, SPECIAL, 25X40X2.....	52	14
SWITCH ASSY., STARTER MAGNETIC	127	4	WASHER, 14.2X24	56	26	WASHER, SPECIAL, 28X42X2.....	51	28
SWITCH ASSY., STOP	112	9	WASHER, 16.2X32X2.0	119	27	WASHER, SPLINE, 30MM	51	29
SWITCH ASSY., SUB DRUM			WASHER, 22X37X5	49	18	WASHER, SPLINE, 30X38X1.5	50	25
POSITION	35	15	WASHER, 23X28X1.6	102	8	WASHER, SPLINE, 32X17X1.667...	51	26
[T]			WASHER, 26X44X1	52	12	WASHER, SPLINE, 36X54X4.....	54	10
TAB, CUP HOLDER	77	11	WASHER, 26X44X1	52	12	WASHER, SPLINE, 40MM	51	31
TANK COMP., FUEL	98	2	WASHER, 29X43X1	52	11	WASHER, SPRING, 6MM	127	8
TANK, RADIATOR RESERVE	133	13	WASHER, 29.5X50X2	37	5	WASHER, THRUST, 13.5MM.....	58	26
TENSIONER COMP., CAM CHAIN ..	32	2	WASHER, 31X40X2.6	119	28	WASHER, THRUST, 14MM	57	20
THERMOSTAT	34	2	WASHER, 32MM	50	24	WASHER, THRUST, 14X23X2.....	57	21
TIRE	95	3	WASHER, 40.2X51X1	50	23	WASHER, THRUST, 14.1MM	57	23
			WASHER, 8MM	32	9	WASHER, THRUST, 20MM	79	15
				79	17	WASHER, TIE ROD LOCK.....	80	15
T-JOINT, FUEL	60	26	WASHER, DISK	80	6	WASHER, TOOTHED LOCK.....	79	18
TOOL, GEAR CHANGE	135	9				WASHER, WAVE, 10MM	103	29



PART NAME INDEX

Part name	Page	Ref.	Part name	Page	Ref.	Part name	Page	Ref.
WASHER, WAVE, 14MM	76	28						
WASHER, WAVE, 20MM	79	16						
	103	27						
WHEEL COMP., STEERING	78	2						
WHEEL SUB ASSY., FR.	95	6						
WHEEL SUB ASSY., RR.	95	2						
WIRE, FLOOR	77	4						
WIRE, L. LOWER SIDE COVER	104	6						
WIRE, R. LOWER SIDE COVER	104	4						
WRENCH, HEX., 5MM	135	8						
WRENCH, PLUG	135	7						
[Y]								
YOKE COMP.	69	5						

1

FOREWORD INDEX

2

ENGINE GROUP

3

FRAME GROUP

4

PART NUMBER INDEX

5

PART NAME INDEX

HONDA
The Power of Dreams



PARTS CATALOG NEWS

Honda Motor Co., Ltd.
Service Division Service Information Dept.

PARTS CATALOG - CORRECTED

Printed in Japan

January 20, 2019

CODE NO.	14HL6K01
PARTS CATALOG NEWS	SXS1000S2R / SXS1000S2X SXS1000S2R 19 SXS1000S2X 19
NEWS NO.	001

PARTS CATALOG NEWS

BOOKNo. : 14HL6K01

SXS1000S2R (SXS1000S2R'19)

No.	MODEL		SXS1000S2RK					
	COLOR		Pearl krypton green	Pearl reaper red	Serial number		Applicable block No.	Ref.No.
	CODE		GY-153P	R-373P	From	To		
	Name of colored parts	Basic part No.	GY153	R373				
19	COVER, R. RADIATOR	61410-HL6-A00	ZC	ZA			F-11	2
20	CUSHION ASSY., L. FR.	51500-HL6-A11	ZB	ZA			F-14	7
21	CUSHION ASSY., L. RR.	52500-HL6-A12	ZB	ZA			F-39	8
22	CUSHION ASSY., R. FR.	51400-HL6-A11	ZB	ZA			F-14	1
23	CUSHION ASSY., R. RR.	52400-HL6-A12	ZB	ZA			F-39	6
24	DECAL, BAND	51427-HL6-A11	ZB	ZA			F-14	3
25	DECAL, BAND	51427-HL6-A11	ZB	ZA			F-39	2
26	DECAL, RESERVOIR	51428-HL6-A11	ZB	ZA			F-14	4
27	DECAL, RESERVOIR	51428-HL6-A11	ZB	ZA			F-39	3
28	EMBLEM, HONDA	61155-HL6-A00	ZA	ZA			F-12	5
29	EMBLEM, HONDA	61255-HL6-A00	ZA	ZA			F-28-10	2
30	EMBLEM, HONDA	61255-HL6-A00	ZA	ZA			F-42	4
31	FENDER SET, L. RR.	80205-HL6-A10	ZC	ZD			F-40	9
32	FENDER SET, R. RR.	80105-HL6-A10	ZC	ZD			F-40	5
33	FENDER, L. FR.	61200-HL6-A00	ZC	ZA			F-12	6
34	FENDER, R. FR.	61100-HL6-A00	ZC	ZA			F-12	1
35	GRIP, SELECT LEVER	54050-HL6-A00	ZA	ZA			F-13	1
36	HOOD SET, FR.	61305-HL6-A10	ZC	ZD			F-12	14
37	HOOD SET, RR.	61315-HL6-A10	ZC	ZD			F-12	16
38	KNOB, GLOVE BOX	81332-HL4-A00	ZA	ZA			F-7	21
39	MARK A, L. FR. DOOR	86632-HL6-A10	ZA	ZA			F-54	6
40	MARK A, L. FR. HOOD	86622-HL6-A10	ZA	ZA			F-54	2
41	MARK A, L. RR. FENDER	86802-HL6-A10	ZA	ZA			F-54	10

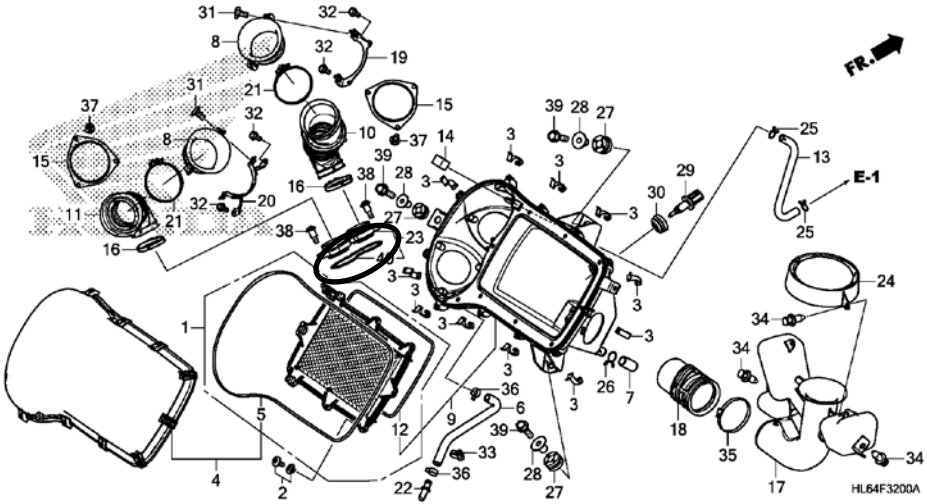
NOTE A:PART NO. CHANGE D:NEWLY PROVIDED E:PART NO. DELETION K:REQUIRED NO. CORRECTION L:APPLICATION SERIAL NO. CORRECTION
M:PART DESCRIPTION CORRECTION T:APPLICATION CORRECTION Z:REMARKS CHANGE

PARTS CATALOG NEWS

BOOKNo. :14HL6K01

Block No.	Ref. No.	Note	Part No.	Description	Reqd. QTY		Serial No.	Parts catalog code
					SXS1000 S2R 19	S2X 19		
F-9-10	9	E	53700-HL6-A01	*PART NO. DELETION				
		D	53700-HL6-A02	DAMPER ASSY., STEERING.....	1	1		
F-18	13	D	41251-HL6-A01	SHIM A(1.1).....	1	1		
		D	41252-HL6-A01	SHIM B(1.2).....	1	1		

F-32 AIR CLEANER



F-32	40	D	17252-HL4-305	SEAL, SETTING PLATE.....	1	1		
------	----	---	---------------	--------------------------	---	---	--	--

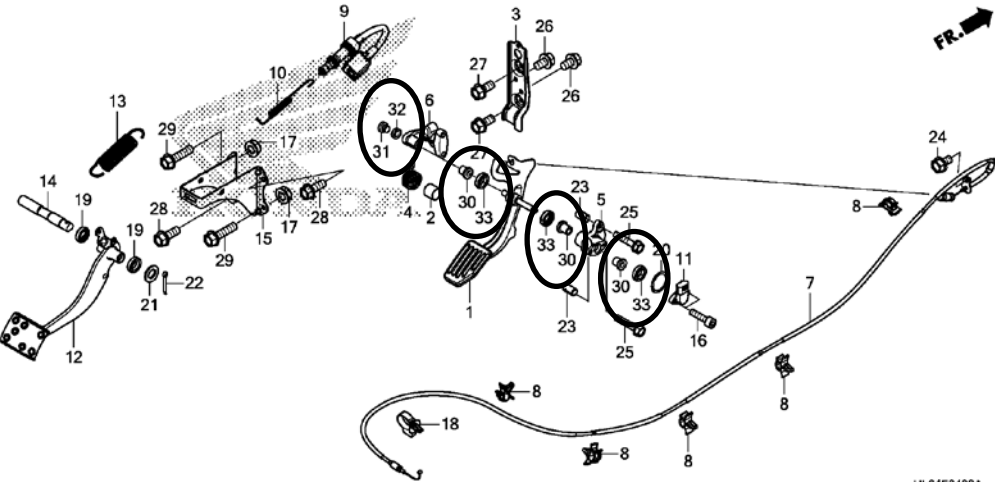
NOTE A:PART NO. CHANGE D:NEWLY PROVIDED E:PART NO. DELETION K:REQUIRED NO. CORRECTION L:APPLICATION SERIAL NO. CORRECTION
M:PART DESCRIPTION CORRECTION T:APPLICATION CORRECTION Z:REMARKS CHANGE

PARTS CATALOG NEWS

BOOKNo. :14HL6K01

Block No.	Ref. No.	Note	Part No.	Description	Reqd. QTY	Serial No.	Parts catalog code
					SXS1000 S2R S2X 19 19		

F-34 PEDAL



HL64F3400A

F-34	5	E	17850-HL4-A00	*PART NO. DELETION			
		D	17850-HL6-A00	BRACKET, R. PEDAL PIVOT.....	1	1	
	6	E	17860-HL4-A00	*PART NO. DELETION			
		D	17860-HL6-A00	BRACKET, L. PEDAL PIVOT.....	1	1	
	19	K	91206-333-003	OIL SEAL, 10X16X4.5.....	2	2	
	30	D	17813-HL6-A00	BUSH, FLANGE, 10MM.....	3	3	
	31	D	90007-ZG8-300	BOLT, SEALING, 12MM.....	1	1	
	32	D	90545-KF0-000	WASHER, 12MM.....	1	1	
	33	D	91206-ZG5-003	OIL SEAL, 10X16X5.....	3	3	
F-39	6	E	52400-HL6-A11ZA	*PART NO. DELETION			
		E	52400-HL6-A11ZB	*PART NO. DELETION			

NOTE A:PART NO. CHANGE D:NEWLY PROVIDED E:PART NO.DELETION K:REQUIRED NO. CORRECTION L:APPLICATION SERIAL NO. CORRECTION
M:PART DESCRIPTION CORRECTION T:APPLICATION CORRECTION Z:REMARKS CHANGE

PARTS CATALOG NEWS

BOOKNo. :14HL6K01

Block No.	Ref. No.	Note	Part No.	Description	Reqd. QTY		Serial No.	Parts catalog code
					SXS1000 S2R 19	S2X S2X 19		
		D	52400-HL6-A12ZA	CUSHION ASSY., R. RR. (FOX) *TYPE2*	1	-		
		D	52400-HL6-A12ZB	*TYPE1*	1	-		
	8	E	52500-HL6-A11ZA	*PART NO. DELETION				
		E	52500-HL6-A11ZB	*PART NO. DELETION				
		D	52500-HL6-A12ZA	CUSHION ASSY., R. RR. (FOX) *TYPE2*	1	-		
		D	52500-HL6-A12ZB	*TYPE1*	1	-		

NOTE A:PART NO. CHANGE D:NEWLY PROVIDED E:PART NO. DELETION K:REQUIRED NO. CORRECTION L:APPLICATION SERIAL NO. CORRECTION
M:PART DESCRIPTION CORRECTION T:APPLICATION CORRECTION Z:REMARKS CHANGE



PARTS CATALOG NEWS

Honda Motor Co., Ltd.
Service Division Service Information Dept.

PARTS CATALOG - CORRECTED

Printed in Japan

CODE NO.	14HL6K01
PARTS CATALOG NEWS	SXS1000S2R / SXS1000S2X SXS1000S2R 19 SXS1000S2X 19
NEWS NO.	002

Block No.	Ref. No.	Note	Part No.	Description	Reqd. QTY		Serial No.		Parts catalog code
					SXS1000 S2R 19	S2X 19			
F-45	18	E	38770-HL6-A04	*PARTS NO. DELETION					
		E	38770-HL6-B03	*PARTS NO. DELETION					
		D	38770-HL6-A05	PGM-FI UNIT.....	1	1	-----	-----	AC
		D	38770-HL6-B04	1	1	-----	-----	A, CM
F-46	3	E	50310-HL6-A00	*PARTS NO. DELETION					
		D	50310-HL6-A01	BRACKET COMP., R. ENGINE HANGER	1	1			

NOTE A:PART NO. CHANGE D:NEWLY PROVIDED E:PART NO. DELETION K:REQUIRED NO. CORRECTION L:APPLICATION SERIAL NO. CORRECTION
M:PART DESCRIPTION CORRECTION T:APPLICATION CORRECTION Z:REMARKS CHANGE