



TRX500FE / TRX500FM / TRX500TM

TRX500FE₅
TRX500FE₆
TRX500FM₅
TRX500FM₆
TRX500TM₅
TRX500TM₆

PARTS CATALOGUE

2



[TRX500FE5]

FOREWORD INDEX

1

ENGINE GROUP

2

FRAME GROUP

3

PART NUMBER INDEX

4

PART NAME INDEX

5

Instruction for use of parts catalogue

- **This parts catalogue has been created as of August 01, 2005.**
 - Since this date, the sales practice for repair parts may have been changed or the parts may have been eliminated (listed for those not for sale).
 - The modified information is reflected on the latest Electronic Parts Catalogue (EPC).
Also, refer to the parts catalogue news for any change.
 - See the parts catalogue news for any revision that is made after August 01, 2005.
- **Always specify the part number when ordering a part.**
 - Check the model, type, serial numbers, color, maker, and the size as needed before ordering a part.
 - Note that the illustrations (part drawings) can differ from the actual parts in shape.
They are given just to help you to refer to the parts.
- **When modifications or additions to this parts catalogue are made, a revised edition will be issued at an appropriate time, with successively progressing revision numbers on the cover. We recommend obtaining such revisions in order to keep your parts catalogue up-to-date at all times. To check whether a parts catalogue revision has been issued, please contact your Honda distributor.**

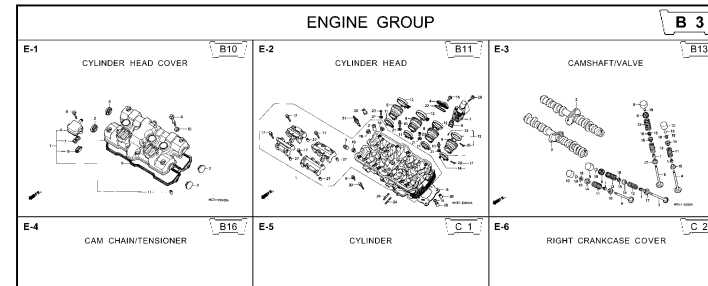
Initial version issue date
December 01, 2004
Honda Motor Co., Ltd.

CONTENTS

	Page	Address No.
● Instruction for use of parts catalogue	1	B 1
● How to refer to the part information	2	B 2
● Part catalogue structure	3	B 3
● When the parts were revised	4	B 4
● Abbreviations used in the parts catalogue	4	B 4
● Part block and serial number check	5	B 5
● Color label attachment position check	5	B 5
● Models, parts catalogue codes and applicable serial numbers	6	B 6
● Color label	7	B 7
● Color chart	8	B 8
● Fuel hose, general purpose hoses and vinyl hose	17	C 1
● FLAT RATE SERVICE TIME	21	C 5
● Illustrated index	26	C10
● ENGINE GROUP	34	E 1
● FRAME GROUP	66	G 1
● PART NO. INDEX	126	K 1
● PART NAME INDEX	132	L 1

How to refer to the part information

A Reference with "Illustrated index"

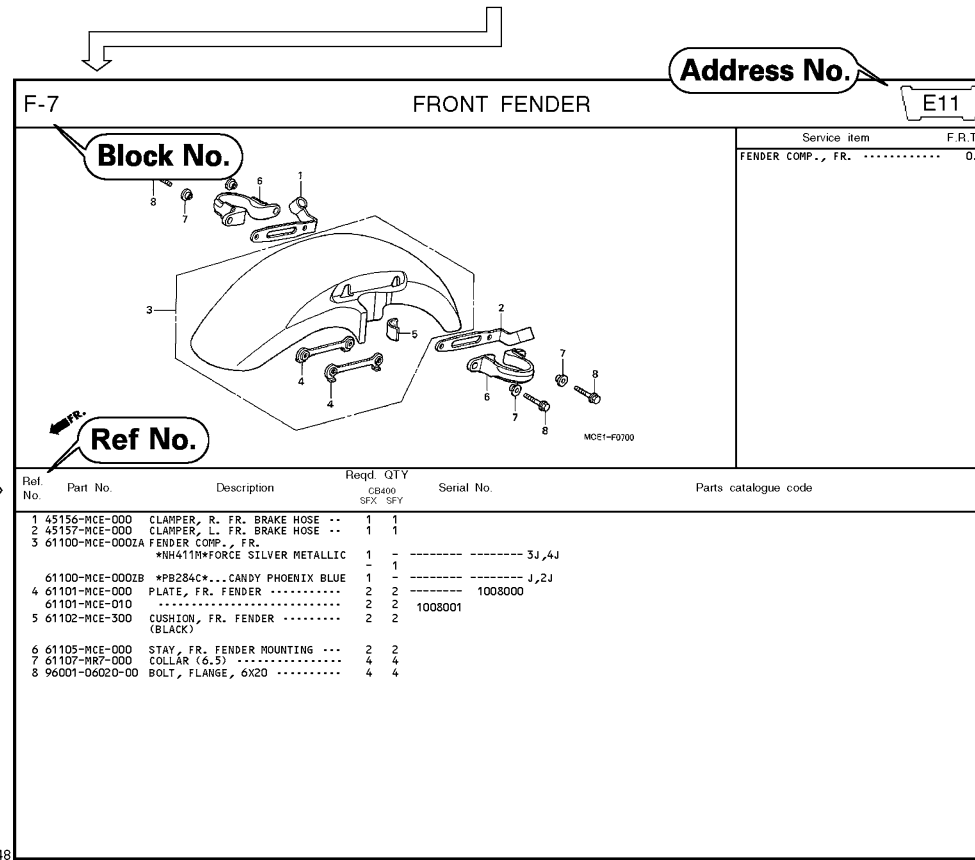


B Reference with "Part number index"

PART NO. INDEX						
Part Number	Address	Page	Ref.	Part Number	Address Page Rel.	F
04000				13323-MY9-751	C12 28 10	1492
				13324-MY9-751	C12 28 10	1493
04911-MCE-000	C10	26	1	13325-MY9-751	C12 28 10	1493
				13327-MY9-751	C12 28 10	1493
06000				14000		1493
06405-MY5-P00	F13	67	3	14100-MCE-000	B13 13 2	1493
06405-MY5-P10	F13	67	3	14200-MCE-000	B13 13 3	1493
06410-MY9-860	F2	56	1	14321-MCE-000	B16 16 2	1493
06435-MCE-006	F1	55	1	14401-MCE-003	B16 16 3	1493
06451-166-405	E13	51	2	14510-MBE-000	B16 16 4	1494
06451-443-405	F1	55	2	14520-MY9-691	B16 16 5	1494
06451-MA7-405	E13	51	1	14524-MY9-690	B16 16 6	1494
06455-MCE-006	E13	51	3	14546-MCE-000	B16 16 7	1494
				14620-MY9-691	B16 16 8	1494
11000				14711-MCE-000	B13 13 4	1494
11210-MCE-000	C9	25	1	14712-MCE-000	B13 13 5	1494
11350-MCE-305	C2	18	1	14721-MCE-000	B13 13 6	1494
11333-KT8-000	C6	22	1	14722-MCE-000	B13 13 7	1494
11335-MCE-000	C2	18	2	14730-MCE-000	B13 13 8	1494
11360-MCE-000	C7	23	1	14731-MCE-000	B13 13 9	1494
11365-MCE-000	C7	23	2	14731-MY9-751	B13 13 10	1495
11396-MY9-000	C2	18	3	14751-KY2-000	B13 13 11	1495
11631-MCE-000	C5	21	1	14751-MCE-000	B13 13 12	1495
11691-MY9-000	C5	21	2	14761-MCE-000	B13 13 13	1495

C Reference with "Part name index"

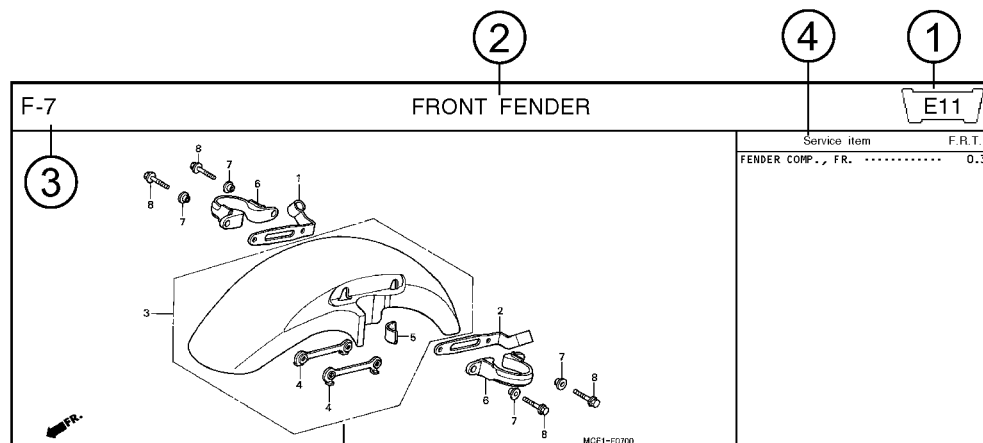
PART NAME INDEX					
Part name	Address	Page	Ref.	Part name	Page Ref.
[A]				BOLT , CHANG I	
ADJUSTER , CHAIN	F13	67	5	BOLT , CLUTC H	
ARM COMP. , GEA R CHANGE	F10	64	3	BOLT , CONNEC T	
ARM , L. MAIN STEP	F11	65	8	BOLT , DISK, 6	
ARM , L. PILLI O STEP	F11	65	12	BOLT , DISK, 8	
ARM , R. MAIN STEP	F11	65	5	BOLT , DRAIN I	
ARM , R. PILLI O STEP	F11	65	11	BOLT , FLANG E	
AUT O COC K ASSY. , FUEL	F4	58	2	BOLT , FLANG E	
AXLE , FR. WHEEL	E14	52	3	BOLT , FLANG E	
AXLE , RR. WHEEL	F2	56	3	BOLT , FLANG E	
[B]				BOLT , FLANG E	
BAG , AIR PRESSUR E GAUGE	67	77	4	BOLT , FLANG E	
BAG , SERVICE BOOK	67	77	1	BOLT , FLANG E	
BAG , TOOL	67	77	3	BOLT , FLANG E	
BALL , STEEL	F11	65	20	BOLT , FLANG E	
BAN D A , INSULATOR	B11	11	11	BOLT , FLANG E	
BAN D B , INSULATOR	B11	11	12	BOLT , FLANG E	
BAN D , AIR CLEANER CONNECTING				BOLT , FLANG E	
BAN D , U-LOCK	F8	62	22	BOLT , FLANG E	
BAN D , WIRE	F16	70	5	BOLT , FLANG E	
	C10	26	14		
	E5	43	21		
	6A	74	18		



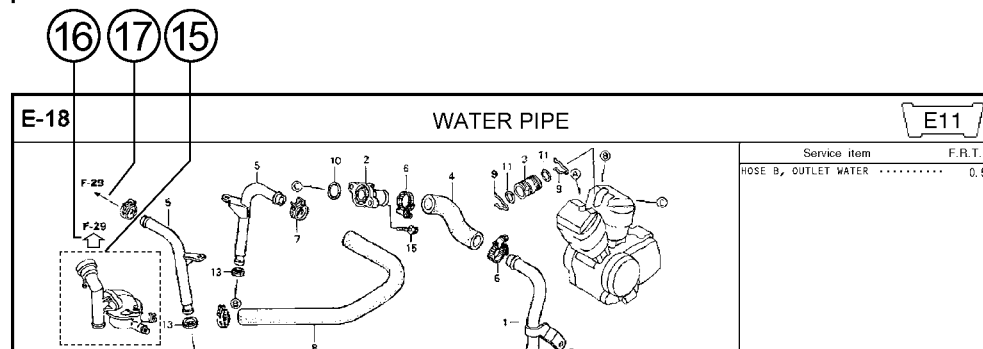
Page No.

2000.09.01 E

Part catalogue structure




Ref. No.	Part No.	Description	Reqd. QTY		Serial No.	Parts catalogue code
			CB400	SFY		
1	45156-MCE-000	CLAMPER, R. FR. BRAKE HOSE ..	1	1		
2	45157-MCE-000	CLAMPER, L. FR. BRAKE HOSE ..	1	1		
3	61100-MCE-000ZA	FENDER COMP., FR. *NH411M*FORCE SILVER METALLIC	1	-	----- 3J,4J	
	61100-MCE-000ZB	*PB284C*...CANDY PHOENIX BLUE	1	-	----- J,2J	
4	61101-MCE-000	PLATE, FR. FENDER	2	2	1008000	
	61101-MCE-010	2	2	1008001	
5	61102-MCE-300	CUSHION, FR. FENDER	2	2		
		(BLACK)				



Ref. No.	Part No.	Description	Reqd. QTY		Serial No.	Parts catalogue code
			CB400	SFY		

- ① **Address number**
 - Address No. is provided (in place of the page No.) to help you refer to the part with the part No. or part name.
- ② **Block title** ③ **Block number**
- ④ **Service item/Flat rate time**
- ⑤ **Reference number**
 - Title number marked with the parenthesis or parentheses indicates that it continues from the previous page.
- ⑥ **Part number** ⑦ **Honda color code**
- ⑧ **Description**
- ⑨ **Assemblies**
 - Sections framed with broken lines in the exploded view drawings are available as complete assemblies. (Their individual parts can also be obtained.)
- ⑩ **Color description**
- ⑪ **Note**
 - Notes are shown with the parentheses in the part name column.
- ⑫ **Required quantity**
 - Reqd. QTY shown in the parenthesis or parentheses indicates the optional part.
 - Reqd. QTY marked with "N" indicates the optional part that should be selected as needed.
 - Reqd. QTY indicates the number of the part used in the block.
- ⑬ **Serial number**
- ⑭ **Parts catalogue code**
 - When the parts catalogue code column is blank, it indicates that the part is applicable to all codes.
- ⑮
 - Parts enclosed within a dotted line are covered in a different block.
- ⑯
 - A hollow arrow indicates the block No. for the parts enclosed within a dotted line .
- ⑰
 - A solid arrow indicates the block No. the part in question is connected to.

When the parts were revised



Ref. No.	Part No.	Description	Reqd. QTY		Serial No.
			CB400 SFX	SFY	
1	45156-MCE-000	CLAMPER, R. FR. BRAKE HOSE ..	1	1	
2	45157-MCE-000	CLAMPER, L. FR. BRAKE HOSE ..	1	1	
3	61100-MCE-000ZA	FENDER COMP., FR. *NH411M*FORCE SILVER METALLIC	1	-	-----3J,4J
	61100-MCE-000ZB	*PB284C*...CANDY PHOENIX BLUE	1	-	-----J,2J
4	61101-MCE-000	PLATE, FR. FENDER (###).....	2	2	-----1008000
	61101-MCE-010	2	2	-----1008001
5	61102-MCE-300	CUSHION, FR. FENDER (BLACK)	2	2	
6	61105-MCE-000	STAY, FR. FENDER MOUNTING ...	2	2	
7	61107-MR7-000	COLLAR (6.5)	4	4	
8	96001-06020-00	BOLT, FLANGE, 6X20	4	4	


The number has been used from the initial model without revision.

When shown at the left side, it is applicable to the models of No.1008001 and the subsequent numbers.

When shown at the right side, it is applicable to the models up to No.1008000.

The parts listed with "###" at the end of the parts name have limited supply period (parts not for sale).

Abbreviations used in the parts catalogue

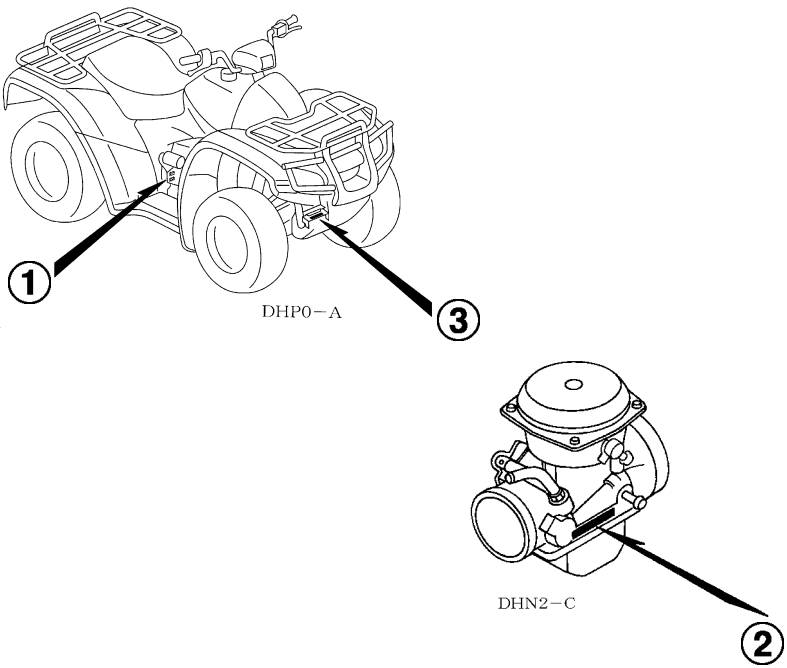
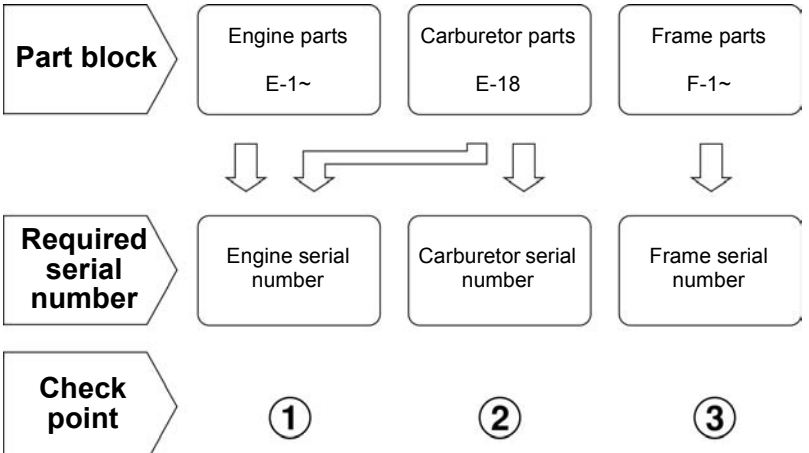


* "L." or "R." in the description of a part stands for the LEFT hand side or the RIGHT hand side. Determine the left or right as if you were in the motorcycle seat.

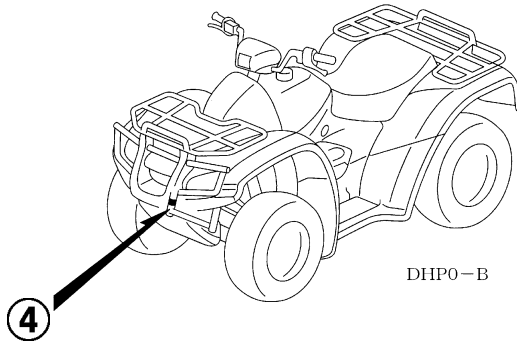
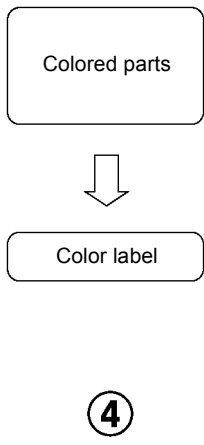
The following abbreviations are used in this parts catalogue.

- A Ampere
- ABS Anti-lock brake system
- A.C. Alternating current
- A.M. Attaching mark
- ASSY. Assembly
- C.D.I. Capacitive discharge ignition
- COMP. ... Complete
- D.C. Direct current
- EX. Exhaust
- FR. Front
- G Gram
- HEX. Hexagonal
- IN. Inlet
- KPH Kilometers per hour
- L.Left
- L (100L) .Link (100 Links)
- L.E.D.Light emitted diode
- MMMillimeter
- MPHMiles per hour
- R.Right
- RR.Rear
- STD.Standard
- T (22T) ...Tooth (22 Teeth)
- TCSTraction control system
- T.M. Transcript mark
- V Volt
- WWatt
- WLWith labelling
- WOLWithout labelling

Part block and serial number check



Color label attachment position check



Models, parts catalogue codes and applicable serial numbers

Models, parts catalogue codes and applicable serial Nos. given in this parts catalogue can be identified as follows.

Parts with parts catalogue codes are exclusive for models destined for countries designated.

If no area codes are listed, parts are for common use.

Model	Parts catalogue code	Type	Applicable engine serial No.	Applicable frame serial No.	Applicable carburetor serial No.
TRX500FE5	U	Australia	TE31E-8000001~8099999	1HFTE31U*54060001~54099999	VE6DA A
TRX500FE6	U	Australia	TE31E-8100001~	1HFTE31U*64160001~	VE6DA A
TRX500FM5	U	Australia	TE31E-8000001~8099999	1HFTE31U*54000001~54049999	VE6DA A
TRX500FM6	U	Australia	TE31E-8100001~	1HFTE31U*64100001~	VE6DA A
TRX500TM5	U	Australia	TE31E-8000001~8099999	1HFTE31U*54050001~54059999	VE6DA A
TRX500TM6	U	Australia	TE31E-8100001~	1HFTE31U*64150001~	VE6DA A

* Of carburetor/throttle body identification numbers, only the portions underlined in the example below are used for registration.

VE6DA A KC 7

Color label

- When ordering parts, check the model name, main color, and code by observing the “COLOR LABEL” on the vehicle.
- When ordering a colored part, use the color chart in the instruction for use of parts catalogue.

1

<p>VFR800FIW</p> <p>COLOR R-157</p> <p>CODE R157</p>		MODEL		VFR800FIW					
	No.	COLOR		Sparkling silver metallic	Mute black metallic	Applicable model		Applicable block No.	Re
		CODE		NH-295M	NH-359M	Initial applicable model	Final applicable model		
	Name of colored parts	Basic part No.	NH295	NH359					
1									
2									
3									
4									
5									
6									
7									
8									
9									
10									

Color chart

1

- When ordering a colored part, refer to the chart below and use a part number consisting of the relevant basic part number to which has been added a part color code.

TRX500FE (TRX500FE₅)

TRX500FM (TRX500FM₅)

No.	MODEL		TRX500FE5/TRX500FM5						
	COLOR		Adventure green	Patriot red	Star burst yellow	Applicable model		Applicable block No.	Ref. No.
	CODE		G-152	R-232	Y-151R				
	Name of colored parts	Basic part No.	G152	R232	Y151	Initial applicable model	Final applicable model		
1	CARRIER, FR. LUGGAGE	81100-HP0-U00	ZA	ZA	ZA			F-33	6
2	CARRIER, RR. LUGGAGE	81300-HP0-U00	ZA	ZA	ZA			F-33	10
3	COVER COMP., FUEL TANK TOP	83750-HP0-A00	ZA	ZA	ZA			F-19	14
4	COVER COMP., L. ENGINE SIDE	11320-HP0-A00	ZA	ZA	ZA			F-19	2
5	COVER COMP., L. TANK SIDE	83650-HP0-A00	ZA	ZB	ZC			F-19	12
6	COVER COMP., R. SIDE	83800-HP0-A00	ZA	ZB	ZC			F-19	15
7	COVER COMP., R. TANK SIDE	83550-HP0-A00	ZA	ZB	ZC			F-19	9
8	COVER, FR. METER LOWER	53210-HP0-A00	ZA	ZA	ZA			F-1	15
9	COVER, METER UPPER	53205-HP0-A00	ZA	ZB	ZC			F-1	13
10	COVER, R. ENGINE SIDE	11310-HP0-A00	ZA	ZA	ZA			F-19	1
11	COVER, RR. METER LOWER	53215-HP0-A00	ZA	ZA	ZA			F-1	19
12	EMBLEM, L. FUEL TANK COVER	87122-HP0-A00	ZB	ZA	ZC			F-36	2
13	EMBLEM, R. FUEL TANK COVER	87121-HP0-A00	ZB	ZA	ZC			F-36	1
14	FENDER, FR.	61100-HP0-U00	ZA	ZB	ZC			F-8	7
15	FENDER, RR.	80100-HP0-A00	ZA	ZB	ZC			F-26	10
16	GRILLE, L. FR.	66500-HP0-A00	ZA	ZA	ZA			F-33	5
17	GRILLE, R. FR.	66300-HP0-A00	ZA	ZA	ZA			F-33	4
18	GUARD, FR. PIPE	81170-HP0-A00	ZA	ZA	ZA			F-33	9
19	GUIDE COMP., R. ENGINE AIR	61880-HP0-A00	ZA	ZA	ZA			F-26	6
20	GUIDE, FR. AIR	61140-HP0-A00	ZA	ZB	ZC			F-8	20

TRX500FE (TRX500FE5)

TRX500FM (TRX500FM5)

No.	MODEL		TRX500FE5/TRX500FM5						
	COLOR		Adventure green	Patriot red	Star burst yellow	Applicable model		Applicable block No.	Ref. No.
	CODE		G-152	R-232	Y-151R				
	Name of colored parts	Basic part No.	G152	R232	Y151	Initial applicable model	Final applicable model		
21	GUIDE, L. FR. ENGINE AIR	61895-HP0-A00	ZA	ZA	ZA			F-26	7
22	GUIDE, L. RR. ENGINE AIR	61896-HP0-A00	ZA	ZA	ZA			F-19	8
23	LABEL, COLOR	87565-HP0-A00	ZB	ZA	ZC			F-35	8
24	LABEL, COLOR	87565-HP0-A10	ZB	ZA	ZC			F-35	8
25	LEVER, FUEL COCK	16963-HP0-A00	ZA	ZA	ZA			F-18	5
26	LID, FR. FENDER	61130-HP0-A00	ZA	ZB	ZC			F-8	19
27	LID, GLOVE BOX	61120-HP0-A00	ZA	ZB	ZC			F-8	17
28	LID, R. RR. FENDER	80110-HP0-A00	ZA	ZB	ZC			F-26	12
29	LID, RR. FENDER	80311-HP0-A00	ZA	ZB	ZC			F-26	27
30	LID, UTILITY BOX	80211-HP0-A00	ZA	ZA	ZA			F-26	18
31	MARK	87124-HN7-000	ZC	ZA	ZB			F-36	3
32	MARK, HONDA	87127-HP0-A00	ZC	ZA	ZB			F-36	7
33	MARK, SIDE COVER	87126-HP0-A00	ZB	ZA	ZC			F-36	4
34	MARK, SIDE COVER	87126-HP0-A10	ZB	ZA	ZC			F-36	5
35	MUDGUARD, L. CENTER	80122-HP0-A00	ZA	ZA	ZA			F-26	14
36	MUDGUARD, L. FR. LOWER	61868-HP0-A00	ZA	ZA	ZA			F-8	27
37	MUDGUARD, L. FR. SIDE	61866-HP0-A00	ZA	ZA	ZA			F-8	26
38	MUDGUARD, L. RR.	80251-HP0-A00	ZA	ZA	ZA			F-26	26
39	MUDGUARD, L. RR. SIDE	80221-HP0-A00	ZA	ZA	ZA			F-26	24
40	MUDGUARD, R. CENTER	80121-HP0-A00	ZA	ZA	ZA			F-26	13
41	MUDGUARD, R. FR. LOWER	61862-HP0-A00	ZA	ZA	ZA			F-8	23
42	MUDGUARD, R. FR. SIDE	61861-HP0-A00	ZA	ZA	ZA			F-8	22
43	MUDGUARD, R. RR.	80250-HP0-A00	ZA	ZA	ZA			F-26	25
44	MUDGUARD, R. RR. SIDE	80220-HP0-A00	ZA	ZA	ZA			F-26	23
45	PIPE COMP., FR. CARRY	81150-HP0-A00	ZA	ZA	ZA			F-33	7

TRX500FE (TRX500FE5)

TRX500FM (TRX500FM5)

No.	MODEL		TRX500FE5/TRX500FM5						
	COLOR		Adventure green	Patriot red	Star burst yellow	Applicable model		Applicable block No.	Ref. No.
	CODE		G-152	R-232	Y-151R	Initial applicable model	Final applicable model		
	Name of colored parts	Basic part No.	G152	R232	Y151				
46	PLATE ASSY., FR. SKID	81160-HP0-A00	ZB	ZB	ZB			F-33	8
47	SEAT COMP.	77100-HP0-A00	ZA	ZA	ZA			F-20	1
48	SPACER, ACCESSORY SOCKET INSIDE	61104-HN5-670	ZA	ZA	ZA			F-8	10
49	SPACER, ACCESSORY SOCKET OUTSIDE	61103-HN5-670	ZB	ZB	ZB			F-8	9
50	SUB COVER COMP., L. ENGINE	80124-HP0-A00	ZA	ZA	ZA			F-26	16
51	SUB COVER COMP., L. ENGINE	80124-HP0-A10	ZA	ZA	ZA			F-26	16
52	SUB COVER, R. ENGINE	80123-HP0-A00	ZA	ZA	ZA			F-26	15

TRX500TM (TRX500TM5)

No.	MODEL		TRX500TM5						
	COLOR		Adventure green	Eastern blue	Patriot red	Applicable model		Applicable block No.	Ref. No.
	CODE		G-152	PB-357R	R-232	Initial applicable model	Final applicable model		
	Name of colored parts	Basic part No.	G152	PB357	R232				
1	CARRIER, FR. LUGGAGE	81100-HP0-U00	ZA	ZA	ZA			F-33	6
2	CARRIER, RR. LUGGAGE	81300-HP0-U00	ZA	ZA	ZA			F-33	10
3	COVER COMP., FUEL TANK TOP	83750-HP0-A00	ZA	ZA	ZA			F-19	14
4	COVER COMP., L. ENGINE SIDE	11320-HP0-A00	ZA	ZA	ZA			F-19	2
5	COVER COMP., L. TANK SIDE	83650-HP0-A00	ZA	ZD	ZB			F-19	12
6	COVER COMP., R. SIDE	83800-HP0-A00	ZA	ZD	ZB			F-19	15
7	COVER COMP., R. TANK SIDE	83550-HP0-A00	ZA	ZD	ZB			F-19	9
8	COVER, FR. METER LOWER	53210-HP0-A00	ZA	ZA	ZA			F-1	15
9	COVER, METER UPPER	53205-HP0-A00	ZA	ZD	ZB			F-1	13
10	COVER, R. ENGINE SIDE	11310-HP0-A00	ZA	ZA	ZA			F-19	1
11	COVER, RR. METER LOWER	53215-HP0-A00	ZA	ZA	ZA			F-1	19
12	EMBLEM, L. FUEL TANK COVER	87122-HP0-A00	ZB	ZD	ZA			F-36	2
13	EMBLEM, R. FUEL TANK COVER	87121-HP0-A00	ZB	ZD	ZA			F-36	1
14	FENDER, FR.	61100-HP0-U00	ZA	ZD	ZB			F-8	7
15	FENDER, RR.	80100-HP0-A00	ZA	ZD	ZB			F-26	10
16	GRILLE, L. FR.	66500-HP0-A00	ZA	ZA	ZA			F-33	5
17	GRILLE, R. FR.	66300-HP0-A00	ZA	ZA	ZA			F-33	4
18	GUARD, FR. PIPE	81170-HP0-A00	ZA	ZA	ZA			F-33	9
19	GUIDE COMP., R. ENGINE AIR	61880-HP0-A00	ZA	ZA	ZA			F-26	6
20	GUIDE, FR. AIR	61140-HP0-A00	ZA	ZD	ZB			F-8	20
21	GUIDE, L. FR. ENGINE AIR	61895-HP0-A00	ZA	ZA	ZA			F-26	7
22	GUIDE, L. RR. ENGINE AIR	61896-HP0-A00	ZA	ZA	ZA			F-19	8
23	LABEL, COLOR	87565-HP0-670	ZB	ZC	ZA			F-35	8
24	LEVER, FUEL COCK	16963-HP0-A00	ZA	ZA	ZA			F-18	5
25	LID, FR. FENDER	61130-HP0-A00	ZA	ZD	ZB			F-8	19

TRX500TM (TRX500TM5)

No.	MODEL		TRX500TM5						
	COLOR		Adventure green	Eastern blue	Patriot red	Applicable model		Applicable block No.	Ref. No.
	CODE		G-152	PB-357R	R-232	Initial applicable model	Final applicable model		
	Name of colored parts	Basic part No.	G152	PB357	R232				
26	LID, GLOVE BOX	61120-HP0-A00	ZA	ZD	ZB			F-8	17
27	LID, R. RR. FENDER	80110-HP0-A00	ZA	ZD	ZB			F-26	12
28	LID, RR. FENDER	80311-HP0-A00	ZA	ZD	ZB			F-26	27
29	LID, UTILITY BOX	80211-HP0-670	ZA	ZA	ZA			F-26	18
30	MARK, HONDA	87127-HP0-A00	ZC	ZD	ZA			F-36	7
31	MARK, SIDE COVER	87126-HP0-670	ZB	ZC	ZA			F-36	6
32	MUDGUARD, L. CENTER	80122-HP0-A00	ZA	ZA	ZA			F-26	14
33	MUDGUARD, L. FR. LOWER	61868-HP0-A00	ZA	ZA	ZA			F-8	27
34	MUDGUARD, L. FR. SIDE	61866-HP0-A00	ZA	ZA	ZA			F-8	26
35	MUDGUARD, L. RR.	80251-HP0-A00	ZA	ZA	ZA			F-26	26
36	MUDGUARD, L. RR. SIDE	80221-HP0-A00	ZA	ZA	ZA			F-26	24
37	MUDGUARD, R. CENTER	80121-HP0-A00	ZA	ZA	ZA			F-26	13
38	MUDGUARD, R. FR. LOWER	61862-HP0-A00	ZA	ZA	ZA			F-8	23
39	MUDGUARD, R. FR. SIDE	61861-HP0-A00	ZA	ZA	ZA			F-8	22
40	MUDGUARD, R. RR.	80250-HP0-A00	ZA	ZA	ZA			F-26	25
41	MUDGUARD, R. RR. SIDE	80220-HP0-A00	ZA	ZA	ZA			F-26	23
42	PIPE COMP., FR. CARRY	81150-HP0-A00	ZA	ZA	ZA			F-33	7
43	PLATE ASSY., FR. SKID	81160-HP0-A00	ZB	ZB	ZB			F-33	8
44	SEAT COMP.	77100-HP0-A00	ZA	ZA	ZA			F-20	1
45	SPACER, ACCESSORY SOCKET INSIDE	61104-HN5-670	ZA	ZA	ZA			F-8	10
46	SPACER, ACCESSORY SOCKET OUTSIDE	61103-HN5-670	ZB	ZB	ZB			F-8	9
47	SUB COVER COMP., L. ENGINE	80124-HP0-A00	ZA	ZA	ZA			F-26	16
48	SUB COVER, R. ENGINE	80123-HP0-A00	ZA	ZA	ZA			F-26	15

TRX500FE (TRX500FE₆)TRX500FM (TRX500FM₆)

No.	MODEL		TRX500FE6/TRX500FM6						
	COLOR		Adventure green	Patriot red	Star burst yellow	Applicable model		Applicable block No.	Ref. No.
	CODE		G-152	R-232	Y-151R				
	Name of colored parts	Basic part No.	G152	R232	Y151	Initial applicable model	Final applicable model		
1	CARRIER, FR. LUGGAGE	81100-HP0-U00	ZA	ZA	ZA			F-33	6
2	CARRIER, RR. LUGGAGE	81300-HP0-U00	ZA	ZA	ZA			F-33	10
3	COVER COMP., FUEL TANK TOP	83750-HP0-A00	ZA	ZA	ZA			F-19	14
4	COVER COMP., L. ENGINE SIDE	11320-HP0-A00	ZA	ZA	ZA			F-19	2
5	COVER COMP., L. TANK SIDE	83650-HP0-A00	ZA	ZB	ZC			F-19	12
6	COVER COMP., R. SIDE	83800-HP0-A00	ZA	ZB	ZC			F-19	15
7	COVER COMP., R. TANK SIDE	83550-HP0-A00	ZA	ZB	ZC			F-19	9
8	COVER, FR. METER LOWER	53210-HP0-A00	ZA	ZA	ZA			F-1	15
9	COVER, METER UPPER	53205-HP0-A00	ZA	ZB	ZC			F-1	13
10	COVER, R. ENGINE SIDE	11310-HP0-A00	ZA	ZA	ZA			F-19	1
11	COVER, RR. METER LOWER	53215-HP0-A00	ZA	ZA	ZA			F-1	19
12	EMBLEM, L. FUEL TANK COVER	87122-HP0-A20	ZB	ZA	ZD			F-36	2
13	EMBLEM, R. FUEL TANK COVER	87121-HP0-A20	ZB	ZA	ZD			F-36	1
14	FENDER, FR.	61100-HP0-U00	ZA	ZB	ZC			F-8	7
15	FENDER, RR.	80100-HP0-A00	ZA	ZB	ZC			F-26	10
16	GRILLE, L. FR.	66500-HP0-A00	ZA	ZA	ZA			F-33	5
17	GRILLE, R. FR.	66300-HP0-A00	ZA	ZA	ZA			F-33	4
18	GUARD, FR. PIPE	81170-HP0-A00	ZA	ZA	ZA			F-33	9
19	GUIDE COMP., R. ENGINE AIR	61880-HP0-A00	ZA	ZA	ZA			F-26	6
20	GUIDE, FR. AIR	61140-HP0-A00	ZA	ZB	ZC			F-8	20
21	GUIDE, L. FR. ENGINE AIR	61895-HP0-A00	ZA	ZA	ZA			F-26	7
22	GUIDE, L. RR. ENGINE AIR	61896-HP0-A00	ZA	ZA	ZA			F-19	8
23	LABEL, COLOR	87565-HP0-A20	ZB	ZA	ZC			F-35	8
24	LABEL, COLOR	87565-HP0-A40	ZB	ZA	ZC			F-35	8
25	LEVER, FUEL COCK	16963-HP0-A00	ZA	ZA	ZA			F-18	5

TRX500FE (TRX500FE₆)TRX500FM (TRX500FM₆)

No.	MODEL		TRX500FE6/TRX500FM6						
	COLOR		Adventure green	Patriot red	Star burst yellow	Applicable model		Applicable block No.	Ref. No.
	CODE		G-152	R-232	Y-151R	Initial applicable model	Final applicable model		
	Name of colored parts	Basic part No.	G152	R232	Y151				
26	LID, FR. FENDER	61130-HP0-A00	ZA	ZB	ZC			F-8	19
27	LID, GLOVE BOX	61120-HP0-A00	ZA	ZB	ZC			F-8	17
28	LID, R. RR. FENDER	80110-HP0-A00	ZA	ZB	ZC			F-26	12
29	LID, RR. FENDER	80311-HP0-A00	ZA	ZB	ZC			F-26	27
30	LID, UTILITY BOX	80211-HP0-A00	ZA	ZA	ZA			F-26	18
31	MARK	87124-HN7-A00	ZC	ZA	ZB			F-36	3
32	MARK, HONDA	87127-HN7-A00	ZB	ZA	ZD			F-36	7
33	MARK, SIDE COVER	87126-HP0-A00	ZB	ZA	ZC			F-36	4
34	MARK, SIDE COVER	87126-HP0-A10	ZB	ZA	ZC			F-36	5
35	MUDGUARD, L. CENTER	80122-HP0-A00	ZA	ZA	ZA			F-26	14
36	MUDGUARD, L. FR. LOWER	61868-HP0-A00	ZA	ZA	ZA			F-8	27
37	MUDGUARD, L. FR. SIDE	61866-HP0-A00	ZA	ZA	ZA			F-8	26
38	MUDGUARD, L. RR.	80251-HP0-A00	ZA	ZA	ZA			F-26	26
39	MUDGUARD, L. RR. SIDE	80221-HP0-A00	ZA	ZA	ZA			F-26	24
40	MUDGUARD, R. CENTER	80121-HP0-A00	ZA	ZA	ZA			F-26	13
41	MUDGUARD, R. FR. LOWER	61862-HP0-A00	ZA	ZA	ZA			F-8	23
42	MUDGUARD, R. FR. SIDE	61861-HP0-A00	ZA	ZA	ZA			F-8	22
43	MUDGUARD, R. RR.	80250-HP0-A00	ZA	ZA	ZA			F-26	25
44	MUDGUARD, R. RR. SIDE	80220-HP0-A00	ZA	ZA	ZA			F-26	23
45	PIPE COMP., FR. CARRY	81150-HP0-A00	ZA	ZA	ZA			F-33	7
46	PLATE ASSY., FR. SKID	81160-HP0-A00	ZB	ZB	ZB			F-33	8
47	SEAT COMP.	77100-HP0-A00	ZA	ZA	ZA			F-20	1
48	SPACER, ACCESSORY SOCKET INSIDE	61104-HN5-670	ZA	ZA	ZA			F-8	10
49	SPACER, ACCESSORY SOCKET OUTSIDE	61103-HN5-670	ZB	ZB	ZB			F-8	9
50	SUB COVER COMP., L. ENGINE	80124-HP0-A00	ZA	ZA	ZA			F-26	16
51	SUB COVER COMP., L. ENGINE	80124-HP0-A10	ZA	ZA	ZA			F-26	16
52	SUB COVER, R. ENGINE	80123-HP0-A00	ZA	ZA	ZA			F-26	15

TRX500TM (TRX500TM6)

No.	MODEL		TRX500TM6						
	COLOR		Adventure green	Patriot red	Star burst yellow	Applicable model		Applicable block No.	Ref. No.
	CODE		G-152	R-232	Y-151R				
	Name of colored parts	Basic part No.	G152	R232	Y151	Initial applicable model	Final applicable model		
1	CARRIER, FR. LUGGAGE	81100-HP0-U00	ZA	ZA	ZA			F-33	6
2	CARRIER, RR. LUGGAGE	81300-HP0-U00	ZA	ZA	ZA			F-33	10
3	COVER COMP., FUEL TANK TOP	83750-HP0-A00	ZA	ZA	ZA			F-19	14
4	COVER COMP., L. ENGINE SIDE	11320-HP0-A00	ZA	ZA	ZA			F-19	2
5	COVER COMP., L. TANK SIDE	83650-HP0-A00	ZA	ZB	ZC			F-19	12
6	COVER COMP., R. SIDE	83800-HP0-A00	ZA	ZB	ZC			F-19	15
7	COVER COMP., R. TANK SIDE	83550-HP0-A00	ZA	ZB	ZC			F-19	9
8	COVER, FR. METER LOWER	53210-HP0-A00	ZA	ZA	ZA			F-1	15
9	COVER, METER UPPER	53205-HP0-A00	ZA	ZB	ZC			F-1	13
10	COVER, R. ENGINE SIDE	11310-HP0-A00	ZA	ZA	ZA			F-19	1
11	COVER, RR. METER LOWER	53215-HP0-A00	ZA	ZA	ZA			F-1	19
12	EMBLEM, L. FUEL TANK COVER	87122-HP0-A20	ZB	ZA	ZD			F-36	2
13	EMBLEM, R. FUEL TANK COVER	87121-HP0-A20	ZB	ZA	ZD			F-36	1
14	FENDER, FR.	61100-HP0-U00	ZA	ZB	ZC			F-8	7
15	FENDER, RR.	80100-HP0-A00	ZA	ZB	ZC			F-26	10
16	GRILLE, L. FR.	66500-HP0-A00	ZA	ZA	ZA			F-33	5
17	GRILLE, R. FR.	66300-HP0-A00	ZA	ZA	ZA			F-33	4
18	GUARD, FR. PIPE	81170-HP0-A00	ZA	ZA	ZA			F-33	9
19	GUIDE COMP., R. ENGINE AIR	61880-HP0-A00	ZA	ZA	ZA			F-26	6
20	GUIDE, FR. AIR	61140-HP0-A00	ZA	ZB	ZC			F-8	20
21	GUIDE, L. FR. ENGINE AIR	61895-HP0-A00	ZA	ZA	ZA			F-26	7
22	GUIDE, L. RR. ENGINE AIR	61896-HP0-A00	ZA	ZA	ZA			F-19	8
23	LABEL, COLOR	87565-HP0-A30	ZB	ZA	ZC			F-35	8
24	LEVER, FUEL COCK	16963-HP0-A00	ZA	ZA	ZA			F-18	5
25	LID, FR. FENDER	61130-HP0-A00	ZA	ZB	ZC			F-8	19

TRX500TM (TRX500TM6)

No.	MODEL		TRX500TM6						
	COLOR		Adventure green	Patriot red	Star burst yellow	Applicable model		Applicable block No.	Ref. No.
	CODE		G-152	R-232	Y-151R				
	Name of colored parts	Basic part No.	G152	R232	Y151	Initial applicable model	Final applicable model		
26	LID, GLOVE BOX	61120-HP0-A00	ZA	ZB	ZC			F-8	17
27	LID, R. RR. FENDER	80110-HP0-A00	ZA	ZB	ZC			F-26	12
28	LID, RR. FENDER	80311-HP0-A00	ZA	ZB	ZC			F-26	27
29	LID, UTILITY BOX	80211-HP0-670	ZA	ZA	ZA			F-26	18
30	MARK, HONDA	87127-HN7-A00	ZB	ZA	ZD			F-36	7
31	MARK, SIDE COVER	87126-HP0-A30	ZB	ZA	ZC			F-36	6
32	MUDGUARD, L. CENTER	80122-HP0-A00	ZA	ZA	ZA			F-26	14
33	MUDGUARD, L. FR. LOWER	61868-HP0-A00	ZA	ZA	ZA			F-8	27
34	MUDGUARD, L. FR. SIDE	61866-HP0-A00	ZA	ZA	ZA			F-8	26
35	MUDGUARD, L. RR.	80251-HP0-A00	ZA	ZA	ZA			F-26	26
36	MUDGUARD, L. RR. SIDE	80221-HP0-A00	ZA	ZA	ZA			F-26	24
37	MUDGUARD, R. CENTER	80121-HP0-A00	ZA	ZA	ZA			F-26	13
38	MUDGUARD, R. FR. LOWER	61862-HP0-A00	ZA	ZA	ZA			F-8	23
39	MUDGUARD, R. FR. SIDE	61861-HP0-A00	ZA	ZA	ZA			F-8	22
40	MUDGUARD, R. RR.	80250-HP0-A00	ZA	ZA	ZA			F-26	25
41	MUDGUARD, R. RR. SIDE	80220-HP0-A00	ZA	ZA	ZA			F-26	23
42	PIPE COMP., FR. CARRY	81150-HP0-A00	ZA	ZA	ZA			F-33	7
43	PLATE ASSY., FR. SKID	81160-HP0-A00	ZB	ZB	ZB			F-33	8
44	SEAT COMP.	77100-HP0-A00	ZA	ZA	ZA			F-20	1
45	SPACER, ACCESSORY SOCKET INSIDE	61104-HN5-670	ZA	ZA	ZA			F-8	10
46	SPACER, ACCESSORY SOCKET OUTSIDE	61103-HN5-670	ZB	ZB	ZB			F-8	9
47	SUB COVER COMP., L. ENGINE	80124-HP0-A00	ZA	ZA	ZA			F-26	16
48	SUB COVER, R. ENGINE	80123-HP0-A00	ZA	ZA	ZA			F-26	15

Fuel hose, general purpose hoses and vinyl hose

- The standard part fuel hose, general purpose hose and vinyl hose may be substituted by the coiled bulk part.
- When ordering the standard part fuel hose, general purpose hose and vinyl hose use the bulk part number written in the parts catalogue in brackets () underneath the part name, or use the catalogue below.
(The bulk part standard length is 1 m, however, those displayed in the catalogue < > are available in 3 m and 8 m lengths.)
- When exchanging the hose, cut and use at the specified length as mentioned in the part name.
(For the method of cutting the bulk part, and method of filling out orders etc., please refer to the service manual and the instructions issued with the bulk part.)
- The list below is a catalogue of the standard part numbers and bulk part numbers. Note that those numbers are applicable to the listed replacement parts only.

Fuel hoses/Tubes			
Standard part No.	Bulk part No.	Bulk part	
		Inner diameter (mm)	Length (m)
95001-30xxx-2x	95001-30001-20M	3.0	1
95001-30xxx-3x	95001-30001-30M	3.0	1
95001-30xxx-4x	95001-30001-40M	3.0	1
95001-35xxx-2x	95001-35001-50M <95001-35003-50M>	3.5	1 3
95001-35xxx-3x	95001-35001-60M <95001-35003-60M>	3.5	1 3
95001-35xxx-4x	95001-35001-60M <95001-35003-60M>	3.5	1 3
95001-35xxx-5x	95001-35001-50M <95001-35003-50M>	3.5	1 3
95001-35xxx-6x	95001-35001-60M <95001-35003-60M>	3.5	1 3
95001-45xxx-2x	95001-45001-50M <95001-45003-50M>	4.5	1 3
95001-45xxx-3x	95001-45001-60M <95001-45003-60M> <95001-45008-60M>	4.5	1 3 8
95001-45xxx-4x	95001-45001-60M <95001-45003-60M> <95001-45008-60M>	4.5	1 3 8
95001-45xxx-5x	95001-45001-50M <95001-45003-50M>	4.5	1 3
95001-45xxx-6x	95001-45001-60M <95001-45003-60M> <95001-45008-60M>	4.5	1 3 8
95001-55xxx-2x	95001-55001-50M <95001-55003-50M> <95001-55008-50M>	5.5	1 3 8

Fuel hoses/Tubes			
Standard part No.	Bulk part No.	Bulk part	
		Inner diameter (mm)	Length (m)
95001-55xxx-3x	95001-55001-60M <95001-55003-60M> <95001-55008-60M>	5.5	1 3 8
95001-55xxx-4x	95001-55001-60M <95001-55003-60M> <95001-55008-60M>	5.5	1 3 8
95001-55xxx-5x	95001-55001-50M <95001-55003-50M> <95001-55008-50M>	5.5	1 3 8
95001-55xxx-6x	95001-55001-60M <95001-55003-60M> <95001-55008-60M>	5.5	1 3 8
95001-75xxx-2x	95001-75001-50M <95001-75003-50M>	7.5	1 3
95001-75xxx-3x	95001-75001-60M <95001-75003-60M> <95001-75008-60M>	7.5	1 3 8
95001-75xxx-4x	95001-75001-60M <95001-75003-60M> <95001-75008-60M>	7.5	1 3 8
95001-75xxx-5x	95001-75001-50M <95001-75003-50M>	7.5	1 3
95001-75xxx-6x	95001-75001-60M <95001-75003-60M> <95001-75008-60M>	7.5	1 3 8
95001-80xxx-2x	95001-80001-50M	8.0	1
95001-80xxx-3x	95001-80001-60M	8.0	1
95001-80xxx-4x	95001-80001-60M	8.0	1
95001-80xxx-5x	95001-80001-50M	8.0	1
95001-80xxx-6x	95001-80001-60M	8.0	1

Vinyl tube				
Standard part No.	Bulk part No.	Bulk part		
		Inner dia- meter (mm)	Outer dia-meter (mm)	Length (m)
95003-01xxx-3x	95003-01001-60M <95003-01003-60M>	2.9	6.8	1 3
95003-01xxx-60	95003-01001-60M <95003-01003-60M>	2.9	6.8	1 3
95003-03xxx-3x	95003-03001-60M <95003-03003-60M>	3.0	6.0	1 3
95003-03xxx-60	95003-03001-60M <95003-03003-60M>	3.0	6.0	1 3
95003-05xxx-3x	95003-05001-60M <95003-05003-60M> <95003-05008-60M>	3.5	6.5	1 3 8
95003-05xxx-60	95003-05001-60M <95003-05003-60M> <95003-05008-60M>	3.5	6.5	1 3 8
95003-07xxx-1x	95003-07001-10M <95003-07003-10M> <95003-07008-10M>	4.0	7.0	1 3 8
95003-07xxx-20	95003-07001-10M <95003-07003-10M> <95003-07008-10M>	4.0	7.0	1 3 8
95003-07xxx-3x	95003-07001-60M <95003-07003-60M> <95003-07008-60M>	4.0	7.0	1 3 8
95003-07xxx-60	95003-07001-60M <95003-07003-60M> <95003-07008-60M>	4.0	7.0	1 3 8
95003-07xxx-7x	95003-07001-70M <95003-07003-70M> <95003-07008-70M>	4.0	7.0	1 3 8
95003-08xxx-1x	95003-08001-10M <95003-08003-10M> <95003-08008-10M>	4.5	6.5	1 3 8
95003-09xxx-3x	95003-09001-60M <95003-09003-60M>	4.5	8.0	1 3
95003-09xxx-60	95003-09001-60M <95003-09003-60M>	4.5	8.0	1 3
95003-10xxx-1x	95003-10001-10M <95003-10003-10M>	5.0	8.0	1 3
95003-10xxx-20	95003-10001-10M <95003-10003-10M>	5.0	8.0	1 3
95003-10xxx-3x	95003-10001-60M <95003-10003-60M>	5.0	8.0	1 3
95003-10xxx-60	95003-10001-60M <95003-10003-60M>	5.0	8.0	1 3
95003-11xxx-3x	95003-11001-60M <95003-11003-60M> <95003-11008-60M>	5.0	9.0	1 3 8
95003-11xxx-60	95003-11001-60M <95003-11003-60M> <95003-11008-60M>	5.0	9.0	1 3 8
95003-12xxx-1x	95003-12001-10M <95003-12003-10M> <95003-12008-10M>	5.0	7.0	1 3 8
95003-12xxx-20	95003-12001-10M <95003-12003-10M> <95003-12008-10M>	5.0	7.0	1 3 8

Vinyl tube				
Standard part No.	Bulk part No.	Bulk part		
		Inner dia- meter (mm)	Outer dia-meter (mm)	Length (m)
95003-14xxx-1x	95003-14001-10M <95003-14003-10M>	6.0	9.0	1 3
95003-14xxx-20	95003-14001-10M <95003-14003-10M>	6.0	9.0	1 3
95003-14xxx-3x	95003-14001-60M <95003-14003-60M>	6.0	9.0	1 3
95003-17xxx-1x	95003-17001-10M <95003-17003-10M>	7.0	9.0	1 3
95003-19xxx-1x	95003-19001-10M <95003-19003-10M> <95003-19008-10M>	7.0	11.0	1 3 8
95003-19xxx-20	95003-19001-10M <95003-19003-10M> <95003-19008-10M>	7.0	11.0	1 3 8
95003-19xxx-3x	95003-19001-60M <95003-19003-60M> <95003-19008-60M>	7.0	11.0	1 3 8
95003-19xxx-60	95003-19001-60M <95003-19003-60M> <95003-19008-60M>	7.0	11.0	1 3 8
95003-21xxx-1x	95003-21001-10M <95003-21003-10M>	8.0	9.0	1 3
95003-21xxx-20	95003-21001-10M <95003-21003-10M>	8.0	9.0	1 3
95003-23xxx-1x	95003-23001-10M <95003-23003-10M>	8.0	12.0	1 3
95003-23xxx-20	95003-23001-10M <95003-23003-10M>	8.0	12.0	1 3
95003-23xxx-3x	95003-23001-60M <95003-23003-60M> <95003-23008-60M>	8.0	12.0	1 3 8
95003-23xxx-60	95003-23001-60M <95003-23003-60M> <95003-23008-60M>	8.0	12.0	1 3 8
95003-25xxx-1x	95003-25001-10M <95003-25003-10M>	9.0	11.0	1 3
95003-25xxx-20	95003-25001-10M <95003-25003-10M>	9.0	11.0	1 3
95003-25xxx-3x	95003-25001-60M <95003-25003-60M>	9.0	11.0	1 3
95003-25xxx-7x	95003-25001-70M <95003-25003-70M>	9.0	11.0	1 3
95003-27xxx-1x	95003-27001-10M <95003-27003-10M>	9.0	13.0	1 3
95003-27xxx-20	95003-27001-10M <95003-27003-10M>	9.0	13.0	1 3
95003-27xxx-3x	95003-27001-60M <95003-27003-60M>	9.0	13.0	1 3
95003-27xxx-60	95003-27001-60M <95003-27003-60M>	9.0	13.0	1 3
95003-33xxx-1x	95003-33001-10M <95003-33003-10M>	10.0	14.0	1 3
95003-33xxx-20	95003-33001-10M <95003-33003-10M>	10.0	14.0	1 3

Vinyl tube				
Standard part No.	Bulk part No.	Bulk part		
		Inner dia- meter (mm)	Outer dia-meter (mm)	Length (m)
95003-36xxx-1x	95003-36001-10M <95003-36003-10M> <95003-36008-10M>	11.0	13.0	1 3 8
95003-36xxx-20	95003-36001-10M <95003-36003-10M> <95003-36008-10M>	11.0	13.0	1 3 8
95003-37xxx-3x	95003-37001-60M <95003-37003-60M>	11.0	15.0	1 3
95003-37xxx-60	95003-37001-60M <95003-37003-60M>	11.0	15.0	1 3
95003-38xxx-1x	95003-38001-10M <95003-38003-10M>	12.0	13.0	1 3
95003-38xxx-20	95003-38001-10M <95003-38003-10M>	12.0	13.0	1 3
95003-39xxx-1x	95003-39001-10M <95003-39003-10M>	12.0	14.0	1 3
95003-39xxx-20	95003-39001-10M <95003-39003-10M>	12.0	14.0	1 3
95003-40xxx-20	95003-40001-10M <95003-40003-10M>	12.0	16.0	1 3
95003-40xxx-3x	95003-40001-60M <95003-40003-60M>	12.0	16.0	1 3
95003-40xxx-60	95003-40001-60M <95003-40003-60M>	12.0	16.0	1 3
95003-43xxx-1x	95003-43001-10M <95003-43003-10M> <95003-43008-10M>	13.0	15.0	1 3 8
95003-43xxx-20	95003-43001-10M <95003-43003-10M> <95003-43008-10M>	13.0	15.0	1 3 8
95003-45xxx-1x	95003-45001-10M <95003-45003-10M> <95003-45008-10M>	14.0	18.0	1 3 8
95003-45xxx-20	95003-45001-10M <95003-45003-10M> <95003-45008-10M>	14.0	18.0	1 3 8
95003-50xxx-1x	95003-50001-10M <95003-50003-10M>	16.0	19.0	1 3
95003-50xxx-20	95003-50001-10M <95003-50003-10M>	16.0	19.0	1 3
95003-50xxx-3x	95003-50001-60M <95003-50003-60M>	16.0	19.0	1 3
95003-55xxx-1x	95003-55001-10M <95003-55003-10M>	17.5	20.5	1 3
95003-55xxx-20	95003-55001-10M <95003-55003-10M>	17.5	20.5	1 3
95003-60xxx-1x	95003-60001-10M <95003-60003-10M>	22.0	27.0	1 3
95003-60xxx-20	95003-60001-10M <95003-60003-10M>	22.0	27.0	1 3
95003-60xxx-3x	95003-60001-60M <95003-60003-60M>	22.0	27.0	1 3
95003-60xxx-60	95003-60001-60M <95003-60003-60M>	22.0	27.0	1 3

General purpose hoses			
Standard part No.	Bulk part No.	Bulk part	
		Inner diameter (mm)	Length (m)
95005-11xxx-3x	95005-11001-30M	11.0	1
95005-11xxx-5x	95005-11001-50M	11.0	1
95005-12xxx-1x	95005-12001-10M <95005-12003-10M>	12.0	1 3
95005-12xxx-2x	95005-12001-20M	12.0	1
95005-12xxx-3x	95005-12001-30M	12.0	1
95005-12xxx-5x	95005-12001-50M	12.0	1
95005-14xxx-1x	95005-14001-10M	14.0	1
95005-14xxx-2x	95005-14001-20M <95005-14003-20M>	14.0	1 3
95005-14xxx-3x	95005-14001-30M	14.0	1
95005-14xxx-5x	95005-14001-50M	14.0	1
95005-17xxx-1x	95005-17001-10M	17.0	1
95005-17xxx-2x	95005-17001-20M	17.0	1
95005-17xxx-3x	95005-17001-30M	17.0	1
95005-17xxx-5x	95005-17001-50M	17.0	1
95005-30xxx-3x	95005-30001-30M	3.0	1
95005-30xxx-5x	95005-30001-50M	3.0	1
95005-35xxx-1x	95005-35001-10M <95005-35003-10M> <95005-35008-10M>	3.5	1 3 8
95005-35xxx-2x	95005-35001-20M	3.5	1
95005-35xxx-3x	95005-35001-30M	3.5	1
95005-35xxx-4x	95005-35001-10M <95005-35003-10M> <95005-35008-10M>	3.5	1 3 8
95005-35xxx-5x	95005-35001-50M	3.5	1
95005-45xxx-1x	95005-45001-10M <95005-45003-10M> <95005-45008-10M>	4.5	1 3 8
95005-45xxx-2x	95005-45001-20M	4.5	1
95005-45xxx-3x	95005-45001-30M	4.5	1

General purpose hoses			
Standard part No.	Bulk part No.	Bulk part	
		Inner diameter (mm)	Length (m)
95005-45xxx-4x	95005-45001-10M <95005-45003-10M> <95005-45008-10M>	4.5	1 3 8
95005-45xxx-5x	95005-45001-50M	4.5	1
95005-50xxx-3x	95005-50001-30M <95005-50003-30M>	5.0	1 3
95005-50xxx-5x	95005-50001-50M	5.0	1
95005-55xxx-1x	95005-55001-10M <95005-55003-10M> <95005-55008-10M>	5.3	1 3 8
95005-55xxx-2x	95005-55001-20M <95005-55003-20M>	5.3	1 3
95005-55xxx-4x	95005-55001-10M <95005-55003-10M> <95005-55008-10M>	5.3	1 3 8
95005-65xxx-1x	95005-65001-10M <95005-65003-10M>	6.5	1 3
95005-65xxx-2x	95005-65001-20M	6.5	1
95005-70xxx-3x	95005-70001-30M <95005-70003-30M>	7.0	1 3
95005-70xxx-5x	95005-70001-50M	7.0	1
95005-75xxx-1x	95005-75001-10M <95005-75003-10M>	7.3	1 3
95005-75xxx-2x	95005-75001-20M	7.3	1
95005-80xxx-1x	95005-80001-10M <95005-80003-10M>	8.0	1 3
95005-80xxx-2x	95005-80001-20M	8.0	1
95005-80xxx-3x	95005-80001-30M	8.0	1
95005-80xxx-5x	95005-80001-50M	8.0	1
95005-91xxx-3x	95005-91001-30M	12.0	1
95005-91xxx-5x	95005-91001-50M	12.0	1
95005-92xxx-3x	95005-92001-30M	12.0	1
95005-92xxx-5x	95005-92001-50M	12.0	1

NOTE: X is displayed to represent the omitted numerals and letters of the roman alphabet.

⊙ **CAUTION: It is DANGEROUS to confuse the fuel hose with the general purpose hose or vinyl hose.**

Never use a general purpose hose or vinyl hose in place of a fuel hose or vice versa. Always use the correct bulk part in the parts catalogue, according to the service manual or the instructions issued with the bulk part.

• Bulk part number of fuel hose, general purpose hose and vinyl hose.

(Example)

9 5 0 0 1 - 7 5 0 0 1 - 5 0 M

Bulk part number: Refers to the bulk part.

Marking code (hose type): (fuel hose and general purpose hose)

Change code (for added hose): (Vinyl hose)

- Indicates number mark or change sequence, however, the code for the bulk part must be strictly 0 (zero).

Types of code:

- Fuel hose
 - 2: Red outside braid (3 mm inside dia. only)
 - 5: Black inside braid
 - 3: Red (3 mm inside dia. only)
 - 4: Ash gray with red stripe (3 mm inside dia. only)
 - 6: Black

- Vinyl hose
 - 1: Clear
 - 2: Black
 - 3: Light red
 - 6: Light red
 - 7: Pale black

- General hose
 - 1: Ash gray
 - 2: Ash gray
 - 3: Black
 - 5: Black

Lengths: 001: 1 m (standard)
003: 3 m
008: 8 m

I.D code: (fuel hose and general purpose hose)

- 30: 3.0 mm
- 35: 3.5 mm
- 45: 4.5 mm
- 50: 5.0 mm
- 55: 5.3 mm, 5.5 mm
- 65: 6.5 mm
- 70: 7.0 mm
- 75: 7.3 mm, 7.5 mm
- 80: 8.0 mm
- 11: 11 mm
- 91: 12 mm (outside dia. 15) mm
- 92: 12 mm (outside dia. 16) mm
- 12: 12 mm (outside dia. 17) mm
- 14: 14 mm
- 17: 17 mm

ID./OD. code: (vinyl hose)

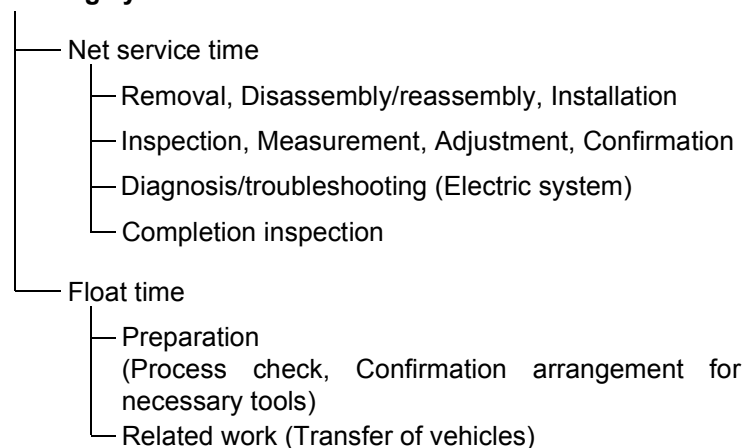
- 01: ID. 2.9, OD. 6.8 mm
- 03: ID. 3.0, OD. 6.0 mm
- 05: ID. 3.5, OD. 6.5 mm
- 07: ID. 4.0, OD. 7.0 mm
- 08: ID. 4.5, OD. 6.5 mm
- 09: ID. 4.5, OD. 8.0 mm
- 12: ID. 5.0, OD. 7.0 mm
- 10: ID. 5.0, OD. 8.0 mm
- 11: ID. 5.0, OD. 9.0 mm
- 14: ID. 6.0, OD. 9.0 mm
- 17: ID. 7.0, OD. 9.0 mm
- 19: ID. 7.0, OD. 11.0 mm
- 21: ID. 8.0, OD. 9.0 mm
- 23: ID. 8.0, OD. 12.0 mm
- 25: ID. 9.0, OD. 11.0 mm
- 27: ID. 9.0, OD. 13.0 mm
- 33: ID. 10.0, OD. 14.0 mm
- 36: ID. 11.0, OD. 13.0 mm
- 37: ID. 11.0, OD. 15.0 mm
- 38: ID. 12.0, OD. 13.0 mm
- 39: ID. 12.0, OD. 14.0 mm
- 40: ID. 12.0, OD. 16.0 mm
- 43: ID. 13.0, OD. 15.0 mm
- 45: ID. 14.0, OD. 18.0 mm
- 50: ID. 16.0, OD. 19.0 mm
- 55: ID. 17.5, OD. 20.5 mm
- 60: ID. 22.0, OD. 27.0 mm

Hose type: 1: Fuel hose
3: Vinyl hose
5: General hose

FLAT RATE SERVICE TIME

Flat rate service time (FRT) means the standard time required to service a MC, which is listed in this manual to help the dealers control the actual working process and calculate the service charge by using it as a guide.

FRT setting system



* Float time is set by multiplying the net service time by a given coefficient.

Editorial style

The service items shown in the text are listed with the exchange work time for the repair sales parts as the subject. Other representative service items not using repair parts (removal/installation, adjustment, inspection/measuring, and other work) are listed collectively in the list in the preface, classified according to the work.

FRT setting standard

- Decimal system (in unit of 0.1) is adopted to set FRT as it is convenient to calculate the wage.
Example: (0.1) → 6 minutes, (0.2) → 12 minutes
[Labor cost per hour] x [FRT] = [Wage]
- FRT is set with a hand tool.
- Service items and FRT can be subject to change depending on development of tools and service equipment and improvement in service procedure.

Work procedure

- As the work procedure is set with the work time according to the method in the separate Service Manual, refer to this Manual as required.
- Work methods permitting servicing in the shortest time still permitting assurance of safe work and product warranty are used for the setting of service items not listed in the Service Manual.
- Work basically is to be performed by one person, and when two or more people are required, setting is done as the total time for the number of people.
- The set value for the technological level of the workers uses a person with three years of experience in the repair of Honda vehicles as the standard.
- Special tools and service equipment used to set FRT are those specified or recommended in Service Manual.

Service item whose FRT is not presented

- Accessories and service parts that are not listed to use in this manual.
- Locations with little aging deterioration or breakage during normal use.
- Service work that can be finished by one touch.
- Service work that is seldom done (i.e. extremely small causes of trouble and service frequency).

* When FRT is not presented, please calculate wages based on appropriate actual work time

Operation not included of FRT

- Oil and coolant water draining, Waiting time for warming up operation and etc..
- Additional operation that involves removal/installation of standard exterior equipment.
- Indirect time spent for service by visiting the customer, trade-in, and delivery of a MC.
- Indirect time required for ordering and delivery of parts.
- Cost for grease, adhesive agent, etc. used for service work.

**Explanation of FRT by using an example
(The example may differ from the actual presented items)**

Ref. No.	L.O.N.	(Relative ref. Number) Description	F.R.T.
②	111118	(1, 3, 4, 7) CAMSHAFT 4.5	②
③	111118A	⑥ • Includes: Valve clearance adjustment Replace rocker arm add 1.0	⑤

- ① Reference No. of the illustration of part that shows location of the replacement work.
- ② FRT is an abbreviation of Flat Rate Time indicating the standard service time required for the replacement.
- ③ LON is an abbreviation of Labor Operation Number, and it is a classification of the service items by the work unit code.

The same operation code is used regardless of the models.

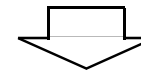
Standard operation is indicated with 6 digits code, and additional operation is indicated with 7 digits code.
- ④ Indicating the camshaft replacement and FRT4.5.
- ⑤ Indicating FRT1.0 that will be added when additional operation (replace rocker arm) is done in association with camshaft replacement.

- ⑥ Indicating work contents that are included in the service item.
- ⑦ Indicating a reference No. whose operation and time are the same as FRT4.5 for the camshaft.

(The application range is limited to the service items without an LON setting within a same block.)

**How to refer to the service item by using the sample
(camshaft replacement)**

Open to the page of the block where the camshaft's spare part illustration is shown.



Look for the camshaft illustration, and refer to the service item and FRT that agree with the reference No.

Indication mark for the listing of service items that continues to the following page

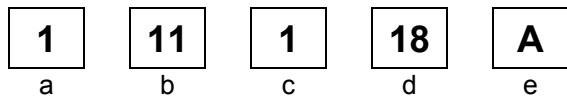
Ref. No.	L.O.N.	(Relative ref. Number) Description	F.R.T.
2	111118	CAMSHAFT	4.5
	.	.	.
	.	.	.

+
Mark indicated at the last line.

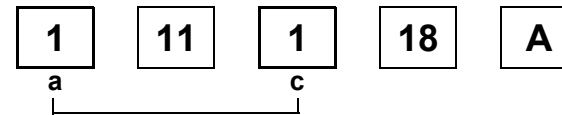
Indication of the block with no setting of FRT

Ref. No.	L.O.N.	(Relative ref. Number) Description	F.R.T.
NO INFORMATION			

• LON code system



- a) Category code..... Engine
- b) Location/function code Engine upper
- c) Operation code..... Replace
- d) Operation sequence number (Unit code can be shown with alphabet) camshaft (No regular rule of code)
- e) Additional code replace rocker arm (No regular rule of code)



a) Category codes and classification

Code	Category
1	Engine
2	Transmission
3	Fuel & Exhaust
4	Frame & Body
5	Steering/Suspension
6	Electrical
7	Wheels/Brakes
8	Controls/instrument
9	-
0	-

c) Operation codes and classification

Code	Operation category
1	Replace, Removal/Installation, Change
2	Overhaul
3	Adjust, Balance
4	(Paint-related work: Top-coat)
5	Test, Inspect/diagnose, Measurement, Check
6	(Overhaul-related work: Rebore)
7	(Overhaul-related work: Reseal)
8	(Resurface)
9	(Paint-related work: Refinish)
0	Repair, Cleaning, Air bleeding

Major service items without using spare parts

(1) Removal/Installation, (2) Adjustment, (3) Inspection/
Measurement, (4) Overhaul, (5) Other work

[E: Engine, F: Frame]

* OPERATIONS OTHER THAN REPLACING PARTS

(1) Removal and installation

Set for the configuration with the parts removed from the vehicle.

	LON	DESCRIPTION	FRT
E	1101E5	TILTING ENGINE ASSEMBLY- REMOVAL/INSTALLATION INCLUDES: All necessary adjustment	2.3
	1101E5D	TRX500FE/FM type add	0.6
	1111K0	CYLINDER HEAD ASSEMBLY- REMOVAL/INSTALLATION	1.8
	3111D6	CARBURETOR ASSEMBLY- REMOVAL/INSTALLATION	0.4
	1101E6	CRANKCASE SEPARATION INCLUDES: Engine removal and installation	5.6
	1101E6D	TRX500FE/FM type add	0.6

(2) Adjustment

	LON	DESCRIPTION	FRT
E	3113A0	CARBURETOR IDLE-ADJUSTMENT	0.1
	2123A0	CLUTCH-ADJUSTMENT	0.1
	6143A1	SPARK PLUG-ADJUSTMENT/CLEANING	0.1
	1113A0	VALVE CLEARANCE-ADJUSTMENT NOTE: For 1 vehicle	0.7
F	6163A0	HEADLIGHT-AIMING	0.1
	7103A3	TOE-IN-ADJUSTMENT	0.3
	7113A1	REAR BRAKE-ADJUSTMENT EXCLUDES: Rear brake shoe adjustment	0.1
	3113A3	THROTTLE OPERATION-ADJUSTMENT	0.1

(3) Inspection, Measurement

	LON	DESCRIPTION	FRT
E	1115A0	COMPRESSION PRESSURE-MEASUREMENT	0.2
	3115A0	CARBURETOR FLOAT LEVEL- MEASUREMENT	0.7
	6145A0	IGNITION TIMING-INSPECTION	0.2
	1135A0	ENGINE OIL-INSPECTION EXCLUDES: Oil change	0.1
F	7115A0	BRAKE OPERATION-TEST	0.1

(4) Overhaul

Work condition: The required Measurements, inspections, adjustments, and cleaning/washing of each part are performed, including the main body removal/installation work and the replacement of defective parts.

	LON	DESCRIPTION	FRT
E	311200	CARBURETOR-OVERHAUL INCLUDES: All necessary adjustment	0.9

(5) Other work

	LON	DESCRIPTION	FRT
E	1130A1	OIL FILTER SCREEN-CLEANING INCLUDES: Engine removal and installation	5.6
	1130A1B	TRX500FE/FM type add	0.6
F	3120A0	CLEANER ELEMENT-CLEANING	0.2
	7110A0	FRONT BRAKE-AIR BLEEDING	0.2

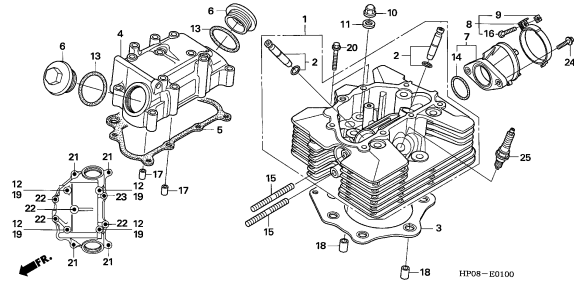
ENGINE GROUP

C10

E-1

CYLINDER HEAD

E 1

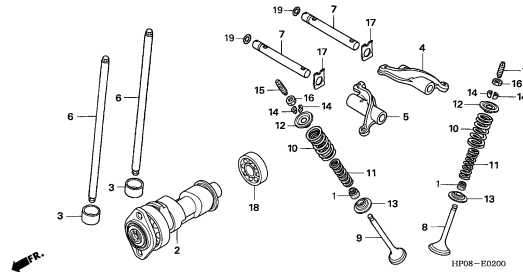


HP08-E0100

E-2

CAMSHAFT/VALVE

E 2

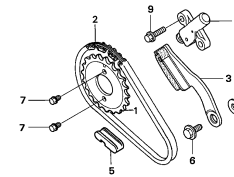


HP08-E0200

E-3

CAM CHAIN/TENSIONER

E 5

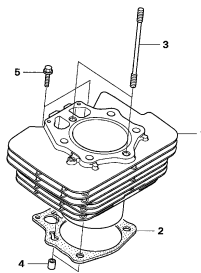


HP08-E0300

E-4

CYLINDER

E 6

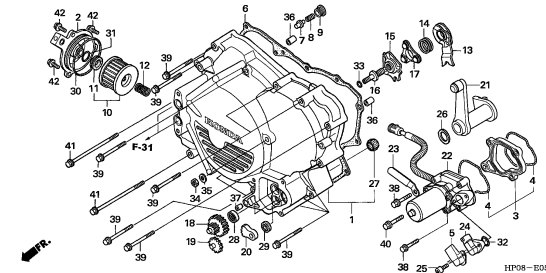


HP08-E0400

E-5

FRONT CRANKCASE COVER (TRX500FE)

E 7

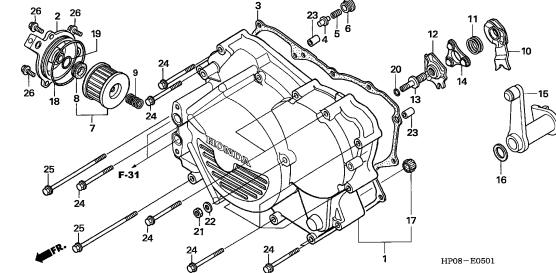


HP08-E0500

E-5-1

FRONT CRANKCASE COVER (TRX500FM/TM)

E 9

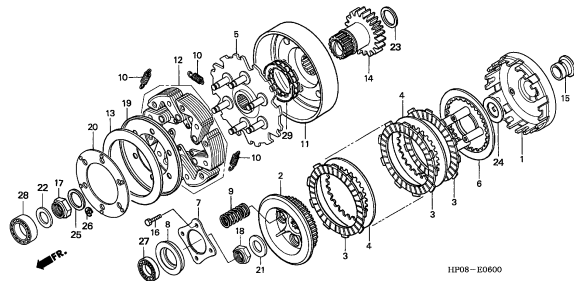


HP08-E0501

E-6

CLUTCH

E11

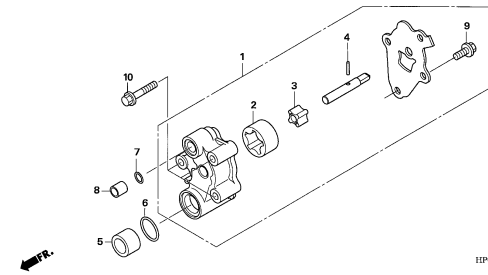


HP08-E0600

E-7

OIL PUMP

E13

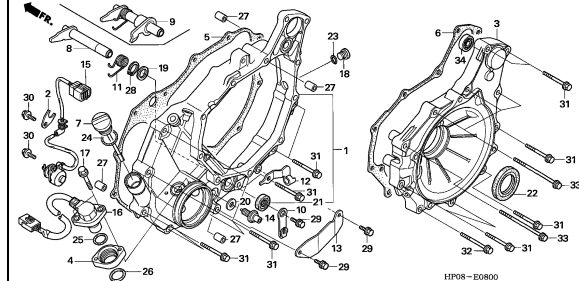


HP08-E0700

E-8

REAR CRANKCASE COVER

E14



HP08-E0800

2

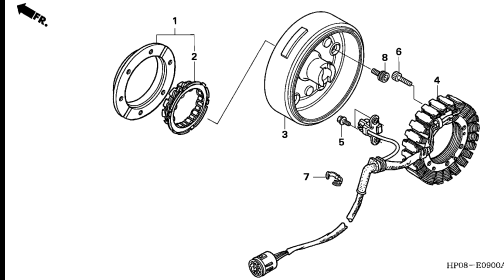
ENGINE GROUP

C11

E-9

GENERATOR

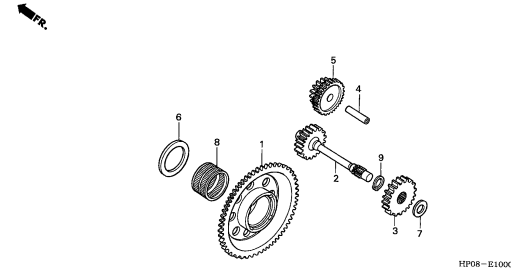
E16



E-10

STARTING GEAR

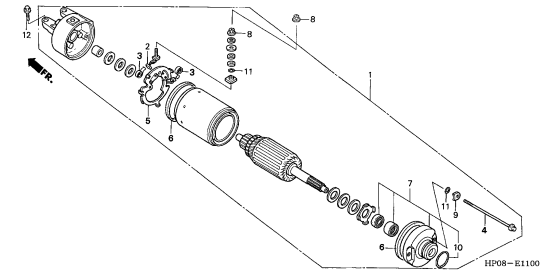
F 1



E-11

STARTING MOTOR

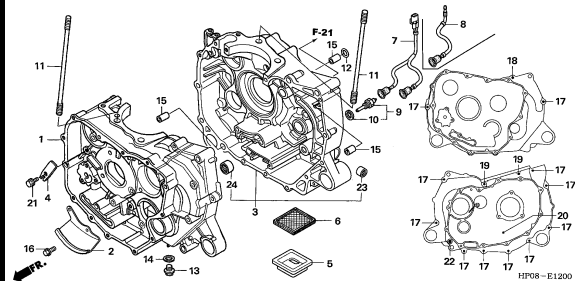
F 2



E-12

CRANKCASE

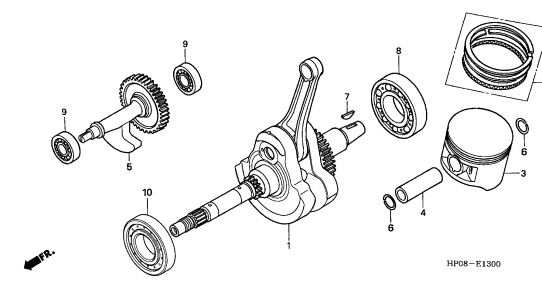
F 3



E-13

CRANKSHAFT/PISTON

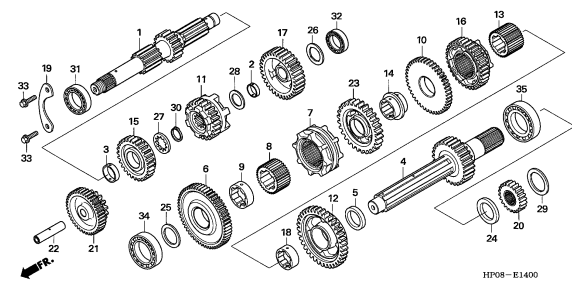
F 4



E-14

TRANSMISSION

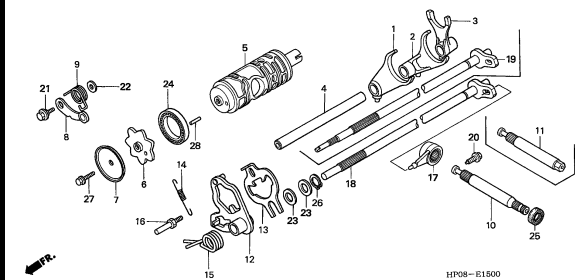
F 6



E-15

GEARSHIFT DRUM

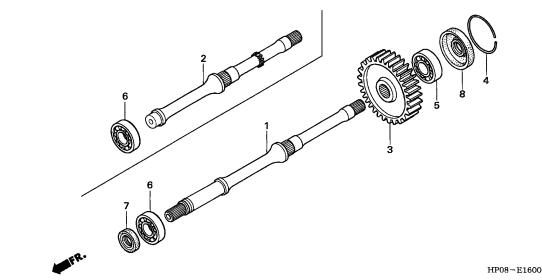
F 8



E-16

FINAL SHAFT

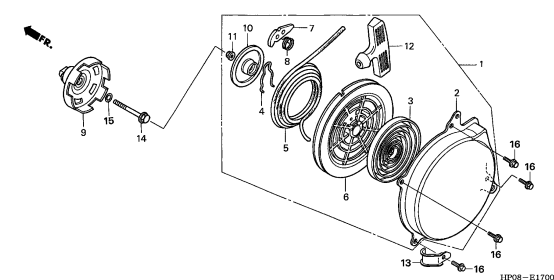
F10



E-17

RECOIL STARTER

F12



2

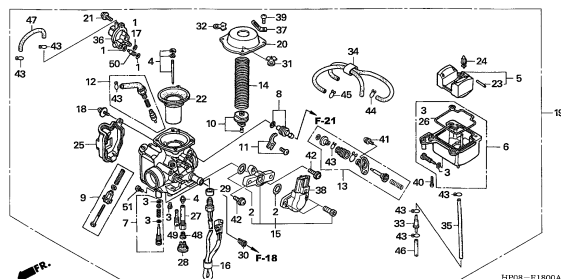
ENGINE GROUP

C12

E-18

F13

CARBURETOR

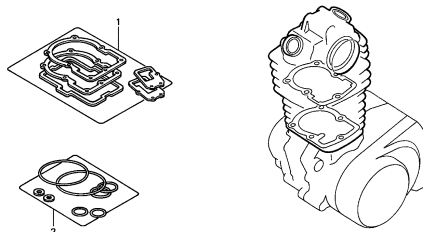


HPOW-E1800A

EOP-1

F15

GASKET KIT A

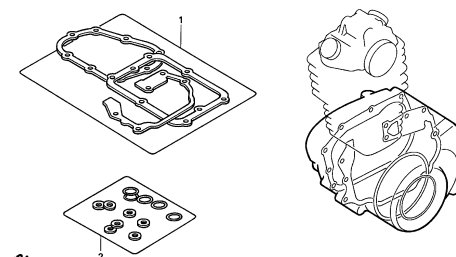


ENG1-X0001 B

EOP-2

F16

GASKET KIT B



ENG2-X0001 B

2

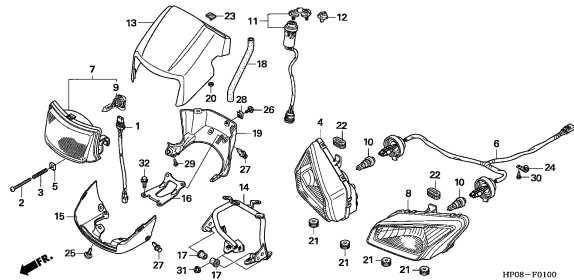
FRAME GROUP

C13

F-1

HEADLIGHT

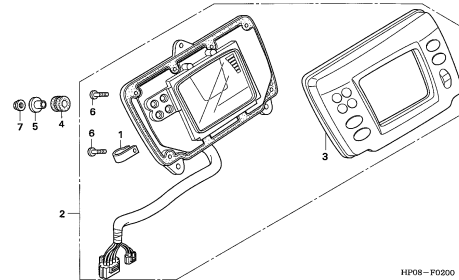
G 1



F-2

METER

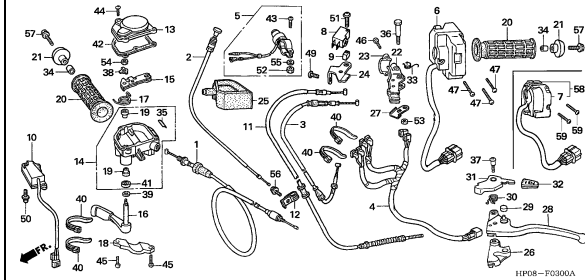
G 3



F-3

HANDLE LEVER/SWITCH/CABLE

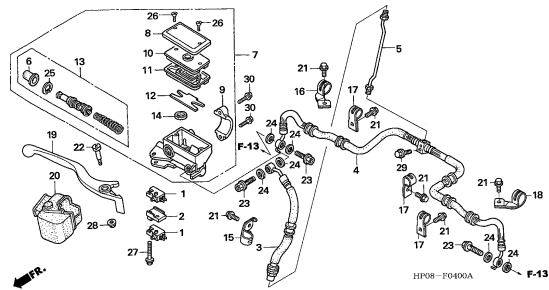
G 4



F-4

FR. BRAKE MASTER CYLINDER

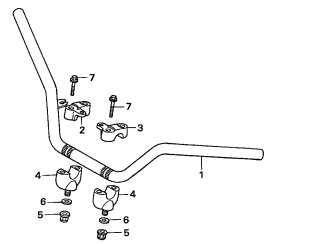
G 7



F-5

HANDLE PIPE

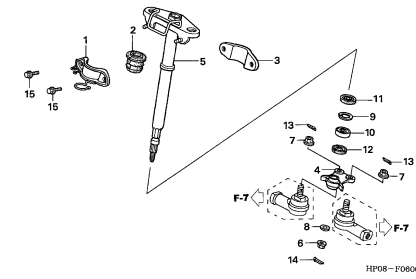
G 9



F-6

STEERING SHAFT

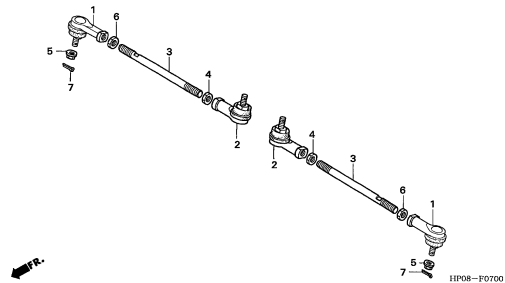
G10



F-7

TIE ROD

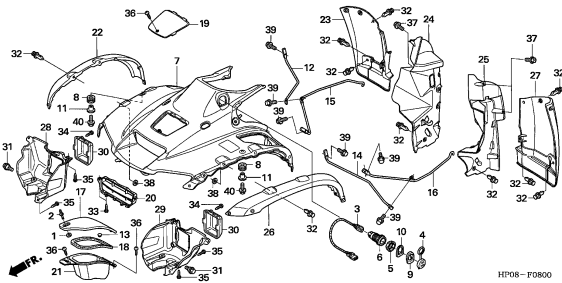
G11



F-8

FRONT FENDER

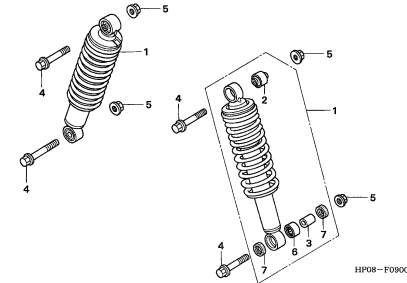
G12



F-9

FRONT CUSHION

G15



3

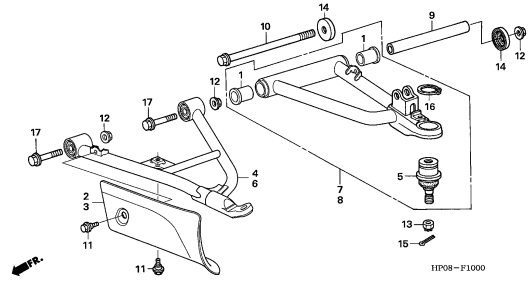
FRAME GROUP

C14

F-10

FRONT ARM

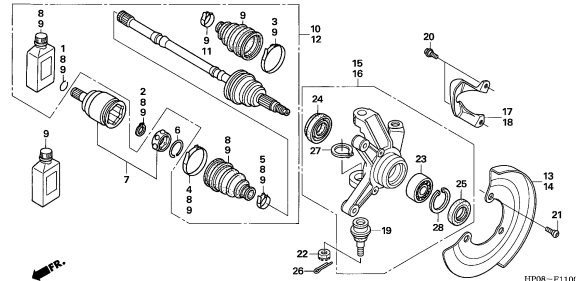
G16



F-11

KNUCKLE(TRX500FE/FM)

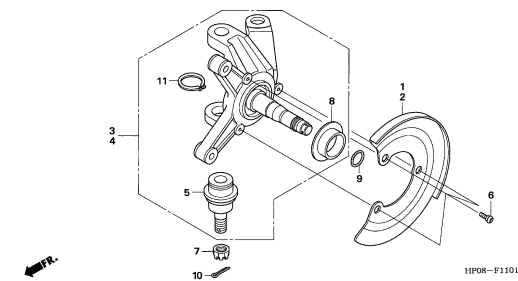
H 1



F-11-1

KNUCKLE(TRX500TM)

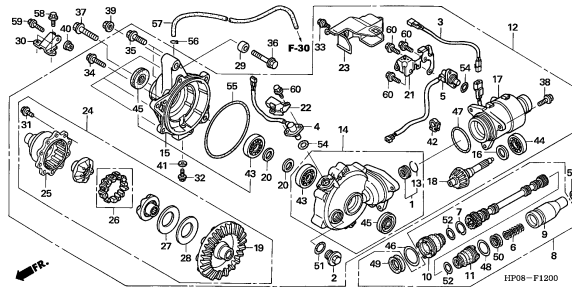
H 3



F-12

FRONT FINAL GEAR

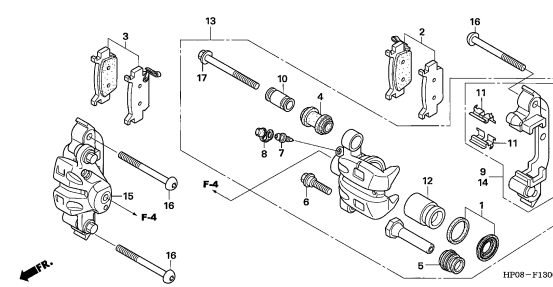
H 4



F-13

FRONT BRAKE CALIPER

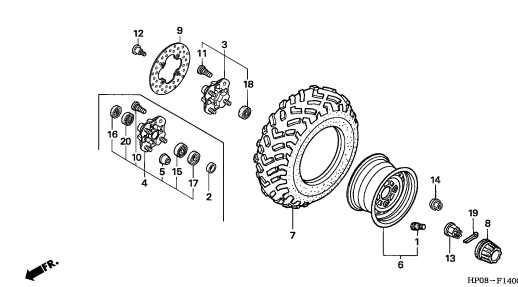
H 8



F-14

FRONT WHEEL

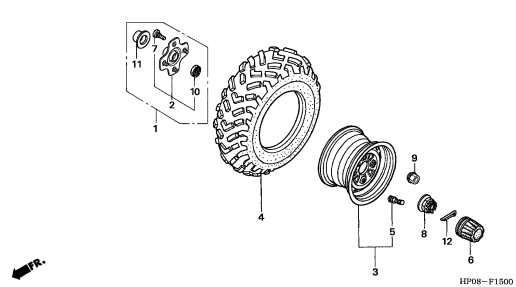
H10



F-15

REAR WHEEL

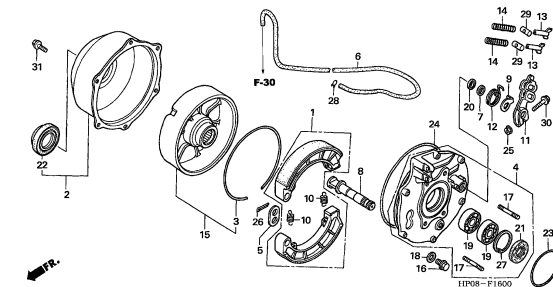
H11



F-16

REAR BRAKE PANEL

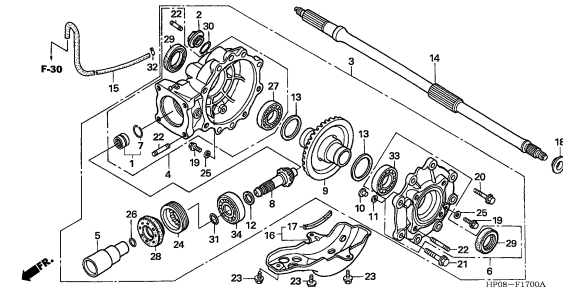
H12



F-17

FINAL DRIVEN GEAR

H14



3

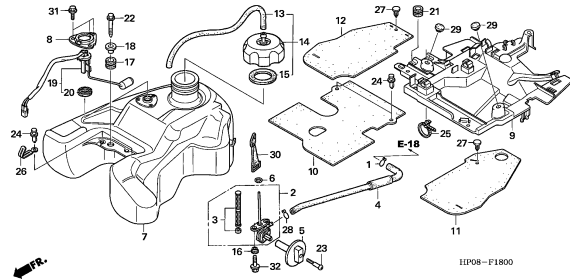
FRAME GROUP

C15

F-18

FUEL TANK

H16

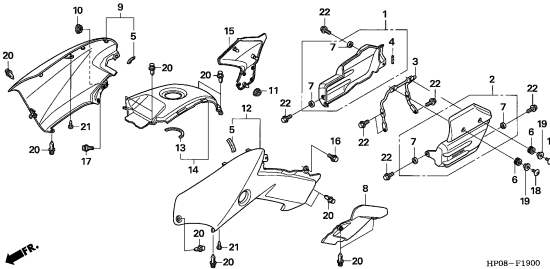


HP08-F1800

F-19

SIDE COVER

I 2

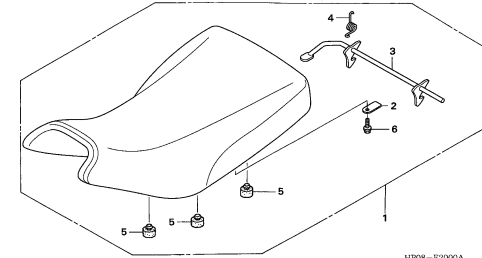


HP08-F1900

F-20

SEAT

I 4

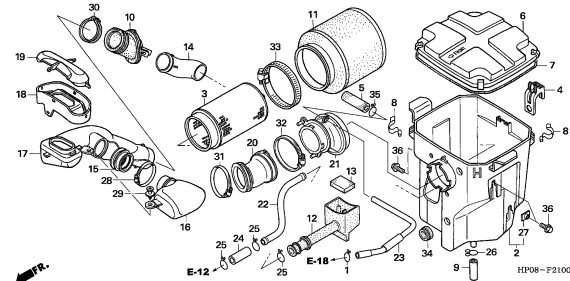


HP08-F2000A

F-21

AIR CLEANER

I 5

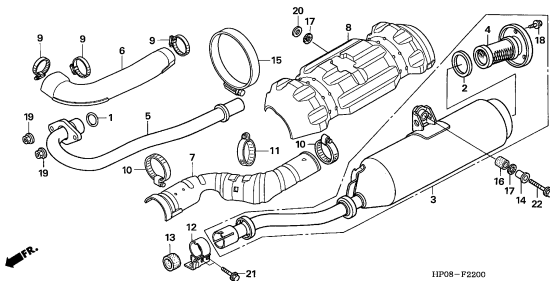


HP08-F2100

F-22

EXHAUST MUFFLER

I 7

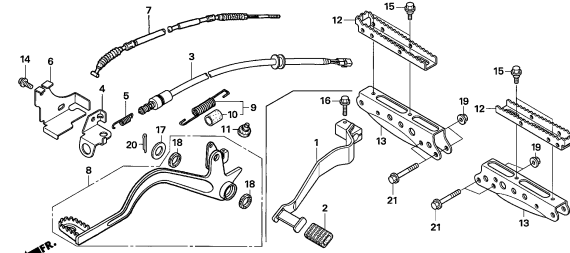


HP08-F2200

F-23

PEDAL/STEP

I 8

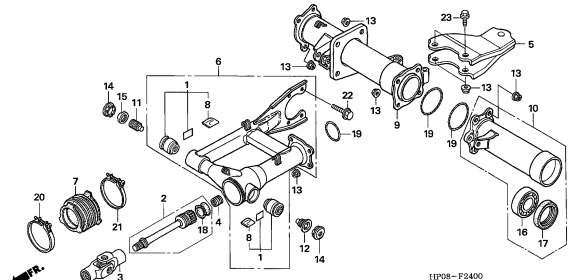


HP08-F2300

F-24

SWINGARM

I 9

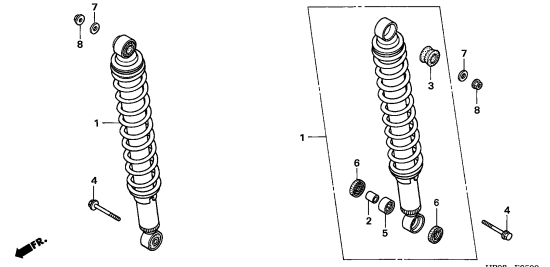


HP08-F2400

F-25

REAR CUSHION

I 11

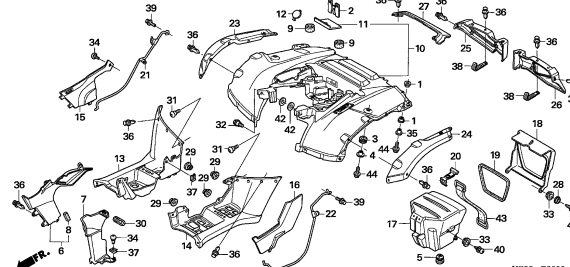


HP08-F2500

F-26

REAR FENDER

I 12



HP08-F2600

3

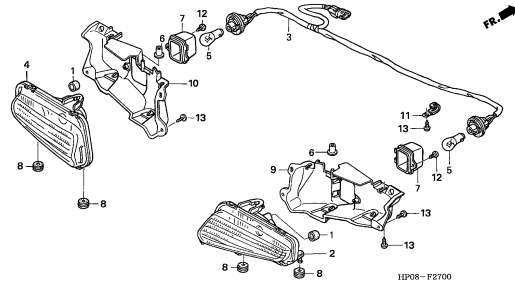
FRAME GROUP

C16

F-27

TAILLIGHT

I15

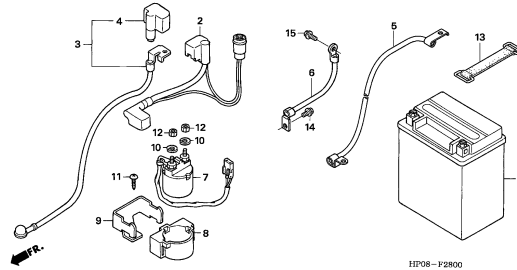


HP08-F2700

F-28

BATTERY

I16

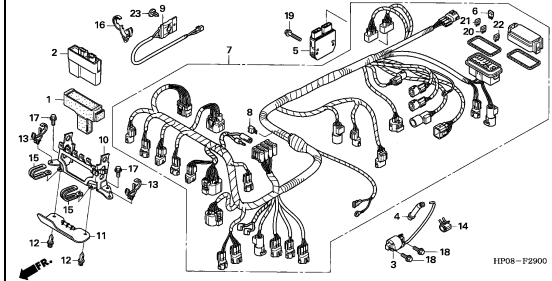


HP08-F2800

F-29

WIRE HARNESS

J 1

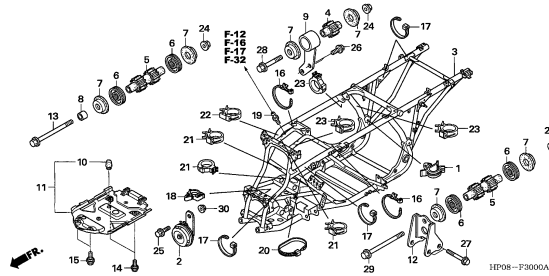


HP08-F2900

F-30

FRAME BODY

J 3

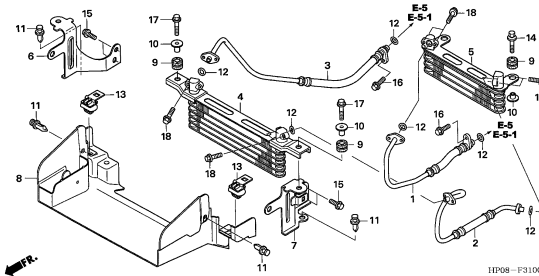


HP08-F3000A

F-31

OIL COOLER

J 5

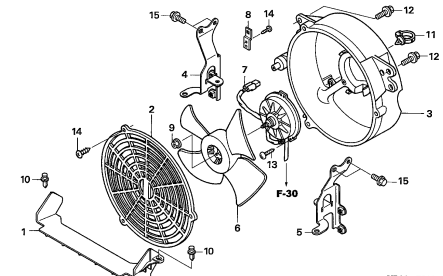


HP08-F3100A

F-32

COOLING FAN

J 6

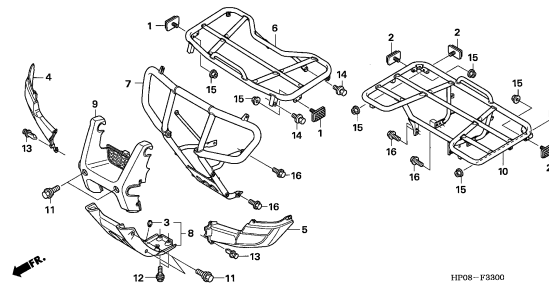


HP08-F3200

F-33

CARRIER

J 7

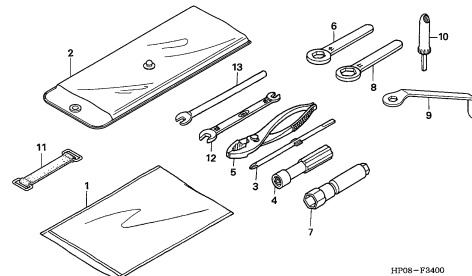


HP08-F3300

F-34

TOOLS

J 8

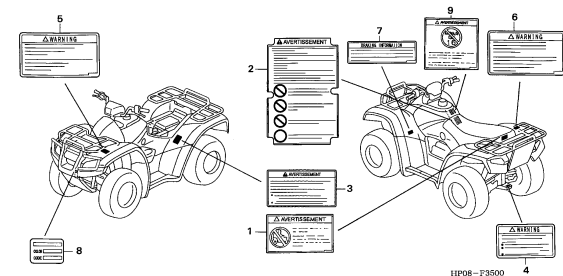


HP08-F3400

F-35

CAUTION LABEL

J 9



HP08-F3500

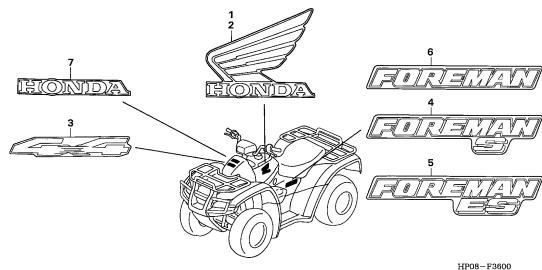
FRAME GROUP

D 1

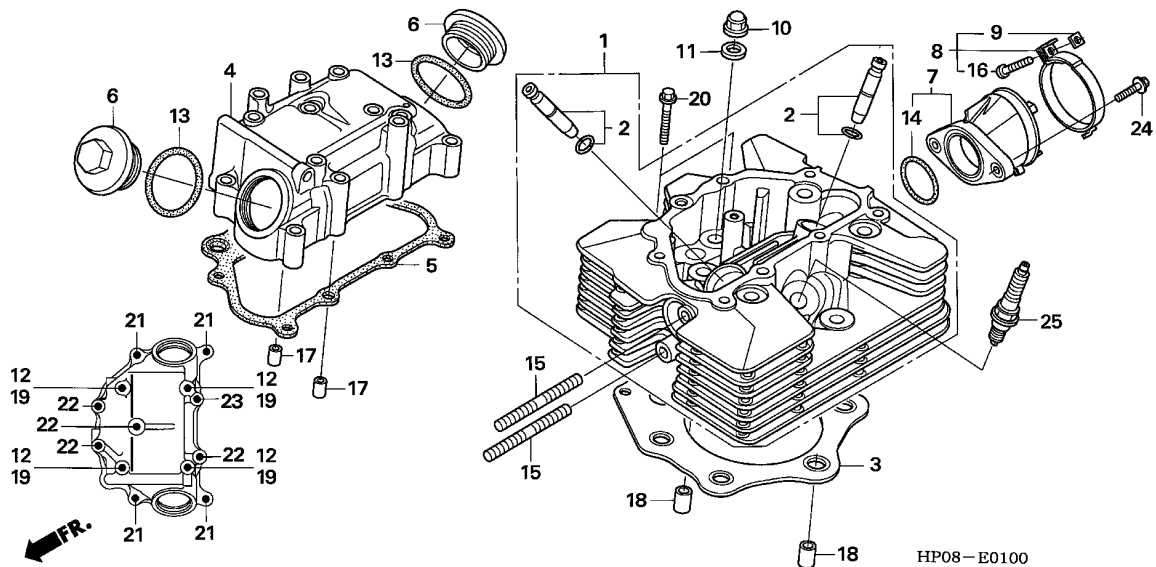
F-36

J11

MARK

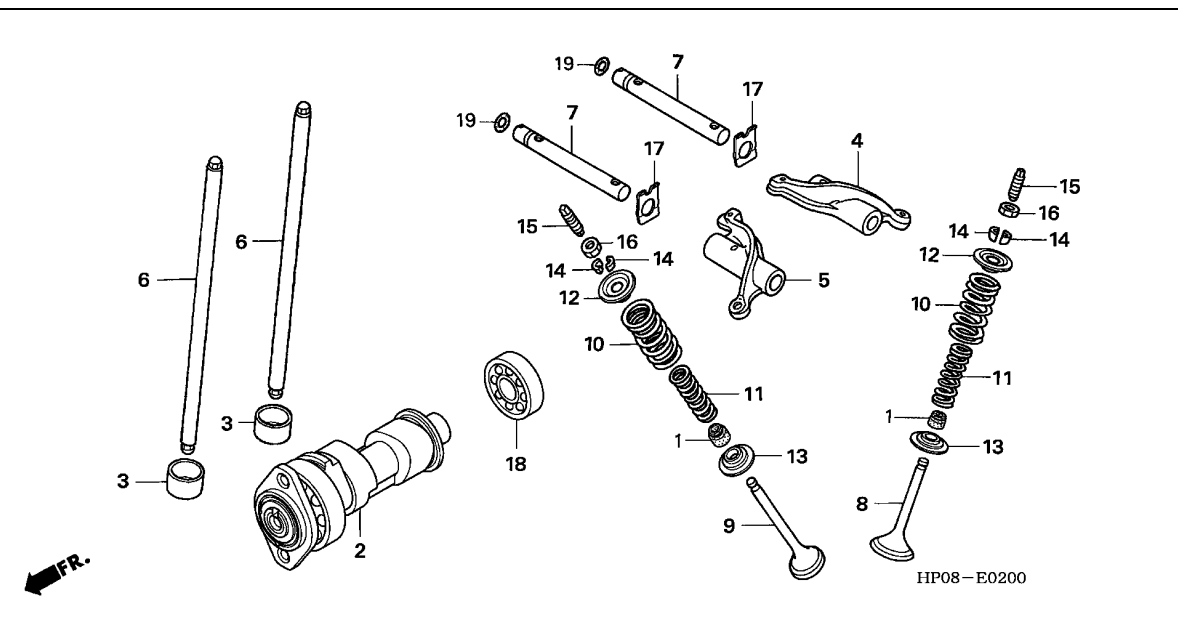


3



Ref. No.	L.O.N.	(Relative ref. Number) Description	F.R.T.
1	111106	HEAD, CYLINDERINCLUDES: Valve clearance adjustment and reface	2.6
2	1111L9	GUIDE, INTAKE VALVE(ONE)	2.6
	1111M0	GUIDE, EXHAUST VALVE(ONE)INCLUDES: Reaming	2.6
	1111M9	GUIDE, VALVE :FOR 1 VEHICLE .. .INCLUDES: Reaming	2.9
3	111115	GASKET, CYLINDER HEAD	1.8
4	1111C4	COVER, CYLINDER HEAD	0.8
5	1111D2	GASKET, CYLINDER HEAD COVER .. (14)	0.7
7	311131	INSULATOR, THROTTLE BODY/ CARBURETOR	0.4
25	614130	PLUG, SPARK	0.1

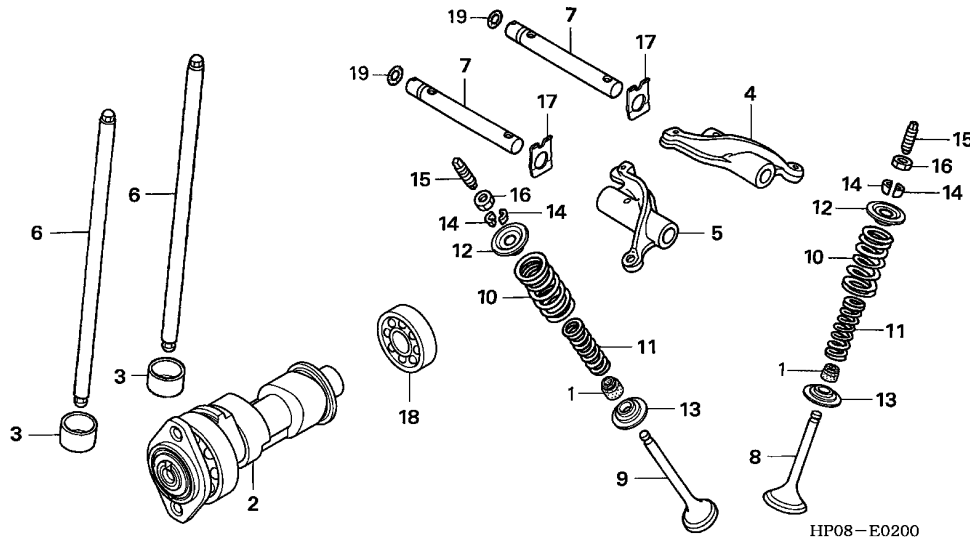
Ref. No.	Part No.	Description	Reqd. QTY						Serial No.	Parts catalogue code
			TRX500FE		TRX500FM		TRX500TM			
			5	6	5	6	5	6		
1	12200-HP0-A01	HEAD COMP., CYLINDER	1	1	1	1	1	1		
2	12204-HP0-305	GUIDE ASSY., VALVE (O.S.) ...	2	2	2	2	2	2		
3	12251-HP0-A00	GASKET, CYLINDER HEAD	1	1	1	1	1	1		
	12252-HP0-305	GASKET, CYLINDER HEAD (O.S.)	(1)	(1)	(1)	(1)	(1)	(1)		
4	12310-HP0-A00	COVER COMP., CYLINDER HEAD ..	1	1	1	1	1	1		
5	12315-HP0-A00	GASKET, HEAD COVER	1	1	1	1	1	1		
6	12361-028-000	CAP, TAPPET ADJUSTING HOLE ..	2	2	2	2	2	2		
7	16210-HP0-A00	INSULATOR COMP., CARBURETOR ..	1	1	1	1	1	1		
8	16217-MW4-000	BAND A, INSULATOR	1	1	1	1	1	1		
9	16222-MV4-300	NUT, SQUARE, 5MM	1	1	1	1	1	1		
10	90202-HA0-000	NUT, FLANGE CAP, 10MM	6	6	6	6	6	6		
11	90401-KF9-900	WASHER, PLAIN, 10MM	6	6	6	6	6	6		
12	90441-706-000	WASHER, SEALING, 6MM	4	4	4	4	4	4		
13	91302-943-003	O-RING, 33.5X3	2	2	2	2	2	2		
14	91352-MG2-792	O-RING, 39.5X2.6	1	1	1	1	1	1		
15	92900-08025-0B	BOLT, STUD, 8X25	2	2	2	2	2	2		
16	93500-05025-0G	SCREW, PAN, 5X25	1	1	1	1	1	1		
17	94301-08140	DOWEL PIN, 8X14	2	2	2	2	2	2		
18	94301-12160	PIN A, DOWEL, 12X16	2	2	2	2	2	2		
19	95701-06028-00	BOLT, FLANGE, 6X28	4	4	4	4	4	4		
20	95701-06032-00	BOLT, FLANGE, 6X32	2	2	2	2	2	2		
21	95701-06040-00	BOLT, FLANGE, 6X40	4	4	4	4	4	4		
22	95701-06065-00	BOLT, FLANGE, 6X65	4	4	4	4	4	4		
23	95701-06075-00	BOLT, FLANGE, 6X75	1	1	1	1	1	1		
24	96001-06022-00	BOLT, FLANGE, 6X22	2	2	2	2	2	2		
25	98079-5514E	PLUG, SPARK (BKR5E-11)(NGK) ..	1	1	1	1	1	1		



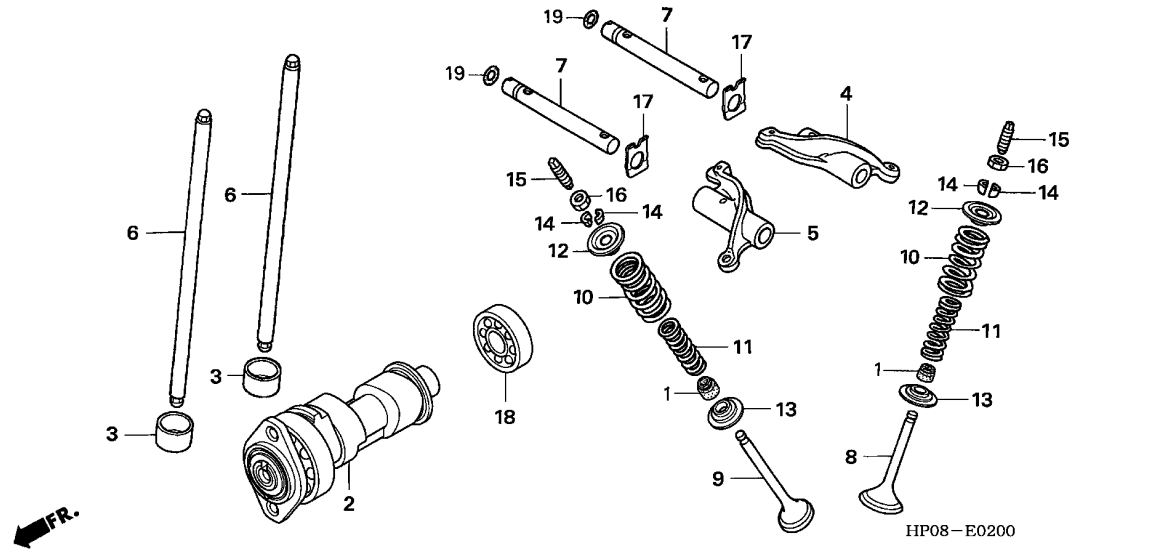
Ref. No.	L.O.N.	(Relative ref. Number) Description	F.R.T.
2	111118	CAMSHAFTINCLUDES: Valve clearance adjustment .TRX500FE type add (7)	3.5
4	1111K8	ARM, INTAKE VALVE ROCKER(ONE) .NOTE: Same time for two units .INCLUDES: Valve clearance adjustment	0.8
	1111L8	ARM, VALVE ROCKER :FOR 1 VEHICLEINCLUDES: Valve clearance adjustment	0.8
5	1111K9	ARM, EXHAUST VALVE ROCKER(ONE) .NOTE: Same time for two units .INCLUDES: Valve clearance adjustment	0.8
	1111L8	ARM, VALVE ROCKER :FOR 1 VEHICLEINCLUDES: Valve clearance adjustment	0.8
6	111165	ROD, VALVE PUSHNOTE: Same time for two units	0.7

Ref. No.	Part No.	Description	Reqd. QTY						Serial No.	Parts catalogue code
			TRX500FE		TRX500FM		TRX500TM			
			5	6	5	6	5	6		
1	12208-MBB-003	SEAL, EX. VALVE STEM	2	2	2	2	2	2		
2	14100-HP0-A00	CAMSHAFT COMP.	1	1	1	1	1	1		
3	14421-HM7-000	FOLLOWER, CAM	2	2	2	2	2	2		
4	14431-HN6-000	ARM, IN. VALVE ROCKER	1	1	1	1	1	1		
5	14432-HN6-000	ARM, EX. VALVE ROCKER	1	1	1	1	1	1		
6	14440-HP0-A00	ROD COMP., PUSH	2	2	2	2	2	2		
7	14451-HP0-A00	SHAFT, ROCKER ARM	2	2	2	2	2	2		
8	14711-HP0-A00	VALVE, IN.	1	1	1	1	1	1		
9	14721-HP0-A00	VALVE, EX.	1	1	1	1	1	1		
10	14751-HP0-A00	SPRING, VALVE OUTER	2	2	2	2	2	2		
11	14761-HP0-A00	SPRING, VALVE INNER	2	2	2	2	2	2		
12	14771-HP0-A00	RETAINER, VALVE SPRING	2	2	2	2	2	2		
13	14775-HP0-A00	SEAT, VALVE SPRING	2	2	2	2	2	2		
14	14781-MBB-003	COTTER, VALVE	4	4	4	4	4	4		
15	90012-426-000	SCREW, TAPPET ADJUSTING	2	2	2	2	2	2		
16	90206-250-000	NUT, TAPPET ADJUSTING	2	2	2	2	2	2		
17	90402-HN6-000	WASHER, SPRING	2	2	2	2	2	2		
18	91004-HN0-671	BEARING, RADIAL BALL, 6203 ..	1	1	1	1	1	1		
19	91303-428-003	O-RING, 7.7X2.5	2	2	2	2	2	2		



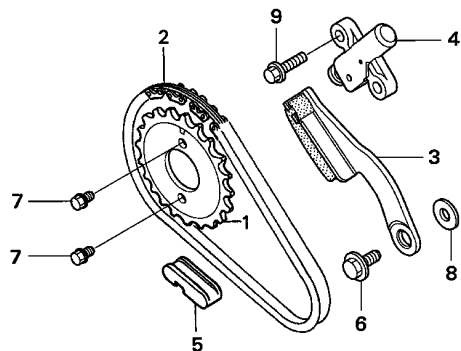


Ref. No.	L.O.N.	(Relative ref. Number) Description	F.R.T.
+ 6		.INCLUDES: Valve clearance adjustment	
8	1111N0	VALVE, INTAKE(ONE)INCLUDES: Refacing .EXCLUDES: Valve guide replacement	2.1
	1111P0	VALVE :FOR 1 VEHICLEINCLUDES: Refacing .EXCLUDES: Valve guide replacement	2.3
9	1111N1	VALVE, EXHAUST(ONE)INCLUDES: Refacing .EXCLUDES: Valve guide replacement	2.1
	1111P0	VALVE :FOR 1 VEHICLEINCLUDES: Refacing .EXCLUDES: Valve guide replacement	2.3
10		(1,11,12,13,14)	
	1111P2	SPRING AND/OR STEM SEAL, INTAKE VALVE(ONE) 1.9	
	1111P3	SPRING AND/OR STEM SEAL, EXHAUST VALVE(ONE) 1.9	
	1111Q2	SPRING AND/OR STEM SEAL, VALVE :FOR 1 VEHICLE 2.0	



Ref. No.	L.O.N.	(Relative ref. Number) Description	F.R.T.
18	1111Q5	BEARING, CAMSHAFTINCLUDES: Engine removal and installation	5.8
	1111Q5B	.TRX500FE/FM type add	0.6



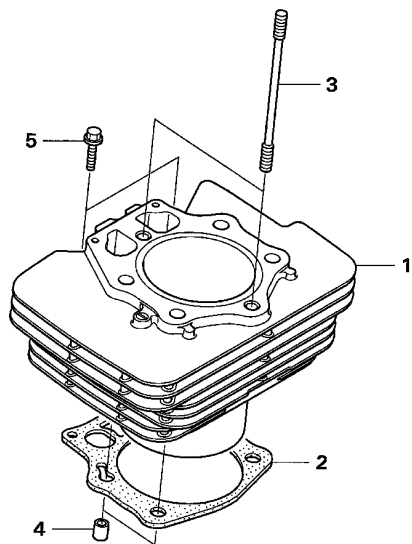


FR.

HP08-E0300

Ref. No.	L.O.N.	(Relative ref. Number) Description	F.R.T.
1	1111Q4	SPROCKET, CAM	2.0
	1111Q4A	.TRX500FE type add	0.2
2	110140	CHAIN, CAM	2.6
	110140G	.TRX500FE type add	0.2
3	111130	TENSIONER, CAM CHAIN	1.9
	111130F	.TRX500FE type add	0.2
4	111133	LIFTER, TENSIONER	1.7
	111133A	.TRX500FE type add	0.2
5	111139	GUIDE, CAM CHAIN	1.9
	111139G	.TRX500FE type add	0.2

Ref. No.	Part No.	Description	Reqd. QTY						Serial No.	Parts catalogue code
			TRX500FE		TRX500FM		TRX500TM			
			5	6	5	6	5	6		
1	14321-HP0-A00	SPROCKET, CAM (38T)	1	1	1	1	1	1		
2	14401-HP0-A01	CHAIN, CAM (BORG WARNER)	1	1	1	1	1	1		
3	14510-HP0-A00	TENSIONER COMP., CAM CHAIN ..	1	1	1	1	1	1		
4	14540-HN5-671	ADJUSTER, TENSIONER	1	1	1	1	1	1		
5	14621-HP0-A00	GUIDE, CAM CHAIN	1	1	1	1	1	1		
6	90023-MR5-670	BOLT, GEARSHIFT DRUM STOPPER ARM PIVOT	1	1	1	1	1	1		
7	90082-HA0-000	BOLT, FLANGE KNOCK, 7X10.5 ..	2	2	2	2	2	2		
8	90417-360-000	WASHER, DRUM STOPPER	1	1	1	1	1	1		
9	95701-06022-00	BOLT, FLANGE, 6X22	2	2	2	2	2	2		

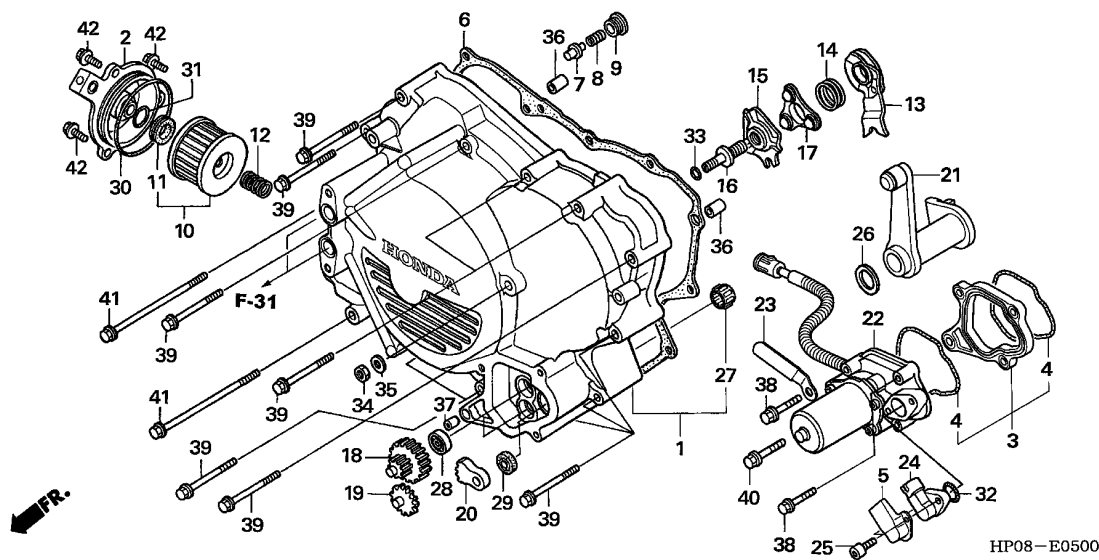


HP08-E0400

Ref. No.	L.O.N.	(Relative ref. Number) Description	F.R.T.
1	1111A5	CYLINDER	2.3
2	111102	GASKET, CYLINDER	2.1

Ref. No.	Part No.	Description	Reqd. QTY						Serial No.	Parts catalogue code
			TRX500FE		TRX500FM		TRX500TM			
			5	6	5	6	5	6		
1	12100-HP0-A00	CYLINDER COMP.	1	1	1	1	1	1		
2	12191-HP0-A00	GASKET, CYLINDER	1	1	1	1	1	1		
3	90033-HP0-A00	BOLT, STUD, 10X85	2	2	2	2	2	2		
4	94301-12160	PIN A, DOWEL, 12X16	2	2	2	2	2	2		
5	95701-06032-00	BOLT, FLANGE, 6X32	2	2	2	2	2	2		

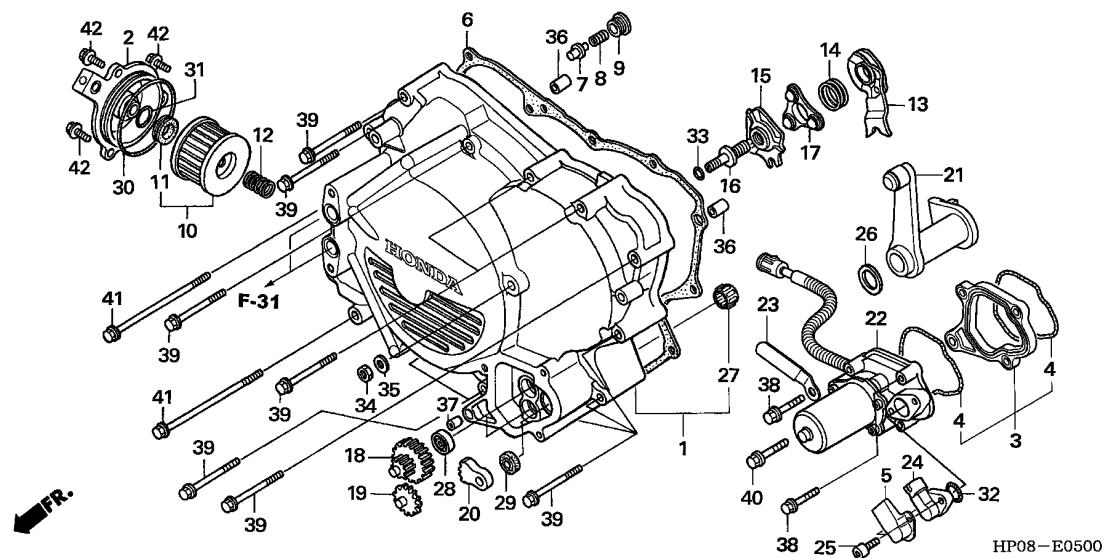




Ref. No.	L.O.N.	(Relative ref. Number) Description	F.R.T.
1	1101A7	COVER, CRANKCASE :FRONT	2.0
6	1101A4	GASKET, CRANKCASE COVER :FRONT (2,30)	1.7
10	113127	ELEMENT, OIL FILTER	0.2
13		(14,17)	
	2121A9	PLATE, CLUTCH CAM	1.7
15	2121C5	PLATE, CLUTCH CAM LIFTER	1.8
16	2121E3	SCREW, CLUTCH ADJUSTING	1.8
18		(19)	
	110111	GEAR, REDUCTION	0.6
		.NOTE: Same time for two units	
21	2101E2	ARM, SUB GEARSHIFT SPINDLE ...	1.7
22	2101B8	MOTOR, SHIFT CONTROL	0.5
24	617117	SENSOR, ANGLE	0.3
27	1101E0	BEARING, GEARSHIFT SPINDLE ...	1.9
28	2101D8	BEARING, REDUCTION GEAR :FRONT	1.8

Ref. No.	Part No.	Description	Reqd. QTY						Serial No.	Parts catalogue code
			TRX500FE		TRX500FM		TRX500TM			
			5	6	5	6	5	6		
1	11330-HP0-A10	COVER COMP., FR. CRANKCASE ..	1	1	-	-	-	-		
2	11333-HP0-A00	COVER COMP., OIL FILTER	1	1	-	-	-	-		
3	11334-HP0-A10	SPACER COMP., BRACKET	1	1	-	-	-	-		
4	11336-HN0-A10	O-RING	2	2	-	-	-	-		
5	11339-HP0-A10	PROTECTOR, ANGLE SENSOR	1	1	-	-	-	-		
6	11394-HP0-A00	GASKET, FR. CRANKCASE COVER ..	1	1	-	-	-	-		
7	15231-HP0-A00	VALVE, RELIEF	1	1	-	-	-	-		
8	15232-HM3-670	SPRING, RELIEF VALVE	1	1	-	-	-	-		
9	15235-HP0-A00	CAP, RELIEF VALVE	1	1	-	-	-	-		
10	15412-HM5-A10	ELEMENT, OIL FILTER	1	1	-	-	-	-		
11	15413-MC8-000	RUBBER, FILTER	1	1	-	-	-	-		
12	15414-KFO-000	SPRING, OIL FILTER ELEMENT								
		SETTING	1	1	-	-	-	-		
13	22820-HP0-A00	PLATE COMP., CLUTCH CAM	1	1	-	-	-	-		
14	22825-HN0-671	SPRING, CAM PLATE SIDE	1	1	-	-	-	-		
15	22830-HP0-A00	PLATE COMP., CLUTCH LIFTER ..	1	1	-	-	-	-		
16	22841-HP0-A00	BOLT, CLUTCH ADJUSTING	1	1	-	-	-	-		
17	22860-HB3-000	RETAINER COMP., BALL	1	1	-	-	-	-		
18	24616-HN0-771	GEAR, REDUCTION (40T/12T) ...	1	1	-	-	-	-		
19	24615-HN0-771	GEAR, REDUCTION (41T/10T) ...	1	1	-	-	-	-		
20	24617-HN0-771	GEAR, REDUCTION (7/43T)	1	1	-	-	-	-		
21	24670-HP0-A10	ARM COMP., SUB GEARSHIFT								
		SPINDLE	1	1	-	-	-	-		
22	31300-HP0-A11	MOTOR ASSY., CONTROL	1	1	-	-	-	-		
23	32901-MA1-000	CLIP, SUB CORD	1	1	-	-	-	-		



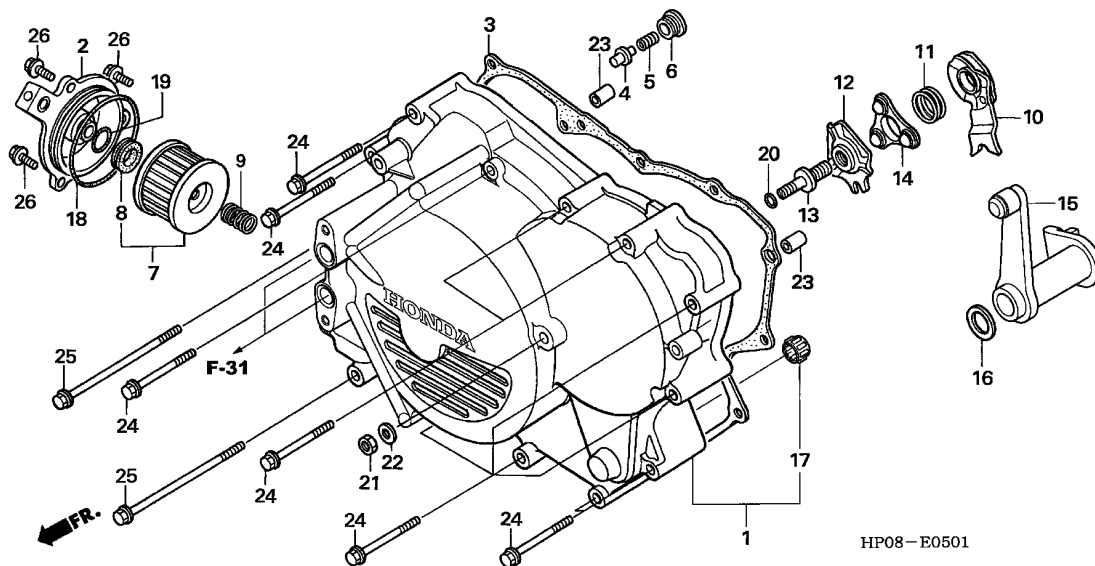


Ref. No.	Part No.	Description	Reqd. QTY						Serial No.	Parts catalogue code
			TRX500FE		TRX500FM		TRX500TM			
			5	6	5	6	5	6		
24	38800-HP0-A11	SENSOR ASSY., ANGLE	1	1	-	-	-	-		
25	90116-KCY-671	BOLT, SOCKET, 5X20	2	2	-	-	-	-		
26	90413-GEO-000	WASHER, 10X21.5	1	1	-	-	-	-		
27	91021-HN0-671	BEARING, NEEDLE, 10X14X10 ...	1	1	-	-	-	-		
28	91060-HN0-A11	BEARING, RADIAL BALL, 626ZZ ..	2	2	-	-	-	-		
29	91201-KM1-005	OIL SEAL, 10X20X5 (ARAI)	1	1	-	-	-	-		
30	91302-KFO-003	O-RING, 54X2.4 (ARAI)	1	1	-	-	-	-		
31	91303-HA0-004	O-RING, 11X1.9 (NOK)	1	1	-	-	-	-		
32	91308-HN0-A10	O-RING, ANGLE SENSOR	1	1	-	-	-	-		
33	91308-MC7-000	O-RING, 8.2X1.5	1	1	-	-	-	-		
34	94030-08000	NUT, HEX., 8MM	1	1	-	-	-	-		
35	94102-08800	WASHER, PLAIN, 8MM	1	1	-	-	-	-		
36	94301-08140	DOWEL PIN, 8X14	2	2	-	-	-	-		
37	94301-08200	DOWEL PIN, 8X20	1	1	-	-	-	-		
38	95701-06045-00	BOLT, FLANGE, 6X45	3	3	-	-	-	-		
39	95701-06055-00	BOLT, FLANGE, 6X55	11	11	-	-	-	-		
40	95701-06055-08	BOLT, FLANGE, 6X55	1	1	-	-	-	-		
41	95701-06090-00	BOLT, FLANGE, 6X90	2	2	-	-	-	-		
42	96001-06018-00	BOLT, FLANGE, 6X18	3	3	-	-	-	-		

E-5-1

FRONT CRANKCASE COVER (TRX500FM/TM)

E 9



Ref. No.	L.O.N.	(Relative ref. Number) Description	F.R.T.
1	1101A7	COVER, CRANKCASE :FRONT	1.7
3	1101A4	GASKET, CRANKCASE COVER :FRONT (2)	1.5
7	113127	ELEMENT, OIL FILTER	0.2
10		(11,14)	
	2121A9	PLATE, CLUTCH CAM	1.5
12	2121C5	PLATE, CLUTCH CAM LIFTER	1.6
13	2121E3	SCREW, CLUTCH ADJUSTING	1.6
15	2101E2	ARM, SUB GEARSHIFT SPINDLE ...	1.5
17	1101E0	BEARING, GEARSHIFT SPINDLE ...	1.7

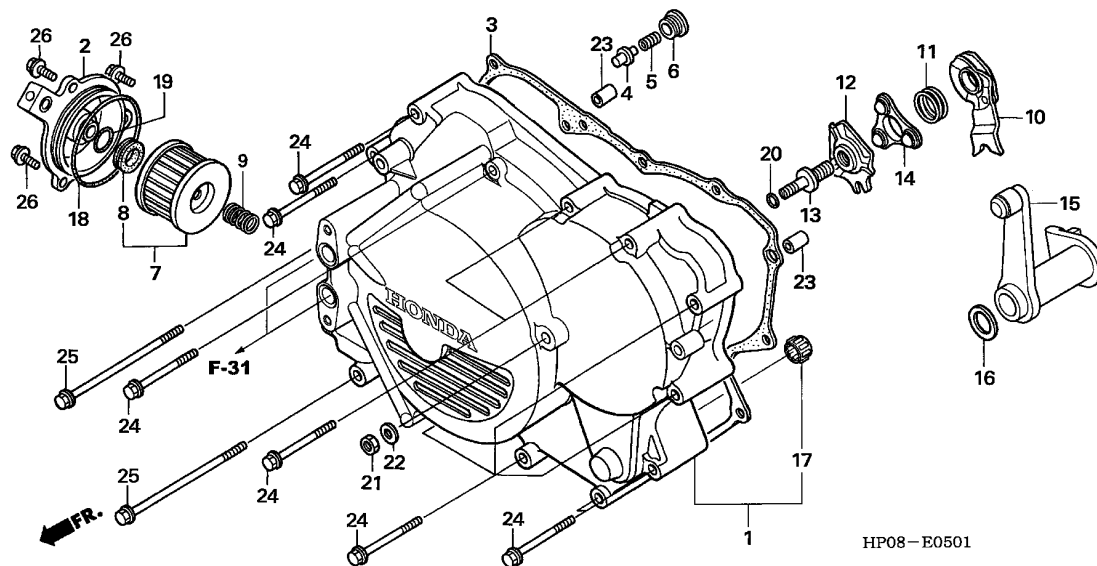
2

Ref. No.	Part No.	Description	Reqd. QTY						Serial No.	Parts catalogue code
			TRX500FE		TRX500FM		TRX500TM			
			5	6	5	6	5	6		
1	11330-HP0-A00	COVER COMP., FR. CRANKCASE ..	-	-	1	1	1	1		
2	11333-HP0-A00	COVER COMP., OIL FILTER	-	-	1	1	1	1		
3	11394-HP0-A00	GASKET, FR. CRANKCASE COVER ..	-	-	1	1	1	1		
4	15231-HP0-A00	VALVE, RELIEF	-	-	1	1	1	1		
5	15232-HM3-670	SPRING, RELIEF VALVE	-	-	1	1	1	1		
6	15235-HP0-A00	CAP, RELIEF VALVE	-	-	1	1	1	1		
7	15412-HM5-A10	ELEMENT, OIL FILTER	-	-	1	1	1	1		
8	15413-MC8-000	RUBBER, FILTER	-	-	1	1	1	1		
9	15414-KF0-000	SPRING, OIL FILTER ELEMENT								
		SETTING			1	1	1	1		
10	22820-HP0-A00	PLATE COMP., CLUTCH CAM	-	-	1	1	1	1		
11	22825-HN0-671	SPRING, CAM PLATE SIDE	-	-	1	1	1	1		
12	22830-HP0-A00	PLATE COMP., CLUTCH LIFTER ..	-	-	1	1	1	1		
13	22841-HP0-A00	BOLT, CLUTCH ADJUSTING	-	-	1	1	1	1		
14	22860-HB3-000	RETAINER COMP., BALL	-	-	1	1	1	1		
15	24670-HP0-A00	ARM COMP., SUB GEARSHIFT								
		SPINDLE	-	-	1	1	1	1		
16	90413-GE0-000	WASHER, 10X21.5	-	-	1	1	1	1		
17	91021-HN0-671	BEARING, NEEDLE, 10X14X10 ...	-	-	1	1	1	1		
18	91302-KF0-003	O-RING, 54X2.4(ARAI)	-	-	1	1	1	1		
19	91303-HA0-004	O-RING, 11X1.9(NOK)	-	-	1	1	1	1		
20	91308-MC7-000	O-RING, 8.2X1.5	-	-	1	1	1	1		
21	94030-08000	NUT, HEX., 8MM	-	-	1	1	1	1		
22	94102-08800	WASHER, PLAIN, 8MM	-	-	1	1	1	1		
23	94301-08140	DOWEL PIN, 8X14	-	-	2	2	2	2		

E-5-1

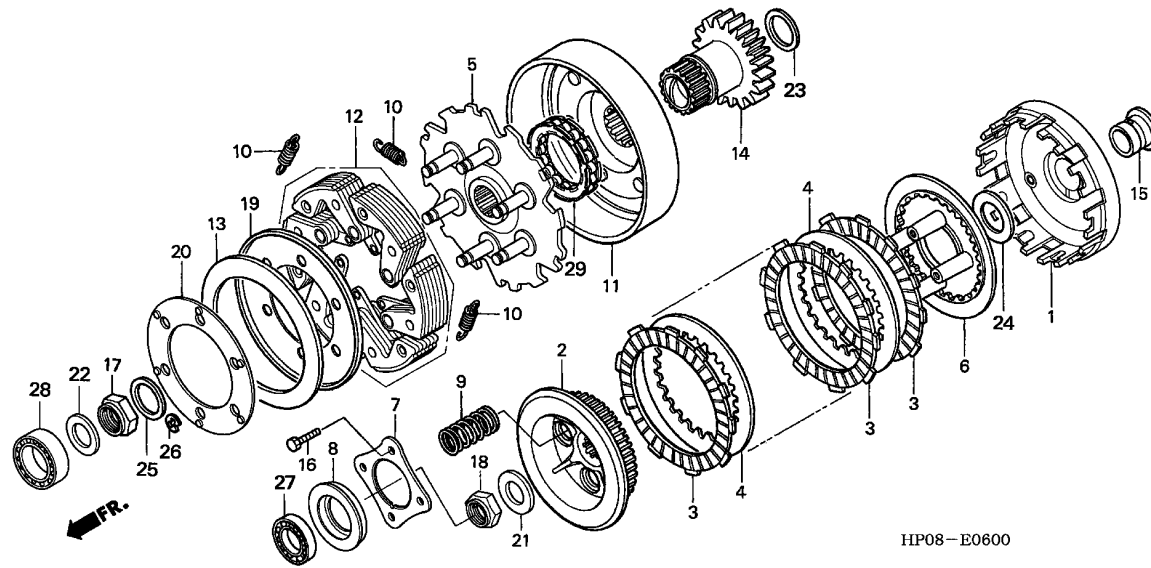
FRONT CRANKCASE COVER (TRX500FM/TM)

E10



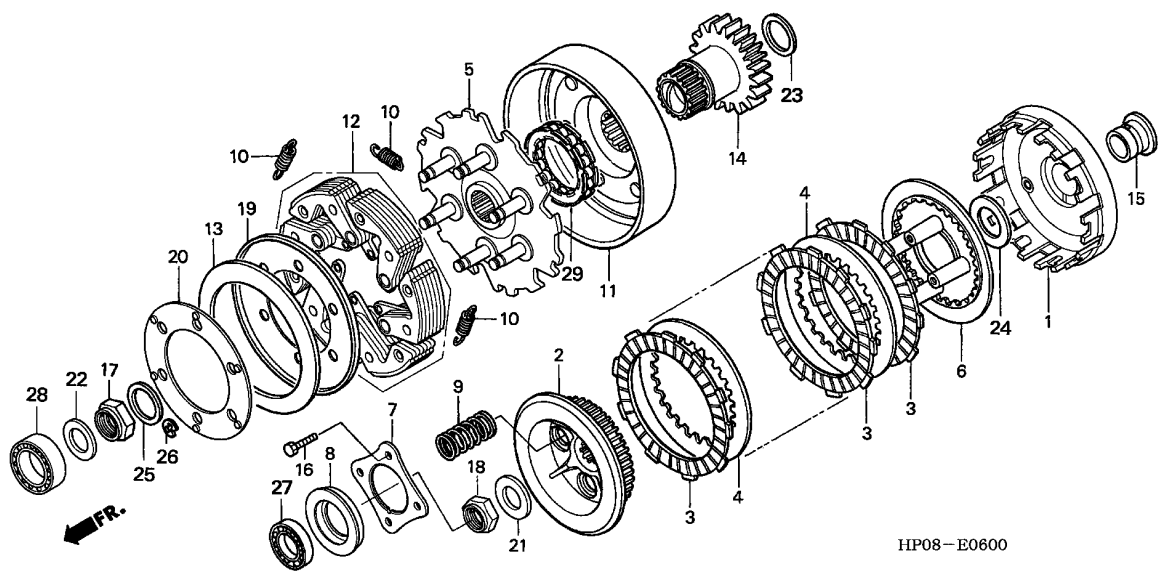
2

Ref. No.	Part No.	Description	Reqd. QTY				Serial No.	Parts catalogue code
			TRX500FE 5	TRX500FM 6	TRX500TM 5	TRX500TM 6		
24	95701-06055-00	BOLT, FLANGE, 6X55	-	-	11	11	11	11
25	95701-06090-00	BOLT, FLANGE, 6X90	-	-	2	2	2	2
26	96001-06018-00	BOLT, FLANGE, 6X18	-	-	3	3	3	3



Ref. No.	L.O.N.	(Relative ref. Number) Description	F.R.T.
1	2121A0	OUTER, CLUTCH	2.1
	2121A0B	.TRX500FE type add	0.2
2	212112	CENTER, CLUTCH	2.1
	212112C	.TRX500FE type add	0.2
3		(4,6)	
	2121A1	DISC, CLUTCH FRICTION	2.1
		.NOTE: Same time for two units or more	
	2121A1B	.TRX500FE type add	0.2
5	2121A2	PLATE, DRIVE	1.9
	2121A2B	.TRX500FE type add	0.2
7	2121A4	PLATE, CLUTCH LIFTER	1.7
	2121A4B	.TRX500FE type add	0.2
9	212107	SPRING, CLUTCH	1.7
		.NOTE: Same time for two units or more	
	212107A	.TRX500FE type add	0.2
11	2121E2	OUTER, CLUTCH :UPPER	1.8
	2121E2A	.TRX500FE type add	0.2
12		(10,13,19,20)	
	2121A6	WEIGHT SET, CLUTCH	1.9
	2121A6A	.TRX500FE type add	0.2
14	211105	GEAR, PRIMARY DRIVE	2.1
	211105A	.TRX500FE type add	0.2

Ref. No.	Part No.	Description	Reqd. QTY						Serial No.	Parts catalogue code
			TRX500FE		TRX500FM		TRX500TM			
			5	6	5	6	5	6		
1	22100-HP0-A00	OUTER COMP., CLUTCH	1	1	1	1	1	1		
2	22121-HP0-A00	CENTER, CLUTCH	1	1	1	1	1	1		
3	22201-MCB-610 22201-377-000	DISK, CLUTCH FRICTION	7	7	-	-	-	-		
4	22321-HN0-670	PLATE, CLUTCH	6	6	6	6	6	6		
5	22350-HP0-A00	PLATE COMP., DRIVE	1	1	1	1	1	1		
6	22351-HP0-A00	PLATE, CLUTCH PRESSURE	1	1	1	1	1	1		
7	22366-HN0-670	PLATE, CLUTCH LIFTER	1	1	1	1	1	1		
8	22367-HN0-670	COLLAR, CLUTCH LIFTER	1	1	1	1	1	1		
9	22401-HP0-A10 22401-HP0-A00	SPRING, CLUTCH	4	4	-	-	-	-		
10	22451-HP0-A00	SPRING, CLUTCH	6	6	6	6	6	6		
11	22500-HP0-A00	OUTER COMP., CLUTCH	1	1	1	1	1	1		
12	22535-HP0-305	WEIGHT SET, CLUTCH	1	1	1	1	1	1		
13	22714-HN2-000	SPRING, CONE DISK	1	1	1	1	1	1		
14	23120-HP0-A00	GEAR COMP., DRIVE (29T)	1	1	1	1	1	1		
15	23213-HP0-A00	BUSH, 22MM	1	1	1	1	1	1		
16	90001-HN0-670	BOLT, HEX., 6X25	4	4	4	4	4	4		
17	90235-HM7-000	NUT, LOCK, 20MM	1	1	1	1	1	1		
18	90236-HN5-M00	NUT, LOCK, 18MM	1	1	1	1	1	1		
19	90406-HN2-000	WASHER, 66X124X1.0	1	1	1	1	1	1		
20	90407-HN2-000	WASHER, 66X107X1.6	1	1	1	1	1	1		
21	90432-HP0-A00	WASHER, SPECIAL, 18MM	1	1	1	1	1	1		
22	90452-HP0-A00	WASHER, THRUST, 17MM	1	1	1	1	1	1		
23	90457-HN2-000	WASHER, THRUST, 29X40X2	1	1	1	1	1	1		

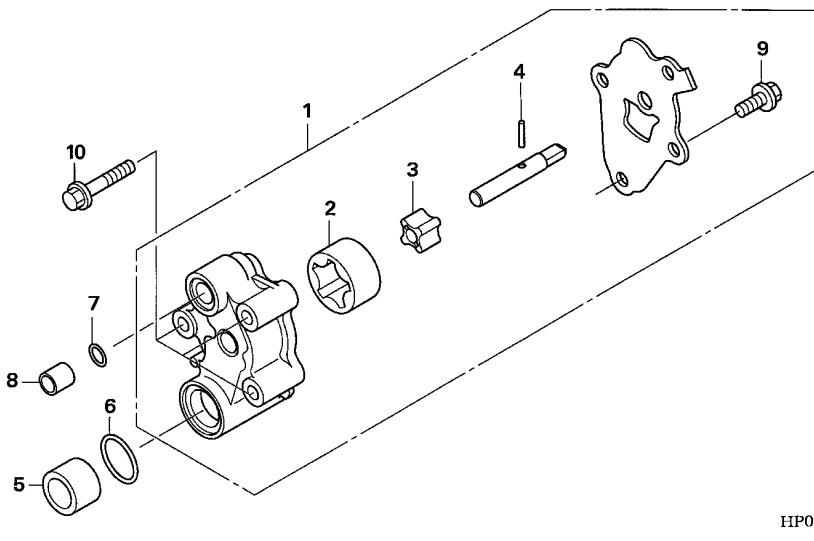


Ref. No.	L.O.N.	(Relative ref. Number) Description	F.R.T.
27	2101J2	BEARING, MAINSHAFT :FRONT COVER	1.6
	2101J2A	.TRX500FE type add	0.2
28	1101J5	BEARING, CRANKSHAFT :FRONT COVER	1.7
	1101J5A	.TRX500FE type add	0.2
29	2121C3	CLUTCH, DRIVE ONE WAY	1.8
	2121C3A	.TRX500FE type add	0.2

HP08-E0600

Ref. No.	Part No.	Description	Reqd. QTY						Serial No.	Parts catalogue code
			TRX500FE		TRX500FM		TRX500TM			
			5	6	5	6	5	6		
24	90458-HN0-670	WASHER, THRUST, 22X45X0.8 ...	1	1	1	1	1	1		
25	90459-KB4-670	WASHER, THRUST, 20MM	1	1	1	1	1	1		
26	90605-HM8-000	CIRCLIP, 7MM	6	6	6	6	6	6		
27	91008-HC4-004	BEARING, BALL, 6903(KOYO) ...	1	1	1	1	1	1		
28	91009-HA0-004	BEARING, RADIAL BALL, 6303SP	1	1	1	1	1	1		
29	91101-HA0-004	CLUTCH, ONE WAY	1	1	1	1	1	1		

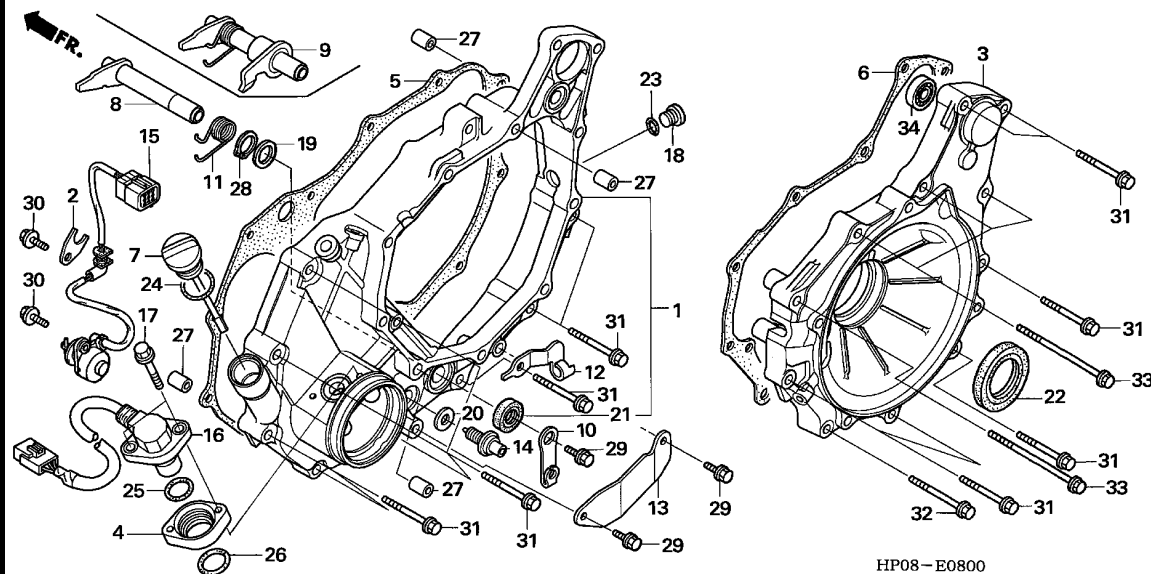




HP08-E0700

Ref. No.	L.O.N.	(Relative ref. Number) Description	F.R.T.
1	113105	PUMP ASSY., OIL	1.7
	113105A	.TRX500FE type add	0.2

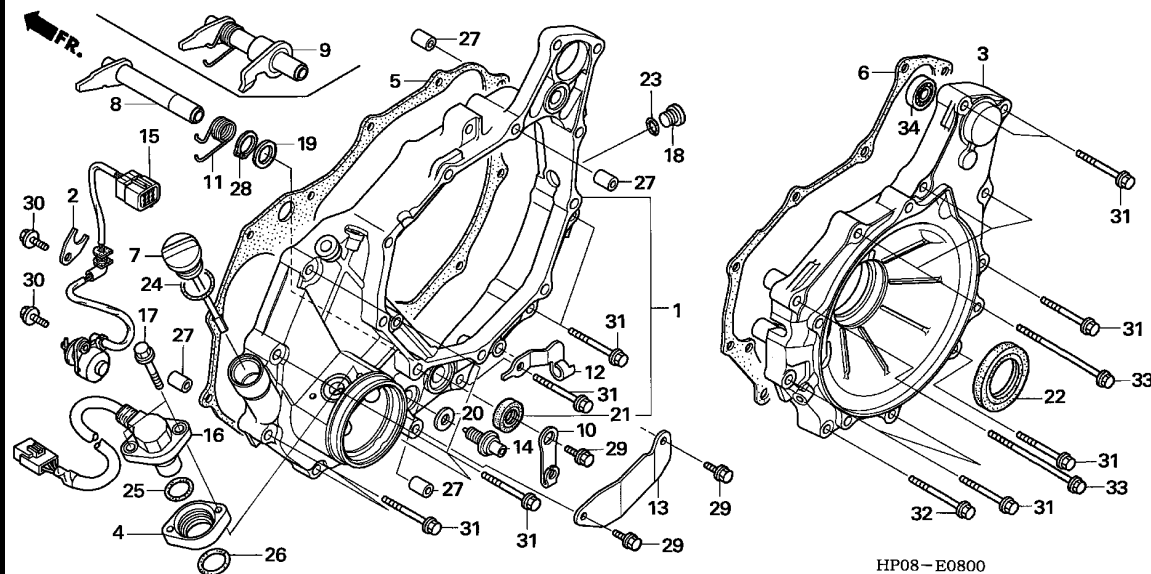
Ref. No.	Part No.	Description	Reqd. QTY						Serial No.	Parts catalogue code
			TRX500FE		TRX500FM		TRX500TM			
			5	6	5	6	5	6		
1	15100-HP0-A00	PUMP ASSY., OIL	1	1	1	1	1	1		
2	15122-HP0-A01	ROTOR, OIL PUMP OUTER	1	1	1	1	1	1		
3	15123-HP0-A01	ROTOR, OIL PUMP INNER	1	1	1	1	1	1		
4	15141-HP0-A00	ROLLER, 2.5X11.8	1	1	1	1	1	1		
5	15155-HP0-A00	COLLAR, O-RING	1	1	1	1	1	1		
6	91302-377-000	O-RING, 15X2.5	1	1	1	1	1	1		
7	91304-HA5-003	O-RING, 10X2(ARAI)	1	1	1	1	1	1		
8	94301-10160	DOWEL PIN, 10X16	1	1	1	1	1	1		
9	95701-06012-08	BOLT, FLANGE, 6X12	1	1	1	1	1	1		
10	95801-06035-00	BOLT, FLANGE, 6X35	3	3	3	3	3	3		



Ref. No.	L.O.N.	(Relative ref. Number) Description	F.R.T.
1	1101A8	COVER, CRANKCASE :REARINCLUDES: Engine removal and installation	3.1
	1101A8A	.TRX500FE/FM type add	0.6
3	1101B1	COVER, ALTERNATOR	1.5
5	1101A5	GASKET, CRANKCASE COVER :REAR .INCLUDES: Engine removal and installation	2.7
	1101A5A	.TRX500FE/FM type add	0.6
6	1101B2	GASKET, ALTERNATOR COVER (9,11)	1.2
8	2101E3	SHAFT, REVERSE STOPPER	2.8
	2101E3A	.TRX500FE/FM type add	0.6
14	6151B8	SWITCH, NEUTRAL	0.5
15	615125	SWITCH, GEAR CHANGE	2.8
	615125B	.TRX500FE/FM type add	0.6
21	2101E4	OIL SEAL, REVERSE STOPPER SHAFT	2.8
22	1121A8	OIL SEAL, RECOIL PULLEY	1.3
34	6121B4	BEARING, STARTER MOTOR	1.4

Ref. No.	Part No.	Description	Reqd. QTY						Serial No.	Parts catalogue code
			TRX500FE		TRX500FM		TRX500TM			
			5	6	5	6	5	6		
1	11340-HP0-A10	COVER COMP., RR. CRANKCASE ..	1	1	-	-	-	-		
	11340-HP0-A00	-	-	1	1	-	-		
	11340-HP0-650	-	-	-	-	1	1		
2	11346-HP0-A00	PLATE, CHANGE SWITCH CORD ...	1	1	1	1	1	1		
3	11350-HP0-A00	COVER COMP., A.C. GENERATOR ...	1	1	1	1	1	1		
4	11358-HN5-M10	INSULATOR, SPEED SENSOR	-	-	-	-	1	1		
5	11395-HP0-A00	GASKET, RR. CRANKCASE COVER ..	1	1	1	1	1	1		
6	11396-HP0-A00	GASKET, A.C. GENERATOR COVER ..	1	1	1	1	1	1		
7	15660-HP0-A00	GAUGE, OIL LEVEL	1	1	1	1	1	1		
8	24860-HP0-A00	PLATE COMP. A, REVERSE STOPPER ..	-	-	1	1	1	1		
9	24860-HP0-A10	SHAFT COMP., REVERSE STOPPER ..	1	1	-	-	-	-		
10	24865-HP0-A00	LEVER, REVERSE STOPPER	1	1	1	1	1	1		
11	24867-HM7-000	SPRING, REVERSE	-	-	1	1	1	1		
12	24871-HP0-A00	HOLDER, REVERSE STOPPER WIRE ..	1	1	1	1	1	1		
13	24880-HP0-A00	COVER, REVERSE LEVER	1	1	1	1	1	1		
14	35600-HN7-003	SWITCH ASSY., NEUTRAL	1	1	-	-	-	-		
15	35759-HP0-A00	SWITCH ASSY., CHANGE	1	1	1	1	1	1		
16	37700-HP0-651	SENSOR ASSY., SPEED	-	-	-	-	1	1		
17	90004-GHB-670	BOLT, FLANGE, 6X25(NSHF)	-	-	-	-	2	2		
18	90084-KY2-000	CAP, 14MM	1	1	1	1	1	1		
19	90452-166-600	WASHER, THRUST, 12MM	-	-	1	1	1	1		
20	90545-300-000	WASHER, OIL BOLT	1	1	-	-	-	-		
21	91201-965-000	OIL SEAL, 12X22X5	1	1	1	1	1	1		
22	91202-HP0-A01	OIL SEAL, 32X52X9 (ARAI)	1	1	1	1	1	1		
23	91303-377-000	O-RING, 13.8X2.5	1	1	1	1	1	1		





2

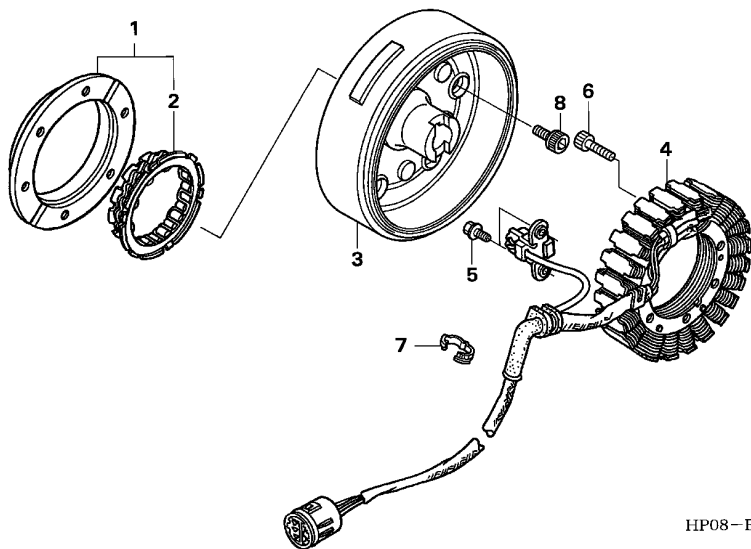
Ref. No.	Part No.	Description	Reqd. QTY						Serial No.	Parts catalogue code
			TRX500FE		TRX500FM		TRX500TM			
			5	6	5	6	5	6		
24	91307-KF0-003	O-RING, 18X3(ARAI)	1	1	1	1	1	1		
25	91321-PF4-004	O-RING, 18.3X2.4(NOK)	-	-	-	-	1	1		
26	91361-MT3-003	O-RING, 22.1X1.9	-	-	-	-	1	1		
27	94301-08140	DOWEL PIN, 8X14	4	4	4	4	4	4		
28	94510-12000	CIRCLIP, EXTERNAL, 12MM	-	-	1	1	1	1		
29	95701-06012-00	BOLT, FLANGE, 6X12	3	3	3	3	3	3		
30	95701-06014-00	BOLT, FLANGE, 6X14	2	2	2	2	2	2		
31	95701-06040-00	BOLT, FLANGE, 6X40	14	14	14	14	14	14		
32	95701-06050-00	BOLT, FLANGE, 6X50	1	1	1	1	1	1		
33	95701-06080-00	BOLT, FLANGE, 6X80	4	4	4	4	4	4		
34	96100-60000-00	BEARING, RADIAL BALL, 6000 ..	1	1	1	1	1	1		

E-9

GENERATOR

E16

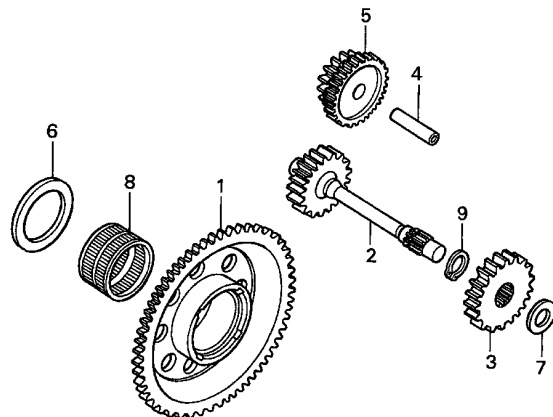
FR.



Ref. No.	L.O.N.	(Relative ref. Number) Description	F.R.T.
1	612131	OUTER, STARTING CLUTCH	1.5
2	6121A2	CLUTCH, STARTING ONE WAY	1.5
3	613105	ROTOR OR FLYWHEEL	1.5
4	6131A3	STATOR	1.5

Ref. No.	Part No.	Description	Reqd. QTY						Serial No.	Parts catalogue code
			TRX500FE		TRX500FM		TRX500TM			
			5	6	5	6	5	6		
1	28125-HN2-003	OUTER COMP., STARTING CLUTCH	1	1	1	1	1	1		
2	28126-HN0-A01	CLUTCH, ONE WAY	1	1	1	1	1	1		
3	31110-HP0-A01	FLYWHEEL COMP.	1	1	1	1	1	1		
4	31120-HP0-A01	STATOR COMP.	1	1	1	1	1	1		
5	90083-GB6-911	BOLT, KNOCK, 5MM	2	2	2	2	2	2		
6	90117-GB2-000	BOLT, SOCKET, 6X30	4	4	4	4	4	4		
7	90683-KJ2-003	CLIP, WIRE HARNESS	1	1	1	1	1	1		
8	96600-08014-10	BOLT, SOCKET, 8X14	6	6	6	6	6	6		

2



HP08-E1000

Ref. No.	L.O.N.	(Relative ref. Number) Description	F.R.T.
1	612120	GEAR, STARTER DRIVEN	1.4
2	6121B5	SHAFT, STARTER REDUCTION	1.4
3	6121A0	GEAR C, STARTER REDUCTION	1.2
5	612125	GEAR, STARTER REDUCTION	1.2

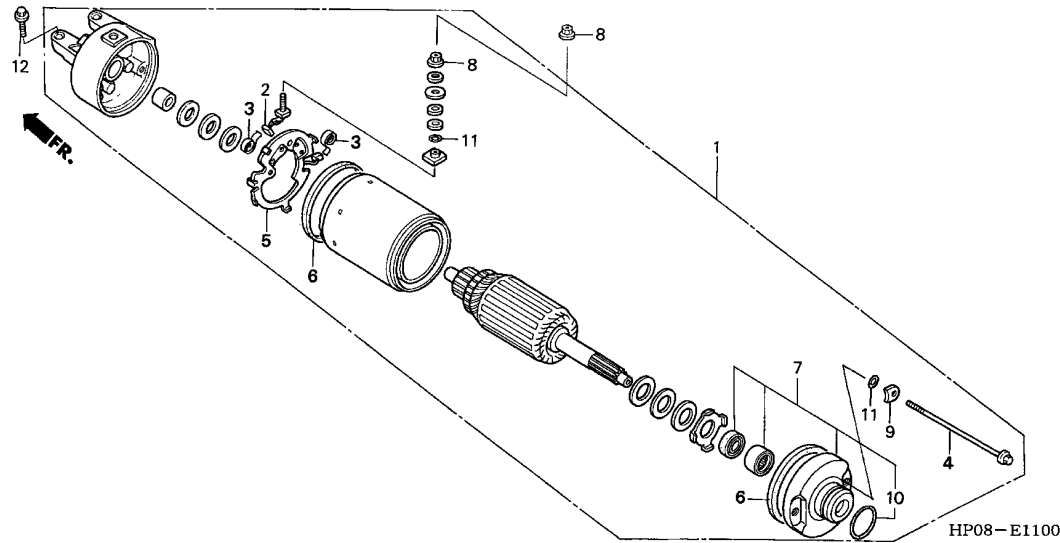
2

Ref. No.	Part No.	Description	Reqd. QTY						Serial No.	Parts catalogue code
			TRX500FE		TRX500FM		TRX500TM			
			5	6	5	6	5	6		
1	28110-HP0-A00	GEAR COMP., STARTING DRIVEN (70T)	1	1	1	1	1	1		
2	28130-HP0-A00	SHAFT COMP., STARTER REDUCTION (20T)	1	1	1	1	1	1		
3	28131-HM7-000	GEAR C, STARTER REDUCTION (26T)	1	1	1	1	1	1		
4	28133-HA0-770	SHAFT A, STARTER REDUCTION ..	1	1	1	1	1	1		
5	28140-HN0-A00	GEAR COMP., STARTER REDUCTION (43T/18T)	1	1	1	1	1	1		
6	90401-HM7-000	WASHER, 32X45X3	1	1	1	1	1	1		
7	90451-GF6-000	WASHER, THRUST, 12MM	1	1	1	1	1	1		
8	91061-HM7-003	BEARING, NEEDLE, 32X37X26 ...	1	1	1	1	1	1		
9	94510-15000	CIRCLIP, EXTERNAL, 15MM	1	1	1	1	1	1		

E-11

STARTING MOTOR

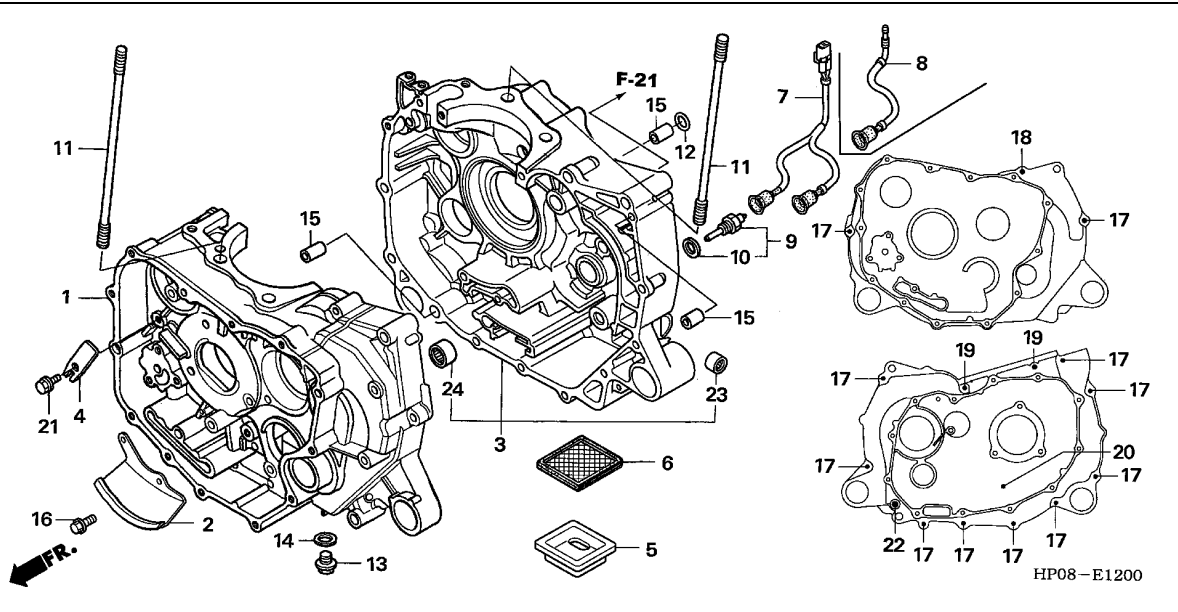
F 2



Ref. No.	L.O.N.	(Relative ref. Number) Description	F.R.T.
1	612105	MOTOR, STARTING	0.2
2	6121A4	TERMINAL, BRUSH(STARTER)	0.4
5	6121A5	HOLDER, BRUSH(STARTER)	0.4

Ref. No.	Part No.	Description	Reqd. QTY						Serial No.	Parts catalogue code
			TRX500FE		TRX500FM		TRX500TM			
			5	6	5	6	5	6		
1	31200-HM7-A41	MOTOR ASSY., STARTER	1	1	1	1	1	1		
2	31201-KS5-901	TERMINAL SET, BRUSH	1	1	1	1	1	1		
3	31204-KS5-901	SPRING, CARBON BRUSH	2	2	2	2	2	2		
4	31205-MN4-008	BOLT, SETTING	2	2	2	2	2	2		
5	31206-MN4-008	HOLDER SET, BRUSH	1	1	1	1	1	1		
6	31207-KS5-901	RING	2	2	2	2	2	2		
7	31210-HM7-003	BRACKET COMP., FR.	1	1	1	1	1	1		
8	90071-MB0-000	NUT-WASHER, 6MM	2	2	2	2	2	2		
9	90122-MN4-008	WASHER, STEEL PLATE	2	2	2	2	2	2		
10	91309-425-003	O-RING, 24.4X3.1(ARAI)	1	1	1	1	1	1		
11	91320-MB0-000	O-RING	3	3	3	3	3	3		
12	95701-06025-00	BOLT, FLANGE, 6X25	2	2	2	2	2	2		

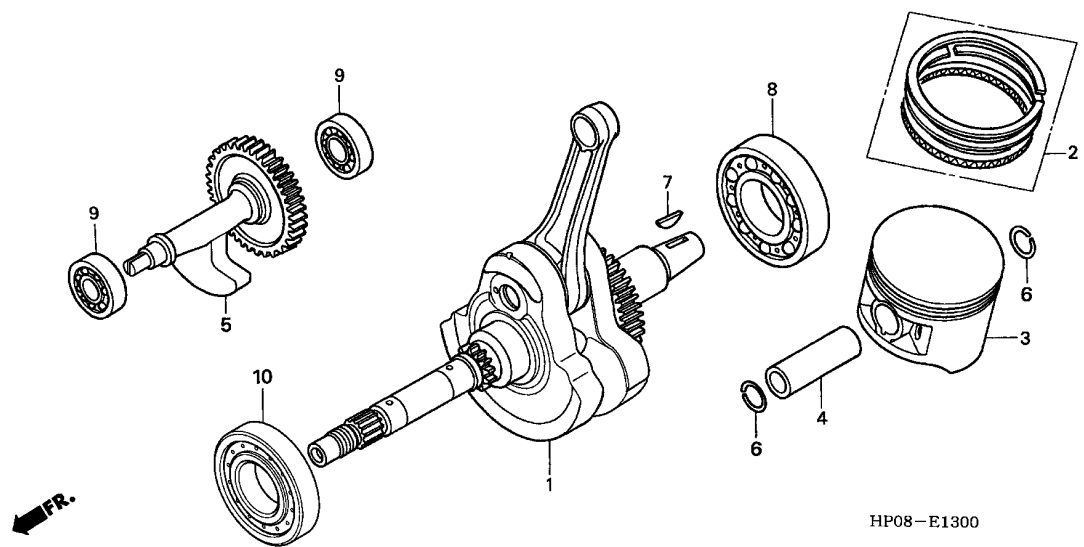
2



Ref. No.	L.O.N.	(Relative ref. Number) Description	F.R.T.
1	1101A0	CRANKCASE :FRONTINCLUDES: Engine removal and installation	6.1
	1101A0A	.TRX500FE/FM type add	0.7
	1101A2	CRANKCASE :BOTHINCLUDES: Engine removal and installation	7.2
	1101A2C	.TRX500FE/FM type add	0.7
3	1101A1	CRANKCASE :REARINCLUDES: Engine removal and installation	6.8
	1101A1A	.TRX500FE/FM type add	0.6
	1101A2	CRANKCASE :BOTHINCLUDES: Engine removal and installation	7.2
	1101A2C	.TRX500FE/FM type add	0.7
6	1131B5	SCREEN, OIL FILTERINCLUDES: Engine removal and installation	5.6
	1131B5A	.TRX500FE/FM type add	0.6
7	611142	SUB HARNESS, ENGINE	0.4
9	617151	SENSOR, OIL TEMPERATURE	0.5

Ref. No.	Part No.	Description	Reqd. QTY						Serial No.	Parts catalogue code
			TRX500FE		TRX500FM		TRX500TM			
			5	6	5	6	5	6		
1	11100-HP0-A00	CRANKCASE COMP., FR.	1	1	1	1	-	-		
	11100-HP0-670	-	-	-	-	1	1		
2	11150-HP0-A01	PLATE COMP., OIL SEPARATE ...	1	1	1	1	1	1		
3	11210-HP0-305	CRANKCASE SET, RR.	1	1	1	1	1	1		
4	14115-HM7-000	PLATE, CAM FIXING	1	1	1	1	1	1		
5	15153-HN5-670	STRAINER, OIL	1	1	1	1	1	1		
6	15421-HC4-005	SCREEN, OIL FILTER (KOYO) ...	1	1	1	1	1	1		
7	32103-HP0-A10	SUB HARNESS, ENGINE	1	1	-	-	-	-		
8	32103-HP0-670	SUB HARNESS, ENGINE	-	-	1	1	1	1		
9	37750-HN5-M41	SENSOR ASSY., THERMOSTAT OIL	1	1	1	1	1	1		
10	37751-HN5-M40	WASHER, SEAL	1	1	1	1	1	1		
11	90032-HP0-A00	BOLT, STUD, 10X190	4	4	4	4	4	4		
12	91302-HB3-004	O-RING, 7.5X1.5	1	1	1	1	1	1		
13	92800-12000	BOLT, DRAIN PLUG, 12MM	1	1	1	1	1	1		
14	94109-12000	WASHER, DRAIN PLUG, 12MM	1	1	1	1	1	1		
15	94301-08140	DOWEL PIN, 8X14	3	3	3	3	3	3		
16	95701-06016-00	BOLT, FLANGE, 6X16	1	1	1	1	1	1		
17	95701-06040-00	BOLT, FLANGE, 6X40	11	11	11	11	11	11		
18	95701-06055-00	BOLT, FLANGE, 6X55	1	1	1	1	1	1		
19	95701-06075-00	BOLT, FLANGE, 6X75	2	2	2	2	2	2		
20	95701-06075-08	BOLT, FLANGE, 6X75	1	1	1	1	1	1		
21	95701-08016-00	BOLT, FLANGE, 8X16	1	1	1	1	1	1		
22	95801-06140-00	BOLT, FLANGE, 6X140	1	1	1	1	1	1		
23	91105-HN0-671	BEARING, NEEDLE, 14X20X12 ...	1	1	1	1	1	1		
24	91106-HN0-671	BEARING, NEEDLE, 20X26X12 ...	1	1	1	1	1	1		

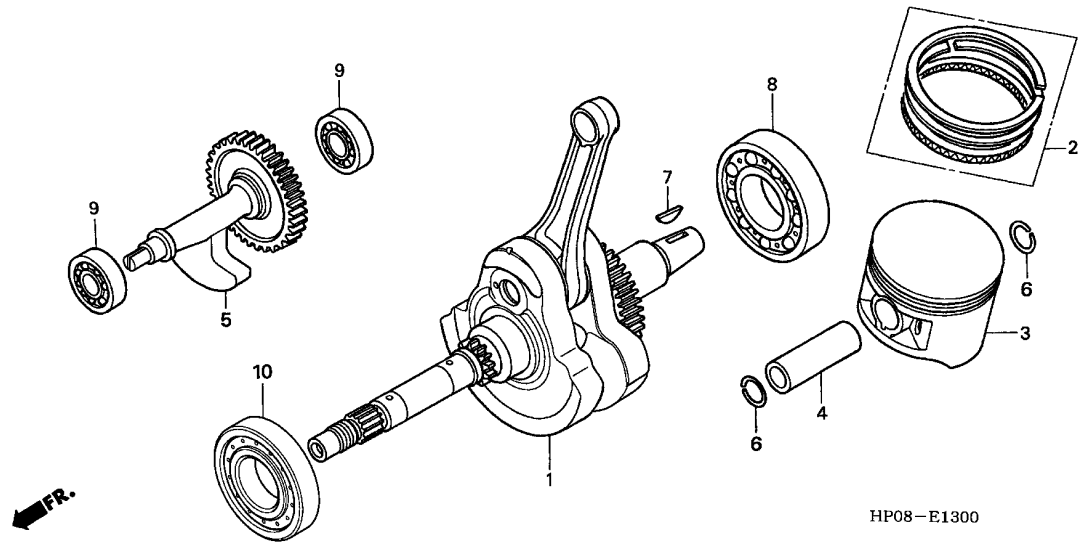
2



Ref. No.	L.O.N.	(Relative ref. Number) Description	F.R.T.
1	1101B5	CRANKSHAFTINCLUDES: Engine removal and installation	6.5
3	1101B5F	.TRX500FE/FM type add (2,4,6)	0.6
	111103	RING, PISTON AND/OR PISTON (ONE)	2.3
5	110185	SHAFT, BALANCERINCLUDES: Engine removal and installation	6.4
	110185A	.TRX500FE/FM type add	0.6
8	1101J3	BEARING, CRANKSHAFT :REARINCLUDES: Engine removal and installation	6.4
	1101J3A	.TRX500FE/FM type add	0.6
	1101G0	BEARING, CRANKSHAFT :BOTHINCLUDES: Engine removal and installation	6.6
	1101G0B	.TRX500FE/FM type add	0.6
9	1101J1	BEARING, BALANCER SHAFT :FRONT .INCLUDES: Engine removal and installation	5.8
	1101J1C	.TRX500FE/FM type add	0.6
+	1101J2	BEARING, BALANCER SHAFT :REAR	6.5

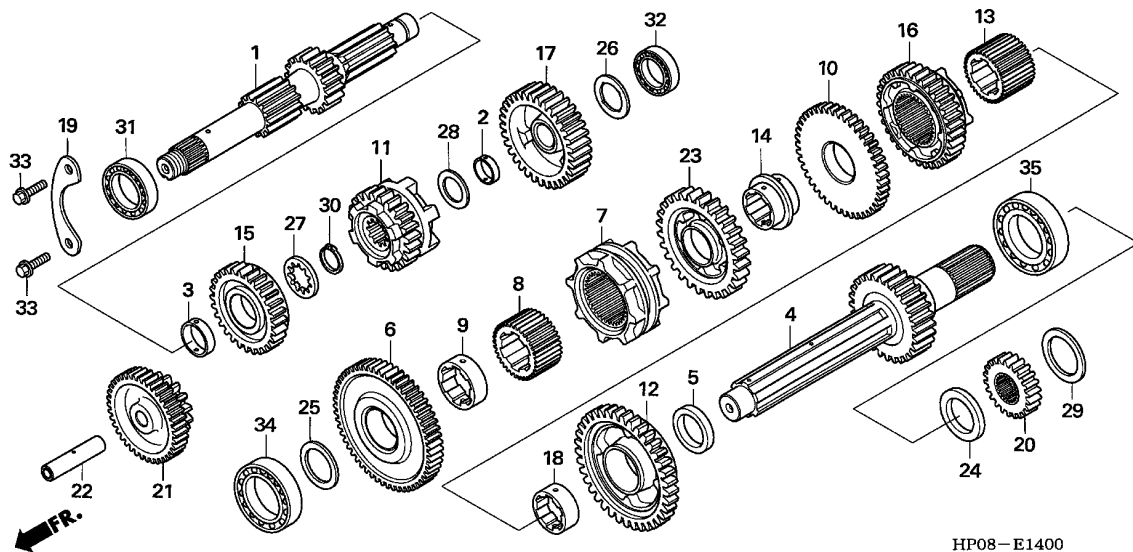
Ref. No.	Part No.	Description	Reqd. QTY						Serial No.	Parts catalogue code
			TRX500FE		TRX500FM		TRX500TM			
			5	6	5	6	5	6		
1	13000-HP0-A00	CRANKSHAFT COMP.	1	1	1	1	1	1		
2	13010-HP0-A01	RING SET, PISTON (STD.)	1	1	1	1	1	1		
	13011-HP0-A01	RING SET, PISTON (0.25)	(1)	(1)	(1)	(1)	(1)	(1)		
	13012-HP0-A01	RING SET, PISTON (0.50)	(1)	(1)	(1)	(1)	(1)	(1)		
	13013-HP0-A01	RING SET, PISTON (0.75)	(1)	(1)	(1)	(1)	(1)	(1)		
	13014-HP0-A01	RING SET, PISTON (1.00)	(1)	(1)	(1)	(1)	(1)	(1)		
3	13101-HP0-A00	PISTON (STD.)	1	1	1	1	1	1		
	13102-HP0-A00	PISTON (0.25)	(1)	(1)	(1)	(1)	(1)	(1)		
	13103-HP0-A00	PISTON (0.50)	(1)	(1)	(1)	(1)	(1)	(1)		
	13104-HP0-A00	PISTON (0.75)	(1)	(1)	(1)	(1)	(1)	(1)		
	13105-HP0-A00	PISTON (1.00)	(1)	(1)	(1)	(1)	(1)	(1)		
4	13111-HN2-000	PIN, PISTON	1	1	1	1	1	1		
5	13420-HP0-A00	SHAFT COMP., BALANCER	1	1	1	1	1	1		
6	90601-KA5-000	CLIP, PISTON PIN, 1.2X20	2	2	2	2	2	2		
7	90741-ZE2-000	KEY, SPECIAL WOODRUFF, 25X18	1	1	1	1	1	1		
8	91001-HM7-008	BEARING, RADIAL BALL	1	1	1	1	1	1		
9	91003-HA7-672	BEARING, RADIAL BALL, RSH 6203	2	2	2	2	2	2		
10	91010-HP0-A01	BEARING, RADIAL ROLLER, 40X76X17.5	1	1	1	1	1	1		





HP08-E1300

Ref. No.	L.O.N.	(Relative ref. Number) Description	F.R.T.
+ 9		.INCLUDES: Engine removal and installation	
1101J2C		.TRX500FE/FM type add	0.6
1101G5		BEARING, BALANCER SHAFT :BOTH .INCLUDES: Engine removal and installation	6.7
1101G5A		.TRX500FE/FM type add	0.6
10 1101F7		BEARING, CRANKSHAFT :FRONTINCLUDES: Engine removal and installation	5.8
1101F7A		.TRX500FE/FM type add	0.6
1101G0		BEARING, CRANKSHAFT :BOTHINCLUDES: Engine removal and installation	6.6
1101G0B		.TRX500FE/FM type add	0.6

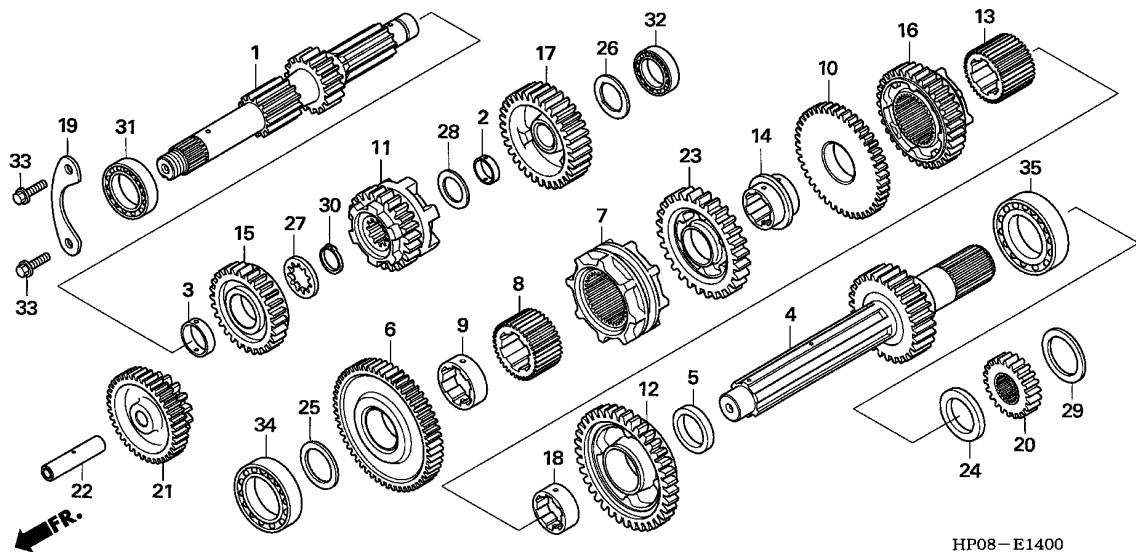


HP08-E1400

Ref. No.	L.O.N.	(Relative ref. Number) Description	F.R.T.
1		(11,15,17)	
210141		MAINSHAFT, TRANSMISSIONINCLUDES: Engine removal and installation	6.0
210141A		.Replace countershaft add	0.2
210141D		.TRX500FE/FM type add	0.6
4		(6,7,10,12,13,16,23)	
210142		COUNTERSHAFT, TRANSMISSIONINCLUDES: Engine removal and installation	6.0
210142A		.Replace mainshaft add	0.2
210142D		.TRX500FE/FM type add	0.6
20	2131K7	GEAR, OUTPUT SHAFT DRIVE	2.7
21	2101A7	GEAR, REVERSE IDLE	5.7
		.INCLUDES: Engine removal and installation	
2101A7A		.TRX500FE/FM type add	0.6
31	2101D0	BEARING, MAINSHAFT :FRONTINCLUDES: Engine removal and installation	5.8
2101D0A		.TRX500FE/FM type add	0.6
2101C6		BEARING, MAINSHAFT :BOTHINCLUDES: Engine removal and installation	6.8
+	2101C6C	.TRX500FE/FM type add	0.6

Ref. No.	Part No.	Description	Reqd. QTY						Serial No.	Parts catalogue code
			TRX500FE		TRX500FM		TRX500TM			
			5	6	5	6	5	6		
1	23211-HP0-A00	MAINSHAFT, TRANSMISSION (12T/18T)	1	1	1	1	1	1		
2	23212-HP0-A00	BUSH, 17MM	1	1	1	1	1	1		
3	23214-HA0-000	BUSH A, 22MM	1	1	1	1	1	1		
4	23221-HP0-A00	COUNTERSHAFT, TRANSMISSION ..	1	1	1	1	1	1		
5	23224-HP0-A00	COLLAR, COUNTERSHAFT	1	1	1	1	1	1		
6	23411-HP0-A00	GEAR, COUNTERSHAFT LOW (55T)	1	1	1	1	1	1		
7	23412-HP0-A00	SHIFTER, REVERSE COUNTERSHAFT LOW GEAR	1	1	1	1	1	1		
8	23413-HA7-670	COLLAR, SPLINE	1	1	1	1	1	1		
9	23414-HA0-000	BUSH, SPLINE, 25MM	1	1	1	1	1	1		
10	23431-HP0-A00	GEAR, COUNTERSHAFT SECOND (43T)	1	1	1	1	1	1		
11	23441-HP0-A00	GEAR, MAINSHAFT THIRD (23T) -	1	1	1	1	1	1		
12	23451-HP0-A00	GEAR, COUNTERSHAFT THIRD (37T)	1	1	1	1	1	1		
13	23453-HN0-A10	COLLAR, COUNTERSHAFT FOURTH SPLINE	1	1	1	1	1	1		
14	23454-HA0-000	BUSH A, SPLINE, 25MM	1	1	1	1	1	1		
15	23461-HP0-A00	GEAR, MAINSHAFT FOURTH (28T)	1	1	1	1	1	1		
16	23471-HP0-A00	GEAR, COUNTERSHAFT FOURTH (33T)	1	1	1	1	1	1		
17	23481-HP0-A00	GEAR, MAINSHAFT FIFTH (33T) -	1	1	1	1	1	1		
18	23512-MB0-000	COLLAR, SPLINE, 25X12.5	1	1	1	1	1	1		
19	23521-HP0-A00	PLATE, BEARING SETTING	1	1	1	1	1	1		
20	23621-HP0-A00	GEAR, FINAL DRIVE (22T)	1	1	1	1	1	1		

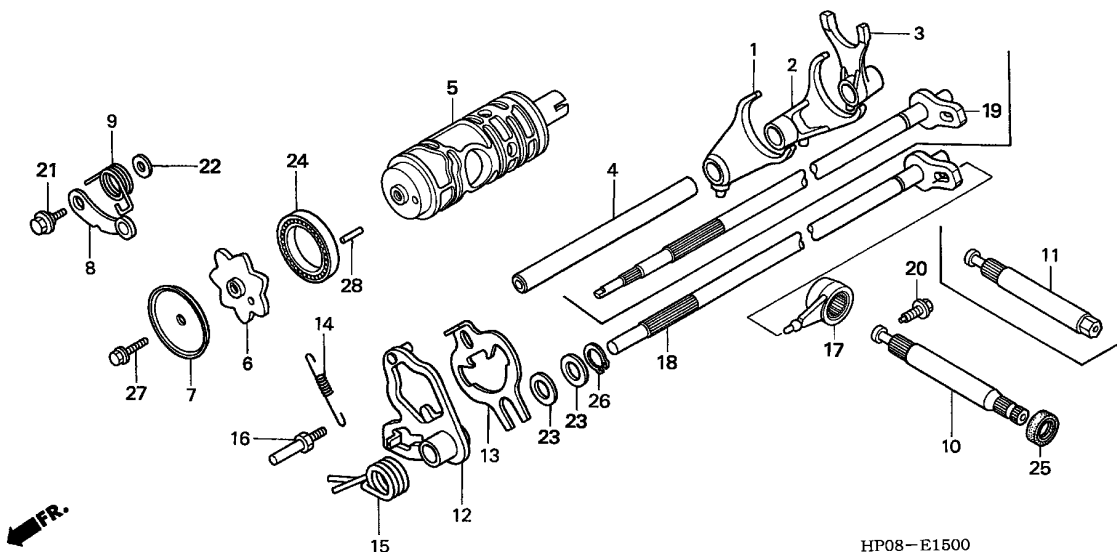




HP08-E1400

Ref. No.	L.O.N.	(Relative ref. Number) Description	F.R.T.
+31	2101D4	BEARING, MAINSHAFT AND COUNTERSHAFT :ALL	7.0
		.INCLUDES: Engine removal and installation	
	2101D4B	.TRX500FE/FM type add	0.6
32	2101D1	BEARING, MAINSHAFT :REAR	6.6
		.INCLUDES: Engine removal and installation	
	2101D1A	.TRX500FE/FM type add	0.6
34	2101D2	BEARING, COUNTERSHAFT :FRONT	5.8
		.INCLUDES: Engine removal and installation	
	2101D2A	.TRX500FE/FM type add	0.6
	2101C9	BEARING, COUNTERSHAFT :BOTH	6.8
		.INCLUDES: Engine removal and installation	
	2101C9B	.TRX500FE/FM type add	0.6
35	2101D3	BEARING, COUNTERSHAFT :REAR	6.6
		.INCLUDES: Engine removal and installation	
	2101D3A	.TRX500FE/FM type add	0.6

Ref. No.	Part No.	Description	Reqd. QTY						Serial No.	Parts catalogue code
			TRX500FE		TRX500FM		TRX500TM			
			5	6	5	6	5	6		
21	23721-HP0-A00	GEAR, REVERSE IDLE (15/39T)	1	1	1	1	1	1		
22	23731-HB3-000	SHAFT, REVERSE IDLE	1	1	1	1	1	1		
23	23751-HP0-A00	GEAR, COUNTERSHAFT REVERSE (28T)	1	1	1	1	1	1		
24	75146-750-000	COLLAR, DISTANCE, 25MM	1	1	1	1	1	1		
25	90401-HP0-A00	WASHER, THRUST, 20MM	1	1	1	1	1	1		
26	90403-HN8-000	WASHER, SPECIAL, 17MM	1	1	1	1	1	1		
27	90451-KY1-000	WASHER, SPLINE, 22MM	1	1	1	1	1	1		
28	90452-GB4-770	WASHER, THRUST, 17MM	1	1	1	1	1	1		
29	90459-357-000	WASHER C, THRUST, 25MM	1	1	1	1	1	1		
30	90601-329-000	CIRCLIP, 22MM	1	1	1	1	1	1		
31	91005-657-008	BEARING, BALL, 62/22(NTN)	1	1	1	1	1	1		
32	91006-HN2-003	BEARING, RADIAL BALL, SPL 6203U	1	1	1	1	1	1		
33	95701-06016-00	BOLT, FLANGE, 6X16	2	2	2	2	2	2		
34	96100-62040-00	BEARING, RADIAL BALL, 6204	1	1	1	1	1	1		
35	96100-63050-00	BEARING, RADIAL BALL, 6305	1	1	1	1	1	1		



Ref. No.	L.O.N.	(Relative ref. Number) Description	F.R.T.
1		(2,3,4)	
210112		FORK, GEARSHIFTNOTE: Same time for two units or more .INCLUDES: Engine removal and installation	6.0
210112B		.TRX500FE/FM type add	0.6
5		2101A9 DRUM, GEARSHIFTINCLUDES: Engine removal and installation	6.0
2101A9B		.TRX500FE/FM type add	0.6
6		(7)	
2101B3		SHIFTER, GEARSHIFT DRUM	2.0
2101B3A		.TRX500FE type add	0.2
8		(9)	
210125		STOPPER OR SPRING, SHIFT DRUM	1.9
210125A		.TRX500FE type add	0.2
10		(11)	
210122		SPINDLE, GEARSHIFTINCLUDES: Engine removal and installation	5.8
210122A		.TRX500FE/FM type add	0.6
13		(12,15)	
2101D6		PLATE, GEARSHIFT DRUM STOPPER	2.0
2101D6A		.TRX500FE type add	0.2

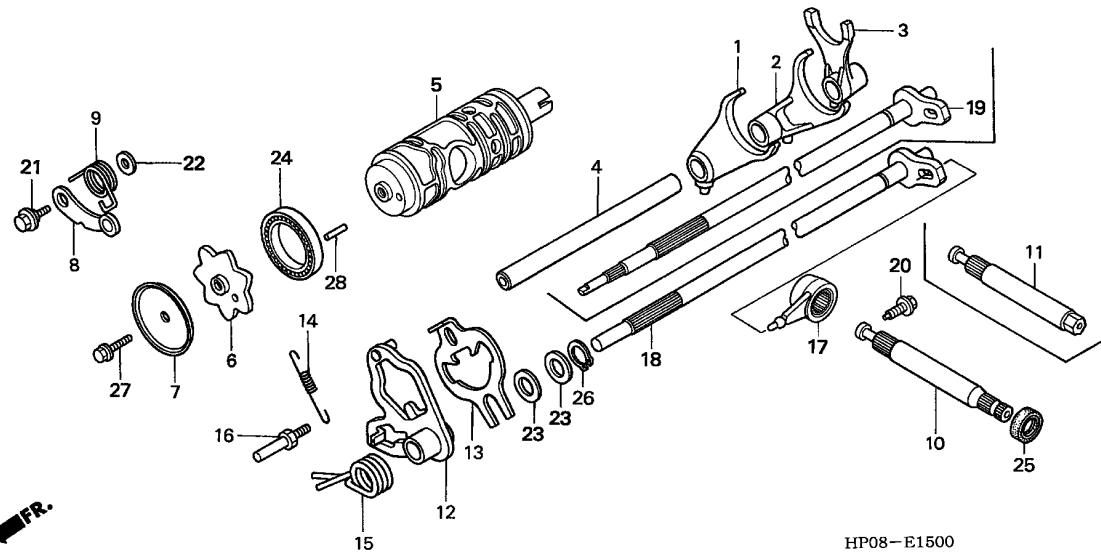
Ref. No.	Part No.	Description	Reqd. QTY						Serial No.	Parts catalogue code
			TRX500FE		TRX500FM		TRX500TM			
			5	6	5	6	5	6		
1	24211-HM7-000	FORK, FR. GEARSHIFT	1	1	1	1	1	1		
2	24212-HM7-000	FORK, CENTER GEARSHIFT	1	1	1	1	1	1		
3	24213-HP0-A00	FORK, RR. GEAR SHIFT	1	1	1	1	1	1		
4	24241-HP0-A00	SHAFT, GEARSHIFT FORK GUIDE	1	1	1	1	1	1		
5	24301-HP0-A00	DRUM, GEARSHIFT	1	1	1	1	1	1		
6	24321-HB3-030	SHIFTER, DRUM	1	1	1	1	1	1		
7	24328-HB3-000	PLATE, SHIFT GUIDE	1	1	1	1	1	1		
8	24430-HB3-000	STOPPER COMP., GEARSHIFT DRUM	1	1	1	1	1	1		
9	24435-HB3-770	SPRING, SHIFT DRUM STOPPER ..	1	1	-	-	-	-		
	24435-HP0-A00	-	-	1	1	1	1		
10	24611-HP0-A00	SPINDLE, GEARSHIFT	-	-	1	1	1	1		
11	24611-HP0-A10	SPINDLE, SECONDARY GEARSHIFT	1	1	-	-	-	-		
12	24620-HM7-000	ARM COMP., GEARSHIFT MASTER ..	1	1	1	1	1	1		
13	24631-HM7-010	PLATE, GEARSHIFT	1	1	1	1	1	1		
14	24641-HB3-004	SPRING, SHIFT ARM	1	1	1	1	1	1		
15	24651-HN0-A10	SPRING, GEARSHIFT RETURN	1	1	-	-	-	-		
	24651-HP0-A00	-	-	1	1	1	1		
16	24652-KY4-900	PIN, RETURN SPRING	1	1	1	1	1	1		
17	24661-HP0-A00	ARM A, GEARSHIFT	1	1	1	1	1	1		
18	24680-HP0-A00	SPINDLE COMP., SUB GEARSHIFT	-	-	1	1	1	1		
19	24680-HP0-A10	SPINDLE COMP., SUB GEARSHIFT	1	1	-	-	-	-		
20	90009-HN5-670	BOLT, SPECIAL FLANGE, 6X15.2	1	1	1	1	1	1		
21	90023-MR5-670	BOLT, GEARSHIFT DRUM STOPPER ARM PIVOT	1	1	1	1	1	1		
22	90417-360-000	WASHER, DRUM STOPPER	1	1	1	1	1	1		



E-15

GEARSHIFT DRUM

F 9

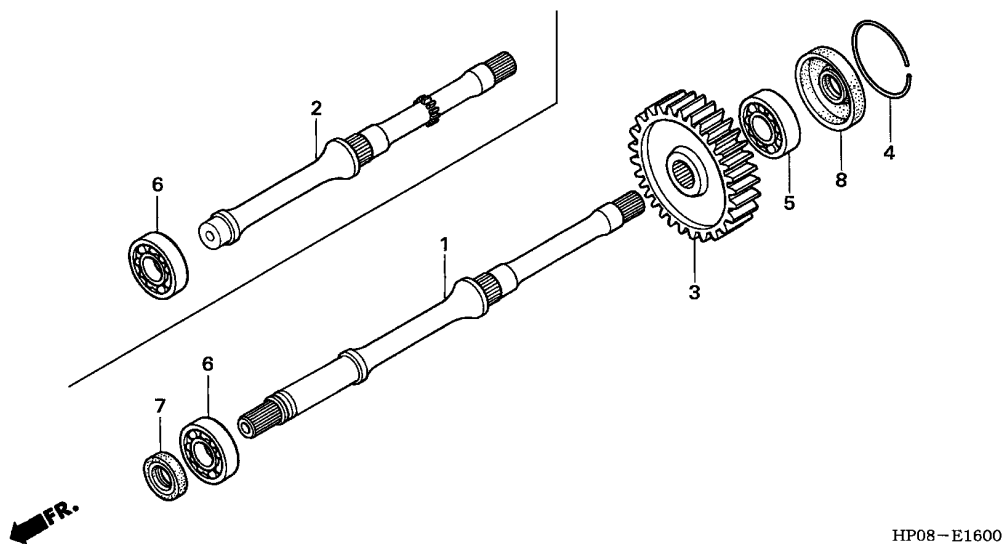


HP08-E1500

Ref. No.	L.O.N.	(Relative ref. Number) Description	F.R.T.
18	(19)		
210123		SPINDLE, SUB GEARSHIFTINCLUDES: Engine removal and installation	5.8
210123A		.TRX500FE/FM type add	0.6

Ref. No.	Part No.	Description	Reqd. QTY						Serial No.	Parts catalogue code
			TRX500FE		TRX500FM		TRX500TM			
			5	6	5	6	5	6		
23	90451-GF6-000	WASHER, THRUST, 12MM	2	2	2	2	2	2		
24	91010-HB7-003	BEARING, RADIAL BALL, 6807 (KOYO)	1	1	1	1	1	1		
25	91202-444-023	OIL SEAL, 14X24X6 (ARAI)	1	1	1	1	1	1		
26	94510-12000	CIRCLIP, EXTERNAL, 12MM	1	1	1	1	1	1		
27	95701-06020-00	BOLT, FLANGE, 6X20	1	1	1	1	1	1		
28	96220-40138	ROLLER, 4X13.8	1	1	1	1	1	1		

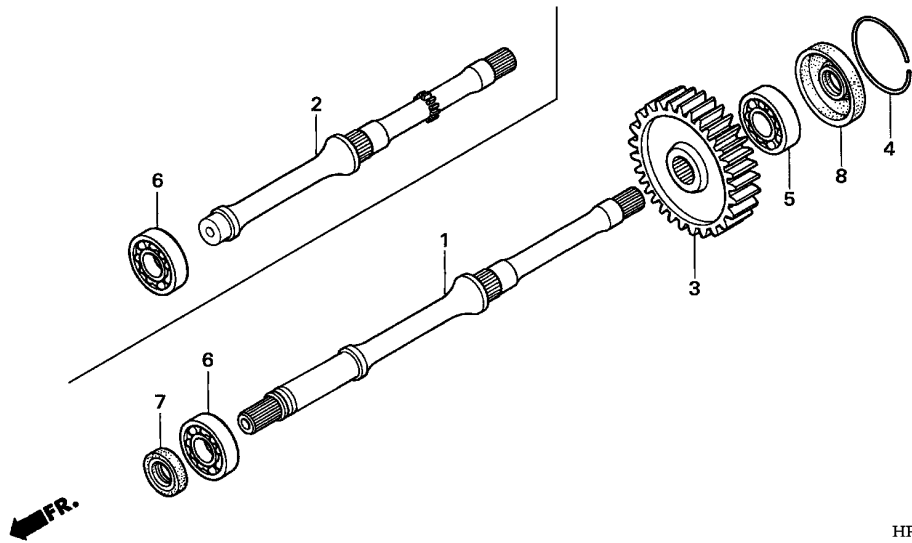
2



Ref. No.	L.O.N.	(Relative ref. Number) Description	F.R.T.
1	2131H0	SHAFT, OUTPUTINCLUDES: Engine removal and installation	3.3
2	2131H0	SHAFT, OUTPUTINCLUDES: Engine removal and installation	2.7
3	2131H1	GEAR, OUTPUT SHAFT DRIVENINCLUDES: Engine removal and installation	2.7
	2131H1A	.TRX500FE/FM type add	0.6
5	2131H3	BEARING, OUTPUT SHAFT :REAR .. .INCLUDES: Engine removal and installation	2.9
	2131H3A	.TRX500FE/FM type add	0.6
	2131L1	BEARING, OUTPUT SHAFT :FOR 1 VEHICLE	6.2
	2131L1C	.TRX500FE/FM type add	0.6
6	2131H2	BEARING, OUTPUT SHAFT :FRONT . .INCLUDES: Engine removal and installation	6.0
	2131H2A	.TRX500FE/FM type add	0.6
	2131L1	BEARING, OUTPUT SHAFT :FOR 1 VEHICLE	6.2

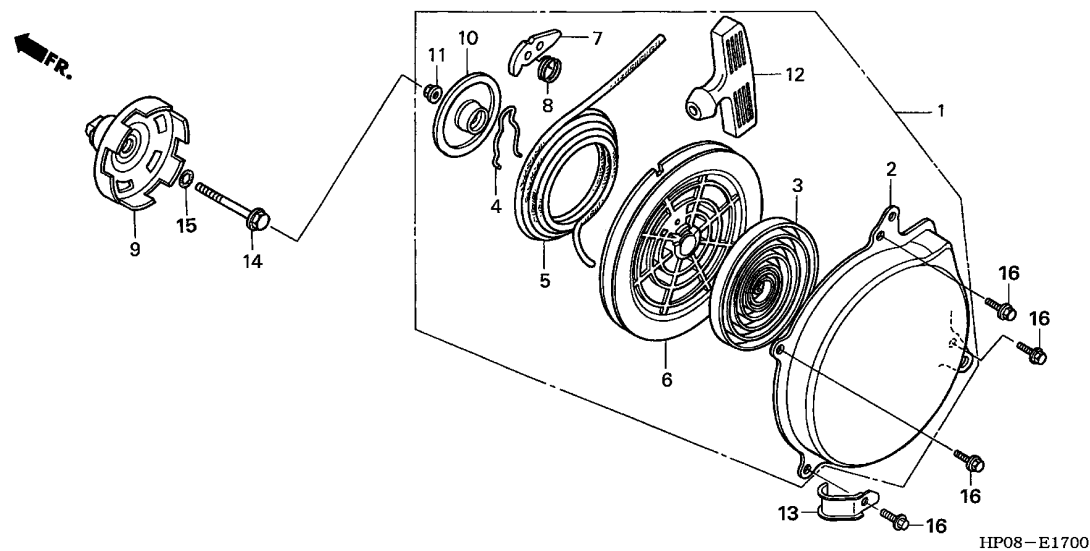
Ref. No.	Part No.	Description	Reqd. QTY						Serial No.	Parts catalogue code
			TRX500FE		TRX500FM		TRX500TM			
			5	6	5	6	5	6		
1	23611-HP0-A00	SHAFT, FINAL	1	1	1	1	-	-		
2	23611-HP0-650	SHAFT, FINAL	-	-	-	-	1	1		
3	23631-HP0-A00	GEAR, FINAL DRIVEN (40T)	1	1	1	1	1	1		
4	90601-HA0-000	CLIP, OIL SEAL	1	1	1	1	1	1		
5	91003-PY4-004	BEARING, BALL, 25X52X15(NTN)	1	1	1	1	1	1		
6	91006-HM7-003	BEARING, RADIAL BALL, 22X47X14	1	1	1	1	1	1		
7	91201-HP0-A01	OIL SEAL, 22X31X7	1	1	1	1	-	-		
8	91205-HM7-003	OIL SEAL, 25X61X8.5(KOYO) ...	1	1	1	1	1	1		





HP08-E1600

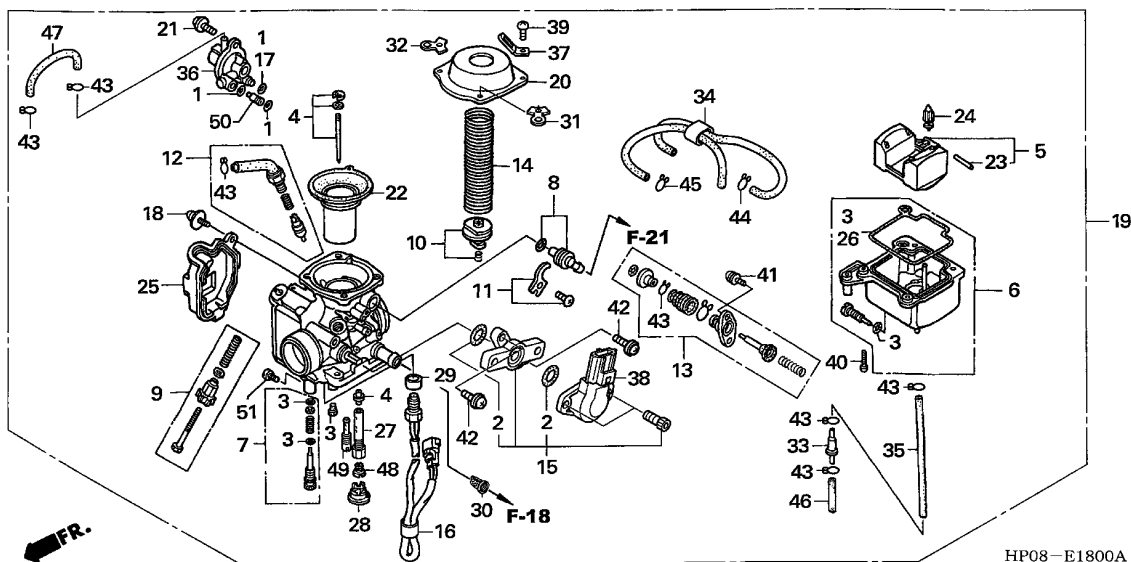
Ref. No.	L.O.N.	(Relative ref. Number) Description	F.R.T.
+ 6		.INCLUDES: Engine removal and installation	
2131L1C		.TRX500FE/FM type add	0.6
8 2131H5		OIL SEAL, OUTPUT SHAFT :REAR .	2.8
		.INCLUDES: Engine removal and installation	
2131H5A		.TRX500FE/FM type add	0.6



Ref. No.	L.O.N.	(Relative ref. Number) Description	F.R.T.
1	112115	STARTER ASSY., RECOIL	0.4
2	1121A3	CASE, RECOIL STARTER	0.7
3	1121A4	SPRING, RECOIL STARTER	0.7
5	1121A5	ROPE, RECOIL STARTER	0.6
6	1121A6	REEL, RECOIL STARTER	0.6
7	1121A1	RATCHET, KICK(RECOIL) STARTER	0.4
9	1121A7	PULLEY, RECOIL	0.6

Ref. No.	Part No.	Description	Reqd. QTY						Serial No.	Parts catalogue code
			TRX500FE		TRX500FM		TRX500TM			
			5	6	5	6	5	6		
1	28400-HP0-A01	STARTER ASSY., RECOIL	1	1	1	1	1	1		
2	28401-HP0-A01	CASE COMP., RECOIL STARTER ..	1	1	1	1	1	1		
3	28402-HM7-A11	SPRING, RECOIL STARTER	1	1	1	1	1	1		
4	28404-HM7-A51	SPRING, FRICTION	1	1	1	1	1	1		
5	28407-HM7-A11	ROPE, RECOIL STARTER	1	1	1	1	1	1		
6	28420-HM7-A11	REEL COMP., RECOIL STARTER ..	1	1	1	1	1	1		
7	28422-HE0-004	RATCHET, STARTER	1	1	1	1	1	1		
8	28424-HM7-A51	SPRING, RETURN	1	1	1	1	1	1		
9	28430-HN0-670	PULLEY COMP., RECOIL	1	1	1	1	1	1		
10	28431-HE0-004	PLATE, FRICTION	1	1	1	1	1	1		
11	28448-HM7-A11	NUT, FLANGE	1	1	1	1	1	1		
12	28461-HM7-A51	KNOB COMP., RECOIL STARTER ..	1	1	1	1	1	1		
13	32961-HP0-A00	CLAMPER, CORD	1	1	1	1	1	1		
14	90081-HN5-670	BOLT, SPECIAL, 12MM	1	1	1	1	1	1		
15	91303-679-003	O-RING, 11.5X2.3	1	1	1	1	1	1		
16	96001-06016-00	BOLT, FLANGE, 6X16	4	4	4	4	4	4		





Ref. No.	L.O.N.	(Relative ref. Number) Description	F.R.T.
4	3111A3	NEEDLE, JET	0.8
5		(24)	
	311120	FLOAT OR FLOAT VALVE	0.7
6	3111A6	CHAMBER, FLOAT	0.6
12	311125	VALVE, STARTER	0.3
13	3111B3	PUMP SET, CARBURETOR	0.1
16	3111B4	HEATER, CARBURETOR	0.5
19	3111B5	CARBURETOR ASSEMBLY	0.7
20	3111A5	TOP SET, CARBURETOR	0.2
22	311109	PISTON, VACUUM	0.4
27	3111A4	HOLDER, NEEDLE JET	0.7
36	3111B8	VALVE, AIR CUT	0.4
38	617115	SENSOR, THROTTLE	0.4
48		(28,49)	
	3111D4	JET, MAIN	0.7

Ref. No.	Part No.	Description	Reqd. QTY						Serial No.	Parts catalogue code
			TRX500FE		TRX500FM		TRX500TM			
			5	6	5	6	5	6		
1	16010-HM7-670	GASKET SET	1	1	1	1	1	1		
2	16010-HN2-003	GASKET SET	1	1	1	1	1	1		
3	16010-HN7-003	GASKET SET	1	1	1	1	1	1		
4	16012-HP0-A01	NEEDLE SET, JET	1	1	1	1	1	1		
5	16013-HN8-003	FLOAT SET	1	1	1	1	1	1		
6	16015-HP0-A01	CHAMBER SET, FLOAT	1	1	1	1	1	1		
7	16016-HP0-A01	SCREW SET	1	1	1	1	1	1		
8	16026-MR1-004	JOINT SET	1	1	1	1	1	1		
9	16028-HP0-A01	SCREW SET	1	1	1	1	1	1		
10	16037-HN2-003	PLATE SET, VALVE	1	1	1	1	1	1		
11	16038-HN8-003	PLATE SET, STAY	1	1	1	1	1	1		
12	16046-HN2-003	VALVE COMP., STARTER	1	1	1	1	1	1		
13	16048-HM7-700	PUMP SET	1	1	1	1	1	1		
14	16050-HP0-A01	SPRING, COMPRESSION COIL	1	1	1	1	1	1		
15	16060-HP0-A01	SPACER SET, THROTTLE SENSOR	1	1	1	1	1	1		
16	16070-HP0-A01	HEATER ASSY.	1	1	1	1	1	1		
17	16075-GHB-640	O-RING, 1.3X4.3	1	1	1	1	1	1		
18	16080-HC0-003	SCREW-WASHER	1	1	1	1	1	1		
19	16100-HP0-A02	CARBURETOR ASSY. (VE6DA A) ..	1	1	1	1	1	1		
20	16107-HN2-003	TOP COMP.	1	1	1	1	1	1		
21	16108-MW0-750	SCREW	1	1	1	1	1	1		
22	16111-HN2-003	PISTON COMP., VACUUM	1	1	1	1	1	1		
23	16152-HN8-003	PIN, ARM	1	1	1	1	1	1		
24	16155-HN7-003	VALVE COMP., FLOAT	1	1	1	1	1	1		
25	16157-HN8-003	COVER, BODY	1	1	1	1	1	1		

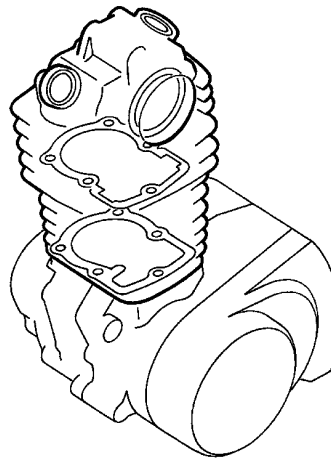
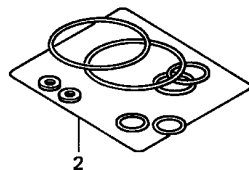
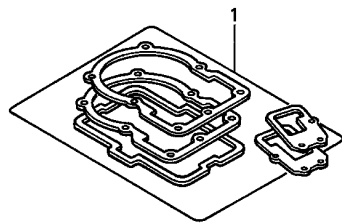
Ref. No.	Part No.	Description	Reqd. QTY						Serial No.	Parts catalogue code
			TRX500FE		TRX500FM		TRX500TM			
			5	6	5	6	5	6		
26	16163-MEA-671	GASKET, FLOAT CHAMBER	1	1	1	1	1	1		
27	16165-HN2-003	HOLDER, NEEDLE JET	1	1	1	1	1	1		
28	16168-HC4-003	HOLDER, JET	1	1	1	1	1	1		
29	16172-KEB-610	COLLAR, SETTING	1	1	1	1	1	1		
30	16176-MW3-A80	SCREEN, FUEL STRAINER	1	1	1	1	1	1		
31	16178-HP0-A01	BINDER	1	1	1	1	1	1		
32	16179-HP0-A01	BINDER	1	1	1	1	1	1		
33	16180-HC4-003	VALVE COMP., ONE WAY	1	1	1	1	1	1		
34	16196-HP0-A01	TUBE COMP., AIR VENT	1	1	1	1	1	1		
35	16198-HP0-A01	TUBE	1	1	1	1	1	1		
36	16510-MBW-601	VALVE ASSY., AIR CUT	1	1	1	1	1	1		
37	17191-MT2-740	CLIP, PLATE	1	1	1	1	1	1		
38	37890-HN2-006	SENSOR ASSY., THROTTLE	1	1	1	1	1	1		
39	93500-04008-1H	SCREW, PAN, 4X8	4	4	4	4	4	4		
40	93500-04014-1H	SCREW, PAN, 4X14	4	4	4	4	4	4		
41	93892-04012-18	SCREW-WASHER, 4X12	2	2	2	2	2	2		
42	93892-05014-18	SCREW-WASHER, 5X14	2	2	2	2	2	2		
43	95002-02079	CLIP, TUBE (B7)	7	7	7	7	7	7		
44	95002-02089	CLIP, TUBE (B8)	1	1	1	1	1	1		
45	95002-02659	CLIP, TUBE (B6.5)	1	1	1	1	1	1		
46	95005-35050-20	TUBE, 3.5X50(95005-35001-20M)	1	1	1	1	1	1		
47	95005-35110-20	TUBE, 3.5X110(95005-35001-20M)	1	1	1	1	1	1		
48	99101-HP0-1620	JET, MAIN, #162	1	1	1	1	1	1		
	99101-HN2-1580	JET, MAIN, #158	(1)	(1)	(1)	(1)	(1)	(1)		
49	99104-HN2-0450	JET, SLOW, #45	1	1	1	1	1	1		
50	99108-HP0-1700	JET, #170	1	1	1	1	1	1		
51	99112-HP0-0600	JET, #60	1	1	1	1	1	1		



EOP-1

GASKET KIT A

F15



ENG1-X0001 B

Ref. L.O.N. (Relative ref. Number) F.R.T.
No. Description

NO INFORMATION

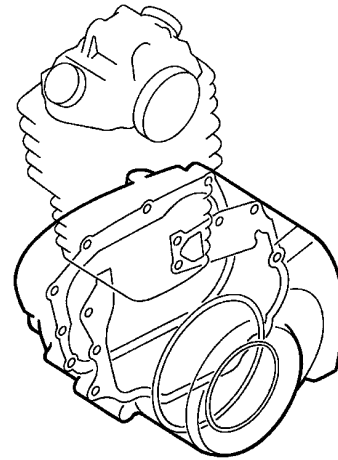
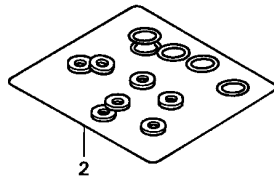
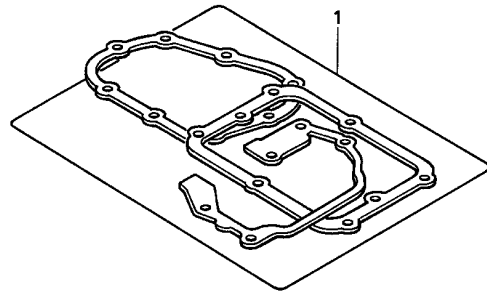
Ref. No.	Part No.	Description	Reqd. QTY						Serial No.	Parts catalogue code
			TRX500FE		TRX500FM		TRX500TM			
			5	6	5	6	5	6		
1	06113-HP0-A00	GASKET SHEET KIT A	1	-	1	-	1	-		
		(COMPONENT PARTS)								
	12191-HP0-A00	GASKET, CYLINDER	1	-	1	-	1	-		
	12251-HP0-A00	GASKET, CYLINDER HEAD	1	-	1	-	1	-		
	12315-HP0-A00	GASKET, HEAD COVER	1	-	1	-	1	-		
	18291-MN4-920	GASKET, EX. PIPE	1	-	1	-	1	-		
2	06114-HP0-A00	WASHER O-RING KIT A	1	-	1	-	1	-		
		(COMPONENT PARTS)								
	90441-706-000	WASHER, SEALING, 6MM	4	-	4	-	4	-		
	91302-943-003	O-RING, 33.5X3	2	-	2	-	2	-		
	91303-428-003	O-RING, 7.7X2.5	2	-	2	-	2	-		
	91314-HN6-000	O-RING, 11X2.4	6	-	6	-	6	-		
	91352-MG2-792	O-RING, 39.5X2.6	1	-	1	-	1	-		

2

EOP-2

GASKET KIT B

F16



ENG2- X0001 B

Ref. L.O.N. (Relative ref. Number) F.R.T.
No. Description

NO INFORMATION

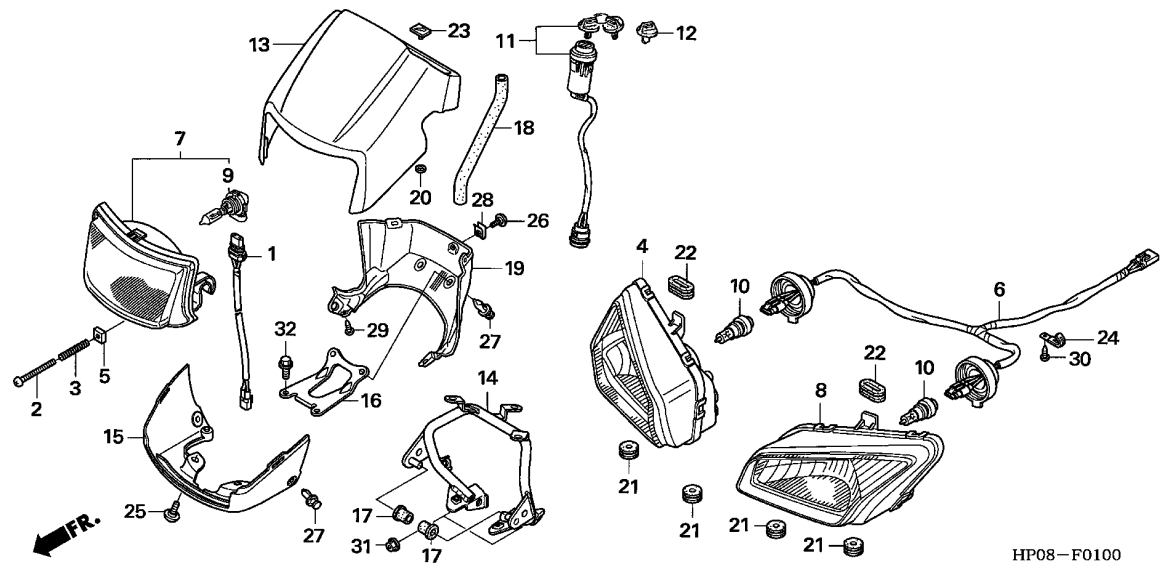
Ref. No.	Part No.	Description	Reqd. QTY						Serial No.	Parts catalogue code
			TRX500FE		TRX500FM		TRX500TM			
			5	6	5	6	5	6		
1	06115-HP0-A00	GASKET SHEET KIT B	1	-	1	-	1	-		
		(COMPONENT PARTS)								
	11394-HP0-A00	GASKET, FR. CRANKCASE COVER -	1	-	1	-	1	-		
	11395-HP0-A00	GASKET, RR. CRANKCASE COVER -	1	-	1	-	1	-		
	11396-HP0-A00	GASKET, A.C. GENERATOR COVER	1	-	1	-	1	-		
2	06116-HP0-A00	WASHER O-RING KIT B	-	-	1	-	-	-		
	06116-HP0-U00	1	-	-	-	-	-		
	06116-HP0-650	-	-	-	-	1	-		
		(COMPONENT PARTS)								
	90545-300-000	WASHER, OIL BOLT	1	-	-	-	-	-		
	91302-HB3-004	O-RING, 7.5X1.5	1	-	1	-	1	-		
	91302-KF0-003	O-RING, 54X2.4(ARAI)	1	-	1	-	1	-		
	91302-377-000	O-RING, 15X2.5	1	-	1	-	1	-		
	91303-HA0-004	O-RING, 11X1.9(NOK)	1	-	1	-	1	-		
	91303-377-000	O-RING, 13.8X2.5	1	-	1	-	1	-		
	91303-679-003	O-RING, 11.5X2.3	1	-	1	-	1	-		
	91304-HA5-003	O-RING, 10X2(ARAI)	1	-	1	-	1	-		
	91307-KF0-003	O-RING, 18X3(ARAI)	1	-	1	-	1	-		
	91308-HN0-A10	O-RING, ANGLE SENSOR	1	-	-	-	-	-		
	91308-MC7-000	O-RING, 8.2X1.5	1	-	1	-	1	-		
	91309-425-003	O-RING, 24.4X3.1(ARAI)	1	-	1	-	1	-		
	91321-PF4-004	O-RING, 18.3X2.4(NOK)	-	-	-	-	1	-		
	91361-MT3-003	O-RING, 22.1X1.9	-	-	-	-	1	-		
	94109-12000	WASHER, DRAIN PLUG, 12MM	1	-	1	-	1	-		

2

F-1

HEADLIGHT

G 1

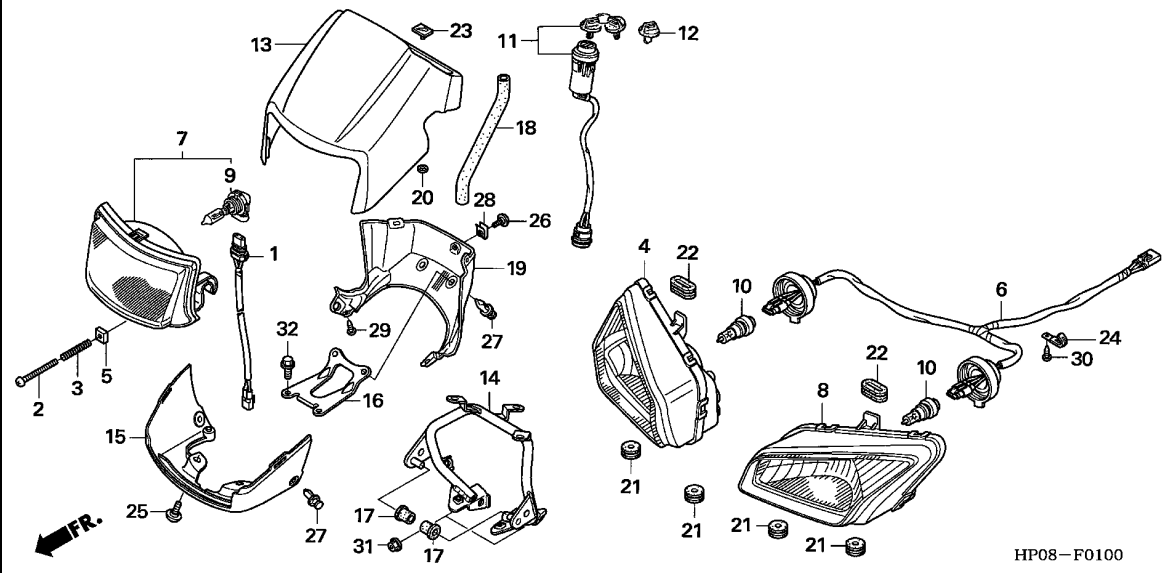


Ref. No.	L.O.N.	(Relative ref. Number) Description	F.R.T.
1	6161L8	CORD, ASSIST HEADLIGHT	0.9
4	6161A9	HEADLIGHT UNIT :RIGHT	0.2
	6161B0	HEADLIGHT UNIT :BOTH	0.4
6	6161B1	SOCKET, HEADLIGHT	0.5
7	6161B8	HEADLIGHT, ASSIST	0.4
8	6161A8	HEADLIGHT UNIT :LEFT	0.2
	6161B0	HEADLIGHT UNIT :BOTH	0.4
9	6161L9	BULB, ASSIST HEADLIGHT	0.1
10	6161F7	BULB, HEADLIGHT :LEFT	0.1
	6161F8	BULB, HEADLIGHT :RIGHT	0.1
	6161H4	BULB, HEADLIGHT :BOTH	0.1
11	615146	SWITCH, IGNITION	1.0
13	8121E3	COVER, METER	1.0
14	8121D0	STAY, METER COVER	0.5
15	4131B5	COVER, HANDLE :FRONT	0.4
19	4131B6	COVER, HANDLE :REAR	0.2

HP08-F0100

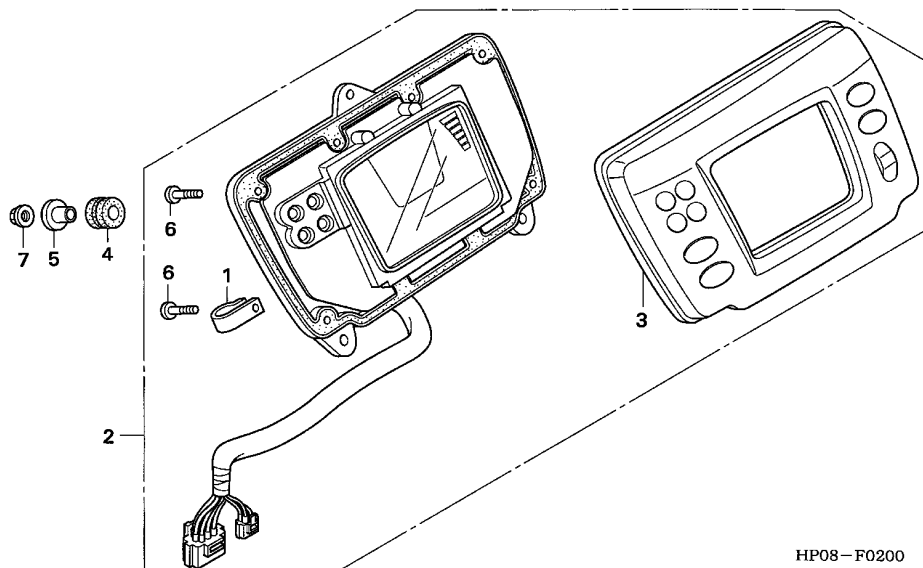
Ref. No.	Part No.	Description	Reqd. QTY						Serial No.	Parts catalogue code
			TRX500FE		TRX500FM		TRX500TM			
			5	6	5	6	5	6		
1	32500-HP0-A00	SUB CORD, ASSIST HEADLIGHT ..	1	1	1	1	1	1		
2	33103-KAE-770	SCREW, PAN	1	1	1	1	1	1		
3	33107-KAE-770	SPRING, BEAM ADJUSTING	1	1	1	1	1	1		
4	33110-HP0-A00	HEADLIGHT UNIT, R.	1	1	1	1	1	1		
5	33117-KBR-730	NUT, BEAM ADJUSTING	1	1	1	1	1	1		
6	33130-HP0-A00	SOCKET COMP., HEADLIGHT	1	1	1	1	1	1		
7	33150-HP0-A00	HEADLIGHT ASSY., ASSIST	1	1	1	1	1	1		
8	33160-HP0-A00	HEADLIGHT UNIT, L.	1	1	1	1	1	1		
9	34901-HN2-000	BULB, HEADLIGHT (12V 45W) (HOBBS)	1	1	1	1	1	1		
10	34901-HP0-A01	BULB COMP., HEADLIGHT (12V 30/30W)	2	2	2	2	2	2		
11	35100-HP0-A00	SWITCH ASSY., IGNITION	1	1	1	1	1	1		
12	35121-HF1-881	KEY, BLANK (TYPE 1) (KEY NO. AXX / BXX)	(1)	(1)	(1)	(1)	(1)	(1)		
	35122-HF1-881	KEY, BLANK (TYPE 2) (KEY NO. CXX / DXX)	(1)	(1)	(1)	(1)	(1)	(1)		
13	53205-HP0-A00ZA	COVER, METER UPPER								
	G152ADVENTURE GREEN	1	1	1	1	1	1		
	53205-HP0-A00ZB	*R232*.....PATRIOT RED	1	1	1	1	1	1		
	53205-HP0-A00ZC	*Y151R*.....STAR BURST YELLOW	1	1	1	1	-	-		
	53205-HP0-A00ZD	*PB357R*.....EASTERN BLUE	-	-	-	-	1	-		
14	53207-HP0-A00	STAY, METER COVER	1	1	1	1	1	1		
15	53210-HP0-A00ZA	COVER, FR. METER LOWER								
	NH1BLACK	1	1	1	1	1	1		
16	53211-HP0-A00	STAY, METER COVER LOWER	1	1	1	1	1	1		

3



Ref. No.	Part No.	Description	Reqd. QTY						Serial No.	Parts catalogue code
			TRX500FE		TRX500FM		TRX500TM			
			5	6	5	6	5	6		
17	53212-HP0-A00	BOOT, ASSIST HEADLIGHT	2	2	2	2	2	2		
18	53213-HP0-A00	TUBE, GUIDE	1	1	1	1	1	1		
19	53215-HP0-A00ZA	COVER, RR. METER LOWER *NH1*.....BLACK	1	1	1	1	1	1		
20	64206-MJ0-000	NUT, SPEED, 4MM	1	1	1	1	1	1		
21	80219-HC4-000	RUBBER, TAILLIGHT MOUNTING ..	4	4	4	4	4	4		
22	83601-MB0-000	GROMMET A, SIDE COVER	2	2	2	2	2	2		
23	86150-HN8-004	EMBLEM, PRODUCT	1	1	1	1	1	1		
24	90010-GEO-710	CLIP, TUBE	1	1	1	1	1	1		
25	90106-KBV-000	SCREW, PAN, 6X14	2	2	2	2	2	2		
26	90115-KW7-900	SCREW, VISOR SPECIAL SETTING	1	1	1	1	1	1		
27	90653-HC4-900	CLIP, MUDGUARD	4	4	4	4	4	4		
28	90677-KAN-961	NUT, CLIP, 5MM	1	1	1	1	1	1		
29	93903-25180	SCREW, TAPPING, 5X10	2	2	2	2	2	2		
30	93903-25220	SCREW, TAPPING, 5X12	1	1	1	1	1	1		
31	94050-08070	NUT, FLANGE, 8MM	2	2	2	2	2	2		
32	95701-06012-00	BOLT, FLANGE, 6X12	2	2	2	2	2	2		

FR.



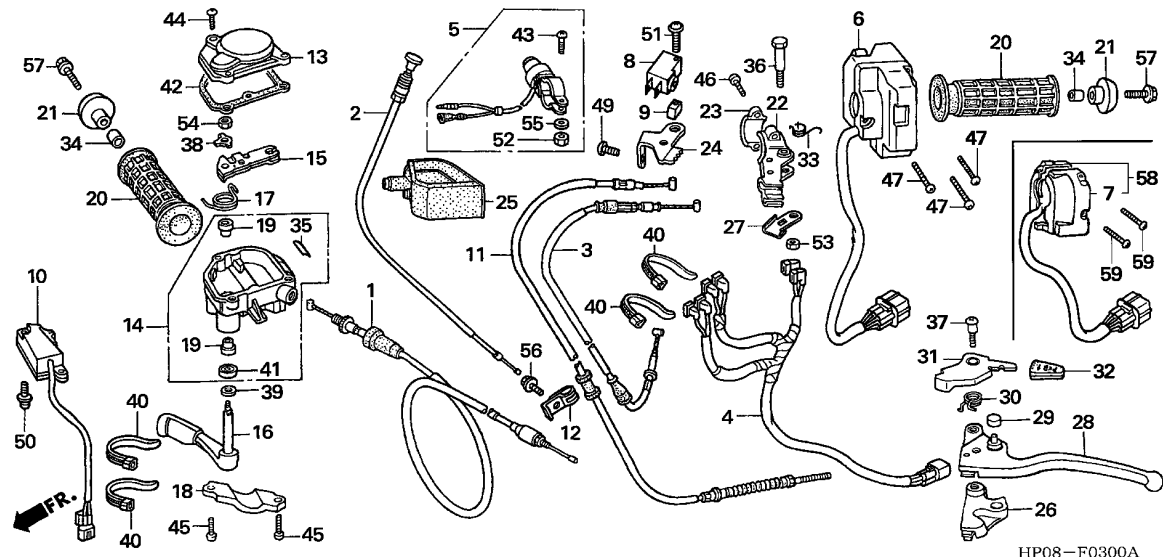
HP08-F0200

Ref. No.	L.O.N.	(Relative ref. Number) Description	F.R.T.
2	8121A1	METER ASSY., COMBINATION	1.0
3	8121B4	CASE, METER :UPPER	0.4

Ref. No.	Part No.	Description	Reqd. QTY						Serial No.	Parts catalogue code
			TRX500FE		TRX500FM		TRX500TM			
			5	6	5	6	5	6		
1	37121-ML7-671	CLAMP	1	1	1	1	1	1		
2	37200-HP0-C01	METER ASSY., COMBINATION	1	1	1	1	-	-		
	37200-HP0-651	-	-	-	-	1	1		
3	37201-HP0-A01	CASE ASSY., UPPER	1	1	1	1	-	-		
	37201-HP0-651	-	-	-	-	1	1		
4	37215-HM5-670	RUBBER, MOUNTING	3	3	3	3	3	3		
5	83601-357-000	COLLAR, COVER SETTING	3	3	3	3	3	3		
6	93903-22420	SCREW, TAPPING, 3X16	9	9	9	9	9	9		
7	94050-06070	NUT, FLANGE, 6MM	3	3	3	3	3	3		

F-3

HANDLE LEVER/SWITCH/CABLE

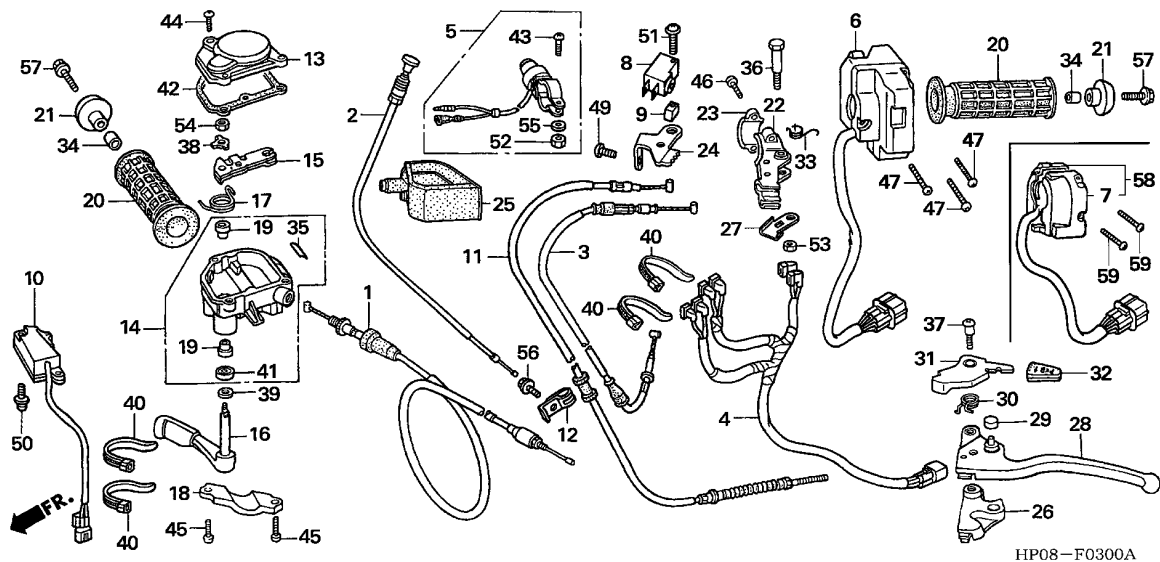


Ref. No.	L.O.N.	(Relative ref. Number) Description	F.R.T.
1	811100	CABLE, THROTTLE	0.8
2	811120	CABLE, CHOKE	0.6
3	811148	CABLE, REVERSE	0.6
4	6111B3	SUB HARNESS, FRONT STOP SWITCH	1.0
6		(58)	
	6151C8	SWITCH, LEFT HANDLE	1.1
8	6151B3	SWITCH, REAR STOP :LEVER SIDE	0.1
10	6151C7	SWITCH, 2WD/4WD SELECT	0.9
11	8111B1	CABLE, HAND BRAKE	0.6
13		(42)	
	8101C2	COVER, THROTTLE CASE	0.1
14	8101C3	CASE ASSY., THROTTLE LEVER ...	0.2
15	8101C4	ARM, THROTTLE	0.2
16	810120	LEVER, THROTTLE	0.2
20	8101C0	GRIP, HANDLE :LEFT	0.1
	8101C1	GRIP, HANDLE :RIGHT	0.1
22	8101C8	BRACKET, HANDLE LEVER :LEFT ..	0.2
26	8101E1	ARM, REVERSE ASSISTANT	0.1
28	8101C6	LEVER, HANDLE :LEFT	0.1
	8101F5	LEVER, HANDLE :BOTH	0.2
31	810170	LEVER, PARKING LOCK	0.1

HP08-F0300A

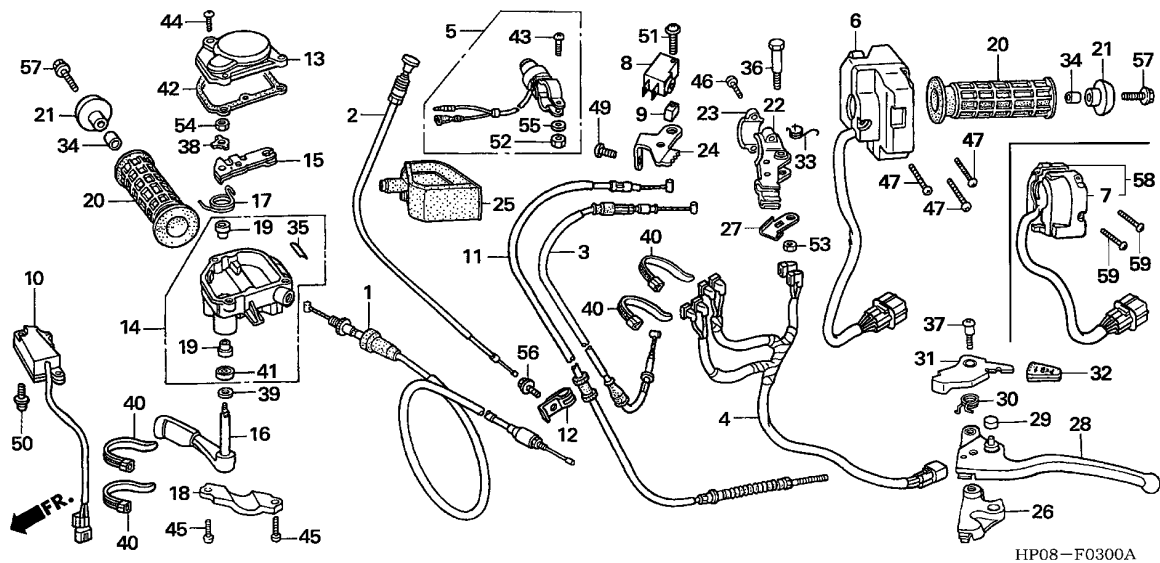
Ref. No.	Part No.	Description	Reqd. QTY						Serial No.	Parts catalogue code
			TRX500FE		TRX500FM		TRX500TM			
			5	6	5	6	5	6		
1	17910-HP0-A00	CABLE COMP., THROTTLE	1	1	1	1	1	1		
2	17950-HP0-A00	CABLE COMP., CHOKE	1	1	1	1	1	1		
3	22880-HP0-A00	CABLE, REVERSE ASSIST	1	1	1	1	1	1		
4	32105-HP0-A00	SUB HARNESS, FR. STOP SWITCH	1	1	1	1	1	1		
5	35180-HM7-740	SWITCH ASSY., HORN	1	1	1	1	1	1		
6	35200-HP0-A10	SWITCH ASSY., L. HANDLE	1	1	-	-	-	-		
7	35201-HB7-671	COVER, SWITCH	-	-	1	1	1	1		
8	35340-ML4-005	SWITCH ASSY., FR. STOP (TATEISHI)	1	1	1	1	1	1		
9	35345-HF1-830	COLLAR, STOP SWITCH	1	1	1	1	1	1		
10	35400-HP0-A00	SWITCH ASSY., SELECT (2WD/4WD)	1	1	1	1	-	-		
11	43460-HP0-A00	CABLE COMP., HAND BRAKE	1	1	1	1	1	1		
12	50352-HN2-000	CLAMP, BRAKE CABLE	1	1	1	1	1	1		
13	53141-HP1-000	COVER, THROTTLE CASE	1	1	1	1	1	1		
14	53143-HN0-305	CASE ASSY., THROTTLE LEVER ..	1	1	1	1	-	-		
	53143-HM7-305	-	-	-	-	1	1		
15	53144-HA0-010	ARM COMP., THROTTLE	1	1	1	1	1	1		
16	53145-HA0-770	LEVER, THROTTLE	1	1	1	1	1	1		
17	53146-HM8-000	SPRING, THROTTLE RETURN	1	1	1	1	1	1		
18	53147-HN0-670	HOLDER, THROTTLE CASE	1	1	1	1	-	-		
	53147-HM5-850	-	-	-	-	1	1		
19	53148-HA0-000	BUSH, THROTTLE PIVOT	2	2	2	2	2	2		
20	53165-958-010	GRIP, HANDLE	2	2	2	2	2	2		
21	53167-958-680	GUARD, HANDLE END	2	2	2	2	2	2		
22	53172-HN5-V70	BRACKET, BRAKE LEVER	1	1	-	-	-	-		





3

Ref. No.	Part No.	Description	Reqd. QTY						Serial No.	Parts catalogue code
			TRX500FE		TRX500FM		TRX500TM			
			5	6	5	6	5	6		
22)	53172-HN5-V60	BRACKET, BRAKE LEVER	-	-	1	1	1	1		
23	53173-376-000	HOLDER, LEVER BRACKET	1	1	1	1	1	1		
24	53174-HP0-A00	STAY, PARKING BRAKE STOPPER ..	1	1	1	1	1	1		
25	53177-HP0-A00	COVER, L. HANDLE LEVER	1	1	1	1	1	1		
26	53179-HA6-000	ARM, REVERSE ASSISTANT	1	1	1	1	1	1		
27	53179-HN5-M40	HOLDER, STOP SWITCH SUB CORD ..	1	1	1	1	1	1		
28	53180-HP0-A00	LEVER COMP., RR. BRAKE	1	1	1	1	1	1		
29	53187-VM6-000	CAP, REVERSE PIN	1	1	1	1	1	1		
30	53191-961-010	SPRING, PARKING BRAKE LEVER ..	1	1	1	1	1	1		
31	53192-HP0-A00	LEVER, PARKING BRAKE LOCK ...	1	1	1	1	1	1		
32	53193-HA0-770	CAP, PARKING LEVER	1	1	1	1	1	1		
33	53193-HP0-A10	SPRING, RETURN LEVER	1	1	-	-	-	-		
	53193-HP0-A00	-	-	1	1	1	1		
34	84906-118-000	COLLAR, NUMBER BRACKET SETTING	2	2	2	2	2	2		
35	87516-HN0-670	MARK, SELECT (2WD/4WD)	1	1	1	1	-	-		
36	90114-HM8-000	BOLT, HANDLE LEVER PIVOT	1	1	1	1	1	1		
37	90115-HA6-000	SCREW, PARKING LEVER PIVOT ..	1	1	1	1	1	1		
38	90501-HA0-000	WASHER, LOCK, 6MM	1	1	1	1	1	1		
39	90504-HA0-000	WASHER, 9X20	1	1	1	1	1	1		
40	90651-MA6-720	BAND, WIRE HARNESS	4	4	4	4	3	3		
41	91210-HA0-003	DUST SEAL, 9X16X5 (ARAI)	1	1	1	1	1	1		
	91210-HA0-004	DUST SEAL, 9X16X5 (NOK)	1	1	1	1	1	1		
42	91532-HA0-020	PACKING, THROTTLE CASE	1	1	1	1	1	1		
43	93500-04014-1B	SCREW, PAN, 4X14	1	1	1	1	1	1		
44	93500-04016-0G	SCREW, PAN, 4X16	3	3	3	3	3	3		

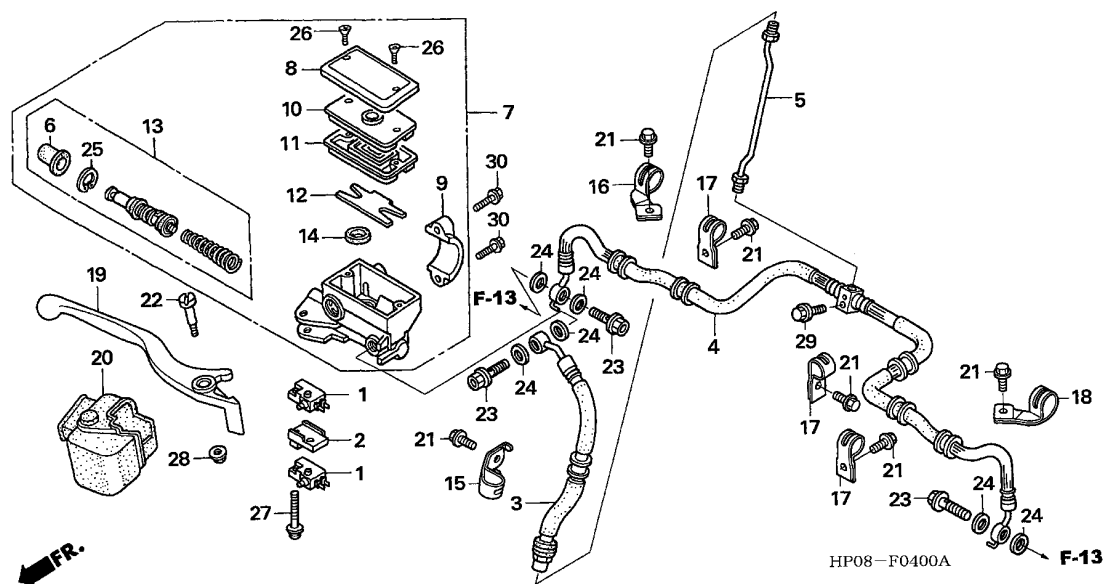


Ref. No.	Part No.	Description	Reqd. QTY						Serial No.	Parts catalogue code
			TRX500FE		TRX500FM		TRX500TM			
			5	6	5	6	5	6		
45	93500-05014-0G	SCREW, PAN, 5X14	2	2	2	2	2	2		
46	93500-05018-0G	SCREW, PAN, 5X18	2	2	2	2	2	2		
47	93500-05028-0G	SCREW, PAN, 5X28	3	3	-	-	-	-		
49	93500-06016-0G	SCREW, PAN, 6X16	1	1	1	1	1	1		
50	93891-04012-07	SCREW-WASHER, 4X12	2	2	2	2	-	-		
51	93893-04022-07	SCREW-WASHER, 4X22	1	1	1	1	1	1		
52	94001-04000-0S	NUT, HEX., 4MM	1	1	1	1	1	1		
53	94001-06070-0S	NUT, HEX., 6MM	1	1	1	1	1	1		
54	94002-06000-0S	NUT, HEX., 6MM	1	1	1	1	1	1		
55	94111-04000	WASHER, SPRING, 4MM	1	1	1	1	1	1		
56	95701-06012-00	BOLT, FLANGE, 6X12	1	1	1	1	1	1		
57	95701-06025-07	BOLT, FLANGE, 6X25	2	2	2	2	2	2		
58	35200-HP0-A01	SWITCH ASSY., LIGHTING & ENGINE STARTER	-	-	1	1	1	1		
59	93500-05025-0G	SCREW, PAN, 5X25	-	-	2	2	2	2		



F-4

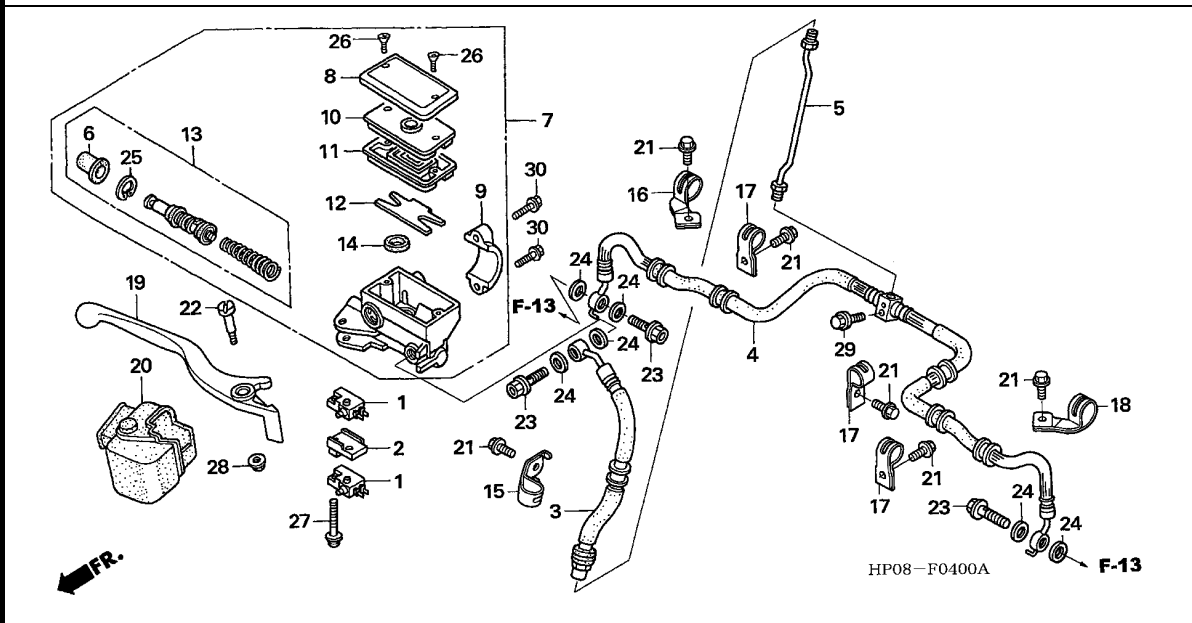
FR. BRAKE MASTER CYLINDER



Ref. No.	L.O.N.	(Relative ref. Number) Description	F.R.T.
1	6151B2	SWITCH, FRONT STOP	0.1
		.NOTE: Same time for two units	
3	712127	HOSE A, FRONT BRAKE	0.9
		.INCLUDES: Bleed brakes	
4	712128	HOSE B, FRONT BRAKE	0.7
		.INCLUDES: Bleed brakes	
5	7121C5	PIPE, FRONT BRAKE	0.8
		.INCLUDES: Bleed brakes	
7	712105	CYLINDER, FRONT BRAKE MASTER	0.5
		.INCLUDES: Bleed brakes	
11	7121G6	DIAPHRAGM, FRONT BRAKE MASTER	0.1
13	7121G9	PISTON SET, FRONT BRAKE MASTER	0.5
		.INCLUDES: Bleed brakes	
19	8101C7	LEVER, HANDLE :RIGHT	0.1
	8101F5	LEVER, HANDLE :BOTH	0.2

3

Ref. No.	Part No.	Description	Reqd. QTY						Serial No.	Parts catalogue code
			TRX500FE		TRX500FM		TRX500TM			
			5	6	5	6	5	6		
1	35340-ML4-005	SWITCH ASSY., FR. STOP (TATEISHI)	2	2	2	2	2	2		
2	35343-HN2-740	SPACER, FR. STOP SWITCH	1	1	1	1	1	1		
3	45126-HP0-A01	HOSE COMP. A, FR. BRAKE	1	1	1	1	1	1		
4	45127-HP0-A01	HOSE COMP. B, FR. BRAKE	1	1	1	1	1	1		
5	45128-HN8-000	PIPE COMP., FR. BRAKE	1	1	1	1	1	1		
6	45504-410-003	BOOT COMP.	1	1	1	1	1	1		
7	45510-HP0-A01	CYLINDER SUB ASSY., FR. BRAKE MASTER	1	1	1	1	1	1		
8	45513-MB4-673	CAP, MASTER CYLINDER	1	1	1	1	1	1		
9	45517-MA5-671	HOLDER, MASTER CYLINDER	1	1	1	1	1	1		
10	45518-MB4-671	PLATE, DIAPHRAGM	1	1	1	1	1	1		
11	45520-MA5-672	DIAPHRAGM	1	1	1	1	1	1		
12	45523-HC5-971	FLOAT, FR. MASTER CYLINDER (NISSIN)	1	1	1	1	1	1		
13	45530-HN8-006	CYLINDER SET, MASTER	1	1	1	1	1	1		
14	46666-961-013	SEPARATOR COMP.	1	1	1	1	1	1		
15	51206-HP0-A00	CLAMP B, FR. BRAKE HOSE	1	1	1	1	1	1		
16	51207-HP0-A00	CLAMP A, R. FR. BRAKE HOSE ..	1	1	1	1	1	1		
17	51208-HP0-A00	CLAMP C, FR. BRAKE HOSE	3	3	3	3	3	3		
18	51209-HP0-A00	CLAMP A, L. FR. BRAKE HOSE ..	1	1	1	1	1	1		
19	53175-HP0-A00	LEVER COMP., R. HANDLE	1	1	1	1	1	1		
20	53176-HN8-000	COVER, R. HANDLE	1	1	1	1	1	1		
21	90107-HC5-000	BOLT, FLANGE, 6X10	6	6	6	6	6	6		
22	90114-MA5-671	BOLT, HANDLE LEVER PIVOT	1	1	1	1	1	1		

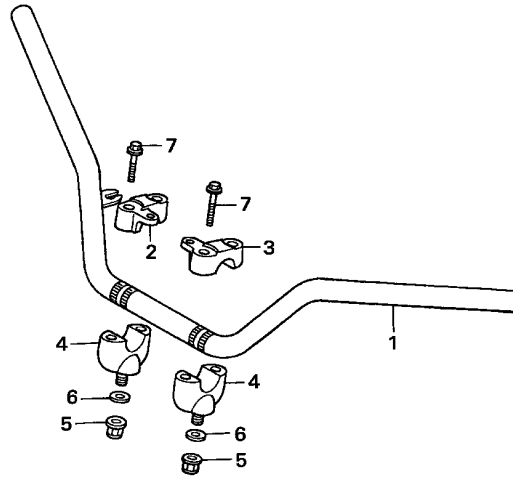


Ref. No.	Part No.	Description	Reqd. QTY						Serial No.	Parts catalogue code
			TRX500FE		TRX500FM		TRX500TM			
23	90145-MS9-612	BOLT, OIL, 10X22	3	3	3	3	3	3		
24	90545-300-000	WASHER, OIL BOLT	6	6	6	6	6	6		
25	90651-MA5-671	CIRCLIP	1	1	1	1	1	1		
26	93600-04012-1G	SCREW, FLAT, 4X12	2	2	2	2	2	2		
27	93893-04030-07	SCREW-WASHER, 4X30	1	1	1	1	1	1		
28	94050-06000	NUT, FLANGE, 6MM	1	1	1	1	1	1		
29	95701-06025-07	BOLT, FLANGE, 6X25	1	1	1	1	1	1		
30	96001-06022-07	BOLT, FLANGE, 6X22	2	2	2	2	2	2		

F-5

HANDLE PIPE

G 9



HP08-F0500

Ref. No.	L.O.N.	(Relative ref. Number) Description	F.R.T.
1	810100	PIPE, STEERING HANDLE	0.7
4	8101B9	HOLDER, HANDLE :LOWER	0.5
.NOTE: Same time for two units			

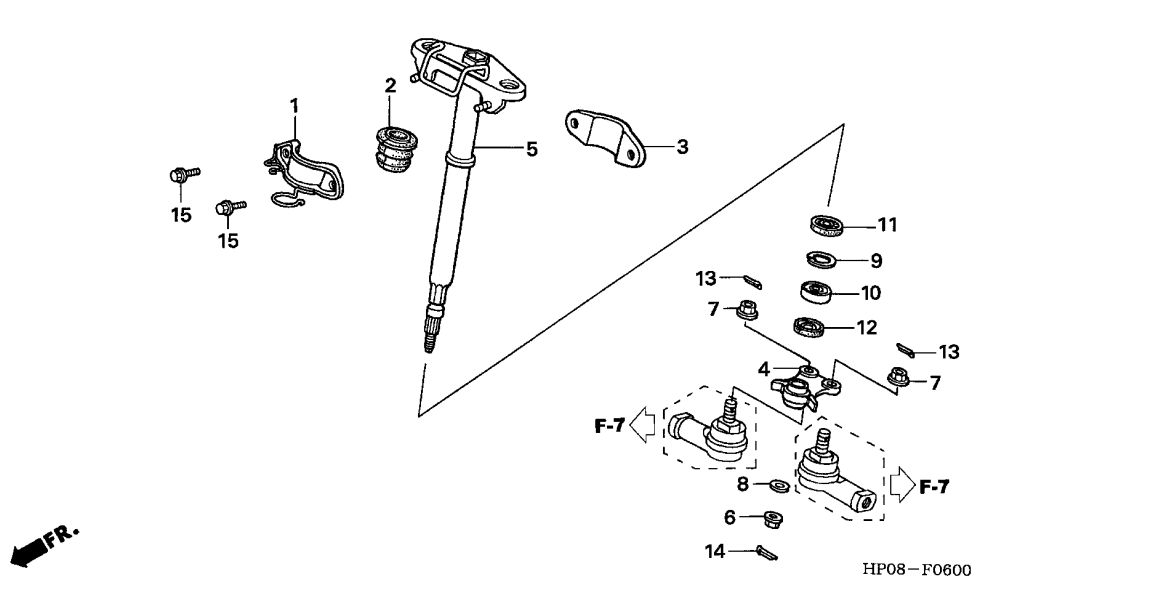
Ref. No.	Part No.	Description	Reqd. QTY						Serial No.	Parts catalogue code
			TRX500FE		TRX500FM		TRX500TM			
			5	6	5	6	5	6		
1	53100-HP0-A00	PIPE, STEERING HANDLE	1	1	1	1	1	1		
2	53111-HC3-000	HOLDER, R. UPPER HANDLE	1	1	1	1	1	1		
3	53121-HC3-000	HOLDER, L. UPPER HANDLE	1	1	1	1	1	1		
4	53130-HB3-770	HOLDER, HANDLE UNDER	2	2	2	2	2	2		
5	90305-HC0-770	NUT, SELF-LOCK, 10MM	2	2	2	2	2	2		
6	90521-427-770	WASHER, 10.3MM	2	2	2	2	2	2		
7	95701-08035-08	BOLT, FLANGE, 8X35	4	4	4	4	4	4		

3

F-6

STEERING SHAFT

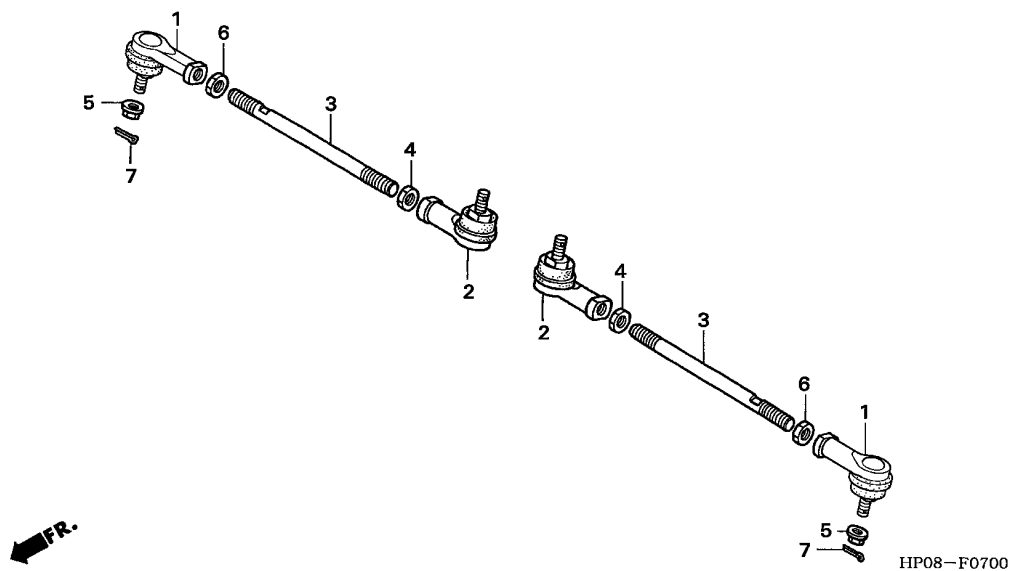
G10



Ref. No.	L.O.N.	(Relative ref. Number) Description	F.R.T.
2	5101B3	BUSH, STEERING	0.8
4	5101B4	ARM, STEERING	1.0
5	510100	STEM OR SHAFT ASSY., STEERING	1.4
10	5101B8	BEARING, STEERING SHAFT	1.9
11	5101C6	DUST SEAL, STEERING SHAFT	
		:UPPER	1.6
	5101D0	DUST SEAL, STEERING SHAFT	
		:BOTH	1.7
12	5101B9	DUST SEAL, STEERING SHAFT	
		:LOWER	1.6
	5101D0	DUST SEAL, STEERING SHAFT	
		:BOTH	1.7

Ref. No.	Part No.	Description	Reqd. QTY						Serial No.	Parts catalogue code
			TRX500FE		TRX500FM		TRX500TM			
			5	6	5	6	5	6		
1	53220-HP0-A00	HOLDER COMP., STEERING SHAFT	1	1	1	1	1	1		
2	53221-HP1-003	BUSH, STEERING	1	1	1	1	1	1		
3	53223-HP0-A00	HOLDER, STEERING SHAFT	1	1	1	1	1	1		
4	53235-HN8-000	ARM, STEERING	1	1	1	1	-	-		
	53235-HP0-670	-	-	-	-	1	1		
5	53310-HP0-A00	SHAFT COMP., STEERING	1	1	1	1	1	1		
6	90213-S73-003	NUT, SELF-LOCK, 14MM	1	1	1	1	1	1		
7	90305-HC4-000	NUT, SELF-LOCK, 12MM	2	2	2	2	2	2		
8	90402-HA0-000	WASHER, THRUST, 14MM	1	1	1	1	1	1		
9	90603-HN2-000	CIRCLIP, INTERNAL, 44MM	1	1	1	1	1	1		
10	91103-VA4-003	BEARING, RADIAL BALL, 60/22 ..	1	1	1	1	1	1		
11	91255-HN8-003	DUST SEAL, 30X44X9	1	1	1	1	1	1		
12	91257-KY4-900	DUST SEAL, 27X37X5	1	1	1	1	1	1		
13	94201-20220	PIN, SPLIT, 2.0X22	2	2	2	2	2	2		
14	94201-30250	PIN, SPLIT, 3.0X25	1	1	1	1	1	1		
15	95701-08016-07	BOLT, FLANGE, 8X16	2	2	2	2	2	2		

3



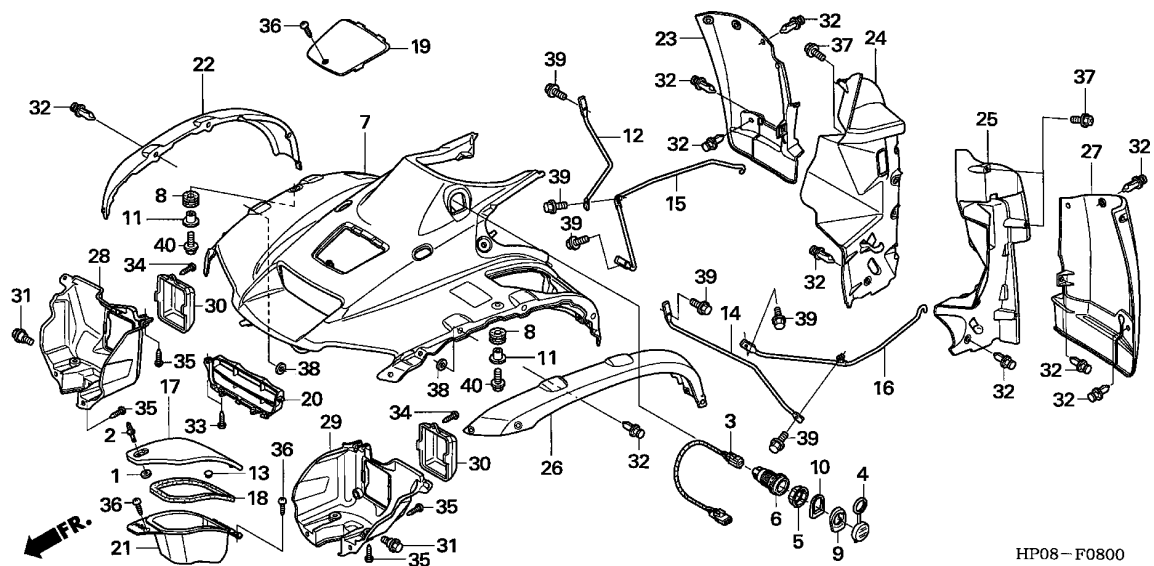
Ref. No.	L.O.N.	(Relative ref. Number) Description	F.R.T.
1	5101C0	END, OUTER TIE ROD :LEFT	0.5
	5101C1	END, OUTER TIE ROD :RIGHT	0.5
	5101C2	END, OUTER TIE ROD :BOTH	0.7
2	5101A3	END, INNER TIE ROD :LEFT	0.7
	5101A4	END, INNER TIE ROD :RIGHT	0.7
	5101A5	END, INNER TIE ROD :BOTH	1.1
3	5101A6	ROD, TIE :LEFT	0.6
	5101A7	ROD, TIE :RIGHT	0.6
	5101A8	ROD, TIE :BOTH	0.9

3

Ref. No.	Part No.	Description	Reqd. QTY						Serial No.	Parts catalogue code
			TRX500FE		TRX500FM		TRX500TM			
			5	6	5	6	5	6		
1	53157-HP0-A01	END COMP., R. TIE ROD (RIGHT HAND THREAD)	2	2	2	2	2	2		
2	53158-HP0-A01	END COMP., L. TIE ROD (LEFT HAND THREAD)	2	2	2	2	2	2		
3	53521-HN2-000	ROD, TIE	2	2	2	2	2	2		
4	53526-679-000	NUT, TIE ROD LOCK (LEFT HAND THREAD)	2	2	2	2	2	2		
5	90305-HC4-000	NUT, SELF-LOCK, 12MM	2	2	2	2	2	2		
6	94031-12280	NUT, HEX., 12MM	2	2	2	2	2	2		
7	94201-20220	PIN, SPLIT, 2.0X22	2	2	2	2	2	2		

F-8

FRONT FENDER



HP08-F0800

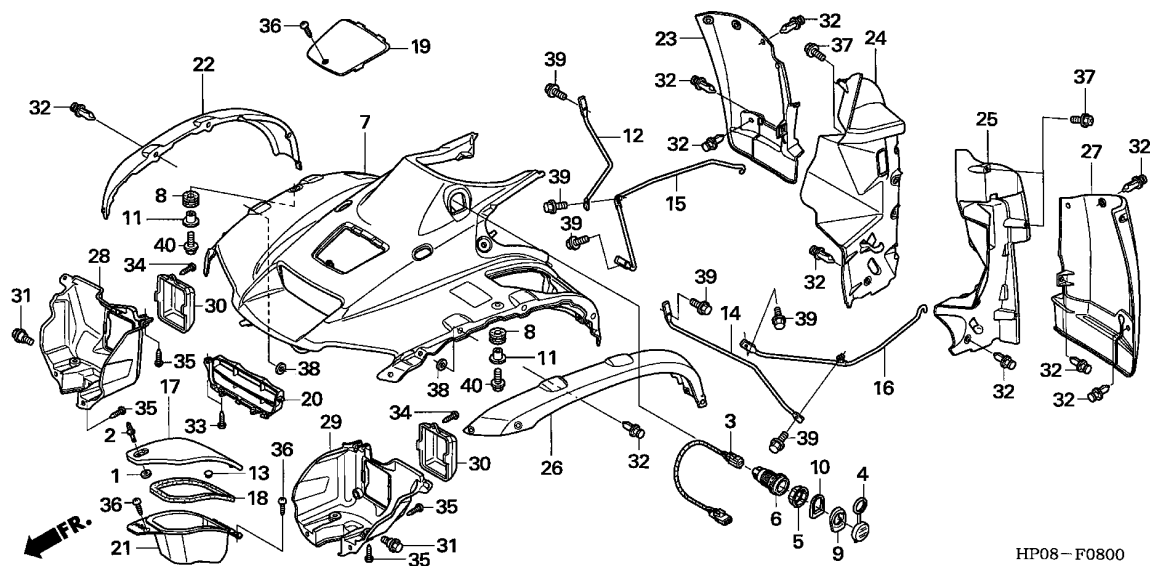
Ref. No.	L.O.N.	(Relative ref. Number) Description	F.R.T.
6	8121A0	SOCKET, ACCESSORY	0.6
7	4131B7	FENDER, FRONT	1.0
15	4101M3	BRACKET, CENTER MUDGUARD :RIGHT	0.1
16	4101M2	BRACKET, CENTER MUDGUARD :LEFT	0.1
22	4131G3	MUDGUARD :RIGHT FRONT	0.1
23	4131G8	MUDGUARD :RIGHT FRONT LOWER ..	0.1
24	4131C1	FENDER, INNER :RIGHT	0.2
25	4131C0	FENDER, INNER :LEFT	0.2
26	4131G2	MUDGUARD :LEFT FRONT	0.1
27	4131G7	MUDGUARD :LEFT FRONT LOWER ...	0.1
28	4131D4	COVER, HEADLIGHT :RIGHT	0.2
	4131M9	COVER, HEADLIGHT :BOTH	0.4
29	4131D3	COVER, HEADLIGHT :LEFT	0.2
	4131M9	COVER, HEADLIGHT :BOTH	0.4

Ref. No.	Part No.	Description	Reqd. QTY						Serial No.	Parts catalogue code
			TRX500FE 5	TRX500FM 6	TRX500TM 5	TRX500TM 6	TRX500TM 5	TRX500TM 6		
1	17224-KN5-670	WASHER, AIR CLEANER COVER								
		SETTING								
2	17225-KN5-670	STUD, 6X21	1	1	1	1	1	1	1	
3	31651-HP0-A00	SUB HARNESS, ACCESSORY	1	1	1	1	1	1	1	
4	31652-HP0-A01	CAP	1	1	1	1	1	1	1	
5	31653-HP0-A01	NUT	1	1	1	1	1	1	1	
6	31655-HP0-A01	SOCKET COMP., ACCESSORY	1	1	1	1	1	1	1	
7	61100-HP0-U00ZA	FENDER, FR.								
		G152.....ADVENTURE GREEN	1	1	1	1	1	1	1	
		R232.....PATRIOT RED	1	1	1	1	1	1	1	
		Y151R.....STAR BURST YELLOW	1	1	1	1	-	1	-	
		PB357R.....EASTERN BLUE	-	-	-	-	1	-	-	
8	61103-HM5-850	RUBBER, FR. FENDER MOUNTING	2	2	2	2	2	2	2	
9	61103-HN5-670ZB	SPACER, ACCESSORY SOCKET								
		OUTSIDE								
		NH1.....BLACK	1	1	1	1	1	1	1	
10	61104-HN5-670ZA	SPACER, ACCESSORY SOCKET								
		INSIDE								
		NH1.....BLACK	1	1	1	1	1	1	1	
11	61104-357-000	COLLAR, FR. FENDER	2	2	2	2	2	2	2	
12	61105-HP0-A00	STAY, R. FR. FENDER	1	1	1	1	1	1	1	
13	61105-KA8-000	PLUG, FR. FENDER	1	1	1	1	1	1	1	
14	61106-HP0-A00	STAY, L. FR. FENDER	1	1	1	1	1	1	1	
15	61107-HP0-A00	STAY, CENTER MUDGUARD R. SIDE	1	1	1	1	1	1	1	
16	61108-HP0-A00	STAY, CENTER MUDGUARD L. SIDE	1	1	1	1	1	1	1	



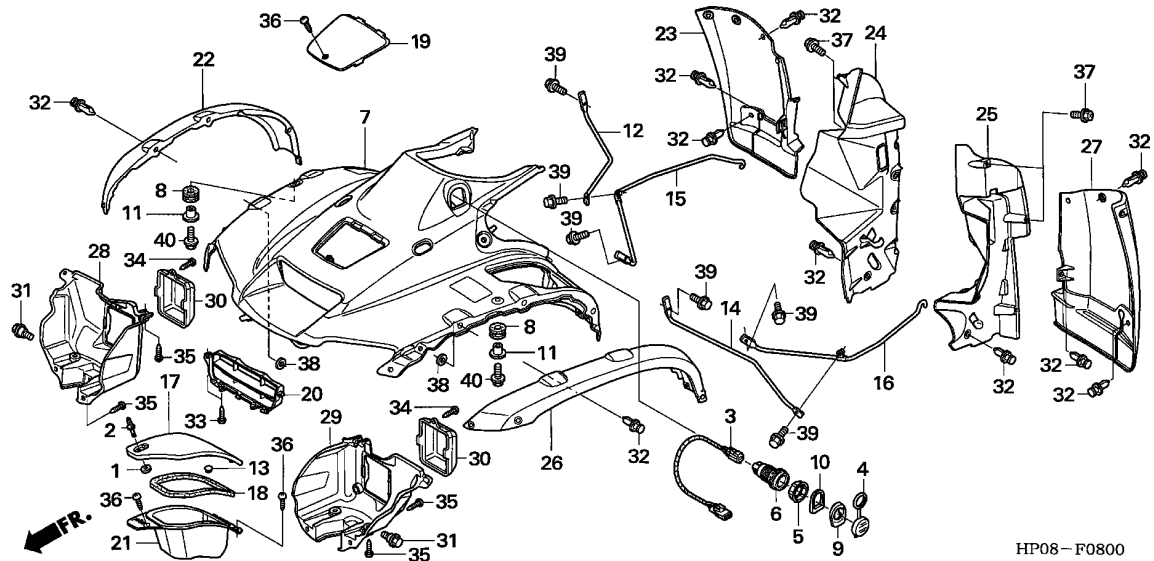
F-8

FRONT FENDER



HP08-F0800

Ref. No.	Part No.	Description	Reqd. QTY						Serial No.	Parts catalogue code
			TRX500FE		TRX500FM		TRX500TM			
			5	6	5	6	5	6		
17	61120-HP0-A00ZA	LID, GLOVE BOX								
		G152.....ADVENTURE GREEN	1	1	1	1	1	1		
		R232.....PATRIOT RED	1	1	1	1	1	1		
		Y151R.....STAR BURST YELLOW	1	1	1	1	1	1		
		PB357R.....EASTERN BLUE	-	-	-	-	1	-		
18	61122-HP0-A00	SEAL, GLOVE BOX	1	1	1	1	1	1		
19	61130-HP0-A00ZA	LID, FR. FENDER								
		G152.....ADVENTURE GREEN	1	1	1	1	1	1		
		R232.....PATRIOT RED	1	1	1	1	1	1		
		Y151R.....STAR BURST YELLOW	1	1	1	1	1	1		
		PB357R.....EASTERN BLUE	-	-	-	-	1	-		
20	61140-HP0-A00ZA	GUIDE, FR. AIR								
		G152.....ADVENTURE GREEN	1	1	1	1	1	1		
		R232.....PATRIOT RED	1	1	1	1	1	1		
		Y151R.....STAR BURST YELLOW	1	1	1	1	1	1		
		PB357R.....EASTERN BLUE	-	-	-	-	1	-		
21	61150-HP0-A00	BOX COMP., GLOVE	1	1	1	1	1	1		
22	61861-HP0-A00ZA	MUDGUARD, R. FR. SIDE								
		NH1.....BLACK	1	1	1	1	1	1		
23	61862-HP0-A00ZA	MUDGUARD, R. FR. LOWER								
		NH1.....BLACK	1	1	1	1	1	1		
24	61863-HP0-A00	FENDER, R. FR.	1	1	1	1	1	1		
25	61864-HP0-A00	FENDER, L. FR.	1	1	1	1	1	1		
26	61866-HP0-A00ZA	MUDGUARD, L. FR. SIDE								
		NH1.....BLACK	1	1	1	1	1	1		
27	61868-HP0-A00ZA	MUDGUARD, L. FR. LOWER								
		NH1.....BLACK	1	1	1	1	1	1		



HP08-F0800

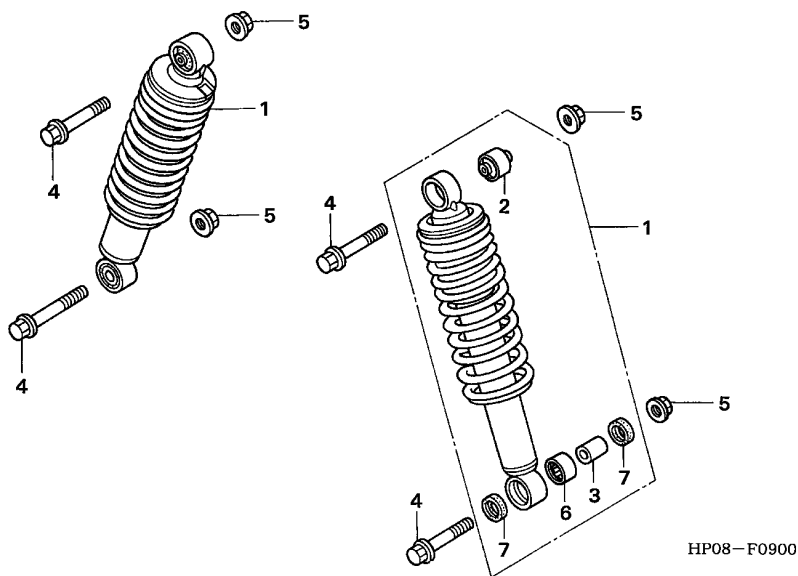
Ref. No.	Part No.	Description	Reqd. QTY						Serial No.	Parts catalogue code
			TRX500FE		TRX500FM		TRX500TM			
28	66301-HP0-A00	COVER, R. HEADLIGHT	1	1	1	1	1	1		
29	66302-HP0-A00	COVER, L. HEADLIGHT	1	1	1	1	1	1		
30	66303-HN5-670	CAP, HEADLIGHT TAIL	2	2	2	2	2	2		
31	90111-162-000	BOLT, FLANGE, 6MM	2	2	2	2	2	2		
32	90653-HC4-900	CLIP, MUDGUARD	24	24	24	24	24	24		
33	93903-24220	SCREW, TAPPING, 4X10	4	4	4	4	4	4		
34	93903-24320	SCREW, TAPPING, 4X12	2	2	2	2	2	2		
35	93903-25220	SCREW, TAPPING, 5X12	6	6	6	6	6	6		
36	93903-25280	SCREW, TAPPING, 5X12	4	4	4	4	4	4		
37	93904-26210	SCREW, TAPPING, 6X16	4	4	4	4	4	4		
38	94103-08800	WASHER, PLAIN, 8MM	6	6	6	6	6	6		
39	95701-06014-00	BOLT, FLANGE, 6X14	6	6	6	6	6	6		
40	95701-06022-00	BOLT, FLANGE, 6X22	2	2	2	2	2	2		



F-9

FRONT CUSHION

G15



Ref. No.	L.O.N.	(Relative ref. Number) Description	F.R.T.
1	5111G7	CUSHION ASSY., FRONT :LEFT ...	0.2
	5111G8	CUSHION ASSY., FRONT :RIGHT ..	0.2
	5111H7	CUSHION ASSY., FRONT :BOTH ...	0.4

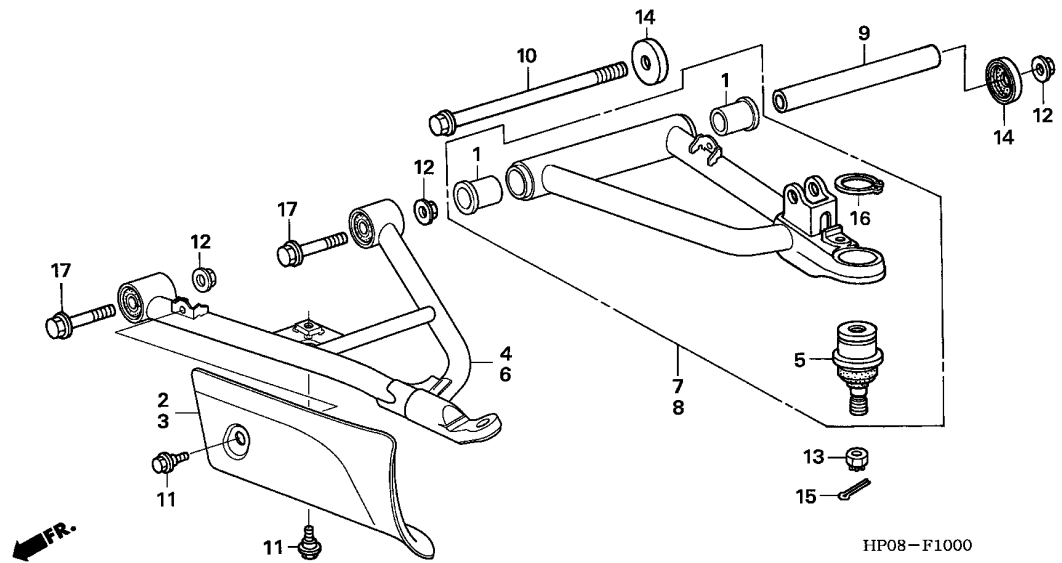
3

Ref. No.	Part No.	Description	Reqd. QTY						Serial No.	Parts catalogue code
			TRX500FE		TRX500FM		TRX500TM			
			5	6	5	6	5	6		
1	51400-HP0-A02	CUSHION ASSY., FR.	2	2	2	2	-	-		
	51400-HP0-672	-	-	-	-	2	2		
2	51451-HN5-671	BUSH, DAMPER	2	2	2	2	2	2		
3	52486-HN2-000	COLLAR, RR. CUSHION	2	2	2	2	2	2		
4	90163-SZ3-000	BOLT, FLANGE, 10X45	4	4	4	4	4	4		
5	90305-HC0-770	NUT, SELF-LOCK, 10MM	4	4	4	4	4	4		
6	91077-HN2-003	BEARING, NEEDLE, 16X22X12 ...	2	2	2	2	2	2		
7	91253-HN8-003	DUST SEAL, 16X24X4	4	4	4	4	4	4		

F-10

FRONT ARM

G16



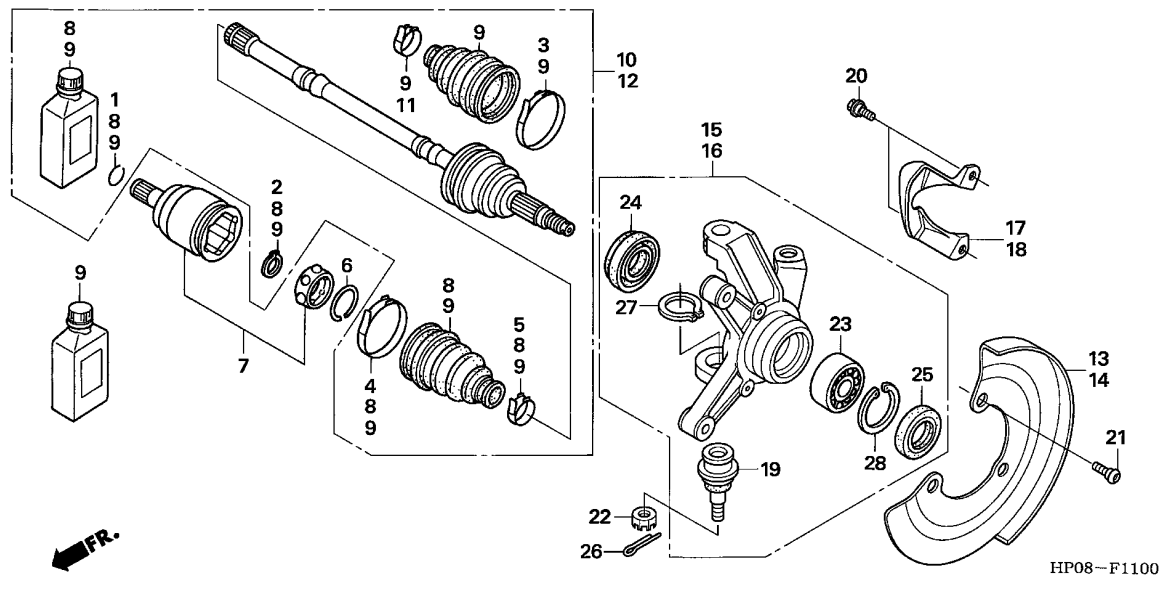
Ref. No.	L.O.N.	(Relative ref. Number) Description	F.R.T.
2	5111A8	GUARD, FRONT LOWER ARM :RIGHT	0.1
	5111J5	GUARD, FRONT LOWER ARM :BOTH	0.1
3	5111A7	GUARD, FRONT LOWER ARM :LEFT	0.1
	5111J5	GUARD, FRONT LOWER ARM :BOTH	0.1
4	5111B4	ARM, FRONT LOWER :RIGHT	0.6
	5111B4A	.Replace right upper arm add	0.4
	5111B5	ARM, FRONT LOWER :BOTH	1.1
5	5111B6	JOINT, UPPER ARM BALL :LEFT	1.0
	5111B7	JOINT, UPPER ARM BALL :RIGHT	1.0
	5111B8	JOINT, UPPER ARM BALL :BOTH	1.8
6	5111B3	ARM, FRONT LOWER :LEFT	0.6
	5111B3A	.Replace left upper arm add	0.4
	5111B5	ARM, FRONT LOWER :BOTH	1.1
7	5111B1	ARM, FRONT UPPER :RIGHT	0.8
	5111B1A	.Replace right lower arm add	0.2
	5111B2	ARM, FRONT UPPER :BOTH	1.4
8	5111B0	ARM, FRONT UPPER :LEFT	0.8
	5111B0A	.Replace left lower arm add	0.2
	5111B2	ARM, FRONT UPPER :BOTH	1.4

Ref. No.	Part No.	Description	Reqd. QTY						Serial No.	Parts catalogue code
			TRX500FE		TRX500FM		TRX500TM			
			5	6	5	6	5	6		
1	51108-HP0-A00	BUSH, UPPER ARM	4	4	4	4	4	4		
2	51315-HP0-A00	GUARD, R. FR. INBOARD	1	1	1	1	-	-		
3	51316-HP0-A00	GUARD, L. FR. INBOARD	1	1	1	1	-	-		
4	51350-HP0-A00	ARM ASSY., R. FR. LOWER	1	1	1	1	-	-		
	51350-HP0-670		-	-	-	-	1	1		
5	51355-HN0-A01	JOINT A, ARM BALL	2	2	2	2	2	2		
6	51360-HP0-A00	ARM ASSY., L. FR. LOWER	1	1	1	1	-	-		
	51360-HP0-670		-	-	-	-	1	1		
7	51370-HP0-A00	ARM ASSY., R. FR. UPPER	1	1	1	1	1	1		
8	51380-HP0-A00	ARM ASSY., L. FR. UPPER	1	1	1	1	1	1		
9	51464-HN2-000	COLLAR, UPPER ARM	2	2	2	2	2	2		
10	90103-162-000	BOLT, ENGINE HANGER	2	2	2	2	2	2		
11	90111-KT1-780	BOLT, FLANGE, 6MM	4	4	4	4	-	-		
12	90305-HC0-770	NUT, SELF-LOCK, 10MM	6	6	6	6	6	6		
13	90310-HB9-000	NUT, CASTLE, 12MM	2	2	2	2	2	2		
14	91262-MA0-015	SEAL, RR. CUSHION CONNECTING ROD PIVOT (NOK)	4	4	4	4	4	4		
15	94201-30180	PIN, SPLIT, 3.0X18	2	2	2	2	2	2		
16	94514-34000	CIRCLIP, EXTERNAL, 34MM	2	2	2	2	2	2		
17	95801-10065-00	BOLT, FLANGE, 10X65	4	4	4	4	4	4		

3

F-11

KNUCKLE(TRX500FE/FM)



Ref. No.	L.O.N.	(Relative ref. Number) Description	F.R.T.
7	2131E1	JOINT, FRONT INBOARD :LEFT ...	0.9
	2131E2	JOINT, FRONT INBOARD :RIGHT ..	0.9
	2131E3	JOINT, FRONT INBOARD :BOTH ...	1.7
8	2131D5	BOOT, FRONT INBOARD :LEFT	0.9
	2131D6	BOOT, FRONT INBOARD :RIGHT ...	0.9
	2131D7	BOOT, FRONT INBOARD :BOTH	1.7
9	2131K3	BOOT SET, FRONT DRIVESHAFT	
		:LEFT	1.0
	2131K4	BOOT SET, FRONT DRIVESHAFT	
		:RIGHT	1.0
	2131K5	BOOT SET, FRONT DRIVESHAFT	
		:BOTH	1.9
10	2131D9	DRIVESHAFT SET, FRONT :RIGHT ..	0.9
	2131E0	DRIVESHAFT SET, FRONT :BOTH ...	1.7
12	2131D8	DRIVESHAFT SET, FRONT :LEFT ..	0.9
	2131E0	DRIVESHAFT SET, FRONT :BOTH ...	1.7
13	4131A5	COVER, FRONT DISC :RIGHT	0.3
	4131A6	COVER, FRONT DISC :BOTH	0.6
14	4131A4	COVER, FRONT DISC :LEFT	0.3
	4131A6	COVER, FRONT DISC :BOTH	0.6
15	5111A2	KNUCKLE :RIGHT	0.6
	5111A3	KNUCKLE :BOTH	1.1
16	5111A1	KNUCKLE :LEFT	0.6
	5111A3	KNUCKLE :BOTH	1.1
+19	5111B9	JOINT, KNUCKLE :LEFT	0.7

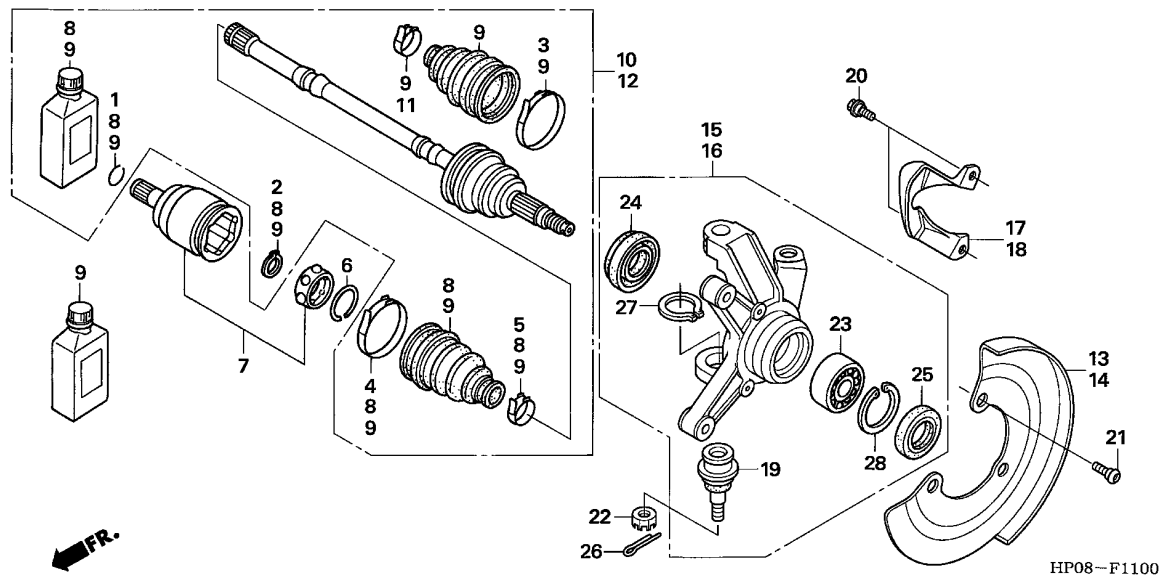
HP08-F1100

Ref. No.	Part No.	Description	Reqd. QTY						Serial No.	Parts catalogue code
			TRX500FE		TRX500FM		TRX500TM			
			5	6	5	6	5	6		
1	42206-HA7-671	RING, SNAP	2	2	2	2	-	-		
2	42209-HC5-003	CIRCLIP	2	2	2	2	-	-		
3	42336-SN4-003	BAND, OUTBOARD BOOT	2	2	2	2	-	-		
4	44205-HN8-A41	BAND B, INBOARD	2	2	2	2	-	-		
5	44206-HN8-A41	BAND A, INBOARD	2	2	2	2	-	-		
6	44207-HN8-A41	RING, SNAP	2	2	2	2	-	-		
7	44220-HN8-A41	JOINT COMP., INBOARD	2	2	2	2	-	-		
8	44230-HN8-A41	BOOT SET, INBOARD	2	2	2	2	-	-		
9	44240-HN8-A41	BOOT SET	2	-	2	-	-	-		
	44240-HP0-305	-	2	-	2	-	-		
10	44250-HN8-A41	SHAFT SET, R. FR. DRIVE	1	1	1	1	-	-		
11	44318-SJ7-003	BAND, SHAFT BOOT	2	2	2	2	-	-		
12	44350-HN8-A41	SHAFT SET, L. FR. DRIVE	1	1	1	1	-	-		
13	45255-HP0-A00	GUARD, R. SPLASH	1	1	1	1	-	-		
14	45256-HP0-A00	GUARD, L. SPLASH	1	1	1	1	-	-		
15	51200-HP0-A00	KNUCKLE ASSY., R.	1	1	1	1	-	-		
16	51250-HP0-A00	KNUCKLE ASSY., L.	1	1	1	1	-	-		
17	51325-HP0-A00	GUARD, R. FR. OUTBOARD	1	1	1	1	-	-		
18	51326-HP0-A00	GUARD, L. FR. OUTBOARD	1	1	1	1	-	-		
19	51355-HN0-A01	JOINT A, ARM BALL	2	2	2	2	-	-		
20	90111-KT1-780	BOLT, FLANGE, 6MM	4	4	4	4	-	-		
21	90114-HP0-A00	BOLT, SOCKET, 6X15	6	6	6	6	-	-		
22	90310-HB9-000	NUT, CASTLE, 12MM	2	2	2	2	-	-		
23	91051-HA7-651	BEARING, ANGULAR BALL, 30X54X24	2	2	2	2	-	-		

F-11

KNUCKLE(TRX500FE/FM)

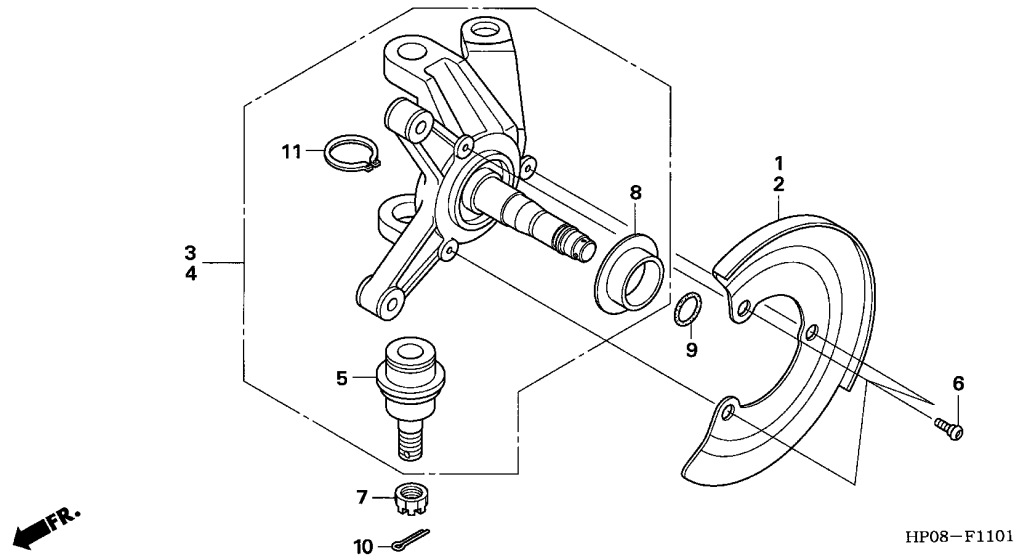
H 2



Ref. No.	L.O.N.	(Relative ref. Number) Description	F.R.T.
+19	5111C0	JOINT, KNUCKLE :RIGHT	0.7
	5111C1	JOINT, KNUCKLE :BOTH	1.3
23	5111F7	BEARING, FRONT KNUCKLE :LEFT ..	0.8
	5111F8	BEARING, FRONT KNUCKLE :RIGHT ..	0.8
	5111H8	BEARING, FRONT KNUCKLE :BOTH ..	1.5

Ref. No.	Part No.	Description	Reqd. QTY						Serial No.	Parts catalogue code
			TRX500FE		TRX500FM		TRX500TM			
			5	6	5	6	5	6		
24	91209-HN2-003	DUST SEAL, 40X58X7	2	2	2	2	-	-		
25	91256-HP0-A01	DUST SEAL, 38X55X6	2	2	2	2	-	-		
26	94201-30180	PIN, SPLIT, 3.0X18	2	2	2	2	-	-		
27	94514-34000	CIRCLIP, EXTERNAL, 34MM	2	2	2	2	-	-		
28	94520-55000	CIRCLIP, INTERNAL, 55MM	2	2	2	2	-	-		

3



Ref. No.	L.O.N.	(Relative ref. Number) Description	F.R.T.
1	4131A5	COVER, FRONT DISC :RIGHT	0.3
	4131A6	COVER, FRONT DISC :BOTH	0.6
2	4131A4	COVER, FRONT DISC :LEFT	0.3
	4131A6	COVER, FRONT DISC :BOTH	0.6
3	5111A2	KNUCKLE :RIGHT	0.6
	5111A3	KNUCKLE :BOTH	1.1
4	5111A1	KNUCKLE :LEFT	0.6
	5111A3	KNUCKLE :BOTH	1.1
5	5111B9	JOINT, KNUCKLE :LEFT	0.7
	5111C0	JOINT, KNUCKLE :RIGHT	0.7
	5111C1	JOINT, KNUCKLE :BOTH	1.3

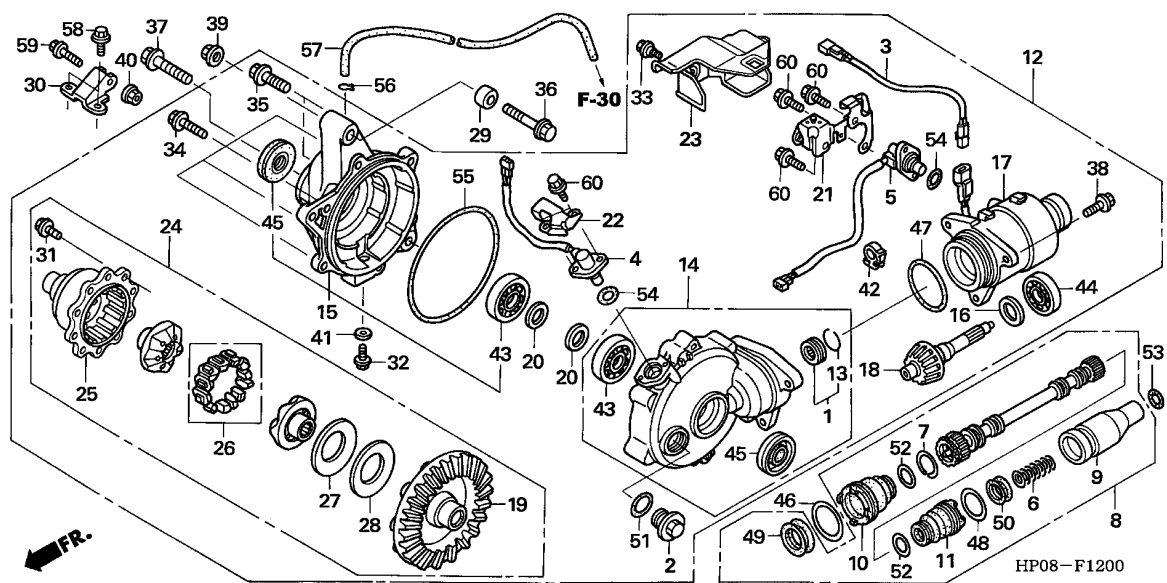
3

Ref. No.	Part No.	Description	Reqd. QTY						Serial No.	Parts catalogue code
			TRX500FE		TRX500FM		TRX500TM			
			5	6	5	6	5	6		
1	45255-HP0-A00	GUARD, R. SPLASH	-	-	-	-	1	1		
2	45256-HP0-A00	GUARD, L. SPLASH	-	-	-	-	1	1		
3	51200-HP0-670	KNUCKLE ASSY., R.	-	-	-	-	1	1		
4	51250-HP0-670	KNUCKLE ASSY., L.	-	-	-	-	1	1		
5	51355-HN0-A01	JOINT A, ARM BALL	-	-	-	-	2	2		
6	90114-HP0-A00	BOLT, SOCKET, 6X15	-	-	-	-	6	6		
7	90310-HB9-000	NUT, CASTLE, 12MM	-	-	-	-	2	2		
8	91258-HP0-671	RING, SIDE SEAL	-	-	-	-	2	2		
9	91347-PY3-000	O-RING, 16.8X1.9	-	-	-	-	2	2		
10	94201-30180	PIN, SPLIT, 3.0X18	-	-	-	-	2	2		
11	94514-34000	CIRCLIP, EXTERNAL, 34MM	-	-	-	-	2	2		

F-12

FRONT FINAL GEAR

H 4



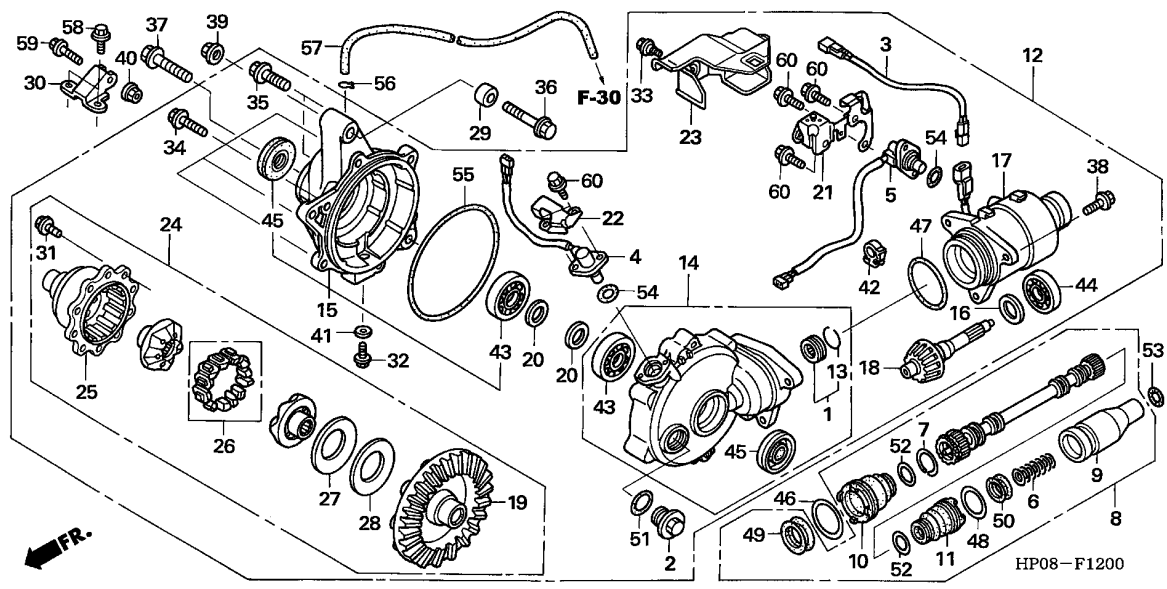
Ref. No.	L.O.N.	(Relative ref. Number) Description	F.R.T.
1	2131G5	BEARING, FRONT PINION GEAR :FRONT	2.1
3	6111E8	SUB HARNESS, FRONT FINAL CLUTCH	0.5
4	617196	SENSOR, WHEEL SPEED :FRONT ...	0.4
5	617197	SENSOR, WHEEL SPEED :REAR ...	0.5
8	213155	SHAFT, PROPELLER :FRONT	0.8
9	2131A7	JOINT, PROPELLER SHAFT	0.8
10	2131A8	BOOT, FRONT PROPELLER SHAFT ..	0.9
		.NOTE: Same time for two units	
11	2131H7	BOOT, FRONT PROPELLER SHAFT JOINT	0.9
12	2131B2	GEAR ASSY., FINAL DRIVEN :FRONT	1.4
14	2131B5	CASE SET, FINAL GEAR :FRONT ..	3.2
15	2131B8	COVER SET, FINAL GEAR :FRONT ..	2.2
16	2131C3	SHIM, PINION GEAR :FRONT	2.1
17	212135	CLUTCH ASSY., FRONT FINAL ...	2.2
18	2131C8	GEAR, PINION :FRONT	2.1
19	2131D0	GEAR, RING :FRONT	2.4
20	2131C6	SHIM, DIFFERENTIAL CASE	2.1
23	2121C9	COVER, FRONT FINAL CLUTCH ...	0.2
24	2131E4	DIFFERENTIAL	2.5
25	2131K6	CASE, FRONT DIFFERENTIAL	2.5
26	2131E5	FOLLOWER SET, CAM	2.5

Ref. No.	Part No.	Description	Reqd. QTY						Serial No.	Parts catalogue code
			TRX500FE		TRX500FM		TRX500TM			
			5	6	5	6	5	6		
1	06910-HN8-000	BEARING SET, NEEDLE	1	1	1	1	-	-		
2	12361-Q35-000	CAP, TAPPET ADJUSTING HOLE ...	1	1	1	1	-	-		
3	32101-HP0-A00	SUB HARNESS, FR. FINAL CLUTCH	1	1	1	1	-	-		
4	37700-HN0-672	SENSOR ASSY., SPEED	1	1	1	1	-	-		
5	37750-HP0-A01	SENSOR ASSY., SPEED	1	1	1	1	-	-		
6	40215-HM7-000	SPRING, SHAFT	1	1	1	1	-	-		
7	40221-ME4-000	RING, STOPPER	1	1	1	1	-	-		
8	40400-HP0-A00	SHAFT ASSY., FR. PROPELLER ..	1	1	1	1	-	-		
9	40402-HN2-000	JOINT, FR. PROPELLER SHAFT ..	1	1	1	1	-	-		
10	40410-HN8-000	BOOT A, PROPELLER	1	1	1	1	-	-		
11	40420-HM7-A00	BOOT B, PROPELLER	1	1	1	1	-	-		
12	41400-HP0-A00	GEAR ASSY., FR. FINAL	1	1	1	1	-	-		
13	41405-HA7-670	RING, STOPPER	1	1	1	1	-	-		
14	41411-HP0-A00	CASE SUB ASSY., FR. GEAR ...	1	1	1	1	-	-		
15	41412-HP0-A00	COVER SUB ASSY., FR. GEAR CASE	1	1	1	1	-	-		
16	41447-HM8-000	SHIM A, PINION GEAR (1.64) ..	1	1	1	1	-	-		
	41448-HM8-000	SHIM B, PINION GEAR (1.70) ..	1	1	1	1	-	-		
	41449-HM8-000	SHIM C, PINION GEAR (1.76) ..	1	1	1	1	-	-		
	41451-HM8-000	SHIM D, PINION GEAR (1.82) ..	1	1	1	1	-	-		
	41452-HM8-000	SHIM E, PINION GEAR (1.88) ..	1	1	1	1	-	-		
	41453-HM8-000	SHIM F, PINION GEAR (1.94) ..	1	1	1	1	-	-		
	41454-HM8-000	SHIM G, PINION GEAR (2.00) ..	1	1	1	1	-	-		
	41455-HM8-000	SHIM H, PINION GEAR (2.06) ..	1	1	1	1	-	-		
	41456-HM8-000	SHIM I, PINION GEAR (2.12) ..	1	1	1	1	-	-		
	41457-HM8-000	SHIM J, PINION GEAR (2.18) ..	1	1	1	1	-	-		
	41458-HN0-670	SHIM K, PINION GEAR (2.24) ..	1	1	1	1	-	-		

3

F-12

FRONT FINAL GEAR



Ref. No.	L.O.N.	(Relative ref. Number) Description	F.R.T.
27	2131C7	SHIM, FRONT DIFFERENTIAL	2.5
43	2131F0	BEARING, FRONT RING GEAR :LEFT	2.4
	2131F1	BEARING, FRONT RING GEAR :RIGHT	2.4
	2131F3	BEARING, FRONT RING GEAR :BOTH	2.5
44	2131G6	BEARING, FRONT PINION GEAR :REAR	2.1
45	2131G0	OIL SEAL, FRONT FINAL GEAR :LEFT	0.7
	2131G1	OIL SEAL, FRONT FINAL GEAR :RIGHT	0.7
	2131G2	OIL SEAL, FRONT FINAL GEAR :BOTH	1.4

3

Ref. No.	Part No.	Description	Reqd. QTY						Serial No.	Parts catalogue code
			TRX500FE		TRX500FM		TRX500TM			
			5	6	5	6	5	6		
16)	41459-HN0-670	SHIM L, PINION GEAR (2.30) ..	1	1	1	1	-	-		
	41461-HN0-670	SHIM M, PINION GEAR (2.36) ..	1	1	1	1	-	-		
	41462-HN0-670	SHIM N, PINION GEAR (2.42) ..	1	1	1	1	-	-		
	41463-HN0-670	SHIM O, PINION GEAR (2.48) ..	1	1	1	1	-	-		
17	41500-HP0-A01	CLUTCH ASSY., FR. FINAL	1	1	1	1	-	-		
18	41520-HP0-A00	GEAR COMP., FR. PINION	1	1	1	1	-	-		
19	41531-HP0-A00	GEAR, FR. RING (42T)	1	1	1	1	-	-		
20	41631-HC5-000	SHIM A, DIFFERENTIAL CASE (0.50)	2	2	2	2	-	-		
	41632-HC5-000	SHIM B, DIFFERENTIAL CASE (0.55)	2	2	2	2	-	-		
	41633-HC5-000	SHIM C, DIFFERENTIAL CASE (0.60)	2	2	2	2	-	-		
	41634-HC5-000	SHIM D, DIFFERENTIAL CASE (0.65)	2	2	2	2	-	-		
	41635-HC5-000	SHIM E, DIFFERENTIAL CASE (0.70)	2	2	2	2	-	-		
	41636-HC5-000	SHIM F, DIFFERENTIAL CASE (0.75)	2	2	2	2	-	-		
	41637-HC5-000	SHIM G, DIFFERENTIAL CASE (0.80)	2	2	2	2	-	-		
	41638-HC5-000	SHIM H, DIFFERENTIAL CASE (0.85)	2	2	2	2	-	-		
	41639-HC5-000	SHIM I, DIFFERENTIAL CASE (0.90)	2	2	2	2	-	-		
	41640-HC5-000	SHIM J, DIFFERENTIAL CASE (0.95)	2	2	2	2	-	-		
	41641-HC5-000	SHIM K, DIFFERENTIAL CASE (1.00)	2	2	2	2	-	-		

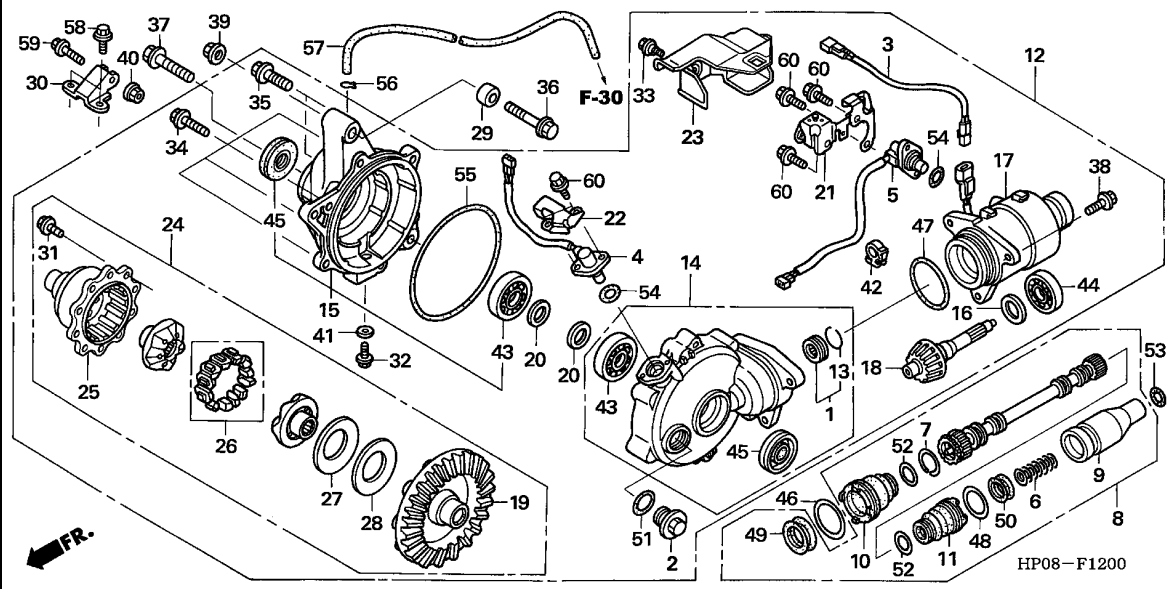
Ref. No.	Part No.	Description	Reqd. QTY						Serial No.	Parts catalogue code
			TRX500FE		TRX500FM		TRX500TM			
			5	6	5	6	5	6		
20)	41642-HC5-000	SHIM L, DIFFERENTIAL CASE (1.05)	2	2	2	2	-	-		
	41643-HC5-000	SHIM M, DIFFERENTIAL CASE (1.10)	2	2	2	2	-	-		
	41644-HC5-000	SHIM N, DIFFERENTIAL CASE (1.15)	2	2	2	2	-	-		
	41645-HC5-000	SHIM O, DIFFERENTIAL CASE (1.20)	2	2	2	2	-	-		
	41646-HC5-000	SHIM P, DIFFERENTIAL CASE (1.25)	2	2	2	2	-	-		
	41647-HC5-000	SHIM Q, DIFFERENTIAL CASE (1.30)	2	2	2	2	-	-		
	41648-HC5-000	SHIM R, DIFFERENTIAL CASE (1.35)	2	2	2	2	-	-		
	41649-HC5-000	SHIM S, DIFFERENTIAL CASE (1.40)	2	2	2	2	-	-		
	41650-HC5-000	SHIM T, DIFFERENTIAL CASE (1.45)	2	2	2	2	-	-		
	41651-HC5-000	SHIM U, DIFFERENTIAL CASE (1.50)	2	2	2	2	-	-		
	41652-HC5-000	SHIM V, DIFFERENTIAL CASE (1.55)	2	2	2	2	-	-		
	41653-HC5-000	SHIM W, DIFFERENTIAL CASE (1.60)	2	2	2	2	-	-		
21	41711-HP0-A00	STAY COMP., CLUTCH COVER	1	1	1	1	-	-		
22	41712-HN0-670	COVER, FR. SENSOR	1	1	1	1	-	-		
23	41713-HP0-A00	COVER, FR. FINAL CLUTCH	1	1	1	1	-	-		
24	42400-HP0-A01	DIFFERENTIAL ASSY.	1	1	1	1	-	-		
25	42411-HP0-A01	CASE, DIFFERENTIAL	1	1	1	1	-	-		
26	42440-HN5-671	FOLLOWER SET, CAM	1	1	1	1	-	-		
27	42451-HN7-003	SHIM A (1.3)	1	1	1	1	-	-		
	42452-HN7-003	SHIM B (1.4)	1	1	1	1	-	-		
	42453-HN7-003	SHIM C (1.5)	1	1	1	1	-	-		
	42454-HN7-003	SHIM D (1.6)	1	1	1	1	-	-		
	42455-HN7-003	SHIM E (1.7)	1	1	1	1	-	-		
	42456-HN7-003	SHIM F (1.8)	1	1	1	1	-	-		
	42457-HN7-003	SHIM G (1.9)	1	1	1	1	-	-		
28	42461-HN5-671	SPRING, DIFFERENTIAL SIDE CONED	1	1	1	1	-	-		
29	50304-HN2-000	COLLAR, FR. GEAR CASE	1	1	1	1	-	-		
30	50350-HN2-000	BRACKET, FR. GEAR CASE	1	1	1	1	-	-		
31	90101-HN8-000	BOLT, 8X17(14.9)	10	10	10	10	-	-		
32	90109-371-000	BOLT, SEALING, 8MM	1	1	1	1	-	-		
33	90119-KCW-870	BOLT, FORK COVER	2	2	2	2	-	-		
34	90133-MB0-000	BOLT, FLANGE, 8X27	4	4	4	4	-	-		
35	90134-HA0-000	BOLT, FLANGE, 10X35	2	2	2	2	-	-		
36	90151-HC5-000	BOLT, FLANGE, 10X62	1	1	1	1	-	-		
37	90154-HC5-000	BOLT, FLANGE, 10X48	1	1	1	1	-	-		
38	90155-KY4-901	BOLT, FLANGE, 8X25	3	3	3	3	-	-		
39	90305-HC0-770	NUT, SELF-LOCK, 10MM	1	1	1	1	-	-		
40	90309-KF0-003	NUT, FLANGE, 8MM	1	1	1	1	-	-		
41	90471-580-000	PACKING, 8MM	1	1	1	1	-	-		
42	90690-GHB-641	CLIP, CABLE, 10MM	1	1	1	1	-	-		



F-12

FRONT FINAL GEAR

H 7



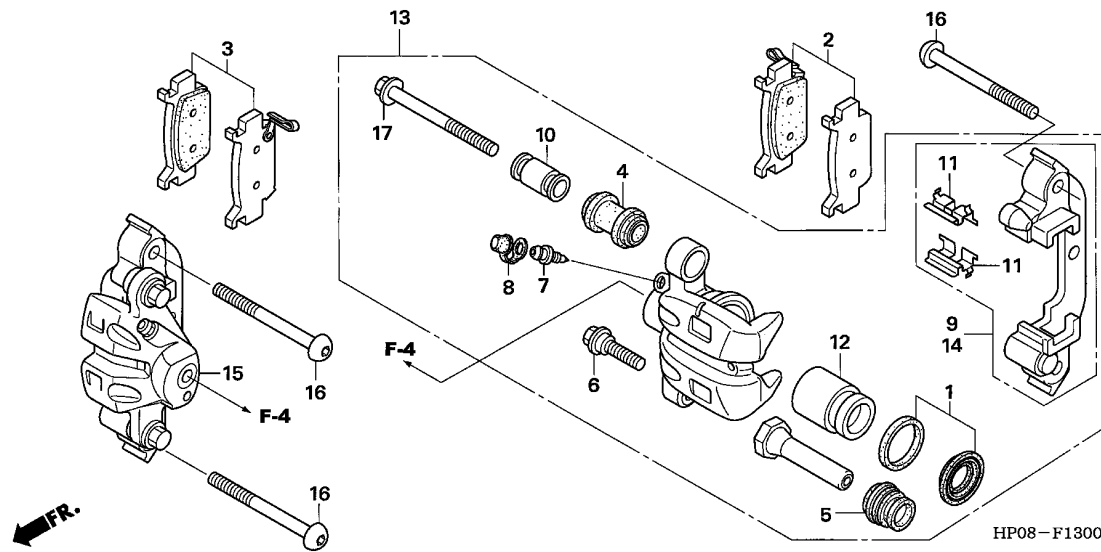
3

Ref. No.	Part No.	Description	Reqd. QTY						Serial No.	Parts catalogue code
			TRX500FE		TRX500FM		TRX500TM			
			5	6	5	6	5	6		
43	91052-HP0-A01	BEARING, RADIAL BALL, 29X52X12	2	2	2	2	-	-		
44	91062-HN8-013	BEARING, RADIAL BALL, C5 6006	1	1	1	1	-	-		
45	91252-HC5-003	OIL SEAL, 22X48X7(ARAI)	2	2	2	2	-	-		
46	91301-HM7-A00	BAND, BOOT (D32)	1	1	1	1	-	-		
47	91301-MS9-003	O-RING, 64X2.5	1	1	1	1	-	-		
48	91302-HM7-A00	BAND, BOOT (D27)	1	1	1	1	-	-		
49	91302-HM7-003	SEAL A, RUBBER	1	1	1	1	-	-		
50	91302-HN5-671	SEAL, PROPELLER	1	1	1	1	-	-		
51	91302-001-020	O-RING, 30.8MM	1	1	1	1	-	-		
52	91303-HM7-A00	BAND, BOOT (D20)	2	2	2	2	-	-		
53	91311-MB0-003	O-RING, 18.5X2.4(ARAI)	1	1	1	1	-	-		
54	91321-PF4-004	O-RING, 18.3X2.4(NOK)	2	2	2	2	-	-		
55	91353-HN8-003	O-RING, 139.5X2	1	1	1	1	-	-		
56	95002-35000	CLIP, TUBE (C6.5)	1	1	1	1	-	-		
57	95005-35660-30	TUBE, 3.5X660(95005-35001-30M)	1	1	1	1	-	-		
58	95701-08016-07	BOLT, FLANGE, 8X16	2	2	2	2	-	-		
59	95801-08030-00	BOLT, FLANGE, 8X30	1	1	1	1	-	-		
60	96001-06016-07	BOLT, FLANGE, 6X16	5	5	5	5	-	-		

F-13

FRONT BRAKE CALIPER

H 8



Ref. No.	L.O.N.	(Relative ref. Number) Description	F.R.T.
2	7111A0	SHOE(PAD) SET, BRAKE :LEFT FRONT	0.2
	7111A2	SHOE(PAD) SET, BRAKE :BOTH FRONT	0.3
3	7111A1	SHOE(PAD) SET, BRAKE :RIGHT FRONT	0.2
	7111A2	SHOE(PAD) SET, BRAKE :BOTH FRONT	0.3
9	7111B9	BRACKET, FRONT CALIPER :LEFT ..	0.3
	7111F0	BRACKET, FRONT CALIPER :BOTH ..	0.6
12	7111D2	PISTON, FRONT BRAKE CALIPER :LEFT	0.6
		.INCLUDES: Bleed brakes	
	7111D3	PISTON, FRONT BRAKE CALIPER :RIGHT	0.6
		.INCLUDES: Bleed brakes	
	7111D4	PISTON, FRONT BRAKE CALIPER :BOTH	1.0
		.INCLUDES: Bleed brakes	
13	7111B5	CALIPER, FRONT BRAKE :LEFT ...	0.5
		.INCLUDES: Bleed brakes	
	7111B7	CALIPER, FRONT BRAKE :BOTH ...	0.8
		.INCLUDES: Bleed brakes	
+14	7111C0	BRACKET, FRONT CALIPER :RIGHT	0.3

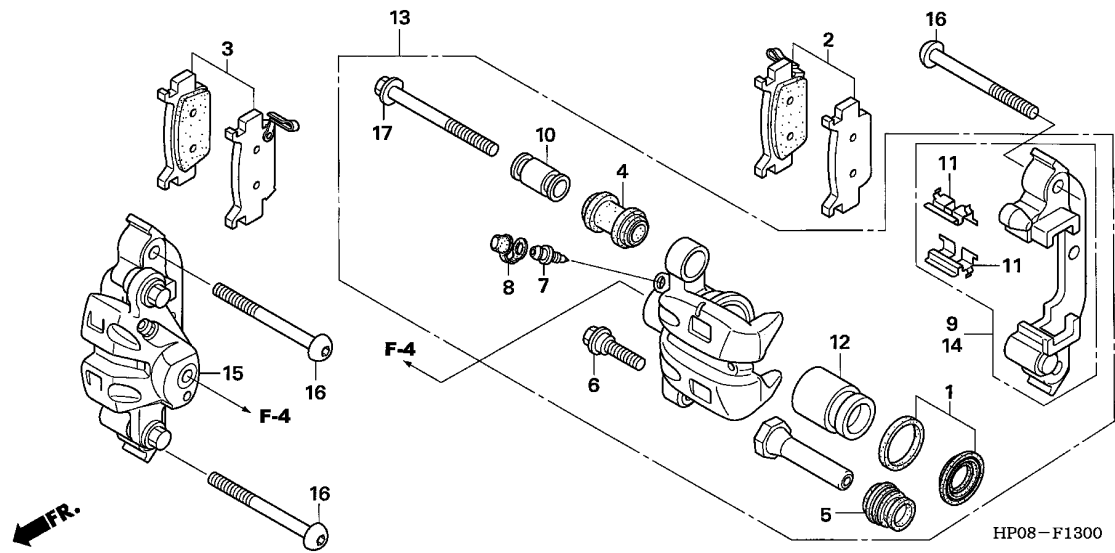
Ref. No.	Part No.	Description	Reqd. QTY						Serial No.	Parts catalogue code
			TRX500FE		TRX500FM		TRX500TM			
			5	6	5	6	5	6		
1	06450-HP0-A01	SEAL SET, PISTON	2	2	2	2	2	2		
2	06451-HP0-A01	PAD SET, L. FR.	1	1	1	1	1	1		
3	06452-HP0-A01	PAD SET, R. FR.	1	1	1	1	1	1		
4	43132-KT7-761	BOOT, SLEEVE	2	2	2	2	2	2		
5	43234-S04-003	COVER, DUST	2	2	2	2	2	2		
6	43240-S6M-J51	BOLT, FLANGE, 8X26	2	2	2	2	2	2		
7	43352-HC5-971	SCREW, BLEEDER (NISSIN)	2	2	2	2	2	2		
8	43353-461-771	CAP, BLEEDER	2	2	2	2	2	2		
9	45110-HP0-A01	BRACKET COMP., L. FR.	1	1	1	1	1	1		
10	45111-MA3-006	SLEEVE	2	2	2	2	2	2		
11	45112-HP0-A01	RETAINER, FR. BRACKET	4	4	4	4	4	4		
12	45117-HP0-A01	PISTON (34)	2	2	2	2	2	2		
13	45150-HP0-A01	CALIPER SUB ASSY., L. FR. ...	1	1	1	1	1	1		
14	45210-HP0-A01	BRACKET COMP., R. FR.	1	1	1	1	1	1		
15	45250-HP0-A01	CALIPER SUB ASSY., R. FR. ...	1	1	1	1	1	1		
16	90102-HP0-A00	BOLT, SOCKET, 10X50	4	4	4	4	4	4		
17	90180-MN8-006	BOLT, FLANGE, 8X49	2	2	2	2	2	2		

3

F-13

FRONT BRAKE CALIPER

H 9



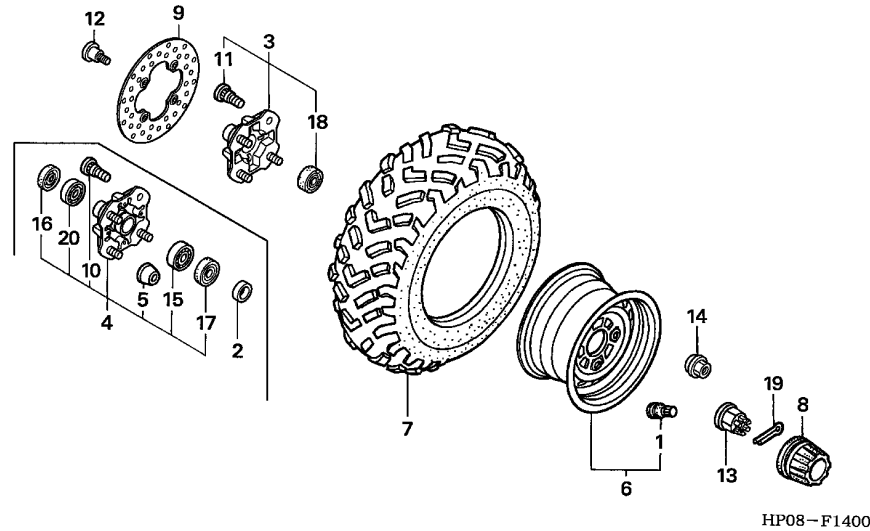
Ref. No.	L.O.N.	(Relative ref. Number) Description	F.R.T.
+14	7111F0	BRACKET, FRONT CALIPER :BOTH	0.6
15	7111B6	CALIPER, FRONT BRAKE :RIGHT .INCLUDES: Bleed brakes	0.5
	7111B7	CALIPER, FRONT BRAKE :BOTH .INCLUDES: Bleed brakes	0.8

3

F-14

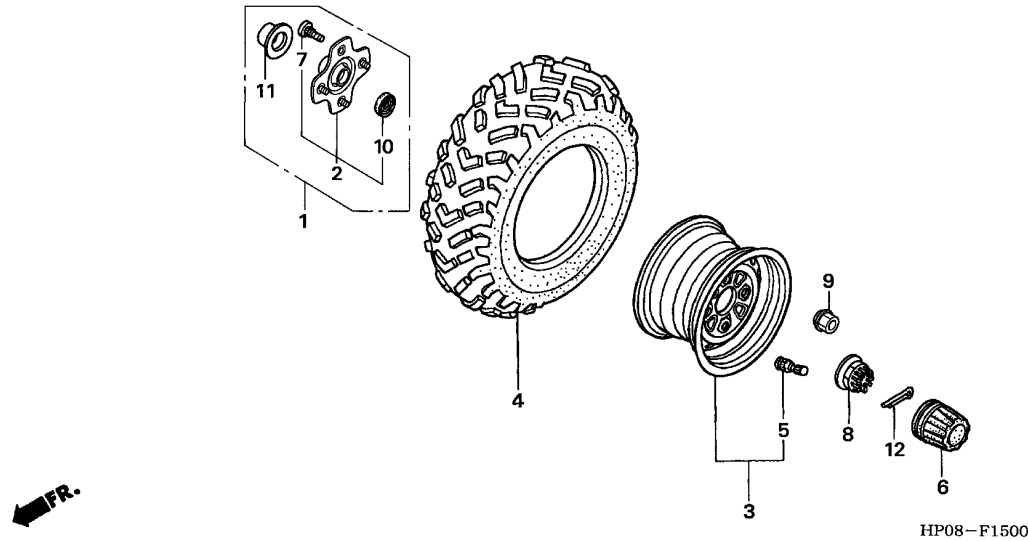
FRONT WHEEL

H10



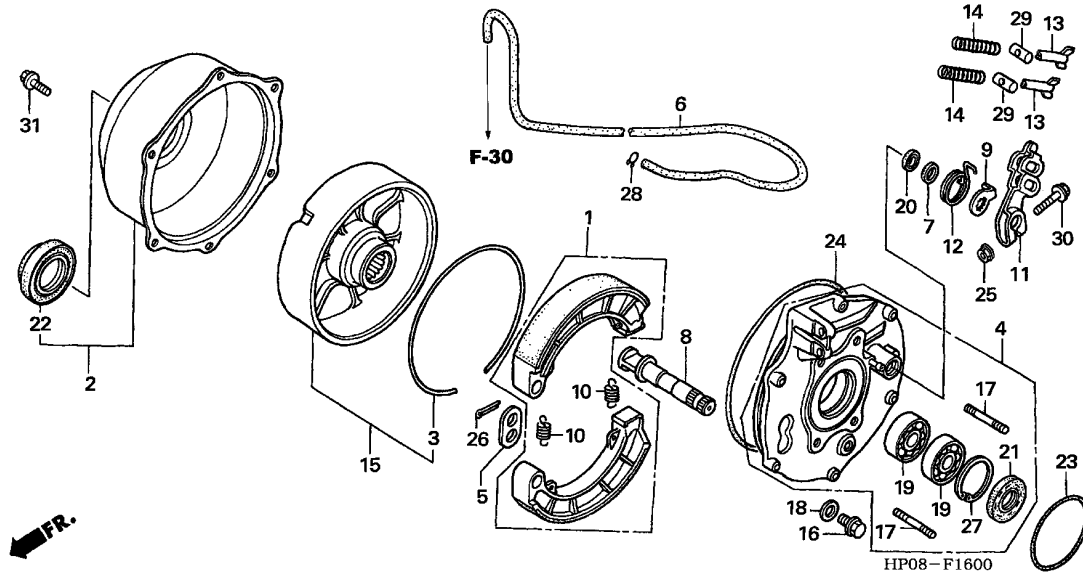
Ref. No.	L.O.N.	(Relative ref. Number) Description	F.R.T.
3		(4)	
		7101F0 HUB, FRONT WHEEL :LEFT	0.4
		7101F1 HUB, FRONT WHEEL :RIGHT	0.4
6		7101B9 FRONT WHEEL :ONE	0.8
		7101C0 FRONT WHEEL :TWO	1.6
7		710139 FRONT TIRE(ONE)	0.8
		7101A8 FRONT TIRE(TWO)	1.6
9		7111D7 DISC, FRONT BRAKE :LEFT	0.4
		7111D8 DISC, FRONT BRAKE :RIGHT	0.4
		7111D9 DISC, FRONT BRAKE :BOTH	0.8
15		(20)	
		7101E2 BEARING, FRONT WHEEL(ONE) :LEFT	0.5
		7101E2A .Replace 1 bearing add	0.1
		7101E3 BEARING, FRONT WHEEL(ONE) :RIGHT	0.5
		7101E3A .Replace 1 bearing add	0.1

Ref. No.	Part No.	Description	Reqd. QTY						Serial No.	Parts catalogue code
			TRX500FE		TRX500FM		TRX500TM			
			5	6	5	6	5	6		
1	42753-HF1-670	VALVE, RIM (TR412)	2	2	2	2	2	2		
2	44312-HC4-840	COLLAR, FR. WHEEL	-	-	-	-	2	2		
3	44615-HP0-A00	HUB SUB ASSY., FR.	2	2	2	2	-	-		
4	44615-HP0-670	HUB SUB ASSY., FR.	-	-	-	-	2	2		
5	44620-HP0-670	COLLAR, FR. WHEEL DISTANCE ..	-	-	-	-	2	2		
6	44650-HP0-A00	WHEEL SUB ASSY., FR.	2	2	2	2	2	2		
7	44711-HN2-A21	TIRE, FR. (25X8-12)(DUNLOP) ..	2	2	2	2	2	2		
	44711-HP0-A01	TIRE (DUNLOP)(25X8-12)	2	2	2	2	2	2		
8	44732-HC4-010	CAP, WHEEL CENTER	2	2	2	2	2	2		
9	45251-HP0-A01	DISK, FR. BRAKE	2	2	2	2	2	2		
10	90103-HA0-300	BOLT, WHEEL, 10X33	-	-	-	-	8	8		
11	90103-HB3-300	BOLT, WHEEL, 10X30	8	8	8	8	-	-		
12	90105-KL8-741	BOLT, FR. DISK, 8X24(SAGA) ..	8	8	8	8	8	8		
	90105-KR3-000	8	8	8	8	8	8		
	90105-MBB-000	BOLT, BRAKE DISK, 8X24	8	8	8	8	8	8		
	90105-MV9-003	BOLT, DISK, 8X24	8	8	8	8	8	8		
13	90305-HM5-A80	NUT, CASTLE, 16MM	2	2	2	2	-	-		
	90304-HM5-A80	NUT, CASTLE, 18MM	-	-	-	-	2	2		
14	90314-HM5-A10	NUT, WHEEL	8	8	8	8	8	8		
15	91053-HC4-003	BEARING, RADIAL BALL, 6004 ..	-	-	-	-	2	2		
16	91257-HP0-671	DUST SEAL, 37X51X6	-	-	-	-	2	2		
17	91257-MAY-003	DUST SEAL, 28X42X8(NOK)	-	-	-	-	2	2		
18	91263-HA7-771	DUST SEAL, 19X22.5X10.5(ARAI)	2	2	2	2	-	-		
19	94201-30250	PIN, SPLIT, 3.0X25	2	2	2	2	-	-		
	94201-40300	PIN, SPLIT, 4.0X30	-	-	-	-	2	2		
20	96150-60050-10	BEARING, RADIAL BALL, 6005UU	-	-	-	-	2	2		



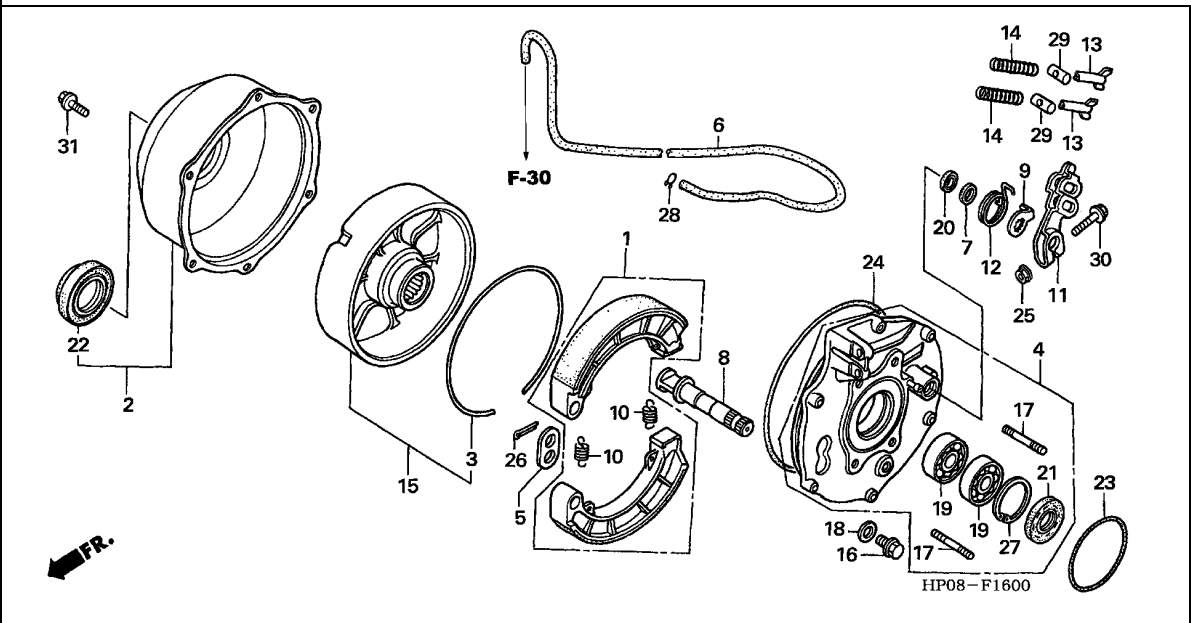
Ref. No.	L.O.N.	(Relative ref. Number) Description	F.R.T.
1	7101B5	HUB, REAR WHEEL :RIGHT	0.3
2	7101B4	HUB, REAR WHEEL :LEFT	0.3
3	7101C1	REAR WHEEL :ONE	0.9
	7101C2	REAR WHEEL :TWO	1.8
4	7101A2	REAR TIRE(ONE)	0.9
	7101A9	REAR TIRE(TWO)	1.8

Ref. No.	Part No.	Description	Reqd. QTY						Serial No.	Parts catalogue code
			TRX500FE		TRX500FM		TRX500TM			
			5	6	5	6	5	6		
1	42610-HP0-A00	HUB COMP., R. RR.	1	1	1	1	1	1		
2	42620-HP0-A00	HUB COMP., L. RR.	1	1	1	1	1	1		
3	42650-HP0-A00	WHEEL SUB ASSY., RR.	2	2	2	2	2	2		
4	42711-HN2-A21	TIRE, RR. (25X10-12) (DUNLOP)	2	2	2	2	2	2		
	42711-HP0-A01	TIRE (DUNLOP) (25X10-12)	2	2	2	2	2	2		
5	42753-HF1-670	VALVE, RIM (TR412)	2	2	2	2	2	2		
6	44732-HC4-010	CAP, WHEEL CENTER	2	2	2	2	2	2		
7	90103-HN0-A60	BOLT, WHEEL, 10X32	8	8	8	8	8	8		
8	90304-HM7-A10	NUT, AXLE, 20MM	2	2	2	2	2	2		
9	90314-HM5-A10	NUT, WHEEL	8	8	8	8	8	8		
10	91255-HM7-003	DUST SEAL, 21.4X28.2X5 (ARAI)	2	2	2	2	2	2		
11	91265-HA8-003	RING, SIDE SEAL	1	1	1	1	1	1		
12	94201-40400	PIN, SPLIT, 4.0X40	2	2	2	2	2	2		



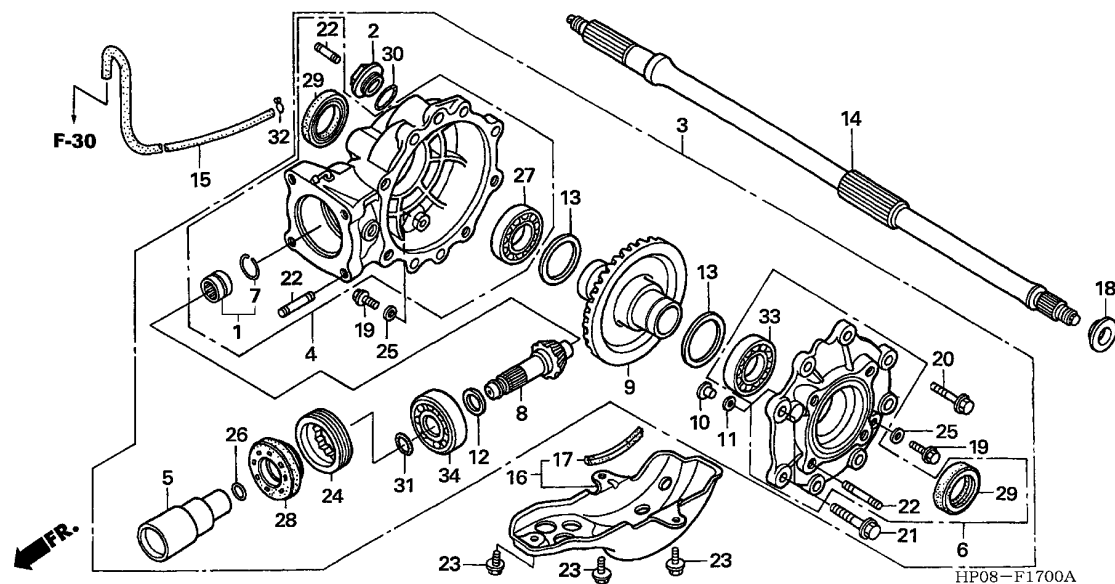
Ref. No.	L.O.N.	(Relative ref. Number) Description	F.R.T.
1	711140	SHOE(PAD) SET, BRAKE :REAR ...	0.9
2	711160	COVER, REAR BRAKE DRUM	0.7
4	7111F6	PANEL SET, REAR BRAKE	1.4
8	7111B4	CAM, BRAKE :REAR	1.0
11	7111C4	ARM, REAR BRAKE	0.2
15	7111C8	DRUM, REAR BRAKE	0.8
19	7111E4	BEARING, REAR BRAKE PANEL ...	1.3
.NOTE: Same time for two units			
21	7111E7	OIL SEAL, REAR BRAKE PANEL ...	1.2

Ref. No.	Part No.	Description	Reqd. QTY						Serial No.	Parts catalogue code
			TRX500FE		TRX500FM		TRX500TM			
			5	6	5	6	5	6		
1	06430-HN2-000	SHOE SET, BRAKE (ASK)	1	1	1	1	1	1		
	06430-MCL-700	SHOE SET, BRAKE (JB)	1	1	1	1	1	1		
2	40520-HP0-A00	COVER ASSY., DRUM	1	1	1	1	1	1		
3	42624-HN2-000	RING, DAMPER	1	1	1	1	1	1		
4	43010-HN2-000	PANEL SET, RR. BRAKE	1	1	1	1	1	1		
5	43102-319-000	WASHER, ANCHOR PIN	1	1	1	1	1	1		
6	43132-HP0-A00	TUBE, BREATHER, 3.5X1700	1	1	1	1	1	1		
7	43134-300-000	DUST SEAL, BRAKE CAM	1	1	1	1	1	1		
8	43141-HA7-670	CAM, RR. BRAKE	1	1	1	1	1	1		
9	43145-HA7-670	INDICATOR, BRAKE	1	1	1	1	1	1		
10	43151-346-000	SPRING, RR. BRAKE SHOE	2	2	2	2	2	2		
11	43410-HN2-000	ARM, RR. BRAKE	1	1	1	1	1	1		
12	43415-HM7-000	SPRING, RR. BRAKE ARM	1	1	1	1	1	1		
13	43459-HM5-A10	NUT, BRAKE ADJUSTING	2	2	2	2	2	2		
14	43467-HA0-000	SPRING, RR. BRAKE ROD	2	2	2	2	2	2		
15	43620-HN2-000	DRUM ASSY., RR. BRAKE	1	1	1	1	1	1		
16	90109-371-000	BOLT, SEALING, 8MM	1	1	1	1	1	1		
17	90151-HA7-670	BOLT, STUD, 10X25	4	4	4	4	4	4		
18	90471-580-000	PACKING, 8MM	1	1	1	1	1	1		
19	91057-HA8-004	BEARING, RADIAL BALL, 28X58X16 (KOYO)	2	2	2	2	2	2		
20	91206-968-003	DUST SEAL, 17X23X3(NOK)	1	1	1	1	1	1		
21	91252-HM7-003	OIL SEAL, 34X58X6(ARAI)	1	1	1	1	1	1		
22	91253-HM7-003	DUST SEAL, 41X76X19(ARAI) ...	1	1	1	1	1	1		
23	91320-HM7-702	O-RING, 75X3.2(NOK)	1	1	1	1	1	1		



Ref. No.	Part No.	Description	Reqd. QTY						Serial No.	Parts catalogue code
			TRX500FE		TRX500FM		TRX500TM			
			5	6	5	6	5	6		
24	91355-HN2-003	O-RING, 199X3.1	1	1	1	1	1	1		
25	94050-08000	NUT, FLANGE, 8MM	1	1	1	1	1	1		
26	94201-25200	PIN, SPLIT, 2.5X20	2	2	2	2	2	2		
27	94520-58000	CIRCLIP, INTERNAL, 58MM	1	1	1	1	1	1		
28	95002-35000	CLIP, TUBE (C6.5)	1	1	1	1	1	1		
29	95015-32001	JOINT B, BRAKE ARM	2	2	2	2	2	2		
30	95701-08045-00	BOLT, FLANGE, 8X45	1	1	1	1	1	1		
31	96001-06016-07	BOLT, FLANGE, 6X16	6	6	6	6	6	6		





Ref. No.	L.O.N.	(Relative ref. Number) Description	F.R.T.
1	2131G8	BEARING, REAR PINION GEAR :REAR	1.9
3	2131B3	GEAR ASSY., FINAL DRIVEN :REAR	1.1
4	2131B6	CASE SET, FINAL GEAR :REAR ...	3.2
5	2131C1	JOINT, REAR PINION	1.3
6	2131B9	COVER SET, FINAL GEAR :REAR ..	1.7
8	2131C9	GEAR, PINION :REAR	1.9
9	2131D1	GEAR, RING :REAR	2.2
12	2131C4	SHIM, PINION GEAR :REAR	1.9
13	2131C5	SHIM, RING GEAR	2.2
.NOTE: Same time for two units			
14	7101A2	SHAFT, REAR AXLE	1.4
16	410135	PLATE, SKID	0.1
27	2131E9	BEARING, REAR RING GEAR :RIGHT	2.4
	2131F2	BEARING, REAR RING GEAR :BOTH	2.5
28	2131G7	OIL SEAL, PINION GEAR :REAR ..	1.4
29	2131F6	OIL SEAL, REAR FINAL GEAR :LEFT	1.2
	2131F7	OIL SEAL, REAR FINAL GEAR :RIGHT	1.2
	2131F8	OIL SEAL, REAR FINAL GEAR :BOTH	1.3
33	2131E8	BEARING, REAR RING GEAR :LEFT	2.4
	2131F2	BEARING, REAR RING GEAR :BOTH	2.5

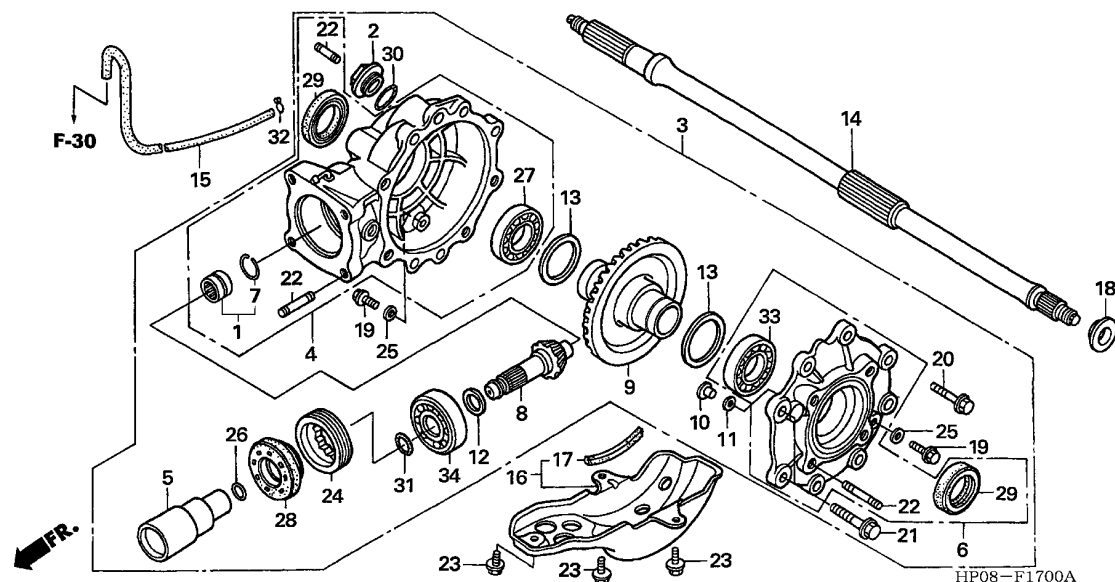
Ref. No.	Part No.	Description	Reqd. QTY						Serial No.	Parts catalogue code
			TRX500FE		TRX500FM		TRX500TM			
			5	6	5	6	5	6		
1	06910-HP0-A00	BEARING SET, NEEDLE	1	1	1	1	1	1		
2	12361-Q35-000	CAP, TAPPET ADJUSTING HOLE ...	1	1	1	1	1	1		
3	41300-HP0-A00	GEAR ASSY., RR. FINAL	1	1	1	1	1	1		
4	41311-HP0-A00	CASE SUB ASSY., RR. FINAL GEAR	1	1	1	1	1	1		
5	41315-HN2-000	JOINT, RR. PINION	1	1	1	1	1	1		
6	41320-HN2-000	COVER SUB ASSY., RR. FINAL GEAR	1	1	1	1	1	1		
7	41405-HA7-670	RING, STOPPER	1	1	1	1	1	1		
8	41421-HP0-A00	GEAR, RR. PINION (13T)	1	1	1	1	1	1		
9	41431-HP0-A00	GEAR, RR. RING (41T)	1	1	1	1	1	1		
10	41436-MB0-310	PIN, RING GEAR STOPPER	1	1	1	1	1	1		
11	41437-MB0-310	SHIM A, STOPPER PIN (0.10) ..	N	N	N	N	N	N		
	41438-MB0-310	SHIM B, STOPPER PIN (0.15) ..	N	N	N	N	N	N		
12	41447-HM8-000	SHIM A, PINION GEAR (1.64) ..	1	1	1	1	1	1		
	41448-HM8-000	SHIM B, PINION GEAR (1.70) ..	1	1	1	1	1	1		
	41449-HM8-000	SHIM C, PINION GEAR (1.76) ..	1	1	1	1	1	1		
	41451-HM8-000	SHIM D, PINION GEAR (1.82) ..	1	1	1	1	1	1		
	41452-HM8-000	SHIM E, PINION GEAR (1.88) ..	1	1	1	1	1	1		
	41453-HM8-000	SHIM F, PINION GEAR (1.94) ..	1	1	1	1	1	1		
	41454-HM8-000	SHIM G, PINION GEAR (2.00) ..	1	1	1	1	1	1		
	41455-HM8-000	SHIM H, PINION GEAR (2.06) ..	1	1	1	1	1	1		
	41456-HM8-000	SHIM I, PINION GEAR (2.12) ..	1	1	1	1	1	1		
	41457-HM8-000	SHIM J, PINION GEAR (2.18) ..	1	1	1	1	1	1		
13	41540-HA0-000	SPACER A, RING GEAR (1.82) ..	2	2	2	2	2	2		
	41541-HA0-000	SPACER B, RING GEAR (1.88) ..	2	2	2	2	2	2		
	41542-HA0-000	SPACER C, RING GEAR (1.94) ..	2	2	2	2	2	2		
	41543-HA0-000	SPACER D, RING GEAR (2.00) ..	2	2	2	2	2	2		



F-17

FINAL DRIVEN GEAR

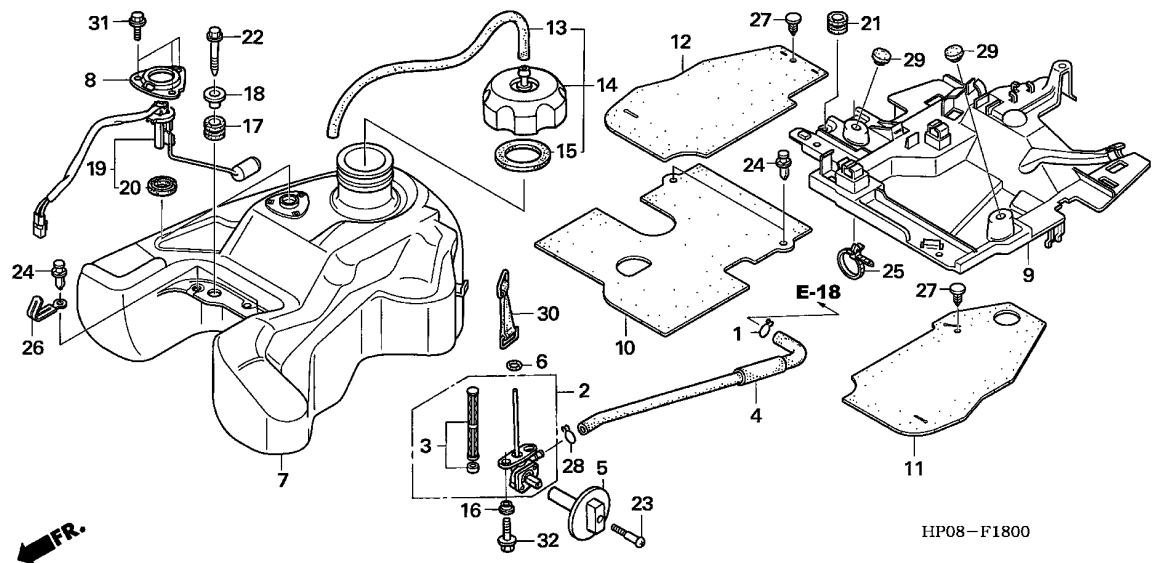
H15



Ref. No.	L.O.N.	(Relative ref. Number) Description	F.R.T.
34	2131A1	BEARING, REAR PINION GEAR :FRONT	1.9

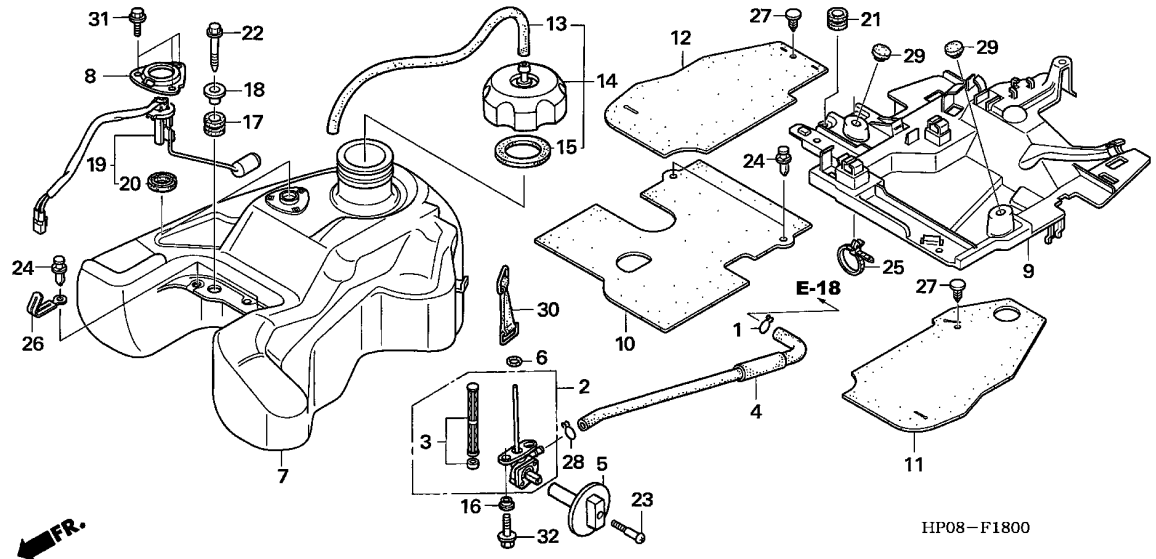
3

Ref. No.	Part No.	Description	Reqd. QTY						Serial No.	Parts catalogue code
			TRX500FE		TRX500FM		TRX500TM			
			5	6	5	6	5	6		
13)	41544-HA0-000	SPACER E, RING GEAR (2.06) ..	2	2	2	2	2	2		
	41545-HA0-000	SPACER F, RING GEAR (2.12) ..	2	2	2	2	2	2		
	41546-HA0-000	SPACER G, RING GEAR (2.18) ..	2	2	2	2	2	2		
	41547-HA0-000	SPACER H, RING GEAR (2.24) ..	2	2	2	2	2	2		
	41548-HA0-000	SPACER I, RING GEAR (2.30) ..	2	2	2	2	2	2		
14	42311-HN2-020	SHAFT, RR. AXLE	1	1	1	1	1	1		
15	43133-HM7-000	TUBE, BREATHER, 3.5X1600	1	1	1	1	1	1		
16	50355-HN5-670	PLATE COMP., SKID	1	1	1	1	1	1		
17	50356-HM7-300	RUBBER, STOPPER	1	1	1	1	1	1		
18	52112-HA0-000	STOPPER, L. BEARING	1	1	1	1	1	1		
19	90109-371-000	BOLT, SEALING, 8MM	2	2	2	2	2	2		
20	90133-MB0-000	BOLT, FLANGE, 8X27	6	6	6	6	6	6		
21	90134-HA0-000	BOLT, FLANGE, 10X35	2	2	2	2	2	2		
22	90135-HA7-770	BOLT, STUD, 10X22	12	12	12	12	12	12		
23	90190-MG3-000	BOLT, FLANGE, 8X12	3	3	3	3	3	3		
24	90242-MB0-000	NUT, LOCK, 64MM	1	1	1	1	1	1		
25	90471-580-000	PACKING, 8MM	2	2	2	2	2	2		
26	90602-MR1-000	CLIP, 25MM	1	1	1	1	1	1		
27	91062-HPO-A01	BEARING, RADIAL BALL, 35X60X14 ..	1	1	1	1	1	1		
28	91251-HN2-003	OIL SEAL, 39X70X11	1	1	1	1	1	1		
29	91252-HA0-004	OIL SEAL, 35X49X6 (NOK)	2	2	2	2	2	2		
30	91302-001-020	O-RING, 30.8MM	1	1	1	1	1	1		
31	91312-KM9-003	O-RING, 24X3	1	1	1	1	1	1		
32	95002-35000	CLIP, TUBE (C6.5)	1	1	1	1	1	1		
33	96100-60073-00	BEARING, RADIAL BALL, 6007 ..	1	1	1	1	1	1		
34	96100-62060-00	BEARING, RADIAL BALL, 6206 ..	1	1	1	1	1	1		



Ref. No.	L.O.N.	(Relative ref. Number) Description	F.R.T.
2	310110	COCK ASSY., FUEL	0.5
3	310115	SCREEN, FUEL STRAINER	0.5
5	3101A5	LEVER, FUEL COCK	0.3
7	310100	TANK, FUEL	0.6
9	3101A8	PROTECTOR, TANK UNDER HEAT ...	0.5
19	617105	FUEL TANK SENDING UNIT	0.5

Ref. No.	Part No.	Description	Reqd. QTY						Serial No.	Parts catalogue code
			TRX500FE		TRX500FM		TRX500TM			
			5	6	5	6	5	6		
1	15707-634-000	CLIP, OIL DRAIN TUBE	1	1	1	1	1	1		
2	16950-HP0-A01	COCK ASSY., FUEL	1	1	1	1	1	1		
3	16952-HP0-A01	SCREEN SET, FUEL STRAINER ...	1	1	1	1	1	1		
4	16955-HP0-A00	TUBE, FUEL	1	1	1	1	1	1		
5	16963-HP0-A00ZA	LEVER, FUEL COCK *NH1*.....BLACK	1	1	1	1	1	1		
6	16997-467-000	O-RING, 11.8X3.55	1	1	1	1	1	1		
7	17510-HP0-A00	TANK COMP., FUEL	1	1	1	1	1	1		
8	17515-GBL-760	PLATE, UNIT SET	1	1	1	1	1	1		
9	17515-HP0-A00	PROTECTOR, TANK UNDER HEAT ..	1	1	1	1	1	1		
10	17516-HP0-A00	RUBBER, RR. SEAL	1	1	1	1	1	1		
11	17517-HP0-A00	RUBBER, L. FR. SEAL	1	1	1	1	1	1		
12	17518-HP0-A00	RUBBER, R. FR. SEAL	1	1	1	1	1	1		
13	17521-HA2-670	TUBE, FUEL CAP BREATHER	1	1	1	1	1	1		
14	17620-HF7-000	CAP ASSY., FUEL TANK	1	1	1	1	1	1		
15	17624-HF7-000	PACKING, FUEL CAP	1	1	1	1	1	1		
16	17626-467-000	COLLAR, FUEL TANK SETTING ...	2	2	2	2	2	2		
17	18334-KA3-830	RUBBER, SILENCER	2	2	2	2	2	2		
18	19052-MN8-000	COLLAR, RADIATOR MOUNTING ...	2	2	2	2	2	2		
19	37080-HP0-A00	FUEL UNIT SET	1	1	1	1	1	1		
20	37801-GA7-700	PACKING, BASE	1	1	1	1	1	1		
21	80219-HC4-000	RUBBER, TAILLIGHT MOUNTING ..	1	1	1	1	1	1		
22	90101-HM8-000	BOLT, SPECIAL, 6X32	2	2	2	2	2	2		
23	90116-GF8-000	SCREW, L. STEERING HANDLE LEVER PIVOT	1	1	1	1	1	1		



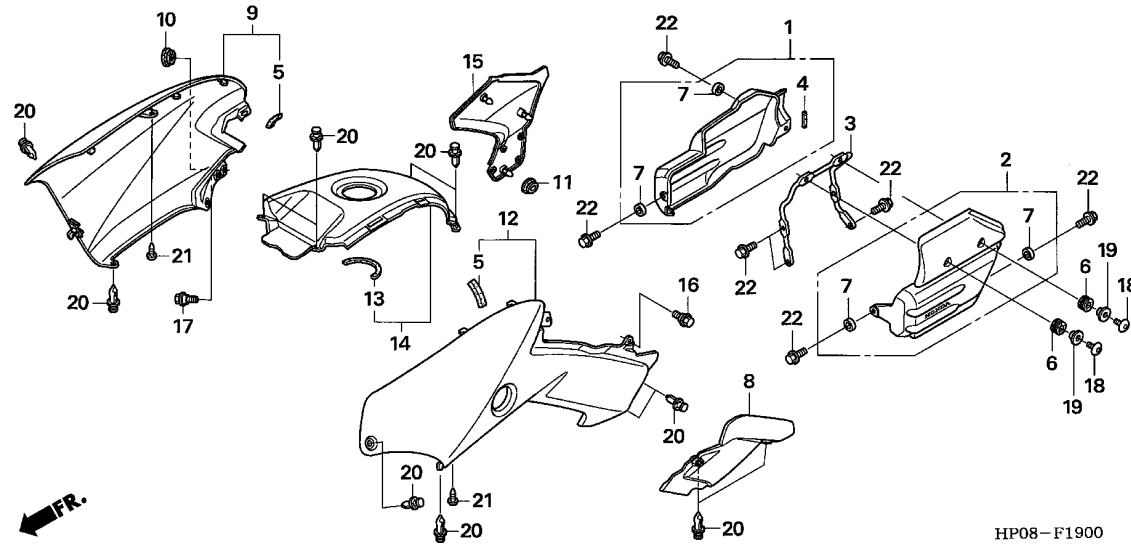
HP08-F1800

Ref. No.	Part No.	Description	Reqd. QTY						Serial No.	Parts catalogue code
			TRX500FE		TRX500FM		TRX500TM			
			5	6	5	6	5	6		
24	90653-HC4-900	CLIP, MUDGUARD	4	4	4	4	4	4		
25	90672-SB2-003	STRAP, CABLE, 105MM(BLACK) ..	1	1	1	1	1	1		
26	91405-MG1-000	CLIP, WIRE HARNESS	2	2	2	2	2	2		
27	91504-SD5-901	CLIP, WASHER MOUTH	2	2	2	2	2	2		
28	95002-02120	CLIP, TUBE (B12)	1	1	1	1	1	1		
29	95011-63000	RUBBER C, STAND STOPPER	2	2	2	2	2	2		
30	95012-11001	BAND A, BATTERY	2	2	2	2	2	2		
31	96001-06010-00	BOLT, FLANGE, 6X10	3	3	3	3	3	3		
32	96001-06016-00	BOLT, FLANGE, 6X16	2	2	2	2	2	2		

F-19

SIDE COVER

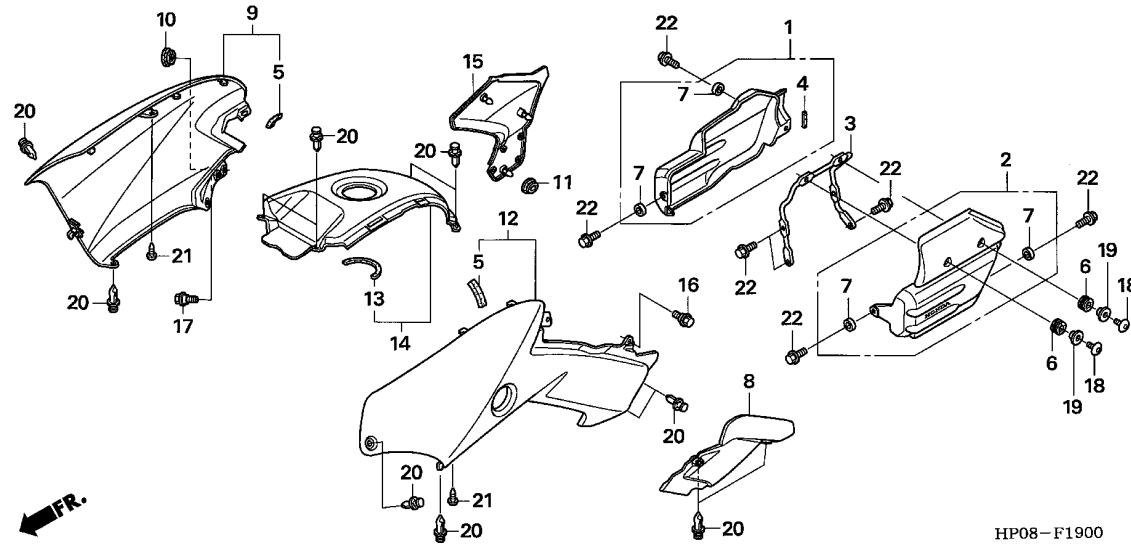
1 2



Ref. No.	L.O.N.	(Relative ref. Number) Description	F.R.T.
1	4131K0	COVER, ENGINE SIDE :RIGHT	0.1
	4131K1	COVER, ENGINE SIDE :BOTH	0.1
2	4131J9	COVER, ENGINE SIDE :LEFT	0.1
	4131K1	COVER, ENGINE SIDE :BOTH	0.1
8	4131W5	GUIDE, ENGINE AIR :LEFT REAR ..	0.3
9	4131Q7	COVER, TANK SIDE :RIGHT	0.3
	4131Q8	COVER, TANK SIDE :BOTH	0.3
12	4131Q6	COVER, TANK SIDE :LEFT	0.3
	4131Q8	COVER, TANK SIDE :BOTH	0.3
14	413121	COVER, FUEL TANK TOP	0.3

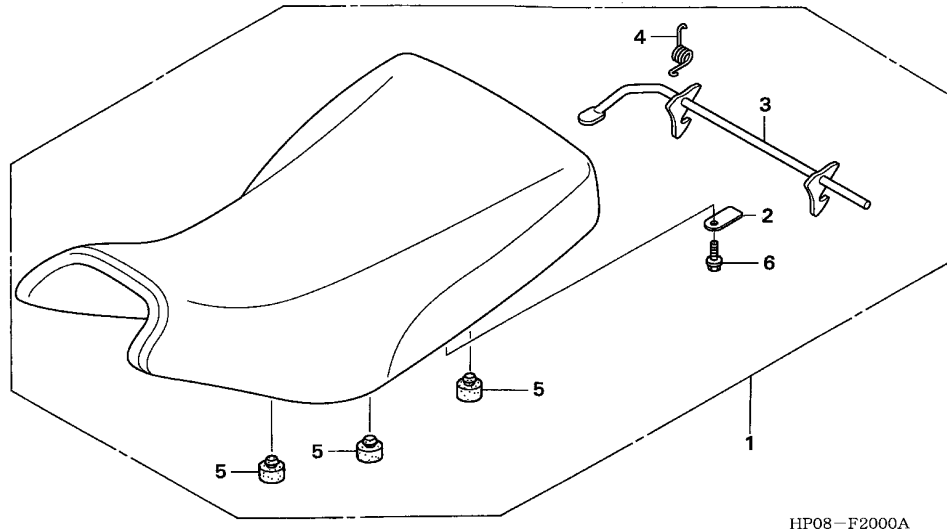
Ref. No.	Part No.	Description	Reqd. QTY						Serial No.	Parts catalogue code
			TRX500FE		TRX500FM		TRX500TM			
			5	6	5	6	5	6		
1	11310-HP0-A00ZA	COVER, R. ENGINE SIDE *NHA41MR* FLINT SILVER METALLIC	1	1	1	1	1	1		
2	11320-HP0-A00ZA	COVER COMP., L. ENGINE SIDE *NHA41MR* FLINT SILVER METALLIC	1	1	1	1	1	1		
3	11321-HP0-A00	STAY, L. ENGINE SIDE COVER ..	1	1	1	1	1	1		
4	17511-MR1-300	RUBBER, FUEL TANK PROTECTOR ..	1	1	1	1	1	1		
5	17525-HN1-300	SEAL A, HEAT PROTECTOR	2	2	2	2	2	2		
6	18293-GN2-000	RUBBER, PROTECTOR PACKING ...	2	2	2	2	2	2		
7	52156-353-300	COLLAR, 6X4	4	4	4	4	4	4		
8	61896-HP0-A00ZA	GUIDE, L. RR. ENGINE AIR *NH1*.....BLACK	1	1	1	1	1	1		
9	83550-HP0-A00ZA	COVER COMP., R. TANK SIDE (WOL)								
		G152.....ADVENTURE GREEN	1	1	1	1	1	1		
	83550-HP0-A00ZB	*R232*.....PATRIOT RED	1	1	1	1	1	1		
	83550-HP0-A00ZC	*Y151R*.....STAR BURST YELLOW	1	1	1	1	-	1		
	83550-HP0-A00ZD	*PB357R*.....EASTERN BLUE	-	-	-	-	-	-		
10	83551-GE2-000	GROMMET, AIR CLEANER CASE ...	1	1	1	1	1	1		
11	83551-HM5-730	GROMMET, SIDE COVER	1	1	1	1	1	1		
12	83650-HP0-A00ZA	COVER COMP., L. TANK SIDE *G152*.....ADVENTURE GREEN	1	1	1	1	1	1		
		R232.....PATRIOT RED	1	1	1	1	1	1		
		Y151R.....STAR BURST YELLOW	1	1	1	1	-	1		
		PB357R.....EASTERN BLUE	-	-	-	-	1	-		
13	83701-HP0-A00	SEAL, TOP COVER	1	1	1	1	1	1		

3



HP08-F1900

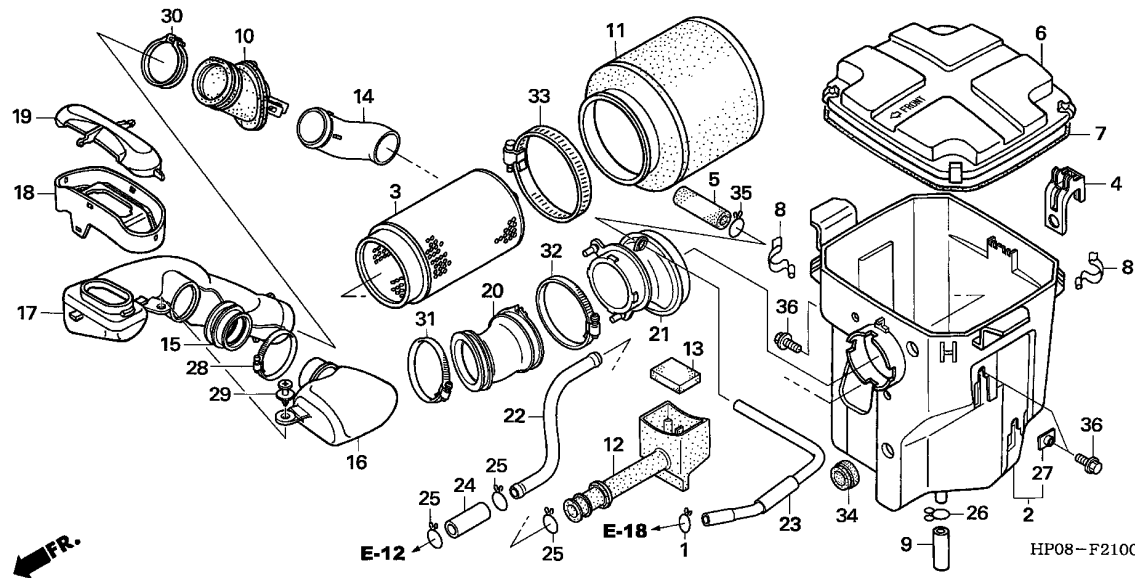
Ref. No.	Part No.	Description	Reqd. QTY						Serial No.	Parts catalogue code
			TRX500FE		TRX500FM		TRX500TM			
			5	6	5	6	5	6		
14	83750-HP0-A00ZA	COVER COMP., FUEL TANK TOP *NH1*.....BLACK	1	1	1	1	1	1		
15	83800-HP0-A00ZA	COVER COMP., R. SIDE *G152*.....ADVENTURE GREEN	1	1	1	1	1	1		
	83800-HP0-A00ZB	*R232*.....PATRIOT RED	1	1	1	1	1	1		
	83800-HP0-A00ZC	*Y151R*.....STAR BURST YELLOW	1	1	1	1	-	1		
	83800-HP0-A00ZD	*PB357R*.....EASTERN BLUE	-	-	-	-	1	-		
16	90111-HP0-A00	BOLT, FLANGE, 6MM	1	1	1	1	1	1		
17	90111-162-000	BOLT, FLANGE, 6MM	1	1	1	1	1	1		
18	90118-MR1-000	SCREW, PAN, 6X14	2	2	2	2	2	2		
19	90129-463-770	COLLAR, REFLECTOR SETTING ...	2	2	2	2	2	2		
20	90653-HC4-900	CLIP, MUDGUARD	13	13	13	13	13	13		
21	93903-24220	SCREW, TAPPING, 4X10	2	2	2	2	2	2		
22	95701-06016-00	BOLT, FLANGE, 6X16	7	7	7	7	7	7		



Ref. No.	L.O.N.	(Relative ref. Number) Description	F.R.T.
1	413150	SEAT	0.1

Ref. No.	Part No.	Description	Reqd. QTY						Serial No.	Parts catalogue code
			TRX500FE		TRX500FM		TRX500TM			
			5	6	5	6	5	6		
1	77100-HP0-A00ZA	SEAT COMP. *NH1L*.....BLACK	1	1	1	1	1	1		
2	77101-HP0-A00	BRACKET, LOCK LEVER	1	1	1	1	1	1		
3	77105-HN2-000	LEVER COMP., SEAT LOCK	1	1	1	1	1	1		
4	77107-958-000	SPRING, SEAT LOCK	1	1	1	1	1	1		
5	77206-GF0-000	RUBBER, SEAT CUSHION	6	6	6	6	6	6		
6	95701-06012-08	BOLT, FLANGE, 6X12	1	1	1	1	1	1		

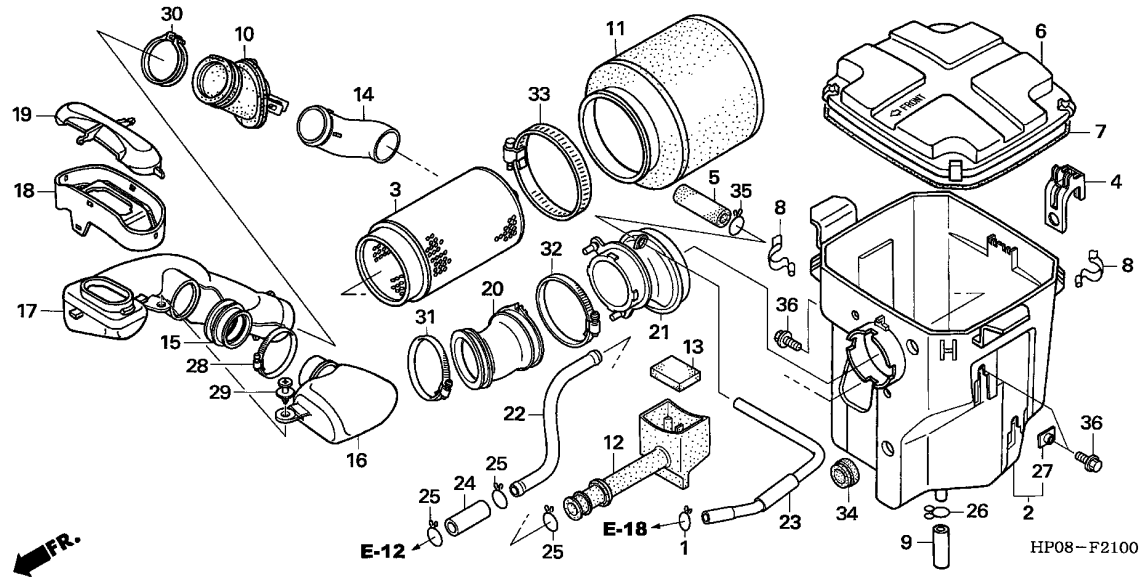




Ref. No.	L.O.N.	(Relative ref. Number) Description	F.R.T.
2	3121A5	CASE, AIR CLEANER	0.5
3	3121D5	BODY, AIR CLEANER ELEMENT	0.1
6	312102	COVER, AIR CLEANER CASE	0.1
10	3121B5	SEAL, AIR CLEANER DUCT	0.4
11	312105	ELEMENT, AIR CLEANER	0.2
12	3121F5	JOINT, BREATHER	0.3
16	3121D8	DUCT, RESONATOR	0.1
17	3121C2	DUCT, SNORKEL	0.4
20	3121B7	TUBE, AIR CLEANER CONNECTING :FRONT	0.4
21	3121B8	TUBE, AIR CLEANER CONNECTING :REAR	0.3

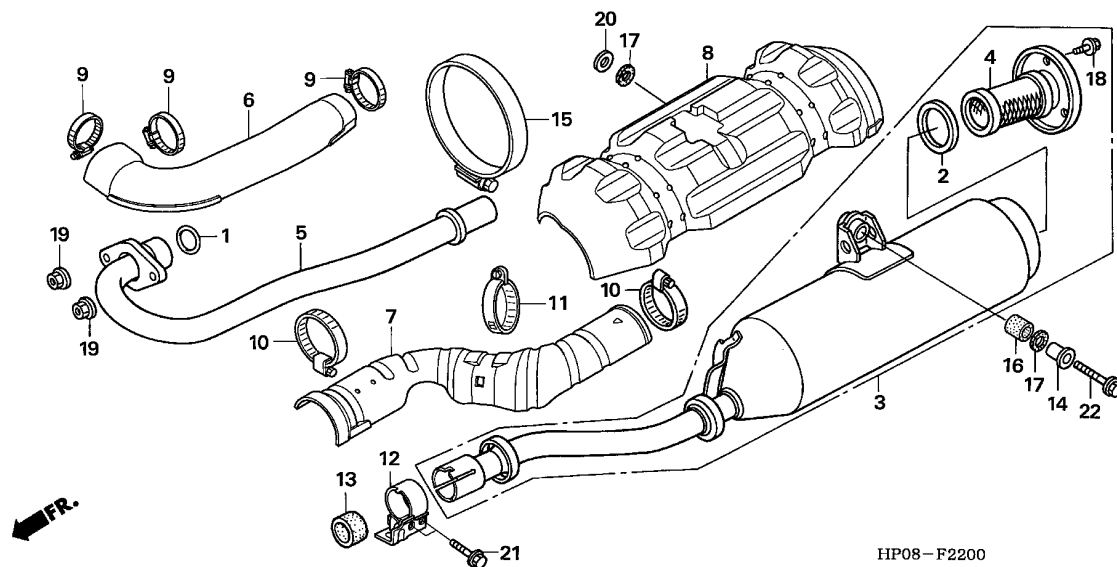
3

Ref. No.	Part No.	Description	Reqd. QTY						Serial No.	Parts catalogue code
			TRX500FE		TRX500FM		TRX500TM			
			5	6	5	6	5	6		
1	15707-634-000	CLIP, OIL DRAIN TUBE	1	1	1	1	1	1		
2	17210-HP0-A00	CASE, AIR CLEANER	1	1	1	1	1	1		
3	17211-HP0-A00	BODY COMP., AIR CLEANER	1	1	1	1	1	1		
4	17212-HP0-A00	HOLDER, ELEMENT	1	1	1	1	1	1		
5	17213-HN2-000	FILTER, SUB AIR CLEANER	1	1	1	1	1	1		
6	17217-HP0-A00	LID, AIR CLEANER CASE	1	1	1	1	1	1		
7	17219-HN2-000	SEAL, AIR CLEANER COVER	1	1	1	1	1	1		
8	17223-HB3-003	SPRING, AIR CLEANER CASE LID (TOYO)	4	4	4	4	4	4		
	17223-HM8-000	SPRING, AIR CLEANER CASE LID	4	4	4	4	4	4		
9	17224-HM5-930	TUBE, AIR CLEANER DRAIN	1	1	1	1	1	1		
10	17252-HP0-A00	SEAL, AIR CLEANER DUCT	1	1	1	1	1	1		
11	17254-HP0-A00	ELEMENT, AIR CLEANER	1	1	1	1	1	1		
12	17255-HP0-A00	JOINT, BREATHER	1	1	1	1	1	1		
13	17256-HM5-L00	COVER, DUST	1	1	1	1	1	1		
14	17256-HP0-A00	DUCT, SNORKEL INNER	1	1	1	1	1	1		
15	17257-HP0-A00	SEAL, RESONATOR	1	1	1	1	1	1		
16	17258-HP0-A00	RESONATOR, DUCT	1	1	1	1	1	1		
17	17259-HP0-A00	DUCT, SNORKEL	1	1	1	1	1	1		
18	17261-HN8-A00	COVER A, SNORKEL	1	1	1	1	1	1		
19	17262-HN8-A00	COVER B, SNORKEL	1	1	1	1	1	1		
20	17265-HP0-A00	TUBE, FR.	1	1	1	1	1	1		
21	17266-HP0-A00	TUBE, RR.	1	1	1	1	1	1		
22	17366-HP0-A00	PIPE, BREATHER	1	1	1	1	1	1		
23	17367-HP0-A00	TUBE, AIR CLEANER	1	1	1	1	1	1		



Ref. No.	Part No.	Description	Reqd. QTY						Serial No.	Parts catalogue code
			TRX500FE		TRX500FM		TRX500TM			
			5	6	5	6	5	6		
24	17368-HP0-A00	TUBE, BREATHER PIPE	1	1	1	1	1	1		
25	17724-102-700	CLIP, SUB TANK HOSE	3	3	3	3	3	3		
26	18532-634-670	CLIP, AIR HOSE, 21.5	1	1	1	1	1	1		
27	61304-958-003	NUT, SPECIAL, 6X7	3	3	3	3	3	3		
28	90654-HM8-A60	BAND, CONNECTING TUBE (54) ..	1	1	1	1	1	1		
29	90658-HN5-671	CLIP, LID	1	1	1	1	1	1		
30	90662-HN5-M00	BAND, AIR CONNECTING TUBE (62)	1	1	1	1	1	1		
31	90666-HN1-A20	BAND, AIR CONNECTING TUBE (66)	1	1	1	1	1	1		
32	90678-HN2-830	BAND, AIR CONNECTING TUBE (78)	1	1	1	1	1	1		
33	90696-HN2-830	BAND, AIR CONNECTING TUBE (96)	1	1	1	1	1	1		
34	90851-898-000	RUBBER, TANK CUSHION	1	1	1	1	1	1		
35	95002-02130	CLIP, TUBE (B12.5)	1	1	1	1	1	1		
36	95701-06010-00	BOLT, FLANGE, 6X10	3	3	3	3	3	3		

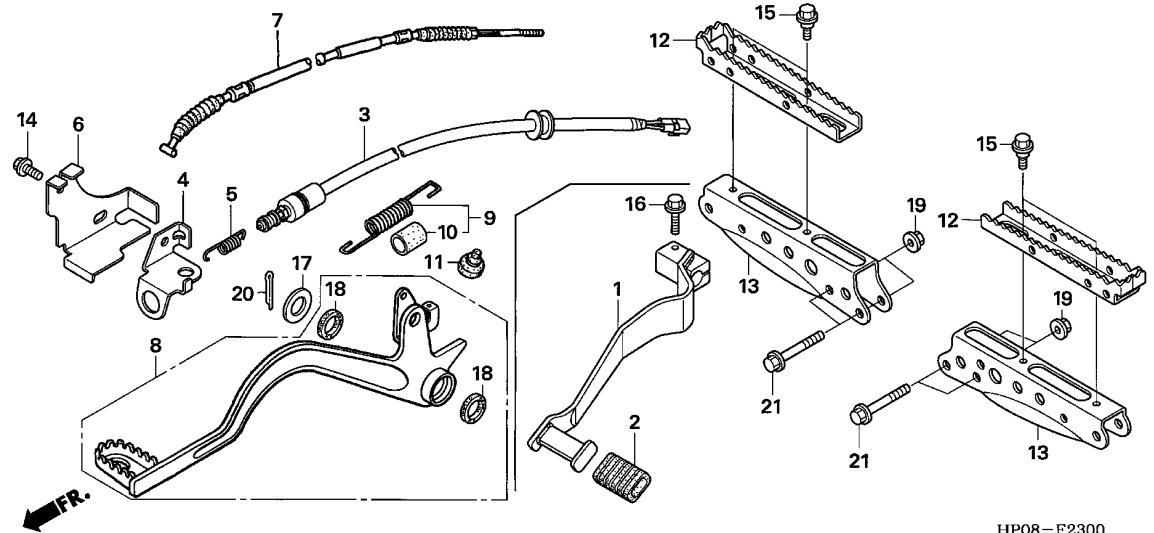




Ref. No.	L.O.N.	(Relative ref. Number) Description	F.R.T.
3	313120	MUFFLER	0.8
4	3131C1	ARRESTER, SPARK	0.1
5	313110	PIPE, EXHAUST	0.7
6	313125	COVER, EXHAUST PIPE	0.7
7	4131M4	PROTECTOR, HEAT	0.4
8	411167	COVER, EXHAUST MUFFLER	0.8

3

Ref. No.	Part No.	Description	Reqd. QTY						Serial No.	Parts catalogue code
			TRX500FE		TRX500FM		TRX500TM			
			5	6	5	6	5	6		
1	18291-MN4-920	GASKET, EX. PIPE	1	1	1	1	1	1		
2	18292-MV4-000	GASKET, MUFFLER	1	1	1	1	1	1		
3	18300-HP0-A00	MUFFLER ASSY.	1	1	1	1	1	1		
4	18317-HP0-A00	ARRESTER COMP., SPARK	1	1	1	1	1	1		
5	18320-HP0-A00	PIPE COMP., EX.	1	1	1	1	1	1		
6	18321-HP0-A00	COVER, EX. PIPE	1	1	1	1	1	1		
7	18322-HP0-A00	PROTECTOR, HEAT	1	1	1	1	1	1		
8	18323-HP0-A00	COVER, MUFFLER	1	1	1	1	1	1		
9	18325-HN2-000	BAND, EX. PIPE COVER	3	3	3	3	3	3		
10	18326-HN2-000	BAND, HEAT PROTECTOR	2	2	2	2	2	2		
11	18329-HP0-A00	BAND, HEAT PROTECTOR (57) ...	1	1	1	1	1	1		
12	18373-HP0-A00	BAND, MUFFLER	1	1	1	1	1	1		
13	18391-HM7-A00	PACKING, MUFFLER	1	1	1	1	1	1		
14	18422-HN2-000	COLLAR, MUFFLER MOUNTING	1	1	1	1	1	1		
15	19084-HW1-670	CLAMP, WATER HOSE, 116-140MM	2	2	2	2	2	2		
16	50608-HP0-A00	RUBBER, MUFFLER MOUNTING	1	1	1	1	1	1		
17	50609-HN2-000	RUBBER, MUFFLER MOUNTING SIDE	2	2	2	2	2	2		
18	90101-KCE-000	BOLT, FLANGE, 6X10	3	3	3	3	3	3		
19	90301-HM8-000	NUT, FLANGE, 8MM	2	2	2	2	2	2		
20	90501-HN1-000	WASHER, PLAIN, 10MM	1	1	1	1	1	1		
21	95701-08035-08	BOLT, FLANGE, 8X35	2	2	2	2	2	2		
22	95701-10050-08	BOLT, FLANGE, 10X50	1	1	1	1	1	1		

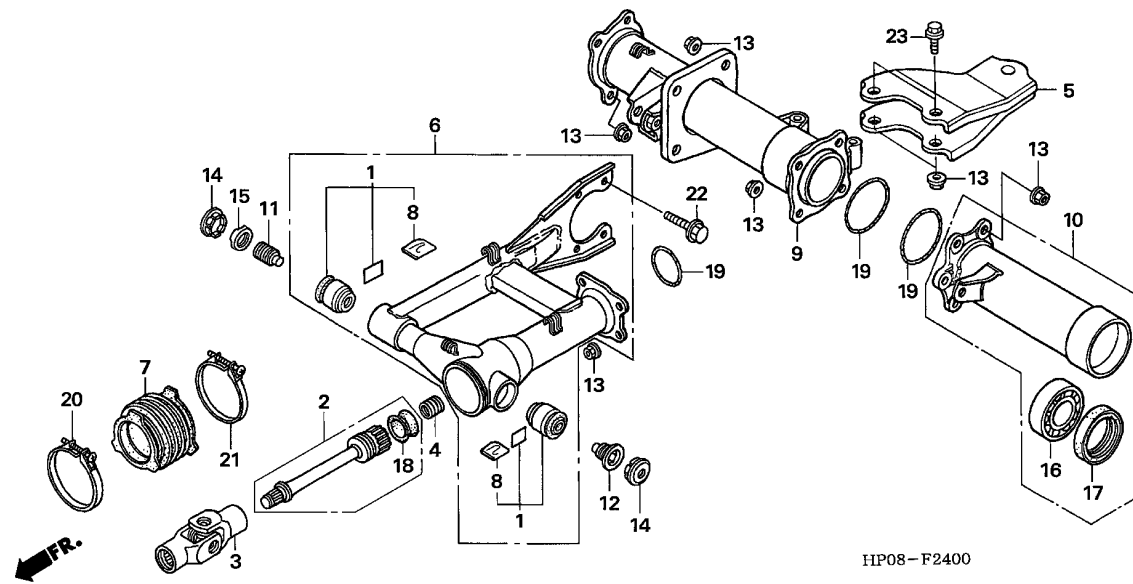


HP08-F2300

Ref. No.	L.O.N.	(Relative ref. Number) Description	F.R.T.
1	4101A1	PEDAL, GEAR CHANGE	0.1
3	6151B5	SWITCH, REAR STOP :PEDAL SIDE	0.4
7	811130	CABLE, REAR BRAKE	0.2
8	810160	PEDAL, REAR BRAKE	0.3
9	8101A8	SPRING, BRAKE PEDAL	0.1
12	4101C5	BAR, MAIN STEP :LEFT	0.1
	4101C6	BAR, MAIN STEP :RIGHT	0.1
	4101J1	BAR, MAIN STEP :BOTH	0.1
13	4101C3	BRACKET, STEP :LEFT	0.2
	4101C4	BRACKET, STEP :RIGHT	0.2
	4101N7	BRACKET, STEP :BOTH	0.4

Ref. No.	Part No.	Description	Reqd. QTY						Serial No.	Parts catalogue code
			TRX500FE		TRX500FM		TRX500TM			
			5	6	5	6	5	6		
1	24700-HP0-A00	PEDAL, GEAR CHANGE	-	-	1	1	1	1		
2	24781-371-000	RUBBER, CHANGE PEDAL	-	-	1	1	1	1		
3	35350-HP0-A00	SWITCH ASSY., RR. STOP	1	1	1	1	1	1		
4	35351-HP0-A00	STAY, STOP SWITCH	1	1	1	1	1	1		
5	35357-HP0-A00	SPRING, STOP SWITCH	1	1	1	1	1	1		
6	35359-HP0-A00	GUARD, RR. STOP SWITCH	1	1	1	1	1	1		
7	43470-HP0-A00	CABLE COMP., FOOT BRAKE	1	1	1	1	1	1		
8	46500-HP0-A00	PEDAL COMP., BRAKE	1	1	1	1	1	1		
9	46513-HM7-000	SPRING ASSY., RR. BRAKE PEDAL	1	1	1	1	1	1		
10	46515-HM7-000	TUBE, BRAKE PEDAL SPRING	1	1	1	1	1	1		
11	50505-GA7-730	RUBBER, STAND STOPPER	1	1	1	1	1	1		
12	50610-HN2-000	STEP	2	2	-	-	-	-		
	50610-HP0-A00	-	-	2	2	2	2		
13	50611-HP0-A00	BRACKET, STEP	2	2	2	2	2	2		
14	90105-MCE-750	BOLT, FLANGE, 6X14	1	1	1	1	1	1		
15	90111-HP0-A00	BOLT, FLANGE, 6MM	4	4	4	4	4	4		
16	90118-968-000	BOLT, FLANGE, 6X20	-	-	1	1	1	1		
17	90512-303-000	WASHER, 17.5MM	1	1	1	1	1	1		
18	91206-968-003	DUST SEAL, 17X23X3(NOK)	2	2	2	2	2	2		
19	94050-08000	NUT, FLANGE, 8MM	4	4	4	4	4	4		
20	94201-30250	PIN, SPLIT, 3.0X25	1	1	1	1	1	1		
21	95801-08045-00	BOLT, FLANGE, 8X45	4	4	4	4	4	4		

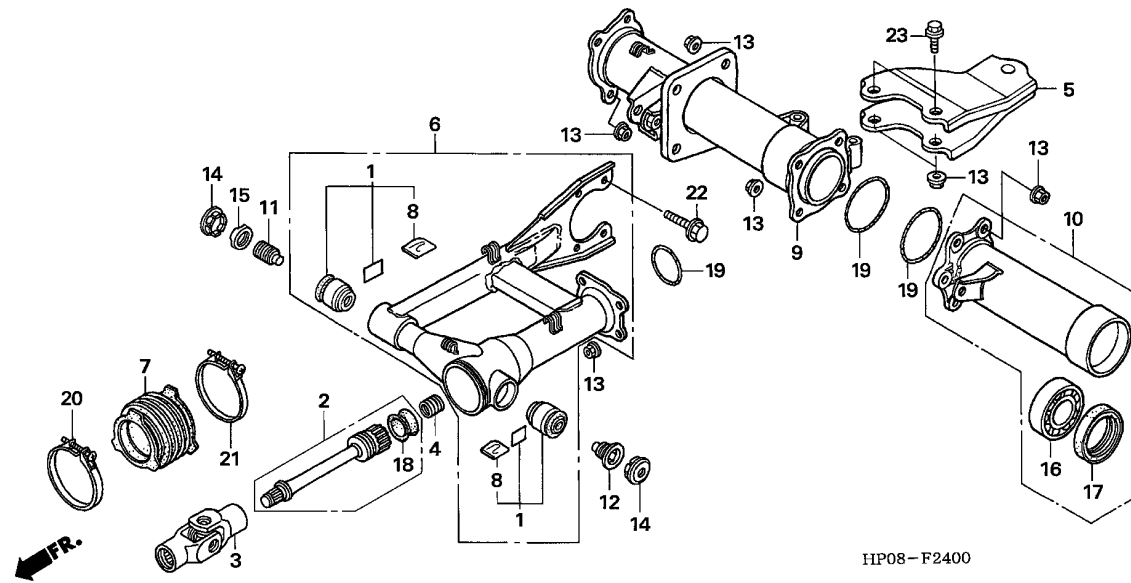




Ref. No.	L.O.N.	(Relative ref. Number) Description	F.R.T.
1	5121C8	BEARING, SWINGARM PIVOT :LEFT	1.2
	5121C9	BEARING, SWINGARM PIVOT :RIGHT	1.2
	5121D0	BEARING, SWINGARM PIVOT :BOTH	1.4
2	2131A5	SHAFT, PROPELLER	1.0
3	213115	JOINT, YOKE	1.0
5	4101D9	HITCH, TRAILER	0.1
6	5121B0	SWINGARM ASSEMBLY	1.2
7	2131E7	BOOT, REAR PROPELLER SHAFT JOINT	0.9
9	5121B5	PIPE, SWINGARM HOUSING :RIGHT	0.9
10	5121B4	PIPE, SWINGARM HOUSING :LEFT	0.4
16	5121D5	BEARING, HOUSING PIPE	0.5

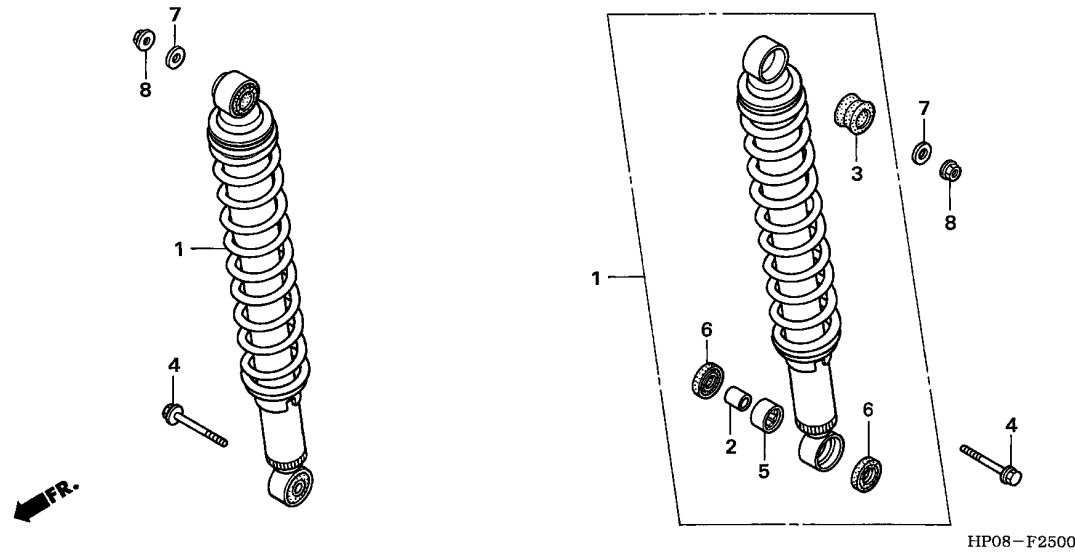
3

Ref. No.	Part No.	Description	Reqd. QTY						Serial No.	Parts catalogue code
			TRX500FE		TRX500FM		TRX500TM			
			5	6	5	6	5	6		
1	06912-HN2-000	BEARING SET, TAPER ROLLER (17X40X13.25) (KOYO)	2	2	2	2	2	2		
2	40200-HP0-A00	SHAFT ASSY., PROPELLER	1	1	1	1	1	1		
3	40210-HN7-010	JOINT COMP., YOKE	1	1	1	1	1	1		
4	40215-HN0-671	SPRING, PROPELLER SHAFT	1	1	1	1	1	1		
5	50810-HP0-A00	HITCH COMP., TRAILER	1	1	1	1	1	1		
6	52100-HP0-A00	SWINGARM ASSY., RR.	1	1	1	1	1	1		
7	52101-HM7-000	BOOT, JOINT	1	1	1	1	1	1		
8	52102-HN2-P00	GREASE (SHELL 6459)	2	2	2	2	2	2		
9	52210-HP0-A00	PIPE COMP., R. HOUSING	1	1	1	1	1	1		
10	52300-HN2-000	PIPE ASSY., L. HOUSING	1	1	1	1	1	1		
11	90121-HN2-000	BOLT, R. SWINGARM PIVOT	1	1	1	1	1	1		
12	90122-HN2-000	BOLT, L. SWINGARM PIVOT	1	1	1	1	1	1		
13	90305-HC0-770	NUT, SELF-LOCK, 10MM	22	22	22	22	22	22		
14	90312-HM5-670	CAP, LOCK NUT	2	2	2	2	2	2		
15	90355-469-000	NUT, SWINGARM PIVOT LOCK	1	1	1	1	1	1		
16	91055-HN5-681	BEARING, BALL RADIAL, 32X58X13UU	1	1	1	1	1	1		
17	91255-HA0-681	OIL SEAL, 42X58X10 (ARAI)	1	1	1	1	1	1		
18	91302-HM7-003	SEAL A, RUBBER	1	1	1	1	1	1		
19	91320-HM7-702	O-RING, 75X3.2 (NOK)	3	3	3	3	3	3		
20	95018-74250	BAND, AIR CLEANER CONNECTING TUBE (74)	1	1	1	1	1	1		
21	95018-90250	BAND, AIR CLEANER CONNECTING TUBE (90)	1	1	1	1	1	1		



Ref. No.	Part No.	Description	Reqd. QTY						Serial No.	Parts catalogue code
			TRX500FE		TRX500FM		TRX500TM			
			5	6	5	6	5	6		
22	95701-10020-00	BOLT, FLANGE, 10X20	4	4	4	4	4	4		
23	95701-10060-00	BOLT, FLANGE, 10X60	2	2	2	2	2	2		

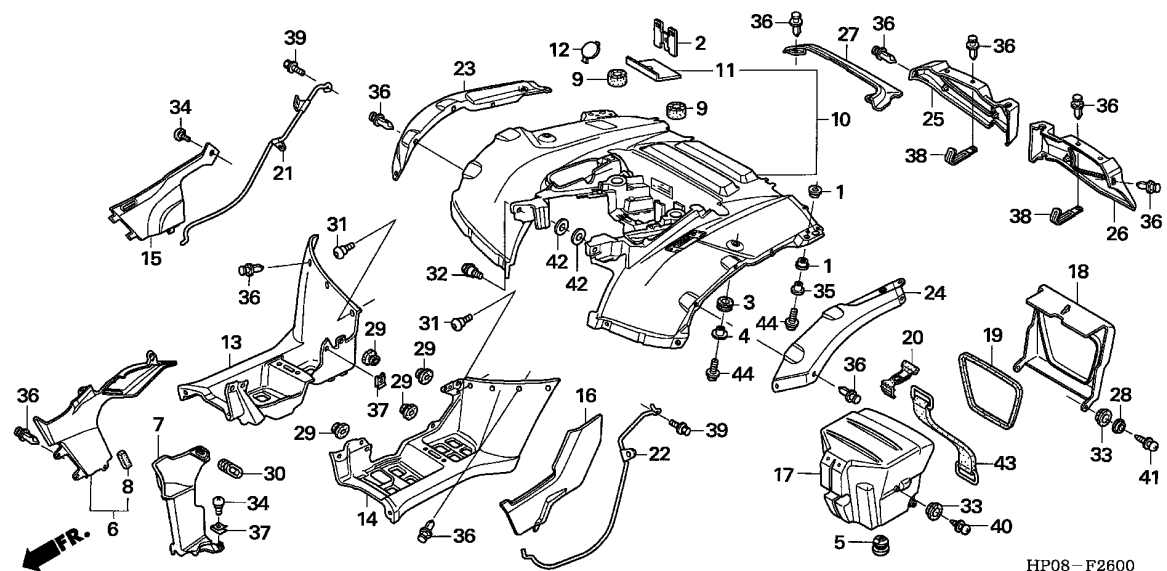




Ref. No.	L.O.N.	(Relative ref. Number) Description	F.R.T.
1	5121B6	CUSHION ASSY., REAR :LEFT	0.2
	5121B7	CUSHION ASSY., REAR :RIGHT ...	0.2
	5121B8	CUSHION ASSY., REAR :BOTH	0.3

3

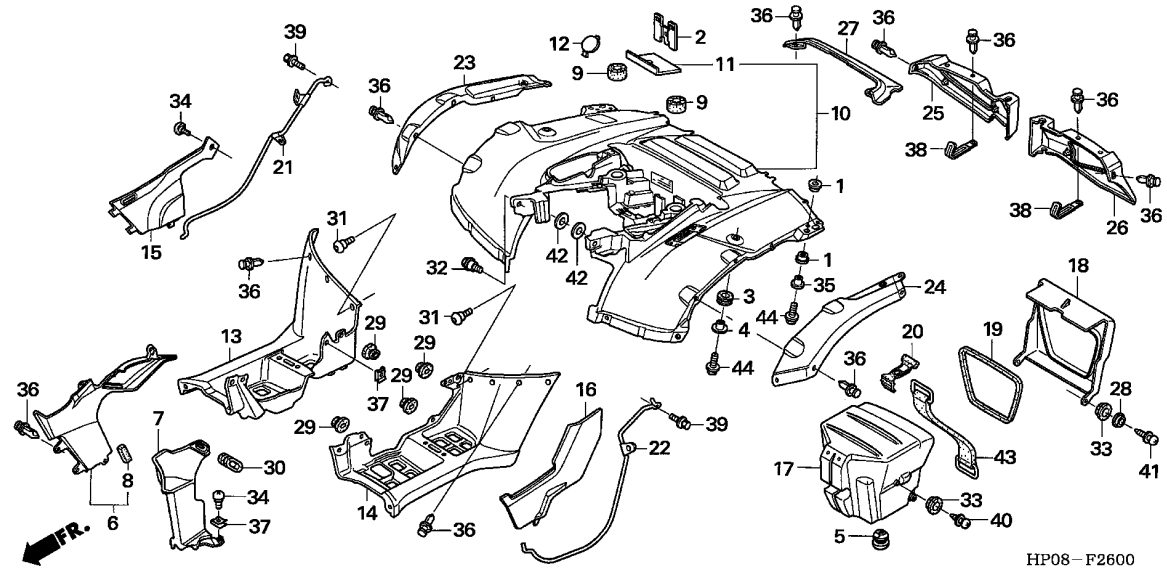
Ref. No.	Part No.	Description	Reqd. QTY						Serial No.	Parts catalogue code
			TRX500FE		TRX500FM		TRX500TM			
			5	6	5	6	5	6		
1	52400-HP0-A02	CUSHION ASSY., RR.	2	2	2	2	-	-		
	52400-HP0-672	-	-	-	-	2	2		
2	52486-HN2-000	COLLAR, RR. CUSHION	2	2	2	2	2	2		
3	52489-MJ1-004	BUSH, RR. CUSHION	2	2	2	2	2	2		
4	90163-SZ3-000	BOLT, FLANGE, 10X45	2	2	2	2	2	2		
5	91077-HN2-003	BEARING, NEEDLE, 16X22X12 ...	2	2	2	2	2	2		
6	91253-HN8-003	DUST SEAL, 16X24X4	4	4	4	4	4	4		
7	94103-10000	WASHER, PLAIN, 10MM	2	2	2	2	2	2		
8	94050-10000	NUT, FLANGE, 10MM	2	2	2	2	2	2		



Ref. No.	L.O.N.	(Relative ref. Number) Description	F.R.T.
6	4131W3	GUIDE, ENGINE AIR :RIGHT	0.2
7	4131W4	GUIDE, ENGINE AIR :LEFT FRONT	0.1
10	4131O2	FENDER, REAR	1.0
13	4131N2	MUDGUARD, CENTER :RIGHT	0.2
14	4131N1	MUDGUARD, CENTER :LEFT	0.2
17	4101K9	BOX, UTILITY	0.2
18	4101K8	COVER, UTILITY BOX	0.2
21	4131C4	STAY, REAR FENDER :RIGHT	0.1
	4131L9	STAY, REAR FENDER :BOTH	0.2
22	4131C3	STAY, REAR FENDER :LEFT	0.1
	4131L9	STAY, REAR FENDER :BOTH	0.2
23	4131R3	MUDGUARD, REAR SIDE :RIGHT	0.2
24	4131R2	MUDGUARD, REAR SIDE :LEFT	0.2
25	4131G6	MUDGUARD :RIGHT REAR	0.1
26	4131G5	MUDGUARD :LEFT REAR	0.1

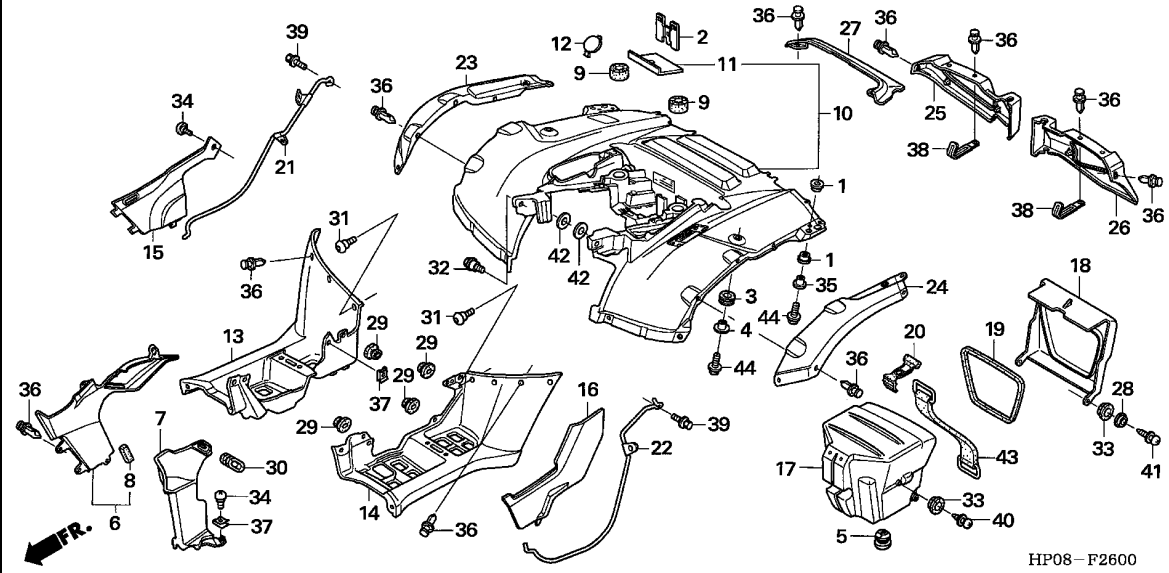
Ref. No.	Part No.	Description	Reqd. QTY						Serial No.	Parts catalogue code
			TRX500FE		TRX500FM		TRX500TM			
			5	6	5	6	5	6		
1	33718-GE2-690	RUBBER, TAILLIGHT SETTING ...	4	4	4	4	4	4		
2	50328-HN2-000	STAY, FUSE COUPLER	1	1	1	1	1	1		
3	61103-HM5-850	RUBBER, FR. FENDER MOUNTING ..	2	2	2	2	2	2		
4	61104-357-000	COLLAR, FR. FENDER	2	2	2	2	2	2		
5	61105-KA8-000	PLUG, FR. FENDER	1	1	1	1	1	1		
6	61880-HP0-A00ZA	GUIDE COMP., R. ENGINE AIR *NH1*.....BLACK	1	1	1	1	1	1		
7	61895-HP0-A00ZA	GUIDE, L. FR. ENGINE AIR *NH1*.....BLACK	1	1	1	1	1	1		
8	64236-MR8-610	SEAL C, HEADLIGHT	1	1	1	1	1	1		
9	77207-HA0-000	CUSHION, SEAT MOUNTING	2	2	2	2	2	2		
10	80100-HP0-A00ZA	FENDER, RR. *G152*.....ADVENTURE GREEN	1	1	1	1	1	1		
	80100-HP0-A00ZB	*R232*.....PATRIOT RED	1	1	1	1	1	1		
	80100-HP0-A00ZC	*Y151R*.....STAR BURST YELLOW	1	1	1	1	-	1		
	80100-HP0-A00ZD	*PB357R*.....EASTERN BLUE	-	-	-	-	1	-		
11	80102-HP0-A00	RUBBER, BATTERY MOUNTING	1	1	1	1	1	1		
12	80110-HP0-A00ZA	LID, R. RR. FENDER *G152*.....ADVENTURE GREEN	1	1	1	1	1	1		
	80110-HP0-A00ZB	*R232*.....PATRIOT RED	1	1	1	1	1	1		
	80110-HP0-A00ZC	*Y151R*.....STAR BURST YELLOW	1	1	1	1	-	1		
	80110-HP0-A00ZD	*PB357R*.....EASTERN BLUE	-	-	-	-	1	-		
13	80121-HP0-A00ZA	MUDGUARD, R. CENTER *NH1*.....BLACK	1	1	1	1	1	1		
14	80122-HP0-A00ZA	MUDGUARD, L. CENTER *NH1*.....BLACK	1	1	1	1	1	1		





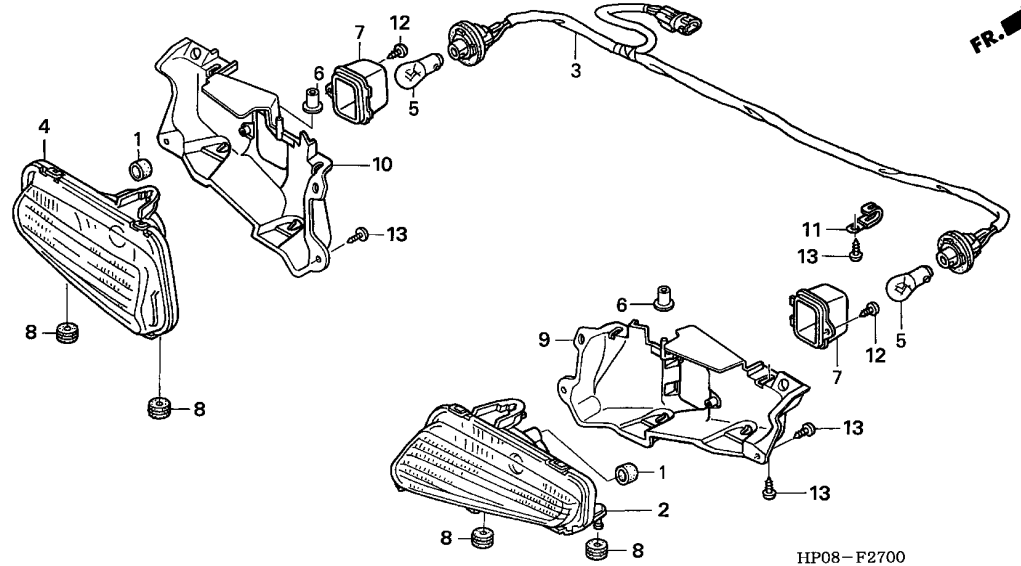
3

Ref. No.	Part No.	Description	Reqd. QTY						Serial No.	Parts catalogue code
			TRX500FE		TRX500FM		TRX500TM			
			5	6	5	6	5	6		
15	80123-HP0-A00ZA	SUB COVER, R. ENGINE *NH1*.....BLACK	1	1	1	1	1	1		
16	80124-HP0-A10ZA	SUB COVER COMP., L. ENGINE *NH1*.....BLACK	1	1	-	-	-	-		
	80124-HP0-A00ZA	*NH1*.....BLACK	-	-	1	1	1	1		
17	80210-HP0-A00	BOX COMP., UTILITY	1	1	1	1	1	1		
18	80211-HP0-A00ZA	LID, UTILITY BOX *NH1*.....BLACK	1	1	1	1	-	-		
	80211-HP0-670ZA	*NH1*.....BLACK	-	-	-	-	1	1		
19	80212-HP0-A00	SEAL, UTILITY BOX	1	1	1	1	1	1		
20	80214-HM5-850	BAND, TOOL BOX	1	1	1	1	1	1		
21	80217-HP0-A00	STAY, R. RR. FENDER	1	1	1	1	1	1		
22	80218-HP0-A00	STAY, L. RR. FENDER	1	1	1	1	1	1		
23	80220-HP0-A00ZA	MUDGUARD, R. RR. SIDE *NH1*.....BLACK	1	1	1	1	1	1		
24	80221-HP0-A00ZA	MUDGUARD, L. RR. SIDE *NH1*.....BLACK	1	1	1	1	1	1		
25	80250-HP0-A00ZA	MUDGUARD, R. RR. *NH1*.....BLACK	1	1	1	1	1	1		
26	80251-HP0-A00ZA	MUDGUARD, L. RR. *NH1*.....BLACK	1	1	1	1	1	1		
27	80311-HP0-A00ZA	LID, RR. FENDER *G152*.....ADVENTURE GREEN	1	1	1	1	1	1		
	80311-HP0-A00ZB	*R232*.....PATRIOT RED	1	1	1	1	1	1		
	80311-HP0-A00ZC	*Y151R*.....STAR BURST YELLOW	1	1	1	1	-	1		
	80311-HP0-A00ZD	*PB357R*.....EASTERN BLUE	-	-	-	-	1	-		



Ref. No.	Part No.	Description	Reqd. QTY						Serial No.	Parts catalogue code
			TRX500FE		TRX500FM		TRX500TM			
			5	6	5	6	5	6		
28	83119-MG9-000	COLLAR, LOCK SETTING	2	2	2	2	2	2		
29	83551-GE2-000	GROMMET, AIR CLEANER CASE ...	4	4	4	4	4	4		
30	83601-MB0-000	GROMMET A, SIDE COVER	1	1	1	1	1	1		
31	90102-HN5-670	SCREW, SPECIAL, 6X8	2	2	2	2	2	2		
32	90111-HP0-A00	BOLT, FLANGE, 6MM	1	1	1	1	1	1		
33	90111-KW3-003	NUT, COWL SETTING, 5MM	4	4	4	4	4	4		
34	90115-KW7-900	SCREW, VISOR SPECIAL SETTING	2	2	2	2	2	2		
35	90503-KE1-000	COLLAR, 6.3X13.5	2	2	2	2	2	2		
36	90653-HC4-900	CLIP, MUDGUARD	37	37	37	37	37	37		
37	90677-KAN-961	NUT, CLIP, 5MM	2	2	2	2	2	2		
38	91405-MG1-000	CLIP, WIRE HARNESS	2	2	2	2	2	2		
39	93404-06016-07	BOLT-WASHER, 6X16	2	2	2	2	2	2		
40	93891-05016-08	SCREW-WASHER, 5X16	2	2	2	2	2	2		
41	93894-05020-08	SCREW-WASHER, 5X20	2	2	2	2	2	2		
42	94103-08800	WASHER, PLAIN, 8MM	6	6	6	6	6	6		
43	95012-17001	BAND F, BATTERY	1	1	1	1	1	1		
44	95701-06022-00	BOLT, FLANGE, 6X22	4	4	4	4	4	4		

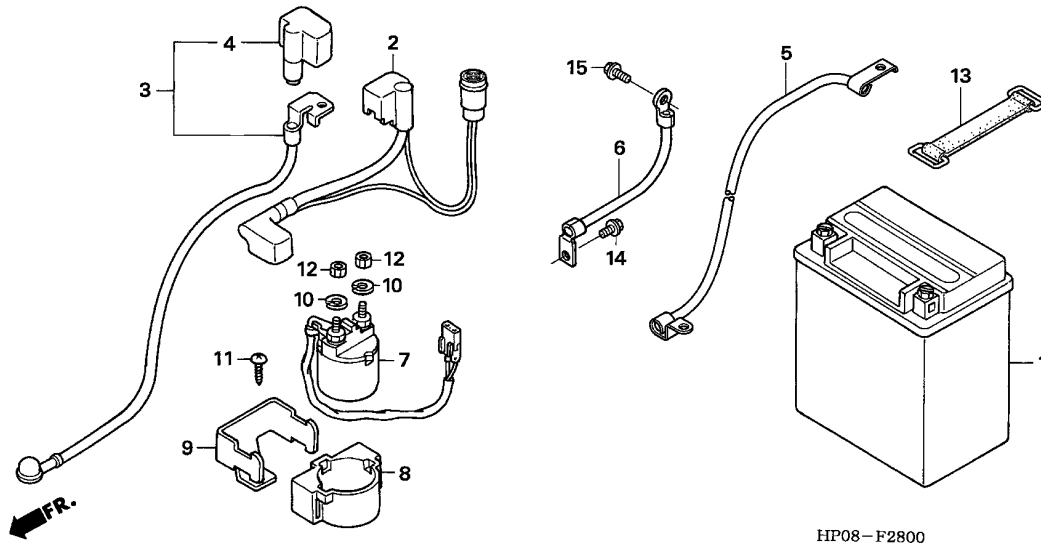




Ref. No.	L.O.N.	(Relative ref. Number) Description	F.R.T.
2	6161P0	LENS, TAILLIGHT :RIGHT	0.2
3	6161E7	SOCKET, TAILLIGHT	0.5
4	6161N9	LENS, TAILLIGHT :LEFT	0.2
5	6161G1	BULB, TAILLIGHT	0.1
.NOTE: Same time for two units			
9	6161P2	COVER, TAILLIGHT :RIGHT	0.2
10	6161P1	COVER, TAILLIGHT :LEFT	0.2

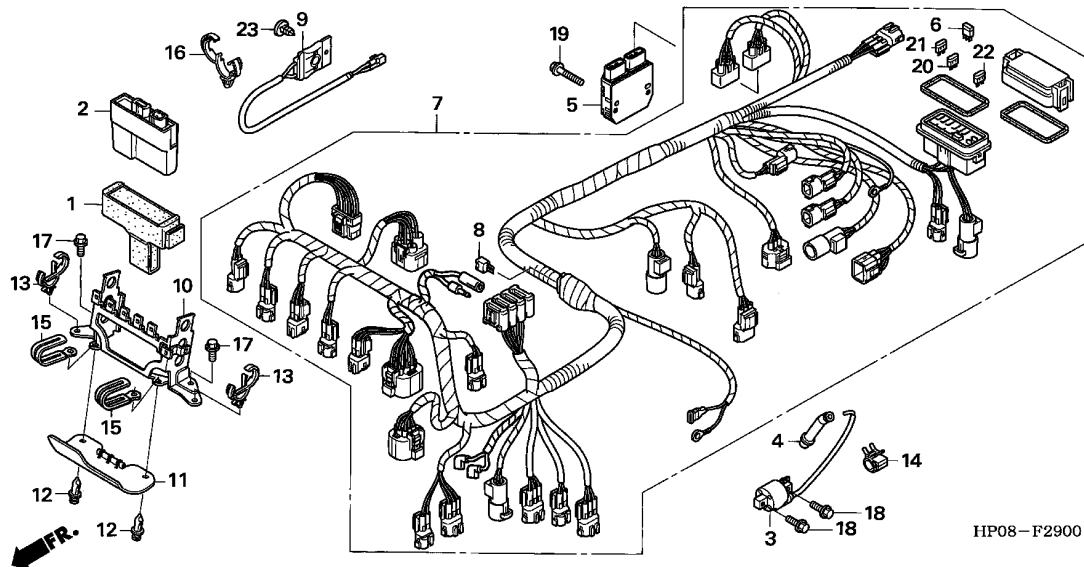
3

Ref. No.	Part No.	Description	Reqd. QTY						Serial No.	Parts catalogue code
			TRX500FE		TRX500FM		TRX500TM			
			5	6	5	6	5	6		
1	33113-MBW-D21	PIPE, CP	2	2	2	2	2	2		
2	33710-HN8-003	LENS COMP., R. TAILLIGHT	1	1	1	1	1	1		
3	33720-HP0-A01	SOCKET COMP., TAILLIGHT	1	1	1	1	1	1		
4	33760-HN8-003	LENS COMP., L. TAILLIGHT	1	1	1	1	1	1		
5	34906-447-711	BULB, TAILLIGHT (12V 21/5W) (STANLEY)	2	2	2	2	2	2		
6	61312-149-300	BOOT, HEADLIGHT BRACKET	2	2	2	2	2	2		
7	66303-HM7-000	CAP, HEADLIGHT TAIL	2	2	2	2	2	2		
8	80219-HC4-000	RUBBER, TAILLIGHT MOUNTING ..	4	4	4	4	4	4		
9	80230-HP0-A00	COVER, R. TAILLIGHT	1	1	1	1	1	1		
10	80231-HP0-A00	COVER, L. TAILLIGHT	1	1	1	1	1	1		
11	90010-GEO-710	CLIP, TUBE	1	1	1	1	1	1		
12	93903-24320	SCREW, TAPPING, 4X12	2	2	2	2	2	2		
13	93903-25220	SCREW, TAPPING, 5X12	9	9	9	9	9	9		



Ref. No.	L.O.N.	(Relative ref. Number) Description	F.R.T.
1	610100	BATTERY	0.2
2	6101A3	CABLE, RELAY BATTERY	0.2
3	612115	CABLE, STARTER MOTOR	0.2
6	6111E9	CORD, EARTH	0.2
7	615113	SWITCH, STARTER MAGNETIC	0.4

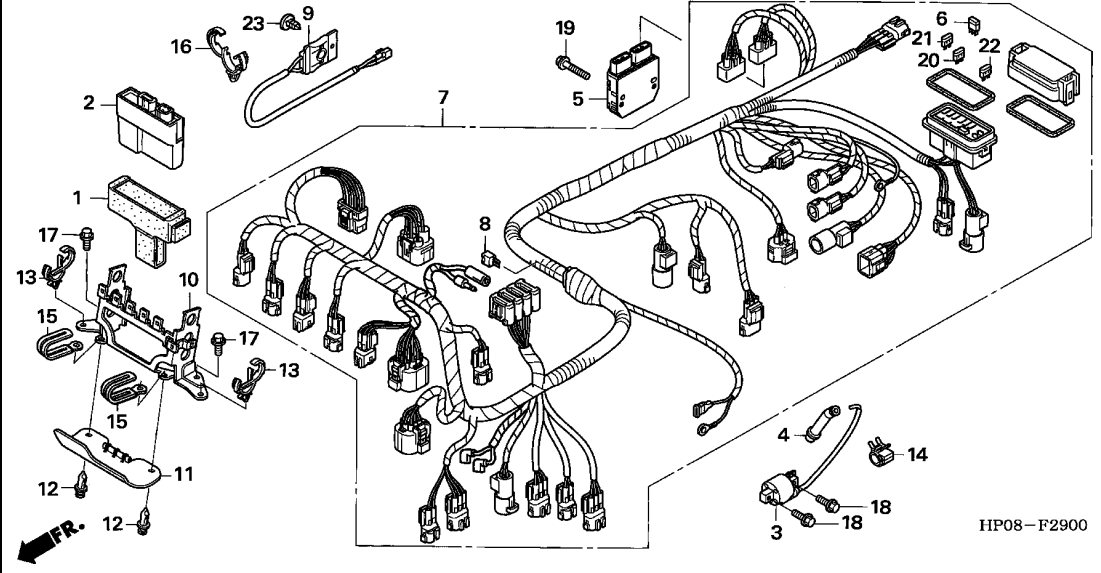
Ref. No.	Part No.	Description	Reqd. QTY						Serial No.	Parts catalogue code
			TRX500FE		TRX500FM		TRX500TM			
			5	6	5	6	5	6		
1	31500-HC4-726	BATTERY (YTX14-BS)(YUASA) ...	1	1	1	1	1	1		
2	32401-HP0-A10	CABLE, RELAY BATTERY	1	1	-	-	-	-		
	32401-HP0-A00	-	-	1	1	1	1		
3	32405-HN2-000	CABLE, STARTER MOTOR	1	1	1	1	1	1		
4	32416-HN5-670	COVER, MAGNETIC SWITCH								
		TERMINAL	1	1	1	1	1	1		
5	32601-HP0-A00	CABLE, BATTERY EARTH	1	1	1	1	1	1		
6	32603-HP0-A00	CABLE, FRAME EARTH	1	1	1	1	1	1		
7	35850-HN2-A01	SWITCH ASSY., STARTER MAGNETIC	1	1	1	1	1	1		
8	35856-425-000	RUBBER, MAGNETIC SHOCK	1	1	1	1	1	1		
9	50326-HC4-000	STAY, STARTER MAGNETIC	1	1	1	1	1	1		
10	90052-ZA0-800	WASHER, SPRING, 6MM	2	2	2	2	2	2		
11	93903-25220	SCREW, TAPPING, 5X12	1	1	1	1	1	1		
12	94002-06390-0S	NUT, HEX., 6MM	2	2	2	2	2	2		
13	95012-17001	BAND F, BATTERY	1	1	1	1	1	1		
14	95701-06012-00	BOLT, FLANGE, 6X12	1	1	1	1	1	1		
15	95701-06016-00	BOLT, FLANGE, 6X16	1	1	1	1	1	1		



Ref. No.	L.O.N.	(Relative ref. Number) Description	F.R.T.
2	6141A1	IGNITION CONTROL MODULE	1.0
3	614105	COIL, IGNITION	0.5
5	6131B2	RECTIFIER, REGULATE	0.3
7	611100	HARNESS, WIRE	1.4
9	615185	SWITCH, THERMOSTAT	0.8

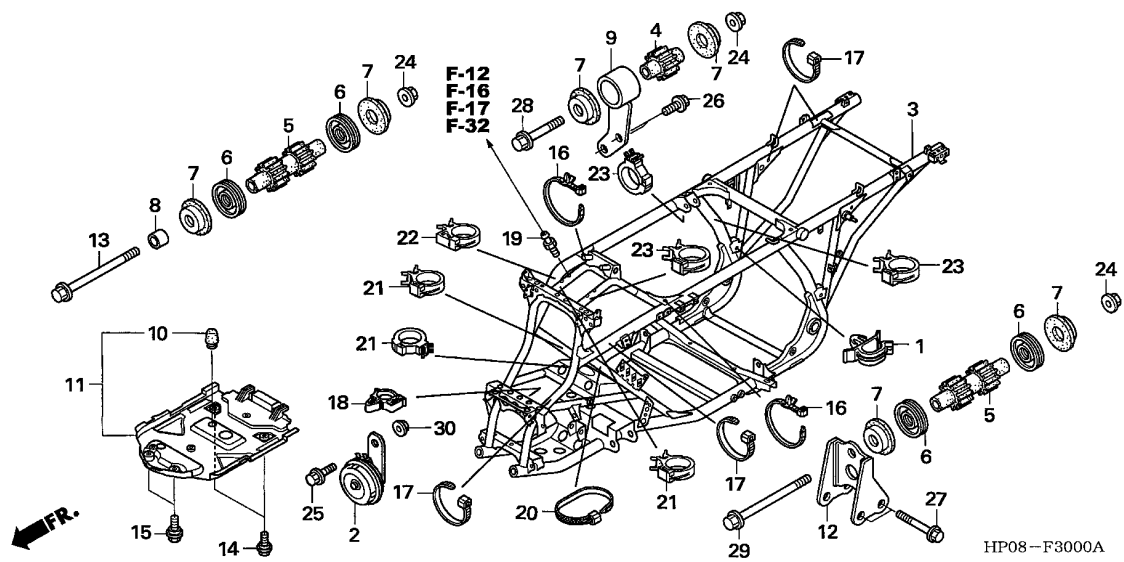
3

Ref. No.	Part No.	Description	Reqd. QTY						Serial No.	Parts catalogue code
			TRX500FE		TRX500FM		TRX500TM			
			5	6	5	6	5	6		
1	30401-HP0-A10	CUSHION, C.D.I. & CHANGE UNIT	1	1	1	1	1	1		
2	30410-HP0-A11	CONTROL UNIT, C.D.I. & CHANGE	1	1	-	-	-	-		
	30410-HP0-A01	-	-	1	1	-	-		
	30410-HP0-672	-	-	-	-	1	1		
3	30500-HP0-A01	COIL ASSY., IGNITION	1	1	1	1	1	1		
4	30700-MBN-671	CAP ASSY., NOISE SUPPRESSOR ..	1	1	1	1	1	1		
5	31600-HP0-A01	RECTIFIER ASSY., REGULATOR ..	1	1	1	1	1	1		
6	31730-MAS-601	DIODE ASSY., THREE WAY (SUMITOMO)	1	1	1	1	1	1		
7	32100-HP0-U10	HARNESS, WIRE	1	1	-	-	-	-		
	32100-HP0-U00	-	-	1	1	-	-		
	32100-HP0-650	-	-	-	-	1	1		
8	32146-S84-003	CONNECTOR, DIODE (2P)(3A) ...	1	1	1	1	1	1		
9	35250-HN4-670	SWITCH ASSY., THERMOSTAT	1	1	1	1	1	1		
10	50269-HP0-A00	STAY, ENGINE CONTROL UNIT ...	1	1	1	1	1	1		
11	50271-HP0-A00	GUARD, ENGINE CONTROL UNIT HEAT	1	1	1	1	1	1		
12	90653-HC4-900	CLIP, MUDGUARD	2	2	2	2	2	2		
13	90684-ZA0-601	CLIP, HARNESS	2	2	2	2	2	2		
14	90690-GHB-641	CLIP, CABLE, 10MM	1	1	1	1	1	1		
15	91404-VM6-000	CLIP, WIRE HARNESS	2	2	2	2	2	2		
16	91558-SD5-003	CLIP, WIRE HARNESS (BLACK) ..	1	-	1	-	1	-		
17	95701-06012-00	BOLT, FLANGE, 6X12	2	2	2	2	2	2		
18	95701-06018-00	BOLT, FLANGE, 6X18	2	2	2	2	2	2		
19	95701-06028-00	BOLT, FLANGE, 6X28	2	2	2	2	2	2		
20	98200-41000	FUSE, MINI (10A)	3	3	3	3	3	3		



Ref. No.	Part No.	Description	Reqd. QTY						Serial No.	Parts catalogue code
			TRX500FE		TRX500FM		TRX500TM			
21	98200-41500	FUSE, MINI (15A)	3	3	3	3	3	3		
22	98200-43000	FUSE, MINI (30A)	3	3	2	2	2	2		
23	91504-SD5-901	CLIP, WASHER MOUTH	1	1	1	1	1	1		

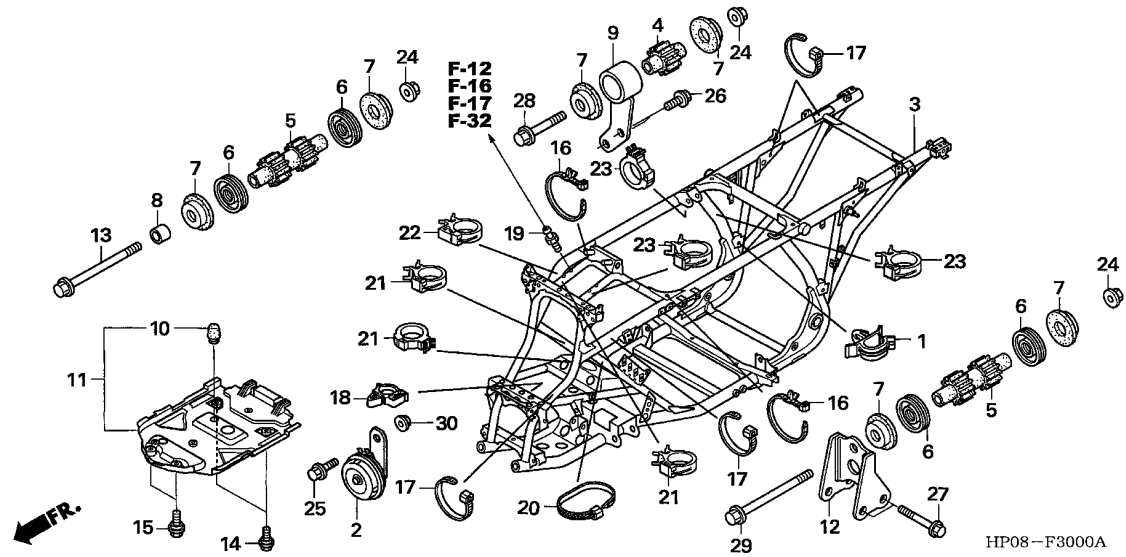




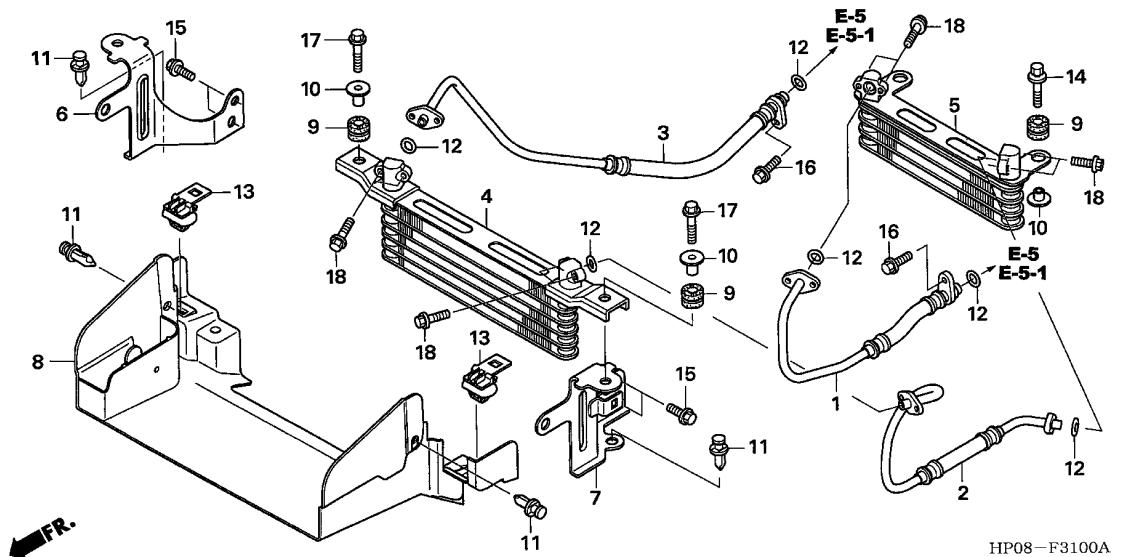
Ref. No.	L.O.N.	(Relative ref. Number) Description	F.R.T.
3	410100	BODY, FRAMEINCLUDES: Engine removal and installation	7.2
	410100D	.TRX500FE/FM type add	0.6
11	4101Q7	GUARD, ENGINE	0.2

HP08-F3000A

Ref. No.	Part No.	Description	Reqd. QTY						Serial No.	Parts catalogue code
			TRX500FE		TRX500FM		TRX500TM			
			5	6	5	6	5	6		
1	32161-393-003	CLIP, WIRE HARNESS	1	1	1	1	1	1		
2	38110-HC4-731	HORN COMP. (HIGH)	1	1	1	1	1	1		
3	50100-HP0-A00	BODY COMP., FRAME	1	1	1	1	1	1		
4	50201-HN2-000	RUBBER, ENGINE HEAD MOUNTING	1	1	1	1	1	1		
5	50202-HN2-000	RUBBER, ENGINE LOWER MOUNTING	2	2	2	2	2	2		
6	50203-HM7-003	DUST SEAL, ENGINE MOUNTING ..	4	4	4	4	4	4		
7	50204-HM7-003	RUBBER C, MOUNTING	6	6	6	6	6	6		
8	50205-HM8-000	COLLAR, ENGINE HANGER	1	1	1	1	1	1		
9	50351-HP0-A00	PLATE, HEAD HANGER	1	1	1	1	1	1		
10	50352-HM5-730	RUBBER A, STOPPER	1	1	1	1	1	1		
11	50360-HP0-A00	GUARD ASSY., ENGINE	1	1	1	1	1	1		
12	50363-HP0-A00	HANGER, LOWER ENGINE	1	1	1	1	1	1		
13	90103-147-000	BOLT, ENGINE HANGER	1	1	1	1	1	1		
14	90113-GF0-000	BOLT, FLANGE, 6MM	2	2	2	2	2	2		
15	90186-GBC-000	BOLT, FLANGE, 8X18	2	2	2	2	2	2		
16	90649-SC2-003	BAND, WIRE HARNESS (NATURAL) (150MM)	2	2	2	2	2	2		
17	90651-KV6-003	BAND, WIRE	4	4	4	4	4	4		
18	90652-HC4-003	CLAMP, HARNESS	1	1	1	1	1	1		
19	90652-HF7-003	JOINT, BREATHER TUBE	4	4	4	4	3	3		
20	90652-KT1-771	BAND, WIRE (BLACK)	1	1	1	1	1	1		
21	90690-GHB-661	CLIP, CABLE, 20MM	3	3	3	3	3	3		
22	90690-GHB-671	CLIP, CABLE, 25MM	1	1	1	1	1	1		
23	90690-GHB-681	CLIP, CABLE, 30MM	3	3	3	3	3	3		
24	94050-10000	NUT, FLANGE, 10MM	3	3	3	3	3	3		



Ref. No.	Part No.	Description	Reqd. QTY						Serial No.	Parts catalogue code
			TRX500FE		TRX500FM		TRX500TM			
			5	6	5	6	5	6		
25	95701-08016-07	BOLT, FLANGE, 8X16	1	1	1	1	1	1		
26	95701-08020-00	BOLT, FLANGE, 8X20	2	2	2	2	2	2		
27	95701-08060-00	BOLT, FLANGE, 8X60	2	2	2	2	2	2		
28	95701-10060-00	BOLT, FLANGE, 10X60	1	1	1	1	1	1		
29	95801-10120-00	BOLT, FLANGE, 10X120	1	1	1	1	1	1		
30	94050-08000	NUT, FLANGE, 8MM	1	1	1	1	1	1		



HP08-F3100A

Ref. No.	L.O.N.	(Relative ref. Number) Description	F.R.T.
1	1131C2	HOSE OR O-RING, OIL COOLER :RIGHT	1.1
2	1131C1	HOSE OR O-RING, OIL COOLER :LEFT	1.3
3	113140	HOSE OR O-RING, OIL COOLER ...	1.1
4	1131B4	COOLER, OIL	0.9
5	1131D4	COOLER, OIL :REAR	1.1
8	4131W6	MUDGUARD, FRONT OIL COOLER ...	0.8

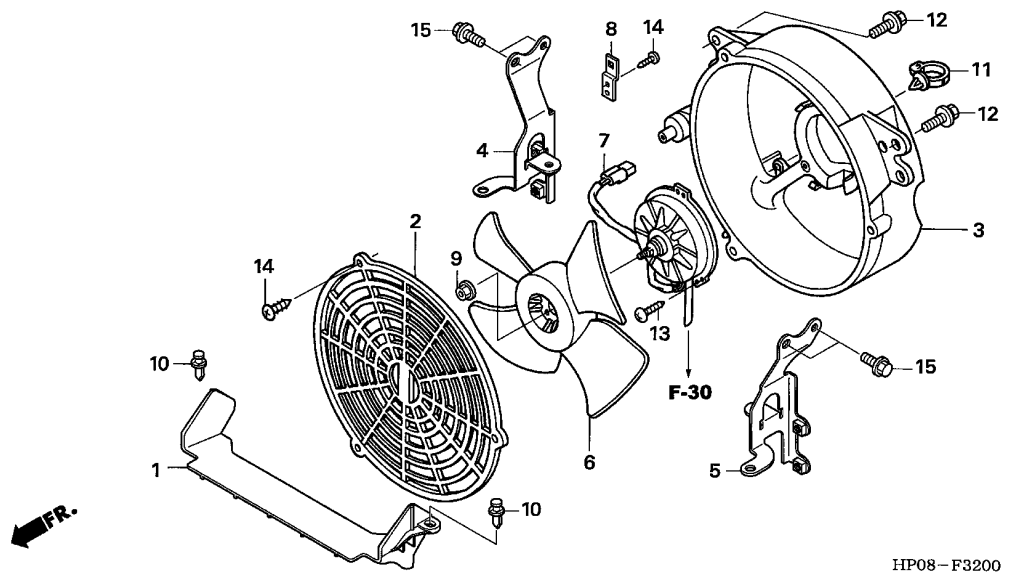
3

Ref. No.	Part No.	Description	Reqd. QTY						Serial No.	Parts catalogue code
			TRX500FE		TRX500FM		TRX500TM			
			5	6	5	6	5	6		
1	15530-HP0-A00	HOSE COMP., R. OIL	1	1	1	1	1	1		
2	15540-HP0-A00	HOSE COMP., L. OIL	1	1	1	1	1	1		
3	15550-HP0-A00	HOSE COMP., R. FR. OIL	1	1	1	1	1	1		
4	15600-HM7-610	COOLER COMP., OIL	1	1	1	1	1	1		
5	15600-HP0-A00	COOLER COMP., RR. OIL	1	1	1	1	1	1		
6	15610-HP0-A00	STAY, R. FR. OIL COOLER	1	1	1	1	1	1		
7	15620-HP0-A00	STAY, L. FR. OIL COOLER	1	1	1	1	1	1		
8	15640-HP0-A00	MUDGUARD, FR. OIL COOLER	1	1	1	1	1	1		
9	19051-KA3-830	RUBBER, RADIATOR MOUNTING ...	4	4	4	4	4	4		
10	19052-MN8-000	COLLAR, RADIATOR MOUNTING ...	4	4	4	4	4	4		
11	90653-HC4-900	CLIP, MUDGUARD	4	4	4	4	4	4		
12	91314-HN6-000	O-RING, 11X2.4	6	6	6	6	6	6		
13	91565-SEL-003	CLIP, COUPLER (BLACK)	2	2	2	2	2	2		
14	93404-06025-07	BOLT-WASHER, 6X25	2	2	2	2	2	2		
15	95701-06012-00	BOLT, FLANGE, 6X12	4	4	4	4	4	4		
16	95701-06018-00	BOLT, FLANGE, 6X18	2	2	2	2	2	2		
17	95701-06022-00	BOLT, FLANGE, 6X22	2	2	2	2	2	2		
18	96001-06020-00	BOLT, FLANGE, 6X20	8	8	8	8	8	8		

F-32

COOLING FAN

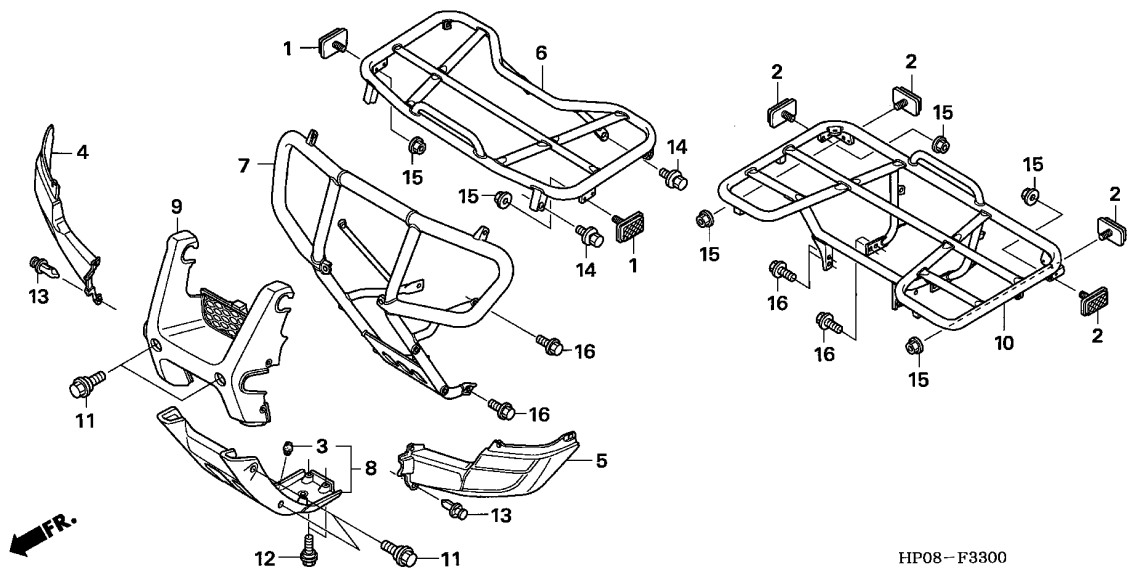
J 6



Ref. No.	L.O.N.	(Relative ref. Number) Description	F.R.T.
2	115122	COVER, FAN SHROUD	0.5
3	115125	SHROUD, RADIATOR	0.6
6	1151A6	FAN, COOLING	0.5
7	1151A7	MOTOR, FAN	0.6

Ref. No.	Part No.	Description	Reqd. QTY						Serial No.	Parts catalogue code
			TRX500FE		TRX500FM		TRX500TM			
			5	6	5	6	5	6		
1	15650-HP0-A00	MUDGUARD, RR. OIL COOLER	1	1	1	1	1	1		
2	19014-HM7-000	COVER, SHROUD	1	1	1	1	1	1		
3	19015-HP0-A00	SHROUD, COOLING FAN	1	1	1	1	1	1		
4	19018-HP0-A00	STAY, R. OIL COOLER	1	1	1	1	1	1		
5	19019-HP0-A00	STAY, L. OIL COOLER	1	1	1	1	1	1		
6	19020-HN7-000	FAN COMP., COOLING	1	1	1	1	1	1		
7	19030-HP0-A01	MOTOR ASSY., FAN	1	1	1	1	1	1		
8	50327-HN5-670	STAY A, COUPLER	1	1	1	1	1	1		
9	90315-MK3-003	NUT, SERRATE, 5MM	1	1	1	1	1	1		
10	90653-HC4-900	CLIP, MUDGUARD	2	2	2	2	2	2		
11	90672-SB2-003	STRAP, CABLE, 105MM(BLACK) ..	1	1	1	1	1	1		
12	93404-06016-07	BOLT-WASHER, 6X16	4	4	4	4	4	4		
13	93904-25320	SCREW, TAPPING, 5X16	3	3	3	3	3	3		
14	93913-24480	SCREW, TAPPING, 4X16(PO)	4	4	4	4	4	4		
15	95701-06012-00	BOLT, FLANGE, 6X12	4	4	4	4	4	4		

3

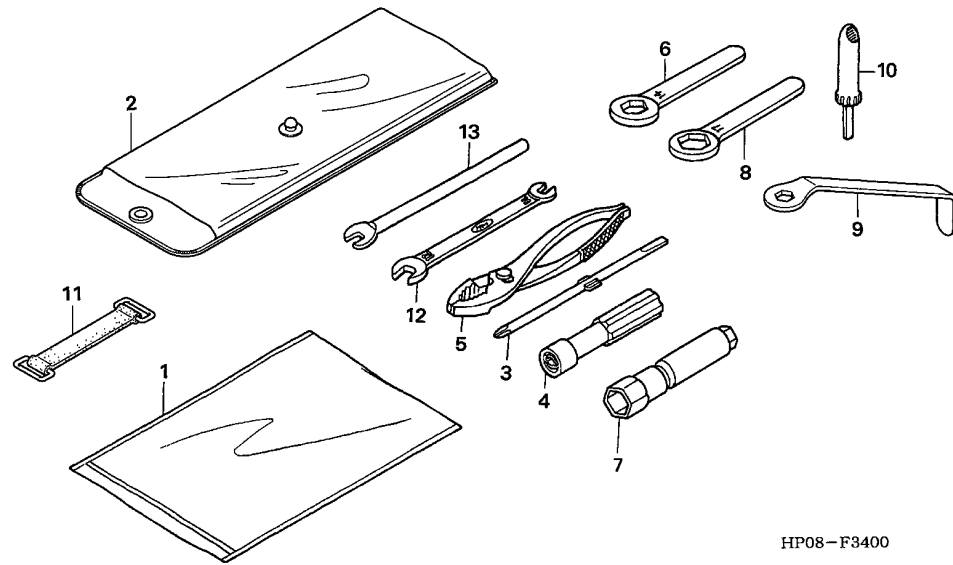


HP08-F3300

Ref. No.	L.O.N.	(Relative ref. Number) Description	F.R.T.
4	4111J9	GRILLE, FRONT :RIGHT	0.2
	4111K0	GRILLE, FRONT :BOTH	0.2
5	4111J8	GRILLE, FRONT :LEFT	0.2
	4111K0	GRILLE, FRONT :BOTH	0.2
6	4101H5	CARRIER, LUGGAGE :FRONT	0.2
7	4101H3	PIPE, FRONT CARRY	0.4
8	4101U1	PLATE, SKID :FRONT	0.1
9	4101H4	GUARD, FRONT PIPE	0.1
10	4101H6	CARRIER, LUGGAGE :REAR	0.6

3

Ref. No.	Part No.	Description	Reqd. QTY						Serial No.	Parts catalogue code
			TRX500FE		TRX500FM		TRX500TM			
			5	6	5	6	5	6		
1	33741-MB2-671	REFLECTOR, FR. REFLEX	2	2	2	2	2	2		
2	33741-MR1-671	REFLECTOR, RR. REFLEX	4	4	4	4	4	4		
3	50352-HM5-730	RUBBER A, STOPPER	1	1	1	1	1	1		
4	66300-HP0-A00ZA	GRILLE, R. FR. *NH1*.....BLACK	1	1	1	1	1	1		
5	66500-HP0-A00ZA	GRILLE, L. FR. *NH1*.....BLACK	1	1	1	1	1	1		
6	81100-HP0-U00ZA	CARRIER, FR. LUGGAGE *NH1*.....BLACK	1	1	1	1	1	1		
7	81150-HP0-A00ZA	PIPE COMP., FR. CARRY *NH456M*...IO SILVER METALLIC	1	1	1	1	1	1		
8	81160-HP0-A00ZB	PLATE ASSY., FR. SKID *NHA44MR* IMPACT SILVER METALLIC-R	1	1	1	1	1	1		
9	81170-HP0-A00ZA	GUARD, FR. PIPE *NH1*.....BLACK	1	1	1	1	1	1		
10	81300-HP0-U00ZA	CARRIER, RR. LUGGAGE *NH1*.....BLACK	1	1	1	1	1	1		
11	90111-187-000	BOLT, FLANGE, 6MM	6	6	6	6	6	6		
12	90186-GBC-000	BOLT, FLANGE, 8X18	4	4	4	4	4	4		
13	90653-HC4-900	CLIP, MUDGUARD	4	4	4	4	4	4		
14	93401-08016-07	BOLT-WASHER, 8X16	4	4	4	4	4	4		
15	94050-05000	NUT, FLANGE, 5MM	6	6	6	6	6	6		
16	95701-08016-07	BOLT, FLANGE, 8X16	12	12	12	12	12	12		

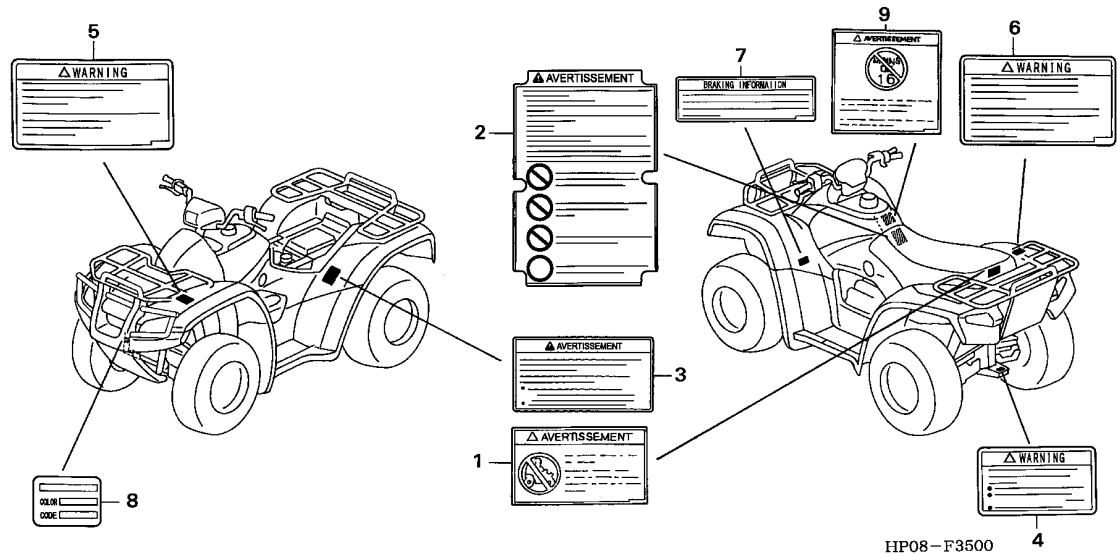


HP08-F3400

Ref. No.	L.O.N.	(Relative ref. Number) Description	F.R.T.
----------	--------	------------------------------------	--------

NO INFORMATION

Ref. No.	Part No.	Description	Reqd. QTY						Serial No.	Parts catalogue code
			TRX500FE		TRX500FM		TRX500TM			
			5	6	5	6	5	6		
1	83642-HM5-A10	BAG, OWNERS MANUAL	1	1	1	1	1	1		
2	89101-198-000	BAG, TOOL, 170	1	1	1	1	1	1		
3	89102-538-000	SHAFT, SCREW DRIVER	1	1	1	1	1	1		
4	89103-538-000	GRIP	1	1	1	1	1	1		
5	89210-GBJ-J00	PLIERS, 135 (RIKEN)	1	1	1	1	1	1		
	89210-GBJ-J10	PLIERS, 135 (KOWA)	1	1	1	1	1	1		
	99002-13500	PLIERS, 135	1	1	1	1	1	1		
6	89211-HE0-670	WRENCH, EYE, 14MM	1	1	1	1	1	1		
7	89216-HP0-A00	WRENCH, PLUG, 16	1	1	1	1	1	1		
8	89218-MF5-000	WRENCH, EYE, 17MM	1	1	1	1	1	1		
9	89227-HN0-A10	TOOL, GEAR CHANGE	1	1	-	-	-	-		
10	89301-HA0-771	GAUGE, TIRE PRESSURE (KOWA) ..	1	1	1	1	1	1		
11	95012-11001	BAND A, BATTERY	1	1	1	1	1	1		
12	99001-10120	SPANNER, 10X12	1	1	1	1	1	1		
13	99005-02000	BAR B, HANDLE	1	1	1	1	1	1		

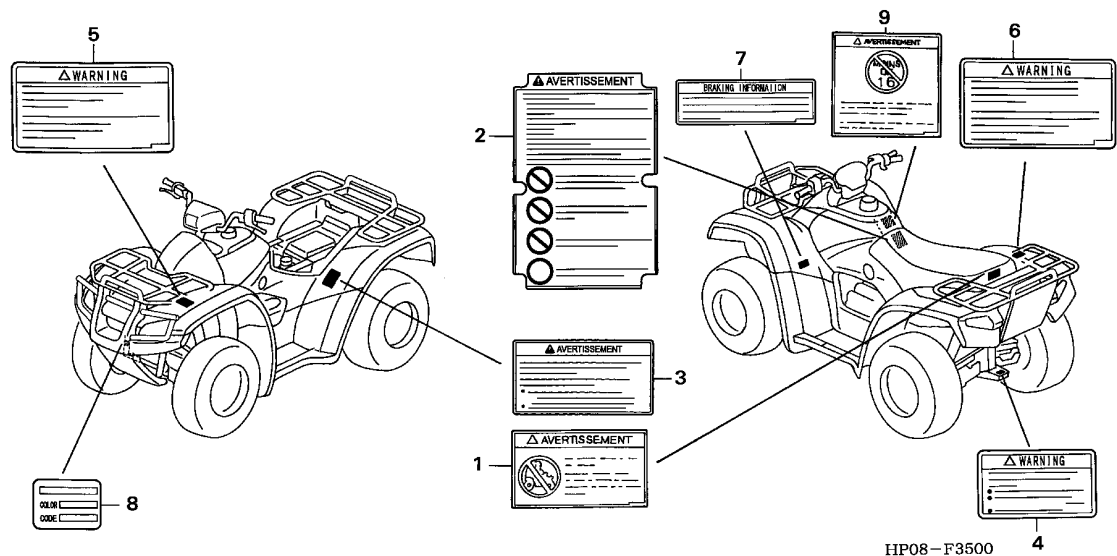


Ref. No.	L.O.N.	(Relative ref. Number)	Description	F.R.T.
----------	--------	------------------------	-------------	--------

NO INFORMATION

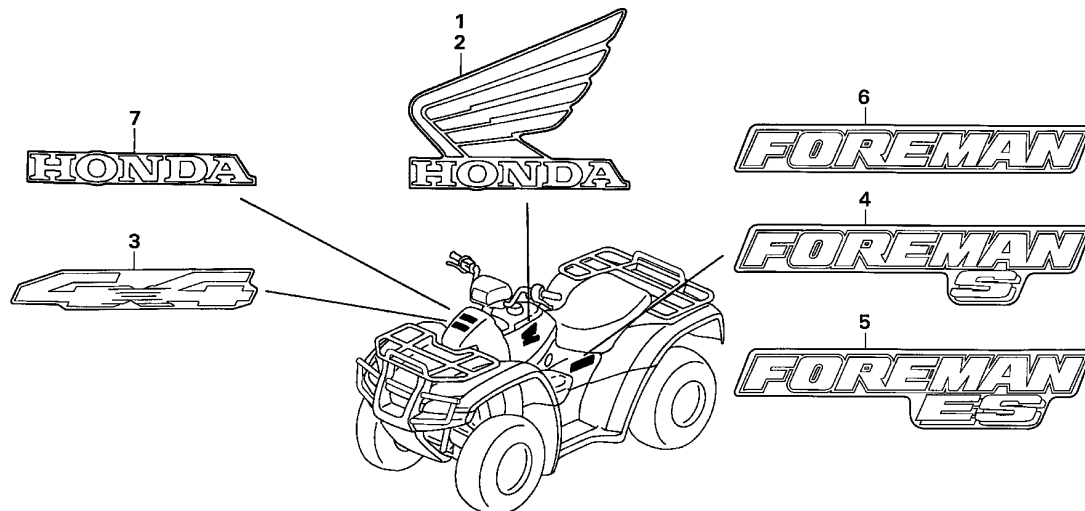
HP08-F3500

Ref. No.	Part No.	Description	Reqd. QTY						Serial No.	Parts catalogue code
			TRX500FE		TRX500FM		TRX500TM			
			5	6	5	6	5	6		
1	77120-HM5-C00	LABEL, PASSENGER WARNING (FRENCH)	1	1	1	1	1	1		
	77120-HM5-U20	LABEL, PASSENGER WARNING (SPANISH)	1	1	1	1	1	1		
2	87504-HM5-U10	LABEL, GENERAL WARNING (FRENCH)	1	1	1	1	1	1		
	87504-HM5-U20	LABEL, GENERAL WARNING (SPANISH)	1	1	1	1	1	1		
3	87505-HN5-U10	LABEL, TIRE & OVERLOAD WARNING (SPANISH)	1	1	1	1	1	1		
	87505-HN5-720	LABEL, TIRE & OVERLOAD WARNING (FRENCH)	1	1	1	1	1	1		
4	87508-HM5-U20	LABEL, TRAILER HITCH (SPANISH)	1	1	1	1	1	1		
	87508-HM5-870	LABEL, TRAILER HITCH (FRENCH)	1	1	1	1	1	1		
	87508-HM5-930	LABEL, TRAILER HITCH (ENGLISH)	1	1	1	1	1	1		
5	87511-HC4-840	LABEL, FR. CARRIER (ENGLISH)	1	1	1	1	1	1		
	87511-HC4-940	LABEL, FR. CARRIER (FRENCH) -	1	1	1	1	1	1		
	87513-HM5-U20	LABEL, FR. CARRIER (SPANISH)	1	1	1	1	1	1		
6	87512-HC4-840	LABEL, RR. CARRIER (ENGLISH)	1	1	1	1	1	1		
	87512-HM5-U20	LABEL, RR. CARRIER (SPANISH)	1	1	1	1	1	1		
	87512-HM7-720	LABEL, RR. CARRIER (FRENCH) -	1	1	1	1	1	1		
7	87543-HC5-620	LABEL, BRAKING INFORMATION (4WD) (FRENCH)	1	1	1	1	1	1		
	87543-HM5-U20	LABEL, BRAKING INFORMATION (4WD) (SPANISH)	1	1	1	1	1	1		
	87543-HM7-700	LABEL, BRAKING INFORMATION (4WD) (ENGLISH)	1	1	1	1	-	-		
8	87565-HP0-A10ZA	LABEL, COLOR *TYPE1*(R232) --	1	-	-	-	-	-		



Ref. No.	Part No.	Description	Reqd. QTY						Serial No.	Parts catalogue code
			TRX500FE		TRX500FM		TRX500TM			
			5	6	5	6	5	6		
(8)	87565-HP0-A10ZB	LABEL, COLOR *TYPE2*(G152)	..	1	-	-	-	-	-	
	87565-HP0-A10ZC	LABEL, COLOR *TYPE3*(Y151)	..	1	-	-	-	-	-	
	87565-HP0-A00ZA	LABEL, COLOR *TYPE1*(R232)	..	-	-	1	-	-	-	
	87565-HP0-A00ZB	LABEL, COLOR *TYPE2*(G152)	..	-	-	1	-	-	-	
	87565-HP0-A00ZC	LABEL, COLOR *TYPE3*(Y151)	..	-	-	1	-	-	-	
	87565-HP0-670ZA	LABEL, COLOR *TYPE1*(R232)	..	-	-	-	-	1	-	
	87565-HP0-670ZB	LABEL, COLOR *TYPE2*(G152)	..	-	-	-	-	1	-	
	87565-HP0-670ZC	LABEL, COLOR *TYPE3*(PB357)	..	-	-	-	-	1	-	
	87565-HP0-A40ZA	LABEL, COLOR *TYPE1*(R232)	..	-	1	-	-	-	-	
	87565-HP0-A40ZB	LABEL, COLOR *TYPE2*(G152)	..	-	1	-	-	-	-	
	87565-HP0-A40ZC	LABEL, COLOR *TYPE3*(Y151)	..	-	1	-	-	-	-	
	87565-HP0-A20ZA	LABEL, COLOR *TYPE1*(R232)	..	-	-	-	1	-	-	
	87565-HP0-A20ZB	LABEL, COLOR *TYPE2*(G152)	..	-	-	-	1	-	-	
	87565-HP0-A20ZC	LABEL, COLOR *TYPE3*(Y151)	..	-	-	-	1	-	-	
	87565-HP0-A30ZA	LABEL, COLOR *TYPE1*(R232)	..	-	-	-	-	-	1	
	87565-HP0-A30ZB	LABEL, COLOR *TYPE2*(G152)	..	-	-	-	-	-	1	
	87565-HP0-A30ZC	LABEL, COLOR *TYPE3*(Y151)	..	-	-	-	-	-	1	
9	87704-HC4-620	LABEL, SIXTEEN AGE RECOMMEND WARNING (FRENCH)	1	1	1	1	1	1	1	
	87704-HM5-U20	LABEL, SIXTEEN AGE RECOMMEND WARNING (SPANISH)	1	1	1	1	1	1	1	





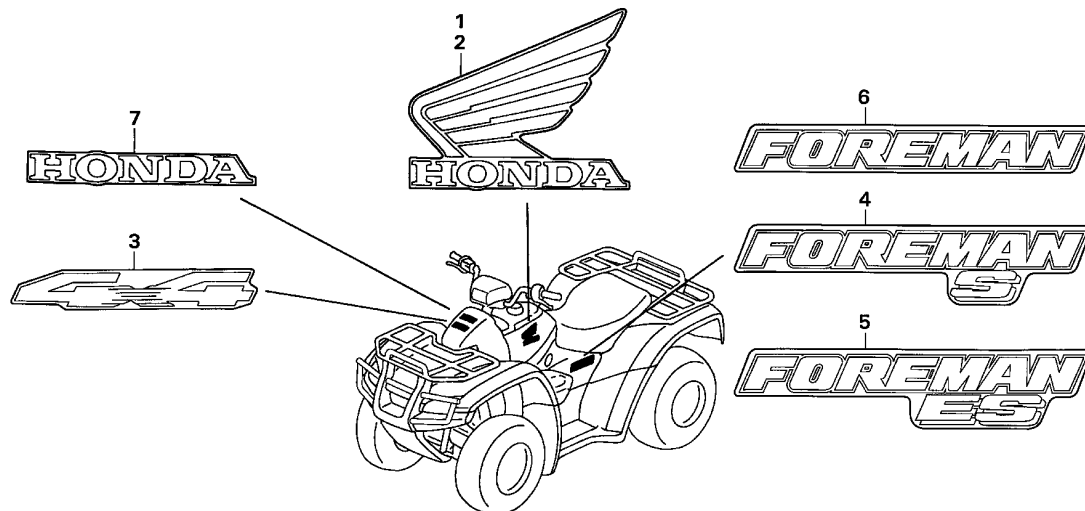
HP08-F3600

Ref. No. L.O.N. (Relative ref. Number) Description F.R.T.

NO INFORMATION

3

Ref. No.	Part No.	Description	Reqd. QTY						Serial No.	Parts catalogue code
			TRX500FE		TRX500FM		TRX500TM			
			5	6	5	6	5	6		
1	87121-HP0-A00ZA	EMBLEM, R. FUEL TANK COVER *TYPE1*	1	-	1	-	1	-		
	87121-HP0-A00ZB	EMBLEM, R. FUEL TANK COVER *TYPE2*	1	-	1	-	1	-		
	87121-HP0-A00ZC	EMBLEM, R. FUEL TANK COVER *TYPE3*	1	-	1	-	-	-		
	87121-HP0-A00ZD	EMBLEM, R. FUEL TANK COVER *TYPE5*	-	-	-	-	1	-		
	87121-HP0-A20ZA	EMBLEM, R. FUEL TANK COVER *TYPE1*	-	1	-	1	-	1		
	87121-HP0-A20ZB	EMBLEM, R. FUEL TANK COVER *TYPE2*	-	1	-	1	-	1		
	87121-HP0-A20ZD	EMBLEM, R. FUEL TANK COVER *TYPE3*	-	1	-	1	-	1		
2	87122-HP0-A00ZA	EMBLEM, L. FUEL TANK COVER *TYPE1*	1	-	1	-	1	-		
	87122-HP0-A00ZB	EMBLEM, L. FUEL TANK COVER *TYPE2*	1	-	1	-	1	-		
	87122-HP0-A00ZC	EMBLEM, L. FUEL TANK COVER *TYPE3*	1	-	1	-	-	-		
	87122-HP0-A00ZD	EMBLEM, L. FUEL TANK COVER *TYPE5*	-	-	-	-	1	-		
	87122-HP0-A20ZA	EMBLEM, L. FUEL TANK COVER *TYPE1*	-	1	-	1	-	1		
	87122-HP0-A20ZB	EMBLEM, L. FUEL TANK COVER *TYPE2*	-	1	-	1	-	1		
	87122-HP0-A20ZD	EMBLEM, L. FUEL TANK COVER *TYPE3*	-	1	-	1	-	1		
3	87124-HN7-000ZA	MARK *TYPE1*(4X4)	1	-	1	-	-	-		



HP08-F3600

Ref. No.	Part No.	Description	Reqd. QTY						Serial No.	Parts catalogue code
			TRX500FE		TRX500FM		TRX500TM			
			5	6	5	6	5	6		
(3)	87124-HN7-000ZB	MARK *TYPE2*(4X4)	1	-	1	-	-	-	-	
	87124-HN7-000ZC	MARK *TYPE3*(4X4)	1	-	1	-	-	-	-	
	87124-HN7-A00ZA	MARK *TYPE1*(4X4)	-	1	-	1	-	-	-	
	87124-HN7-A00ZB	MARK *TYPE2*(4X4)	-	1	-	1	-	-	-	
	87124-HN7-A00ZC	MARK *TYPE3*(4X4)	-	1	-	1	-	-	-	
4	87126-HP0-A00ZA	MARK, SIDE COVER *TYPE1*	-	-	2	2	-	-	-	
	87126-HP0-A00ZB	MARK, SIDE COVER *TYPE2*	-	-	2	2	-	-	-	
	87126-HP0-A00ZC	MARK, SIDE COVER *TYPE3*	-	-	2	2	-	-	-	
5	87126-HP0-A10ZA	MARK, SIDE COVER *TYPE1*	2	2	-	-	-	-	-	
	87126-HP0-A10ZB	MARK, SIDE COVER *TYPE2*	2	2	-	-	-	-	-	
	87126-HP0-A10ZC	MARK, SIDE COVER *TYPE3*	2	2	-	-	-	-	-	
6	87126-HP0-670ZA	MARK, SIDE COVER *TYPE1*	-	-	-	-	2	-	-	
	87126-HP0-670ZB	MARK, SIDE COVER *TYPE2*	-	-	-	-	2	-	-	
	87126-HP0-670ZC	MARK, SIDE COVER *TYPE3*	-	-	-	-	2	-	-	
	87126-HP0-A30ZA	MARK, SIDE COVER *TYPE1*	-	-	-	-	-	2	-	
	87126-HP0-A30ZB	MARK, SIDE COVER *TYPE2*	-	-	-	-	-	2	-	
	87126-HP0-A30ZC	MARK, SIDE COVER *TYPE4*	-	-	-	-	-	2	-	
7	87127-HP0-A00ZA	MARK, HONDA *TYPE1*	1	-	1	-	1	-	-	
	87127-HP0-A00ZB	MARK, HONDA *TYPE2*	1	-	1	-	-	-	-	
	87127-HP0-A00ZC	MARK, HONDA *TYPE3*	1	-	1	-	1	-	-	
	87127-HP0-A00ZD	MARK, HONDA *TYPE4*	-	-	-	-	1	-	-	
	87127-HN7-A00ZA	MARK, HONDA *TYPE1*	-	1	-	1	-	1	-	
	87127-HN7-A00ZB	MARK, HONDA *TYPE3*	-	1	-	1	-	1	-	
	87127-HN7-A00ZD	MARK, HONDA *TYPE2*	-	1	-	1	-	1	-	

PART NO. INDEX

K 6

Part Number	Address	Page	Ref.	Part Number	Address	Page	Ref.	Part Number	Address	Page	Ref.	Part Number	Address	Page	Ref.
94514-34000	H2	83	27	95701-06045-00	E8	41	38	98200-41500	J2	115	21				
	H3	84	11	95701-06050-00	E15	48	32	98200-43000	J2	115	22				
94520-55000	H2	83	28	95701-06055-00	E8	41	39								
94520-58000	H13	94	27		E10	43	24	99000							
95000					F3	52	18								
				95701-06055-08	E8	41	40	99001-10120	J8	121	12				
				95701-06065-00	E1	34	22	99002-13500	J8	121	5				
95002-02079	F14	63	43	95701-06075-00	E1	34	23	99005-02000	J8	121	13				
95002-02089	F14	63	44		F3	52	19	99101-HN2-1580	F14	63	48				
95002-02120	I1	98	28	95701-06075-08	F3	52	20	99101-HP0-1620	F14	63	48				
95002-02130	I6	103	35	95701-06080-00	E15	48	33	99104-HN2-0450	F14	63	49				
95002-02659	F14	63	45	95701-06090-00	E8	41	41	99108-HP0-1700	F14	63	50				
95002-35000	H7	88	56		E10	43	25	99112-HP0-0600	F14	63	51				
	H13	94	28	95701-08016-00	F3	52	21								
	H15	96	32	95701-08016-07	G10	75	15								
95005-35050-20	F14	63	46		H7	88	58								
95005-35110-20	F14	63	47		J4	117	25								
95005-35660-30	H7	88	57		J7	120	16								
95011-63000	I1	98	29	95701-08020-00	J4	117	26								
95012-11001	I1	98	30	95701-08035-08	G9	74	7								
	J8	121	11		I7	104	21								
95012-17001	I14	111	43	95701-08045-00	H13	94	30								
	I16	113	13	95701-08060-00	J4	117	27								
95015-32001	H13	94	29	95701-10020-00	I10	107	22								
95018-74250	I9	106	20	95701-10050-08	I7	104	22								
95018-90250	I9	106	21	95701-10060-00	I10	107	23								
95701-06010-00	I6	103	36		J4	117	28								
95701-06012-00	E15	48	29	95801-06035-00	E13	46	10								
	G2	67	32	95801-06140-00	F3	52	22								
	G6	71	56	95801-08030-00	H7	88	59								
	I16	113	14	95801-08045-00	I8	105	21								
	J1	114	17	95801-10065-00	G16	81	17								
	J5	118	15	95801-10120-00	J4	117	29								
	J6	119	15												
95701-06012-08	E13	46	9	96000											
	I4	101	6												
95701-06014-00	E15	48	30	96001-06010-00	I1	98	31								
	G14	79	39	96001-06016-00	F12	61	16								
95701-06016-00	F3	52	16		I1	98	32								
	F7	56	33	96001-06016-07	H7	88	60								
	I3	100	22		H13	94	31								
	I16	113	15	96001-06018-00	E8	41	42								
95701-06018-00	J1	114	18		E10	43	26								
	J5	118	16	96001-06020-00	J5	118	18								
95701-06020-00	F9	58	27	96001-06022-00	E1	34	24								
95701-06022-00	E5	38	9	96001-06022-07	G8	73	30								
	G14	79	40	96100-60000-00	E15	48	34								
	I14	111	44	96100-60073-00	H15	96	33								
	J5	118	17	96100-62040-00	F7	56	34								
95701-06025-00	F2	51	12	96100-62060-00	H15	96	34								
95701-06025-07	G6	71	57	96100-63050-00	F7	56	35								
	G8	73	29	96150-60050-10	H10	91	20								
95701-06028-00	E1	34	19	96220-40138	F9	58	28								
	J1	114	19	96600-08014-10	E16	49	8								
95701-06032-00	E1	34	20												
	E6	39	5	98000											
95701-06040-00	E1	34	21												
	E15	48	31	98079-5514E	E1	34	25								
	F3	52	17	98200-41000	J1	114	20								

4

PART NAME INDEX

L 1

Part name	Address	Page	Ref.	Part name	Address	Page	Ref.	Part name	Address	Page	Ref.
[A]											
ADJUSTER, TENSIONER	E5	38	4	BEARING, ANGULAR BALL, 30X54X24	H1	82	23	BOLT, FLANGE, 10X45	I11	108	4
ARM ASSY., L. FR. LOWER	G16	81	6	BEARING, BALL RADIAL, 32X58X13UU	I9	106	16	BOLT, FLANGE, 10X48	H6	87	37
ARM ASSY., L. FR. UPPER	G16	81	8	BEARING, BALL, 25X52X15	F10	59	5	BOLT, FLANGE, 10X50	I7	104	22
ARM ASSY., R. FR. LOWER	G16	81	4	BEARING, BALL, 62/22	F7	56	31	BOLT, FLANGE, 10X60	I10	107	23
ARM ASSY., R. FR. UPPER	G16	81	7	BEARING, BALL, 6903	E12	45	27		J4	117	28
ARM A, GEARSHIFT	F8	57	17	BEARING, NEEDLE, 10X14X10	E8	41	27	BOLT, FLANGE, 10X62	H6	87	36
ARM COMP., GEARSHIFT MASTER ..	F8	57	12		E9	42	17	BOLT, FLANGE, 10X65	G16	81	17
ARM COMP., SUB GEARSHIFT				BEARING, NEEDLE, 14X20X12	F3	52	23	BOLT, FLANGE, 6MM	G14	79	31
SPINDLE	E7	40	21	BEARING, NEEDLE, 16X22X12	G15	80	6		G16	81	11
	E9	42	15		I11	108	5		H1	82	20
ARM COMP., THROTTLE	G4	69	15	BEARING, NEEDLE, 20X26X12	F3	52	24		I3	100	16
ARM, EX. VALVE ROCKER	E2	35	5	BEARING, NEEDLE, 32X37X26	F1	50	8		I8	105	15
ARM, IN. VALVE ROCKER	E2	35	4	BEARING, NEEDLE, 32X37X26	F1	50	8		I14	111	32
ARM, REVERSE ASSISTANT	G5	70	26	BEARING, RADIAL BALL	F4	53	8		J3	116	14
ARM, RR. BRAKE	H12	93	11	BEARING, RADIAL BALL, 28X58X16(KOYO)	H12	93	19	BOLT, FLANGE, 6X10	J7	120	11
ARM, STEERING	G10	75	4	BEARING, RADIAL BALL, 22X47X14	F10	59	6		I1	98	31
ARRESTER COMP., SPARK	I7	104	4	BEARING, RADIAL BALL, 29X52X12	H7	88	43		I6	103	36
				BEARING, RADIAL BALL, 35X60X14	H15	96	27		I7	104	18
[B]											
BAG, OWNERS MANUAL	J8	121	1	BEARING, RADIAL BALL, 6000	E15	48	34	BOLT, FLANGE, 6X12	E13	46	9
BAG, TOOL, 170	J8	121	2	BEARING, RADIAL BALL, 6004	H10	91	15		E15	48	29
BAND A, BATTERY	I1	98	30	BEARING, RADIAL BALL, 6005UU ..	H10	91	20		G2	67	32
	J8	121	11	BEARING, RADIAL BALL, 6006	H7	88	44		G6	71	56
BAND A, INBOARD	H1	82	5	BEARING, RADIAL BALL, 6007	H15	96	33		I4	101	6
BAND A, INSULATOR	E1	34	8	BEARING, RADIAL BALL, 60/22 ...	G10	75	10		I16	113	14
BAND B, INBOARD	H1	82	4	BEARING, RADIAL BALL, 6203	E2	35	18		J1	114	17
BAND F, BATTERY	I14	111	43		F4	53	9		J5	118	15
	I16	113	13	BEARING, RADIAL BALL, 6203U ...	F7	56	32		J6	119	15
BAND, AIR CLEANER CONNECTING TUBE	I9	106	20	BEARING, RADIAL BALL, 6204	F7	56	34	BOLT, FLANGE, 6X14	E15	48	30
				BEARING, RADIAL BALL, 6206	H15	96	34		G14	79	39
BAND, AIR CONNECTING TUBE	I6	103	30	BEARING, RADIAL BALL, 626ZZ ...	E8	41	28		I8	105	14
				BEARING, RADIAL BALL, 6303SP ..	E12	45	28	BOLT, FLANGE, 6X140	F3	52	22
				BEARING, RADIAL BALL, 6305	F7	56	35	BOLT, FLANGE, 6X16	F3	52	16
				BEARING, RADIAL BALL, 6807	F9	58	24		F7	56	33
				BEARING, RADIAL ROLLER, 40X76X17.5	F4	53	10		F12	61	16
				BINDER	F14	63	31		H7	88	60
BAND, BOOT	H7	88	46						H13	94	31
				BODY COMP., AIR CLEANER	I5	102	3		I1	98	32
				BODY COMP., FRAME	J3	116	3		I3	100	22
BAND, CONNECTING TUBE	I6	103	28	BOLT-WASHER, 6X16	I14	111	39	BOLT, FLANGE, 6X18	I16	113	15
BAND, EX. PIPE COVER	I7	104	9		J6	119	12		E8	41	42
BAND, HEAT PROTECTOR	I7	104	10	BOLT-WASHER, 6X25	J5	118	14		E10	43	26
				BOLT-WASHER, 8X16	J7	120	14		J1	114	18
BAND, MUFFLER	I7	104	12	BOLT, 8X17	H6	87	31	BOLT, FLANGE, 6X20	J5	118	16
BAND, OUTBOARD BOOT	H1	82	3	BOLT, BRAKE DISK, 8X24	H10	91	12		F9	58	27
BAND, SHAFT BOOT	H1	82	11	BOLT, CLUTCH ADJUSTING	E7	40	16		I8	105	16
BAND, TOOL BOX	I13	110	20		E9	42	13		J5	118	18
BAND, WIRE	J3	116	17	BOLT, DISK, 8X24	H10	91	12	BOLT, FLANGE, 6X22	E1	34	24
				BOLT, DRAIN PLUG, 12MM	F3	52	13		E5	38	9
BAND, WIRE HARNESS	G5	70	40	BOLT, ENGINE HANGER	G16	81	10		G8	73	30
	J3	116	16		J3	116	13		G14	79	40
BAR B, HANDLE	J8	121	13	BOLT, FLANGE KNOCK, 7X10.5	E5	38	7		I14	111	44
BATTERY	I16	113	1	BOLT, FLANGE, 10X120	J4	117	29	BOLT, FLANGE, 6X25	J5	118	17
BEARING SET, NEEDLE	H4	85	1	BOLT, FLANGE, 10X20	I10	107	22		E14	47	17
	H14	95	1	BOLT, FLANGE, 10X35	H6	87	35		F2	51	12
BEARING SET, TAPER ROLLER	I9	106	1		H15	96	21		G6	71	57
				BOLT, FLANGE, 10X45	G15	80	4	BOLT, FLANGE, 6X28	G8	73	29

5

PART NAME INDEX

L 2

Part name	Address	Page	Ref.	Part name	Address	Page	Ref.	Part name	Address	Page	Ref.
BOLT, FLANGE, 6X28	J1	114	19	BOLT, SOCKET, 6X15	H3	84	6	CALIPER SUB ASSY., R. FR.....	H8	89	15
BOLT, FLANGE, 6X32	E1	34	20	BOLT, SOCKET, 6X30	E16	49	6	CAMSHAFT COMP.	E2	35	2
	E6	39	5	BOLT, SOCKET, 8X14	E16	49	8	CAM, RR. BRAKE	H12	93	8
BOLT, FLANGE, 6X35	E13	46	10	BOLT, SPECIAL FLANGE, 6X15.2 ..	F8	57	20	CAP.....	G12	77	4
BOLT, FLANGE, 6X40	E1	34	21	BOLT, SPECIAL, 12MM	F12	61	14	CAP ASSY., FUEL TANK.....	H16	97	14
	E15	48	31	BOLT, SPECIAL, 6X32	H16	97	22	CAP ASSY., NOISE SUPPRESSOR...	J1	114	4
	F3	52	17	BOLT, STUD, 10X190	F3	52	11	CAP, 14MM.....	E14	47	18
BOLT, FLANGE, 6X45	E8	41	38	BOLT, STUD, 10X22	H15	96	22	CAP, BLEEDER.....	H8	89	8
BOLT, FLANGE, 6X50	E15	48	32	BOLT, STUD, 10X25	H12	93	17	CAP, HEADLIGHT TAIL.....	G14	79	30
BOLT, FLANGE, 6X55	E8	41	39	BOLT, STUD, 10X85	E6	39	3		I15	112	7
			40	BOLT, STUD, 8X25	E1	34	15	CAP, LOCK NUT.....	I9	106	14
	E10	43	24	BOLT, WHEEL, 10X30	H10	91	11	CAP, MASTER CYLINDER.....	G7	72	8
	F3	52	18	BOLT, WHEEL, 10X32	H11	92	7	CAP, PARKING LEVER.....	G5	70	32
BOLT, FLANGE, 6X65	E1	34	22	BOLT, WHEEL, 10X33	H10	91	10	CAP, RELIEF VALVE.....	E7	40	9
BOLT, FLANGE, 6X75	E1	34	23	BOOT A, PROPELLER	H4	85	10		E9	42	6
	F3	52	19	BOOT B, PROPELLER	H4	85	11	CAP, REVERSE PIN.....	G5	70	29
			20	BOOT COMP.	G7	72	6	CAP, TAPPET ADJUSTING HOLE....	E1	34	6
BOLT, FLANGE, 6X80	E15	48	33	BOOT SET	H1	82	9		H4	85	2
BOLT, FLANGE, 6X90	E8	41	41	BOOT SET, INBOARD	H1	82	8		H14	95	2
	E10	43	25	BOOT, ASSIST HEADLIGHT	G2	67	17	CAP, WHEEL CENTER.....	H10	91	8
BOLT, FLANGE, 8X12	H15	96	23	BOOT, HEADLIGHT BRACKET	I15	112	6		H11	92	6
BOLT, FLANGE, 8X16	F3	52	21	BOOT, JOINT	I9	106	7	CARBURETOR ASSY.	F13	62	19
	G10	75	15	BOOT, SLEEVE	H8	89	4	CARRIER, FR. LUGGAGE.....	J7	120	6
	H7	88	58	BOX COMP., GLOVE	G13	78	21	CARRIER, RR. LUGGAGE.....	J7	120	10
	J4	117	25	BOX COMP., UTILITY	I13	110	17	CASE ASSY., THROTTLE LEVER....	G4	69	14
	J7	120	16	BRACKET COMP., FR.	F2	51	7	CASE ASSY., UPPER	G3	68	3
BOLT, FLANGE, 8X18	J3	116	15	BRACKET COMP., L. FR.	H8	89	9	CASE COMP., RECOIL STARTER....	F12	61	2
	J7	120	12	BRACKET COMP., R. FR.	H8	89	14	CASE SUB ASSY., FR. GEAR.....	H4	85	14
BOLT, FLANGE, 8X20	J4	117	26	BRACKET, BRAKE LEVER	G4	69	22	CASE SUB ASSY., RR. FINAL GEAR	H14	95	4
BOLT, FLANGE, 8X25	H6	87	38		G5	70	22	CASE, AIR CLEANER	I5	102	2
BOLT, FLANGE, 8X26	H8	89	6	BRACKET, FR. GEAR CASE	H6	87	30	CASE, DIFFERENTIAL	H6	87	25
BOLT, FLANGE, 8X27	H6	87	34	BRACKET, LOCK LEVER	I4	101	2	CENTER, CLUTCH.....	E11	44	2
	H15	96	20	BRACKET, STEP	I8	105	13	CHAIN, CAM	E5	38	2
BOLT, FLANGE, 8X30	H7	88	59	BULB COMP., HEADLIGHT	G1	66	10	CHAMBER SET, FLOAT	F13	62	6
BOLT, FLANGE, 8X35	G9	74	7	BULB, HEADLIGHT	G1	66	9	CIRCLIP.....	G8	73	25
	I7	104	21	BULB, TAILLIGHT	I15	112	5		H1	82	2
BOLT, FLANGE, 8X45	H13	94	30	BUSH A, 22MM	F6	55	3	CIRCLIP, 22MM.....	F7	56	30
	I8	105	21	BUSH A, SPLINE, 25MM	F6	55	14	CIRCLIP, 7MM.....	E12	45	26
BOLT, FLANGE, 8X49	H8	89	17	BUSH, 17MM	F6	55	2	CIRCLIP, EXTERNAL, 12MM.....	E15	48	28
BOLT, FLANGE, 8X60	J4	117	27	BUSH, 22MM	E11	44	15		F9	58	26
BOLT, FORK COVER	H6	87	33	BUSH, DAMPER	G15	80	2	CIRCLIP, EXTERNAL, 15MM.....	F1	50	9
BOLT, FR. DISK, 8X24	H10	91	12	BUSH, RR. CUSHION	I11	108	3	CIRCLIP, EXTERNAL, 34MM.....	G16	81	16
BOLT, GEARSHIFT DRUM STOPPER				BUSH, SPLINE, 25MM	F6	55	9		H2	83	27
ARM PIVOT	E5	38	6	BUSH, STEERING	G10	75	2	CIRCLIP, INTERNAL, 44MM.....	G10	75	9
	F8	57	21	BUSH, THROTTLE PIVOT	G4	69	19	CIRCLIP, INTERNAL, 55MM.....	H2	83	28
BOLT, HANDLE LEVER PIVOT	G5	70	36	BUSH, UPPER ARM	G16	81	1	CIRCLIP, INTERNAL, 58MM.....	H13	94	27
	G7	72	22					CLAMP.....	G3	68	1
BOLT, HEX., 6X25	E11	44	16	[C]				CLAMPER, CORD.....	F12	61	13
BOLT, KNOCK, 5MM	E16	49	5	CABLE COMP., CHOKE	G4	69	2	CLAMP A, L. FR. BRAKE HOSE....	G7	72	18
BOLT, L. SWINGARM PIVOT	I9	106	12	CABLE COMP., FOOT BRAKE	I8	105	7	CLAMP A, R. FR. BRAKE HOSE....	G7	72	16
BOLT, OIL, 10X22	G8	73	23	CABLE COMP., HAND BRAKE	G4	69	11	CLAMP B, FR. BRAKE HOSE.....	G7	72	15
BOLT, R. SWINGARM PIVOT	I9	106	11	CABLE COMP., THROTTLE	G4	69	1	CLAMP C, FR. BRAKE HOSE.....	G7	72	17
BOLT, SEALING, 8MM	H6	87	32	CABLE, BATTERY EARTH	I16	113	5	CLAMP, BRAKE CABLE	G4	69	12
	H12	93	16	CABLE, FRAME EARTH	I16	113	6	CLAMP, HARNESS	J3	116	18
	H15	96	19	CABLE, RELAY BATTERY	I16	113	2	CLAMP, WATER HOSE, 116-140MM..	I7	104	15
BOLT, SETTING	F2	51	4	CABLE, REVERSE ASSIST	G4	69	3	CLIP, 25MM	H15	96	26
BOLT, SOCKET, 10X50	H8	89	16	CABLE, STARTER MOTOR	I16	113	3	CLIP, AIR HOSE, 21.5.....	I6	103	26
BOLT, SOCKET, 5X20	E8	41	25	CALIPER SUB ASSY., L. FR.	H8	89	13	CLIP, CABLE, 10MM.....	H6	87	42
BOLT, SOCKET, 6X15	H1	82	21								



PART NAME INDEX

L 3

Part name	Address	Page	Ref.	Part name	Address	Page	Ref.	Part name	Address	Page	Ref.
CLIP, CABLE, 10MM	J1	114	14	COLLAR, FR. WHEEL DISTANCE	H10	91	5	COVER, R. TAILLIGHT	I15	112	9
CLIP, CABLE, 20MM	J3	116	21	COLLAR, FUEL TANK SETTING	H16	97	16	COVER, SHROUD	J6	119	2
CLIP, CABLE, 25MM	J3	116	22	COLLAR, LOCK SETTING	I14	111	28	COVER, SWITCH	G4	69	7
CLIP, CABLE, 30MM	J3	116	23	COLLAR, MUFFLER MOUNTING	I7	104	14	COVER, THROTTLE CASE	G4	69	13
CLIP, COUPLER	J5	118	13	COLLAR, NUMBER BRACKET SETTING	G5	70	34	CRANKCASE COMP., FR.	F3	52	1
CLIP, HARNESS	J1	114	13	COLLAR, O-RING	E13	46	5	CRANKCASE SET, RR.	F3	52	3
CLIP, LID	I6	103	29	COLLAR, RADIATOR MOUNTING	H16	97	18	CRANKSHAFT COMP.	F4	53	1
CLIP, MUDGUARD	G2	67	27		J5	118	10	CUSHION ASSY., FR.	G15	80	1
	G14	79	32	COLLAR, REFLECTOR SETTING	I3	100	19	CUSHION ASSY., RR.	I11	108	1
	I1	98	24	COLLAR, RR. CUSHION	G15	80	3	CUSHION, C.D.I. & CHANGE UNIT ..	J1	114	1
	I3	100	20		I11	108	2	CUSHION, SEAT MOUNTING	I12	109	9
	I14	111	36	COLLAR, SETTING	F14	63	29	CYLINDER COMP.	E6	39	1
	J1	114	12	COLLAR, SPLINE	F6	55	8	CYLINDER SET, MASTER	G7	72	13
	J5	118	11	COLLAR, SPLINE, 25X12.5	F6	55	18	CYLINDER SUB ASSY., FR. BRAKE			
	J6	119	10	COLLAR, STOP SWITCH	G4	69	9	MASTER	G7	72	7
	J7	120	13	COLLAR, UPPER ARM	G16	81	9				
CLIP, OIL DRAIN TUBE	H16	97	1	CONNECTOR, DIODE	J1	114	8	[D]			
	I5	102	1	CONTROL UNIT, C.D.I. & CHANGE ..	J1	114	2	DIAPHRAGM	G7	72	11
CLIP, OIL SEAL	F10	59	4	COOLER COMP., OIL	J5	118	4	DIFFERENTIAL ASSY.	H6	87	24
CLIP, PISTON PIN, 1.2X20	F4	53	6	COOLER COMP., RR. OIL	J5	118	5	DIODE ASSY., THREE WAY	J1	114	6
CLIP, PLATE	F14	63	37	COTTER, VALVE	E2	35	14	DISK, CLUTCH FRICTION	E11	44	3
CLIP, SUB CORD	E7	40	23	COUNTERSHAFT, TRANSMISSION	F6	55	4	DISK, FR. BRAKE	H10	91	9
CLIP, SUB TANK HOSE	I6	103	25	COVER ASSY., DRUM	H12	93	2	DOWEL PIN, 10X16	E13	46	8
CLIP, TUBE	F14	63	43	COVER A, SNORKEL	I5	102	18	DOWEL PIN, 8X14	E1	34	17
			44	COVER B, SNORKEL	I5	102	19		E8	41	36
	G2	67	24	COVER COMP., A.C. GENERATOR ...	E14	47	3		E9	42	23
	H7	88	56	COVER COMP., CYLINDER HEAD	E1	34	4		E15	48	27
	H13	94	28	COVER COMP., FR. CRANKCASE	E7	40	1		F3	52	15
	H15	96	32		E9	42	1	DOWEL PIN, 8X20	E8	41	37
	I1	98	28	COVER COMP., FUEL TANK TOP	I3	100	14	DRUM ASSY., RR. BRAKE	H12	93	15
	I6	103	35	COVER COMP., L. ENGINE SIDE	I2	99	2	DRUM, GEARSHIFT	F8	57	5
	I15	112	11	COVER COMP., L. TANK SIDE	I2	99	12	DUCT, SNORKEL	I5	102	17
CLIP, WASHER MOUTH	I1	98	27	COVER COMP., OIL FILTER	E7	40	2	DUCT, SNORKEL INNER	I5	102	14
	J2	115	23		E9	42	2	DUST SEAL, 16X24X4	G15	80	7
CLIP, WIRE HARNESS	E16	49	7	COVER COMP., RR. CRANKCASE	E14	47	1		I11	108	6
	I1	98	26	COVER COMP., R. SIDE	I3	100	15	DUST SEAL, 17X23X3	H12	93	20
	I14	111	38	COVER COMP., R. TANK SIDE	I2	99	9		I8	105	18
	J1	114	15	COVER SUB ASSY., FR. GEAR CASE ..	H4	85	15	DUST SEAL, 19X22.5X10.5	H10	91	18
			16	COVER SUB ASSY., RR. FINAL				DUST SEAL, 21.4X28.2X5	H11	92	10
	J3	116	1	GEAR	H14	95	6	DUST SEAL, 27X37X5	G10	75	12
CLUTCH ASSY., FR. FINAL	H5	86	17	COVER, BODY	F13	62	25	DUST SEAL, 28X42X8	H10	91	17
CLUTCH, ONE WAY	E12	45	29	COVER, DUST	H8	89	5	DUST SEAL, 30X44X9	G10	75	11
	E16	49	2		I5	102	13	DUST SEAL, 37X51X6	H10	91	16
COCK ASSY., FUEL	H16	97	2	COVER, EX. PIPE	I7	104	6	DUST SEAL, 38X55X6	H2	83	25
COIL ASSY., IGNITION	J1	114	3	COVER, FR. FINAL CLUTCH	H6	87	23	DUST SEAL, 40X58X7	H2	83	24
COLLAR, 6X4	I2	99	7	COVER, FR. METER LOWER	G1	66	15	DUST SEAL, 41X76X19	H12	93	22
COLLAR, 6.3X13.5	I14	111	35	COVER, FR. SENSOR	H6	87	22	DUST SEAL, 9X16X5	G5	70	41
COLLAR, CLUTCH LIFTER	E11	44	8	COVER, L. HANDLE LEVER	G5	70	25	DUST SEAL, BRAKE CAM	H12	93	7
COLLAR, COUNTERSHAFT	F6	55	5	COVER, L. HEADLIGHT	G14	79	29	DUST SEAL, ENGINE MOUNTING	J3	116	6
COLLAR, COUNTERSHAFT FOURTH				COVER, L. TAILLIGHT	I15	112	10				
SPLINE	F6	55	13	COVER, MAGNETIC SWITCH				[E]			
COLLAR, COVER SETTING	G3	68	5		TERMINAL	I16	113	ELEMENT, AIR CLEANER	I5	102	11
COLLAR, DISTANCE, 25MM	F7	56	24	COVER, METER UPPER	G1	66	13	ELEMENT, OIL FILTER	E7	40	10
COLLAR, ENGINE HANGER	J3	116	8	COVER, MUFFLER	I7	104	8		E9	42	7
COLLAR, FR. FENDER	G12	77	11	COVER, REVERSE LEVER	E14	47	13	EMBLEM, L. FUEL TANK COVER	J11	124	2
	I12	109	4	COVER, RR. METER LOWER	G2	67	19	EMBLEM, PRODUCT	G2	67	23
COLLAR, FR. GEAR CASE	H6	87	29	COVER, R. ENGINE SIDE	I2	99	1	EMBLEM, R. FUEL TANK COVER	J11	124	1
COLLAR, FR. WHEEL	H10	91	2	COVER, R. HANDLE	G7	72	20				
				COVER, R. HEADLIGHT	G14	79	28				

5

PART NAME INDEX

L 4

Part name	Address	Page	Ref.	Part name	Address	Page	Ref.	Part name	Address	Page	Ref.
END COMP., L. TIE ROD	G11	76	2	GEAR, COUNTERSHAFT REVERSE	F7	56	23	HOLDER, HANDLE UNDER	G9	74	4
END COMP., R. TIE ROD	G11	76	1	GEAR, COUNTERSHAFT SECOND	F6	55	10	HOLDER, JET	F14	63	28
[F]				GEAR, COUNTERSHAFT THIRD	F6	55	12	HOLDER, LEVER BRACKET	G5	70	23
FAN COMP., COOLING	J6	119	6	GEAR, FINAL DRIVE	F6	55	20	HOLDER, L. UPPER HANDLE	G9	74	3
FENDER, FR.	G12	77	7	GEAR, FINAL DRIVEN	F10	59	3	HOLDER, MASTER CYLINDER	G7	72	9
FENDER, L. FR.	G13	78	25	GEAR, FR. RING	H5	86	19	HOLDER, NEEDLE JET	F14	63	27
FENDER, RR.	I12	109	10	GEAR, MAINSHAFT FIFTH	F6	55	17	HOLDER, REVERSE STOPPER WIRE ..	E14	47	12
FENDER, R. FR.	G13	78	24	GEAR, MAINSHAFT FOURTH	F6	55	15	HOLDER, R. UPPER HANDLE	G9	74	2
FILTER, SUB AIR CLEANER	I5	102	5	GEAR, MAINSHAFT THIRD	F6	55	11	HOLDER, STEERING SHAFT	G10	75	3
FLOAT SET	F13	62	5	GEAR, REDUCTION	E7	40	18	HOLDER, STOP SWICH SUB CORD ..	G5	70	27
FLOAT, FR. MASTER CYLINDER ...	G7	72	12					HOLDER, THROTTLE CASE	G4	69	18
FLYWHEEL COMP.	E16	49	3	GEAR, REVERSE IDLE	F7	56	21	HORN COMP.	J3	116	2
FOLLOWER SET, CAM	H6	87	26	GEAR, RR. PINION	H14	95	8	HOSE COMP. A, FR. BRAKE	G7	72	3
FOLLOWER, CAM	E2	35	3	GEAR, RR. RING	H14	95	9	HOSE COMP. B, FR. BRAKE	G7	72	4
FORK, CENTER GEARSHIFT	F8	57	2	GREASE	I9	106	8	HOSE COMP., L. OIL	J5	118	2
FORK, FR. GEARSHIFT	F8	57	1	GRILLE, L. FR.	J7	120	5	HOSE COMP., R. FR. OIL	J5	118	3
FORK, RR. GEAR SHIFT	F8	57	3	GRILLE, R. FR.	J7	120	4	HOSE COMP., R. OIL	J5	118	1
FUEL UNIT SET	H16	97	19	GRIP	J8	121	4	HUB COMP., L. RR.	H11	92	2
FUSE, MINI	J1	114	20	GRIP, HANDLE	G4	69	20	HUB COMP., R. RR.	H11	92	1
	J2	115	21	GROMMET A, SIDE COVER	G2	67	22	HUB SUB ASSY., FR.	H10	91	3
			22		I14	111	30				4
[G]				GROMMET, AIR CLEANER CASE	I2	99	10	[I]			
GASKET SET	F13	62	1		I14	111	29	INDICATOR, BRAKE	H12	93	9
			2	GROMMET, SIDE COVER	I2	99	11	INSULATOR COMP., CARBURETOR ..	E1	34	7
			3	GUARD ASSY., ENGINE	J3	116	11	INSULATOR, SPEED SENSOR	E14	47	4
GASKET SHEET KIT A	F15	64	1	GUARD, ENGINE CONTROL UNIT				[J]			
GASKET SHEET KIT B	F16	65	1	HEAT	J1	114	11	JET,	F14	63	50
GASKET, A.C. GENERATOR COVER .	E14	47	6	GUARD, FR. PIPE	J7	120	9	JET, MAIN,	F14	63	48
	F16	65	1	GUARD, HANDLE END	G4	69	21	JET, SLOW,	F14	63	49
GASKET, CYLINDER	E6	39	2	GUARD, L. FR. INBOARD	G16	81	3	JOINT A, ARM BALL	G16	81	5
	F15	64	1	GUARD, L. FR. OUTBOARD	H1	82	18		H1	82	19
GASKET, CYLINDER HEAD	E1	34	3	GUARD, L. SPLASH	H1	82	14	JET, MAIN,	F14	63	48
	F15	64	1	GUARD, RR. STOP SWITCH	H3	84	2	JET, SLOW,	F14	63	49
GASKET, EX. PIPE	F15	64	1	GUARD, R. FR. INBOARD	G16	81	2	JOINT A, ARM BALL	G16	81	5
	I7	104	1	GUARD, R. FR. OUTBOARD	H1	82	17		H1	82	19
GASKET, FLOAT CHAMBER	F14	63	26	GUARD, R. SPLASH	H1	82	13	JOINT B, BRAKE ARM	H13	94	29
GASKET, FR. CRANKCASE COVER ..	E7	40	6		H3	84	1	JOINT COMP., INBOARD	H1	82	7
	E9	42	3	GUIDE ASSY., VALVE	E1	34	2	JOINT COMP., YOKE	I9	106	3
	F16	65	1	GUIDE COMP., R. ENGINE AIR ...	I12	109	6	JOINT SET	F13	62	8
GASKET, HEAD COVER	E1	34	5	GUIDE, CAM CHAIN	E5	38	5	JOINT, BREATHER	I5	102	12
	F15	64	1	GUIDE, FR. AIR	G13	78	20	JOINT, BREATHER TUBE	J3	116	19
GASKET, MUFFLER	I7	104	2	GUIDE, L. FR. ENGINE AIR	I12	109	7	JOINT, FR. PROPELLER SHAFT ...	H4	85	9
GASKET, RR. CRANKCASE COVER ..	E14	47	5	GUIDE, L. RR. ENGINE AIR	I2	99	8	JOINT, RR. PINION	H14	95	5
	F16	65	1	[H]				[K]			
GAUGE, OIL LEVEL	E14	47	7	HANGER, LOWER ENGINE	J3	116	12	KEY, BLANK	G1	66	12
GAUGE, TIRE PRESSURE	J8	121	10	HARNES, WIRE	J1	114	7	KEY, SPECIAL WOODRUFF, 25X18 ..	F4	53	7
GEAR ASSY., FR. FINAL	H4	85	12	HEADLIGHT ASSY., ASSIST	G1	66	7	KNOB COMP., RECOIL STARTER ...	F12	61	12
GEAR ASSY., RR. FINAL	H14	95	3	HEADLIGHT UNIT, L.	G1	66	8	KNUCKLE ASSY., L.	H1	82	16
GEAR COMP., DRIVE	E11	44	14	HEADLIGHT UNIT, R.	G1	66	4		H3	84	4
GEAR COMP., FR. PINION	H5	86	18	HEAD COMP., CYLINDER	E1	34	1	KNUCKLE ASSY., R.	H1	82	15
GEAR COMP., STARTER REDUCTION	F1	50	5	HEATER ASSY.	F13	62	16		H3	84	3
GEAR COMP., STARTING DRIVEN ..	F1	50	1	HITCH COMP., TRAILER	I9	106	5	[L]			
GEAR C, STARTER REDUCTION	F1	50	3	HOLDER COMP., STEERING SHAFT ..	G10	75	1	LABEL, BRAKING INFORMATION	J9	122	7
GEAR, COUNTERSHAFT FOURTH	F6	55	16	HOLDER SET, BRUSH	F2	51	5				
GEAR, COUNTERSHAFT LOW	F6	55	6	HOLDER, ELEMENT	I5	102	4				



PART NAME INDEX

L 5

Part name	Address	Page	Ref.	Part name	Address	Page	Ref.	Part name	Address	Page	Ref.
LABEL, COLOR	J9	122	8	NUT, AXLE, 20MM	H11	92	8	OIL SEAL, 25X61X8.5	F10	59	8
	J10	123	8	NUT, BEAM ADJUSTING	G1	66	5	OIL SEAL, 32X52X9	E14	47	22
LABEL, FR. CARRIER	J9	122	5	NUT, BRAKE ADJUSTING	H12	93	13	OIL SEAL, 34X58X6	H12	93	21
LABEL, GENERAL WARNING	J9	122	2	NUT, CASTLE, 12MM	G16	81	13	OIL SEAL, 35X49X6	H15	96	29
LABEL, PASSENGER WARNING	J9	122	1		H1	82	22	OIL SEAL, 39X70X11	H15	96	28
LABEL, RR. CARRIER	J9	122	6		H3	84	7	OIL SEAL, 42X58X10	I9	106	17
LABEL, SIXTEEN AGE RECOMMEND WARNING	J10	123	9	NUT, CASTLE, 16MM	H10	91	13	O-RING	E7	40	4
LABEL, TIRE & OVERLOAD WARNING	J9	122	3	NUT, CASTLE, 18MM	H10	91	13		F2	51	11
LABEL, TRAILER HITCH	J9	122	4	NUT, CLIP, 5MM	G2	67	28	O-RING, 10X2	E13	46	7
LENS COMP., L. TAILLIGHT	I15	112	4		I14	111	37		F16	65	2
LENS COMP., R. TAILLIGHT	I15	112	2	NUT, COWL SETTING, 5MM	I14	111	33	O-RING, 11X1.9	E8	41	31
LEVER COMP., RR. BRAKE	G5	70	28	NUT, FLANGE	F12	61	11		E9	42	19
LEVER COMP., R. HANDLE	G7	72	19	NUT, FLANGE CAP, 10MM	E1	34	10		F16	65	2
LEVER COMP., SEAT LOCK	I4	101	3	NUT, FLANGE, 10MM	I11	108	8	O-RING, 11X2.4	F15	64	2
LEVER, FUEL COCK	H16	97	5		J3	116	24		J5	118	12
LEVER, PARKING BRAKE LOCK	G5	70	31	NUT, FLANGE, 5MM	J7	120	15	O-RING, 11.5X2.3	F12	61	15
LEVER, REVERSE STOPPER	E14	47	10	NUT, FLANGE, 6MM	G3	68	7		F16	65	2
LEVER, THROTTLE	G4	69	16		G8	73	28	O-RING, 11.8X3.55	H16	97	6
LID, AIR CLEANER CASE	I5	102	6	NUT, FLANGE, 8MM	G2	67	31	O-RING, 139.5X2	H7	88	55
LID, FR. FENDER	G13	78	19		H6	87	40	O-RING, 13.8X2.5	E14	47	23
LID, GLOVE BOX	G13	78	17		H13	94	25		F16	65	2
LID, RR. FENDER	I13	110	27		I7	104	19	O-RING, 15X2.5	E13	46	6
LID, R. RR. FENDER	I12	109	12		I8	105	19		F16	65	2
LID, UTILITY BOX	I13	110	18		J4	117	30	O-RING, 16.8X1.9	H3	84	9
				NUT, HEX., 12MM	G11	76	6	O-RING, 18X3	E15	48	24
				NUT, HEX., 4MM	G6	71	52		F16	65	2
				NUT, HEX., 6MM	G6	71	53	O-RING, 18.3X2.4	E15	48	25
[M]									F16	65	2
MAINSHAFT, TRANSMISSION	F6	55	1		I16	113	12		H7	88	54
MARK	J11	124	3	NUT, HEX., 8MM	E8	41	34	O-RING, 18.5X2.4	H7	88	53
	J12	125	3		E9	42	21	O-RING, 199X3.1	H13	94	24
MARK, HONDA	J12	125	7	NUT, LOCK, 18MM	E11	44	18	O-RING, 1.3X4.3	F13	62	17
MARK, SELECT	G5	70	35	NUT, LOCK, 20MM	E11	44	17	O-RING, 22.1X1.9	E15	48	26
MARK, SIDE COVER	J12	125	4	NUT, LOCK, 64MM	H15	96	24		F16	65	2
				NUT, SELF-LOCK, 10MM	G9	74	5	O-RING, 24X3	H15	96	31
					G15	80	5	O-RING, 24.4X3.1	F2	51	10
METER ASSY., COMBINATION	G3	68	2		G16	81	12		F16	65	2
MOTOR ASSY., CONTROL	E7	40	22		H6	87	39	O-RING, 30.8MM	H7	88	51
MOTOR ASSY., FAN	J6	119	7		I9	106	13		H15	96	30
MOTOR ASSY., STARTER	F2	51	1	NUT, SELF-LOCK, 12MM	G10	75	7	O-RING, 33.5X3	E1	34	13
MUDGUARD, FR. OIL COOLER	J5	118	8		G11	76	5		F15	64	2
MUDGUARD, L. CENTER	I12	109	14	NUT, SELF-LOCK, 14MM	G10	75	6	O-RING, 39.5X2.6	E1	34	14
MUDGUARD, L. FR. LOWER	G13	78	27	NUT, SERRATE, 5MM	J6	119	9		F15	64	2
MUDGUARD, L. FR. SIDE	G13	78	26	NUT, SPECIAL, 6X7	I6	103	27	O-RING, 54X2.4	E8	41	30
MUDGUARD, L. RR.	I13	110	26	NUT, SPEED, 4MM	G2	67	20		E9	42	18
MUDGUARD, L. RR. SIDE	I13	110	24	NUT, SQUARE, 5MM	E1	34	9		F16	65	2
MUDGUARD, RR. OIL COOLER	J6	119	1	NUT, SWINGARM PIVOT LOCK	I9	106	15	O-RING, 64X2.5	H7	88	47
MUDGUARD, R. CENTER	I12	109	13	NUT, TAPPET ADJUSTING	E2	35	16	O-RING, 75X3.2	H12	93	23
MUDGUARD, R. FR. LOWER	G13	78	23	NUT, TIE ROD LOCK	G11	76	4		I9	106	19
MUDGUARD, R. FR. SIDE	G13	78	22	NUT, WHEEL	H10	91	14	O-RING, 7.5X1.5	F3	52	12
MUDGUARD, R. RR.	I13	110	25		H11	92	9		F16	65	2
MUDGUARD, R. RR. SIDE	I13	110	23					O-RING, 7.7X2.5	E2	35	19
MUFFLER ASSY.	I7	104	3						F15	64	2
								O-RING, 8.2X1.5	E8	41	33
									E9	42	20
[N]				OIL SEAL, 10X20X5	E8	41	29		F16	65	2
NEEDLE SET, JET	F13	62	4	OIL SEAL, 12X22X5	E14	47	21	O-RING, ANGLE SENSOR	E8	41	32
NUT	G12	77	5	OIL SEAL, 14X24X6	F9	58	25		F16	65	2
NUT-WASHER, 6MM	F2	51	8	OIL SEAL, 22X31X7	F10	59	7		F16	65	2
				OIL SEAL, 22X48X7	H7	88	45	OUTER COMP., CLUTCH	E11	44	1

PART NAME INDEX

L 6

Part name	Address	Page	Ref.	Part name	Address	Page	Ref.	Part name	Address	Page	Ref.
OUTER COMP., CLUTCH	E11	44	11	PLATE, CLUTCH	E11	44	4	RUBBER, FR. FENDER MOUNTING...	G12	77	8
OUTER COMP., STARTING CLUTCH ..	E16	49	1	PLATE, CLUTCH LIFTER	E11	44	7		I12	109	3
[P]				PLATE, CLUTCH PRESSURE	E11	44	6	RUBBER, FUEL TANK PROTECTOR...	I2	99	4
PACKING, 8MM	H6	87	41	PLATE, DIAPHRAGM	G7	72	10	RUBBER, L. FR. SEAL	H16	97	11
	H12	93	18	PLATE, FRICTION	F12	61	10	RUBBER, MAGNETIC SHOCK	I16	113	8
	H15	96	25	PLATE, GEARSHIFT	F8	57	13	RUBBER, MOUNTING	G3	68	4
PACKING, BASE	H16	97	20	PLATE, HEAD HANGER	J3	116	9	RUBBER, MUFFLER MOUNTING	I7	104	16
PACKING, FUEL CAP	H16	97	15	PLATE, SHIFT GUIDE	F8	57	7	RUBBER, MUFFLER MOUNTING SIDE ..	I7	104	17
PACKING, MUFFLER	I7	104	13	PLATE, UNIT SET	H16	97	8	RUBBER, PROTECTOR PACKING	I2	99	6
PACKING, THROTTLE CASE	G5	70	42	PLIERS, 135	J8	121	5	RUBBER, RADIATOR MOUNTING	J5	118	9
PAD SET, L. FR.	H8	89	2	PLUG, FR. FENDER	G12	77	13	RUBBER, RR. SEAL	H16	97	10
PAD SET, R. FR.	H8	89	3		I12	109	5	RUBBER, R. FR. SEAL	H16	97	12
PANEL SET, RR. BRAKE	H12	93	4	PLUG, SPARK	E1	34	25	RUBBER, SEAT CUSHION	I4	101	5
PEDAL COMP., BRAKE	I8	105	8	PROTECTOR, ANGLE SENSOR	E7	40	5	RUBBER, SILENCER	H16	97	17
PEDAL, GEAR CHANGE	I8	105	1	PROTECTOR, HEAT	I7	104	7	RUBBER, STAND STOPPER	I8	105	11
PIN A, DOWEL, 12X16	E1	34	18	PROTECTOR, TANK UNDER HEAT ...	H16	97	9	RUBBER, STOPPER	H15	96	17
	E6	39	4	PULLEY COMP., RECOIL	F12	61	9	RUBBER, TAILLIGHT MOUNTING ...	G2	67	21
PIN, ARM	F13	62	23	PUMP ASSY., OIL	E13	46	1		H16	97	21
PIN, PISTON	F4	53	4	PUMP SET	F13	62	13		I15	112	8
PIN, RETURN SPRING	F8	57	16	[R]				RUBBER, TAILLIGHT SETTING	I12	109	1
PIN, RING GEAR STOPPER	H14	95	10	RATCHET, STARTER	F12	61	7	RUBBER, TANK CUSHION	I6	103	34
PIN, SPLIT, 2.0X22	G10	75	13	RECTIFIER ASSY., REGULATOR ...	J1	114	5	[S]			
	G11	76	7	REEL COMP., RECOIL STARTER ...	F12	61	6	SCREEN SET, FUEL STRAINER	H16	97	3
PIN, SPLIT, 2.5X20	H13	94	26	REFLECTOR, FR. REFLEX	J7	120	1	SCREEN, FUEL STRAINER	F14	63	30
PIN, SPLIT, 3.0X18	G16	81	15	REFLECTOR, RR. REFLEX	J7	120	2	SCREEN, OIL FILTER	F3	52	6
	H2	83	26	RESONATOR, DUCT	I5	102	16	SCREW	F13	62	21
	H3	84	10	RETAINER COMP., BALL	E7	40	17	SCREW-WASHER	F13	62	18
PIN, SPLIT, 3.0X25	G10	75	14		E9	42	14	SCREW-WASHER, 4X12	F14	63	41
	H10	91	19	RETAINER, FR. BRACKET	H8	89	11		G6	71	50
	I8	105	20	RETAINER, VALVE SPRING	E2	35	12	SCREW-WASHER, 4X22	G6	71	51
PIN, SPLIT, 4.0X30	H10	91	19	RING	F2	51	6	SCREW-WASHER, 4X30	G8	73	27
PIN, SPLIT, 4.0X40	H11	92	12	RING SET, PISTON	F4	53	2	SCREW-WASHER, 5X14	F14	63	42
PIPE ASSY., L. HOUSING	I9	106	10	RING, DAMPER	H12	93	3	SCREW-WASHER, 5X16	I14	111	40
PIPE COMP., EX.	I7	104	5	RING, SIDE SEAL	H3	84	8	SCREW-WASHER, 5X20	I14	111	41
PIPE COMP., FR. BRAKE	G7	72	5		H11	92	11	SCREW SET	F13	62	7
PIPE COMP., FR. CARRY	J7	120	7	RING, SNAP	H1	82	1				9
PIPE COMP., R. HOUSING	I9	106	9					SCREW, BLEEDER	H8	89	7
PIPE, BREATHER	I5	102	22	RING, STOPPER	H4	85	7	SCREW, FLAT, 4X12	G8	73	26
PIPE, CP	I15	112	1					SCREW, L. STEERING HANDLE			
PIPE, STEERING HANDLE	G9	74	1		H14	95	7	LEVER PIVOT	H16	97	23
PISTON	F4	53	3	ROD COMP., PUSH	E2	35	6	SCREW, PAN	G1	66	2
	H8	89	12	ROD, TIE	G11	76	3	SCREW, PAN, 4X14	F14	63	40
PISTON COMP., VACUUM	F13	62	22	ROLLER, 2.5X11.8	E13	46	4		G5	70	43
PLATE ASSY., FR. SKID	J7	120	8	ROLLER, 4X13.8	F9	58	28	SCREW, PAN, 4X16	G5	70	44
PLATE COMP. A, REVERSE STOPPER	E14	47	8	ROPE, RECOIL STARTER	F12	61	5	SCREW, PAN, 4X8	F14	63	39
PLATE COMP., CLUTCH CAM	E7	40	13	ROTOR, OIL PUMP INNER	E13	46	3	SCREW, PAN, 5X14	G6	71	45
	E9	42	10	ROTOR, OIL PUMP OUTER	E13	46	2	SCREW, PAN, 5X18	G6	71	46
PLATE COMP., CLUTCH LIFTER ...	E7	40	15	RUBBER A, STOPPER	J3	116	10	SCREW, PAN, 5X25	E1	34	16
	E9	42	12		J7	120	3		G6	71	59
PLATE COMP., DRIVE	E11	44	5	RUBBER C, MOUNTING	J3	116	7	SCREW, PAN, 5X28	G6	71	47
PLATE COMP., OIL SEPARATE ...	F3	52	2	RUBBER C, STAND STOPPER	I1	98	29	SCREW, PAN, 6X14	G2	67	25
PLATE COMP., SKID	H15	96	16	RUBBER, BATTERY MOUNTING	I12	109	11		I3	100	18
PLATE SET, STAY	F13	62	11	RUBBER, CHANGE PEDAL	I8	105	2	SCREW, PAN, 6X16	G6	71	49
PLATE SET, VALVE	F13	62	10	RUBBER, ENGINE HEAD MOUNTING ..	J3	116	4	SCREW, PARKING LEVER PIVOT ...	G5	70	37
PLATE, BEARING SETTING	F6	55	19	RUBBER, ENGINE LOWER MOUNTING ..	J3	116	5	SCREW, SPECIAL, 6X8	I14	111	31
PLATE, CAM FIXING	F3	52	4	RUBBER, FILTER	E7	40	11	SCREW, TAPPET ADJUSTING	E2	35	15
PLATE, CHANGE SWITCH CORD ...	E14	47	2		E9	42	8	SCREW, TAPPING, 3X16	G3	68	6



PART NAME INDEX

L 7

Part name	Address	Page	Ref.	Part name	Address	Page	Ref.	Part name	Address	Page	Ref.
SCREW, TAPPING, 4X10	G14	79	33	SHIM A, DIFFERENTIAL CASE	H5	86	20	SOCKET COMP., ACCESSORY	G12	77	6
	I3	100	21	SHIM A, PINION GEAR	H4	85	16	SOCKET COMP., HEADLIGHT	G1	66	6
SCREW, TAPPING, 4X12	G14	79	34		H14	95	12	SOCKET COMP., TAILLIGHT	I15	112	3
	I15	112	12	SHIM A, STOPPER PIN	H14	95	11	SPACER A, RING GEAR	H14	95	13
SCREW, TAPPING, 4X16	J6	119	14	SHIM B	H6	87	27	SPACER B, RING GEAR	H14	95	13
SCREW, TAPPING, 5X10	G2	67	29	SHIM B, DIFFERENTIAL CASE	H5	86	20	SPACER COMP., BRACKET	E7	40	3
SCREW, TAPPING, 5X12	G2	67	30	SHIM B, PINION GEAR	H4	85	16	SPACER C, RING GEAR	H14	95	13
	G14	79	35		H14	95	12	SPACER D, RING GEAR	H14	95	13
			36	SHIM B, STOPPER PIN	H14	95	11	SPACER E, RING GEAR	H15	96	13
	I15	112	13	SHIM C	H6	87	27	SPACER F, RING GEAR	H15	96	13
	I16	113	11	SHIM C, DIFFERENTIAL CASE	H5	86	20	SPACER G, RING GEAR	H15	96	13
SCREW, TAPPING, 5X16	J6	119	13	SHIM C, PINION GEAR	H4	85	16	SPACER H, RING GEAR	H15	96	13
SCREW, TAPPING, 6X16	G14	79	37		H14	95	12	SPACER I, RING GEAR	H15	96	13
SCREW, VISOR SPECIAL SETTING	G2	67	26	SHIM D	H6	87	27	SPACER SET, THROTTLE SENSOR...	F13	62	15
	I14	111	34	SHIM D, DIFFERENTIAL CASE	H5	86	20	SPACER, ACCESSORY SOCKET			
SEAL A, HEAT PROTECTOR	I2	99	5	SHIM D, PINION GEAR	H4	85	16	INSIDE	G12	77	10
SEAL A, RUBBER	H7	88	49		H14	95	12	SPACER, ACCESSORY SOCKET			
	I9	106	18	SHIM E	H6	87	27	OUTSIDE	G12	77	9
SEAL C, HEADLIGHT	I12	109	8	SHIM E, DIFFERENTIAL CASE	H5	86	20	SPACER, FR. STOP SWITCH	G7	72	2
SEAL SET, PISTON	H8	89	1	SHIM E, PINION GEAR	H4	85	16	SPANNER, 10X12	J8	121	12
SEAL, AIR CLEANER COVER	I5	102	7		H14	95	12	SPINDLE COMP., SUB GEARSHIFT..	F8	57	18
SEAL, AIR CLEANER DUCT	I5	102	10	SHIM F	H6	87	27				19
SEAL, EX. VALVE STEM	E2	35	1	SHIM F, DIFFERENTIAL CASE	H5	86	20	SPINDLE, GEARSHIFT	F8	57	10
SEAL, GLOVE BOX	G13	78	18	SHIM F, PINION GEAR	H4	85	16	SPINDLE, SECONDARY GEARSHIFT..	F8	57	11
SEAL, PROPELLER	H7	88	50		H14	95	12	SPRING ASSY., RR. BRAKE PEDAL..	I8	105	9
SEAL, RESONATOR	I5	102	15	SHIM G	H6	87	27	SPRING, AIR CLEANER CASE LID..	I5	102	8
SEAL, RR. CUSHION CONNECTING				SHIM G, DIFFERENTIAL CASE	H5	86	20	SPRING, BEAM ADJUSTING	G1	66	3
ROD PIVOT	G16	81	14	SHIM G, PINION GEAR	H4	85	16	SPRING, CAM PLATE SIDE	E7	40	14
SEAL, TOP COVER	I2	99	13		H14	95	12		E9	42	11
SEAL, UTILITY BOX	I13	110	19	SHIM H, DIFFERENTIAL CASE	H5	86	20	SPRING, CARBON BRUSH	F2	51	3
SEAT COMP.	I4	101	1	SHIM H, PINION GEAR	H4	85	16	SPRING, CLUTCH	E11	44	9
SEAT, VALVE SPRING	E2	35	13		H14	95	12				10
SENSOR ASSY., ANGLE	E8	41	24	SHIM I, DIFFERENTIAL CASE	H5	86	20	SPRING, COMPRESSION COIL	F13	62	14
SENSOR ASSY., SPEED	E14	47	16	SHIM I, PINION GEAR	H4	85	16	SPRING, CONE DISK	E11	44	13
	H4	85	4		H14	95	12	SPRING, DIFFERENTIAL SIDE			
			5	SHIM J, DIFFERENTIAL CASE	H5	86	20	CONED	H6	87	28
SENSOR ASSY., THERMOSTAT OIL	F3	52	9	SHIM J, PINION GEAR	H4	85	16	SPRING, FRICTION	F12	61	4
SENSOR ASSY., THROTTLE	F14	63	38		H14	95	12	SPRING, GEARSHIFT RETURN	F8	57	15
SEPARATOR COMP.	G7	72	14	SHIM K, DIFFERENTIAL CASE	H5	86	20	SPRING, OIL FILTER ELEMENT			
SHAFT ASSY., FR. PROPELLER ...	H4	85	8	SHIM K, PINION GEAR	H4	85	16	SETTING	E7	40	12
SHAFT ASSY., PROPELLER	I9	106	2	SHIM L, DIFFERENTIAL CASE	H6	87	20		E9	42	9
SHAFT A, STARTER REDUCTION ...	F1	50	4	SHIM L, PINION GEAR	H5	86	16	SPRING, PARKING BRAKE LEVER ...	G5	70	30
SHAFT COMP., BALANCER	F4	53	5	SHIM M, DIFFERENTIAL CASE	H6	87	20	SPRING, PROPELLER SHAFT	I9	106	4
SHAFT COMP., REVERSE STOPPER	E14	47	9	SHIM M, PINION GEAR	H5	86	16	SPRING, RECOIL STARTER	F12	61	3
SHAFT COMP., STARTER REDUCTION	F1	50	2	SHIM N, DIFFERENTIAL CASE	H6	87	20	SPRING, RELIEF VALVE	E7	40	8
SHAFT COMP., STEERING	G10	75	5	SHIM N, PINION GEAR	H5	86	16		E9	42	5
SHAFT SET, L. FR. DRIVE	H1	82	12	SHIM O, DIFFERENTIAL CASE	H6	87	20	SPRING, RETURN	F12	61	8
SHAFT SET, R. FR. DRIVE	H1	82	10	SHIM O, PINION GEAR	H5	86	16	SPRING, RETURN LEVER	G5	70	33
SHAFT, FINAL	F10	59	1	SHIM P, DIFFERENTIAL CASE	H6	87	20	SPRING, REVERSE	E14	47	11
			2	SHIM Q, DIFFERENTIAL CASE	H6	87	20	SPRING, RR. BRAKE ARM	H12	93	12
SHAFT, GEARSHIFT FORK GUIDE ..	F8	57	4	SHIM R, DIFFERENTIAL CASE	H6	87	20	SPRING, RR. BRAKE ROD	H12	93	14
SHAFT, REVERSE IDLE	F7	56	22	SHIM S, DIFFERENTIAL CASE	H6	87	20	SPRING, RR. BRAKE SHOE	H12	93	10
SHAFT, ROCKER ARM	E2	35	7	SHIM T, DIFFERENTIAL CASE	H6	87	20	SPRING, SEAT LOCK	I4	101	4
SHAFT, RR. AXLE	H15	96	14	SHIM U, DIFFERENTIAL CASE	H6	87	20	SPRING, SHAFT	H4	85	6
SHAFT, SCREW DRIVER	J8	121	3	SHIM V, DIFFERENTIAL CASE	H6	87	20	SPRING, SHIFT ARM	F8	57	14
SHIFTER, DRUM	F8	57	6	SHIM W, DIFFERENTIAL CASE	H6	87	20	SPRING, SHIFT DRUM STOPPER ...	F8	57	9
SHIFTER, REVERSE COUNTERSHAFT				SHOE SET, BRAKE	H12	93	1	SPRING, STOP SWITCH	I8	105	5
LOW GEAR	F6	55	7	SHROUD, COOLING FAN	J6	119	3	SPRING, THROTTLE RETURN	G4	69	17
SHIM A	H6	87	27	SLEEVE	H8	89	10	SPRING, VALVE INNER	E2	35	11

5

PART NAME INDEX

L 8

Part name	Address	Page	Ref.	Part name	Address	Page	Ref.	Part name	Address	Page	Ref.
SPRING, VALVE OUTER	E2	35	10	TIRE	H10	91	7	WASHER, OIL BOLT	G8	73	24
SPROCKET, CAM	E5	38	1		H11	92	4	WASHER, PLAIN, 10MM	E1	34	11
STARTER ASSY., RECOIL	F12	61	1	TIRE, FR.	H10	91	7		I7	104	20
STATOR COMP.	E16	49	4	TIRE, RR.	H11	92	4		I11	108	7
STAY A, COUPLER	J6	119	8	TOOL, GEAR CHANGE	J8	121	9	WASHER, PLAIN, 8MM	E8	41	35
STAY COMP., CLUTCH COVER	H6	87	21	TOP COMP.	F13	62	20		E9	42	22
STAY, CENTER MUDGUARD L. SIDE	G12	77	16	TUBE	F14	63	35		G14	79	38
STAY, CENTER MUDGUARD R. SIDE	G12	77	15	TUBE COMP., AIR VENT	F14	63	34		I14	111	42
STAY, ENGINE CONTROL UNIT	J1	114	10	TUBE, 3.5X110	F14	63	47	WASHER, SEAL	F3	52	10
STAY, FUSE COUPLER	I12	109	2	TUBE, 3.5X50	F14	63	46	WASHER, SEALING, 6MM	E1	34	12
STAY, L. ENGINE SIDE COVER ...	I2	99	3	TUBE, 3.5X660	H7	88	57		F15	64	2
STAY, L. FR. FENDER	G12	77	14	TUBE, AIR CLEANER	I5	102	23	WASHER, SPECIAL, 17MM	F7	56	26
STAY, L. FR. OIL COOLER	J5	118	7	TUBE, AIR CLEANER DRAIN	I5	102	9	WASHER, SPECIAL, 18MM	E11	44	21
STAY, L. OIL COOLER	J6	119	5	TUBE, BRAKE PEDAL SPRING	I8	105	10	WASHER, SPLINE, 22MM	F7	56	27
STAY, L. RR. FENDER	I13	110	22	TUBE, BREATHER PIPE	I6	103	24	WASHER, SPRING	E2	35	17
STAY, METER COVER	G1	66	14	TUBE, BREATHER, 3.5X1600	H15	96	15	WASHER, SPRING, 4MM	G6	71	55
STAY, METER COVER LOWER	G1	66	16	TUBE, BREATHER, 3.5X1700	H12	93	6	WASHER, SPRING, 6MM	I16	113	10
STAY, PARKING BRAKE STOPPER ..	G5	70	24	TUBE, FR.	I5	102	20	WASHER, STEEL PLATE	F2	51	9
STAY, R. FR. FENDER	G12	77	12	TUBE, FUEL	H16	97	4	WASHER, THRUST, 12MM	E14	47	19
STAY, R. FR. OIL COOLER	J5	118	6	TUBE, FUEL CAP BREATHER	H16	97	13		F1	50	7
STAY, R. OIL COOLER	J6	119	4	TUBE, GUIDE	G2	67	18		F9	58	23
STAY, R. RR. FENDER	I13	110	21	TUBE, RR.	I5	102	21	WASHER, THRUST, 14MM	G10	75	8
STAY, STARTER MAGNETIC	I16	113	9					WASHER, THRUST, 17MM	E11	44	22
STAY, STOP SWITCH	I8	105	4	[V]					F7	56	28
STEP	I8	105	12	VALVE ASSY., AIR CUT	F14	63	36	WASHER, THRUST, 20MM	E12	45	25
STOPPER COMP., GEARSHIFT DRUM	F8	57	8	VALVE COMP., FLOAT	F13	62	24		F7	56	25
STOPPER, L. BEARING	H15	96	18	VALVE COMP., ONE WAY	F14	63	33	WASHER, THRUST, 22X45X0.8	E12	45	24
STRAINER, OIL	F3	52	5	VALVE COMP., STARTER	F13	62	12	WASHER, THRUST, 29X40X2	E11	44	23
STRAP, CABLE, 105MM	I1	98	25	VALVE, EX.	E2	35	9	WEIGHT SET, CLUTCH	E11	44	12
	J6	119	11	VALVE, IN.	E2	35	8	WHEEL SUB ASSY., FR.	H10	91	6
STUD, 6X21	G12	77	2	VALVE, RELIEF	E7	40	7	WHEEL SUB ASSY., RR.	H11	92	3
SUB CORD, ASSIST HEADLIGHT ...	G1	66	1		E9	42	4	WRENCH, EYE, 14MM	J8	121	6
SUB COVER COMP., L. ENGINE ...	I13	110	16	VALVE, RIM	H10	91	1	WRENCH, EYE, 17MM	J8	121	8
SUB COVER, R. ENGINE	I13	110	15		H11	92	5	WRENCH, PLUG, 16	J8	121	7
SUB HARNESS, ACCESSORY	G12	77	3	[W]							
SUB HARNESS, ENGINE	F3	52	7	WASHER C, THRUST, 25MM	F7	56	29				
			8	WASHER O-RING KIT A	F15	64	2				
SUB HARNESS, FR. FINAL CLUTCH	H4	85	3	WASHER O-RING KIT B	F16	65	2				
SUB HARNESS, FR. STOP SWITCH .	G4	69	4	WASHER, 10X21.5	E8	41	26				
SWINGARM ASSY., RR.	I9	106	6		E9	42	16				
SWITCH ASSY., CHANGE	E14	47	15	WASHER, 10.3MM	G9	74	6				
SWITCH ASSY., FR. STOP	G4	69	8	WASHER, 17.5MM	I8	105	17				
	G7	72	1	WASHER, 32X45X3	F1	50	6				
SWITCH ASSY., HORN	G4	69	5	WASHER, 66X107X1.6	E11	44	20				
SWITCH ASSY., IGNITION	G1	66	11	WASHER, 66X124X1.0	E11	44	19				
SWITCH ASSY., LIGHTING & ENGINE STARTER	G6	71	58	WASHER, 9X20	G5	70	39				
SWITCH ASSY., L. HANDLE	G4	69	6	WASHER, AIR CLEANER COVER SETTING	G12	77	1				
SWITCH ASSY., NEUTRAL	E14	47	14	WASHER, ANCHOR PIN	H12	93	5				
SWITCH ASSY., RR. STOP	I8	105	3	WASHER, DRAIN PLUG, 12MM	F3	52	14				
SWITCH ASSY., SELECT	G4	69	10		F16	65	2				
SWITCH ASSY., STARTER MAGNETIC	I16	113	7	WASHER, DRUM STOPPER	E5	38	8				
SWITCH ASSY., THERMOSTAT	J1	114	9		F8	57	22				
				WASHER, LOCK, 6MM	G5	70	38				
[T]				WASHER, OIL BOLT	E14	47	20				
TANK COMP., FUEL	H16	97	7		F16	65	2				
TENSIONER COMP., CAM CHAIN ...	E5	38	3								
TERMINAL SET, BRUSH	F2	51	2								

1

FOREWORD INDEX

2

ENGINE GROUP

3

FRAME GROUP

4

PART NUMBER INDEX

5

PART NAME INDEX

HONDA
The Power of Dreams



PARTS CATALOGUE NEWS

Honda Motor Co., Ltd. Service Division

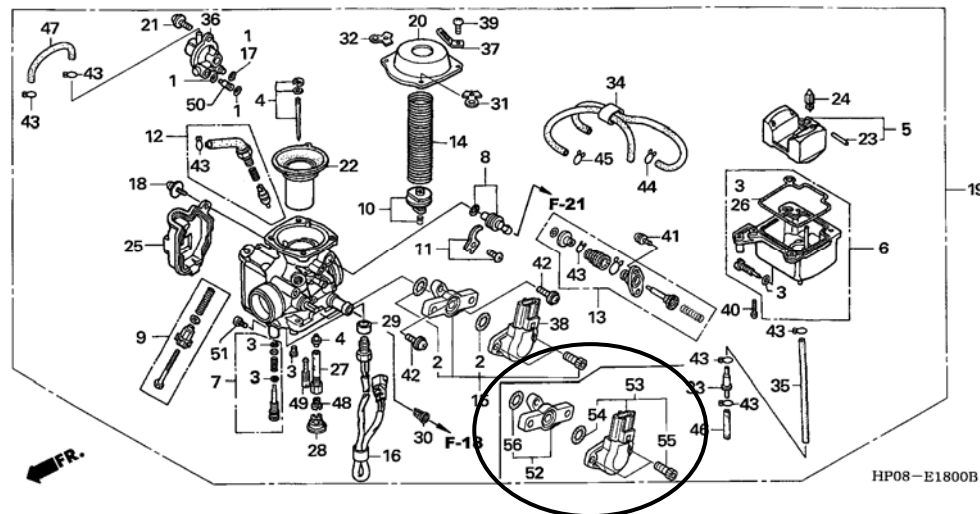
PARTS CATALOGUE - CORRECTED

Printed in Japan

CODE NO.	18HP0502
PARTS CATALOGUE TITLE	TRX500FE/TRX500FM/TRX500T M TRX500FE5/6 TRX500FM5/6 TRX500TM5/6
NEWS NO.	001

Block No.	Ref. No.	Note	Part No.	Description	Reqd. QTY			Serial No.	Parts catalogue code
					TRX500FE 5 6	TRX500FM 5 6	TRX500TM 5 6		

E-18 CARBURETOR



E-18	2	L	16010-HN2-003	GASKET SET	1	1	1	1	1	1	-----	VE6DA A
	15	L	16060-HP0-A01	SPACER SET, THROTTLE SENSOR ..	1	1	1	1	1	1	-----	VE6DA A

NOTE A:PART NO. CHANGE D:NEWLY PROVIDED E:PART NO.DELETION K:REQUIRED NO. CORRECTION L:APPLICATION SERIAL NO. CORRECTION
T:APPLICATION CORRECTION Z:REMARKS CHANGE

PARTS CATALOGUE NEWS

BOOKNo. : 18HP0502

Block No.	Ref. No.	Note	Part No.	Description	Reqd. QTY						Serial No.	Parts catalogue code
					TRX500FE 5	6	TRX500FM 5	6	TRX500TM 5	6		
	19	D	16100-HP0-A03	CARBURETOR ASSY. (VE6DA B) ...	1	1	1	1	1	1		
	38	L	37890-HN2-006	SENSOR ASSY., THROTTLE	1	1	1	1	1	1	-----	VE6DA A
	52	D	16060-HP0-A02	SPACER SET, THROTTLE SENSOR ..	1	1	1	1	1	1		VE6DA B
	53	D	16061-HP0-A01	SET, THROTTLE SENSOR	1	1	1	1	1	1		VE6DA B
	54	D	16075-HN2-A21	O-RING	1	1	1	1	1	1		VE6DA B
	55	D	16083-HP0-A01	BOLT, BREAK HEAD	2	2	2	2	2	2		VE6DA B
	56	D	91304-PT0-000	O-RING, 14.8X1.9	1	1	1	1	1	1		VE6DA B

NOTE A:PART NO. CHANGE D:NEWLY PROVIDED E:PART NO.DELETION K:REQUIRED NO. CORRECTION L:APPLICATION SERIAL NO. CORRECTION
T:APPLICATION CORRECTION Z:REMARKS CHANGE



PARTS CATALOGUE NEWS

Honda Motor Co., Ltd. Service Division

PARTS CATALOGUE - CORRECTED

Printed in Japan

CODE NO.	18HP0502
PARTS CATALOGUE TITLE	TRX500FE/TRX500FM/TRX500TM TRX500FE5/6 TRX500FM5/6 TRX500TM5/6
NEWS NO.	002

Block No.	Ref. No.	Note	Part No.	Description	Reqd. QTY						Serial No.	Parts catalogue code
					TRX500FE 5	6	TRX500FM 5	6	TRX500TM 5	6		
EOP-1	1	T	06113-HPO-A00	GASKET SHEET KIT A (COMPONENT PARTS)	1	1	1	1	1	1		
			12191-HPO-A00	GASKET, CYLINDER	1	1	1	1	1	1		
			12251-HPO-A00	GASKET, CYLINDER HEAD	1	1	1	1	1	1		
			12315-HPO-A00	GASKET, HEAD COVER	1	1	1	1	1	1		
			18291-MN4-920	GASKET, EX. PIPE	1	1	1	1	1	1		
	2	T	06114-HPO-A00	WASHER O-RING KIT A (COMPONENT PARTS)	1	1	1	1	1	1		
			90441-706-000	WASHER, SEALING, 6MM	4	4	4	4	4	4		
			91302-943-003	O-RING, 33.5X3	2	2	2	2	2	2		
			91303-428-003	O-RING, 7.7X2.5	2	2	2	2	2	2		
			91314-HN6-000	O-RING, 11X2.4	6	6	6	6	6	6		
	T	91352-MG2-792	O-RING, 39.5X2.6	1	1	1	1	1	1			
EOP-2	1	T	06115-HPO-A00	GASKET SHEET KIT B (COMPONENT PARTS)	1	1	1	1	1	1		
			11394-HPO-A00	GASKET, FR. CRANKCASE COVER ..	1	1	1	1	1	1		
			11395-HPO-A00	GASKET, RR. CRANKCASE COVER ..	1	1	1	1	1	1		

NOTE A:PART NO. CHANGE D:NEWLY PROVIDED E:PART NO.DELETION K:REQUIRED NO. CORRECTION L:APPLICATION SERIAL NO. CORRECTION
T:APPLICATION CORRECTION Z:REMARKS CHANGE

PARTS CATALOGUE NEWS

BOOKNo. : 18HPO502

Block No.	Ref. No.	Note	Part No.	Description	Reqd. QTY						Serial No.	Parts catalogue code
					TRX500FE 5	6	TRX500FM 5	6	TRX500TM 5	6		
		T	11396-HPO-A00	GASKET, A. C. GENERATOR COVER .	1	1	1	1	1	1		
	2	T	06116-HPO-A00	WASHER O-RING KIT B	-	-	1	1	-	-		
		T	06116-HPO-U00	1	1	-	-	-	-		
		T	06116-HPO-650 (COMPONENT PARTS)	-	-	-	-	1	1		
		T	90545-300-000	WASHER, OIL BOLT	1	1	-	-	-	-		
		T	91302-HB3-004	O-RING, 7.5X1.5	1	1	1	1	1	1		
		T	91302-KF0-003	O-RING, 54X2.4 (ARAI)	1	1	1	1	1	1		
		T	91302-377-000	O-RING, 15X2.5	1	1	1	1	1	1		
		T	91303-HA0-004	O-RING, 11X1.9 (NOK)	1	1	1	1	1	1		
		T	91303-377-000	O-RING, 13.8X2.5	1	1	1	1	1	1		
		T	91303-679-003	O-RING, 11.5X2.3	1	1	1	1	1	1		
		T	91304-HA5-003	O-RING, 10X2 (ARAI)	1	1	1	1	1	1		
		T	91307-KF0-003	O-RING, 18X3 (ARAI)	1	1	1	1	1	1		
		T	91308-HN0-A10	O-RING, ANGLE SENSOR	1	1	-	-	-	-		
		T	91308-MC7-000	O-RING, 8.2X1.5	1	1	1	1	1	1		
		T	91309-425-003	O-RING, 24.4X3.1 (ARAI)	1	1	1	1	1	1		
		T	91321-PF4-004	O-RING, 18.3X2.4 (NOK)	-	-	-	-	1	1		
		T	91361-MT3-003	O-RING, 22.1X1.9	-	-	-	-	1	1		
		T	94109-12000	WASHER, DRAIN PLUG, 12MM	1	1	1	1	1	1		

NOTE A:PART NO. CHANGE D:NEWLY PROVIDED E:PART NO.DELETION K:REQUIRED NO. CORRECTION L:APPLICATION SERIAL NO. CORRECTION
T:APPLICATION CORRECTION Z:REMARKS CHANGE



PARTS CATALOGUE NEWS

Honda Motor Co., Ltd. Service Division

PARTS CATALOGUE - CORRECTED

Printed in Japan

CODE NO.	18HP0502
PARTS CATALOGUE NEWS	TRX500FE/TRX500FM/TRX500T M TRX500FE5/6 TRX500FM5/6 TRX500TM5/6
NEWS NO.	003

Block No.	Ref. No.	Note	Part No.	Description	Reqd. QTY						Serial No.	Parts catalogue code
					TRX500FE 5 6	TRX500FM 5 6	TRX500TM 5 6					
F-33	11	E	90111-187-000	*PARTS NO. DELETION								
		D	90186-GBC-000	BOLT, FLANGE, 8X18	4	4	4	4	4	4		
	12	D	90111-187-000	BOLT, FLANGE, 6MM	6	6	6	6	6	6		
		E	90186-GBC-000	*PARTS NO. DELETION								

NOTE A:PART NO. CHANGE D:NEWLY PROVIDED E:PART NO.DELETION K:REQUIRED NO. CORRECTION L:APPLICATION SERIAL NO. CORRECTION
T:APPLICATION CORRECTION Z:REMARKS CHANGE



PARTS CATALOGUE NEWS

Honda Motor Co., Ltd. Service Division

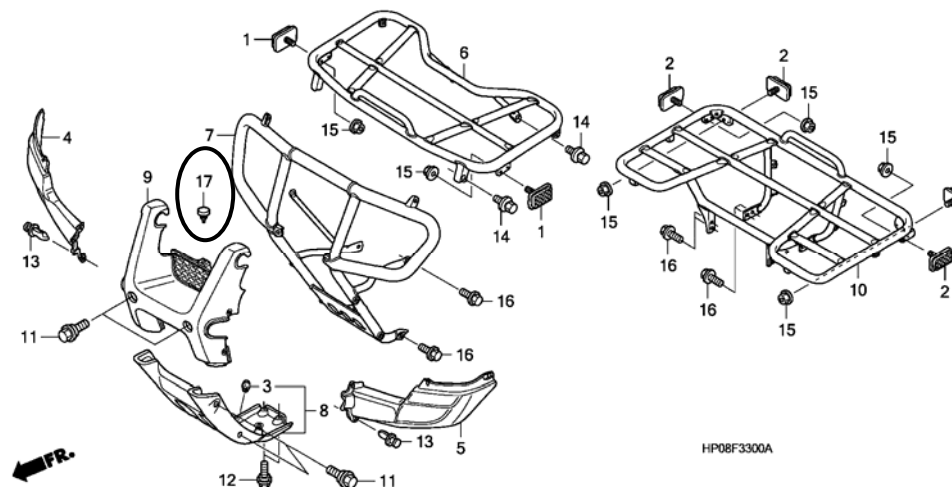
PARTS CATALOGUE - CORRECTED

Printed in Japan

CODE NO.	18HP0502
PARTS CATALOGUE NEWS	TRX500FE/TRX500FM/TRX500T M TRX500FE5/6 TRX500FM5/6 TRX500TM5/6
NEWS NO.	004

Block No.	Ref. No.	Note	Part No.	Description	Reqd. QTY			Serial No.	Parts catalogue code
					TRX500FE 5 6	TRX500FM 5 6	TRX500TM 5 6		
F-23	11	E	50505-GA7-730	*PARTS NO. DELETION					

F-33 CARRIER



F-33	17	D	50505-GA7-730	RUBBER, STAND STOPPER	1	1	1	1	1	1
------	----	---	---------------	-----------------------------	---	---	---	---	---	---

NOTE A:PART NO. CHANGE D:NEWLY PROVIDED E:PART NO.DELETION K:REQUIRED NO. CORRECTION L:APPLICATION SERIAL NO. CORRECTION
T:APPLICATION CORRECTION Z:REMARKS CHANGE



PARTS CATALOGUE NEWS

Honda Motor Co., Ltd. Service Division

PARTS CATALOGUE - CORRECTED

Printed in Japan

CODE NO.	18HP0502
PARTS CATALOGUE NEWS	TRX500FE/TRX500FM/TRX500TM TRX500FE5/6 TRX500FM5/6 TRX500TM5/6
NEWS NO.	005

Block No.	Ref. No.	Note	Part No.	Description	Reqd. QTY						Serial No.	Parts catalogue code
					TRX500FE 5 6	TRX500FM 5 6	TRX500TM 5 6					
F-30	5	E	50202-HN2-000	*PARTS NO. DELETION								
		D	50202-HN2-305	RUBBER SET, ENGINE LOWER MOUNTING (RIGHT AND LEFT SET)	1	1	1	1	1	1		

NOTE A:PART NO. CHANGE D:NEWLY PROVIDED E:PART NO.DELETION K:REQUIRED NO. CORRECTION L:APPLICATION SERIAL NO. CORRECTION
T:APPLICATION CORRECTION Z:REMARKS CHANGE

October 01, 2006



PARTS CATALOGUE NEWS

Honda Motor Co., Ltd. Service Division

PARTS CATALOGUE - CORRECTED

Printed in Japan

CODE NO.	18HP0502
PARTS CATALOGUE NEWS	TRX500FE/TRX500FM/TRX500TM TRX500FE5/6 TRX500FM5/6 TRX500TM5/6
NEWS NO.	006

Block No.	Ref. No.	Note	Part No.	Description	Reqd. QTY						Serial No.	Parts catalogue code
					TRX500FE		TRX500FM		TRX500TM			
					5	6	5	6	5	6		
F-16	8	D	43141-HA7-671	CAM, RR. BRAKE	-	1	-	1	-	1		

NOTE A:PART NO. CHANGE D:NEWLY PROVIDED E:PART NO.DELETION K:REQUIRED NO. CORRECTION L:APPLICATION SERIAL NO. CORRECTION
T:APPLICATION CORRECTION Z:REMARKS CHANGE



PARTS CATALOGUE NEWS

Honda Motor Co., Ltd. Service Division

PARTS CATALOGUE - CORRECTED

Printed in Japan

CODE NO.	18HP0502
PARTS CATALOGUE NEWS	TRX500FE/TRX500FM/TRX500TM TRX500FE5/6 TRX500FM5/6 TRX500TM5/6
NEWS NO.	007

Block No.	Ref. No.	Note	Part No.	Description	Reqd. QTY						Serial No.	Parts catalogue code
					TRX500FE 5 6	TRX500FM 5 6	TRX500TM 5 6					
E-14	1	Z	23211-HPO-A00	MAINSHAFT, TRANSMISSION (13T/18T)	1	1	1	1	1	1		

NOTE A:PART NO. CHANGE D:NEWLY PROVIDED E:PART NO.DELETION K:REQUIRED NO. CORRECTION L:APPLICATION SERIAL NO. CORRECTION
T:APPLICATION CORRECTION Z:REMARKS CHANGE