

TRX500FA5/FA6/FA7

TRX500FA5_F
TRX500FA5_G
TRX500FA5_H
TRX500FA6_F
TRX500FA6_G
TRX500FA6_H
TRX500FA7_G
TRX500FA7_H

PARTS CATALOGUE

3

FOREWORD INDEX

1

ENGINE GROUP

2

FRAME GROUP

3

PART NUMBER INDEX

4

PART NAME INDEX

5

Instruction for use of parts catalogue

- **This parts catalogue has been created as of September 20, 2016.**
 - Since this date, the sales practice for repair parts may have been changed or the parts may have been eliminated (listed for those not for sale).
 - The modified information is reflected on the latest Electronic Parts Catalogue (EPC). Also, refer to the parts catalogue news for any change.
 - See the parts catalogue news for any revision that is made after September 20, 2016.
- **Always specify the part number when ordering a part.**
 - Check the model, type, serial numbers, color, maker, and the size as needed before ordering a part.
 - Note that the illustrations (part drawings) can differ from the actual parts in shape. They are given just to help you to refer to the parts.
- **When modifications or additions to this parts catalogue are made, a revised edition will be issued at an appropriate time, with successively progressing revision numbers on the cover. We recommend obtaining such revisions in order to keep your parts catalogue up-to-date at all times. To check whether a parts catalogue revision has been issued, please contact your Honda distributor.**

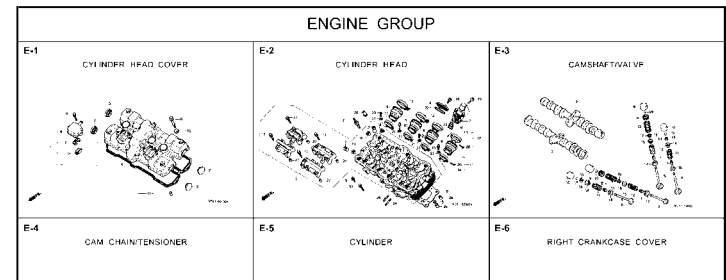
Initial version issue date
August 10, 2014
Honda Motor Co., Ltd.

CONTENTS

	Page
● Instruction for use of parts catalogue	1
● How to refer to the part information	2
● Part catalogue structure	3
● When the parts were revised.....	5
● Abbreviations used in the parts catalogue.....	5
● Part block and serial number check	6
● Color label attachment position check.....	6
● Models, parts catalogue codes and applicable serial numbers.....	7
● Color label	8
● Color chart.....	9
● Fuel hose, general purpose hoses and vinyl hose	26
● FLAT RATE SERVICE TIME	30
● Illustrated index	36
● ENGINE GROUP.....	44
● FRAME GROUP.....	79
● PART NO. INDEX.....	142
● PART NAME INDEX.....	147

How to refer to the part information

A Reference with "Illustrated index"



B Reference with "Part number index"

PART NO. INDEX			
Part Number	Page	Ref.	
04000			13323-MY9-751 28 10
			13324-MY9-751 28 10
04911-MCE-000	26	1	13325-MY9-751 28 10
			13327-MY9-751 28 10
06000			14000
06405-MY5-P00	67	3	14100-MCE-000 13 2
06405-MY5-P10	67	3	14200-MCE-000 13 3
06410-MY9-860	56	1	14321-MCE-000 16 2
06435-MCE-006	55	1	14401-MCE-003 16 3
06451-166-405	51	2	14510-MCE-000 16 4
06451-443-405	55	2	14520-MY9-691 16 5
06451-MA7-405	51	1	14524-MY9-690 16 6
06455-MCE-006	51	3	14546-MCE-000 16 7
			14620-MY9-691 16 8
11000			14711-MCE-000 13 4
11210-MCE-000	25	1	14712-MCE-000 13 5
11330-MCE-305	18	1	14721-MCE-000 13 6
11333-RT3-000	22	1	14722-MCE-000 13 7
11335-MCE-000	18	2	14730-MCE-000 13 8
11360-MCE-000	23	1	14731-MCE-000 13 9
11365-MCE-000	23	2	14731-MY9-751 13 10
11396-MY9-000	18	3	14751-MY2-000 13 11
11631-MCE-000	21	1	14751-MCE-000 13 12
11691-MY9-000	21	2	14761-MCE-000 13 13

C Reference with "Part name index"

PART NAME INDEX			
Part name	Page	Ref.	Pe
[A]			
ADJUSTER, CHAIN	67	5	BOLT, CHANGE
ARM COMP., GEAR CHANGE	64	3	BOLT, CLUTCH
ARM, L. MAIN STEP	65	8	BOLT, CONNECT
ARM, L. PILLION STEP	65	12	BOLT, DISK, 4
ARM, R. MAIN STEP	65	5	BOLT, DRAIN F
ARM, R. PILLION STEP	65	11	BOLT, FLANGE
AUTO COOK ASSY., FUEL	73	3	BOLT, FLANGE
AXLE, FR. WHEEL	52	5	BOLT, FLANGE
AXLE, RR. WHEEL	56	3	BOLT, FLANGE
[B]			
BAG, AIR PRESSURE GAUGE	77	4	BOLT, FLANGE
BAG, SERVICE BOOK	77	1	BOLT, FLANGE
BAG, TOOL	77	3	BOLT, FLANGE
BALL, STEEL	65	20	BOLT, FLANGE
BAND A, INSULATOR	11	11	BOLT, FLANGE
BAND B, INSULATOR	11	12	BOLT, FLANGE
BAND, AIR CLEANER CONNECTING TUBE	62	22	BOLT, FLANGE
BAND, U-LOCK	70	3	BOLT, FLANGE
BAND, WIRE	26	14	BOLT, FLANGE
	63	21	BOLT, FLANGE
	74	18	BOLT, FLANGE

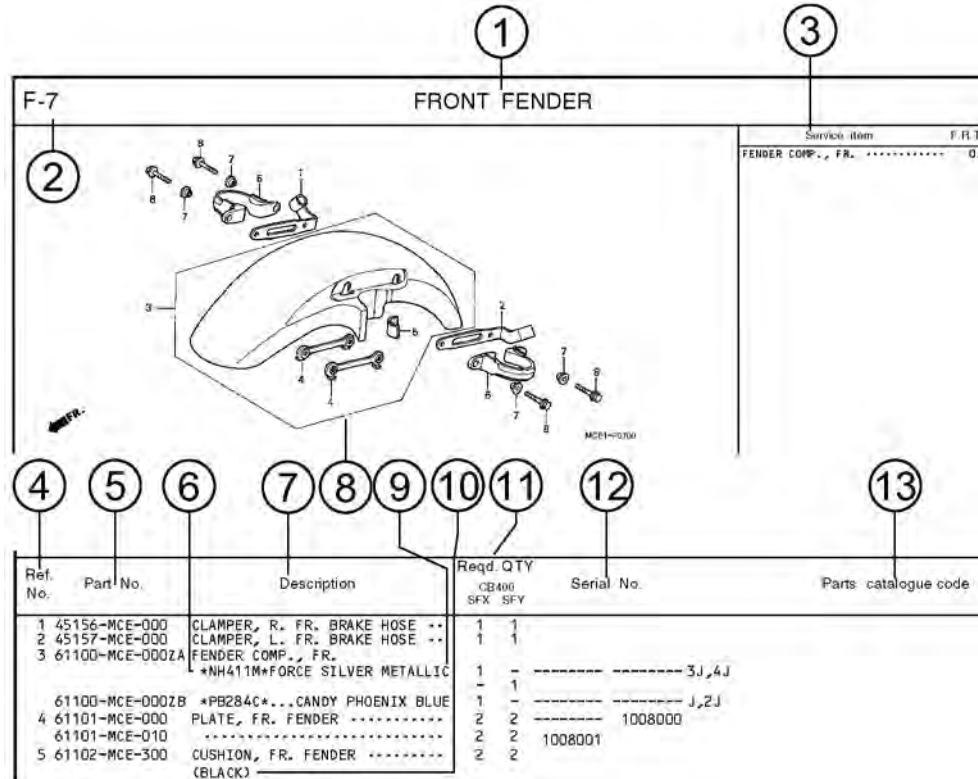
F-7 FRONT FENDER

		Service item	F.R.T.
		FENDER COMP., FR.	0.3

Ref. No.	Part No.	Description	Reqd. QTY CB400 SPX SPY	Serial No.	Parts catalogue code
1	45156-MCE-000	CLAMPER, R. FR. BRAKE HOSE	1 1		
2	45157-MCE-000	CLAMPER, L. FR. BRAKE HOSE	1 1		
3	61100-MCE-000A	FENDER COMP., FR. *NH41M*FORCE SILVER METALLIC	1 -	----- 3J,4J	
	61100-MCE-000B	*PB284C*...CANDY PHOENIX BLUE	1 -	----- J,2J	
4	61101-MCE-000	PLATE, FR. FENDER	2 2	1008000	
	61101-MCE-010	-----	2 2	1008001	
5	61102-MCE-300	CUSHION, FR. FENDER (BLACK)	2 2		
6	61105-MCE-000	STAY, FR. FENDER MOUNTING	2 2		
7	61107-MR7-000	COLLAR (6.5)	4 4		
8	96001-06020-00	BOLT, FLANGE, 6X20	4 4		

2000.09.01 E

Part catalogue structure



① Block title ② Block number

③ Service item/Flat rate time

④ Reference number

- Title number marked with the parenthesis or parentheses indicates that it continues from the previous page.

⑤ Part number ⑥ Honda color code

⑦ Description

⑧ Assemblies

- Sections framed with broken lines in the exploded view drawings are available as complete assemblies. (Their individual parts can also be obtained.)

⑨ Color description

⑩ Note

- Notes are shown with the parentheses in the part name column.

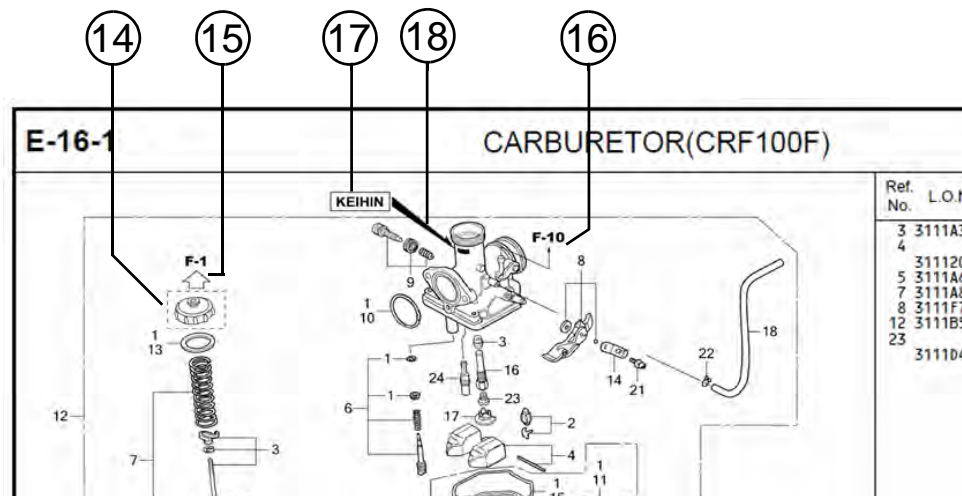
⑪ Required quantity

- Reqd. QTY shown in the parenthesis or parentheses indicates the optional part.
- Reqd. QTY marked with "N" indicates the optional part that should be selected as needed.
- Reqd. QTY indicates the number of the part used in the block.

⑫ Serial number

⑬ Parts catalogue code

- When the parts catalogue code column is blank, it indicates that the part is applicable to all codes.



⑭
 • Parts enclosed within a dotted line are covered in a different block.

⑮
 • A hollow arrow indicates the block No. for the parts enclosed within a dotted line .


⑯
 • A solid arrow indicates the block No. the part in question is connected to.

⑰ **Replacement Identification Information for Designated Part No.**

⑱ **Location of Replacement Identification Information for Designated Part No.**

- If an arrow mark is indicated in 18, the part is incompatible with a different part No.
- Make sure to order the part of the same manufacture, including the component part.
- To make an order, indicate the part No., which includes the symbol displayed on the applicable section of the part to be replaced.

When the parts were revised



Ref. No.	Part No.	Description	Reqd. QTY		Serial No.
			CB400 SFX	SFY	
1	45156-MCE-000	CLAMPER, R. FR. BRAKE HOSE ..	1	1	
2	45157-MCE-000	CLAMPER, L. FR. BRAKE HOSE ..	1	1	
3	61100-MCE-000ZA	FENDER COMP., FR. *NH411M*FORCE SILVER METALLIC	1	-	-----3J,4J
	61100-MCE-000ZB	*PB284C*...CANDY PHOENIX BLUE	1	-	-----J,2J
4	61101-MCE-000	PLATE, FR. FENDER (###).....	2	2	-----1008000
	61101-MCE-010	2	2	-----1008001
5	61102-MCE-300	CUSHION, FR. FENDER (BLACK)	2	2	
6	61105-MCE-000	STAY, FR. FENDER MOUNTING ...	2	2	
7	61107-MR7-000	COLLAR (6,5)	4	4	
8	96001-06020-00	BOLT, FLANGE, 6X20	4	4	


The number has been used from the initial model without revision.

When shown at the left side, it is applicable to the models of No.1008001 and the subsequent numbers.

When shown at the right side, it is applicable to the models up to No.1008000.

The parts listed with "###" at the end of the parts name have limited supply period (parts not for sale).

Abbreviations used in the parts catalogue

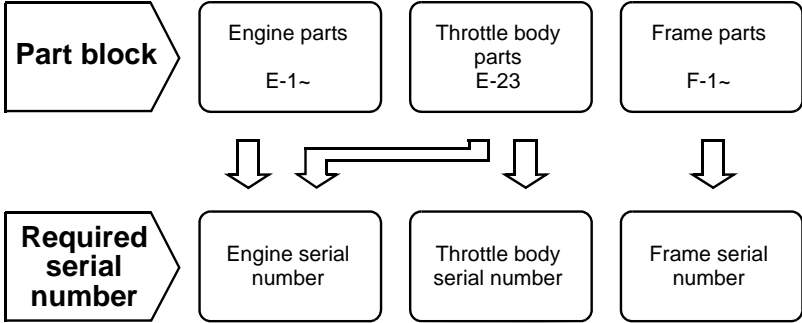


* "L." or "R." in the description of a part stands for the LEFT hand side or the RIGHT hand side. Determine the left or right as if you were in the motorcycle seat.

The following abbreviations are used in this parts catalogue.

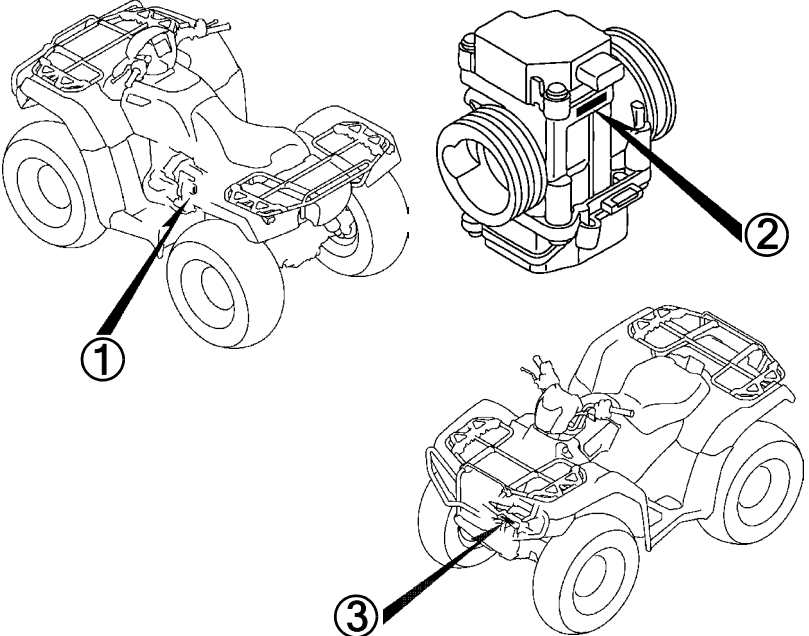
A Ampere	L.Left
ABS Anti-lock brake system	L (100L) .Link (100 Links)
A.C. Alternating current	L.E.D.Light emitted diode
A.M. Attaching mark	MMMillimeter
ASSY. Assembly	MPHMiles per hour
C.D.I. Capacitive discharge ignition	R.Right
COMP. ... Complete	RR.Rear
D.C. Direct current	STD.Standard
EX. Exhaust	T (22T) ...Tooth (22 Teeth)
FR. Front	TCSTraction control system
G Gram	T.M.Transcript mark
HEX. Hexagonal	VVolt
IN. Inlet	WWatt
KPH Kilometers per hour	WLWith labelling
	WOLWithout labelling

Part block and serial number check

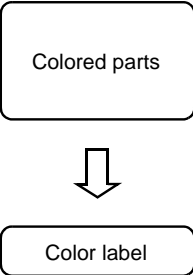


Check point

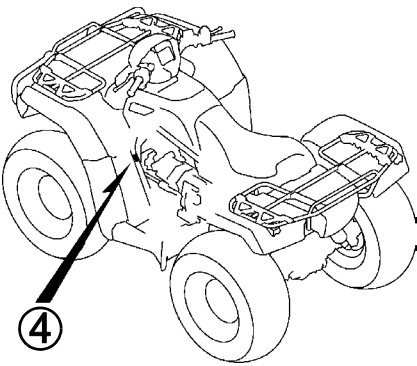
① ② ③



Color label attachment position check



④



Models, parts catalogue codes and applicable serial numbers

Models, parts catalogue codes and applicable serial Nos. given in this parts catalogue can be identified as follows.
 Parts with parts catalogue codes are exclusive for models destined for countries designated.
 If no area codes are listed, parts are for common use.

Model	Parts catalogue code	Type	Applicable engine serial No.	Applicable frame serial No.	Applicable throttle body serial No.
TRX500FA5F	ED	European direct sales	TE46E-8100001~8199999	1HFTE466*F4000001~F4049999	GQ3QA A
	U	Australia	TE46E-8100001~8199999	1HFTE46U*F4000001~F4049999	
TRX500FA5G	ED	European direct sales	TE46E-8200001~8299999	1HFTE466*G4100001~G4149999	GQ3QA A
	U	Australia	TE46E-8200001~8299999	1HFTE46U*G4100001~G4149999	
TRX500FA5H	ED	European direct sales	TE46E-8300001~	1HFTE466*H4200001~	GQ3QA A
TRX500FA6F	ED	European direct sales	TE46E-8100001~8199999	1HFTE467*F4000001~F4049999	GQ3QA A
	U	Australia	TE46E-8100001~8199999	1HFTE46U*F4050001~F4099999	
TRX500FA6G	ED	European direct sales	TE46E-8200001~8299999	1HFTE467*G4100001~G4149999	GQ3QA A
	U	Australia	TE46E-8200001~8299999	1HFTE46U*G4150001~G4169999	
TRX500FA6H	ED	European direct sales	TE46E-8300001~	1HFTE467*H4200001~	GQ3QA A
	U	Australia	TE46E-8300001~	1HFTE46U*H4200001~	
TRX500FA7G	U	Australia	TE46E-8200001~8299999	1HFTE46U*G4170001~G4199999	GQ3QA A
TRX500FA7H	U	Australia	TE46E-8300001~	1HFTE46U*H4250001~	GQ3QA A

* Of carburetor/throttle body identification numbers, only the portions underlined in the example below are used for registration.

GQ3QA A KC 7

1

Color label

- When ordering parts, check the model name, main color, and code by observing the “COLOR LABEL” on the vehicle.
- When ordering a colored part, use the color chart in the instruction for use of parts catalogue.

VFR800FIW COLOR R-157 CODE R157		MODEL	VFR800FIW					
	No.	COLOR	Sparkling silver metallic	Mute black metallic	Applicable model		Applicable block No.	Re
		CODE	NH-295M	NH-359M	Initial applicable model	Final applicable model		
	Name of colored parts	Basic part No.	NH295	NH359				
	1							
	2							
	3							
	4							
	5							
	6							
	7							
	8							
	9							
	10							

Color chart

- When ordering a colored part, refer to the chart below and use a part number consisting of the relevant basic part number to which has been added a part color code.

TRX500FA5 (TRX500FA5F)

No.	MODEL		TRX500FA5F					
	COLOR		Adventure green	Patriot red	Applicable model		Applicable block No.	Ref. No.
	CODE		G-152	R-232	Initial applicable model	Final applicable model		
	Name of colored parts	Basic part No.	G152	R232				
1	ARM ASSY., L. FR. LOWER	51360-HR6-A60	ZB	ZB			F-15	4
2	ARM ASSY., L. FR. UPPER	51380-HR6-A60	ZB	ZB			F-15	7
3	ARM ASSY., L. RR. LOWER	52360-HR6-A60	ZB	ZB			F-35	4
4	ARM ASSY., L. RR. UPPER	52380-HR6-A60	ZB	ZB			F-35	6
5	ARM ASSY., R. FR. LOWER	51350-HR6-A60	ZB	ZB			F-15	3
6	ARM ASSY., R. FR. UPPER	51370-HR6-A60	ZB	ZB			F-15	5
7	ARM ASSY., R. RR. LOWER	52350-HR6-A60	ZB	ZB			F-35	3
8	ARM ASSY., R. RR. UPPER	52370-HR6-A60	ZB	ZB			F-35	5
9	CAP, FR. COVER	64365-040-000	ZH	ZH			F-12	15
10	CARRIER, FR. LUGGAGE	81100-HR6-A60	ZA	ZA			F-51	3
11	CARRIER, LUGGAGE	81300-HR6-G60	ZA	ZA			F-51	6
12	COVER SET, FR. CENTER	61305-HR6-G60	ZB	ZB			F-12	13
13	COVER SET, L. SIDE	83655-HR6-A60	ZC	ZD			F-28-10	7
14	COVER SET, R. SIDE	83555-HR6-A60	ZC	ZD			F-28-10	3
15	COVER, ASSIST HEADLIGHT	53205-HR6-A60	ZD	ZA			F-8	6
16	COVER, METER	53206-HR6-A60	ZA	ZA			F-8	7
17	COVER, RR. FENDER	80210-HR6-A60	ZA	ZA			F-40	6
18	COVER, TANK	83700-HR6-A60	ZA	ZA			F-28-10	8
19	CUSHION ASSY., FR.	51400-HR6-A61	ZA	ZA			F-14	1
20	CUSHION ASSY., RR.	52400-HR6-A61	ZB	ZB			F-39	2

TRX500FA5 (TRX500FA5F)

No.	MODEL		TRX500FA5F					
	COLOR		Adventure green	Patriot red	Applicable model		Applicable block No.	Ref. No.
	CODE		G-152	R-232	Initial applicable model	Final applicable model		
	Name of colored parts	Basic part No.	G152	R232				
21	EMBLEM, L. FUEL TANK COVER	87122-HP0-A20	ZB	-			F-54	2
22	EMBLEM, R. FUEL TANK COVER	87121-HP0-A20	ZB	-			F-54	1
23	FENDER SET, RR.	80110-HR6-A60	ZC	ZD			F-40	3
24	FENDER SET, RR.	80110-HR6-J60	ZB	ZC			F-40	3
25	FENDER, L. FR.	61200-HR4-A20	ZC	ZA			F-12	12
26	FENDER, L. FR.	61200-HR4-J20	ZC	ZA			F-12	12
27	FENDER, R. FR.	61100-HR4-A20	ZC	ZA			F-12	4
28	FENDER, R. FR.	61100-HR4-J20	ZC	ZA			F-12	4
29	GRILLE, FR.	81170-HR6-A60	ZA	ZA			F-51	5
30	GRIP, DRIVE SELECT LEVER	54050-HL1-A00	ZA	ZA			F-13	1
31	GUARD, ENGINE	50360-HR3-A20	ZA	ZA			F-46	12
32	LID ASSY., GLOVE BOX	61110-HR4-A20	ZC	ZA			F-12	10
33	LID SET, TOOL BOX	80215-HR6-G60	ZB	ZB			F-40	8
34	LID, OIL CHECK	83653-HR6-A60	ZD	ZA			F-28-10	5
35	LID, RADIATOR CAP	61310-HR3-A20	ZA	ZA			F-12	14
36	MARK, FR. CENTER COVER	86611-HR6-G60	ZA	ZA			F-54	5
37	MARK, L. WING	86202-HR6-A60	-	ZC			F-54	2
38	MARK, R. WING	86201-HR6-A60	-	ZC			F-54	1
39	MARK, RR. FENDER	86801-HR6-A60	ZB	ZB			F-54	7
40	MARK, TOOL BOX LID	86802-HR6-G60	ZB	ZB			F-54	8
41	MUDGUARD, L. CENTER	80122-HR6-A60	ZA	ZA			F-40	5
42	MUDGUARD, R. CENTER	80121-HR3-A20	ZA	ZA			F-40	4
43	PIPE COMP., FR. CARRY	81150-HR6-G60	ZA	ZA			F-51	4
44	PLUG, GLOVE BOX	61103-HR0-F00	ZA	ZA			F-12	6
45	SEAT COMP.	77100-HR6-A61	ZA	ZA			F-29	1

TRX500FA5 (TRX500FA5F)

No.	MODEL		TRX500FA5F					
	COLOR		Adventure green	Patriot red	Applicable model		Applicable block No.	Ref. No.
	CODE		G-152	R-232	Initial applicable model	Final applicable model		
	Name of colored parts	Basic part No.	G152	R232				
46	SEAT COMP.	77100-HR6-J60	ZA	ZA			F-29	1
47	SPACER, ACCESSORY SOCKET INSIDE	61104-HN5-670	ZA	ZA			F-12	7
48	SPACER, ACCESSORY SOCKET OUTSIDE	61103-HN5-670	ZB	ZB			F-12	5
49	WHEEL SUB ASSY., FR.	44650-HR5-A20	ZA	ZA			F-20	3
50	WHEEL SUB ASSY., RR.	42650-HR5-A20	ZA	ZA			F-21	2



TRX500FA5 (TRX500FA5G)

No.	MODEL		TRX500FA5G					
	COLOR		Adventure green	Patriot red	Applicable model		Applicable block No.	Ref. No.
	CODE		G-152	R-232	Initial applicable model	Final applicable model		
	Name of colored parts	Basic part No.	G152	R232				
1	ARM ASSY., L. FR. LOWER	51360-HR6-A60	ZB	ZB			F-15	4
2	ARM ASSY., L. FR. UPPER	51380-HR6-A60	ZB	ZB			F-15	7
3	ARM ASSY., L. RR. LOWER	52360-HR6-A60	ZB	ZB			F-35	4
4	ARM ASSY., L. RR. UPPER	52380-HR6-A60	ZB	ZB			F-35	6
5	ARM ASSY., R. FR. LOWER	51350-HR6-A60	ZB	ZB			F-15	3
6	ARM ASSY., R. FR. UPPER	51370-HR6-A60	ZB	ZB			F-15	5
7	ARM ASSY., R. RR. LOWER	52350-HR6-A60	ZB	ZB			F-35	3
8	ARM ASSY., R. RR. UPPER	52370-HR6-A60	ZB	ZB			F-35	5
9	CAP, FR. COVER	64365-040-000	ZH	ZH			F-12	15
10	CARRIER, FR. LUGGAGE	81100-HR6-A60	ZA	ZA			F-51	3
11	CARRIER, LUGGAGE	81300-HR6-G60	ZA	ZA			F-51	6
12	COVER SET, FR. CENTER	61305-HR6-G60	ZB	ZB			F-12	13
13	COVER SET, L. SIDE	83655-HR6-A60	ZC	ZD			F-28-10	7
14	COVER SET, R. SIDE	83555-HR6-A60	ZC	ZD			F-28-10	3
15	COVER, ASSIST HEADLIGHT	53205-HR6-A60	ZD	ZA			F-8	6
16	COVER, METER	53206-HR6-A60	ZA	ZA			F-8	7
17	COVER, RR. FENDER	80210-HR6-A60	ZA	ZA			F-40	6
18	COVER, TANK	83700-HR6-A60	ZA	ZA			F-28-10	8
19	CUSHION ASSY., FR.	51400-HR6-A61	ZA	ZA			F-14	1
20	CUSHION ASSY., RR.	52400-HR6-A61	ZB	ZB			F-39	2
21	EMBLEM, L. FUEL TANK COVER	87122-HP0-A20	ZB	-			F-54	2
22	EMBLEM, R. FUEL TANK COVER	87121-HP0-A20	ZB	-			F-54	1
23	FENDER SET, RR.	80110-HR6-A60	ZC	ZD			F-40	3
24	FENDER SET, RR.	80110-HR6-J60	ZB	ZC			F-40	3
25	FENDER, L. FR.	61200-HR4-A20	ZC	ZA			F-12	12

TRX500FA5 (TRX500FA5g)

No.	MODEL		TRX500FA5G					
	COLOR		Adventure green	Patriot red	Applicable model		Applicable block No.	Ref. No.
	CODE		G-152	R-232	Initial applicable model	Final applicable model		
	Name of colored parts	Basic part No.	G152	R232				
26	FENDER, L. FR.	61200-HR4-J20	ZC	ZA			F-12	12
27	FENDER, R. FR.	61100-HR4-A20	ZC	ZA			F-12	4
28	FENDER, R. FR.	61100-HR4-J20	ZC	ZA			F-12	4
29	GRILLE, FR.	81170-HR6-A60	ZA	ZA			F-51	5
30	GRIP, DRIVE SELECT LEVER	54050-HL1-A00	ZA	ZA			F-13	1
31	GUARD, ENGINE	50360-HR3-A20	ZA	ZA			F-46	12
32	LID ASSY., GLOVE BOX	61110-HR4-A20	ZC	ZA			F-12	10
33	LID SET, TOOL BOX	80215-HR6-G60	ZB	ZB			F-40	8
34	LID, OIL CHECK	83653-HR6-A60	ZD	ZA			F-28-10	5
35	LID, RADIATOR CAP	61310-HR3-A20	ZA	ZA			F-12	14
36	MARK, FR. CENTER COVER	86611-HR6-G60	ZA	ZA			F-54	5
37	MARK, L. WING	86202-HR6-A60	-	ZC			F-54	2
38	MARK, R. WING	86201-HR6-A60	-	ZC			F-54	1
39	MARK, RR. FENDER	86801-HR6-A60	ZB	ZB			F-54	7
40	MARK, TOOL BOX LID	86802-HR6-G60	ZB	ZB			F-54	8
41	MUDGUARD, L. CENTER	80122-HR6-A60	ZA	ZA			F-40	5
42	MUDGUARD, R. CENTER	80121-HR3-A20	ZA	ZA			F-40	4
43	PIPE COMP., FR. CARRY	81150-HR6-G60	ZA	ZA			F-51	4
44	PLUG, GLOVE BOX	61103-HR0-F00	ZA	ZA			F-12	6
45	SEAT COMP.	77100-HR6-A61	ZA	ZA			F-29	1
46	SEAT COMP.	77100-HR6-J60	ZA	ZA			F-29	1
47	SPACER, ACCESSORY SOCKET INSIDE	61104-HN5-670	ZA	ZA			F-12	7
48	SPACER, ACCESSORY SOCKET OUTSIDE	61103-HN5-670	ZB	ZB			F-12	5
49	WHEEL SUB ASSY., FR.	44650-HR5-A20	ZA	ZA			F-20	3
50	WHEEL SUB ASSY., RR.	42650-HR5-A20	ZA	ZA			F-21	2

TRX500FA5 (TRX500FA5H)

No.	MODEL		TRX500FA5H					
	COLOR		Adventure green	Patriot red	Applicable model		Applicable block No.	Ref. No.
	CODE		G-152	R-232	Initial applicable model	Final applicable model		
	Name of colored parts	Basic part No.	G152	R232				
1	ARM ASSY., L. FR. LOWER	51360-HR6-A60	ZB	ZB			F-15	4
2	ARM ASSY., L. FR. UPPER	51380-HR6-A60	ZB	ZB			F-15	7
3	ARM ASSY., L. RR. LOWER	52360-HR6-A60	ZB	ZB			F-35	4
4	ARM ASSY., L. RR. UPPER	52380-HR6-A60	ZB	ZB			F-35	6
5	ARM ASSY., R. FR. LOWER	51350-HR6-A60	ZB	ZB			F-15	3
6	ARM ASSY., R. FR. UPPER	51370-HR6-A60	ZB	ZB			F-15	5
7	ARM ASSY., R. RR. LOWER	52350-HR6-A60	ZB	ZB			F-35	3
8	ARM ASSY., R. RR. UPPER	52370-HR6-A60	ZB	ZB			F-35	5
9	CAP, FR. COVER	64365-040-000	ZH	ZH			F-12	15
10	CARRIER, FR. LUGGAGE	81100-HR6-A60	ZA	ZA			F-51	3
11	CARRIER, LUGGAGE	81300-HR6-G60	ZA	ZA			F-51	6
12	COVER SET, FR. CENTER	61305-HR6-G60	ZB	ZB			F-12	13
13	COVER SET, L. SIDE	83655-HR5-630	ZE	ZF			F-28-10	7
14	COVER SET, R. SIDE	83555-HR5-630	ZE	ZF			F-28-10	3
15	COVER, ASSIST HEADLIGHT	53205-HR6-660	ZE	ZB			F-8	6
16	COVER, METER	53206-HR6-A60	ZA	ZA			F-8	7
17	COVER, RR. FENDER	80210-HR6-A60	ZA	ZA			F-40	6
18	COVER, TANK	83700-HR6-A60	ZA	ZA			F-28-10	8
19	CUSHION ASSY., FR.	51400-HR6-A61	ZA	ZA			F-14	1
20	CUSHION ASSY., RR.	52400-HR6-A61	ZB	ZB			F-39	2
21	EMBLEM, L. FUEL TANK COVER	87122-HP0-A20	ZB	-			F-54	2
22	EMBLEM, R. FUEL TANK COVER	87121-HP0-A20	ZB	-			F-54	1
23	FENDER SET, RR.	80110-HR6-D60	ZA	ZB			F-40	3
24	FENDER, L. FR.	61200-HR4-T20	ZB	ZA			F-12	12
25	FENDER, R. FR.	61100-HR4-T20	ZB	ZA			F-12	4

TRX500FA5 (TRX500FA5H)

No.	MODEL		TRX500FA5H					
	COLOR		Adventure green	Patriot red	Applicable model		Applicable block No.	Ref. No.
	CODE		G-152	R-232	Initial applicable model	Final applicable model		
	Name of colored parts	Basic part No.	G152	R232				
26	GRILLE, FR.	81170-HR6-A60	ZA	ZA			F-51	5
27	GRIP, DRIVE SELECT LEVER	54050-HL1-A00	ZA	ZA			F-13	1
28	GUARD, ENGINE	50360-HR3-A20	ZA	ZA			F-46	12
29	LID ASSY., GLOVE BOX	61110-HR4-L20	ZF	ZB			F-12	10
30	LID SET, TOOL BOX	80215-HR6-G60	ZB	ZB			F-40	8
31	LID, OIL CHECK	83653-HR6-660	ZE	ZB			F-28-10	5
32	LID, RADIATOR CAP	61310-HR3-A20	ZA	ZA			F-12	14
33	MARK, FR. CENTER COVER	86611-HR6-G60	ZA	ZA			F-54	5
34	MARK, L. WING	86202-HR6-A60	-	ZC			F-54	2
35	MARK, R. WING	86201-HR6-A60	-	ZC			F-54	1
36	MARK, RR. FENDER	86801-HR6-A60	ZB	ZB			F-54	7
37	MARK, TOOL BOX LID	86802-HR6-G60	ZB	ZB			F-54	8
38	MUDGUARD, L. CENTER	80122-HR6-A60	ZA	ZA			F-40	5
39	MUDGUARD, R. CENTER	80121-HR3-A20	ZA	ZA			F-40	4
40	PIPE COMP., FR. CARRY	81150-HR6-G60	ZA	ZA			F-51	4
41	PLUG, GLOVE BOX	61103-HR0-F00	ZA	ZA			F-12	6
42	SEAT COMP.	77100-HR6-J60	ZA	ZA			F-29	1
43	SPACER, ACCESSORY SOCKET INSIDE	61104-HN5-670	ZA	ZA			F-12	7
44	SPACER, ACCESSORY SOCKET OUTSIDE	61103-HN5-670	ZB	ZB			F-12	5
45	WHEEL SUB ASSY., FR.	44650-HR5-A20	ZA	ZA			F-20	3
46	WHEEL SUB ASSY., RR.	42650-HR5-A20	ZA	ZA			F-21	2



TRX500FA6 (TRX500FA6F)

No.	MODEL		TRX500FA6F				
	COLOR		Patriot red	Applicable model		Applicable block No.	Ref. No.
	CODE		R-232	Initial applicable model	Final applicable model		
	Name of colored parts	Basic part No.	R232				
1	ARM ASSY., L. FR. LOWER	51360-HR6-A60	ZB			F-15	4
2	ARM ASSY., L. FR. UPPER	51380-HR6-A60	ZB			F-15	7
3	ARM ASSY., L. RR. LOWER	52360-HR6-A60	ZB			F-35	4
4	ARM ASSY., L. RR. UPPER	52380-HR6-A60	ZB			F-35	6
5	ARM ASSY., R. FR. LOWER	51350-HR6-A60	ZB			F-15	3
6	ARM ASSY., R. FR. UPPER	51370-HR6-A60	ZB			F-15	5
7	ARM ASSY., R. RR. LOWER	52350-HR6-A60	ZB			F-35	3
8	ARM ASSY., R. RR. UPPER	52370-HR6-A60	ZB			F-35	5
9	CAP, FR. COVER	64365-040-000	ZH			F-12	15
10	CARRIER, FR. LUGGAGE	81100-HR6-A60	ZA			F-51	3
11	CARRIER, LUGGAGE	81300-HR6-G60	ZA			F-51	6
12	COVER SET, FR. CENTER	61305-HR6-G70	ZC			F-12	13
13	COVER SET, L. SIDE	83655-HR6-A60	ZD			F-28-10	7
14	COVER SET, R. SIDE	83555-HR6-A60	ZD			F-28-10	3
15	COVER, ASSIST HEADLIGHT	53205-HR6-A60	ZA			F-8	6
16	COVER, METER	53206-HR6-A60	ZA			F-8	7
17	COVER, RR. FENDER	80210-HR6-A60	ZA			F-40	6
18	COVER, TANK	83700-HR6-A60	ZA			F-28-10	8
19	CUSHION ASSY., FR.	51400-HR6-A71	ZB			F-14	1
20	CUSHION ASSY., RR.	52400-HR6-A61	ZB			F-39	2
21	FENDER SET, RR.	80110-HR6-A60	ZD			F-40	3
22	FENDER SET, RR.	80110-HR6-J60	ZC			F-40	3
23	FENDER, L. FR.	61200-HR4-A20	ZA			F-12	12
24	FENDER, L. FR.	61200-HR4-J20	ZA			F-12	12
25	FENDER, R. FR.	61100-HR4-A20	ZA			F-12	4

TRX500FA6 (TRX500FA6F)

No.	MODEL		TRX500FA6F				
	COLOR		Patriot red	Applicable model		Applicable block No.	Ref. No.
	CODE		R-232	Initial applicable model	Final applicable model		
	Name of colored parts	Basic part No.	R232				
26	FENDER, R. FR.	61100-HR4-J20	ZA			F-12	4
27	GRILLE, FR.	81170-HR6-A60	ZA			F-51	5
28	GRIP, DRIVE SELECT LEVER	54050-HL1-A00	ZA			F-13	1
29	GUARD, ENGINE	50360-HR3-A20	ZA			F-46	12
30	LID ASSY., GLOVE BOX	61110-HR4-A20	ZA			F-12	10
31	LID SET, TOOL BOX	80215-HR6-G60	ZB			F-40	8
32	LID, OIL CHECK	83653-HR6-A60	ZA			F-28-10	5
33	LID, RADIATOR CAP	61310-HR3-A20	ZA			F-12	14
34	MARK, FR. CENTER COVER	86611-HR6-G70	ZB			F-54	6
35	MARK, L. WING	86202-HR6-A60	ZC			F-54	2
36	MARK, R. WING	86201-HR6-A60	ZC			F-54	1
37	MARK, RR. FENDER	86801-HR6-A60	ZB			F-54	7
38	MARK, TOOL BOX LID	86802-HR6-G60	ZB			F-54	8
39	MUDGUARD, L. CENTER	80122-HR6-A60	ZA			F-40	5
40	MUDGUARD, R. CENTER	80121-HR3-A20	ZA			F-40	4
41	PIPE COMP., FR. CARRY	81150-HR6-G60	ZA			F-51	4
42	PLUG, GLOVE BOX	61103-HR0-F00	ZA			F-12	6
43	SEAT COMP.	77100-HR6-A61	ZA			F-29	1
44	SEAT COMP.	77100-HR6-J60	ZA			F-29	1
45	SPACER, ACCESSORY SOCKET INSIDE	61104-HN5-670	ZA			F-12	7
46	SPACER, ACCESSORY SOCKET OUTSIDE	61103-HN5-670	ZB			F-12	5
47	WHEEL SUB ASSY., FR.	44650-HR5-A20	ZA			F-20	3
48	WHEEL SUB ASSY., RR.	42650-HR5-A20	ZA			F-21	2

TRX500FA6 (TRX500FA6G)

No.	MODEL		TRX500FA6G				
	COLOR		Patriot red	Applicable model		Applicable block No.	Ref. No.
	CODE		R-232	Initial applicable model	Final applicable model		
	Name of colored parts	Basic part No.	R232				
1	ARM ASSY., L. FR. LOWER	51360-HR6-A60	ZB			F-15	4
2	ARM ASSY., L. FR. UPPER	51380-HR6-A60	ZB			F-15	7
3	ARM ASSY., L. RR. LOWER	52360-HR6-A60	ZB			F-35	4
4	ARM ASSY., L. RR. UPPER	52380-HR6-A60	ZB			F-35	6
5	ARM ASSY., R. FR. LOWER	51350-HR6-A60	ZB			F-15	3
6	ARM ASSY., R. FR. UPPER	51370-HR6-A60	ZB			F-15	5
7	ARM ASSY., R. RR. LOWER	52350-HR6-A60	ZB			F-35	3
8	ARM ASSY., R. RR. UPPER	52370-HR6-A60	ZB			F-35	5
9	CAP, FR. COVER	64365-040-000	ZH			F-12	15
10	CARRIER, FR. LUGGAGE	81100-HR6-A60	ZA			F-51	3
11	CARRIER, LUGGAGE	81300-HR6-G60	ZA			F-51	6
12	COVER SET, FR. CENTER	61305-HR6-G70	ZC			F-12	13
13	COVER SET, L. SIDE	83655-HR6-A60	ZD			F-28-10	7
14	COVER SET, R. SIDE	83555-HR6-A60	ZD			F-28-10	3
15	COVER, ASSIST HEADLIGHT	53205-HR6-A60	ZA			F-8	6
16	COVER, METER	53206-HR6-A60	ZA			F-8	7
17	COVER, RR. FENDER	80210-HR6-A60	ZA			F-40	6
18	COVER, TANK	83700-HR6-A60	ZA			F-28-10	8
19	CUSHION ASSY., FR.	51400-HR6-A71	ZB			F-14	1
20	CUSHION ASSY., RR.	52400-HR6-A61	ZB			F-39	2
21	FENDER SET, RR.	80110-HR6-A60	ZD			F-40	3
22	FENDER SET, RR.	80110-HR6-J60	ZC			F-40	3
23	FENDER, L. FR.	61200-HR4-A20	ZA			F-12	12
24	FENDER, L. FR.	61200-HR4-J20	ZA			F-12	12
25	FENDER, R. FR.	61100-HR4-A20	ZA			F-12	4

TRX500FA6 (TRX500FA6G)

No.	MODEL		TRX500FA6G				
	COLOR		Patriot red	Applicable model		Applicable block No.	Ref. No.
	CODE		R-232	Initial applicable model	Final applicable model		
	Name of colored parts	Basic part No.	R232				
26	FENDER, R. FR.	61100-HR4-J20	ZA			F-12	4
27	GRILLE, FR.	81170-HR6-A60	ZA			F-51	5
28	GRIP, DRIVE SELECT LEVER	54050-HL1-A00	ZA			F-13	1
29	GUARD, ENGINE	50360-HR3-A20	ZA			F-46	12
30	LID ASSY., GLOVE BOX	61110-HR4-A20	ZA			F-12	10
31	LID SET, TOOL BOX	80215-HR6-G60	ZB			F-40	8
32	LID, OIL CHECK	83653-HR6-A60	ZA			F-28-10	5
33	LID, RADIATOR CAP	61310-HR3-A20	ZA			F-12	14
34	MARK, FR. CENTER COVER	86611-HR6-G70	ZB			F-54	6
35	MARK, L. WING	86202-HR6-A60	ZC			F-54	2
36	MARK, R. WING	86201-HR6-A60	ZC			F-54	1
37	MARK, RR. FENDER	86801-HR6-A60	ZB			F-54	7
38	MARK, TOOL BOX LID	86802-HR6-G60	ZB			F-54	8
39	MUDGUARD, L. CENTER	80122-HR6-A60	ZA			F-40	5
40	MUDGUARD, R. CENTER	80121-HR3-A20	ZA			F-40	4
41	PIPE COMP., FR. CARRY	81150-HR6-G60	ZA			F-51	4
42	PLUG, GLOVE BOX	61103-HR0-F00	ZA			F-12	6
43	SEAT COMP.	77100-HR6-A61	ZA			F-29	1
44	SEAT COMP.	77100-HR6-J60	ZA			F-29	1
45	SPACER, ACCESSORY SOCKET INSIDE	61104-HN5-670	ZA			F-12	7
46	SPACER, ACCESSORY SOCKET OUTSIDE	61103-HN5-670	ZB			F-12	5
47	WHEEL SUB ASSY., FR.	44650-HR5-A20	ZA			F-20	3
48	WHEEL SUB ASSY., RR.	42650-HR5-A20	ZA			F-21	2

TRX500FA6 (TRX500FA6H)

No.	MODEL		TRX500FA6H					
	COLOR		Adventure green	Patriot red	Applicable model		Applicable block No.	Ref. No.
	CODE		G-152	R-232	Initial applicable model	Final applicable model		
	Name of colored parts	Basic part No.	G152	R232				
1	ARM ASSY., L. FR. LOWER	51360-HR6-A60	ZB	ZB			F-15	4
2	ARM ASSY., L. FR. UPPER	51380-HR6-A60	ZB	ZB			F-15	7
3	ARM ASSY., L. RR. LOWER	52360-HR6-A60	ZB	ZB			F-35	4
4	ARM ASSY., L. RR. UPPER	52380-HR6-A60	ZB	ZB			F-35	6
5	ARM ASSY., R. FR. LOWER	51350-HR6-A60	ZB	ZB			F-15	3
6	ARM ASSY., R. FR. UPPER	51370-HR6-A60	ZB	ZB			F-15	5
7	ARM ASSY., R. RR. LOWER	52350-HR6-A60	ZB	ZB			F-35	3
8	ARM ASSY., R. RR. UPPER	52370-HR6-A60	ZB	ZB			F-35	5
9	CAP, FR. COVER	64365-040-000	ZH	ZH			F-12	15
10	CARRIER, FR. LUGGAGE	81100-HR6-A60	ZA	ZA			F-51	3
11	CARRIER, LUGGAGE	81300-HR6-G60	ZA	ZA			F-51	6
12	COVER SET, FR. CENTER	61305-HR6-G70	ZC	ZC			F-12	13
13	COVER SET, L. SIDE	83655-HR5-630	ZE	ZF			F-28-10	7
14	COVER SET, R. SIDE	83555-HR5-630	ZE	ZF			F-28-10	3
15	COVER, ASSIST HEADLIGHT	53205-HR6-660	ZE	ZB			F-8	6
16	COVER, METER	53206-HR6-A60	ZA	ZA			F-8	7
17	COVER, RR. FENDER	80210-HR6-A60	ZA	ZA			F-40	6
18	COVER, TANK	83700-HR6-A60	ZA	ZA			F-28-10	8
19	CUSHION ASSY., FR.	51400-HR6-A71	ZB	ZB			F-14	1
20	CUSHION ASSY., RR.	52400-HR6-A61	ZB	ZB			F-39	2
21	EMBLEM, L. FUEL TANK COVER	87122-HP0-A20	ZB	-			F-54	2
22	EMBLEM, R. FUEL TANK COVER	87121-HP0-A20	ZB	-			F-54	1
23	FENDER SET, RR.	80110-HR5-630	ZE	ZA			F-40	3
24	FENDER SET, RR.	80110-HR6-D60	ZA	ZB			F-40	3
25	FENDER, L. FR.	61200-HR4-L20	ZC	ZA			F-12	12

TRX500FA6 (TRX500FA6H)

No.	MODEL		TRX500FA6H					
	COLOR		Adventure green	Patriot red	Applicable model		Applicable block No.	Ref. No.
	CODE		G-152	R-232	Initial applicable model	Final applicable model		
	Name of colored parts	Basic part No.	G152	R232				
26	FENDER, L. FR.	61200-HR4-T20	ZB	ZA			F-12	12
27	FENDER, R. FR.	61100-HR4-L20	ZC	ZA			F-12	4
28	FENDER, R. FR.	61100-HR4-T20	ZB	ZA			F-12	4
29	GRILLE, FR.	81170-HR6-A60	ZA	ZA			F-51	5
30	GRIP, DRIVE SELECT LEVER	54050-HL1-A00	ZA	ZA			F-13	1
31	GUARD, ENGINE	50360-HR3-A20	ZA	ZA			F-46	12
32	LID ASSY., GLOVE BOX	61110-HR4-L20	ZF	ZB			F-12	10
33	LID SET, TOOL BOX	80215-HR6-G60	ZB	ZB			F-40	8
34	LID, OIL CHECK	83653-HR6-660	ZE	ZB			F-28-10	5
35	LID, RADIATOR CAP	61310-HR3-A20	ZA	ZA			F-12	14
36	MARK, FR. CENTER COVER	86611-HR6-G70	ZB	ZB			F-54	6
37	MARK, L. WING	86202-HR6-A60	-	ZC			F-54	2
38	MARK, R. WING	86201-HR6-A60	-	ZC			F-54	1
39	MARK, RR. FENDER	86801-HR6-A60	ZB	ZB			F-54	7
40	MARK, TOOL BOX LID	86802-HR6-G60	ZB	ZB			F-54	8
41	MUDGUARD, L. CENTER	80122-HR6-A60	ZA	ZA			F-40	5
42	MUDGUARD, R. CENTER	80121-HR3-A20	ZA	ZA			F-40	4
43	PIPE COMP., FR. CARRY	81150-HR6-G60	ZA	ZA			F-51	4
44	PLUG, GLOVE BOX	61103-HR0-F00	ZA	ZA			F-12	6
45	SEAT COMP.	77100-HR6-A61	ZA	ZA			F-29	1
46	SEAT COMP.	77100-HR6-J60	ZA	ZA			F-29	1
47	SPACER, ACCESSORY SOCKET INSIDE	61104-HN5-670	ZA	ZA			F-12	7
48	SPACER, ACCESSORY SOCKET OUTSIDE	61103-HN5-670	ZB	ZB			F-12	5
49	WHEEL SUB ASSY., FR.	44650-HR5-A20	ZA	ZA			F-20	3
50	WHEEL SUB ASSY., RR.	42650-HR5-A20	ZA	ZA			F-21	2



TRX500FA7 (TRX500FA7G)

No.	MODEL		TRX500FA7G				
	COLOR		Ross white	Applicable model		Applicable block No.	Ref. No.
	CODE		NH-196	Initial applicable model	Final applicable model		
	Name of colored parts	Basic part No.	NH196				
1	ARM ASSY., L. FR. LOWER	51360-HR6-A60	ZA			F-15	4
2	ARM ASSY., L. FR. UPPER	51380-HR6-A60	ZA			F-15	7
3	ARM ASSY., L. RR. LOWER	52360-HR6-A60	ZA			F-35	4
4	ARM ASSY., L. RR. UPPER	52380-HR6-A60	ZA			F-35	6
5	ARM ASSY., R. FR. LOWER	51350-HR6-A60	ZA			F-15	3
6	ARM ASSY., R. FR. UPPER	51370-HR6-A60	ZA			F-15	5
7	ARM ASSY., R. RR. LOWER	52350-HR6-A60	ZA			F-35	3
8	ARM ASSY., R. RR. UPPER	52370-HR6-A60	ZA			F-35	5
9	CAP, FR. COVER	64365-040-000	ZH			F-12	15
10	CARRIER, FR. LUGGAGE	81100-HR6-A60	ZA			F-51	3
11	CARRIER, LUGGAGE	81300-HR6-G60	ZA			F-51	6
12	COVER SET, FR. CENTER	61305-HR6-N80	ZC			F-12	13
13	COVER SET, L. SIDE	83655-HR6-A60	ZB			F-28-10	7
14	COVER SET, R. SIDE	83555-HR6-A60	ZB			F-28-10	3
15	COVER, ASSIST HEADLIGHT	53205-HR6-A60	ZB			F-8	6
16	COVER, METER	53206-HR6-A60	ZA			F-8	7
17	COVER, RR. FENDER	80210-HR6-A60	ZA			F-40	6
18	COVER, TANK	83700-HR6-A60	ZA			F-28-10	8
19	CUSHION ASSY., FR.	51400-HR6-A71	ZA			F-14	1
20	CUSHION ASSY., RR.	52400-HR6-A61	ZA			F-39	2
21	FENDER SET, RR.	80110-HR6-A60	ZB			F-40	3
22	FENDER, L. FR.	61200-HR4-A20	ZD			F-12	12
23	FENDER, R. FR.	61100-HR4-A20	ZD			F-12	4
24	GRILLE, FR.	81170-HR6-A60	ZA			F-51	5
25	GRIP, DRIVE SELECT LEVER	54050-HL1-A00	ZA			F-13	1

TRX500FA7 (TRX500FA7G)

No.	MODEL		TRX500FA7G				
	COLOR		Ross white	Applicable model		Applicable block No.	Ref. No.
	CODE		NH-196	Initial applicable model	Final applicable model		
	Name of colored parts	Basic part No.	NH196				
26	GUARD, ENGINE	50360-HR3-A20	ZA			F-46	12
27	LID ASSY., GLOVE BOX	61110-HR4-A20	ZF			F-12	10
28	LID SET, TOOL BOX	80215-HR6-N80	ZA			F-40	8
29	LID, OIL CHECK	83653-HR6-A60	ZB			F-28-10	5
30	LID, RADIATOR CAP	61310-HR3-A20	ZA			F-12	14
31	MARK, FR. CENTER COVER	86611-HR6-N80	ZB			F-54	6
32	MARK, L. WING	86202-HR6-A60	ZB			F-54	2
33	MARK, R. WING	86201-HR6-A60	ZB			F-54	1
34	MARK, RR. FENDER	86801-HR6-A60	ZA			F-54	7
35	MARK, TOOL BOX LID	86802-HR6-N80	ZA			F-54	8
36	MUDGUARD, L. CENTER	80122-HR6-A60	ZA			F-40	5
37	MUDGUARD, R. CENTER	80121-HR3-A20	ZA			F-40	4
38	PIPE COMP., FR. CARRY	81150-HR6-G60	ZA			F-51	4
39	PLUG, GLOVE BOX	61103-HR0-F00	ZA			F-12	6
40	SEAT COMP.	77100-HR6-A61	ZA			F-29	1
41	SPACER, ACCESSORY SOCKET INSIDE	61104-HN5-670	ZA			F-12	7
42	SPACER, ACCESSORY SOCKET OUTSIDE	61103-HN5-670	ZB			F-12	5

TRX500FA7 (TRX500FA7H)

No.	MODEL		TRX500FA7H					
	COLOR		Ross white	Chaos black metallic-R	Applicable model		Applicable block No.	Ref. No.
	CODE		NH-196	NH-A79M-R	Initial applicable model	Final applicable model		
	Name of colored parts	Basic part No.	NH196	NHA79				
1	ARM ASSY., L. FR. LOWER	51360-HR6-A60	ZA	ZA			F-15	4
2	ARM ASSY., L. FR. UPPER	51380-HR6-A60	ZA	ZA			F-15	7
3	ARM ASSY., L. RR. LOWER	52360-HR6-A60	ZA	ZA			F-35	4
4	ARM ASSY., L. RR. UPPER	52380-HR6-A60	ZA	ZA			F-35	6
5	ARM ASSY., R. FR. LOWER	51350-HR6-A60	ZA	ZA			F-15	3
6	ARM ASSY., R. FR. UPPER	51370-HR6-A60	ZA	ZA			F-15	5
7	ARM ASSY., R. RR. LOWER	52350-HR6-A60	ZA	ZA			F-35	3
8	ARM ASSY., R. RR. UPPER	52370-HR6-A60	ZA	ZA			F-35	5
9	CAP, FR. COVER	64365-040-000	ZH	ZH			F-12	15
10	CARRIER, FR. LUGGAGE	81100-HR6-A60	ZA	ZA			F-51	3
11	CARRIER, LUGGAGE	81300-HR6-G60	ZA	ZA			F-51	6
12	COVER SET, FR. CENTER	61305-HR6-N80	ZC	ZC			F-12	13
13	COVER SET, L. SIDE	83655-HR5-630	ZD	ZC			F-28-10	7
14	COVER SET, R. SIDE	83555-HR5-630	ZD	ZC			F-28-10	3
15	COVER, ASSIST HEADLIGHT	53205-HR6-660	ZC	ZD			F-8	6
16	COVER, METER	53206-HR6-A60	ZA	ZA			F-8	7
17	COVER, RR. FENDER	80210-HR6-A60	ZA	ZA			F-40	6
18	COVER, TANK	83700-HR6-A60	ZA	ZA			F-28-10	8
19	CUSHION ASSY., FR.	51400-HR6-A71	ZA	ZA			F-14	1
20	CUSHION ASSY., RR.	52400-HR6-A61	ZA	ZA			F-39	2
21	FENDER SET, RR.	80110-HR5-630	ZD	ZC			F-40	3
22	FENDER, L. FR.	61200-HR4-L20	ZE	ZF			F-12	12
23	FENDER, R. FR.	61100-HR4-L20	ZE	ZF			F-12	4
24	GRILLE, FR.	81170-HR6-A60	ZA	ZA			F-51	5
25	GRIP, DRIVE SELECT LEVER	54050-HL1-A00	ZA	ZA			F-13	1

TRX500FA7 (TRX500FA7H)

No.	MODEL		TRX500FA7H					
	COLOR		Ross white	Chaos black metallic-R	Applicable model		Applicable block No.	Ref. No.
	CODE		NH-196	NH-A79M-R	Initial applicable model	Final applicable model		
	Name of colored parts	Basic part No.	NH196	NHA79				
26	GUARD, ENGINE	50360-HR3-A20	ZA	ZA			F-46	12
27	LID ASSY., GLOVE BOX	61110-HR4-L20	ZC	ZE			F-12	10
28	LID SET, TOOL BOX	80215-HR6-N80	ZA	ZA			F-40	8
29	LID, OIL CHECK	83653-HR6-660	ZC	ZD			F-28-10	5
30	LID, RADIATOR CAP	61310-HR3-A20	ZA	ZA			F-12	14
31	MARK, FR. CENTER COVER	86611-HR6-N80	ZB	ZB			F-54	6
32	MARK, L. WING	86202-HR6-A60	ZB	ZA			F-54	2
33	MARK, R. WING	86201-HR6-A60	ZB	ZA			F-54	1
34	MARK, RR. FENDER	86801-HR6-A60	ZA	ZA			F-54	7
35	MARK, TOOL BOX LID	86802-HR6-N80	ZA	ZA			F-54	8
36	MUDGUARD, L. CENTER	80122-HR6-A60	ZA	ZA			F-40	5
37	MUDGUARD, R. CENTER	80121-HR3-A20	ZA	ZA			F-40	4
38	PIPE COMP., FR. CARRY	81150-HR6-G60	ZA	ZA			F-51	4
39	PLUG, GLOVE BOX	61103-HR0-F00	ZA	ZA			F-12	6
40	SEAT COMP.	77100-HR6-A61	ZA	ZA			F-29	1
41	SPACER, ACCESSORY SOCKET INSIDE	61104-HN5-670	ZA	ZA			F-12	7
42	SPACER, ACCESSORY SOCKET OUTSIDE	61103-HN5-670	ZB	ZB			F-12	5



Fuel hose, general purpose hoses and vinyl hose

- The standard part fuel hose, general purpose hose and vinyl hose may be substituted by the coiled bulk part.
- When ordering the standard part fuel hose, general purpose hose and vinyl hose use the bulk part number written in the parts catalogue in brackets () underneath the part name, or use the catalogue below.
(The bulk part standard length is 1 m, however, those displayed in the catalogue < > are available in 3 m and 8 m lengths.)
- When exchanging the hose, cut and use at the specified length as mentioned in the part name.
(For the method of cutting the bulk part, and method of filling out orders etc., please refer to the service manual and the instructions issued with the bulk part.)
- The list below is a catalogue of the standard part numbers and bulk part numbers. Note that those numbers are applicable to the listed replacement parts only.

Fuel hoses/Tubes			
Standard part No.	Bulk part No.	Bulk part	
		Inner diameter (mm)	Length (m)
95001-30xxx-2x	95001-30001-20M	3.0	1
95001-30xxx-3x	95001-30001-30M	3.0	1
95001-30xxx-4x	95001-30001-40M	3.0	1
95001-35xxx-2x	95001-35001-50M <95001-35003-50M>	3.5	1 3
95001-35xxx-3x	95001-35001-60M <95001-35003-60M>	3.5	1 3
95001-35xxx-4x	95001-35001-60M <95001-35003-60M>	3.5	1 3
95001-35xxx-5x	95001-35001-50M <95001-35003-50M>	3.5	1 3
95001-35xxx-6x	95001-35001-60M <95001-35003-60M>	3.5	1 3
95001-45xxx-2x	95001-45001-50M <95001-45003-50M>	4.5	1 3
95001-45xxx-3x	95001-45001-60M <95001-45003-60M> <95001-45008-60M>	4.5	1 3 8
95001-45xxx-4x	95001-45001-60M <95001-45003-60M> <95001-45008-60M>	4.5	1 3 8
95001-45xxx-5x	95001-45001-50M <95001-45003-50M>	4.5	1 3
95001-45xxx-6x	95001-45001-60M <95001-45003-60M> <95001-45008-60M>	4.5	1 3 8
95001-55xxx-2x	95001-55001-50M <95001-55003-50M> <95001-55008-50M>	5.5	1 3 8

Fuel hoses/Tubes			
Standard part No.	Bulk part No.	Bulk part	
		Inner diameter (mm)	Length (m)
95001-55xxx-3x	95001-55001-60M <95001-55003-60M> <95001-55008-60M>	5.5	1 3 8
95001-55xxx-4x	95001-55001-60M <95001-55003-60M> <95001-55008-60M>	5.5	1 3 8
95001-55xxx-5x	95001-55001-50M <95001-55003-50M> <95001-55008-50M>	5.5	1 3 8
95001-55xxx-6x	95001-55001-60M <95001-55003-60M> <95001-55008-60M>	5.5	1 3 8
95001-75xxx-2x	95001-75001-50M <95001-75003-50M>	7.5	1 3
95001-75xxx-3x	95001-75001-60M <95001-75003-60M> <95001-75008-60M>	7.5	1 3 8
95001-75xxx-4x	95001-75001-60M <95001-75003-60M> <95001-75008-60M>	7.5	1 3 8
95001-75xxx-5x	95001-75001-50M <95001-75003-50M>	7.5	1 3
95001-75xxx-6x	95001-75001-60M <95001-75003-60M> <95001-75008-60M>	7.5	1 3 8
95001-80xxx-2x	95001-80001-50M	8.0	1
95001-80xxx-3x	95001-80001-60M	8.0	1
95001-80xxx-4x	95001-80001-60M	8.0	1
95001-80xxx-5x	95001-80001-50M	8.0	1
95001-80xxx-6x	95001-80001-60M	8.0	1

Vinyl tube				
Standard part No.	Bulk part No.	Bulk part		
		Inner dia- meter (mm)	Outer dia-meter (mm)	Length (m)
95003-01xxx-3x	95003-01001-60M <95003-01003-60M>	2.9	6.8	1 3
95003-01xxx-60	95003-01001-60M <95003-01003-60M>	2.9	6.8	1 3
95003-03xxx-3x	95003-03001-60M <95003-03003-60M>	3.0	6.0	1 3
95003-03xxx-60	95003-03001-60M <95003-03003-60M>	3.0	6.0	1 3
95003-05xxx-3x	95003-05001-60M <95003-05003-60M> <95003-05008-60M>	3.5	6.5	1 3 8
95003-05xxx-60	95003-05001-60M <95003-05003-60M> <95003-05008-60M>	3.5	6.5	1 3 8
95003-07xxx-1x	95003-07001-10M <95003-07003-10M> <95003-07008-10M>	4.0	7.0	1 3 8
95003-07xxx-20	95003-07001-10M <95003-07003-10M> <95003-07008-10M>	4.0	7.0	1 3 8
95003-07xxx-3x	95003-07001-60M <95003-07003-60M> <95003-07008-60M>	4.0	7.0	1 3 8
95003-07xxx-60	95003-07001-60M <95003-07003-60M> <95003-07008-60M>	4.0	7.0	1 3 8
95003-07xxx-7x	95003-07001-70M <95003-07003-70M> <95003-07008-70M>	4.0	7.0	1 3 8
95003-08xxx-1x	95003-08001-10M <95003-08003-10M> <95003-08008-10M>	4.5	6.5	1 3 8
95003-09xxx-3x	95003-09001-60M <95003-09003-60M>	4.5	8.0	1 3
95003-09xxx-60	95003-09001-60M <95003-09003-60M>	4.5	8.0	1 3
95003-10xxx-1x	95003-10001-10M <95003-10003-10M>	5.0	8.0	1 3
95003-10xxx-20	95003-10001-10M <95003-10003-10M>	5.0	8.0	1 3
95003-10xxx-3x	95003-10001-60M <95003-10003-60M>	5.0	8.0	1 3
95003-10xxx-60	95003-10001-60M <95003-10003-60M>	5.0	8.0	1 3
95003-11xxx-3x	95003-11001-60M <95003-11003-60M> <95003-11008-60M>	5.0	9.0	1 3 8
95003-11xxx-60	95003-11001-60M <95003-11003-60M> <95003-11008-60M>	5.0	9.0	1 3 8
95003-12xxx-1x	95003-12001-10M <95003-12003-10M> <95003-12008-10M>	5.0	7.0	1 3 8
95003-12xxx-20	95003-12001-10M <95003-12003-10M> <95003-12008-10M>	5.0	7.0	1 3 8

Vinyl tube				
Standard part No.	Bulk part No.	Bulk part		
		Inner dia- meter (mm)	Outer dia-meter (mm)	Length (m)
95003-14xxx-1x	95003-14001-10M <95003-14003-10M>	6.0	9.0	1 3
95003-14xxx-20	95003-14001-10M <95003-14003-10M>	6.0	9.0	1 3
95003-14xxx-3x	95003-14001-60M <95003-14003-60M>	6.0	9.0	1 3
95003-17xxx-1x	95003-17001-10M <95003-17003-10M>	7.0	9.0	1 3
95003-19xxx-1x	95003-19001-10M <95003-19003-10M> <95003-19008-10M>	7.0	11.0	1 3 8
95003-19xxx-20	95003-19001-10M <95003-19003-10M> <95003-19008-10M>	7.0	11.0	1 3 8
95003-19xxx-3x	95003-19001-60M <95003-19003-60M> <95003-19008-60M>	7.0	11.0	1 3 8
95003-19xxx-60	95003-19001-60M <95003-19003-60M> <95003-19008-60M>	7.0	11.0	1 3 8
95003-21xxx-1x	95003-21001-10M <95003-21003-10M>	8.0	9.0	1 3
95003-21xxx-20	95003-21001-10M <95003-21003-10M>	8.0	9.0	1 3
95003-23xxx-1x	95003-23001-10M <95003-23003-10M>	8.0	12.0	1 3
95003-23xxx-20	95003-23001-10M <95003-23003-10M>	8.0	12.0	1 3
95003-23xxx-3x	95003-23001-60M <95003-23003-60M> <95003-23008-60M>	8.0	12.0	1 3 8
95003-23xxx-60	95003-23001-60M <95003-23003-60M> <95003-23008-60M>	8.0	12.0	1 3 8
95003-25xxx-1x	95003-25001-10M <95003-25003-10M>	9.0	11.0	1 3
95003-25xxx-20	95003-25001-10M <95003-25003-10M>	9.0	11.0	1 3
95003-25xxx-3x	95003-25001-60M <95003-25003-60M>	9.0	11.0	1 3
95003-25xxx-7x	95003-25001-70M <95003-25003-70M>	9.0	11.0	1 3
95003-27xxx-1x	95003-27001-10M <95003-27003-10M>	9.0	13.0	1 3
95003-27xxx-20	95003-27001-10M <95003-27003-10M>	9.0	13.0	1 3
95003-27xxx-3x	95003-27001-60M <95003-27003-60M>	9.0	13.0	1 3
95003-27xxx-60	95003-27001-60M <95003-27003-60M>	9.0	13.0	1 3
95003-33xxx-1x	95003-33001-10M <95003-33003-10M>	10.0	14.0	1 3
95003-33xxx-20	95003-33001-10M <95003-33003-10M>	10.0	14.0	1 3

Vinyl tube				
Standard part No.	Bulk part No.	Bulk part		
		Inner dia- meter (mm)	Outer dia-meter (mm)	Length (m)
95003-36xxx-1x	95003-36001-10M <95003-36003-10M> <95003-36008-10M>	11.0	13.0	1 3 8
95003-36xxx-20	95003-36001-10M <95003-36003-10M> <95003-36008-10M>	11.0	13.0	1 3 8
95003-37xxx-3x	95003-37001-60M <95003-37003-60M>	11.0	15.0	1 3
95003-37xxx-60	95003-37001-60M <95003-37003-60M>	11.0	15.0	1 3
95003-38xxx-1x	95003-38001-10M <95003-38003-10M>	12.0	13.0	1 3
95003-38xxx-20	95003-38001-10M <95003-38003-10M>	12.0	13.0	1 3
95003-39xxx-1x	95003-39001-10M <95003-39003-10M>	12.0	14.0	1 3
95003-39xxx-20	95003-39001-10M <95003-39003-10M>	12.0	14.0	1 3
95003-40xxx-20	95003-40001-10M <95003-40003-10M>	12.0	16.0	1 3
95003-40xxx-3x	95003-40001-60M <95003-40003-60M>	12.0	16.0	1 3
95003-40xxx-60	95003-40001-60M <95003-40003-60M>	12.0	16.0	1 3
95003-43xxx-1x	95003-43001-10M <95003-43003-10M> <95003-43008-10M>	13.0	15.0	1 3 8
95003-43xxx-20	95003-43001-10M <95003-43003-10M> <95003-43008-10M>	13.0	15.0	1 3 8
95003-45xxx-1x	95003-45001-10M <95003-45003-10M> <95003-45008-10M>	14.0	18.0	1 3 8
95003-45xxx-20	95003-45001-10M <95003-45003-10M> <95003-45008-10M>	14.0	18.0	1 3 8
95003-50xxx-1x	95003-50001-10M <95003-50003-10M>	16.0	19.0	1 3
95003-50xxx-20	95003-50001-10M <95003-50003-10M>	16.0	19.0	1 3
95003-50xxx-3x	95003-50001-60M <95003-50003-60M>	16.0	19.0	1 3
95003-55xxx-1x	95003-55001-10M <95003-55003-10M>	17.5	20.5	1 3
95003-55xxx-20	95003-55001-10M <95003-55003-10M>	17.5	20.5	1 3
95003-60xxx-1x	95003-60001-10M <95003-60003-10M>	22.0	27.0	1 3
95003-60xxx-20	95003-60001-10M <95003-60003-10M>	22.0	27.0	1 3
95003-60xxx-3x	95003-60001-60M <95003-60003-60M>	22.0	27.0	1 3
95003-60xxx-60	95003-60001-60M <95003-60003-60M>	22.0	27.0	1 3

General purpose hoses			
Standard part No.	Bulk part No.	Bulk part	
		Inner diameter (mm)	Length (m)
95005-11xxx-3x	95005-11001-30M	11.0	1
95005-11xxx-5x	95005-11001-50M	11.0	1
95005-12xxx-1x	95005-12001-10M <95005-12003-10M>	12.0	1 3
95005-12xxx-2x	95005-12001-20M	12.0	1
95005-12xxx-3x	95005-12001-30M	12.0	1
95005-12xxx-5x	95005-12001-50M	12.0	1
95005-14xxx-1x	95005-14001-10M	14.0	1
95005-14xxx-2x	95005-14001-20M <95005-14003-20M>	14.0	1 3
95005-14xxx-3x	95005-14001-30M	14.0	1
95005-14xxx-5x	95005-14001-50M	14.0	1
95005-17xxx-1x	95005-17001-10M	17.0	1
95005-17xxx-2x	95005-17001-20M	17.0	1
95005-17xxx-3x	95005-17001-30M	17.0	1
95005-17xxx-5x	95005-17001-50M	17.0	1
95005-30xxx-3x	95005-30001-30M	3.0	1
95005-30xxx-5x	95005-30001-50M	3.0	1
95005-35xxx-1x	95005-35001-10M <95005-35003-10M> <95005-35008-10M>	3.5	1 3 8
95005-35xxx-2x	95005-35001-20M	3.5	1
95005-35xxx-3x	95005-35001-30M	3.5	1
95005-35xxx-4x	95005-35001-10M <95005-35003-10M> <95005-35008-10M>	3.5	1 3 8
95005-35xxx-5x	95005-35001-50M	3.5	1
95005-45xxx-1x	95005-45001-10M <95005-45003-10M> <95005-45008-10M>	4.5	1 3 8
95005-45xxx-2x	95005-45001-20M	4.5	1
95005-45xxx-3x	95005-45001-30M	4.5	1

General purpose hoses			
Standard part No.	Bulk part No.	Bulk part	
		Inner diameter (mm)	Length (m)
95005-45xxx-4x	95005-45001-10M <95005-45003-10M> <95005-45008-10M>	4.5	1 3 8
95005-45xxx-5x	95005-45001-50M	4.5	1
95005-50xxx-3x	95005-50001-30M <95005-50003-30M>	5.0	1 3
95005-50xxx-5x	95005-50001-50M	5.0	1
95005-55xxx-1x	95005-55001-10M <95005-55003-10M> <95005-55008-10M>	5.3	1 3 8
95005-55xxx-2x	95005-55001-20M <95005-55003-20M>	5.3	1 3
95005-55xxx-4x	95005-55001-10M <95005-55003-10M> <95005-55008-10M>	5.3	1 3 8
95005-65xxx-1x	95005-65001-10M <95005-65003-10M>	6.5	1 3
95005-65xxx-2x	95005-65001-20M	6.5	1
95005-70xxx-3x	95005-70001-30M <95005-70003-30M>	7.0	1 3
95005-70xxx-5x	95005-70001-50M	7.0	1
95005-75xxx-1x	95005-75001-10M <95005-75003-10M>	7.3	1 3
95005-75xxx-2x	95005-75001-20M	7.3	1
95005-80xxx-1x	95005-80001-10M <95005-80003-10M>	8.0	1 3
95005-80xxx-2x	95005-80001-20M	8.0	1
95005-80xxx-3x	95005-80001-30M	8.0	1
95005-80xxx-5x	95005-80001-50M	8.0	1
95005-91xxx-3x	95005-91001-30M	12.0	1
95005-91xxx-5x	95005-91001-50M	12.0	1
95005-92xxx-3x	95005-92001-30M	12.0	1
95005-92xxx-5x	95005-92001-50M	12.0	1

NOTE: X is displayed to represent the omitted numerals and letters of the roman alphabet.

⊙ **CAUTION: It is DANGEROUS to confuse the fuel hose with the general purpose hose or vinyl hose.**

Never use a general purpose hose or vinyl hose in place of a fuel hose or vice versa. Always use the correct bulk part in the parts catalogue, according to the service manual or the instructions issued with the bulk part.

• Bulk part number of fuel hose, general purpose hose and vinyl hose.

(Example)

95001-75001-50M

Bulk part number: Refers to the bulk part.

Marking code (hose type): (fuel hose and general purpose hose)

Change code (for added hose): (Vinyl hose)

- Indicates number mark or change sequence, however, the code for the bulk part must be strictly 0 (zero).

Types of code:

- Fuel hose
 - 2: Red outside braid (3 mm inside dia. only)
 - 5: Black inside braid
 - 3: Red (3 mm inside dia. only)
 - 4: Ash gray with red stripe (3 mm inside dia. only)
 - 6: Black
- Vinyl hose
 - 1: Clear
 - 2: Black
 - 3: Light red
 - 6: Light red
 - 7: Pale black
- General hose
 - 1: Ash gray
 - 2: Ash gray
 - 3: Black
 - 5: Black

Lengths: 001: 1 m (standard)
003: 3 m
008: 8 m

I.D code: (fuel hose and general purpose hose)

- 30: 3.0 mm
- 35: 3.5 mm
- 45: 4.5 mm
- 50: 5.0 mm
- 55: 5.3 mm, 5.5 mm
- 65: 6.5 mm
- 70: 7.0 mm
- 75: 7.3 mm, 7.5 mm
- 80: 8.0 mm
- 11: 11 mm
- 91: 12 mm (outside dia. 15) mm
- 92: 12 mm (outside dia. 16) mm
- 12: 12 mm (outside dia. 17) mm
- 14: 14 mm
- 17: 17 mm

ID./OD. code: (vinyl hose)

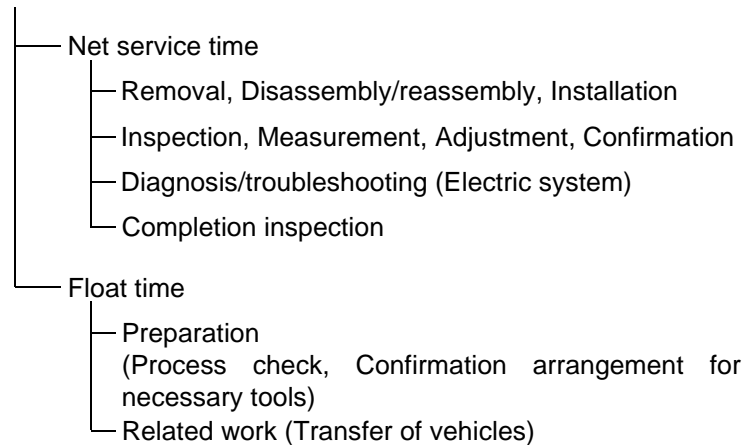
- 01: ID. 2.9, OD. 6.8 mm
- 03: ID. 3.0, OD. 6.0 mm
- 05: ID. 3.5, OD. 6.5 mm
- 07: ID. 4.0, OD. 7.0 mm
- 08: ID. 4.5, OD. 6.5 mm
- 09: ID. 4.5, OD. 8.0 mm
- 12: ID. 5.0, OD. 7.0 mm
- 10: ID. 5.0, OD. 8.0 mm
- 11: ID. 5.0, OD. 9.0 mm
- 14: ID. 6.0, OD. 9.0 mm
- 17: ID. 7.0, OD. 9.0 mm
- 19: ID. 7.0, OD. 11.0 mm
- 21: ID. 8.0, OD. 9.0 mm
- 23: ID. 8.0, OD. 12.0 mm
- 25: ID. 9.0, OD. 11.0 mm
- 27: ID. 9.0, OD. 13.0 mm
- 33: ID. 10.0, OD. 14.0 mm
- 36: ID. 11.0, OD. 13.0 mm
- 37: ID. 11.0, OD. 15.0 mm
- 38: ID. 12.0, OD. 13.0 mm
- 39: ID. 12.0, OD. 14.0 mm
- 40: ID. 12.0, OD. 16.0 mm
- 43: ID. 13.0, OD. 15.0 mm
- 45: ID. 14.0, OD. 18.0 mm
- 50: ID. 16.0, OD. 19.0 mm
- 55: ID. 17.5, OD. 20.5 mm
- 60: ID. 22.0, OD. 27.0 mm

Hose type: 1: Fuel hose
3: Vinyl hose
5: General hose

FLAT RATE SERVICE TIME

Flat rate service time (FRT) means the standard time required to service a MC, which is listed in this manual to help the dealers control the actual working process and calculate the service charge by using it as a guide.

FRT setting system



* Float time is set by multiplying the net service time by a given coefficient.

Editorial style

The service items shown in the text are listed with the exchange work time for the repair sales parts as the subject. Other representative service items not using repair parts (removal/installation, adjustment, inspection/measuring, and other work) are listed collectively in the list in the preface, classified according to the work.

FRT setting standard

- Decimal system (in unit of 0.1) is adopted to set FRT as it is convenient to calculate the wage.
Example: (0.1) → 6 minutes, (0.2) → 12 minutes
[Labor cost per hour] x [FRT] = [Wage]
- FRT is set with a hand tool.
- Service items and FRT can be subject to change depending on development of tools and service equipment and improvement in service procedure.

Work procedure

- As the work procedure is set with the work time according to the method in the separate Service Manual, refer to this Manual as required.
- Work methods permitting servicing in the shortest time still permitting assurance of safe work and product warranty are used for the setting of service items not listed in the Service Manual.
- Work basically is to be performed by one person, and when two or more people are required, setting is done as the total time for the number of people.
- The set value for the technological level of the workers uses a person with three years of experience in the repair of Honda vehicles as the standard.
- Special tools and service equipment used to set FRT are those specified or recommended in Service Manual.

Service item whose FRT is not presented

- Accessories and service parts that are not listed to use in this manual.
- Locations with little aging deterioration or breakage during normal use.
- Service work that can be finished by one touch.
- Service work that is seldom done (i.e. extremely small causes of trouble and service frequency).

* When FRT is not presented, please calculate wages based on appropriate actual work time

Operation not included of FRT

- Oil and coolant water draining, Waiting time for warming up operation and etc..
- Additional operation that involves removal/installation of standard exterior equipment.
- Indirect time spent for service by visiting the customer, trade-in, and delivery of a MC.
- Indirect time required for ordering and delivery of parts.
- Cost for grease, adhesive agent, etc. used for service work.

Explanation of FRT by using an example
(The example may differ from the actual presented items)

Ref. No.	L.O.N.	(Relative ref. Number) Description	F.R.T.
②	111118	(1, 3, 4, 7) CAMSHAFT 4.5	②
③	111118A	⑥ • Includes: Valve clearance adjustment Replace rocker arm add 1.0	⑤

- ① Reference No. of the illustration of part that shows location of the replacement work.
- ② FRT is an abbreviation of Flat Rate Time indicating the standard service time required for the replacement.
- ③ LON is an abbreviation of Labor Operation Number, and it is a classification of the service items by the work unit code.

The same operation code is used regardless of the models.

Standard operation is indicated with 6 digits code, and additional operation is indicated with 7 digits code.

- ④ Indicating the camshaft replacement and FRT4.5.
- ⑤ Indicating FRT1.0 that will be added when additional operation (replace rocker arm) is done in association with camshaft replacement.

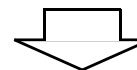
⑥ Indicating work contents that are included in the service item.

⑦ Indicating a reference No. whose operation and time are the same as FRT4.5 for the camshaft.

(The application range is limited to the service items without an LON setting within a same block.)

How to refer to the service item by using the sample
(camshaft replacement)

Open to the page of the block where the camshaft's spare part illustration is shown.



Look for the camshaft illustration, and refer to the service item and FRT that agree with the reference No.

Indication mark for the listing of service items that continues to the following page

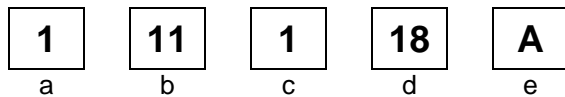
Ref. No.	L.O.N.	(Relative ref. Number) Description	F.R.T.
2	111118	CAMSHAFT	4.5
	.	.	.
	.	.	.

+
Mark indicated at the last line.

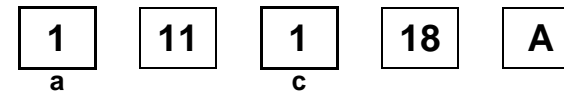
Indication of the block with no setting of FRT

Ref. No.	L.O.N.	(Relative ref. Number) Description	F.R.T.
NO INFORMATION			

• LON code system



- a) Category code..... Engine
- b) Location/function code Engine upper
- c) Operation code..... Replace
- d) Operation sequence number (Unit code can be shown with alphabet) camshaft (No regular rule of code)
- e) Additional code replace rocker arm (No regular rule of code)



a) Category codes and classification

Code	Category
1	Engine
2	Transmission
3	Fuel & Exhaust
4	Frame & Body
5	Steering/Suspension
6	Electrical
7	Wheels/Brakes
8	Controls/instrument
9	-
0	-

c) Operation codes and classification

Code	Operation category
1	Replace, Removal/Installation, Change
2	Overhaul
3	Adjust, Balance
4	(Paint-related work: Top-coat)
5	Test, Inspect/diagnose, Measurement, Check
6	(Overhaul-related work: Rebore)
7	(Overhaul-related work: Reseal)
8	(Resurface)
9	(Paint-related work: Refinish)
0	Repair, Cleaning, Air bleeding

Major service items without using spare parts
Removal/Installation, Adjustment, Inspection/Measurement, Overhaul, Other work

[E: Engine, F: Frame]

* OPERATIONS OTHER THAN REPLACING PARTS

• Removal/installation

Set for the configuration with the parts removed from the vehicle.

	LON	DESCRIPTION	FRT
E	1101E5	TILTING ENGINE ASSEMBLY-REMOVAL/INSTALLATION INCLUDES: All necessary adjustment	4.3
	3111D5	THROTTLE BODY ASSEMBLY-REMOVAL/INSTALLATION	0.8
	1101E6	CRANKCASE SEPARATION INCLUDES: Engine removal and installation	7.2
F	1151E6	RADIATOR ASSEMBLY-REMOVAL/INSTALLATION	0.9
	2131S4	FINAL DRIVEN GEAR ASSEMBLY-REMOVAL/INSTALLATION FRONT	2.0
	2131S5	REAR	2.0

• Adjustment

	LON	DESCRIPTION	FRT
E	6143A1	SPARK PLUG-ADJUSTMENT/CLEANING	0.2
	1113A0	VALVE CLEARANCE-ADJUSTMENT NOTE: For 1 vehicle	0.8
F	6163A0	HEADLIGHT-AIMING	0.1
	7103A3	TOE-IN-ADJUSTMENT	0.3
	7113A2	PARKING BRAKE-ADJUSTMENT	0.1
	3113A3	THROTTLE OPERATION-ADJUSTMENT	0.1

• Inspection/Measurement

	LON	DESCRIPTION	FRT
E	1115A0	COMPRESSION PRESSURE-MEASUREMENT	0.2
	6145A0	IGNITION TIMING-INSPECTION	0.4
F	6105A0	BATTERY-CHARGE INCLUDES: In case of open type battery, checking electrolyte level and charge.	0.2

• Overhaul

Work condition: The required Measurements, inspections, adjustments, and cleaning/washing of each part are performed, including the main body removal/installation work and the replacement of defective parts.

	LON	DESCRIPTION	FRT
F	2132A1	FINAL DRIVEN GEAR-OVERHAUL FRONT	4.4
	2132A2	REAR	4.3

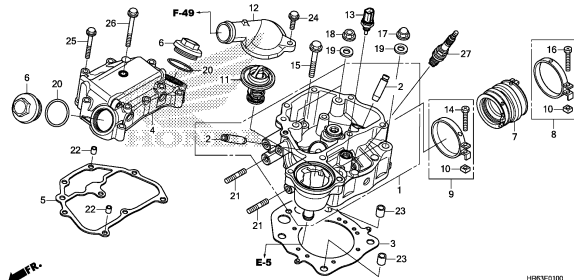
• Other work

	LON	DESCRIPTION	FRT
E	1130A1	OIL FILTER SCREEN-CLEANING INCLUDES: Engine removal and installation NOTE: Crankcase side	7.2
	1130A6	OIL FILTER SCREEN-CLEANING(A) INCLUDES: Engine removal and installation NOTE: Front crankcase cover side	4.8
F	3120A0	CLEANER ELEMENT-CLEANING	0.2
	5105A0	MEMORIZING THE TORQUE SENSOR NEUTRAL POSITION	0.1
	7110A0	FRONT BRAKE-AIR BLEEDING	0.2
	7110A1	REAR BRAKE-AIR BLEEDING	0.2
	1151E7	RADIATOR COOLANT-CHANGE	0.3

ENGINE GROUP

E-1

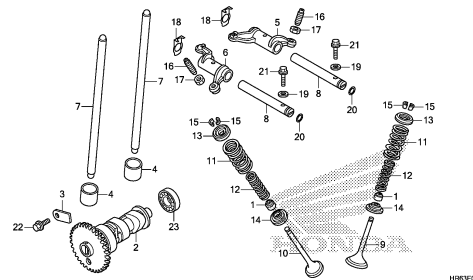
CYLINDER HEAD



HRH3E0100

E-2

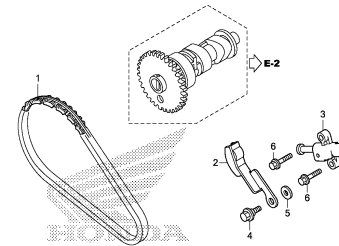
CAMSHAFT/VALVE



HRH3E0000

E-3

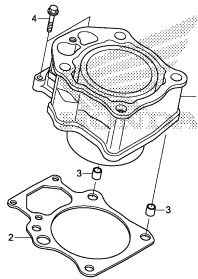
CAM CHAIN/TENSIONER



HRH3E0300

E-4

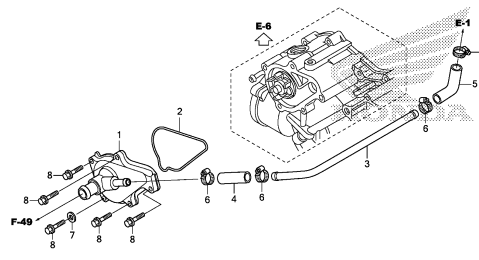
CYLINDER



HRH3E0400

E-5

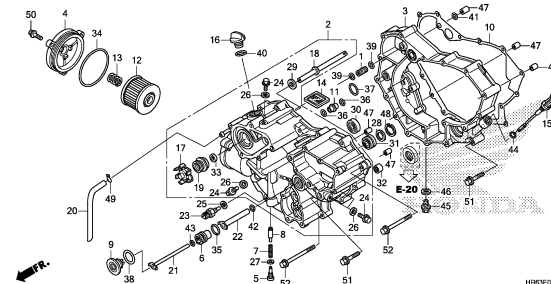
WATER PUMP COVER



HRH3E0500

E-6

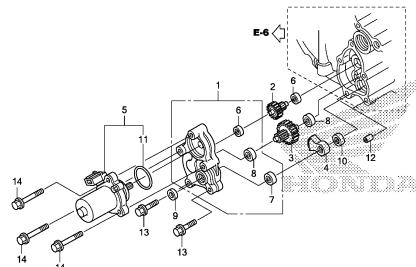
FRONT CRANKCASE COVER



HRH3E0600

E-6-10

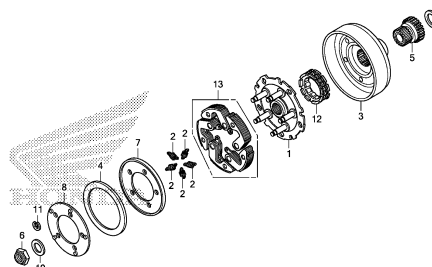
CONTROL MOTOR



HRH3E0610

E-7

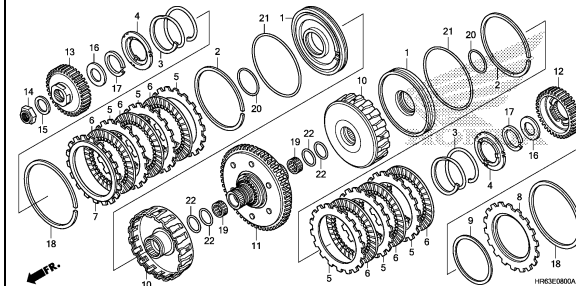
CLUTCH



HRH3E0700

E-8

CLUTCH(DCT)



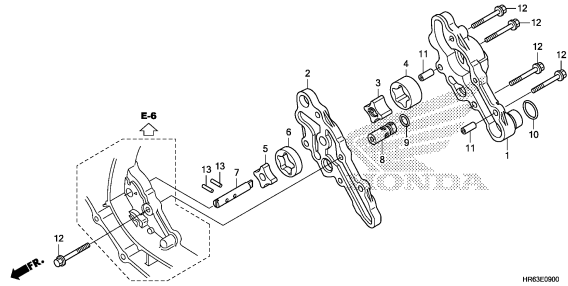
HRH3E0800A

2

ENGINE GROUP

E-9

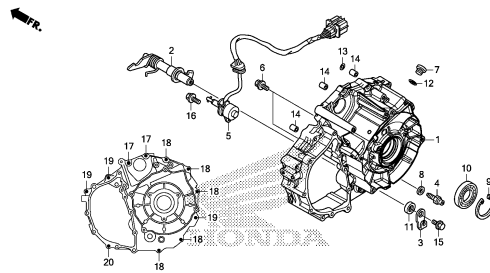
OIL PUMP



HRHSE090

E-10

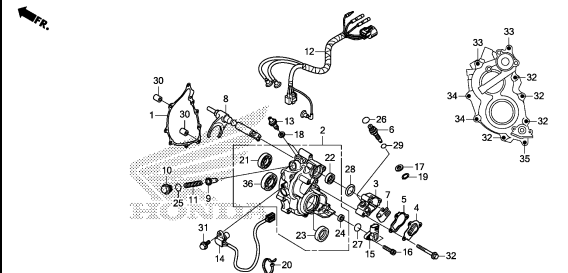
REAR CRANKCASE COVER



HRHSE100

E-10-10

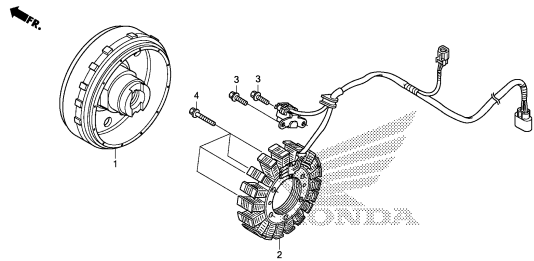
SUB TRANSMISSION COVER



HRHSE1010

E-11

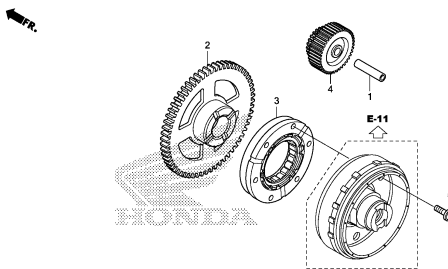
GENERATOR



HRHSE1100

E-12

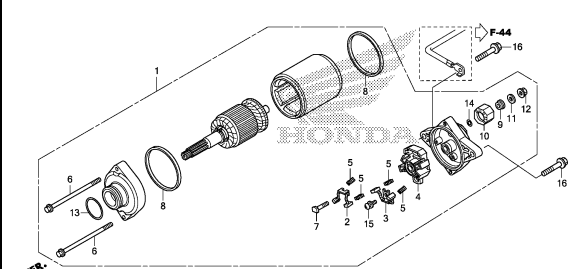
STARTING GEAR



HRHSE1200

E-13

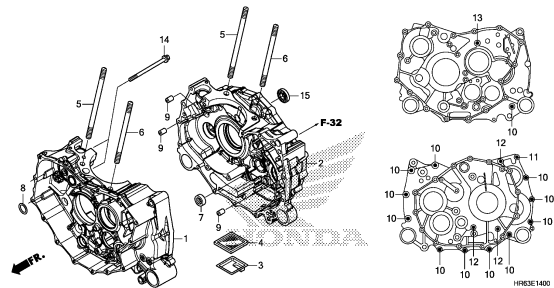
STARTER MOTOR



HRHSE1300

E-14

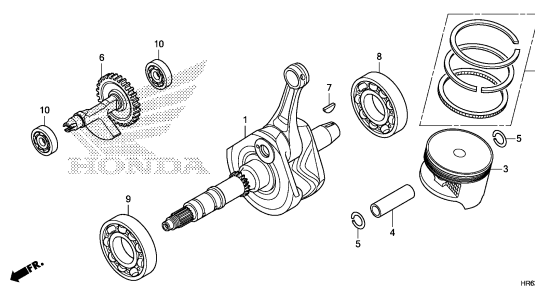
CRANKCASE



HRHSE1400

E-15

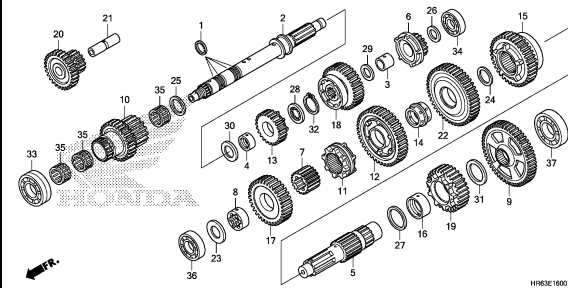
CRANKSHAFT/PISTON



HRHSE1500

E-16

TRANSMISSION



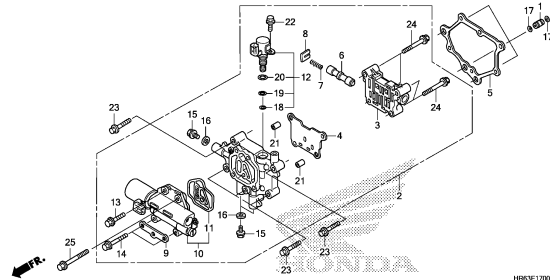
HRHSE1600

2

ENGINE GROUP

E-17

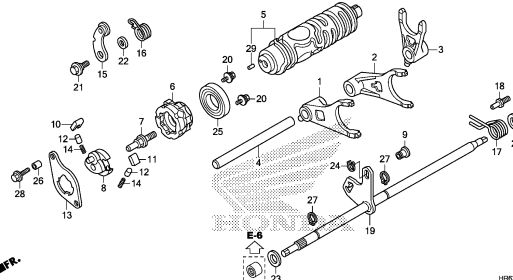
MAIN VALVE BODY



HNH3E1700

E-19

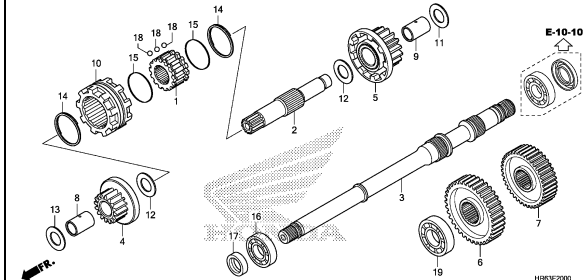
GEARSHIFT FORK



HNH3E1900

E-20

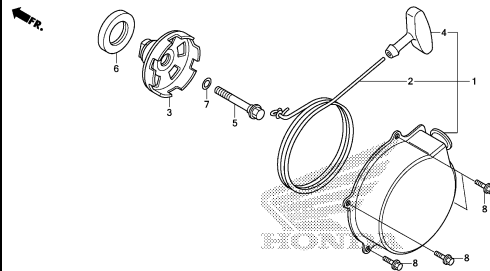
FINAL SHAFT



HNH3E2000

E-21

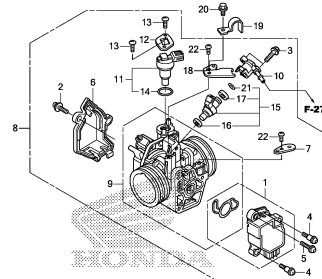
RECOIL STARTER



HNH3E2100

E-23

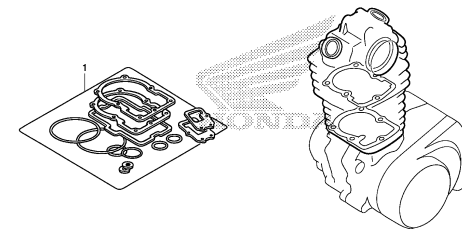
THROTTLE BODY



HNH3E2300

EOP-1

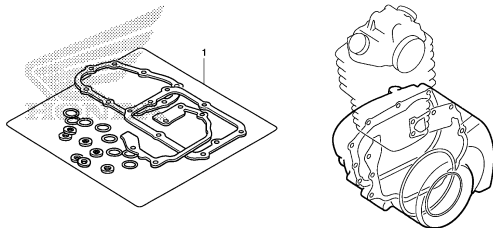
GASKET KIT A



HNH3X0100A

EOP-2

GASKET KIT B



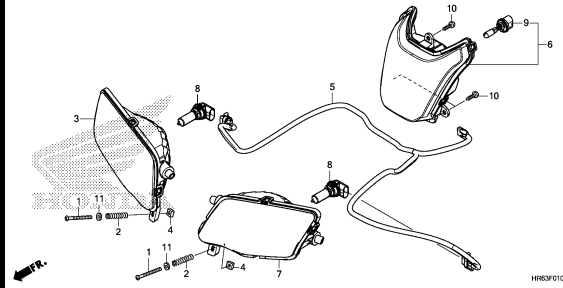
HNH3X0200A

2

FRAME GROUP

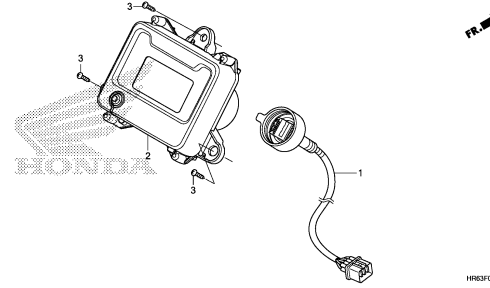
F-1

HEADLIGHT



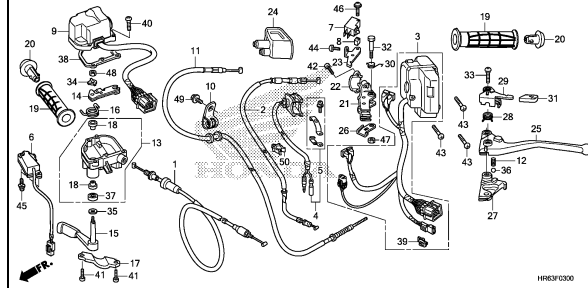
F-2

METER



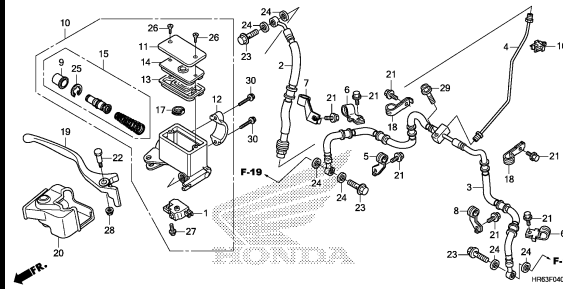
F-3

SWITCH/CABLE



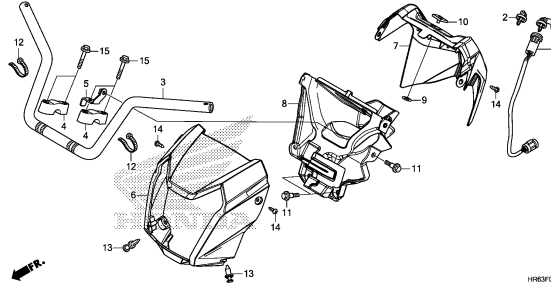
F-4

FRONT BRAKE MASTER CYLINDER



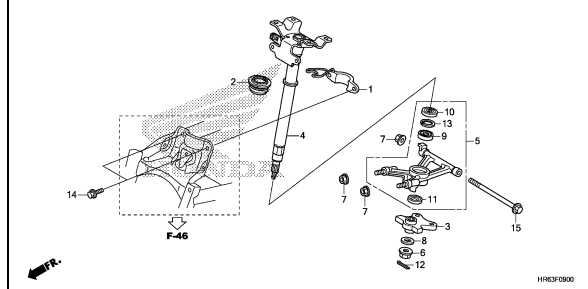
F-8

HANDLE PIPE



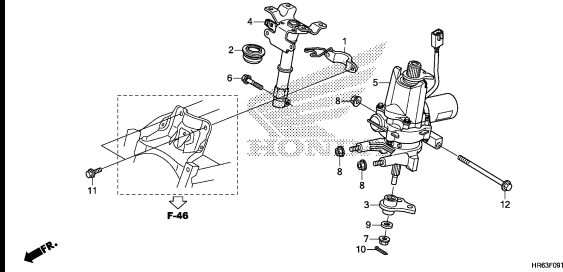
F-9

STEERING SHAFT



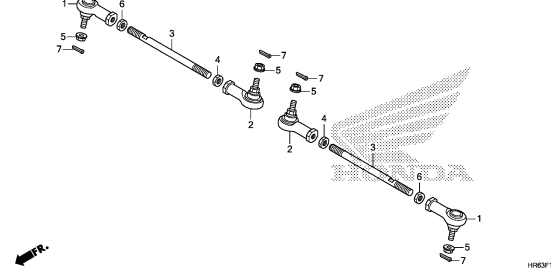
F-9-10

STEERING SHAFT(EPS)



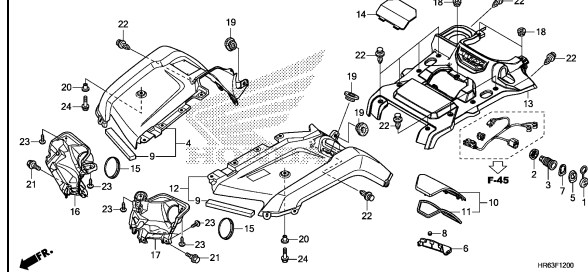
F-10

TIE ROD



F-12

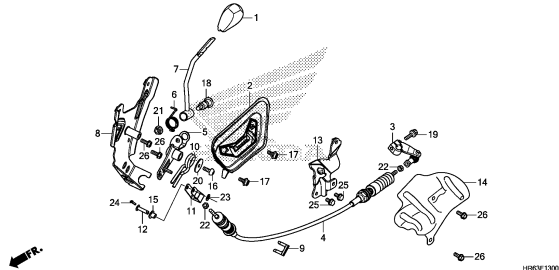
FRONT FENDER



FRAME GROUP

F-13

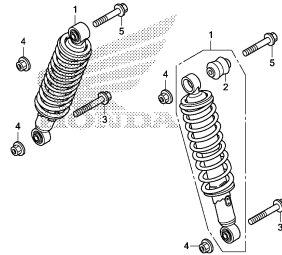
SELECT LEVER



HR83F1300

F-14

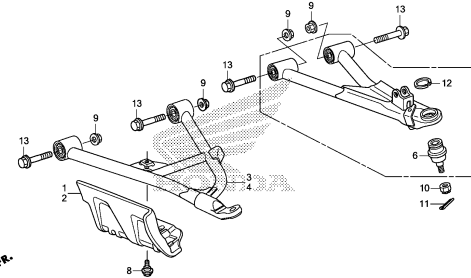
FRONT CUSHION



HR83F1400

F-15

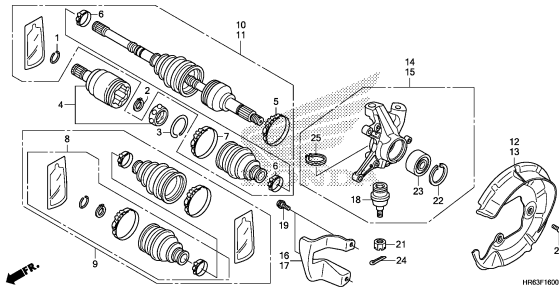
FRONT ARM



HR83F1500

F-16

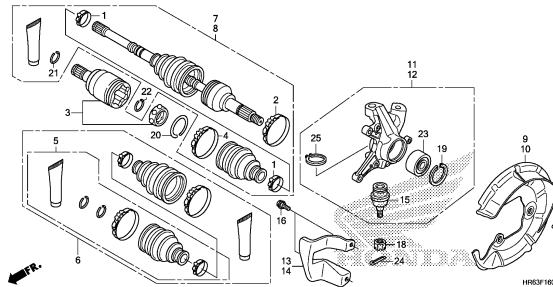
FRONT KNUCKLE/FRONT DRIVE SHAFT (F/G)



HR83F1600

F-16-1

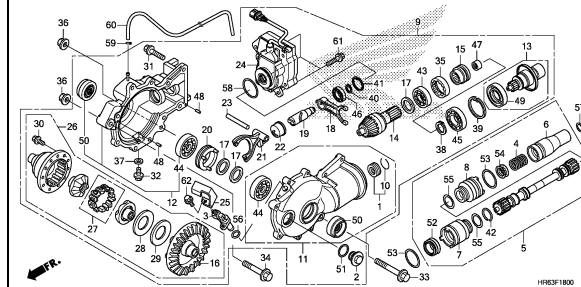
FRONT KNUCKLE/FRONT DRIVE SHAFT(H)



HR83F1601

F-18

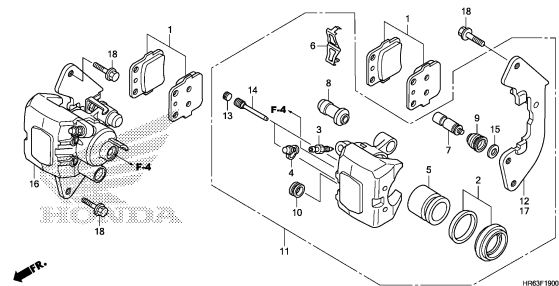
FRONT FINAL GEAR



HR83F1800

F-19

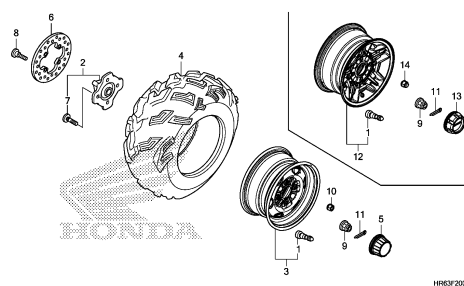
FRONT BRAKE CALIPER



HR83F1900

F-20

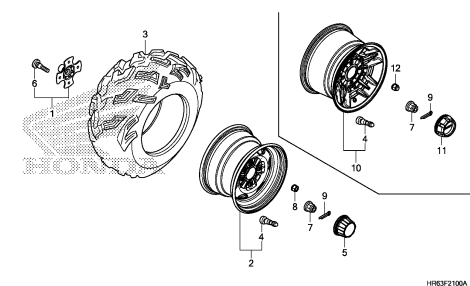
FRONT WHEEL



HR83F2000A

F-21

REAR WHEEL

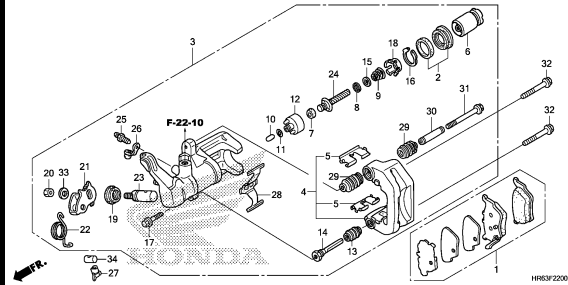


HR83F2100A

FRAME GROUP

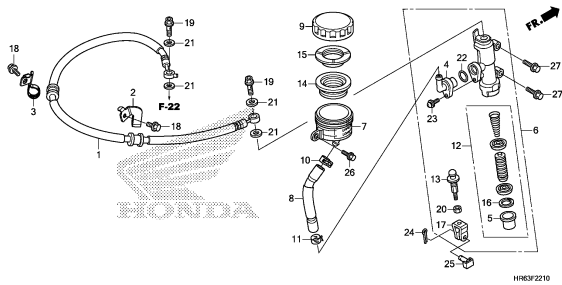
F-22

REAR BRAKE CALIPER



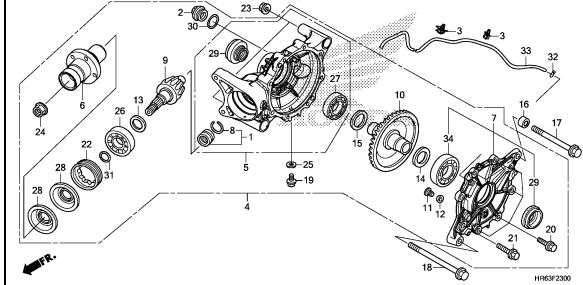
F-22-10

REAR BRAKE MASTER CYLINDER



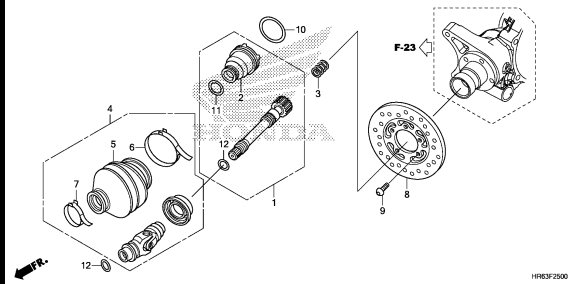
F-23

REAR FINAL GEAR



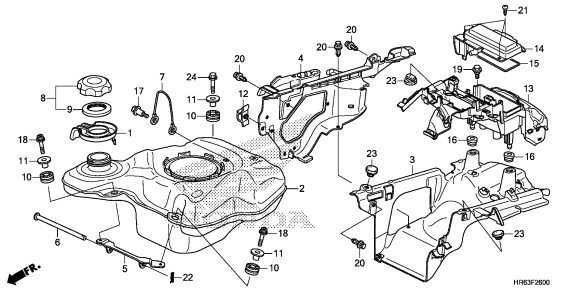
F-25

PROPELLER SHAFT



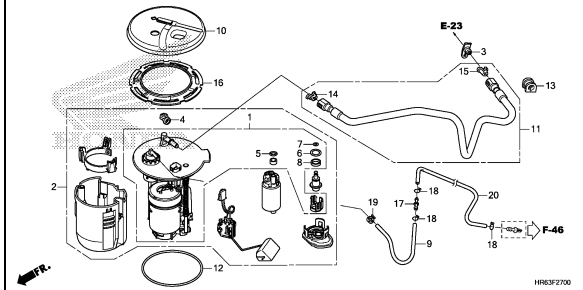
F-26

FUEL TANK



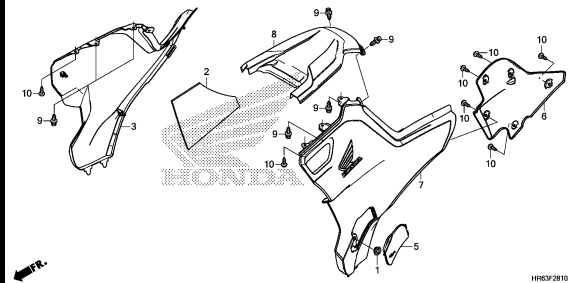
F-27

FUEL PUMP



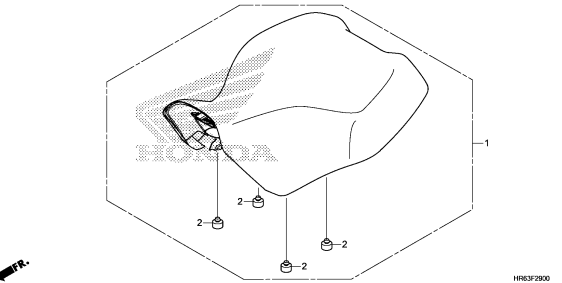
F-28-10

SIDE COVER/TANK COVER



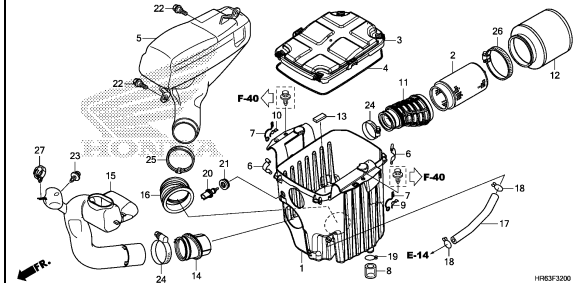
F-29

SEAT



F-32

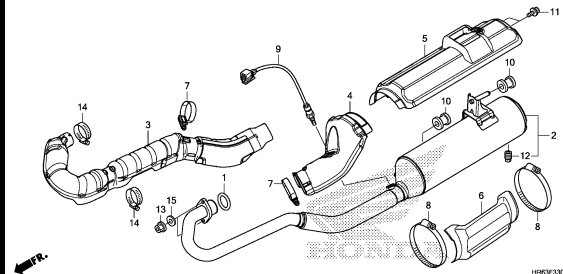
AIR CLEANER



FRAME GROUP

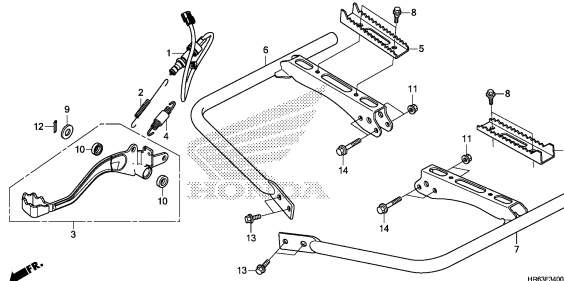
F-33

EXHAUST MUFFLER



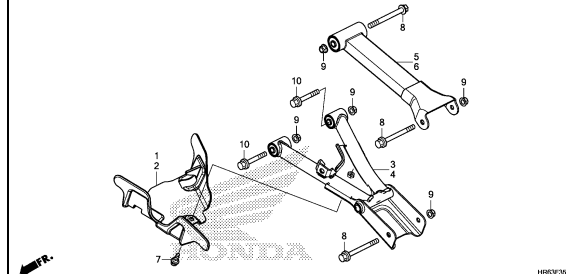
F-34

PEDAL/STEP



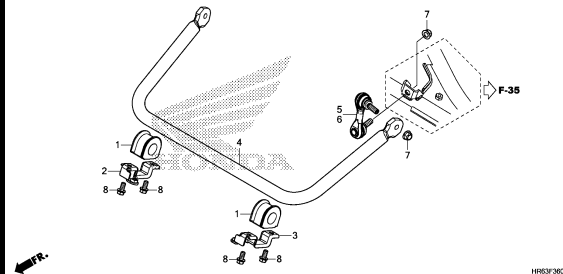
F-35

REAR ARM



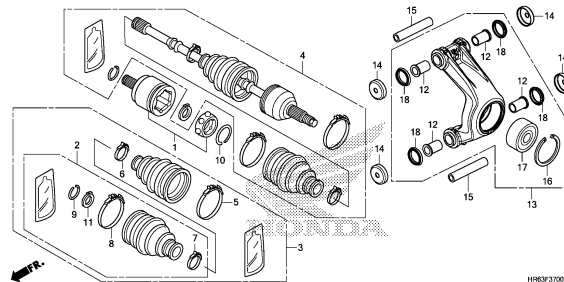
F-36

STABILIZER



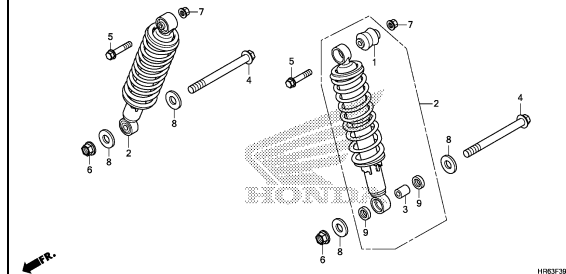
F-37

REAR KNUCKLE/REAR DRIVE SHAFT



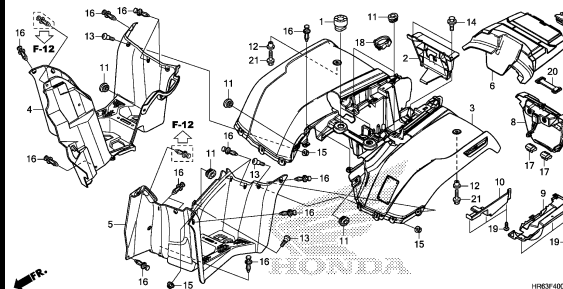
F-39

REAR CUSHION



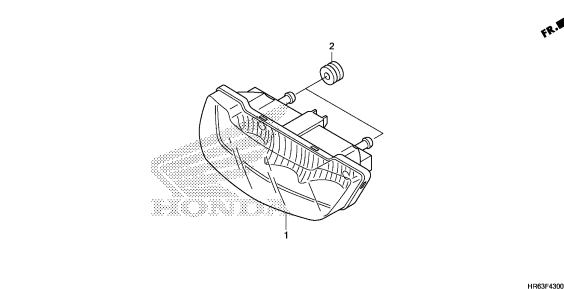
F-40

REAR FENDER



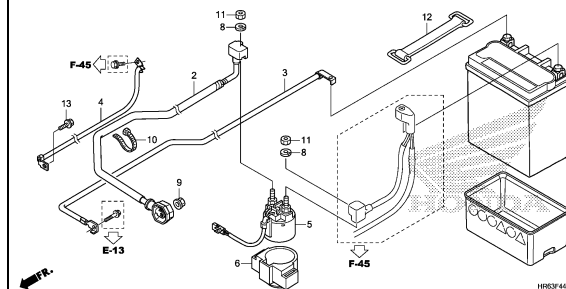
F-43

TAILLIGHT



F-44

BATTERY

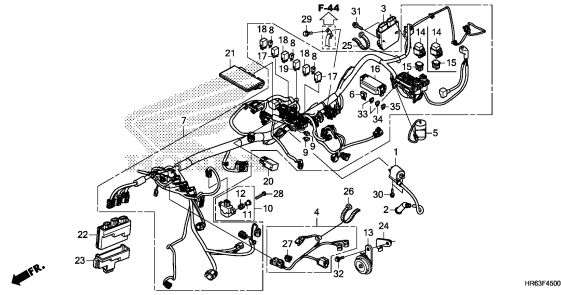


3

FRAME GROUP

F-45

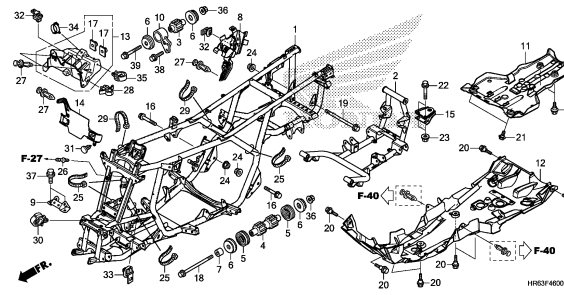
WIRE HARNESS



HRH3F400

F-46

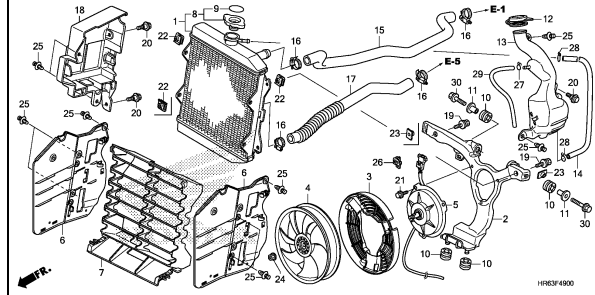
FRAME BODY



HRH3F400

F-49

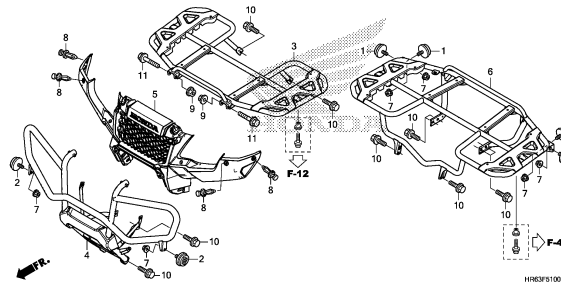
RADIATOR



HRH3F400

F-51

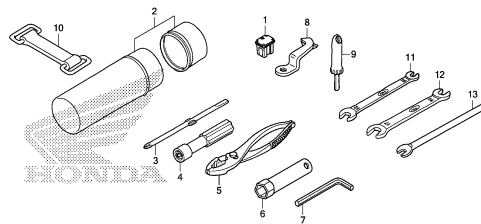
CARRIER



HRH3F510

F-52

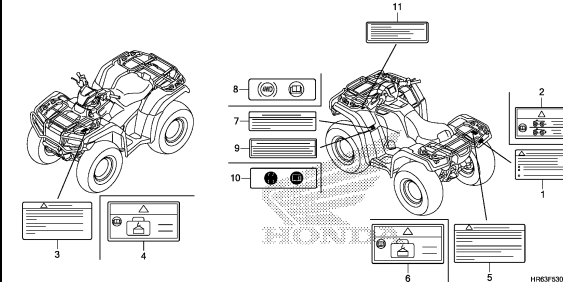
TOOLS



HRH3F520

F-53

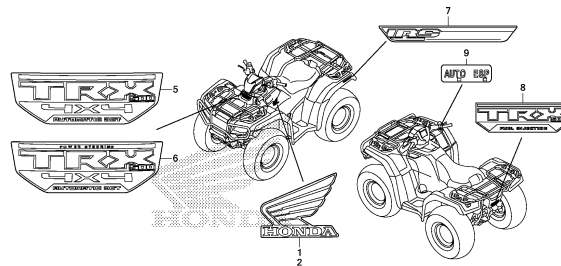
CAUTION LABEL



HRH3F530

F-54

MARK/EMBLEM

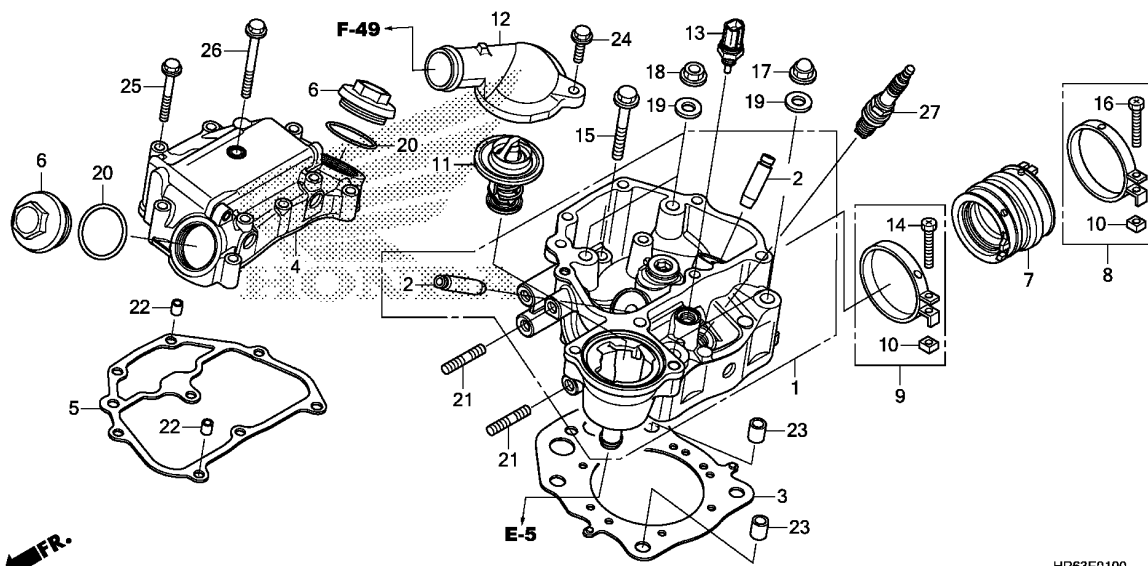


HRH3F540A

3

E-1

CYLINDER HEAD



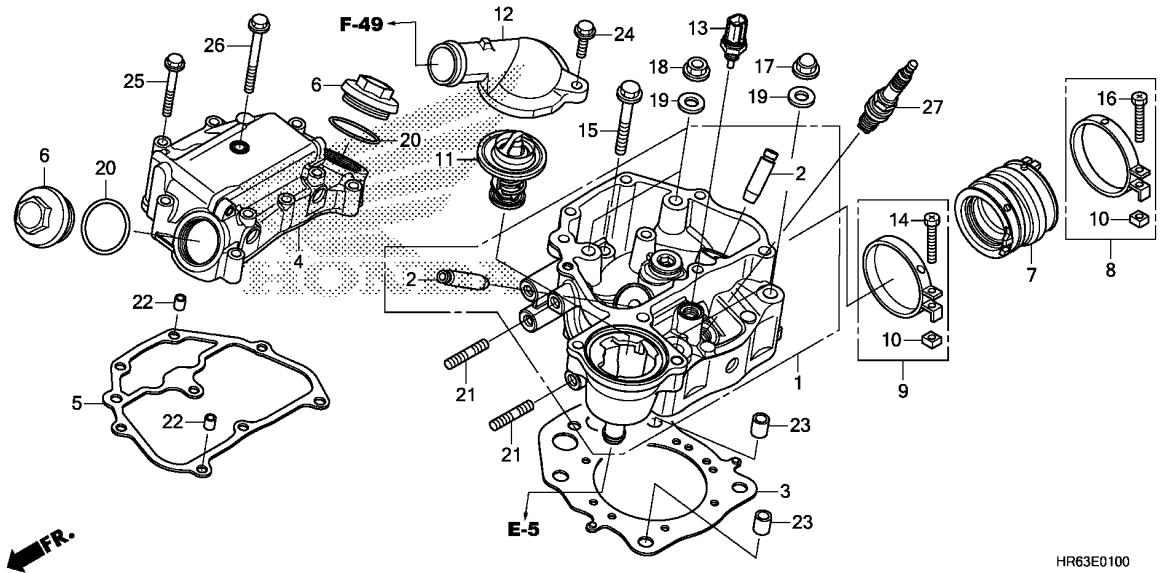
Ref. No.	L.O.N.	(Relative ref. Number) Description	F.R.T.
1	111106	HEAD, CYLINDERINCLUDES: Valve adjust and reface	2.7
2	1111L9	GUIDE, INTAKE VALVE(ONE)INCLUDES: Reaming .INCLUDES: Valve adjust and reface	2.8
	1111M0	GUIDE, EXHAUST VALVE(ONE)INCLUDES: Reaming .INCLUDES: Valve adjust and reface	2.8
	1111M9	GUIDE, VALVE :FOR 1 VEHICLE .. .INCLUDES: Reaming .INCLUDES: Valve adjust and reface	3.1
3	111115	GASKET, CYLINDER HEAD	2.0
4	1111C4	COVER, CYLINDER HEAD	0.7
5	1111D2	GASKET, CYLINDER HEAD COVER ..	0.5
7	311131	INSULATOR, THROTTLE BODY/ CARBURETOR	0.8
11	114116	THERMOSTAT	0.5
12	1141B3	COVER, THERMOSTAT	0.4
13	6171A9	SENSOR, WATER TEMP	0.4
27	614130	PLUG, SPARK	0.2

Ref. No.	Part No.	Description	Reqd. QTY									Serial No.	Parts catalogue code
			FA5			TRX500			FA7				
			F	G	H	F	G	H	G	H			
1	12200-HP7-A01	HEAD COMP., CYLINDER	1	1	1	1	1	1	1	1			
2	12204-HP7-305	GUIDE, VALVE(O.S.)	2	2	2	2	2	2	2	2			
3	12251-HR0-F01	GASKET, CYLINDER HEAD	1	1	1	1	1	1	1	1			
4	12310-HP5-L10	COVER COMP., CYLINDER HEAD ..	1	1	1	1	1	1	1	1			
5	12315-HR0-F01	GASKET, HEAD COVER	1	1	1	1	1	1	1	1			
6	12361-HP5-600	CAP, TAPPET ADJUSTING HOLE ..	2	2	2	2	2	2	2	2			
7	16211-HR4-A40	INSULATOR, THROTTLE BODY	1	1	1	1	1	1	1	1			
8	16217-MBW-J20	BAND, INSULATOR	1	1	1	1	1	1	1	1			
9	16217-MEG-000	BAND, INSULATOR	1	1	1	1	1	1	1	1			
10	16222-MV4-300	NUT, SQUARE, 5MM	2	2	2	2	2	2	2	2			
11	19300-HN8-003	THERMOSTAT ASSY.	1	1	1	1	1	1	1	1			
12	19321-HP5-L10	COVER, THERMOSTAT	1	1	1	1	1	1	1	1			
13	37870-MGS-D31	SENSOR ASSY., WATER TEMPERATURE	1	1	1	1	1	1	1	1			
14	90005-MM4-000	BOLT, RECESSED, 5X32	1	1	1	1	1	1	1	1			
15	90009-PNA-000	BOLT, FLANGE, 8X55	1	1	1	1	1	1	1	1			
16	90023-MM5-000	BOLT, RECESSED, 5X28	1	1	1	1	1	1	1	1			
17	90201-HA0-000	NUT, CAP, 10MM	2	2	2	2	2	2	2	2			
18	90204-634-000	NUT, FLANGE, 10MM	2	2	2	2	2	2	2	2			
19	90465-MM9-000	WASHER, 10MM	4	4	4	4	4	4	4	4			
20	91301-428-003	O-RING, 35.5X3(NOK)	2	2	2	2	2	2	2	2			
21	92900-08025-0B	BOLT, STUD, 8X25	2	2	2	2	2	2	2	2			
22	94301-08140	DOWEL PIN, 8X14	2	2	2	2	2	2	2	2			
23	94301-12160	PIN A, DOWEL, 12X16	2	2	2	2	2	2	2	2			
24	95701-06020-00	BOLT, FLANGE, 6X20	2	2	2	2	2	2	2	2			

2

E-1

CYLINDER HEAD

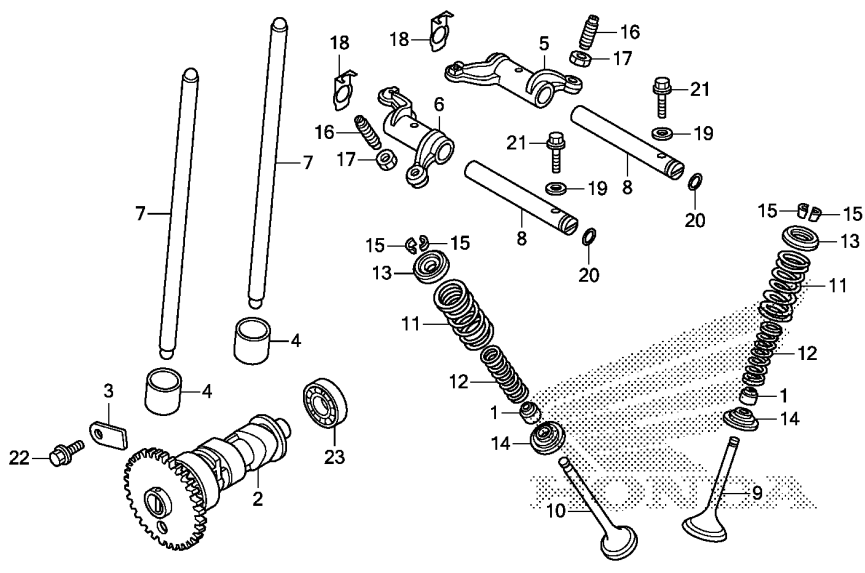


2

Ref. No.	Part No.	Description	Reqd. QTY									Serial No.	Parts catalogue code
			TRX500										
			FA5			FA6			FA7				
F	G	H	F	G	H	G	H						
25	95701-06050-00	BOLT, FLANGE, 6X50	7	7	7	7	7	7	7	7			
26	95701-06065-00	BOLT, FLANGE, 6X65	1	1	1	1	1	1	1	1			
27	98079-5514E	PLUG, SPARK(BKR5E-11)(NGK) ..	1	1	1	1	1	1	1	1			

E-2

CAMSHAFT/VALVE



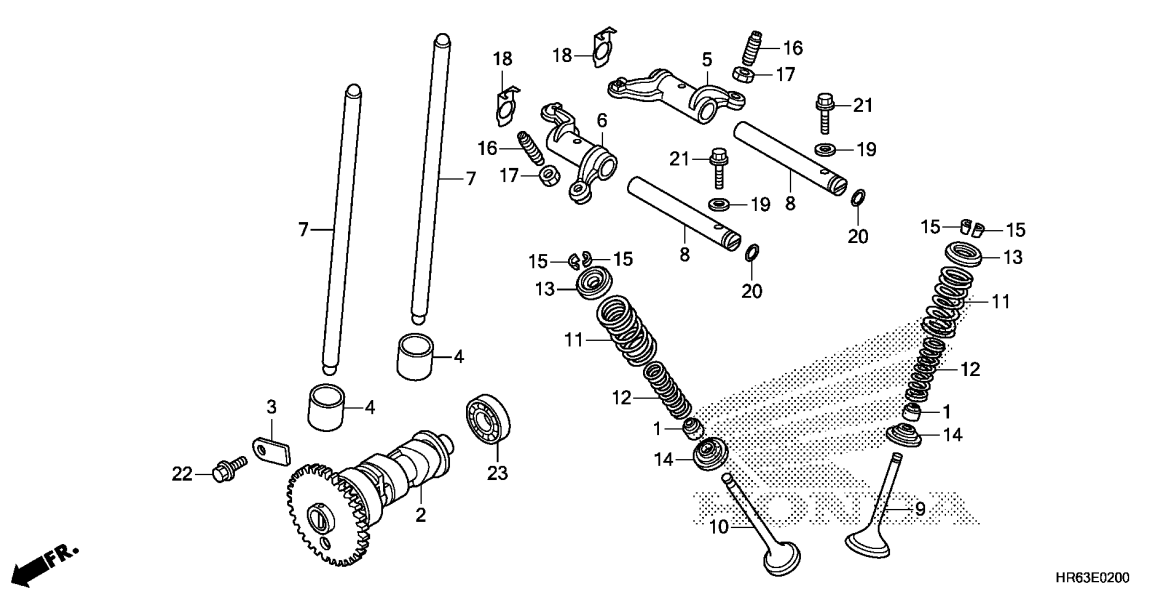
Ref. No.	L.O.N.	(Relative ref. Number) Description	F.R.T.
2	111118	CAMSHAFTINCLUDES: Engine removal and installation .INCLUDES: Valve adjustment (8)	6.3
5	1111K8	ARM, INTAKE VALVE ROCKER(ONE) .INCLUDES: Valve adjustment (8)	0.9
6	1111K9	ARM, EXHAUST VALVE ROCKER(ONE) .INCLUDES: Valve adjustment (8)	0.9
	1111L8	ARM, VALVE ROCKER :FOR 1 VEHICLE	0.9
7	111165	ROD, VALVE PUSHNOTE: Same time for two units .INCLUDES: Valve adjustment	0.6
9	1111N0	VALVE, INTAKE(ONE)	2.3
10	1111N1	VALVE, EXHAUST(ONE)	2.3
	1111P0	VALVE :FOR 1 VEHICLE	2.5
12	1111P2	INTAKE VALVE SPRING AND/OR STEM SEAL(ONE)	2.1

Ref. No.	Part No.	Description	Reqd. QTY										Serial No.	Parts catalogue code
			FA5			FA6			FA7					
			F	G	H	F	G	H	G	H				
1	12208-MBB-003	SEAL, EX. VALVE STEM	2	2	2	2	2	2	2	2				
2	14100-HR6-A60	CAMSHAFT COMP.(38T)	1	1	1	1	1	1	1	1				
3	14115-HP5-000	PLATE, CAM FIXING	1	1	1	1	1	1	1	1				
4	14421-HN8-000	FOLLOWER, CAM	2	2	2	2	2	2	2	2				
5	14431-HR0-F00	ARM, IN. VALVE ROCKER	1	1	1	1	1	1	1	1				
6	14432-HP5-600	ARM, EX. VALVE ROCKER	1	1	1	1	1	1	1	1				
7	14440-HP5-600	ROD COMP., PUSH	2	2	2	2	2	2	2	2				
8	14451-HR3-A40	SHAFT, ROCKER ARM	2	2	2	2	2	2	2	2				
9	14711-HR3-A40	VALVE, IN.	1	1	1	1	1	1	1	1				
10	14721-HR3-A40	VALVE, EX.	1	1	1	1	1	1	1	1				
11	14751-HP0-A00	SPRING, VALVE OUTER	2	2	2	2	2	2	2	2				
12	14761-HP0-A00	SPRING, VALVE INNER	2	2	2	2	2	2	2	2				
13	14771-HP0-A00	RETAINER, VALVE SPRING	2	2	2	2	2	2	2	2				
14	14775-HP0-A00	SEAT, VALVE SPRING	2	2	2	2	2	2	2	2				
15	14781-MBB-003	COTTER, VALVE	4	4	4	4	4	4	4	4				
16	90012-426-000	SCREW, TAPPET ADJUSTING	2	2	2	2	2	2	2	2				
17	90206-250-000	NUT, TAPPET ADJUSTING	2	2	2	2	2	2	2	2				
18	90403-HP5-600	WASHER, SPRING	2	2	2	2	2	2	2	2				
19	90441-706-000	WASHER, SEALING, 6MM	2	2	2	2	2	2	2	2				
20	91306-105-690	O-RING, 1.5X9.5	2	2	2	2	2	2	2	2				
21	95701-06022-00	BOLT, FLANGE, 6X22	2	2	2	2	2	2	2	2				
22	95701-08016-00	BOLT, FLANGE, 8X16	1	1	1	1	1	1	1	1				
23	96100-62020-00	BEARING, RADIAL BALL, 6202 ..	1	1	1	1	1	1	1	1				

2

E-2

CAMSHAFT/VALVE

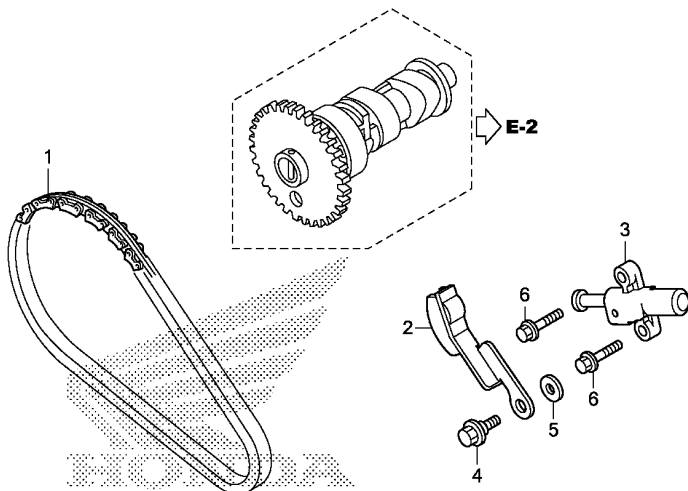


Ref. No.	L.O.N.	(Relative ref. Number) Description	F.R.T.
+12	1111P3	EXHAUST VALVE SPRING AND/OR STEM SEAL(ONE)	2.1
	1111Q2	VALVE SPRING AND/OR STEM SEAL :FOR 1 VEHICLE	2.2
23	1111Q5	BEARING, CAMSHAFT	7.2
.INCLUDES: Engine removal and installation			



E-3

CAM CHAIN/TENSIONER



← IFR.

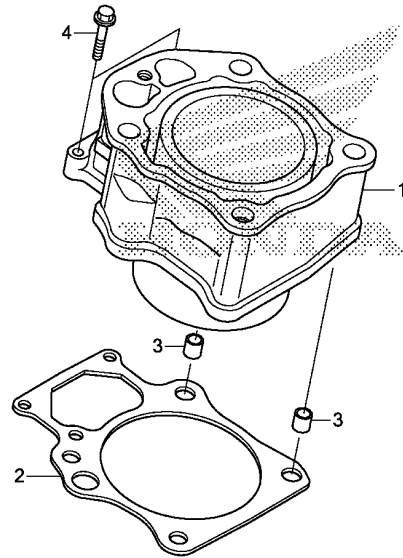
HR63E0300

Ref. No.	L.O.N.	(Relative ref. Number) Description	F.R.T.
1	110140	CHAIN, CAMINCLUDES: Engine removal and installation	6.2
2	111130	TENSIONER, CAM CHAININCLUDES: Engine removal and installation	5.6
3	111133	LIFTER, TENSIONERINCLUDES: Engine removal and installation	5.6

Ref. No.	Part No.	Description	Reqd. QTY								Serial No.	Parts catalogue code
			TRX500				FA7					
			F	FA5 G	H	F	FA6 G	H	G	H		
1	14401-HR6-A61	CHAIN, CAM(BORG WARNER) (60L)	1	-	-	1	-	-	-	-		
	14401-HP5-601	-	1	1	-	1	1	1	1		
2	14510-HP7-A00	TENSIONER COMP., CAM CHAIN ..	1	1	1	1	1	1	1	1		
3	14540-HN5-671	ADJUSTER, TENSIONER	1	1	1	1	1	1	1	1		
4	90023-MR5-670	BOLT, GEARSHIFT DRUM STOPPER										
		ARM PIVOT	1	1	1	1	1	1	1	1		
5	90417-360-000	WASHER, DRUM STOPPER	1	1	1	1	1	1	1	1		
6	95701-06022-08	BOLT, FLANGE, 6X22	2	2	2	2	2	2	2	2		

E-4

CYLINDER



HR63E0400

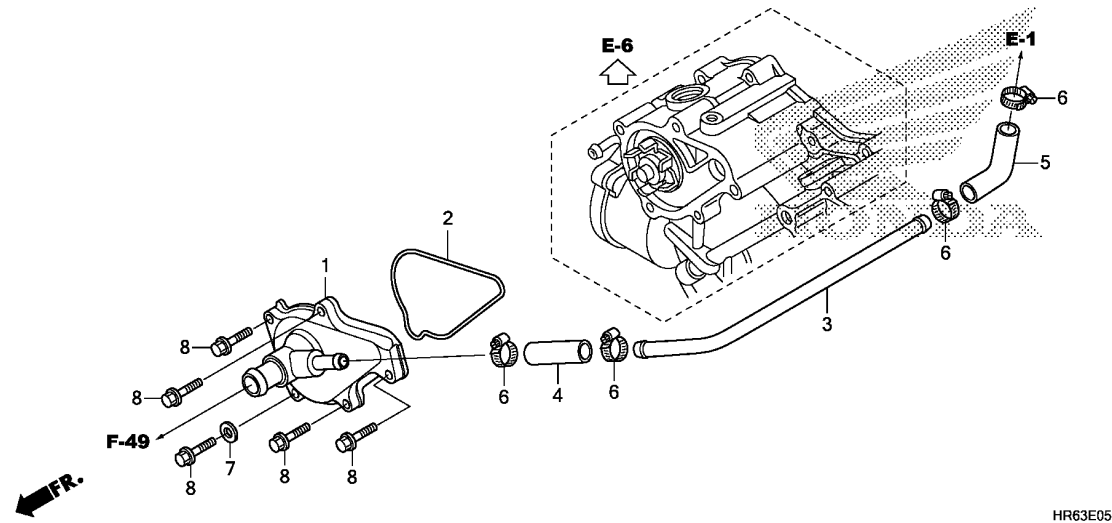
Ref. No.	L.O.N.	(Relative ref. Number) Description	F.R.T.
1	1111A5	CYLINDER	2.4
2	111102	GASKET, CYLINDER	2.3

Ref. No.	Part No.	Description	Reqd. QTY										Serial No.	Parts catalogue code
			TRX500											
			FA5		FA6		FA7							
F	G	H	F	G	H	G	H							
1	12100-HR0-F00	CYLINDER COMP.	1	1	1	1	1	1	1	1	1			
2	12191-HR0-F01	GASKET, CYLINDER	1	1	1	1	1	1	1	1	1			
3	94301-12160	PIN A, DOWEL, 12X16	2	2	2	2	2	2	2	2	2			
4	95701-06032-00	BOLT, FLANGE, 6X32	2	2	2	2	2	2	2	2	2			



E-5

WATER PUMP COVER

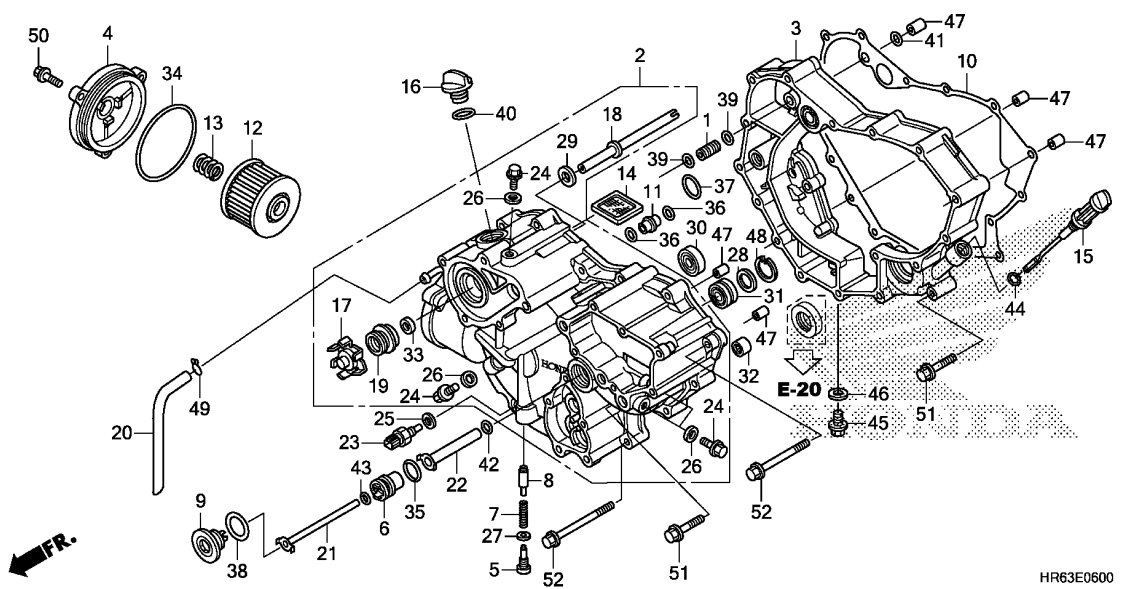


Ref. No.	L.O.N.	(Relative ref. Number) Description	F.R.T.
1	1141B0	COVER, WATER PUMP	0.6
2	1141B1	GASKET, WATER PUMP COVER	0.5
4		(3,5)	
	114130	HOSE A, WATER	0.6

Ref. No.	Part No.	Description	Reqd. QTY										Serial No.	Parts catalogue code
			FA5			FA6			FA7					
			F	G	H	F	G	H	G	H				
1	19220-HP7-A00	COVER COMP., WATER PUMP	1	1	1	1	1	1	1	1				
2	19226-HP5-600	GASKET, WATER PUMP COVER	1	1	1	1	1	1	1	1				
3	19501-HR3-A60	PIPE, WATER	1	1	1	1	1	1	1	1				
4	19502-HR3-A40	HOSE, WATER BYPASS(A)	1	1	1	1	1	1	1	1				
5	19503-HR3-A40	HOSE, WATER BYPASS(B)	1	1	1	1	1	1	1	1				
6	19507-MAT-000	CLAMP, RADIATOR HOSE	4	4	4	4	4	4	4	4				
7	90441-706-000	WASHER, SEALING, 6MM	1	1	1	1	1	1	1	1				
8	95701-06025-00	BOLT, FLANGE, 6X25	5	5	5	5	5	5	5	5				

E-6

FRONT CRANKCASE COVER



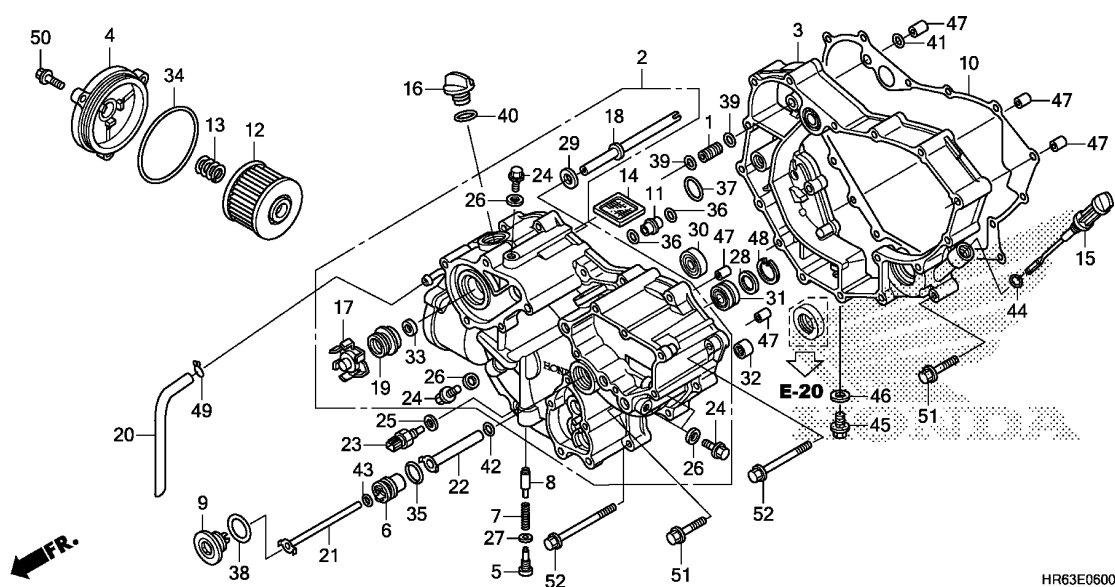
Ref. No.	L.O.N.	(Relative ref. Number) Description	F.R.T.
2	1101A7	COVER, CRANKCASE :FRONTINCLUDES: Engine removal and installation	5.3
3	1101S3	SPACER, FRONT COVERINCLUDES: Engine removal and installation	4.9
10	1101A4	GASKET, CRANKCASE COVER :FRONT .INCLUDES: Engine removal and installation	4.8
12	113127	ELEMENT, OIL FILTER (4,13,34)	0.3
14	1131B5	SCREEN, OIL FILTERINCLUDES: Engine removal and installation	4.8
17	114105	IMPELLER, WATER PUMPINCLUDES: Engine removal and installation	4.9
19	114110	MECHANICAL SEAL, WATER PUMP .. .INCLUDES: Engine removal and installation	5.0
23	6171E4	SENSOR ASSY., OIL THERMOSTAT ..	0.5
30	110125	BEARING, CRANKSHAFTINCLUDES: Engine removal and installation	5.0

Ref. No.	Part No.	Description	Reqd. QTY									Serial No.	Parts catalogue code
			FA5			TRX500			FA7				
			F	G	H	F	G	H	G	H			
1	11145-HR6-A60	PIN, OIL GUIDE, 8MM	1	1	1	1	1	1	1	1			
2	11300-HR6-A60	COVER ASSY., FR. CRANKCASE ..	1	1	1	1	1	1	1	1			
3	11321-HR6-A60	SPACER, FR. COVER	1	1	1	1	1	1	1	1			
4	11333-HP7-A00	COVER, OIL FILTER	1	1	1	1	1	1	1	1			
5	11334-HN2-000	BOLT, VALVE SETTING	1	1	1	1	1	1	1	1			
6	11335-HN8-000	COLLAR, OIL FEED PIPE SETTING	1	1	1	1	1	1	1	1			
7	11336-HN2-000	SPRING, ORIFICE VALVE(PINK) ..	1	1	1	1	1	1	1	1			
8	11337-HN2-000	VALVE, RELIEF	1	1	1	1	1	1	1	1			
9	11337-HN8-000	BOLT, OIL FEED PIPE SETTING ..	1	1	1	1	1	1	1	1			
10	11392-HP7-A00	GASKET, FR. CRANKCASE SPACER	1	1	1	1	1	1	1	1			
11	15235-HN2-000	JOINT, SPECIAL	1	1	1	1	1	1	1	1			
12	15412-HP7-A01	ELEMENT, OIL FILTER	1	1	1	1	1	1	1	1			
13	15414-KF0-000	SPRING, OIL FILTER ELEMENT SETTING	1	1	1	1	1	1	1	1			
14	15421-HR3-A60	SCREEN, OIL FILTER	1	1	1	1	1	1	1	1			
15	15650-HR6-A60	GAUGE, OIL LEVEL	1	1	1	1	1	1	1	1			
16	15655-HN5-670	CAP, OIL FILLER	1	1	1	1	1	1	1	1			
17	19215-MEG-300	IMPELLER, WATER PUMP	1	1	1	1	1	1	1	1			
18	19216-HP7-A00	SHAFT, WATER PUMP	1	1	1	1	1	1	1	1			
19	19217-MAL-300	SEAL, MECHANICAL	1	1	1	1	1	1	1	1			
20	19507-HP7-A00	HOSE, DRAIN	1	1	1	1	1	1	1	1			
21	22710-HP7-A00	PIPE COMP. A, FEED	1	1	1	1	1	1	1	1			
22	22715-HP7-A00	PIPE COMP. B, FEED	1	1	1	1	1	1	1	1			
23	37750-KPH-701	SENSOR ASSY., THERMOSTAT OIL (PANASONIC)	1	1	1	1	1	1	1	1			



E-6

FRONT CRANKCASE COVER

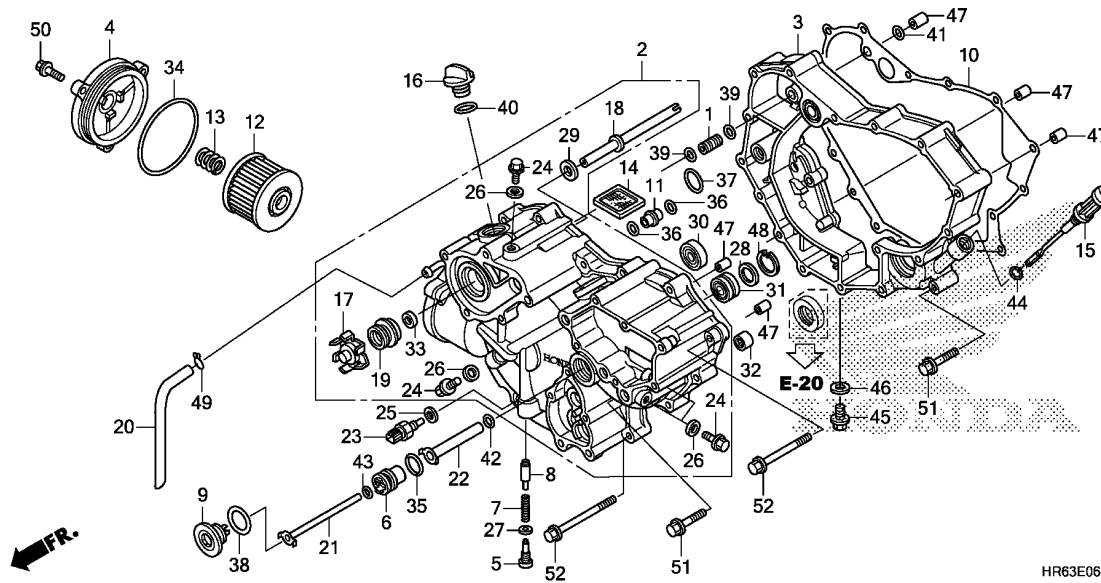


Ref. No.	L.O.N.	(Relative ref. Number) Description	F.R.T.
31	2101J2	BEARING, MAINSHAFT :FRONT COVERINCLUDES: Engine removal and installation	4.9

Ref. No.	Part No.	Description	Reqd. QTY									Serial No.	Parts catalogue code
			FA5			TRX500			FA7				
			F	G	H	F	G	H	G	H			
24	90024-612-000	BOLT, SEALING, 8MM	4	4	4	4	4	4	4	4			
25	90443-MB0-000	WASHER, SEALING, 10.2MM	1	1	1	1	1	1	1	1			
26	90471-580-000	PACKING, 8MM	4	4	4	4	4	4	4	4			
27	90545-MC0-000	WASHER, OIL BOLT	1	1	1	1	1	1	1	1			
28	90554-KA5-680	WASHER, THRUST, 19MM	1	1	1	1	1	1	1	1			
29	90599-767-C10	WASHER, THRUST, 12X23X2	1	1	1	1	1	1	1	1			
30	91009-HF1-671	BEARING, RADIAL BALL, 15X32X9	1	1	1	1	1	1	1	1			
31	91022-HP7-A01	BEARING, NEEDLE, 16X28X13 ...	1	1	1	1	1	1	1	1			
32	91053-719-005	BEARING, NEEDLE, 12X16X10(NTN)	1	1	1	1	1	1	1	1			
33	91201-MV4-003	OIL SEAL, 12X26X7(ARAI)	1	1	1	1	1	1	1	1			
34	91301-107-000	O-RING, 75X2.5	1	1	1	1	1	1	1	1			
35	91301-P7X-003	O-RING, 18.5X1.9(NOK)	1	1	1	1	1	1	1	1			
36	91303-KF0-003	O-RING, 14.8X2.4(ARAI)	2	2	2	2	2	2	2	2			
37	91304-HP5-601	O-RING, 20.6X1.9	1	1	1	1	1	1	1	1			
38	91305-KF0-003	O-RING, 27X2(ARAI)	1	1	1	1	1	1	1	1			
39	91305-MG7-003	O-RING, 5X1.7(ARAI)	2	2	2	2	2	2	2	2			
40	91307-KF0-003	O-RING, 18X3(ARAI)	1	1	1	1	1	1	1	1			
41	91313-MN5-004	O-RING, 7.8X1.9(NOK)	1	1	1	1	1	1	1	1			
42	91314-PC9-003	O-RING, 8.5X1.9(ARAI)	1	1	1	1	1	1	1	1			
43	91315-PC9-004	O-RING, 6X1.5(NOK)	1	1	1	1	1	1	1	1			
44	91316-MJ8-003	O-RING, 8.4X2.4	1	1	1	1	1	1	1	1			
45	92800-12000	BOLT, DRAIN PLUG, 12MM	1	1	1	1	1	1	1	1			
46	94109-12000	WASHER, DRAIN PLUG, 12MM	1	1	1	1	1	1	1	1			
47	94301-08140	DOWEL PIN, 8X14	5	5	5	5	5	5	5	5			

E-6

FRONT CRANKCASE COVER

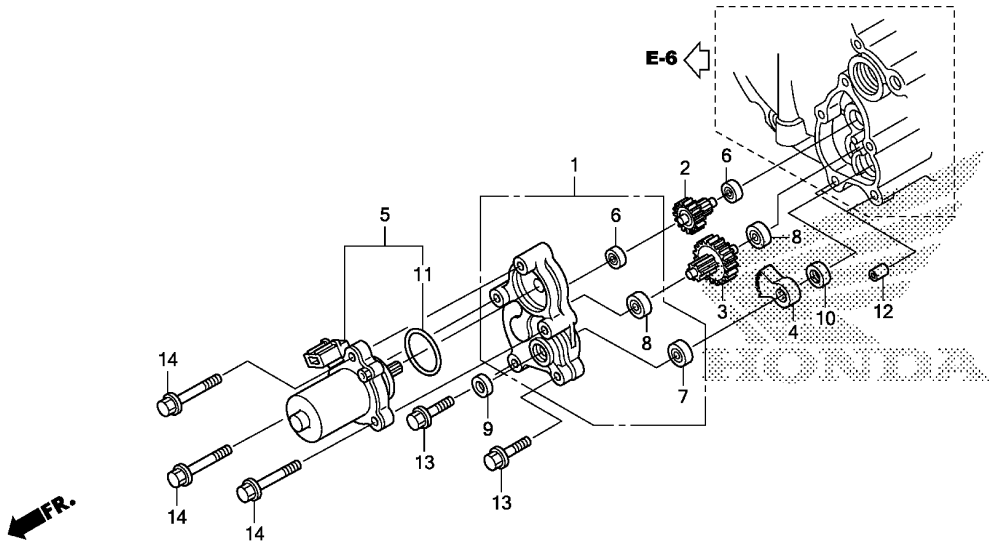


Ref. No.	Part No.	Description	Reqd. QTY										Serial No.	Parts catalogue code
			FA5			TRX500			FA6			FA7		
			F	G	H	F	G	H	G	H				
48	94520-28000	CIRCLIP, INTERNAL, 28MM	1	1	1	1	1	1	1	1				
49	95002-02130	CLIP, TUBE(B12.5)	1	1	1	1	1	1	1	1				
50	95701-06022-00	BOLT, FLANGE, 6X22	3	3	3	3	3	3	3	3				
51	95701-06040-00	BOLT, FLANGE, 6X40	2	2	2	2	2	2	2	2				
52	95701-06090-00	BOLT, FLANGE, 6X90	13	13	13	13	13	13	13	13				



E-6-10

CONTROL MOTOR



HR63E0610

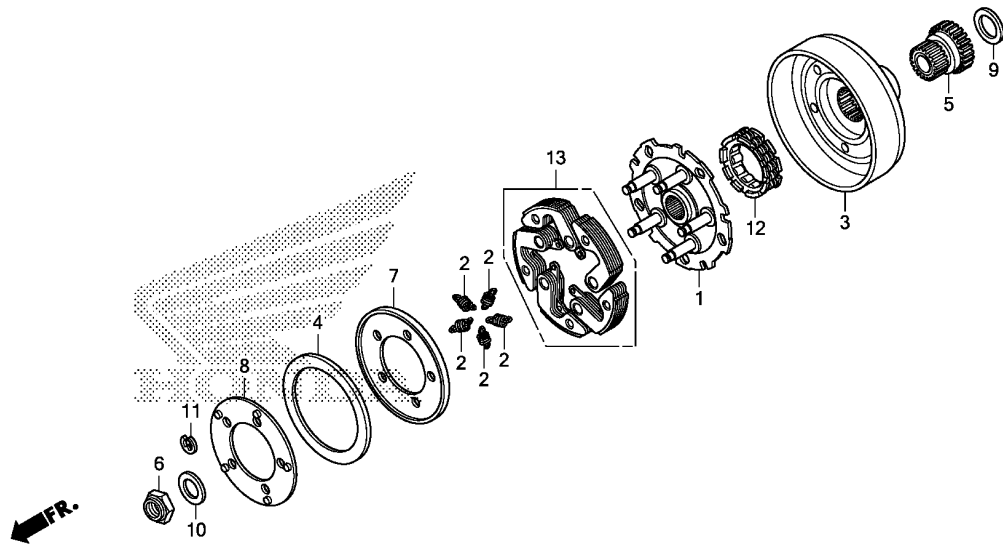
Ref. No.	L.O.N.	(Relative ref. Number) Description	F.R.T.
1	2101D7	COVER, REDUCTION GEAR (3,4)	0.5
2	110111	GEAR, REDUCTION .NOTE: Same time for two units or more	0.5
5	2101B8	MOTOR, SHIFT CONTROL (7,8)	0.5
6	2101D8	BEARING, REDUCTION GEAR :FRONT .NOTE: Same time for two units or more	0.6
	2101D9	BEARING, REDUCTION GEAR :REAR .NOTE: Same time for two units or more	0.7
	2101E0	BEARING, REDUCTION GEAR :FOR 1 VEHICLE	0.8

Ref. No.	Part No.	Description	Reqd. QTY									Serial No.	Parts catalogue code
			FA5			TRX500			FA7				
			F	G	H	F	G	H	G	H			
1	11335-HP7-A00	COVER COMP., REDUCTION GEAR	1	1	1	1	1	1	1	1			
2	24615-HP7-A01	GEAR, SHIFT REDUCTION(41T/7T)	1	1	1	1	1	1	1	1			
3	24616-HP7-A01	GEAR, SHIFT REDUCTION(32T/10T)	1	1	1	1	1	1	1	1			
4	24617-HP7-A01	GEAR, SHIFT REDUCTION(45T)	1	1	1	1	1	1	1	1			
5	31300-HP5-601	MOTOR ASSY., CONTROL	1	1	1	1	1	1	1	1			
6	91050-HN0-A11	BEARING, RADIAL BALL, 696ZZ	2	2	2	2	2	2	2	2			
7	91050-HN7-003	BEARING, RADIAL BALL, 699ZZ	1	1	1	1	1	1	1	1			
8	91060-HN0-A11	BEARING, RADIAL BALL, 626ZZ	2	2	2	2	2	2	2	2			
9	91201-PA9-004	OIL SEAL, 9X18X7(ARAI)	1	1	1	1	1	1	1	1			
10	91205-KF0-003	OIL SEAL, 12X20X5(ARAI)	1	1	1	1	1	1	1	1			
11	91351-HM8-A51	O-RING, CONTROL MOTOR	1	1	1	1	1	1	1	1			
12	94301-08140	DOWEL PIN, 8X14	2	2	2	2	2	2	2	2			
13	95701-06035-00	BOLT, FLANGE, 6X35	2	2	2	2	2	2	2	2			
14	95701-06050-00	BOLT, FLANGE, 6X50	3	3	3	3	3	3	3	3			

2

E-7

CLUTCH



HR63E0700

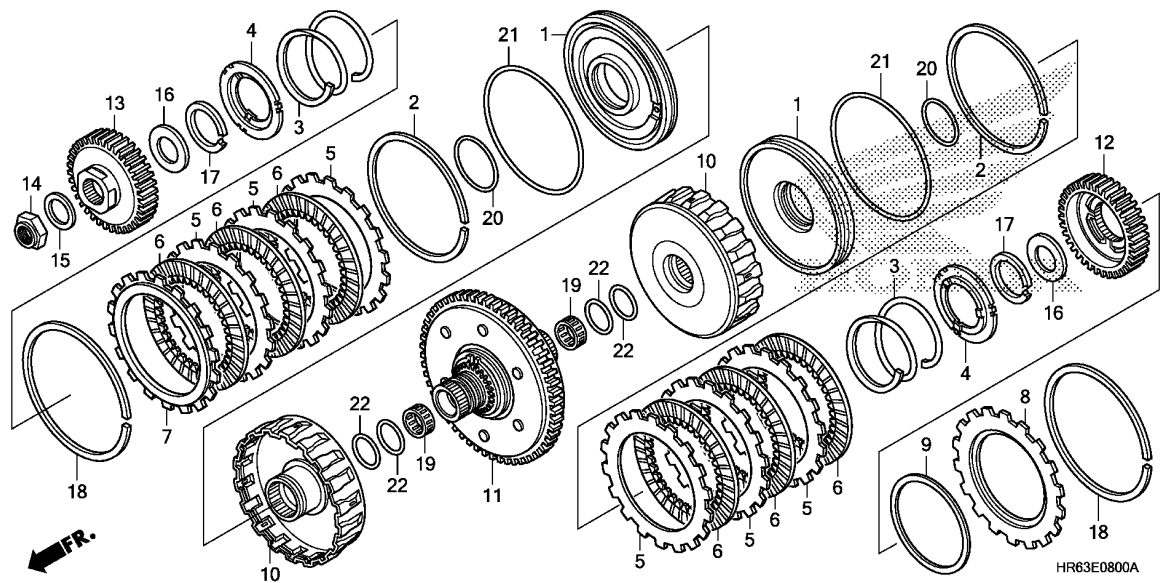
Ref. No.	L.O.N.	(Relative ref. Number) Description	F.R.T.
1	2121A2	PLATE, CLUTCH DRIVEINCLUDES: Engine removal and installation	5.3
3	2121E2	OUTER, CLUTCH :UPPERINCLUDES: Engine removal and installation	5.2
5	211105	GEAR, PRIMARY DRIVEINCLUDES: Engine removal and installation	5.2
12	2121C3	CLUTCH, DRIVE ONE WAYINCLUDES: Engine removal and installation	5.2
13	2121A6	(2,4,7,8) WEIGHT SET, CLUTCHINCLUDES: Engine removal and installation	5.3

Ref. No.	Part No.	Description	Reqd. QTY										Serial No.	Parts catalogue code
			FA5			TRX500			FA6			FA7		
			F	G	H	F	G	H	G	H	G	H		
1	22350-HR6-A60	PLATE COMP., DRIVE	1	1	1	1	1	1	1	1	1	1		
2	22451-HR6-A60	SPRING, CLUTCH DRIVE	5	5	5	5	5	5	5	5	5	5		
3	22500-HR6-A60	OUTER COMP., CLUTCH	1	1	1	1	1	1	1	1	1	1		
4	22714-HP5-600	SPRING, CONED DISK	1	1	1	1	1	1	1	1	1	1		
5	23120-HP7-A00	GEAR COMP., DRIVE(25T)	1	1	1	1	1	1	1	1	1	1		
6	90235-HM7-000	NUT, LOCK, 20MM	1	1	1	1	1	1	1	1	1	1		
7	90406-HR6-A60	WASHER, 64X122X1.0	1	1	1	1	1	1	1	1	1	1		
8	90407-HR6-A60	WASHER, 64X105X2	1	1	1	1	1	1	1	1	1	1		
9	90457-HN2-000	WASHER, THRUST, 29X40X2	1	1	1	1	1	1	1	1	1	1		
10	90459-KB4-670	WASHER, THRUST, 20MM	1	1	1	1	1	1	1	1	1	1		
11	90605-166-720	CIRCLIP, 7MM	5	5	5	5	5	5	5	5	5	5		
12	91101-HN2-003	CLUTCH, ONE WAY	1	1	1	1	1	1	1	1	1	1		
13	22535-HR6-305	WEIGHT SET, CLUTCH	1	1	1	1	1	1	1	1	1	1		



E-8

CLUTCH(DCT)

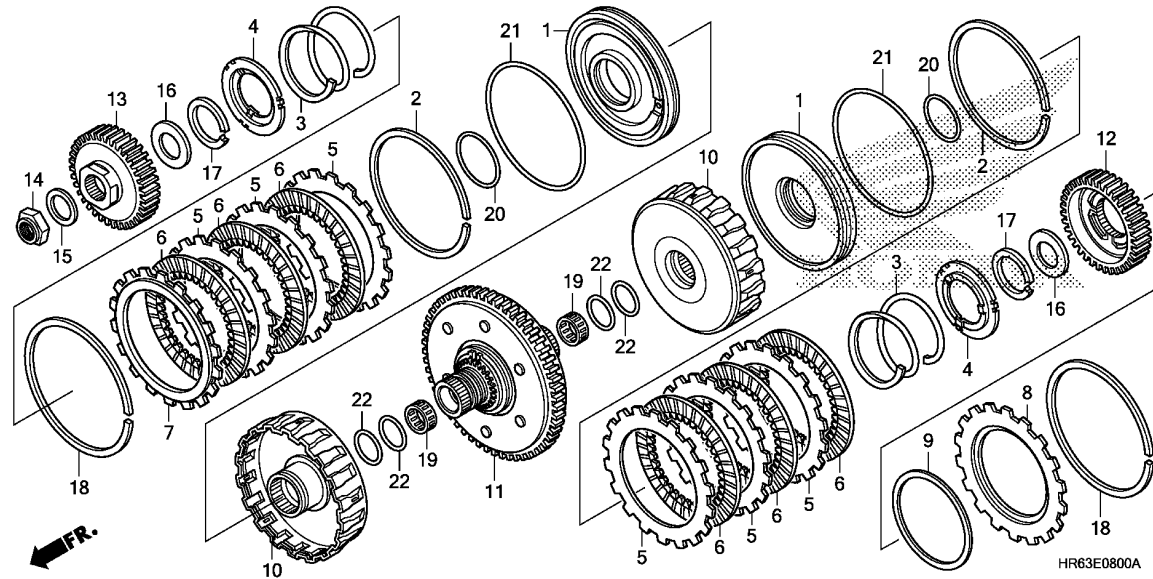


Ref. No.	L.O.N.	(Relative ref. Number) Description	F.R.T.
1	2121C8	PISTON, CLUTCH(LOW)INCLUDES: Engine removal and installation	5.5
6	2121A1	DISC, CLUTCH FRICTIONINCLUDES: Engine removal and installation .NOTE: Same time for two units or more	5.4
10	212145	GUIDE, CLUTCH(LOW)INCLUDES: Engine removal and installation	5.5
11	211100	GEAR, PRIMARY DRIVENINCLUDES: Engine removal and installation	5.5
12	2121N3	GUIDE, CLUTCHINCLUDES: Engine removal and installation	5.7
13	2121N8	GUIDE, FIRST CLUTCH GEARINCLUDES: Engine removal and installation	5.3

Ref. No.	Part No.	Description	Reqd. QTY									Serial No.	Parts catalogue code
			TRX500			FA6			FA7				
			F	G	H	F	G	H	G	H			
1	22530-HN8-003	PISTON COMP., CLUTCH	2	2	2	2	2	2	2	2			
2	22536-HN8-003	SPRING, CLUTCH WAVE	2	2	2	2	2	2	2	2			
3	22541-HN8-003	SPRING, CLUTCH RETURN	2	2	2	2	2	2	2	2			
4	22542-HP7-A01	SEAT, RETURN SPRING	2	2	2	2	2	2	2	2			
5	22543-HP7-A01	PLATE, CLUTCH	6	6	6	6	6	6	6	6			
6	22544-HP7-A01	DISK, CLUTCH	6	6	6	6	6	6	6	6			
7	22551-HP7-A01	PLATE A, CLUTCH END(1.9MM)	--	1	1	1	1	1	1	1			
	22552-HP7-A01	PLATE A, CLUTCH END(2.0MM)	--	1	1	1	1	1	1	1			
	22553-HP7-A01	PLATE A, CLUTCH END(2.1MM)	--	1	1	1	1	1	1	1			
	22554-HP7-A01	PLATE A, CLUTCH END(2.2MM)	--	1	1	1	1	1	1	1			
	22555-HP7-A01	PLATE A, CLUTCH END(2.3MM)	--	1	1	1	1	1	1	1			
	22556-HP7-A01	PLATE A, CLUTCH END(2.4MM)	--	1	1	1	1	1	1	1			
	22557-HP7-A01	PLATE A, CLUTCH END(2.5MM)	--	1	1	1	1	1	1	1			
	22558-HP7-A01	PLATE A, CLUTCH END(2.6MM)	--	1	1	1	1	1	1	1			
	22559-HP7-A01	PLATE A, CLUTCH END(2.7MM)	--	1	1	1	1	1	1	1			
8	22561-HP7-A00	PLATE B, CLUTCH END(1.9MM)	--	1	1	1	1	1	1	1			
	22562-HP7-A00	PLATE B, CLUTCH END(2.0MM)	--	1	1	1	1	1	1	1			
	22563-HP7-A00	PLATE B, CLUTCH END(2.1MM)	--	1	1	1	1	1	1	1			
	22564-HP7-A00	PLATE B, CLUTCH END(2.2MM)	--	1	1	1	1	1	1	1			
	22565-HP7-A00	PLATE B, CLUTCH END(2.3MM)	--	1	1	1	1	1	1	1			
	22566-HP7-A00	PLATE B, CLUTCH END(2.4MM)	--	1	1	1	1	1	1	1			
	22567-HP7-A00	PLATE B, CLUTCH END(2.5MM)	--	1	1	1	1	1	1	1			
	22568-HP7-A00	PLATE B, CLUTCH END(2.6MM)	--	1	1	1	1	1	1	1			
	22569-HP7-A00	PLATE B, CLUTCH END(2.7MM)	--	1	1	1	1	1	1	1			
9	22571-HP7-A00	PLATE A, CLUTCH GUIDE	1	1	1	1	1	1	1	1			
10	22651-HP7-A01	GUIDE COMP., CLUTCH	2	2	2	2	2	2	2	2			

E-8

CLUTCH(DCT)

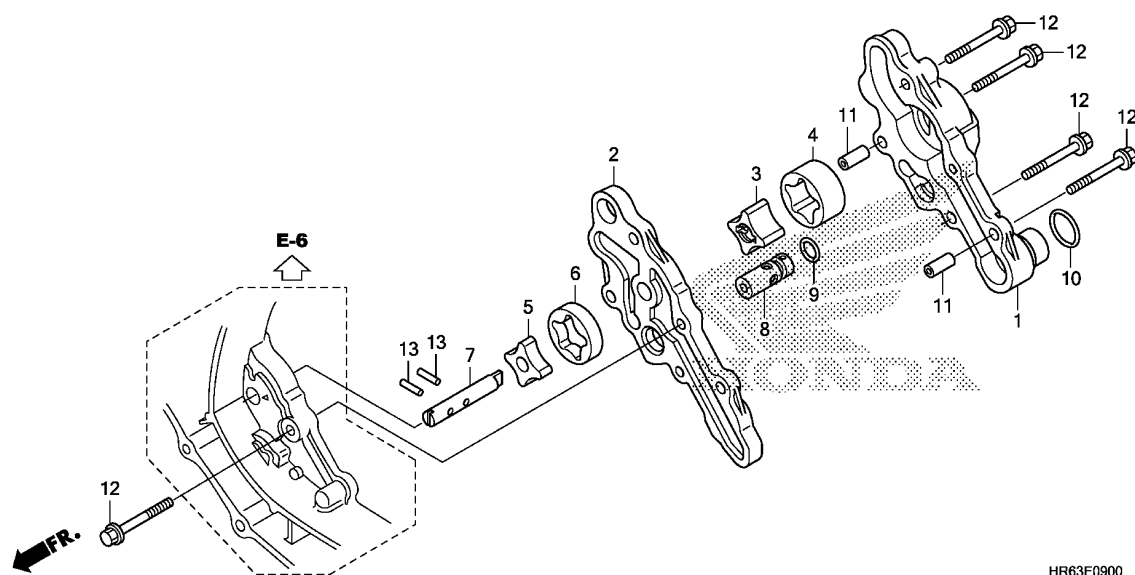


Ref. No.	Part No.	Description	Reqd. QTY									Serial No.	Parts catalogue code
			FA5			TRX500 FA6			FA7				
			F	G	H	F	G	H	G	H			
11	23100-HP7-A00	GEAR COMP., PRIMARY DRIVEN (67T)	1	1	1	1	1	1	1	1			
12	23405-HP7-A00	GUIDE, SECOND CLUTCH GEAR ...	1	1	1	1	1	1	1	1			
13	23406-HP7-A00	GUIDE, FIRST CLUTCH GEAR ...	1	1	1	1	1	1	1	1			
14	90236-HN5-M00	NUT, LOCK, 18MM	1	1	1	1	1	1	1	1			
15	90432-MR1-000	WASHER, SPECIAL, 18MM	1	1	1	1	1	1	1	1			
16	90452-HP7-A00	WASHER, WAVE THRUST, 23.5X42X1	2	2	2	2	2	2	2	2			
17	90603-P24-A11	CIRCLIP, EXTERNAL, 42MM (F.C.C.)	2	2	2	2	2	2	2	2			
	90603-PL4-000	CIRCLIP, EXTERNAL, 42MM	2	2	2	2	2	2	2	2			
18	90605-P24-A01	RING, SNAP, 119MM(F.C.C.) ...	2	2	2	2	2	2	2	2			
	90605-PC9-000	RING, SNAP, 119MM	2	2	2	2	2	2	2	2			
19	91021-HP7-A01	BEARING, NEEDLE, 23X27X13 ...	2	2	2	2	2	2	2	2			
20	91302-PL4-003	O-RING, 41.8X2.2(NOK)	2	2	2	2	2	2	2	2			
21	91303-PC9-003	O-RING, 104X2.2(ARAI)	2	2	2	2	2	2	2	2			
	91303-PC9-004	O-RING, 104X2.2(NOK)	2	2	2	2	2	2	2	2			
22	91307-PA9-003	O-RING, 31.2X1.9(ARAI)	4	4	4	4	4	4	4	4			



E-9

OIL PUMP



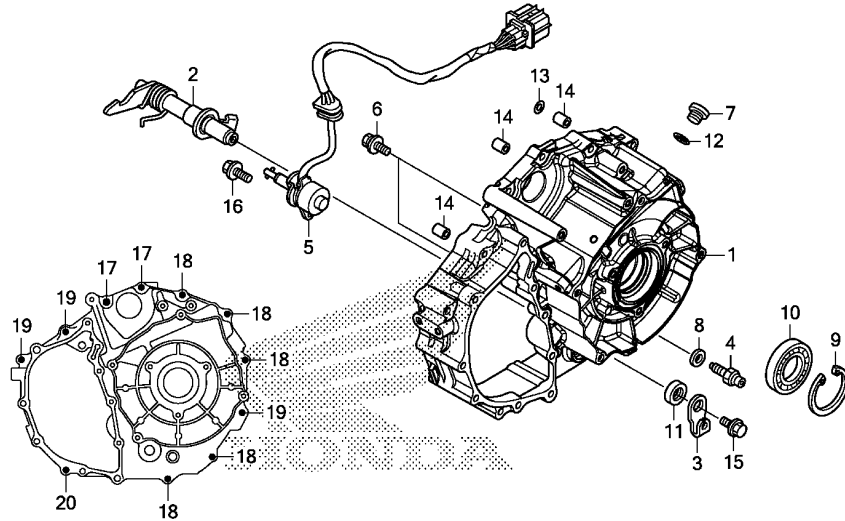
HR63E0900

Ref. No.	L.O.N.	(Relative ref. Number) Description	F.R.T.
5	1131C7	(1,2,3,4,6,8,9) ROTOR, OIL PUMPINCLUDES: Engine removal and installation .NOTE: Same time for two units or more	5.1

Ref. No.	Part No.	Description	Reqd. QTY										Serial No.	Parts catalogue code
			FA5			TRX500			FA6			FA7		
			F	G	H	F	G	H	G	H				
1	15101-HR6-A60	BODY COMP. A, OIL PUMP	1	1	1	1	1	1	1	1				
2	15102-HR6-A60	BODY B, OIL PUMP	1	1	1	1	1	1	1	1				
3	15128-HR6-A61	ROTOR A, OIL PUMP INNER	1	1	1	1	1	1	1	1				
4	15129-HR6-A61	ROTOR A, OIL PUMP OUTER	1	1	1	1	1	1	1	1				
5	15130-HR6-A61	ROTOR B, OIL PUMP INNER	1	1	1	1	1	1	1	1				
6	15131-HR6-A61	ROTOR B, OIL PUMP OUTER	1	1	1	1	1	1	1	1				
7	15132-HR6-A60	SHAFT, OIL PUMP	1	1	1	1	1	1	1	1				
8	15220-HP7-A00	VALVE ASSY., RELIEF	1	1	1	1	1	1	1	1				
9	91313-MB0-003	O-RING, 14.7X2.2(ARAI)	1	1	1	1	1	1	1	1				
10	91331-PC9-003	O-RING, 21.2X2.4(ARAI)	1	1	1	1	1	1	1	1				
11	94301-08200	DOWEL PIN, 8X20	2	2	2	2	2	2	2	2				
12	95701-06040-00	BOLT, FLANGE, 6X40	5	5	5	5	5	5	5	5				
13	96220-40158	ROLLER, 4X15.8	2	2	2	2	2	2	2	2				

E-10

REAR CRANKCASE COVER



HR63E1000

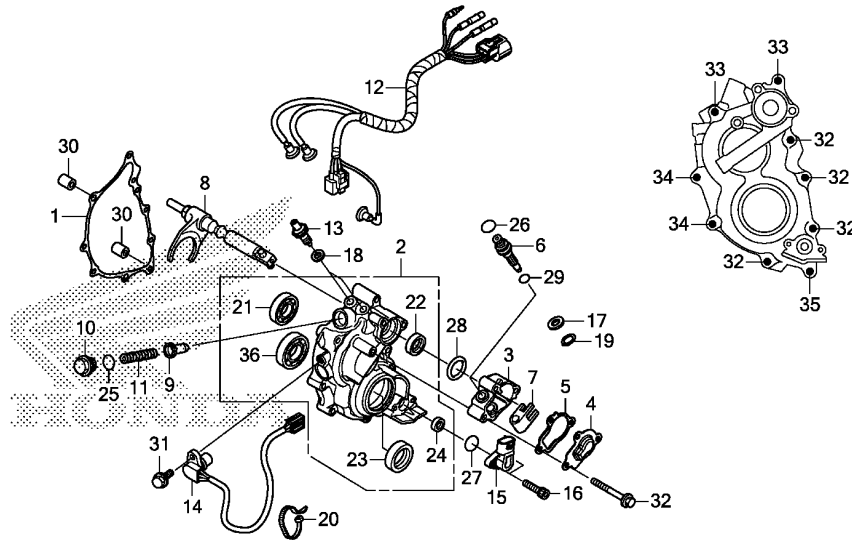
Ref. No.	L.O.N.	(Relative ref. Number) Description	F.R.T.
1	1101A8	COVER, CRANKCASE :REAR	4.1
2	2101E3	SHAFT, REVERSE STOPPER	3.5
4	615180	SWITCH, REVERSE	0.3
5	615125	SWITCH, GEAR CHANGE	3.7
10	1101J6	BEARING, CRANKSHAFT :REAR COVER	3.6

Ref. No.	Part No.	Description	Reqd. QTY										Serial No.	Parts catalogue code
			FA5			TRX500			FA6			FA7		
			F	G	H	F	G	H	G	H				
1	11340-HR6-A60	COVER COMP., RR. CRANKCASE ..	1	1	1	1	1	1	1	1				
2	24860-HP7-A00	SHAFT COMP., REVERSE STOPPER	1	1	1	1	1	1	1	1				
3	24865-HP5-600	LEVER, REVERSE STOPPER	1	1	1	1	1	1	1	1				
4	35600-HN7-003	SWITCH ASSY., NEUTRAL	1	1	1	1	1	1	1	1				
5	35759-HR6-A61	SWITCH ASSY., DRUM POSITION ..	1	1	1	1	1	1	1	1				
6	90021-MM5-000	BOLT-WASHER, 6X12	2	2	2	2	2	2	2	2				
7	90084-KY2-000	CAP, 14MM	1	1	1	1	1	1	1	1				
8	90545-300-000	WASHER, OIL BOLT	1	1	1	1	1	1	1	1				
9	90602-GFZ-000	CIRCLIP, INTERNAL, 42MM	1	1	1	1	1	1	1	1				
10	91015-HR0-F21	BEARING, RADIAL BALL, 6806 ..	1	1	1	1	1	1	1	1				
11	91201-965-000	OIL SEAL, 12X22X5	1	1	1	1	1	1	1	1				
12	91303-377-000	O-RING, 13.8X2.5	1	1	1	1	1	1	1	1				
13	91313-MN5-004	O-RING, 7.8X1.9(NOK)	1	1	1	1	1	1	1	1				
14	94301-08140	DOWEL PIN, 8X14	3	3	3	3	3	3	3	3				
15	95701-06012-00	BOLT, FLANGE, 6X12	1	1	1	1	1	1	1	1				
16	95701-06014-00	BOLT, FLANGE, 6X14	1	1	1	1	1	1	1	1				
17	95701-06025-00	BOLT, FLANGE, 6X25	2	2	2	2	2	2	2	2				
18	95701-06040-00	BOLT, FLANGE, 6X40	5	5	5	5	5	5	5	5				
19	95701-06050-00	BOLT, FLANGE, 6X50	3	3	3	3	3	3	3	3				
20	95701-06065-00	BOLT, FLANGE, 6X65	1	1	1	1	1	1	1	1				



E-10-10

SUB TRANSMISSION COVER



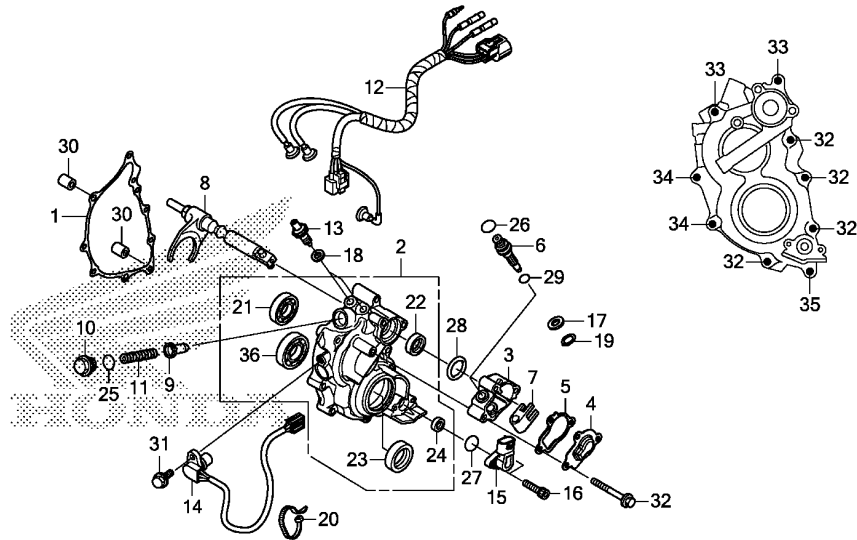
HR63E1010

Ref. No.	L.O.N.	(Relative ref. Number) Description	F.R.T.
1	1101X2	GASKET, SUB TRANSMISSION COVER	2.6
2	2101T2	COVER, SUB TRANSMISSION	2.7
3		(4,5,7,28)	
	2101J5	CASE, CHANGE PIVOT	2.6
8	2101J6	SHAFT, CHANGE	2.6
12	611142	SUB HARNESS, ENGINE	0.6
13	6151K6	SWITCH, SUB TRANSMISSION	0.5
	6151K6A	.Replace 1 sub transmission switch add	0.1
14	617198	SENSOR, SPEEDOMETER	0.5
15		(27)	
	617117	SENSOR, ANGLE	0.5
21	2101T3	BEARING, FINAL DRIVESHAFT	2.8
36	2131H3	BEARING, OUTPUT SHAFT :REAR	2.8
	2131L1	BEARING, OUTPUT SHAFT :FOR 1 VEHICLE	8.2
		.INCLUDES: Engine removal and installation	

Ref. No.	Part No.	Description	Reqd. QTY									Serial No.	Parts catalogue code
			FA5			FA6			FA7				
			F	G	H	F	G	H	G	H			
1	11347-HR6-A60	GASKET, SUB TRANSMISSION COVER	1	1	1	1	1	1	1	1			
2	11350-HR6-A60	COVER ASSY., SUB TRANSMISSION	1	1	1	1	1	1	1	1			
3	24510-HR6-A60	CASE, CHANGE PIVOT	1	1	1	1	1	1	1	1			
4	24511-HR6-A60	PLATE, CHANGE COVER	1	1	1	1	1	1	1	1			
5	24515-HR6-A61	GASKET, CHANGE CASE COVER	1	1	1	1	1	1	1	1			
6	24521-HR6-A60	SHAFT, CHANGE LEVER	1	1	1	1	1	1	1	1			
7	24522-HN7-000	LEVER, CHANGE PIVOT	1	1	1	1	1	1	1	1			
8	24530-HR6-A60	SHAFT COMP., CHANGE	1	1	1	1	1	1	1	1			
9	24671-HR6-A60	PIN, CHANGE STOPPER	1	1	1	1	1	1	1	1			
10	24672-HR6-A60	BOLT, CHANGE STOPPER	1	1	1	1	1	1	1	1			
11	24673-HR6-A60	SPRING, CHANGE STOPPER	1	1	1	1	1	1	1	1			
12	32101-HR6-A60	SUB HARNESS, ENGINE	1	1	1	1	1	1	1	1			
13	35600-HN7-003	SWITCH ASSY., NEUTRAL	2	2	2	2	2	2	2	2			
14	37700-HR6-A61	SENSOR ASSY., SPEED	1	1	1	1	1	1	1	1			
15	38800-HR3-A21	SENSOR ASSY., ANGLE	1	1	1	1	1	1	1	1			
16	90116-HP5-600	BOLT, SOCKET, 5X20	2	2	2	2	2	2	2	2			
17	90505-GJ3-600	WASHER B, 8MM	1	1	1	1	1	1	1	1			
18	90545-300-000	WASHER, OIL BOLT	2	2	2	2	2	2	2	2			
19	90604-HA0-000	CIRCLIP, EXTERNAL, 8MM	1	1	1	1	1	1	1	1			
20	90651-KV6-003	BAND, WIRE, 165MM(BLACK)	1	1	1	1	1	1	1	1			
21	91006-HP7-A01	BEARING, RADIAL BALL, 6203	1	1	1	1	1	1	1	1			
22	91202-107-003	OIL SEAL, 15X25X7	1	1	1	1	1	1	1	1			
23	91204-HR0-F01	OIL SEAL, 25X45X7	1	1	1	1	1	1	1	1			
24	91208-689-005	OIL SEAL, 8X16X6(NOK)	1	1	1	1	1	1	1	1			
25	91301-GR0-004	O-RING, 15.2X1.5	1	1	1	1	1	1	1	1			

E-10-10

SUB TRANSMISSION COVER



HR63E1010

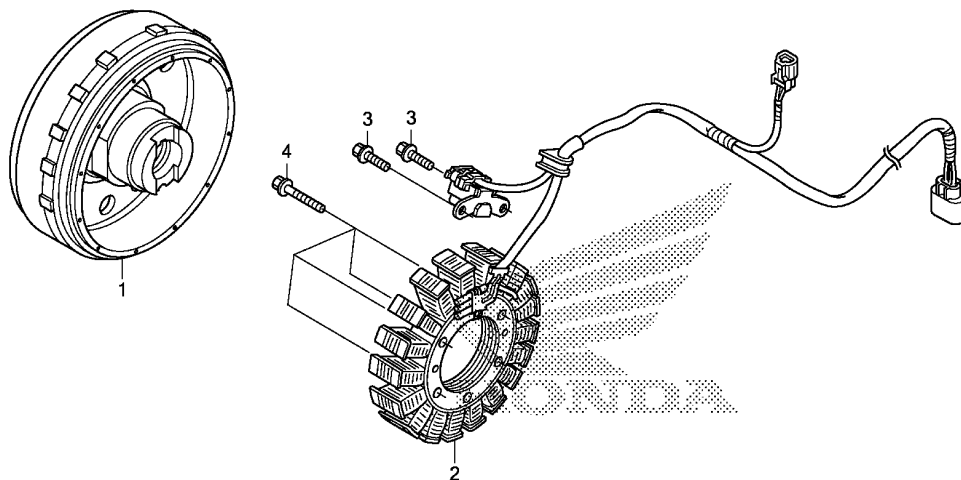
Ref. No.	Part No.	Description	Reqd. QTY									Serial No.	Parts catalogue code
			TRX500										
			FA5			FA6			FA7				
F	G	H	F	G	H	G	H						
26	91302-HB3-004	O-RING, 7.5X1.5	1	1	1	1	1	1	1	1			
27	91308-HN0-A10	O-RING, ANGLE SENSOR	1	1	1	1	1	1	1	1			
28	91316-612-000	O-RING, 27.5X1.7	1	1	1	1	1	1	1	1			
29	91319-ME5-003	O-RING, 5.5X1.4	1	1	1	1	1	1	1	1			
30	94301-08140	DOWEL PIN, 8X14	2	2	2	2	2	2	2	2			
31	95701-06016-00	BOLT, FLANGE, 6X16	1	1	1	1	1	1	1	1			
32	95701-06040-00	BOLT, FLANGE, 6X40	7	7	7	7	7	7	7	7			
33	95701-06050-00	BOLT, FLANGE, 6X50	2	2	2	2	2	2	2	2			
34	95701-06090-00	BOLT, FLANGE, 6X90	2	2	2	2	2	2	2	2			
35	95701-06115-00	BOLT, FLANGE, 6X115	1	1	1	1	1	1	1	1			
36	96100-62050-00	BEARING, RADIAL BALL, 6205 ..	1	1	1	1	1	1	1	1			



E-11

GENERATOR

FR.



HR63E1100

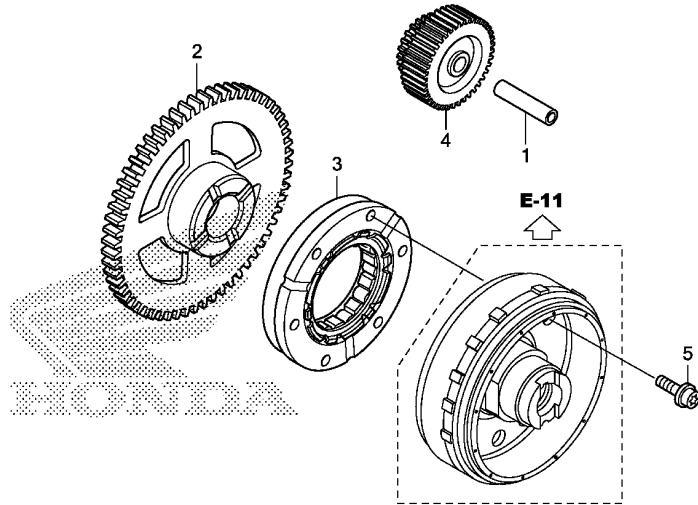
Ref. No.	L.O.N.	(Relative ref. Number) Description	F.R.T.
1	613105	ROTOR OR FLYWHEEL	3.8
2	6131A3	STATOR	3.8

2

Ref. No.	Part No.	Description	Reqd. QTY										Serial No.	Parts catalogue code
			TRX500											
			F	FA5	H	F	FA6	H	G	FA7	H			
1	31110-HR6-A61	FLYWHEEL COMP.	1	1	1	1	1	1	1	1	1	1		
2	31120-HR6-A61	STATOR COMP.	1	1	1	1	1	1	1	1	1	1		
3	90083-GB6-911	BOLT, KNOCK, 5MM	2	2	2	2	2	2	2	2	2	2		
4	96001-06045-00	BOLT, FLANGE, 6X45	4	4	4	4	4	4	4	4	4	4		

E-12

STARTING GEAR



HR63E1200

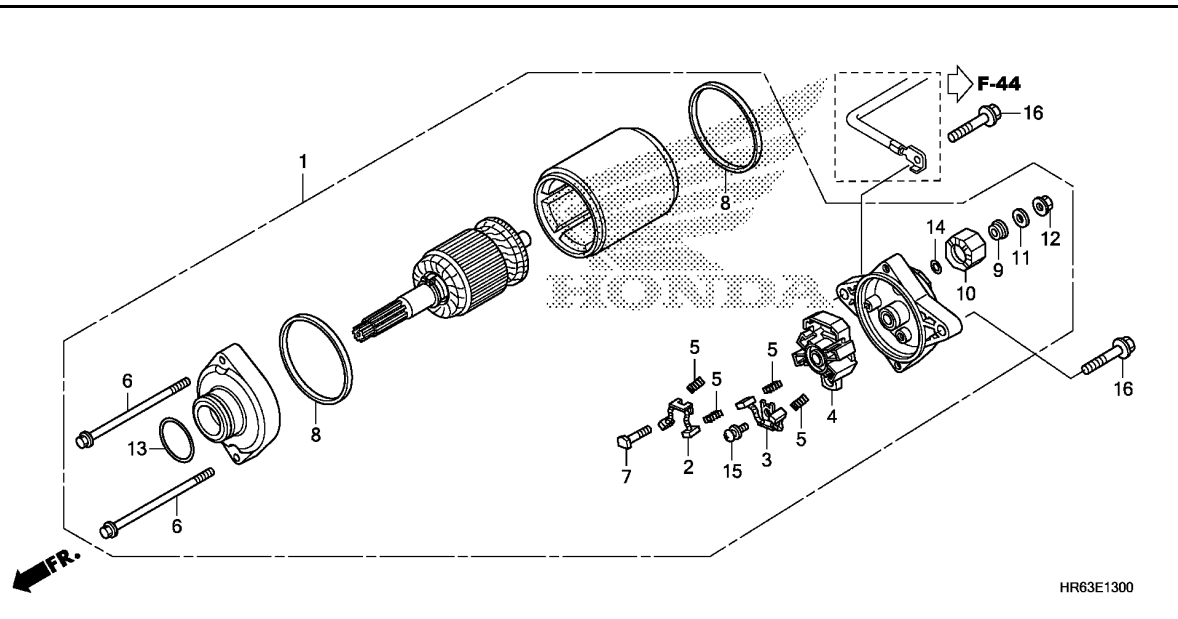
Ref. No.	L.O.N.	(Relative ref. Number) Description	F.R.T.
2	612120	GEAR, STARTER DRIVEN	3.7
3	6121A2	CLUTCH, STARTING ONE WAY	3.8
4	612125	GEAR, STARTER REDUCTION	3.5

Ref. No.	Part No.	Description	Reqd. QTY										Serial No.	Parts catalogue code
			FA5			TRX500			FA6			FA7		
			F	G	H	F	G	H	G	H				
1	28102-ME9-000	PIN, 10X44	1	1	1	1	1	1	1	1				
2	28110-HP5-600	GEAR COMP., STARTING DRIVEN (72T)	1	1	1	1	1	1	1	1				
3	28125-HR0-F01	OUTER COMP., STARTING CLUTCH	1	1	1	1	1	1	1	1				
4	28130-HP5-600	GEAR, STARTER REDUCTION (18T/55T)	1	1	1	1	1	1	1	1				
5	90107-HP5-600	BOLT, FLANGE TORX, 8X20	6	6	6	6	6	6	6	6				



E-13

STARTER MOTOR



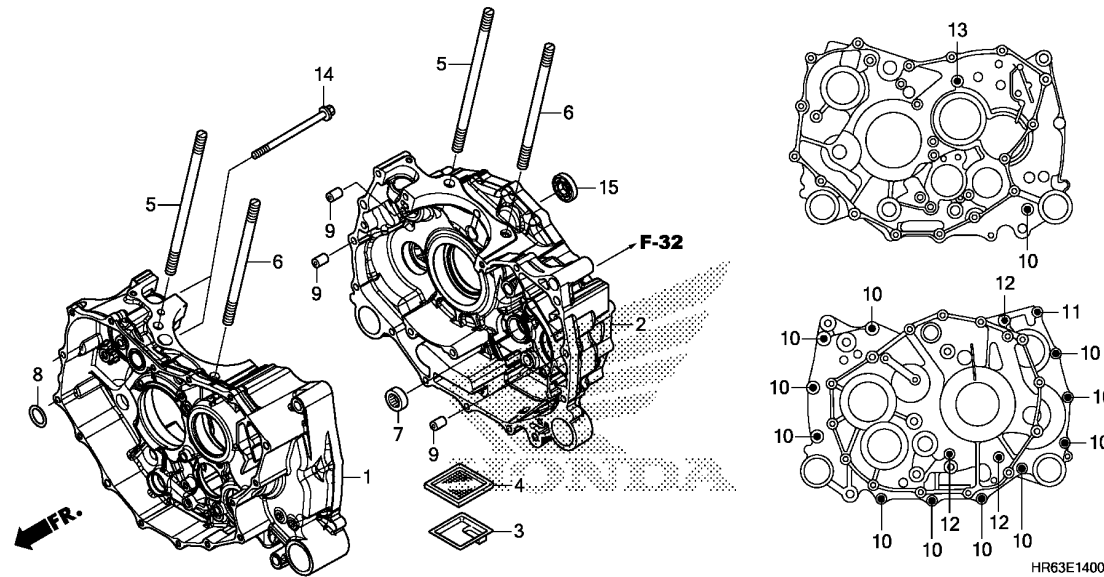
Ref. No.	L.O.N.	(Relative ref. Number) Description	F.R.T.
1		(13) MOTOR, STARTING	0.8
2		(3,5,8) TERMINAL, BRUSH(STARTER)	0.9
.NOTE: Same time for two units			

Ref. No.	Part No.	Description	Reqd. QTY										Serial No.	Parts catalogue code
			FA5			FA6			FA7					
			F	G	H	F	G	H	G	H				
1	31200-HR0-F01	MOTOR ASSY., STARTER(MITSUBA)	1	1	1	1	1	1	1	1				
2	31201-MEW-921	BRUSH SET A, CARBON	1	1	1	1	1	1	1	1				
3	31202-MEW-921	BRUSH SET B, CARBON	1	1	1	1	1	1	1	1				
4	31203-MEW-921	HOLDER, BRUSH	1	1	1	1	1	1	1	1				
5	31204-MEW-921	SPRING, CARBON BRUSH	4	4	4	4	4	4	4	4				
6	31205-HP5-601	BOLT, SETTING	2	2	2	2	2	2	2	2				
7	31206-MEW-921	BOLT, TERMINAL	1	1	1	1	1	1	1	1				
8	31207-HP5-601	RING	2	2	2	2	2	2	2	2				
9	31208-MEW-921	INSULATOR	1	1	1	1	1	1	1	1				
10	31209-MEW-921	STOPPER, TERMINAL	1	1	1	1	1	1	1	1				
11	31210-MEW-921	WASHER	1	1	1	1	1	1	1	1				
12	90071-MB0-000	NUT-WASHER, 6MM	1	1	1	1	1	1	1	1				
13	91309-425-003	O-RING, 24.4X3.1(ARAI)	1	1	1	1	1	1	1	1				
14	91320-MB0-000	O-RING, 4X2	1	1	1	1	1	1	1	1				
15	93892-05012-08	SCREW-WASHER, 5X12	1	1	1	1	1	1	1	1				
16	95801-06025-00	BOLT, FLANGE, 6X25	2	2	2	2	2	2	2	2				



E-14

CRANKCASE



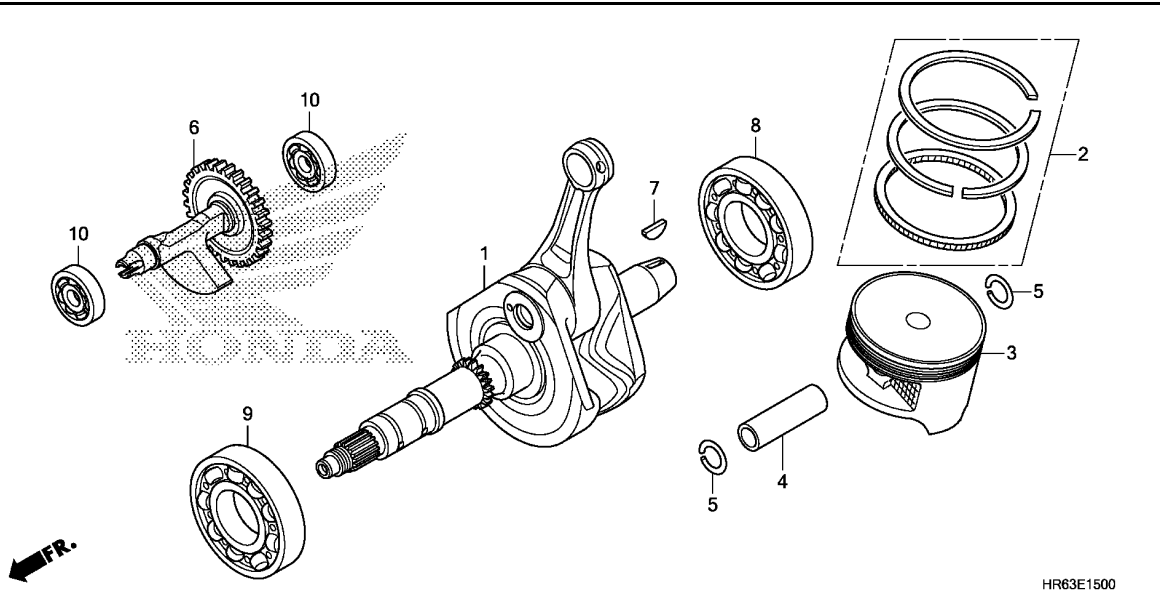
Ref. No.	L.O.N.	(Relative ref. Number) Description	F.R.T.
1	1101A0	CRANKCASE :FRONTINCLUDES: Engine removal and installation	7.9
2	1101A1	CRANKCASE :REARINCLUDES: Engine removal and installation	8.8
	1101A2	CRANKCASE :BOTHINCLUDES: Engine removal and installation	9.2
4	1131G2	(3) SCREEN, OIL FILTER(A)INCLUDES: Engine removal and installation	7.2
15	6121B4	BEARING, STARTER MOTORINCLUDES: Engine removal and installation	3.7

Ref. No.	Part No.	Description	Reqd. QTY									Serial No.	Parts catalogue code
			TRX500										
			FA5			FA6			FA7				
F	G	H	F	G	H	G	H						
1	11100-HR6-A60	CRANKCASE COMP., FR.	1	1	1	1	1	1	1	1			
2	11200-HR6-A60	CRANKCASE COMP., RR.	1	1	1	1	1	1	1	1			
3	15153-HP7-A00	STRAINER, OIL	1	1	1	1	1	1	1	1			
4	15421-HR3-A40	SCREEN, OIL FILTER	1	1	1	1	1	1	1	1			
5	90013-HR0-F00	BOLT, STUD(10X177)	2	2	2	2	2	2	2	2			
6	90014-HR0-F00	BOLT, STUD(10X147)	2	2	2	2	2	2	2	2			
7	91106-HN0-671	BEARING, NEEDLE, 20X26X12 ...	1	1	1	1	1	1	1	1			
8	91304-HP5-601	O-RING, 20.6X1.9	1	1	1	1	1	1	1	1			
9	94301-08140	DOWEL PIN, 8X14	3	3	3	3	3	3	3	3			
10	95701-06040-00	BOLT, FLANGE, 6X40	12	12	12	12	12	12	12	12			
11	95701-06060-00	BOLT, FLANGE, 6X60	1	1	1	1	1	1	1	1			
12	95701-06070-00	BOLT, FLANGE, 6X70	3	3	3	3	3	3	3	3			
13	95701-06085-00	BOLT, FLANGE, 6X85	1	1	1	1	1	1	1	1			
14	95701-06090-00	BOLT, FLANGE, 6X90	2	2	2	2	2	2	2	2			
15	96100-60000-00	BEARING, RADIAL BALL, 6000 ..	1	1	1	1	1	1	1	1			



E-15

CRANKSHAFT/PISTON



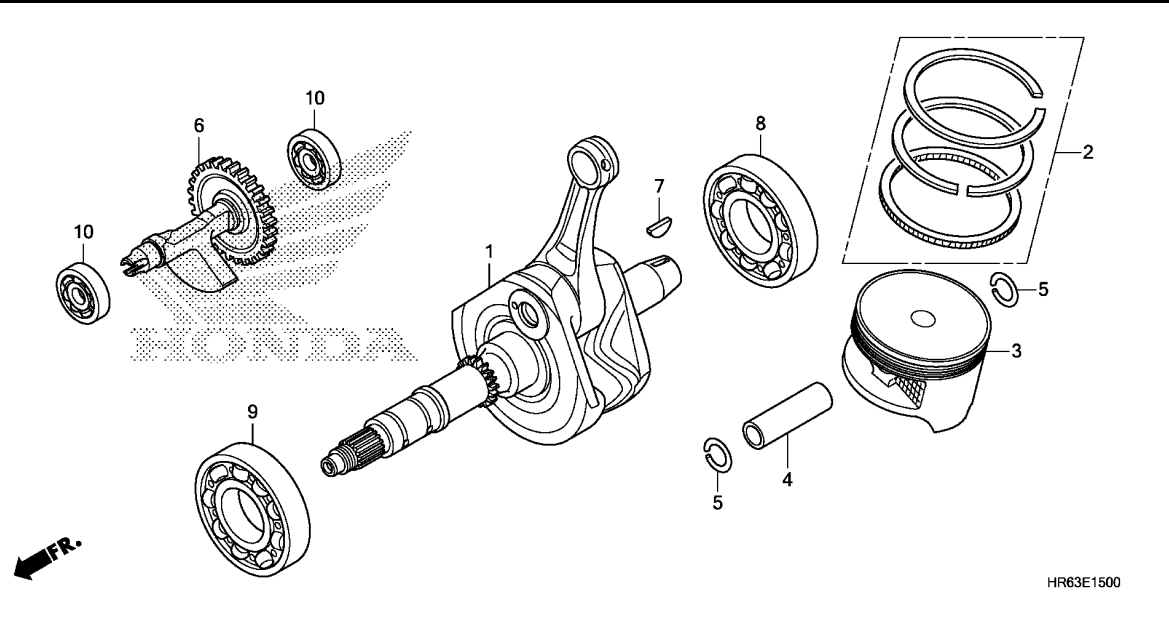
Ref. No.	L.O.N.	(Relative ref. Number) Description	F.R.T.
1	1101B5	CRANKSHAFTINCLUDES: Engine removal and installation (2,4,5)	8.1
3	111103	PISTON RING AND/OR PISTON(ONE)	2.5
6	110185	SHAFT, BALANCERINCLUDES: Engine removal and installation	8.0
8	1101J3	BEARING, CRANKSHAFT :REARINCLUDES: Engine removal and installation	8.0
9	1101F7	BEARING, CRANKSHAFT :FRONTINCLUDES: Engine removal and installation	7.4
	1101G0	BEARING, CRANKSHAFT :BOTHINCLUDES: Engine removal and installation	8.2
10	1101J1	BEARING, BALANCER SHAFT :FRONT .INCLUDES: Engine removal and installation	7.4
	1101J2	BEARING, BALANCER SHAFT :REAR .INCLUDES: Engine removal and installation	8.1
+	1101G5	BEARING, BALANCER SHAFT :BOTH	8.3

Ref. No.	Part No.	Description	Reqd. QTY									Serial No.	Parts catalogue code
			FA5			FA6			FA7				
			F	G	H	F	G	H	F	G	H		
1	13000-HR6-A60	CRANKSHAFT COMP.	1	1	1	1	1	1	1	1	1		
2	13010-HP0-A01	RING SET, PISTON(STD.)	1	1	1	1	1	1	1	1	1		
	13011-HP0-A01	RING SET, PISTON(0.25)	(1)	(1)	(1)	(1)	(1)	(1)	(1)	(1)	(1)		
	13012-HP0-A01	RING SET, PISTON(0.50)	(1)	(1)	(1)	(1)	(1)	(1)	(1)	(1)	(1)		
3	13101-HR0-F00	PISTON(STD.)	1	1	1	1	1	1	1	1	1		
	13102-HR0-F00	PISTON(O.S. 0.25)	(1)	(1)	(1)	(1)	(1)	(1)	(1)	(1)	(1)		
	13103-HR0-F00	PISTON(O.S. 0.50)	(1)	(1)	(1)	(1)	(1)	(1)	(1)	(1)	(1)		
4	13111-HP5-600	PIN, PISTON	1	1	1	1	1	1	1	1	1		
5	13112-MAT-000	CLIP, PISTON PIN, 19MM	2	2	2	2	2	2	2	2	2		
6	13420-HP5-600	SHAFT COMP., BALANCER(32T) ..	1	1	1	1	1	1	1	1	1		
7	90741-ZE2-000	KEY, SPECIAL WOODRUFF, 25X18	1	1	1	1	1	1	1	1	1		
8	91001-HM7-008	BEARING, RADIAL BALL	1	1	1	1	1	1	1	1	1		
9	91002-HP5-601	BEARING, RADIAL BALL, 40X85X18	1	1	1	1	1	1	1	1	1		
10	96100-62033-00	BEARING, RADIAL BALL, 6203 ..	2	2	2	2	2	2	2	2	2		

2

E-15

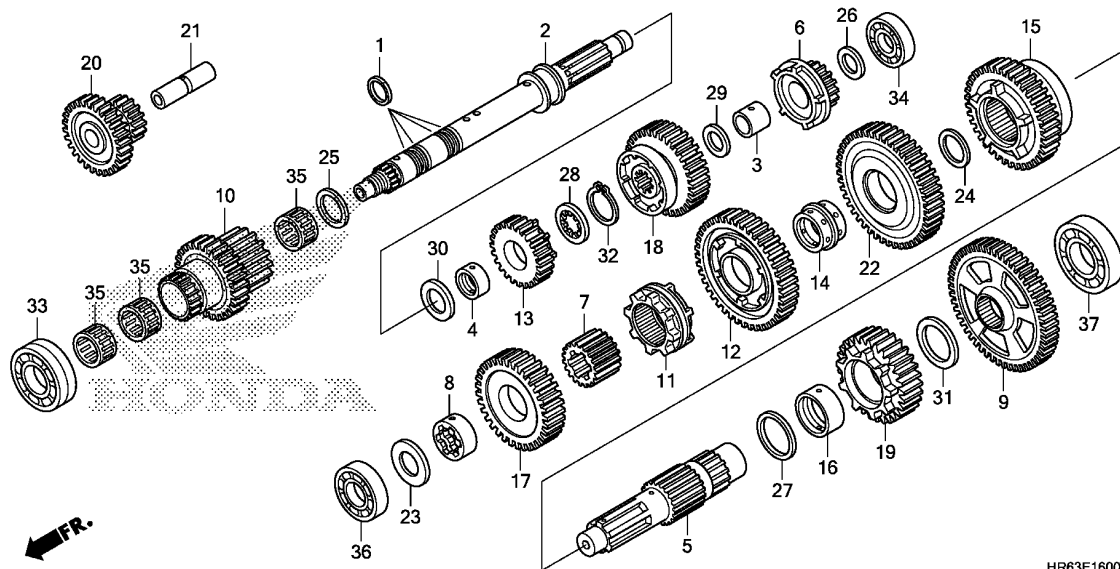
CRANKSHAFT/PISTON



Ref. No.	L.O.N. (Relative ref. Number)	Description	F.R.T.
+10		.INCLUDES: Engine removal and installation	

E-16

TRANSMISSION



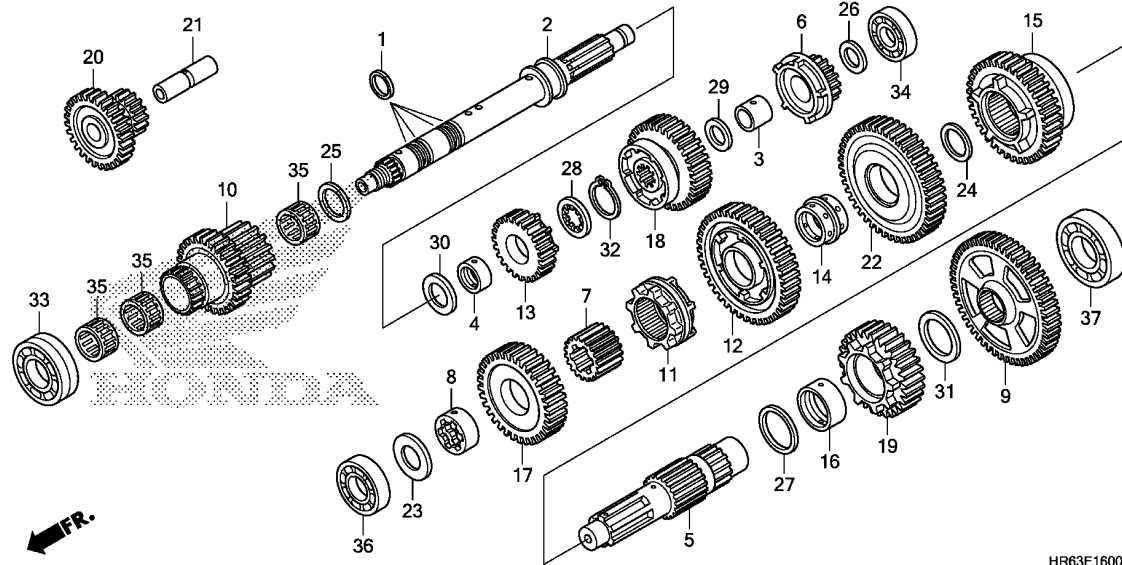
HR63E1600

Ref. No.	L.O.N.	(Relative ref. Number) Description	F.R.T.
2	210141	(6,10,13,18) MAINSHAFT, TRANSMISSIONINCLUDES: Engine removal and installation	7.1
5	210141A	.Replace countershaft add	0.6
5	210142	(7,9,11,12,15,17,19,22) COUNTERSHAFT, TRANSMISSIONINCLUDES: Engine removal and installation	7.5
	210142A	.Replace mainshaft add	0.2
20	2101A7	GEAR, REVERSE IDLEINCLUDES: Engine removal and installation	7.2
33	2101D0	BEARING, MAINSHAFT :FRONTINCLUDES: Engine removal and installation	7.3
34	2101D1	BEARING, MAINSHAFT :REARINCLUDES: Engine removal and installation	8.1
	2101C6	BEARING, MAINSHAFT :BOTHINCLUDES: Engine removal and installation	8.3
36	2101D2	BEARING, COUNTERSHAFT :FRONT . .INCLUDES: Engine removal and installation	7.3

Ref. No.	Part No.	Description	Reqd. QTY									Serial No.	Parts catalogue code
			FA5			FA6			FA7				
			F	G	H	F	G	H	F	G	H		
1	22814-HP7-A01	RING, SEALING, 23MM	4	4	4	4	4	4	4	4	4		
2	23210-HP7-A00	MAINSHAFT COMP.	1	1	1	1	1	1	1	1	1		
3	23212-HP7-A00	BUSH, 17MM	1	1	1	1	1	1	1	1	1		
4	23214-HA0-000	BUSH A, 22MM	1	1	1	1	1	1	1	1	1		
5	23220-HR6-A60	COUNTERSHAFT COMP.	1	1	1	1	1	1	1	1	1		
6	23411-HP7-A00	GEAR, MAINSHAFT FIRST(17T) ..	1	1	1	1	1	1	1	1	1		
7	23413-HP7-A00	COLLAR A, SPLINE	1	1	1	1	1	1	1	1	1		
8	23414-HA0-000	BUSH, SPLINE, 25MM	1	1	1	1	1	1	1	1	1		
9	23421-HP7-A00	GEAR, COUNTERSHAFT FIRST(52T)	1	1	1	1	1	1	1	1	1		
10	23431-HR6-A60	GEAR, MAINSHAFT SECOND & FOURTH(23T/36T)	1	1	1	1	1	1	1	1	1		
11	23432-HR6-A60	SHIFTER, COUNTERSHAFT SECOND &FOURTH GEAR	1	1	1	1	1	1	1	1	1		
12	23441-HP7-A00	GEAR, COUNTERSHAFT SECOND(41T)	1	1	1	1	1	1	1	1	1		
13	23451-HR6-A60	GEAR, MAINSHAFT THIRD(17T) ..	1	1	1	1	1	1	1	1	1		
14	23454-HN2-000	BUSH, REVERSE GEAR(HIGH)	1	1	1	1	1	1	1	1	1		
15	23461-HR6-A60	GEAR, COUNTERSHAFT THIRTD(27T)	1	1	1	1	1	1	1	1	1		
16	23472-MT3-000	COLLAR, 28MM	1	1	1	1	1	1	1	1	1		
17	23481-HR6-A60	GEAR, COUNTERSHAFT FOURTH(26T)	1	1	1	1	1	1	1	1	1		
18	23491-HR6-A60	GEAR, MAINSHAFT FIFTH(33T) ..	1	1	1	1	1	1	1	1	1		
19	23511-HR6-A60	GEAR, COUNTERSHAFT FIFTH(28T)	1	1	1	1	1	1	1	1	1		
20	23721-HP7-A00	GEAR, REVERSE IDLE(27T/16T) .	1	1	1	1	1	1	1	1	1		
21	23731-HP7-A00	SHAFT, REVERSE IDLE	1	1	1	1	1	1	1	1	1		
22	23751-HP7-A00	GEAR, REVERSE COUNTER(45T) ..	1	1	1	1	1	1	1	1	1		
23	90401-HP0-A00	WASHER, THRUST, 20MM	1	1	1	1	1	1	1	1	1		

E-16

TRANSMISSION



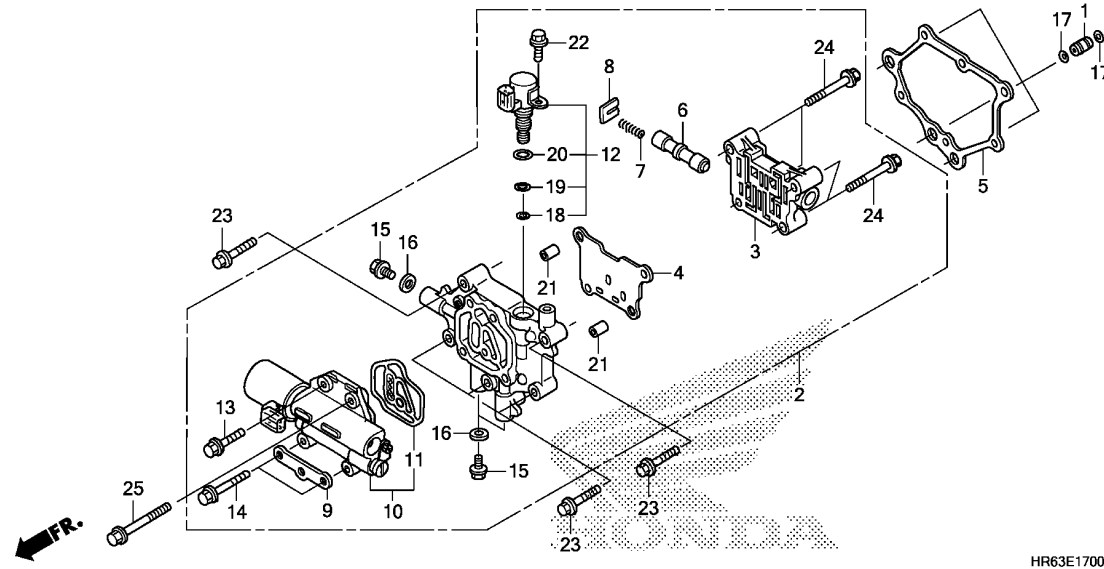
Ref. No.	L.O.N.	(Relative ref. Number) Description	F.R.T.
37	2101D3	BEARING, COUNTERSHAFT :REAR .. .INCLUDES: Engine removal and installation	8.1
	2101C9	BEARING, COUNTERSHAFT :BOTH .. .INCLUDES: Engine removal and installation	8.3
	2101D4	BEARING, MAINSHAFT AND COUNTERSHAFT :ALL .. .INCLUDES: Engine removal and installation	8.5

Ref. No.	Part No.	Description	Reqd. QTY									Serial No.	Parts catalogue code
			FA5			TRX500			FA7				
			F	G	H	F	G	H	G	H			
24	90401-HP1-670	WASHER, 25X32X1.0	1	1	1	1	1	1	1	1			
25	90401-HP7-A00	WASHER, THRUST, 23MM	1	1	1	1	1	1	1	1			
26	90403-HN8-000	WASHER, SPECIAL, 17MM	1	1	1	1	1	1	1	1			
27	90405-HP7-A00	WASHER, THRUST, 28MM	1	1	1	1	1	1	1	1			
28	90451-KY1-000	WASHER, SPLINE, 22MM	1	1	1	1	1	1	1	1			
29	90454-KF0-000	WASHER, THRUST, 17MM	1	1	1	1	1	1	1	1			
30	90455-ML7-000	WASHER B, THRUST, 22MM(BLUE)	1	1	1	1	1	1	1	1			
31	90554-MCA-000	WASHER, THRUST, 28MM	1	1	1	1	1	1	1	1			
32	90601-329-000	CIRCLIP, 22MM	1	1	1	1	1	1	1	1			
33	91005-HP7-A01	BEARING, RADIAL BALL, 35X62X18	1	1	1	1	1	1	1	1			
34	91006-HP7-A01	BEARING, RADIAL BALL, 6203 ..	1	1	1	1	1	1	1	1			
35	91021-HP7-A01	BEARING, NEEDLE, 23X27X13 ...	3	3	3	3	3	3	3	3			
36	96100-62040-00	BEARING, RADIAL BALL, 6204 ..	1	1	1	1	1	1	1	1			
37	96100-63050-00	BEARING, RADIAL BALL, 6305 ..	1	1	1	1	1	1	1	1			



E-17

MAIN VALVE BODY

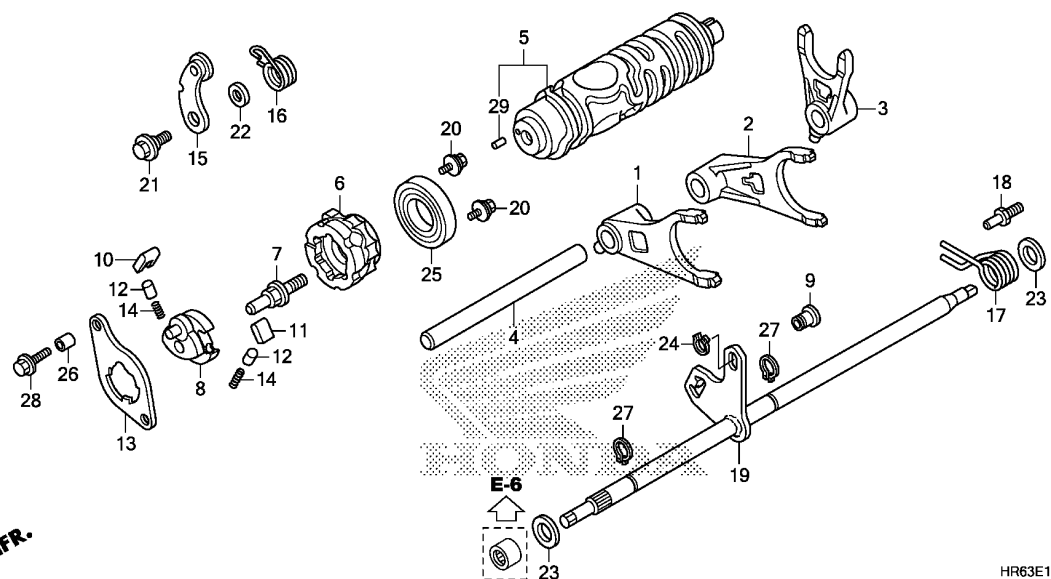


Ref. No.	L.O.N.	(Relative ref. Number) Description	F.R.T.
2	2101F3	BODY ASSY., SHIFT VALVE	0.5
5	2101F5	GASKET, SHIFT VALVE BODY	0.4
6		(7)	
	2101G5	VALVE, ORIFICE CONTROL	0.8
10	2101F6	VALVE, LINEAR SOLENOID	0.5
11	2101F7	PACKING, LINEAR SOLENOID	0.4
12	2101F9	VALVE B, SHIFT SOLENOID	0.3

Ref. No.	Part No.	Description	Reqd. QTY									Serial No.	Parts catalogue code
			FA5			TRX500			FA6				
			F	G	H	F	G	H	G	H			
1	11334-HN8-010	PIN, OIL GUIDE, 10MM	3	3	3	3	3	3	3	3			
2	27100-HR3-A60	BODY ASSY., VALVE	1	1	1	1	1	1	1	1			
3	27102-HP7-A00	BODY, CONTROL MAIN	1	1	1	1	1	1	1	1			
4	27121-HR3-A60	PLATE, VALVE BODY	1	1	1	1	1	1	1	1			
5	27135-HP7-A01	GASKET, OIL CONTROL COVER ...	1	1	1	1	1	1	1	1			
6	27211-HP7-A00	VALVE, SHIFT	1	1	1	1	1	1	1	1			
7	27231-HP7-A00	SPRING, VALVE	1	1	1	1	1	1	1	1			
8	27263-PX3-000	SEAT, VALVE SPRING	1	1	1	1	1	1	1	1			
9	32150-HP7-A00	STAY A, CLIP	1	1	1	1	1	1	1	1			
10	38610-HN8-003	SOLENOID ASSY., LINEAR	1	1	1	1	1	1	1	1			
11	38615-HN8-003	PACKING, BASE	1	1	1	1	1	1	1	1			
12	38630-HN8-003	SOLENOID ASSY. B	1	1	1	1	1	1	1	1			
13	90004-GHB-670	BOLT, FLANGE, 6X25(NSHF)	1	1	1	1	1	1	1	1			
14	90004-GHB-700	BOLT, FLANGE, 6X35(NSHF)	2	2	2	2	2	2	2	2			
15	90024-612-000	BOLT, SEALING, 8MM	3	3	3	3	3	3	3	3			
16	90471-580-000	PACKING, 8MM	3	3	3	3	3	3	3	3			
17	91301-473-003	O-RING, 7X1.7	6	6	6	6	6	6	6	6			
18	91301-P6H-003	O-RING, 7.6X1.9(KEIHIN)	1	1	1	1	1	1	1	1			
19	91302-P6H-003	O-RING, 9.6X1.9(KEIHIN)	1	1	1	1	1	1	1	1			
20	91303-P6H-003	O-RING, 11.7X1.9(KEIHIN)	1	1	1	1	1	1	1	1			
21	94301-08100	DOWEL PIN, 8X10	2	2	2	2	2	2	2	2			
22	95701-06014-00	BOLT, FLANGE, 6X14	1	1	1	1	1	1	1	1			
23	95701-06032-00	BOLT, FLANGE, 6X32	5	5	5	5	5	5	5	5			
24	95701-06035-00	BOLT, FLANGE, 6X35	4	4	4	4	4	4	4	4			
25	95701-06055-00	BOLT, FLANGE, 6X55	1	1	1	1	1	1	1	1			

E-19

GEARSHIFT FORK



HR63E1900

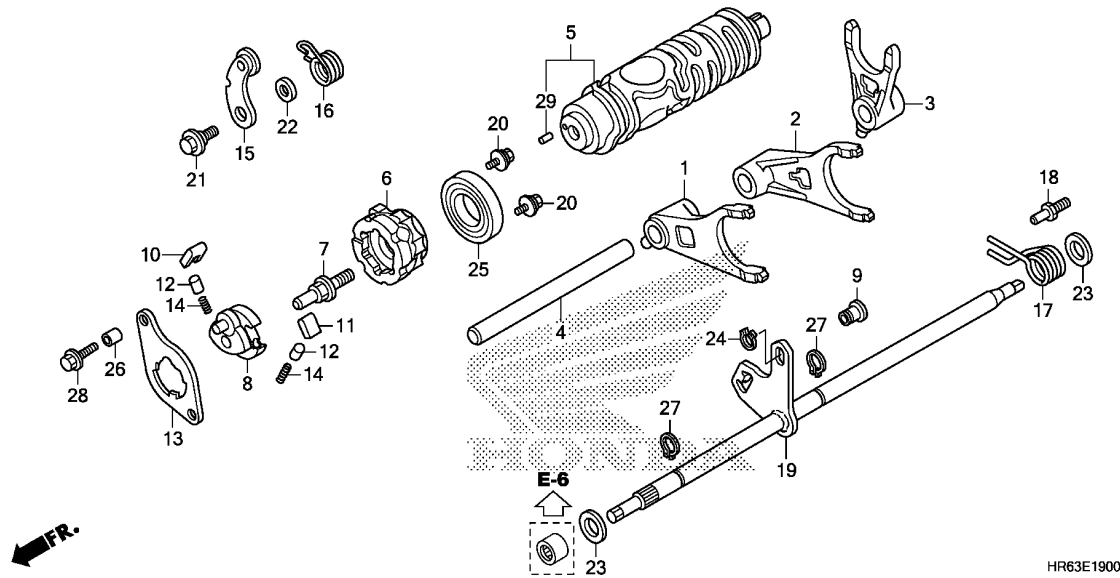
Ref. No.	L.O.N.	(Relative ref. Number) Description	F.R.T.
1		(2,3)	
210112		FORK, GEARSHIFTINCLUDES: Engine removal and installation .NOTE: Same time for two units or more	7.6
5	2101A9	DRUM, GEARSHIFTINCLUDES: Engine removal and installation	7.6
8	2101B3	(10,11,12,14) SHIFTER, GEARSHIFT DRUMINCLUDES: Engine removal and installation	6.1
15	210125	(16) STOPPER OR SPRING, SHIFT DRUMINCLUDES: Engine removal and installation	6.1
19	210122	SPINDLE, GEARSHIFTINCLUDES: Engine removal and installation	5.9

Ref. No.	Part No.	Description	Reqd. QTY									Serial No.	Parts catalogue code
			FA5			TRX500			FA7				
			F	G	H	F	G	H	G	H			
1	24211-HR6-A60	FORK, FR. GEARSHIFT	1	1	1	1	1	1	1	1			
2	24212-HR6-A60	FORK, CENTER GEARSHIFT	1	1	1	1	1	1	1	1			
3	24213-HR6-A60	FORK, RR. GEARSHIFT	1	1	1	1	1	1	1	1			
4	24241-HP7-A00	SHAFT, GEARSHIFT FORK GUIDE	1	1	1	1	1	1	1	1			
5	24310-HP7-A00	DRUM COMP., GEARSHIFT	1	1	1	1	1	1	1	1			
6	24312-HP7-A01	CENTER, SHIFT DRUM	1	1	1	1	1	1	1	1			
7	24315-HA0-000	PIN, SHIFTER	1	1	1	1	1	1	1	1			
8	24321-HC0-000	SHIFTER, DRUM	1	1	1	1	1	1	1	1			
9	24322-HP7-A00	COLLAR, SHIFTER	1	1	1	1	1	1	1	1			
10	24324-KA3-711	PAWL A, RATCHET	1	1	1	1	1	1	1	1			
11	24325-KA3-711	PAWL B, RATCHET	1	1	1	1	1	1	1	1			
12	24326-KBH-901	PLUNGER, PAWL	2	2	2	2	2	2	2	2			
13	24328-HR6-A60	PLATE, GUIDE	1	1	1	1	1	1	1	1			
14	24329-KA3-740	SPRING, PAWL PLUNGER	2	2	2	2	2	2	2	2			
15	24430-HP7-A00	STOPPER COMP., GEARSHIFT DRUM	1	1	1	1	1	1	1	1			
16	24435-HP5-000	SPRING, SHIFT DRUM STOPPER ..	1	1	1	1	1	1	1	1			
17	24651-HP7-A00	SPRING, SHIFT RETURN	1	1	1	1	1	1	1	1			
18	24652-HA0-000	PIN, GEARSHIFT RETURN SPRING ..	1	1	1	1	1	1	1	1			
19	24680-HR6-A60	SPINDLE COMP., GEARSHIFT	1	1	1	1	1	1	1	1			
20	90021-HP7-A00	BOLT-WASHER, 6X12	2	2	2	2	2	2	2	2			
21	90023-MR5-670	BOLT, GEARSHIFT DRUM STOPPER ARM PIVOT	1	1	1	1	1	1	1	1			
22	90417-360-000	WASHER, DRUM STOPPER	1	1	1	1	1	1	1	1			
23	90451-GF6-000	WASHER, THRUST, 12MM	2	2	2	2	2	2	2	2			
24	90652-KY4-900	CIRCLIP, 8MM	1	1	1	1	1	1	1	1			



E-19

GEARSHIFT FORK

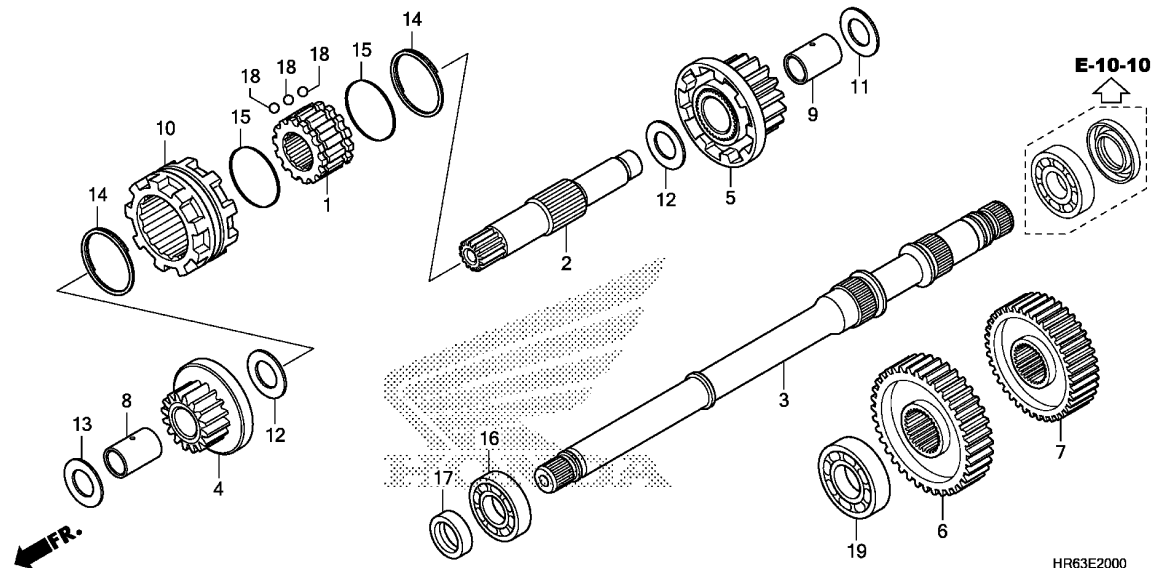


Ref. No.	Part No.	Description	Reqd. QTY										Serial No.	Parts catalogue code
			TRX500											
			FA5			FA6			FA7					
F	G	H	F	G	H	G	H	G	H					
25	91051-719-003	BEARING, 16005(KOYO)	1	1	1	1	1	1	1	1				
26	94301-08140	DOWEL PIN, 8X14	2	2	2	2	2	2	2	2				
27	94510-12000	CIRCLIP, EXTERNAL, 12MM	2	2	2	2	2	2	2	2				
28	95701-06025-07	BOLT, FLANGE, 6X25	2	2	2	2	2	2	2	2				
29	96220-40080	ROLLER, 4X8	1	1	1	1	1	1	1	1				

2

E-20

FINAL SHAFT



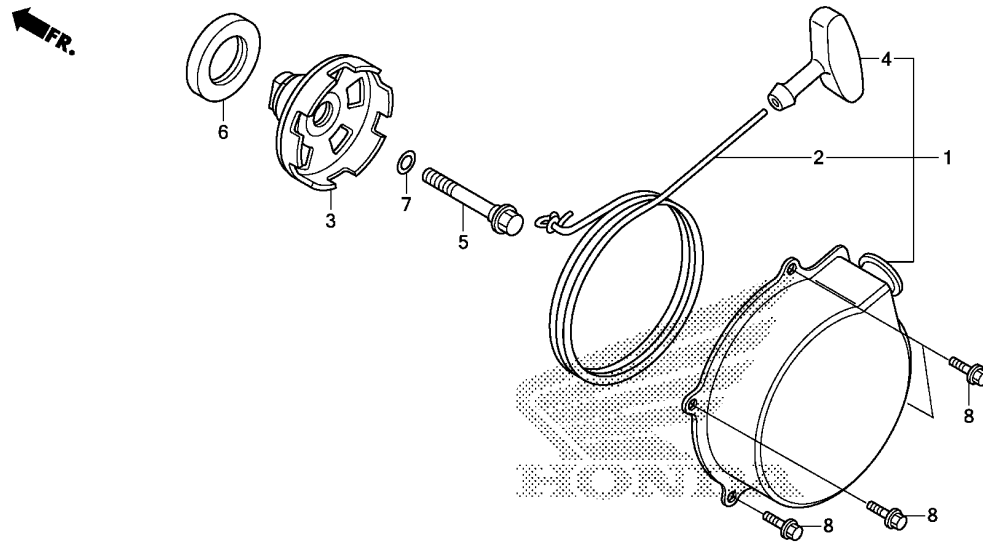
Ref. No.	L.O.N.	(Relative ref. Number) Description	F.R.T.
2		(4,5)	
2	2101G3	DRIVESHAFT, FINAL	2.6
3	2131H0	SHAFT, OUTPUT	2.6
6		(7)	
6	2131H1	GEAR, OUTPUT SHAFT DRIVEN	2.6
		.NOTE: Same time for two units (1)	
10	2101G2	SHIFTER, GEAR	2.8
16	2131H2	BEARING, OUTPUT SHAFT :FRONT -	7.4
		.INCLUDES: Engine removal and installation	
19	2131S9	BEARING, OUTPUT SHAFT :REAR CRANKCASE SIDE	2.8
	2131L1	BEARING, OUTPUT SHAFT :FOR 1 VEHICLE	8.2
		.INCLUDES: Engine removal and installation	

Ref. No.	Part No.	Description	Reqd. QTY									Serial No.	Parts catalogue code
			FA5			FA6			FA7				
			F	G	H	F	G	H	G	H			
1	23433-HR6-A60	COLLAR, FINAL SHIFTER	1	1	1	1	1	1	1	1			
2	23601-HR6-A60	SHAFT, FINAL DRIVE	1	1	1	1	1	1	1	1			
3	23611-HR6-A60	SHAFT, FINAL	1	1	1	1	1	1	1	1			
4	23620-HR6-A60	GEAR COMP., FINAL DRIVE LOW -	1	1	1	1	1	1	1	1			
5	23630-HR6-A60	GEAR COMP., FINAL DRIVE HIGH	1	1	1	1	1	1	1	1			
6	23631-HR6-A60	GEAR, FINAL DRIVEN LOW	1	1	1	1	1	1	1	1			
7	23632-HR6-A60	GEAR, FINAL DRIVEN HIGH	1	1	1	1	1	1	1	1			
8	23633-HR6-A60	COLLAR, 20X23X31.6	1	1	1	1	1	1	1	1			
9	23634-HR6-A60	COLLAR, 20X23X34	1	1	1	1	1	1	1	1			
10	23641-HR6-A60	SHIFTER, FINAL	1	1	1	1	1	1	1	1			
11	90403-HN8-000	WASHER, SPECIAL, 17MM	1	1	1	1	1	1	1	1			
12	90457-HR6-A60	WASHER, THRUST, 20MM	2	2	2	2	2	2	2	2			
13	90458-292-000	WASHER, THRUST, 20MM	1	1	1	1	1	1	1	1			
14	90613-HR6-A60	RING, INTERNAL DOUBLE COIL ..	2	2	2	2	2	2	2	2			
15	90616-HR6-A60	CLIP, 38.6MM	2	2	2	2	2	2	2	2			
16	91006-HP5-601	BEARING, RADIAL BALL, 22X47X14	1	1	1	1	1	1	1	1			
17	91202-HR0-F01	OIL SEAL, 22X35X7	1	1	1	1	1	1	1	1			
18	96211-05000	BALL, STEEL, #5(5/32)	42	42	42	42	42	42	42	42			
19	91052-HN2-B71	BEARING, RADIAL BALL, 60/28 -	1	1	1	1	1	1	1	1			



E-21

RECOIL STARTER



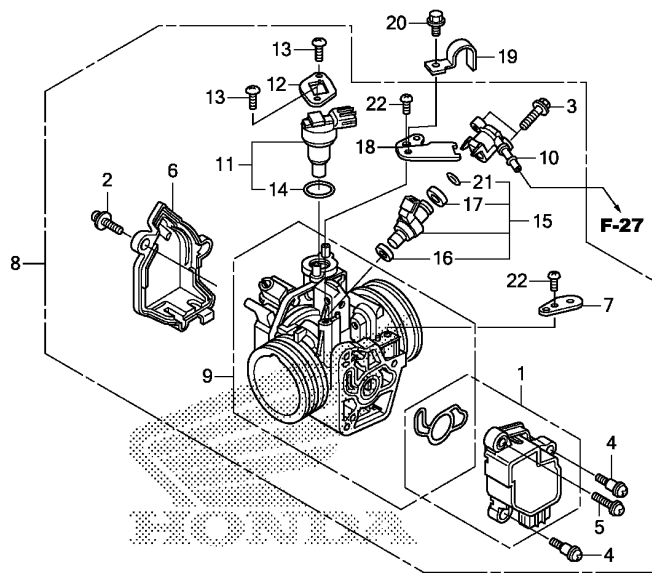
Ref. No.	L.O.N.	(Relative ref. Number) Description	F.R.T.
1	112115	STARTER ASSY., RECOIL	0.4
2	1121A5	ROPE, RECOIL STARTER	0.6
3		(7)	
	1121A7	PULLEY, RECOIL	0.6

HR63E2100

Ref. No.	Part No.	Description	Reqd. QTY										Serial No.	Parts catalogue code
			FA5			FA6			FA7					
			F	G	H	F	G	H	G	H				
1	28400-HR0-F21	STARTER ASSY., RECOIL	1	1	1	1	1	1	1	1				
2	28407-HM7-A11	ROPE, RECOIL STARTER	1	1	1	1	1	1	1	1				
3	28430-HP5-660	PULLEY COMP., RECOIL	1	1	1	1	1	1	1	1				
4	28461-HP5-661	KNOB COMP., RECOIL STARTER ..	1	1	1	1	1	1	1	1				
5	90081-HR6-A60	BOLT, SPECIAL, 12MM	1	1	1	1	1	1	1	1				
6	91202-HP0-A01	OIL SEAL, 32X52X9 (ARAI)	1	1	1	1	1	1	1	1				
7	91303-679-003	O-RING, 11.5X2.3	1	1	1	1	1	1	1	1				
8	95701-06014-00	BOLT, FLANGE, 6X14	4	4	4	4	4	4	4	4				

E-23

THROTTLE BODY



FR.

HR63E2300

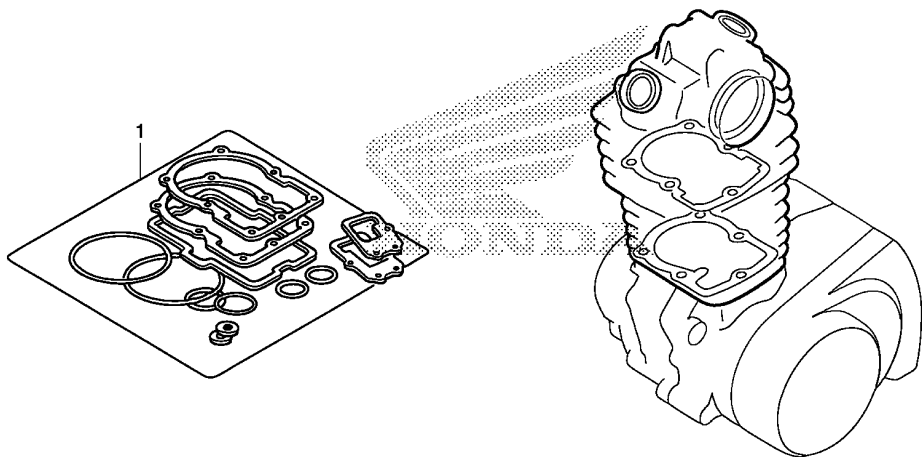
Ref. No.	L.O.N.	(Relative ref. Number) Description	F.R.T.
1	617115	SENSOR, THROTTLE	0.4
8	311132	BODY ASSY., THROTTLE	0.9
9	311130	BODY, THROTTLE	1.0
11		(14)	
15	3111N5	VALVE, IDLE AIR CONTROL	0.3
		(10,16,17,21)	
	311145	INJECTOR, FUEL	0.4

Ref. No.	Part No.	Description	Reqd. QTY									Serial No.	Parts catalogue code
			FA5			TRX500			FA7				
			F	G	H	F	G	H	G	H			
1	16060-HP6-A01	SENSOR SET	1	1	1	1	1	1	1	1			
2	16080-HP5-601	SCREW-WASHER	1	1	1	1	1	1	1	1			
3	16080-KPH-701	BOLT, FLANGE, 5X20	2	2	2	2	2	2	2	2			
4	16081-KYJ-901	SCREW, TORX, 5X8.7	2	2	2	2	2	2	2	2			
5	16082-KYJ-901	SCREW, TORX, 5X17	1	1	1	1	1	1	1	1			
6	16157-HN8-A61	COVER, BODY	1	1	1	1	1	1	1	1			
7	16196-HP6-A01	STAY, HARNESS CLAMPER	1	1	1	1	1	1	1	1			
8	16400-HR4-A42	BODY ASSY., THROTTLE(GQ3QA A)	1	1	1	1	1	1	1	1			
9	16410-HR4-A41	BODY SET	1	1	1	1	1	1	1	1			
10	16422-HR3-A41	JOINT, INJECTOR	1	1	1	1	1	1	1	1			
11	16430-HP6-A01	VALVE SET, IDLE AIR CONTROL	1	1	1	1	1	1	1	1			
12	16432-HP5-601	PLATE, IDLE AIR CONTROL VALVE	1	1	1	1	1	1	1	1			
13	16433-HN8-A61	SCREW, TORX	2	2	2	2	2	2	2	2			
14	16435-HN8-A61	O-RING, 17.8X1.9	1	1	1	1	1	1	1	1			
15	16450-HR3-A42	INJECTOR ASSY., FUEL	1	1	1	1	1	1	1	1			
16	16472-KPC-D50	RING, SEAL	1	1	1	1	1	1	1	1			
17	16473-HR3-A42	SEAL RING, DUST	1	1	1	1	1	1	1	1			
18	17567-KWT-901	BASE, CLAMPER	1	1	1	1	1	1	1	1			
19	17568-HP5-600	CLAMPER, FUEL HOSE	1	1	1	1	1	1	1	1			
20	90002-892-000	BOLT, FLANGE, 5X10	1	1	1	1	1	1	1	1			
21	91301-KZL-931	O-RING, 6.3X2.2	1	1	1	1	1	1	1	1			
22	93500-05010-1H	SCREW, PAN, 5X10	2	2	2	2	2	2	2	2			



EOP-1

GASKET KIT A



HR63X0100A

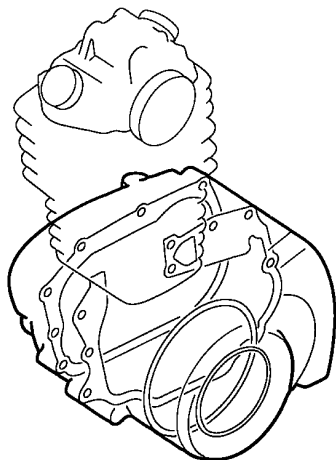
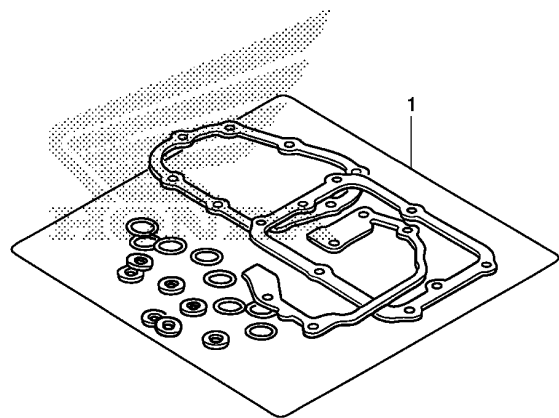
Ref. No.	L.O.N.	(Relative ref. Number) Description	F.R.T.
----------	--------	------------------------------------	--------

NO INFORMATION

Ref. No.	Part No.	Description	Reqd. QTY										Serial No.	Parts catalogue code
			TRX500											
			FA5		FA6		FA7							
F	G	H	F	G	H	G	H							
1	06111-HL5-A00	GASKET KIT A	1	1	1	1	1	1	1	1	1			
	12191-HR0-F01	GASKET, CYLINDER	1	1	1	1	1	1	1	1	1			
	12251-HR0-F01	GASKET, CYLINDER HEAD	1	1	1	1	1	1	1	1	1			
	12315-HR0-F01	GASKET, HEAD COVER	1	1	1	1	1	1	1	1	1			
	18291-MV9-000	GASKET, EX. PIPE	1	1	1	1	1	1	1	1	1			
	90441-706-000	WASHER, SEALING, 6MM	2	2	2	2	2	2	2	2	2			
	91301-428-003	O-RING, 35.5X3(NOK)	2	2	2	2	2	2	2	2	2			
	91306-105-690	O-RING, 1.5X9.5	2	2	2	2	2	2	2	2	2			

EOP-2

GASKET KIT B



HR63X0200A

Ref. L.O.N. (Relative ref. Number) F.R.T.
No. Description

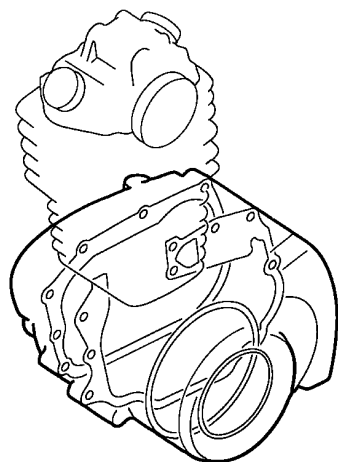
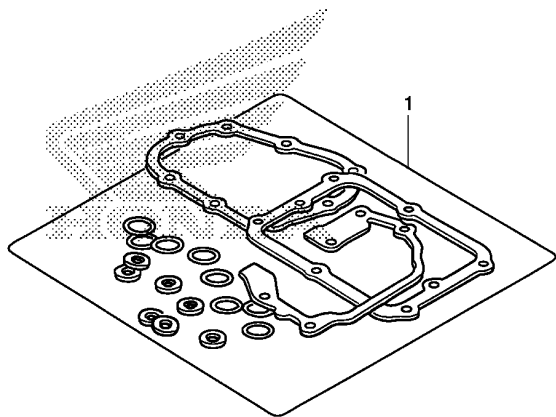
NO INFORMATION

Ref. No.	Part No.	Description	Reqd. QTY									Serial No.	Parts catalogue code
			FA5			TRX500			FA7				
			F	G	H	F	G	H	G	H			
1	06112-HR6-A60	GASKET KIT B	1	1	1	1	1	1	1	1			
	11347-HR6-A60	GASKET, SUB TRANSMISSION COVER	1	1	1	1	1	1	1	1			
	11392-HP7-A00	GASKET, FR. CRANKCASE SPACER	1	1	1	1	1	1	1	1			
	19226-HP5-600	GASKET, WATER PUMP COVER	1	1	1	1	1	1	1	1			
	24515-HR6-A61	GASKET, CHANGE CASE COVER ...	1	1	1	1	1	1	1	1			
	27135-HP7-A01	GASKET, OIL CONTROL COVER ...	1	1	1	1	1	1	1	1			
	38615-HN8-003	PACKING, BASE	1	1	1	1	1	1	1	1			
	90441-706-000	WASHER, SEALING, 6MM	1	1	1	1	1	1	1	1			
	90443-MB0-000	WASHER, SEALING, 10.2MM	1	1	1	1	1	1	1	1			
	90471-580-000	PACKING, 8MM	7	7	7	7	7	7	7	7			
	90545-300-000	WASHER, OIL BOLT	3	3	3	3	3	3	3	3			
	90545-MC0-000	1	1	1	1	1	1	1	1			
	91301-107-000	O-RING, 75X2.5	1	1	1	1	1	1	1	1			
	91301-473-003	O-RING, 7X1.7	6	6	6	6	6	6	6	6			
	91301-GR0-004	O-RING, 15.2X1.5	1	1	1	1	1	1	1	1			
	91301-HR3-A40	O-RING, 58X3	1	1	1	1	1	1	1	1			
	91301-P6H-003	O-RING, 7.6X1.9(KEIHIN)	1	1	1	1	1	1	1	1			
	91301-P7X-003	O-RING, 18.5X1.9(NOK)	1	1	1	1	1	1	1	1			
	91302-HB3-004	O-RING, 7.5X1.5	1	1	1	1	1	1	1	1			
	91302-P6H-003	O-RING, 9.6X1.9(KEIHIN)	1	1	1	1	1	1	1	1			
	91302-PL4-003	O-RING, 41.8X2.2(NOK)	2	2	2	2	2	2	2	2			
	91303-377-000	O-RING, 13.8X2.5	1	1	1	1	1	1	1	1			
	91303-679-003	O-RING, 11.5X2.3	1	1	1	1	1	1	1	1			
	91303-KF0-003	O-RING, 14.8X2.4(ARAI)	2	2	2	2	2	2	2	2			
	91303-P6H-003	O-RING, 11.7X1.9(KEIHIN)	1	1	1	1	1	1	1	1			
	91303-PC9-003	O-RING, 104X2.2(ARAI)	2	2	2	2	2	2	2	2			
	91303-PC9-004	O-RING, 104X2.2(NOK)	2	2	2	2	2	2	2	2			
	91304-HP5-601	O-RING, 20.6X1.9	2	2	2	2	2	2	2	2			
	91305-KF0-003	O-RING, 27X2(ARAI)	1	1	1	1	1	1	1	1			



EOP-2

GASKET KIT B



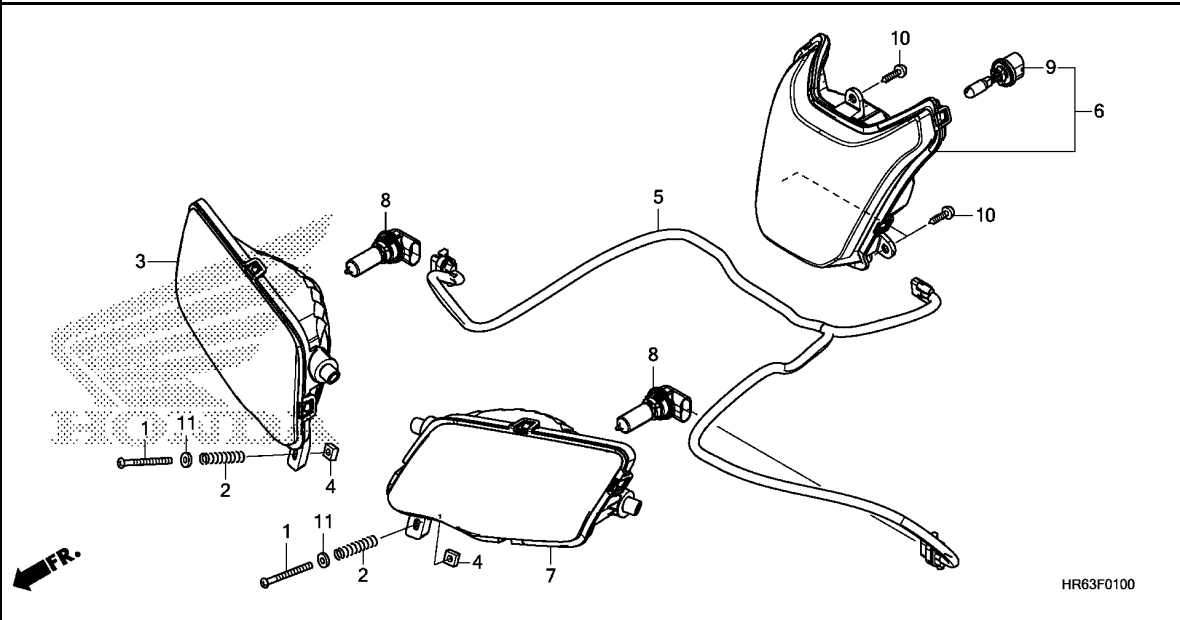
HR63X0200A

2

Ref. No.	Part No.	Description	Reqd. QTY									Serial No.	Parts catalogue code
			TRX500										
			FA5			FA6			FA7				
F	G	H	F	G	H	G	H						
(1)	91305-MG7-003	O-RING, 5X1.7(ARAI)	2	2	2	2	2	2	2	2			
	91307-KF0-003	O-RING, 18X3(ARAI)	1	1	1	1	1	1	1	1			
	91307-PA9-003	O-RING, 31.2X1.9(ARAI)	4	4	4	4	4	4	4	4			
	91308-HN0-A10	O-RING, ANGLE SENSOR	1	1	1	1	1	1	1	1			
	91309-425-003	O-RING, 24.4X3.1(ARAI)	1	1	1	1	1	1	1	1			
	91313-MB0-003	O-RING, 14.7X2.2(ARAI)	1	1	1	1	1	1	1	1			
	91313-MN5-004	O-RING, 7.8X1.9(NOK)	2	2	2	2	2	2	2	2			
	91314-PC9-003	O-RING, 8.5X1.9(ARAI)	1	1	1	1	1	1	1	1			
	91315-PC9-004	O-RING, 6X1.5(NOK)	1	1	1	1	1	1	1	1			
	91316-612-000	O-RING, 27.5X1.7	1	1	1	1	1	1	1	1			
	91316-MJ8-003	O-RING, 8.4X2.4	1	1	1	1	1	1	1	1			
	91319-ME5-003	O-RING, 5.5X1.4	1	1	1	1	1	1	1	1			
	91331-PC9-003	O-RING, 21.2X2.4(ARAI)	1	1	1	1	1	1	1	1			
	91351-HM8-A51	O-RING, CONTROL MOTOR	1	1	1	1	1	1	1	1			
	94109-12000	WASHER, DRAIN PLUG, 12MM	1	1	1	1	1	1	1	1			

F-1

HEADLIGHT



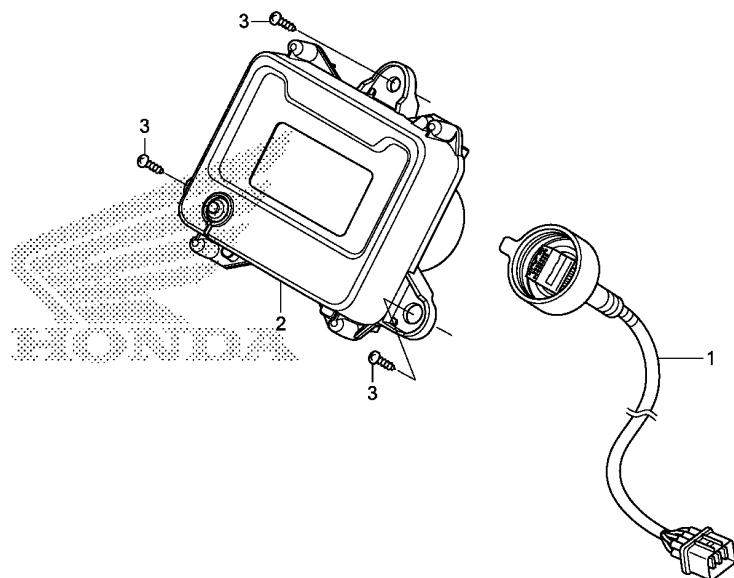
Ref. No.	L.O.N.	(Relative ref. Number) Description	F.R.T.
3	6161A9	HEADLIGHT UNIT :RIGHT	0.3
5	6161B1	SOCKET, HEADLIGHT	0.6
6	6161B8	HEADLIGHT, ASSIST	0.1
7	6161A8	HEADLIGHT UNIT :LEFT	0.3
	6161B0	HEADLIGHT UNIT :BOTH	0.6
8	6161F7	BULB, HEADLIGHT :LEFT	0.1
	6161F8	BULB, HEADLIGHT :RIGHT	0.1
	6161H4	BULB, HEADLIGHT :BOTH	0.1
9	6161L9	BULB, ASSIST HEADLIGHT	0.1

Ref. No.	Part No.	Description	Reqd. QTY									Serial No.	Parts catalogue code
			FA5			FA6			FA7				
			F	G	H	F	G	H	G	H			
1	33103-KSC-670	SCREW, PAN, 4X55	2	2	2	2	2	2	2	2			
2	33107-KAE-771	SPRING, BEAM ADJUSTING	2	2	2	2	2	2	2	2			
3	33110-HR3-A20	HEADLIGHT UNIT, R.	1	1	1	1	1	1	1	1			
4	33117-KBR-730	NUT, BEAM ADJUSTING	2	2	2	2	2	2	2	2			
5	33130-HR6-A60	SUB HARNESS, HEADLIGHT	1	1	1	1	1	1	1	1			
6	33150-HR6-A61	HEADLIGHT ASSY., ASSIST (12V 50W)	1	1	1	1	1	1	1	1			
7	33160-HR3-A20	HEADLIGHT UNIT, L.	1	1	1	1	1	1	1	1			
8	34901-HR3-A21	BULB COMP., HEADLIGHT (12V 35/35W)	2	2	2	2	2	2	2	2			
9	34901-HR6-A60	BULB, HEADLIGHT(12V 50W)	1	1	1	1	1	1	1	1			
10	93913-25380	SCREW, TAPPING, 5X14(PO)	3	3	3	3	3	3	3	3			
11	94103-04000	WASHER, PLAIN, 4MM	2	2	2	2	2	2	2	2			



F-2

METER



FR. →

HR63F0200

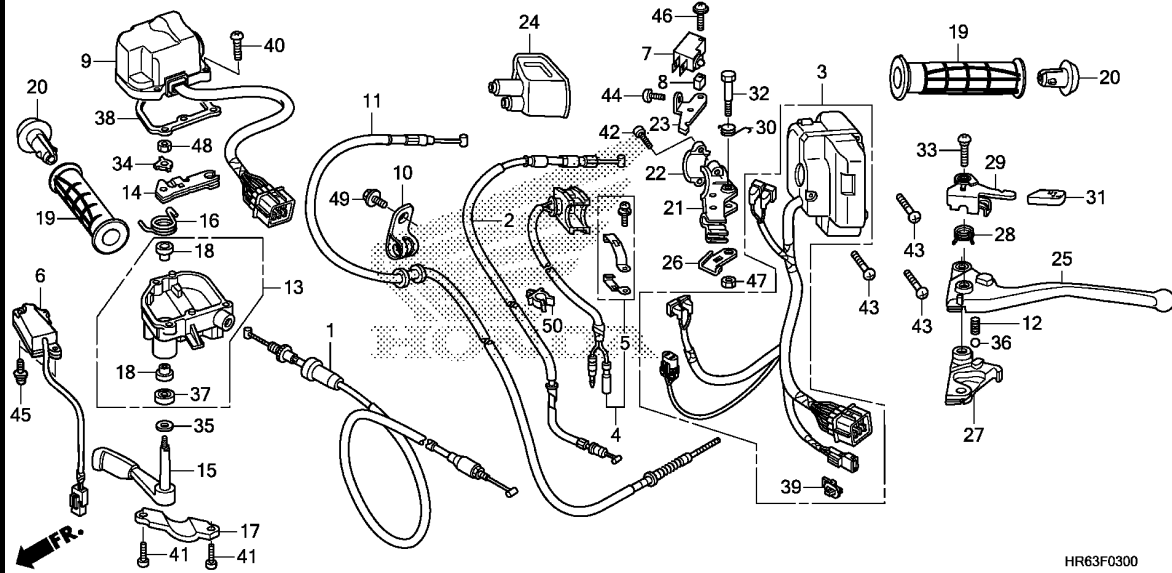
Ref. No.	L.O.N.	(Relative ref. Number) Description	F.R.T.
1	6111D7	SUB HARNESS, FRONT	0.5
2	8121A1	METER ASSY., COMBINATION	0.3

3

Ref. No.	Part No.	Description	Reqd. QTY										Serial No.	Parts catalogue code
			FA5			FA6			FA7					
			TRX500											
			F	G	H	F	G	H	G	H				
1	32105-HR6-A60	SUB HARNESS, FR.	1	1	1	1	1	1	1	1				
2	37200-HR6-A61	METER ASSY., COMBINATION (MPH/KPH)	1	1	1	-	-	-	-	-				
	37200-HR6-A71	-	-	-	1	1	1	1	1				
3	93913-25310	SCREW, TAPPING, 5X14(P0)	3	3	3	3	3	3	3	3				

F-3

SWITCH/CABLE



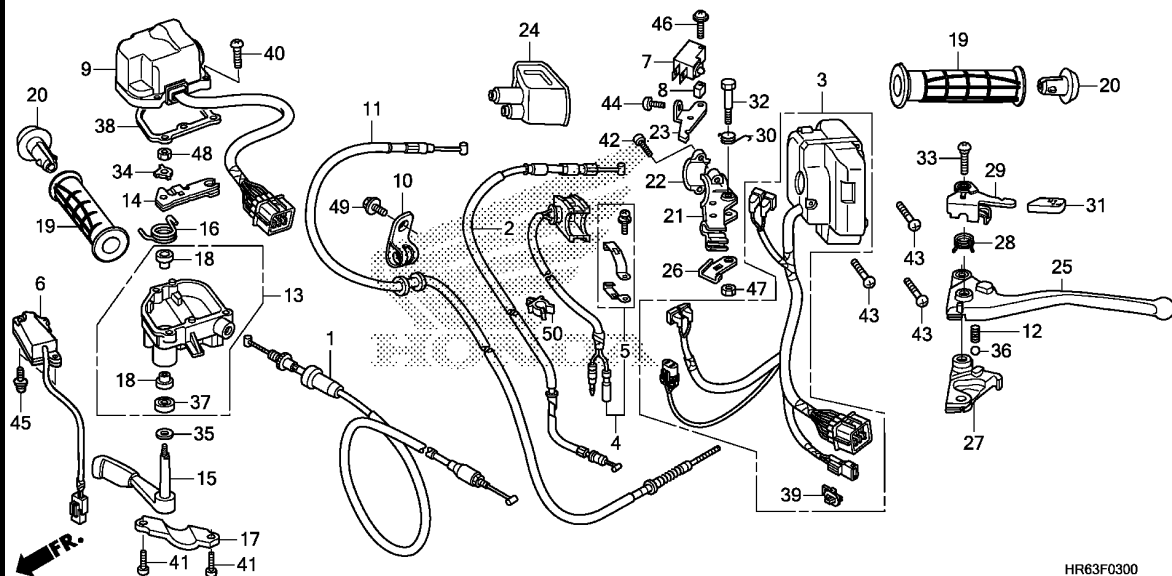
Ref. No.	L.O.N.	(Relative ref. Number) Description	F.R.T.
1	811100	CABLE, THROTTLE	1.2
	811100F	.EPS add	0.1
2	811148	CABLE, REVERSE	1.1
	811148E	.EPS add	0.1
3	6151C8	SWITCH, LEFT HANDLE	0.7
	6151C8A	.EPS add	0.1
4	6151A3	SWITCH, HORN	0.6
	6151A3A	.EPS add	0.1
6	6151A6	SWITCH, DRIVE MODE SELECT ...	0.6
	6151A6A	.EPS add	0.1
7	6151B3	SWITCH, REAR STOP :LEVER SIDE	0.1
9	6151K0	SWITCH, RIGHT HANDLE	0.7
	6151K0A	.EPS add	0.1
11	8111B1	CABLE, HAND BRAKE	1.4
	8111B1B	.EPS add	0.1
13	8101C3	CASE ASSY., THROTTLE LEVER ...	0.2
14	8101C4	ARM, THROTTLE	0.2
15	810120	LEVER, THROTTLE	0.2
19	8101C0	GRIP, HANDLE :LEFT	0.1
	8101C1	GRIP, HANDLE :RIGHT	0.1
21	8101C8	BRACKET, HANDLE LEVER :LEFT ..	0.2
25	8101C6	LEVER, HANDLE :LEFT	0.2
	8101F5	LEVER, HANDLE :BOTH	0.3
27	8101E1	ARM, REVERSE ASSISTANT	0.1
29	810170	LEVER, PARKING LOCK	0.2

Ref. No.	Part No.	Description	Reqd. QTY									Serial No.	Parts catalogue code
			TRX500										
			FA5			FA6			FA7				
F	G	H	F	G	H	G	H						
1	17910-HR6-A60	CABLE COMP., THROTTLE	1	1	1	1	1	1	1	1			
2	22880-HR6-A60	CABLE, REVERSE ASSIST	1	1	1	1	1	1	1	1			
3	35140-HR6-A62	SWITCH ASSY., ELECTRIC SHIFT	1	1	1	1	1	1	1	1			
4	35180-HM8-851	SWITCH ASSY., HORN	1	1	1	1	1	1	1	1			
5	35181-HM8-V81	BAND SET	1	1	1	1	1	1	1	1			
6	35300-HR3-A61	SWITCH ASSY., MODE SELECT ...	1	1	1	1	1	1	1	1			
7	35340-ML4-005	SWITCH ASSY., FR. STOP(OMRON)	1	1	1	1	1	1	1	1			
8	35345-HF1-830	COLLAR, STOP SWITCH	1	1	1	1	1	1	1	1			
9	35400-HR6-A61	SWITCH ASSY., DIFFERENTIAL LOCK	1	1	1	1	1	1	1	1			
10	43452-HR3-A20	CLAMP, BRAKE CABLE	1	1	1	1	1	1	1	1			
11	43460-HR6-A61	CABLE COMP., HAND BRAKE	1	1	1	1	1	1	1	1			
12	47155-MGE-D00	SPRING, PLUNGER	1	1	1	1	1	1	1	1			
13	53143-HR3-305	CASE ASSY., THROTTLE LEVER(WL)	1	1	1	1	1	1	1	1			
14	53144-HA0-010	ARM COMP., THROTTLE	1	1	1	1	1	1	1	1			
15	53145-HA0-770	LEVER, THROTTLE	1	1	1	1	1	1	1	1			
16	53146-HM8-000	SPRING, THROTTLE RETURN	1	1	1	1	1	1	1	1			
17	53147-HN0-670	HOLDER, THROTTLE CASE	1	1	1	1	1	1	1	1			
18	53148-HA0-000	BUSH, THROTTLE PIVOT	2	2	2	2	2	2	2	2			
19	53165-HR6-A60	GRIP, HANDLE	2	2	2	2	2	2	2	2			
20	53167-HP5-600	GUARD, HANDLE END	2	2	2	2	2	2	2	2			
21	53172-HN5-V70	BRACKET, BRAKE LEVER	1	1	1	1	1	1	1	1			
22	53173-376-000	HOLDER, LEVER BRACKET	1	1	1	1	1	1	1	1			
23	53174-HN5-V60	STAY, PARKING BRAKE STOPPER	1	1	1	1	1	1	1	1			
24	53177-HN5-M40	COVER, L. HANDLE	1	1	1	1	1	1	1	1			



F-3

SWITCH/CABLE

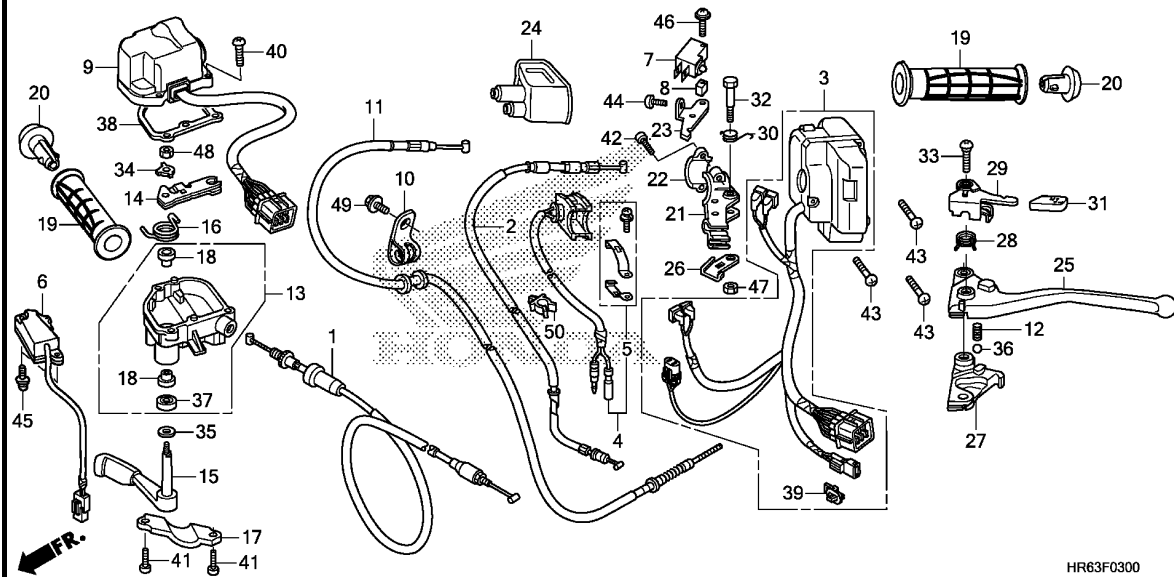


HR63F0300

Ref. No.	Part No.	Description	Reqd. QTY									Serial No.	Parts catalogue code
			TRX500										
			FA5			FA6			FA7				
F	G	H	F	G	H	G	H						
25	53178-HR6-A60	LEVER, L. STEERING HANDLE ...	1	1	1	1	1	1	1	1			
26	53179-HN5-M40	HOLDER, STOP SWITCH SUB CORD	1	1	1	1	1	1	1	1			
27	53179-HR6-A60	ARM, REVERSE ASSISTANT	1	1	1	1	1	1	1	1			
28	53191-HR6-A60	SPRING, PARKING LEVER(A)	1	1	1	1	1	1	1	1			
29	53192-HR6-G60	LEVER, PARKING BRAKE LOCK ...	1	1	1	1	1	1	1	1			
30	53193-HN5-C20	SPRING, PARKING LEVER RETURN	1	1	1	1	1	1	1	1			
31	53193-HR6-A60	CAP, PARKING LEVER	1	1	1	1	1	1	1	1			
32	90114-HM8-000	BOLT, HANDLE LEVER PIVOT ...	1	1	1	1	1	1	1	1			
33	90115-HR6-A60	SCREW, PARKING LEVER PIVOT ..	1	1	1	1	1	1	1	1			
34	90501-HA0-000	WASHER, LOCK, 6MM	1	1	1	1	1	1	1	1			
35	90504-HA0-000	WASHER, 9X20	1	1	1	1	1	1	1	1			
36	91101-MAM-A80	BALL, STEEL, #6(3/16)	1	1	1	1	1	1	1	1			
37	91210-HA0-003	DUST SEAL, 9X16X5(ARAI)	1	1	1	1	1	1	1	1			
	91210-HA0-004	DUST SEAL, 9X16X5(NOK)	1	1	1	1	1	1	1	1			
38	91532-HA0-020	PACKING, THROTTLE CASE	1	1	1	1	1	1	1	1			
39	91535-TA0-003	CLIP, COUPLER(DARK BROWN) ...	1	1	1	1	1	1	1	1			
40	93500-04016-0G	SCREW, PAN, 4X16	3	3	3	3	3	3	3	3			
41	93500-05014-0G	SCREW, PAN, 5X14	2	2	2	2	2	2	2	2			
42	93500-05018-0G	SCREW, PAN, 5X18	2	2	2	2	2	2	2	2			
43	93500-05028-0G	SCREW, PAN, 5X28	3	3	3	3	3	3	3	3			
44	93500-06016-0G	SCREW, PAN, 6X16	1	1	1	1	1	1	1	1			
45	93891-04012-07	SCREW-WASHER, 4X12	2	2	2	2	2	2	2	2			
46	93893-04022-07	SCREW-WASHER, 4X22	1	1	1	1	1	1	1	1			
47	94001-06070-0S	NUT, HEX., 6MM	1	1	1	1	1	1	1	1			

F-3

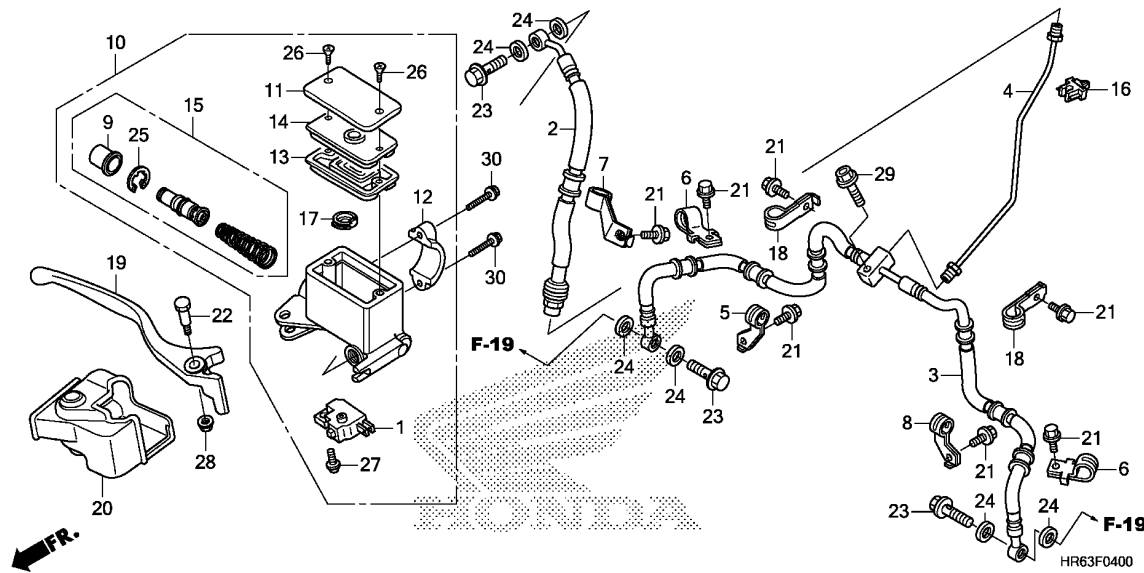
SWITCH/CABLE



Ref. No.	Part No.	Description	Reqd. QTY									Serial No.	Parts catalogue code
			TRX500										
			FA5			FA6			FA7				
F	G	H	F	G	H	G	H						
48	94002-06000-0S	NUT, HEX., 6MM	1	1	1	1	1	1	1	1			
49	95701-06012-00	BOLT, FLANGE, 6X12	1	1	1	1	1	1	1	1			
50	91531-SZ5-003	CLIP, TUBE, 3.5	1	1	1	1	1	1	1	1			

F-4

FRONT BRAKE MASTER CYLINDER



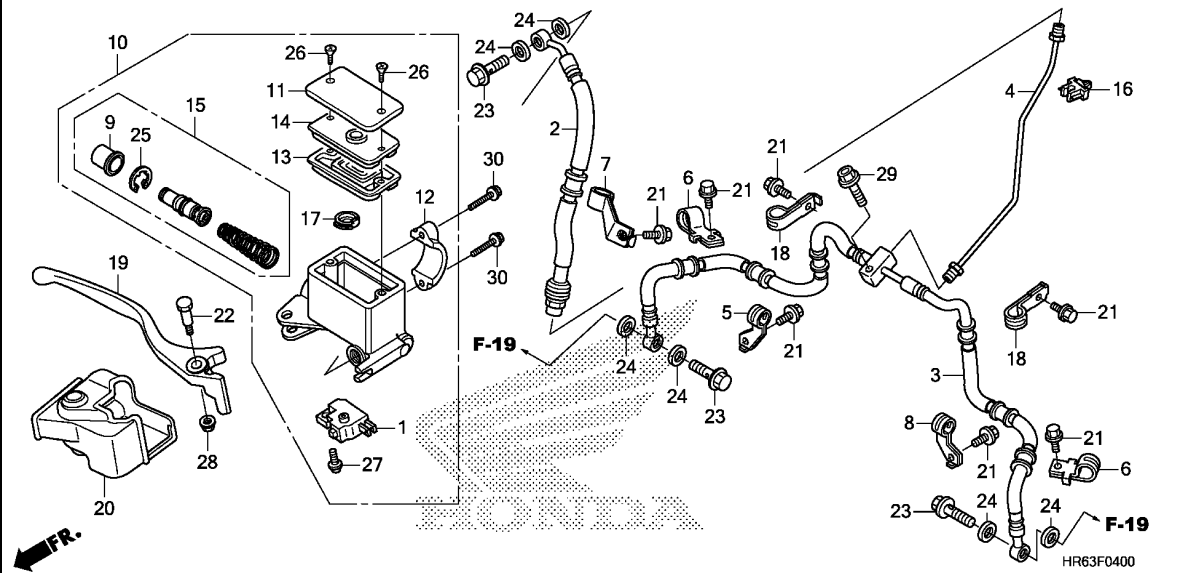
Ref. No.	L.O.N.	(Relative ref. Number) Description	F.R.T.
1	6151B2	SWITCH, FRONT STOP	0.1
2	712127	HOSE A, FRONT BRAKE	0.7
		.INCLUDES: Bleed brakes	
	712127G	.EPS add	0.1
3	712128	HOSE B, FRONT BRAKE	1.3
		.INCLUDES: Bleed brakes	
4	7121C5	PIPE, FRONT BRAKE	1.0
		.INCLUDES: Bleed brakes	
10	712105	CYLINDER, FRONT BRAKE MASTER	0.5
		.INCLUDES: Bleed brakes	
13	7121G6	DIAPHRAGM, FRONT BRAKE MASTER CYLINDER	0.1
15	7121G9	PISTON SET, FRONT BRAKE MASTER	0.5
		.INCLUDES: Bleed brakes	
19	8101C7	LEVER, HANDLE :RIGHT	0.1
	8101F5	LEVER, HANDLE :BOTH	0.3

3

Ref. No.	Part No.	Description	Reqd. QTY									Serial No.	Parts catalogue code
			FA5			FA6			FA7				
			F	G	H	F	G	H	G	H			
1	35340-MGS-D31	SWITCH ASSY., FR. STOP	1	1	1	1	1	1	1	1			
2	45126-HR6-A61	HOSE COMP., FR. BRAKE(A)	1	1	1	1	1	1	1	1			
3	45127-HR6-A61	HOSE COMP., FR. BRAKE(B)	1	1	1	1	1	1	1	1			
4	45128-HR3-A20	PIPE COMP., FR. BRAKE	1	1	1	1	1	1	1	1			
5	45461-HR3-A20	CLAMP A, R. FR. BRAKE HOSE ..	1	1	1	1	1	1	1	1			
6	45462-HR0-F00	CLAMP B, FR. BRAKE HOSE	2	2	2	2	2	2	2	2			
7	45464-HR3-A20	CLAMPER, FR. BRAKE HOSE	1	1	1	1	1	1	1	1			
8	45471-HR3-A20	CLAMP A, L. FR. BRAKE HOSE ..	1	1	1	1	1	1	1	1			
9	45504-410-003	BOOT COMP.	1	1	1	1	1	1	1	1			
10	45510-HR3-A21	CYLINDER SUB ASSY., FR. BRAKE MASTER(NISSIN)	1	1	1	1	1	1	1	1			
11	45513-KK1-771	CAP, MASTER CYLINDER	1	1	1	1	1	1	1	1			
12	45517-166-006	HOLDER, MASTER CYLINDER	1	1	1	1	1	1	1	1			
13	45520-MG7-006	DIAPHRAGM	1	1	1	1	1	1	1	1			
14	45521-HA2-006	PLATE, DIAPHRAGM	1	1	1	1	1	1	1	1			
15	45530-MCA-006	PISTON SET, FR. MASTER CYLINDER	1	1	1	1	1	1	1	1			
16	46394-S04-003	CLIP A	1	1	1	1	1	1	1	1			
17	46666-HB9-006	SEPARATOR COMP.	1	1	1	1	1	1	1	1			
18	51207-HN2-000	CLAMP A, FR. BRAKE HOSE	2	2	2	2	2	2	2	2			
19	53175-HR3-A21	LEVER, R. HANDLE	1	1	1	1	1	1	1	1			
20	53176-HR3-A21	COVER, R. HANDLE LEVER	1	1	1	1	1	1	1	1			
21	90103-MCS-G00	BOLT, FLANGE, 6X12	7	7	7	7	7	7	7	7			
22	90114-KGH-900	BOLT, HANDLE LEVER PIVOT	1	1	1	1	1	1	1	1			
23	90145-MS9-612	BOLT, OIL, 10X22	3	3	3	3	3	3	3	3			

F-4

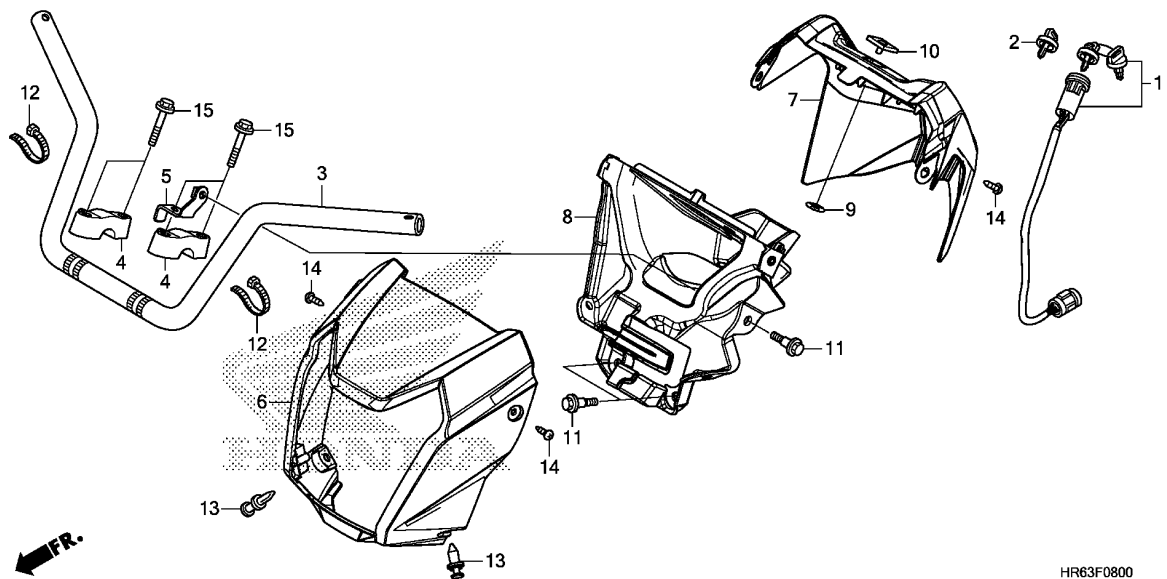
FRONT BRAKE MASTER CYLINDER



Ref. No.	Part No.	Description	Reqd. QTY										Serial No.	Parts catalogue code
			TRX500											
			FA5			FA6			FA7					
F	G	H	F	G	H	G	H							
24	90545-300-000	WASHER, OIL BOLT	6	6	6	6	6	6	6	6	6			
25	90651-MA5-671	CIRCLIP	1	1	1	1	1	1	1	1	1			
26	93600-04012-16	SCREW, FLAT, 4X12	2	2	2	2	2	2	2	2	2			
27	93893-04012-17	SCREW-WASHER, 4X12	1	1	1	1	1	1	1	1	1			
28	94050-06000	NUT, FLANGE, 6MM	1	1	1	1	1	1	1	1	1			
29	95701-06025-07	BOLT, FLANGE, 6X25	1	1	1	1	1	1	1	1	1			
30	96001-06022-07	BOLT, FLANGE, 6X22	2	2	2	2	2	2	2	2	2			

F-8

HANDLE PIPE



Ref. No.	L.O.N.	(Relative ref. Number) Description	F.R.T.
1	615146	SWITCH, IGNITION	0.8
3	810100	PIPE, STEERING HANDLE	0.7
	810100J	.EPS add	0.1
6	6161V9	CASE, ASSIST HEADLIGHT	0.1
7	8121E3	COVER, METER	0.7
8	8121D0	STAY, METER COVER	0.4

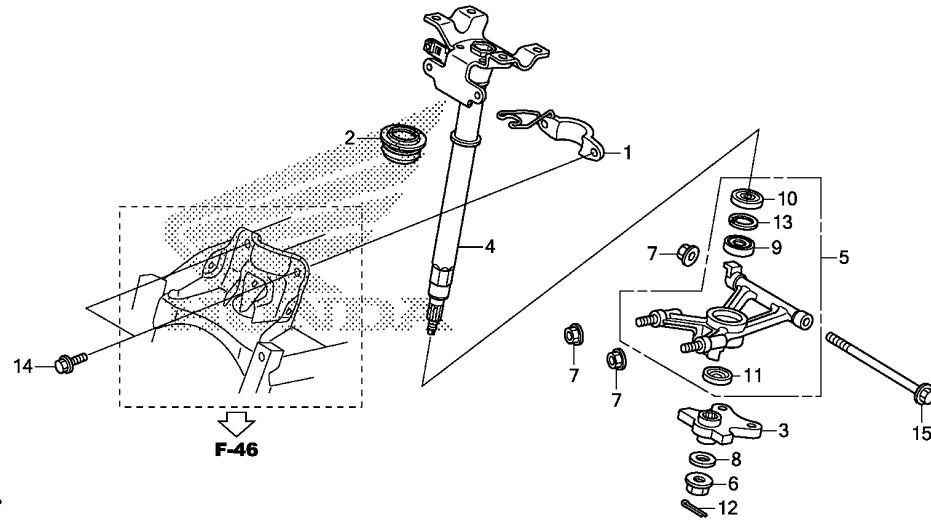
HR63F0800

Ref. No.	Part No.	Description	Reqd. QTY									Serial No.	Parts catalogue code
			FA5			FA6			FA7				
			F	G	H	F	G	H	G	H			
1	35100-HR6-A61	SWITCH ASSY., IGNITION	1	1	1	1	1	1	1	1			
2	35121-HF1-881	KEY, BLANK(TYPE 1) (KEY NO. AXX / BXX)	(1)	(1)	(1)	(1)	(1)	(1)	(1)	(1)			
	35122-HF1-881	KEY, BLANK(TYPE 2) (KEY NO. CXX / DXX)	(1)	(1)	(1)	(1)	(1)	(1)	(1)	(1)			
3	53100-HR6-A60	PIPE, STEERING HANDLE	1	1	1	1	1	1	1	1			
4	53111-HR3-A20	HOLDER, UPPER HANDLE	2	2	2	2	2	2	2	2			
5	53113-HR3-A20	BRACKET, METER STAY	1	1	1	1	1	1	1	1			
6	53205-HR6-A60ZA	COVER, ASSIST HEADLIGHT *R232*.....PATRIOT RED	1	1	-	1	1	-	-	-			
	53205-HR6-A60ZD	*G152*.....ADVENTURE GREEN	1	1	-	-	-	-	-	-			
	53205-HR6-660ZB	*R232*.....PATRIOT RED	-	-	1	-	-	1	-	-			
	53205-HR6-660ZE	*G152*.....ADVENTURE GREEN	-	-	1	-	-	1	-	-			
	53205-HR6-A60ZB	*NH196*.....ROSS WHITE	-	-	-	-	-	-	1	-			
	53205-HR6-660ZC	*NH196*.....ROSS WHITE	-	-	-	-	-	-	-	1			
	53205-HR6-660ZD	*NHA79MR* CHAOS BLACK METALLIC-R	-	-	-	-	-	-	-	1			
7	53206-HR6-A60ZA	COVER, METER *NH1*.....BLACK	1	1	1	1	1	1	1	1			
8	53207-HR6-A60	STAY, METER COVER	1	1	1	1	1	1	1	1			
9	64206-MJ0-000	NUT, SPEED, 4MM	1	1	1	1	1	1	1	1			
10	86150-HN8-003	EMBLEM, PRODUCT(MARUI)	1	1	1	1	1	1	1	1			
	86150-HN8-004	EMBLEM, PRODUCT(UEHARA)	1	1	1	1	1	1	1	1			
11	90111-162-000	BOLT, FLANGE, 6MM	3	3	3	3	3	3	3	3			
12	90651-MA6-720	BAND, WIRE HARNESS	2	2	2	2	2	2	2	2			
13	90653-HC4-900	CLIP, MUDGUARD	2	2	2	2	2	2	2	2			
14	93913-25380	SCREW, TAPPING, 5X14(PO)	3	3	3	3	3	3	3	3			
15	95701-08038-08	BOLT, FLANGE, 8X38	4	4	4	4	4	4	4	4			

3

F-9

STEERING SHAFT



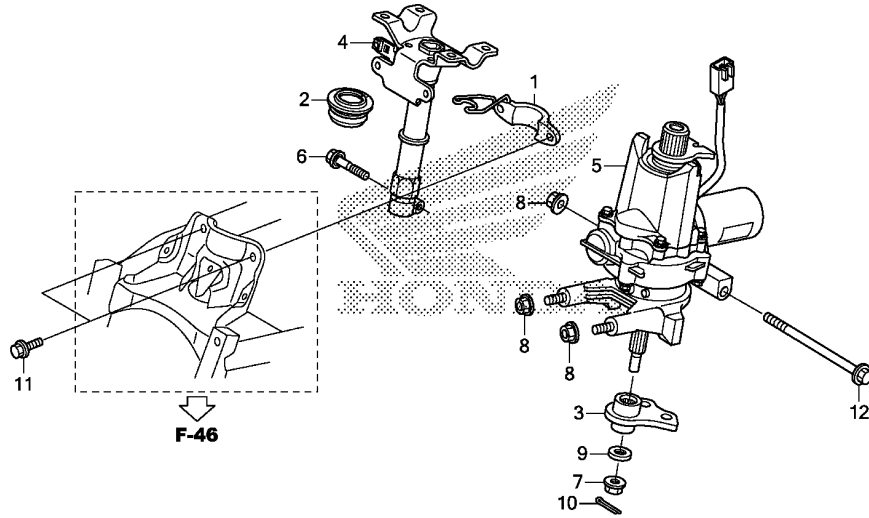
HR63F0900

Ref. No.	L.O.N.	(Relative ref. Number) Description	F.R.T.
2	5101B3	BUSH, STEERING	1.8
3	5101B4	ARM, STEERING	1.1
4	510100	STEM OR SHAFT ASSY., STEERING	1.8
5	510118	HOLDER, STEERING SHAFT	2.0
9	5101B8	BEARING, STEERING SHAFT	2.4
10	5101C6	DUST SEAL, STEERING SHAFT	
		:UPPER	2.1
11	5101B9	DUST SEAL, STEERING SHAFT	
		:LOWER	2.1
	5101D0	DUST SEAL, STEERING SHAFT	
		:BOTH	2.2

Ref. No.	Part No.	Description	Reqd. QTY									Serial No.	Parts catalogue code
			FA5			TRX500			FA7				
			F	G	H	F	G	H	G	H			
1	53220-HR3-A20	HOLDER COMP., STEERING SHAFT	1	1	1	-	-	-	-	-			
2	53221-HP1-003	BUSH, STEERING	1	1	1	-	-	-	-	-			
3	53230-HR4-A20	ARM COMP., STEERING	1	1	1	-	-	-	-	-			
4	53310-HR3-A20	SHAFT COMP., STEERING	1	1	1	-	-	-	-	-			
5	53400-HR3-A20	HOLDER ASSY., STEERING SHAFT (LOWER)	1	1	1	-	-	-	-	-			
6	90213-S73-003	NUT, SELF-LOCK, 14MM	1	1	1	-	-	-	-	-			
7	90305-HC0-770	NUT, SELF-LOCK, 10MM	3	3	3	-	-	-	-	-			
8	90417-HA0-000	WASHER, THRUST, 15MM	1	1	1	-	-	-	-	-			
9	91004-GGK-003	BEARING, RADIAL BALL, 6004 ..	1	1	1	-	-	-	-	-			
10	91205-950-003	OIL SEAL, 25X42X7(ARAI)	1	1	1	-	-	-	-	-			
11	91255-KV3-701	DUST SEAL, 30X44X5	1	1	1	-	-	-	-	-			
12	94201-30250	PIN, SPLIT, 3.0X25	1	1	1	-	-	-	-	-			
13	94520-42000	CIRCLIP, INTERNAL, 42MM	1	1	1	-	-	-	-	-			
14	95701-08016-07	BOLT, FLANGE, 8X16	2	2	2	-	-	-	-	-			
15	95801-10160-00	BOLT, FLANGE, 10X160	1	1	1	-	-	-	-	-			

F-9-10

STEERING SHAFT(EPS)



HR63F0910

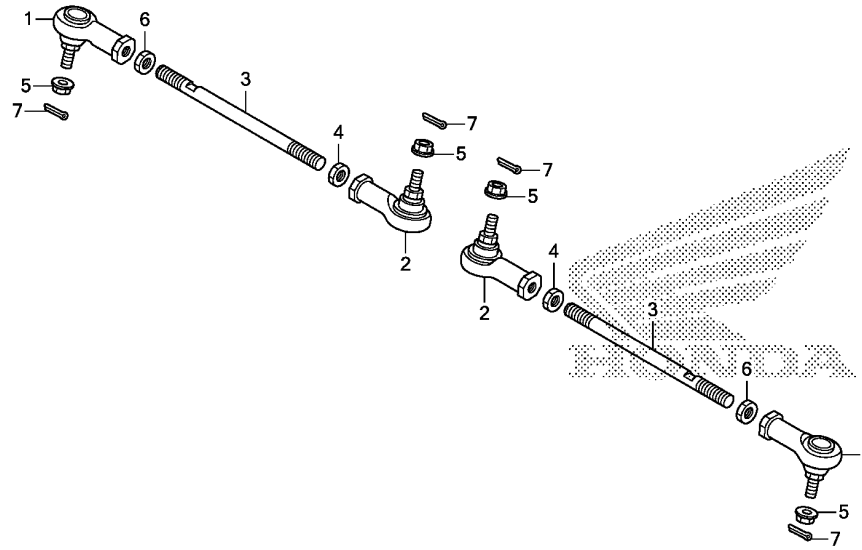
Ref. No.	L.O.N.	(Relative ref. Number) Description	F.R.T.
2	5101F7	BUSH, STEERING(A)	1.2
3	5101K0	ARM, STEERING(A)	1.2
4	5101F1	STEM OR SHAFT ASSY., STEERING (A)	1.2
5	5101E5	EPS UNIT ASSEMBLY	2.5

3

Ref. No.	Part No.	Description	Reqd. QTY									Serial No.	Parts catalogue code
			FA5			TRX500			FA7				
			F	G	H	F	G	H	G	H			
1	53220-HR3-A20	HOLDER COMP., STEERING SHAFT	-	-	-	1	1	1	1	1			
2	53221-HP1-003	BUSH, STEERING	-	-	-	1	1	1	1	1			
3	53230-HR4-A50	ARM COMP., STEERING	-	-	-	1	1	1	1	1			
4	53310-HR3-A70	SHAFT COMP., STEERING	-	-	-	1	1	1	1	1			
5	53600-HR3-A71	EPS UNIT	-	-	-	1	1	1	1	1			
6	90103-HP7-A30	BOLT, FLANGE, 10X39	-	-	-	1	1	1	1	1			
7	90213-S73-003	NUT, SELF-LOCK, 14MM	-	-	-	1	1	1	1	1			
8	90305-HC0-770	NUT, SELF-LOCK, 10MM	-	-	-	3	3	3	3	3			
9	90417-HA0-000	WASHER, THRUST, 15MM	-	-	-	1	1	1	1	1			
10	94201-30250	PIN, SPLIT, 3.0X25	-	-	-	1	1	1	1	1			
11	95701-08016-07	BOLT, FLANGE, 8X16	-	-	-	2	2	2	2	2			
12	95801-10160-00	BOLT, FLANGE, 10X160	-	-	-	1	1	1	1	1			

F-10

TIE ROD

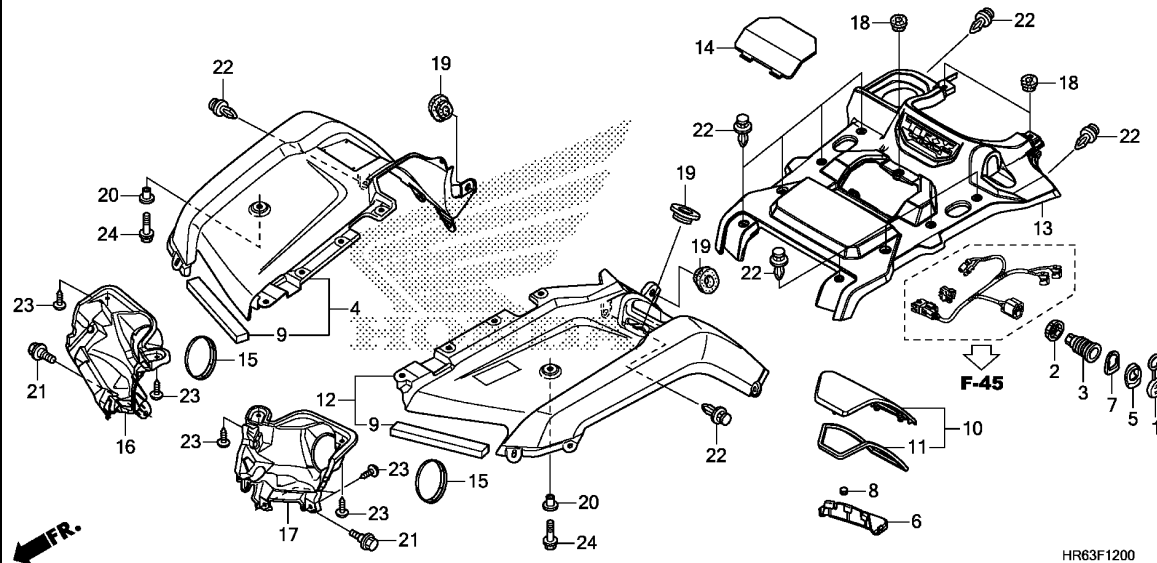


Ref. No.	L.O.N.	(Relative ref. Number) Description	F.R.T.
1	5101C0	END, OUTER TIE ROD :LEFT	1.1
	5101C1	END, OUTER TIE ROD :RIGHT	1.1
	5101C2	END, OUTER TIE ROD :BOTH	1.6
2	5101A3	END, INNER TIE ROD :LEFT	1.1
	5101A4	END, INNER TIE ROD :RIGHT	1.1
	5101A5	END, INNER TIE ROD :BOTH	1.6
3	5101A6	ROD, TIE :LEFT	1.2
	5101A7	ROD, TIE :RIGHT	1.2
	5101A8	ROD, TIE :BOTH	1.8

Ref. No.	Part No.	Description	Reqd. QTY									Serial No.	Parts catalogue code
			F	FA5		TRX500			FA6		FA7		
				G	H	F	G	H	G	H			
1	53157-HP5-003	END COMP., R. TIE ROD (RIGHT HAND THREAD)	2	2	2	2	2	2	2	2			
2	53158-HP5-003	END COMP., L. TIE ROD (LEFT HAND THREAD)	2	2	2	2	2	2	2	2			
3	53521-HR4-A20	ROD, TIE	2	2	2	2	2	2	2	2			
4	53526-679-000	NUT, TIE ROD LOCK (LEFT HAND THREAD)	2	2	2	2	2	2	2	2			
5	90305-HC4-000	NUT, SELF-LOCK, 12MM	4	4	4	4	4	4	4	4			
6	94031-12280	NUT, HEX., 12MM	2	2	2	2	2	2	2	2			
7	94201-20220	PIN, SPLIT, 2.0X22	4	4	4	4	4	4	4	4			

F-12

FRONT FENDER



Ref. No.	L.O.N.	(Relative ref. Number) Description	F.R.T.
3	8121A0	SOCKET, ACCESSORY	0.2
4	4131B9	FENDER, FRONT :RIGHT	0.9
12	4131B8	FENDER, FRONT :LEFT	0.9
	4131R7	FENDER, FRONT :BOTH	0.9
13	413122	COVER, FRONT CENTER	0.9
16	4131D4	COVER, HEADLIGHT :RIGHT	0.3
17	4131D3	COVER, HEADLIGHT :LEFT	0.3
	4131M9	COVER, HEADLIGHT :BOTH	0.6

3

Ref. No.	Part No.	Description	Reqd. QTY										Serial No.	Parts catalogue code
			TRX500											
			FA5		FA6		FA7		FA7					
F	G	H	F	G	H	G	H	G	H					
1	31652-HP0-A01	CAP	1	1	1	1	1	1	1	1	1			
2	31653-HP0-A01	NUT	1	1	1	1	1	1	1	1	1			
3	31655-HP0-A01	SOCKET COMP., ACCESSORY	1	1	1	1	1	1	1	1	1			
4	61100-HR4-J20ZA	FENDER, R. FR.												
		R232.....PATRIOT RED	1	1	-	1	1	-	-	-	-	-----	ED	
	61100-HR4-A20ZA	*R232*.....PATRIOT RED	1	1	-	1	1	-	-	-	-	-----	U	
	61100-HR4-J20ZC	*G152*.....ADVENTURE GREEN	1	1	-	-	-	-	-	-	-	-----	ED	
	61100-HR4-A20ZC	*G152*.....ADVENTURE GREEN	1	1	-	-	-	-	-	-	-	-----	U	
	61100-HR4-T20ZA	*R232*.....PATRIOT RED	-	-	1	-	-	1	-	-	-	-----	ED	
	61100-HR4-T20ZB	*G152*.....ADVENTURE GREEN	-	-	1	-	-	1	-	-	-	-----	ED	
	61100-HR4-L20ZA	*R232*.....PATRIOT RED	-	-	-	-	-	1	-	-	-	-----	U	
	61100-HR4-L20ZC	*G152*.....ADVENTURE GREEN	-	-	-	-	-	1	-	-	-	-----	U	
	61100-HR4-A20ZD	*NH196*.....ROSS WHITE	-	-	-	-	-	-	1	-	-	-----		
	61100-HR4-L20ZE	*NH196*.....ROSS WHITE	-	-	-	-	-	-	-	1	-	-----		
	61100-HR4-L20ZF	*NHA79MR*.....CHAOS BLACK METALLIC-R	-	-	-	-	-	-	-	-	1	-----		
5	61103-HN5-670ZB	SPACER, ACCESSORY SOCKET OUTSIDE												
		NH1.....BLACK	1	1	1	1	1	1	1	1	1			
6	61103-HR0-F00ZA	PLUG, GLOVE BOX												
		NH1.....BLACK	1	1	1	1	1	1	1	1	1			
7	61104-HN5-670ZA	SPACER, ACCESSORY SOCKET INSIDE												
		NH1.....BLACK	1	1	1	1	1	1	1	1	1			
8	61105-KA8-000	PLUG, FR. FENDER	1	1	1	1	1	1	1	1	1			
9	61107-HR4-A20	SEAL, FR. FENDER	2	2	2	2	2	2	2	2	2			
10	61110-HR4-A20ZA	LID ASSY., GLOVE BOX												
		R232.....PATRIOT RED	1	1	-	1	1	-	-	-	-	-----		

F-12

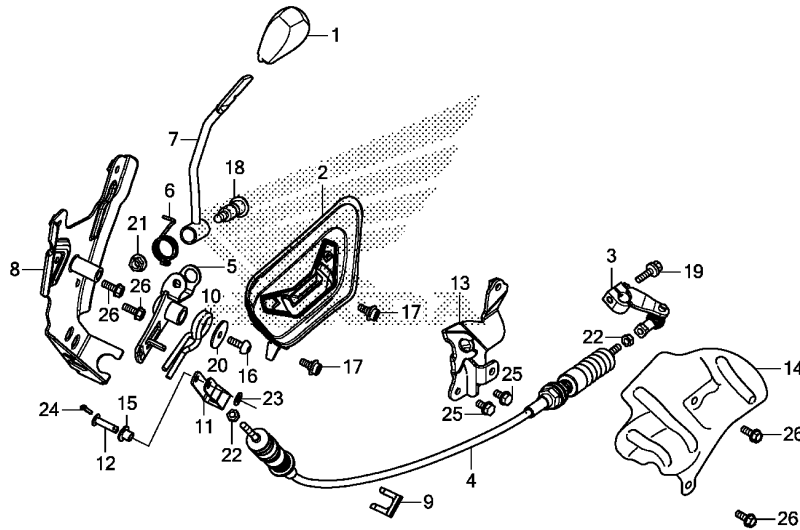
FRONT FENDER

Ref. No.	Part No.	Description	Reqd. QTY								Serial No.	Parts catalogue code
			TRX500									
			FA5		FA6		FA7					
F	G	H	F	G	H	G	H					
10)	61110-HR4-A20ZC	LID ASSY., GLOVE BOX										
		G152.....ADVENTURE GREEN	1	1	-	-	-	-	-	-	-	
	61110-HR4-L20ZB	*R232*.....PATRIOT RED	-	-	1	-	-	1	-	-	-	
	61110-HR4-L20ZF	*G152*.....ADVENTURE GREEN	-	-	1	-	-	1	-	-	-	
	61110-HR4-A20ZF	*NH196*.....ROSS WHITE	-	-	-	-	-	-	1	-	-	
	61110-HR4-L20ZC	*NH196*.....ROSS WHITE	-	-	-	-	-	-	-	1	-	
	61110-HR4-L20ZE	*NHA79MR* CHAOS BLACK METALLIC-R	-	-	-	-	-	-	-	-	1	
11	61122-HR4-A20	SEAL, GLOVE BOX	1	1	1	1	1	1	1	1	1	
12	61200-HR4-J20ZA	FENDER, L. FR.										
		R232.....PATRIOT RED	1	1	-	1	1	-	-	-	-	ED
	61200-HR4-A20ZA	*R232*.....PATRIOT RED	1	1	-	1	1	-	-	-	-	U
	61200-HR4-J20ZC	*G152*.....ADVENTURE GREEN	1	1	-	-	-	-	-	-	-	ED
	61200-HR4-A20ZC	*G152*.....ADVENTURE GREEN	1	1	-	-	-	-	-	-	-	U
	61200-HR4-T20ZA	*R232*.....PATRIOT RED	-	-	1	-	-	1	-	-	-	ED
	61200-HR4-T20ZB	*G152*.....ADVENTURE GREEN	-	-	1	-	-	1	-	-	-	ED
	61200-HR4-L20ZA	*R232*.....PATRIOT RED	-	-	-	-	-	1	-	-	-	U
	61200-HR4-L20ZC	*G152*.....ADVENTURE GREEN	-	-	-	-	-	1	-	-	-	U
	61200-HR4-A20ZD	*NH196*.....ROSS WHITE	-	-	-	-	-	-	1	-	-	
	61200-HR4-L20ZE	*NH196*.....ROSS WHITE	-	-	-	-	-	-	-	1	-	
	61200-HR4-L20ZF	*NHA79MR* CHAOS BLACK METALLIC-R	-	-	-	-	-	-	-	-	1	
13	61305-HR6-G60ZB	COVER SET, FR. CENTER(WL)										
		TYPE1.....	1	1	1	-	-	-	-	-	-	
	61305-HR6-G70ZC	*TYPE1*.....	-	-	-	1	1	1	-	-	-	
	61305-HR6-N80ZC	*TYPE1*.....	-	-	-	-	-	-	1	1	-	
14	61310-HR3-A20ZA	LID, RADIATOR CAP										
		NH1.....BLACK	1	1	1	1	1	1	1	1	1	
15	64365-040-000ZH	CAP, FR. COVER										
		NH1.....BLACK	2	2	2	2	2	2	2	2	2	
16	66301-HR3-A20	COVER, R. HEADLIGHT	1	1	1	1	1	1	1	1	1	
17	66302-HR3-A20	COVER, L. HEADLIGHT	1	1	1	1	1	1	1	1	1	
18	83501-MG7-000	GROMMET, SIDE COVER	3	3	3	3	3	3	3	3	3	
19	83551-MA6-000	GROMMET, SIDE COVER	3	3	3	3	3	3	3	3	3	
20	84706-GB0-900	COLLAR, NUMBER BRACKET SETTING	2	2	2	2	2	2	2	2	2	
21	90111-162-000	BOLT, FLANGE, 6MM	2	2	2	2	2	2	2	2	2	
22	90653-HC4-900	CLIP, MUDGUARD	12	12	12	12	12	12	12	12	12	
23	93903-25220	SCREW, TAPPING, 5X12	8	8	8	8	8	8	8	8	8	
24	95701-06016-08	BOLT, FLANGE, 6X16	2	2	2	2	2	2	2	2	2	



F-13

SELECT LEVER



HR63F1300

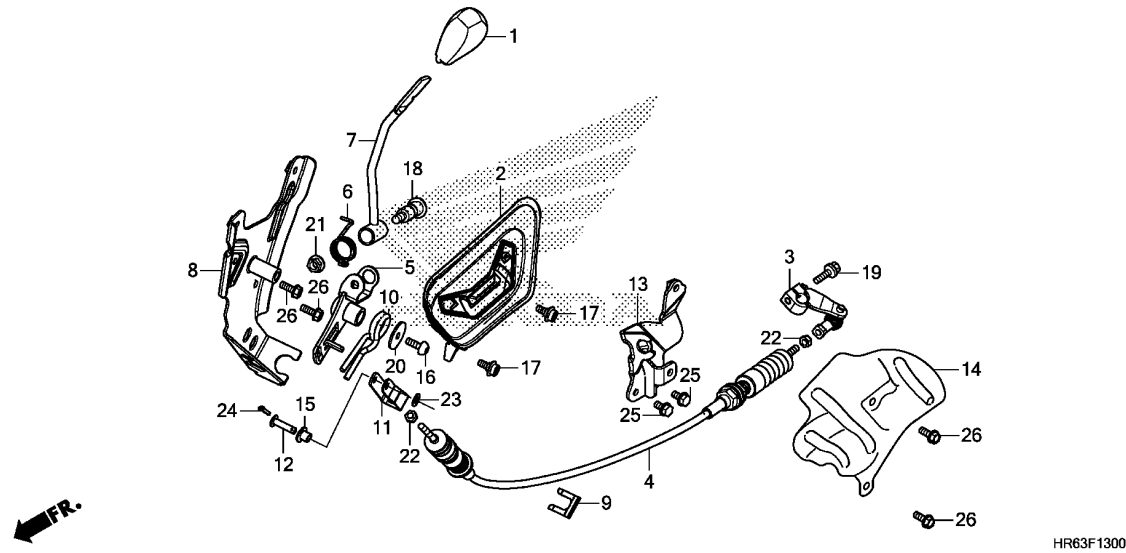
Ref. No.	L.O.N.	(Relative ref. Number) Description	F.R.T.
1	8101K5	GRIP, DRIVE SELECT LEVER	0.1
2	8101G0	GATE, SHIFT	0.3
3	8101E6	ARM A, SHIFT CHANGE	0.5
4	8101E8	WIRE, SHIFT CONTROL	0.7
7	810175	LEVER, SELECT	0.7
8	8101G1	HOLDER, SHIFT LEVER	0.6
10	8101E9	(5) SPRING, SELECT LEVER	0.6
14	2101K4	COVER, GEARSHIFT	0.3

3

Ref. No.	Part No.	Description	Reqd. QTY									Serial No.	Parts catalogue code
			FA5			TRX500			FA7				
			F	G	H	F	G	H	G	H			
1	54050-HL1-A00ZA	GRIP, DRIVE SELECT LEVER *NH1*.....BLACK	1	1	1	1	1	1	1	1			
2	54050-HR6-A60	GATE, MODE SELECT	1	1	1	1	1	1	1	1			
3	54313-HR6-A60	ARM COMP., SHIFT CHANGE	1	1	1	1	1	1	1	1			
4	54315-HR6-A60	WIRE, CONTROL	1	1	1	1	1	1	1	1			
5	54320-HR6-A60	PLATE COMP., SHIFT CHANGE	1	1	1	1	1	1	1	1			
6	54324-HN7-000	SPRING, SELECT LEVER	1	1	1	1	1	1	1	1			
7	54325-HR6-A60	LEVER COMP., MODE SELECT	1	1	1	1	1	1	1	1			
8	54330-HR6-A60	HOLDER COMP., SHIFT LEVER	1	1	1	1	1	1	1	1			
9	54332-HR6-A60	CLAMP, SHIFT CABLE	1	1	1	1	1	1	1	1			
10	54335-HR6-A60	SPRING, SHIFT RETURN	1	1	1	1	1	1	1	1			
11	54336-HR6-A60	PLATE, SLIDE	1	1	1	1	1	1	1	1			
12	54337-HN7-000	SHAFT, SLIDE	1	1	1	1	1	1	1	1			
13	54341-HR6-A60	STAY, SHIFT CABLE HOLDER	1	1	1	1	1	1	1	1			
14	54369-HR6-A60	COVER, SHIFT	1	1	1	1	1	1	1	1			
15	64209-MN5-000	COLLAR, FAIRING SETTING	1	1	1	1	1	1	1	1			
16	90105-HN8-000	BOLT, DISK, 6X17	1	1	1	1	1	1	1	1			
17	90111-162-000	BOLT, FLANGE, 6MM	2	2	2	2	2	2	2	2			
18	90115-MAL-600	BOLT, CHANGE PIVOT	1	1	1	1	1	1	1	1			
19	90118-968-000	BOLT, FLANGE, 6X20	1	1	1	1	1	1	1	1			
20	90136-428-870	WASHER, TANK SETTING	1	1	1	1	1	1	1	1			
21	90309-KF0-003	NUT, FLANGE, 8MM	1	1	1	1	1	1	1	1			
22	94002-06000-0S	NUT, HEX., 6MM	2	2	2	2	2	2	2	2			
23	94101-06800	WASHER, PLAIN, 6MM	1	1	1	1	1	1	1	1			
24	94201-20151	PIN, SPLIT, 2.0	1	1	1	1	1	1	1	1			

F-13

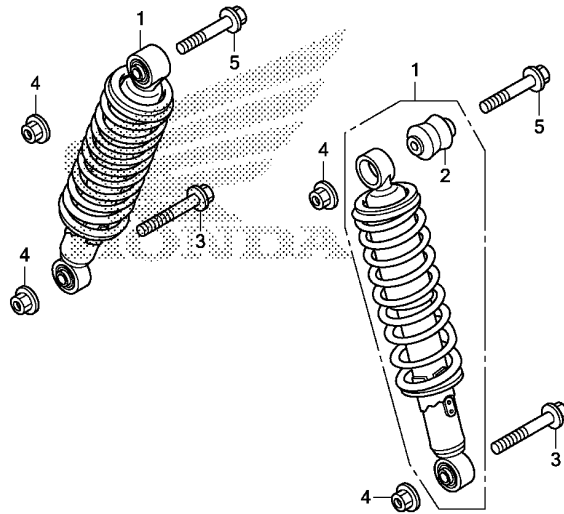
SELECT LEVER



Ref. No.	Part No.	Description	Reqd. QTY										Serial No.	Parts catalogue code	
			FA5			TRX500			FA6			FA7			
			F	G	H	F	G	H	F	G	H	G	H		
25	95701-06012-00	BOLT, FLANGE, 6X12	2	2	2	2	2	2	2	2	2	2	2		
26	95701-06016-00	BOLT, FLANGE, 6X16	4	4	4	4	4	4	4	4	4	4	4		

F-14

FRONT CUSHION



HR63F1400

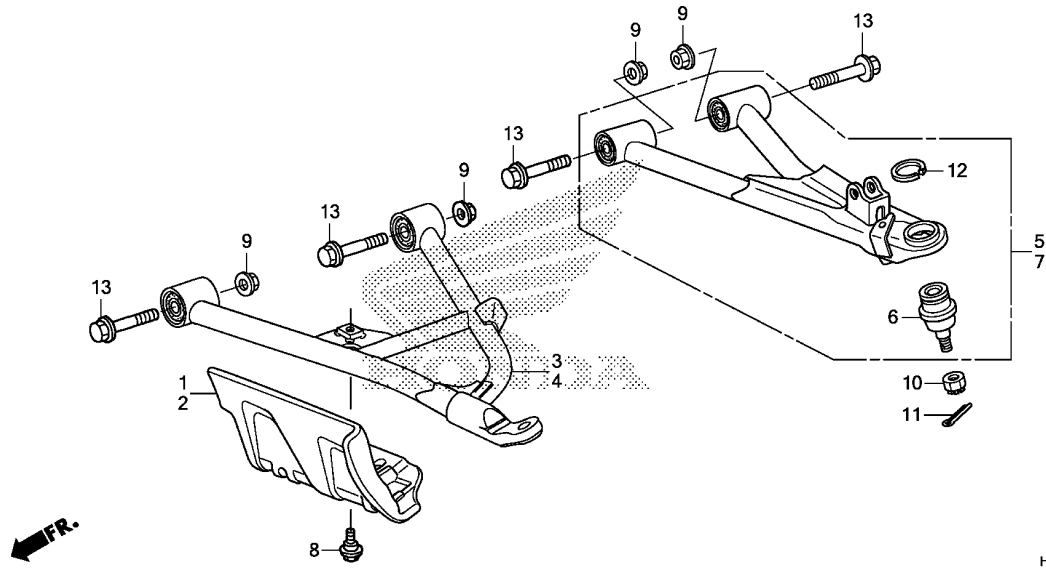
Ref. No.	L.O.N.	(Relative ref. Number) Description	F.R.T.
1	5111G7	CUSHION ASSY., FRONT :LEFT ...	0.3
	5111G8	CUSHION ASSY., FRONT :RIGHT ..	0.3
	5111H7	CUSHION ASSY., FRONT :BOTH ...	0.5

3

Ref. No.	Part No.	Description	Reqd. QTY										Serial No.	Parts catalogue code
			FA5			TRX500			FA6			FA7		
			F	G	H	F	G	H	G	H				
1	51400-HR6-A61ZA	CUSHION ASSY., FR.												
		TYPE1	2	2	2	-	-	-	-	-	-	-	-	
	51400-HR6-A71ZB	*TYPE1*	-	-	-	2	2	2	-	-	-	-	-	
	51400-HR6-A71ZA	*TYPE2*	-	-	-	-	-	-	-	-	2	2	-	
2	52489-HF7-003	BUSH, DAMPER	2	2	2	2	2	2	2	2	2	2	-	
3	90163-SZ3-000	BOLT, FLANGE, 10X45	2	2	2	2	2	2	2	2	2	2	-	
4	90305-HC0-770	NUT, SELF-LOCK, 10MM	4	4	4	4	4	4	4	4	4	4	-	
5	96400-10040-00	BOLT, FLANGE, 10X40	2	2	2	2	2	2	2	2	2	2	-	

F-15

FRONT ARM



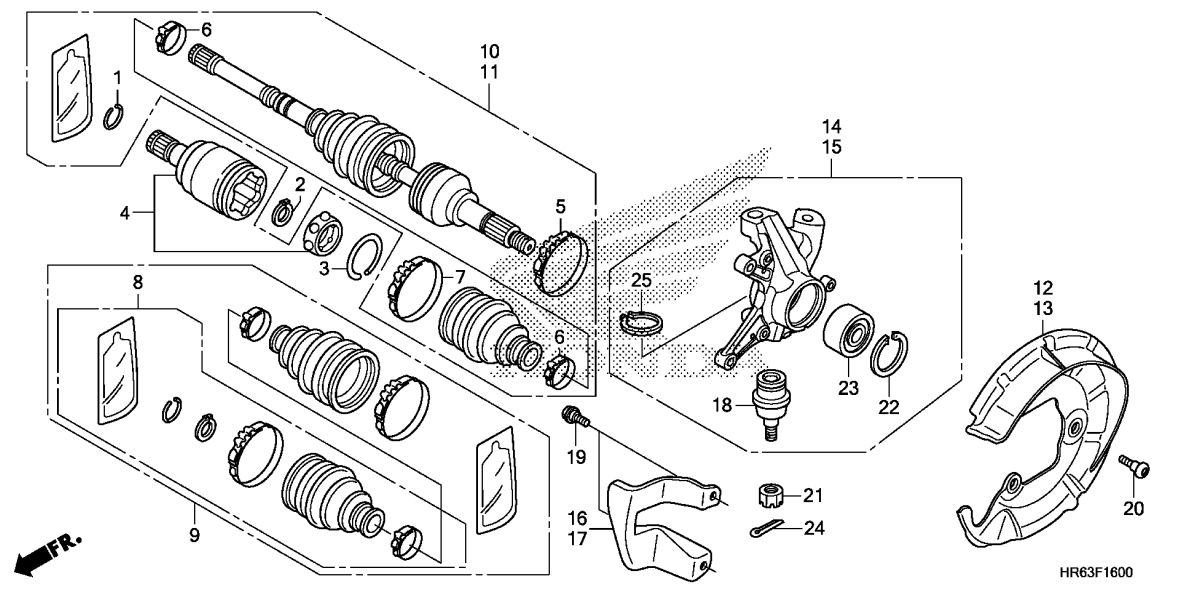
Ref. No.	L.O.N.	(Relative ref. Number) Description	F.R.T.
1	5111A8	GUARD, FRONT LOWER ARM :RIGHT	0.1
2	5111A7	GUARD, FRONT LOWER ARM :LEFT	0.1
	5111J5	GUARD, FRONT LOWER ARM :BOTH	0.1
3	5111B4	ARM, FRONT LOWER :RIGHT	1.2
	5111B4A	.Replace right upper arm add	0.2
4	5111B3	ARM, FRONT LOWER :LEFT	1.2
	5111B3A	.Replace left upper arm add	0.2
	5111B5	ARM, FRONT LOWER :BOTH	2.3
5	5111B1	ARM, FRONT UPPER :RIGHT	1.2
	5111B1A	.Replace right lower arm add	0.2
6	5111B6	JOINT, UPPER ARM BALL :LEFT	1.4
	5111B7	JOINT, UPPER ARM BALL :RIGHT	1.4
	5111B8	JOINT, UPPER ARM BALL :BOTH	2.7
7	5111B0	ARM, FRONT UPPER :LEFT	1.2
	5111B0A	.Replace left lower arm add	0.2
	5111B2	ARM, FRONT UPPER :BOTH	2.3
	5111G9	ARM, FRONT :FOR 1 VEHICLE	2.7

Ref. No.	Part No.	Description	Reqd. QTY									Serial No.	Parts catalogue code
			FA5			TRX500 FA6			FA7				
			F	G	H	F	G	H	G	H			
1	51315-HR0-F00	GUARD, R. FR. INBOARD	1	1	1	1	1	1	1	1			
2	51316-HR0-F00	GUARD, L. FR. INBOARD	1	1	1	1	1	1	1	1			
3	51350-HR6-A60ZB	ARM ASSY., R. FR. LOWER											
		TYPE1	1	1	1	1	1	1	-	-			
		TYPE2	-	-	-	-	-	-	1	1			
4	51360-HR6-A60ZB	ARM ASSY., L. FR. LOWER											
		TYPE1	1	1	1	1	1	1	-	-			
		TYPE2	-	-	-	-	-	-	1	1			
5	51370-HR6-A60ZB	ARM ASSY., R. FR. UPPER											
		TYPE1	1	1	1	1	1	1	-	-			
		TYPE2	-	-	-	-	-	-	1	1			
6	51375-HP5-601	JOINT A, ARM BALL	2	2	2	2	2	2	2	2			
7	51380-HR6-A60ZB	ARM ASSY., L. FR. UPPER											
		TYPE1	1	1	1	1	1	1	-	-			
		TYPE2	-	-	-	-	-	-	1	1			
8	90111-KT1-780	BOLT, FLANGE, 6MM	2	2	2	2	2	2	2	2			
9	90305-HC0-770	NUT, SELF-LOCK, 10MM	8	8	8	8	8	8	8	8			
10	90310-HB9-000	NUT, CASTLE, 12MM	2	2	2	2	2	2	2	2			
11	94201-30180	PIN, SPLIT, 3.0X18	2	2	2	2	2	2	2	2			
12	94514-34000	CIRCLIP, EXTERNAL, 34MM	2	2	2	2	2	2	2	2			
13	95801-10065-00	BOLT, FLANGE, 10X65	8	8	8	8	8	8	8	8			



F-16

FRONT KNUCKLE/FRONT DRIVE SHAFT(F/G)



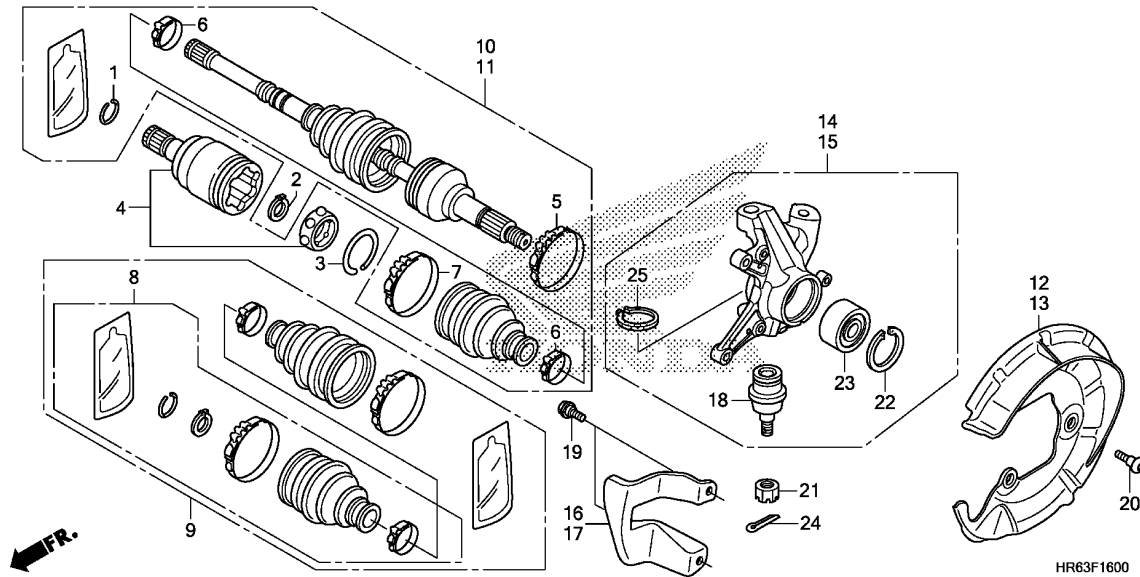
Ref. No.	L.O.N.	(Relative ref. Number) Description	F.R.T.
4	2131E1	JOINT, FRONT INBOARD :LEFT ...	1.0
	2131E2	JOINT, FRONT INBOARD :RIGHT ..	1.0
	2131E3	JOINT, FRONT INBOARD :BOTH ...	1.9
8	2131D5	BOOT, FRONT INBOARD :LEFT	1.0
	2131D6	BOOT, FRONT INBOARD :RIGHT	1.0
	2131D7	BOOT, FRONT INBOARD :BOTH	1.9
9	2131K3	BOOT SET, FRONT DRIVESHAFT :LEFT	1.1
	2131K4	BOOT SET, FRONT DRIVESHAFT :RIGHT	1.1
	2131K5	BOOT SET, FRONT DRIVESHAFT :BOTH	2.1
10	2131D9	DRIVESHAFT SET, FRONT :RIGHT ..	1.0
11	2131D8	DRIVESHAFT SET, FRONT :LEFT ..	1.0
	2131E0	DRIVESHAFT SET, FRONT :BOTH ..	1.9
12	4131A5	COVER, FRONT DISC :RIGHT	0.4
13	4131A4	COVER, FRONT DISC :LEFT	0.4
	4131A6	COVER, FRONT DISC :BOTH	0.7
14	5111A2	KNUCKLE :RIGHT	0.9
15	5111A1	KNUCKLE :LEFT	0.9
	5111A3	KNUCKLE :BOTH	1.7
16	5111K6	GUARD, FRONT OUTBOARD :RIGHT ..	0.1
17	5111K5	GUARD, FRONT OUTBOARD :LEFT ..	0.1
18	5111H0	JOINT, LOWER ARM BALL :LEFT ..	1.0
+	5111H1	JOINT, LOWER ARM BALL :RIGHT ..	1.0

3

Ref. No.	Part No.	Description	Reqd. QTY									Serial No.	Parts catalogue code
			TRX500										
			FA5			FA6			FA7				
F	G	H	F	G	H	G	H						
1	42206-HA7-671	RING, SNAP	2	2	-	2	2	-	2	-			
2	42209-HC5-003	CIRCLIP	2	2	-	2	2	-	2	-			
3	44207-HN8-A41	RING, SNAP	2	2	-	2	2	-	2	-			
4	44220-HR3-A21	JOINT COMP., INBOARD	2	2	-	2	2	-	2	-			
5	44225-HR3-A21	BAND, OUTBOARD BOOT(NTN)	2	2	-	2	2	-	2	-			
6	44226-HR3-A21	BAND, SHAFT BOOT(NTN)	4	4	-	4	4	-	4	-			
7	44228-HR3-A21	BAND, INBOARD BOOT(NTN)	2	2	-	2	2	-	2	-			
8	44230-HR3-A22	BOOT SET, INBOARD	2	2	-	2	2	-	2	-			
9	44240-HR3-A22	BOOT SET	2	2	-	2	2	-	2	-			
10	44250-HR4-A22	SHAFT SET, R. FR. DRIVE	1	1	-	1	1	-	1	-			
11	44350-HR4-A22	SHAFT SET, L. FR. DRIVE	1	1	-	1	1	-	1	-			
12	45255-HR3-A20	GUARD, R. SPLASH	1	1	-	1	1	-	1	-			
13	45256-HR3-A20	GUARD, L. SPLASH	1	1	-	1	1	-	1	-			
14	51200-HR3-A20	KNUCKLE ASSY., R. FR.	1	1	-	1	1	-	1	-			
15	51250-HR3-A20	KNUCKLE ASSY., L. FR.	1	1	-	1	1	-	1	-			
16	51325-HR3-A20	GUARD, R. FR. OUTBOARD	1	1	-	1	1	-	1	-			
17	51326-HR3-A20	GUARD, L. FR. OUTBOARD	1	1	-	1	1	-	1	-			
18	51375-HP5-601	JOINT A, ARM BALL	2	2	-	2	2	-	2	-			
19	90111-187-000	BOLT, FLANGE, 6MM	4	4	-	4	4	-	4	-			
20	90114-HP0-A00	BOLT, SOCKET, 6X15	6	6	-	6	6	-	6	-			
21	90310-HB9-000	NUT, CASTLE, 12MM	2	2	-	2	2	-	2	-			
22	90651-HR3-A20	CIRCLIP, SPECIAL INTERNAL (56MM)	2	2	-	2	2	-	2	-			
23	91051-HR3-A21	BEARING, ANGULAR BALL (27X55X32)	2	2	-	2	2	-	2	-			

F-16

FRONT KNUCKLE/FRONT DRIVE SHAFT(F/G)

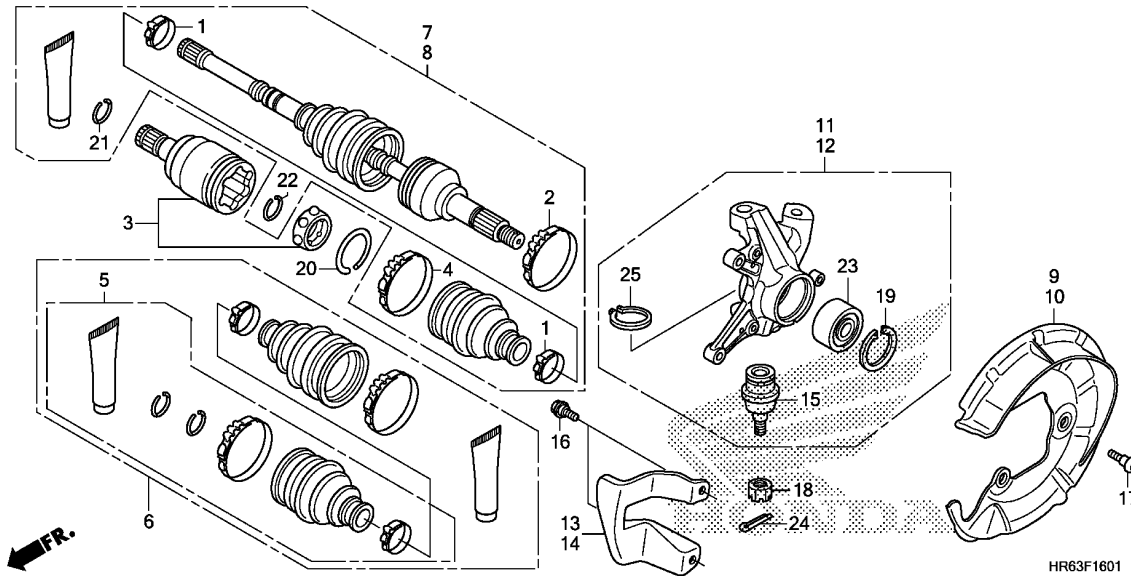


Ref. No.	L.O.N.	(Relative ref. Number) Description	F.R.T.
+18	5111H2	JOINT, LOWER ARM BALL :BOTH ..	1.9
23	5111F7	BEARING, FRONT KNUCKLE :LEFT ..	1.1
	5111F8	BEARING, FRONT KNUCKLE :RIGHT ..	1.1
	5111H8	BEARING, FRONT KNUCKLE :BOTH ..	2.1

Ref. No.	Part No.	Description	Reqd. QTY										Serial No.	Parts catalogue code
			FA5			FA6			FA7					
			F	G	H	F	G	H	G	H				
24	94201-30180	PIN, SPLIT, 3.0X18	2	2	-	2	2	-	2	-				
25	94514-34000	CIRCLIP, EXTERNAL, 34MM	2	2	-	2	2	-	2	-				

F-16-1

FRONT KNUCKLE/FRONT DRIVE SHAFT(H)



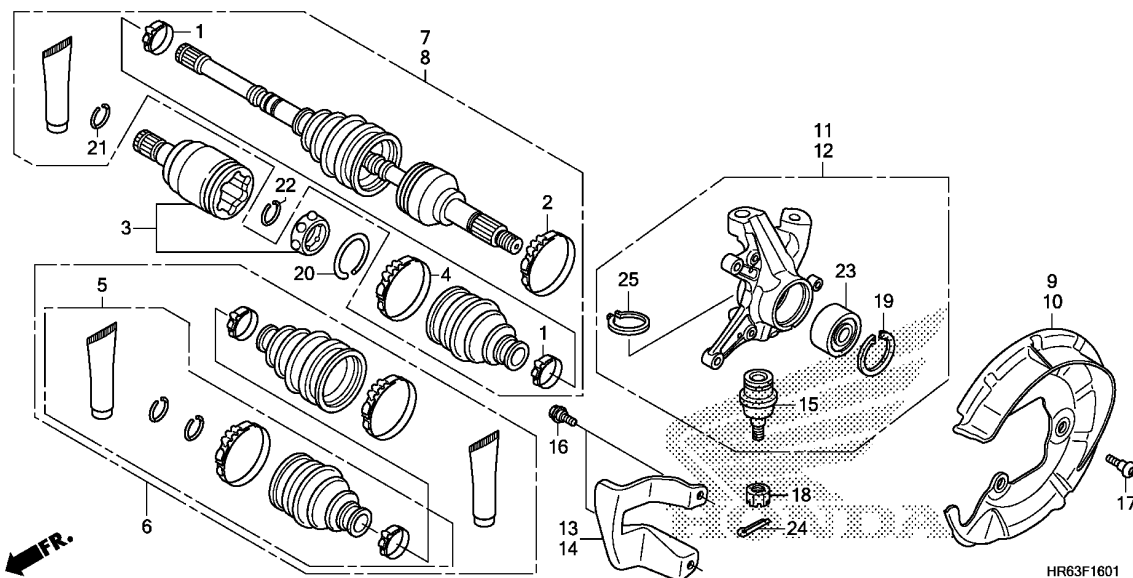
Ref. No.	L.O.N.	(Relative ref. Number) Description	F.R.T.
3	2131E1	JOINT, FRONT INBOARD :LEFT ...	1.0
	2131E2	JOINT, FRONT INBOARD :RIGHT ..	1.0
	2131E3	JOINT, FRONT INBOARD :BOTH ...	1.9
5	2131D5	BOOT, FRONT INBOARD :LEFT	1.0
	2131D6	BOOT, FRONT INBOARD :RIGHT ...	1.0
	2131D7	BOOT, FRONT INBOARD :BOTH	1.9
6	2131K3	BOOT SET, FRONT DRIVESHAFT :LEFT	1.1
	2131K4	BOOT SET, FRONT DRIVESHAFT :RIGHT	1.1
	2131K5	BOOT SET, FRONT DRIVESHAFT :BOTH	2.1
7	2131D9	DRIVESHAFT SET, FRONT :RIGHT ..	1.0
8	2131D8	DRIVESHAFT SET, FRONT :LEFT ..	1.0
	2131E0	DRIVESHAFT SET, FRONT :BOTH ..	1.9
9	4131A5	COVER, FRONT DISC :RIGHT	0.4
10	4131A4	COVER, FRONT DISC :LEFT	0.4
	4131A6	COVER, FRONT DISC :BOTH	0.7
11	5111A2	KNUCKLE :RIGHT	0.9
12	5111A1	KNUCKLE :LEFT	0.9
	5111A3	KNUCKLE :BOTH	1.7
13	5111K6	GUARD, FRONT OUTBOARD :RIGHT ..	0.1
14	5111K5	GUARD, FRONT OUTBOARD :LEFT ..	0.1
15	5111H0	JOINT, LOWER ARM BALL :LEFT ..	1.0
+	5111H1	JOINT, LOWER ARM BALL :RIGHT ..	1.0

3

Ref. No.	Part No.	Description	Reqd. QTY									Serial No.	Parts catalogue code
			FA5			TRX500			FA6				
			F	G	H	F	G	H	F	G	H		
1	44215-HR3-W51	BAND A, OUTBOARD	-	-	4	-	-	4	-	-	4		
2	44216-HR3-W51	BAND B, OUTBOARD	-	-	2	-	-	2	-	-	2		
3	44220-HR3-W51	JOINT COMP., INBOARD	-	-	2	-	-	2	-	-	2		
4	44226-HR3-W51	BAND B, INBOARD	-	-	2	-	-	2	-	-	2		
5	44230-HR3-W51	BOOT SET, INBOARD	-	-	2	-	-	2	-	-	2		
6	44240-HR3-W51	BOOT SET	-	-	2	-	-	2	-	-	2		
7	44250-HR6-661	SHAFT SET, R. FR. DRIVE	-	-	1	-	-	1	-	-	1		
8	44350-HR6-661	SHAFT SET, L. FR. DRIVE	-	-	1	-	-	1	-	-	1		
9	45255-HR3-A20	GUARD, R. SPLASH	-	-	1	-	-	1	-	-	1		
10	45256-HR3-A20	GUARD, L. SPLASH	-	-	1	-	-	1	-	-	1		
11	51200-HR3-A20	KNUCKLE ASSY., R. FR.	-	-	1	-	-	1	-	-	1		
12	51250-HR3-A20	KNUCKLE ASSY., L. FR.	-	-	1	-	-	1	-	-	1		
13	51325-HR3-A20	GUARD, R. FR. OUTBOARD	-	-	1	-	-	1	-	-	1		
14	51326-HR3-A20	GUARD, L. FR. OUTBOARD	-	-	1	-	-	1	-	-	1		
15	51375-HP5-601	JOINT A, ARM BALL	-	-	2	-	-	2	-	-	2		
16	90111-187-000	BOLT, FLANGE, 6MM	-	-	4	-	-	4	-	-	4		
17	90114-HP0-A00	BOLT, SOCKET, 6X15	-	-	6	-	-	6	-	-	6		
18	90310-HB9-000	NUT, CASTLE, 12MM	-	-	2	-	-	2	-	-	2		
19	90651-HR3-A20	CIRCLIP, SPECIAL INTERNAL (56MM)	-	-	2	-	-	2	-	-	2		
20	90651-HR3-W51	RING A, INBOARD SNAP	-	-	2	-	-	2	-	-	2		
21	90652-HR3-W51	RING B, INBOARD SNAP	-	-	2	-	-	2	-	-	2		
22	90653-HR3-W51	RING, OUTBOARD SNAP	-	-	2	-	-	2	-	-	2		
23	91051-HR3-A21	BEARING, ANGULAR BALL (27X55X32)	-	-	2	-	-	2	-	-	2		

F-16-1

FRONT KNUCKLE/FRONT DRIVE SHAFT(H)



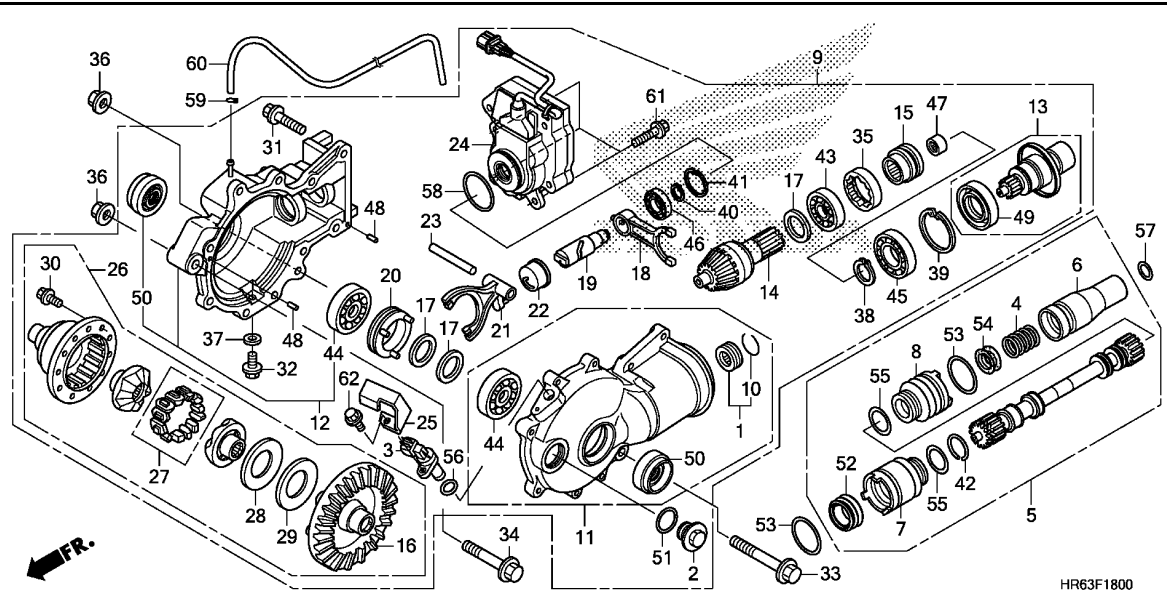
Ref. No.	L.O.N.	(Relative ref. Number) Description	F.R.T.
+15	5111H2	JOINT, LOWER ARM BALL :BOTH ..	1.9
23	5111F7	BEARING, FRONT KNUCKLE :LEFT .	1.1
	5111F8	BEARING, FRONT KNUCKLE :RIGHT .	1.1
	5111H8	BEARING, FRONT KNUCKLE :BOTH .	2.1

Ref. No.	Part No.	Description	Reqd. QTY									Serial No.	Parts catalogue code
			FA5			FA6			FA7				
			F	G	H	F	G	H	G	H			
24	94201-30180	PIN, SPLIT, 3.0X18	-	-	2	-	-	2	-	2			
25	94514-34000	CIRCLIP, EXTERNAL, 34MM	-	-	2	-	-	2	-	2			



F-18

FRONT FINAL GEAR



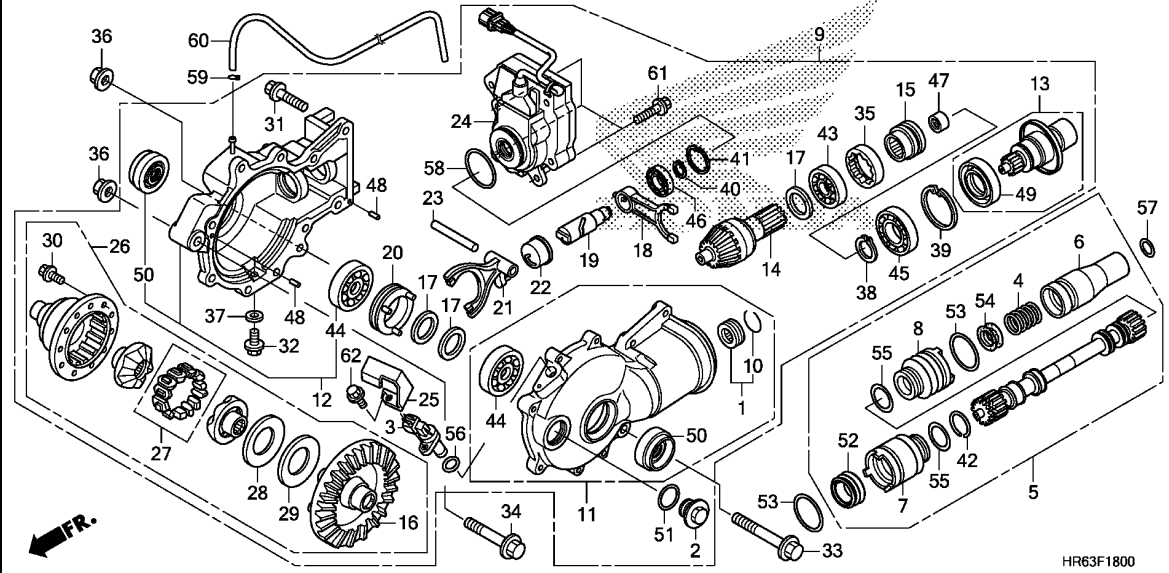
Ref. No.	L.O.N.	(Relative ref. Number) Description	F.R.T.
1	2131G5	BEARING, FRONT PINION GEAR :FRONT (56)	3.3
3	617196	SENSOR, WHEEL SPEED :FRONT ...	0.2
5	213155	SHAFT, PROPELLER :FRONT (4)	0.8
6	2131A7	JOINT, PROPELLER SHAFT (7)	0.9
8	2131A8	BOOT, FRONT PROPELLER SHAFT .. .NOTE: Same time for two units	0.8
9	2131B2	GEAR ASSY., FINAL DRIVEN :FRONT	2.0
11	2131B5	CASE SET, FINAL GEAR :FRONT ..	3.8
12	2131B8	COVER SET, FINAL GEAR :FRONT ..	2.9
13	2131N0	JOINT, FINAL CLUTCH (47)	2.2
14	2131C8	GEAR, PINION :FRONT (45)	2.9
15	2131N1	SLEEVE, FINAL CLUTCH	2.7
16	2131D0	GEAR, RING :FRONT	3.1
17	2131C3	SHIM, PINION GEAR :FRONT	2.7
	2131C6	SHIM, DIFFERENTIAL CASENOTE: Same time for two units (19,46)	2.7
18	2121F3	FORK, FINAL CLUTCH	2.7

3

Ref. No.	Part No.	Description	Reqd. QTY										Serial No.	Parts catalogue code
			FA5			TRX500			FA6			FA7		
			F	G	H	F	G	H	G	H	G	H		
1	06910-HR4-A21	BEARING SET, NEEDLE	1	1	1	1	1	1	1	1	1	1		
2	12361-035-000	CAP, TAPPET ADJUSTING HOLE ..	1	1	1	1	1	1	1	1	1	1		
3	37700-HP5-601	SENSOR ASSY., SPEED(TDK-EPC)	1	1	1	1	1	1	1	1	1	1		
4	40215-HM7-000	SPRING, SHAFT	1	1	1	1	1	1	1	1	1	1		
5	40400-HR6-A61	SHAFT ASSY., FR. PROPELLER ..	1	1	1	1	1	1	1	1	1	1		
6	40402-HR3-A20	JOINT, FR. PROPELLER SHAFT ..	1	1	1	1	1	1	1	1	1	1		
7	40410-HR6-A60	BOOT A, PROPELLER	1	1	1	1	1	1	1	1	1	1		
8	40420-HM7-A00	BOOT B, PROPELLER	1	1	1	1	1	1	1	1	1	1		
9	41400-HR6-A61	GEAR ASSY., FR. FINAL	1	1	1	1	1	1	1	1	1	1		
10	41405-HA7-670	RING, STOPPER	1	1	1	1	1	1	1	1	1	1		
11	41411-HR6-A61	CASE SUB ASSY., FR. FINAL GEAR	1	1	1	1	1	1	1	1	1	1		
12	41412-HR4-A21	COVER SUB ASSY., FR. FINAL GEAR	1	1	1	1	1	1	1	1	1	1		
13	41500-HR5-A21	JOINT SUB ASSY., FR. FINAL CLUTCH	1	1	1	1	1	1	1	1	1	1		
14	41521-HR4-A21	GEAR, FR. PINION(13T)	1	1	1	1	1	1	1	1	1	1		
15	41527-HR4-A21	SLEEVE, FR. FINAL CLUTCH	1	1	1	1	1	1	1	1	1	1		
16	41531-HR4-A21	GEAR, FR. RING(42T)	1	1	1	1	1	1	1	1	1	1		
17	41540-HR4-A21	SHIM A, DIFFERENTIAL CASE (0.60)	3	3	3	3	3	3	3	3	3	3		
	41541-HR4-A21	SHIM B, DIFFERENTIAL CASE (0.65)	3	3	3	3	3	3	3	3	3	3		
	41542-HR4-A21	SHIM C, DIFFERENTIAL CASE (0.70)	3	3	3	3	3	3	3	3	3	3		
	41543-HR4-A21	SHIM D, DIFFERENTIAL CASE (0.75)	3	3	3	3	3	3	3	3	3	3		

F-18

FRONT FINAL GEAR



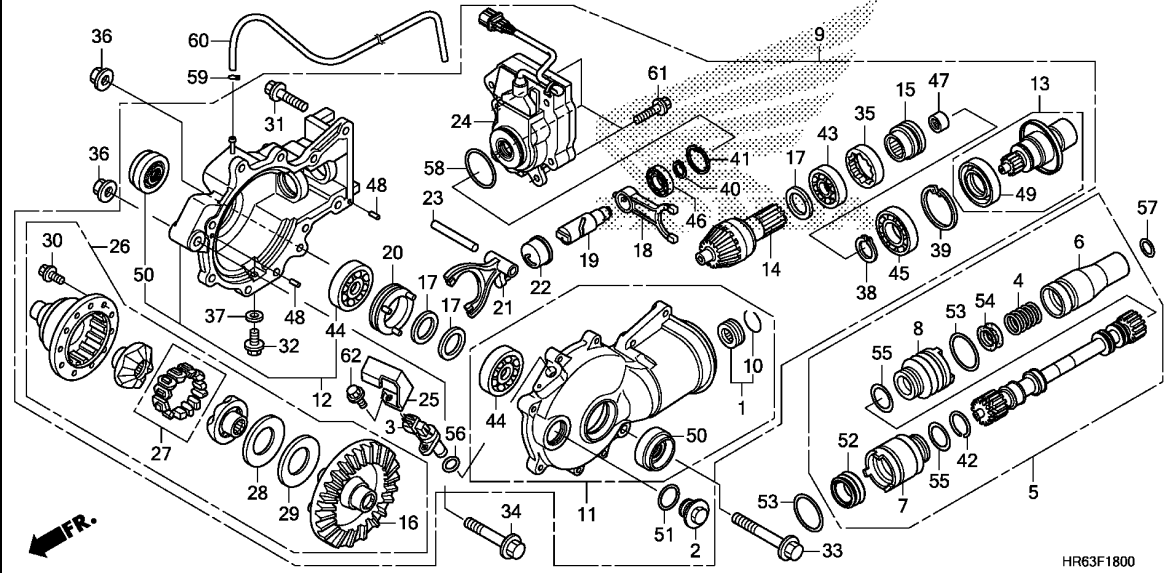
Ref. No.	L.O.N.	(Relative ref. Number) Description	F.R.T.
20	2131S7	SLEEVE, DIFFERENTIAL LOCK	2.7
21	2121P9	FORK, DIFFERENTIAL LOCK (58)	2.7
24	2131S6	ACTUATOR, DIFFERENTIAL LOCK ..	0.5
26	2131E4	DIFFERENTIAL	3.1
27	2131E5	FOLLOWER SET, CAM	3.1
28	2131C7	SHIM, FRONT DIFFERENTIAL	3.1
43	2131G6	BEARING, FRONT PINION GEAR :REAR	2.7
44	2131F0	BEARING, FRONT RING GEAR :LEFT	3.0
	2131F1	BEARING, FRONT RING GEAR :RIGHT	3.0
	2131F3	BEARING, FRONT RING GEAR :BOTH	3.2
50	2131G0	OIL SEAL, FRONT FINAL GEAR :LEFT	1.0
	2131G1	OIL SEAL, FRONT FINAL GEAR :RIGHT	1.0
	2131G2	OIL SEAL, FRONT FINAL GEAR :BOTH	1.9

Ref. No.	Part No.	Description	Reqd. QTY										Serial No.	Parts catalogue code
			FA5			TRX500			FA6			FA7		
			F	G	H	F	G	H	G	H				
17)	41544-HR4-A21	SHIM E, DIFFERENTIAL CASE (0.80)	3	3	3	3	3	3	3	3				
	41545-HR4-A21	SHIM F, DIFFERENTIAL CASE (0.85)	3	3	3	3	3	3	3	3				
	41546-HR4-A21	SHIM G, DIFFERENTIAL CASE (0.90)	3	3	3	3	3	3	3	3				
	41547-HR4-A21	SHIM H, DIFFERENTIAL CASE (0.95)	3	3	3	3	3	3	3	3				
	41548-HR4-A21	SHIM I, DIFFERENTIAL CASE (1.00)	3	3	3	3	3	3	3	3				
	41549-HR4-A21	SHIM J, DIFFERENTIAL CASE (1.05)	3	3	3	3	3	3	3	3				
	41550-HR4-A21	SHIM K, DIFFERENTIAL CASE (1.10)	3	3	3	3	3	3	3	3				
	41551-HR4-A21	SHIM L, DIFFERENTIAL CASE (1.15)	3	3	3	3	3	3	3	3				
	41552-HR4-A21	SHIM M, DIFFERENTIAL CASE (1.20)	3	3	3	3	3	3	3	3				
	41553-HR4-A21	SHIM N, DIFFERENTIAL CASE (1.25)	3	3	3	3	3	3	3	3				
	41554-HR4-A21	SHIM O, DIFFERENTIAL CASE (1.30)	3	3	3	3	3	3	3	3				
	41555-HR4-A21	SHIM P, DIFFERENTIAL CASE (1.35)	3	3	3	3	3	3	3	3				
	41556-HR4-A21	SHIM Q, DIFFERENTIAL CASE (1.40)	3	3	3	3	3	3	3	3				
	41557-HR4-A21	SHIM R, DIFFERENTIAL CASE (1.45)	3	3	3	3	3	3	3	3				
18	41560-HR4-A21	FORK COMP., FR. FINAL CLUTCH	1	1	1	1	1	1	1	1				



F-18

FRONT FINAL GEAR



HR63F1800

Ref. No.	Part No.	Description	Reqd. QTY										Serial No.	Parts catalogue code
			TRX500											
			FA5			FA6			FA7					
F	G	H	F	G	H	G	H	G	H					
19	41565-HR4-A21	SHAFT, SCREW	1	1	1	1	1	1	1	1	1			
20	41627-HR4-A21	SLEEVE, DIFFERENTIAL LOCK ...	1	1	1	1	1	1	1	1	1			
21	41661-HR4-A21	FORK, DIFFERENTIAL LOCK	1	1	1	1	1	1	1	1	1			
22	41665-HR4-A21	CAM, DIFFERENTIAL LOCK	1	1	1	1	1	1	1	1	1			
23	41666-HR4-A21	SHAFT, DIFFERENTIAL LOCK FORK	1	1	1	1	1	1	1	1	1			
24	41700-HR4-A21	ACTUATOR ASSY.	1	1	1	1	1	1	1	1	1			
25	41713-HR3-A60	COVER, FR. SPEED SENSOR	1	1	1	1	1	1	1	1	1			
26	42400-HR4-A21	DIFFERENTIAL ASSY. (42T)	1	1	1	1	1	1	1	1	1			
27	42440-HN5-671	FOLLOWER SET, CAM	1	1	1	1	1	1	1	1	1			
28	42451-HN7-003	SHIM A(1.3)	1	1	1	1	1	1	1	1	1			
	42452-HN7-003	SHIM B(1.4)	1	1	1	1	1	1	1	1	1			
	42453-HN7-003	SHIM C(1.5)	1	1	1	1	1	1	1	1	1			
	42454-HN7-003	SHIM D(1.6)	1	1	1	1	1	1	1	1	1			
	42455-HN7-003	SHIM E(1.7)	1	1	1	1	1	1	1	1	1			
	42456-HN7-003	SHIM F(1.8)	1	1	1	1	1	1	1	1	1			
	42457-HN7-003	SHIM G(1.9)	1	1	1	1	1	1	1	1	1			
29	42461-HN5-671	SPRING, DIFFERENTIAL SIDE												
		CONED	1	1	1	1	1	1	1	1	1			
30	90101-HN8-000	BOLT, 8X17	11	11	11	11	11	11	11	11	11			
31	90102-HR4-A21	BOLT, FLANGE, 8X25	10	10	10	10	10	10	10	10	10			
32	90109-371-000	BOLT, SEALING, 8MM	1	1	1	1	1	1	1	1	1			
33	90130-KPM-000	BOLT, FLANGE, 10X100	1	1	1	1	1	1	1	1	1			
34	90182-MB2-003	BOLT, FLANGE, 10X66	1	1	1	1	1	1	1	1	1			
35	90244-HA0-000	NUT, LOCK, 60MM	1	1	1	1	1	1	1	1	1			
36	90305-HC0-770	NUT, SELF-LOCK, 10MM	2	2	2	2	2	2	2	2	2			

3

F-18

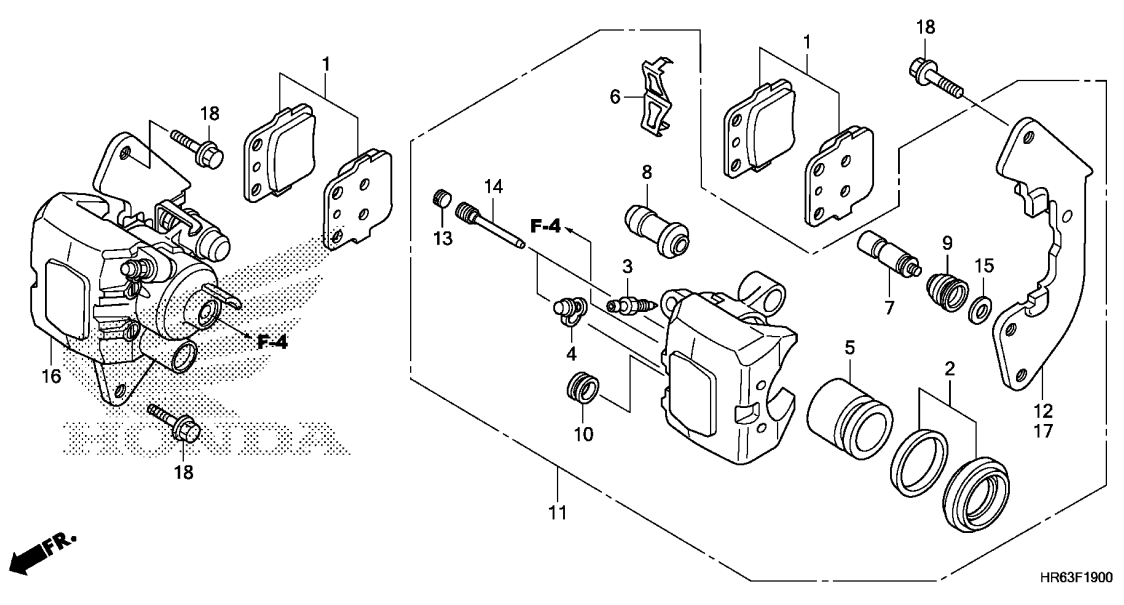
FRONT FINAL GEAR

Ref. No.	Part No.	Description	Reqd. QTY								Serial No.	Parts catalogue code
			TRX500									
			FA5		FA6		FA7					
F	G	H	F	G	H	G	H					
37	90471-580-000	PACKING, 8MM	1	1	1	1	1	1	1	1		
38	90651-HR4-A21	CIRCLIP, EXTERNAL, 45MM	1	1	1	1	1	1	1	1		
39	90652-HR4-A21	CIRCLIP, INTERNAL, 68MM	1	1	1	1	1	1	1	1		
40	90653-HR4-A21	CIRCLIP, EXTERNAL, 17MM	1	1	1	1	1	1	1	1		
41	90654-HR4-A21	CIRCLIP, INTERNAL, 35MM	1	1	1	1	1	1	1	1		
42	91012-KF0-000	CLIP, NEEDLE THRUST BEARING, 12MM	1	1	1	1	1	1	1	1		
43	91051-HR4-A21	BEARING, RADIAL BALL, 32X58X13	1	1	1	1	1	1	1	1		
44	91052-HR4-A21	BEARING, RADIAL BALL, 32X28X13	2	2	2	2	2	2	2	2		
45	91053-HR4-A21	BEARING, RADIAL BALL, 45X68X12	1	1	1	1	1	1	1	1		
46	91054-HR4-A21	BEARING, RADIAL BALL, 17X35X10	1	1	1	1	1	1	1	1		
47	91055-HR4-A21	BEARING, NEEDLE, 12X18X12 ...	1	1	1	1	1	1	1	1		
48	91151-HR4-A21	DOWEL PIN, 5MM	2	2	2	2	2	2	2	2		
49	91251-HR4-A21	SEAL, DUST, 51.5X72X9	1	1	1	1	1	1	1	1		
50	91252-HC5-003	OIL SEAL, 22X48X7(ARAI)	2	2	2	2	2	2	2	2		
51	91302-001-020	O-RING, 30.8MM	1	1	1	1	1	1	1	1		
52	91303-HM7-003	SEAL B, RUBBER	1	1	1	1	1	1	1	1		
53	91302-HM7-A00	BAND, BOOT(D27)	2	2	2	2	2	2	2	2		
54	91302-HN5-671	SEAL, PROPELLER	1	1	1	1	1	1	1	1		
55	91303-HM7-A00	BAND, BOOT(D20)	2	2	2	2	2	2	2	2		
56	91303-KF0-003	O-RING, 14.8X2.4(ARAI)	1	1	1	1	1	1	1	1		
57	91311-MB0-003	O-RING, 18.5X2.4(ARAI)	1	1	1	1	1	1	1	1		
58	91351-HR4-A21	O-RING, 38MM	1	1	1	1	1	1	1	1		
59	95002-35000	CLIP, TUBE(C6.5)	1	1	1	1	1	1	1	1		
60	95005-35660-30	TUBE, 3.5X660(95005-35001-30M)	1	1	1	1	1	1	1	1		
61	95701-06020-08	BOLT, FLANGE, 6X20	3	3	3	3	3	3	3	3		
62	96001-06016-07	BOLT, FLANGE, 6X16	1	1	1	1	1	1	1	1		



F-19

FRONT BRAKE CALIPER



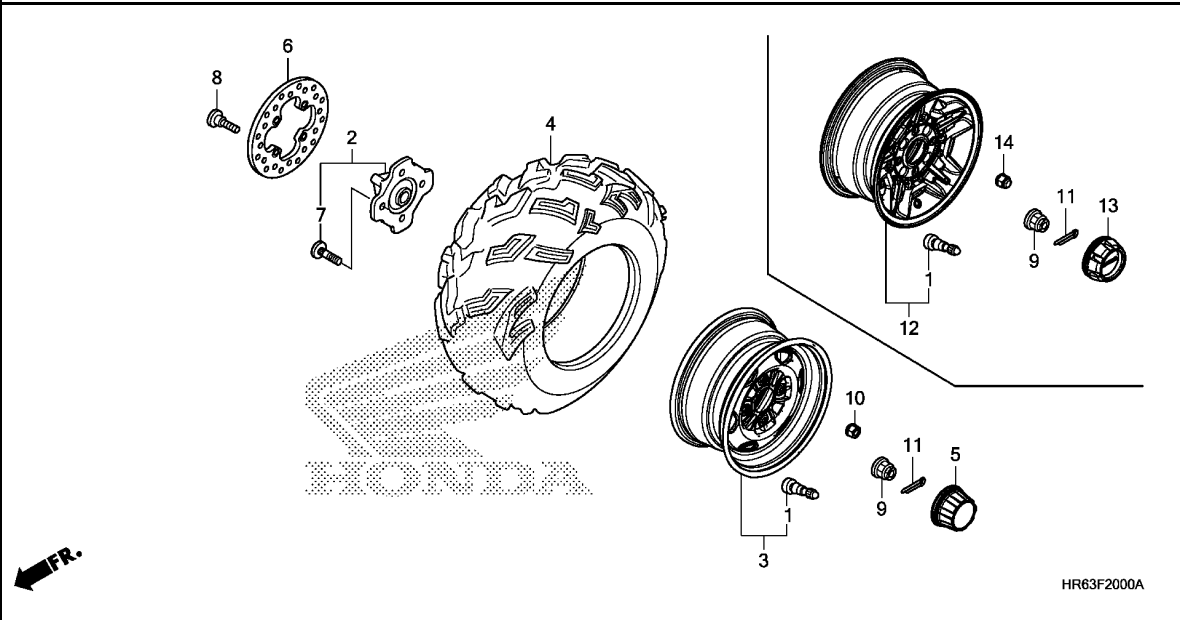
Ref. No.	L.O.N.	(Relative ref. Number) Description	F.R.T.
1	7111A0	SHOE(PAD) SET, BRAKE :LEFT FRONT	0.3
	7111A1	SHOE(PAD) SET, BRAKE :RIGHT FRONT	0.3
	7111A2	SHOE(PAD) SET, BRAKE :BOTH FRONT	0.5
5	7111D2	(2) PISTON, FRONT BRAKE CALIPER :LEFT	0.7
	7111D3	:INCLUDES: Bleed brakes PISTON, FRONT BRAKE CALIPER :RIGHT	0.7
	7111D4	:INCLUDES: Bleed brakes PISTON, FRONT BRAKE CALIPER :BOTH	1.2
11	7111B5	:INCLUDES: Bleed brakes CALIPER, FRONT BRAKE :LEFT	0.6
12	7111B9	:INCLUDES: Bleed brakes BRACKET, FRONT CALIPER :LEFT	0.4
16	7111B6	:INCLUDES: Bleed brakes CALIPER, FRONT BRAKE :RIGHT	0.6
	7111B7	:INCLUDES: Bleed brakes CALIPER, FRONT BRAKE :BOTH	1.0
17	7111C0	:INCLUDES: Bleed brakes BRACKET, FRONT CALIPER :RIGHT	0.4
	7111F0	:INCLUDES: Bleed brakes BRACKET, FRONT CALIPER :BOTH	0.7

Ref. No.	Part No.	Description	Reqd. QTY									Serial No.	Parts catalogue code
			FA5			FA6			FA7				
			F	G	H	F	G	H	G	H			
1	06435-HP7-A01	PAD SET, FR. BRAKE	2	2	2	2	2	2	2	2			
2	06451-HP5-601	SEAL SET, PISTON	2	2	2	2	2	2	2	2			
3	43352-568-003	SCREW, BLEEDER(NISSIN)	2	2	2	2	2	2	2	2			
4	43353-461-771	CAP, BLEEDER	2	2	2	2	2	2	2	2			
5	45107-HP5-601	PISTON, 32MM	2	2	2	2	2	2	2	2			
6	45108-166-006	SPRING, PAD	2	2	2	2	2	2	2	2			
7	45115-GE3-602	PIN, SLIDE	2	2	2	2	2	2	2	2			
8	45132-166-016	BOOT, PIN BUSH(NISSIN)	2	2	2	2	2	2	2	2			
9	45133-166-016	BOOT, PIN	2	2	2	2	2	2	2	2			
10	45134-GE3-601	DUST PLUG	2	2	2	2	2	2	2	2			
11	45150-HP5-601	CALIPER SUB ASSY., L. FR. (NISSIN)	1	1	1	1	1	1	1	1			
12	45190-HP5-601	BRACKET SUB ASSY., L. FR. CALIPER	1	1	1	1	1	1	1	1			
13	45203-MG3-016	PLUG, PIN	4	4	4	4	4	4	4	4			
14	45215-GE2-016	PIN, HANGER	4	4	4	4	4	4	4	4			
15	45218-166-006	WASHER, CONICAL SPRING	2	2	2	2	2	2	2	2			
16	45250-HP5-601	CALIPER SUB ASSY., R. FR. (NISSIN)	1	1	1	1	1	1	1	1			
17	45290-HP5-601	BRACKET SUB ASSY., R. FR. CALIPER	1	1	1	1	1	1	1	1			
18	90115-HA7-670	BOLT, FLANGE, 8X20	4	4	4	4	4	4	4	4			

3

F-20

FRONT WHEEL



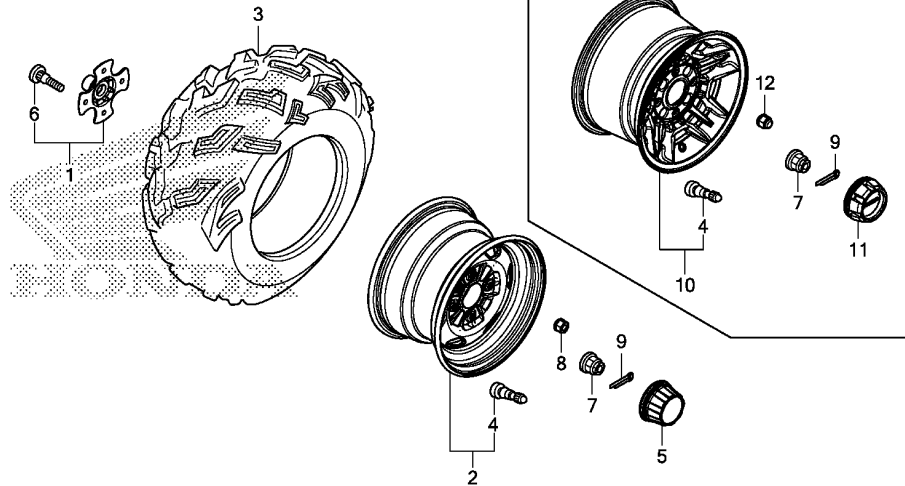
Ref. No.	L.O.N.	(Relative ref. Number) Description	F.R.T.
2	7101F0	HUB, FRONT WHEEL :LEFT	0.5
	7101F1	HUB, FRONT WHEEL :RIGHT	0.5
	7101J3	HUB, FRONT WHEEL :BOTH	0.9
3		(12)	
	7101B9	FRONT WHEEL :ONE	0.8
	7101C0	FRONT WHEEL :TWO	1.5
4	710139	FRONT TIRE(ONE)	0.8
	7101A8	FRONT TIRE(TWO)	1.5
6	7111D7	DISC, FRONT BRAKE :LEFT	0.5
	7111D8	DISC, FRONT BRAKE :RIGHT	0.5
	7111D9	DISC, FRONT BRAKE :BOTH	0.9

Ref. No.	Part No.	Description	Reqd. QTY										Serial No.	Parts catalogue code
			FA5			TRX500			FA6			FA7		
			F	G	H	F	G	H	G	H	G	H		
1	42753-HF1-670	VALVE, RIM(TR412)	2	2	2	2	2	2	2	2	2	2		
2	44615-HR3-A20	HUB SUB ASSY., FR.	2	2	2	2	2	2	2	2	2	2		
3	44650-HR5-A20ZA	WHEEL SUB ASSY., FR. *TYPE2*	2	2	2	2	2	2	2	2	-	-		
4	44711-HR6-A61	TIRE(CST)(25X8-12)	2	2	2	2	2	2	2	2	2	2		
5	44732-HC4-010	CAP, WHEEL CENTER	2	2	2	2	2	2	2	2	-	-		
6	45251-HR6-A61	DISK, FR. BRAKE(LONGZHONG)	2	2	2	2	2	2	2	2	2	2		
7	90103-HN8-300	BOLT, WHEEL, 10X36	8	8	8	8	8	8	8	8	8	8		
8	90105-KR3-000	BOLT, FR. DISK, 8X24	8	8	8	8	8	8	8	8	8	8		
9	90304-HM7-A10	NUT, AXLE, 20MM	2	2	2	2	2	2	2	2	2	2		
10	90314-HM5-A10	NUT, WHEEL	8	8	8	8	8	8	8	8	-	-		
11	94201-40400	PIN, SPLIT, 4.0X40	2	2	2	2	2	2	2	2	2	2		
12	44650-HR6-A60	WHEEL SUB ASSY., FR.	-	-	-	-	-	-	-	-	2	2		
13	44732-HR6-A60	CAP, WHEEL CENTER	-	-	-	-	-	-	-	-	2	2		
14	90301-HR6-A61	NUT, WHEEL(FUSE RASHI)	-	-	-	-	-	-	-	-	8	8		



F-21

REAR WHEEL



FR.

HR63F2100A

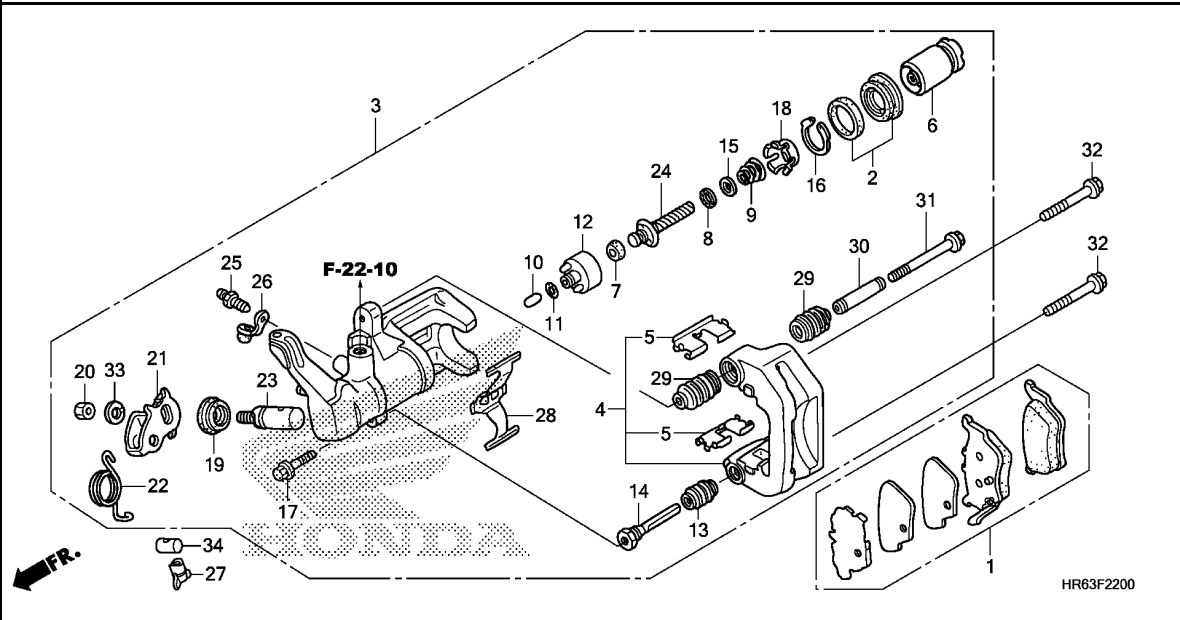
Ref. No.	L.O.N.	(Relative ref. Number) Description	F.R.T.
1	7101B4	HUB, REAR WHEEL :LEFT	0.3
	7101B5	HUB, REAR WHEEL :RIGHT	0.3
	7101G0	HUB, REAR WHEEL :BOTH	0.5
2	(10)	REAR WHEEL :ONE	0.8
	7101C1	REAR WHEEL :ONE	0.8
	7101C2	REAR WHEEL :TWO	1.5
3	7101A2	REAR TIRE(ONE)	0.8
	7101A9	REAR TIRE(TWO)	1.5

3

Ref. No.	Part No.	Description	Reqd. QTY										Serial No.	Parts catalogue code
			FA5			TRX500			FA6			FA7		
			F	G	H	F	G	H	G	H				
1	42610-HP7-A00	HUB COMP., RR. WHEEL	2	2	2	2	2	2	2	2				
2	42650-HR5-A20ZA	WHEEL SUB ASSY., RR. *TYPE2*.....	2	2	2	2	2	2	-	-				
3	42711-HR6-A61	TIRE(CST) (25X10-12)	2	2	2	2	2	2	2	2				
4	42753-HF1-670	VALVE, RIM(TR412)	2	2	2	2	2	2	2	2				
5	44732-HC4-010	CAP, WHEEL CENTER	2	2	2	2	2	2	-	-				
6	90103-HN0-A60	BOLT, WHEEL, 10X32	8	8	8	8	8	8	8	8				
7	90304-HM7-A10	NUT, AXLE, 20MM	2	2	2	2	2	2	2	2				
8	90314-HM5-A10	NUT, WHEEL	8	8	8	8	8	8	-	-				
9	94201-40400	PIN, SPLIT, 4.0X40	2	2	2	2	2	2	2	2				
10	42650-HR6-A60	WHEEL SUB ASSY., RR.	-	-	-	-	-	-	2	2				
11	44732-HR6-A60	CAP, WHEEL CENTER	-	-	-	-	-	-	2	2				
12	90301-HR6-A61	NUT, WHEEL(FUSE RASHI)	-	-	-	-	-	-	8	8				

F-22

REAR BRAKE CALIPER



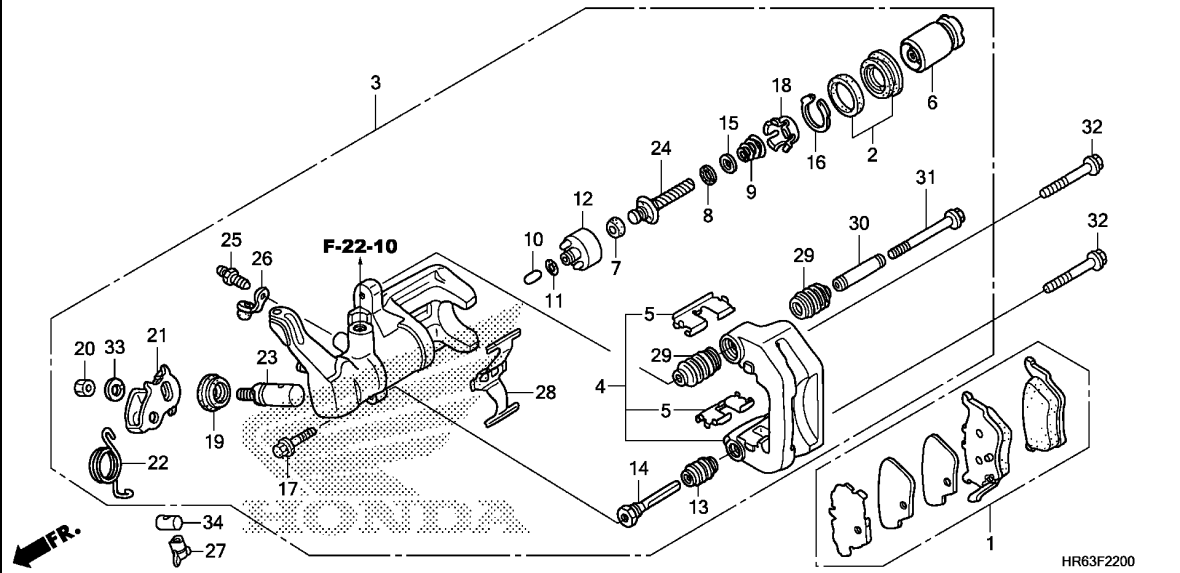
Ref. No.	L.O.N.	(Relative ref. Number) Description	F.R.T.
1	711140	SHOE(PAD) SET, BRAKE :REAR	0.4
3	711155	CALIPER, REAR BRAKEINCLUDES: Bleed brakes	0.7
4	7111C1	BRACKET, REAR CALIPER (2)	0.5
6	7111D5	PISTON, REAR BRAKE CALIPERINCLUDES: Bleed brakes	0.9
12	7111H0	PISTON, REAR BRAKE SLEEVEINCLUDES: Bleed brakes	1.1
21	7111G9	ARM, REAR BRAKE LOCKINCLUDES: Bleed brakes	0.8

Ref. No.	Part No.	Description	Reqd. QTY										Serial No.	Parts catalogue code
			TRX500											
			FA5		FA6		FA7							
F	G	H	F	G	H	G	H							
1	06435-HN8-016	PAD SET, RR.	1	1	1	1	1	1	1	1	1			
2	06451-HN8-006	SEAL SET, PISTON	1	1	1	1	1	1	1	1	1			
3	43150-HN8-006	CALIPER SUB ASSY., RR.	1	1	1	1	1	1	1	1	1			
4	43210-HN8-006	BRACKET, RR.	1	1	1	1	1	1	1	1	1			
5	43211-HN8-006	RETAINER, BRACKET	2	2	2	2	2	2	2	2	2			
6	43215-SH3-931	PISTON ASSY.	1	1	1	1	1	1	1	1	1			
7	43218-T5B-003	CUP	1	1	1	1	1	1	1	1	1			
8	43223-SD2-932	BEARING A	1	1	1	1	1	1	1	1	1			
9	43224-SD2-931	SPRING B, ADJUSTING	1	1	1	1	1	1	1	1	1			
10	43229-SD2-931	ROD	1	1	1	1	1	1	1	1	1			
11	43232-TA0-A01	O-RING(NISSIN)	1	1	1	1	1	1	1	1	1			
12	43233-TR0-A01	PISTON COMP., SLEEVE	1	1	1	1	1	1	1	1	1			
13	43234-S04-003	COVER, DUST	1	1	1	1	1	1	1	1	1			
14	43235-S84-A51	PIN A	1	1	1	1	1	1	1	1	1			
15	43236-S04-003	SPACER	1	1	1	1	1	1	1	1	1			
16	43238-SD2-931	RING, RETAINING	1	1	1	1	1	1	1	1	1			
17	43240-S6M-J51	BOLT, FLANGE, 8X26	1	1	1	1	1	1	1	1	1			
18	43241-SD2-931	GUIDE, SPRING	1	1	1	1	1	1	1	1	1			
19	43242-SD2-933	COVER, SHAFT	1	1	1	1	1	1	1	1	1			
20	43243-HN8-006	NUT, 10MM	1	1	1	1	1	1	1	1	1			
21	43245-HN8-006	LEVER, BRAKE LOCK	1	1	1	1	1	1	1	1	1			
22	43246-HN8-006	SPRING, ARM RETURN	1	1	1	1	1	1	1	1	1			
23	43248-SD2-933	SHAFT B	1	1	1	1	1	1	1	1	1			
24	43249-S04-003	BOLT, ADJUSTER	1	1	1	1	1	1	1	1	1			
25	43352-HC5-971	SCREW, BLEEDER(NISSIN)	1	1	1	1	1	1	1	1	1			



F-22

REAR BRAKE CALIPER

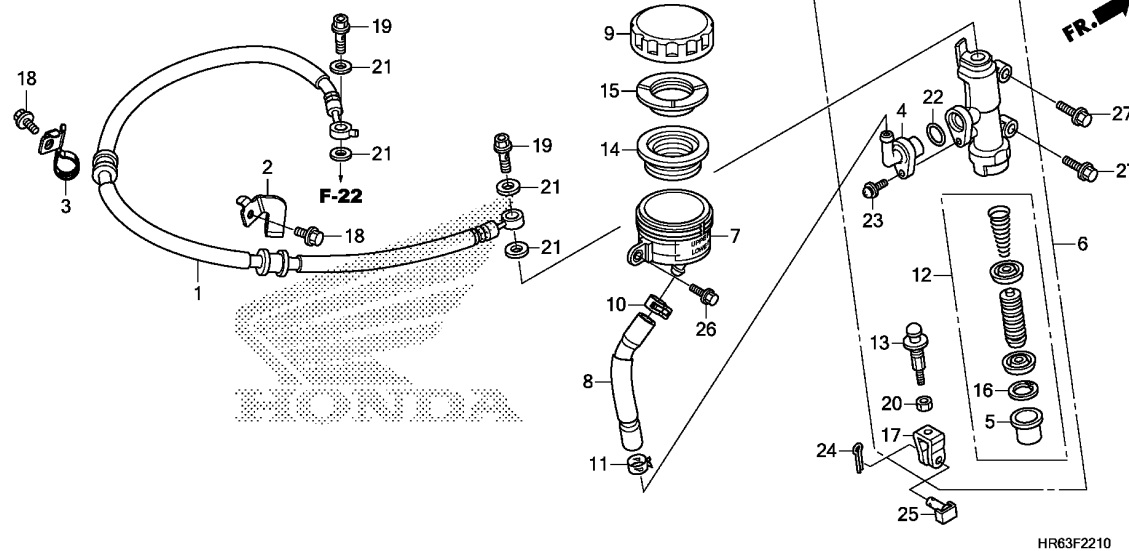


Ref. No.	Part No.	Description	Reqd. QTY									Serial No.	Parts catalogue code
			TRX500										
			FA5			FA6			FA7				
F	G	H	F	G	H	G	H						
26	43353-461-771	CAP, BLEEDER	1	1	1	1	1	1	1	1			
27	43459-HB2-000	NUT, BRAKE ADJUSTING	1	1	1	1	1	1	1	1			
28	45108-HN8-006	SPRING, PAD	1	1	1	1	1	1	1	1			
29	45233-S3Y-003	BOOT, SLEEVE	2	2	2	2	2	2	2	2			
30	45235-S3Y-003	SLEEVE	1	1	1	1	1	1	1	1			
31	45241-S3Y-003	BOLT, FLANGE, 8X74	1	1	1	1	1	1	1	1			
32	90131-MS6-900	BOLT, FLANGE, 8X40	2	2	2	2	2	2	2	2			
33	94111-10800	WASHER, SPRING, 10MM	1	1	1	1	1	1	1	1			
34	95015-32001	JOINT B, BRAKE ARM	1	1	1	1	1	1	1	1			

3

F-22-10

REAR BRAKE MASTER CYLINDER

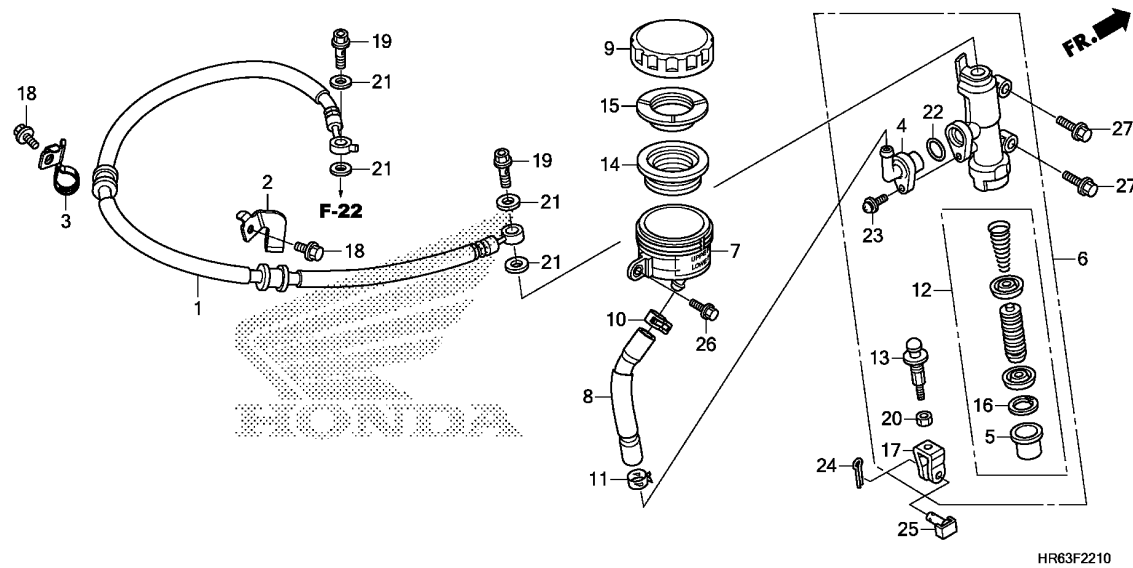


Ref. No.	L.O.N.	(Relative ref. Number) Description	F.R.T.
1	712130	HOSE, REAR BRAKEINCLUDES: Bleed brakes	0.4
6	712125	CYLINDER, REAR BRAKE MASTER .. .INCLUDES: Bleed brakes	0.7
7	7121F6	CUP, REAR MASTER CYLINDER OIL .INCLUDES: Bleed brakes	0.2
8	7121C2	HOSE, REAR MASTER CYLINDER OIL CUPINCLUDES: Bleed brakes	0.2
12	7121H0	PISTON SET, REAR BRAKE MASTER .INCLUDES: Bleed brakes	0.8
14	7121G7	DIAPHRAGM, REAR BRAKE MASTER CYLINDER	0.1

Ref. No.	Part No.	Description	Reqd. QTY										Serial No.	Parts catalogue code		
			FA5			TRX500			FA6			FA7				
			F	G	H	F	G	H	F	G	H	F	G	H		
1	43310-HR6-A61	HOSE COMP., RR. BRAKE	1	1	1	1	1	1	1	1	1	1	1	1		
2	43462-HR6-A60	CLAMP, R. BRAKE HOSE	1	1	1	1	1	1	1	1	1	1	1	1		
3	43464-HR6-A60	CLAMP, L. BRAKE HOSE	1	1	1	1	1	1	1	1	1	1	1	1		
4	43503-MB2-006	CONNECTOR, MASTER CYLINDER ..	1	1	1	1	1	1	1	1	1	1	1	1		
5	43504-MB2-006	BOOT COMP.	1	1	1	1	1	1	1	1	1	1	1	1		
6	43510-HN8-016	CYLINDER SUB ASSY., RR. BRAKE MASTER	1	1	1	1	1	1	1	1	1	1	1	1		
7	43511-MR7-016	CUP COMP., OIL	1	1	1	1	1	1	1	1	1	1	1	1		
8	43512-HR6-A61	HOSE COMP., RR. BRAKE MASTER CYLINDER	1	1	1	1	1	1	1	1	1	1	1	1		
9	43513-MY1-006	CAP, OIL CUP	1	1	1	1	1	1	1	1	1	1	1	1		
10	43514-KS6-701	CLAMP, MASTER CYLINDER OIL HOSE	1	1	1	1	1	1	1	1	1	1	1	1		
11	43514-MN9-006	CLAMP, MASTER CYLINDER OIL HOSE	1	1	1	1	1	1	1	1	1	1	1	1		
12	43520-MG9-315	PISTON SET, MASTER CYLINDER (NISSIN)	1	1	1	1	1	1	1	1	1	1	1	1		
13	43530-MM5-006	ROD COMP., PUSH	1	1	1	1	1	1	1	1	1	1	1	1		
14	45520-300-000	DIAPHRAGM	1	1	1	1	1	1	1	1	1	1	1	1		
15	45521-MJ6-006	PLATE, DIAPHRAGM	1	1	1	1	1	1	1	1	1	1	1	1		
16	46182-MEL-D21	CIRCLIP	1	1	1	1	1	1	1	1	1	1	1	1		
17	46504-HN8-006	JOINT, BRAKE ROD	1	1	1	1	1	1	1	1	1	1	1	1		
18	90103-MCS-G00	BOLT, FLANGE, 6X12	2	2	2	2	2	2	2	2	2	2	2	2		
19	90145-MS9-612	BOLT, OIL, 10X22	2	2	2	2	2	2	2	2	2	2	2	2		
20	90315-MAT-006	NUT, SPECIAL, 8MM	1	1	1	1	1	1	1	1	1	1	1	1		

F-22-10

REAR BRAKE MASTER CYLINDER

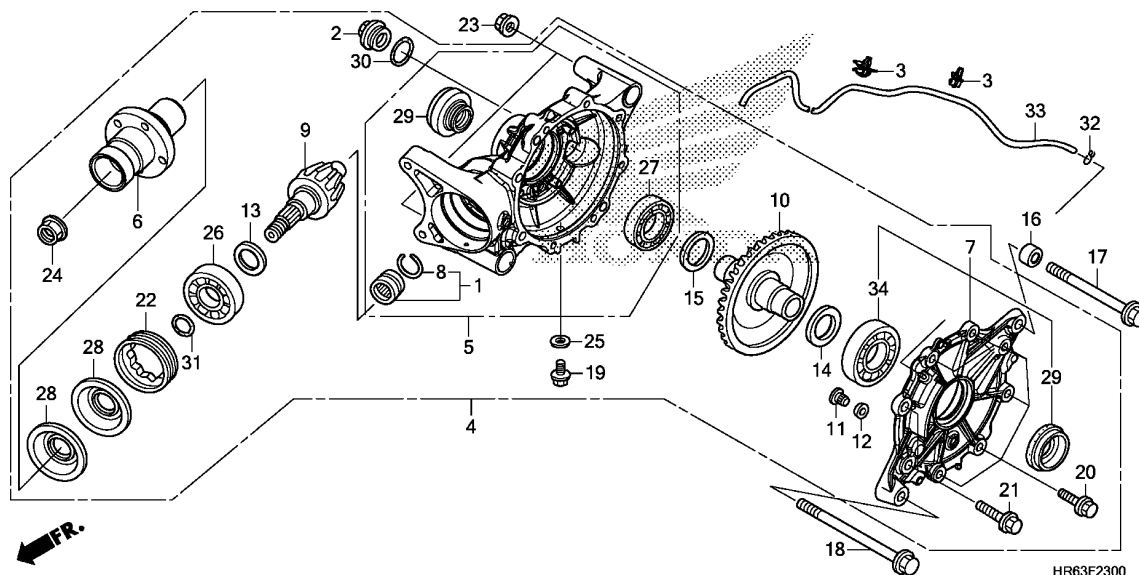


HR63F2210

Ref. No.	Part No.	Description	Reqd. QTY									Serial No.	Parts catalogue code
			TRX500										
			FA5			FA6			FA7				
F	G	H	F	G	H	F	G	H					
21	90545-300-000	WASHER, OIL BOLT	4	4	4	4	4	4	4	4			
22	91212-422-006	O-RING, 14.8X2.4	1	1	1	1	1	1	1	1			
23	93893-04012-17	SCREW-WASHER, 4X12	1	1	1	1	1	1	1	1			
24	94201-20220	PIN, SPLIT, 2.0X22	1	1	1	1	1	1	1	1			
25	95015-54000	PIN D, JOINT	1	1	1	1	1	1	1	1			
26	95701-06012-00	BOLT, FLANGE, 6X12	1	1	1	1	1	1	1	1			
27	95701-06020-00	BOLT, FLANGE, 6X20	2	2	2	2	2	2	2	2			

F-23

REAR FINAL GEAR



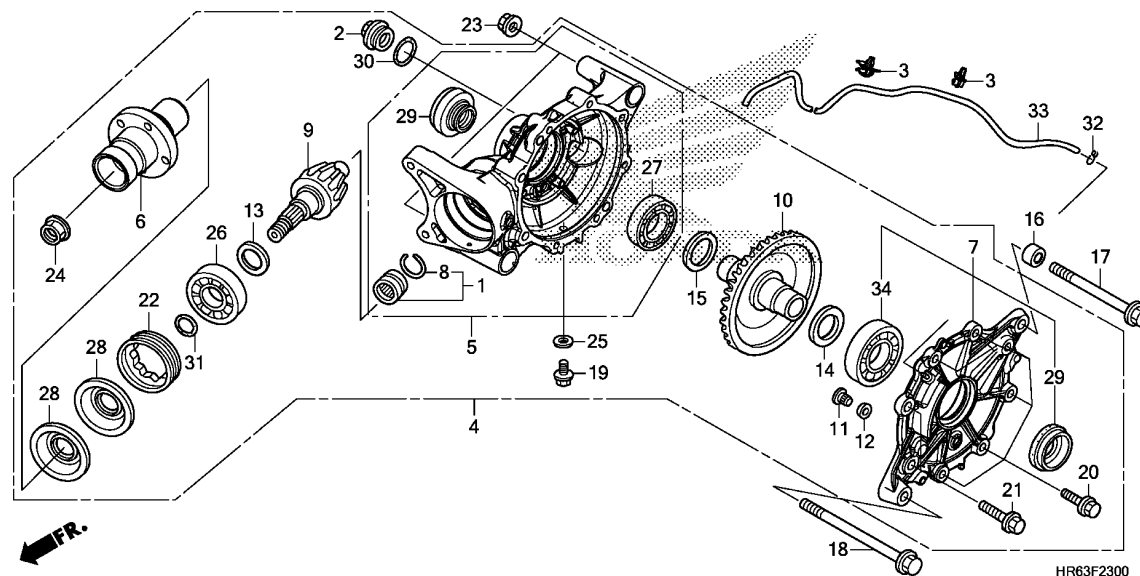
Ref. No.	L.O.N.	(Relative ref. Number) Description	F.R.T.
1	2131G8	BEARING, REAR PINION GEAR :REAR	3.4
4	2131B3	GEAR ASSY., FINAL DRIVEN :REAR	2.0
5	2131B6	CASE SET, FINAL GEAR :REAR ...	4.1
6	2131C1	JOINT, REAR PINION	2.2
7	2131B9	COVER SET, FINAL GEAR :REAR ..	3.1
9	2131C9	GEAR, PINION :REAR	2.8
10	2131D1	GEAR, RING :REAR	3.1
13	2131C4	SHIM, PINION GEAR :REAR	2.8
15	2131C5	SHIM, RING GEAR	3.1
		.NOTE: Same time for two units	
26	2131A1	BEARING, REAR PINION GEAR :FRONT	2.8
27	2131E9	BEARING, REAR RING GEAR :RIGHT	3.3
28	2131G7	OIL SEAL, PINION GEAR :REAR ..	2.3
		.NOTE: Same time for two units	
29	2131F6	OIL SEAL, REAR FINAL GEAR :LEFT	2.1
	2131F7	OIL SEAL, REAR FINAL GEAR :RIGHT	2.1
	2131F8	OIL SEAL, REAR FINAL GEAR :BOTH	2.2
34	2131E8	BEARING, REAR RING GEAR :LEFT	3.3
	2131F2	BEARING, REAR RING GEAR :BOTH	3.4

Ref. No.	Part No.	Description	Reqd. QTY										Serial No.	Parts catalogue code	
			FA5			TRX500			FA6			FA7			
			F	G	H	F	G	H	G	H	F	G	H		
1	06910-HR0-F00	BEARING SET, NEEDLE	1	1	1	1	1	1	1	1	1	1	1		
2	12361-035-000	CAP, TAPPET ADJUSTING HOLE ...	1	1	1	1	1	1	1	1	1	1	1		
3	32171-GJ1-003	CLIP, WIRE HARNESS	2	2	2	2	2	2	2	2	2	2	2		
4	41300-HR6-A60	GEAR ASSY., RR. FINAL	1	1	-	1	1	-	1	-					
	41300-HR6-660	-	1	-	-	-	1	-	1	-	1	-		
5	41311-HR6-A60	CASE SUB ASSY., RR. FINAL GEAR	1	1	1	1	1	1	1	1	1	1	1		
6	41315-HL3-A00	JOINT, RR. PINION	1	1	1	1	1	1	1	1	1	1	1		
7	41331-HR6-A60	COVER SUB ASSY., RR. FINAL GEAR	1	1	1	1	1	1	1	1	1	1	1		
8	41405-HA7-670	RING, STOPPER	1	1	1	1	1	1	1	1	1	1	1		
9	41421-HR6-A60	GEAR, RR. PINION(13T)	1	1	1	1	1	1	1	1	1	1	1		
10	41431-HR6-A60	GEAR, RR. RING(41T)	1	1	1	1	1	1	1	1	1	1	1		
11	41436-MB0-310	PIN, RING GEAR STOPPER	1	1	1	1	1	1	1	1	1	1	1		
12	41437-MB0-310	SHIM A, STOPPER PIN(0.10) ...	N	N	N	N	N	N	N	N	N	N	N		
	41438-MB0-310	SHIM B, STOPPER PIN(0.15) ...	N	N	N	N	N	N	N	N	N	N	N		
13	41450-MG9-000	SHIM A, PINION GEAR(1.32) ...	1	1	1	1	1	1	1	1	1	1	1		
	41451-MG9-000	SHIM B, PINION GEAR(1.38) ...	1	1	1	1	1	1	1	1	1	1	1		
	41452-MG9-000	SHIM C, PINION GEAR(1.44) ...	1	1	1	1	1	1	1	1	1	1	1		
	41453-MG9-000	SHIM D, PINION GEAR(1.50) ...	1	1	1	1	1	1	1	1	1	1	1		
	41454-MG9-000	SHIM E, PINION GEAR(1.56) ...	1	1	1	1	1	1	1	1	1	1	1		
	41455-MG9-000	SHIM F, PINION GEAR(1.62) ...	1	1	1	1	1	1	1	1	1	1	1		
	41456-MG9-000	SHIM G, PINION GEAR(1.68) ...	1	1	1	1	1	1	1	1	1	1	1		
14	41540-HA0-000	SPACER A, RING GEAR(1.82) ...	1	1	1	1	1	1	1	1	1	1	1		
	41541-HA0-000	SPACER B, RING GEAR(1.88) ...	1	1	1	1	1	1	1	1	1	1	1		
	41542-HA0-000	SPACER C, RING GEAR(1.94) ...	1	1	1	1	1	1	1	1	1	1	1		
	41543-HA0-000	SPACER D, RING GEAR(2.00) ...	1	1	1	1	1	1	1	1	1	1	1		
	41544-HA0-000	SPACER E, RING GEAR(2.06) ...	1	1	1	1	1	1	1	1	1	1	1		



F-23

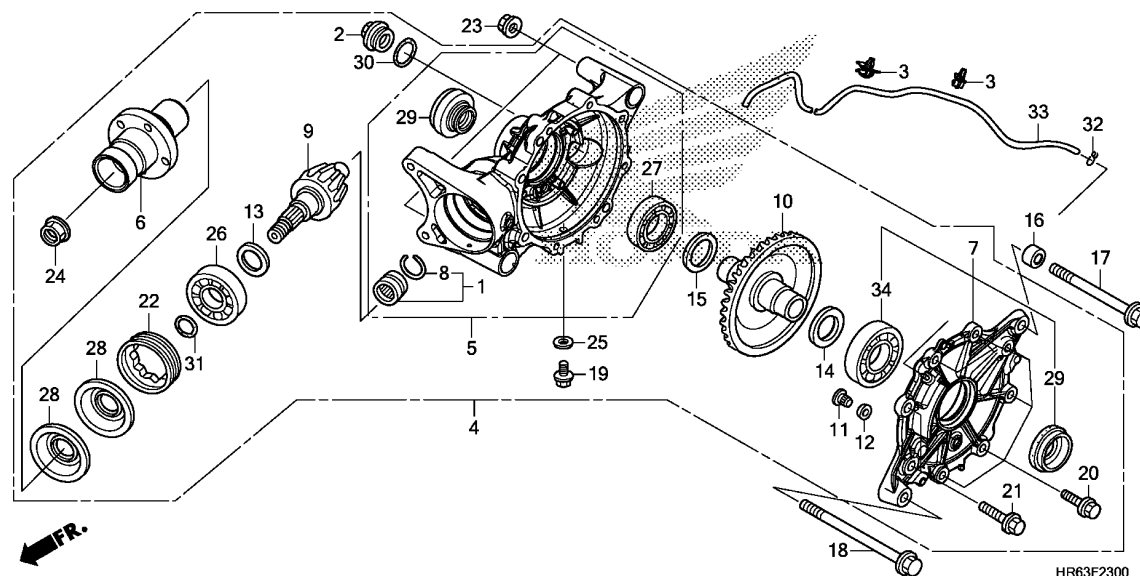
REAR FINAL GEAR



Ref. No.	Part No.	Description	Reqd. QTY									Serial No.	Parts catalogue code
			TRX500			FA6			FA7				
			F	G	H	F	G	H	G	H			
14)	41545-HA0-000	SPACER F, RING GEAR(2.12) ...	1	1	1	1	1	1	1	1			
	41546-HA0-000	SPACER G, RING GEAR(2.18) ...	1	1	1	1	1	1	1	1			
	41547-HA0-000	SPACER H, RING GEAR(2.24) ...	1	1	1	1	1	1	1	1			
	41548-HA0-000	SPACER I, RING GEAR(2.30) ...	1	1	1	1	1	1	1	1			
15	41631-HP5-600	SHIM A, RING GEAR(0.50)	1	1	1	1	1	1	1	1			
	41632-HP5-600	SHIM B, RING GEAR(0.55)	1	1	1	1	1	1	1	1			
	41633-HP5-600	SHIM C, RING GEAR(0.60)	1	1	1	1	1	1	1	1			
	41634-HP5-600	SHIM D, RING GEAR(0.65)	1	1	1	1	1	1	1	1			
	41635-HP5-600	SHIM E, RING GEAR(0.70)	1	1	1	1	1	1	1	1			
	41636-HP5-600	SHIM F, RING GEAR(0.75)	1	1	1	1	1	1	1	1			
	41637-HP5-600	SHIM G, RING GEAR(0.80)	1	1	1	1	1	1	1	1			
	41638-HP5-600	SHIM H, RING GEAR(0.85)	1	1	1	1	1	1	1	1			
	41639-HP5-600	SHIM I, RING GEAR(0.90)	1	1	1	1	1	1	1	1			
	41640-HP5-600	SHIM J, RING GEAR(0.95)	1	1	1	1	1	1	1	1			
	41641-HP5-600	SHIM K, RING GEAR(1.00)	1	1	1	1	1	1	1	1			
	41642-HP5-600	SHIM L, RING GEAR(1.05)	1	1	1	1	1	1	1	1			
	41643-HP5-600	SHIM M, RING GEAR(1.10)	1	1	1	1	1	1	1	1			
	41644-HP5-600	SHIM N, RING GEAR(1.15)	1	1	1	1	1	1	1	1			
	41645-HP5-600	SHIM O, RING GEAR(1.20)	1	1	1	1	1	1	1	1			
	41646-HP5-600	SHIM P, RING GEAR(1.25)	1	1	1	1	1	1	1	1			
	41647-HP5-600	SHIM Q, RING GEAR(1.30)	1	1	1	1	1	1	1	1			
	41648-HP5-600	SHIM R, RING GEAR(1.35)	1	1	1	1	1	1	1	1			
	41649-HP5-600	SHIM S, RING GEAR(1.40)	1	1	1	1	1	1	1	1			
	41650-HP5-600	SHIM T, RING GEAR(1.45)	1	1	1	1	1	1	1	1			
	41651-HP5-600	SHIM U, RING GEAR(1.50)	1	1	1	1	1	1	1	1			
	41652-HP5-600	SHIM V, RING GEAR(1.55)	1	1	1	1	1	1	1	1			
	41653-HP5-600	SHIM W, RING GEAR(1.60)	1	1	1	1	1	1	1	1			
16	50304-KS3-900	COLLAR, FR. ENGINE HANGER ...	1	1	1	1	1	1	1	1			

F-23

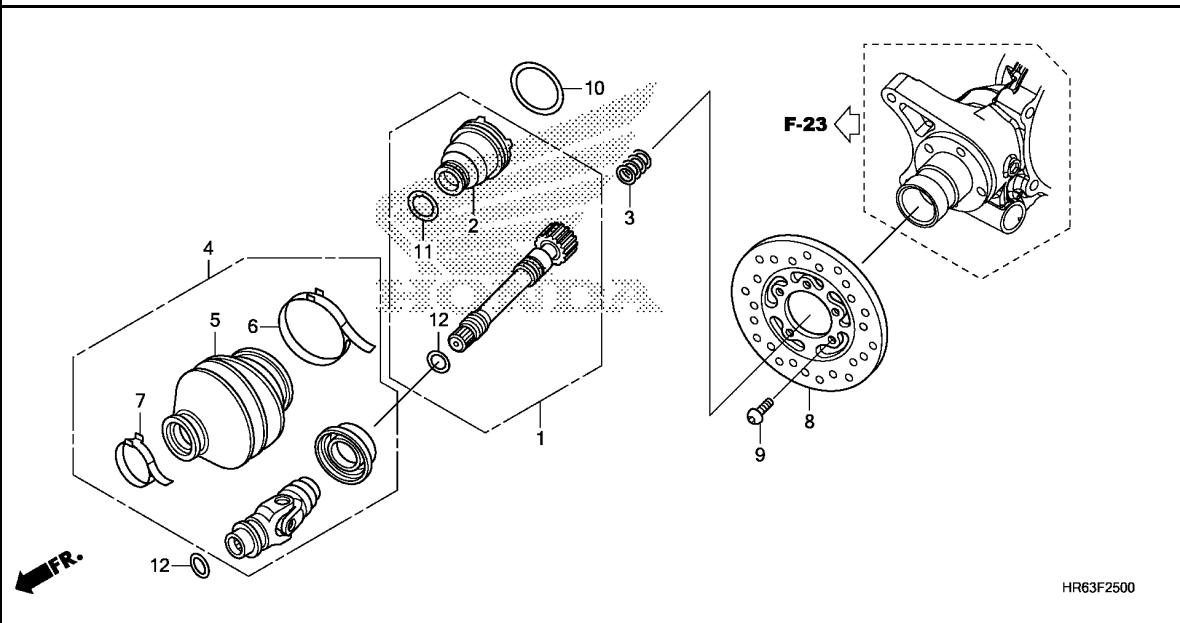
REAR FINAL GEAR



Ref. No.	Part No.	Description	Reqd. QTY									Serial No.	Parts catalogue code
			TRX500										
			FA5			FA6			FA7				
F	G	H	F	G	H	G	H						
17	90101-MFM-000	BOLT, FLANGE, 10X125	1	1	1	1	1	1	1	1			
18	90103-MY1-000	BOLT, FLANGE, 10X153	1	1	1	1	1	1	1	1			
19	90109-371-000	BOLT, SEALING, 8MM	1	1	1	1	1	1	1	1			
20	90133-HP5-600	BOLT, FLANGE, 8X27	6	6	6	6	6	6	6	6			
21	90134-HP5-600	BOLT, FLANGE, 10X35	2	2	2	2	2	2	2	2			
22	90242-HL1-A00	NUT, LOCK, 72MM	1	1	1	1	1	1	1	1			
23	90305-HC0-770	NUT, SELF-LOCK, 10MM	2	2	2	2	2	2	2	2			
24	90381-MT3-000	NUT, HEX., 16MM	1	1	1	1	1	1	1	1			
25	90471-580-000	PACKING, 8MM	1	1	1	1	1	1	1	1			
26	91051-HL3-A01	BEARING, RADIAL BALL, 63/28	1	1	-	1	1	-	1	-			
	91064-HL4-A01	-	-	1	-	-	1	-	1			
27	91062-HA7-672	BEARING, RADIAL BALL, 32X58X13(KOYO)	1	1	1	1	1	1	1	1			
28	91251-HL3-A01	OIL SEAL, 36X75X8	2	2	2	2	2	2	2	2			
29	91251-HR6-A61	OIL SEAL, 30X57X7	2	2	2	2	2	2	2	2			
30	91302-001-020	O-RING, 30.8MM	1	1	1	1	1	1	1	1			
31	91355-759-003	O-RING, 21.8X2.4	1	1	1	1	1	1	1	1			
32	95002-02650	CLIP, TUBE(B6.5)	1	1	1	1	1	1	1	1			
33	95005-35845-30	TUBE, 3.5X845(95005-35001-30M)	1	1	1	1	1	1	1	1			
34	96100-62073-00	BEARING, RADIAL BALL, 6207 ..	1	1	1	1	1	1	1	1			

F-25

PROPELLER SHAFT



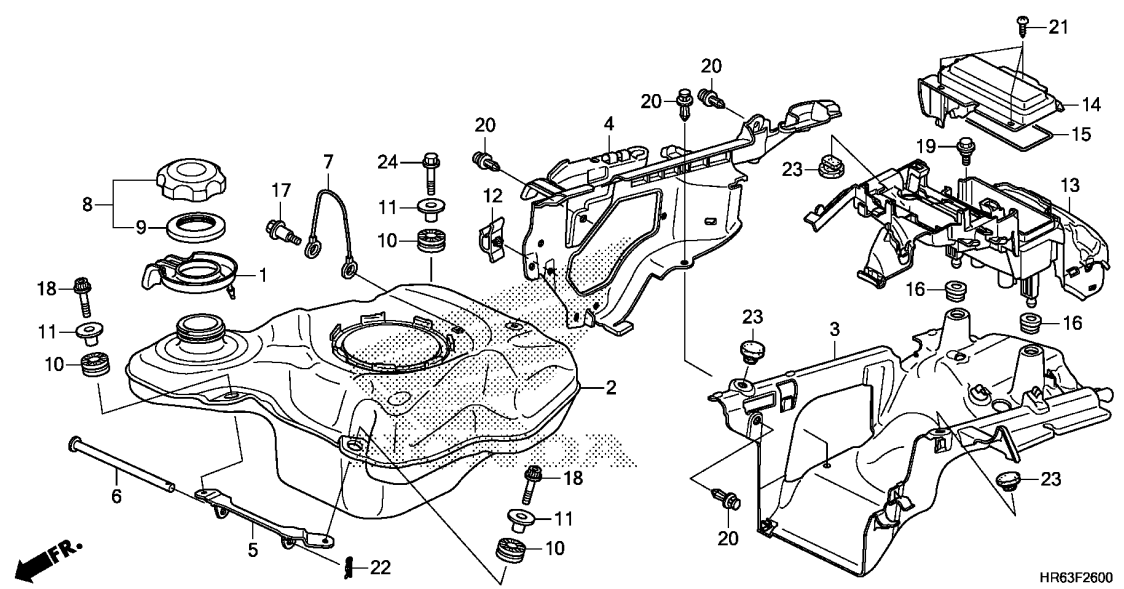
Ref. No.	L.O.N.	(Relative ref. Number) Description	F.R.T.
1	2131A6	SHAFT, PROPELLER :REAR	1.6
2	2131E7	BOOT, REAR PROPELLER SHAFT JOINT	1.7
4	2131H8	JOINT ASSY., YOKE	1.6
5	2131H9	BOOT, YOKE JOINT	1.7
8	711145	DISC, REAR BRAKE	1.9

3

Ref. No.	Part No.	Description	Reqd. QTY									Serial No.	Parts catalogue code
			TRX500			FA6			FA7				
			F	FA5 G	H	F	G	H	G	H			
1	40200-HR6-A60	SHAFT ASSY., RR. PROPELLER ..	1	1	1	1	1	1	1	1			
2	40203-HP7-A00	BOOT, PROPELLER SHAFT COVER ..	1	1	1	1	1	1	1	1			
3	40215-HN0-671	SPRING, PROPELLER SHAFT	1	1	1	1	1	1	1	1			
4	40300-HR3-A20	JOINT ASSY., YOKE	1	1	1	1	1	1	1	1			
5	40321-HR0-F00	BOOT, YOKE JOINT	1	1	1	1	1	1	1	1			
6	40322-HN8-000	BAND A, YOKE JOINT BOOT	1	1	1	1	1	1	1	1			
7	40323-HN8-000	BAND B, YOKE JOINT BOOT	1	1	1	1	1	1	1	1			
8	43251-HN8-B01	DISK, RR. BRAKE	1	1	1	1	1	1	1	1			
9	90105-HN8-000	BOLT, DISK, 6X17	5	5	5	5	5	5	5	5			
10	91301-HM7-A00	BAND, BOOT(D32)	1	1	1	1	1	1	1	1			
11	91303-HM7-A00	BAND, BOOT(D20)	1	1	1	1	1	1	1	1			
12	91355-759-003	O-RING, 21.8X2.4	2	2	2	2	2	2	2	2			

F-26

FUEL TANK



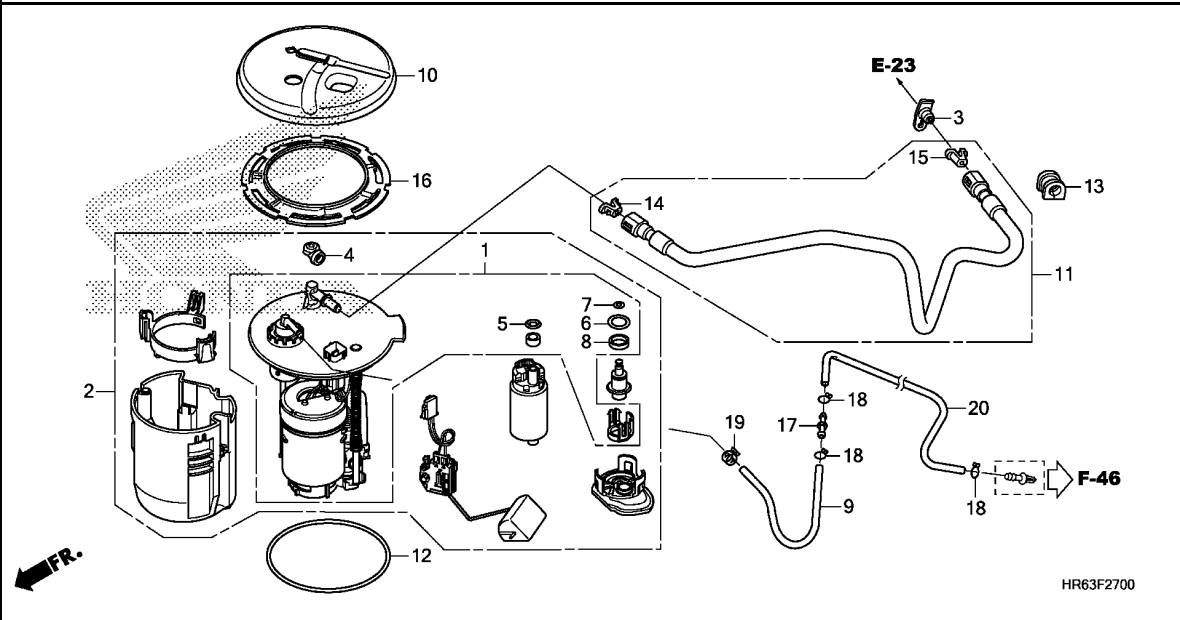
Ref. No.	L.O.N.	(Relative ref. Number) Description	F.R.T.
2	310100	TANK, FUEL	1.0
3	3101A8	PROTECTOR, TANK UNDER HEAT ...	0.9
4	3101G8	PROTECTOR, TANK UNDER HEAT :RIGHT	0.9
13	6181A3	STAY, ENGINE CONTROL MODULE ..	0.3

Ref. No.	Part No.	Description	Reqd. QTY									Serial No.	Parts catalogue code
			FA5			FA6			FA7				
			F	G	H	F	G	H	G	H			
1	17507-HR3-A20	TRAY, FUEL TANK	1	1	1	1	1	1	1	1			
2	17510-HR3-A21	TANK COMP., FUEL	1	1	1	1	1	1	1	1			
3	17515-HR3-A20	PROTECTOR, TANK UNDER HEAT(A)	1	1	1	1	1	1	1	1			
4	17516-HR3-A20	PROTECTOR, TANK UNDER HEAT(B)	1	1	1	1	1	1	1	1			
5	17517-HR3-A20	STAY COMP., FUEL TANK	1	1	1	1	1	1	1	1			
6	17518-HR3-A20	PIN, FUEL TANK JOINT	1	1	1	1	1	1	1	1			
7	17575-KPC-D50	CABLE, FUEL TANK STOPPER	1	1	1	1	1	1	1	1			
8	17620-HR3-A20	CAP ASSY., FUEL TANK	1	1	1	1	1	1	1	1			
9	17624-HF7-000	PACKING, FUEL CAP	1	1	1	1	1	1	1	1			
10	18334-KA3-830	RUBBER, SILENCER	3	3	3	3	3	3	3	3			
11	19052-MGH-640	COLLAR, RADIATOR MOUNTING ...	3	3	3	3	3	3	3	3			
12	32171-GJ1-003	CLIP, WIRE HARNESS	1	1	1	1	1	1	1	1			
13	35600-HR3-A21	STAY, ECU	1	1	1	1	1	1	1	1			
14	35610-HR3-A20	LID, RELAY BOX	1	1	1	1	1	1	1	1			
15	35611-HR3-A20	SEAL, RELAY BOX	1	1	1	1	1	1	1	1			
16	83551-MA6-000	GROMMET, SIDE COVER	2	2	2	2	2	2	2	2			
17	90051-PNA-000	BOLT, SPECIAL, 6X28	1	1	1	1	1	1	1	1			
18	90101-PPD-000	BOLT, TORX, 6X25	2	2	2	2	2	2	2	2			
19	90111-162-000	BOLT, FLANGE, 6MM	1	1	1	1	1	1	1	1			
20	90653-HC4-900	CLIP, MUDGUARD	4	4	4	4	4	4	4	4			
21	93903-25110	SCREW, TAPPING, 5X10	3	3	3	3	3	3	3	3			
22	94251-08000	PIN, LOCK, 8MM	1	1	1	1	1	1	1	1			
23	95011-63000	RUBBER C, STAND STOPPER	3	3	3	3	3	3	3	3			
24	95701-06030-00	BOLT, FLANGE, 6X30	1	1	1	1	1	1	1	1			



F-27

FUEL PUMP



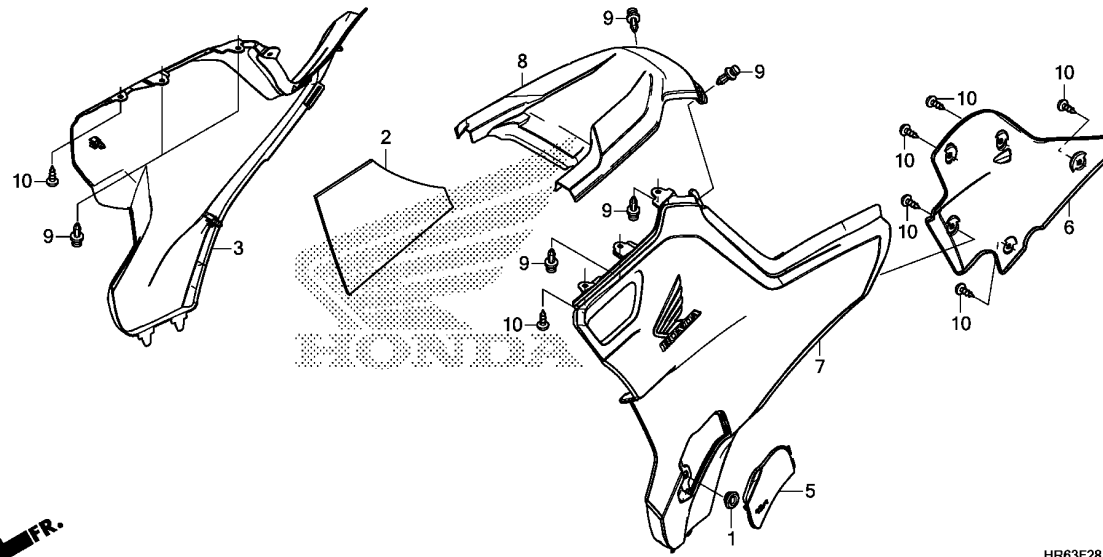
Ref. No.	L.O.N.	(Relative ref. Number) Description	F.R.T.
1	310160	STRAINER, FUEL	1.1
2	310120	PUMP ASSY., FUEL	0.7
11	310162	HOSE, FUEL FEED	0.5

Ref. No.	Part No.	Description	Reqd. QTY									Serial No.	Parts catalogue code
			FA5			TRX500			FA7				
F	G	H	F	G	H	G	H						
1	16010-HR3-A21	STRAINER SET, FUEL	1	1	1	1	1	1	1	1			
2	16700-HR3-A21	PUMP ASSY., FUEL	1	1	1	1	1	1	1	1			
3	16718-HR0-F00	DAMPER, CONNECTOR	1	1	1	1	1	1	1	1			
4	16719-HW1-670	DAMPER, CONNECTOR	1	1	1	1	1	1	1	1			
5	17041-S5A-930	O-RING	1	1	1	1	1	1	1	1			
6	17047-SAA-003	O-RING	1	1	1	1	1	1	1	1			
7	17048-SAA-003	O-RING	1	1	1	1	1	1	1	1			
8	17049-SAA-003	RING, BACK UP	1	1	1	1	1	1	1	1			
9	17521-HR3-A20	TUBE, TANK BREATHER(A)	1	1	1	1	1	1	1	1			
10	17523-HR3-A20	COVER, FUEL PUMP	1	1	-	1	1	-	1	-			
11	17570-HR3-A21	HOSE COMP., FUEL FEED	1	1	1	1	1	1	1	1			
12	17574-HR3-A21	PACKING, FUEL PUMP	1	1	1	1	1	1	1	1			
13	17579-HP5-600	RUBBER, FUEL FEED HOSE	1	1	1	1	1	1	1	1			
14	17711-SOX-003	RETAINER(ORANGE)(TOKAI)	1	1	1	1	1	1	1	1			
15	17711-SOX-A31	RETAINER(GREEN)(TOKAI)	1	1	1	1	1	1	1	1			
16	17719-HR3-A21	RING, FUEL PUMP LOCKING	1	1	1	1	1	1	1	1			
17	38562-663-920	JOINT B, WASHER TUBE(MITSUBA)	1	1	1	1	1	1	1	1			
18	95002-02080	CLIP, TUBE(B8)	3	3	3	3	3	3	3	3			
19	95002-40850-08	CLAMP, TUBE(D8.5)	1	1	1	1	1	1	1	1			
20	95005-45750-20	TUBE, 4.5X750(95005-45001-20M)	1	1	1	1	1	1	1	1			

3

F-28-10

SIDE COVER/TANK COVER

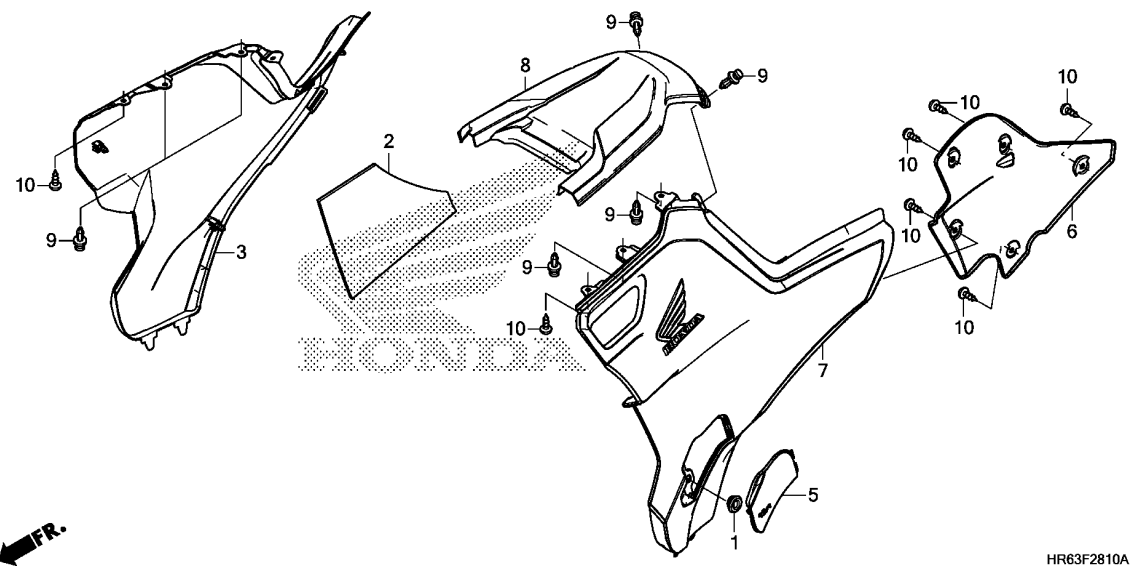


Ref. No.	L.O.N.	(Relative ref. Number) Description	F.R.T.
3	4111H9	COVER, SIDE :RIGHT	0.2
7		(6)	
	4111H8	COVER, SIDE :LEFT	0.2
	4111J0	COVER, SIDE :BOTH	0.3
8	413121	COVER, FUEL TANK TOP	0.2

Ref. No.	Part No.	Description	Reqd. QTY									Serial No.	Parts catalogue code
			FA5			TRX500 FA6			FA7				
			F	G	H	F	G	H	G	H			
1	83551-MA6-000	GROMMET, SIDE COVER	1	1	1	1	1	1	1	1			
2	83552-HR3-A20	MAT, R. SIDE COVER	1	1	1	1	1	1	1	1			
3	83555-HR6-A60ZD	COVER SET, R. SIDE(WL)											
		TYPE1	1	1	-	1	1	-	-	-			
	83555-HR6-A60ZC	*TYPE2*	1	1	-	-	-	-	-	-			
	83555-HR5-630ZE	*TYPE2*	-	-	1	-	-	1	-	-			
	83555-HR5-630ZF	*TYPE1 1*	-	-	1	-	-	1	-	-			
	83555-HR6-A60ZB	*TYPE3*	-	-	-	-	-	-	1	-			
	83555-HR5-630ZC	*TYPE4*	-	-	-	-	-	-	-	1			
	83555-HR5-630ZD	*TYPE3*	-	-	-	-	-	-	-	1			
5	83653-HR6-A60ZA	LID, OIL CHECK											
		R232.....PATRIOT RED	1	1	-	1	1	-	-	-			
	83653-HR6-A60ZD	*G152*.....ADVENTURE GREEN	1	1	-	-	-	-	-	-			
	83653-HR6-660ZB	*R232*.....PATRIOT RED	-	-	1	-	-	1	-	-			
	83653-HR6-660ZE	*G152*.....ADVENTURE GREEN	-	-	1	-	-	1	-	-			
	83653-HR6-A60ZB	*NH196*.....ROSS WHITE	-	-	-	-	-	-	1	-			
	83653-HR6-660ZC	*NH196*.....ROSS WHITE	-	-	-	-	-	-	-	1			
	83653-HR6-660ZD	*NHA79MR*	-	-	-	-	-	-	-	1			
		CHAOS BLACK METALLIC-R	-	-	-	-	-	-	-	1			
6	83654-HR6-A60	COVER, SIDE(INNER)	1	1	1	1	1	1	1	1			
7	83655-HR6-A60ZD	COVER SET, L. SIDE(WL)											
		TYPE1	1	1	-	1	1	-	-	-			
	83655-HR6-A60ZC	*TYPE2*	1	1	-	-	-	-	-	-			
	83655-HR5-630ZE	*TYPE2*	-	-	1	-	-	1	-	-			
	83655-HR5-630ZF	*TYPE1 1*	-	-	1	-	-	1	-	-			
	83655-HR6-A60ZB	*TYPE3*	-	-	-	-	-	-	1	-			
	83655-HR5-630ZC	*TYPE4*	-	-	-	-	-	-	-	1			
	83655-HR5-630ZD	*TYPE3*	-	-	-	-	-	-	-	1			

F-28-10

SIDE COVER/TANK COVER



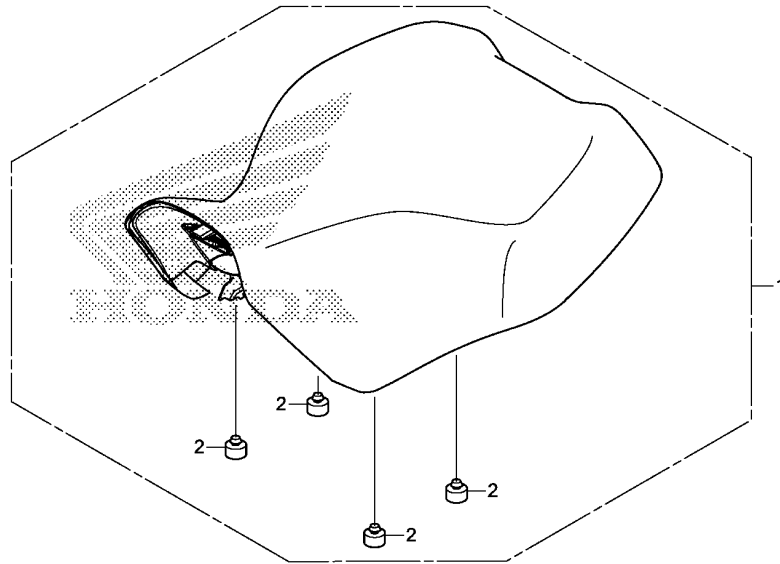
HR63F2810A

3

Ref. No.	Part No.	Description	Reqd. QTY									Serial No.	Parts catalogue code
			FA5			TRX500 FA6			FA7				
			F	G	H	F	G	H	G	H			
8	83700-HR6-A60ZA	COVER, TANK *NH1*.....BLACK	1	1	1	1	1	1	1	1			
9	90653-HC4-900	CLIP, MUDGUARD	6	6	6	6	6	6	6	6			
10	93903-25110	SCREW, TAPPING, 5X10	7	7	7	7	7	7	7	7			

F-29

SEAT



HR63F2900

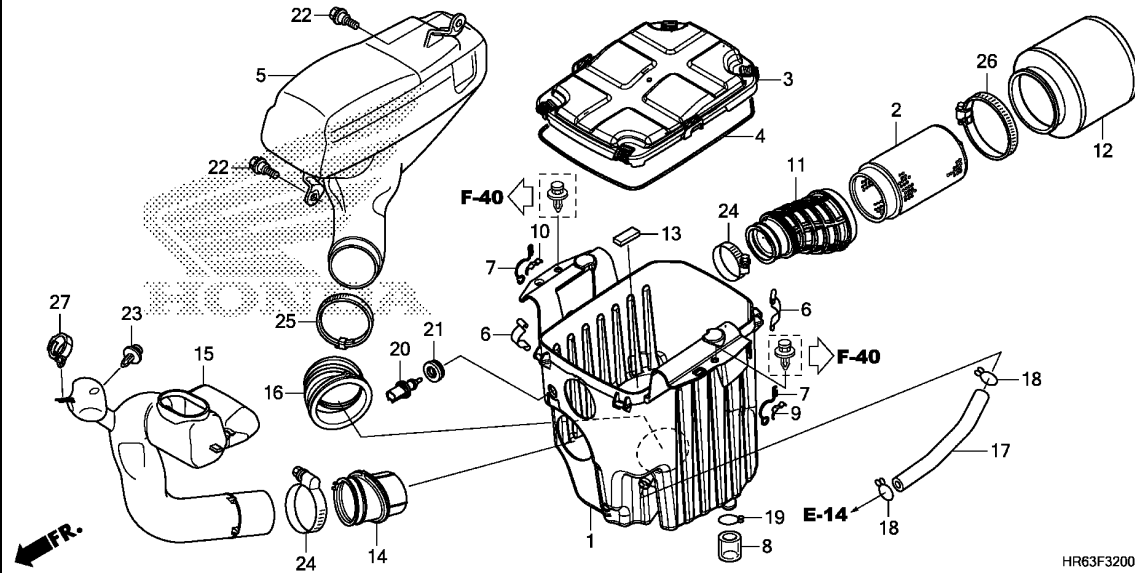
Ref. No.	L.O.N.	(Relative ref. Number)	Description	F.R.T.
1	413150	SEAT	0.1

Ref. No.	Part No.	Description	Reqd. QTY								Serial No.	Parts catalogue code
			FA5			FA6			FA7			
			F	G	H	F	G	H	G	H		
1	77100-HR6-J60ZA	SEAT COMP.										
		TYPE1	1	1	1	1	1	1	-	-	-----	ED
	77100-HR6-A61ZA	*TYPE1*	1	1	-	1	1	1	1	1	-----	U
2	77206-GF0-000	RUBBER, SEAT CUSHION	4	4	4	4	4	4	4	4		



F-32

AIR CLEANER



Ref. No.	L.O.N.	(Relative ref. Number) Description	F.R.T.
1	3121A5	CASE, AIR CLEANER	0.9
2	3121D5	BODY, AIR CLEANER ELEMENT	0.1
3	312102	COVER, AIR CLEANER CASE	0.1
5	3121A4	CHAMBER, AIR CLEANER	0.1
11		(14)	
	3121B6	TUBE, AIR CLEANER CONNECTING .	0.7
12	312105	ELEMENT, AIR CLEANER	0.2
15	3121C2	DUCT, SNORKEL	0.4
20	617120	SENSOR, AIR TEMP	0.2

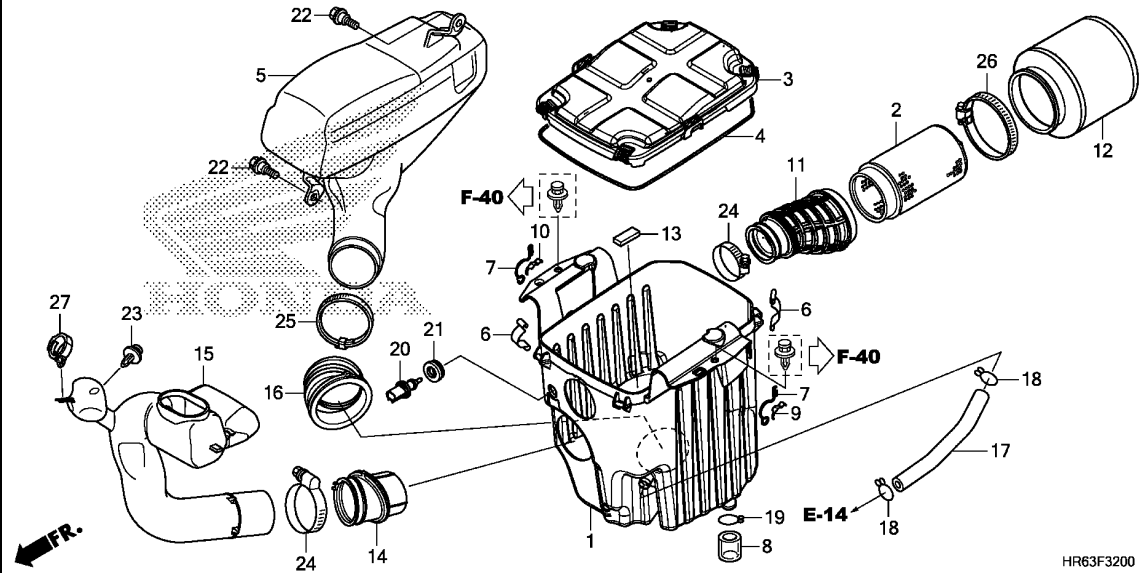
HR63F3200

3

Ref. No.	Part No.	Description	Reqd. QTY									Serial No.	Parts catalogue code
			TRX500			FA6			FA7				
			F	FA5 G	H	F	G	H	G	H			
1	17210-HR6-A60	CASE, AIR CLEANER	1	1	1	1	1	1	1	1			
2	17211-HP0-A00	BODY COMP., AIR CLEANER	1	1	1	1	1	1	1	1			
3	17217-HR6-A60	LID, AIR CLEANER	1	1	1	1	1	1	1	1			
4	17219-HR6-A60	SEAL, AIR CLEANER COVER	1	1	1	1	1	1	1	1			
5	17220-HR6-A60	CHAMBER, AIR CLEANER SUB	1	1	1	1	1	1	1	1			
6	17223-HM8-000	SPRING, AIR CLEANER CASE LID	4	4	4	4	4	4	4	4			
7	17223-HN1-A40	SPRING, AIR CLEANER LID	2	2	2	2	2	2	2	2			
8	17224-HM8-B40	TUBE, AIR CLEANER DRAIN	1	1	1	1	1	1	1	1			
9	17228-HN1-000	HOOK, R. LID SPRING	1	1	1	1	1	1	1	1			
10	17229-HN1-000	HOOK, L. LID SPRING	1	1	1	1	1	1	1	1			
11	17253-HR6-A60	TUBE, AIR CLEANER CONNECTING	1	1	1	1	1	1	1	1			
12	17254-HN1-000	ELEMENT, AIR CLEANER	1	1	1	1	1	1	1	1			
13	17256-HR3-A20	COVER, DUST	1	1	1	1	1	1	1	1			
14	17258-HR3-A20	TUBE, SNORKEL	1	1	1	1	1	1	1	1			
15	17259-HR3-A20	DUCT, SNORKEL	1	1	1	1	1	1	1	1			
16	17262-HN7-000	TUBE, SUB CHAMBER CONNECTING	1	1	1	1	1	1	1	1			
17	17366-HR6-A60	TUBE, BREATHER	1	1	1	1	1	1	1	1			
18	17724-102-700	CLIP, SUB TANK HOSE	2	2	2	2	2	2	2	2			
19	18532-634-670	CLIP, AIR HOSE, 21.5	1	1	1	1	1	1	1	1			
20	37880-RE1-Z01	SENSOR ASSY., AIR TEMPERATURE	1	1	1	1	1	1	1	1			
21	37881-P2A-000	GROMMET, TA SENSOR	1	1	1	1	1	1	1	1			
22	90111-162-000	BOLT, FLANGE, 6MM	2	2	2	2	2	2	2	2			
23	90653-HC4-900	CLIP, MUDGUARD	1	1	1	1	1	1	1	1			

F-32

AIR CLEANER

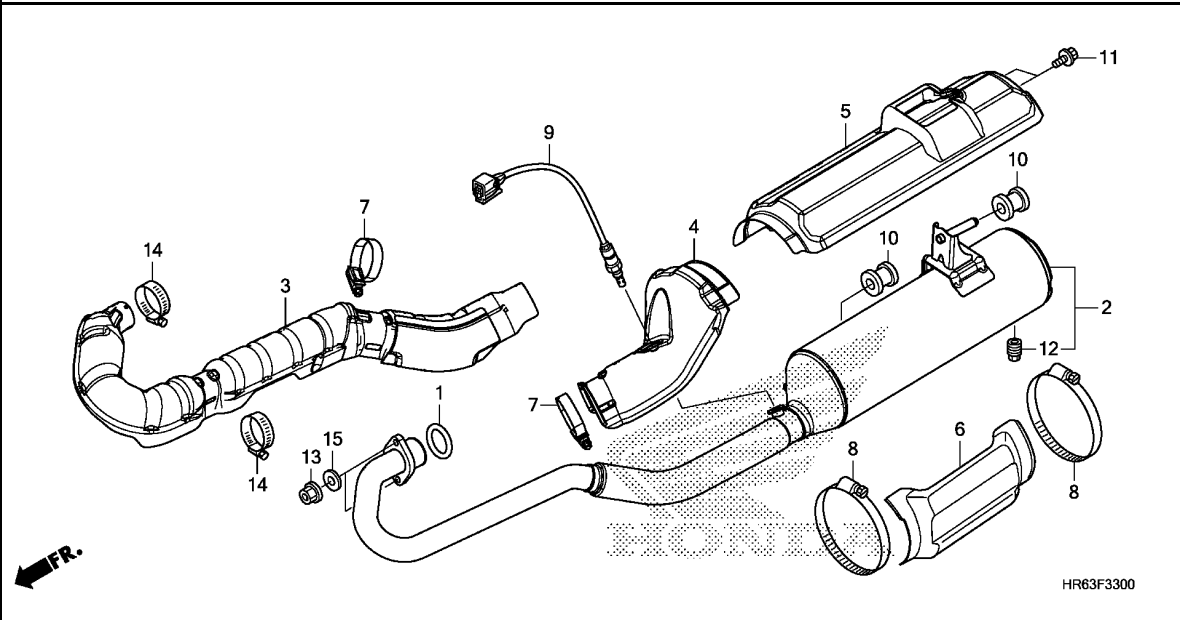


Ref. No.	Part No.	Description	Reqd. QTY									Serial No.	Parts catalogue code
			TRX500			FA6			FA7				
			F	FA5 G	H	F	G	H	G	H			
24	90662-HN5-M00	BAND, AIR CLEANER CONNECTING TUBE(62)	2	2	2	2	2	2	2	2			
25	90678-HN2-830	BAND, AIR CONNECTING TUBE(78)	1	1	1	1	1	1	1	1			
26	90696-HN2-830	BAND, AIR CLEANER CONNECTING TUBE(96)	1	1	1	1	1	1	1	1			
27	91558-SD5-003	CLIP, WIRE HARNESS(BLACK) ...	1	1	1	1	1	1	1	1			



F-33

EXHAUST MUFFLER



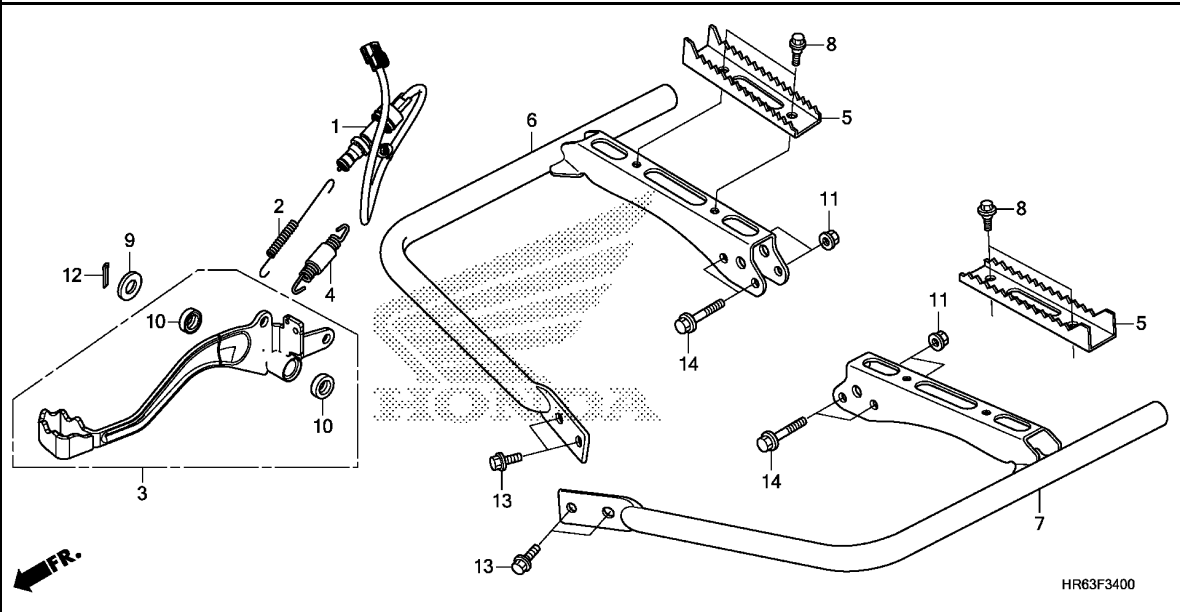
Ref. No.	L.O.N.	(Relative ref. Number) Description	F.R.T.
1	3131B4	GASKET, EXHAUST PIPE	0.5
2	313120	MUFFLER	1.0
3	313125	COVER, EXHAUST PIPE	0.7
4	3131B3	COVER, MUFFLER :FRONT	0.6
5	411167	COVER, EXHAUST MUFFLER	0.6
6	3131P2	COVER, MUFFLER :LOWER	0.6
9	617121	SENSOR, OXYGEN	0.6

3

Ref. No.	Part No.	Description	Reqd. QTY									Serial No.	Parts catalogue code
			TRX500			FA6			FA7				
			F	FA5 G	H	F	G	H	G	H			
1	18291-MV9-000	GASKET, EX. PIPE	1	1	1	1	1	1	1	1			
2	18300-HR6-A60	MUFFLER COMP.	1	1	1	1	1	1	1	1			
3	18321-HR6-A60	COVER, EX. PIPE	1	1	1	1	1	1	1	1			
4	18322-HR6-A60	COVER, FR. MUFFLER	1	1	1	1	1	1	1	1			
5	18323-HR6-A60	COVER, MUFFLER	1	1	1	1	1	1	1	1			
6	18324-HR3-A20	COVER, MUFFLER LOWER	1	1	1	1	1	1	1	1			
7	18329-HP0-A00	BAND, HEAT PROTECTOR(57)	2	2	2	2	2	2	2	2			
8	19084-HP0-A50	BAND, MUFFLER COVER(89-140MM)	2	2	2	2	2	2	2	2			
9	36531-HR3-A21	SENSOR, OXYGEN(NGK)	1	1	1	1	1	1	1	1			
10	50608-HR0-F00	RUBBER, MUFFLER MOUNTING	2	2	2	2	2	2	2	2			
11	90101-KCE-000	BOLT, FLANGE, 6X10	2	2	2	2	2	2	2	2			
12	90183-HM5-850	BOLT, ARRESTER	1	1	1	1	1	1	1	1			
13	90301-HM8-000	NUT, FLANGE, 8MM	2	2	2	2	2	2	2	2			
14	90638-HN7-000	BAND, AIR CLEANER CONNECTING TUBE(38)	2	2	2	2	2	2	2	2			
15	94101-08800	WASHER, PLAIN, 8MM	2	2	2	2	2	2	2	2			

F-34

PEDAL/STEP



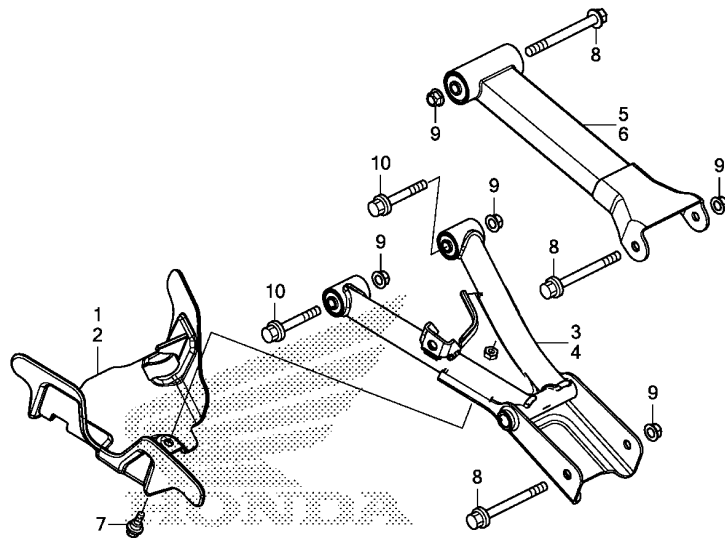
Ref. No.	L.O.N.	(Relative ref. Number) Description	F.R.T.
1	6151B5	SWITCH, REAR STOP :PEDAL SIDE	0.3
3	810160	PEDAL, REAR BRAKE	0.4
4	8101A8	SPRING, BRAKE PEDAL	0.3
5	4101C5	BAR, MAIN STEP :LEFT	0.1
	4101C6	BAR, MAIN STEP :RIGHT	0.1
	4101J1	BAR, MAIN STEP :BOTH	0.1
6	4101C4	BRACKET, STEP :RIGHT	0.4
7	4101C3	BRACKET, STEP :LEFT	0.4
	4101N7	BRACKET, STEP :BOTH	0.6

Ref. No.	Part No.	Description	Reqd. QTY									Serial No.	Parts catalogue code
			FA5			FA6			FA7				
			F	G	H	F	G	H	G	H			
1	35350-HR6-A61	SWITCH ASSY., RR. STOP	1	1	1	1	1	1	1	1			
2	35357-HP5-600	SPRING, STOP SWITCH	1	1	1	1	1	1	1	1			
3	46510-HR6-A60	PEDAL ASSY., BRAKE	1	1	1	1	1	1	1	1			
4	46513-HR3-A20	SPRING ASSY., RR. BRAKE PEDAL	1	1	1	1	1	1	1	1			
5	50610-HR3-A20	STEP	2	2	2	2	2	2	2	2			
6	50611-HR3-A20	BRACKET COMP., R. STEP	1	1	1	1	1	1	1	1			
7	50612-HR3-A20	BRACKET COMP., L. STEP	1	1	1	1	1	1	1	1			
8	90111-HP0-A00	BOLT, FLANGE, 6MM	4	4	4	4	4	4	4	4			
9	90512-303-000	WASHER, 17.5MM	1	1	1	1	1	1	1	1			
10	91206-968-004	DUST SEAL, 17X23X3(ARAI)	2	2	2	2	2	2	2	2			
11	94050-08000	NUT, FLANGE, 8MM	4	4	4	4	4	4	4	4			
12	94201-30250	PIN, SPLIT, 3.0X25	1	1	1	1	1	1	1	1			
13	95801-08016-00	BOLT, FLANGE, 8X16	4	4	4	4	4	4	4	4			
14	95801-08045-00	BOLT, FLANGE, 8X45	4	4	4	4	4	4	4	4			



F-35

REAR ARM



HR63F3500

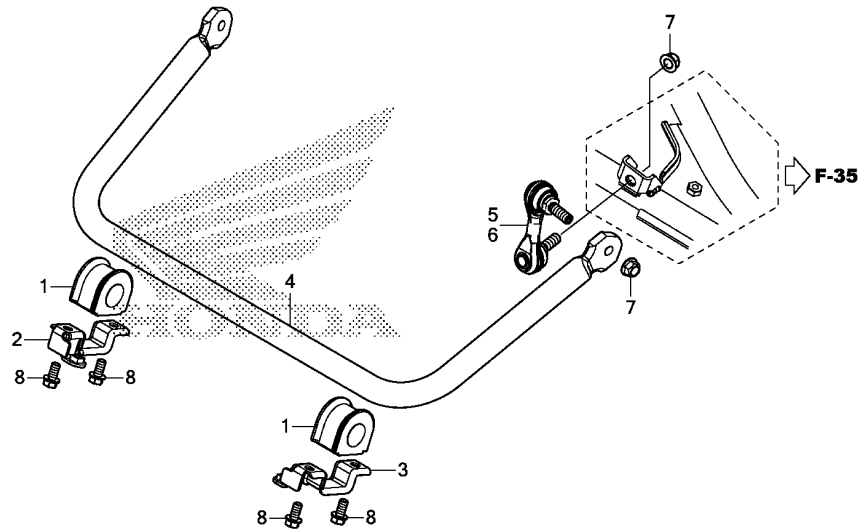
Ref. No.	L.O.N.	(Relative ref. Number) Description	F.R.T.
1	5121E8	GUARD, REAR LOWER ARM :RIGHT	0.1
2	5121E7	GUARD, REAR LOWER ARM :LEFT	0.1
3	5121F3	ARM, REAR LOWER :RIGHT	0.5
	5121F3A	.Replace upper arm add	0.1
4	5121F2	ARM, REAR LOWER :LEFT	0.5
	5121F2A	.Replace upper arm add	0.1
	5121F4	ARM, REAR LOWER :BOTH	0.9
	5121F4A	.Replace both upper arm add	0.2
5	5121F0	ARM, REAR UPPER :RIGHT	0.4
	5121F0A	.Replace lower arm add	0.2
6	5121E9	ARM, REAR UPPER :LEFT	0.4
	5121E9A	.Replace lower arm add	0.2
	5121F1	ARM, REAR UPPER :BOTH	0.8
	5121F1A	.Replace both lower arm add	0.3

3

Ref. No.	Part No.	Description	Reqd. QTY								Serial No.	Parts catalogue code
			TRX500			FA6			FA7			
			F	FA5 G	H	F	G	H	G	H		
1	52315-HR6-A60	GUARD, R. RR. BOOT	1	1	1	1	1	1	1	1		
2	52325-HR6-A60	GUARD, L. RR. BOOT	1	1	1	1	1	1	1	1		
3	52350-HR6-A60ZB	ARM ASSY., R. RR. LOWER										
	TYPE1		1	1	1	1	1	1	-	-		
	52350-HR6-A60ZA	*TYPE2*	-	-	-	-	-	-	1	1		
4	52360-HR6-A60ZB	ARM ASSY., L. RR. LOWER										
	TYPE1		1	1	1	1	1	1	-	-		
	52360-HR6-A60ZA	*TYPE2*	-	-	-	-	-	-	1	1		
5	52370-HR6-A60ZB	ARM ASSY., R. RR. UPPER										
	TYPE1		1	1	1	1	1	1	-	-		
	52370-HR6-A60ZA	*TYPE2*	-	-	-	-	-	-	1	1		
6	52380-HR6-A60ZB	ARM ASSY., L. RR. UPPER										
	TYPE1		1	1	1	1	1	1	-	-		
	52380-HR6-A60ZA	*TYPE2*	-	-	-	-	-	-	1	1		
7	90111-KT1-780	BOLT, FLANGE, 6MM	2	2	2	2	2	2	2	2		
8	90121-HL1-A00	BOLT, FLANGE, 10X110	6	6	6	6	6	6	6	6		
9	90305-HC0-770	NUT, SELF-LOCK, 10MM	10	10	10	10	10	10	10	10		
10	95801-10065-00	BOLT, FLANGE, 10X65	4	4	4	4	4	4	4	4		

F-36

STABILIZER



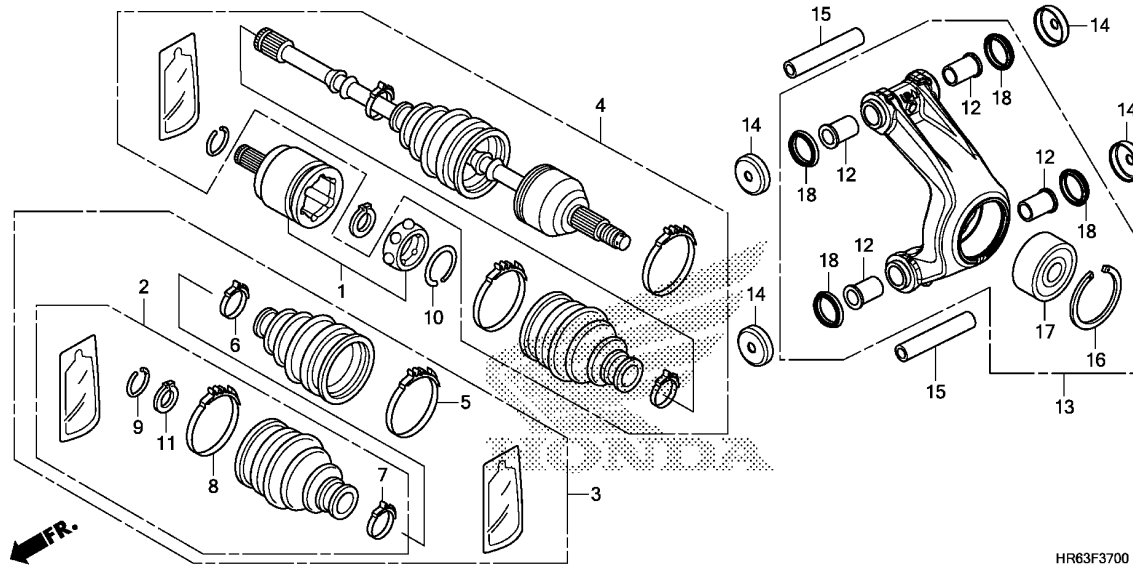
HR63F3600

Ref. No.	L.O.N.	(Relative ref. Number) Description	F.R.T.
4	5121F8	SPRING, REAR STABILIZER	0.4
5	5121G0	LINK, REAR STABILIZER :RIGHT ..	0.3
6	5121F9	LINK, REAR STABILIZER :LEFT ..	0.3
	5121G1	LINK, REAR STABILIZER :BOTH ..	0.6

Ref. No.	Part No.	Description	Reqd. QTY										Serial No.	Parts catalogue code
			TRX500					FA7						
			F	FA5 G	H	F	FA6 G	H	G	H				
1	51306-S2K-N01	BUSH, STABILIZER HOLDER	2	2	2	2	2	2	2	2				
2	52308-HR6-A60	HOLDER COMP., R. STABILIZER												
		BUSH	1	1	1	1	1	1	1	1				
3	52309-HR6-A60	HOLDER COMP., L. STABILIZER												
		BUSH	1	1	1	1	1	1	1	1				
4	52310-HR6-A61	SPRING, RR. STABILIZER (25.4X4.5)	1	1	1	1	1	1	1	1				
5	52320-HR6-A61	LINK COMP., R. RR. STABILIZER	1	1	1	1	1	1	1	1				
6	52330-HR6-A61	LINK COMP., L. RR. STABILIZER	1	1	1	1	1	1	1	1				
7	90305-HCO-770	NUT, SELF-LOCK, 10MM	4	4	4	4	4	4	4	4				
8	95701-08020-08	BOLT, FLANGE, 8X20	4	4	4	4	4	4	4	4				

F-37

REAR KNUCKLE/REAR DRIVE SHAFT



HR63F3700

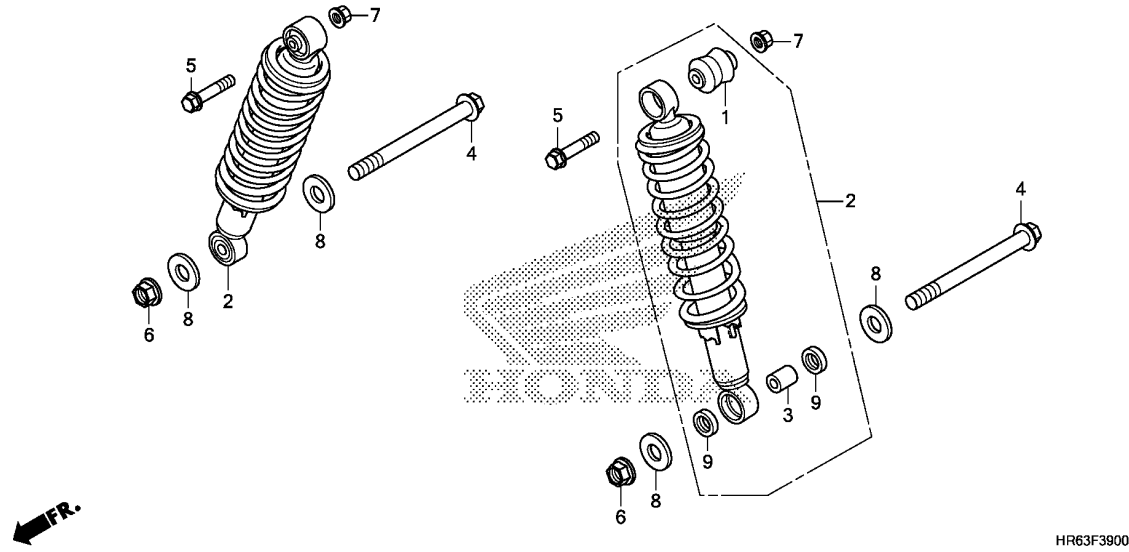
Ref. No.	L.O.N.	(Relative ref. Number) Description	F.R.T.
1	2131J3	JOINT, REAR INBOARD :LEFT	0.5
	2131J4	JOINT, REAR INBOARD :RIGHT ...	0.5
	2131J5	JOINT, REAR INBOARD :BOTH	0.9
2	2131J9	BOOT, REAR INBOARD :LEFT	0.5
	2131K0	BOOT, REAR INBOARD :RIGHT	0.5
	2131K1	BOOT, REAR INBOARD :BOTH	0.8
3	2131M5	BOOT SET, REAR DRIVESHAFT :LEFT	0.6
	2131M6	BOOT SET, REAR DRIVESHAFT :RIGHT	0.6
	2131M7	BOOT SET, REAR DRIVESHAFT :BOTH	1.0
4	2131J0	DRIVESHAFT SET, REAR :LEFT ...	0.5
	2131J1	DRIVESHAFT SET, REAR :RIGHT ...	0.5
	2131J2	DRIVESHAFT SET, REAR :BOTH ...	0.8
13	5121G2	REAR KNUCKLE :LEFT	0.4
	5121G3	REAR KNUCKLE :RIGHT	0.4
	5121G4	REAR KNUCKLE :BOTH	0.6
17	5121G5	BEARING, REAR KNUCKLE :LEFT ..	0.6
	5121G6	BEARING, REAR KNUCKLE :RIGHT ..	0.6
	5121G7	BEARING, REAR KNUCKLE :BOTH ...	1.0

3

Ref. No.	Part No.	Description	Reqd. QTY									Serial No.	Parts catalogue code
			FA5			TRX500			FA7				
			F	G	H	F	G	H	G	H			
1	42220-HR6-A61	JOINT COMP., INBOARD	2	2	2	2	2	2	2	2			
2	42230-HR6-A61	BOOT SET, RR. INBOARD	2	2	2	2	2	2	2	2			
3	42240-HR6-A61	BOOT SET, RR.	2	2	2	2	2	2	2	2			
4	42250-HR6-A61	SHAFT SET, RR. DRIVE	2	2	2	2	2	2	2	2			
5	44225-HL3-A01	BAND, OUTBOARD BOOT	2	2	2	2	2	2	2	2			
6	44226-HL3-A01	BAND, SHAFT BOOT	2	2	2	2	2	2	2	2			
7	44227-HL3-A01	BAND, SHAFT BOOT	2	2	2	2	2	2	2	2			
8	44228-HL3-A01	BAND, INBOARD BOOT	2	2	2	2	2	2	2	2			
9	44319-SC2-003	SET RING, 24X1.6	2	2	2	2	2	2	2	2			
10	44337-ST5-003	RING, SNAP	2	2	2	2	2	2	2	2			
11	44338-ST5-003	CIRCLIP	2	2	2	2	2	2	2	2			
12	51108-HP0-A00	BUSH, UPPER ARM	8	8	8	8	8	8	8	8			
13	52205-HR6-A60	KNUCKLE SUB ASSY., RR.	2	2	2	2	2	2	2	2			
14	52206-HN8-000	CAP, ARM PIVOT	8	8	8	8	8	8	8	8			
15	52464-HR6-A60	COLLAR, KNUCKLE	4	4	4	4	4	4	4	4			
16	90651-HP6-A00	CIRCLIP, SPECIAL INTERNAL (62)	2	2	2	2	2	2	2	2			
17	91051-HP6-A01	BEARING, ANGULAR BALL, 34X61X27 (NTN)	2	2	2	2	2	2	2	2			
18	91262-HN8-003	DUST SEAL, 28X36X7	8	8	8	8	8	8	8	8			

F-39

REAR CUSHION



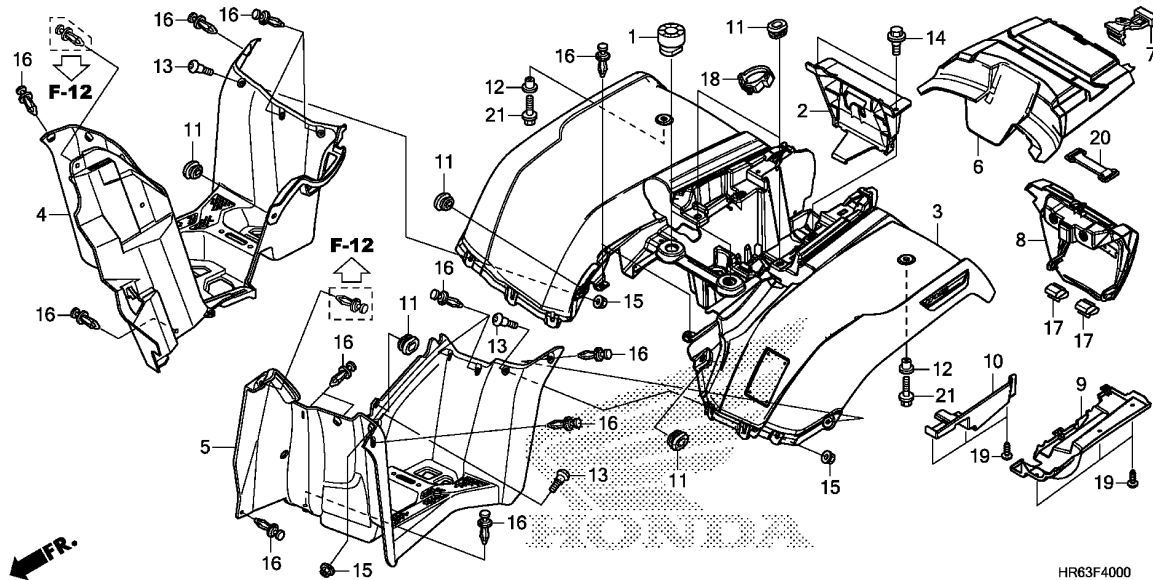
Ref. No.	L.O.N.	(Relative ref. Number) Description	F.R.T.
2	5121B6	CUSHION ASSY., REAR :LEFT	0.3
	5121B7	CUSHION ASSY., REAR :RIGHT	0.3
	5121B8	CUSHION ASSY., REAR :BOTH	0.5

Ref. No.	Part No.	Description	Reqd. QTY										Serial No.	Parts catalogue code
			FA5			FA6			FA7					
			F	G	H	F	G	H	G	H				
1	51489-HP5-601	BUSH, DAMPER	2	2	2	2	2	2	2	2				
2	52400-HR6-A61ZB	CUSHION ASSY., RR.												
		TYPE1	2	2	2	2	2	2	-	-				
	52400-HR6-A61ZA	*TYPE2*	-	-	-	-	-	-	2	2				
3	52486-HP7-A01	COLLAR, RR. CUSHION LOWER	2	2	2	2	2	2	2	2				
4	90101-HR6-A60	BOLT, FLANGE, 14X155	2	2	2	2	2	2	2	2				
5	90120-HC4-000	BOLT, FLANGE, 10X50	2	2	2	2	2	2	2	2				
6	90213-S73-003	NUT, SELF-LOCK, 14MM	2	2	2	2	2	2	2	2				
7	90305-HC0-770	NUT, SELF-LOCK, 10MM	2	2	2	2	2	2	2	2				
8	90501-HP7-A00	WASHER, 15MM	4	4	4	4	4	4	4	4				
9	91253-HP7-A01	SEAL, DUST	4	4	4	4	4	4	4	4				



F-40

REAR FENDER



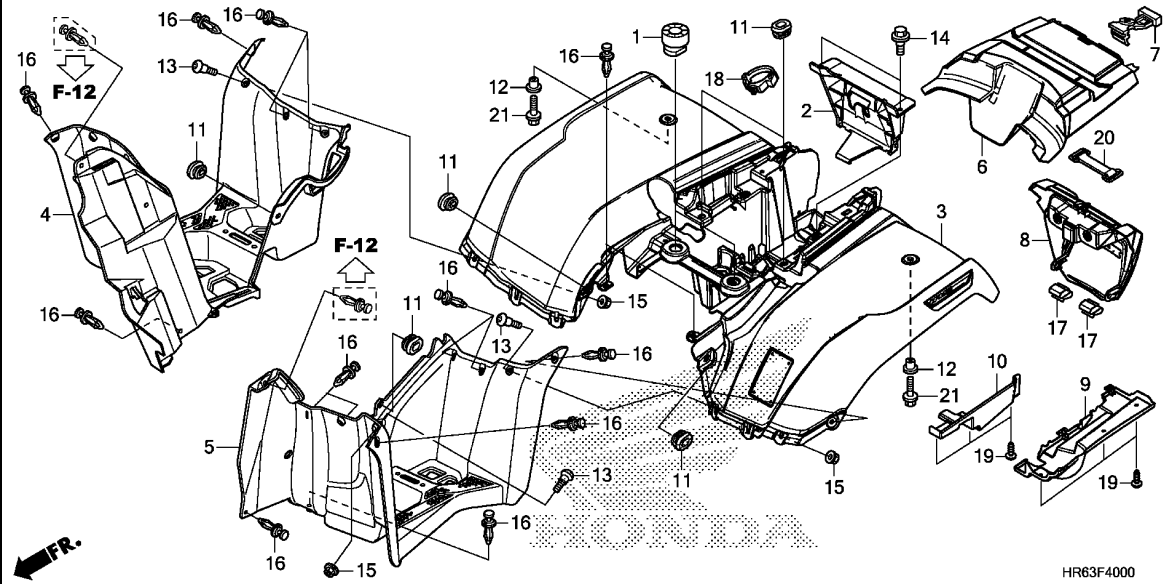
Ref. No.	L.O.N.	(Relative ref. Number) Description	F.R.T.
2	4101B0	HOLDER, BATTERY BOX	0.2
3	413102	FENDER, REAR	1.0
4	4131N2	MUDGUARD, CENTER :RIGHT	0.2
5	4131N1	MUDGUARD, CENTER :LEFT	0.2
6	4131J8	COVER, REAR CENTER	0.1
8	4101B1	COVER, TOOL BOX	0.2
9	3131G8	PROTECTOR, MUFFLER :REAR	0.8
10	6101A1	COVER, BATTERY	0.8

3

Ref. No.	Part No.	Description	Reqd. QTY									Serial No.	Parts catalogue code
			FA5			TRX500 FA6			FA7				
			F	G	H	F	G	H	G	H			
1	77207-HA0-000	CUSHION, SEAT MOUNTING	2	2	2	2	2	2	2	2			
2	80101-HR3-A20	HOLDER, BATTERY	1	1	1	1	1	1	1	1			
3	80110-HR6-J60ZC	FENDER SET, RR.(WL)											
		TYPE1	1	1	-	1	1	-	-	-	-----	ED	
	80110-HR6-A60ZD	*TYPE1*	1	1	-	1	1	-	-	-	-----	U	
	80110-HR6-J60ZB	*TYPE2*	1	1	-	-	-	-	-	-	-----	ED	
	80110-HR6-A60ZC	*TYPE2*	1	1	-	-	-	-	-	-	-----	U	
	80110-HR6-D60ZA	*TYPE2*	-	-	1	-	-	1	-	-	-----	ED	
	80110-HR6-D60ZB	*TYPE1*	-	-	1	-	-	1	-	-	-----	ED	
	80110-HR5-630ZA	*TYPE1*	-	-	-	-	-	1	-	-	-----	U	
	80110-HR5-630ZE	*TYPE2*	-	-	-	-	-	1	-	-	-----	U	
	80110-HR6-A60ZB	*TYPE3*	-	-	-	-	-	-	1	-	-----	U	
	80110-HR5-630ZC	*TYPE4*	-	-	-	-	-	-	-	1	-----		
	80110-HR5-630ZD	*TYPE3*	-	-	-	-	-	-	-	1	-----		
4	80121-HR3-A20ZA	MUDGUARD, R. CENTER											
		NH1.....BLACK	1	1	1	1	1	1	1	1			
5	80122-HR6-A60ZA	MUDGUARD, L. CENTER											
		NH1.....BLACK	1	1	1	1	1	1	1	1			
6	80210-HR6-A60ZA	COVER, RR. FENDER											
		NH1.....BLACK	1	1	1	1	1	1	1	1			
7	80214-HM5-850	BAND, TOOL BOX	1	1	1	1	1	1	1	1			
8	80215-HR6-G60ZB	LID SET, TOOL BOX(WL)											
		TYPE1	1	1	1	1	1	1	-	-			
	80215-HR6-N80ZA	*TYPE1*	-	-	-	-	-	-	1	1			
9	80222-HR6-A60	PROTECTOR, RR. MUFFLER	1	1	1	1	1	1	1	1			
10	80223-HR6-A60	PROTECTOR, BATTERY(RR.)	1	1	1	1	1	1	1	1			
11	83551-MA6-000	GROMMET, SIDE COVER	6	6	6	6	6	6	6	6			

F-40

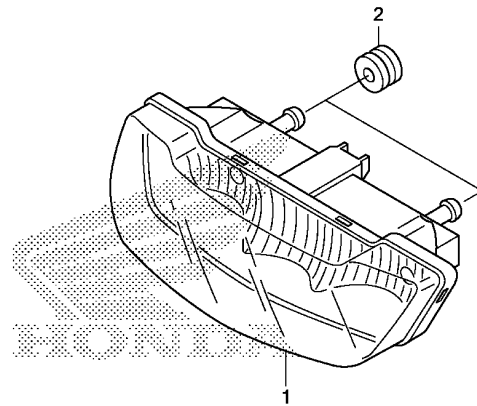
REAR FENDER



Ref. No.	Part No.	Description	Reqd. QTY										Serial No.	Parts catalogue code
			TRX500											
			FA5			FA6			FA7					
F	G	H	F	G	H	G	H	G	H					
12	84706-GB0-900	COLLAR, NUMBER BRACKET SETTING	2	2	2	2	2	2	2	2	2			
13	90102-HN5-670	SCREW, SPECIAL, 6X8	4	4	4	4	4	4	4	4	4			
14	90111-147-000	BOLT, FLANGE, 6MM	2	2	2	2	2	2	2	2	2			
15	90302-187-000	NUT, FLANGE, 6MM	4	4	4	4	4	4	4	4	4			
16	90653-HC4-900	CLIP, MUDGUARD	18	18	18	18	18	18	18	18	18			
17	90660-SB2-000	CLIP, CORD	2	2	2	2	2	2	2	2	2			
18	91556-SK7-003	CLIP, WIRE HARNESS(BLACK)	1	1	1	1	1	1	1	1	1			
19	93903-25220	SCREW, TAPPING, 5X12	6	6	6	6	6	6	6	6	6			
20	95012-13001	BAND B2, BATTERY	1	-	-	1	-	-	-	-	-			
	95012-17001	BAND F, BATTERY(155MM)	-	1	1	-	1	1	1	1	1			
21	95701-06016-08	BOLT, FLANGE, 6X16	2	2	2	2	2	2	2	2	2			

F-43

TAILLIGHT



HR63F4300

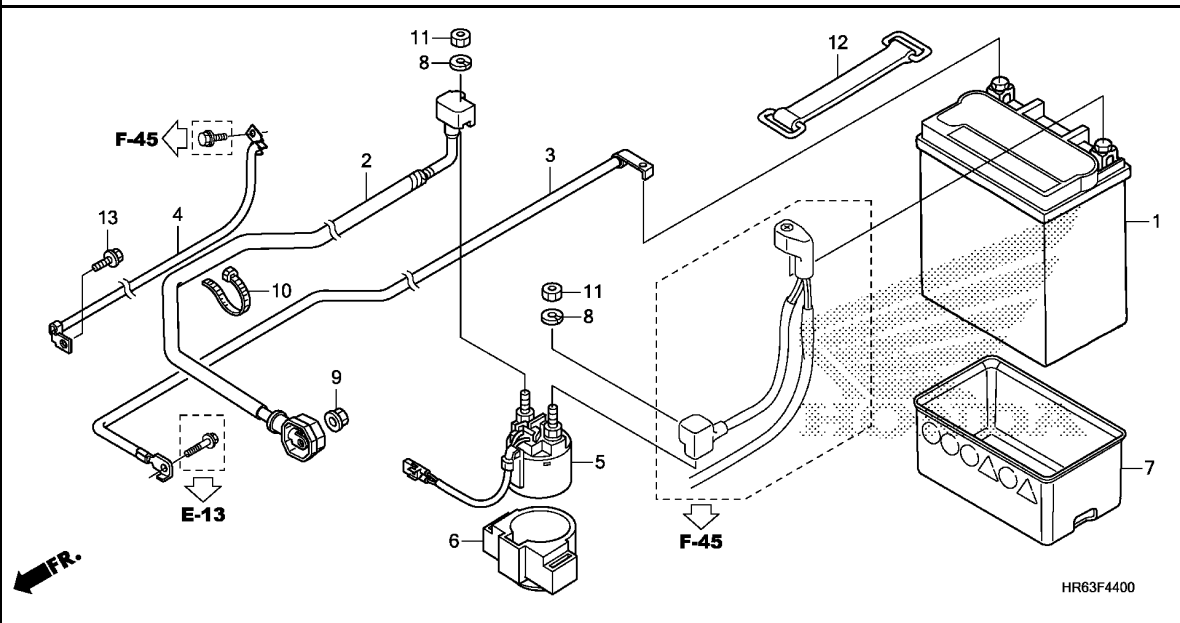
Ref. No.	L.O.N.	(Relative ref. Number)	Description	F.R.T.
1	6161H2		TAILLIGHT ASSEMBLY	0.3

3

Ref. No.	Part No.	Description	Reqd. QTY										Serial No.	Parts catalogue code
			TRX500			FA6			FA7					
			F	G	H	F	G	H	G	H				
1	33700-HP5-A50	LIGHT ASSY., TAIL & STOP	1	1	1	1	1	1	1	1				
2	80219-HC4-000	RUBBER, TAILLIGHT MOUNTING ..	2	2	2	2	2	2	2	2				

F-44

BATTERY



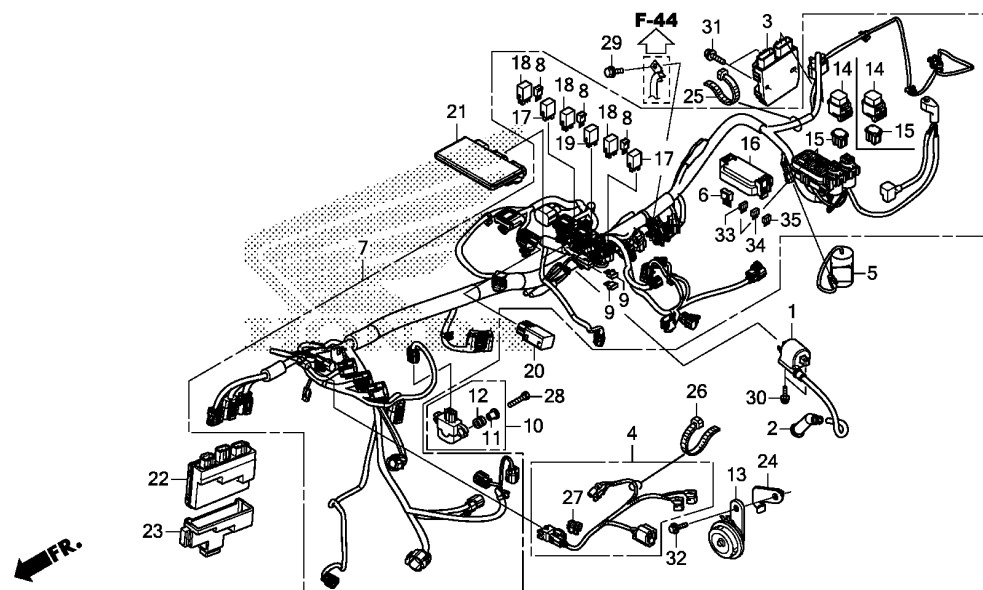
Ref. No.	L.O.N.	(Relative ref. Number) Description	F.R.T.
1	610100	BATTERY	0.2
2	612115	CABLE, STARTER MOTOR	0.7
3	610110	CABLE, NEGATIVE BATTERY	0.6
4	6111E9	CORD, EARTH	1.0
5	615113	SWITCH, STARTER MAGNETIC	0.4

Ref. No.	Part No.	Description	Reqd. QTY								Serial No.	Parts catalogue code
			TRX500			FA6			FA7			
			F	FA5 G	H	F	G	H	G	H		
1	31500-HR0-F11	BATTERY (GYZ16H) (GS YUASA)	1	1	1	1	1	1	-	-	-----	ED
	31500-HR0-F01	1	1	-	1	1	1	1	1	-----	U
2	32405-HR6-A60	CABLE, STARTER MOTOR	1	1	1	1	1	1	1	1		
3	32601-HR3-A20	CABLE, BATTERY EARTH	1	1	1	1	1	1	1	1		
4	32603-HR6-A60	CABLE, FRAME EARTH	1	1	1	1	1	1	1	1		
5	35850-HN7-003	SWITCH ASSY., STARTER MAGNETIC	1	1	1	1	1	1	1	1		
6	35856-HP5-600	RUBBER, MAGNETIC SHOCK	1	1	1	1	1	1	1	1		
7	50334-HR0-F00	RUBBER, BATTERY	1	1	1	1	1	1	1	1		
8	90052-ZA0-800	WASHER, SPRING, 6MM	2	2	2	2	2	2	2	2		
9	90071-MB0-000	NUT-WASHER, 6MM	1	1	1	1	1	1	1	1		
10	90652-KT1-771	BAND, WIRE (BLACK)	1	1	1	1	1	1	1	1		
11	94002-06390-0S	NUT, HEX., 6MM	2	2	2	2	2	2	2	2		
12	95012-17001	BAND F, BATTERY (155MM)	1	1	1	1	1	1	1	1		
13	95701-06012-00	BOLT, FLANGE, 6X12	1	1	1	1	1	1	1	1		



F-45

WIRE HARNESS



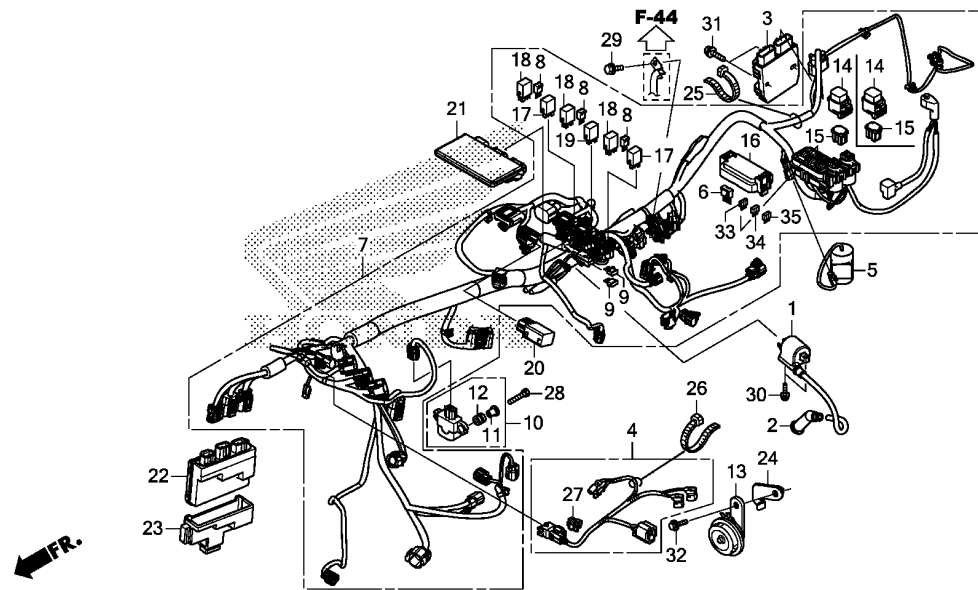
Ref. No.	L.O.N.	(Relative ref. Number) Description	F.R.T.
1	614105	COIL, IGNITION	0.5
2	6141E3	CAP, NOISE SUPPRESSOR	0.3
3	6131B2	RECTIFIER, REGULATE	0.3
4	6111R5	SUB HARNESS, ACCESSORY	0.5
5	6131C1	CONDENSER	0.2
6	6131B4	DIODE, THREE WAY	0.2
7	611100	HARNESS, WIRE	2.2
8	611100D	.EPS add	0.1
		(9)	
	6131E0	DIODE	0.3
		.NOTE: relay box side	
	6131E0A	.Replace 1 diode add	0.1
10	617125	SENSOR, BANK ANGLE	0.5
13	616169	HORN	0.3
17	6111G1	RELAY, FUEL PUMP	0.3
	6111U9	RELAY, FAIL SAFE	0.3
18	6111L9	RELAY, INHIBITOR	0.3
	6111V0	RELAY, DIFFERENTIAL LOCK	0.3
	6111VOA	.Replace 1 differential lock relay add	0.1
19	611155	RELAY, MAIN	0.3
20	6111V1	RELAY, PULLBACK	0.2
21	618135	ENGINE CONTROL MODULE(ECM)	0.3
22	6181C2	CONTROL UNIT, EPS	0.5

HR63F4500

Ref. No.	Part No.	Description	Reqd. QTY									Serial No.	Parts catalogue code
			FA5			TRX500			FA7				
			F	G	H	F	G	H	G	H			
1	30510-HR3-A21	COIL COMP., IGNITION	1	1	1	1	1	1	1	1			
2	30700-MBN-671	CAP ASSY., NOISE SUPPRESSOR	1	1	1	1	1	1	1	1			
3	31600-MGZ-J01	RECTIFIER ASSY., REGULATOR	1	1	1	1	1	1	1	1			
4	31651-HR4-G20	SUB HARNESS, ACCESSORY	1	1	1	1	1	1	1	1			
5	31700-HP1-841	CONDENSER UNIT	1	1	1	1	1	1	1	1			
6	31730-MAS-601	DIODE ASSY., THREE WAY (SUMITOMO)	1	1	1	1	1	1	1	1			
7	32100-HR6-A60	HARNESS, WIRE	1	1	1	-	-	-	-	-			
	32100-HR6-A70	-	-	-	1	1	1	1	1			
8	32146-SH3-003	CONNECTOR, DIODE(2P)	3	3	3	3	3	3	3	3			
9	32146-SJ4-003	DIODE(3P)	2	2	2	2	2	2	2	2			
10	35160-HR0-F01	SENSOR ASSY., BANK ANGLE	1	1	1	1	1	1	1	1			
11	35162-MGC-003	COLLAR	2	2	2	2	2	2	2	2			
12	35163-MGC-003	GROMMET	2	2	2	2	2	2	2	2			
13	38110-HC4-732	HORN COMP.(HIGH)	1	1	1	1	1	1	1	1			
14	38205-HP0-B11	COVER ASSY., FUSE(40A)	1	1	1	2	2	2	2	2			
15	38211-SNA-A21	FUSE, BLOCK(40A)	1	1	1	2	2	2	2	2			
16	38230-HR4-A40	COVER SET, FUSE	1	1	1	1	1	1	1	1			
17	38501-MCS-G01	RELAY COMP., POWER (MICRO ISO 4P)	2	2	2	2	2	2	2	2			
18	38502-MCS-G01	RELAY COMP., POWER (MICRO ISO 5P)	3	3	3	3	3	3	3	3			
19	38503-MCA-A61	RELAY COMP., POWER (MICRO ISO 4P)	1	1	1	1	1	1	1	1			
20	38580-HR4-A21	RELAY, DIFFLOCK PULLBACK	1	1	1	1	1	1	1	1			

F-45

WIRE HARNESS

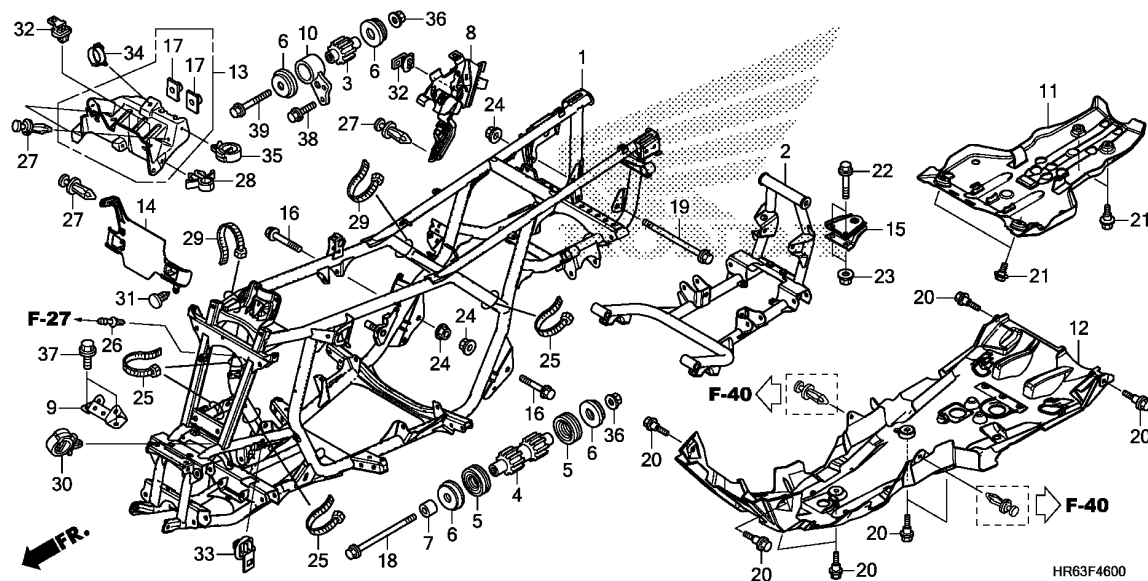


HR63F4500

Ref. No.	Part No.	Description	Reqd. QTY										Serial No.	Parts catalogue code
			TRX500											
			FA5			FA6			FA7					
F	G	H	F	G	H	G	H	G	H					
21	38770-HR6-A63	PGM-FI UNIT	1	1	-	1	1	-	1	-				
	38770-HR6-G62	-	-	1	-	-	1	-	1	-	1		
22	39980-HR6-A61	EPS UNIT	-	-	-	1	1	1	1	1	1			
23	39981-HN2-B70	CUSHION, EPS UNIT	-	-	-	1	1	1	1	1	1			
24	50330-HR3-A40	STAY, HORN	1	1	1	1	1	1	1	1	1			
25	90651-KV6-003	BAND, WIRE, 165MM(BLACK)	1	1	1	1	1	1	1	1	1			
26	90651-MA6-720	BAND, WIRE HARNESS	1	1	1	1	1	1	1	1	1			
27	91535-TA0-003	CLIP, COUPLER(DARK BROWN) ...	1	1	1	1	1	1	1	1	1			
28	92101-06025-0A	BOLT, HEX., 6X25	2	2	2	2	2	2	2	2	2			
29	95701-06014-00	BOLT, FLANGE, 6X14	1	1	1	1	1	1	1	1	1			
30	95701-06018-00	BOLT, FLANGE, 6X18	2	2	2	2	2	2	2	2	2			
31	95701-06022-00	BOLT, FLANGE, 6X22	2	2	2	2	2	2	2	2	2			
32	95701-08016-07	BOLT, FLANGE, 8X16	1	1	1	1	1	1	1	1	1			
33	98200-41000	FUSE, MINI (10A)	3	3	3	3	3	3	3	3	3			
34	98200-42000	FUSE, MINI (20A)	4	4	4	4	4	4	4	4	4			
35	98200-43000	FUSE, MINI (30A)	2	2	2	2	2	2	2	2	2			

F-46

FRAME BODY



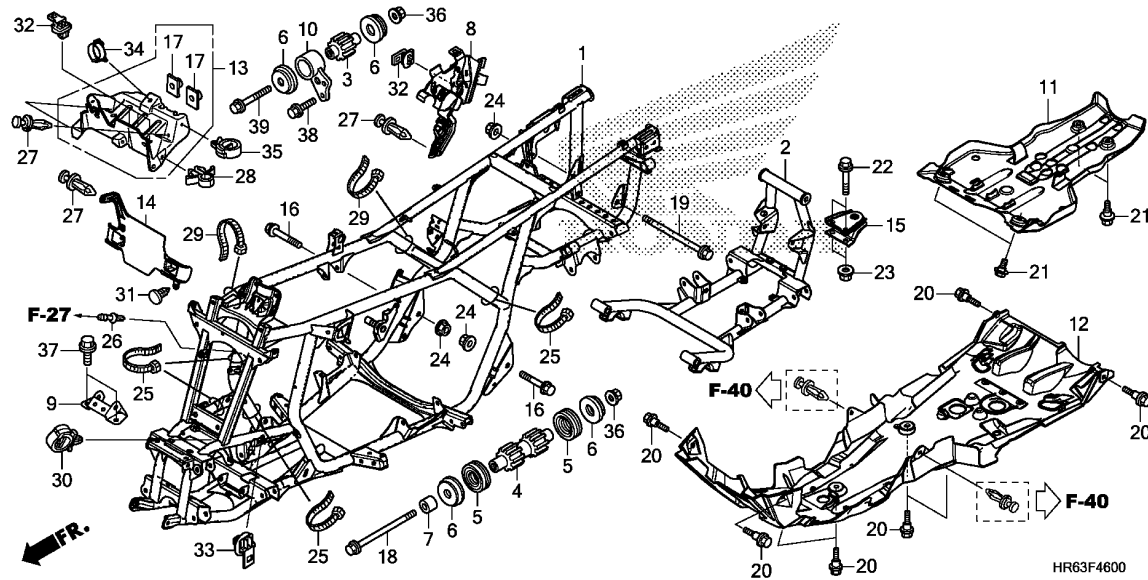
Ref. No.	L.O.N.	(Relative ref. Number) Description	F.R.T.
1	410100	BODY, FRAMEINCLUDES: Engine removal and installation	12.6
	410100P	.EPS add	0.1
2	4101A5	FRAME :REAR	2.6
11	4101F8	GUARD, ENGINE :REAR	0.2
12	4101F7	GUARD, ENGINE :FRONT	0.4

3

Ref. No.	Part No.	Description	Reqd. QTY									Serial No.	Parts catalogue code
			TRX500			FA6			FA7				
			F	FA5 G	H	F	G	H	G	H			
1	50100-HR6-A60	BODY COMP., FRAME	1	1	1	1	1	1	1	1			
2	50200-HR6-A60	FRAME COMP., RR. UNDER	1	1	1	1	1	1	1	1			
3	50201-HP5-600	RUBBER, ENGINE HEAD MOUNTING	1	1	1	1	1	1	1	1			
4	50202-HP0-A50	RUBBER, ENGINE LOWER MOUNTING	2	2	2	2	2	2	2	2			
5	50203-HM7-003	DUST SEAL, ENGINE MOUNTING ..	4	4	4	4	4	4	4	4			
6	50204-HP5-600	RUBBER C, MOUNTING	6	6	6	6	6	6	6	6			
7	50205-HM8-000	COLLAR, ENGINE HANGER	2	2	2	2	2	2	2	2			
8	50340-HR6-A60	STAY, COUPLER(SIDE)	1	1	1	1	1	1	1	1			
9	50350-HR3-A20	BRACKET, FR. GEAR CASE	1	1	1	1	1	1	1	1			
10	50351-HP5-600	BRACKET, HEAD HANGER	1	1	1	1	1	1	1	1			
11	50355-HR6-A60	SKID, RR. GEAR CASE	1	1	1	1	1	1	1	1			
12	50360-HR3-A20ZA	GUARD, ENGINE *NH1*.....BLACK	1	1	1	1	1	1	1	1			
13	50370-HR3-A20	STAY COMP., COUPLER(FR.)	1	1	1	1	1	1	1	1			
14	50380-HR6-A60	DEFLECTOR, AIR	1	1	1	1	1	1	1	1			
15	50810-HN8-000	HITCH COMP., TRAILER	1	1	1	1	1	1	1	1			
16	52101-HR3-A20	BOLT, SWINGARM PIVOT(12X70) ..	2	2	2	2	2	2	2	2			
17	61304-958-003	NUT, SPECIAL, 6X7	2	2	2	2	2	2	2	2			
18	90103-147-000	BOLT, ENGINE HANGER, 10X148 ..	2	2	2	2	2	2	2	2			
19	90106-MEJ-000	BOLT, FLANGE, 12X193	1	1	1	1	1	1	1	1			
20	90111-147-000	BOLT, FLANGE, 6MM	8	8	8	8	8	8	8	8			
21	90111-187-000	BOLT, FLANGE, 6MM	4	4	4	4	4	4	4	4			
22	90120-HC4-000	BOLT, FLANGE, 10X50	2	2	2	2	2	2	2	2			
23	90305-HC0-770	NUT, SELF-LOCK, 10MM	2	2	2	2	2	2	2	2			
24	90306-181-761	NUT, FLANGE, 12MM	3	3	3	3	3	3	3	3			

F-46

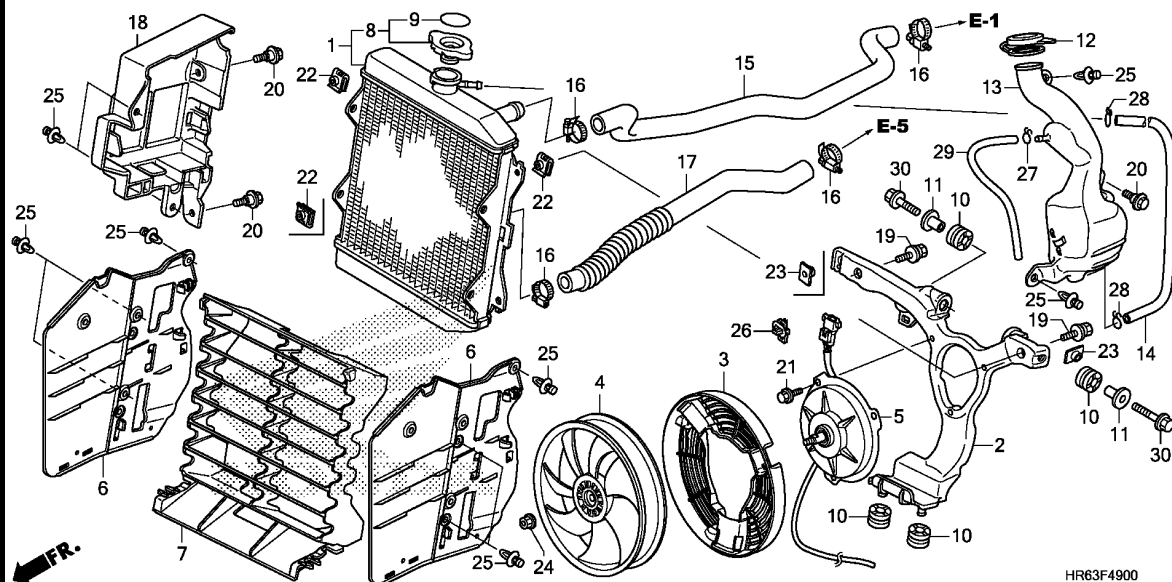
FRAME BODY



Ref. No.	Part No.	Description	Reqd. QTY										Serial No.	Parts catalogue code
			FA5			TRX500			FA6			FA7		
			F	G	H	F	G	H	G	H				
25	90651-KV6-003	BAND, WIRE, 165MM(BLACK) ----	4	4	4	4	4	4	4	4				
26	90652-HF7-003	JOINT, BREATHER TUBE	1	1	1	1	1	1	1	1				
27	90653-HC4-900	CLIP, MUDGUARD	4	4	4	4	4	4	4	4				
28	90654-SA4-003	CLIP, WIRE HARNESS, 6MM(WHITE)	1	1	1	1	1	1	1	1				
29	90679-SG9-E01	BAND, SUCTION HOSE(BLACK) ---	2	2	2	2	2	2	2	2				
30	90684-ZA0-601	CLIP, HARNESS	1	1	1	1	1	1	1	1				
31	91504-SD5-901	CLIP, WASHER MOUTH	1	1	1	1	1	1	1	1				
32	91535-STK-003	CLIP, COUPLER(DARK BLUE) ----	4	4	4	4	4	4	4	4				
33	91535-TF0-003	CLIP, COUPLER(BROWN)	1	1	1	1	1	1	1	1				
34	91556-SK7-003	CLIP, WIRE HARNESS(BLACK) ---	1	1	1	1	1	1	1	1				
35	91558-SD5-003	CLIP, WIRE HARNESS(BLACK) ---	1	1	1	1	1	1	1	1				
36	94050-10000	NUT, FLANGE, 10MM	3	3	3	3	3	3	3	3				
37	95701-08016-07	BOLT, FLANGE, 8X16	2	2	2	2	2	2	2	2				
38	95701-08022-00	BOLT, FLANGE, 8X22	2	2	2	2	2	2	2	2				
39	95701-10060-00	BOLT, FLANGE, 10X60	1	1	1	1	1	1	1	1				

F-49

RADIATOR



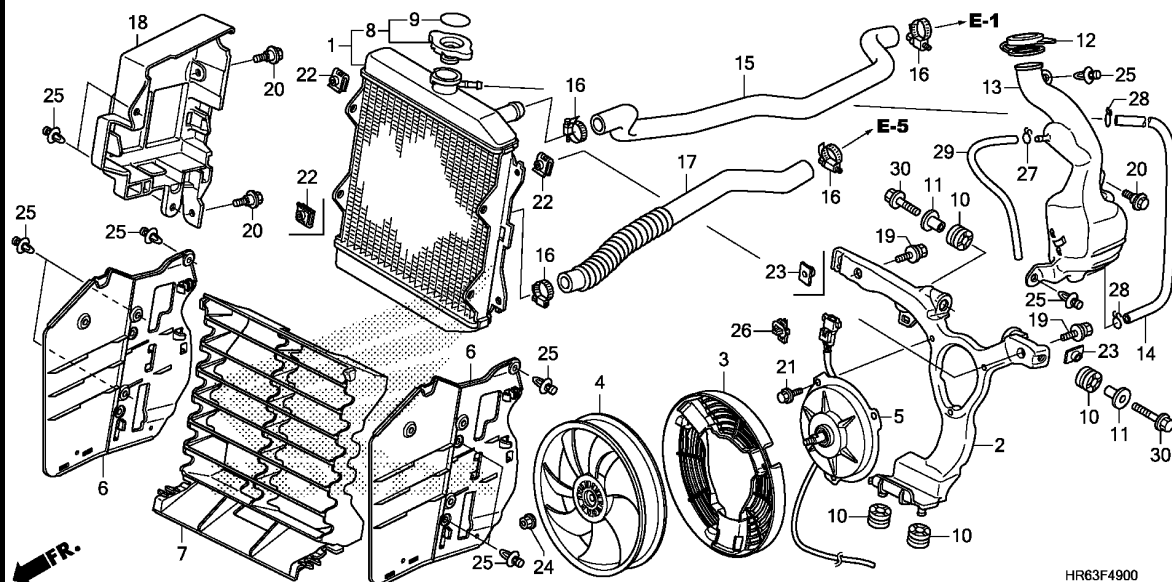
Ref. No.	L.O.N.	(Relative ref. Number) Description	F.R.T.
1	1151C3	RADIATOR	1.0
2	1151H9	STAY, COOLING FAN	1.0
4	1151A6	FAN, COOLING	1.0
5	1151A7	MOTOR, FAN	1.1
6	1151G1	COVER, RADIATOR GRILLE :LEFT	0.2
	1151G2	COVER, RADIATOR GRILLE :RIGHT	0.2
	1151G8	COVER, RADIATOR GRILLE :BOTH	0.4
7	1151B1	GRILLE, RADIATOR	0.3
8	1151B8	CAP, RADIATOR	0.1
13	115110	TANK, RADIATOR RESERVE	0.3
14	1151D6	TUBE, RADIATOR RESERVE	0.3
15	115103	HOSE, RADIATOR :UPPER	0.7
17	115104	HOSE, RADIATOR :LOWER	0.7

3

Ref. No.	Part No.	Description	Reqd. QTY										Serial No.	Parts catalogue code
			TRX500											
			FA5		FA6		FA7		FA7					
F	G	H	F	G	H	G	H							
1	19010-HR3-J21	RADIATOR COMP.(T.RAD)	1	1	1	1	1	1	-	-	-	-	ED	
	19010-HR3-A21		1	1	-	1	1	1	1	1	1	-	U	
2	19015-HR3-A20	STAY, COOLING FAN	1	1	1	1	1	1	1	1	1	-		
3	19016-HR3-J20	COVER, FAN	1	1	1	1	1	1	-	-	-	-	ED	
4	19020-HN2-003	FAN COMP., COOLING	1	1	1	1	1	1	1	1	1	1		
5	19030-HR3-A21	MOTOR ASSY., FAN	1	1	1	1	1	1	1	1	1	1		
6	19033-HR3-A20	COVER, RADIATOR GRILLE	2	2	2	2	2	2	2	2	2	2		
7	19034-HR3-A20	COVER, RADIATOR GRILLE CENTER	1	1	1	1	1	1	1	1	1	1		
8	19037-MCA-G61	CAP COMP., RADIATOR	1	1	1	1	1	1	-	-	-	-	ED	
	19037-GEE-710		1	1	-	1	1	1	1	1	1	1	U	
9	19046-MCA-G61	LABEL, RADIATOR CAP	1	1	1	1	1	1	-	-	-	-	ED	
	19046-PAA-A00		1	1	-	1	1	1	1	1	1	1	U	
10	19051-KA3-830	RUBBER, RADIATOR MOUNTING	4	4	4	4	4	4	4	4	4	4		
11	19052-MGH-640	COLLAR, RADIATOR MOUNTING	2	2	2	2	2	2	2	2	2	2		
12	19104-MB0-700	CAP, RESERVE TANK	1	1	1	1	1	1	1	1	1	1		
13	19110-HR3-A20	TANK, RADIATOR RESERVE	1	1	1	1	1	1	1	1	1	1		
14	19111-HR3-A20	TUBE, RADIATOR RESERVE	1	1	1	1	1	1	1	1	1	1		
15	19501-HR3-A20	HOSE, WATER UPPER	1	1	1	1	1	1	1	1	1	1		
16	19503-HN2-A60	BAND, WATER HOSE(27MM)	4	4	4	4	4	4	4	4	4	4		
17	19503-HR3-A70	HOSE, WATER LOWER	1	1	1	1	1	1	1	1	1	1		
18	35620-HR3-A70	HOLDER, EPS ECU	-	-	-	1	1	1	1	1	1	1		
19	90107-HN8-003	BOLT-WASHER, 6X15	2	2	2	2	2	2	2	2	2	2		
20	90111-162-000	BOLT, FLANGE, 6MM	1	1	1	3	3	3	3	3	3	3		
21	90196-MBB-003	BOLT, FLANGE, 5X10	3	3	3	3	3	3	3	3	3	3		
22	90201-KPR-901	NUT, CLIP, 6MM	2	2	2	3	3	3	3	3	3	3		

F-49

RADIATOR

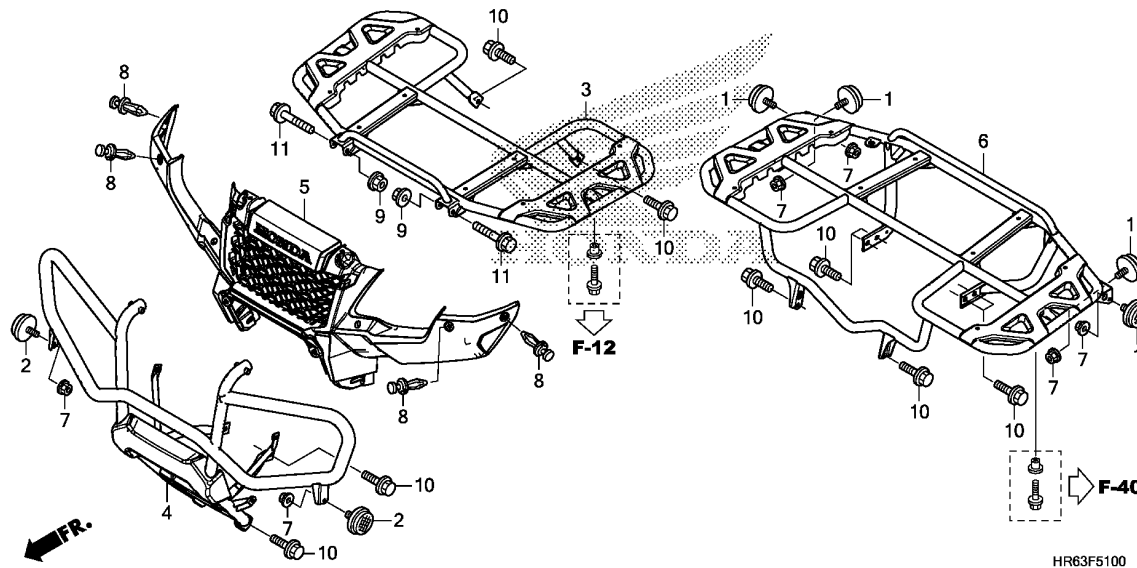


HR63F4900

Ref. No.	Part No.	Description	Reqd. QTY										Serial No.	Parts catalogue code
			FA5			TRX500			FA6			FA7		
			F	G	H	F	G	H	G	H	G	H		
23	90303-HA0-680	NUT, SPECIAL, 6X7	1	1	1	2	2	2	2	2	2	2		
24	90315-MK3-003	NUT, SERRATE, 5MM	1	1	1	1	1	1	1	1	1	1		
25	90653-HC4-900	CLIP, MUDGUARD	8	8	8	10	10	10	10	10	10	10		
26	91535-STK-003	CLIP, COUPLER (DARK BLUE)	1	1	1	1	1	1	1	1	1	1		
27	95002-02080	CLIP, TUBE (B8)	1	1	1	1	1	1	1	1	1	1		
28	95002-02100	CLIP, TUBE (B10)	2	2	2	2	2	2	2	2	2	2		
29	95003-10023-10	TUBE, VINYL, 5X8X230	1	1	1	1	1	1	1	1	1	1		
30	95701-06022-08	BOLT, FLANGE, 6X22	2	2	2	2	2	2	2	2	2	2		

F-51

CARRIER



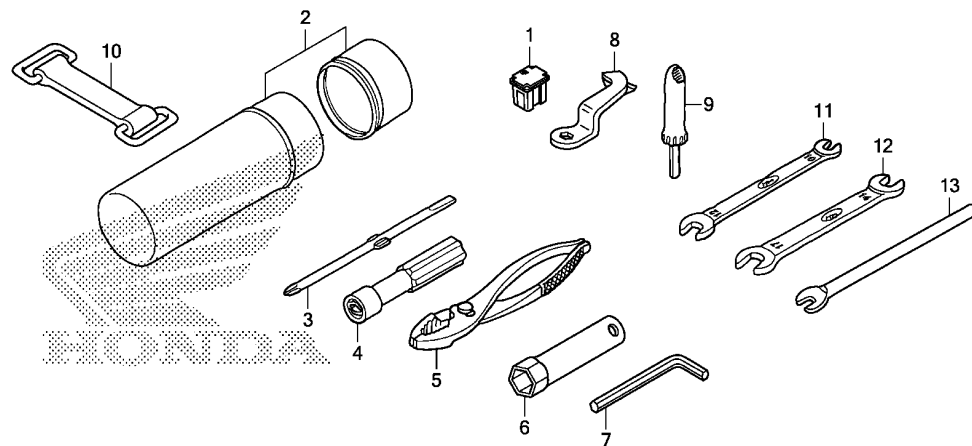
Ref. No.	L.O.N.	(Relative ref. Number) Description	F.R.T.
3	4101H5	CARRIER, LUGGAGE :FRONT	0.2
4	4101H3	PIPE, FRONT CARRY	0.7
5	4111F8	GRILLE, FRONT	0.9
6	4101H6	CARRIER, LUGGAGE :REAR	0.2

3

Ref. No.	Part No.	Description	Reqd. QTY									Serial No.	Parts catalogue code
			TRX500			FA6			FA7				
			F	FA5 G	H	F	FA6 G	H	G	FA7 H			
1	33741-HB9-641	REFLECTOR, RR. REFLEX(RED) ..	4	4	4	4	4	4	4	4			
2	33742-HB9-641	REFLECTOR, FR. REFLEX(AMBER)	2	2	2	2	2	2	2	2			
3	81100-HR6-A60ZA	CARRIER, FR. LUGGAGE *NH1*.....BLACK	1	1	1	1	1	1	1	1			
4	81150-HR6-G60ZA	PIPE COMP., FR. CARRY *NH1*.....BLACK	1	1	1	1	1	1	1	1			
5	81170-HR6-A60ZA	GRILLE, FR. *NH1*.....BLACK	1	1	1	1	1	1	1	1			
6	81300-HR6-G60ZA	CARRIER, LUGGAGE *NH1*.....BLACK	1	1	1	1	1	1	1	1			
7	90301-473-003	NUT, U, 6MM(FUSE RASHI)	6	6	6	6	6	6	6	6			
8	90653-HC4-900	CLIP, MUDGUARD	4	4	4	4	4	4	4	4			
9	94050-08070	NUT, FLANGE, 8MM	2	2	2	2	2	2	2	2			
10	95701-08016-07	BOLT, FLANGE, 8X16	12	12	12	12	12	12	12	12			
11	95801-08055-07	BOLT, FLANGE, 8X55	2	2	2	2	2	2	2	2			

F-52

TOOLS



HR63F5200

Ref. L.O.N. (Relative ref. Number) F.R.T.
No. Description

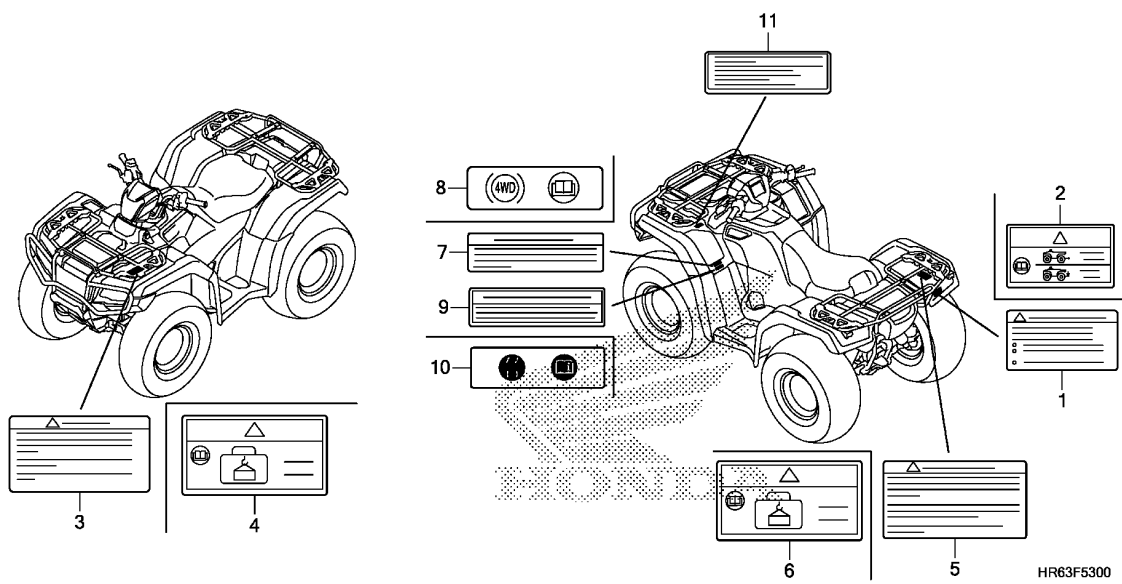
NO INFORMATION

Ref. No.	Part No.	Description	Reqd. QTY										Serial No.	Parts catalogue code
			TRX500											
			FA5			FA6			FA7					
F	G	H	F	G	H	G	H	G	H					
1	38211-SNA-A21	FUSE, BLOCK(40A)	1	1	1	1	1	1	1	1	1			
2	83501-152-000	BOX, TOOL	1	1	1	1	1	1	1	1	1			
3	89102-538-000	DRIVER, SCREW(NO.2 + -)	1	1	1	1	1	1	1	1	1			
4	89103-538-000	GRIP	1	1	1	1	1	1	1	1	1			
5	89210-GBJ-J00	PLIERS, 135(RIKEN)	1	1	1	1	1	1	1	1	1			
	89210-GBJ-J10	PLIERS, 135(KOWA)	1	1	1	1	1	1	1	1	1			
	99002-13500	PLIERS, 135	1	1	1	1	1	1	1	1	1			
6	89216-MBN-670	WRENCH, PLUG	1	1	1	1	1	1	1	1	1			
7	89221-429-000	WRENCH, HEX., 5MM	1	1	1	1	1	1	1	1	1			
8	89227-HR3-A60	TOOL, GEAR CHANGE	1	1	1	1	1	1	1	1	1			
9	89301-HA0-771	GAUGE, TIRE PRESSURE(KOWA) ..	1	1	1	1	1	1	1	1	1			
10	95012-11001	BAND A, BATTERY	1	1	1	1	1	1	1	1	1			
11	99001-10120	SPANNER, 10X12	1	1	1	1	1	1	1	1	1			
12	99001-14170	SPANNER, 14X17	1	1	1	1	1	1	1	1	1			
13	99005-02000	BAR B, HANDLE	1	1	1	1	1	1	1	1	1			



F-53

CAUTION LABEL



Ref. No.	L.O.N.	(Relative ref. Number) Description	F.R.T.
----------	--------	------------------------------------	--------

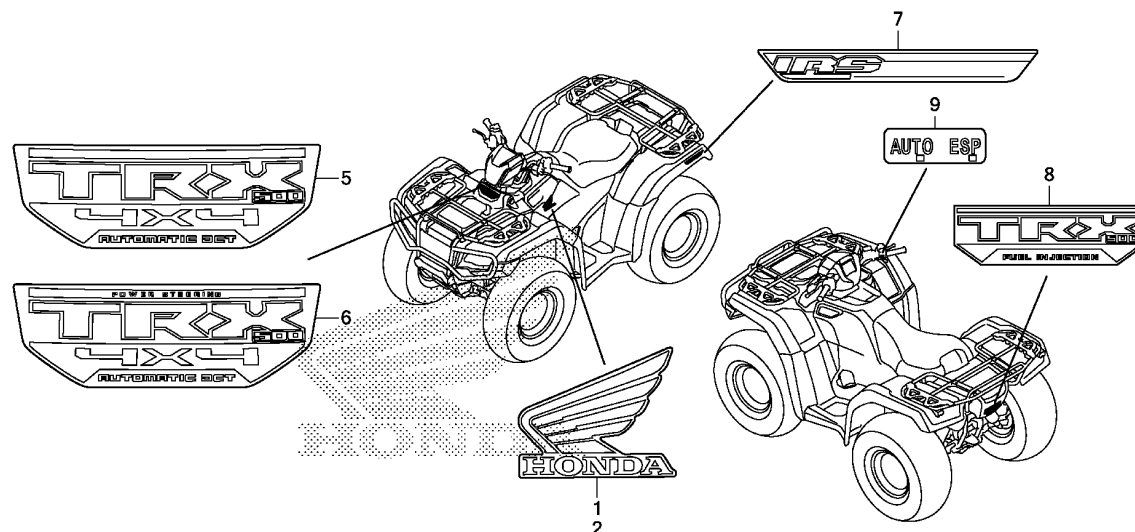
NO INFORMATION

3

Ref. No.	Part No.	Description	Reqd. QTY									Serial No.	Parts catalogue code		
			TRX500												
			FA5			FA6			FA7						
F	G	H	F	G	H	G	H								
1	87508-HR6-A60	LABEL, TRAILER HITCH	1	1	-	1	1	1	1	1	1	1	-----	-----	U
2	87508-HR6-J60	LABEL, TRAILER HITCH	1	1	1	1	1	1	1	-	-	-	-----	-----	ED
3	87511-HR6-A60	LABEL, FR. CARRIER	1	1	-	1	1	1	1	1	1	1	-----	-----	U
4	87511-HR6-J60	LABEL, FR. CARRIER	1	1	1	1	1	1	1	-	-	-	-----	-----	ED
5	87512-HR6-A60	LABEL, RR. CARRIER	1	1	-	1	1	1	1	1	1	1	-----	-----	U
6	87512-HR6-J60	LABEL, RR. CARRIER	1	1	1	1	1	1	-	-	-	-	-----	-----	ED
7	87543-HM7-700	LABEL, BRAKING INFORMATION (4WD)	1	1	-	1	1	1	1	1	1	1	-----	-----	U
8	87543-HN8-760	LABEL, BRAKING INFORMATION (4WD)	1	1	1	1	1	1	-	-	-	-	-----	-----	ED
9	87544-HR4-A20	LABEL, DRIVELINE INFORMATION (ENGLISH)	1	1	-	1	1	1	1	1	1	1	-----	-----	U
10	87544-HR4-J20	LABEL, DRIVELINE INFORMATION	1	1	1	1	1	1	1	-	-	-	-----	-----	ED
11	87562-HM8-850	LABEL, FRENCH TRANSLATION ...	1	1	1	1	1	1	-	-	-	-	-----	-----	ED

F-54

MARK/EMBLEM



HR63F5400A

Ref. L.O.N. (Relative ref. Number) F.R.T.
No. Description

NO INFORMATION

Ref. No.	Part No.	Description	Reqd. QTY									Serial No.	Parts catalogue code
			FA5			TRX500			FA7				
			F	G	H	F	G	H	G	H			
1	86201-HR6-A60ZC	MARK, R. WING(130MM) *TYPE1*.....	1	1	1	1	1	1	-	-			
	87121-HP0-A20ZB	EMBLEM, R. FUEL TANK COVER *TYPE2*.....	1	1	1	-	-	1	-	-			
	86201-HR6-A60ZB	MARK, R. WING(130MM) *TYPE2*.....	-	-	-	-	-	-	1	1			
	86201-HR6-A60ZA	*TYPE3*.....	-	-	-	-	-	-	-	1			
2	86202-HR6-A60ZC	MARK, L. WING(130MM) *TYPE1*.....	1	1	1	1	1	1	-	-			
	87122-HP0-A20ZB	EMBLEM, L. FUEL TANK COVER *TYPE2*.....	1	1	1	-	-	1	-	-			
	86202-HR6-A60ZB	MARK, L. WING(130MM) *TYPE2*.....	-	-	-	-	-	-	1	1			
	86202-HR6-A60ZA	*TYPE3*.....	-	-	-	-	-	-	-	1			
5	86611-HR6-G60ZA	MARK, FR. CENTER COVER *TYPE1*.....	1	1	1	-	-	-	-	-			
6	86611-HR6-G70ZB	MARK, FR. CENTER COVER *TYPE1*.....	-	-	-	1	1	1	-	-			
	86611-HR6-N80ZB	*TYPE1*.....	-	-	-	-	-	-	1	1			
7	86801-HR6-A60ZB	MARK, RR. FENDER *TYPE1*.....	2	2	2	2	2	2	-	-			
	86801-HR6-A60ZA	*TYPE2*.....	-	-	-	-	-	-	2	2			
8	86802-HR6-G60ZB	MARK, TOOL BOX LID *TYPE1*.....	1	1	1	1	1	1	-	-			
	86802-HR6-N80ZA	*TYPE1*.....	-	-	-	-	-	-	1	1			
9	87516-HR3-A60	MARK, SELECT(ESP/AUTO)	1	1	1	1	1	1	1	1			

PART NO. INDEX

Part Number	Page Ref.	Part Number	Page Ref.	Part Number	Page Ref.	Part Number	Page Ref.	Part Number	Page Ref.	Part Number	Page Ref.
28000		33000		37881-P2A-000	120 21	41450-MG9-000	111 13	41649-HP5-600	112 15	43249-S04-003	107 24
28102-ME9-000	63 1	33103-KSC-670	79 1	38000		41451-MG9-000	111 13	41650-HP5-600	112 15	43251-HN8-B01	114 8
28110-HP5-600	63 2	33107-KAE-771	79 2	38110-HC4-732	132 13	41452-MG9-000	111 13	41651-HP5-600	112 15	43310-HR6-A61	109 1
28125-HR0-F01	63 3	33110-HR3-A20	79 3	38205-HP0-B11	132 14	41453-MG9-000	111 13	41652-HP5-600	112 15	43352-568-003	104 3
28130-HP5-600	63 4	33117-KBR-730	79 4	38211-SNA-A21	132 15	41454-MG9-000	111 13	41653-HP5-600	112 15	43352-HC5-971	107 25
28400-HR0-F21	74 1	33130-HR6-A60	79 5	38230-HR4-A40	132 16	41455-MG9-000	111 13	41661-HR4-A21	102 21	43353-461-771	104 4
28407-HM7-A11	74 2	33150-HR6-A61	79 6	38501-MCS-G01	132 17	41456-MG9-000	111 13	41665-HR4-A21	102 22	43452-HR3-A20	108 26
28430-HP5-660	74 3	33160-HR3-A20	79 7	38502-MCS-G01	132 18	41500-HR5-A21	100 13	41666-HR4-A21	102 23	43459-HB2-000	108 27
28461-HP5-661	74 4	33700-HP5-A50	130 1	38503-MCA-A61	132 19	41521-HR4-A21	100 14	41700-HR4-A21	102 24	43460-HR6-A61	81 11
		33741-HB9-641	138 1	38562-663-920	116 17	41527-HR4-A21	100 15	41713-HR3-A60	102 25	43462-HR6-A60	109 2
		33742-HB9-641	138 2	38580-HR4-A21	132 20	41531-HR4-A21	100 16	42000		43464-HR6-A60	109 3
30000		34000		38562-663-920	116 17	41540-HR4-A21	100 17	42206-HA7-671	96 1	43503-MB2-006	109 4
30510-HR3-A21	132 1	34901-HR3-A21	79 8	38610-HN8-003	70 10	41541-HA0-000	111 14	42209-HC5-003	96 2	43504-MB2-006	109 5
30700-MBN-671	132 2	34901-HR6-A60	79 9	38615-HN8-003	70 11	41541-HR4-A21	100 17	42220-HR6-A61	126 1	43510-HN8-016	109 6
		35000			77 1	41542-HA0-000	111 14	42230-HR6-A61	126 2	43511-MR7-016	109 7
31000		35100-HR6-A61	86 1	38630-HN8-003	70 12	41542-HR4-A21	100 17	42240-HR6-A61	126 3	43512-HR6-A61	109 8
31110-HR6-A61	62 1	35121-HF1-881	86 2	38770-HR6-A63	133 21	41543-HA0-000	111 14	42250-HR6-A61	126 4	43513-MY1-006	109 9
31120-HR6-A61	62 2	35122-HF1-881	86 2	38770-HR6-G62	133 21	41543-HR4-A21	100 17	42400-HR4-A21	102 26	43514-KS6-701	109 10
31200-HR0-F01	64 1	35140-HR6-A62	81 3	38800-HR3-A21	60 15	41544-HA0-000	111 14	42440-HN5-671	102 27	43514-MN9-006	109 11
31201-MEW-921	64 2	35160-HR0-F01	132 10			41544-HR4-A21	101 17	42451-HN7-003	102 28	43520-MG9-315	109 12
31202-MEW-921	64 3	35162-MGC-003	132 11	39000		41545-HA0-000	112 14	42452-HN7-003	102 28	43530-MM5-006	109 13
31203-MEW-921	64 4	35163-MGC-003	132 12	39980-HR6-A61	133 22	41545-HR4-A21	101 17	42453-HN7-003	102 28	44000	
31204-MEW-921	64 5	35180-HM8-851	81 4	39981-HN2-B70	133 23	41546-HA0-000	112 14	42454-HN7-003	102 28	44207-HN8-A41	96 3
31205-HP5-601	64 6	35181-HM8-V81	81 5			41546-HR4-A21	101 17	42455-HN7-003	102 28	44215-HR3-W51	98 1
31206-MEW-921	64 7	35300-HR3-A61	81 6	40000		41547-HA0-000	112 14	42456-HN7-003	102 28	44216-HR3-W51	98 2
31207-HP5-601	64 8	35340-MGS-D31	84 1	40200-HR6-A60	114 1	41547-HR4-A21	101 17	42457-HN7-003	102 28	44220-HR3-A21	96 4
31208-MEW-921	64 9	35340-ML4-005	81 7	40203-HP7-A00	114 2	41548-HA0-000	112 14	42461-HN5-671	102 29	44220-HR3-W51	96 4
31209-MEW-921	64 10	35345-HF1-830	81 8	40215-HM7-000	100 4	41548-HR4-A21	101 17	42610-HP7-A00	106 1	44220-HR3-W51	98 3
31210-MEW-921	64 11	35350-HR6-A61	123 1	40215-HN0-671	114 3	41549-HR4-A21	101 17	42650-HR5-A20ZA	106 2	44225-HL3-A01	126 5
31300-HP5-601	54 5	35357-HP5-600	123 2	40321-HR0-F00	114 5	41551-HR4-A21	101 17	42650-HR6-A60	106 10	44225-HR3-A21	96 5
31500-HR0-F01	131 1	35400-HR6-A61	81 9	40322-HN8-000	114 6	41552-HR4-A21	101 17	42711-HR6-A61	106 3	44226-HL3-A01	126 6
31500-HR0-F11	131 1	35600-HN7-003	59 4	40323-HN8-000	114 7	41553-HR4-A21	101 17	42753-HF1-670	105 1	44226-HR3-A21	96 6
31600-MGZ-J01	132 3	40400-HR6-A61	60 13	40400-HR6-A61	100 5	41554-HR4-A21	101 17			44226-HR3-W51	98 4
31651-HR4-G20	132 4	40402-HR3-A20	100 6	40402-HR3-A20	100 6	41555-HR4-A21	101 17	43000		44227-HL3-A01	126 7
31652-HP0-A01	90 1	40410-HR6-A60	100 7	40420-HM7-A00	100 8	41556-HR4-A21	101 17	43150-HN8-006	107 3	44228-HL3-A01	126 8
31653-HP0-A01	90 2	40420-HM7-A00	100 8			41557-HR4-A21	101 17	43210-HN8-006	107 4	44228-HR3-A21	96 7
31655-HP0-A01	90 3			41000		41560-HR4-A21	101 18	43211-HN8-006	107 5	44230-HR3-A22	96 8
31700-HP1-841	132 5			41300-HR6-660	111 4	41565-HR4-A21	102 19	43211-HN8-006	107 5	44230-HR3-W51	98 5
31730-MAS-601	132 6			41300-HR6-A60	111 4	41627-HR4-A21	102 20	43215-SH3-931	107 6	44240-HR3-A22	96 9
				41311-HR6-A60	111 5	41631-HP5-600	112 15	43218-T5B-003	107 7	44240-HR3-W51	98 6
				41315-HL3-A00	111 6	41632-HP5-600	112 15	43223-SD2-932	107 8	44250-HR4-A22	96 10
				41331-HR6-A60	111 7	41633-HP5-600	112 15	43224-SD2-931	107 9	44319-SC2-003	126 9
				41400-HR6-A61	100 9	41634-HP5-600	112 15	43229-SD2-931	107 10	44337-ST5-003	126 10
				41405-HA7-670	100 10	41635-HP5-600	112 15	43232-TA0-A01	107 11	44338-ST5-003	126 11
						41637-HP5-600	112 15	43233-TR0-A01	107 12	44350-HR4-A22	96 11
						41638-HP5-600	112 15	43234-S04-003	107 13	44350-HR6-661	98 8
						41639-HP5-600	112 15	43235-S84-A51	107 14	44615-HR3-A20	105 2
						41640-HP5-600	112 15	43236-S04-003	107 15	44650-HR5-A20ZA	105 3
						41641-HP5-600	112 15	43238-SD2-931	107 16	44650-HR6-A60	105 12
						41642-HP5-600	112 15	43240-S6M-J51	107 17	44711-HR6-A61	105 4
						41643-HP5-600	112 15	43241-SD2-931	107 18	44732-HC4-010	105 5
						41644-HP5-600	112 15	43242-SD2-933	107 19		106 5
						41645-HP5-600	112 15	43243-HN8-006	107 20	44732-HR6-A60	105 13
						41646-HP5-600	112 15	43245-HN8-006	107 21		106 11
						41647-HP5-600	112 15	43246-HN8-006	107 22		
						41648-HP5-600	112 15	43248-SD2-933	107 23		

PART NO. INDEX

Part Number	Page	Ref.	Part Number	Page	Ref.	Part Number	Page	Ref.	Part Number	Page	Ref.	Part Number	Page	Ref.
87122-HP0-A20ZB	141	2	90103-HP7-A30	88	6	90244-HA0-000	102	35	90465-MM9-000	44	19	90654-HR4-A21	103	41
87508-HR6-A60	140	1	90103-MCS-G00	84	21	90301-473-003	138	7	90471-580-000	52	26	90654-SA4-003	135	28
87508-HR6-J60	140	2		109	18	90301-HM8-000	122	13		70	16	90660-SB2-000	129	17
87511-HR6-A60	140	3	90103-MY1-000	113	18	90301-HR6-A61	105	14		77	1	90662-HN5-M00	121	24
87511-HR6-J60	140	4	90105-HN8-000	92	16		106	12		103	37	90678-HN2-830	121	25
87512-HR6-A60	140	5		114	9	90302-187-000	129	15		113	25	90679-SG9-E01	135	29
87512-HR6-J60	140	6	90105-KR3-000	105	8	90303-HA0-680	137	23	90501-HA0-000	82	34	90684-ZA0-601	135	30
87516-HR3-A60	141	9	90106-MEJ-000	134	19	90304-HM7-A10	105	9	90501-HP7-A00	127	8	90696-HN2-830	121	26
87543-HM7-700	140	7	90107-HN8-003	136	19		106	7	90504-HA0-000	82	35	90741-ZE2-000	66	7
87543-HN8-760	140	8	90107-HP5-600	63	5	90305-HC0-770	87	7	90505-GJ3-600	60	17			
87544-HR4-A20	140	9	90109-371-000	102	32		88	8	90512-303-000	123	9	91000		
87544-HR4-J20	140	10		113	19		94	4	90545-300-000	59	8			
87562-HM8-850	140	11	90111-147-000	129	14		95	9		60	18			
				134	20		102	36		77	1	91001-HM7-008	66	8
				113	23		113	23		85	24	91002-HP5-601	66	9
89000			90111-162-000	86	11		124	9		110	21	91004-GGK-003	87	9
				91	21		124	9				91005-HP7-A01	69	33
				92	17		125	7	90545-MC0-000	52	27	91006-HP5-601	73	16
89102-538-000	139	3		115	19		127	7		77	1	91006-HP7-A01	60	21
89103-538-000	139	4		120	22		134	23				91006-HP7-A01	69	34
89210-GBJ-J00	139	5		136	20	90305-HC4-000	89	5	90554-KA5-680	52	28	91009-HF1-671	52	30
89210-GBJ-J10	139	5		96	19	90306-181-761	134	24	90554-MCA-000	69	31	91012-KF0-000	103	42
89216-MBN-670	139	6	90111-187-000	96	19	90309-KF0-003	92	21	90599-767-C10	52	29	91015-HR0-F21	59	10
89221-429-000	139	7		98	16	90310-HB9-000	95	10	90601-329-000	69	32	91021-HP7-A01	57	19
89227-HR3-A60	139	8		134	21		96	21	90602-GFZ-000	59	9		69	35
89301-HA0-771	139	9	90111-HP0-A00	123	8		98	18	90603-P24-A11	57	17		52	31
			90111-KT1-780	95	8		98	18	90603-PL4-000	57	17	91022-HP7-A01	52	31
				124	7	90314-HM5-A10	105	10	90604-HA0-000	60	19	91050-HN0-A11	54	6
				82	32		106	8	90605-166-720	55	11	91050-HN7-003	54	7
90002-892-000	75	20	90114-HM8-000	96	20	90315-MAT-006	109	20	90605-P24-A01	57	18	91051-719-003	72	25
90004-GHB-670	70	13	90114-HP0-A00	98	17	90315-MK3-003	137	24	90605-PC9-000	57	18	91051-HL3-A01	113	26
90004-GHB-700	70	14		84	22	90381-MT3-000	113	24	90613-HR6-A60	73	14	91051-HP6-A01	126	17
90005-MM4-000	44	14	90114-KGH-900	84	22	90401-HP0-A00	68	23	90616-HR6-A60	73	15	91051-HR3-A21	96	23
90009-PNA-000	44	15	90115-HA7-670	104	18	90401-HP1-670	69	24	90638-HN7-000	122	14		98	23
90012-426-000	46	16	90115-HR6-A60	82	33	90401-HP7-A00	69	25	90651-HP6-A00	126	16	91051-HR4-A21	103	43
90013-HR0-F00	65	5	90115-MAL-600	92	18	90403-HN8-000	69	26	90651-HR3-A20	96	22	91052-HR4-A21	103	44
90014-HR0-F00	65	6	90116-HP5-600	60	16		73	11		98	19	91053-719-005	52	32
90021-HP7-A00	71	20	90118-968-000	92	19		46	18	90651-HR3-W51	98	20	91053-HR4-A21	103	45
90021-MM5-000	59	6	90120-HC4-000	127	5	90403-HP5-600	46	18	90651-HR4-A21	103	38	91054-HR4-A21	103	46
90023-MM5-000	44	16		134	22	90405-HP7-A00	69	27	90651-KV6-003	60	20	91055-HR4-A21	103	47
90023-MR5-670	48	4	90121-HL1-A00	124	8	90406-HR6-A60	55	7		133	25	91060-HN0-A11	54	8
			90130-KPM-000	102	33	90407-HR6-A60	55	8		135	25	91062-HA7-672	113	27
			90131-MS6-900	108	32	90417-360-000	48	5	90651-MA5-671	85	25	91064-HL4-A01	113	26
90024-612-000	52	24	90133-HP5-600	113	20		71	22	90651-MA6-720	86	12	91101-HN2-003	55	12
			90134-HP5-600	113	21	90417-HA0-000	87	8		133	26	91101-MAM-A80	82	36
90051-PNA-000	115	17	90136-428-870	92	20		88	9	90652-HF7-003	135	26	91106-HN0-671	65	7
90052-ZA0-800	131	8	90145-MS9-612	84	23	90432-MR1-000	57	15	90652-HR3-W51	98	21	91151-HR4-A21	103	48
90071-MB0-000	64	12		109	19	90441-706-000	46	19	90652-HR4-A21	103	39	91201-965-000	59	11
			90163-SZ3-000	94	3		50	7	90652-KT1-771	131	10	91201-MV4-003	52	33
90081-HR6-A60	74	5	90182-MB2-003	102	34		76	1	90652-KY4-900	71	24	91201-PA9-004	54	9
90083-GB6-911	62	3	90183-HM5-850	122	12	90443-MB0-000	52	25	90653-HC4-900	86	13	91202-107-003	60	22
90084-KY2-000	59	7	90196-MBB-003	136	21		77	1		91	22	91202-HP0-A01	74	6
90101-HN8-000	102	30	90201-HA0-000	44	17		71	23		115	20	91202-HR0-F01	73	17
90101-HR6-A60	127	4	90201-KPR-901	136	22	90451-GF6-000	71	23		118	9	91204-HR0-F01	60	23
90101-KCE-000	122	11	90204-634-000	44	18	90451-KY1-000	69	28		120	23	91205-950-003	87	10
90101-MFM-000	113	17	90206-250-000	46	17	90452-HP7-A00	57	16		129	16	91205-KF0-003	54	10
90101-PPD-000	115	18	90213-S73-003	87	6	90454-KF0-000	69	29		135	27	91206-968-004	123	10
90102-HN5-670	129	13		88	7	90455-ML7-000	69	30		137	25	91208-689-005	60	24
90102-HR4-A21	102	31		127	6	90457-HN2-000	55	9		138	8	91210-HA0-003	82	37
90103-147-000	134	18	90235-HM7-000	55	6	90457-HR6-A60	73	12	90653-HR3-W51	98	22	91210-HA0-004	82	37
90103-HN0-A60	106	6	90236-HN5-M00	57	14	90458-292-000	73	13	90653-HR4-A21	103	40			
90103-HN8-300	105	7	90242-HL1-A00	113	22	90459-KB4-670	55	10						



PART NO. INDEX

Part Number	Page	Ref.	Part Number	Page	Ref.	Part Number	Page	Ref.	Part Number	Page	Ref.	Part Number	Page	Ref.
91307-KF0-003	78	1	93891-04012-07	82	45	95000						99005-02000	139	13
91307-PA9-003	57	22	93892-05012-08	64	15				95701-06055-00	70	25			
	78	1	93893-04012-17	85	27	95002-02080	116	18	95701-06060-00	65	11			
91308-HN0-A10	61	27		110	23		137	27	95701-06065-00	45	26			
	78	1	93893-04022-07	82	46	95002-02100	137	28		59	20			
91309-425-003	64	13	93903-25110	115	21	95002-02130	53	49	95701-06070-00	65	12			
	78	1		118	10	95002-02650	113	32	95701-06085-00	65	13			
91311-MB0-003	103	57	93903-25220	91	23	95002-35000	103	59	95701-06090-00	53	52			
91313-MB0-003	58	9		129	19	95002-40850-08	116	19		61	34			
	78	1	93913-25310	80	3	95003-10023-10	137	29		65	14			
91313-MN5-004	52	41	93913-25380	79	10	95005-35660-30	103	60	95701-06115-00	61	35			
	59	13		86	14	95005-35845-30	113	33	95701-08016-00	46	22			
	78	1				95005-45750-20	116	20	95701-08016-07	87	14			
91314-PC9-003	52	42	94000			95011-63000	115	23		88	11			
	78	1				95012-11001	139	10		133	32			
91315-PC9-004	52	43	94001-06070-0S	82	47	95012-13001	129	20		135	37			
	78	1	94002-06000-0S	83	48	95012-17001	129	20		138	10			
91316-612-000	61	28		92	22		131	12	95701-08020-08	125	8			
	78	1	94002-06390-0S	131	11	95015-32001	108	34	95701-08022-00	135	38			
91316-MJ8-003	52	44	94031-12280	89	6	95015-54000	110	25	95701-08038-08	86	15			
	78	1	94050-06000	85	28	95701-06012-00	59	15	95701-10060-00	135	39			
91319-ME5-003	61	29	94050-08000	123	11		83	49	95801-06025-00	64	16			
	78	1	94050-08070	138	9		93	25	95801-08016-00	123	13			
91320-MB0-000	64	14	94050-10000	135	36		110	26	95801-08045-00	123	14			
91331-PC9-003	58	10	94101-06800	92	23		131	13	95801-08055-07	138	11			
	78	1	94101-08800	122	15	95701-06014-00	59	16	95801-10065-00	95	13			
91351-HM8-A51	54	11	94103-04000	79	11		70	22		124	10			
	78	1	94109-12000	52	46		74	8	95801-10160-00	87	15			
91351-HR4-A21	103	58		78	1		133	29		88	12			
91355-759-003	113	31	94111-10800	108	33	95701-06016-00	61	31						
	114	12	94201-20151	92	24		93	26	96000					
91504-SD5-901	135	31	94201-20220	89	7	95701-06016-08	91	24						
91531-SZ5-003	83	50		110	24		129	21	96001-06016-07	103	62			
91532-HA0-020	82	38	94201-30180	95	11	95701-06018-00	133	30	96001-06022-07	85	30			
91535-STK-003	135	32		97	24	95701-06020-00	44	24	96001-06045-00	62	4			
	137	26		99	24		110	27	96100-60000-00	65	15			
91535-TA0-003	82	39	94201-30250	87	12	95701-06020-08	103	61	96100-62020-00	46	23			
	133	27		88	10	95701-06022-00	46	21	96100-62033-00	66	10			
91535-TF0-003	135	33		123	12		53	50	96100-62040-00	69	36			
91556-SK7-003	129	18	94201-40400	105	11		133	31	96100-62050-00	61	36			
	135	34		106	9	95701-06022-08	48	6	96100-62073-00	113	34			
91558-SD5-003	121	27	94251-08000	115	22		137	30	96100-63050-00	69	37			
	135	35	94301-08100	70	21	95701-06025-00	50	8	96211-05000	73	18			
			94301-08140	44	22		59	17	96220-40080	72	29			
				52	47	95701-06025-07	72	28	96220-40158	58	13			
				54	12		85	29	96400-10040-00	94	5			
92101-06025-OA	133	28		59	14	95701-06030-00	115	24						
92800-12000	52	45		61	30	95701-06032-00	49	4	98000					
92900-08025-0B	44	21		65	9		70	23						
				72	26	95701-06035-00	54	13	98079-5514E	45	27			
			93000	58	11		70	24	98200-41000	133	33			
				44	23	95701-06040-00	53	51	98200-42000	133	34			
93500-04016-0G	82	40	94301-12160	49	3		58	12	98200-43000	133	35			
93500-05010-1H	75	22		49	3		59	18						
93500-05014-0G	82	41	94510-12000	72	27		61	32	99000					
93500-05018-0G	82	42	94514-34000	95	12		65	10						
93500-05028-0G	82	43		97	25		65	10						
93500-06016-0G	82	44	94520-28000	99	25	95701-06050-00	45	25	99001-10120	139	11			
93600-04012-1G	85	26	94520-42000	53	48		54	14	99001-14170	139	12			
				87	13		59	19	99002-13500	139	5			

4

PART NAME INDEX

Part name	Page	Ref.	Part name	Page	Ref.	Part name	Page	Ref.
[A]			BAND, WIRE HARNESS	86	12	BOLT-WASHER, 6X15	136	19
ACTUATOR ASSY.	102	24	BAND, WIRE, 165MM	133	26	BOLT, 8X17	102	30
ADJUSTER, TENSIONER	48	3		60	20	BOLT, ADJUSTER	107	24
ARM ASSY., L. FR. LOWER	95	4		133	25	BOLT, ARRESTER	122	12
ARM ASSY., L. FR. UPPER	95	7	BAR B, HANDLE	135	25	BOLT, CHANGE PIVOT	92	18
ARM ASSY., L. RR. LOWER	124	4	BASE, CLAMPER	139	13	BOLT, CHANGE STOPPER	60	10
ARM ASSY., L. RR. UPPER	124	6	BATTERY	75	18	BOLT, DISK, 6X17	92	16
ARM ASSY., R. FR. LOWER	95	3	BEARING A	131	1		114	9
ARM ASSY., R. FR. UPPER	95	5	BEARING SET, NEEDLE	107	8	BOLT, DRAIN PLUG, 12MM	52	45
ARM ASSY., R. RR. LOWER	124	3		100	1	BOLT, ENGINE HANGER, 10X148 ...	134	18
ARM ASSY., R. RR. UPPER	124	5	BEARING, 16005	111	1	BOLT, FLANGE TORX, 8X20	63	5
ARM COMP., SHIFT CHANGE	92	3	BEARING, ANGULAR BALL	72	25	BOLT, FLANGE, 10X100	102	33
ARM COMP., STEERING	87	3	BEARING, ANGULAR BALL, 34X61X27	96	23	BOLT, FLANGE, 10X110	124	8
	88	3		98	23	BOLT, FLANGE, 10X125	113	17
ARM COMP., THROTTLE	81	14	BEARING, NEEDLE, 12X16X10	126	17	BOLT, FLANGE, 10X153	113	18
ARM, EX. VALVE ROCKER	46	6	BEARING, NEEDLE, 12X18X12	52	32	BOLT, FLANGE, 10X160	87	15
ARM, IN. VALVE ROCKER	46	5	BEARING, NEEDLE, 16X28X13	103	47		88	12
ARM, REVERSE ASSISTANT	82	27	BEARING, NEEDLE, 20X26X12	52	31	BOLT, FLANGE, 10X35	113	21
			BEARING, NEEDLE, 23X27X13	65	7	BOLT, FLANGE, 10X39	88	6
[B]			BEARING, NEEDLE, 23X27X13	57	19	BOLT, FLANGE, 10X40	94	5
BALL, STEEL, #5	73	18	BEARING, RADIAL BALL	69	35	BOLT, FLANGE, 10X45	94	3
BALL, STEEL, #6	82	36		66	8	BOLT, FLANGE, 10X50	127	5
BAND A, BATTERY	139	10	BEARING, RADIAL BALL	66	8		134	22
BAND A, OUTBOARD	98	1	BEARING, RADIAL BALL, 32X58X13(KOYO)	113	27	BOLT, FLANGE, 10X60	135	39
BAND A, YOKE JOINT BOOT	114	6	BEARING, RADIAL BALL, 15X32X9 ..	52	30	BOLT, FLANGE, 10X65	95	13
BAND B2, BATTERY	129	20	BEARING, RADIAL BALL, 17X35X10	103	46		124	10
BAND B, INBOARD	98	4	BEARING, RADIAL BALL, 22X47X14	73	16	BOLT, FLANGE, 10X66	102	34
BAND B, OUTBOARD	98	2	BEARING, RADIAL BALL, 32X28X13	103	44	BOLT, FLANGE, 12X193	134	19
BAND B, YOKE JOINT BOOT	114	7	BEARING, RADIAL BALL, 32X58X13	103	43	BOLT, FLANGE, 14X155	127	4
BAND F, BATTERY	129	20	BEARING, RADIAL BALL, 35X62X18	69	33	BOLT, FLANGE, 5X10	75	20
	131	12	BEARING, RADIAL BALL, 40X85X18	66	9		136	21
BAND SET	81	5	BEARING, RADIAL BALL, 40X85X18	66	9	BOLT, FLANGE, 5X20	75	3
BAND, AIR CLEANER CONNECTING TUBE	121	24	BEARING, RADIAL BALL, 45X68X12	103	45	BOLT, FLANGE, 6MM	86	11
			BEARING, RADIAL BALL, 6000	65	15		91	21
			BEARING, RADIAL BALL, 6004	87	9		92	17
			BEARING, RADIAL BALL, 60/28	73	19		95	8
			BEARING, RADIAL BALL, 6202	46	23		96	19
			BEARING, RADIAL BALL, 6203	60	21		98	16
				66	10		115	19
BAND, AIR CONNECTING TUBE	121	25		69	34		120	22
BAND, BOOT	103	53	BEARING, RADIAL BALL, 6204	69	36		123	8
			BEARING, RADIAL BALL, 6205	61	36		124	7
			BEARING, RADIAL BALL, 6207	113	34		129	14
			BEARING, RADIAL BALL, 626ZZ	54	8		134	20
BAND, HEAT PROTECTOR	122	7	BEARING, RADIAL BALL, 6305	69	37		21	
BAND, INBOARD BOOT	96	7	BEARING, RADIAL BALL, 63/28	113	26		136	20
	126	8	BEARING, RADIAL BALL, 6806	59	10	BOLT, FLANGE, 6X10	122	11
BAND, INSULATOR	44	8	BEARING, RADIAL BALL, 696ZZ	54	6	BOLT, FLANGE, 6X115	61	35
			BEARING, RADIAL BALL, 699ZZ	54	7	BOLT, FLANGE, 6X12	59	15
BAND, MUFFLER COVER	122	8	BODY ASSY., THROTTLE	75	8		83	49
BAND, OUTBOARD BOOT	96	5	BODY ASSY., VALVE	70	2		84	21
	126	5	BODY B, OIL PUMP	58	2		93	25
BAND, SHAFT BOOT	96	6	BODY COMP. A, OIL PUMP	58	1		109	18
	126	6	BODY COMP., AIR CLEANER	120	2		110	26
			BODY COMP., FRAME	134	1		131	13
BAND, SUCTION HOSE	135	29	BODY SET	75	9	BOLT, FLANGE, 6X14	59	16
BAND, TOOL BOX	128	7	BODY, CONTROL MAIN	70	3		70	22
BAND, WATER HOSE	136	16	BOLT-WASHER, 6X12	59	6		74	8
BAND, WIRE	131	10		71	20		133	29

PART NAME INDEX

Part name	Page	Ref.	Part name	Page	Ref.	Part name	Page	Ref.
BOLT, FLANGE, 6X16	61	31	BOLT, FLANGE, 8X27	113	20	BRACKET SUB ASSY., R. FR.		
	91	24	BOLT, FLANGE, 8X38	86	15	CALIPER	104	17
	93	26	BOLT, FLANGE, 8X40	108	32	BRACKET, BRAKE LEVER	81	21
	103	62	BOLT, FLANGE, 8X45	123	14	BRACKET, FR. GEAR CASE	134	9
	129	21	BOLT, FLANGE, 8X55	44	15	BRACKET, HEAD HANGER	134	10
BOLT, FLANGE, 6X18	133	30		138	11	BRACKET, METER STAY	86	5
BOLT, FLANGE, 6X20	44	24	BOLT, FLANGE, 8X74	108	31	BRACKET, RR.	107	4
	92	19	BOLT, FR. DISK, 8X24	105	8	BRUSH SET A, CARBON	64	2
	103	61	BOLT, GEARSHIFT DRUM STOPPER			BRUSH SET B, CARBON	64	3
	110	27	ARM PIVOT	48	4	BULB COMP., HEADLIGHT	79	8
BOLT, FLANGE, 6X22	46	21		71	21	BULB, HEADLIGHT	79	9
	48	6	BOLT, HANDLE LEVER PIVOT	82	32	BUSH A, 22MM	68	4
	53	50		84	22	BUSH, 17MM	68	3
	85	30	BOLT, HEX., 6X25	133	28	BUSH, DAMPER	94	2
	133	31	BOLT, KNOCK, 5MM	62	3		127	1
	137	30	BOLT, OIL FEED PIPE SETTING ...	51	9	BUSH, REVERSE GEAR	68	14
BOLT, FLANGE, 6X25	50	8	BOLT, OIL, 10X22	84	23	BUSH, SPLINE, 25MM	68	8
	59	17		109	19	BUSH, STABILIZER HOLDER	125	1
	64	16	BOLT, RECESSED, 5X28	44	16	BUSH, STEERING	87	2
	70	13	BOLT, RECESSED, 5X32	44	14		88	2
	72	28	BOLT, SEALING, 8MM	52	24	BUSH, THROTTLE PIVOT	81	18
	85	29		70	15	BUSH, UPPER ARM	126	12
BOLT, FLANGE, 6X30	115	24		102	32			
BOLT, FLANGE, 6X32	49	4		113	19	[C]		
	70	23	BOLT, SETTING	64	6	CABLE COMP., HAND BRAKE	81	11
BOLT, FLANGE, 6X35	54	13	BOLT, SOCKET, 5X20	60	16	CABLE COMP., THROTTLE	81	1
	70	14	BOLT, SOCKET, 6X15	96	20	CABLE, BATTERY EARTH	131	3
		24		98	17	CABLE, FRAME EARTH	131	4
BOLT, FLANGE, 6X40	53	51	BOLT, SPECIAL, 12MM	74	5	CABLE, FUEL TANK STOPPER	115	7
	58	12	BOLT, SPECIAL, 6X28	115	17	CABLE, REVERSE ASSIST	81	2
	59	18	BOLT, STUD	65	5	CABLE, STARTER MOTOR	131	2
	61	32		6	6	CALIPER SUB ASSY., L. FR.	104	11
	65	10	BOLT, STUD, 8X25	44	21	CALIPER SUB ASSY., RR.	107	3
BOLT, FLANGE, 6X45	62	4	BOLT, SWINGARM PIVOT	134	16	CALIPER SUB ASSY., R. FR.	104	16
BOLT, FLANGE, 6X50	45	25	BOLT, TERMINAL	64	7	CAMSHAFT COMP.	46	2
	54	14	BOLT, TORX, 6X25	115	18	CAM, DIFFERENTIAL LOCK	102	22
	59	19	BOLT, VALVE SETTING	51	5	CAP	90	1
	61	33	BOLT, WHEEL, 10X32	106	6	CAP ASSY., FUEL TANK	115	8
BOLT, FLANGE, 6X55	70	25	BOLT, WHEEL, 10X36	105	7	CAP ASSY., NOISE SUPPRESSOR ...	132	2
BOLT, FLANGE, 6X60	65	11	BOOT A, PROPELLER	100	7	CAP COMP., RADIATOR	136	8
BOLT, FLANGE, 6X65	45	26	BOOT B, PROPELLER	100	8	CAP, 14MM	59	7
	59	20	BOOT COMP.	84	9	CAP, ARM PIVOT	126	14
BOLT, FLANGE, 6X70	65	12		109	5	CAP, BLEEDER	104	4
BOLT, FLANGE, 6X85	65	13	BOOT SET	96	9		108	26
BOLT, FLANGE, 6X90	53	52		98	6	CAP, FR. COVER	91	15
	61	34	BOOT SET, INBOARD	96	8	CAP, MASTER CYLINDER	84	11
	65	14		98	5	CAP, OIL CUP	109	9
BOLT, FLANGE, 8X16	46	22	BOOT SET, RR.	126	3	CAP, OIL FILLER	51	16
	87	14	BOOT SET, RR. INBOARD	126	2	CAP, PARKING LEVER	82	31
	88	11	BOOT, PIN	104	9	CAP, RESERVE TANK	136	12
	123	13	BOOT, PIN BUSH	104	8	CAP, TAPPET ADJUSTING HOLE ...	44	6
	133	32	BOOT, PROPELLER SHAFT COVER ...	114	2		100	2
	135	37	BOOT, SLEEVE	108	29		111	2
	138	10	BOOT, YOKE JOINT	114	5	CAP, WHEEL CENTER	105	5
BOLT, FLANGE, 8X20	104	18	BOX, TOOL	139	2		106	5
	125	8	BRACKET COMP., L. STEP	123	7		106	5
BOLT, FLANGE, 8X22	135	38	BRACKET COMP., R. STEP	123	6		106	5
BOLT, FLANGE, 8X25	102	31	BRACKET SUB ASSY., L. FR.					
BOLT, FLANGE, 8X26	107	17	CALIPER	104	12	CARRIER, FR. LUGGAGE	138	3

PART NAME INDEX

Part name	Page	Ref.	Part name	Page	Ref.	Part name	Page	Ref.
CARRIER, LUGGAGE	138	6	CLIP, MUDGUARD	115	20	COVER SET, FUSE	132	16
CASE ASSY., THROTTLE LEVER ...	81	13		118	9	COVER SET, L. SIDE	117	7
CASE SUB ASSY., FR. FINAL GEAR	100	11		120	23	COVER SET, R. SIDE	117	3
CASE SUB ASSY., RR. FINAL GEAR	111	5		129	16	COVER SUB ASSY., FR. FINAL		
CASE, AIR CLEANER	120	1		135	27	GEAR	100	12
CASE, CHANGE PIVOT	60	3		137	25	COVER SUB ASSY., RR. FINAL		
CENTER, SHIFT DRUM	71	6		138	8	GEAR	111	7
CHAIN, CAM	48	1	CLIP, NEEDLE THRUST BEARING,			COVER, ASSIST HEADLIGHT	86	6
CHAMBER, AIR CLEANER SUB	120	5	12MM	103	42	COVER, BODY	75	6
CIRCLIP	85	25	CLIP, PISTON PIN, 19MM	66	5	COVER, DUST	107	13
	96	2	CLIP, SUB TANK HOSE	120	18		120	13
	109	16	CLIP, TUBE	53	49	COVER, EX. PIPE	122	3
	126	11		103	59	COVER, FAN	136	3
CIRCLIP, 22MM	69	32		113	32	COVER, FR. MUFFLER	122	4
CIRCLIP, 7MM	55	11		116	18	COVER, FR. SPEED SENSOR	102	25
CIRCLIP, 8MM	71	24		137	27	COVER, FUEL PUMP	116	10
CIRCLIP, EXTERNAL, 12MM	72	27			28	COVER, L. HANDLE	81	24
CIRCLIP, EXTERNAL, 17MM	103	40	CLIP, TUBE, 3.5	83	50	COVER, L. HEADLIGHT	91	17
CIRCLIP, EXTERNAL, 34MM	95	12	CLIP, WASHER MOUTH	135	31	COVER, METER	86	7
	97	25	CLIP, WIRE HARNESS	111	3	COVER, MUFFLER	122	5
	99	25		115	12	COVER, MUFFLER LOWER	122	6
CIRCLIP, EXTERNAL, 42MM	57	17		121	27	COVER, OIL FILTER	51	4
CIRCLIP, EXTERNAL, 45MM	103	38		129	18	COVER, RADIATOR GRILLE	136	6
CIRCLIP, EXTERNAL, 8MM	60	19		135	34	COVER, RADIATOR GRILLE CENTER	136	7
CIRCLIP, INTERNAL, 28MM	53	48			35	COVER, RR. FENDER	128	6
CIRCLIP, INTERNAL, 35MM	103	41	CLIP, WIRE HARNESS, 6MM	135	28	COVER, R. HANDLE LEVER	84	20
CIRCLIP, INTERNAL, 42MM	59	9	CLUTCH, ONE WAY	55	12	COVER, R. HEADLIGHT	91	16
	87	13	COIL COMP., IGNITION	132	1	COVER, SHAFT	107	19
CIRCLIP, INTERNAL, 68MM	103	39	COLLAR	132	11	COVER, SHIFT	92	14
CIRCLIP, SPECIAL INTERNAL	96	22	COLLAR A, SPLINE	68	7	COVER, SIDE	117	6
	98	19	COLLAR, 20X23X31.6	73	8	COVER, TANK	118	8
	126	16	COLLAR, 20X23X34	73	9	COVER, THERMOSTAT	44	12
CLAMPER, FR. BRAKE HOSE	84	7	COLLAR, 28MM	68	16	CRANKCASE COMP., FR.	65	1
CLAMPER, FUEL HOSE	75	19	COLLAR, ENGINE HANGER	134	7	CRANKCASE COMP., RR.	65	2
CLAMP A, FR. BRAKE HOSE	84	18	COLLAR, FAIRING SETTING	92	15	CRANKSHAFT COMP.	66	1
CLAMP A, L. FR. BRAKE HOSE ...	84	8	COLLAR, FINAL SHIFTER	73	1	CUP	107	7
CLAMP A, R. FR. BRAKE HOSE ...	84	5	COLLAR, FR. ENGINE HANGER	112	16	CUP COMP., OIL	109	7
CLAMP B, FR. BRAKE HOSE	84	6	COLLAR, KNUCKLE	126	15	CUSHION ASSY., FR.	94	1
CLAMP, BRAKE CABLE	81	10	COLLAR, NUMBER BRACKET SETTING	91	20	CUSHION ASSY., RR.	127	2
CLAMP, L. BRAKE HOSE	109	3		129	12	CUSHION, EPS UNIT	133	23
CLAMP, MASTER CYLINDER OIL			COLLAR, OIL FEED PIPE SETTING	51	6	CUSHION, SEAT MOUNTING	128	1
HOSE	109	10	COLLAR, RADIATOR MOUNTING	115	11	CYLINDER COMP.	49	1
		11		136	11	CYLINDER SUB ASSY., FR. BRAKE		
CLAMP, RADIATOR HOSE	50	6	COLLAR, RR. CUSHION LOWER	127	3	MASTER	84	10
CLAMP, R. BRAKE HOSE	109	2	COLLAR, SHIFTER	71	9	CYLINDER SUB ASSY., RR. BRAKE		
CLAMP, SHIFT CABLE	92	9	COLLAR, STOP SWITCH	81	8	MASTER	109	6
CLAMP, TUBE	116	19	CONDENSER UNIT	132	5			
CLIP A	84	16	CONNECTOR, DIODE	132	8	[D]		
CLIP, 38.6MM	73	15	CONNECTOR, MASTER CYLINDER ...	109	4	DAMPER, CONNECTOR	116	3
CLIP, AIR HOSE, 21.5	120	19	COTTER, VALVE	46	15			
CLIP, CORD	129	17	COUNTERSHAFT COMP.	68	5	DEFLECTOR, AIR	134	14
CLIP, COUPLER	82	39	COVER ASSY., FR. CRANKCASE ...	51	2	DIAPHRAGM	84	13
	133	27	COVER ASSY., FUSE	132	14		109	14
	135	32	COVER ASSY., SUB TRANSMISSION	60	2	DIFFERENTIAL ASSY.	102	26
		33	COVER COMP., CYLINDER HEAD ...	44	4	DIODE	132	9
	137	26	COVER COMP., REDUCTION GEAR ...	54	1	DIODE ASSY., THREE WAY	132	6
CLIP, HARNESS	135	30	COVER COMP., RR. CRANKCASE ...	59	1	DISK, CLUTCH	56	6
CLIP, MUDGUARD	86	13	COVER COMP., WATER PUMP	50	1	DISK, FR. BRAKE	105	6
	91	22	COVER SET, FR. CENTER	91	13			

PART NAME INDEX

Part name	Page	Ref.	Part name	Page	Ref.	Part name	Page	Ref.
DISK, RR. BRAKE	114	8	GASKET, CHANGE CASE COVER	60	5	GROMMET, SIDE COVER	117	1
DOWEL PIN, 5MM	103	48		77	1		128	11
DOWEL PIN, 8X10	70	21	GASKET, CYLINDER	49	2	GROMMET, TA SENSOR	120	21
DOWEL PIN, 8X14	44	22		76	1	GUARD, ENGINE	134	12
	52	47	GASKET, CYLINDER HEAD	44	3	GUARD, HANDLE END	81	20
	54	12		76	1	GUARD, L. FR. INBOARD	95	2
	59	14	GASKET, EX. PIPE	76	1	GUARD, L. FR. OUTBOARD	96	17
	61	30		122	1		98	14
	65	9	GASKET, FR. CRANKCASE SPACER ..	51	10	GUARD, L. RR. BOOT	124	2
	72	26		77	1	GUARD, L. SPLASH	96	13
DOWEL PIN, 8X20	58	11	GASKET, HEAD COVER	44	5		98	10
DRIVER, SCREW	139	3		76	1	GUARD, R. FR. INBOARD	95	1
DRUM COMP., GEARSHIFT	71	5	GASKET, OIL CONTROL COVER	70	5	GUARD, R. FR. OUTBOARD	96	16
DUCT, SNORKEL	120	15		77	1		98	13
DUST PLUG	104	10	GASKET, SUB TRANSMISSION COVER	60	1	GUARD, R. RR. BOOT	124	1
DUST SEAL, 17X23X3	123	10		77	1	GUARD, R. SPLASH	96	12
DUST SEAL, 28X36X7	126	18	GASKET, WATER PUMP COVER	50	2		98	9
DUST SEAL, 30X44X5	87	11		77	1	GUIDE COMP., CLUTCH	56	10
DUST SEAL, 9X16X5	82	37	GATE, MODE SELECT	92	2	GUIDE, FIRST CLUTCH GEAR	57	13
DUST SEAL, ENGINE MOUNTING ...	134	5	GAUGE, OIL LEVEL	51	15	GUIDE, SECOND CLUTCH GEAR	57	12
			GAUGE, TIRE PRESSURE	139	9	GUIDE, SPRING	107	18
[E]			GEAR ASSY., FR. FINAL	100	9	GUIDE, VALVE	44	2
ELEMENT, AIR CLEANER	120	12	GEAR ASSY., RR. FINAL	111	4			
ELEMENT, OIL FILTER	51	12	GEAR COMP., DRIVE	55	5	[H]		
EMBLEM, L. FUEL TANK COVER ...	141	2	GEAR COMP., FINAL DRIVE HIGH ..	73	5	HARNES, WIRE	132	7
EMBLEM, PRODUCT	86	10	GEAR COMP., FINAL DRIVE LOW ...	73	4	HEADLIGHT ASSY., ASSIST	79	6
EMBLEM, R. FUEL TANK COVER ...	141	1	GEAR COMP., PRIMARY DRIVEN ...	57	11	HEADLIGHT UNIT, L.	79	7
END COMP., L. TIE ROD	89	2	GEAR COMP., STARTING DRIVEN ...	63	2	HEADLIGHT UNIT, R.	79	3
END COMP., R. TIE ROD	89	1	GEAR, COUNTERSHAFT FIFTH	68	19	HEAD COMP., CYLINDER	44	1
EPS UNIT	88	5	GEAR, COUNTERSHAFT FIRST	68	9	HITCH COMP., TRAILER	134	15
	133	22	GEAR, COUNTERSHAFT FOURTH	68	17	HOLDER ASSY., STEERING SHAFT ..	87	5
			GEAR, COUNTERSHAFT SECOND	68	12			
[F]			GEAR, COUNTERSHAFT THIRD	68	15	HOLDER COMP., L. STABILIZER		
FAN COMP., COOLING	136	4	GEAR, FINAL DRIVEN HIGH	73	7	BUSH	125	3
FENDER SET, RR.	128	3	GEAR, FINAL DRIVEN LOW	73	6	HOLDER COMP., R. STABILIZER		
FENDER, L. FR.	91	12	GEAR, FR. PINION	100	14	BUSH	125	2
FENDER, R. FR.	90	4	GEAR, FR. RING	100	16	HOLDER COMP., SHIFT LEVER	92	8
FLYWHEEL COMP.	62	1	GEAR, MAINSHAFT FIFTH	68	18	HOLDER COMP., STEERING SHAFT ..	87	1
FOLLOWER SET, CAM	102	27	GEAR, MAINSHAFT FIRST	68	6		88	1
FOLLOWER, CAM	46	4	GEAR, MAINSHAFT SECOND &			HOLDER, BATTERY	128	2
FORK COMP., FR. FINAL CLUTCH -	101	18	FOURTH	68	10	HOLDER, BRUSH	64	4
FORK, CENTER GEARSHIFT	71	2	GEAR, MAINSHAFT THIRD	68	13	HOLDER, EPS ECU	136	18
FORK, DIFFERENTIAL LOCK	102	21	GEAR, REVERSE COUNTER	68	22	HOLDER, LEVER BRACKET	81	22
FORK, FR. GEARSHIFT	71	1	GEAR, REVERSE IDLE	68	20	HOLDER, MASTER CYLINDER	84	12
FORK, RR. GEARSHIFT	71	3	GEAR, RR. PINION	111	9	HOLDER, STOP SWITCH SUB CORD ..	82	26
FRAME COMP., RR. UNDER	134	2	GEAR, RR. RING	111	10	HOLDER, THROTTLE CASE	81	17
FUSE, BLOCK	132	15	GEAR, SHIFT REDUCTION	54	2	HOLDER, UPPER HANDLE	86	4
	139	1				HOOK, L. LID SPRING	120	10
FUSE, MINI	133	33	GEAR, STARTER REDUCTION	63	4	HOOK, R. LID SPRING	120	9
		34	GRILLE, FR.	138	5	HORN COMP.	132	13
		35	GRIP	139	4	HOSE COMP., FR. BRAKE	84	2
[G]			GRIP, DRIVE SELECT LEVER	92	1		3	
GASKET KIT A	76	1	GRIP, HANDLE	81	19	HOSE COMP., FUEL FEED	116	11
GASKET KIT B	77	1	GROMMET	132	12	HOSE COMP., RR. BRAKE	109	1
			GROMMET, SIDE COVER	91	18	HOSE COMP., RR. BRAKE MASTER		
						CYLINDER	109	8
						HOSE, DRAIN	51	20
				115	16	HOSE, WATER BYPASS	50	4
								5

PART NAME INDEX

Part name	Page	Ref.	Part name	Page	Ref.	Part name	Page	Ref.
HOSE, WATER LOWER	136	17	LEVER, CHANGE PIVOT	60	7	NUT, FLANGE, 8MM	123	11
HOSE, WATER UPPER	136	15	LEVER, L. STEERING HANDLE	82	25		138	9
HUB COMP., RR. WHEEL	106	1	LEVER, PARKING BRAKE LOCK	82	29	NUT, HEX., 12MM	89	6
HUB SUB ASSY., FR.	105	2	LEVER, REVERSE STOPPER	59	3	NUT, HEX., 16MM	113	24
[I]			LEVER, R. HANDLE	84	19	NUT, HEX., 6MM	82	47
IMPELLER, WATER PUMP	51	17	LEVER, THROTTLE	81	15		83	48
INJECTOR ASSY., FUEL	75	15	LID ASSY., GLOVE BOX	90	10		92	22
INSULATOR	64	9		91	10	NUT, LOCK, 18MM	57	14
INSULATOR, THROTTLE BODY	44	7	LID SET, TOOL BOX	128	8	NUT, LOCK, 20MM	55	6
[J]			LID, AIR CLEANER	120	3	NUT, LOCK, 60MM	102	35
JOINT ASSY., YOKE	114	4	LID, OIL CHECK	117	5	NUT, LOCK, 72MM	113	22
JOINT A, ARM BALL	95	6	LID, RADIATOR CAP	91	14	NUT, SELF-LOCK, 10MM	87	7
	96	18	LID, RELAY BOX	115	14		88	8
	98	15	LIGHT ASSY., TAIL & STOP	130	1		94	4
JOINT B, BRAKE ARM	108	34	LINK COMP., L. RR. STABILIZER	125	6		95	9
JOINT B, WASHER TUBE	116	17	LINK COMP., R. RR. STABILIZER	125	5		102	36
JOINT COMP., INBOARD	96	4	[M]				113	23
	98	3	MAINSHAFT COMP.	68	2		124	9
	126	1	MARK, FR. CENTER COVER	141	5		125	7
JOINT SUB ASSY., FR. FINAL CLUTCH	100	13	MARK, L. WING	141	2	NUT, SELF-LOCK, 12MM	89	5
JOINT, BRAKE ROD	109	17	MARK, RR. FENDER	141	7	NUT, SELF-LOCK, 14MM	87	6
JOINT, BREATHER TUBE	135	26	MARK, R. WING	141	1		88	7
JOINT, FR. PROPELLER SHAFT	100	6	MARK, SELECT	141	9		127	6
JOINT, INJECTOR	75	10	MARK, TOOL BOX LID	141	8	NUT, SERRATE, 5MM	137	24
JOINT, RR. PINION	111	6	MARK, R. SIDE COVER	117	2	NUT, SPECIAL, 6X7	134	17
JOINT, SPECIAL	51	11	METER ASSY., COMBINATION	80	2		137	23
[K]			MOTOR ASSY., CONTROL	54	5	NUT, SPECIAL, 8MM	109	20
KEY, BLANK	86	2	MOTOR ASSY., FAN	136	5	NUT, SPEED, 4MM	86	9
KEY, SPECIAL WOODRUFF, 25X18	66	7	MOTOR ASSY., STARTER	64	1	NUT, SQUARE, 5MM	44	10
KNOB COMP., RECOIL STARTER	74	4	MUDGUARD, L. CENTER	128	5	NUT, TAPPET ADJUSTING	46	17
KNUCKLE ASSY., L. FR.	96	15	MUDGUARD, R. CENTER	128	4	NUT, TIE ROD LOCK	89	4
	98	12	MUFFLER COMP.	122	2	NUT, U, 6MM	138	7
KNUCKLE ASSY., R. FR.	96	14	[N]			NUT, WHEEL	105	10
	98	11	NUT	90	2		106	8
KNUCKLE SUB ASSY., RR.	126	13	NUT-WASHER, 6MM	64	12	[O]		12
[L]				131	9	OIL SEAL, 12X20X5	54	10
LABEL, BRAKING INFORMATION ...	140	7	NUT, 10MM	107	20	OIL SEAL, 12X22X5	59	11
		8	NUT, AXLE, 20MM	105	9	OIL SEAL, 12X26X7	52	33
LABEL, DRIVELINE INFORMATION ..	140	9		106	7	OIL SEAL, 15X25X7	60	22
		10	NUT, BEAM ADJUSTING	79	4	OIL SEAL, 22X35X7	73	17
LABEL, FRENCH TRANSLATION	140	11	NUT, BRAKE ADJUSTING	108	27	OIL SEAL, 22X48X7	103	50
LABEL, FR. CARRIER	140	3	NUT, CAP, 10MM	44	17	OIL SEAL, 25X42X7	87	10
		4	NUT, CASTLE, 12MM	95	10	OIL SEAL, 25X45X7	60	23
LABEL, RADIATOR CAP	136	9		96	21	OIL SEAL, 30X57X7	113	29
LABEL, RR. CARRIER	140	5	NUT, CLIP, 6MM	136	22	OIL SEAL, 32X52X9	74	6
		6	NUT, FLANGE, 10MM	44	18	OIL SEAL, 25X45X7	113	28
LABEL, TRAILER HITCH	140	1		135	36	OIL SEAL, 30X57X7	113	29
		2	NUT, FLANGE, 12MM	134	24	OIL SEAL, 36X75X8	74	6
LEVER COMP., MODE SELECT	92	7	NUT, FLANGE, 6MM	85	28	OIL SEAL, 8X16X6	60	24
LEVER, BRAKE LOCK	107	21		129	15	OIL SEAL, 9X18X7	54	9
			NUT, FLANGE, 8MM	92	21	O-RING	107	11
				122	13		116	5
								6
								7



PART NAME INDEX

Part name	Page	Ref.	Part name	Page	Ref.	Part name	Page	Ref.
0-RING, 104X2.2	57	21	0-RING, 7.5X1.5	61	26	PIN, SPLIT, 3.0X18	95	11
	77	1		77	1		97	24
0-RING, 11.5X2.3	74	7	0-RING, 7.6X1.9	70	18		99	24
	77	1		77	1	PIN, SPLIT, 3.0X25	87	12
0-RING, 11.7X1.9	70	20	0-RING, 7.8X1.9	52	41		88	10
	77	1		59	13		123	12
0-RING, 13.8X2.5	59	12	0-RING, 8.4X2.4	78	1	PIN, SPLIT, 4.0X40	105	11
	77	1		52	44		106	9
0-RING, 14.7X2.2	58	9	0-RING, 8.5X1.9	78	1	PIPE COMP. A, FEED	51	21
	78	1		52	42	PIPE COMP. B, FEED	51	22
0-RING, 14.8X2.4	52	36		78	1	PIPE COMP., FR. BRAKE	84	4
	77	1	0-RING, 9.6X1.9	70	19	PIPE COMP., FR. CARRY	138	4
	103	56		77	1	PIPE, STEERING HANDLE	86	3
	110	22	0-RING, ANGLE SENSOR	61	27	PIPE, WATER	50	3
0-RING, 15.2X1.5	60	25		78	1	PISTON	66	3
	77	1	0-RING, CONTROL MOTOR	54	11	PISTON ASSY.	107	6
0-RING, 17.8X1.9	75	14		78	1	PISTON COMP., CLUTCH	56	1
0-RING, 18X3	52	40	OUTER COMP., CLUTCH	55	3	PISTON COMP., SLEEVE	107	12
	78	1	OUTER COMP., STARTING CLUTCH ..	63	3	PISTON SET, FR. MASTER		
0-RING, 18.5X1.9	52	35				CYLINDER	84	15
	77	1	[P]			PISTON SET, MASTER CYLINDER ..	109	12
0-RING, 18.5X2.4	103	57	PACKING, 8MM	52	26	PISTON, 32MM	104	5
0-RING, 1.5X9.5	46	20		70	16	PLATE A, CLUTCH END	56	7
	76	1		77	1	PLATE A, CLUTCH GUIDE	56	9
0-RING, 20.6X1.9	52	37		77	1	PLATE B, CLUTCH END	56	8
	65	8		103	37	PLATE COMP., DRIVE	55	1
	77	1		113	25	PLATE COMP., SHIFT CHANGE	92	5
0-RING, 21.2X2.4	58	10	PACKING, BASE	70	11	PLATE, CAM FIXING	46	3
	78	1		77	1	PLATE, CHANGE COVER	60	4
0-RING, 21.8X2.4	113	31	PACKING, FUEL CAP	115	9	PLATE, CLUTCH	56	5
	114	12	PACKING, FUEL PUMP	116	12	PLATE, DIAPHRAGM	84	14
0-RING, 24.4X3.1	64	13	PACKING, THROTTLE CASE	82	38		109	15
	78	1	PAD SET, FR. BRAKE	104	1	PLATE, GUIDE	71	13
0-RING, 27X2	52	38	PAD SET, RR.	107	1	PLATE, IDLE AIR CONTROL VALVE ..	75	12
	77	1	PAWL A, RATCHET	71	10	PLATE, SLIDE	92	11
0-RING, 27.5X1.7	61	28	PAWL B, RATCHET	71	11	PLATE, VALVE BODY	70	4
	78	1	PEDAL ASSY., BRAKE	123	3	PLIERS, 135	139	5
0-RING, 30.8MM	103	51	PGM-FI UNIT	133	21	PLUG, FR. FENDER	90	8
	113	30	PIN A	107	14	PLUG, GLOVE BOX	90	6
0-RING, 31.2X1.9	57	22	PIN A, DOWEL, 12X16	44	23	PLUG, PIN	104	13
	78	1		49	3	PLUG, SPARK	45	27
0-RING, 35.5X3	44	20	PIN D, JOINT	110	25	PLUNGER, PAWL	71	12
	76	1	PIN, 10X44	63	1	PROTECTOR, BATTERY	128	10
0-RING, 38MM	103	58	PIN, CHANGE STOPPER	60	9	PROTECTOR, RR. MUFFLER	128	9
0-RING, 41.8X2.2	57	20	PIN, FUEL TANK JOINT	115	6	PROTECTOR, TANK UNDER HEAT	115	3
	77	1	PIN, GEARSHIFT RETURN SPRING ..	71	18		4	4
0-RING, 4X2	64	14	PIN, HANGER	104	14	PULLEY COMP., RECOIL	74	3
0-RING, 58X3	77	1	PIN, LOCK, 8MM	115	22	PUMP ASSY., FUEL	116	2
0-RING, 5X1.7	52	39	PIN, OIL GUIDE, 10MM	70	1			
	78	1	PIN, OIL GUIDE, 8MM	51	1	[R]		
0-RING, 5.5X1.4	61	29	PIN, PISTON	66	4	RADIATOR COMP.	136	1
	78	1	PIN, RING GEAR STOPPER	111	11	RECTIFIER ASSY., REGULATOR	132	3
0-RING, 6X1.5	52	43	PIN, SHIFTER	71	7	REFLECTOR, FR. REFLEX	138	2
	78	1	PIN, SLIDE	104	7	REFLECTOR, RR. REFLEX	138	1
0-RING, 6.3X2.2	75	21	PIN, SPLIT, 2.0	92	24	RELAY COMP., POWER	132	17
0-RING, 75X2.5	52	34		89	7		18	18
	77	1		110	24	RELAY, DIFFLOCK PULLBACK	132	20
0-RING, 7X1.7	70	17					19	19
	77	1					20	20

PART NAME INDEX

Part name	Page	Ref.	Part name	Page	Ref.	Part name	Page	Ref.
RETAINER	116	14	SCREW, PAN, 4X55	79	1	SHAFT SET, R. FR. DRIVE	96	10
		15	SCREW, PAN, 5X10	75	22		98	7
RETAINER, BRACKET	107	5	SCREW, PAN, 5X14	82	41	SHAFT, CHANGE LEVER	60	6
RETAINER, VALVE SPRING	46	13	SCREW, PAN, 5X18	82	42	SHAFT, DIFFERENTIAL LOCK FORK	102	23
RING	64	8	SCREW, PAN, 5X28	82	43	SHAFT, FINAL	73	3
RING A, INBOARD SNAP	98	20	SCREW, PAN, 6X16	82	44	SHAFT, FINAL DRIVE	73	2
RING B, INBOARD SNAP	98	21	SCREW, PARKING LEVER PIVOT	82	33	SHAFT, GEARSHIFT FORK GUIDE	71	4
RING SET, PISTON	66	2	SCREW, SPECIAL, 6X8	129	13	SHAFT, OIL PUMP	58	7
RING, BACK UP	116	8	SCREW, TAPPET ADJUSTING	46	16	SHAFT, REVERSE IDLE	68	21
RING, FUEL PUMP LOCKING	116	16	SCREW, TAPPING, 5X10	115	21	SHAFT, ROCKER ARM	46	8
RING, INTERNAL DOUBLE COIL	73	14		118	10	SHAFT, SCREW	102	19
RING, OUTBOARD SNAP	98	22	SCREW, TAPPING, 5X12	91	23	SHAFT, SLIDE	92	12
RING, RETAINING	107	16		129	19	SHAFT, WATER PUMP	51	18
RING, SEAL	75	16	SCREW, TAPPING, 5X14	79	10	SHIFTER, COUNTERSHAFT SECOND		
RING, SEALING, 23MM	68	1		80	3	&FOURTH GEAR	68	11
RING, SNAP	96	1		86	14	SHIFTER, DRUM	71	8
		3	SCREW, TORX	75	13	SHIFTER, FINAL	73	10
	126	10	SCREW, TORX, 5X17	75	5	SHIM A	102	28
RING, SNAP, 119MM	57	18	SCREW, TORX, 5X8.7	75	4	SHIM A, DIFFERENTIAL CASE	100	17
RING, STOPPER	100	10	SEAL B, RUBBER	103	52	SHIM A, PINION GEAR	111	13
	111	8	SEAL RING, DUST	75	17	SHIM A, RING GEAR	112	15
ROD	107	10	SEAL SET, PISTON	104	2	SHIM A, STOPPER PIN	111	12
ROD COMP., PUSH	46	7		107	2	SHIM B	102	28
	109	13	SEAL, AIR CLEANER COVER	120	4	SHIM B, DIFFERENTIAL CASE	100	17
ROD, TIE	89	3	SEAL, DUST	127	9	SHIM B, PINION GEAR	111	13
ROLLER, 4X15.8	58	13	SEAL, DUST, 51.5X72X9	103	49	SHIM B, RING GEAR	112	15
ROLLER, 4X8	72	29	SEAL, EX. VALVE STEM	46	1	SHIM B, STOPPER PIN	111	12
ROPE, RECOIL STARTER	74	2	SEAL, FR. FENDER	90	9	SHIM C	102	28
ROTOR A, OIL PUMP INNER	58	3	SEAL, GLOVE BOX	91	11	SHIM C, DIFFERENTIAL CASE	100	17
ROTOR A, OIL PUMP OUTER	58	4	SEAL, MECHANICAL	51	19	SHIM C, PINION GEAR	111	13
ROTOR B, OIL PUMP INNER	58	5	SEAL, PROPELLER	103	54	SHIM C, RING GEAR	112	15
ROTOR B, OIL PUMP OUTER	58	6	SEAL, RELAY BOX	115	15	SHIM D	102	28
RUBBER C, MOUNTING	134	6	SEAT COMP.	119	1	SHIM D, DIFFERENTIAL CASE	100	17
RUBBER C, STAND STOPPER	115	23	SEAT, RETURN SPRING	56	4	SHIM D, PINION GEAR	111	13
RUBBER, BATTERY	131	7	SEAT, VALVE SPRING	46	14	SHIM D, RING GEAR	112	15
RUBBER, ENGINE HEAD MOUNTING	134	3		70	8	SHIM E	102	28
RUBBER, ENGINE LOWER MOUNTING	134	4	SENSOR ASSY., AIR TEMPERATURE	120	20	SHIM E, DIFFERENTIAL CASE	101	17
RUBBER, FUEL FEED HOSE	116	13	SENSOR ASSY., ANGLE	60	15	SHIM E, PINION GEAR	111	13
RUBBER, MAGNETIC SHOCK	131	6	SENSOR ASSY., BANK ANGLE	132	10	SHIM E, RING GEAR	112	15
RUBBER, MUFFLER MOUNTING	122	10	SENSOR ASSY., SPEED	60	14	SHIM F	102	28
RUBBER, RADIATOR MOUNTING	136	10		100	3	SHIM F, DIFFERENTIAL CASE	101	17
RUBBER, SEAT CUSHION	119	2	SENSOR ASSY., THERMOSTAT OIL	51	23	SHIM F, PINION GEAR	111	13
RUBBER, SILENCER	115	10	SENSOR ASSY., WATER			SHIM F, RING GEAR	112	15
RUBBER, TAILLIGHT MOUNTING	130	2	TEMPERATURE	44	13	SHIM G	102	28
			SENSOR SET	75	1	SHIM G, DIFFERENTIAL CASE	101	17
[S]			SENSOR, OXYGEN	122	9	SHIM G, PINION GEAR	111	13
SCREEN, OIL FILTER	51	14	SEPARATOR COMP.	84	17	SHIM G, RING GEAR	112	15
	65	4	SET RING, 24X1.6	126	9	SHIM H, DIFFERENTIAL CASE	101	17
SCREW-WASHER	75	2	SHAFT ASSY., FR. PROPELLER	100	5	SHIM H, RING GEAR	112	15
SCREW-WASHER, 4X12	82	45	SHAFT ASSY., RR. PROPELLER	114	1	SHIM I, DIFFERENTIAL CASE	101	17
	85	27	SHAFT B	107	23	SHIM I, RING GEAR	112	15
	110	23	SHAFT COMP., BALANCER	66	6	SHIM J, DIFFERENTIAL CASE	101	17
SCREW-WASHER, 4X22	82	46	SHAFT COMP., CHANGE	60	8	SHIM J, RING GEAR	112	15
SCREW-WASHER, 5X12	64	15	SHAFT COMP., REVERSE STOPPER	59	2	SHIM K, DIFFERENTIAL CASE	101	17
SCREW, BLEEDER	104	3	SHAFT COMP., STEERING	87	4	SHIM K, RING GEAR	112	15
	107	25		88	4	SHIM L, DIFFERENTIAL CASE	101	17
SCREW, FLAT, 4X12	85	26	SHAFT SET, L. FR. DRIVE	96	11	SHIM L, RING GEAR	112	15
SCREW, PAN, 4X16	82	40		98	8	SHIM M, DIFFERENTIAL CASE	101	17
			SHAFT SET, RR. DRIVE	126	4	SHIM M, RING GEAR	112	15



PART NAME INDEX

Part name	Page	Ref.	Part name	Page	Ref.	Part name	Page	Ref.
SHIM N, DIFFERENTIAL CASE ----	101	17	SPRING, PARKING LEVER	82	28	TIRE	105	4
SHIM N, RING GEAR	112	15	SPRING, PARKING LEVER RETURN --	82	30		106	3
SHIM O, DIFFERENTIAL CASE ----	101	17	SPRING, PAWL PLUNGER	71	14	TOOL, GEAR CHANGE	139	8
SHIM O, RING GEAR	112	15	SPRING, PLUNGER	81	12	TRAY, FUEL TANK	115	1
SHIM P, DIFFERENTIAL CASE ----	101	17	SPRING, PROPELLER SHAFT	114	3	TUBE, 3.5X660	103	60
SHIM P, RING GEAR	112	15	SPRING, RR. STABILIZER	125	4	TUBE, 3.5X845	113	33
SHIM Q, DIFFERENTIAL CASE ----	101	17	SPRING, SELECT LEVER	92	6	TUBE, 4.5X750	116	20
SHIM Q, RING GEAR	112	15	SPRING, SHAFT	100	4	TUBE, AIR CLEANER CONNECTING --	120	11
SHIM R, DIFFERENTIAL CASE ----	101	17	SPRING, SHIFT DRUM STOPPER	71	16	TUBE, AIR CLEANER DRAIN	120	8
SHIM R, RING GEAR	112	15	SPRING, SHIFT RETURN	71	17	TUBE, BREATHER	120	17
SHIM S, RING GEAR	112	15		92	10	TUBE, RADIATOR RESERVE	136	14
SHIM T, RING GEAR	112	15	SPRING, STOP SWITCH	123	2	TUBE, SNORKEL	120	14
SHIM U, RING GEAR	112	15	SPRING, THROTTLE RETURN	81	16	TUBE, SUB CHAMBER CONNECTING --	120	16
SHIM V, RING GEAR	112	15	SPRING, VALVE	70	7	TUBE, TANK BREATHER	116	9
SHIM W, RING GEAR	112	15	SPRING, VALVE INNER	46	12	TUBE, VINYL, 5X8X230	137	29
SKID, RR. GEAR CASE	134	11	SPRING, VALVE OUTER	46	11			
SLEEVE	108	30	STARTER ASSY., RECOIL	74	1	[V]		
SLEEVE, DIFFERENTIAL LOCK	102	20	STATOR COMP.	62	2	VALVE ASSY., RELIEF	58	8
SLEEVE, FR. FINAL CLUTCH	100	15	STAY A, CLIP	70	9	VALVE SET, IDLE AIR CONTROL ...	75	11
SOCKET COMP., ACCESSORY	90	3	STAY COMP., COUPLER	134	13	VALVE, EX.	46	10
SOLENOID ASSY. B	70	12	STAY COMP., FUEL TANK	115	5	VALVE, IN.	46	9
SOLENOID ASSY., LINEAR	70	10	STAY, COOLING FAN	136	2	VALVE, RELIEF	51	8
SPACER	107	15	STAY, COUPLER	134	8	VALVE, RIM	105	1
SPACER A, RING GEAR	111	14	STAY, ECU	115	13		106	4
SPACER B, RING GEAR	111	14	STAY, HARNESS CLAMPER	75	7	VALVE, SHIFT	70	6
SPACER C, RING GEAR	111	14	STAY, HORN	133	24			
SPACER D, RING GEAR	111	14	STAY, METER COVER	86	8	[W]		
SPACER E, RING GEAR	111	14	STAY, PARKING BRAKE STOPPER ...	81	23	WASHER	64	11
SPACER F, RING GEAR	112	14	STAY, SHIFT CABLE HOLDER	92	13	WASHER B, 8MM	60	17
SPACER G, RING GEAR	112	14	STEP	123	5	WASHER B, THRUST, 22MM	69	30
SPACER H, RING GEAR	112	14	STOPPER COMP., GEARSHIFT DRUM -	71	15	WASHER, 10MM	44	19
SPACER I, RING GEAR	112	14	STOPPER, TERMINAL	64	10	WASHER, 15MM	127	8
SPACER, ACCESSORY SOCKET			STRAINER SET, FUEL	116	1	WASHER, 17.5MM	123	9
INSIDE	90	7	STRAINER, OIL	65	3	WASHER, 25X32X1.0	69	24
SPACER, ACCESSORY SOCKET			SUB HARNESS, ACCESSORY	132	4	WASHER, 64X105X2	55	8
OUTSIDE	90	5	SUB HARNESS, ENGINE	60	12	WASHER, 64X122X1.0	55	7
SPACER, FR. COVER	51	3	SUB HARNESS, FR.	80	1	WASHER, 9X20	82	35
SPANNER, 10X12	139	11	SUB HARNESS, HEADLIGHT	79	5	WASHER, CONICAL SPRING	104	15
SPANNER, 14X17	139	12	SWITCH ASSY., DIFFERENTIAL			WASHER, DRAIN PLUG, 12MM	52	46
SPINDLE COMP., GEARSHIFT	71	19	LOCK	81	9		78	1
SPRING ASSY., RR. BRAKE PEDAL	123	4	SWITCH ASSY., DRUM POSITION ...	59	5	WASHER, DRUM STOPPER	48	5
SPRING B, ADJUSTING	107	9	SWITCH ASSY., ELECTRIC SHIFT --	81	3		71	22
SPRING, AIR CLEANER CASE LID -	120	6	SWITCH ASSY., FR. STOP	81	7	WASHER, LOCK, 6MM	82	34
SPRING, AIR CLEANER LID	120	7		84	1	WASHER, OIL BOLT	52	27
SPRING, ARM RETURN	107	22	SWITCH ASSY., HORN	81	4		59	8
SPRING, BEAM ADJUSTING	79	2	SWITCH ASSY., IGNITION	86	1	WASHER, PLAIN, 4MM	79	11
SPRING, CARBON BRUSH	64	5	SWITCH ASSY., MODE SELECT	81	6	WASHER, PLAIN, 6MM	92	23
SPRING, CHANGE STOPPER	60	11	SWITCH ASSY., NEUTRAL	59	4	WASHER, PLAIN, 8MM	122	15
SPRING, CLUTCH DRIVE	55	2		60	13	WASHER, SEALING, 10.2MM	52	25
SPRING, CLUTCH RETURN	56	3	SWITCH ASSY., RR. STOP	123	1		77	1
SPRING, CLUTCH WAVE	56	2	SWITCH ASSY., STARTER MAGNETIC	131	5	WASHER, SEALING, 6MM	46	19
SPRING, CONED DISK	55	4					50	7
SPRING, DIFFERENTIAL SIDE			[T]					
CONED	102	29	TANK COMP., FUEL	115	2			
SPRING, OIL FILTER ELEMENT			TANK, RADIATOR RESERVE	136	13			
SETTING	51	13	TENSIONER COMP., CAM CHAIN ...	48	2			
SPRING, ORIFICE VALVE	51	7	THERMOSTAT ASSY.	44	11			
SPRING, PAD	104	6						
	108	28						

PART NAME INDEX

Part name	Page	Ref.	Part name	Page	Ref.	Part name	Page	Ref.
WASHER, SEALING, 6MM	76	1						
	77	1						
WASHER, SPECIAL, 17MM	69	26						
	73	11						
WASHER, SPECIAL, 18MM	57	15						
WASHER, SPLINE, 22MM	69	28						
WASHER, SPRING	46	18						
WASHER, SPRING, 10MM	108	33						
WASHER, SPRING, 6MM	131	8						
WASHER, TANK SETTING	92	20						
WASHER, THRUST, 12MM	71	23						
WASHER, THRUST, 12X23X2	52	29						
WASHER, THRUST, 15MM	87	8						
	88	9						
WASHER, THRUST, 17MM	69	29						
WASHER, THRUST, 19MM	52	28						
WASHER, THRUST, 20MM	55	10						
	68	23						
	73	12						
		13						
WASHER, THRUST, 23MM	69	25						
WASHER, THRUST, 28MM	69	27						
		31						
WASHER, THRUST, 29X40X2	55	9						
WASHER, WAVE THRUST, 23.5X42X1	57	16						
WEIGHT SET, CLUTCH	55	13						
WHEEL SUB ASSY., FR.	105	3						
		12						
WHEEL SUB ASSY., RR.	106	2						
		10						
WIRE, CONTROL	92	4						
WRENCH, HEX., 5MM	139	7						
WRENCH, PLUG	139	6						

1

FOREWORD INDEX

2

ENGINE GROUP

3

FRAME GROUP

4

PART NUMBER INDEX

5

PART NAME INDEX

HONDA
The Power of Dreams



PARTS CATALOGUE NEWS

Honda Motor Co., Ltd.
Service Division Service Technology

PARTS CATALOGUE - CORRECTED

Printed in Japan

CODE NO.	13HR6F03
PARTS CATALOGUE NEWS	TRX500FA5/FA6/FA7 TRX500FA5F/G/H TRX500FA6F/G/H TRX500FA7G/H
NEWS NO.	001

Block No.	Ref. No.	Note	Part No.	Description	Reqd. QTY									Serial No.	Parts catalogue code	
					F	FA5 G	H	F	TRX500 FA6 G	H	F	FA7 G	H			
F-45	21	E	38770-HR6-G61	*PARTS NO. DELETION												
		T	38770-HR6-G62	PGM-FI UNIT.....	1	1	1	1	1	1	1	1	1			

NOTE A:PART NO. CHANGE D:NEWLY PROVIDED E:PART NO. DELETION K:REQUIRED NO. CORRECTION L:APPLICATION SERIAL NO. CORRECTION
M:PART DESCRIPTION CORRECTION T:APPLICATION CORRECTION Z:REMARKS CHANGE