

TRX680FA

TRX680FA_E
TRX680FA_F
TRX680FA_G
TRX680FA_H

PARTS CATALOGUE

4

FOREWORD INDEX

1

ENGINE GROUP

2

FRAME GROUP

3

PART NUMBER INDEX

4

PART NAME INDEX

5

Instruction for use of parts catalogue

- **This parts catalogue has been created as of July 01, 2016.**
 - Since this date, the sales practice for repair parts may have been changed or the parts may have been eliminated (listed for those not for sale).
 - The modified information is reflected on the latest Electronic Parts Catalogue (EPC).
Also, refer to the parts catalogue news for any change.
 - See the parts catalogue news for any revision that is made after July 01, 2016.
- **Always specify the part number when ordering a part.**
 - Check the model, type, serial numbers, color, maker, and the size as needed before ordering a part.
 - Note that the illustrations (part drawings) can differ from the actual parts in shape.
They are given just to help you to refer to the parts.
- **When modifications or additions to this parts catalogue are made, a revised edition will be issued at an appropriate time, with successively progressing revision numbers on the cover. We recommend obtaining such revisions in order to keep your parts catalogue up-to-date at all times. To check whether a parts catalogue revision has been issued, please contact your Honda distributor.**

Initial version issue date
May 20, 2013
Honda Motor Co., Ltd.

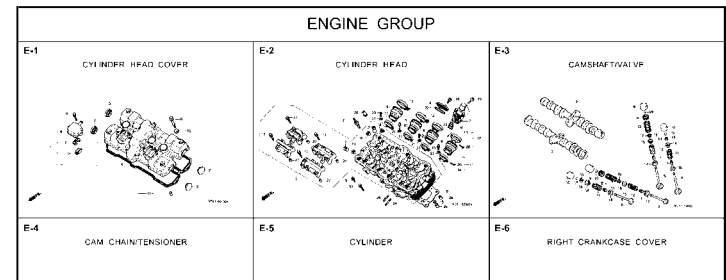
CONTENTS

	Page
● Instruction for use of parts catalogue	1
● How to refer to the part information	2
● Part catalogue structure	3
● When the parts were revised.....	5
● Abbreviations used in the parts catalogue.....	5
● Part block and serial number check	6
● Color label attachment position check.....	6
● Models, parts catalogue codes and applicable serial numbers.....	7
● Color label	8
● Color chart.....	9
● Fuel hose, general purpose hoses and vinyl hose	18
● FLAT RATE SERVICE TIME	22
● Illustrated index	28
● ENGINE GROUP.....	36
● FRAME GROUP.....	72
● PART NO. INDEX.....	139
● PART NAME INDEX.....	144



How to refer to the part information

A Reference with "Illustrated index"

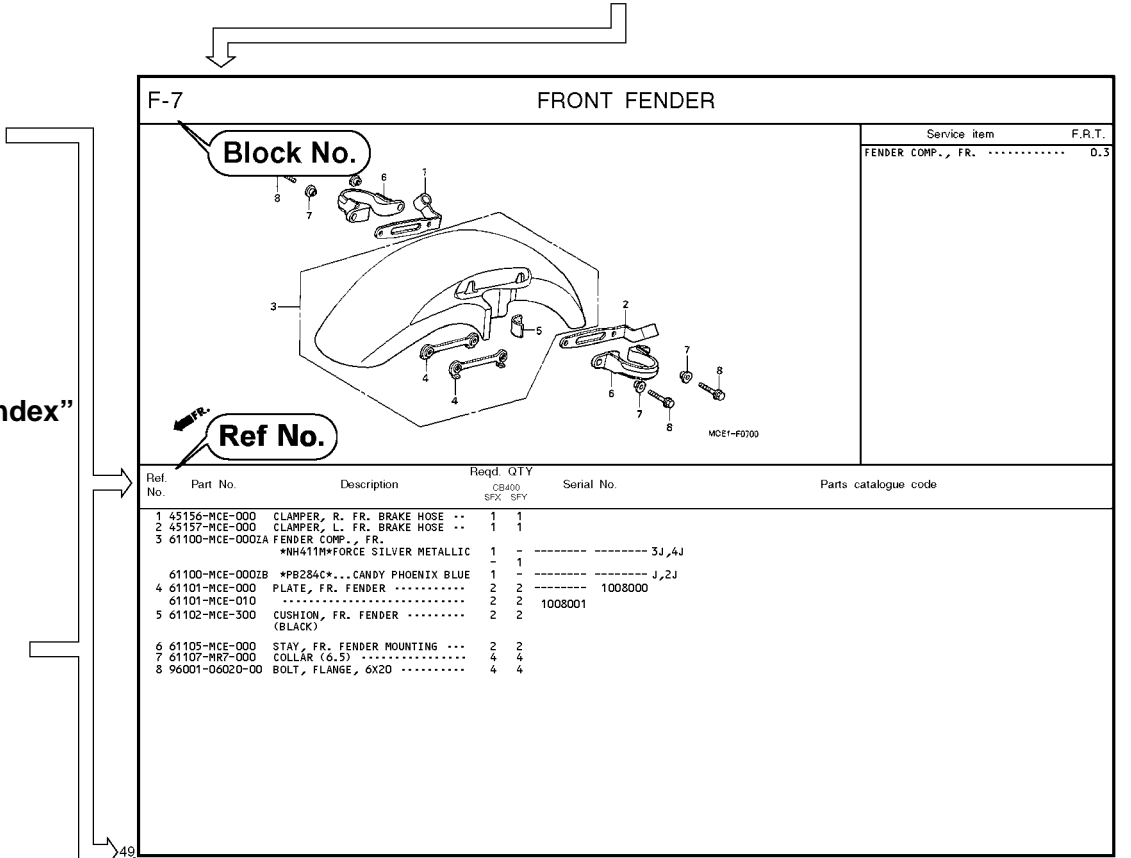


B Reference with "Part number index"

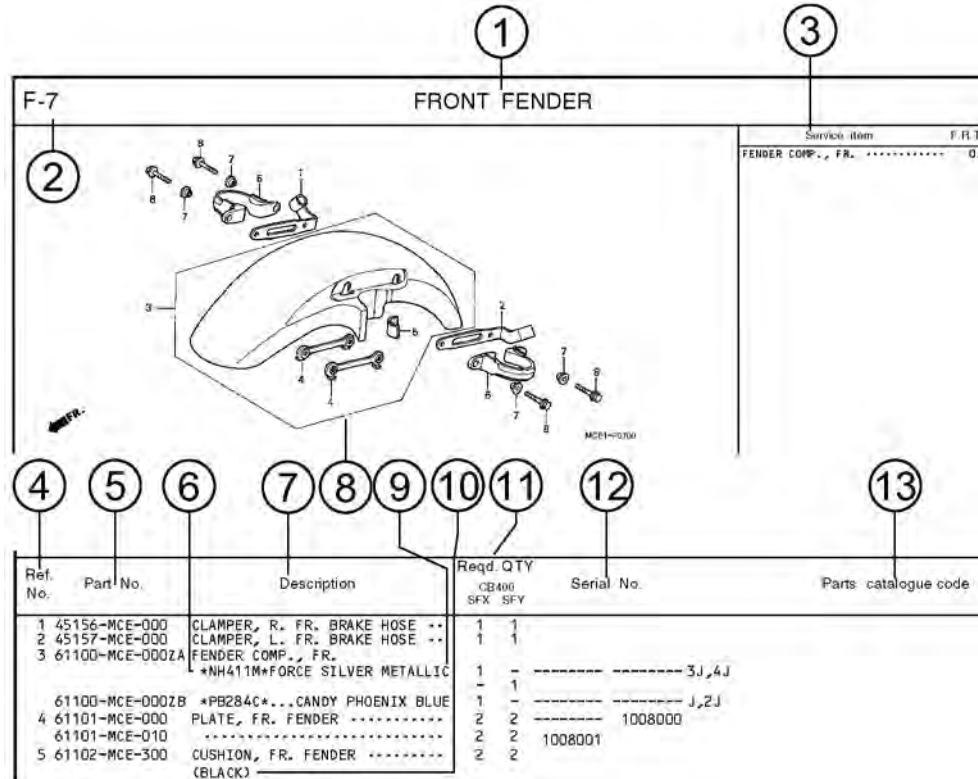
PART NO. INDEX			
Part Number	Page	Ref.	
04000			13323-MY9-751 28 10
			13324-MY9-751 28 10
04911-MCE-000	26	1	13325-MY9-751 28 10
			13327-MY9-751 28 10
06000			14000
06405-MY5-P00	67	3	14100-MCE-000 13 2
06405-MY5-P10	67	3	14200-MCE-000 13 3
06410-MY9-860	56	1	14321-MCE-000 16 2
06435-MCE-006	55	1	14401-MCE-003 16 3
06451-166-405	51	2	14510-MCE-000 16 4
06451-443-405	55	2	14520-MY9-691 16 5
06451-MA7-405	51	1	14524-MY9-690 16 6
06455-MCE-006	51	3	14546-MCE-000 16 7
			14620-MY9-691 16 8
11000			14711-MCE-000 13 4
11210-MCE-000	25	1	14712-MCE-000 13 5
11330-MCE-305	18	1	14721-MCE-000 13 6
11333-RT3-000	22	1	14722-MCE-000 13 7
11335-MCE-000	18	2	14730-MCE-000 13 8
11360-MCE-000	23	1	14731-MCE-000 13 9
11365-MCE-000	23	2	14731-MY9-751 13 10
11396-MY9-000	18	3	14751-MY2-000 13 11
11631-MCE-000	21	1	14751-MCE-000 13 12
11691-MY9-000	21	2	14761-MCE-000 13 13

C Reference with "Part name index"

PART NAME INDEX			
Part name	Page	Ref.	Pe
[A]			
ADJUSTER, CHAIN	67	5	BOLT, CHANGE
ARM COMP., GEAR CHANGE	64	3	BOLT, CLUTCH
ARM, L. MAIN STEP	65	8	BOLT, CONNECT
ARM, L. PILLION STEP	65	12	BOLT, DISK, 4
ARM, R. MAIN STEP	65	5	BOLT, DRAIN F
ARM, R. PILLION STEP	65	11	BOLT, FLANGE
AUTO COOK ASSY., FUEL	73	3	BOLT, FLANGE,
AXLE, FR. WHEEL	52	5	BOLT, FLANGE,
AXLE, RR. WHEEL	56	3	BOLT, FLANGE,
[B]			
BAG, AIR PRESSURE GAUGE	77	4	BOLT, FLANGE,
BAG, SERVICE BOOK	77	1	BOLT, FLANGE,
BAG, TOOL	77	3	BOLT, FLANGE,
BALL, STEEL	65	20	BOLT, FLANGE,
BAND A, INSULATOR	11	11	BOLT, FLANGE,
BAND B, INSULATOR	11	12	BOLT, FLANGE,
BAND, AIR CLEANER CONNECTING TUBE	62	22	BOLT, FLANGE,
BAND, U-LOCK	70	3	BOLT, FLANGE,
BAND, WIRE	26	14	BOLT, FLANGE,
	43	21	BOLT, FLANGE,
	74	18	



Part catalogue structure



① Block title ② Block number

③ Service item/Flat rate time

④ Reference number

- Title number marked with the parenthesis or parentheses indicates that it continues from the previous page.

⑤ Part number ⑥ Honda color code

⑦ Description

⑧ Assemblies

- Sections framed with broken lines in the exploded view drawings are available as complete assemblies. (Their individual parts can also be obtained.)

⑨ Color description

⑩ Note

- Notes are shown with the parentheses in the part name column.

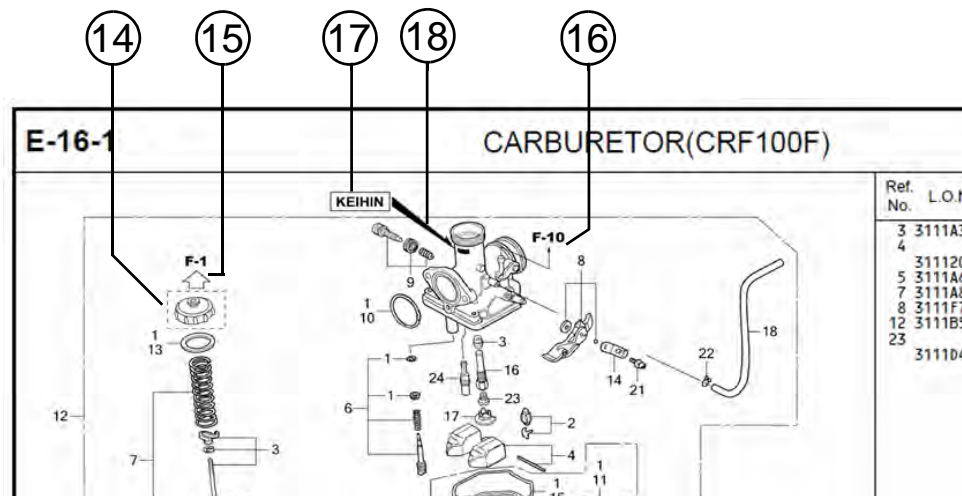
⑪ Required quantity



- Reqd. QTY shown in the parenthesis or parentheses indicates the optional part.
- Reqd. QTY marked with "N" indicates the optional part that should be selected as needed.
- Reqd. QTY indicates the number of the part used in the block.




⑫ Serial number



⑬ Parts catalogue code

- When the parts catalogue code column is blank, it indicates that the part is applicable to all codes.



⑭ 
 • Parts enclosed within a dotted line  are covered in a different block.

⑮ 
 • A hollow arrow  indicates the block No. for the parts enclosed within a dotted line .


⑯ 
 • A solid arrow  indicates the block No. the part in question is connected to.

⑰ **Replacement Identification Information for Designated Part No.**

⑱ **Location of Replacement Identification Information for Designated Part No.**

- If an arrow mark is indicated in 18, the part is incompatible with a different part No.
- Make sure to order the part of the same manufacture, including the component part.
- To make an order, indicate the part No., which includes the symbol displayed on the applicable section of the part to be replaced.

When the parts were revised



Ref. No.	Part No.	Description	Reqd. QTY		Serial No.
			CB400 SFX	SFY	
1	45156-MCE-000	CLAMPER, R. FR. BRAKE HOSE ..	1	1	
2	45157-MCE-000	CLAMPER, L. FR. BRAKE HOSE ..	1	1	
3	61100-MCE-000ZA	FENDER COMP., FR. *NH411M*FORCE SILVER METALLIC	1	-	-----3J,4J
	61100-MCE-000ZB	*PB284C*...CANDY PHOENIX BLUE	1	-	-----J,2J
4	61101-MCE-000	PLATE, FR. FENDER (###).....	2	2	-----1008000
	61101-MCE-010	2	2	-----1008001
5	61102-MCE-300	CUSHION, FR. FENDER (BLACK)	2	2	
6	61105-MCE-000	STAY, FR. FENDER MOUNTING ...	2	2	
7	61107-MR7-000	COLLAR (6,5)	4	4	
8	96001-06020-00	BOLT, FLANGE, 6X20	4	4	


The number has been used from the initial model without revision.

When shown at the left side, it is applicable to the models of No.1008001 and the subsequent numbers.

When shown at the right side, it is applicable to the models up to No.1008000.

The parts listed with "###" at the end of the parts name have limited supply period (parts not for sale).

Abbreviations used in the parts catalogue



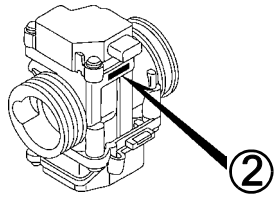

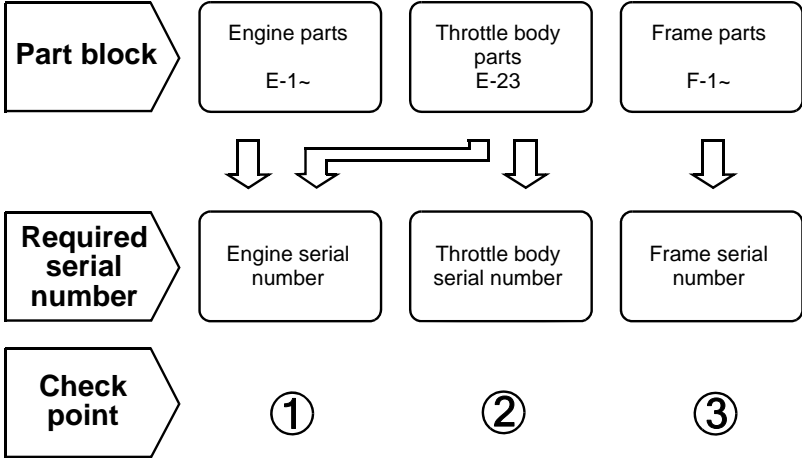
* "L." or "R." in the description of a part stands for the LEFT hand side or the RIGHT hand side. Determine the left or right as if you were in the motorcycle seat.

The following abbreviations are used in this parts catalogue.

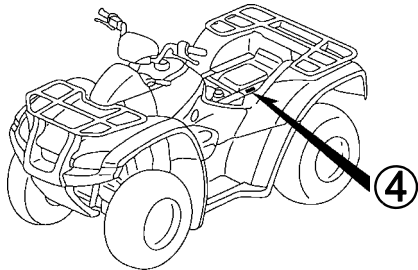
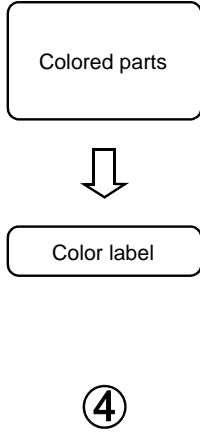
A Ampere	L.Left
ABS Anti-lock brake system	L (100L) .Link (100 Links)
A.C. Alternating current	L.E.D.Light emitted diode
A.M. Attaching mark	MMMillimeter
ASSY. Assembly	MPHMiles per hour
C.D.I. Capacitive discharge ignition	R.Right
COMP. ... Complete	RR.Rear
D.C. Direct current	STD.Standard
EX. Exhaust	T (22T) ...Tooth (22 Teeth)
FR. Front	TCSTraction control system
G Gram	T.M.Transcript mark
HEX. Hexagonal	VVolt
IN. Inlet	WWatt
KPH Kilometers per hour	WLWith labelling
	WOLWithout labelling

1

Part block and serial number check



Color label attachment position check



Models, parts catalogue codes and applicable serial numbers

Models, parts catalogue codes and applicable serial Nos. given in this parts catalogue can be identified as follows.

Parts with parts catalogue codes are exclusive for models destined for countries designated.

If no area codes are listed, parts are for common use.

Model	Area code	Type	Applicable engine serial No.	Applicable frame serial No.	Applicable throttle body identification No.
TRX680FAE	ED	European direct sales	TE33E-8100001~8199999	1HFTE33E*E4900001~E4999999	GQ6DA B
	U	Australia	TE33E-8100001~8199999	1HFTE33U*E4900001~E4999999	
TRX680FAF	ED	European direct sales	TE33E-8200001~	1HFTE33E*F4000001~F4099999	GQ6LC A
	U	Australia	TE33E-8200001~	1HFTE33U*F4000001~F4099999	
TRX680FAG	ED	European direct sales	TE33E-8200001~	1HFTE33E*G4100001~G4199999	
	U	Australia	TE33E-8200001~	1HFTE33U*G4100001~G4199999	
TRX680FAH	ED	European direct sales	TE33E-8200001~	1HFTE33E*H4200001~	
	U	Australia	TE33E-8200001~	1HFTE33U*H4200001~	

* Of carburetor/throttle body identification numbers, only the portions underlined in the example below are used for registration.

GQ6DA  KC ア

1

Color label

- When ordering parts, check the model name, main color, and code by observing the “COLOR LABEL” on the vehicle.
- When ordering a colored part, use the color chart in the instruction for use of parts catalogue.

VFR800FIW COLOR R-157 CODE R157		MODEL	VFR800FIW					
	No.	COLOR	Sparkling silver metallic	Mute black metallic	Applicable model		Applicable block No.	Re
		CODE	NH-295M	NH-359M	Initial applicable model	Final applicable model		
	Name of colored parts	Basic part No.	NH295	NH359				
	1							
	2							
	3							
	4							
	5							
	6							
	7							
	8							
	9							
	10							

Color chart

- When ordering a colored part, refer to the chart below and use a part number consisting of the relevant basic part number to which has been added a part color code.

TRX680FA (TRX680FAE)

No.	MODEL		TRX680FAE						
	COLOR		Adventure green	Patriot red	Sandstone beige	Applicable model		Applicable block No.	Ref.No.
	CODE		G-152	R-232	YR-252R	Initial applicable model	Final applicable model		
	Name of colored parts	Basic part No.	G152	R232	YR252				
1	CARRIER, FR. LUGGAGE	81100-HN8-C40	ZA	ZB	ZA			F-39	8
2	CARRIER, RR. LUGGAGE	81300-HN8-720	ZA	ZB	ZA			F-39	11
3	COVER ASSY., FUEL TANK CENTER	83350-HN8-A60	ZA	ZB	ZG			F-23	8
4	COVER ASSY., L. ENGINE SIDE	11320-HN8-A60	ZA	ZA	ZA			F-23	2
5	COVER ASSY., R. ENGINE SIDE	11310-HN8-000	ZA	ZA	ZA			F-23	1
6	COVER COMP., R. SIDE	83800-HN8-000	ZA	ZB	ZG			F-23	14
7	COVER SET, L. TANK SIDE	83650-HN8-B80	ZD	ZE	-			F-23	12
8	COVER SET, L. TANK SIDE	83650-HN8-F00	-	-	ZA			F-23	12
9	COVER SET, R. TANK SIDE	83550-HN8-B80	ZD	ZE	-			F-23	10
10	COVER SET, R. TANK SIDE	83550-HN8-F00	-	-	ZA			F-23	10
11	COVER SET, STEERING	83450-HN8-B80	ZA	ZA	ZA			F-8	24
12	COVER, FUEL TANK TOP	83700-HN8-000	ZA	ZA	ZA			F-23	13
13	COVER, METER LOWER	53210-HN8-000	ZA	ZA	ZA			F-5	15
14	COVER, METER UPPER	53205-HN8-A60	ZA	ZB	ZC			F-5	11
15	COVER, R. ENGINE SUB	80123-HN8-000	ZA	ZA	ZA			F-32	8
16	COVER, R. SIDE LOWER	83820-HN8-000	ZA	ZA	ZA			F-23	15
17	COVER, RR. METER LOWER	53125-HN8-000	ZA	ZA	ZA			F-5	8
18	EMBLEM, L. FUEL TANK COVER	87122-HP0-A20	ZB	ZA	-			F-42	2
19	EMBLEM, R. FUEL TANK COVER	87121-HP0-A20	ZB	ZA	-			F-42	1
20	FENDER, FR.	61100-HN8-760	ZA	ZB	ZC			F-8	4
21	FENDER, FR.	61100-HN8-B80	ZA	ZC	ZD			F-8	4

TRX680FA (TRX680FAE)

No.	MODEL		TRX680FAE						Applicable block No.	Ref.No.
	COLOR		Adventure green	Patriot red	Sandstone beige	Applicable model				
	CODE		G-152	R-232	YR-252R					
	Name of colored parts	Basic part No.	G152	R232	YR252	Initial applicable model	Final applicable model			
22	FENDER, L. RR.	80200-HN8-760	ZA	ZB	ZC			F-32	9	
23	FENDER, L. RR.	80200-HN8-B80	ZA	ZC	ZE			F-32	9	
24	FENDER, R. RR.	80100-HN8-000	ZA	ZB	ZG			F-32	5	
25	GRILLE, FR.	66310-HN8-000	ZA	ZA	ZA			F-39	5	
26	GRILLE, L. FR.	66500-HN8-000	ZA	ZA	ZA			F-39	6	
27	GRILLE, R. FR.	66300-HN8-000	ZA	ZA	ZA			F-39	4	
28	LID ASSY., UTILITY BOX	61110-HN8-000	ZA	ZB	ZG			F-8	13	
29	LID, OIL	83130-HN8-000	ZA	ZA	ZA			F-32	22	
30	MARK, FR. COVER	87124-HN8-B80	ZA	ZA	ZA			F-42	3	
31	MARK, L. WING	86202-HN8-F00	-	-	ZA			F-42	2	
32	MARK, R. WING	86201-HN8-F00	-	-	ZA			F-42	1	
33	MARK, STEERING COVER	87127-HN8-000	ZA	ZA	ZA			F-42	4	
34	MUDGUARD ASSY., RR.	80270-HN8-A00	ZA	ZA	ZA			F-32	20	
35	MUDGUARD, L. CENTER	80122-HN8-650	ZA	ZA	ZA			F-32	7	
36	MUDGUARD, L. FR. LOWER	61867-HN8-000	ZA	ZA	ZA			F-8	22	
37	MUDGUARD, L. FR. SIDE	61866-HN8-000	ZA	ZA	ZA			F-8	21	
38	MUDGUARD, L. RR.	80260-HN8-650	ZA	ZA	ZA			F-32	19	
39	MUDGUARD, L. RR. SIDE	80221-HN8-650	ZA	ZA	ZA			F-32	13	
40	MUDGUARD, R. CENTER	80121-HN8-650	ZA	ZA	ZA			F-32	6	
41	MUDGUARD, R. FR. LOWER	61862-HN8-000	ZA	ZA	ZA			F-8	18	
42	MUDGUARD, R. FR. SIDE	61861-HN8-000	ZA	ZA	ZA			F-8	17	
43	MUDGUARD, R. RR.	80255-HN8-650	ZA	ZA	ZA			F-32	18	
44	MUDGUARD, R. RR. SIDE	80220-HN8-650	ZA	ZA	ZA			F-32	12	
45	PROTECTOR, MUFFLER	81320-HN8-000	ZA	ZA	ZA			F-32	21	
46	SEAT COMP.	77100-HN8-760	ZB	ZB	ZB			F-24	2	
47	SEAT COMP.	77100-HN8-B80	ZA	ZA	ZA			F-24	2	

TRX680FA (TRX680FAE)

No.	MODEL		TRX680FAE						
	COLOR		Adventure green	Patriot red	Sandstone beige	Applicable model		Applicable block No.	Ref.No.
	CODE		G-152	R-232	YR-252R				
	Name of colored parts	Basic part No.	G152	R232	YR252	Initial applicable model	Final applicable model		
48	WHEEL SUB ASSY., FR.	44650-HN8-F00	ZA	ZA	-			F-15	3
49	WHEEL SUB ASSY., FR.	44650-HN8-F30	-	-	ZA			F-15	3
50	WHEEL SUB ASSY., RR.	42650-HN8-F00	ZA	ZA	-			F-16	2
51	WHEEL SUB ASSY., RR.	42650-HN8-F30	-	-	ZA			F-16	2



TRX680FA (TRX680FAF)

No.	MODEL		TRX680FAF					Ref.No.
	COLOR		Adventure green	Patriot red	Applicable model		Applicable block No.	
	CODE		G-152	R-232	Initial applicable model	Final applicable model		
	Name of colored parts	Basic part No.	G152	R232				
1	CARRIER, FR. LUGGAGE	81100-HN8-C40	ZA	ZB			F-39	8
2	CARRIER, RR. LUGGAGE	81300-HN8-720	ZA	ZB			F-39	11
3	COVER ASSY., FUEL TANK CENTER	83350-HN8-F40	ZB	ZA			F-23	8
4	COVER ASSY., L. ENGINE SIDE	11320-HN8-F40	ZA	ZA			F-23	2
5	COVER ASSY., R. ENGINE SIDE	11310-HN8-000	ZA	ZA			F-23	1
6	COVER COMP., R. SIDE	83800-HN8-F40	ZD	ZC			F-23	14
7	COVER SET, L. TANK SIDE	83650-HN8-B80	ZD	ZE			F-23	12
8	COVER SET, R. TANK SIDE	83550-HN8-F40	ZA	ZB			F-23	10
9	COVER SET, STEERING	83450-HN8-B80	ZA	ZA			F-8	24
10	COVER, FUEL TANK TOP	83700-HN8-000	ZA	ZA			F-23	13
11	COVER, METER LOWER	53210-HN8-000	ZA	ZA			F-5	15
12	COVER, METER UPPER	53205-HN8-A60	ZA	ZB			F-5	11
13	COVER, R. ENGINE SUB	80123-HN8-000	ZA	ZA			F-32	8
14	COVER, R. SIDE LOWER	83820-HN8-000	ZA	ZA			F-23	15
15	COVER, RR. METER LOWER	53125-HN8-000	ZA	ZA			F-5	8
16	EMBLEM, L. FUEL TANK COVER	87122-HP0-A20	ZB	ZA			F-42	2
17	EMBLEM, R. FUEL TANK COVER	87121-HP0-A20	ZB	ZA			F-42	1
18	FENDER, FR.	61100-HN8-B81	ZA	ZC			F-8	4
19	FENDER, FR.	61100-HN8-F51	ZB	ZA			F-8	4
20	FENDER, L. RR.	80200-HN8-F40	ZB	ZA			F-32	9
21	FENDER, L. RR.	80200-HN8-F50	ZB	ZA			F-32	9
22	FENDER, R. RR.	80100-HN8-000	ZA	ZB			F-32	5
23	GRILLE, FR.	66310-HN8-000	ZA	ZA			F-39	5
24	GRILLE, L. FR.	66500-HN8-000	ZA	ZA			F-39	6
25	GRILLE, R. FR.	66300-HN8-000	ZA	ZA			F-39	4
26	LID ASSY., UTILITY BOX	61110-HN8-000	ZA	ZB			F-8	13

TRX680FA (TRX680FAF)

No.	MODEL		TRX680FAF					
	COLOR		Adventure green	Patriot red	Applicable model		Applicable block No.	Ref.No.
	CODE		G-152	R-232	Initial applicable model	Final applicable model		
	Name of colored parts	Basic part No.	G152	R232				
27	LID, OIL	83130-HN8-000	ZA	ZA			F-32	22
28	MARK, FR. COVER	87124-HN8-B80	ZA	ZA			F-42	3
29	MARK, STEERING COVER	87127-HN8-000	ZA	ZA			F-42	4
30	MUDGUARD ASSY., RR.	80270-HN8-A00	ZA	ZA			F-32	20
31	MUDGUARD, L. CENTER	80122-HN8-650	ZA	ZA			F-32	7
32	MUDGUARD, L. FR. LOWER	61867-HN8-000	ZA	ZA			F-8	22
33	MUDGUARD, L. FR. SIDE	61866-HN8-000	ZA	ZA			F-8	21
34	MUDGUARD, L. RR.	80260-HN8-650	ZA	ZA			F-32	19
35	MUDGUARD, L. RR. SIDE	80221-HN8-650	ZA	ZA			F-32	13
36	MUDGUARD, R. CENTER	80121-HN8-650	ZA	ZA			F-32	6
37	MUDGUARD, R. FR. LOWER	61862-HN8-000	ZA	ZA			F-8	18
38	MUDGUARD, R. FR. SIDE	61861-HN8-000	ZA	ZA			F-8	17
39	MUDGUARD, R. RR.	80255-HN8-650	ZA	ZA			F-32	18
40	MUDGUARD, R. RR. SIDE	80220-HN8-650	ZA	ZA			F-32	12
41	PROTECTOR, MUFFLER	81320-HN8-000	ZA	ZA			F-32	21
42	SEAT COMP.	77100-HN8-760	ZB	ZB			F-24	2
43	SEAT COMP.	77100-HN8-B80	ZA	ZA			F-24	2
44	WHEEL SUB ASSY., FR.	44650-HN8-F00	ZA	ZA			F-15	3
45	WHEEL SUB ASSY., RR.	42650-HN8-F00	ZA	ZA			F-16	2

TRX680FA (TRX680FAG)

No.	MODEL		TRX680FAG					Ref.No.
	COLOR		Adventure green	Patriot red	Applicable model		Applicable block No.	
	CODE		G-152	R-232	Initial applicable model	Final applicable model		
	Name of colored parts	Basic part No.	G152	R232				
1	CARRIER, FR. LUGGAGE	81100-HN8-C40	ZA	ZA			F-39	8
2	CARRIER, RR. LUGGAGE	81300-HN8-720	ZA	ZA			F-39	11
3	COVER ASSY., FUEL TANK CENTER	83350-HN8-F40	ZB	ZA			F-23	8
4	COVER ASSY., L. ENGINE SIDE	11320-HN8-F40	ZA	ZA			F-23	2
5	COVER ASSY., R. ENGINE SIDE	11310-HN8-000	ZA	ZA			F-23	1
6	COVER COMP., R. SIDE	83800-HN8-F40	ZB	ZA			F-23	14
7	COVER SET, L. TANK SIDE	83650-HN8-B80	ZD	-			F-23	12
8	COVER SET, L. TANK SIDE	83650-HN8-G10	-	ZA			F-23	12
9	COVER SET, R. TANK SIDE	83550-HN8-F40	ZA	-			F-23	10
10	COVER SET, R. TANK SIDE	83550-HN8-G10	-	ZA			F-23	10
11	COVER SET, STEERING	83450-HN8-B80	ZA	ZA			F-8	24
12	COVER, FUEL TANK TOP	83700-HN8-000	ZA	ZA			F-23	13
13	COVER, METER LOWER	53210-HN8-000	ZA	ZA			F-5	15
14	COVER, METER UPPER	53205-HN8-A60	ZA	ZB			F-5	11
15	COVER, R. ENGINE SUB	80123-HN8-000	ZA	ZA			F-32	8
16	COVER, R. SIDE LOWER	83820-HN8-000	ZA	ZA			F-23	15
17	COVER, RR. METER LOWER	53125-HN8-000	ZA	ZA			F-5	8
18	EMBLEM, L. FUEL TANK COVER	87122-HP0-A20	ZB	-			F-42	2
19	EMBLEM, R. FUEL TANK COVER	87121-HP0-A20	ZB	-			F-42	1
20	FENDER, FR.	61100-HN8-B81	ZA	ZC			F-8	4
21	FENDER, FR.	61100-HN8-F51	ZB	ZA			F-8	4
22	FENDER, L. RR.	80200-HN8-F40	ZB	ZA			F-32	9
23	FENDER, L. RR.	80200-HN8-F50	ZB	ZA			F-32	9
24	FENDER, R. RR.	80100-HN8-000	ZA	ZB			F-32	5
25	GRILLE, FR.	66310-HN8-000	ZA	ZA			F-39	5
26	GRILLE, L. FR.	66500-HN8-000	ZA	ZA			F-39	6

TRX680FA (TRX680FAG)

No.	MODEL		TRX680FAG					Ref.No.
	COLOR		Adventure green	Patriot red	Applicable model		Applicable block No.	
	CODE		G-152	R-232	Initial applicable model	Final applicable model		
	Name of colored parts	Basic part No.	G152	R232				
27	GRILLE, R. FR.	66300-HN8-000	ZA	ZA			F-39	4
28	LID ASSY., UTILITY BOX	61110-HN8-000	ZA	ZB			F-8	13
29	LID, OIL	83130-HN8-000	ZA	ZA			F-32	22
30	MARK, FR. COVER	87124-HN8-B80	ZA	ZA			F-42	3
31	MARK, L. WING	86202-HR6-A60	-	ZC			F-42	2
32	MARK, R. WING	86201-HR6-A60	-	ZC			F-42	1
33	MARK, STEERING COVER	87127-HN8-000	ZA	ZA			F-42	4
34	MUDGUARD ASSY., RR.	80270-HN8-A00	ZA	ZA			F-32	20
35	MUDGUARD, L. CENTER	80122-HN8-650	ZA	ZA			F-32	7
36	MUDGUARD, L. FR. LOWER	61867-HN8-000	ZA	ZA			F-8	22
37	MUDGUARD, L. FR. SIDE	61866-HN8-000	ZA	ZA			F-8	21
38	MUDGUARD, L. RR.	80260-HN8-650	ZA	ZA			F-32	19
39	MUDGUARD, L. RR. SIDE	80221-HN8-650	ZA	ZA			F-32	13
40	MUDGUARD, R. CENTER	80121-HN8-650	ZA	ZA			F-32	6
41	MUDGUARD, R. FR. LOWER	61862-HN8-000	ZA	ZA			F-8	18
42	MUDGUARD, R. FR. SIDE	61861-HN8-000	ZA	ZA			F-8	17
43	MUDGUARD, R. RR.	80255-HN8-650	ZA	ZA			F-32	18
44	MUDGUARD, R. RR. SIDE	80220-HN8-650	ZA	ZA			F-32	12
45	PROTECTOR, MUFFLER	81320-HN8-000	ZA	ZA			F-32	21
46	SEAT COMP.	77100-HN8-760	ZB	ZB			F-24	2
47	SEAT COMP.	77100-HN8-B80	ZA	ZA			F-24	2
48	WHEEL SUB ASSY., FR.	44650-HN8-F00	ZA	ZA			F-15	3
49	WHEEL SUB ASSY., RR.	42650-HN8-F00	ZA	ZA			F-16	2



TRX680FA (TRX680FAH)

No.	MODEL		TRX680FAH				
	COLOR		Patriot red R-232	Applicable model		Applicable block No.	Ref.No.
	CODE			Initial applicable model	Final applicable model		
	Name of colored parts	Basic part No.	R232				
1	CARRIER, FR. LUGGAGE	81100-HN8-C40	ZA			F-39	8
2	CARRIER, RR. LUGGAGE	81300-HN8-720	ZA			F-39	11
3	COVER ASSY., FUEL TANK CENTER	83350-HN8-F40	ZA			F-23	8
4	COVER ASSY., L. ENGINE SIDE	11320-HN8-F40	ZA			F-23	2
5	COVER ASSY., R. ENGINE SIDE	11310-HN8-000	ZA			F-23	1
6	COVER COMP., R. SIDE	83800-HN8-F40	ZA			F-23	14
7	COVER SET, L. TANK SIDE	83650-HN8-G10	ZA			F-23	12
8	COVER SET, R. TANK SIDE	83550-HN8-G10	ZA			F-23	10
9	COVER SET, STEERING	83450-HN8-J00	ZA			F-8	24
10	COVER, FUEL TANK TOP	83700-HN8-000	ZA			F-23	13
11	COVER, METER LOWER	53210-HN8-000	ZA			F-5	15
12	COVER, METER UPPER	53205-HN8-A60	ZB			F-5	11
13	COVER, R. ENGINE SUB	80123-HN8-000	ZA			F-32	8
14	COVER, R. SIDE LOWER	83820-HN8-000	ZA			F-23	15
15	COVER, RR. METER LOWER	53125-HN8-000	ZA			F-5	8
16	FENDER, FR.	61100-HN8-B81	ZC			F-8	4
17	FENDER, FR.	61100-HN8-F51	ZA			F-8	4
18	FENDER, L. RR.	80200-HN8-F40	ZA			F-32	9
19	FENDER, L. RR.	80200-HN8-F50	ZA			F-32	9
20	FENDER, R. RR.	80100-HN8-000	ZB			F-32	5
21	GRILLE, FR.	66310-HN8-000	ZA			F-39	5
22	GRILLE, L. FR.	66500-HN8-000	ZA			F-39	6
23	GRILLE, R. FR.	66300-HN8-000	ZA			F-39	4
24	LID ASSY., UTILITY BOX	61110-HN8-000	ZB			F-8	13
25	LID, OIL	83130-HN8-000	ZA			F-32	22
26	MARK, FR. COVER	86831-HN8-J00	ZA			F-42	5

TRX680FA (TRX680FAH)

No.	MODEL		TRX680FAH				
	COLOR		Patriot red	Applicable model		Applicable block No.	Ref.No.
	CODE		R-232	Initial applicable model	Final applicable model		
	Name of colored parts	Basic part No.	R232				
27	MARK, L. WING	86202-HR6-A60	ZC			F-42	2
28	MARK, R. WING	86201-HR6-A60	ZC			F-42	1
29	MARK, STEERING COVER	87127-HN8-000	ZA			F-42	4
30	MUDGUARD ASSY., RR.	80270-HN8-A00	ZA			F-32	20
31	MUDGUARD, L. CENTER	80122-HN8-650	ZA			F-32	7
32	MUDGUARD, L. FR. LOWER	61867-HN8-000	ZA			F-8	22
33	MUDGUARD, L. FR. SIDE	61866-HN8-000	ZA			F-8	21
34	MUDGUARD, L. RR.	80260-HN8-650	ZA			F-32	19
35	MUDGUARD, L. RR. SIDE	80221-HN8-650	ZA			F-32	13
36	MUDGUARD, R. CENTER	80121-HN8-650	ZA			F-32	6
37	MUDGUARD, R. FR. LOWER	61862-HN8-000	ZA			F-8	18
38	MUDGUARD, R. FR. SIDE	61861-HN8-000	ZA			F-8	17
39	MUDGUARD, R. RR.	80255-HN8-650	ZA			F-32	18
40	MUDGUARD, R. RR. SIDE	80220-HN8-650	ZA			F-32	12
41	PROTECTOR, MUFFLER	81320-HN8-000	ZA			F-32	21
42	SEAT COMP.	77100-HN8-760	ZB			F-24	2
43	SEAT COMP.	77100-HN8-B80	ZA			F-24	2
44	WHEEL SUB ASSY., FR.	44650-HN8-F00	ZA			F-15	3
45	WHEEL SUB ASSY., RR.	42650-HN8-F00	ZA			F-16	2

Fuel hose, general purpose hoses and vinyl hose

- The standard part fuel hose, general purpose hose and vinyl hose may be substituted by the coiled bulk part.
- When ordering the standard part fuel hose, general purpose hose and vinyl hose use the bulk part number written in the parts catalogue in brackets () underneath the part name, or use the catalogue below.
(The bulk part standard length is 1 m, however, those displayed in the catalogue < > are available in 3 m and 8 m lengths.)
- When exchanging the hose, cut and use at the specified length as mentioned in the part name.
(For the method of cutting the bulk part, and method of filling out orders etc., please refer to the service manual and the instructions issued with the bulk part.)
- The list below is a catalogue of the standard part numbers and bulk part numbers. Note that those numbers are applicable to the listed replacement parts only.

Fuel hoses/Tubes			
Standard part No.	Bulk part No.	Bulk part	
		Inner diameter (mm)	Length (m)
95001-30xxx-2x	95001-30001-20M	3.0	1
95001-30xxx-3x	95001-30001-30M	3.0	1
95001-30xxx-4x	95001-30001-40M	3.0	1
95001-35xxx-2x	95001-35001-50M <95001-35003-50M>	3.5	1 3
95001-35xxx-3x	95001-35001-60M <95001-35003-60M>	3.5	1 3
95001-35xxx-4x	95001-35001-60M <95001-35003-60M>	3.5	1 3
95001-35xxx-5x	95001-35001-50M <95001-35003-50M>	3.5	1 3
95001-35xxx-6x	95001-35001-60M <95001-35003-60M>	3.5	1 3
95001-45xxx-2x	95001-45001-50M <95001-45003-50M>	4.5	1 3
95001-45xxx-3x	95001-45001-60M <95001-45003-60M> <95001-45008-60M>	4.5	1 3 8
95001-45xxx-4x	95001-45001-60M <95001-45003-60M> <95001-45008-60M>	4.5	1 3 8
95001-45xxx-5x	95001-45001-50M <95001-45003-50M>	4.5	1 3
95001-45xxx-6x	95001-45001-60M <95001-45003-60M> <95001-45008-60M>	4.5	1 3 8
95001-55xxx-2x	95001-55001-50M <95001-55003-50M> <95001-55008-50M>	5.5	1 3 8

Fuel hoses/Tubes			
Standard part No.	Bulk part No.	Bulk part	
		Inner diameter (mm)	Length (m)
95001-55xxx-3x	95001-55001-60M <95001-55003-60M> <95001-55008-60M>	5.5	1 3 8
95001-55xxx-4x	95001-55001-60M <95001-55003-60M> <95001-55008-60M>	5.5	1 3 8
95001-55xxx-5x	95001-55001-50M <95001-55003-50M> <95001-55008-50M>	5.5	1 3 8
95001-55xxx-6x	95001-55001-60M <95001-55003-60M> <95001-55008-60M>	5.5	1 3 8
95001-75xxx-2x	95001-75001-50M <95001-75003-50M>	7.5	1 3
95001-75xxx-3x	95001-75001-60M <95001-75003-60M> <95001-75008-60M>	7.5	1 3 8
95001-75xxx-4x	95001-75001-60M <95001-75003-60M> <95001-75008-60M>	7.5	1 3 8
95001-75xxx-5x	95001-75001-50M <95001-75003-50M>	7.5	1 3
95001-75xxx-6x	95001-75001-60M <95001-75003-60M> <95001-75008-60M>	7.5	1 3 8
95001-80xxx-2x	95001-80001-50M	8.0	1
95001-80xxx-3x	95001-80001-60M	8.0	1
95001-80xxx-4x	95001-80001-60M	8.0	1
95001-80xxx-5x	95001-80001-50M	8.0	1
95001-80xxx-6x	95001-80001-60M	8.0	1

Vinyl tube				
Standard part No.	Bulk part No.	Bulk part		
		Inner dia- meter (mm)	Outer dia-meter (mm)	Length (m)
95003-01xxx-3x	95003-01001-60M <95003-01003-60M>	2.9	6.8	1 3
95003-01xxx-60	95003-01001-60M <95003-01003-60M>	2.9	6.8	1 3
95003-03xxx-3x	95003-03001-60M <95003-03003-60M>	3.0	6.0	1 3
95003-03xxx-60	95003-03001-60M <95003-03003-60M>	3.0	6.0	1 3
95003-05xxx-3x	95003-05001-60M <95003-05003-60M> <95003-05008-60M>	3.5	6.5	1 3 8
95003-05xxx-60	95003-05001-60M <95003-05003-60M> <95003-05008-60M>	3.5	6.5	1 3 8
95003-07xxx-1x	95003-07001-10M <95003-07003-10M> <95003-07008-10M>	4.0	7.0	1 3 8
95003-07xxx-20	95003-07001-10M <95003-07003-10M> <95003-07008-10M>	4.0	7.0	1 3 8
95003-07xxx-3x	95003-07001-60M <95003-07003-60M> <95003-07008-60M>	4.0	7.0	1 3 8
95003-07xxx-60	95003-07001-60M <95003-07003-60M> <95003-07008-60M>	4.0	7.0	1 3 8
95003-07xxx-7x	95003-07001-70M <95003-07003-70M> <95003-07008-70M>	4.0	7.0	1 3 8
95003-08xxx-1x	95003-08001-10M <95003-08003-10M> <95003-08008-10M>	4.5	6.5	1 3 8
95003-09xxx-3x	95003-09001-60M <95003-09003-60M>	4.5	8.0	1 3
95003-09xxx-60	95003-09001-60M <95003-09003-60M>	4.5	8.0	1 3
95003-10xxx-1x	95003-10001-10M <95003-10003-10M>	5.0	8.0	1 3
95003-10xxx-20	95003-10001-10M <95003-10003-10M>	5.0	8.0	1 3
95003-10xxx-3x	95003-10001-60M <95003-10003-60M>	5.0	8.0	1 3
95003-10xxx-60	95003-10001-60M <95003-10003-60M>	5.0	8.0	1 3
95003-11xxx-3x	95003-11001-60M <95003-11003-60M> <95003-11008-60M>	5.0	9.0	1 3 8
95003-11xxx-60	95003-11001-60M <95003-11003-60M> <95003-11008-60M>	5.0	9.0	1 3 8
95003-12xxx-1x	95003-12001-10M <95003-12003-10M> <95003-12008-10M>	5.0	7.0	1 3 8
95003-12xxx-20	95003-12001-10M <95003-12003-10M> <95003-12008-10M>	5.0	7.0	1 3 8

Vinyl tube				
Standard part No.	Bulk part No.	Bulk part		
		Inner dia- meter (mm)	Outer dia-meter (mm)	Length (m)
95003-14xxx-1x	95003-14001-10M <95003-14003-10M>	6.0	9.0	1 3
95003-14xxx-20	95003-14001-10M <95003-14003-10M>	6.0	9.0	1 3
95003-14xxx-3x	95003-14001-60M <95003-14003-60M>	6.0	9.0	1 3
95003-17xxx-1x	95003-17001-10M <95003-17003-10M>	7.0	9.0	1 3
95003-19xxx-1x	95003-19001-10M <95003-19003-10M> <95003-19008-10M>	7.0	11.0	1 3 8
95003-19xxx-20	95003-19001-10M <95003-19003-10M> <95003-19008-10M>	7.0	11.0	1 3 8
95003-19xxx-3x	95003-19001-60M <95003-19003-60M> <95003-19008-60M>	7.0	11.0	1 3 8
95003-19xxx-60	95003-19001-60M <95003-19003-60M> <95003-19008-60M>	7.0	11.0	1 3 8
95003-21xxx-1x	95003-21001-10M <95003-21003-10M>	8.0	9.0	1 3
95003-21xxx-20	95003-21001-10M <95003-21003-10M>	8.0	9.0	1 3
95003-23xxx-1x	95003-23001-10M <95003-23003-10M>	8.0	12.0	1 3
95003-23xxx-20	95003-23001-10M <95003-23003-10M>	8.0	12.0	1 3
95003-23xxx-3x	95003-23001-60M <95003-23003-60M> <95003-23008-60M>	8.0	12.0	1 3 8
95003-23xxx-60	95003-23001-60M <95003-23003-60M> <95003-23008-60M>	8.0	12.0	1 3 8
95003-25xxx-1x	95003-25001-10M <95003-25003-10M>	9.0	11.0	1 3
95003-25xxx-20	95003-25001-10M <95003-25003-10M>	9.0	11.0	1 3
95003-25xxx-3x	95003-25001-60M <95003-25003-60M>	9.0	11.0	1 3
95003-25xxx-7x	95003-25001-70M <95003-25003-70M>	9.0	11.0	1 3
95003-27xxx-1x	95003-27001-10M <95003-27003-10M>	9.0	13.0	1 3
95003-27xxx-20	95003-27001-10M <95003-27003-10M>	9.0	13.0	1 3
95003-27xxx-3x	95003-27001-60M <95003-27003-60M>	9.0	13.0	1 3
95003-27xxx-60	95003-27001-60M <95003-27003-60M>	9.0	13.0	1 3
95003-33xxx-1x	95003-33001-10M <95003-33003-10M>	10.0	14.0	1 3
95003-33xxx-20	95003-33001-10M <95003-33003-10M>	10.0	14.0	1 3

Vinyl tube				
Standard part No.	Bulk part No.	Bulk part		
		Inner dia- meter (mm)	Outer dia-meter (mm)	Length (m)
95003-36xxx-1x	95003-36001-10M <95003-36003-10M> <95003-36008-10M>	11.0	13.0	1 3 8
95003-36xxx-20	95003-36001-10M <95003-36003-10M> <95003-36008-10M>	11.0	13.0	1 3 8
95003-37xxx-3x	95003-37001-60M <95003-37003-60M>	11.0	15.0	1 3
95003-37xxx-60	95003-37001-60M <95003-37003-60M>	11.0	15.0	1 3
95003-38xxx-1x	95003-38001-10M <95003-38003-10M>	12.0	13.0	1 3
95003-38xxx-20	95003-38001-10M <95003-38003-10M>	12.0	13.0	1 3
95003-39xxx-1x	95003-39001-10M <95003-39003-10M>	12.0	14.0	1 3
95003-39xxx-20	95003-39001-10M <95003-39003-10M>	12.0	14.0	1 3
95003-40xxx-20	95003-40001-10M <95003-40003-10M>	12.0	16.0	1 3
95003-40xxx-3x	95003-40001-60M <95003-40003-60M>	12.0	16.0	1 3
95003-40xxx-60	95003-40001-60M <95003-40003-60M>	12.0	16.0	1 3
95003-43xxx-1x	95003-43001-10M <95003-43003-10M> <95003-43008-10M>	13.0	15.0	1 3 8
95003-43xxx-20	95003-43001-10M <95003-43003-10M> <95003-43008-10M>	13.0	15.0	1 3 8
95003-45xxx-1x	95003-45001-10M <95003-45003-10M> <95003-45008-10M>	14.0	18.0	1 3 8
95003-45xxx-20	95003-45001-10M <95003-45003-10M> <95003-45008-10M>	14.0	18.0	1 3 8
95003-50xxx-1x	95003-50001-10M <95003-50003-10M>	16.0	19.0	1 3
95003-50xxx-20	95003-50001-10M <95003-50003-10M>	16.0	19.0	1 3
95003-50xxx-3x	95003-50001-60M <95003-50003-60M>	16.0	19.0	1 3
95003-55xxx-1x	95003-55001-10M <95003-55003-10M>	17.5	20.5	1 3
95003-55xxx-20	95003-55001-10M <95003-55003-10M>	17.5	20.5	1 3
95003-60xxx-1x	95003-60001-10M <95003-60003-10M>	22.0	27.0	1 3
95003-60xxx-20	95003-60001-10M <95003-60003-10M>	22.0	27.0	1 3
95003-60xxx-3x	95003-60001-60M <95003-60003-60M>	22.0	27.0	1 3
95003-60xxx-60	95003-60001-60M <95003-60003-60M>	22.0	27.0	1 3

General purpose hoses			
Standard part No.	Bulk part No.	Bulk part	
		Inner diameter (mm)	Length (m)
95005-11xxx-3x	95005-11001-30M	11.0	1
95005-11xxx-5x	95005-11001-50M	11.0	1
95005-12xxx-1x	95005-12001-10M <95005-12003-10M>	12.0	1 3
95005-12xxx-2x	95005-12001-20M	12.0	1
95005-12xxx-3x	95005-12001-30M	12.0	1
95005-12xxx-5x	95005-12001-50M	12.0	1
95005-14xxx-1x	95005-14001-10M	14.0	1
95005-14xxx-2x	95005-14001-20M <95005-14003-20M>	14.0	1 3
95005-14xxx-3x	95005-14001-30M	14.0	1
95005-14xxx-5x	95005-14001-50M	14.0	1
95005-17xxx-1x	95005-17001-10M	17.0	1
95005-17xxx-2x	95005-17001-20M	17.0	1
95005-17xxx-3x	95005-17001-30M	17.0	1
95005-17xxx-5x	95005-17001-50M	17.0	1
95005-30xxx-3x	95005-30001-30M	3.0	1
95005-30xxx-5x	95005-30001-50M	3.0	1
95005-35xxx-1x	95005-35001-10M <95005-35003-10M> <95005-35008-10M>	3.5	1 3 8
95005-35xxx-2x	95005-35001-20M	3.5	1
95005-35xxx-3x	95005-35001-30M	3.5	1
95005-35xxx-4x	95005-35001-10M <95005-35003-10M> <95005-35008-10M>	3.5	1 3 8
95005-35xxx-5x	95005-35001-50M	3.5	1
95005-45xxx-1x	95005-45001-10M <95005-45003-10M> <95005-45008-10M>	4.5	1 3 8
95005-45xxx-2x	95005-45001-20M	4.5	1
95005-45xxx-3x	95005-45001-30M	4.5	1

General purpose hoses			
Standard part No.	Bulk part No.	Bulk part	
		Inner diameter (mm)	Length (m)
95005-45xxx-4x	95005-45001-10M <95005-45003-10M> <95005-45008-10M>	4.5	1 3 8
95005-45xxx-5x	95005-45001-50M	4.5	1
95005-50xxx-3x	95005-50001-30M <95005-50003-30M>	5.0	1 3
95005-50xxx-5x	95005-50001-50M	5.0	1
95005-55xxx-1x	95005-55001-10M <95005-55003-10M> <95005-55008-10M>	5.3	1 3 8
95005-55xxx-2x	95005-55001-20M <95005-55003-20M>	5.3	1 3
95005-55xxx-4x	95005-55001-10M <95005-55003-10M> <95005-55008-10M>	5.3	1 3 8
95005-65xxx-1x	95005-65001-10M <95005-65003-10M>	6.5	1 3
95005-65xxx-2x	95005-65001-20M	6.5	1
95005-70xxx-3x	95005-70001-30M <95005-70003-30M>	7.0	1 3
95005-70xxx-5x	95005-70001-50M	7.0	1
95005-75xxx-1x	95005-75001-10M <95005-75003-10M>	7.3	1 3
95005-75xxx-2x	95005-75001-20M	7.3	1
95005-80xxx-1x	95005-80001-10M <95005-80003-10M>	8.0	1 3
95005-80xxx-2x	95005-80001-20M	8.0	1
95005-80xxx-3x	95005-80001-30M	8.0	1
95005-80xxx-5x	95005-80001-50M	8.0	1
95005-91xxx-3x	95005-91001-30M	12.0	1
95005-91xxx-5x	95005-91001-50M	12.0	1
95005-92xxx-3x	95005-92001-30M	12.0	1
95005-92xxx-5x	95005-92001-50M	12.0	1

NOTE: X is displayed to represent the omitted numerals and letters of the roman alphabet.

⊙ **CAUTION: It is DANGEROUS to confuse the fuel hose with the general purpose hose or vinyl hose.**

Never use a general purpose hose or vinyl hose in place of a fuel hose or vice versa. Always use the correct bulk part in the parts catalogue, according to the service manual or the instructions issued with the bulk part.

• Bulk part number of fuel hose, general purpose hose and vinyl hose.

(Example)

95001-75001-50M

Bulk part number: Refers to the bulk part.

Marking code (hose type): (fuel hose and general purpose hose)

Change code (for added hose): (Vinyl hose)

- Indicates number mark or change sequence, however, the code for the bulk part must be strictly 0 (zero).

Types of code:

- Fuel hose
 - 2: Red outside braid (3 mm inside dia. only)
 - 5: Black inside braid
 - 3: Red (3 mm inside dia. only)
 - 4: Ash gray with red stripe (3 mm inside dia. only)
 - 6: Black
- Vinyl hose
 - 1: Clear
 - 2: Black
 - 3: Light red
 - 6: Light red
 - 7: Pale black
- General hose
 - 1: Ash gray
 - 2: Ash gray
 - 3: Black
 - 5: Black

Lengths: 001: 1 m (standard)
003: 3 m
008: 8 m

I.D code: (fuel hose and general purpose hose)

- 30: 3.0 mm
- 35: 3.5 mm
- 45: 4.5 mm
- 50: 5.0 mm
- 55: 5.3 mm, 5.5 mm
- 65: 6.5 mm
- 70: 7.0 mm
- 75: 7.3 mm, 7.5 mm
- 80: 8.0 mm
- 11: 11 mm
- 91: 12 mm (outside dia. 15) mm
- 92: 12 mm (outside dia. 16) mm
- 12: 12 mm (outside dia. 17) mm
- 14: 14 mm
- 17: 17 mm

ID./OD. code: (vinyl hose)

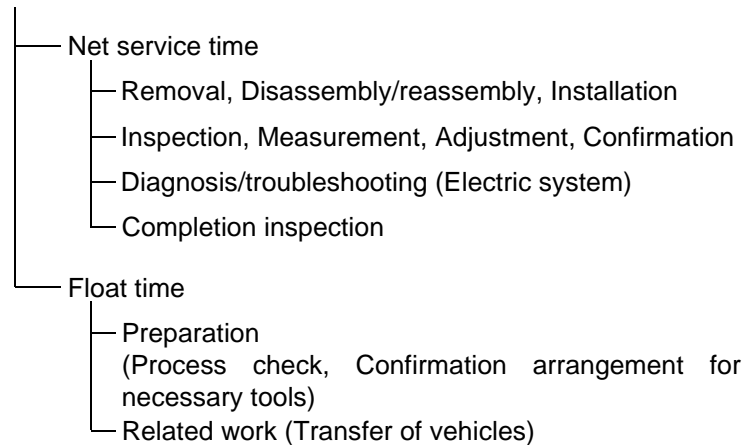
- 01: ID. 2.9, OD. 6.8 mm
- 03: ID. 3.0, OD. 6.0 mm
- 05: ID. 3.5, OD. 6.5 mm
- 07: ID. 4.0, OD. 7.0 mm
- 08: ID. 4.5, OD. 6.5 mm
- 09: ID. 4.5, OD. 8.0 mm
- 12: ID. 5.0, OD. 7.0 mm
- 10: ID. 5.0, OD. 8.0 mm
- 11: ID. 5.0, OD. 9.0 mm
- 14: ID. 6.0, OD. 9.0 mm
- 17: ID. 7.0, OD. 9.0 mm
- 19: ID. 7.0, OD. 11.0 mm
- 21: ID. 8.0, OD. 9.0 mm
- 23: ID. 8.0, OD. 12.0 mm
- 25: ID. 9.0, OD. 11.0 mm
- 27: ID. 9.0, OD. 13.0 mm
- 33: ID. 10.0, OD. 14.0 mm
- 36: ID. 11.0, OD. 13.0 mm
- 37: ID. 11.0, OD. 15.0 mm
- 38: ID. 12.0, OD. 13.0 mm
- 39: ID. 12.0, OD. 14.0 mm
- 40: ID. 12.0, OD. 16.0 mm
- 43: ID. 13.0, OD. 15.0 mm
- 45: ID. 14.0, OD. 18.0 mm
- 50: ID. 16.0, OD. 19.0 mm
- 55: ID. 17.5, OD. 20.5 mm
- 60: ID. 22.0, OD. 27.0 mm

Hose type: 1: Fuel hose
3: Vinyl hose
5: General hose

FLAT RATE SERVICE TIME

Flat rate service time (FRT) means the standard time required to service a MC, which is listed in this manual to help the dealers control the actual working process and calculate the service charge by using it as a guide.

FRT setting system



* Float time is set by multiplying the net service time by a given coefficient.

Editorial style

The service items shown in the text are listed with the exchange work time for the repair sales parts as the subject. Other representative service items not using repair parts (removal/installation, adjustment, inspection/measuring, and other work) are listed collectively in the list in the preface, classified according to the work.

FRT setting standard

- Decimal system (in unit of 0.1) is adopted to set FRT as it is convenient to calculate the wage.
Example: (0.1) → 6 minutes, (0.2) → 12 minutes
[Labor cost per hour] x [FRT] = [Wage]
- FRT is set with a hand tool.
- Service items and FRT can be subject to change depending on development of tools and service equipment and improvement in service procedure.

Work procedure

- As the work procedure is set with the work time according to the method in the separate Service Manual, refer to this Manual as required.
- Work methods permitting servicing in the shortest time still permitting assurance of safe work and product warranty are used for the setting of service items not listed in the Service Manual.
- Work basically is to be performed by one person, and when two or more people are required, setting is done as the total time for the number of people.
- The set value for the technological level of the workers uses a person with three years of experience in the repair of Honda vehicles as the standard.
- Special tools and service equipment used to set FRT are those specified or recommended in Service Manual.

Service item whose FRT is not presented

- Accessories and service parts that are not listed to use in this manual.
- Locations with little aging deterioration or breakage during normal use.
- Service work that can be finished by one touch.
- Service work that is seldom done (i.e. extremely small causes of trouble and service frequency).

* When FRT is not presented, please calculate wages based on appropriate actual work time

Operation not included of FRT

- Oil and coolant water draining, Waiting time for warming up operation and etc..
- Additional operation that involves removal/installation of standard exterior equipment.
- Indirect time spent for service by visiting the customer, trade-in, and delivery of a MC.
- Indirect time required for ordering and delivery of parts.
- Cost for grease, adhesive agent, etc. used for service work.

Explanation of FRT by using an example
(The example may differ from the actual presented items)

Ref. No.	L.O.N.	(Relative ref. Number) Description	F.R.T.
②	111118	(1, 3, 4, 7) CAMSHAFT 4.5	②
③	111118A	⑥ • Includes: Valve clearance adjustment Replace rocker arm add 1.0	⑤

- ① Reference No. of the illustration of part that shows location of the replacement work.
- ② FRT is an abbreviation of Flat Rate Time indicating the standard service time required for the replacement.
- ③ LON is an abbreviation of Labor Operation Number, and it is a classification of the service items by the work unit code.

The same operation code is used regardless of the models.

Standard operation is indicated with 6 digits code, and additional operation is indicated with 7 digits code.

- ④ Indicating the camshaft replacement and FRT4.5.
- ⑤ Indicating FRT1.0 that will be added when additional operation (replace rocker arm) is done in association with camshaft replacement.

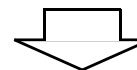
⑥ Indicating work contents that are included in the service item.

⑦ Indicating a reference No. whose operation and time are the same as FRT4.5 for the camshaft.

(The application range is limited to the service items without an LON setting within a same block.)

How to refer to the service item by using the sample
(camshaft replacement)

Open to the page of the block where the camshaft's spare part illustration is shown.



Look for the camshaft illustration, and refer to the service item and FRT that agree with the reference No.

Indication mark for the listing of service items that continues to the following page

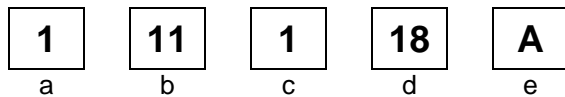
Ref. No.	L.O.N.	(Relative ref. Number) Description	F.R.T.
2	111118	CAMSHAFT	4.5
	.	.	.
	.	.	.

+
Mark indicated at the last line.

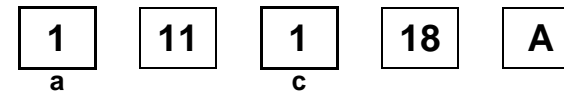
Indication of the block with no setting of FRT

Ref. No.	L.O.N.	(Relative ref. Number) Description	F.R.T.
NO INFORMATION			

• LON code system



- a) Category code..... Engine
- b) Location/function code Engine upper
- c) Operation code..... Replace
- d) Operation sequence number (Unit code can be shown with alphabet) camshaft (No regular rule of code)
- e) Additional code replace rocker arm (No regular rule of code)



a) Category codes and classification

Code	Category
1	Engine
2	Transmission
3	Fuel & Exhaust
4	Frame & Body
5	Steering/Suspension
6	Electrical
7	Wheels/Brakes
8	Controls/instrument
9	-
0	-

c) Operation codes and classification

Code	Operation category
1	Replace, Removal/Installation, Change
2	Overhaul
3	Adjust, Balance
4	(Paint-related work: Top-coat)
5	Test, Inspect/diagnose, Measurement, Check
6	(Overhaul-related work: Rebore)
7	(Overhaul-related work: Reseal)
8	(Resurface)
9	(Paint-related work: Refinish)
0	Repair, Cleaning, Air bleeding

Major service items without using spare parts
Removal/Installation, Adjustment, Inspection/Measurement, Overhaul, Other work

[E: Engine, F: Frame]

* OPERATIONS OTHER THAN REPLACING PARTS

• Removal/installation

Set for the configuration with the parts removed from the vehicle.

	LON	DESCRIPTION	FRT
E	1101E5	TILTING ENGINE ASSEMBLY-REMOVAL/INSTALLATION INCLUDES: All necessary adjustment	3.4
	3111D5	THROTTLE BODY ASSEMBLY-REMOVAL/INSTALLATION	0.4
	1101E6	CRANKCASE SEPARATION INCLUDES: Engine removal and installation	6.5
F	1151E6	RADIATOR ASSEMBLY-REMOVAL/INSTALLATION	1.0
	2131S4	FINAL DRIVEN GEAR ASSEMBLY-REMOVAL/INSTALLATION FRONT	1.4
	2131S5	REAR	1.8

• Adjustment

	LON	DESCRIPTION	FRT
E	6143A1	SPARK PLUG-ADJUSTMENT/CLEANING NOTE: For 1 vehicle	0.3
	1113A0	VALVE CLEARANCE-ADJUSTMENT NOTE: For 1 vehicle	0.6
F	6163A0	HEADLIGHT-AIMING	0.1
	7113A2	PARKING BRAKE-ADJUSTMENT	0.1
	3113A3	THROTTLE OPERATION-ADJUSTMENT	0.1
	7103A3	TOE-IN-ADJUSTMENT	0.3

• Inspection/Measurement

	LON	DESCRIPTION	FRT
E	1115A0	COMPRESSION PRESSURE-MEASUREMENT	0.1
	1115A2	COMPRESSION PRESSURE-MEASUREMENT(A) NOTE: 2 Spark plugs type	0.3
	6145A0	IGNITION TIMING-INSPECTION	0.2
F	6105A0	BATTERY-CHARGE INCLUDES: In case of open type battery, checking electrolyte level and charge.	0.2

• Overhaul

Work condition: The required Measurements, inspections, adjustments, and cleaning/washing of each part are performed, including the main body removal/installation work and the replacement of defective parts.

	LON	DESCRIPTION	FRT
F	2132A1	FINAL DRIVEN GEAR-OVERHAUL FRONT	3.4
	2132A2	REAR	4.1

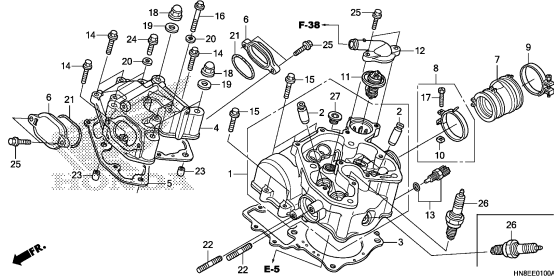
• Other work

	LON	DESCRIPTION	FRT
E	1130A1	OIL FILTER SCREEN-CLEANING INCLUDES: Engine removal and installation	6.5
	1130A2	OIL STRAINER-CLEANING INCLUDES: Engine removal and installation	6.5
F	3120A0	CLEANER ELEMENT-CLEANING	0.2
	7110A0	FRONT BRAKE-AIR BLEEDING	0.2
	7110A1	REAR BRAKE-AIR BLEEDING	0.3
	1151E7	RADIATOR COOLANT-CHANGE	0.3

ENGINE GROUP

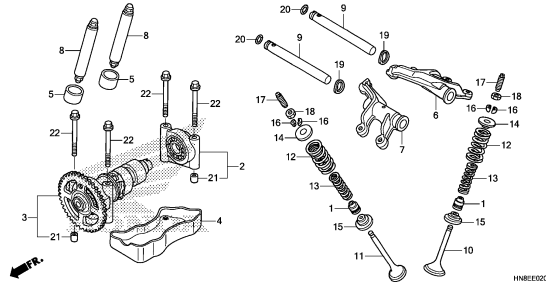
E-1

CYLINDER HEAD



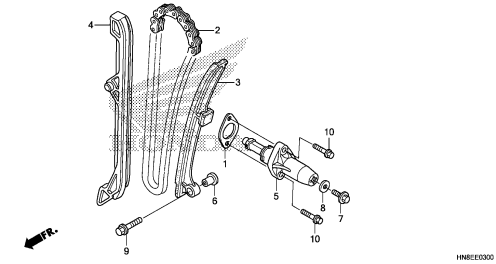
E-2

CAMSHAFT/VALVE



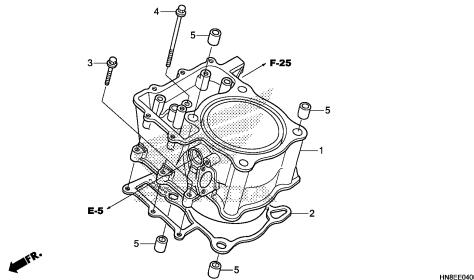
E-3

CAM CHAIN/TENSIONER



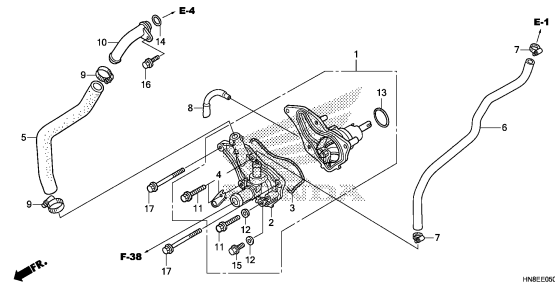
E-4

CYLINDER



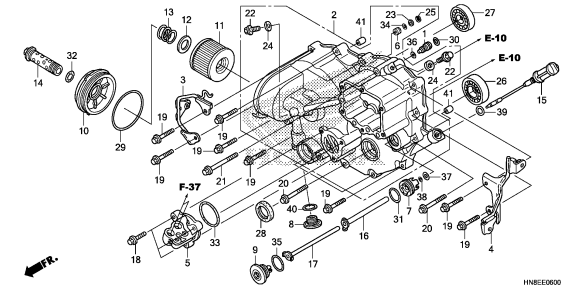
E-5

WATER PUMP



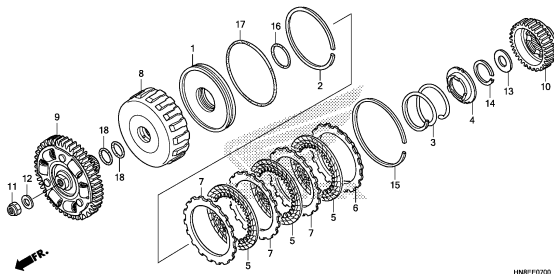
E-6

FRONT CRANKCASE COVER



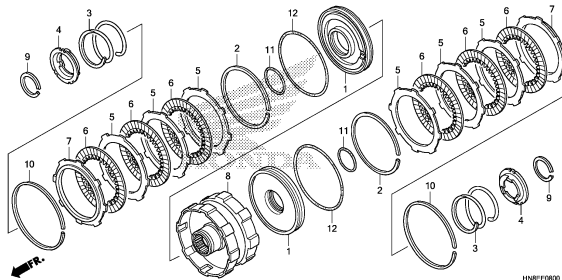
E-7

CLUTCH(LOW)



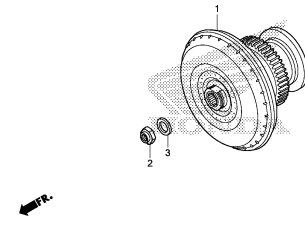
E-8

CLUTCH(2-3)



E-9

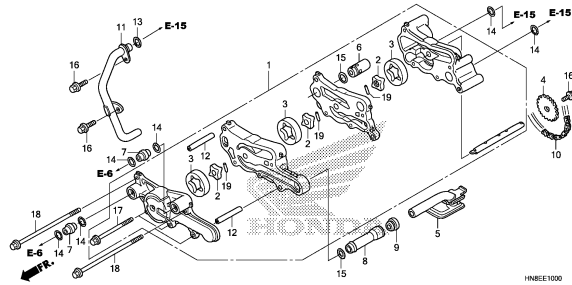
TORQUE CONVERTER



ENGINE GROUP

E-10

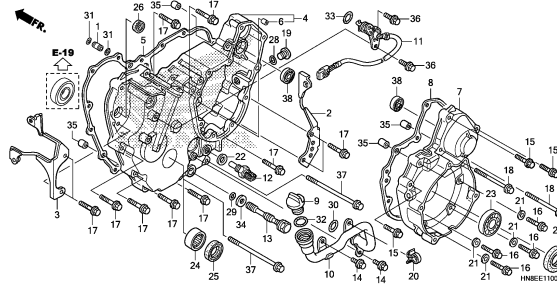
OIL PUMP



HNBE1100

E-11

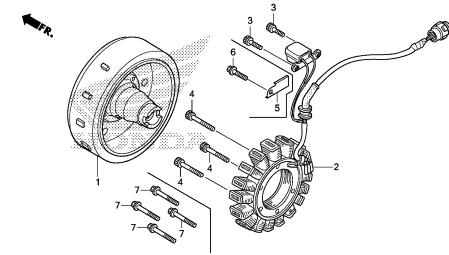
REAR CRANKCASE COVER



HNBE1100

E-12

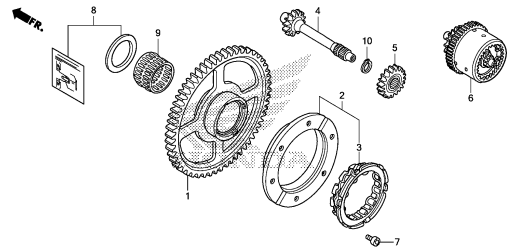
GENERATOR



HNBE1200A

E-13

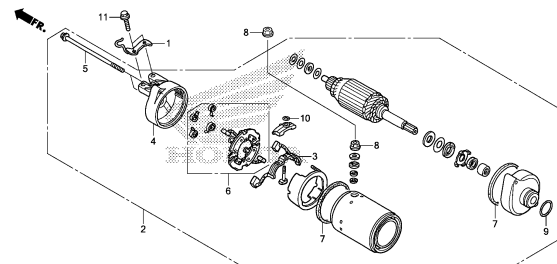
STARTING GEAR



HNBE1300

E-14

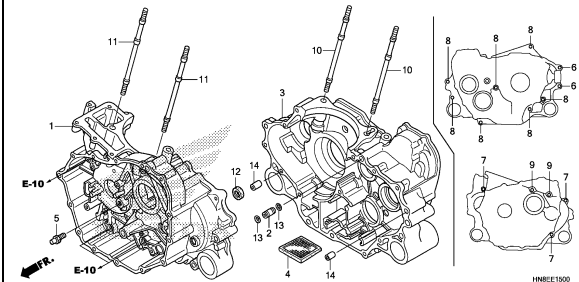
STARTING MOTOR



HNBE1400

E-15

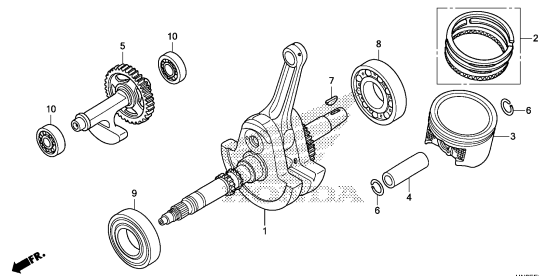
CRANKCASE



HNBE1500

E-16

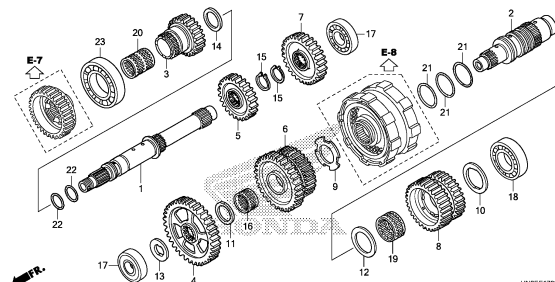
CRANK SHAFT/PISTON



HNBE1600

E-17

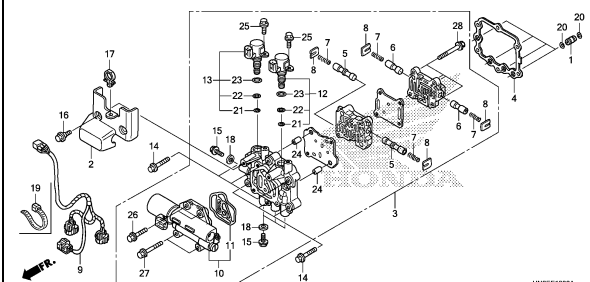
TRANSMISSION



HNBE1700

E-18

MAIN VALVE BODY



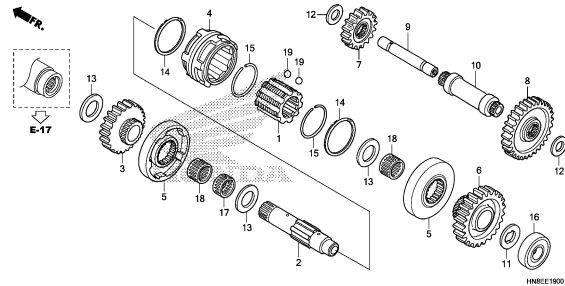
HNBE1800A

2

ENGINE GROUP

E-19

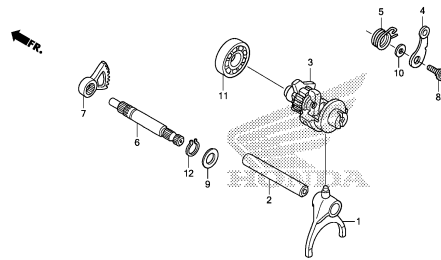
REVERSE GEAR



HNBE1900

E-20

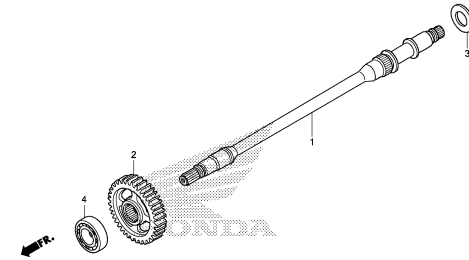
GEARSHIFT FORK



HNBE2000

E-21

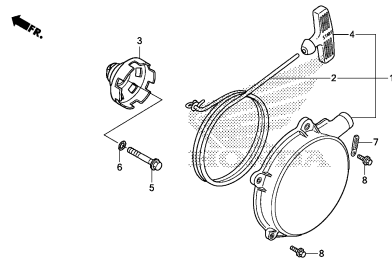
FINAL SHAFT



HNBE2100

E-22

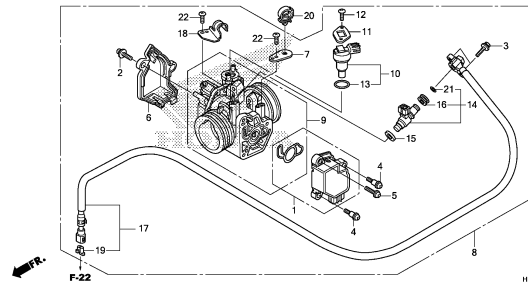
RECOIL STARTER



HNBE2200

E-23

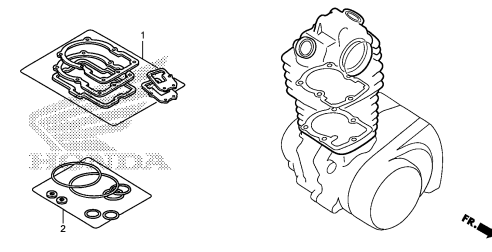
THROTTLE BODY



HNBE2300

EOP-1

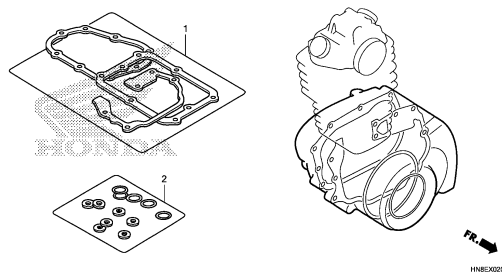
GASKET KIT A



HNBE0100

EOP-2

GASKET KIT B

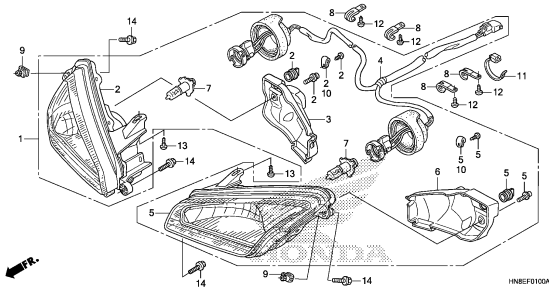


HNBE0200

FRAME GROUP

F-1

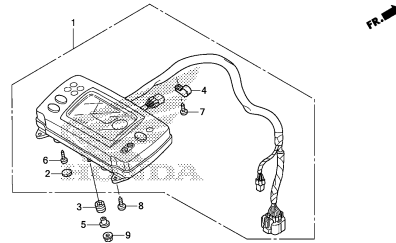
HEADLIGHT



HNBEFD00A

F-2

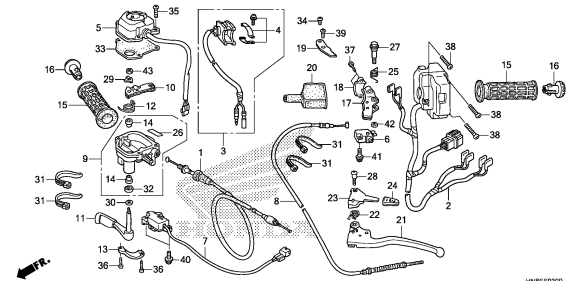
METER



HNBEFD000

F-3

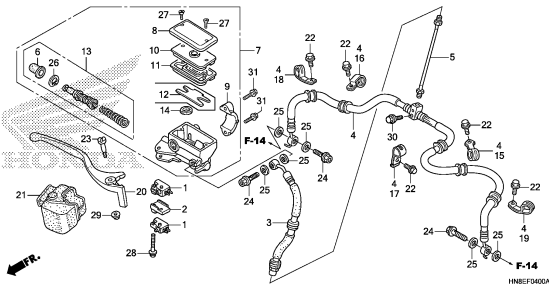
HANDLE LEVER/SWITCH/CABLE



HNBEFD000

F-4

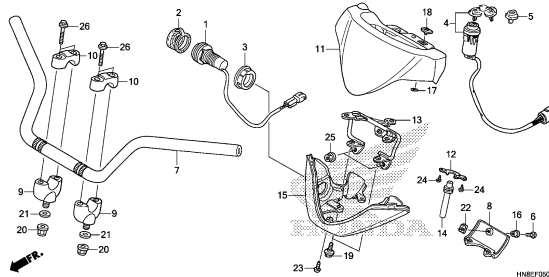
FR. BRAKE MASTER CYLINDER



HNBEFD00A

F-5

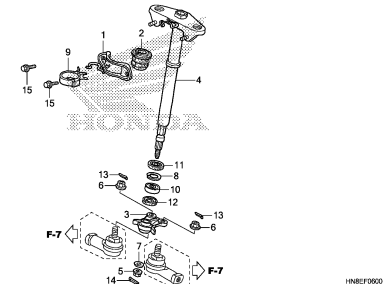
HANDLE PIPE



HNBEFD000

F-6

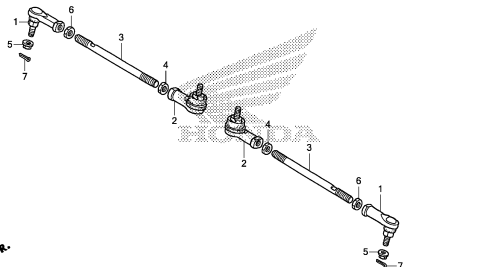
STEERING SHAFT



HNBEFD000

F-7

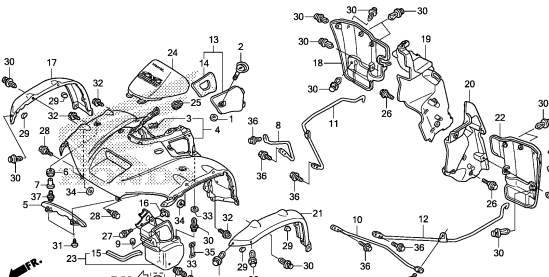
TIE ROD



HNBEFD000

F-8

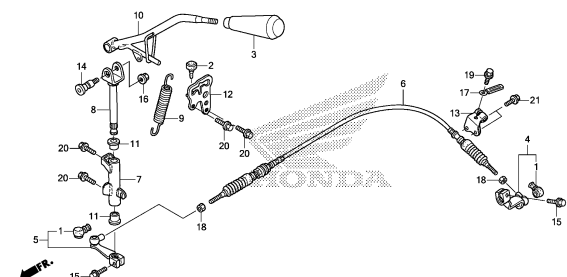
FRONT FENDER



HNBEFD00A

F-9

SELECT LEVER

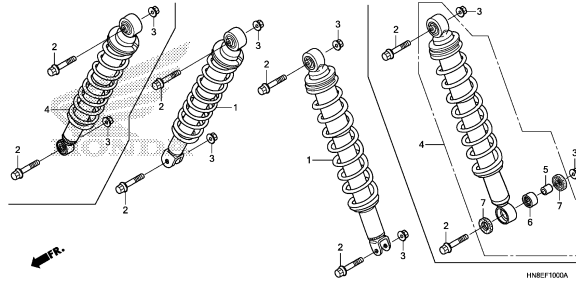


HNBEFD000

FRAME GROUP

F-10

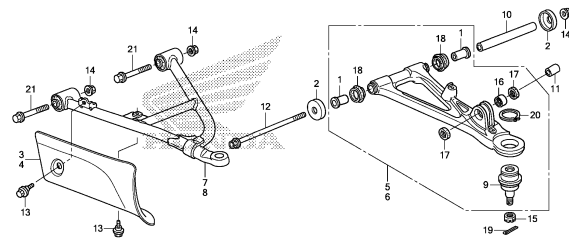
FRONT CUSHION



HNRBF100A

F-11

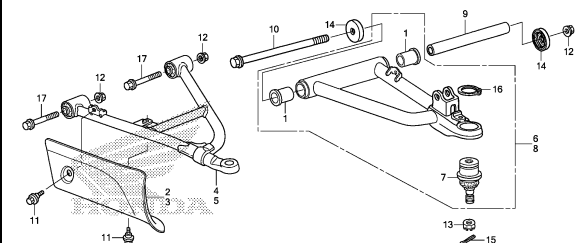
FRONT ARM(TRX680FAE)



HNRBF100

F-11-1

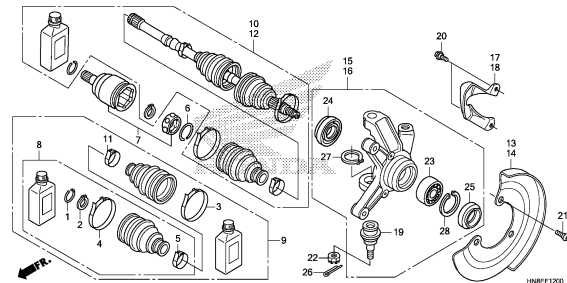
FRONT ARM(TRX680FAF,G,H)



HNRBF101

F-12

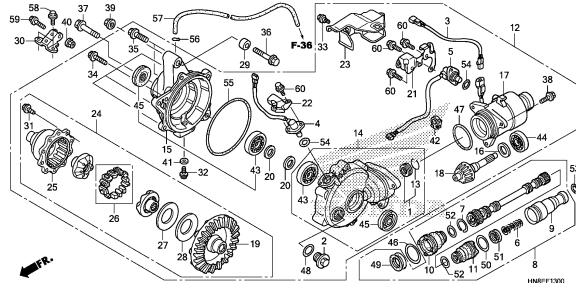
FRONT KNUCKLE



HNRBF120

F-13

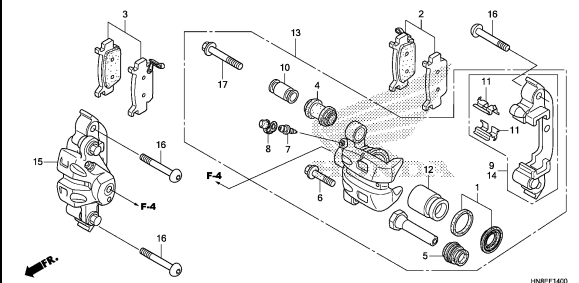
FRONT FINAL GEAR



HNRBF130

F-14

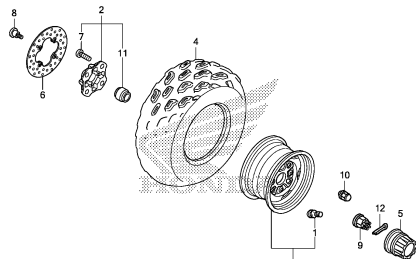
FRONT BRAKE CALIPER



HNRBF140

F-15

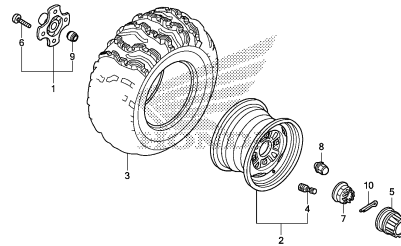
FRONT WHEEL



HNRBF150

F-16

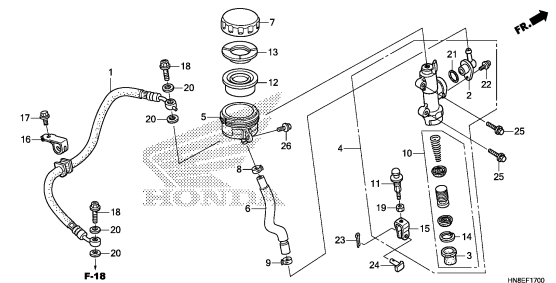
REAR WHEEL



HNRBF160

F-17

RR. BRAKE MASTER CYLINDER

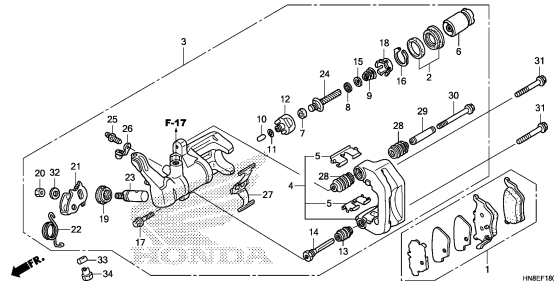


HNRBF170

FRAME GROUP

F-18

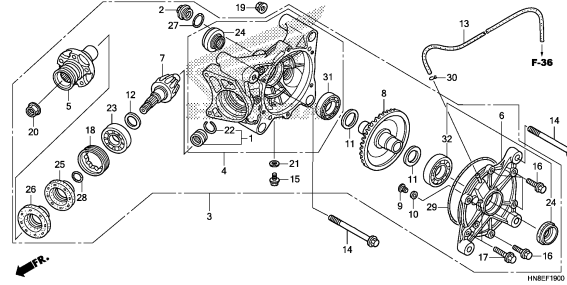
REAR BRAKE CALIPER



HNREF1800

F-19

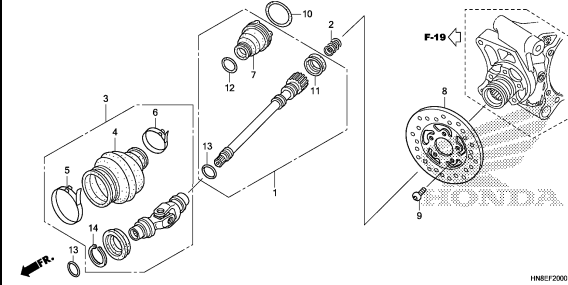
FINAL DRIVEN GEAR



HNREF1900

F-20

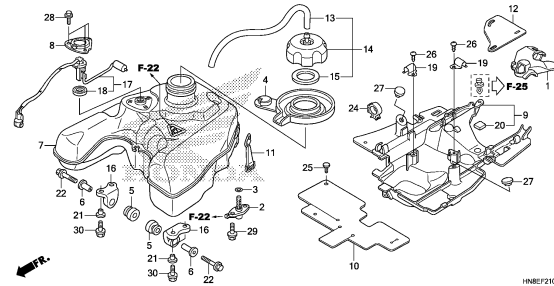
PROPELLER SHAFT



HNREF2000

F-21

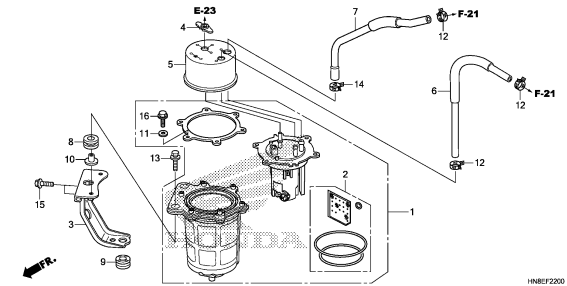
FUEL TANK



HNREF2100

F-22

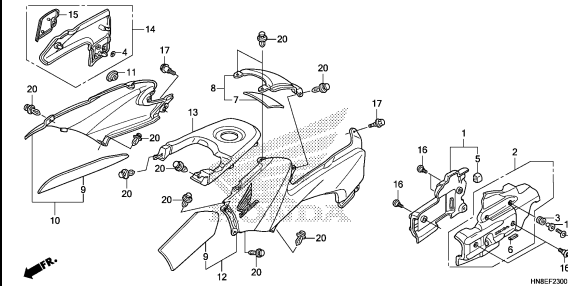
FUEL PUMP



HNREF2200

F-23

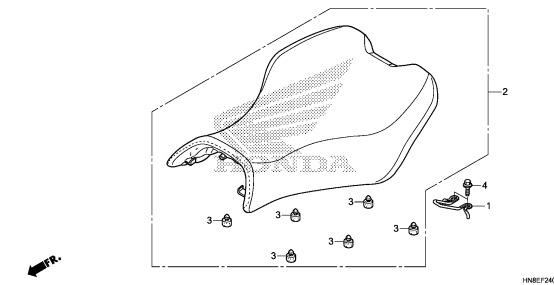
BODY COVER



HNREF2300

F-24

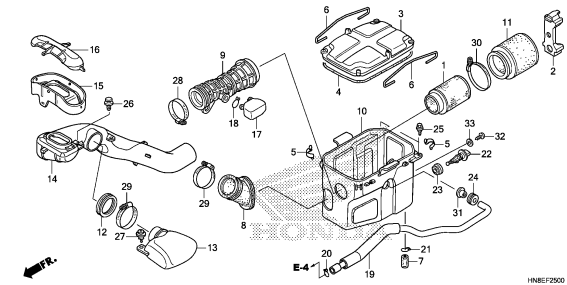
SEAT



HNREF2400

F-25

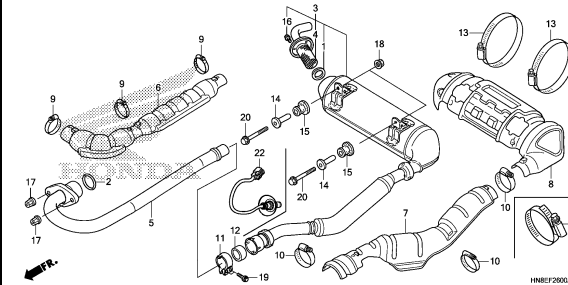
AIR CLEANER



HNREF2500

F-26

EXHAUST MUFFLER

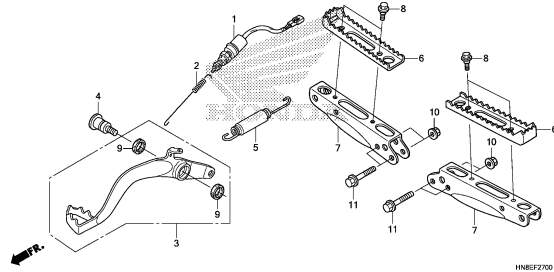


HNREF2600A

FRAME GROUP

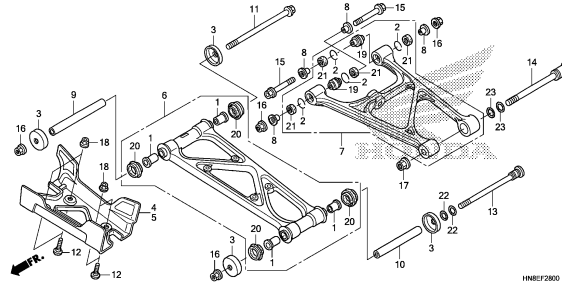
F-27

STEP/PEDAL



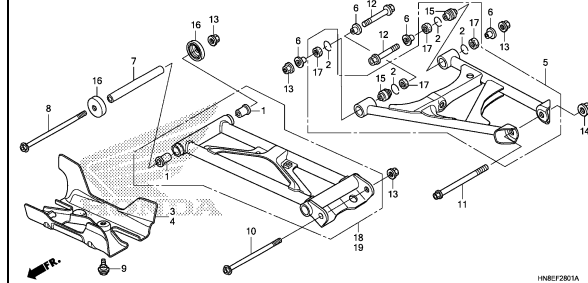
F-28

REAR ARM(TRX680FAE)



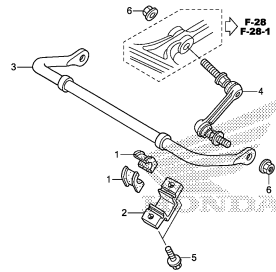
F-28-1

REAR ARM(TRX680FAF,G,H)



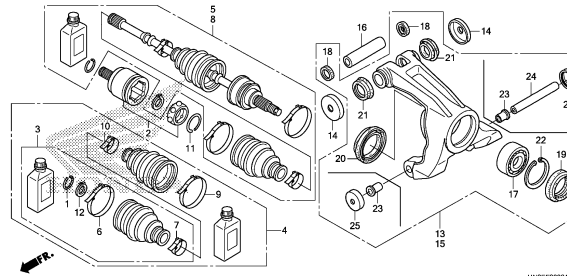
F-29

STABILIZER



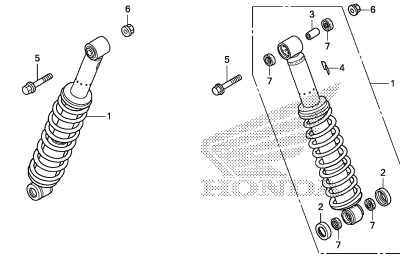
F-30

REAR KNUCKLE



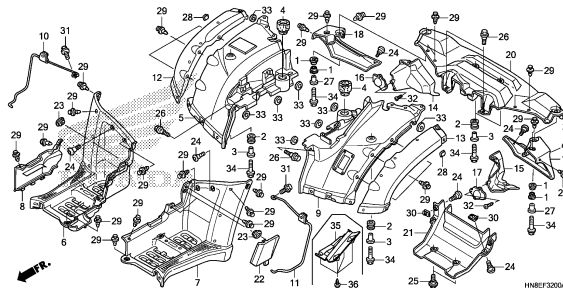
F-31

REAR CUSHION



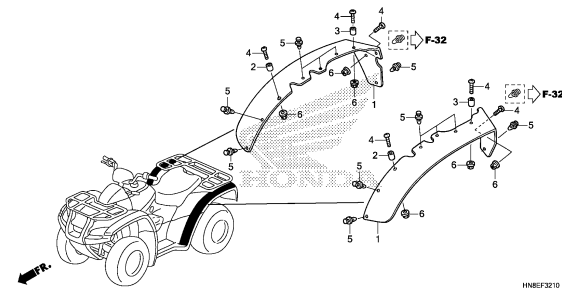
F-32

REAR FENDER



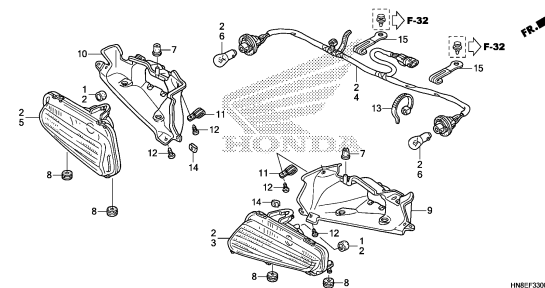
F-32-10

OVER FENDER



F-33

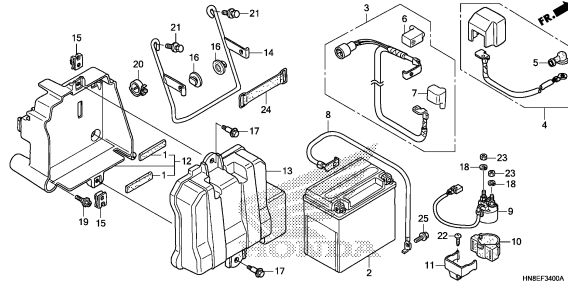
TAILLIGHT



FRAME GROUP

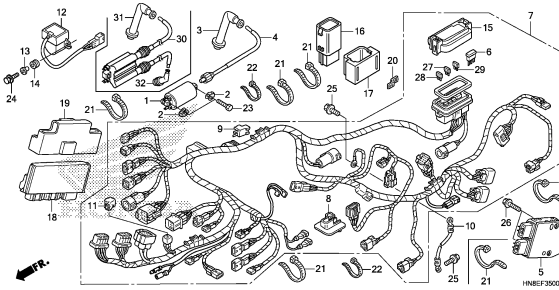
F-34

BATTERY



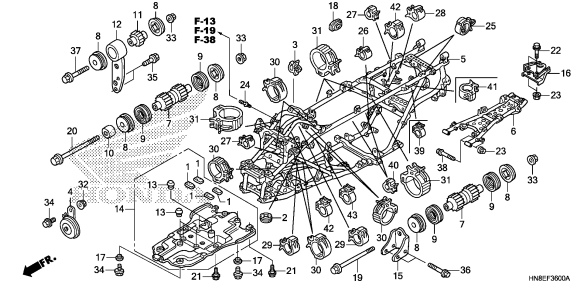
F-35

WIRE HARNESS



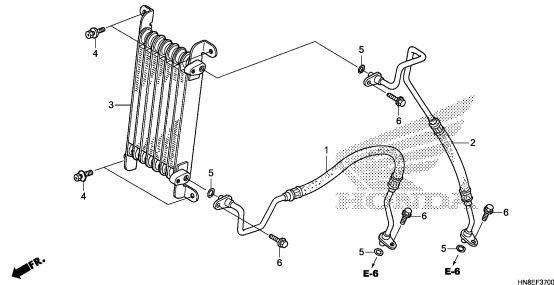
F-36

FRAME BODY



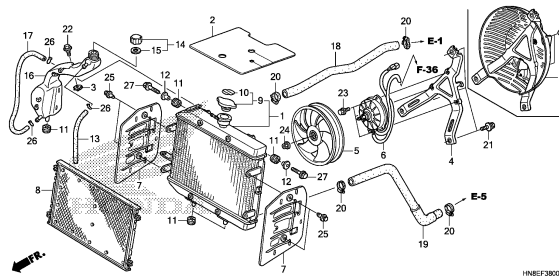
F-37

OIL COOLER



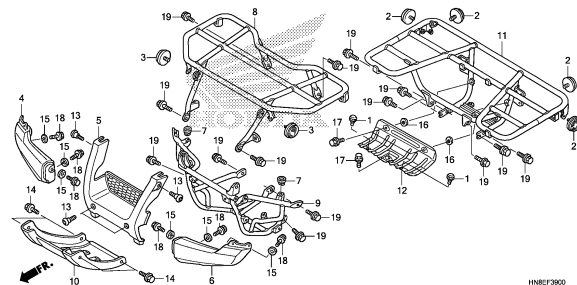
F-38

RADIATOR



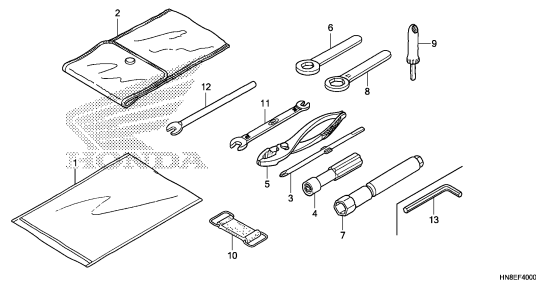
F-39

CARRIER



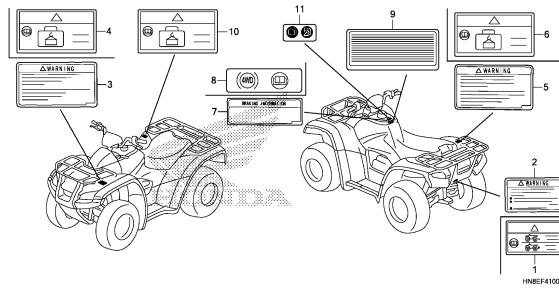
F-40

TOOL



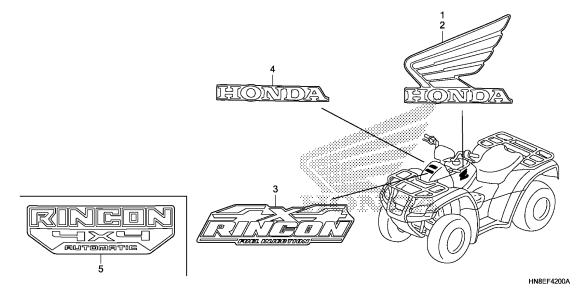
F-41

CAUTION LABEL



F-42

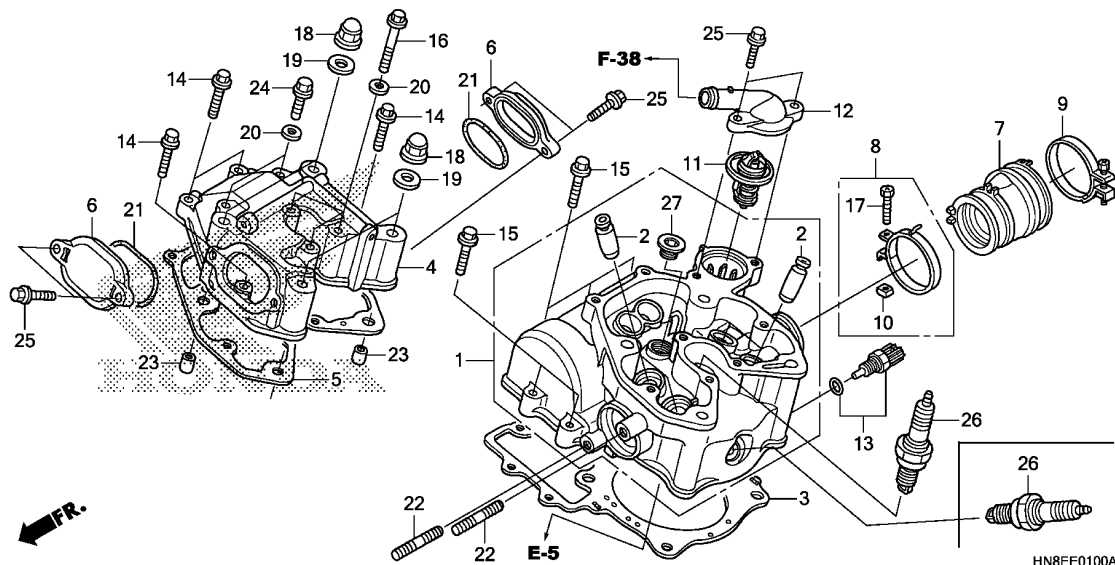
MARK



3

E-1

CYLINDER HEAD

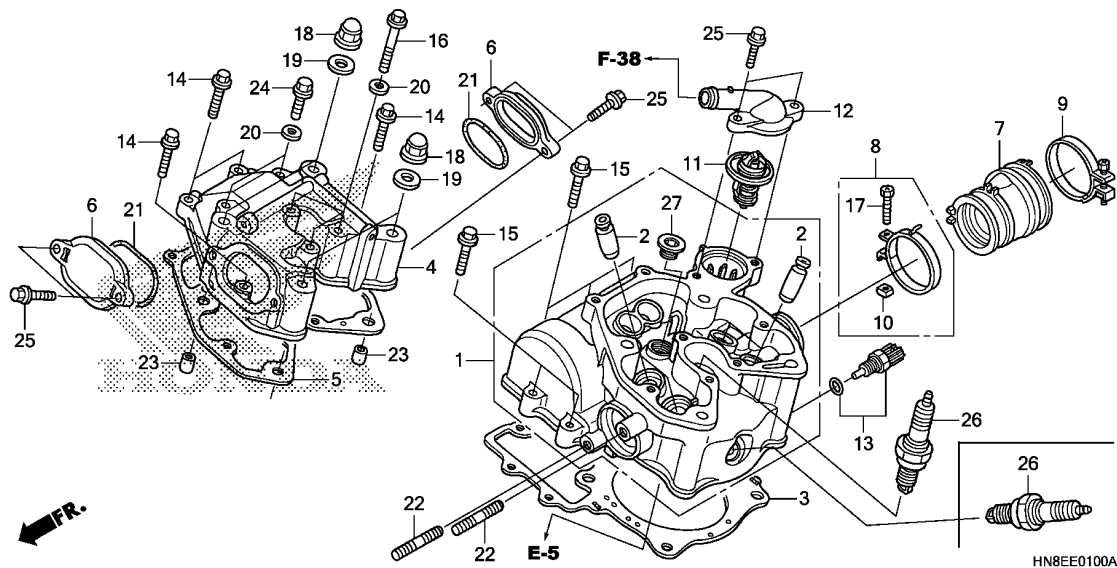


Ref. No.	L.O.N.	(Relative ref. Number) Description	F.R.T.
1	111106	HEAD, CYLINDERINCLUDES: Valve adjust and reface	2.8
2	1111L9	GUIDE, INTAKE VALVE(ONE)INCLUDES: Reaming .INCLUDES: Valve adjust and reface	2.5
	1111L9A	.Replace all intake valve guide add	0.3
	1111M0	GUIDE, EXHAUST VALVE(ONE)INCLUDES: Reaming .INCLUDES: Valve adjust and reface	2.5
	1111MOA	.Replace all exhaust valve guide add	0.3
	1111M9	GUIDE, VALVE :FOR 1 VEHICLE .. .INCLUDES: Reaming .INCLUDES: Valve adjust and reface	3.4
3	111115	GASKET, CYLINDER HEAD	1.7
4	1111C4	COVER, CYLINDER HEAD	0.9
5	1111D2	GASKET, CYLINDER HEAD COVER ..	0.7
7	311131	INSULATOR, THROTTLE BODY/ CARBURETOR	0.4
11	114116	THERMOSTAT	0.5

Ref. No.	Part No.	Description	Reqd. QTY				Serial No.	Parts catalogue code
			E	TRX680FA F G H				
1	12200-HN8-A60	HEAD COMP., CYLINDER	1	-	-	-		
	12200-HN8-F40	-	1	1	1		
2	12204-HN2-305	GUIDE, VALVE(O.S.)	4	4	4	4		
3	12251-HN8-A61	GASKET, CYLINDER HEAD	1	1	1	1		
4	12310-HN8-000	COVER COMP., CYLINDER HEAD ..	1	1	1	1		
5	12315-HN8-000	GASKET, CYLINDER HEAD COVER ..	1	1	1	1		
6	12351-HN2-010	COVER, TAPPET ADJUSTING HOLE	2	2	2	2		
7	16211-HN8-A60	INSULATOR, THROTTLE BODY	1	1	1	1		
8	16219-HN8-000	BAND, CARBURETOR INSULATOR ..	1	1	1	1		
9	16219-MBB-000	BAND, INSULATOR	1	1	1	1		
10	16222-MV4-300	NUT, SQUARE, 5MM	1	1	1	1		
11	19300-HN8-003	THERMOSTAT ASSY.	1	1	1	1		
12	19321-HN8-000	COVER, THERMOSTAT	1	1	1	1		
13	37870-HN8-A61	SENSOR ASSY., WATER						
		TEMPERATURE	1	-	-	-		
	37870-MGS-D31	-	1	1	1		
14	90004-GHB-670	BOLT, FLANGE, 6X25(NSHF)	4	-	-	-		
	95701-06025-00	BOLT, FLANGE, 6X25	-	4	4	4		
15	90004-GHB-680	BOLT, FLANGE, 6X28(NSHF)	5	5	5	5		
16	90004-GHB-760	BOLT, FLANGE, 6X65(NSHF)	3	-	-	-		
	95701-06065-00	BOLT, FLANGE, 6X65	-	3	3	3		
17	90023-MM5-000	BOLT, RECESSED, 5X28	1	1	1	1		
18	90202-HA0-000	NUT, FLANGE CAP, 10MM	4	4	4	4		
19	90401-437-000	WASHER, PLAIN, 10MM	4	4	4	4		
20	90441-706-000	WASHER, SEALING, 6MM	5	5	5	5		

E-1

CYLINDER HEAD



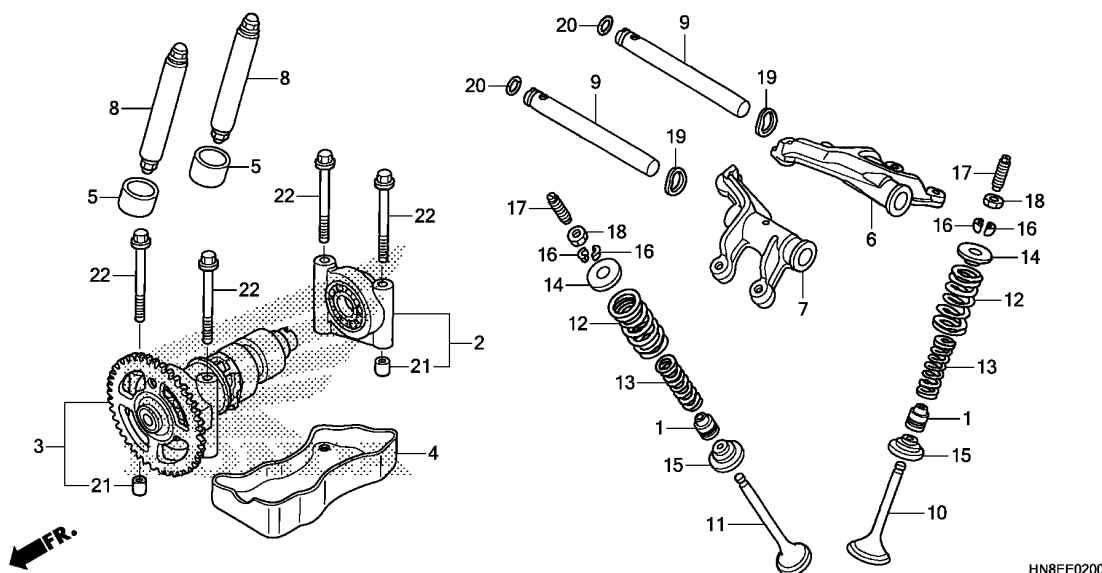
Ref. No.	L.O.N. (Relative ref. Number)	Description	F.R.T.
13	6171A9	SENSOR, WATER TEMP	0.4
26	614130	PLUG, SPARK	0.1
	614130G	.Replace 1 spark plug add	0.2

Ref. No.	Part No.	Description	Reqd. QTY				Serial No.	Parts catalogue code
			E	TRX680FA F G H				
21	91308-500-000	O-RING, 57X2.5	2	2	2	2		
22	92900-08025-0B	BOLT, STUD, 8X25	2	2	2	2		
23	94301-12160	PIN A, DOWEL, 12X16	2	2	2	2		
24	95701-06020-00	BOLT, FLANGE, 6X20	2	2	2	2		
25	96001-06020-00	BOLT, FLANGE, 6X20	6	6	6	6		
26	98079-5515U	PLUG, SPARK(VK16PRZ11) (DENSO)	1	-	-	-		
	98079-5517U	PLUG, SPARK(IFR5L11) (NGK) ...	1	-	-	-		
	98079-5615U	PLUG, SPARK(VK20PRZ11) (DENSO)	(1)	-	-	-		
	98079-5617U	PLUG, SPARK(IFR6L11) (NGK) ...	(1)	-	-	-		
	31916-HN8-F41	PLUG, SPARK(CPR6EB-9) (NGK) ..	-	2	2	2		
27	12206-371-300	BOLT, SEALING, 18MM	-	1	1	1		



E-2

CAMSHAFT/VALVE



Ref. No.	L.O.N.	(Relative ref. Number) Description	F.R.T.
2	1111B4	HOLDER, CAMSHAFT	1.9
3	111118	CAMSHAFT	1.9
		.INCLUDES: Valve adjustment (9,20)	
6	1111K8	ARM, INTAKE VALVE ROCKER(ONE)	0.9
		.INCLUDES: Valve adjustment (9,20)	
7	1111K9	ARM, EXHAUST VALVE ROCKER(ONE)	0.9
		.INCLUDES: Valve adjustment (9,20)	
	1111L8	ARM, VALVE ROCKER :FOR 1 VEHICLE	0.9
		.INCLUDES: Valve adjustment (5)	
8	111165	ROD, VALVE PUSH	0.9
		.NOTE: Same time for two units .INCLUDES: Valve adjustment	
10	1111N0	VALVE, INTAKE(ONE)	2.0
		.INCLUDES: Refacing	
	1111NOA	.Replace all intake valve add	0.2
11	1111N1	VALVE, EXHAUST(ONE)	2.0
		.INCLUDES: Refacing	
	1111N1A	.Replace all exhaust valve add	0.2
	1111PO	VALVE :FOR 1 VEHICLE	2.6
		.INCLUDES: Refacing	

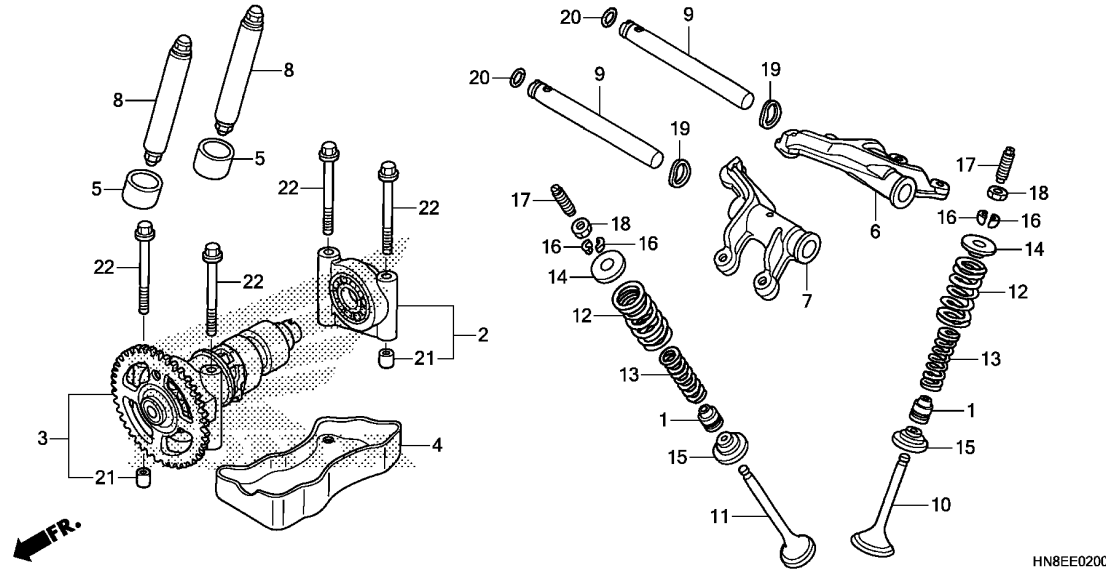
HN8EE0200

Ref. No.	Part No.	Description	Reqd. QTY				Serial No.	Parts catalogue code
			E	TRX680FA F G H				
1	12209-KL4-005	SEAL, VALVE STEM(NOK)	4	4	4	4		
2	12210-HN8-A60	HOLDER COMP. B, CAMSHAFT	1	1	1	1		
3	14100-HN8-B40	CAMSHAFT COMP.	1	1	1	1		
4	14104-HN8-000	PLATE, CAM HOLDER	1	1	1	1		
5	14421-HN8-000	FOLLOWER, CAM	2	2	2	2		
6	14431-HN8-000	ARM, IN. VALVE ROCKER	1	1	1	1		
7	14432-HN8-000	ARM, EX. VALVE ROCKER	1	1	1	1		
8	14440-HN2-000	ROD COMP., PUSH	2	2	2	2		
9	14451-HN2-000	SHAFT, ROCKER ARM	2	-	-	-		
	14451-HR3-A40	-	2	2	2		
10	14711-HN8-000	VALVE, IN.	2	2	2	2		
11	14721-HN8-000	VALVE, EX.	2	-	-	-		
	14721-HL3-A00	-	2	2	2		
12	14751-KCY-670	SPRING, VALVE OUTER	4	4	4	4		
13	14761-KG0-003	SPRING, VALVE INNER	4	4	4	4		
14	14771-107-020	RETAINER, VALVE SPRING	4	4	4	4		
15	14775-HN2-000	SEAT, VALVE SPRING	4	4	4	4		
16	14781-HA0-770	COTTER, VALVE	8	8	8	8		
17	90012-426-000	SCREW, TAPPET ADJUSTING	4	4	4	4		
18	90206-250-000	NUT, TAPPET ADJUSTING	4	4	4	4		
19	90402-428-000	WASHER, WAVE, 12MM	2	2	2	2		
20	91306-105-690	O-RING, 1.5X9.5	2	2	2	2		
21	94301-08100	DOWEL PIN, 8X10	2	2	2	2		
22	95701-06065-08	BOLT, FLANGE, 6X65	4	4	4	4		

2

E-2

CAMSHAFT/VALVE

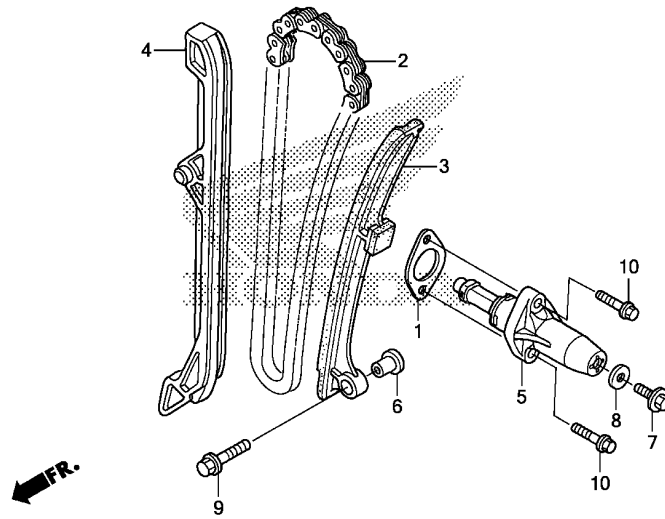


Ref. No.	L.O.N.	(Relative ref. Number) Description	F.R.T.
12	(1,13,14,15,16)		
1111P2		INTAKE VALVE SPRING AND/OR STEM SEAL(ONE)	1.8
1111P2A		.Replace all intake spring add	0.1
1111P3		EXHAUST VALVE SPRING AND/OR STEM SEAL(ONE)	1.8
1111P3A		.Replace all exhaust spring add	0.1
1111Q2		VALVE SPRING AND/OR STEM SEAL :FOR 1 VEHICLE	2.1



E-3

CAM CHAIN/TENSIONER

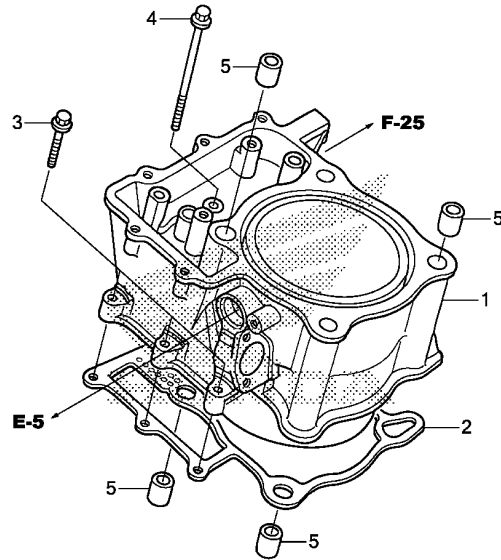


Ref. No.	L.O.N.	(Relative ref. Number) Description	F.R.T.
2	110140	CHAIN, CAM	4.5
3	111130	TENSIONER, CAM CHAIN	4.5
4	111139	GUIDE, CAM CHAIN	2.2
5		(1)	
	111133	LIFTER, TENSIONER	0.4

Ref. No.	Part No.	Description	Reqd. QTY				Serial No.	Parts catalogue code
			E	TRX680FA F	G	H		
1	12194-HC5-740	GASKET, TENSIONER HOLE	1	1	1	1		
2	14401-HN8-A61	CHAIN, CAM(110L)(BORG WARNER)	1	1	1	1		
3	14510-HN8-013	TENSIONER COMP., CAM CHAIN ..	1	1	1	1		
4	14515-HN8-003	GUIDE, CAM CHAIN	1	1	1	1		
5	14520-HN8-A61	LIFTER ASSY., TENSIONER	1	1	1	1		
6	14521-HN8-000	COLLAR, TENSIONER	1	1	1	1		
7	90002-HA7-670	BOLT, FLANGE, 6X13	1	1	1	1		
8	90442-397-000	WASHER, SEALING, 6MM	1	1	1	1		
9	95701-06022-00	BOLT, FLANGE, 6X22	1	1	1	1		
10	96001-06025-00	BOLT, FLANGE, 6X25	2	2	2	2		

E-4

CYLINDER



HN8EE0400

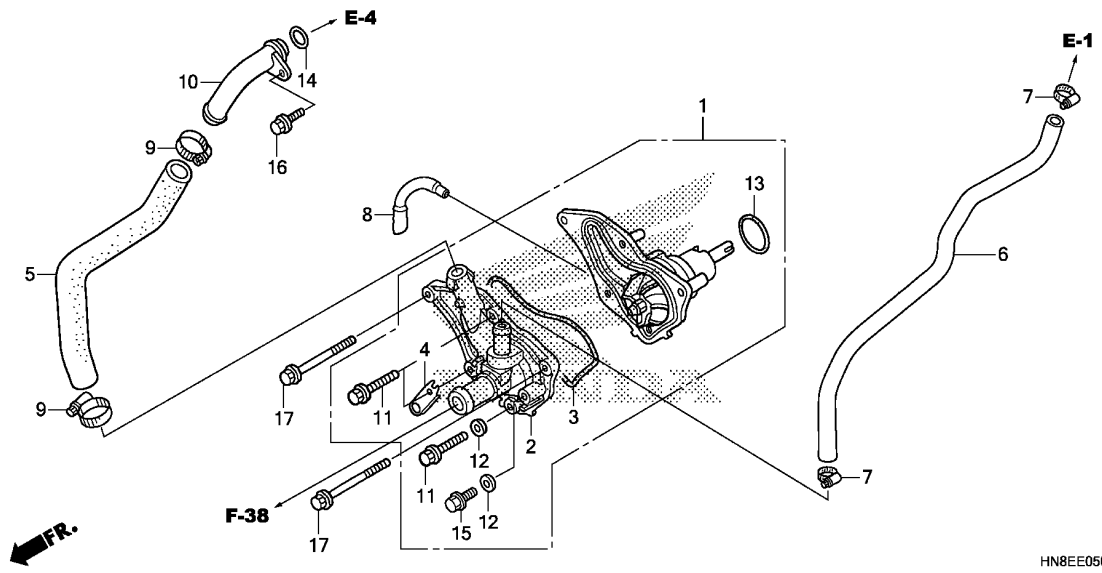
Ref. No.	L.O.N.	(Relative ref. Number) Description	F.R.T.
1	1111A5	CYLINDER	2.3
2	111102	GASKET, CYLINDER	2.2

Ref. No.	Part No.	Description	Reqd. QTY				Serial No.	Parts catalogue code
			E	F	G	H		
1	12100-HN8-A60	CYLINDER COMP.	1	1	1	1		
2	12191-HN8-000	GASKET, CYLINDER	1	1	1	1		
3	90004-GHB-680	BOLT, FLANGE, 6X28(NSHF)	3	3	3	3		
4	90004-GHB-800	BOLT, FLANGE, 6X85(NSHF)	1	1	1	1		
5	94301-12160	PIN A, DOWEL, 12X16	4	4	4	4		



E-5

WATER PUMP



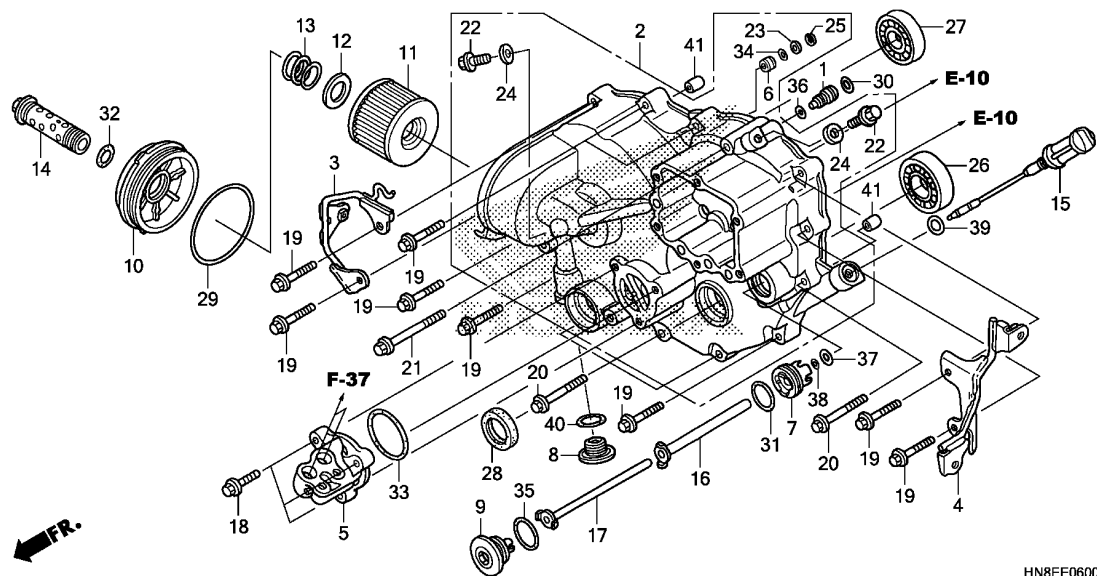
Ref. No.	L.O.N.	(Relative ref. Number) Description	F.R.T.
1	114103	PUMP ASSY., WATER	1.0
2	1141B0	COVER, WATER PUMP	0.8
3	1141B1	GASKET, WATER PUMP COVER	0.7
5	114130	HOSE A, WATER	0.7
6	114131	HOSE B, WATER	0.8
10	114150	JOINT, WATER	0.4
13	1141E1	O-RING, WATER PUMP	1.0
14	1141F7	O-RING, WATER JOINT	0.3

Ref. No.	Part No.	Description	Reqd. QTY				Serial No.	Parts catalogue code
			E	TRX680FA F G H				
1	19200-HN8-A60	PUMP COMP., WATER	1	1	1	1		
2	19220-HN8-A60	COVER COMP., WATER PUMP	1	1	1	1		
3	19226-HN8-000	GASKET, WATER PUMP COVER	1	1	1	1		
4	19271-HN8-A60	CLAMPER, HOSE	1	1	1	1		
5	19501-HN8-000	HOSE A, WATER	1	1	1	1		
6	19502-HN8-A60	HOSE B, WATER	1	1	1	1		
7	19506-KA4-000	CLAMP, WATER HOSE	2	2	2	2		
8	19507-HN8-010	HOSE, DRAIN	1	1	1	1		
9	19517-ML7-691	CLAMP, HOSE, 22-29MM	2	2	2	2		
10	19523-HN8-000	JOINT, WATER	1	1	1	1		
11	90003-HN8-003	BOLT, FLANGE, 6X22	3	3	3	3		
12	90412-HN8-003	WASHER, SEALING, 6.5MM	2	2	2	2		
13	91302-MB0-013	O-RING, 32.95X2.62(ARAI)	1	1	1	1		
14	91304-HN8-003	O-RING, 17.4X2.9	1	1	1	1		
15	95701-06012-08	BOLT, FLANGE, 6X12	1	1	1	1		
16	95701-06014-00	BOLT, FLANGE, 6X14	1	1	1	1		
17	95701-06045-00	BOLT, FLANGE, 6X45	2	2	2	2		

2

E-6

FRONT CRANKCASE COVER



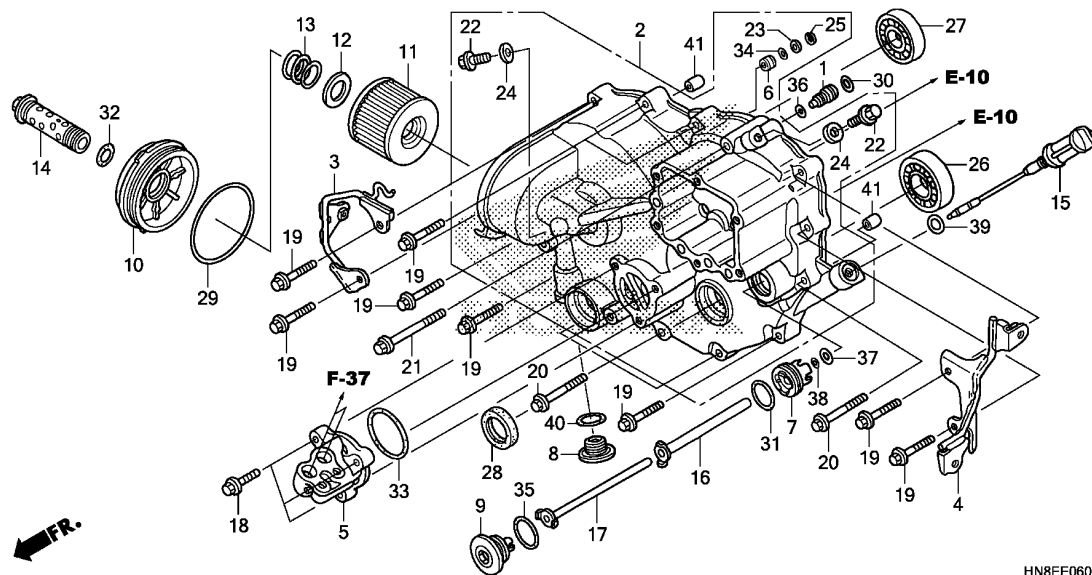
Ref. No.	L.O.N.	(Relative ref. Number) Description	F.R.T.
2	1101A7	COVER, CRANKCASE :FRONT	3.5
5	1101H7	JOINT, OIL HOSE	0.6
11	113127	ELEMENT, OIL FILTER (10,13,14,29,32)	0.3
16	1101H9	PIPE, OIL FEED .NOTE: Same time for two units	0.7
26	2131H6	BEARING, OUTPUT SHAFT :FRONT COVER	3.1
27	1101J5	BEARING, CRANKSHAFT :FRONT COVER	3.1
28	2131H4	OIL SEAL, OUTPUT SHAFT :FRONT	3.0
33	1101H8	O-RING, OIL HOSE JOINT	0.6

Ref. No.	Part No.	Description	Reqd. QTY				Serial No.	Parts catalogue code
			E	F	G	H		
1	11140-HN8-000	ORIFICE, MAIN	1	1	1	1		
2	11300-HN8-010	COVER ASSY., FR.	1	1	1	1		
3	11311-HN8-A60	STAY, R. FR. ENGINE SIDE COVER	1	1	1	1		
4	11321-HN8-000	STAY, L. FR. ENGINE SIDE COVER	1	1	1	1		
5	11332-HN8-000	JOINT, OIL HOSE	1	1	1	1		
6	11333-HN8-000	COLLAR, FR. COVER	1	1	1	1		
7	11335-HN8-000	COLLAR, OIL FEED PIPE SETTING	1	1	1	1		
8	11336-HN8-000	BOLT, OIL PATH	1	1	1	1		
9	11337-HN8-000	BOLT, OIL FEED PIPE SETTING	1	1	1	1		
10	15411-HN8-010	COVER, OIL FILTER	1	1	1	1		
11	15412-KEA-003	ELEMENT, OIL FILTER	1	1	1	1		
12	15414-300-000	SEAT, OIL FILTER SPRING	1	1	1	1		
13	15415-413-000	SPRING, FILTER ELEMENT SETTING	1	1	1	1		
14	15420-HN8-000	BOLT COMP., OIL FILTER CENTER	1	-	-	-		
	15420-HN2-000		-	1	1	1		
15	15650-HN8-000	GAUGE, OIL LEVEL	1	1	1	1		
16	22715-HN8-000	PIPE COMP. B, FEED	1	1	1	1		
17	22725-HN8-000	PIPE COMP. C, FEED	1	1	1	1		
18	90004-GHB-670	BOLT, FLANGE, 6X25(NSHF)	3	3	3	3		
19	90004-GHB-700	BOLT, FLANGE, 6X35(NSHF)	9	-	-	-		
	95701-06035-00	BOLT, FLANGE, 6X35	-	9	9	9		
20	90004-GHB-730	BOLT, FLANGE, 6X50(NSHF)	4	-	-	-		
	95701-06050-00	BOLT, FLANGE, 6X50	-	4	4	4		
21	90004-GHB-760	BOLT, FLANGE, 6X65(NSHF)	1	-	-	-		
	95701-06065-00	BOLT, FLANGE, 6X65	-	1	1	1		



E-6

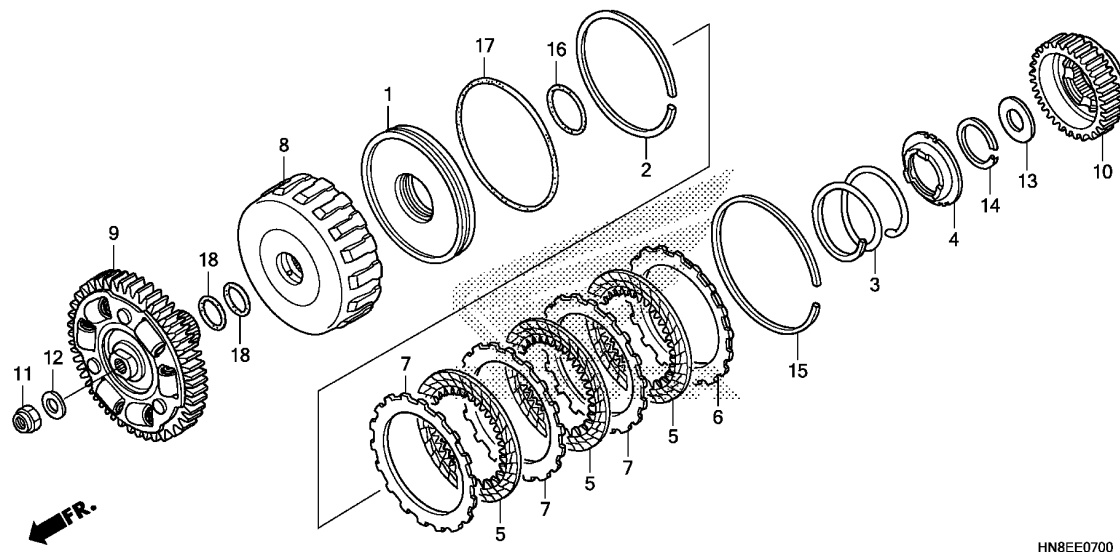
FRONT CRANKCASE COVER



Ref. No.	Part No.	Description	Reqd. QTY				Serial No.	Parts catalogue code
			E	F	G	H		
22	90024-612-000	BOLT, SEALING, 8MM	2	2	2	2		
23	90409-HN8-000	WASHER, THRUST, 22X15.5X0.5 .	1	1	1	1		
24	90471-580-000	PACKING, 8MM	2	2	2	2		
25	90601-HN8-000	CIRCLIP, INTERNAL, 22MM	1	1	1	1		
26	91012-HN2-004	BEARING, RADIAL BALL, 6005 (NTN)	1	1	1	1		
27	91017-HN8-003	BEARING, RADIAL BALL SPECIAL, 6303	1	1	1	1		
28	91203-KCY-671	OIL SEAL, 25X35X5	1	1	1	1		
29	91301-107-000	O-RING, 75X2.5	1	1	1	1		
30	91301-473-003	O-RING, 7X1.7	1	1	1	1		
31	91301-P7X-003	O-RING, 18.5X1.9(NOK)	1	1	1	1		
32	91302-377-000	O-RING, 15X2.5	1	1	1	1		
33	91302-HN8-000	O-RING, 43X2.5	1	1	1	1		
34	91303-HN8-003	O-RING, 17.8X1.9	1	1	1	1		
35	91305-KF0-003	O-RING, 27X2(ARAI)	1	1	1	1		
36	91305-MG7-003	O-RING, 5X1.7(ARAI)	1	1	1	1		
37	91314-PC9-003	O-RING, 8.5X1.9(ARAI)	1	1	1	1		
38	91315-PC9-004	O-RING, 6X1.5(NOK)	1	1	1	1		
39	91316-MJ8-003	O-RING, 8.4X2.4	1	1	1	1		
40	91355-MB0-003	O-RING, 22X1.9(ARAI)	1	1	1	1		
41	94301-08140	DOWEL PIN, 8X14	2	2	2	2		

E-7

CLUTCH(LOW)



HN8EE0700

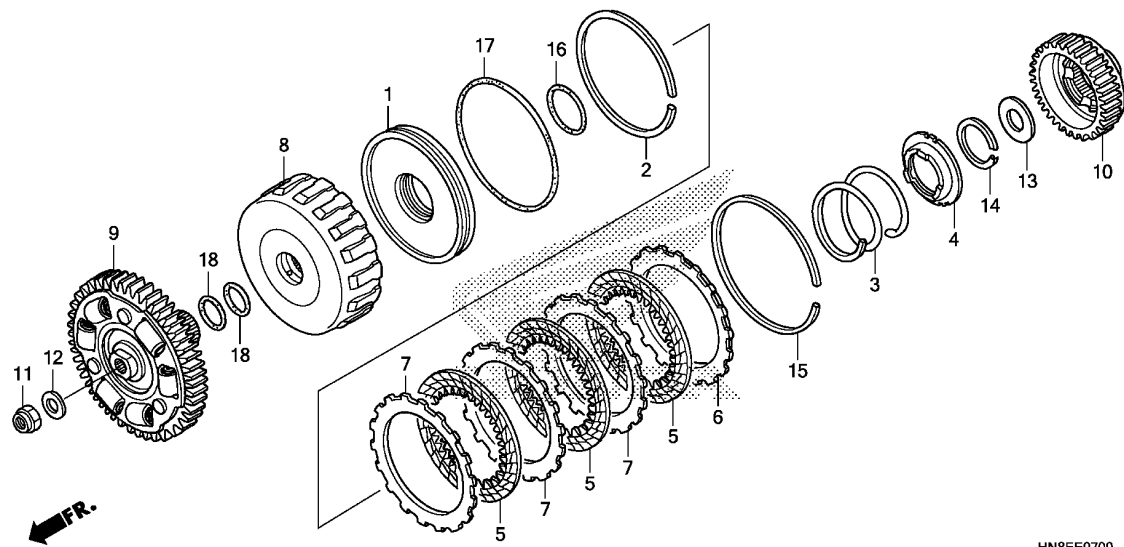
Ref. No.	L.O.N.	(Relative ref. Number) Description	F.R.T.
1	2121C8	(3,4,16,17) PISTON, CLUTCH(LOW)	3.4
5	2121D0	(6,7) DISC, CLUTCH FRICTION(LOW)NOTE: Same time for two units or more	3.3
8	212145	GUIDE, CLUTCH(LOW)	3.4
9	211100	(18) GEAR, PRIMARY DRIVEN	3.4
10	2101F2	GUIDE, MAINSHAFT FIRST DRIVE GEAR	3.2

Ref. No.	Part No.	Description	Reqd. QTY				Serial No.	Parts catalogue code
			E	F	G	H		
1	22530-HN8-003	PISTON COMP., CLUTCH	1	1	1	1		
2	22536-HN8-003	SPRING, CLUTCH WAVE	1	1	1	1		
3	22541-HN8-003	SPRING, CLUTCH RETURN	1	1	1	1		
4	22542-HN8-003	SEAT, RETURN SPRING	1	1	1	1		
5	22544-HN8-B41	DISK, CLUTCH	3	3	3	3		
6	22551-P4R-003	PLATE, CLUTCH END(1)(2.1MM) -	1	1	1	1		
	22552-P4R-003	PLATE, CLUTCH END(2)(2.2MM) -	1	1	1	1		
	22553-P4R-003	PLATE, CLUTCH END(3)(2.3MM) -	1	1	1	1		
	22554-P4R-003	PLATE, CLUTCH END(4)(2.4MM) -	1	1	1	1		
	22555-P4R-003	PLATE, CLUTCH END(5)(2.5MM) -	1	1	1	1		
	22556-P4R-003	PLATE, CLUTCH END(6)(2.6MM) -	1	1	1	1		
	22557-P4R-003	PLATE, CLUTCH END(7)(2.7MM) -	1	1	1	1		
	22561-HN8-003	PLATE, CLUTCH END(11)(1.9MM)	1	1	1	1		
	22562-HN8-003	PLATE, CLUTCH END(12)(2.0MM)	1	1	1	1		
7	22643-P4R-003	PLATE, CLUTCH	3	3	3	3		
8	22651-PLX-A01	GUIDE COMP., THIRD CLUTCH ...	1	1	1	1		
9	23100-HN8-000	GEAR COMP., PRIMARY DRIVEN (64T)	1	1	1	1		
10	23405-HN8-000	GUIDE, MAINSHAFT FIRST DRIVE GEAR(38T)	1	1	1	1		
11	90201-KCZ-010	NUT, SPECIAL, 16MM	1	1	1	1		
12	90434-KR3-000	WASHER, 16MM	1	1	1	1		
13	90452-HN8-000	WASHER, THRUST, 23X42X1	1	1	1	1		
14	90603-P24-A11	CIRCLIP, EXTERNAL, 42MM (F.C.C.)	1	1	1	1		
	90603-PL4-000	CIRCLIP, EXTERNAL, 42MM	1	1	1	1		
15	90605-P24-A01	RING, SNAP, 119MM(F.C.C.) ...	1	1	1	1		



E-7

CLUTCH(LOW)

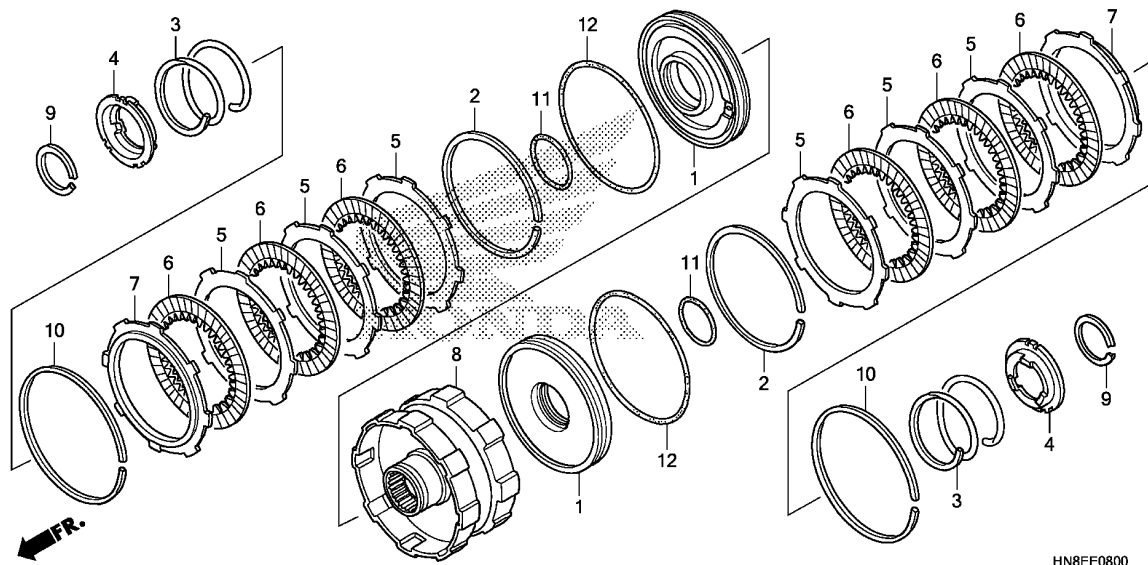


HN8EE0700

Ref. No.	Part No.	Description	Reqd. QTY				Serial No.	Parts catalogue code
			E	F	G	H		
15)	90605-PC9-000	RING, SNAP, 119MM	1	1	1	1		
	16	91302-PL4-003	O-RING, 41.8X2.2(NOK)	1	1	1	1	
	17	91303-PC9-003	O-RING, 104X2.2(ARAI)	1	1	1	1	
		91303-PC9-004	O-RING, 104X2.2(NOK)	1	1	1	1	
	18	91307-PA9-003	O-RING, 31.2X1.9(ARAI)	2	2	2	2	

E-8

CLUTCH(2-3)



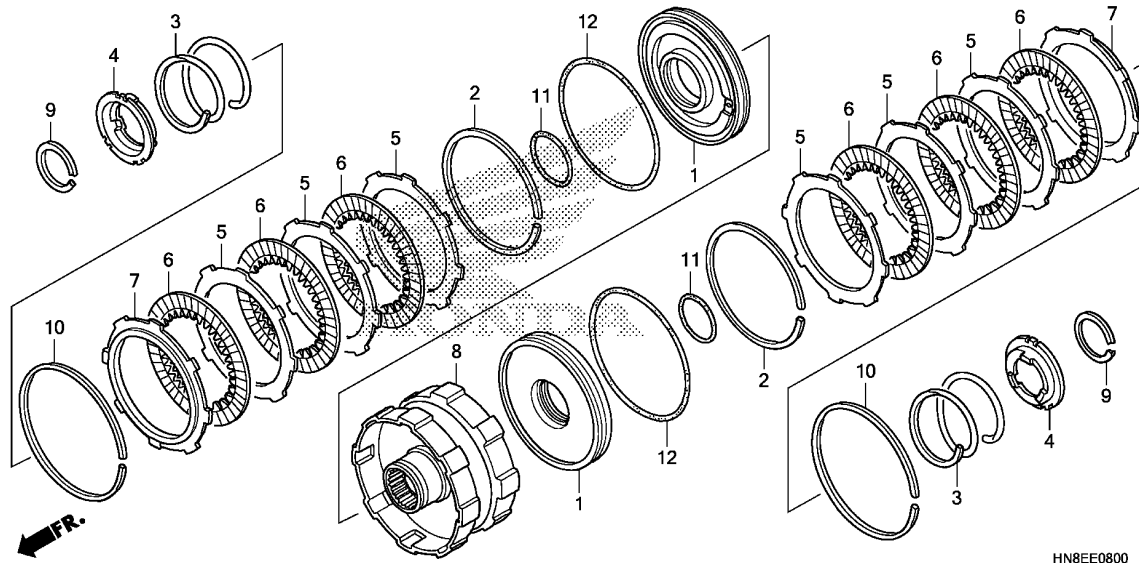
Ref. No.	L.O.N.	(Relative ref. Number) Description	F.R.T.
1		(2,3,4,9,11,12)	
2121D4		PISTON, CLUTCH(2ND)INCLUDES: Engine removal and installation	6.8
2121D5		PISTON, CLUTCH(3RD)INCLUDES: Engine removal and installation	6.8
2121D6		PISTON, CLUTCH(2ND-3RD)INCLUDES: Engine removal and installation	7.0
6		(5,7)	
2121D1		DISC, CLUTCH FRICTION(2ND)INCLUDES: Engine removal and installation .NOTE: Same time for two units or more	6.7
2121D2		DISC, CLUTCH FRICTION(3RD)INCLUDES: Engine removal and installation .NOTE: Same time for two units or more	6.7
2121D3		DISC, CLUTCH FRICTION(2ND-3RD) :ALLINCLUDES: Engine removal and installation	6.8

Ref. No.	Part No.	Description	Reqd. QTY				Serial No.	Parts catalogue code
			E	F	G	H		
1	22520-HN8-003	PISTON COMP., CLUTCH	2	2	2	2		
2	22536-HN8-003	SPRING, CLUTCH WAVE	2	2	2	2		
3	22541-HN8-003	SPRING, CLUTCH RETURN	2	2	2	2		
4	22543-HN8-003	SEAT, RETURN SPRING	2	2	2	2		
5	22543-PA9-000	PLATE, CLUTCH(106MM)	6	6	6	6		
6	22545-HN8-B41	DISK, CLUTCH	6	6	6	6		
7	22551-PA9-010	PLATE, CLUTCH END(1)(2.3MM) -	2	2	2	2		
	22552-PA9-010	PLATE, CLUTCH END(2)(2.6MM) -	2	2	2	2		
	22553-PA9-010	PLATE, CLUTCH END(3)(2.9MM) -	2	2	2	2		
	22554-PA9-010	PLATE, CLUTCH END(4)(3.2MM) -	2	2	2	2		
	22555-PA9-010	PLATE, CLUTCH END(5)(3.5MM) -	2	2	2	2		
	22561-PA9-010	PLATE, CLUTCH END(11)(2.15MM)	2	2	2	2		
	22562-PA9-010	PLATE, CLUTCH END(12)(2.45MM)	2	2	2	2		
	22563-PA9-010	PLATE, CLUTCH END(13)(2.75MM)	2	2	2	2		
	22564-PA9-010	PLATE, CLUTCH END(14)(3.05MM)	2	2	2	2		
	22565-PA9-010	PLATE, CLUTCH END(15)(3.35MM)	2	2	2	2		
	22566-PA9-010	PLATE, CLUTCH END(16)(3.65MM)	2	2	2	2		
8	22610-PC9-813	GUIDE COMP., CLUTCH(2-4)	1	1	1	1		
9	90603-PA9-000	CIRCLIP, EXTERNAL, 40MM	2	2	2	2		
10	90605-PA9-000	RING, SNAP, 114X1.8	2	2	2	2		
11	91302-PA9-003	O-RING, 39.8X2.2(ARAI)	2	2	2	2		
	91302-PA9-004	O-RING, 39.8X2.2(NOK)	2	2	2	2		
12	91303-PA9-003	O-RING, 100X2.2(ARAI)	2	2	2	2		
	91303-PA9-004	O-RING, 100X2.2(NOK)	2	2	2	2		



E-8

CLUTCH(2-3)

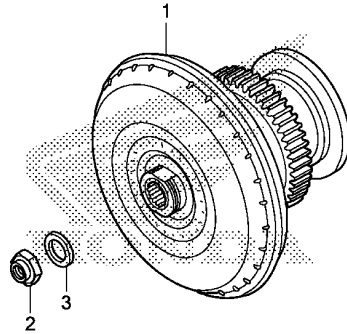


Ref. No.	L.O.N.	(Relative ref. Number) Description	F.R.T.
+ 6		.NOTE: Same time for two units or more	
8	212147	GUIDE, CLUTCH(2ND-3RD)INCLUDES: Engine removal and installation	7.0

2

E-9

TORQUE CONVERTER



HN8EE0900

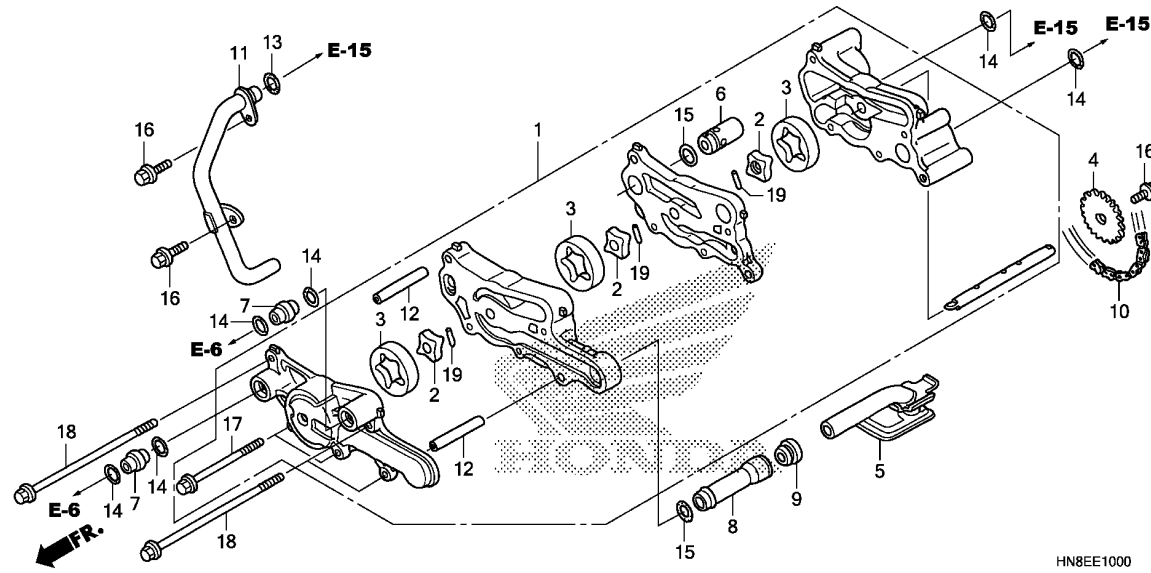
Ref. No.	L.O.N. (Relative ref. Number)	Description	F.R.T.
1	2101L7	CONVERTER, TORQUE	3.1

Ref. No.	Part No.	Description	Reqd. QTY				Serial No.	Parts catalogue code
			E	TRX680FA F	G	H		
1	26000-HL1-A01	CONVERTER ASSY., TORQUE	1	1	1	1		
2	90231-HN8-A60	NUT, LOCK, 22MM	1	1	1	1		
3	90443-HN8-A60	WASHER, THRUST, 22X31.5X2 ...	1	1	1	1		



E-10

OIL PUMP



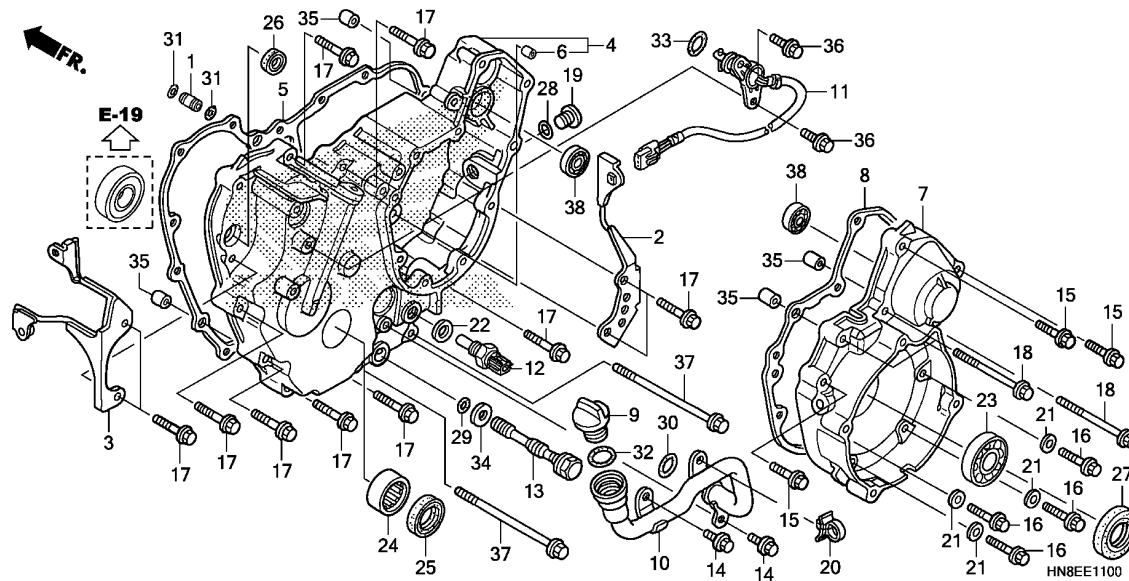
Ref. No.	L.O.N.	(Relative ref. Number) Description	F.R.T.
1		(8,9,15)	
1	113105	PUMP ASSY., OIL	3.3
4	113111	SPROCKET, OIL PUMP DRIVEN	3.3
5	1131B6	STRAINER, OIL	6.5
		.INCLUDES: Engine removal and installation	
6		(2,3,15)	
6	113126	VALVE, RELIEF	3.5
10	113122	CHAIN, OIL PUMP DRIVE	4.8
11		(13)	
	1101K2	PIPE, OIL RETURN	3.1

Ref. No.	Part No.	Description	Reqd. QTY				Serial No.	Parts catalogue code
			E	F	G	H		
1	15100-HN8-010	PUMP ASSY., OIL	1	1	1	1		
2	15122-HN2-003	ROTOR A, OIL PUMP INNER	3	3	3	3		
3	15123-HN2-003	ROTOR A, OIL PUMP OUTER	3	3	3	3		
4	15133-HN2-000	SPROCKET, OIL PUMP DRIVEN(19T)	1	1	1	1		
5	15153-HN8-000	STRAINER COMP., OIL	1	1	1	1		
6	15220-HN8-000	VALVE ASSY., RELIEF	1	1	1	1		
7	15235-HN2-000	JOINT, SPECIAL	2	2	2	2		
8	15311-HN8-000	PIPE A, OIL	1	1	1	1		
9	15315-HN8-000	PACKING, OIL STRAINER	1	1	1	1		
10	15401-HN8-A61	CHAIN, OIL PUMP DRIVE(50L) ..	1	1	1	1		
11	15670-HN8-000	PIPE COMP., OIL RETURN	1	1	1	1		
12	90703-HN8-000	DOWEL PIN, 8X38	2	2	2	2		
13	91303-679-003	O-RING, 11.5X2.3	1	1	1	1		
14	91303-KF0-003	O-RING, 14.8X2.4(ARAI)	6	6	6	6		
15	91313-MB0-003	O-RING, 14.7X2.2(ARAI)	2	2	2	2		
16	95701-06014-00	BOLT, FLANGE, 6X14	3	3	3	3		
17	95701-06055-00	BOLT, FLANGE, 6X55	2	2	2	2		
18	95701-06090-08	BOLT, FLANGE, 6X90	3	3	3	3		
19	96220-40158	ROLLER, 4X15.8	3	3	3	3		

2

E-11

REAR CRANKCASE COVER



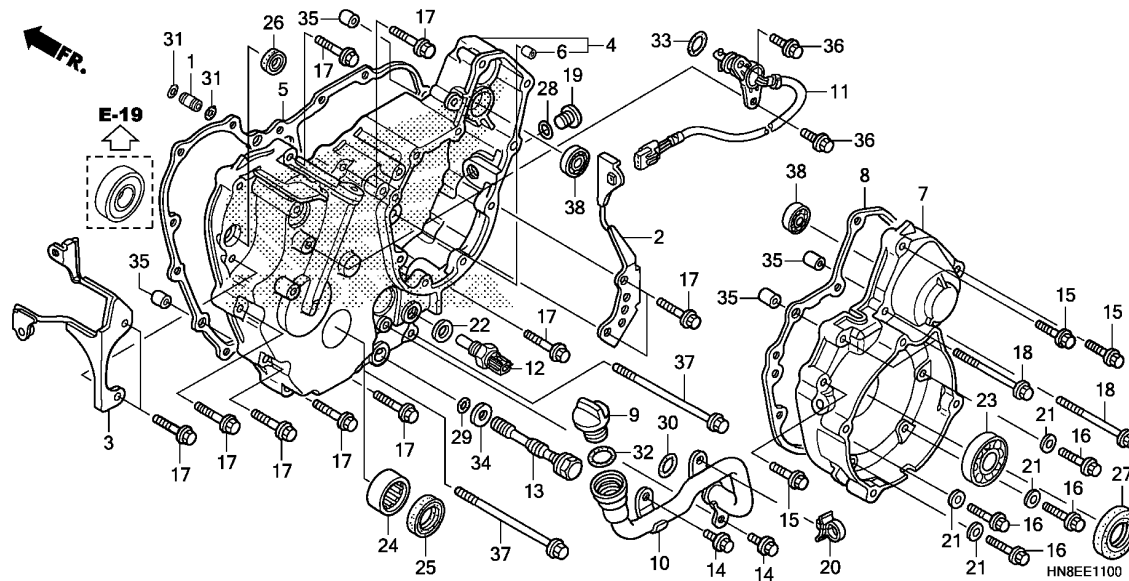
Ref. No.	L.O.N.	(Relative ref. Number) Description	F.R.T.
4	1101A8	COVER, CRANKCASE :REAR (1,31)	4.0
5	1101A5	GASKET, CRANKCASE COVER :REAR	3.4
7	1101B1	COVER, ALTERNATOR	1.7
8	1101B2	GASKET, ALTERNATOR COVER (30)	1.5
10	1101J0	PIPE, OIL FILLER (33)	0.7
11	615125	SWITCH, GEAR CHANGE	0.6
12	617151	SENSOR, OIL TEMPERATURE	0.6
23	1101J6	BEARING, CRANKSHAFT :REAR COVER	1.7
24	2131H3	BEARING, OUTPUT SHAFT :REAR ..	3.6
25	2131H5	OIL SEAL, OUTPUT SHAFT :REAR ..	3.5
26	1101F9	OIL SEAL, GEARSHIFT SPINDLE ..	3.5
27	1121A8	OIL SEAL, RECOIL PULLEY	1.6
38	1101J7	BEARING, TORQUE LIMITER :FRONT	1.7
	1101J8	BEARING, TORQUE LIMITER :REAR	1.7
	1101J9	BEARING, TORQUE LIMITER :BOTH	1.8

Ref. No.	Part No.	Description	Reqd. QTY				Serial No.	Parts catalogue code
			E	F	G	H		
1	11145-HN8-010	PIN, OIL GUIDE, 8MM	1	1	1	1		
2	11312-HN8-000	STAY, R. RR. ENGINE SIDE COVER	1	1	1	1		
3	11322-HN8-A60	STAY, L. RR. ENGINE SIDE COVER	1	1	1	1		
4	11340-HN8-A60	COVER COMP., RR.	1	1	1	1		
5	11345-HN8-000	GASKET, RR. COVER	1	1	1	1		
6	11349-HN8-300	ORIFICE, 1.0MM	1	1	1	1		
7	11350-HN8-000	COVER COMP., A.C. GENERATOR ..	1	-	-	-		
	11350-HN8-F40	-	1	1	1		
8	11396-HN8-A60	GASKET, A.C. GENERATOR COVER	1	1	1	1		
9	15655-HN8-010	CAP, OIL FILLER	1	1	1	1		
10	15660-HN8-000	PIPE COMP., OIL FILLER	1	1	1	1		
11	35759-HN8-000	SWITCH ASSY., CHANGE	1	1	1	1		
12	37750-KPH-701	SENSOR ASSY., THERMOSTAT OIL (PANASONIC)	1	1	1	1		
13	90002-HN8-000	BOLT, DRAIN PLUG, 12MM	1	-	-	-		
	90002-HL3-A00	-	1	1	1		
14	90004-GHB-620	BOLT, FLANGE, 6X14(NSHF)	2	2	2	2		
15	90004-GHB-680	BOLT, FLANGE, 6X28(NSHF)	3	3	3	3		
16	90004-GHB-690	BOLT, FLANGE, 6X32(NSHF)	4	4	4	4		
17	90004-GHB-700	BOLT, FLANGE, 6X35(NSHF)	11	11	11	11		
18	90004-GHB-810	BOLT, FLANGE, 6X90(NSHF)	3	3	3	3		
19	90084-KY2-000	CAP, 14MM	1	1	1	1		
20	90115-HN8-000	CLIP, FUEL BREATHER TUBE	1	1	1	1		
21	90443-035-000	WASHER A, SEALING, 6MM	4	4	4	4		
22	90443-MB0-000	WASHER, SEALING, 10.2MM	1	1	1	1		



E-11

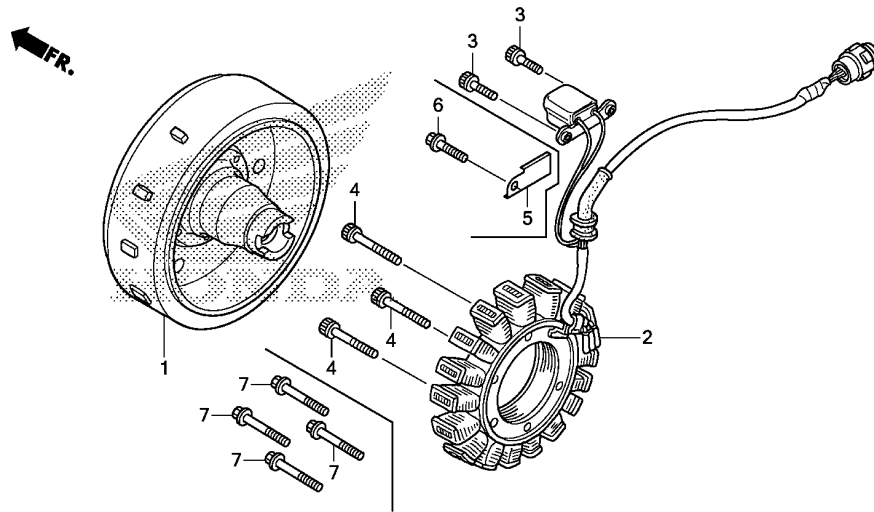
REAR CRANKCASE COVER



Ref. No.	Part No.	Description	Reqd. QTY				Serial No.	Parts catalogue code
			E	TRX680FA F	G	H		
23	91015-HN8-003	BEARING, RADIAL BALL, 6906 ..	1	1	1	1		
24	91021-HN8-003	BEARING, NEEDLE, 25X37X17 ..	1	1	1	1		
25	91203-KCY-671	OIL SEAL, 25X35X5	1	1	1	1		
26	91204-KE8-003	OIL SEAL, 13X22X5 (ARAI)	1	1	1	1		
27	91261-MB0-003	OIL SEAL, 34X50X7 (ARAI)	1	1	1	1		
28	91303-377-000	O-RING, 13.8X2.5	1	1	1	1		
29	91305-GE1-920	O-RING, 9X1.8	1	1	1	1		
30	91305-HN8-003	O-RING, 17X3.6	1	1	1	1		
31	91305-MG7-003	O-RING, 5X1.7 (ARAI)	2	2	2	2		
32	91307-425-003	O-RING, 21.5X3.2	1	1	1	1		
33	91333-567-010	O-RING, 17.0X2.5	1	1	1	1		
34	94109-12000	WASHER, DRAIN PLUG, 12MM	1	1	1	1		
35	94301-08140	DOWEL PIN, 8X14	4	4	4	4		
36	95701-06016-00	BOLT, FLANGE, 6X16	2	2	2	2		
37	95701-08140-00	BOLT, FLANGE, 8X140	2	2	2	2		
38	96100-60000-00	BEARING, RADIAL BALL, 6000 ..	2	2	2	2		

E-12

GENERATOR



HN8EE1200A

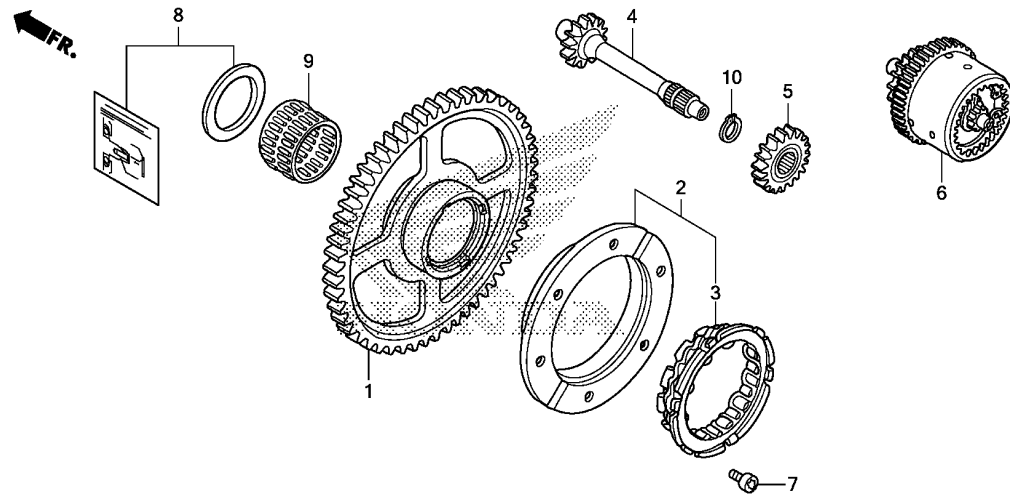
Ref. No.	L.O.N.	(Relative ref. Number) Description	F.R.T.
1	613105	ROTOR OR FLYWHEEL	3.6
2	6131A3	STATOR	1.8

Ref. No.	Part No.	Description	Reqd. QTY				Serial No.	Parts catalogue code
			E	TRX680FA F G H				
1	31110-HN8-A61	FLYWHEEL COMP.	1	-	-	-		
	31110-HN8-F41	-	1	1	1		
2	31120-HN8-A62	STATOR COMP.	1	-	-	-		
	31120-HN8-F41	-	1	1	1		
3	90089-KR0-000	BOLT, SOCKET, 5X12	2	-	-	-		
	90003-MEL-000	BOLT, FLANGE, 5X14	-	2	2	2		
4	96700-06032-00	BOLT, SOCKET, 6X32	3	-	-	-		
5	32112-HN8-F40	CLAMPER, A.C. GENERATOR CORD	-	1	1	1		
6	96001-06012-00	BOLT, FLANGE, 6X12	-	1	1	1		
7	96001-06032-00	BOLT, FLANGE, 6X32	-	4	4	4		



E-13

STARTING GEAR



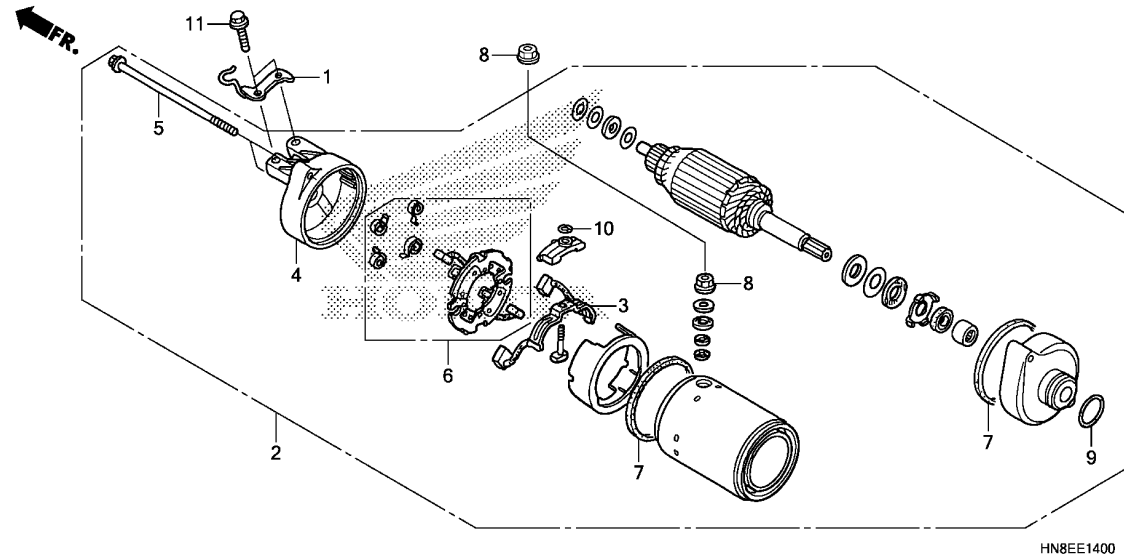
HN8EE1300

Ref. No.	L.O.N.	(Relative ref. Number) Description	F.R.T.
1	612120	(9) GEAR, STARTER DRIVEN	3.5
2	612131	(3) OUTER, STARTING CLUTCH	3.6
5	6121A0	(4) GEAR C, STARTER REDUCTION	1.5
6	6131A0	LIMITER, TORQUE	1.5

Ref. No.	Part No.	Description	Reqd. QTY				Serial No.	Parts catalogue code
			E	TRX680FA F	G	H		
1	28110-HN8-000	GEAR COMP., STARTER DRIVEN (67T)	1	1	1	1		
2	28125-HN0-A01	OUTER COMP., STARTING CLUTCH	1	1	1	1		
3	28126-HN0-A01	CLUTCH, ONE WAY	1	1	1	1		
4	28130-HN8-000	SHAFT COMP., STARTER REDUCTION	1	1	1	1		
5	28131-HN8-000	GEAR C, STARTER REDUCTION(19T)	1	1	1	1		
6	28150-HN8-000	LIMITER ASSY., TORQUE	1	1	1	1		
7	90010-HN2-000	BOLT, SOCKET, 8X12	6	6	6	6		
8	90400-HN8-305	WASHER SET	1	1	1	1		
9	91028-HN8-003	BEARING, NEEDLE, 32X37X26	1	1	1	1		
10	94510-15000	CIRCLIP, EXTERNAL, 15MM	1	1	1	1		

E-14

STARTING MOTOR



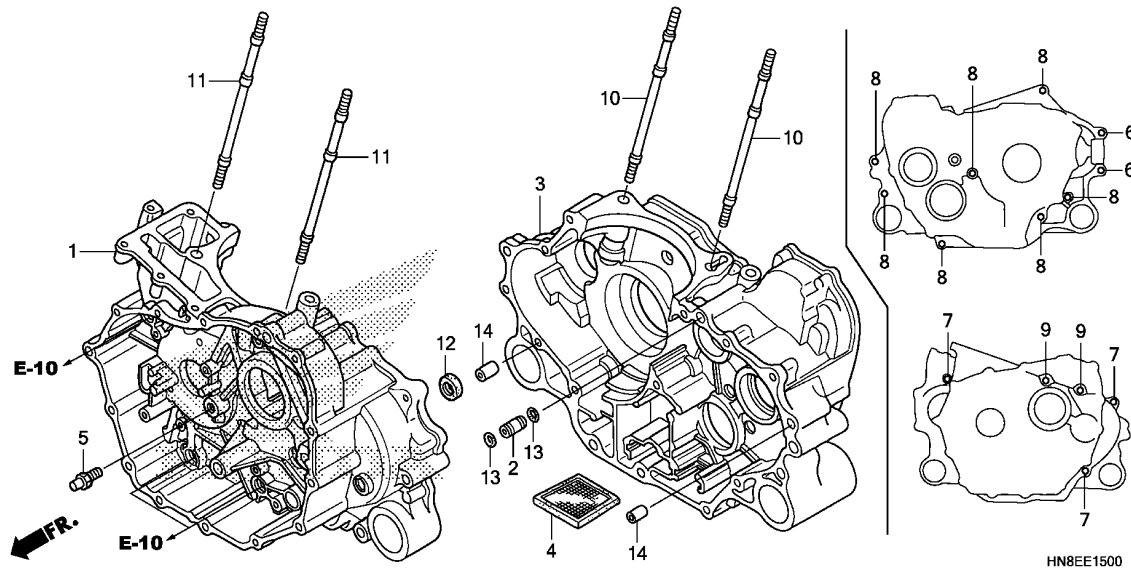
Ref. No.	L.O.N.	(Relative ref. Number) Description	F.R.T.
2		(9) MOTOR, STARTING	0.4
3		(7) TERMINAL, BRUSH(STARTER)	0.6
4		6121C0 BRACKET, STARTING MOTOR REAR ..	0.5
6		6121A5 HOLDER, BRUSH(STARTER)	0.6

Ref. No.	Part No.	Description	Reqd. QTY				Serial No.	Parts catalogue code
			E	TRX680FA F	G	H		
1	19315-HN8-A60	CLIP, HOSE	1	1	1	1		
2	31200-HN8-003	MOTOR ASSY., STARTER	1	1	1	1		
3	31201-MR6-008	TERMINAL SET, BRUSH	1	1	1	1		
4	31203-HN8-000	BRACKET, RR.	1	1	1	1		
5	31205-MR1-008	BOLT, SETTING	2	2	2	2		
6	31206-MR6-008	HOLDER SET, BRUSH	1	1	1	1		
7	31207-KS5-901	RING	2	2	2	2		
8	90071-MB0-000	NUT-WASHER, 6MM	2	2	2	2		
9	91309-425-003	O-RING, 24.4X3.1(ARAI)	1	1	1	1		
10	91320-MB0-000	O-RING, 4X2	1	1	1	1		
11	95801-06025-00	BOLT, FLANGE, 6X25	2	2	2	2		



E-15

CRANKCASE

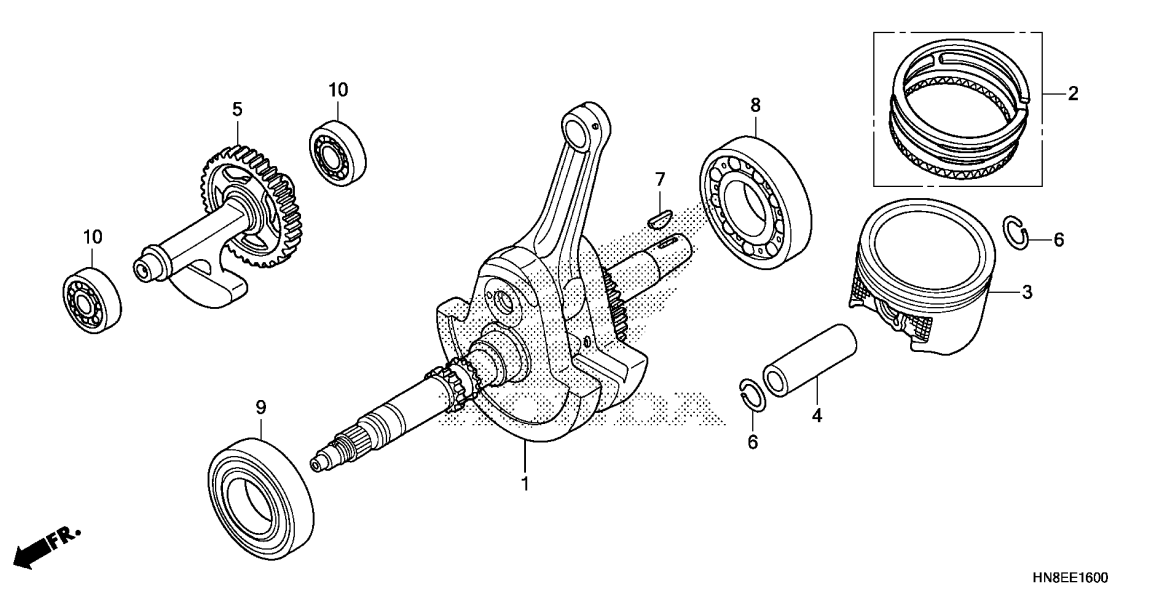


Ref. No.	L.O.N.	(Relative ref. Number) Description	F.R.T.
1	1101A0	CRANKCASE :FRONTINCLUDES: Engine removal and installation	7.0
3	1101A1	CRANKCASE :REARINCLUDES: Engine removal and installation	7.7
	1101A2	CRANKCASE :BOTHINCLUDES: Engine removal and installation	8.2
4	113125	SCREEN, OIL STRAINERINCLUDES: Engine removal and installation	6.5

Ref. No.	Part No.	Description	Reqd. QTY				Serial No.	Parts catalogue code
			E	TRX680FA F	G	H		
1	11100-HN8-030	CRANKCASE COMP., FR.	1	1	1	1		
2	11145-HN8-010	PIN, OIL GUIDE, 8MM	1	1	1	1		
3	11200-HN8-020	CRANKCASE COMP., RR.	1	1	1	1		
4	15421-HC4-005	SCREEN, OIL FILTER(KOYO)	1	1	1	1		
5	26326-HN8-000	PIN, STATOR STOPPER	1	1	1	1		
6	90004-GHB-700	BOLT, FLANGE, 6X35(NSHF)	2	2	2	2		
7	90004-GHB-710	BOLT, FLANGE, 6X40(NSHF)	3	3	3	3		
8	90004-GHB-740	BOLT, FLANGE, 6X55(NSHF)	7	7	7	7		
9	90004-GHB-790	BOLT, FLANGE, 6X80(NSHF)	2	2	2	2		
10	90032-HN8-000	BOLT, STUD, 10X265	2	2	2	2		
11	90033-HN8-000	BOLT B, STUD, 10X265	2	2	2	2		
12	91201-HN8-003	OIL SEAL, 9X18X7(ARAI)	1	1	1	1		
13	91305-MG7-003	O-RING, 5X1.7(ARAI)	2	2	2	2		
14	94301-08140	DOWEL PIN, 8X14	2	2	2	2		

E-16

CRANK SHAFT/PISTON



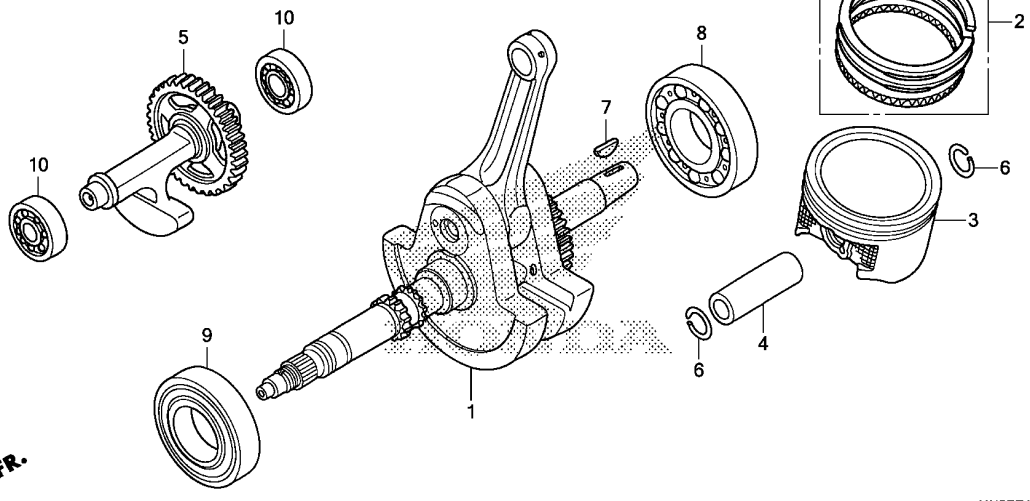
Ref. No.	L.O.N.	(Relative ref. Number) Description	F.R.T.
1	1101B5	CRANKSHAFTINCLUDES: Engine removal and installation (2,4,6)	7.4
3	111103	PISTON RING AND/OR PISTON(ONE)	2.4
5	110185	SHAFT, BALANCERINCLUDES: Engine removal and installation	7.3
8	1101J3	BEARING, CRANKSHAFT :REARINCLUDES: Engine removal and installation	7.3
9	1101F7	BEARING, CRANKSHAFT :FRONTINCLUDES: Engine removal and installation	6.7
	1101G0	BEARING, CRANKSHAFT :BOTHINCLUDES: Engine removal and installation	7.5
10	1101J1	BEARING, BALANCER SHAFT :FRONT .INCLUDES: Engine removal and installation	6.7
	1101J2	BEARING, BALANCER SHAFT :REAR .INCLUDES: Engine removal and installation	7.4
+	1101G5	BEARING, BALANCER SHAFT :BOTH	7.6

Ref. No.	Part No.	Description	Reqd. QTY				Serial No.	Parts catalogue code
			E	TRX680FA F G H				
1	13000-HN8-B40	CRANKSHAFT COMP.	1	-	-	-		
	13000-HN8-F40	-	1	1	1		
2	13010-HN8-A61	RING SET, PISTON(STD.)	1	1	1	1		
	13011-HN8-A61	RING SET, PISTON(0.25)	(1)	(1)	(1)	(1)		
3	13101-HN8-A60	PISTON(STD.)	1	1	1	1		
	13102-HN8-A60	PISTON(0.25)	(1)	(1)	(1)	(1)		
4	13111-HN8-A60	PIN, PISTON	1	1	1	1		
5	13420-HN8-000	SHAFT COMP., BALANCER	1	1	1	1		
6	90602-MBN-670	CLIP, PISTON PIN, 23MM	2	2	2	2		
7	90741-ZE2-000	KEY, SPECIAL WOODRUFF, 25X18	1	1	1	1		
8	91001-HN8-004	BEARING, RADIAL BALL, 40X85X18	1	1	1	1		
9	91001-MBN-671	BEARING, ROLLER	1	1	1	1		
10	91003-HA7-672	BEARING, RADIAL BALL, 6203 RSH	2	2	2	2		



E-16

CRANK SHAFT/PISTON



HN8EE1600

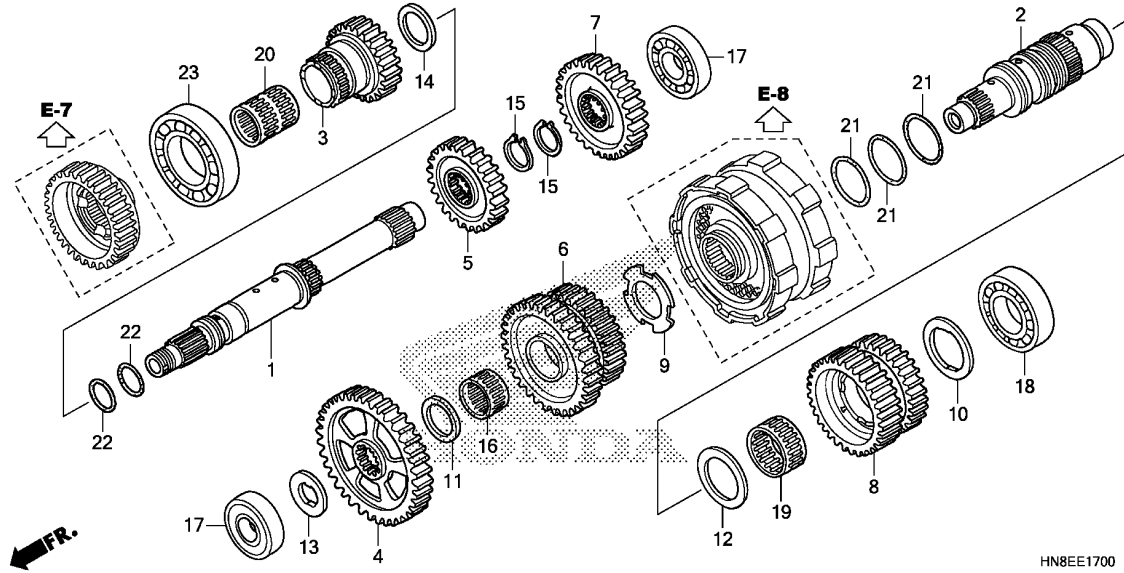
Ref. No.	L.O.N. (Relative ref. Number)	Description	F.R.T.
----------	-------------------------------	-------------	--------

+10		.INCLUDES: Engine removal and installation	
-----	--	--	--

2

E-17

TRANSMISSION



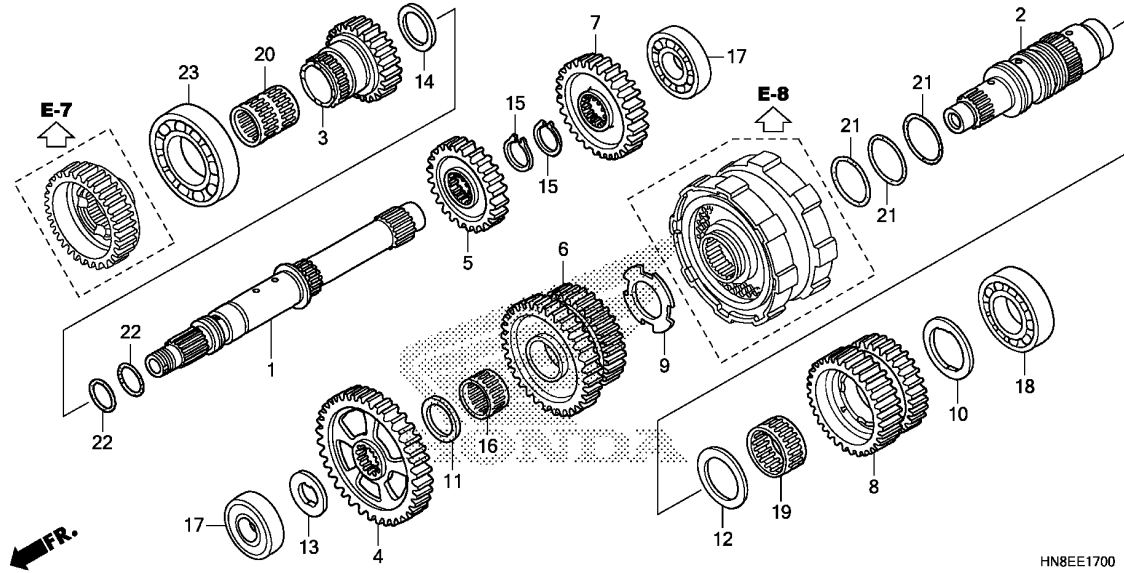
Ref. No.	L.O.N.	(Relative ref. Number) Description	F.R.T.
1		(3,5,7,20) MAINSHAFT, TRANSMISSION	6.6
	210141	.INCLUDES: Engine removal and installation	
	210141A	.Replace countershaft add	0.1
2		(4,6,8,16,19,21) COUNTERSHAFT, TRANSMISSION ...	6.6
	210142	.INCLUDES: Engine removal and installation	
	210142A	.Replace mainshaft add	0.1
17	2101D1	BEARING, MAINSHAFT :REAR	6.7
	2101D2	BEARING, COUNTERSHAFT :FRONT .	6.7
	2101D3	BEARING, COUNTERSHAFT :REAR ..	6.7
	2101C9	BEARING, COUNTERSHAFT :BOTH ..	6.9
23	2101D0	BEARING, MAINSHAFT :FRONT	6.7
	+	.INCLUDES: Engine removal and installation	

Ref. No.	Part No.	Description	Reqd. QTY				Serial No.	Parts catalogue code
			E	F	G	H		
1	23210-HN8-B40	MAINSHAFT COMP.	1	1	1	1		
2	23220-HN8-000	COUNTERSHAFT COMP.	1	1	1	1		
3	23401-HN8-000	GEAR, MAINSHAFT FIRST(19T) --	1	1	1	1		
4	23411-HN8-000	GEAR, COUNTERSHAFT LOW(39T) -	1	1	1	1		
5	23421-HN8-000	GEAR, MAINSHAFT SECOND(24T) -	1	1	1	1		
6	23431-HN8-000	GEAR, COUNTERSHAFT SECOND (33T/38T)	1	1	1	1		
7	23441-HN8-B40	GEAR, MAINSHAFT THIRD(30T) --	1	1	1	1		
8	23451-HN8-A60	GEAR, COUNTERSHAFT THIRD (28T/38T)	1	1	1	1		
9	90406-HN8-000	WASHER, SPECIAL, 25MM	1	1	1	1		
10	90408-HN8-000	WASHER, SPECIAL, 28MM	1	1	1	1		
11	90412-ZE5-000	WASHER, THRUST, 25MM	1	1	1	1		
12	90453-MM5-000	WASHER, THRUST, 30X42X1	1	1	1	1		
13	90454-HN8-000	WASHER, SPECIAL, 20MM	1	1	1	1		
14	90483-752-800	SHIM, ROTARY COUNTER, 22.2X32X1.40(D)	1	1	1	1		
15	90601-727-000	CIRCLIP, SPECIAL, 23MM	2	2	2	2		
16	91005-MCA-003	BEARING, NEEDLE, 25X29X17(NTN)	1	1	1	1		
17	91011-HN8-003	BEARING, RADIAL BALL SPECIAL, 6004	2	2	2	2		
18	91014-752-621	BEARING, RADIAL BALL, 60/28 -	1	1	1	1		
19	91022-MB0-003	BEARING, NEEDLE, 30X35X17 ...	1	1	1	1		
20	91026-HN8-003	BEARING, NEEDLE, 22X26X34 ...	1	1	1	1		
21	91307-PA9-003	O-RING, 31.2X1.9(ARAI)	3	3	3	3		



E-17

TRANSMISSION



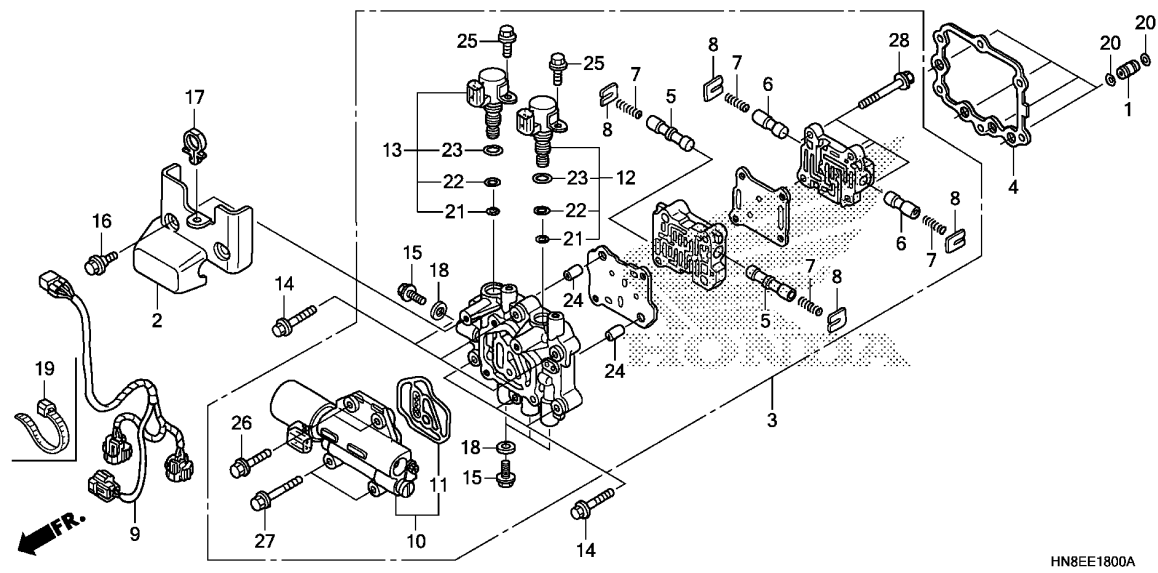
Ref. No.	L.O.N.	(Relative ref. Number) Description	F.R.T.
+23	2101C6	BEARING, MAINSHAFT :BOTHINCLUDES: Engine removal and installation	6.9
	2101D4	BEARING, MAINSHAFT AND COUNTERSHAFT :ALLINCLUDES: Engine removal and installation	7.1

Ref. No.	Part No.	Description	Reqd. QTY				Serial No.	Parts catalogue code
			E	TRX680FA F	G	H		
22	91361-ME5-003	O-RING, 18X1.9(ARAI)	2	2	2	2		
23	96100-60070-00	BEARING, RADIAL BALL, 6007 ..	1	1	1	1		

2

E-18

MAIN VALVE BODY



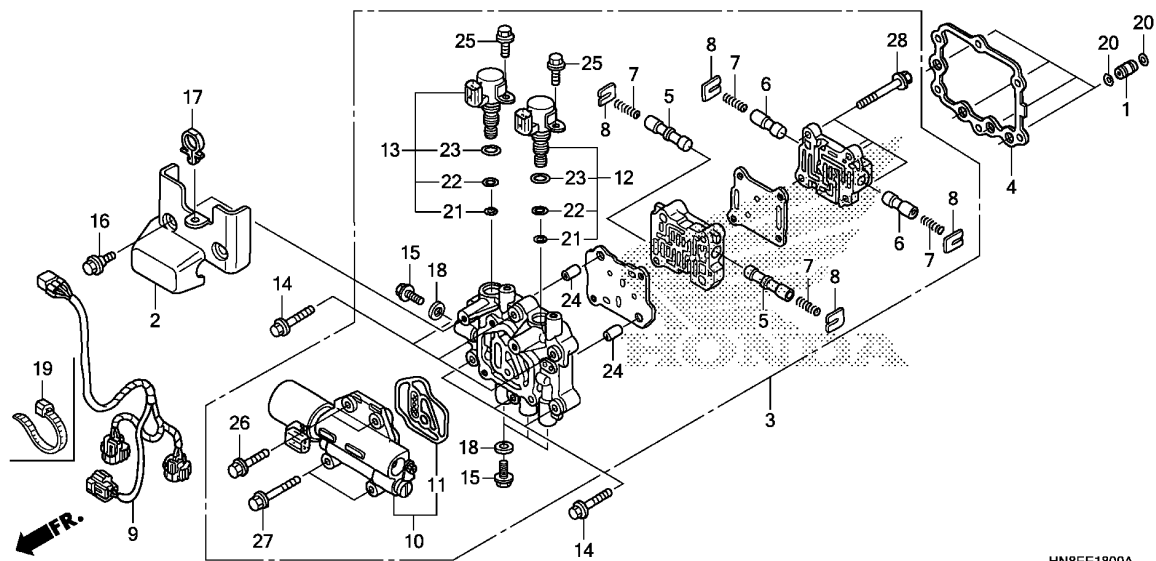
Ref. No.	L.O.N.	(Relative ref. Number) Description	F.R.T.
2	2101F4	COVER, SHIFT VALVE BODY	0.1
3	2101F3	BODY ASSY., SHIFT VALVE	0.7
4	2101F5	GASKET, SHIFT VALVE BODY	0.5
5	2101G4	VALVE, SHIFT	0.8
.NOTE: Same time for two units (7)			
6	2101G5	VALVE, ORIFICE CONTROL	0.8
.NOTE: Same time for two units (7)			
9	6111E7	SUB CORD, SOLENOID	0.3
10	2101F6	VALVE, LINEAR SOLENOID	0.6
11	2101F7	PACKING, LINEAR SOLENOID	0.5
12	2101F8	VALVE A, SHIFT SOLENOID	0.3
13	2101F9	VALVE B, SHIFT SOLENOID	0.3

Ref. No.	Part No.	Description	Reqd. QTY				Serial No.	Parts catalogue code
			E	F	G	H		
1	11334-HN8-010	PIN, OIL GUIDE, 10MM	4	4	4	4		
2	11355-HN8-000	COVER, SOLENOID	1	1	1	1		
3	27100-HN8-003	BODY ASSY., MAIN VALVE	1	1	1	1		
4	27135-HN8-000	GASKET, OIL CONTROL COVER	1	1	1	1		
5	27211-HN8-003	VALVE, SHIFT	2	2	2	2		
6	27221-HN8-003	VALVE, ORIFICE CONTROL	2	2	2	2		
7	27231-HN8-003	SPRING, VALVE	4	4	4	4		
8	27263-PX3-000	SEAT, VALVE SPRING	4	4	4	4		
9	32102-HN8-000	SUB CORD, SOLENOID	1	-	-	-		
	32102-HN8-F40	-	1	1	1		
10	38610-HN8-003	SOLENOID ASSY., LINEAR	1	1	1	1		
11	38615-HN8-003	PACKING, BASE	1	1	1	1		
12	38620-HN8-003	SOLENOID ASSY. A	1	1	1	1		
13	38630-HN8-003	SOLENOID ASSY. B	1	1	1	1		
14	90004-GHB-690	BOLT, FLANGE, 6X32(NSHF)	6	6	6	6		
15	90024-612-000	BOLT, SEALING, 8MM	4	4	4	4		
16	90111-187-000	BOLT, FLANGE, 6MM	2	2	2	2		
17	90115-HN8-000	CLIP, FUEL BREATHER TUBE	1	-	-	-		
	90684-ZA0-601	CLIP, HARNESS	-	1	1	1		
18	90471-580-000	PACKING, 8MM	4	4	4	4		
19	90652-KT1-771	BAND, WIRE(BLACK)	1	-	-	-		
20	91301-473-003	O-RING, 7X1.7	8	8	8	8		
21	91301-P6H-003	O-RING, 7.6X1.9(KEIHIN)	2	2	2	2		
22	91302-P6H-003	O-RING, 9.6X1.9(KEIHIN)	2	2	2	2		
23	91303-P6H-003	O-RING, 11.7X1.9(KEIHIN)	2	2	2	2		



E-18

MAIN VALVE BODY

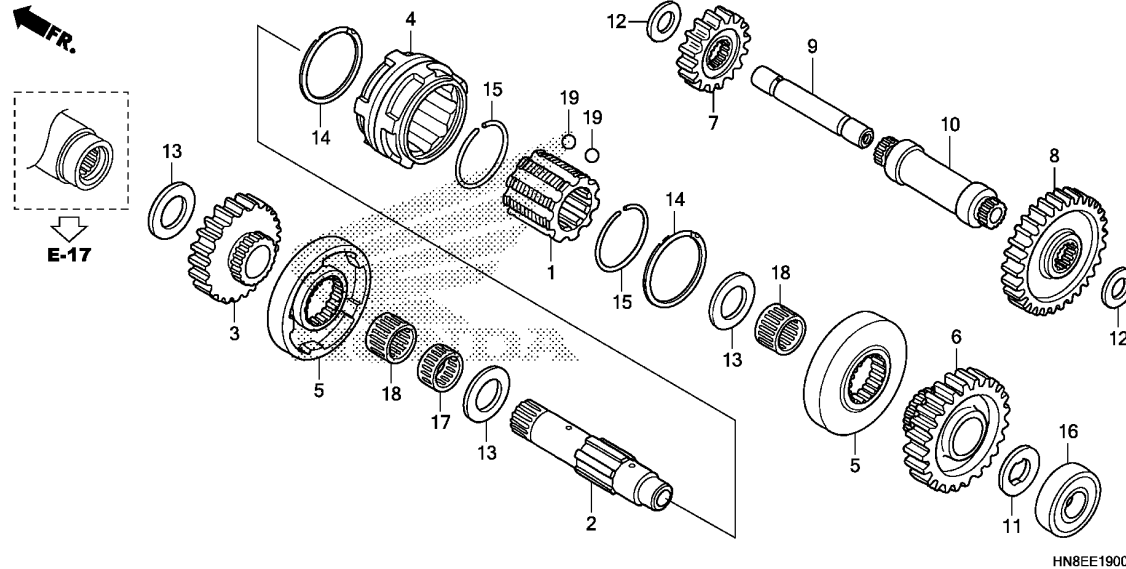


HN8EE1800A

Ref. No.	Part No.	Description	Reqd. QTY				Serial No.	Parts catalogue code
			E	TRX680FA F	G	H		
24	94301-08140	DOWEL PIN, 8X14	2	2	2	2		
25	95701-06014-08	BOLT, FLANGE, 6X14	2	2	2	2		
26	95701-06025-08	BOLT, FLANGE, 6X25	2	2	2	2		
27	95701-06035-08	BOLT, FLANGE, 6X35	2	2	2	2		
28	95701-06050-08	BOLT, FLANGE, 6X50	4	4	4	4		

E-19

REVERSE GEAR



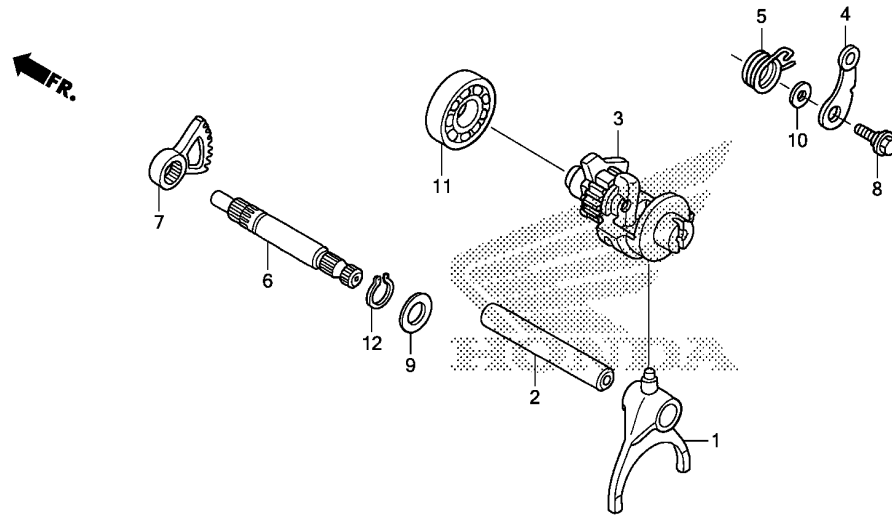
Ref. No.	L.O.N.	(Relative ref. Number) Description	F.R.T.
2	2101G3	(3,5,6,17,18) DRIVESHAFT, FINAL	3.7
4	2101G2	(1,19) SHIFTER, GEAR	3.8
9	2101G0	(7,8,10) SHAFT, REVERSE IDLE	3.6

Ref. No.	Part No.	Description	Reqd. QTY				Serial No.	Parts catalogue code
			E	F	G	H		
1	23433-HN8-000	COLLAR, FINAL SHIFTER	1	1	1	1		
2	23511-HN8-000	SHAFT, FINAL DRIVE	1	1	1	1		
3	23621-HN8-000	GEAR, FINAL DRIVE(19T)	1	1	1	1		
4	23641-HL1-A00	SHIFTER, FINAL	1	1	1	1		
5	23645-HN8-000	GUIDE, FINAL SHAFT	2	2	2	2		
6	23711-HN8-000	GEAR, REVERSE DRIVE(24T)	1	1	1	1		
7	23722-HN8-000	GEAR A, REVERSE IDLE(16T)	1	1	1	1		
8	23723-HN8-000	GEAR B, REVERSE IDLE(25T)	1	1	1	1		
9	23730-HN8-000	SHAFT COMP., REVERSE IDLE	1	1	1	1		
10	23741-HN8-000	SHAFT, OUTER REVERSE IDLE	1	1	1	1		
11	90403-HN8-000	WASHER, SPECIAL, 17MM	1	1	1	1		
12	90451-HN8-000	WASHER, THRUST, 13X24X1	2	2	2	2		
13	90458-292-000	WASHER, THRUST, 20MM	3	3	3	3		
14	90613-969-003	RING, INTERNAL DOUBLE COIL	2	2	2	2		
15	90616-969-000	CLIP, 32.5MM	2	2	2	2		
16	91006-HN2-003	BEARING, RADIAL BALL (6203U SPL.)	1	1	1	1		
17	91013-PA9-003	BEARING, NEEDLE, 20X24X13(NTN)	1	1	1	1		
18	91051-727-000	BEARING, NEEDLE, 20X24X17	2	2	2	2		
19	96211-07000	BALL, STEEL, #7(7/32)	27	27	27	27		



E-20

GEARSHIFT FORK



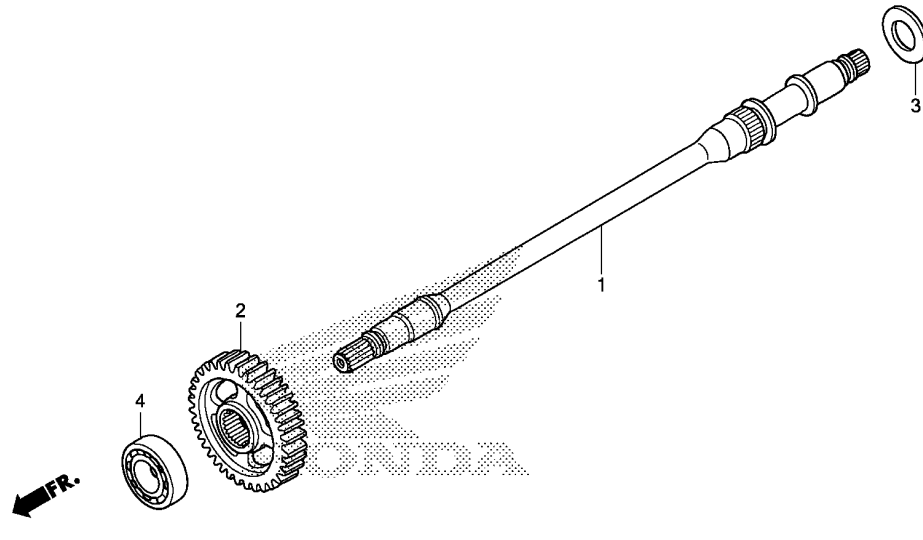
HN8EE2000

Ref. No.	L.O.N.	(Relative ref. Number) Description	F.R.T.
1	210112	FORK, GEARSHIFT	3.5
3	2101A9	DRUM, GEARSHIFT	3.5
4		(5)	
	210125	STOPPER OR SPRING, SHIFT DRUM	3.6
6	210122	SPINDLE, GEARSHIFT	3.5
7	210127	ARM, GEARSHIFT	3.5
11	2101C3	BEARING, GEARSHIFT DRUM	3.7

Ref. No.	Part No.	Description	Reqd. QTY				Serial No.	Parts catalogue code
			E	TRX680FA F	G	H		
1	24211-HL1-A00	FORK, GEARSHIFT	1	1	1	1		
2	24241-HN8-000	SHAFT, SHIFT FORK	1	1	1	1		
3	24300-HN8-000	DRUM ASSY., GEARSHIFT	1	1	1	1		
4	24430-HB3-000	STOPPER COMP., GEARSHIFT DRUM	1	1	1	1		
5	24435-HN8-000	SPRING, SHIFT DRUM STOPPER ..	1	1	1	1		
6	24681-HN8-A60	SPINDLE, GEARSHIFT	1	1	1	1		
7	24682-HN8-003	ARM, GEARSHIFT	1	1	1	1		
8	90022-MG8-000	PIVOT, SHIFT DRUM STOPPER ARM	1	1	1	1		
9	90410-HN8-000	WASHER, 13X21X1	1	1	1	1		
10	90417-360-000	WASHER, DRUM STOPPER	1	1	1	1		
11	91012-HC5-004	BEARING, RADIAL BALL, 6203 (KOYO)	1	1	1	1		
12	94510-13000	CIRCLIP, EXTERNAL, 13MM	1	1	1	1		

E-21

FINAL SHAFT



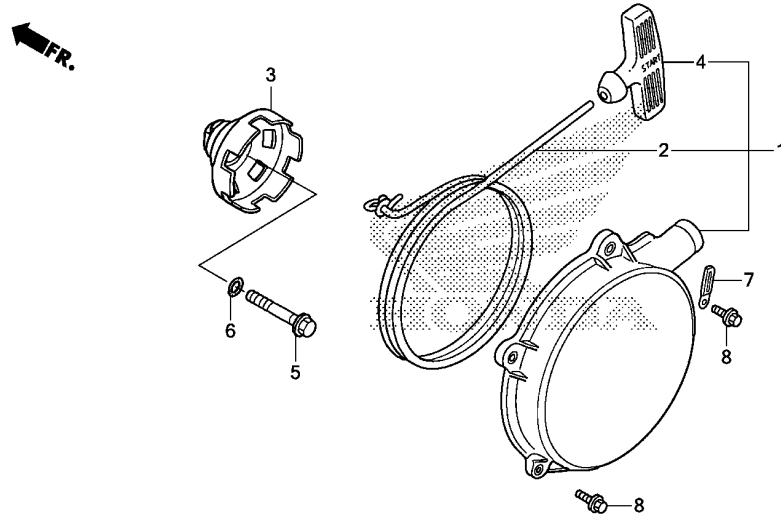
Ref. No.	L.O.N.	(Relative ref. Number) Description	F.R.T.
1	2131H0	SHAFT, OUTPUT	3.6
2	2131H1	GEAR, OUTPUT SHAFT DRIVEN	3.6
4	2131H2	BEARING, OUTPUT SHAFT :FRONT - .INCLUDES: Engine removal and installation	6.7

Ref. No.	Part No.	Description	Reqd. QTY				Serial No.	Parts catalogue code
			E	TRX680FA F	G	H		
1	23611-HN8-000	SHAFT, FINAL	1	1	1	1		
2	23631-HN8-000	GEAR, FINAL DRIVEN(38T)	1	1	1	1		
3	90459-HN8-B40	WASHER, THRUST, 25X46X2	1	1	1	1		
4	91013-HN8-003	BEARING, RADIAL BALL, 62/28	1	1	1	1		



E-22

RECOIL STARTER



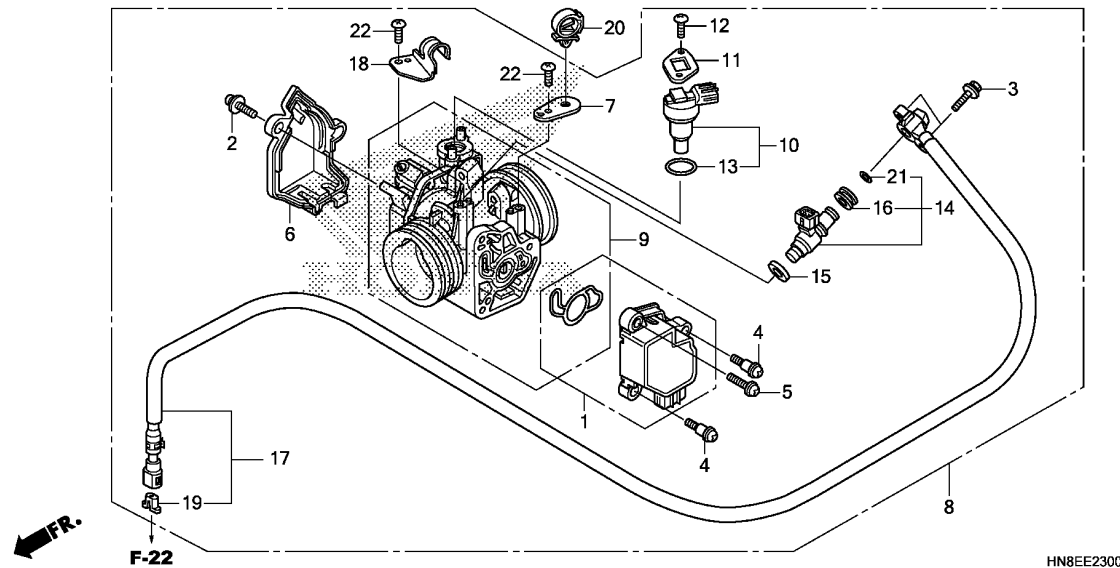
HN8EE2200

Ref. No.	L.O.N.	(Relative ref. Number) Description	F.R.T.
1	112115	STARTER ASSY., RECOIL	0.4
2	1121A5	ROPE, RECOIL STARTER	0.6
3	1121A7	PULLEY, RECOIL	0.8

Ref. No.	Part No.	Description	Reqd. QTY				Serial No.	Parts catalogue code
			E	TRX680FA F	G	H		
1	28400-HN8-003	STARTER ASSY., RECOIL	1	1	1	1		
2	28407-HN8-003	ROPE, RECOIL STARTER	1	1	1	1		
3	28430-HN8-000	PULLEY COMP., RECOIL	1	1	1	1		
4	28461-HM7-003	KNOB COMP., RECOIL STARTER ..	1	1	1	1		
5	90081-HN5-670	BOLT, SPECIAL, 12MM	1	1	1	1		
6	91303-679-003	O-RING, 11.5X2.3	1	1	1	1		
7	91413-679-000	CLIP, 2X70	1	1	1	1		
8	96001-06020-00	BOLT, FLANGE, 6X20	4	4	4	4		

E-23

THROTTLE BODY



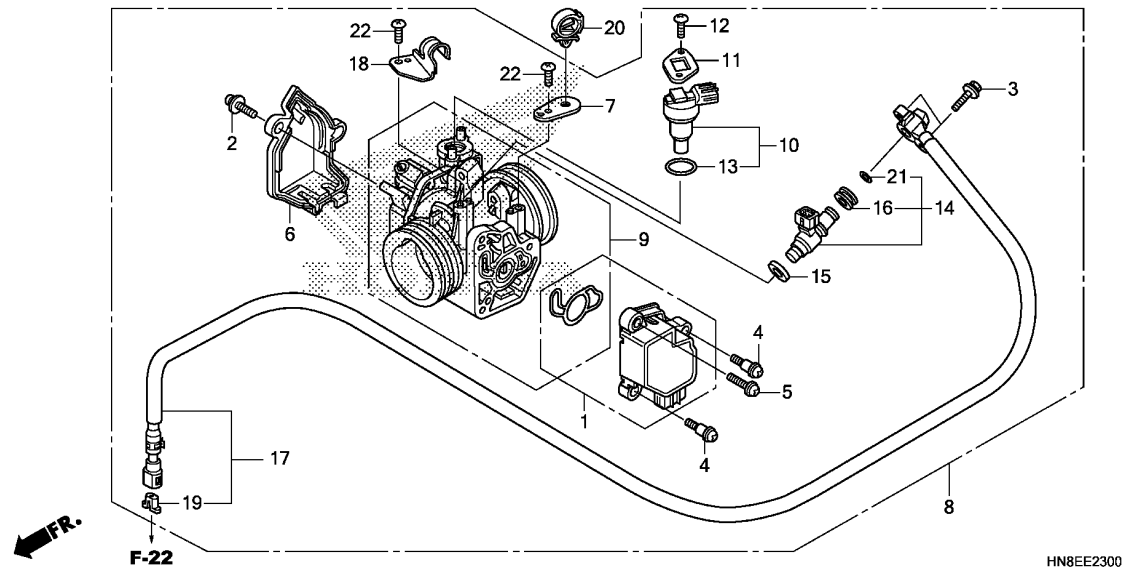
Ref. No.	L.O.N.	(Relative ref. Number) Description	F.R.T.
1	617115	SENSOR, THROTTLE	0.6
8	311132	BODY ASSY., THROTTLE	0.7
9	311130	BODY, THROTTLE	0.8
10		(13)	
	3111N5	VALVE, IDLE AIR CONTROL	0.2
14		(15,16,21)	
	311145	INJECTOR, FUEL	0.2
17	310162	HOSE, FUEL FEED	0.7

Ref. No.	Part No.	Description	Reqd. QTY				Serial No.	Parts catalogue code
			E	F	G	H		
1	16060-HP5-601	SENSOR SET	1	-	-	-		
	16060-HP6-A01	-	1	1	1		
2	16080-HP5-601	SCREW-WASHER	1	1	1	1		
3	16080-KPH-701	BOLT, FLANGE, 5X20	2	2	2	2		
4	16081-KPH-701	SCREW, TORX, 5X8.7	2	-	-	-		
	16081-KYJ-901	-	2	2	2		
5	16082-KPH-701	SCREW, TORX, 5X17	1	-	-	-		
	16082-KYJ-901	-	1	1	1		
6	16157-HN8-A61	COVER, BODY	1	1	1	1		
7	16196-HN8-A60	STAY, HARNESS CLAMPER	1	1	1	1		
8	16400-HN8-B42	THROTTLE BODY ASSY.(GQ6DA B)	1	-	-	-		
	16400-HN8-F41	THROTTLE BODY ASSY.(GQ6LC A)	-	1	1	1		
9	16410-HN8-B41	BODY SET	1	-	-	-		
	16410-HN8-F41	-	1	1	1		
10	16430-HP6-A01	VALVE SET, IDLE AIR CONTROL	1	1	1	1		
11	16432-HN8-A61	PLATE, IDLE AIR CONTROL VALVE	1	1	1	1		
12	16433-HN8-A61	SCREW, TORX	2	2	2	2		
13	16435-HN8-A61	O-RING, 17.8X1.9	1	1	1	1		
14	16450-HN8-A61	INJECTOR ASSY., FUEL	1	1	1	1		
15	16472-MCW-000	SEAL RING, INJECTOR	1	1	1	1		
16	16473-P7A-004	CUSHION RING, INJECTOR	1	1	1	1		
17	17528-HN8-B41	HOSE COMP., FUEL FEED	1	1	1	1		
18	17640-HN8-A60	CLAMPER, FUEL HOSE	1	1	1	1		
19	17711-SOX-A31	RETAINER(GREEN)(TOKAI)	1	1	1	1		
20	90684-ZA0-601	CLIP, HARNESS	1	1	1	1		



E-23

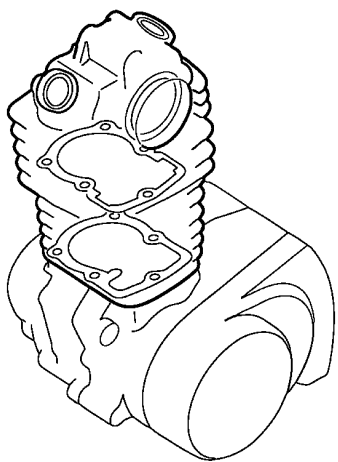
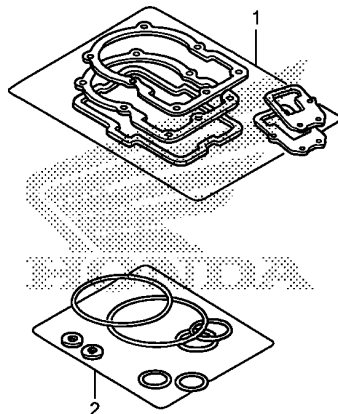
THROTTLE BODY



Ref. No.	Part No.	Description	Reqd. QTY				Serial No.	Parts catalogue code
			E	TRX680FA F	G	H		
21	91301-P7A-004	O-RING, 7.8X1.9	1	1	1	1		
22	93500-05012-0A	SCREW, PAN, 5X12	2	2	2	2		

EOP-1

GASKET KIT A



HN8EX0100

Ref. L.O.N. (Relative ref. Number) F.R.T.
No. Description

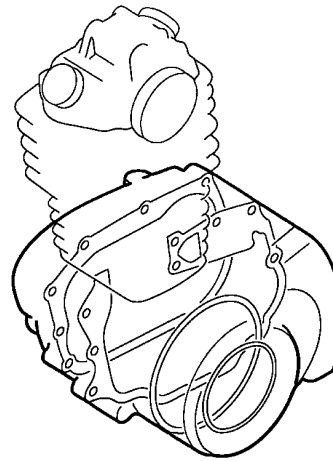
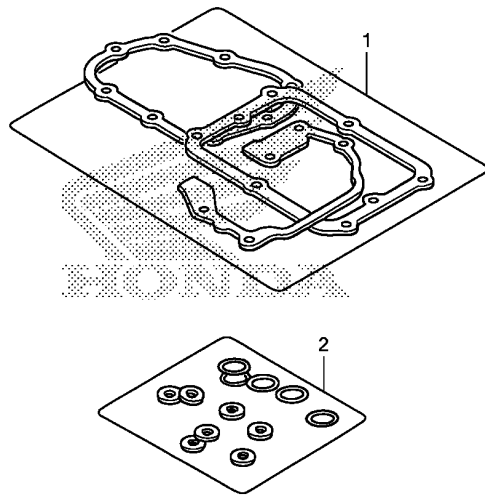
NO INFORMATION

Ref. No.	Part No.	Description	Reqd. QTY				Serial No.	Parts catalogue code
			E	TRX680FA F G H				
1	06113-HN8-A60	GASKET SHEET KIT A	1	1	1	1		
	12191-HN8-000	GASKET, CYLINDER	1	1	1	1		
	12194-HC5-740	GASKET, TENSIONER HOLE	1	1	1	1		
	12251-HN8-A61	GASKET, CYLINDER HEAD	1	1	1	1		
	12315-HN8-000	GASKET, CYLINDER HEAD COVER	1	1	1	1		
	18291-MM5-860	GASKET, EX. PIPE	1	1	1	1		
	18392-MBH-000	PACKING, MUFFLER	1	1	1	1		
2	06114-HN8-670	WASHER O-RING KIT A	1	1	1	1		
	90441-706-000	WASHER, SEALING, 6MM	5	5	5	5		
	90442-397-000	1	1	1	1		
	91306-105-690	O-RING, 1.5X9.5	2	2	2	2		
	91308-500-000	O-RING, 57X2.5	2	2	2	2		



EOP-2

GASKET KIT B



HN8EX0200

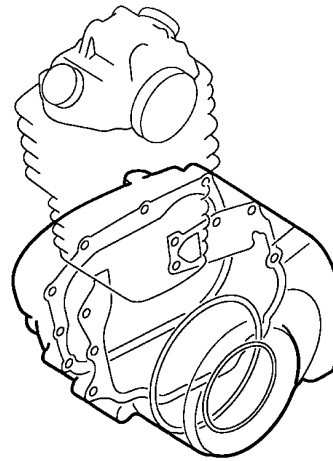
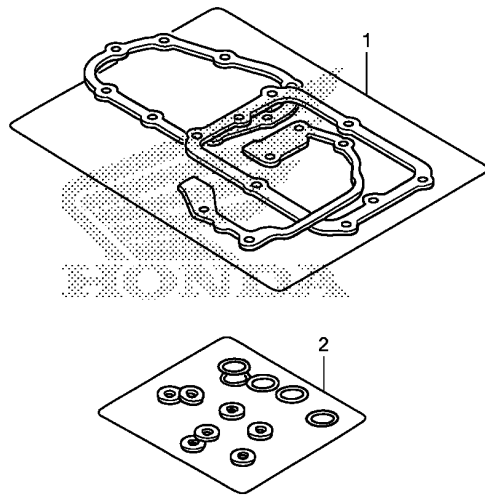
Ref. L.O.N. (Relative ref. Number) F.R.T.
No. Description

NO INFORMATION

Ref. No.	Part No.	Description	Reqd. QTY				Serial No.	Parts catalogue code
			E	TRX680FA F G H				
1	06115-HN8-A60	GASKET SHEET KIT B	1	1	1	1		
	11345-HN8-000	GASKET, RR. COVER	1	1	1	1		
	11396-HN8-A60	GASKET, A.C. GENERATOR COVER	1	1	1	1		
	19226-HN8-000	GASKET, WATER PUMP COVER	1	1	1	1		
	27135-HN8-000	GASKET, OIL CONTROL COVER	1	1	1	1		
2	06116-HN8-A60	WASHER O-RING KIT B	1	1	1	1		
	90412-HN8-003	WASHER, SEALING, 6.5MM	2	2	2	2		
	90443-035-000	WASHER A, SEALING, 6MM	4	4	4	4		
	90443-MB0-000	WASHER, SEALING, 10.2MM	1	1	1	1		
	91301-107-000	O-RING, 75X2.5	1	1	1	1		
	91301-473-003	O-RING, 7X1.7	9	9	9	9		
	91301-P7X-003	O-RING, 18.5X1.9(NOK)	1	1	1	1		
	91302-377-000	O-RING, 15X2.5	1	1	1	1		
	91302-HN8-000	O-RING, 43X2.5	1	1	1	1		
	91302-MB0-013	O-RING, 32.95X2.62(ARAI)	1	1	1	1		
	91303-377-000	O-RING, 13.8X2.5	1	1	1	1		
	91303-679-003	O-RING, 11.5X2.3	2	2	2	2		
	91303-HN8-003	O-RING, 17.8X1.9	1	1	1	1		
	91303-KF0-003	O-RING, 14.8X2.4(ARAI)	6	6	6	6		
	91304-HN8-003	O-RING, 17.4X2.9	1	1	1	1		
	91305-GE1-920	O-RING, 9X1.8	1	1	1	1		
	91305-HN8-003	O-RING, 17X3.6	1	1	1	1		
	91305-KF0-003	O-RING, 27X2(ARAI)	1	1	1	1		
	91305-MG7-003	O-RING, 5X1.7(ARAI)	5	5	5	5		
	91307-425-003	O-RING, 21.5X3.2	1	1	1	1		
	91309-425-003	O-RING, 24.4X3.1(ARAI)	1	1	1	1		
	91313-MB0-003	O-RING, 14.7X2.2(ARAI)	2	2	2	2		
	91314-PC9-003	O-RING, 8.5X1.9(ARAI)	1	1	1	1		
	91315-PC9-004	O-RING, 6X1.5(NOK)	1	1	1	1		

EOP-2

GASKET KIT B



FR. →

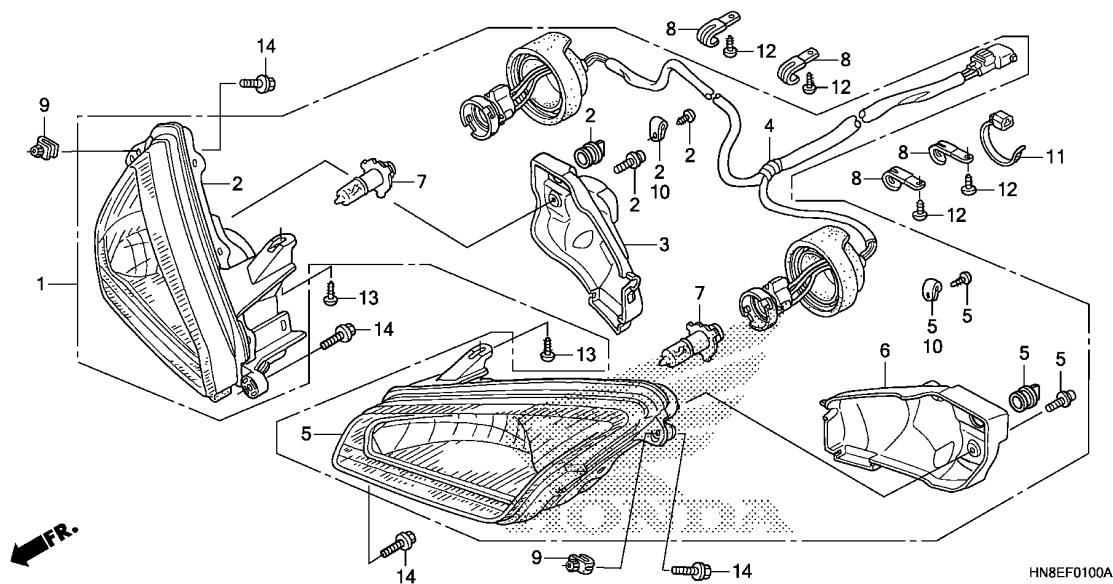
HN8EX0200

Ref. No.	Part No.	Description	Reqd. QTY				Serial No.	Parts catalogue code
			E	TRX680FA F G H				
(2)	91316-MJ8-003	O-RING, 8.4X2.4	1	1	1	1		
	91333-567-010	O-RING, 17.0X2.5	1	1	1	1		
	91355-MB0-003	O-RING, 22X1.9(ARAI)	1	1	1	1		
	94109-12000	WASHER, DRAIN PLUG, 12MM	1	1	1	1		



F-1

HEADLIGHT



Ref. No.	L.O.N.	(Relative ref. Number) Description	F.R.T.
1	616115	HEADLIGHT ASSEMBLY	0.4
2	6161A9	HEADLIGHT UNIT :RIGHT	0.2
4	6161H5	SUB CORD, HEADLIGHT	0.4
5	6161A8	HEADLIGHT UNIT :LEFT	0.2
	6161B0	HEADLIGHT UNIT :BOTH	0.4
7	(3,6)		
	6161F7	BULB, HEADLIGHT :LEFT	0.1
	6161F8	BULB, HEADLIGHT :RIGHT	0.1
	6161H4	BULB, HEADLIGHT :BOTH	0.1

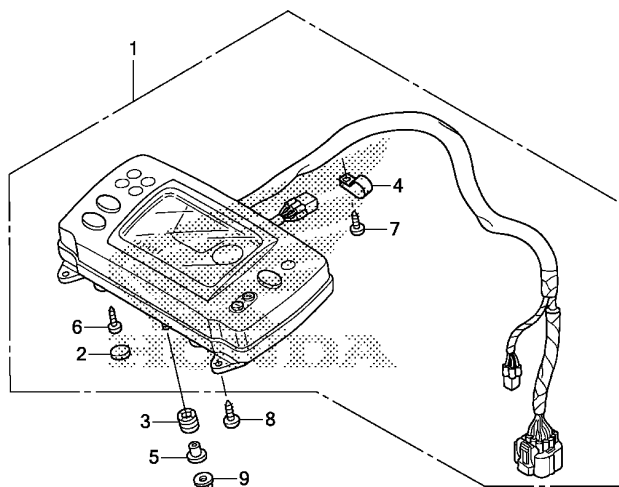
HN8EF0100A

3

Ref. No.	Part No.	Description	Reqd. QTY				Serial No.	Parts catalogue code
			E	TRX680FA F	G	H		
1	33100-HN8-003	HEADLIGHT ASSY.(12V 40/40W) -	1	1	1	1		
2	33110-HN8-003	HEADLIGHT UNIT, R.	1	1	1	1		
3	33111-HN8-003	COVER, R. HEADLIGHT	1	1	1	1		
4	33120-HN8-003	CORD COMP., HEADLIGHT	1	1	1	1		
5	33160-HN8-003	HEADLIGHT UNIT, L.	1	1	1	1		
6	33161-HN8-003	COVER, L. HEADLIGHT	1	1	1	1		
7	34901-GCH-004	BULB, HEADLIGHT(12V 40/40W) -	2	2	2	2		
8	90010-GEO-710	CLIP, TUBE	4	4	4	4		
9	90344-KEM-900	NUT, CLIP, 6MM	2	2	2	2		
10	90627-ZA8-E50	CLIP(7.5MM)	2	2	2	2		
11	90652-KT1-771	BAND, WIRE(BLACK)	1	1	1	1		
12	93903-25220	SCREW, TAPPING, 5X12	4	4	4	4		
13	93903-35420	SCREW, TAPPING, 5X20	2	2	2	2		
14	95701-06028-00	BOLT, FLANGE, 6X28	4	4	4	4		

F-2

METER



HN8EF0200

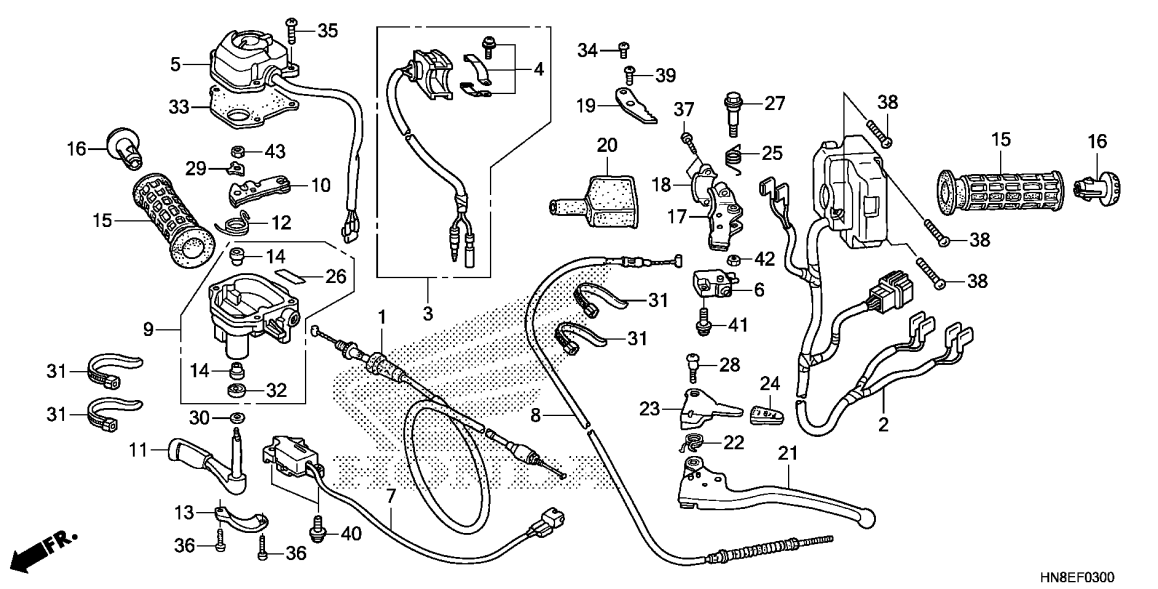
Ref. No.	L.O.N.	(Relative ref. Number) Description	F.R.T.
----------	--------	------------------------------------	--------

1	8121A1	METER ASSY., COMBINATION	0.8
---	--------	--------------------------------	-----

Ref. No.	Part No.	Description	Reqd. QTY				Serial No.	Parts catalogue code
			E	TRX680FA F G H				
1	37200-HN8-C41	METER ASSY., COMBINATION(KPH)	1	-	-	-		
	37200-HN8-F51	-	1	1	1		
2	37212-HN0-A01	CAP	7	7	7	7		
3	37215-HM5-670	RUBBER, MOUNTING	3	3	3	3		
4	37215-KS3-901	CLAMP	1	1	1	1		
5	83601-357-000	COLLAR, COVER SETTING	3	3	3	3		
6	93903-22420	SCREW, TAPPING, 3X16	7	7	7	7		
7	93903-24420	SCREW, TAPPING, 4X16	1	1	1	1		
8	93903-35320	SCREW, TAPPING, 5X16	3	3	3	3		
9	94050-06070	NUT, FLANGE, 6MM	3	3	3	3		

F-3

HANDLE LEVER/SWITCH/CABLE



Ref. No.	L.O.N.	(Relative ref. Number) Description	F.R.T.
1	811100	CABLE, THROTTLE	0.8
2	6151C8	SWITCH, LEFT HANDLE	0.8
3	6151A3	SWITCH, HORN	0.1
5	6151A6	SWITCH, DRIVE MODE SELECT	0.6
6	6151B3	SWITCH, REAR STOP :LEVER SIDE	0.1
7	6151C7	SWITCH, 2WD/4WD SELECT	0.7
8	8111B1	CABLE, HAND BRAKE	0.6
9	8101C3	CASE ASSY., THROTTLE LEVER ...	0.2
10		(12)	
	8101C4	ARM, THROTTLE	0.2
11	810120	LEVER, THROTTLE	0.2
15	8101C0	GRIP, HANDLE :LEFT	0.1
	8101C1	GRIP, HANDLE :RIGHT	0.1
17	8101C8	BRACKET, HANDLE LEVER :LEFT ..	0.2
21	8101C6	LEVER, HANDLE :LEFT	0.1
	8101F5	LEVER, HANDLE :BOTH	0.2
23		(22)	
	810170	LEVER, PARKING LOCK	0.1

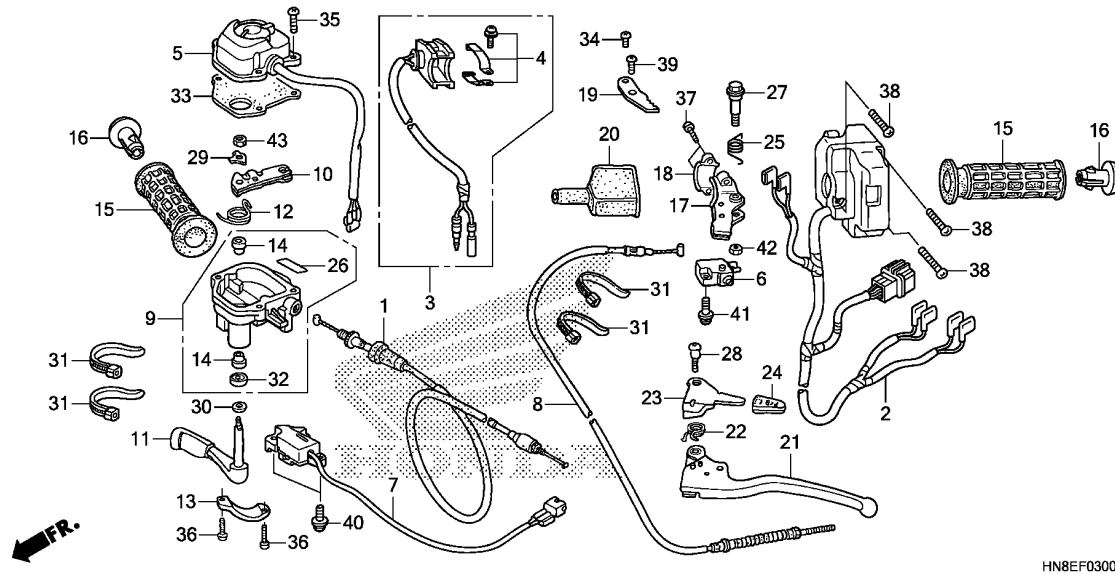
HN8EF0300

3

Ref. No.	Part No.	Description	Reqd. QTY				Serial No.	Parts catalogue code
			E	F	G	H		
1	17910-HN8-000	CABLE COMP., THROTTLE	1	1	1	1		
2	35140-HN8-B41	SWITCH ASSY., ELECTRIC SHIFT	1	-	-	-		
	35140-HN8-F41	-	1	-	-		
	35140-HN8-F42	-	-	1	1		
3	35180-HM8-851	SWITCH ASSY., HORN	1	1	1	1		
4	35181-HM8-V81	BAND SET	1	1	1	1		
5	35300-HN8-003	SWITCH ASSY., MODE SELECT ...	1	-	-	-		
	35300-HN8-F41	-	1	1	1		
6	35340-ML4-005	SWITCH ASSY., FR. STOP(OMRON)	1	1	1	1		
7	35400-HN8-003	SWITCH ASSY., SELECT(2WD/4WD)	1	1	1	1		
8	43460-HN8-A00	CABLE COMP., HAND BRAKE	1	1	1	1		
9	53143-HN0-305	CASE ASSY., THROTTLE LEVER ..	1	1	1	1		
10	53144-HA0-010	ARM COMP., THROTTLE	1	1	1	1		
11	53145-HA0-770	LEVER, THROTTLE	1	1	1	1		
12	53146-HM8-000	SPRING, THROTTLE RETURN	1	1	1	1		
13	53147-HN0-670	HOLDER, THROTTLE CASE	1	1	1	1		
14	53148-HA0-000	BUSH, THROTTLE PIVOT	2	2	2	2		
15	53165-HP5-600	GRIP, HANDLE	2	2	2	2		
16	53167-HP5-600	GUARD, HANDLE END	2	2	2	2		
17	53172-HN8-000	BRACKET, BRAKE LEVER	1	1	1	1		
18	53173-376-000	HOLDER, LEVER BRACKET	1	1	1	1		
19	53174-HN8-000	STAY, PARKING BRAKE STOPPER ..	1	1	1	1		
20	53177-HN8-000	COVER, L. HANDLE LEVER	1	1	1	1		
21	53178-HN8-010	LEVER, L. STEERING HANDLE ...	1	1	1	1		
22	53191-HN8-000	SPRING, PARKING BRAKE LEVER ..	1	1	1	1		

F-3

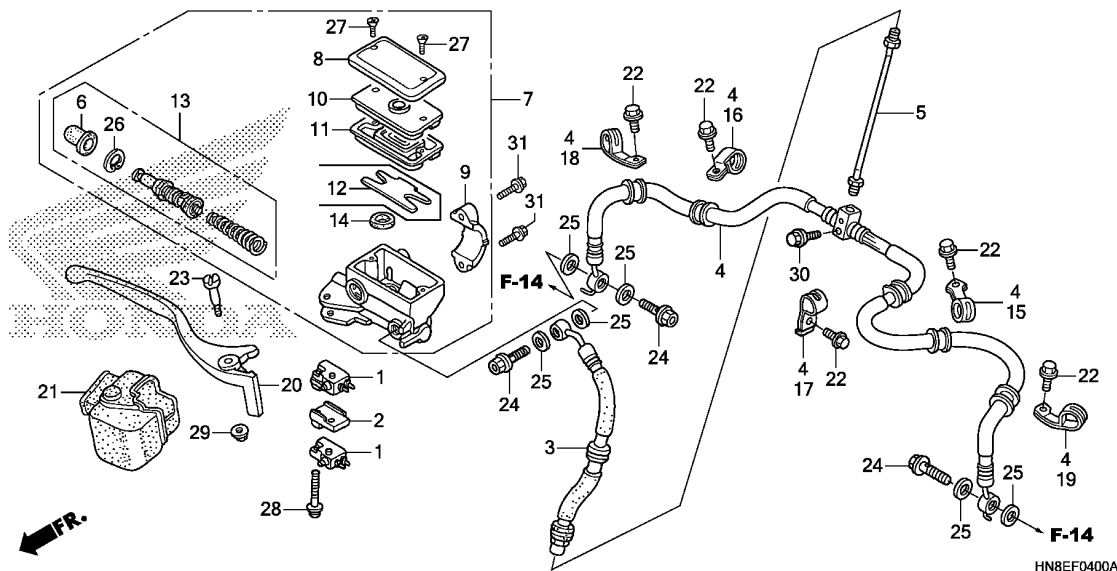
HANDLE LEVER/SWITCH/CABLE



Ref. No.	Part No.	Description	Reqd. QTY				Serial No.	Parts catalogue code
			E	F	G	H		
23	53192-HN8-000	LEVER, PARKING BRAKE LOCK ...	1	1	1	1		
24	53193-HA0-770	CAP, PARKING LEVER	1	1	1	1		
25	53193-HN8-000	SPRING, RETURN LEVER	1	1	1	1		
26	87516-HN0-670	MARK, SELECT(2WD/4WD)	1	1	1	1		
27	90114-HN8-000	BOLT, HANDLE LEVER PIVOT	1	1	1	1		
28	90115-HA6-000	SCREW, PARKING LEVER PIVOT ..	1	1	1	1		
29	90501-HA0-000	WASHER, LOCK, 6MM	1	1	1	1		
30	90504-HA0-000	WASHER, 9X20	1	1	1	1		
31	90651-MA6-720	BAND, WIRE HARNESS	4	4	4	4		
32	91210-HA0-003	DUST SEAL, 9X16X5(ARAI)	1	1	1	1		
	91210-HA0-004	DUST SEAL, 9X16X5(NOK)	1	1	1	1		
33	91532-HN8-000	PACKING, THROTTLE CASE	1	1	1	1		
34	93500-04008-0G	SCREW, PAN, 4X8	1	1	1	1		
35	93500-04016-0G	SCREW, PAN, 4X16	3	3	3	3		
36	93500-05014-0G	SCREW, PAN, 5X14	2	2	2	2		
37	93500-05018-0G	SCREW, PAN, 5X18	2	2	2	2		
38	93500-05028-0G	SCREW, PAN, 5X28	3	3	3	3		
39	93500-06016-0G	SCREW, PAN, 6X16	1	1	1	1		
40	93891-04012-07	SCREW-WASHER, 4X12	2	2	2	2		
41	93893-04016-07	SCREW-WASHER, 4X16	1	1	1	1		
42	94001-06070-0S	NUT, HEX., 6MM	1	1	1	1		
43	94002-06000-0S	NUT, HEX., 6MM	1	1	1	1		

F-4

FR. BRAKE MASTER CYLINDER



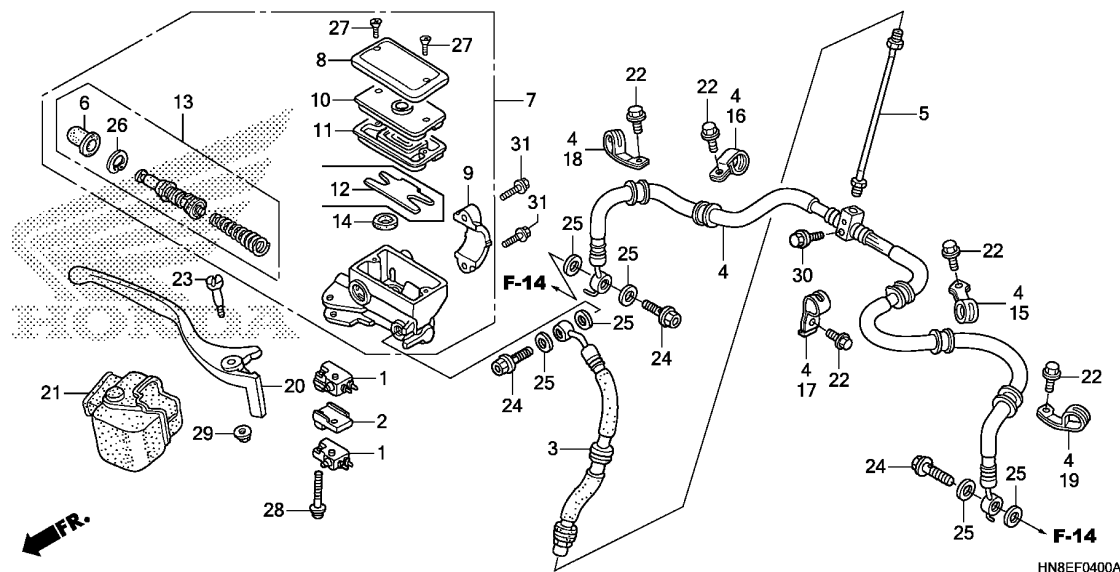
Ref. No.	L.O.N.	(Relative ref. Number) Description	F.R.T.
1	6151B2	SWITCH, FRONT STOPNOTE: Same time for two units	0.1
3	712127	HOSE A, FRONT BRAKEINCLUDES: Bleed brakes	0.6
4	712128	HOSE B, FRONT BRAKEINCLUDES: Bleed brakes	0.8
5	7121C5	PIPE, FRONT BRAKEINCLUDES: Bleed brakes	0.6
7	712105	CYLINDER, FRONT BRAKE MASTERINCLUDES: Bleed brakes	0.5
11	7121G6	DIAPHRAGM, FRONT BRAKE MASTER CYLINDER	0.1
13	7121G9	PISTON SET, FRONT BRAKE MASTERINCLUDES: Bleed brakes	0.5
20	8101C7	LEVER, HANDLE :RIGHT	0.1
	8101F5	LEVER, HANDLE :BOTH	0.2

3

Ref. No.	Part No.	Description	Reqd. QTY				Serial No.	Parts catalogue code
			E	F	G	H		
1	35340-ML4-005	SWITCH ASSY., FR. STOP(OMRON)	2	2	2	2		
2	35343-HN2-740	SPACER, FR. STOP SWITCH	1	1	1	1		
3	45126-HN8-003	HOSE A, FR. BRAKE	1	-	-	-		
	45126-HN8-F41	HOSE COMP. A, FR. BRAKE	-	1	1	1		
4	45127-HN8-A61	HOSE COMP. B, FR. BRAKE	1	-	-	-		
	45127-HN8-F41	-	1	1	1		
5	45128-HN8-000	PIPE COMP., FR. BRAKE	1	1	1	1		
6	45504-410-003	BOOT COMP.	1	1	1	1		
7	45510-HP0-A01	CYLINDER SUB ASSY., FR. BRAKE MASTER(NISSIN)	1	-	-	-		
	45510-HP0-A51	-	1	1	1		
8	45513-MB4-673	CAP, MASTER CYLINDER	1	1	1	1		
9	45517-MA5-671	HOLDER, MASTER CYLINDER	1	1	1	1		
10	45518-MB4-671	PLATE, DIAPHRAGM	1	1	1	1		
11	45520-MA5-672	DIAPHRAGM	1	1	1	1		
12	45523-HC5-971	FLOAT, FR. MASTER CYLINDER (NISSIN)	1	-	-	-		
13	45530-HN8-006	CYLINDER SET, MASTER	1	1	1	1		
14	46666-961-013	SEPARATOR COMP.	1	-	-	-		
	46666-HB9-006	-	1	1	1		
15	51204-HN8-A60	CLAMP B, L. FR. BRAKE HOSE ..	1	-	-	-		
	51208-HP0-A00	CLAMP C, FR. BRAKE HOSE	-	1	1	1		
16	51205-HN8-A60	CLAMP B, R. FR. BRAKE HOSE ..	1	-	-	-		
	51208-HP0-A00	CLAMP C, FR. BRAKE HOSE	-	1	1	1		
17	51207-HN8-000	CLAMP A, FR. BRAKE HOSE	1	-	-	-		
	51208-HP0-A00	CLAMP C, FR. BRAKE HOSE	-	1	1	1		

F-4

FR. BRAKE MASTER CYLINDER

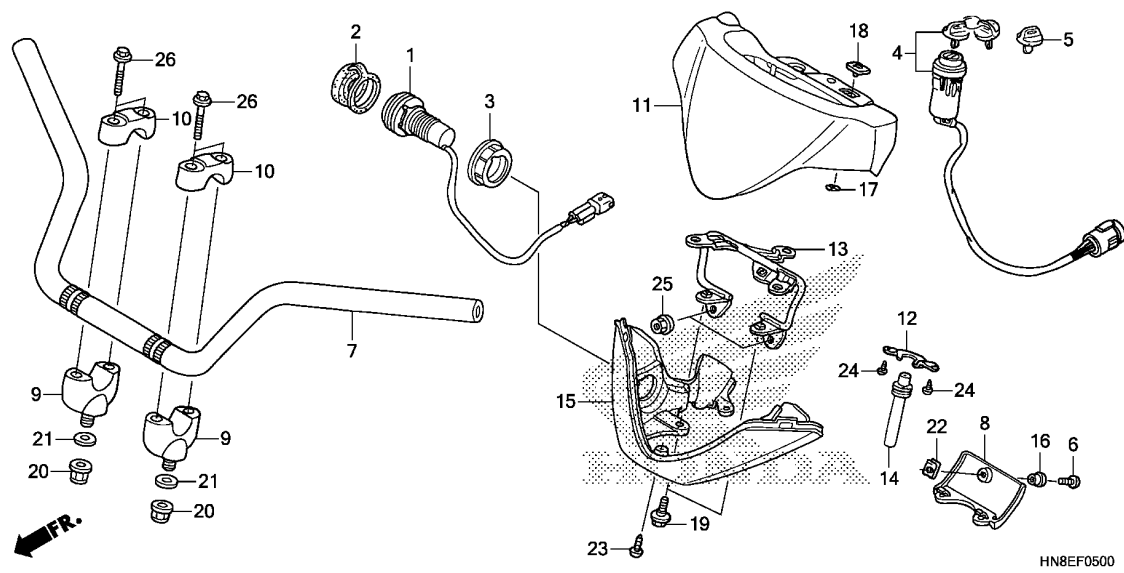


Ref. No.	Part No.	Description	Reqd. QTY				Serial No.	Parts catalogue code
			E	F	G	H		
18	51207-HN8-A60	CLAMP A, R. FR. BRAKE HOSE ..	1	-	-	-		
	51207-HP0-A00	-	1	1	1		
19	51209-HN8-A60	CLAMP A, L. FR. BRAKE HOSE ..	1	-	-	-		
	51209-HP0-A00	-	1	1	1		
20	53175-HP0-A00	LEVER COMP., R. HANDLE	1	1	1	1		
21	53176-HN8-000	COVER, R. HANDLE	1	1	1	1		
22	90107-HC5-000	BOLT, FLANGE, 6X10	5	5	5	5		
23	90114-MA5-671	BOLT, HANDLE LEVER PIVOT	1	1	1	1		
24	90145-MS9-612	BOLT, OIL, 10X22	3	3	3	3		
25	90545-300-000	WASHER, OIL BOLT	6	6	6	6		
26	90651-MA5-671	CIRCLIP	1	1	1	1		
27	93600-04012-1G	SCREW, FLAT, 4X12	2	2	2	2		
28	93893-04030-07	SCREW-WASHER, 4X30	1	1	1	1		
29	94050-06000	NUT, FLANGE, 6MM	1	1	1	1		
30	95701-06025-07	BOLT, FLANGE, 6X25	1	1	1	1		
31	96001-06022-07	BOLT, FLANGE, 6X22	2	2	2	2		



F-5

HANDLE PIPE



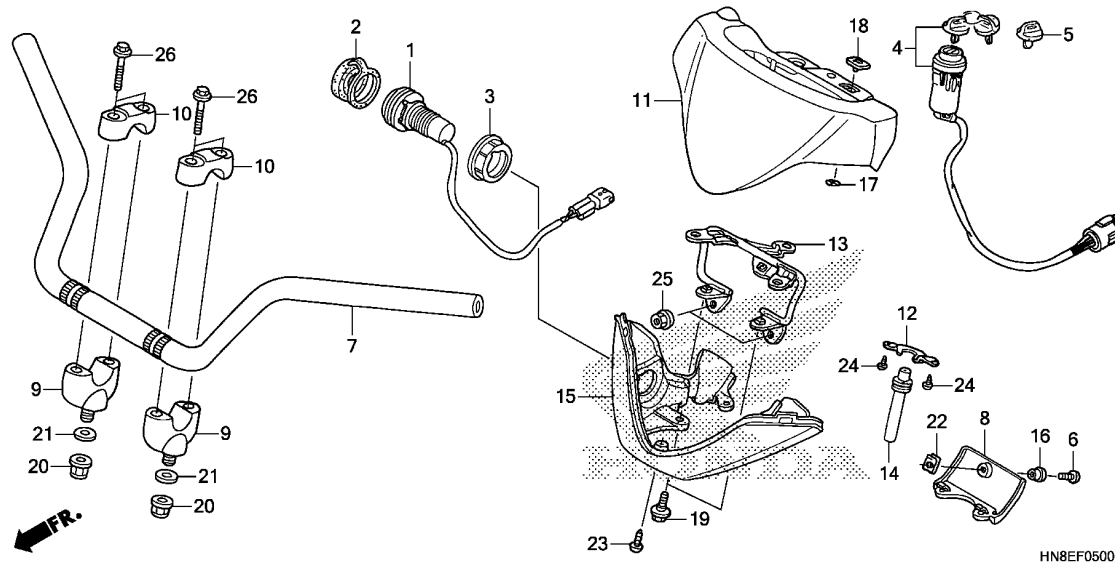
Ref. No.	L.O.N.	(Relative ref. Number) Description	F.R.T.
1	8121A0	SOCKET, ACCESSORY	0.6
4	615146	SWITCH, IGNITION	0.6
7	810100	PIPE, STEERING HANDLE	0.6
9	8101B9	HOLDER, HANDLE :LOWER	0.3
.NOTE: Same time for two units			
11	4131Q1	COVER, METER :UPPER	0.7
13	8121D0	STAY, METER COVER	0.3
15	4131Q2	COVER, METER :LOWER	0.6

3

Ref. No.	Part No.	Description	Reqd. QTY				Serial No.	Parts catalogue code
			E	F	G	H		
1	31651-HN8-003	SOCKET COMP., ACCESSORY	1	1	1	1		
2	31652-HN0-A01	CAP	1	1	1	1		
3	31653-HN0-A01	NUT	1	1	1	1		
4	35100-HN8-003	SWITCH ASSY., IGNITION	1	1	1	1		
5	35121-HF1-881	KEY, BLANK(TYPE 1) (KEY NO. AXX / BXX)	(1)	(1)	(1)	(1)		
	35122-HF1-881	KEY, BLANK(TYPE 2) (KEY NO. CXX / DXX)	(1)	(1)	(1)	(1)		
6	52426-KM4-003	SCREW, CROSS-RECESSED HEAD MACHINE	1	1	1	1		
7	53100-HN8-B40	PIPE, STEERING HANDLE	1	1	1	1		
8	53125-HN8-000ZA	COVER, RR. METER LOWER *NH1*.....BLACK	1	1	1	1		
9	53130-HB3-770	HOLDER, HANDLE UNDER	2	2	2	2		
10	53131-HB6-000	HOLDER, HANDLE UPPER	2	2	2	2		
11	53205-HN8-A60ZB	COVER, METER UPPER *R232*.....PATRIOT RED	1	1	1	1		
	53205-HN8-A60ZA	*G152*.....ADVENTURE GREEN	1	1	1	-		
	53205-HN8-A60ZC	*NH1*.....BLACK	1	-	-	-		
12	53206-HN8-000	STAY, TUBE GUIDE	1	1	1	1		
13	53207-HN8-A10	STAY, METER COVER	1	1	1	1		
14	53208-HN8-000	TUBE COMP., GUIDE	1	1	1	1		
15	53210-HN8-000ZA	COVER, METER LOWER *NH1*.....BLACK	1	1	1	1		
16	61304-HM7-000	COLLAR, HEADLIGHT SETTING ...	1	1	1	1		
17	64206-MJ0-000	NUT, SPEED, 4MM	1	1	1	1		

F-5

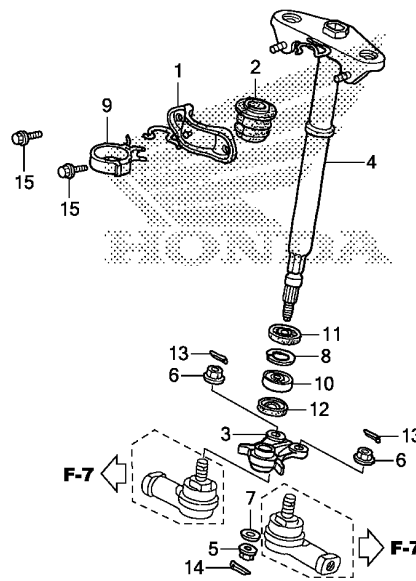
HANDLE PIPE



Ref. No.	Part No.	Description	Reqd. QTY				Serial No.	Parts catalogue code
			E	TRX680FA F G H				
18	86150-HN8-003	EMBLEM, PRODUCT(MARUI)	1	1	1	1		
	86150-HN8-004	EMBLEM, PRODUCT(UEHARA)	1	1	1	1		
19	90111-187-000	BOLT, FLANGE, 6MM	2	2	2	2		
20	90305-HC0-770	NUT, SELF-LOCK, 10MM	2	2	2	2		
21	90521-427-770	WASHER, 10.3MM	2	2	2	2		
22	90677-KAN-961	NUT, CLIP, 5MM	1	1	1	1		
23	93901-24480	SCREW, TAPPING, 4X16	1	1	1	1		
24	93903-35320	SCREW, TAPPING, 5X16	2	2	2	2		
25	94050-08070	NUT, FLANGE, 8MM	2	2	2	2		
26	95701-08035-08	BOLT, FLANGE, 8X35	4	4	4	4		

F-6

STEERING SHAFT



HN8EF0600

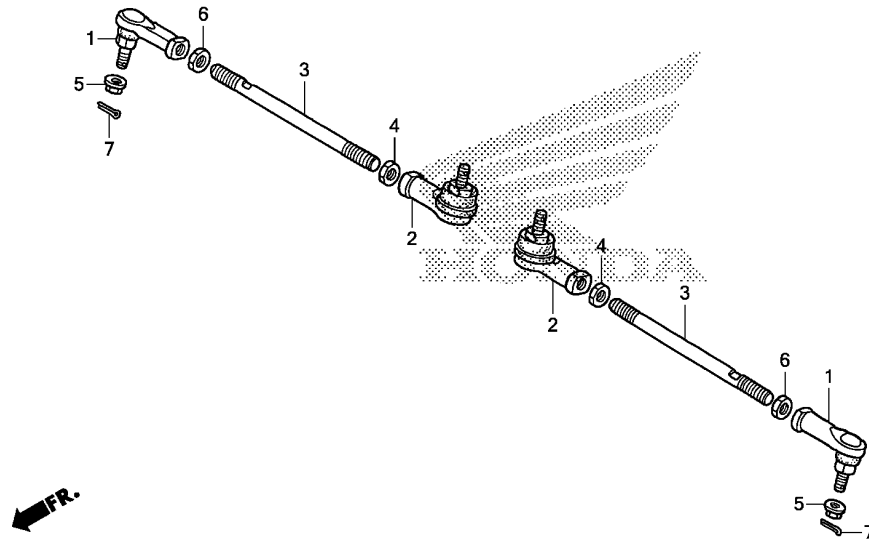
Ref. No.	L.O.N.	(Relative ref. Number) Description	F.R.T.
2	5101B3	BUSH, STEERING	0.3
3	5101B4	ARM, STEERING	0.8
4	510100	STEM OR SHAFT ASSY., STEERING	0.8
10	5101B8	BEARING, STEERING SHAFT	1.0
11	5101C6	DUST SEAL, STEERING SHAFT	
		:UPPER	0.8
12	5101B9	DUST SEAL, STEERING SHAFT	
		:LOWER	0.8
	5101D0	DUST SEAL, STEERING SHAFT	
		:BOTH	0.8

3

Ref. No.	Part No.	Description	Reqd. QTY				Serial No.	Parts catalogue code
			E	F	G	H		
1	53220-HN8-000	HOLDER COMP., STEERING SHAFT	1	1	1	1		
2	53221-HN8-003	BUSH, STEERING	1	1	1	1		
3	53235-HN8-000	ARM, STEERING	1	1	1	1		
4	53310-HN8-B40	SHAFT COMP., STEERING	1	1	1	1		
5	90213-S73-003	NUT, SELF-LOCK, 14MM	1	1	1	1		
6	90305-HC4-000	NUT, SELF-LOCK, 12MM	2	2	2	2		
7	90402-HA0-000	WASHER, THRUST, 14MM	1	1	1	1		
8	90603-HN2-000	CIRCLIP, INTERNAL, 44MM	1	1	1	1		
9	90690-GHB-681	CLIP, CABLE, 30MM	1	1	1	1		
10	91103-VA4-003	BEARING, RADIAL BALL, 60/22 ..	1	1	1	1		
11	91255-HN8-003	DUST SEAL, 30X44X9	1	1	1	1		
12	91257-KY4-900	DUST SEAL, 27X37X5	1	1	1	1		
13	94201-20220	PIN, SPLIT, 2.0X22	2	2	2	2		
14	94201-30250	PIN, SPLIT, 3.0X25	1	1	1	1		
15	95701-08016-07	BOLT, FLANGE, 8X16	2	2	2	2		

F-7

TIE ROD



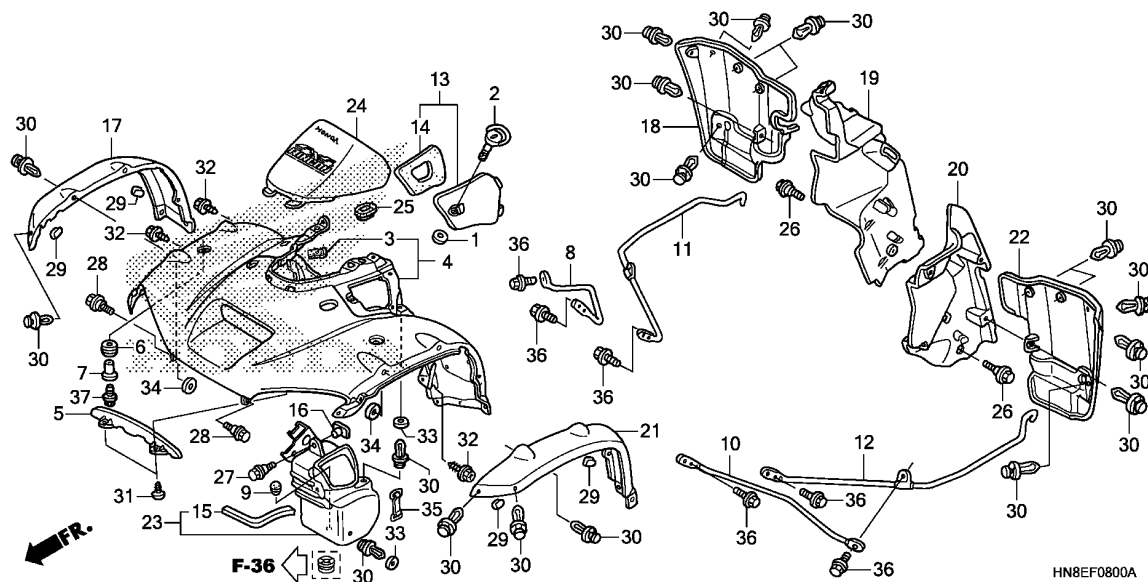
HN8EF0700

Ref. No.	L.O.N.	(Relative ref. Number) Description	F.R.T.
1	5101C0	END, OUTER TIE ROD :LEFT	0.5
	5101C1	END, OUTER TIE ROD :RIGHT	0.5
	5101C2	END, OUTER TIE ROD :BOTH	0.7
2	5101A3	END, INNER TIE ROD :LEFT	0.7
	5101A4	END, INNER TIE ROD :RIGHT	0.7
	5101A5	END, INNER TIE ROD :BOTH	1.1
3	5101A6	ROD, TIE :LEFT	0.5
	5101A7	ROD, TIE :RIGHT	0.5
	5101A8	ROD, TIE :BOTH	0.7

Ref. No.	Part No.	Description	Reqd. QTY				Serial No.	Parts catalogue code
			E	TRX680FA F G H				
1	53157-HP5-003	END COMP., R. TIE ROD (RIGHT HAND THREAD)	2	2	2	2		
2	53158-HP5-003	END COMP., L. TIE ROD (LEFT HAND THREAD)	2	2	2	2		
3	53521-HN2-000	ROD, TIE	2	2	2	2		
4	53526-679-000	NUT, TIE ROD LOCK (LEFT HAND THREAD)	2	2	2	2		
5	90305-HC4-000	NUT, SELF-LOCK, 12MM	2	2	2	2		
6	94031-12280	NUT, HEX., 12MM	2	2	2	2		
7	94201-20220	PIN, SPLIT, 2.0X22	2	2	2	2		

F-8

FRONT FENDER



Ref. No.	L.O.N.	(Relative ref. Number) Description	F.R.T.
4	4131B7	FENDER, FRONT	1.0
17	4131G3	MUDGUARD :RIGHT FRONT	0.1
18	4131G8	MUDGUARD :RIGHT FRONT LOWER ..	0.2
19	4131C1	FENDER, INNER :RIGHT	0.4
20	4131C0	FENDER, INNER :LEFT	0.2
	4131X9	FENDER, INNER :BOTH	0.6
21	4131G2	MUDGUARD :LEFT FRONT	0.1
22	4131G7	MUDGUARD :LEFT FRONT LOWER ...	0.2
23	4101K9	BOX, UTILITY	0.7
24	4131Q3	COVER, STEERING	0.1

3

Ref. No.	Part No.	Description	Reqd. QTY				Serial No.	Parts catalogue code
			E	F	G	H		
1	64509-KE8-701	RETAINER, 6MM	1	-	-	-		
	90505-MY6-920	WASHER, 5.4X14X0.5	-	1	1	1		
2	17225-KN5-671	STUD, 6X21	1	1	1	1		
3	50384-HM5-670	RUBBER, BATTERY(30X40X3)	1	1	1	1		
4	61100-HN8-760ZA	FENDER, FR.	1	-	-	-		ED
	G152ADVENTURE GREEN	1	-	-	-		ED
	61100-HN8-760ZB	*R232*.....PATRIOT RED	1	-	-	-		ED
	61100-HN8-760ZC	*YR252R*....SANDSTONE BEIGE R	1	-	-	-		U
	61100-HN8-B80ZA	*G152*.....ADVENTURE GREEN	1	-	-	-		U
	61100-HN8-B80ZC	*R232*.....PATRIOT RED	1	-	-	-		U
	61100-HN8-B80ZD	*YR252R*....SANDSTONE BEIGE R	1	-	-	-		ED
	61100-HN8-F51ZA	*R232*.....PATRIOT RED	-	1	1	1		U
	61100-HN8-B81ZC	*R232*.....PATRIOT RED	-	1	1	1		ED
	61100-HN8-F51ZB	*G152*.....ADVENTURE GREEN	-	1	1	-		U
	61100-HN8-B81ZA	*G152*.....ADVENTURE GREEN	-	1	1	-		
5	61101-HN8-000	PLATE, RADIATOR	1	1	1	1		
6	61103-HM5-850	RUBBER, FR. FENDER MOUNTING ..	2	2	2	2		
7	61104-357-000	COLLAR, FR. FENDER	2	2	2	2		
8	61105-HN2-000	STAY, R. FR. FENDER	1	1	1	1		
9	61105-KA8-000	PLUG, FR. FENDER	1	1	1	1		
10	61106-HN2-000	STAY, L. FR. FENDER	1	1	1	1		
11	61107-HN2-000	STAY, R. MUDGUARD CENTER	1	1	1	1		
12	61108-HN2-000	STAY, L. MUDGUARD CENTER	1	1	1	1		
13	61110-HN8-000ZB	LID ASSY., UTILITY BOX	1	1	1	1		
	R232PATRIOT RED	1	1	1	1		
	61110-HN8-000ZA	*G152*.....ADVENTURE GREEN	1	1	1	-		
	61110-HN8-000ZG	*YR252R*....SANDSTONE BEIGE R	1	-	-	-		

F-8

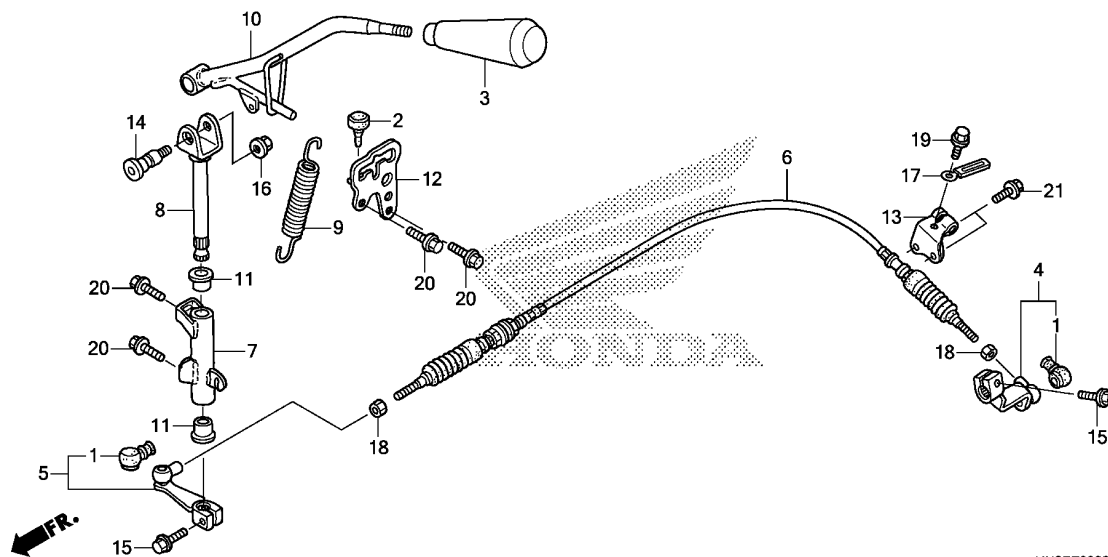
FRONT FENDER

Ref. No.	Part No.	Description	Reqd. QTY				Serial No.	Parts catalogue code
			E	TRX680FA F	G	H		
14	61125-HN8-000	SEAL, UTILITY BOX LID	1	1	1	1		
15	61126-HN8-000	SEAL B, UTILITY BOX	1	1	1	1		
16	61304-HB3-003	NUT, SPECIAL, 6MM	1	1	1	1		
17	61861-HN8-000ZA	MUDGUARD, R. FR. SIDE *NH1*.....BLACK	1	1	1	1		
18	61862-HN8-000ZA	MUDGUARD, R. FR. LOWER *NH1*.....BLACK	1	1	1	1		
19	61863-HN8-000	FENDER, R. INNER	1	1	1	1		
20	61864-HN8-000	FENDER, L. INNER	1	1	1	1		
21	61866-HN8-000ZA	MUDGUARD, L. FR. SIDE *NH1*.....BLACK	1	1	1	1		
22	61867-HN8-000ZA	MUDGUARD, L. FR. LOWER *NH1*.....BLACK	1	1	1	1		
23	80210-HN8-A60	BOX COMP., UTILITY	1	1	1	1		
24	83450-HN8-B80ZA	COVER SET, STEERING(WL) *NH1*.....BLACK	1	1	1	-		
	83450-HN8-J00ZA	*NH1*.....BLACK	-	-	-	1		
25	83551-MA6-000	GROMMET, SIDE COVER	2	2	2	2		
26	90111-162-000	BOLT, FLANGE, 6MM	2	2	2	2		
27	90111-HC4-000	BOLT, FLANGE, 6X14	1	1	1	1		
28	90111-KAE-870	BOLT, RR. FENDER SETTING	2	-	-	-		
	90111-162-000	BOLT, FLANGE, 6MM	-	2	2	2		
29	90651-HN8-000	U-CLIP	4	4	4	4		
30	90653-HC4-900	CLIP, MUDGUARD	26	26	26	26		
31	93903-25320	SCREW, TAPPING, 5X16	2	2	2	2		
32	93904-26210	SCREW, TAPPING, 6X16	3	3	3	3		
33	94101-08800	WASHER, PLAIN, 8MM	2	2	2	2		
34	94103-08800	WASHER, PLAIN, 8MM	6	6	6	6		
35	95012-17001	BAND F, BATTERY(155MM)	1	1	1	1		
36	95701-06014-00	BOLT, FLANGE, 6X14	6	6	6	6		
37	95701-06022-00	BOLT, FLANGE, 6X22	2	2	2	2		



F-9

SELECT LEVER



HN8EF0900

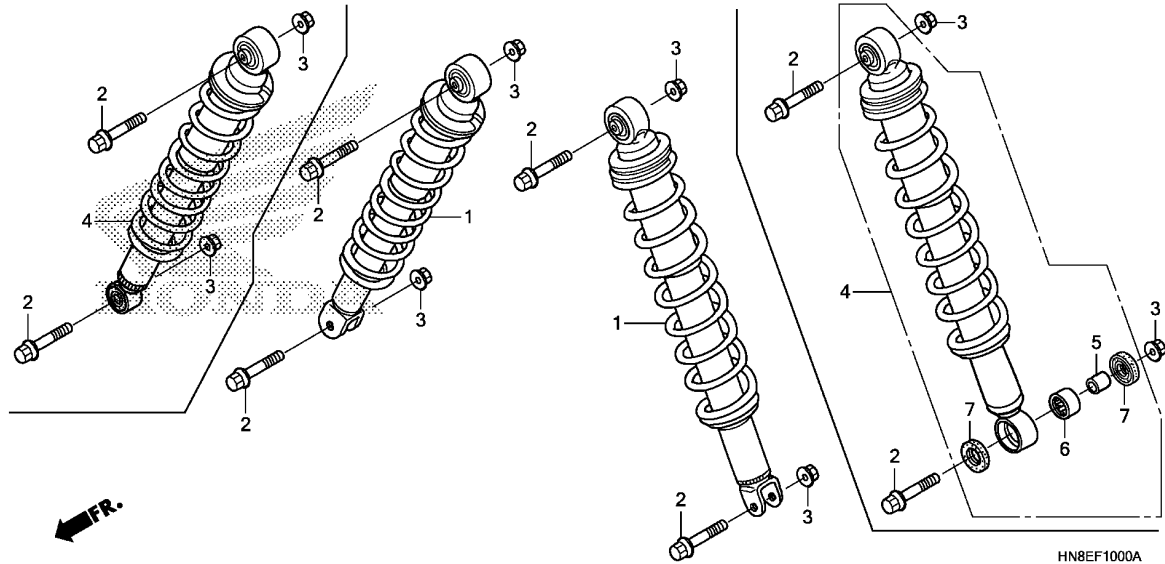
Ref. No.	L.O.N.	(Relative ref. Number) Description	F.R.T.
3	8101D4	KNOB, SELECT	0.1
4	8101E6	ARM A, SHIFT CHANGE	0.6
5	8101E7	ARM B, SHIFT CHANGE	0.6
6	8101E8	WIRE, SHIFT CONTROL	0.9
8		(7,11)	
8	8101E5	PIPE, SELECT LEVER INNER	0.6
9	8101E9	SPRING, SELECT LEVER	0.4
10	810175	LEVER, SELECT	0.5

3

Ref. No.	Part No.	Description	Reqd. QTY				Serial No.	Parts catalogue code
			E	F	G	H		
1	24724-422-000	COVER, DUST	2	2	2	2		
2	50505-GA7-730	RUBBER, STAND STOPPER	1	1	1	1		
3	54130-HN8-003	KNOB COMP., SELECT LEVER	1	1	1	1		
4	54313-HN8-000	ARM COMP. A, SHIFT CHANGE	1	1	1	1		
5	54314-HN8-000	ARM COMP. B, SHIFT CHANGE	1	1	1	1		
6	54315-HN8-003	WIRE, CONTROL	1	1	1	1		
7	54320-HN8-000	PIPE COMP., PIVOT	1	1	1	1		
8	54321-HN8-000	PIPE, PIVOT INNER	1	1	1	1		
9	54324-HN8-000	SPRING, SELECT LEVER	1	1	1	1		
10	54325-HN8-000	LEVER COMP., SELECT	1	1	1	1		
11	54326-HN8-000	COLLAR, SHAFT	2	2	2	2		
12	54330-HN8-000	PLATE, SHIFT GATE	1	1	1	1		
13	54343-HN8-000	BRACKET, HOLDER	1	1	1	1		
14	90115-KAF-000	BOLT, CHANGE PIVOT	1	1	1	1		
15	90118-968-000	BOLT, FLANGE, 6X20	2	2	2	2		
16	90309-KFO-003	NUT, FLANGE, 8MM	1	1	1	1		
17	91413-679-000	CLIP, 2X70	1	1	1	1		
18	94002-06000-0S	NUT, HEX., 6MM	2	2	2	2		
19	95701-06010-00	BOLT, FLANGE, 6X10	1	1	1	1		
20	95701-06012-00	BOLT, FLANGE, 6X12	4	4	4	4		
21	95701-06016-00	BOLT, FLANGE, 6X16	2	2	2	2		

F-10

FRONT CUSHION

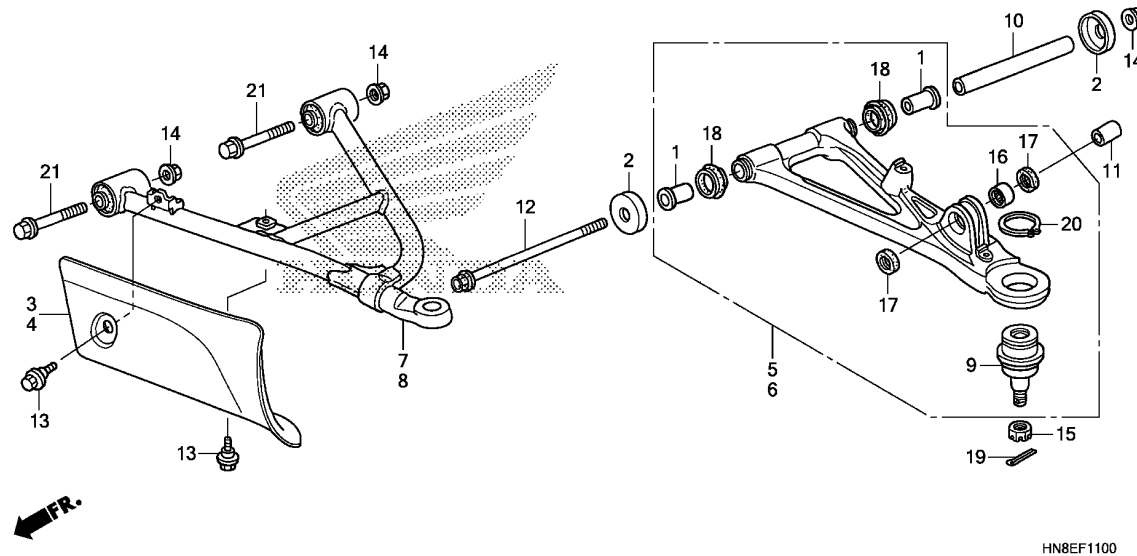


Ref. No.	L.O.N.	(Relative ref. Number) Description	F.R.T.
1	(4)		
5111G7		CUSHION ASSY., FRONT :LEFT ...	0.2
5111G8		CUSHION ASSY., FRONT :RIGHT ..	0.2
5111H7		CUSHION ASSY., FRONT :BOTH ...	0.4

Ref. No.	Part No.	Description	Reqd. QTY				Serial No.	Parts catalogue code
			E	TRX680FA F	G	H		
1	51400-HN8-A61	CUSHION ASSY., FR.	2	-	-	-		
2	90163-SZ3-000	BOLT, FLANGE, 10X45	4	4	4	4		
3	90305-HC0-770	NUT, SELF-LOCK, 10MM	4	4	4	4		
4	51400-HN8-F41	CUSHION ASSY., FR.	-	2	2	2		
5	52486-HN2-000	COLLAR, RR. CUSHION (FOR FR.)	-	2	2	2		
6	91077-HN2-003	BEARING, NEEDLE, 16X22X12 ...	-	2	2	2		
7	91253-HN2-003	DUST SEAL, 16X24X4	-	4	4	4		

F-11

FRONT ARM(TRX680FAE)



Ref. No.	L.O.N.	(Relative ref. Number) Description	F.R.T.
3	5111A8	GUARD, FRONT LOWER ARM :RIGHT	0.1
4	5111A7	GUARD, FRONT LOWER ARM :LEFT	0.1
	5111J5	GUARD, FRONT LOWER ARM :BOTH	0.1
5	5111B1	ARM, FRONT UPPER :RIGHT	0.8
	5111B1A	.Replace right lower arm add	0.2
6	5111B0	ARM, FRONT UPPER :LEFT	0.8
	5111B0A	.Replace left lower arm add	0.2
	5111B2	ARM, FRONT UPPER :BOTH	1.4
7	5111B4	ARM, FRONT LOWER :RIGHT	0.6
	5111B4A	.Replace right upper arm add	0.4
8	5111B3	ARM, FRONT LOWER :LEFT	0.6
	5111B3A	.Replace left upper arm add	0.4
	5111B5	ARM, FRONT LOWER :BOTH	1.0
9	5111G9	ARM, FRONT :FOR 1 VEHICLE	1.8
	5111B6	JOINT, UPPER ARM BALL :LEFT	1.0
	5111B7	JOINT, UPPER ARM BALL :RIGHT	1.0
	5111B8	JOINT, UPPER ARM BALL :BOTH	1.8

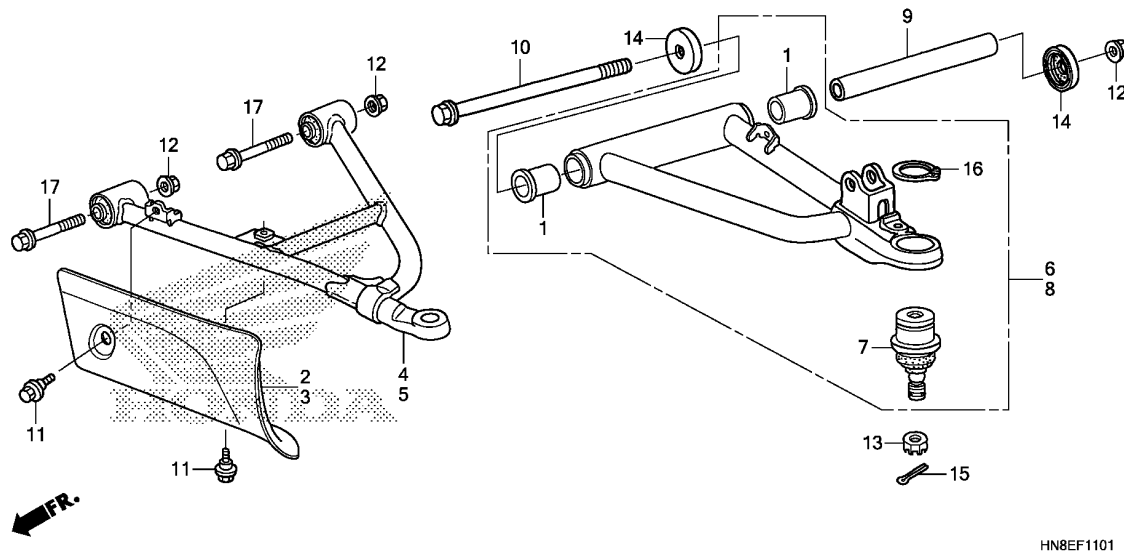
HN8EF1100

3

Ref. No.	Part No.	Description	Reqd. QTY				Serial No.	Parts catalogue code
			E	TRX680FA F G H				
1	51108-HN2-000	BUSH, UPPER ARM	4	-	-	-		
2	51206-HN8-000	CAP, PIVOT, 10X32	4	-	-	-		
3	51315-HN2-B70	GUARD, R. FR. INBOARD	1	-	-	-		
4	51316-HN2-B70	GUARD, L. FR. INBOARD	1	-	-	-		
5	51330-HN8-000	ARM SET, R. FR. UPPER	1	-	-	-		
6	51340-HN8-000	ARM SET, L. FR. UPPER	1	-	-	-		
7	51350-HP0-A00	ARM ASSY., R. FR. LOWER	1	-	-	-		
8	51360-HP0-A00	ARM ASSY., L. FR. LOWER	1	-	-	-		
9	51375-HP5-601	JOINT A, ARM BALL	2	-	-	-		
10	51464-HN2-000	COLLAR, UPPER ARM	2	-	-	-		
11	52486-HN2-000	COLLAR, RR. CUSHION (FR.)	2	-	-	-		
12	90106-HN8-000	BOLT, FLANGE, 10X164	2	-	-	-		
13	90111-KT1-780	BOLT, FLANGE, 6MM	4	-	-	-		
14	90305-HC0-770	NUT, SELF-LOCK, 10MM	6	-	-	-		
15	90310-HB9-000	NUT, CASTLE, 12MM	2	-	-	-		
16	91077-HN2-003	BEARING, NEEDLE, 16X22X12	2	-	-	-		
17	91253-HN8-003	DUST SEAL, 16X24X4	4	-	-	-		
18	91261-HN8-003	DUST SEAL, 24X32X7	4	-	-	-		
19	94201-30180	PIN, SPLIT, 3.0X18	2	-	-	-		
20	94514-34000	CIRCLIP, EXTERNAL, 34MM	2	-	-	-		
21	95801-10065-00	BOLT, FLANGE, 10X65	4	-	-	-		

F-11-1

FRONT ARM(TRX680FAF,G,H)



HN8EF1101

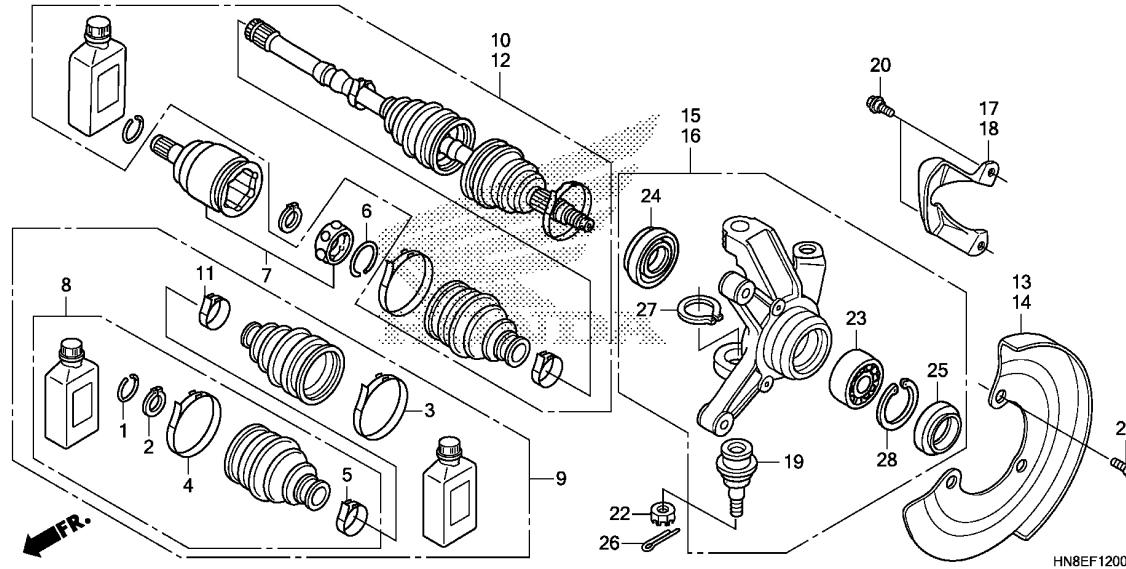
Ref. No.	L.O.N.	(Relative ref. Number) Description	F.R.T.
2	5111A8	GUARD, FRONT LOWER ARM :RIGHT	0.1
3	5111A7	GUARD, FRONT LOWER ARM :LEFT	0.1
	5111J5	GUARD, FRONT LOWER ARM :BOTH	0.1
4	5111B4	ARM, FRONT LOWER :RIGHT	0.6
	5111B4A	.Replace right upper arm add	0.4
5	5111B3	ARM, FRONT LOWER :LEFT	0.6
	5111B3A	.Replace left upper arm add	0.4
	5111B5	ARM, FRONT LOWER :BOTH	1.0
6	5111B1	ARM, FRONT UPPER :RIGHT	0.8
	5111B1A	.Replace right lower arm add	0.2
7	5111B6	JOINT, UPPER ARM BALL :LEFT	1.0
	5111B7	JOINT, UPPER ARM BALL :RIGHT	1.0
	5111B8	JOINT, UPPER ARM BALL :BOTH	1.8
8	5111B0	ARM, FRONT UPPER :LEFT	0.8
	5111B0A	.Replace left lower arm add	0.2
	5111B2	ARM, FRONT UPPER :BOTH	1.4
	5111G9	ARM, FRONT :FOR 1 VEHICLE	1.8

Ref. No.	Part No.	Description	Reqd. QTY				Serial No.	Parts catalogue code
			E	F	G	H		
1	51108-HP0-A00	BUSH, UPPER ARM	-	4	4	4		
2	51315-HN2-B70	GUARD, R. FR. INBOARD	-	1	1	1		
3	51316-HN2-B70	GUARD, L. FR. INBOARD	-	1	1	1		
4	51350-HP0-A00	ARM ASSY., R. FR. LOWER	-	1	1	1		
5	51360-HP0-A00	ARM ASSY., L. FR. LOWER	-	1	1	1		
6	51370-HP0-B00	ARM ASSY., R. FR. UPPER	-	1	1	1		
7	51375-HP5-601	JOINT A, ARM BALL	-	2	2	2		
8	51380-HP0-B00	ARM ASSY., L. FR. UPPER	-	1	1	1		
9	51464-HN2-000	COLLAR, UPPER ARM	-	2	2	2		
10	90103-162-000	BOLT, ENGINE HANGER	-	2	2	2		
11	90111-KT1-780	BOLT, FLANGE, 6MM	-	4	4	4		
12	90305-HC0-770	NUT, SELF-LOCK, 10MM	-	6	6	6		
13	90310-HB9-000	NUT, CASTLE, 12MM	-	2	2	2		
14	91262-MA0-015	SEAL, RR. CUSHION CONNECTING ROD PIVOT(NOK)	-	4	4	4		
15	94201-30180	(FR.) PIN, SPLIT, 3.0X18	-	2	2	2		
16	94514-34000	CIRCLIP, EXTERNAL, 34MM	-	2	2	2		
17	95801-10065-00	BOLT, FLANGE, 10X65	-	4	4	4		



F-12

FRONT KNUCKLE



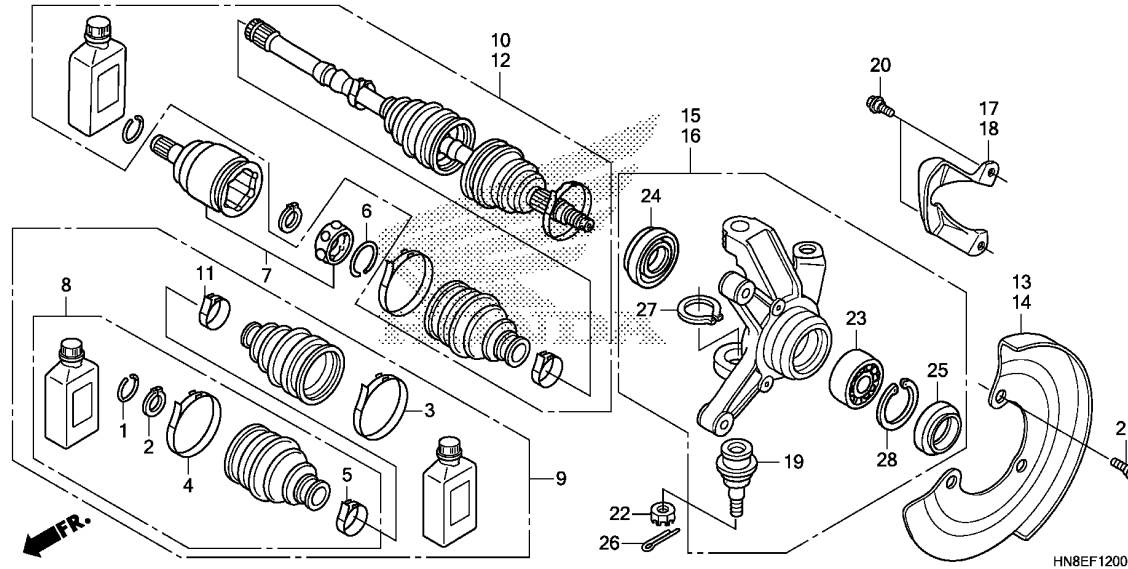
Ref. No.	L.O.N.	(Relative ref. Number) Description	F.R.T.
7	2131E1	JOINT, FRONT INBOARD :LEFT ...	0.9
	2131E2	JOINT, FRONT INBOARD :RIGHT ..	0.9
	2131E3	JOINT, FRONT INBOARD :BOTH ...	1.7
8	2131D5	BOOT, FRONT INBOARD :LEFT	0.9
	2131D6	BOOT, FRONT INBOARD :RIGHT	0.9
	2131D7	BOOT, FRONT INBOARD :BOTH	1.7
9	2131K3	BOOT SET, FRONT DRIVESHAFT :LEFT	1.0
	2131K4	BOOT SET, FRONT DRIVESHAFT :RIGHT	1.0
	2131K5	BOOT SET, FRONT DRIVESHAFT :BOTH	1.9
10	2131D9	DRIVESHAFT SET, FRONT :RIGHT ..	0.9
12	2131D8	DRIVESHAFT SET, FRONT :LEFT ..	0.9
	2131E0	DRIVESHAFT SET, FRONT :BOTH ..	1.7
13	4131A5	COVER, FRONT DISC :RIGHT	0.3
14	4131A4	COVER, FRONT DISC :LEFT	0.3
	4131A6	COVER, FRONT DISC :BOTH	0.5
15	5111A2	KNUCKLE :RIGHT	0.6
16	5111A1	KNUCKLE :LEFT	0.6
	5111A3	KNUCKLE :BOTH	1.1
19	5111H0	JOINT, LOWER ARM BALL :LEFT ..	0.7
	5111H1	JOINT, LOWER ARM BALL :RIGHT ..	0.7
	5111H2	JOINT, LOWER ARM BALL :BOTH ..	1.3
+23	5111F7	BEARING, FRONT KNUCKLE :LEFT ..	0.8

Ref. No.	Part No.	Description	Reqd. QTY				Serial No.	Parts catalogue code
			E	TRX680FA F G H				
1	42206-HA7-671	RING, SNAP	2	2	2	2		
2	42209-HC5-003	CIRCLIP	2	2	2	2		
3	42336-SN4-003	BAND, OUTBOARD BOOT	2	2	2	2		
4	44205-HN8-A41	BAND B, INBOARD	2	2	2	2		
5	44206-HN8-A41	BAND A, INBOARD	2	2	2	2		
6	44207-HN8-A41	RING, SNAP	2	2	2	2		
7	44220-HN8-A41	JOINT COMP., INBOARD	2	2	2	2		
8	44230-HN8-A41	BOOT SET, INBOARD	2	2	2	2		
9	44240-HP0-305	BOOT SET	2	2	2	2		
10	44250-HN8-A43	SHAFT SET, R. FR. DRIVE	1	1	1	1		
11	44318-SJ7-003	BAND, SHAFT BOOT	2	2	2	2		
12	44350-HN8-A43	SHAFT SET, L. FR. DRIVE	1	1	1	1		
13	45255-HP0-A00	GUARD, R. SPLASH	1	1	1	1		
14	45256-HP0-A00	GUARD, L. SPLASH	1	1	1	1		
15	51200-HP0-B00	KNUCKLE ASSY., R.	1	1	1	1		
16	51250-HP0-B00	KNUCKLE ASSY., L.	1	1	1	1		
17	51325-HN2-B70	GUARD, R. FR. OUTBOARD	1	1	1	1		
18	51326-HN2-B70	GUARD, L. FR. OUTBOARD	1	1	1	1		
19	51375-HP5-601	JOINT A, ARM BALL	2	2	2	2		
20	90111-KT1-780	BOLT, FLANGE, 6MM	4	4	4	4		
21	90114-HP0-A00	BOLT, SOCKET, 6X15	6	6	6	6		
22	90310-HB9-000	NUT, CASTLE, 12MM	2	2	2	2		
23	91051-HA7-651	BEARING, ANGULAR BALL, 30X54X24	2	2	2	2		
24	91209-HN2-003	DUST SEAL, 40X58X7	2	2	2	2		

3

F-12

FRONT KNUCKLE



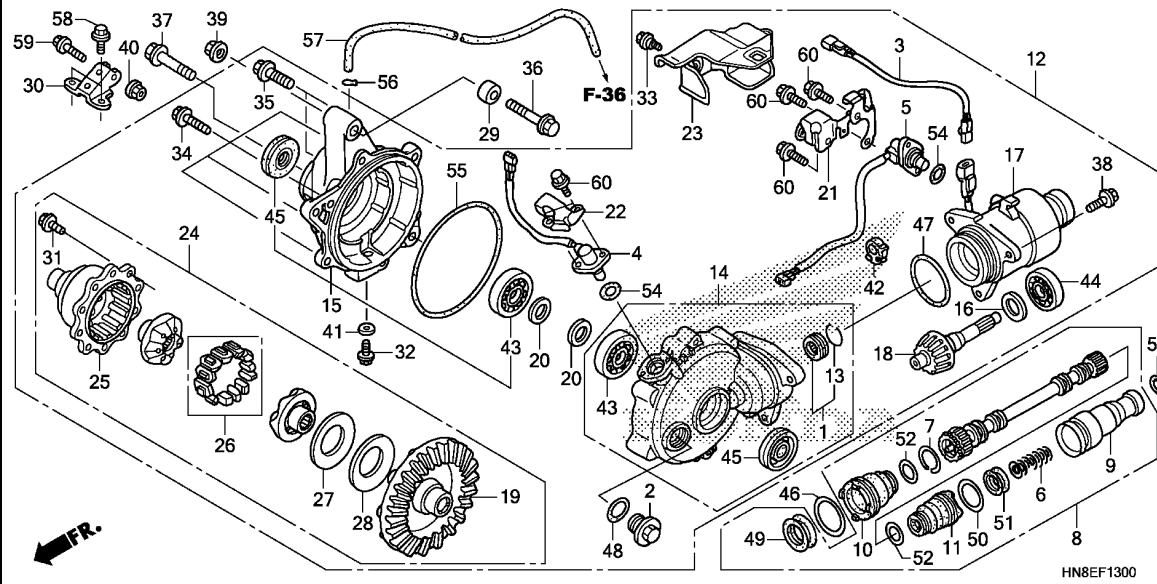
Ref. No.	L.O.N.	(Relative ref. Number) Description	F.R.T.
+23	5111F8	BEARING, FRONT KNUCKLE :RIGHT	0.8
	5111H8	BEARING, FRONT KNUCKLE :BOTH	1.5

Ref. No.	Part No.	Description	Reqd. QTY				Serial No.	Parts catalogue code
			E	TRX680FA F	G	H		
25	91256-HP0-A01	DUST SEAL, 38X55X6	2	2	2	2		
26	94201-30180	PIN, SPLIT, 3.0X18	2	2	2	2		
27	94514-34000	CIRCLIP, EXTERNAL, 34MM	2	2	2	2		
28	94520-55000	CIRCLIP, INTERNAL, 55MM	2	2	2	2		



F-13

FRONT FINAL GEAR



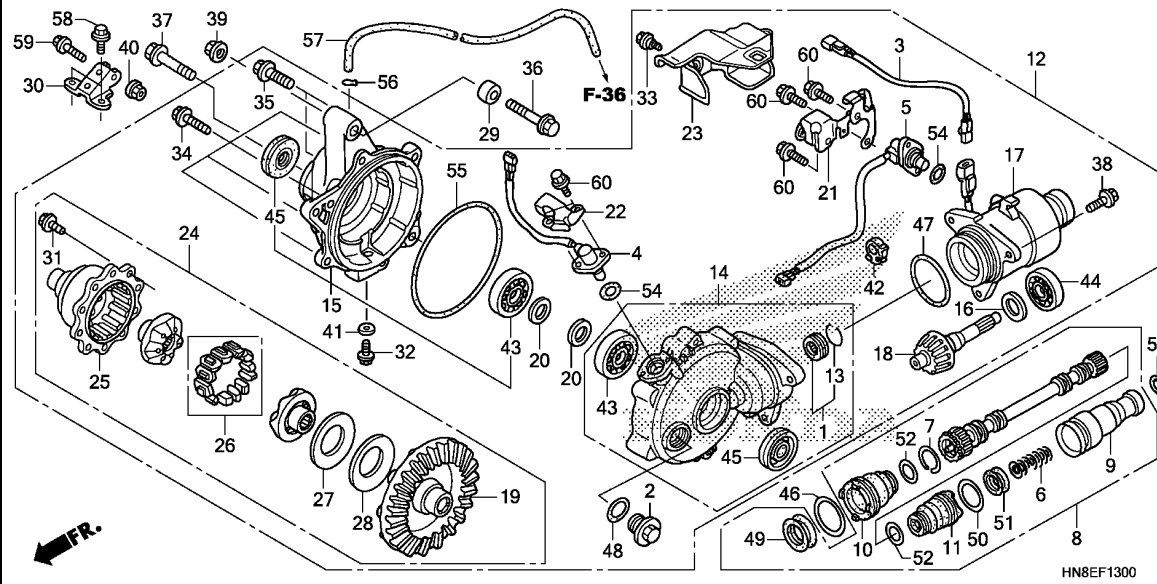
Ref. No.	L.O.N.	(Relative ref. Number) Description	F.R.T.
1	2131G5	BEARING, FRONT PINION GEAR :FRONT	2.7
3	6111E8	SUB HARNESS, FRONT FINAL CLUTCH	0.6
4	617196	SENSOR, WHEEL SPEED :FRONT ...	0.4
5	617197	SENSOR, WHEEL SPEED :REAR	0.7
8	213155	SHAFT, PROPELLER :FRONT	0.8
9	2131A7	JOINT, PROPELLER SHAFT	0.8
10	2131A8	BOOT, FRONT PROPELLER SHAFT ..	0.9
		.NOTE: Same time for two units	
11	2131H7	BOOT, FRONT PROPELLER SHAFT JOINT	0.9
		.NOTE: Same time for two units	
12	2131B2	GEAR ASSY., FINAL DRIVEN :FRONT	1.4
14	2131B5	CASE SET, FINAL GEAR :FRONT ..	3.2
15	2131B8	COVER SET, FINAL GEAR :FRONT ..	2.2
16	2131C3	SHIM, PINION GEAR :FRONT	2.1
17	212135	CLUTCH ASSY., FRONT FINAL	2.2
18	2131C8	GEAR, PINION :FRONT	2.1
19	2131D0	GEAR, RING :FRONT	2.4
20	2131C6	SHIM, DIFFERENTIAL CASE	2.1
23	2121C9	COVER, FRONT FINAL CLUTCH	0.2
24	2131E4	DIFFERENTIAL	2.5
25	2131K6	CASE, FRONT DIFFERENTIAL	2.5

3

Ref. No.	Part No.	Description	Reqd. QTY				Serial No.	Parts catalogue code
			E	F	G	H		
1	06910-HN8-000	BEARING SET, NEEDLE	1	1	1	1		
2	12361-035-000	CAP, TAPPET ADJUSTING HOLE ..	1	1	1	1		
3	32101-HN8-000	SUB HARNESS, FR. FINAL CLUTCH	1	1	1	1		
4	37700-HN8-013	SENSOR ASSY., SPEED	1	1	1	1		
5	37700-HN8-652	SENSOR ASSY., SPEED	1	1	1	1		
6	40215-HM7-000	SPRING, SHAFT	1	1	1	1		
7	40221-ME4-000	RING, STOPPER	1	1	1	1		
8	40400-HN8-A60	SHAFT ASSY., FR. PROPELLER ..	1	1	1	1		
9	40402-HN8-000	JOINT, FR. PROPELLER SHAFT ..	1	1	1	1		
10	40410-HN8-000	BOOT A, PROPELLER	1	1	1	1		
11	40420-HM7-A00	BOOT B, PROPELLER	1	1	1	1		
12	41400-HN8-B40	GEAR ASSY., FR. FINAL	1	1	1	1		
13	41405-HA7-670	RING, STOPPER	1	1	1	1		
14	41411-HP0-A00	CASE SUB ASSY., FR. GEAR	1	1	1	1		
15	41412-HP0-A01	COVER SUB ASSY., FR. GEAR CASE	1	1	1	1		
16	41447-HM8-000	SHIM A, PINION GEAR(1.64) ...	1	1	1	1		
	41448-HM8-000	SHIM B, PINION GEAR(1.70) ...	1	1	1	1		
	41449-HM8-000	SHIM C, PINION GEAR(1.76) ...	1	1	1	1		
	41451-HM8-000	SHIM D, PINION GEAR(1.82) ...	1	1	1	1		
	41452-HM8-000	SHIM E, PINION GEAR(1.88) ...	1	1	1	1		
	41453-HM8-000	SHIM F, PINION GEAR(1.94) ...	1	1	1	1		
	41454-HM8-000	SHIM G, PINION GEAR(2.00) ...	1	1	1	1		
	41455-HM8-000	SHIM H, PINION GEAR(2.06) ...	1	1	1	1		
	41456-HM8-000	SHIM I, PINION GEAR(2.12) ...	1	1	1	1		
	41457-HM8-000	SHIM J, PINION GEAR(2.18) ...	1	1	1	1		
	41458-HN0-670	SHIM K, PINION GEAR(2.24) ...	1	1	1	1		

F-13

FRONT FINAL GEAR



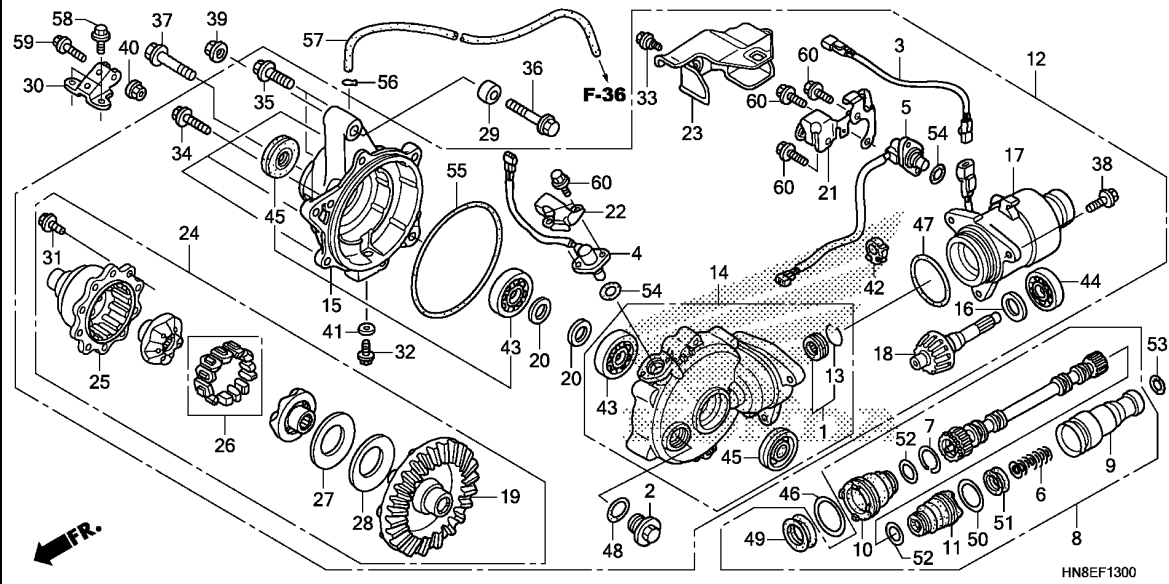
Ref. No.	L.O.N.	(Relative ref. Number) Description	F.R.T.
26	2131E5	FOLLOWER SET, CAM	2.5
27	2131C7	SHIM, FRONT DIFFERENTIAL	2.5
43	2131F0	BEARING, FRONT RING GEAR :LEFT	2.4
	2131F1	BEARING, FRONT RING GEAR :RIGHT	2.4
	2131F3	BEARING, FRONT RING GEAR :BOTH	2.6
44	2131G6	BEARING, FRONT PINION GEAR :REAR	2.1
45	2131G0	OIL SEAL, FRONT FINAL GEAR :LEFT	0.7
	2131G1	OIL SEAL, FRONT FINAL GEAR :RIGHT	0.7
	2131G2	OIL SEAL, FRONT FINAL GEAR :BOTH	1.4

Ref. No.	Part No.	Description	Reqd. QTY				Serial No.	Parts catalogue code
			E	TRX680FA F	G	H		
16)	41459-HN0-670	SHIM L, PINION GEAR(2.30) ...	1	1	1	1		
	41461-HN0-670	SHIM M, PINION GEAR(2.36) ...	1	1	1	1		
	41462-HN0-670	SHIM N, PINION GEAR(2.42) ...	1	1	1	1		
	41463-HN0-670	SHIM O, PINION GEAR(2.48) ...	1	1	1	1		
17	41500-HP0-A02	CLUTCH ASSY., FR. FINAL	1	1	1	1		
18	41520-HP0-A00	GEAR COMP., FR. PINION(13T) -	1	1	1	1		
19	41531-HP0-A00	GEAR, FR. RING(42T)	1	1	1	1		
20	41631-HC5-000	SHIM A, DIFFERENTIAL CASE (0.50)	2	2	2	2		
	41632-HC5-000	SHIM B, DIFFERENTIAL CASE (0.55)	2	2	2	2		
	41633-HC5-000	SHIM C, DIFFERENTIAL CASE (0.60)	2	2	2	2		
	41634-HC5-000	SHIM D, DIFFERENTIAL CASE (0.65)	2	2	2	2		
	41635-HC5-000	SHIM E, DIFFERENTIAL CASE (0.70)	2	2	2	2		
	41636-HC5-000	SHIM F, DIFFERENTIAL CASE (0.75)	2	2	2	2		
	41637-HC5-000	SHIM G, DIFFERENTIAL CASE (0.80)	2	2	2	2		
	41638-HC5-000	SHIM H, DIFFERENTIAL CASE (0.85)	2	2	2	2		
	41639-HC5-000	SHIM I, DIFFERENTIAL CASE (0.90)	2	2	2	2		
	41640-HC5-000	SHIM J, DIFFERENTIAL CASE (0.95)	2	2	2	2		
	41641-HC5-000	SHIM K, DIFFERENTIAL CASE (1.00)	2	2	2	2		



F-13

FRONT FINAL GEAR



Ref. No.	Part No.	Description	Reqd. QTY				Serial No.	Parts catalogue code
			E	TRX680FA F G H				
20)	41642-HC5-000	SHIM L, DIFFERENTIAL CASE (1.05)	2	2	2	2		
	41643-HC5-000	SHIM M, DIFFERENTIAL CASE (1.10)	2	2	2	2		
	41644-HC5-000	SHIM N, DIFFERENTIAL CASE (1.15)	2	2	2	2		
	41645-HC5-000	SHIM O, DIFFERENTIAL CASE (1.20)	2	2	2	2		
	41646-HC5-000	SHIM P, DIFFERENTIAL CASE (1.25)	2	2	2	2		
	41647-HC5-000	SHIM Q, DIFFERENTIAL CASE (1.30)	2	2	2	2		
	41648-HC5-000	SHIM R, DIFFERENTIAL CASE (1.35)	2	2	2	2		
	41649-HC5-000	SHIM S, DIFFERENTIAL CASE (1.40)	2	2	2	2		
	41650-HC5-000	SHIM T, DIFFERENTIAL CASE (1.45)	2	2	2	2		
	41651-HC5-000	SHIM U, DIFFERENTIAL CASE (1.50)	2	2	2	2		
	41652-HC5-000	SHIM V, DIFFERENTIAL CASE (1.55)	2	2	2	2		
	41653-HC5-000	SHIM W, DIFFERENTIAL CASE (1.60)	2	2	2	2		
	21 41711-HPO-A00	STAY COMP., CLUTCH COVER	1	1	1	1		
	22 41712-HN0-670	COVER, FR. SENSOR	1	1	1	1		
	23 41713-HPO-A00	COVER, FR. FINAL CLUTCH	1	1	1	1		
	24 42400-HPO-A01	DIFFERENTIAL ASSY.	1	1	1	1		

3

F-13

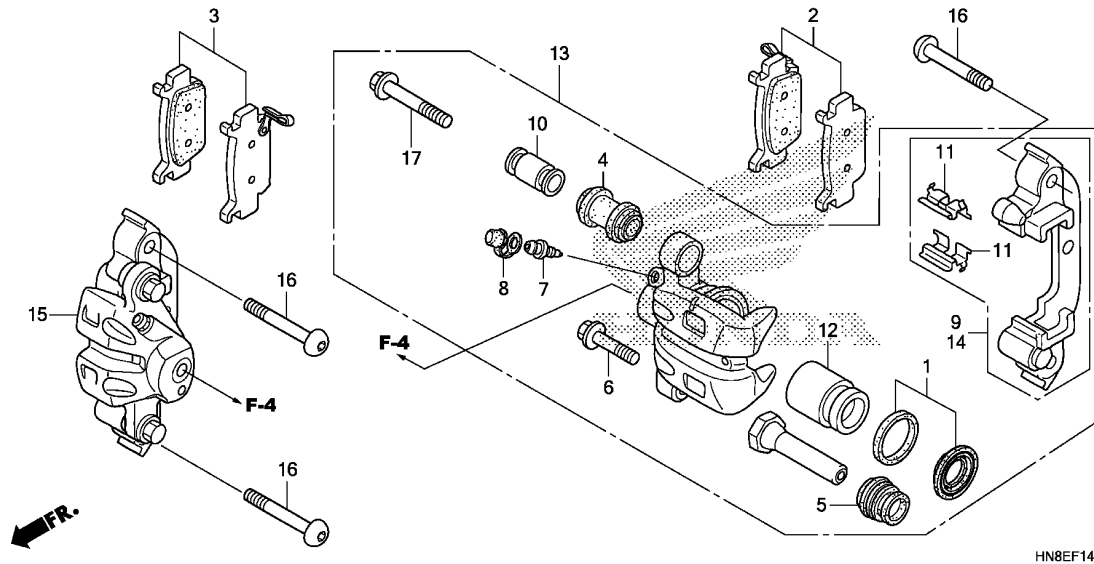
FRONT FINAL GEAR

Ref. No.	Part No.	Description	Reqd. QTY				Serial No.	Parts catalogue code
			E	TRX680FA F	G	H		
25	42411-HP0-A01	CASE, DIFFERENTIAL	1	1	1	1		
26	42440-HN5-671	FOLLOWER SET, CAM	1	1	1	1		
27	42451-HN7-003	SHIM A(1.3)	1	1	1	1		
	42452-HN7-003	SHIM B(1.4)	1	1	1	1		
	42453-HN7-003	SHIM C(1.5)	1	1	1	1		
	42454-HN7-003	SHIM D(1.6)	1	1	1	1		
	42455-HN7-003	SHIM E(1.7)	1	1	1	1		
	42456-HN7-003	SHIM F(1.8)	1	1	1	1		
	42457-HN7-003	SHIM G(1.9)	1	1	1	1		
28	42461-HN5-671	SPRING, DIFFERENTIAL SIDE CONED	1	1	1	1		
29	50304-HN2-000	COLLAR, FR. GEAR CASE	1	1	1	1		
30	50350-HN8-000	BRACKET, FR. GEAR CASE	1	1	1	1		
31	90101-HN8-000	BOLT, 8X17	10	10	10	10		
32	90109-371-000	BOLT, SEALING, 8MM	1	1	1	1		
33	90119-KCW-870	BOLT, FORK COVER	2	2	2	2		
34	90133-HP5-600	BOLT, FLANGE, 8X27	4	4	4	4		
35	90134-HP5-600	BOLT, FLANGE, 10X35	2	2	2	2		
36	90151-HC5-000	BOLT, FLANGE, 10X62	1	1	1	1		
37	90154-HC5-000	BOLT, FLANGE, 10X48	1	1	1	1		
38	90155-KY4-901	BOLT, FLANGE, 8X25	3	3	3	3		
39	90305-HC0-770	NUT, SELF-LOCK, 10MM	1	1	1	1		
40	90309-KF0-003	NUT, FLANGE, 8MM	1	1	1	1		
41	90471-580-000	PACKING, 8MM	1	1	1	1		
42	90690-GHB-641	CLIP, CABLE, 10MM	1	1	1	1		
43	91052-HP0-A01	BEARING, RADIAL BALL, 29X52X12	2	2	2	2		
44	91062-HN8-013	BEARING, RADIAL BALL, 6006 C5	1	1	1	1		
45	91252-HC5-003	OIL SEAL, 22X48X7(ARAI)	2	2	2	2		
46	91301-HM7-A00	BAND, BOOT(D32)	1	1	1	1		
47	91301-MS9-003	O-RING, 64X2.5	1	1	1	1		
48	91302-001-020	O-RING, 30.8MM	1	1	1	1		
49	91302-HM7-003	SEAL A, RUBBER	1	1	1	1		
50	91302-HM7-A00	BAND, BOOT(D27)	1	1	1	1		
51	91302-HN5-671	SEAL, PROPELLER	1	1	1	1		
52	91303-HM7-A00	BAND, BOOT(D20)	2	2	2	2		
53	91311-MB0-003	O-RING, 18.5X2.4(ARAI)	1	1	1	1		
54	91321-PF4-004	O-RING, 18.3X2.4(NOK)	2	2	2	2		
55	91352-HP5-601	O-RING, 136X2	1	1	1	1		
56	95002-35000	CLIP, TUBE(C6.5)	1	1	1	1		
57	95005-35630-30	TUBE, 3.5X630(95005-35001-30M)	1	1	1	1		
58	95701-08016-07	BOLT, FLANGE, 8X16	2	2	2	2		
59	95801-08030-00	BOLT, FLANGE, 8X30	1	1	1	1		
60	96001-06016-07	BOLT, FLANGE, 6X16	5	5	5	5		



F-14

FRONT BRAKE CALIPER



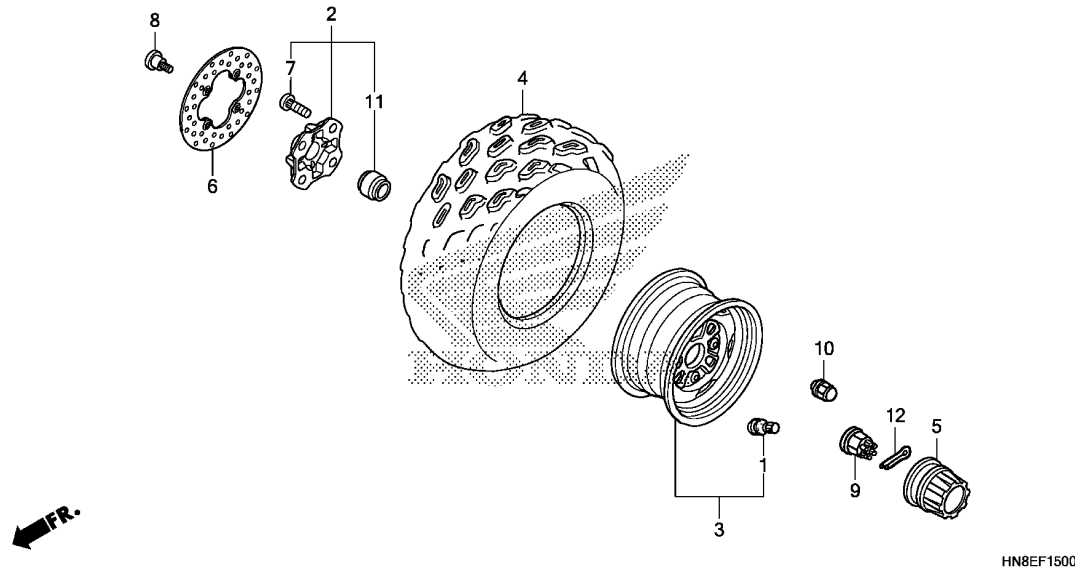
Ref. No.	L.O.N.	(Relative ref. Number) Description	F.R.T.
2	7111A0	SHOE(PAD) SET, BRAKE :LEFT FRONT	0.2
3	7111A1	SHOE(PAD) SET, BRAKE :RIGHT FRONT	0.2
	7111A2	SHOE(PAD) SET, BRAKE :BOTH FRONT	0.3
9	7111B9	BRACKET, FRONT CALIPER :LEFT	0.3
12	7111D2	PISTON, FRONT BRAKE CALIPER :LEFT	0.6
		.INCLUDES: Bleed brakes	
	7111D3	PISTON, FRONT BRAKE CALIPER :RIGHT	0.6
		.INCLUDES: Bleed brakes	
	7111D4	PISTON, FRONT BRAKE CALIPER :BOTH	1.0
		.INCLUDES: Bleed brakes	
13	7111B5	CALIPER, FRONT BRAKE :LEFT	0.5
		.INCLUDES: Bleed brakes	
14	7111C0	BRACKET, FRONT CALIPER :RIGHT	0.3
	7111F0	BRACKET, FRONT CALIPER :BOTH	0.6
15	7111B6	CALIPER, FRONT BRAKE :RIGHT	0.5
		.INCLUDES: Bleed brakes	
	7111B7	CALIPER, FRONT BRAKE :BOTH	0.8
		.INCLUDES: Bleed brakes	

3

Ref. No.	Part No.	Description	Reqd. QTY				Serial No.	Parts catalogue code
			E	F	G	H		
1	06450-HP0-A01	SEAL SET, PISTON	2	2	2	2		
2	06451-HP0-A02	PAD SET, L. FR.	1	1	1	1		
3	06452-HP0-A02	PAD SET, R. FR.	1	1	1	1		
4	43132-KT7-761	BOOT, SLEEVE	2	2	2	2		
5	43234-S04-003	COVER, DUST	2	2	2	2		
6	43240-S6M-J51	BOLT, FLANGE, 8X26	2	2	2	2		
7	43352-568-003	SCREW, BLEEDER(NISSIN)	2	2	2	2		
8	43353-461-771	CAP, BLEEDER	2	2	2	2		
9	45110-HP0-B81	BRACKET COMP., L. FR.	1	1	1	1		
10	45111-MA3-006	SLEEVE	2	2	2	2		
11	45112-HP0-B81	RETAINER, FR. BRACKET	4	4	4	4		
12	45117-HP0-A01	PISTON(34)	2	2	2	2		
13	45150-HP0-B81	CALIPER SUB ASSY., L. FR. (NISSIN)	1	1	1	1		
14	45210-HP0-B81	BRACKET COMP., R. FR.	1	1	1	1		
15	45250-HP0-B81	CALIPER SUB ASSY., R. FR. (NISSIN)	1	1	1	1		
16	90102-HP0-A00	BOLT, SOCKET, 10X50	4	4	4	4		
17	90180-MN8-006	BOLT, FLANGE, 8X49	2	2	2	2		

F-15

FRONT WHEEL

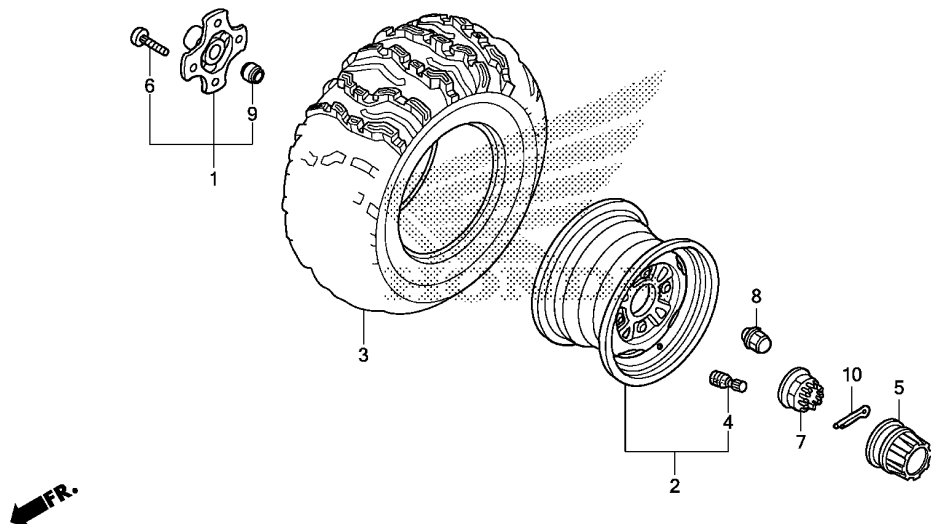


Ref. No.	L.O.N.	(Relative ref. Number) Description	F.R.T.
2	7101F0	HUB, FRONT WHEEL :LEFT	0.4
	7101F1	HUB, FRONT WHEEL :RIGHT	0.4
3	7101B9	FRONT WHEEL :ONE	0.8
	7101C0	FRONT WHEEL :TWO	1.6
4	710139	FRONT TIRE(ONE)	0.8
	7101A8	FRONT TIRE(TWO)	1.6
6	7111D7	DISC, FRONT BRAKE :LEFT	0.4
	7111D8	DISC, FRONT BRAKE :RIGHT	0.4
	7111D9	DISC, FRONT BRAKE :BOTH	0.8

Ref. No.	Part No.	Description	Reqd. QTY				Serial No.	Parts catalogue code
			E	TRX680FA F G H				
1	42753-HF1-670	VALVE, RIM(TR412)	2	2	2	2		
2	44615-HN2-A20	HUB SUB ASSY., FR.	2	-	-	-		
	44615-HN2-A60	-	2	2	-		
	44615-HN8-J00	-	-	-	2		
3	44650-HN8-F00ZA	WHEEL SUB ASSY., FR.						
		TYPE1.....	2	2	2	2		
	44650-HN8-F30ZA	*TYPE2*.....	2	-	-	-		
4	44711-HN8-A61	TIRE, FR. (25X8R12) (DUNLOP) ..	2	-	-	-		
	44711-HR0-F01	TIRE(CST) (25X8-12)	(2)	-	-	-		
		-	2	2	2		
5	44732-HN2-010	CAP, WHEEL CENTER	2	2	2	2		
6	45251-HP0-A01	DISK, FR. BRAKE	2	-	-	-		
	45251-HP0-A51	-	2	2	2		
7	90103-HA0-300	BOLT, WHEEL, 10X33	8	8	8	-		
	90103-HN0-A60	BOLT, WHEEL, 10X32	-	-	-	8		
8	90105-MBB-000	BOLT, BRAKE DISK, 8X24	8	8	8	8		
	90105-KL8-741	BOLT, FR. DISK, 8X24(SAGA) ..	8	8	8	-		
	90105-KR3-000	BOLT, FR. DISK, 8X24	8	8	8	-		
	90105-MV9-003	BOLT, DISK, 8X24(TSUKIBOSHI) ..	8	8	8	-		
9	90305-HM5-A80	NUT, CASTLE, 16MM	2	2	2	2		
10	90314-HN2-003	NUT, WHEEL	8	8	8	-		
	90314-HM5-A10	-	-	-	8		
11	91263-HA7-771	DUST SEAL, 19X22.5X10.5(ARAI) ..	2	2	2	2		
12	94201-30250	PIN, SPLIT, 3.0X25	2	2	2	2		

F-16

REAR WHEEL



HN8EF1600

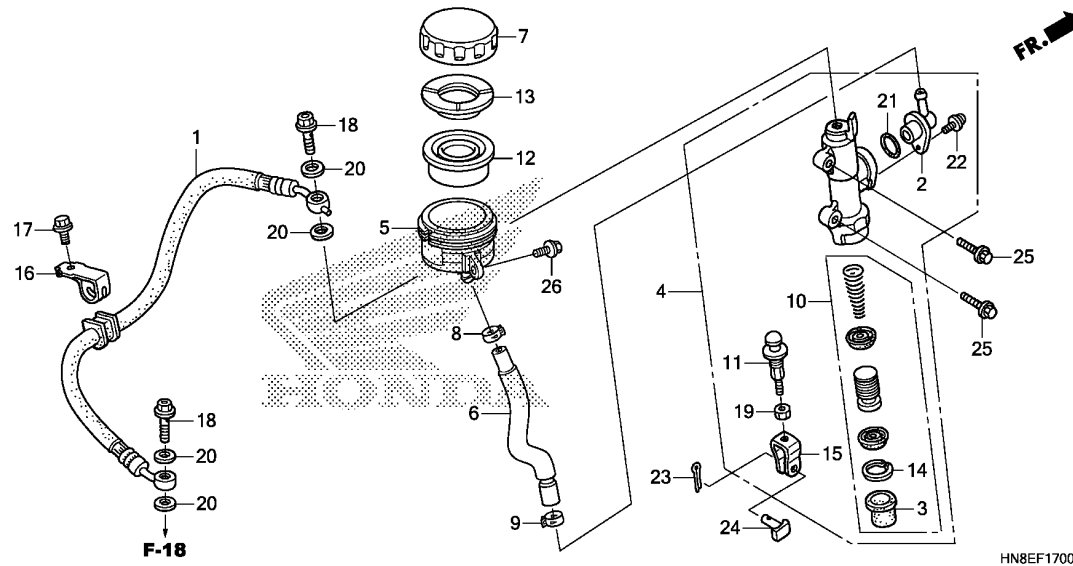
Ref. No.	L.O.N.	(Relative ref. Number) Description	F.R.T.
1	7101B4	HUB, REAR WHEEL :LEFT	0.3
	7101B5	HUB, REAR WHEEL :RIGHT	0.3
2	7101C1	REAR WHEEL :ONE	0.8
	7101C2	REAR WHEEL :TWO	1.6
3	710142	REAR TIRE(ONE)	0.8
	7101A9	REAR TIRE(TWO)	1.6

3

Ref. No.	Part No.	Description	Reqd. QTY				Serial No.	Parts catalogue code
			E	TRX680FA F	G	H		
1	42610-HN8-000	HUB COMP., RR. WHEEL	2	2	2	-		
	42610-HN8-J00	-	-	-	2		
2	42650-HN8-F00ZA	WHEEL SUB ASSY., RR. *TYPE1*.....	2	2	2	2		
	42650-HN8-F30ZA	*TYPE2*.....	2	-	-	-		
3	42711-HN8-A61	TIRE, RR.(25X10R12)(DUNLOP)	2	-	-	-		
	42711-HR0-F01	TIRE(CST)(25X10-12)	(2)	-	-	-		
			-	2	2	2		
4	42753-HF1-670	VALVE, RIM(TR412)	2	2	2	2		
5	44732-HN2-010	CAP, WHEEL CENTER	2	2	2	2		
6	90103-HN8-300	BOLT, WHEEL, 10X36	8	8	8	-		
	90103-HN0-A60	BOLT, WHEEL, 10X32	-	-	-	8		
7	90304-HM7-A10	NUT, AXLE, 20MM	2	2	2	2		
8	90314-HN2-003	NUT, WHEEL	8	8	8	-		
	90314-HM5-A10	-	-	-	8		
9	91263-HN8-003	DUST SEAL, 22X26.5X11	2	2	2	2		
10	94201-40300	PIN, SPLIT, 4.0X30	2	2	2	2		

F-17

RR. BRAKE MASTER CYLINDER

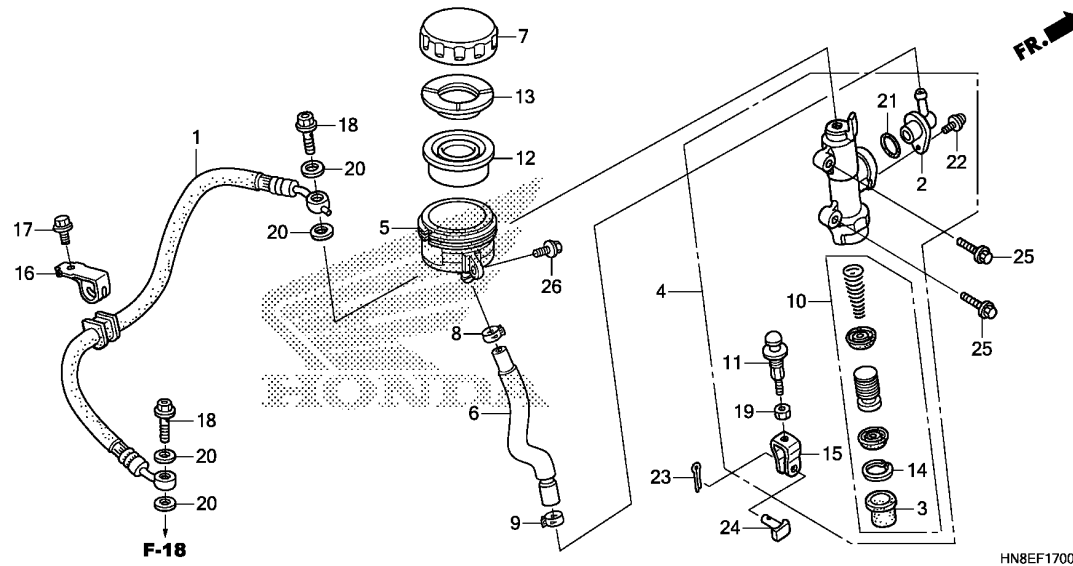


Ref. No.	L.O.N.	(Relative ref. Number) Description	F.R.T.
1	712130	HOSE, REAR BRAKEINCLUDES: Bleed brakes	0.5
4	712125	CYLINDER, REAR BRAKE MASTER .. .INCLUDES: Bleed brakes	0.6
5	7121F6	CUP, REAR MASTER CYLINDER OIL .INCLUDES: Bleed brakes	0.3
6	7121C2	HOSE, REAR MASTER CYLINDER OIL CUPINCLUDES: Bleed brakes	0.3
10	7121H0	PISTON SET, REAR BRAKE MASTER .INCLUDES: Bleed brakes	0.7
12	7121G7	DIAPHRAGM, REAR BRAKE MASTER CYLINDER	0.2

Ref. No.	Part No.	Description	Reqd. QTY				Serial No.	Parts catalogue code
			E	TRX680FA F G H				
1	43310-HN8-003	HOSE COMP., RR. BRAKE	1	-	-	-		
	43310-HN8-F41	-	1	1	1		
2	43503-MB2-006	CONNECTOR, MASTER CYLINDER ..	1	1	1	1		
3	43504-MB2-006	BOOT COMP.	1	1	1	1		
4	43510-HN8-016	CYLINDER SUB ASSY., RR. BRAKE MASTER	1	1	1	1		
5	43511-MR7-016	CUP COMP., OIL	1	1	1	1		
6	43512-HN8-006	HOSE COMP., RR. BRAKE MASTER CYLINDER	1	1	1	1		
7	43513-MY1-006	CAP, OIL CUP	1	1	1	1		
8	43514-KS6-701	CLAMP, MASTER CYLINDER OIL HOSE	1	1	1	1		
9	43514-MN9-006	CLAMP, MASTER CYLINDER OIL HOSE	1	1	1	1		
10	43520-MG9-315	PISTON SET, MASTER CYLINDER (NISSIN)	1	1	1	1		
11	43530-MM5-006	ROD COMP., PUSH	1	1	1	1		
12	45520-300-000	DIAPHRAGM	1	1	1	1		
13	45521-MJ6-006	PLATE, DIAPHRAGM	1	1	1	1		
14	46182-MEL-D21	CIRCLIP	1	1	1	1		
15	46504-HN8-006	JOINT, BRAKE ROD	1	1	1	1		
16	51208-HM8-000	CLAMP B, FR. BRAKE HOSE	1	1	1	1		
17	90107-HC5-000	BOLT, FLANGE, 6X10	1	1	1	1		
18	90145-MS9-612	BOLT, OIL, 10X22	2	2	2	2		
19	90315-MAT-006	NUT, SPECIAL, 8MM	1	1	1	1		
20	90545-300-000	WASHER, OIL BOLT	4	4	4	4		

F-17

RR. BRAKE MASTER CYLINDER

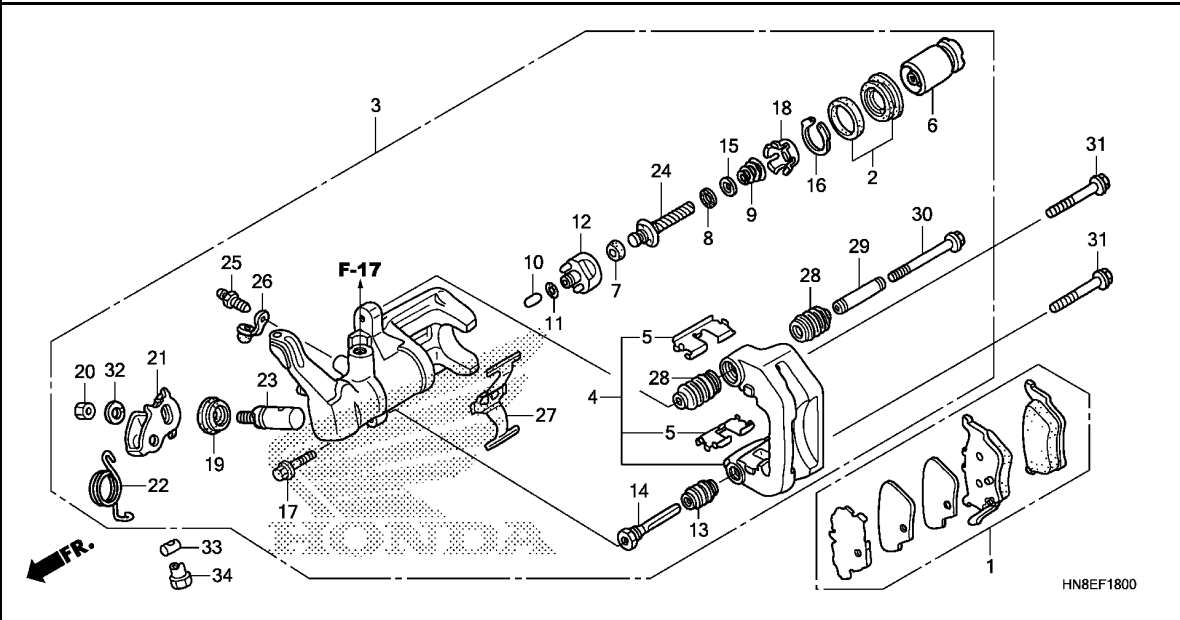


Ref. No.	Part No.	Description	Reqd. QTY				Serial No.	Parts catalogue code
			E	TRX680FA F	G	H		
21	91212-422-006	O-RING, 14.8X2.4	1	1	1	1		
22	93893-04012-17	SCREW-WASHER, 4X12	1	1	1	1		
23	94201-20150	PIN, SPLIT, 2.0X15	1	1	1	1		
24	95015-54000	PIN D, JOINT	1	1	1	1		
25	95701-06020-00	BOLT, FLANGE, 6X20	2	2	2	2		
26	96300-06012-00	BOLT, FLANGE, 6X12	1	1	1	1		

3

F-18

REAR BRAKE CALIPER



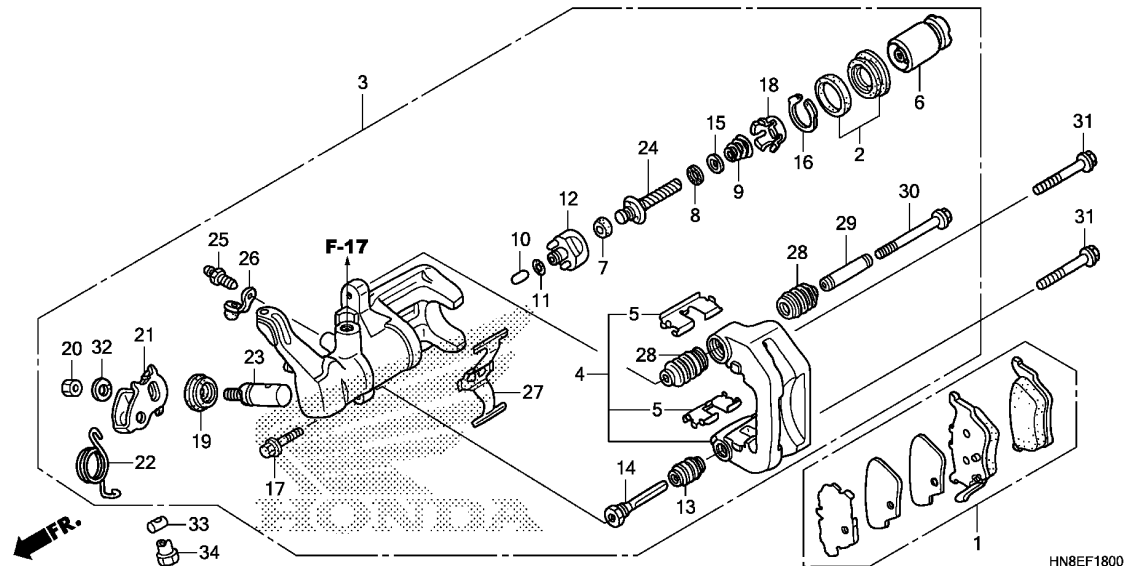
Ref. No.	L.O.N.	(Relative ref. Number) Description	F.R.T.
1	711140	SHOE(PAD) SET, BRAKE :REAR	0.2
3	711155	CALIPER, REAR BRAKEINCLUDES: Bleed brakes	0.6
4	7111C1	BRACKET, REAR CALIPER (2)	0.2
6	7111D5	PISTON, REAR BRAKE CALIPERINCLUDES: Bleed brakes	0.8
12	7111H0	PISTON, REAR BRAKE SLEEVEINCLUDES: Bleed brakes	1.0
21	7111G9	ARM, REAR BRAKE LOCK (22)	0.2

Ref. No.	Part No.	Description	Reqd. QTY				Serial No.	Parts catalogue code
			E	F	G	H		
1	06435-HN8-016	PAD SET, RR.	1	1	1	1		
2	06451-HN8-006	SEAL SET, PISTON	1	1	1	1		
3	43150-HN8-006	CALIPER SUB ASSY., RR.	1	1	1	1		
4	43210-HN8-006	BRACKET, RR.	1	1	1	1		
5	43211-HN8-006	RETAINER, BRACKET	2	2	2	2		
6	43215-SH3-931	PISTON ASSY.	1	1	1	1		
7	43218-SD2-931	CUP	1	-	-	-		
	43218-T5B-003	-	1	1	1		
8	43223-SD2-932	BEARING A	1	1	1	1		
9	43224-SD2-931	SPRING B, ADJUSTING	1	1	1	1		
10	43229-SD2-931	ROD	1	1	1	1		
11	43232-TA0-A01	O-RING(NISSIN)	1	1	1	1		
12	43233-TR0-A01	PISTON COMP., SLEEVE	1	1	1	1		
13	43234-S04-003	COVER, DUST	1	1	1	1		
14	43235-S84-A51	PIN A	1	1	1	1		
15	43236-S04-003	SPACER	1	1	1	1		
16	43238-SD2-931	RING, RETAINING	1	1	1	1		
17	43240-S6M-J51	BOLT, FLANGE, 8X26	1	1	1	1		
18	43241-SD2-931	GUIDE, SPRING	1	1	1	1		
19	43242-SD2-933	COVER, SHAFT	1	1	1	1		
20	43243-HN8-006	NUT, 10MM	1	1	1	1		
21	43245-HN8-006	LEVER, BRAKE LOCK	1	1	1	1		
22	43246-HN8-006	SPRING, ARM RETURN	1	1	1	1		
23	43248-SD2-933	SHAFT B	1	1	1	1		
24	43249-S04-003	BOLT, ADJUSTER	1	1	1	1		



F-18

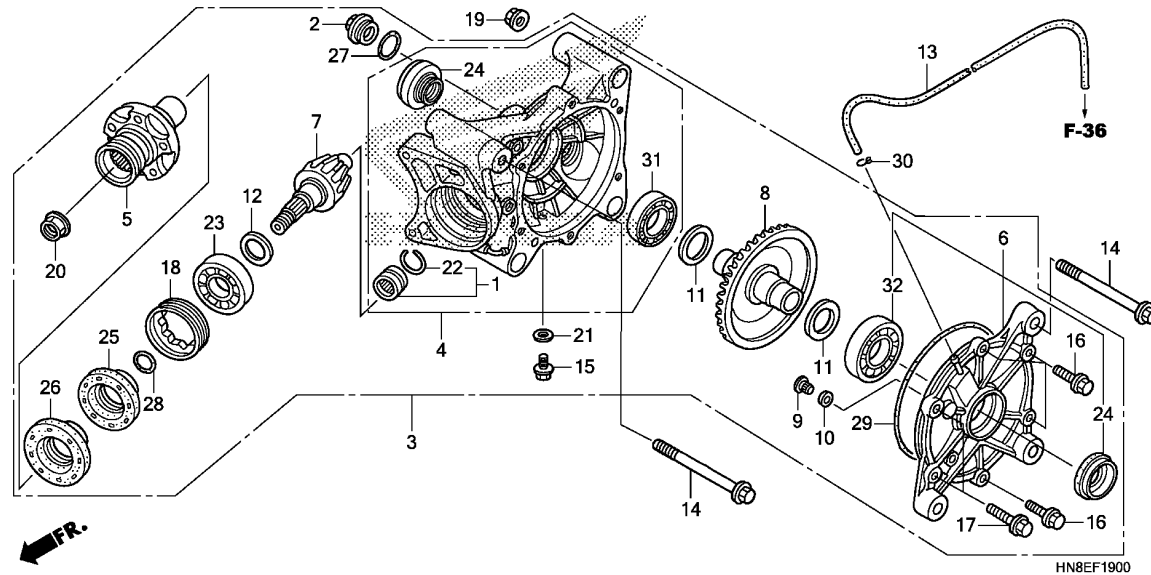
REAR BRAKE CALIPER



Ref. No.	Part No.	Description	Reqd. QTY				Serial No.	Parts catalogue code
			E	TRX680FA F	G	H		
25	43352-HC5-971	SCREW, BLEEDER(NISSIN)	1	1	1	1		
26	43353-461-771	CAP, BLEEDER	1	1	1	1		
27	45108-HN8-006	SPRING, PAD	1	1	1	1		
28	45233-S3Y-003	BOOT, SLEEVE	2	2	2	2		
29	45235-S3Y-003	SLEEVE	1	1	1	1		
30	45241-S3Y-003	BOLT, FLANGE, 8X74	1	1	1	1		
31	90131-MS6-900	BOLT, FLANGE, 8X40	2	2	2	2		
32	94111-10800	WASHER, SPRING, 10MM	1	1	1	1		
33	95015-32001	JOINT B, BRAKE ARM	1	1	1	1		
34	95015-42000	NUT B, BRAKE ROD ADJUSTING ..	1	1	1	1		

F-19

FINAL DRIVEN GEAR

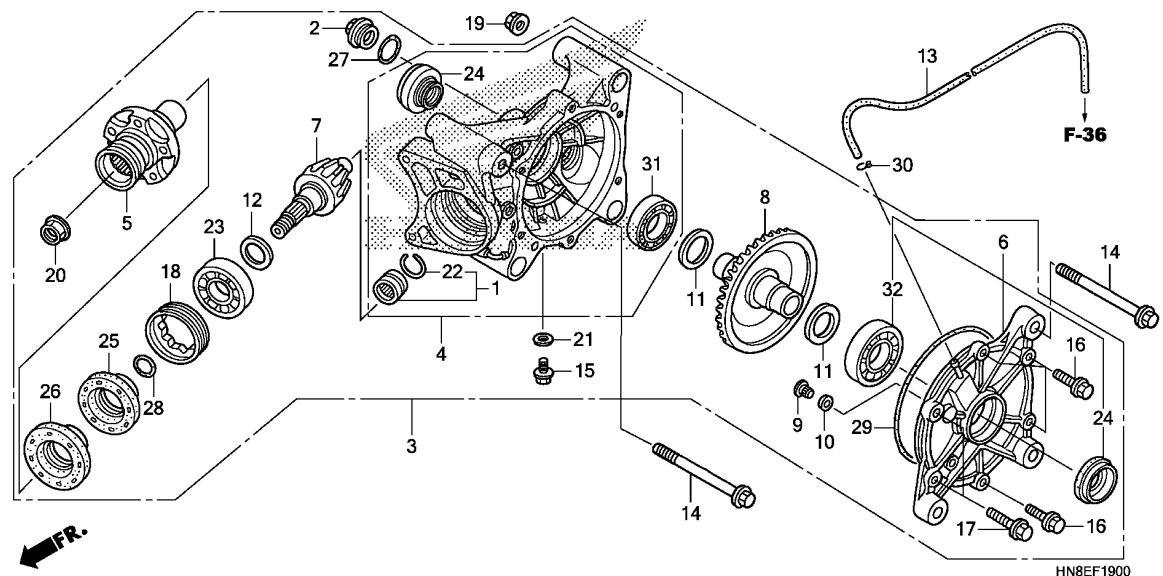


Ref. No.	L.O.N.	(Relative ref. Number) Description	F.R.T.
1	2131G8	BEARING, REAR PINION GEAR :REAR	3.2
3	2131B3	GEAR ASSY., FINAL DRIVEN :REAR	1.8
4	2131B6	CASE SET, FINAL GEAR :REAR ...	3.9
5	2131C1	JOINT, REAR PINION	2.0
6	2131B9	COVER SET, FINAL GEAR :REAR ..	2.9
7	2131C9	GEAR, PINION :REAR	2.6
8	2131D1	GEAR, RING :REAR	2.9
11	2131C5	SHIM, RING GEAR	2.9
.NOTE: Same time for two units			
12	2131C4	SHIM, PINION GEAR :REAR	2.6
23	2131A1	BEARING, REAR PINION GEAR :FRONT	2.6
24	2131F6	OIL SEAL, REAR FINAL GEAR :LEFT	1.9
	2131F7	OIL SEAL, REAR FINAL GEAR :RIGHT	1.9
	2131F8	OIL SEAL, REAR FINAL GEAR :BOTH	2.0
26		(25)	
	2131G7	OIL SEAL, PINION GEAR :REAR ..	2.1
.NOTE: Same time for two units			
31	2131E9	BEARING, REAR RING GEAR :RIGHT	3.1
32	2131E8	BEARING, REAR RING GEAR :LEFT	3.1
	2131F2	BEARING, REAR RING GEAR :BOTH	3.2

Ref. No.	Part No.	Description	Reqd. QTY				Serial No.	Parts catalogue code
			E	TRX680FA F G H				
1	06911-HN8-000	BEARING SET, NEEDLE	1	1	1	1		
2	12361-035-000	CAP, TAPPET ADJUSTING HOLE ..	1	1	1	1		
3	41300-HN8-B40	GEAR ASSY., RR. FINAL	1	1	1	1		
4	41311-HN8-000	CASE SUB ASSY., RR. FINAL GEAR	1	1	1	1		
5	41315-HN8-A40	JOINT, RR. PINION	1	1	1	1		
6	41331-HN8-010	COVER SUB ASSY., RR. FINAL GEAR	1	1	1	1		
7	41421-HN8-A40	GEAR, RR. PINION(13T)	1	1	1	1		
8	41431-HN8-000	GEAR, RR. RING(41T)	1	1	1	1		
9	41436-MB0-310	PIN, RING GEAR STOPPER	1	1	1	1		
10	41437-MB0-310	SHIM A, STOPPER PIN(0.10) ...	N	N	N	N		
	41438-MB0-310	SHIM B, STOPPER PIN(0.15) ...	N	N	N	N		
11	41447-HM8-000	SHIM A, PINION GEAR(1.64) ...	2	2	2	2		
	41448-HM8-000	SHIM B, PINION GEAR(1.70) ...	2	2	2	2		
	41449-HM8-000	SHIM C, PINION GEAR(1.76) ...	2	2	2	2		
	41451-HM8-000	SHIM D, PINION GEAR(1.82) ...	2	2	2	2		
	41452-HM8-000	SHIM E, PINION GEAR(1.88) ...	2	2	2	2		
	41453-HM8-000	SHIM F, PINION GEAR(1.94) ...	2	2	2	2		
	41454-HM8-000	SHIM G, PINION GEAR(2.00) ...	2	2	2	2		
	41455-HM8-000	SHIM H, PINION GEAR(2.06) ...	2	2	2	2		
	41456-HM8-000	SHIM I, PINION GEAR(2.12) ...	2	2	2	2		
	41457-HM8-000	SHIM J, PINION GEAR(2.18) ...	2	2	2	2		
12	41450-MG8-000	SHIM A, PINION GEAR(1.82) ...	1	1	1	1		
	41451-MG8-000	SHIM B, PINION GEAR(1.88) ...	1	1	1	1		
	41452-MG8-000	SHIM C, PINION GEAR(1.94) ...	1	1	1	1		
	41453-MG8-000	SHIM D, PINION GEAR(2.00) ...	1	1	1	1		
	41454-MG8-000	SHIM E, PINION GEAR(2.06) ...	1	1	1	1		

F-19

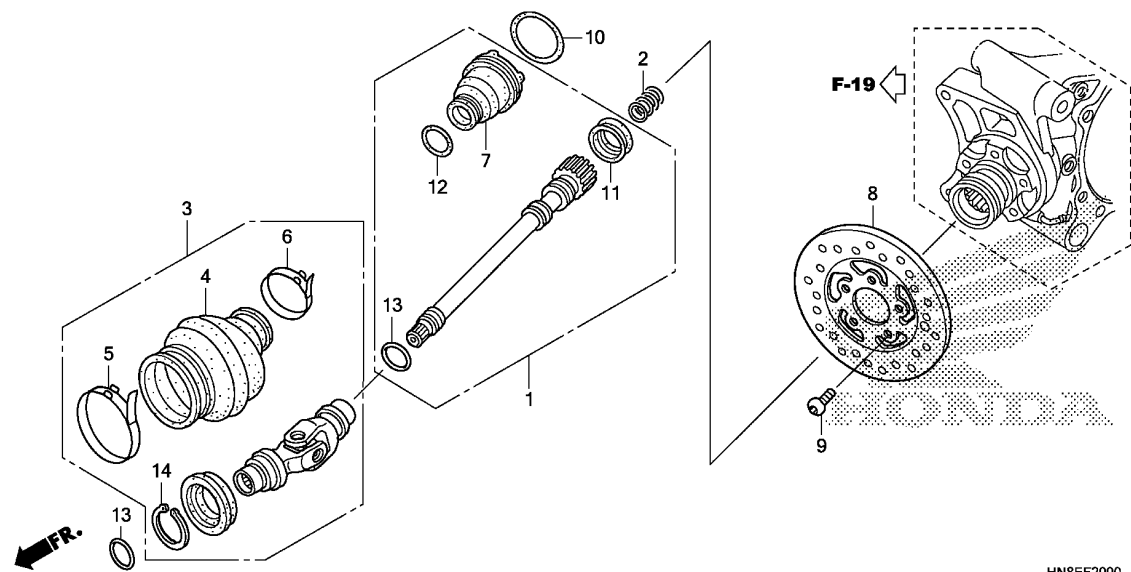
FINAL DRIVEN GEAR



Ref. No.	Part No.	Description	Reqd. QTY				Serial No.	Parts catalogue code
			E	F	G	H		
12)	41455-MG8-000	SHIM F, PINION GEAR(2.12) ...	1	1	1	1		
	41456-MG8-000	SHIM G, PINION GEAR(2.18) ...	1	1	1	1		
13	43133-HN8-000	TUBE, BREATHER, 3.5X1450	1	1	1	1		
14	90009-371-015	BOLT, FLANGE, 10X120(SATO) ..	4	4	4	4		
15	90109-371-000	BOLT, SEALING, 8MM	1	1	1	1		
16	90133-HP5-600	BOLT, FLANGE, 8X27	4	4	4	4		
17	90134-HP5-600	BOLT, FLANGE, 10X35	2	2	2	2		
18	90242-MB0-000	NUT, LOCK, 64MM	1	1	1	1		
19	90305-HC0-770	NUT, SELF-LOCK, 10MM	4	4	4	4		
20	90381-HA0-000	NUT, HEX., 16MM	1	1	1	1		
21	90471-580-000	PACKING, 8MM	1	1	1	1		
22	91012-KF0-000	CLIP, NEEDLE THRUST BEARING, 12MM	1	1	1	1		
23	91061-MG8-005	BEARING, RADIAL BALL, 6305 (KOYO)	1	1	1	1		
24	91203-HN8-003	OIL SEAL, 28X55X7	2	2	2	2		
25	91251-HN8-003	OIL SEAL, 33X70X8	1	1	1	1		
26	91252-HN8-003	OIL SEAL, 33X75X8	1	1	1	1		
27	91302-001-020	O-RING, 30.8MM	1	1	1	1		
28	91312-KE7-003	O-RING, 19X3(NOK)	1	1	1	1		
29	91353-HN8-003	O-RING, 139.5X2	1	1	1	1		
30	95002-35000	CLIP, TUBE(C6.5)	1	1	1	1		
31	96100-60063-00	BEARING, RADIAL BALL, 6006 ..	1	1	1	1		
32	96100-62063-00	BEARING, RADIAL BALL, 6206 ..	1	1	1	1		

F-20

PROPELLER SHAFT



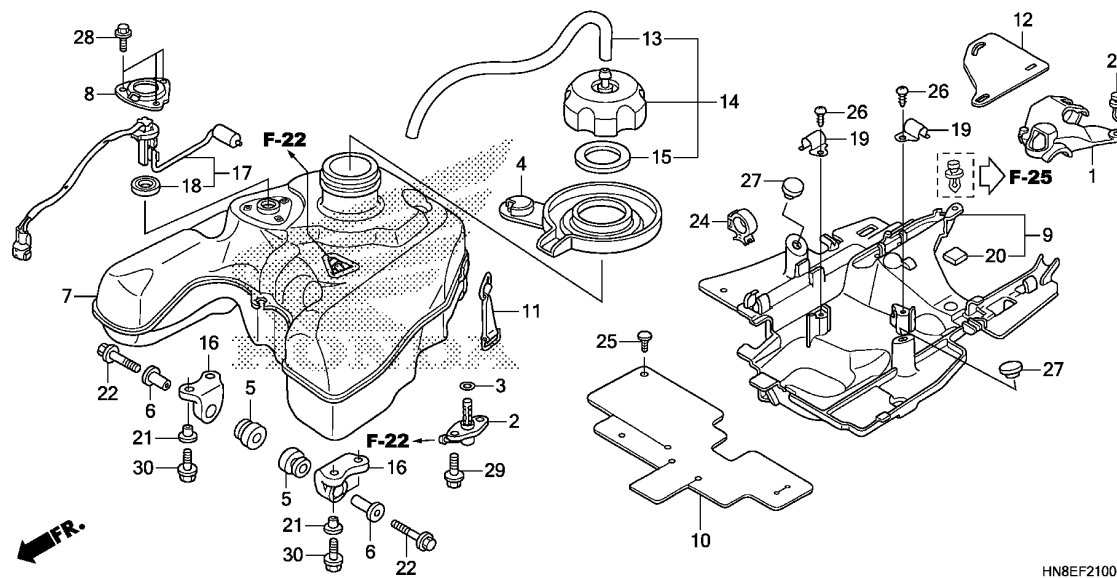
Ref. No.	L.O.N.	(Relative ref. Number) Description	F.R.T.
1		(2,10)	
2131A6		SHAFT, PROPELLER :REAR	1.6
3	2131H8	JOINT ASSY., YOKE	1.6
4	2131H9	BOOT, YOKE JOINT	1.7
7		(11,12)	
2131E7		BOOT, REAR PROPELLER SHAFT JOINT	1.7
8	711145	DISC, REAR BRAKE	1.7

Ref. No.	Part No.	Description	Reqd. QTY				Serial No.	Parts catalogue code
			E	TRX680FA F	G	H		
1	40200-HN8-000	SHAFT ASSY., PROPELLER	1	1	1	1		
2	40215-HN0-671	SPRING, PROPELLER SHAFT	1	1	1	1		
3	40300-HN8-A00	JOINT ASSY., YOKE	1	1	1	1		
4	40321-HN8-003	BOOT, YOKE JOINT	1	1	1	1		
5	40322-HN8-000	BAND A, YOKE JOINT BOOT	1	1	1	1		
6	40323-HN8-000	BAND B, YOKE JOINT BOOT	1	1	1	1		
7	40410-HN8-000	BOOT A, PROPELLER	1	1	1	1		
8	43251-HN8-B01	DISK, RR. BRAKE	1	1	1	1		
9	90105-HN8-000	BOLT, DISK, 6X17	5	5	5	5		
10	91301-HM7-A00	BAND, BOOT(D32)	1	1	1	1		
11	91302-HM7-003	SEAL A, RUBBER	1	1	1	1		
12	91303-HM7-A00	BAND, BOOT(D20)	1	1	1	1		
13	91305-KE1-000	O-RING, 19.4X2.3	2	2	2	2		
14	94511-35000	CIRCLIP, EXTERNAL, 35MM	1	1	1	1		



F-21

FUEL TANK



HN8EF2100

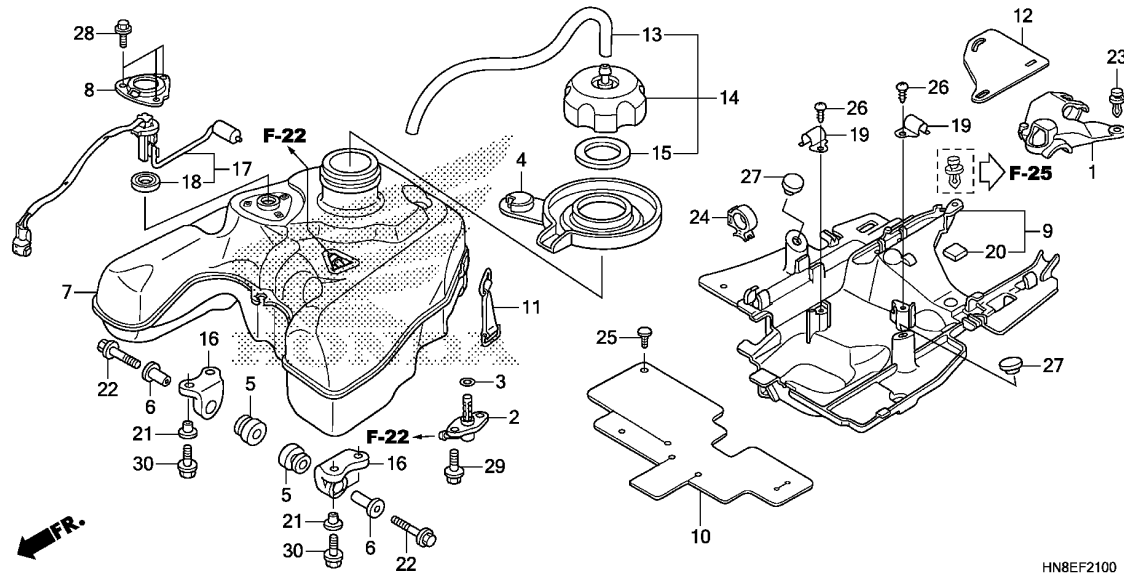
Ref. No.	L.O.N.	(Relative ref. Number) Description	F.R.T.
2	3101D5	JOINT, FUEL TANK	0.5
7	310100	TANK, FUEL	0.6
9	3101A8	PROTECTOR, TANK UNDER HEAT ...	0.5
17		(18)	
	617105	FUEL TANK SENDING UNIT	0.4

3

Ref. No.	Part No.	Description	Reqd. QTY				Serial No.	Parts catalogue code
			E	F	G	H		
1	16721-HN8-A60	COVER, THROTTLE BODY	1	1	1	1		
2	16958-HN8-A61	JOINT ASSY., FUEL	1	1	1	1		
3	16997-467-000	O-RING, 11.8X3.55	1	1	1	1		
4	17507-HN8-A60	TRAY, FUEL TANK	1	1	1	1		
5	17508-GBF-830	RUBBER, TANK MOUNTING	2	2	2	2		
6	17509-KS6-700	COLLAR, TANK SETTING	2	2	2	2		
7	17510-HN8-B40	TANK COMP., FUEL	1	1	1	1		
8	17515-GBL-760	PLATE, UNIT SET	1	1	1	1		
9	17515-HN8-A60	PROTECTOR, TANK UNDER HEAT ..	1	1	1	1		
10	17516-HN8-A60	RUBBER, HEAT PROTECTOR	1	1	1	1		
11	17517-HN8-000	BAND, TANK	2	2	2	2		
12	17518-HN8-A60	RUBBER, RR. HEAT PROTECTOR ..	1	1	1	1		
13	17521-HA2-670	TUBE, FUEL CAP BREATHER	1	1	1	1		
14	17620-HF7-000	CAP ASSY., FUEL TANK	1	1	1	1		
15	17624-HF7-000	PACKING, FUEL CAP	1	1	1	1		
16	17634-KZ3-860	BRACKET, FR. FUEL TANK	2	2	2	2		
17	37080-HN8-000	FUEL UNIT SET	1	1	1	1		
18	37801-GA7-700	PACKING, BASE	1	1	1	1		
19	50173-MAH-A00	CLAMPER A, CHOKE CABLE	2	2	2	2		
20	64207-MAM-A00	RUBBER, CUSHION PAD	1	1	1	1		
21	84706-415-000	COLLAR	4	4	4	4		
22	90137-KA3-830	BOLT, FLANGE, 6X40	2	2	2	2		
23	90653-HC4-900	CLIP, MUDGUARD	1	1	1	1		
24	90690-GHB-651	CLIP, CABLE, 15MM	1	1	1	1		
25	91504-SD5-901	CLIP, WASHER MOUTH	1	1	1	1		

F-21

FUEL TANK

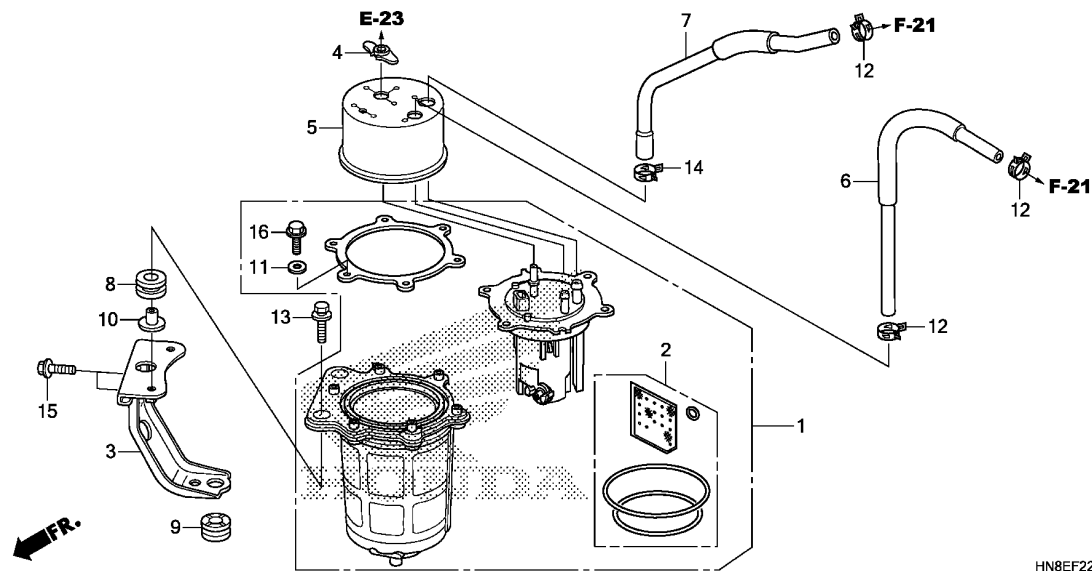


HN8EF2100

Ref. No.	Part No.	Description	Reqd. QTY				Serial No.	Parts catalogue code
			E	TRX680FA F	G	H		
26	93913-25210	SCREW, TAPPING, 5X12	2	2	2	2		
27	95011-63000	RUBBER C, STAND STOPPER	2	2	2	2		
28	96001-06010-00	BOLT, FLANGE, 6X10	3	3	3	3		
29	96001-06014-00	BOLT, FLANGE, 6X14	2	2	2	2		
30	96001-06016-00	BOLT, FLANGE, 6X16	4	4	4	4		

F-22

FUEL PUMP



Ref. No.	L.O.N.	(Relative ref. Number) Description	F.R.T.
1	310120	PUMP ASSY., FUEL	0.4
2	3101C7	FILTER, FUEL	0.5

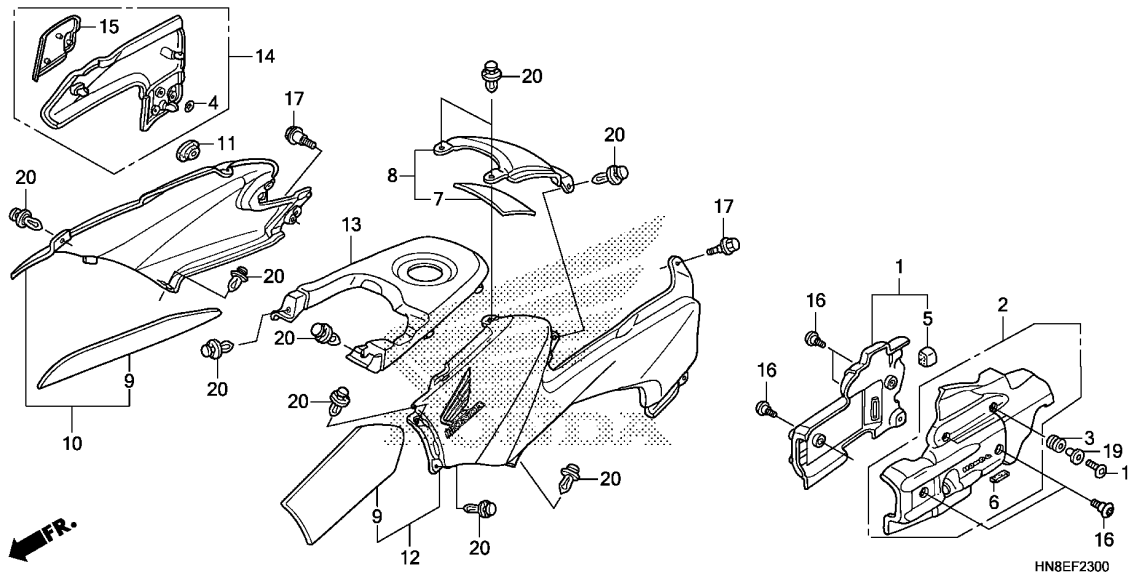
HN8EF2200

Ref. No.	Part No.	Description	Reqd. QTY				Serial No.	Parts catalogue code
			E	TRX680FA F	G	H		
1	16700-HN8-601	PUMP ASSY., FUEL	1	1	1	1		
2	16706-HR0-F01	FILTER SET	1	1	1	1		
3	16710-HN8-A60	SUB STAY, FUEL PUMP	1	1	1	1		
4	16719-HN8-A61	RUBBER, FUEL JOINT	1	-	-	-		
	16718-HR0-F00	DAMPER, CONNECTOR	-	1	1	1		
5	16720-HN8-A60	COVER, FUEL PUMP	1	1	1	1		
6	16730-HN8-B40	TUBE COMP., FUEL PUMP BREATHER	1	1	1	1		
7	16955-HN8-B40	TUBE COMP., FUEL	1	1	1	1		
8	18334-KA3-830	RUBBER, SILENCER	2	2	2	2		
9	19051-KA3-830	RUBBER, RADIATOR MOUNTING ...	1	1	1	1		
10	19052-MGH-640	COLLAR, RADIATOR MOUNTING ...	2	2	2	2		
11	90501-HN8-A60	WASHER, CONICAL SPRING	6	6	6	6		
12	90651-HN6-A51	CLAMP, TUBE(12.0)	3	3	3	3		
13	93404-06025-00	BOLT-WASHER, 6X25	2	2	2	2		
14	95002-41300-05	CLAMP, TUBE(D13)	1	1	1	1		
15	95701-06012-00	BOLT, FLANGE, 6X12	2	2	2	2		
16	96001-06014-00	BOLT, FLANGE, 6X14	6	6	6	6		

3

F-23

BODY COVER

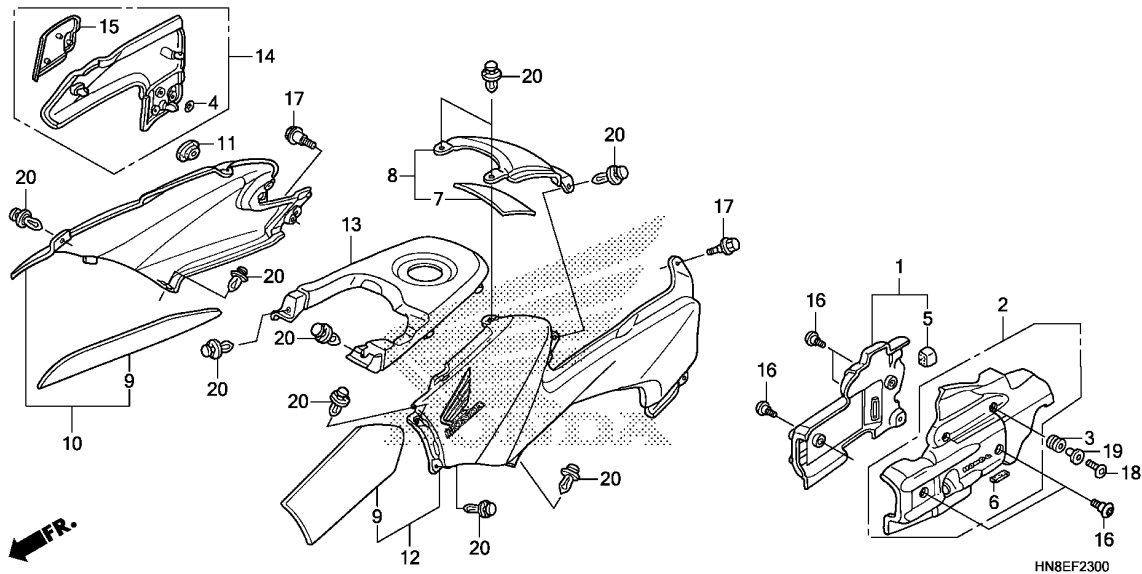


Ref. No.	L.O.N.	(Relative ref. Number) Description	F.R.T.
1	4131K0	COVER, ENGINE SIDE :RIGHT	0.2
2	4131J9	COVER, ENGINE SIDE :LEFT	0.2
	4131K1	COVER, ENGINE SIDE :BOTH	0.4
8	4131Q5	COVER, FUEL TANK CENTER	0.1
10	4131Q7	COVER, TANK SIDE :RIGHT	0.2
12	4131Q6	COVER, TANK SIDE :LEFT	0.2
	4131Q8	COVER, TANK SIDE :BOTH	0.4
13	413121	COVER, FUEL TANK TOP	0.1
14	4111H9	COVER, SIDE :RIGHT	0.1

Ref. No.	Part No.	Description	Reqd. QTY				Serial No.	Parts catalogue code
			E	F	G	H		
1	11310-HN8-000ZA	COVER ASSY., R. ENGINE SIDE *NH358R*.DYNA SILVER METALLIC	1	1	1	1		
2	11320-HN8-A60ZA	COVER ASSY., L. ENGINE SIDE *NH358R*.DYNA SILVER METALLIC	1	-	-	-		
	11320-HN8-F40ZA	*NH358R*.DYNA SILVER METALLIC	-	1	1	1		
3	18293-GN2-000	RUBBER, PROTECTOR PACKING ...	2	2	2	2		
4	64206-MJ0-000	NUT, SPEED, 4MM	3	3	3	3		
5	77213-MV4-300	SEAL, CUSHION	1	1	1	1		
6	80126-GAG-750	RUBBER, SPACER	1	1	1	1		
7	83325-HN8-A60	MAT, FUEL TANK CENTER COVER -	1	-	-	-		
	83325-HN8-F40	-	1	1	1		
8	83350-HN8-A60ZA	COVER ASSY., FUEL TANK CENTER *G152*.....ADVENTURE GREEN	1	-	-	-		
	83350-HN8-A60ZB	*R232*.....PATRIOT RED	1	-	-	-		
	83350-HN8-A60ZG	*YR252R*.....SANDSTONE BEIGE R	1	-	-	-		
	83350-HN8-F40ZA	*R232*.....PATRIOT RED	-	1	1	1		
	83350-HN8-F40ZB	*G152*.....ADVENTURE GREEN	-	1	1	-		
9	83525-HN8-A60	MAT, FUEL TANK SIDE COVER ...	2	2	2	2		
10	83550-HN8-B80ZD	COVER SET, R. TANK SIDE(WL) *TYPE2*.....	1	-	-	-		
	83550-HN8-B80ZE	*TYPE1*.....	1	-	-	-		
	83550-HN8-F00ZA	*TYPE1*.....	1	-	-	-		
	83550-HN8-F40ZA	*TYPE2*.....	-	1	1	-		
	83550-HN8-F40ZB	*TYPE1*.....	-	1	-	-		
	83550-HN8-G10ZA	*TYPE1*.....	-	-	1	1		
11	83551-MA6-000	GROMMET, SIDE COVER	1	1	1	1		

F-23

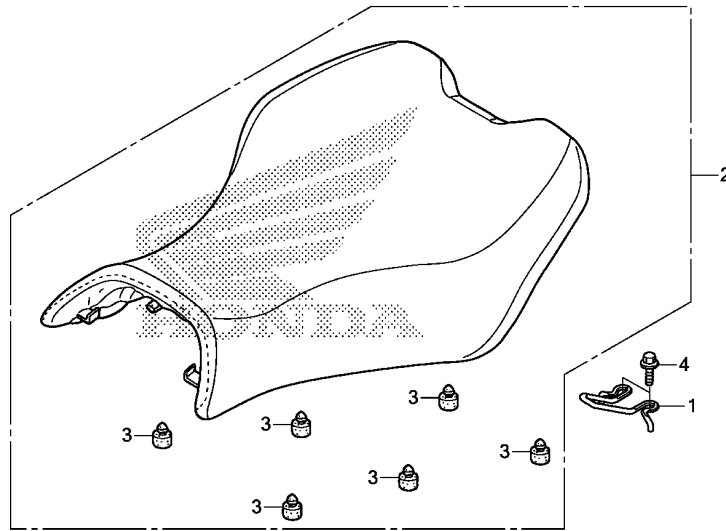
BODY COVER



Ref. No.	Part No.	Description	Reqd. QTY				Serial No.	Parts catalogue code
			E	F	G	H		
12	83650-HN8-B80ZD	COVER SET, L. TANK SIDE(WL)						
		TYPE2	1	1	1	-		
	83650-HN8-B80ZE	*TYPE1*	1	1	-	-		
	83650-HN8-F00ZA	*TYPE1*	1	-	-	-		
	83650-HN8-G10ZA	*TYPE1*	-	-	1	1		
13	83700-HN8-000ZA	COVER, FUEL TANK TOP						
		NH1.....BLACK	1	1	1	1		
14	83800-HN8-000ZA	COVER COMP., R. SIDE						
		G152.....ADVENTURE GREEN	1	-	-	-		
	83800-HN8-000ZB	*R232*.....PATRIOT RED	1	-	-	-		
	83800-HN8-000ZG	*YR252R*.....SANDSTONE BEIGE R	1	-	-	-		
	83800-HN8-F40ZC	*R232 1*.....PATRIOT RED	-	1	-	-		
	83800-HN8-F40ZD	*G152 1*.....ADVENTURE GREEN	-	1	-	-		
	83800-HN8-F40ZA	*R232*.....PATRIOT RED	-	-	1	1		
	83800-HN8-F40ZB	*G152*.....ADVENTURE GREEN	-	-	1	-		
15	83820-HN8-000ZA	COVER, R. SIDE LOWER						
		NH1.....BLACK	1	1	1	1		
16	90106-KY2-701	SCREW, PAN, 6X11	5	5	5	5		
17	90111-197-890	BOLT, FLANGE, 6MM	2	2	2	2		
18	90118-MR1-000	SCREW, PAN, 6X14	2	2	2	2		
19	90129-463-770	COLLAR, REFLECTOR SETTING	2	2	2	2		
20	90653-HC4-900	CLIP, MUDGUARD	11	11	11	11		

F-24

SEAT

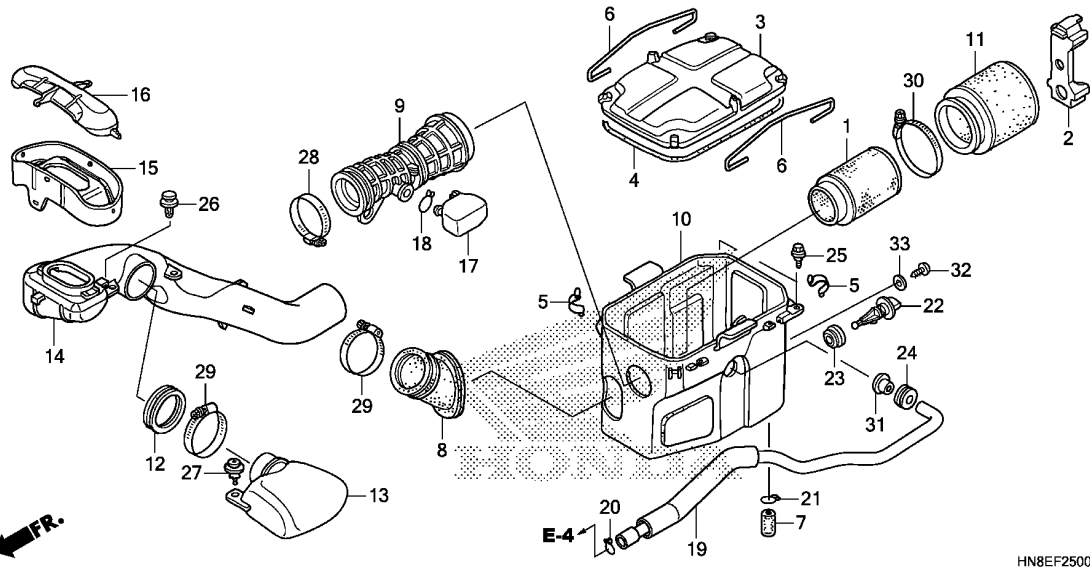


Ref. No.	L.O.N.	(Relative ref. Number) Description	F.R.T.
2	413150	(1) SEAT	0.1

Ref. No.	Part No.	Description	Reqd. QTY				Serial No.	Parts catalogue code
			E	TRX680FA F	G	H		
1	50370-HN8-000	HOOK, SEAT LOCK	1	1	1	1		
2	77100-HN8-760ZB	SEAT COMP. *NH1L*.....BLACK	1	1	1	1	----- ED	
	77100-HN8-B80ZA	*NH1L*.....BLACK	1	1	1	1	----- U	
3	77206-GF0-000	RUBBER, SEAT CUSHION	6	6	6	6		
4	93404-06014-07	BOLT-WASHER, 6X14	2	2	2	2		

F-25

AIR CLEANER



Ref. No.	L.O.N.	(Relative ref. Number) Description	F.R.T.
1	3121D5	BODY, AIR CLEANER ELEMENT	0.1
3		(4)	
	312102	COVER, AIR CLEANER CASE	0.1
8	3121B5	SEAL, AIR CLEANER DUCT	0.4
9	3121B6	TUBE, AIR CLEANER CONNECTING .	0.6
10	3121A5	CASE, AIR CLEANER	0.7
11	312105	ELEMENT, AIR CLEANER	0.2
13		(12)	
	3121D8	DUCT, RESONATOR	0.2
14	3121C2	DUCT, SNORKEL	0.2
17	3121C1	RESONATOR	0.2
22		(23)	
	617120	SENSOR, AIR TEMP	0.2

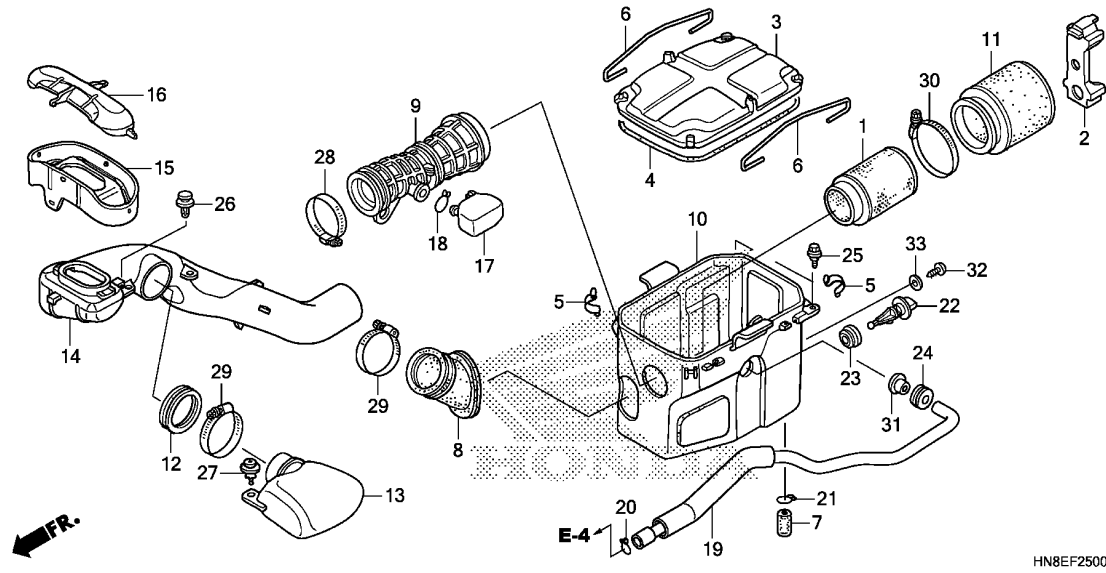
HN8EF2500

3

Ref. No.	Part No.	Description	Reqd. QTY				Serial No.	Parts catalogue code
			E	F	G	H		
1	17211-HP0-A00	BODY COMP., AIR CLEANER	1	1	1	1		
2	17212-HN8-A60	HOLDER, ELEMENT	1	1	1	1		
3	17217-HN8-000	LID, AIR CLEANER CASE	1	1	1	1		
4	17219-HN8-000	SEAL, AIR CLEANER COVER	1	1	1	1		
5	17223-HB3-003	SPRING, AIR CLEANER CASE LID						
		(TOYO)	4	4	4	4		
	17223-HM8-000	SPRING, AIR CLEANER CASE LID	4	4	4	4		
6	17223-HN8-000	SPRING, AIR CLEANER CASE LID	2	2	2	2		
7	17224-HM8-B40	TUBE, AIR CLEANER DRAIN	1	1	1	1		
8	17252-HN8-A60	SEAL, AIR CLEANER DUCT	1	1	1	1		
9	17253-HN8-A60	TUBE, AIR CLEANER CONNECTING	1	1	1	1		
10	17254-HN8-A60	CASE ASSY., AIR CLEANER	1	1	1	1		
11	17254-HP0-A00	ELEMENT, AIR CLEANER	1	1	1	1		
12	17257-HN8-000	SEAL, SNORKEL	1	1	1	1		
13	17258-HN8-000	DUCT, RESONATOR	1	1	1	1		
14	17259-HN8-A60	DUCT, SNORKEL	1	1	1	1		
15	17261-HN8-A00	COVER A, SNORKEL	1	1	1	1		
16	17262-HN8-A00	COVER B, SNORKEL	1	1	1	1		
17	17264-HN8-000	RESONATOR	1	1	1	1		
18	17316-611-000	CLIP, BREATHER TUBE	1	1	1	1		
19	17366-HN8-A60	TUBE COMP., BREATHER	1	1	1	1		
20	17724-102-700	CLIP, SUB TANK HOSE	1	1	1	1		
21	18532-634-670	CLIP, AIR HOSE, 21.5	1	1	1	1		
22	37880-MCA-003	SENSOR ASSY., AIR TEMPERATURE	1	1	1	1		
23	37881-MCA-003	GROMMET, TA SENSOR	1	1	1	1		

F-25

AIR CLEANER

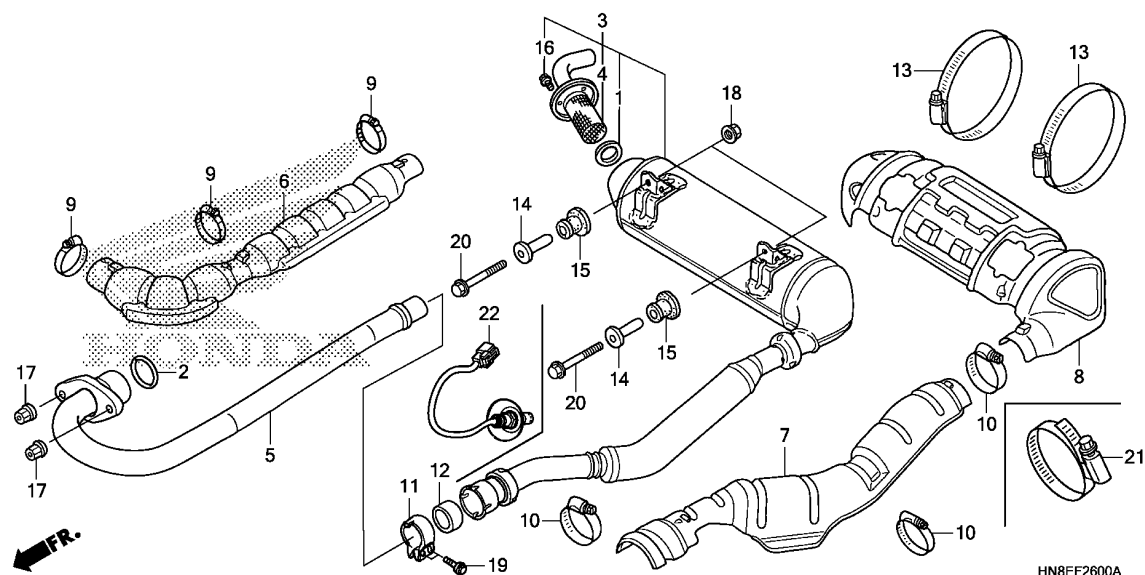


Ref. No.	Part No.	Description	Reqd. QTY				Serial No.	Parts catalogue code
			E	TRX680FA F G H				
24	80102-KFJ-900	GROMMET, RR. FENDER	1	1	1	1		
25	90111-162-000	BOLT, FLANGE, 6MM	2	2	2	2		
26	90653-HC4-900	CLIP, MUDGUARD	1	1	1	1		
27	90658-HN5-671	CLIP, LID	1	1	1	1		
28	90664-HM8-A60	BAND, CONNECTING TUBE(64) ...	1	1	1	1		
29	90668-HN2-830	BAND, AIR CONNECTING TUBE(68)	2	2	2	2		
30	90696-HN2-830	BAND, AIR CLEANER CONNECTING TUBE(96)	1	1	1	1		
31	91565-HN8-A60	COLLAR, AIR CLEANER BREATHER	1	1	1	1		
32	93911-25120	SCREW, TAPPING, 5X10(PO)	1	1	1	1		
33	94103-05800	WASHER, PLAIN, 5MM	1	1	1	1		



F-26

EXHAUST MUFFLER



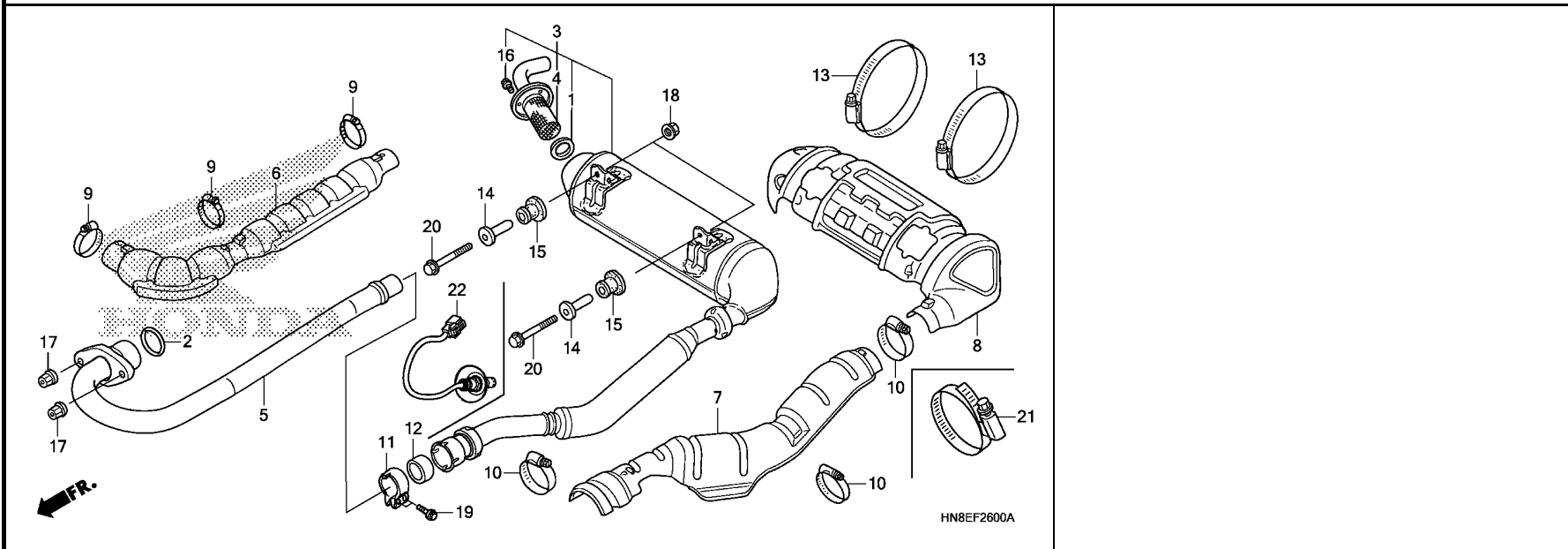
Ref. No.	L.O.N.	(Relative ref. Number) Description	F.R.T.
2	3131B4	GASKET, EXHAUST PIPE	0.3
3	313120	MUFFLER	0.7
4		(1)	
	3131C1	ARRESTER, SPARK	0.1
5	313110	PIPE, EXHAUST	0.4
6	313125	COVER, EXHAUST PIPE	0.4
7	4131M4	PROTECTOR, HEAT	0.7
8	411167	COVER, EXHAUST MUFFLER	0.6
22	617121	SENSOR, OXYGEN	1.0

3

Ref. No.	Part No.	Description	Reqd. QTY				Serial No.	Parts catalogue code
			E	F	G	H		
1	18291-KAE-870	GASKET, EX. PIPE	1	1	1	1		
2	18291-MM5-860	GASKET, EX. PIPE	1	1	1	1		
3	18300-HN8-A60	MUFFLER ASSY.	1	-	-	-		
	18300-HN8-F41	-	1	1	1		
4	18317-HN8-A60	ARRESTER COMP., SPARK	1	1	1	1		
5	18320-HN8-000	PIPE, EX.	1	1	1	1		
6	18321-HN8-A60	COVER, EX. PIPE	1	1	1	1		
7	18322-HN8-A60	PROTECTOR, HEAT	1	-	-	-		
	18322-HN8-F41	COVER, FR. MUFFLER	-	1	1	1		
8	18323-HN8-000	COVER, MUFFLER	1	-	-	-		
	18323-HN8-F40	-	1	1	1		
9	18325-HN2-000	BAND, EX. PIPE COVER	3	3	3	3		
10	18326-HN2-000	BAND, HEAT PROTECTOR	3	-	-	-		
	19087-HW1-690	CLAMP, WATER HOSE, 40-63MM ..	-	2	2	2		
11	18373-MR5-000	BAND, FR. EX. PIPE	1	1	1	1		
12	18392-MBH-000	PACKING, MUFFLER	1	1	1	1		
13	19084-HP0-A50	BAND, MUFFLER COVER(89-140MM)	2	2	2	2		
14	50607-KK6-000	COLLAR, MOUNTING RUBBER	2	-	-	-		
	50607-HN8-F40	-	2	2	2		
15	50608-HM7-000	RUBBER, MUFFLER MOUNTING	2	2	2	2		
16	90101-KCE-000	BOLT, FLANGE, 6X10	3	3	3	3		
17	90301-HM8-000	NUT, FLANGE, 8MM	2	2	2	2		
18	94050-08080	NUT, FLANGE, 8MM	2	2	2	2		
19	95701-08035-08	BOLT, FLANGE, 8X35	2	2	2	2		
20	95701-08050-08	BOLT, FLANGE, 8X50	2	2	2	2		

F-26

EXHAUST MUFFLER



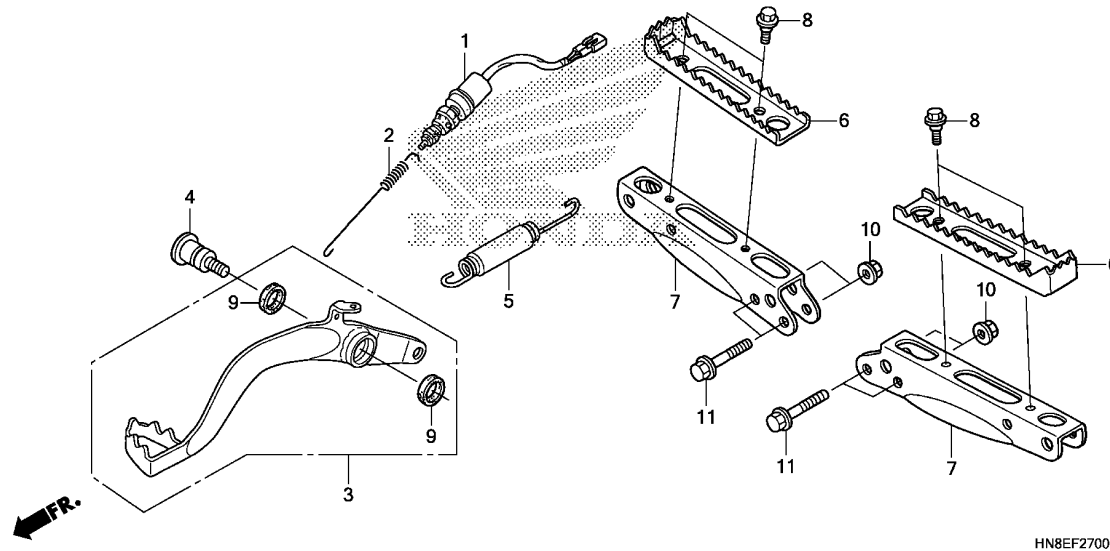
Ref. No.	Part No.	Description	Reqd. QTY				Serial No.	Parts catalogue code
			E	F	G	H		

21	19085-HW5-900	CLAMP, WATER HOSE, 70-95MM ..	-	1	1	1	
22	36531-HN8-F41	SENSOR, OXYGEN	-	1	1	1	



F-27

STEP/PEDAL



Ref. No.	L.O.N.	(Relative ref. Number) Description	F.R.T.
1	6151B5	SWITCH, REAR STOP :PEDAL SIDE (9)	0.6
3	810160	PEDAL, REAR BRAKE	0.3
6	4101C5	BAR, MAIN STEP :LEFT	0.1
	4101C6	BAR, MAIN STEP :RIGHT	0.1
	4101J1	BAR, MAIN STEP :BOTH	0.1
7	4101C3	BRACKET, STEP :LEFT	0.2
	4101C4	BRACKET, STEP :RIGHT	0.2
	4101N7	BRACKET, STEP :BOTH	0.4

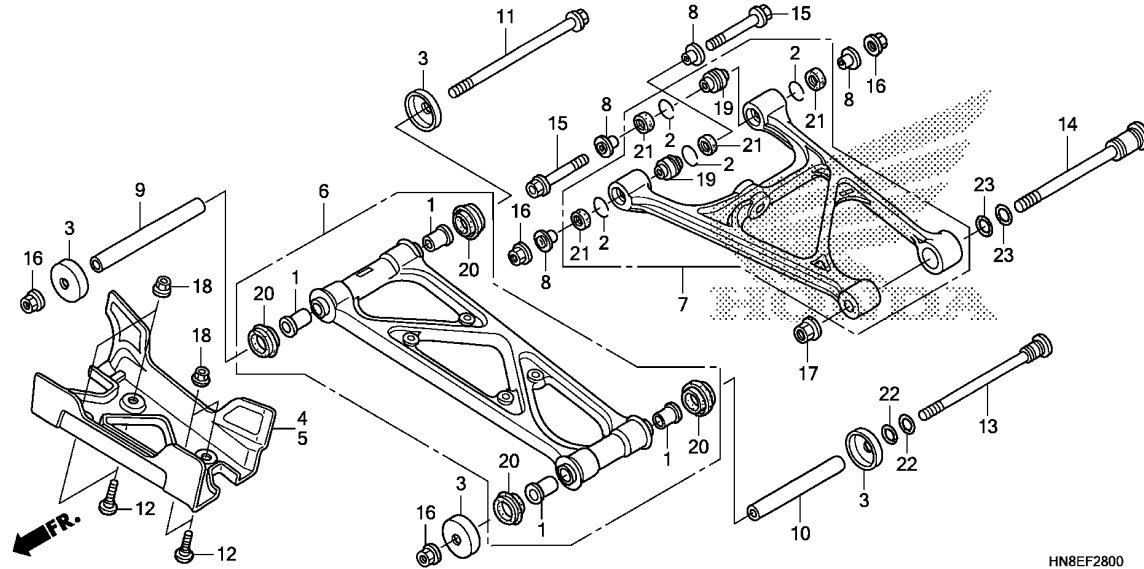
HN8EF2700

3

Ref. No.	Part No.	Description	Reqd. QTY				Serial No.	Parts catalogue code
			E	TRX680FA F	G	H		
1	35350-HN8-A60	SWITCH ASSY., RR. STOP	1	1	1	1		
2	35357-HN8-000	SPRING, STOP SWITCH	1	1	1	1		
3	46500-HN8-A60	PEDAL ASSY., BRAKE	1	1	1	1		
4	46513-MBN-670	SHAFT, BRAKE PIVOT	1	1	1	1		
5	46520-HN8-000	SPRING ASSY., RR. BRAKE	1	1	1	1		
6	50610-HN2-000	STEP	2	2	2	2		
7	50611-HN8-000	BRACKET, STEP	2	2	2	2		
8	90111-197-890	BOLT, FLANGE, 6MM	4	4	4	4		
9	91251-444-000	DUST SEAL, 15X20X2.5	2	2	2	2		
10	94050-08000	NUT, FLANGE, 8MM	4	4	4	4		
11	95801-08045-00	BOLT, FLANGE, 8X45	4	4	4	4		

F-28

REAR ARM(TRX680FAE)

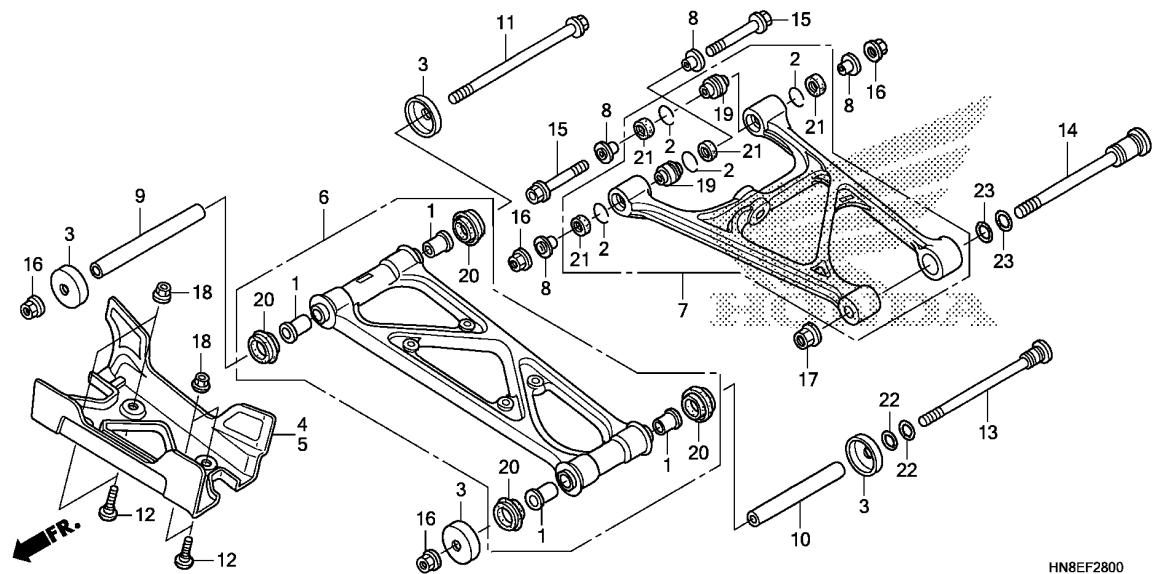


Ref. No.	L.O.N.	(Relative ref. Number) Description	F.R.T.
4	5121E8	GUARD, REAR LOWER ARM :RIGHT	0.1
5	5121E7	GUARD, REAR LOWER ARM :LEFT	0.1
6	5121F2	ARM, REAR LOWER :LEFT	0.4
	5121F2A	.Replace upper arm add	0.2
	5121F3	ARM, REAR LOWER :RIGHT	0.4
	5121F3A	.Replace upper arm add	0.2
	5121F4	ARM, REAR LOWER :BOTH	0.7
	5121F4A	.Replace both upper arm add	0.4
7	5121E9	ARM, REAR UPPER :LEFT	0.5
	5121E9A	.Replace lower arm add	0.1
	5121F0	ARM, REAR UPPER :RIGHT	0.5
	5121F0A	.Replace lower arm add	0.1
	5121F1	ARM, REAR UPPER :BOTH	0.9
	5121F1A	.Replace both lower arm add	0.2
19	5121F5	BEARING, REAR UPPER ARM :LEFT	0.7
	5121F5A	.Replace 1 bearing add	0.1
	5121F6	BEARING, REAR UPPER ARM :RIGHT	0.7
	5121F6A	.Replace 1 bearing add	0.1
	5121F7	BEARING, REAR UPPER ARM :ALL	1.5

Ref. No.	Part No.	Description	Reqd. QTY				Serial No.	Parts catalogue code
			E	F	G	H		
1	51108-HN2-000	BUSH, UPPER ARM (LOWER)	8	-	-	-		
2	51393-HB9-670	RING, STOPPER	8	-	-	-		
3	52206-HN8-000	CAP, ARM PIVOT	8	-	-	-		
4	52315-HN8-000	GUARD, R. RR.	1	-	-	-		
5	52316-HN8-000	GUARD, L. RR.	1	-	-	-		
6	52330-HN8-000	ARM SET, RR. LOWER	2	-	-	-		
7	52370-HN8-000	ARM ASSY., RR. UPPER	2	-	-	-		
8	52394-HN8-000	COLLAR, ARM PIVOT	8	-	-	-		
9	52463-HN8-000	COLLAR A, LOWER ARM	2	-	-	-		
10	52464-HN8-000	COLLAR B, LOWER ARM	2	-	-	-		
11	90102-HN8-000	BOLT, FLANGE, 10X170	2	-	-	-		
12	90111-HN8-000	BOLT, SOCKET, 6X23	8	-	-	-		
13	90127-HN8-000	BOLT, SOCKET, 10X147	2	-	-	-		
14	90128-HN8-000	BOLT, SOCKET, 12X130	2	-	-	-		
15	90183-HC0-770	BOLT, FLANGE, 10X62	4	-	-	-		
16	90305-HC0-770	NUT, SELF-LOCK, 10MM	8	-	-	-		
17	90305-HC4-000	NUT, SELF-LOCK, 12MM	2	-	-	-		
18	90343-ZE6-000	NUT, SELF-LOCK, 6MM	8	-	-	-		
19	91077-HB9-671	BEARING, SPECIAL, 10MM(MNB)	4	-	-	-		
	91077-HB9-672	BEARING, SPECIAL, 10MM (THOMPSON)	4	-	-	-		
20	91264-HN8-003	DUST SEAL, 24X36X7	8	-	-	-		
21	91265-HB9-671	DUST SEAL, FR. ARM PIVOT(ARAI (RR.))	8	-	-	-		

F-28

REAR ARM(TRX680FAE)



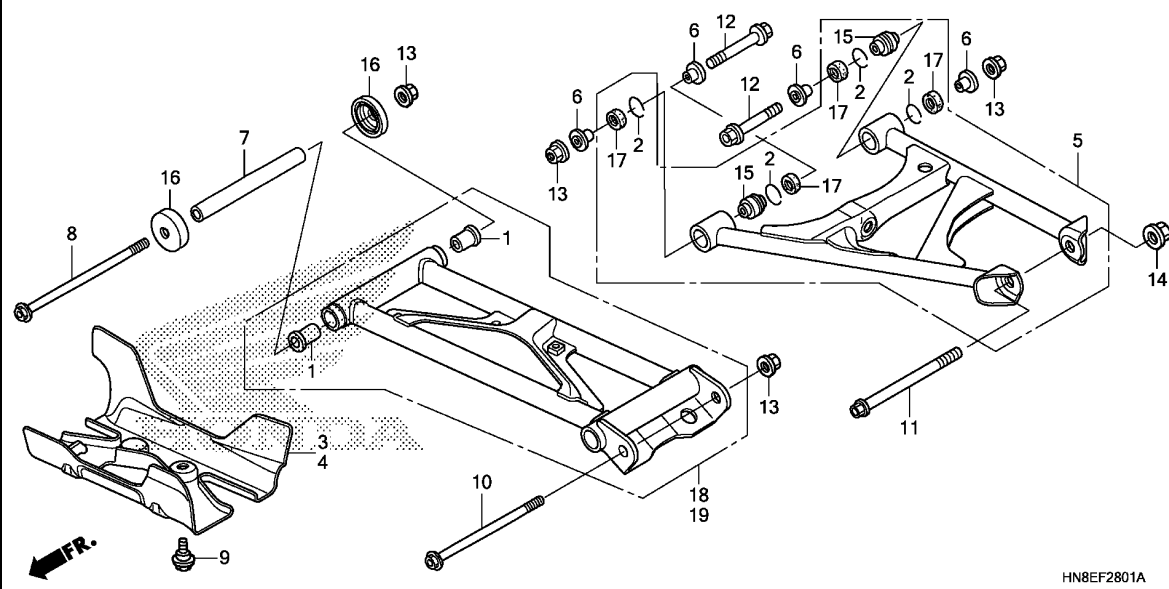
HN8EF2800

Ref. No.	Part No.	Description	Reqd. QTY				Serial No.	Parts catalogue code
			E	F	G	H		
22	91353-671-003	O-RING, 13.5X1.5(ARAI)	4	-	-	-		
23	91355-HN8-003	O-RING, 17X1.4	4	-	-	-		

3

F-28-1

REAR ARM(TRX680FAF,G,H)



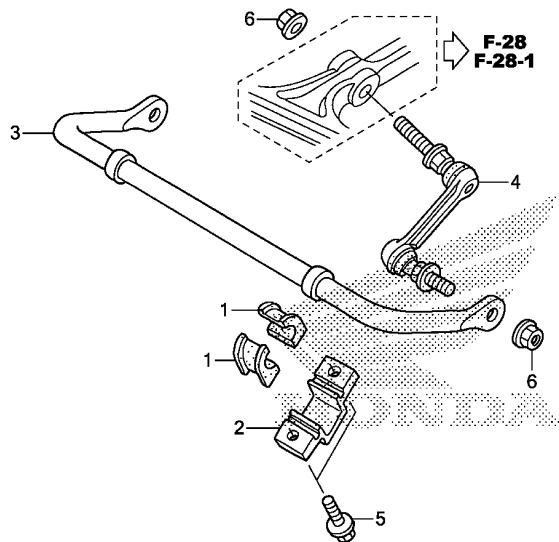
Ref. No.	L.O.N.	(Relative ref. Number) Description	F.R.T.
3	5121E8	GUARD, REAR LOWER ARM :RIGHT	0.1
4	5121E7	GUARD, REAR LOWER ARM :LEFT	0.1
5	5121E9	ARM, REAR UPPER :LEFT	0.5
	5121E9A	.Replace lower arm add	0.1
	5121F0	ARM, REAR UPPER :RIGHT	0.5
	5121F0A	.Replace lower arm add	0.1
	5121F1	ARM, REAR UPPER :BOTH	0.9
	5121F1A	.Replace both Lower arm add	0.2
15	5121F5	BEARING, REAR UPPER ARM :LEFT	0.7
	5121F5A	.Replace 1 bearing add	0.1
	5121F6	BEARING, REAR UPPER ARM :RIGHT	0.7
	5121F6A	.Replace 1 bearing add	0.1
	5121F7	BEARING, REAR UPPER ARM :ALL	1.5
18	5121F3	ARM, REAR LOWER :RIGHT	0.4
	5121F3A	.Replace upper arm add	0.2
19	5121F2	ARM, REAR LOWER :LEFT	0.4
	5121F2A	.Replace upper arm add	0.2
	5121F4	ARM, REAR LOWER :BOTH	0.7
	5121F4A	.Replace both upper arm add	0.4

Ref. No.	Part No.	Description	Reqd. QTY				Serial No.	Parts catalogue code
			E	F	G	H		
1	51108-HN2-000	BUSH, UPPER ARM (LOWER)	-	4	4	4		
2	51393-HB9-670	RING, STOPPER	-	8	8	8		
3	52315-HN8-F40	GUARD, R. RR.	-	1	1	1		
4	52316-HN8-F40	GUARD, L. RR.	-	1	1	1		
5	52370-HN8-F40	ARM ASSY., RR. UPPER	-	2	2	2		
6	52394-HN8-000	COLLAR, ARM PIVOT	-	8	8	8		
7	52463-HN8-000	COLLAR A, LOWER ARM	-	2	2	2		
8	90102-HN8-000	BOLT, FLANGE, 10X170	-	2	2	2		
9	90111-KT1-780	BOLT, FLANGE, 6MM	-	2	2	2		
10	90116-KW3-000	BOLT, FLANGE, 10X138	-	2	2	2		
11	90161-S30-000	BOLT, FLANGE, 12X113	-	2	2	2		
12	90183-HC0-770	BOLT, FLANGE, 10X62	-	4	4	4		
13	90305-HC0-770	NUT, SELF-LOCK, 10MM	-	8	8	8		
14	90305-HC4-000	NUT, SELF-LOCK, 12MM	-	2	2	2		
15	91077-HB9-671	BEARING, SPECIAL, 10MM(MNB)	-	4	4	4		
	91077-HB9-672	BEARING, SPECIAL, 10MM (THOMPSON)	-	4	4	4		
16	91261-HN8-F41	SEAL, PIVOT	-	4	4	4		
17	91265-HB9-671	DUST SEAL, FR. ARM PIVOT(ARAI) (RR.)	-	8	8	8		
18	52330-HN8-F40	ARM SET, R. RR. LOWER	-	1	1	1		
19	52340-HN8-F40	ARM SET, L. RR. LOWER	-	1	1	1		



F-29

STABILIZER



HN8EF2900A

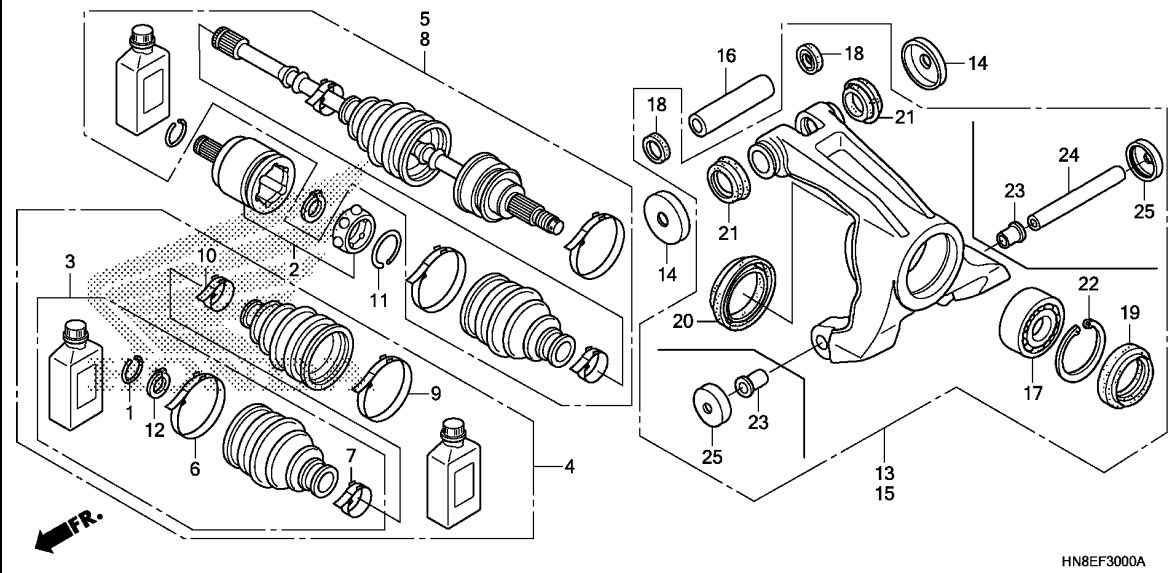
Ref. No.	L.O.N.	(Relative ref. Number) Description	F.R.T.
3	5121F8	SPRING, REAR STABILIZER	0.4
4	5121F9	LINK, REAR STABILIZER :LEFT ..	0.2
	5121G0	LINK, REAR STABILIZER :RIGHT ..	0.2
	5121G1	LINK, REAR STABILIZER :BOTH ..	0.4

3

Ref. No.	Part No.	Description	Reqd. QTY				Serial No.	Parts catalogue code
			E	TRX680FA F	G	H		
1	52307-HN8-003	BUSH, RR. STABILIZER	4	4	4	4		
2	52308-HN8-000	HOLDER, STABILIZER BUSH	2	2	2	2		
3	52310-HN8-003	SPRING COMP., RR. STABILIZER (19)	1	1	1	1		
4	52320-HN8-003	LINK COMP., STABILIZER RR. ..	2	-	-	-		
	52320-HN8-F41	-	2	2	2		
5	90115-HA7-670	BOLT, FLANGE, 8X20	4	4	4	4		
6	90305-HC0-770	NUT, SELF-LOCK, 10MM	4	4	4	4		

F-30

REAR KNUCKLE



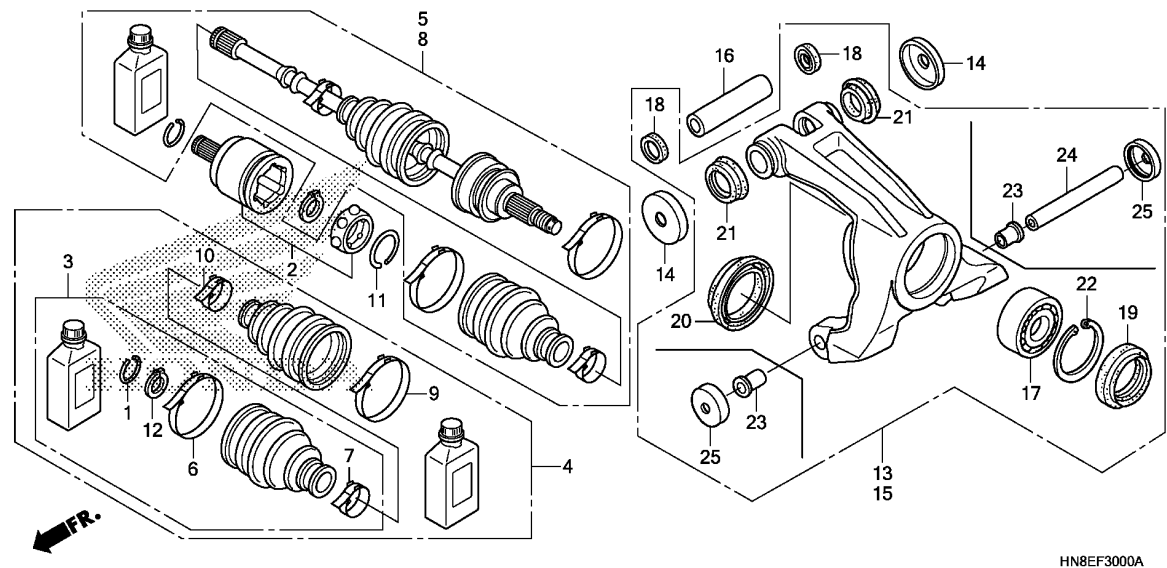
Ref. No.	L.O.N.	(Relative ref. Number) Description	F.R.T.
2	2131J3	JOINT, REAR INBOARD :LEFT	0.7
	2131J4	JOINT, REAR INBOARD :RIGHT ...	0.7
	2131J5	JOINT, REAR INBOARD :BOTH	1.4
3	2131J9	BOOT, REAR INBOARD :LEFT	0.7
	2131K0	BOOT, REAR INBOARD :RIGHT	0.7
	2131K1	BOOT, REAR INBOARD :BOTH	1.4
4	2131M5	BOOT SET, REAR DRIVESHAFT :LEFT	0.8
	2131M6	BOOT SET, REAR DRIVESHAFT :RIGHT	0.8
	2131M7	BOOT SET, REAR DRIVESHAFT :BOTH	1.6
5	2131J1	DRIVESHAFT SET, REAR :RIGHT ..	0.7
8	2131J0	DRIVESHAFT SET, REAR :LEFT ...	0.7
	2131J2	DRIVESHAFT SET, REAR :BOTH ...	1.3
13	5121G3	REAR KNUCKLE :RIGHT	0.4
15	5121G2	REAR KNUCKLE :LEFT	0.4
	5121G4	REAR KNUCKLE :BOTH	0.7
17	5121G5	BEARING, REAR KNUCKLE :LEFT ..	0.5
	5121G6	BEARING, REAR KNUCKLE :RIGHT ..	0.5
	5121G7	BEARING, REAR KNUCKLE :BOTH ...	0.9

Ref. No.	Part No.	Description	Reqd. QTY				Serial No.	Parts catalogue code
			E	TRX680FA F	G	H		
1	42206-HN8-003	RING, SNAP	2	2	2	2		
2	42220-HN8-003	JOINT COMP., INBOARD	2	2	2	2		
3	42230-HN8-305	BOOT SET, INBOARD	2	2	2	2		
4	42240-HN8-305	BOOT SET	2	2	2	2		
5	42250-HN8-003	SHAFT SET, R. RR. DRIVE	1	1	1	1		
6	42336-SN4-901	BAND, INBOARD BOOT	2	2	2	2		
7	42339-SJ6-003	BAND B, SHAFT BOOT	2	2	2	2		
8	42350-HN8-003	SHAFT SET, L. RR. DRIVE	1	1	1	1		
9	44316-SJ7-003	BAND, OUTBOARD BOOT	2	2	2	2		
10	44318-SJ7-003	BAND, SHAFT BOOT	2	2	2	2		
11	44337-ST5-003	RING, SNAP	2	2	2	2		
12	44338-ST5-003	CIRCLIP	2	2	2	2		
13	52200-HN8-000	KNUCKLE ASSY., R. RR.	1	-	-	-		
	52200-HN8-F40	-	1	1	1		
14	52207-HN8-000	CAP, PIVOT, 12X36	4	4	4	4		
15	52250-HN8-000	KNUCKLE ASSY., L. RR.	1	-	-	-		
	52250-HN8-F40	-	1	1	1		
16	52263-HN8-000	COLLAR, RR. KNUCKLE	2	2	2	2		
17	91051-HN8-003	BEARING, ANGULAR BALL, 34X58X24	2	2	2	2		
18	91208-PG1-003	DUST SEAL, 18X23X4 (ARAI)	4	4	4	4		
19	91209-HN8-003	DUST SEAL, 42X59X6	2	2	2	2		
20	91211-HN8-003	DUST SEAL, 44X62X7	2	2	2	2		
21	91262-HN8-003	DUST SEAL, 28X36X7	4	4	4	4		
22	94520-60000	CIRCLIP, INTERNAL, 60MM	2	2	2	2		



F-30

REAR KNUCKLE



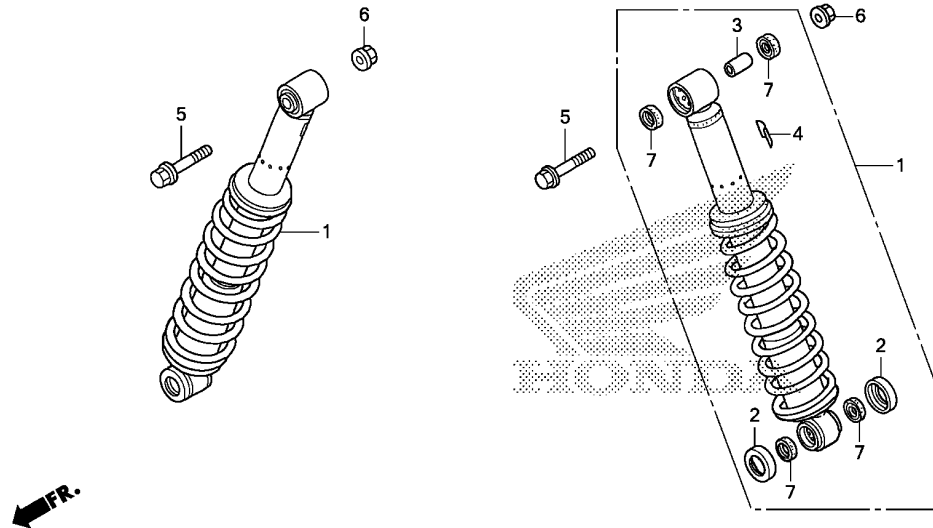
HN8EF3000A

Ref. No.	Part No.	Description	Reqd. QTY				Serial No.	Parts catalogue code
			E	TRX680FA F	G	H		
23	51108-HN2-000	BUSH, UPPER ARM	-	4	4	4		
24	52464-HN8-000	COLLAR B, LOWER ARM	-	2	2	2		
25	91261-HN8-F41	SEAL, PIVOT	-	4	4	4		

3

F-31

REAR CUSHION



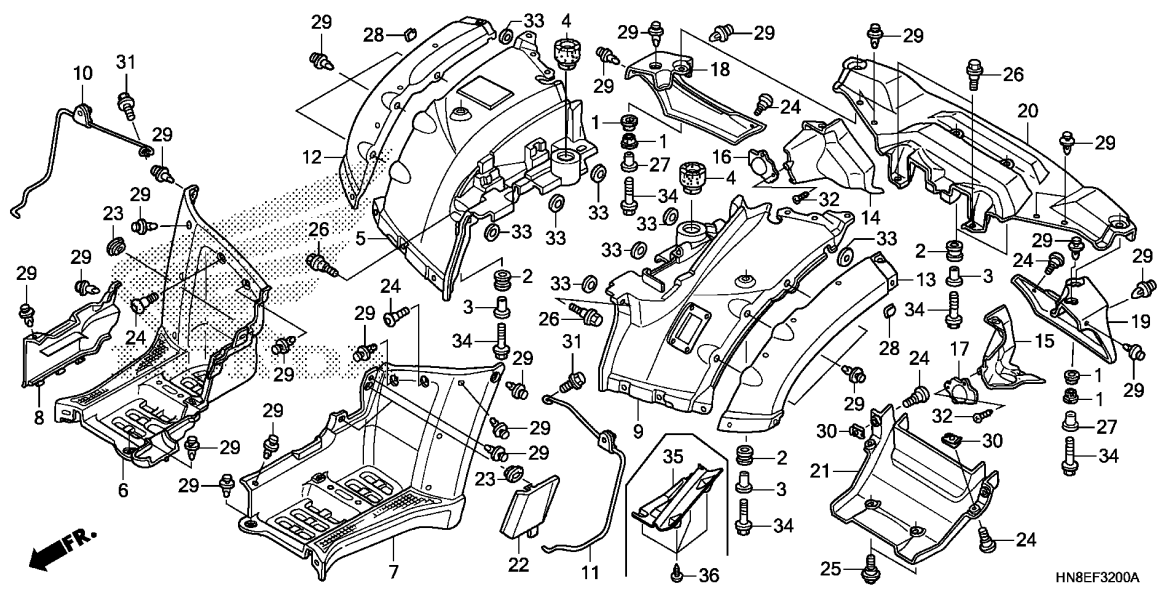
HN8EF3100

Ref. No.	L.O.N.	(Relative ref. Number) Description	F.R.T.
1	5121B6	CUSHION ASSY., REAR :LEFT	0.3
	5121B7	CUSHION ASSY., REAR :RIGHT	0.3
	5121B8	CUSHION ASSY., REAR :BOTH	0.5

Ref. No.	Part No.	Description	Reqd. QTY				Serial No.	Parts catalogue code
			E	TRX680FA F G H				
1	52400-HN8-761	CUSHION ASSY., RR.	2	-	-	-	-----	ED
	52400-HN8-A61	2	-	-	-	-----	U
	52400-HN8-F51	-	2	2	2	-----	ED
	52400-HN8-F41	-	2	2	2	-----	U
2	52456-HN8-003	GUIDE, DUST SEAL	4	4	4	4		
3	52486-HN6-003	COLLAR, BUSH	2	2	2	2		
4	87516-MCA-G60	LABEL, RR. DAMPER (PICTOGRAPH)	2	2	2	2	-----	ED
	87516-KV6-610	LABEL, RR. DAMPER (ENGLISH)	2	2	2	2	-----	U
5	90120-HC4-000	BOLT, FLANGE, 10X50	2	2	2	2		
6	90305-HC0-770	NUT, SELF-LOCK, 10MM	2	2	2	2		
7	91351-HN8-003	DUST SEAL	8	8	8	8		

F-32

REAR FENDER



Ref. No.	L.O.N.	(Relative ref. Number) Description	F.R.T.
5	4131R0	FENDER, REAR :RIGHT	0.4
6	4131N2	MUDGUARD, CENTER :RIGHT	0.1
7	4131N1	MUDGUARD, CENTER :LEFT	0.1
9	4131Q9	FENDER, REAR :LEFT	0.4
	4131R1	FENDER, REAR :BOTH	0.8
12	4131R3	MUDGUARD, REAR SIDE :RIGHT ...	0.1
13	4131R2	MUDGUARD, REAR SIDE :LEFT	0.1
18	4131G6	MUDGUARD :RIGHT REAR	0.2
19	4131G5	MUDGUARD :LEFT REAR	0.2
20	4131G4	MUDGUARD :REAR	0.8
21	313121	PROTECTOR, MUFFLER	0.1
35	4131CA	PROTECTOR, HEAT(A)	0.4

3

Ref. No.	Part No.	Description	Reqd. QTY				Serial No.	Parts catalogue code
			E	F	G	H		
1	33718-GE2-690	RUBBER, TAILLIGHT SETTING ...	4	4	4	4		
2	61103-HM5-850	RUBBER, FR. FENDER MOUNTING (RR.)	4	4	4	4		
3	61104-357-000	COLLAR, FR. FENDER (RR.)	4	4	4	4		
4	77207-HA0-000	CUSHION, SEAT MOUNTING	2	2	2	2		
5	80100-HN8-000ZB	FENDER, R. RR.	1	1	1	1		
	R232PATRIOT RED	1	1	1	1		
	80100-HN8-000ZA	*G152*.....ADVENTURE GREEN	1	1	1	-		
	80100-HN8-000ZG	*YR252R*.....SANDSTONE BEIGE R	1	-	-	-		
6	80121-HN8-650ZA	MUDGUARD, R. CENTER	1	1	1	1		
	NH1BLACK	1	1	1	1		
7	80122-HN8-650ZA	MUDGUARD, L. CENTER	1	1	1	1		
	NH1BLACK	1	1	1	1		
8	80123-HN8-000ZA	COVER, R. ENGINE SUB	1	1	1	1		
	NH1BLACK	1	1	1	1		
9	80200-HN8-760ZA	FENDER, L. RR.	1	-	-	-		ED
	G152ADVENTURE GREEN	1	-	-	-		ED
	R232PATRIOT RED	1	-	-	-		ED
	YR252RSANDSTONE BEIGE R	1	-	-	-		ED
	G152ADVENTURE GREEN	1	-	-	-		U
	R232PATRIOT RED	1	-	-	-		U
	YR252RSANDSTONE BEIGE R	1	-	-	-		U
	R232PATRIOT RED	-	1	1	1		ED
	R232PATRIOT RED	-	1	1	1		U
	G152ADVENTURE GREEN	-	1	1	-		ED
	G152ADVENTURE GREEN	-	1	1	-		U
10	80217-HN8-000	STAY, R. RR. FENDER	1	1	1	1		

F-32

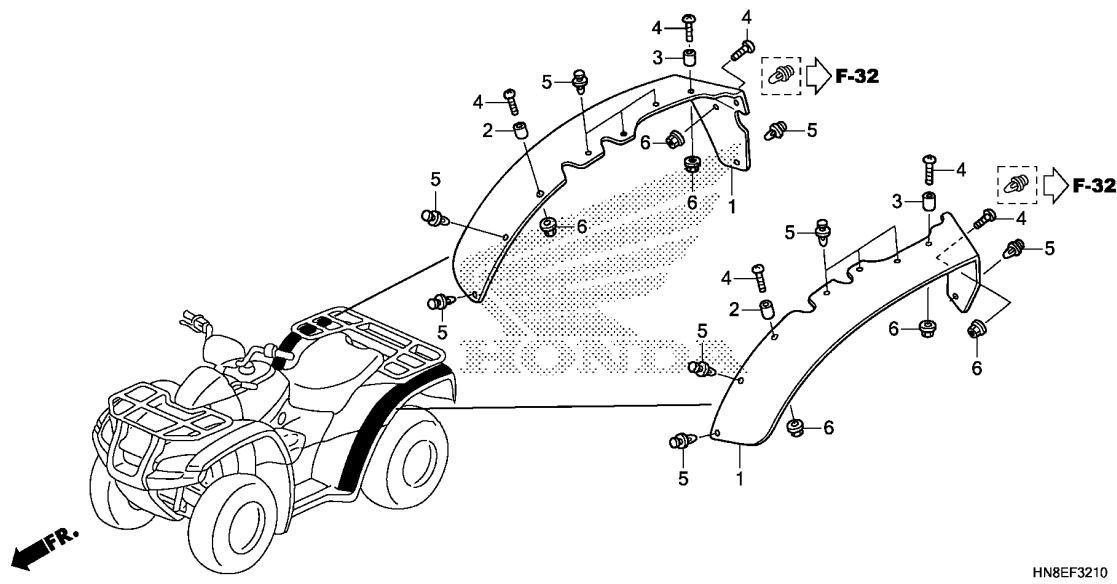
REAR FENDER

Ref. No.	Part No.	Description	Reqd. QTY				Serial No.	Parts catalogue code
			E	TRX680FA F	G	H		
11	80218-HN8-000	STAY, L. RR. FENDER	1	1	1	1		
12	80220-HN8-650ZA	MUDGUARD, R. RR. SIDE *NH1*.....BLACK	1	1	1	1		
13	80221-HN8-650ZA	MUDGUARD, L. RR. SIDE *NH1*.....BLACK	1	1	1	1		
14	80235-HN8-000	PROTECTOR, R. TAILLIGHT COVER	1	1	1	1		
15	80236-HN8-000	PROTECTOR, L. TAILLIGHT COVER	1	1	1	1		
16	80240-HN8-000	CAP, R. TAILLIGHT COVER	1	1	1	1		
17	80241-HN8-000	CAP, L. TAILLIGHT COVER	1	1	1	1		
18	80255-HN8-650ZA	MUDGUARD, R. RR. *NH1*.....BLACK	1	1	1	1		
19	80260-HN8-650ZA	MUDGUARD, L. RR. *NH1*.....BLACK	1	1	1	1		
20	80270-HN8-A00ZA	MUDGUARD ASSY., RR. *NH1*.....BLACK	1	1	1	1		
21	81320-HN8-000ZA	PROTECTOR, MUFFLER *NH1*.....BLACK	1	1	1	1		
22	83130-HN8-000ZA	LID, OIL *NH1*.....BLACK	1	1	1	1		
23	83551-MA6-000	GROMMET, SIDE COVER	3	3	3	3		
24	90102-HN5-670	SCREW, SPECIAL, 6X8	8	8	8	8		
25	90111-187-000	BOLT, FLANGE, 6MM	2	2	2	2		
26	90111-197-890	BOLT, FLANGE, 6MM	4	4	4	4		
27	90503-KE1-000	COLLAR, 6.3X13.5	2	2	2	2		
28	90651-HN8-000	U-CLIP	2	2	2	2		
29	90653-HC4-900	CLIP, MUDGUARD	31	31	31	31		
30	90675-SA5-003	NUT, CLIP, 6MM	4	4	4	4		
31	93404-06014-07	BOLT-WASHER, 6X14	2	2	2	2		
32	93903-24320	SCREW, TAPPING, 4X12	2	2	2	2		
33	94103-08800	WASHER, PLAIN, 8MM	8	8	8	8		
34	95701-06022-00	BOLT, FLANGE, 6X22	6	6	6	6		
35	80211-HN8-F40	PROTECTOR, HEAT	-	1	1	1		
36	93903-25220	SCREW, TAPPING, 5X12	-	4	4	4		



F-32-10

OVER FENDER



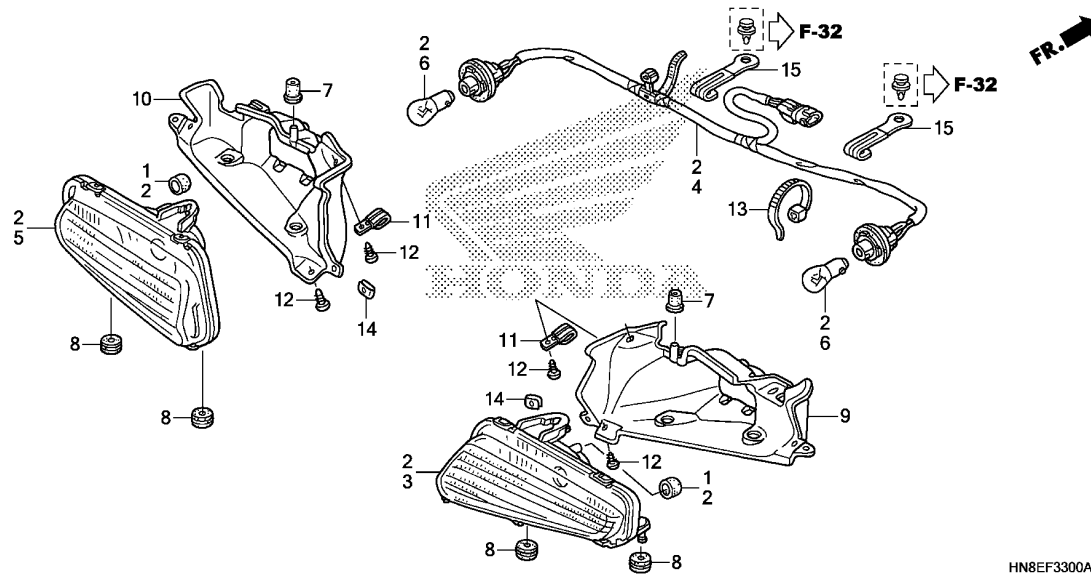
Ref. No.	L.O.N.	(Relative ref. Number) Description	F.R.T.
1	4131N0	FENDER, OVER :LEFT	0.1
	4131R4	FENDER, OVER :RIGHT	0.1
	4131U9	FENDER, OVER :BOTH	0.2

3

Ref. No.	Part No.	Description	Reqd. QTY				Serial No.	Parts catalogue code
			E	TRX680FA F	G	H		
1	80280-HN8-650	FENDER, OVER	2	2	2	2		
2	80281-HN8-650	COLLAR, OVER FENDER, 6.1X10.5	2	2	2	2		
3	84906-118-000	COLLAR, NUMBER BRACKET SETTING	2	2	2	2		
4	90001-GW2-000	SCREW, TRUSS, 6X20	6	6	6	6		
5	90653-HC4-900	CLIP, MUDGUARD	12	12	12	12		
6	94050-06000	NUT, FLANGE, 6MM	6	6	6	6		

F-33

TAILLIGHT



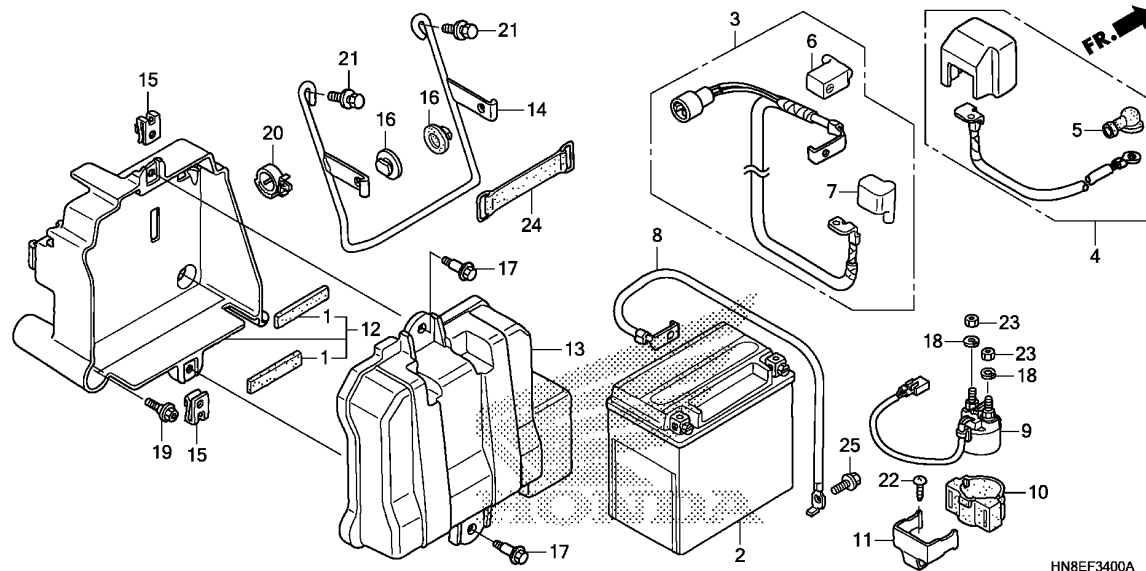
Ref. No.	L.O.N.	(Relative ref. Number) Description	F.R.T.
2	6161H2	TAILLIGHT ASSEMBLY (9)	0.4
3	6161D7	TAILLIGHT UNIT :RIGHT	0.2
4	6161E7	SOCKET, TAILLIGHT (10)	0.4
5	6161D6	TAILLIGHT UNIT :LEFT	0.2
	6161N2	TAILLIGHT UNIT :BOTH	0.4
6	6161G1	BULB, TAILLIGHT	0.1

.NOTE: Same time for two units

Ref. No.	Part No.	Description	Reqd. QTY				Serial No.	Parts catalogue code
			E	TRX680FA F	G	H		
1	33113-MBW-D21	PIPE, CP	2	2	2	2		
2	33700-HN8-003	TAILLIGHT ASSY.(12V 21/5W)	1	-	-	-		
	33700-HN8-F41		-	1	1	1		
3	33710-HN8-003	LENS COMP., R. TAILLIGHT	1	1	1	1		
4	33720-HN8-003	SOCKET COMP., TAILLIGHT	1	-	-	-		
	33720-HN8-F41		-	1	1	1		
5	33760-HN8-003	LENS COMP., L. TAILLIGHT	1	1	1	1		
6	34906-447-711	BULB, TAIL & STOP LIGHT (12V 21/5W) (STANLEY)	2	2	2	2		
7	61312-149-300	BOOT, HEADLIGHT BRACKET	2	2	2	2		
8	80219-HC4-000	RUBBER, TAILLIGHT MOUNTING	4	4	4	4		
9	80230-HN8-000	COVER, R. TAILLIGHT	1	1	1	1		
10	80231-HN8-000	COVER, L. TAILLIGHT	1	1	1	1		
11	90010-GEO-710	CLIP, TUBE	2	2	2	2		
12	90123-HN8-000	SCREW, TAPPING, 6X16	6	6	6	6		
13	90652-KT1-771	BAND, WIRE(BLACK)	1	1	1	1		
14	90675-SA5-003	NUT, CLIP, 6MM	2	2	2	2		
15	91405-MG1-000	CLIP, WIRE HARNESS	2	2	2	2		

F-34

BATTERY



Ref. No.	L.O.N.	(Relative ref. Number) Description	F.R.T.
2	610100	BATTERY	0.2
3	610105	CABLE, POSITIVE BATTERY	0.5
4	612115	CABLE, STARTER MOTOR	0.5
8	610110	CABLE, NEGATIVE BATTERY	0.6
9	615113	SWITCH, STARTER MAGNETIC	0.6
12	410185	BOX, BATTERY	0.5
13	6101A1	COVER, BATTERY	0.1

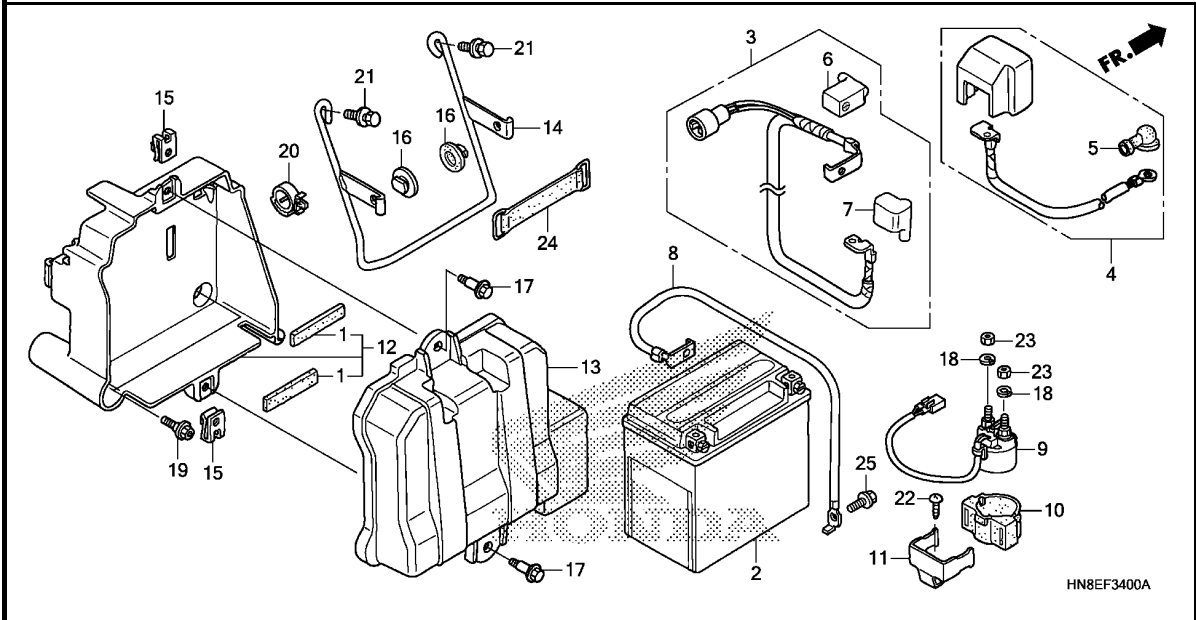
HN8EF3400A

3

Ref. No.	Part No.	Description	Reqd. QTY				Serial No.	Parts catalogue code
			E	F	G	H		
1	17511-HM5-670	RUBBER, TANK SPACER	2	2	2	2		
2	31500-MCA-003	BATTERY (YTX20L-BS) (YUASA) ...	1	1	1	1	----- U	
	31500-HN8-761	BATTERY (YTX20L-BS) (GS YUASA)	1	1	-	-	----- ED	
	31500-HN8-F11	-	-	1	1	----- ED	
3	32401-HN8-650	CABLE, BATTERY RELAY	1	1	1	1		
4	32405-HN8-000	CABLE, STARTER MOTOR	1	1	1	1		
5	32411-473-000	COVER, TERMINAL	1	1	1	1		
6	32412-HN8-650	COVER, BATTERY TERMINAL	1	1	1	1		
7	32416-HN8-300	COVER, MAGNETIC SWITCH						
8	32601-HN8-650	CABLE, BATTERY EARTH	1	1	1	1		
9	35850-HN8-003	SWITCH ASSY., STARTER MAGNETIC	1	1	1	1		
10	35856-425-000	RUBBER, MAGNETIC SHOCK	1	1	1	1		
11	50326-HC4-000	STAY, STARTER MAGNETIC	1	1	1	1		
12	50400-HN8-A60	BOX, BATTERY	1	1	1	1		
13	50403-HN8-000	COVER, BATTERY	1	1	1	1		
14	50404-HN8-000	ROD, BATTERY BOX	1	1	1	1		
15	64529-KCH-780	NUT, CLIP, 6MM	2	2	2	2		
16	77103-GK4-000	RUBBER, SEAT STOPPER	2	2	2	2		
17	90020-438-000	BOLT, FLANGE, 6X20	2	2	2	2		
18	90052-ZA0-800	WASHER, SPRING, 6MM	2	2	2	2		
19	90104-KAB-000	BOLT, FLANGE, 6MM	2	2	2	2		
20	90684-ZA0-601	CLIP, HARNESS	1	1	1	1		
21	93404-08020-07	BOLT-WASHER, 8X20	2	2	2	2		
22	93903-25220	SCREW, TAPPING, 5X12	1	1	1	1		

F-34

BATTERY



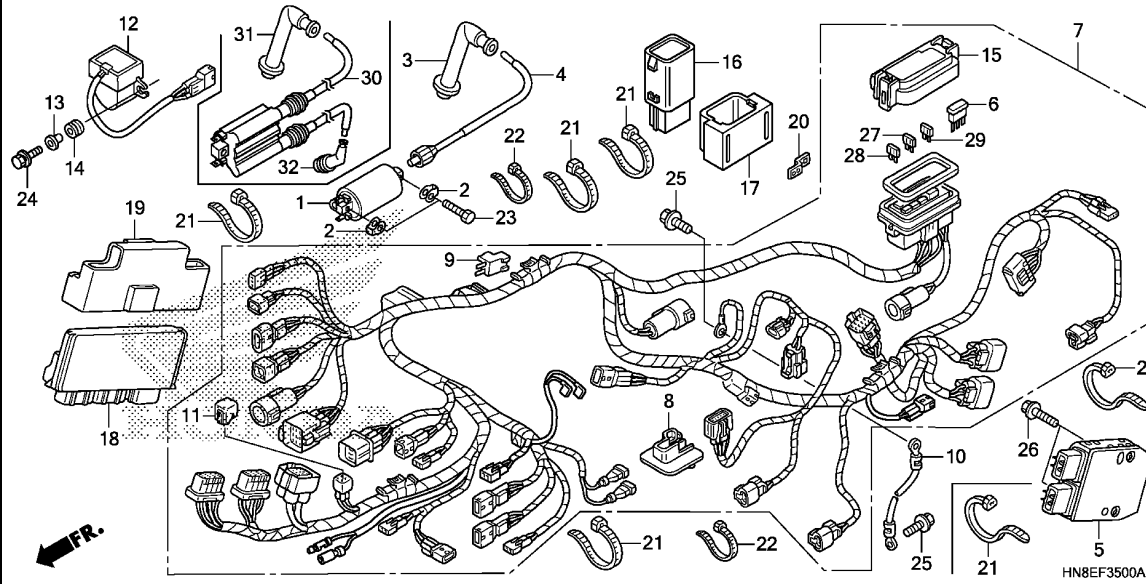
Ref. No.	Part No.	Description	Reqd. QTY				Serial No.	Parts catalogue code
			E	F	G	H		

23	94002-06390-0S	NUT, HEX., 6MM	2	2	2	2		
24	95012-17001	BAND F, BATTERY (155MM)	1	1	1	1		
25	95701-06012-00	BOLT, FLANGE, 6X12	1	1	1	1		



F-35

WIRE HARNESS



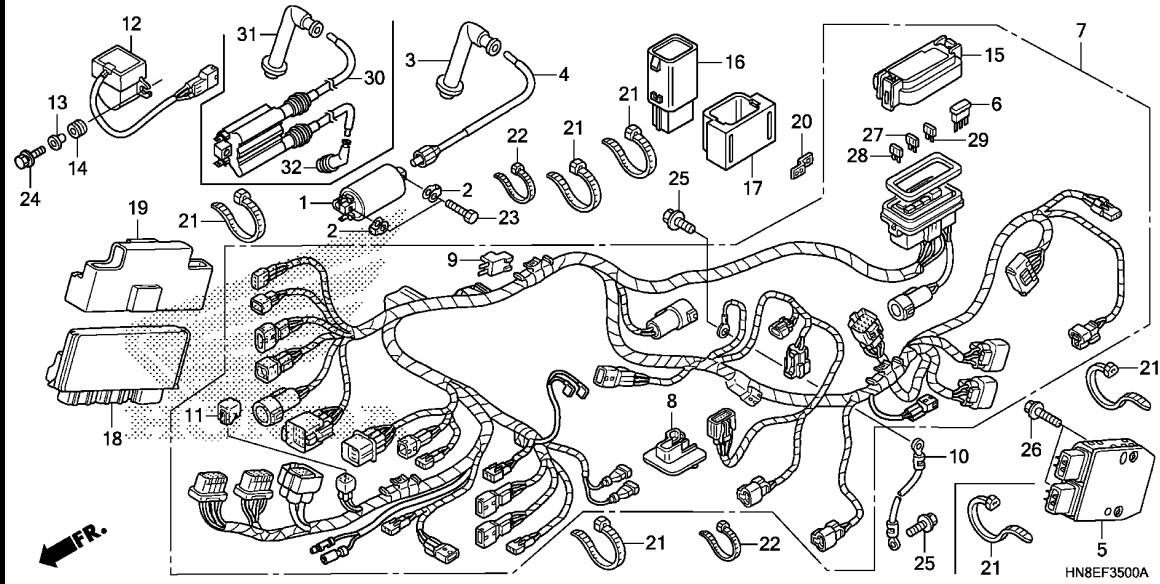
Ref. No.	L.O.N.	(Relative ref. Number) Description	F.R.T.
1		(4)	
1	614105	COIL, IGNITION	0.5
5	6131B2	RECTIFIER, REGULATE	0.6
6	6131B4	DIODE, THREE WAY	0.2
7	611100	HARNESS, WIRE	1.5
10	6111E9	CORD, EARTH	0.2
12	617125	SENSOR, BANK ANGLE	0.6
16	611155	RELAY, MAIN	0.6
18	618135	ENGINE CONTROL MODULE(ECM) ...	0.3
30	6141D1	COIL, IGNITION(A)	0.6

3

Ref. No.	Part No.	Description	Reqd. QTY				Serial No.	Parts catalogue code
			E	F	G	H		
1	30500-MBG-003	COIL COMP., IGNITION	1	-	-	-		
2	30520-ML7-000	SPACER, IGNITION COIL	2	2	2	2		
3	30700-HN8-003	CAP ASSY., NOISE SUPPRESSOR ..	1	-	-	-		
4	30731-HN8-A60	CORD ASSY., HIGH TENSION ...	1	-	-	-		
5	31600-HP0-A01	RECTIFIER ASSY., REGULATOR ..	1	-	-	-		
	31600-MGZ-J01	-	1	1	1		
6	31730-MAS-601	DIODE ASSY., THREE WAY (SUMITOMO)	1	1	1	1		
7	32100-HN8-700	HARNESS, WIRE	1	-	-	-		
	32100-HN8-F50	-	1	1	1		
8	32107-HN8-A60	COVER, CONNECTOR	1	1	1	1		
9	32146-S84-003	CONNECTOR, DIODE(2P)(3A)	1	-	-	-		
10	32603-HN8-000	CABLE, EARTH	1	1	1	1		
11	32606-GEV-761	CAP, DUMMY(4P)(RED)	1	1	1	1		
12	35161-HN8-A61	SENSOR COMP., BANK ANGLE	1	-	-	-		
	35161-HN8-F41	-	1	1	1		
13	35162-MN5-003	COLLAR	2	2	2	2		
14	35163-MN5-003	GROMMET	2	2	2	2		
15	38220-HN8-B40	COVER SET, FUSE	1	1	1	1		
16	38580-HP5-601	RELAY, WATER PROOF(15AX2) ...	1	1	1	1		
17	38585-HN8-B41	CUSHION, RELAY	1	1	1	1		
18	38770-HN8-B41	PGM-FI UNIT	1	-	-	-		
	38770-HN8-F42	-	1	1	1		
19	38771-HN8-A60	CUSHION, PGM-FI UNIT	1	1	1	1		
20	50327-HN5-670	STAY A, COUPLER	1	1	1	1		

F-35

WIRE HARNESS

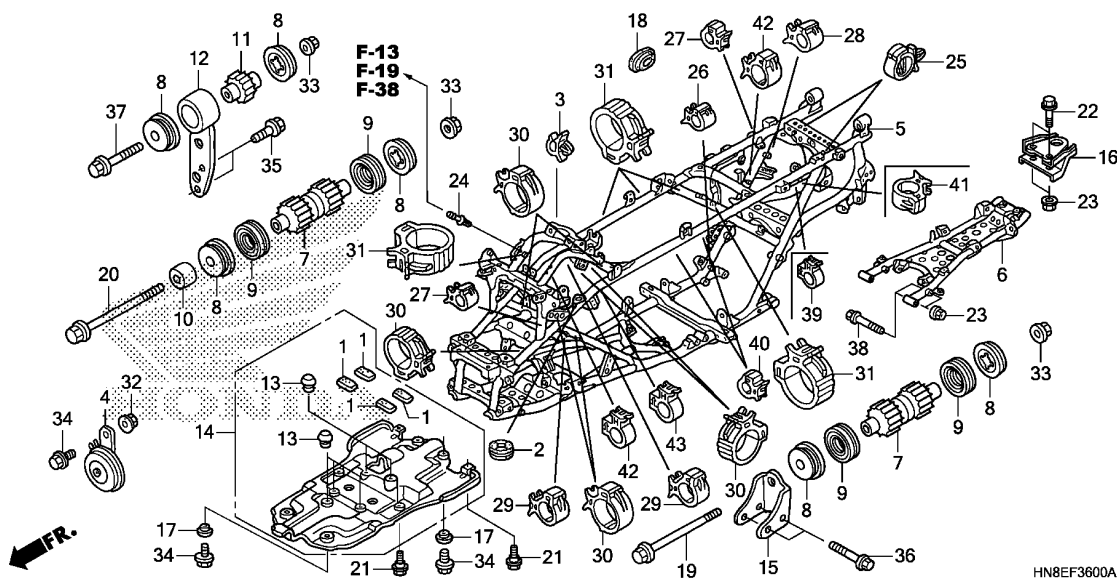


Ref. No.	Part No.	Description	Reqd. QTY				Serial No.	Parts catalogue code
			E	TRX680FA F	G	H		
21	90651-KV6-003	BAND, WIRE, 165MM(BLACK)	5	6	6	6		
22	90652-KT1-771	BAND, WIRE(BLACK)	2	2	2	2		
23	92101-06020-4J	BOLT, HEX., 6X20	2	2	2	2		
24	93401-04020-08	BOLT-WASHER, 4X20	2	2	2	2		
25	95701-06012-00	BOLT, FLANGE, 6X12	2	2	2	2		
26	95701-06025-00	BOLT, FLANGE, 6X25	2	-	-	-		
	95701-06020-00	BOLT, FLANGE, 6X20	-	2	2	2		
27	98200-41000	FUSE, MINI(10A)	4	4	4	4		
28	98200-41500	FUSE, MINI(15A)	3	3	3	3		
29	98200-43000	FUSE, MINI(30A)	3	3	3	3		
30	30510-HN8-F41	COIL ASSY., IGNITION	-	1	1	1		
31	30700-HL1-A21	CAP ASSY., NOISE SUPPRESSOR -	-	1	1	1		
32	30701-HN8-F41	CAP ASSY., NOISE SUPPRESSOR (NGK)	-	1	1	1		



F-36

FRAME BODY



Ref. No.	L.O.N.	(Relative ref. Number) Description	F.R.T.
4	616169	HORN	0.1
5	410100	BODY, FRAME	8.3
		.INCLUDES: Engine removal and installation	
6	4101A5	FRAME :REAR	0.7
14	4101F7	GUARD, ENGINE :FRONT	0.2

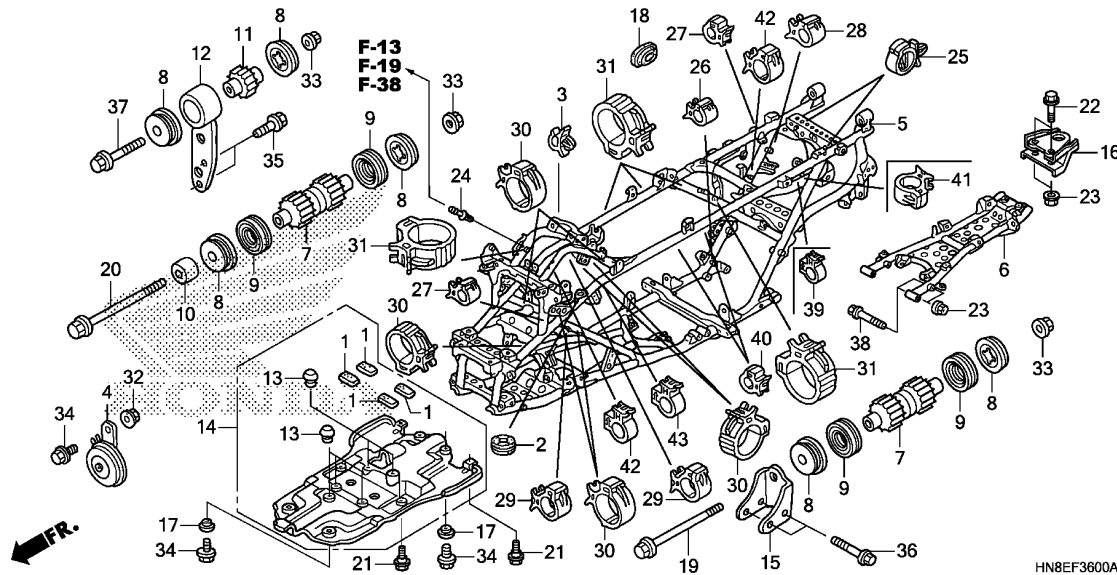
HN8EF3600A

Ref. No.	Part No.	Description	Reqd. QTY				Serial No.	Parts catalogue code
			E	TRX680FA F G H				
1	19036-GS2-600	RUBBER, RADIATOR SHROUD	4	4	4	4		
2	19051-KA3-830	RUBBER, RADIATOR MOUNTING ...	1	1	1	1		
3	32171-GJ1-003	CLIP, WIRE HARNESS	1	1	1	1		
4	38110-HC4-732	HORN COMP.(HIGH)	1	1	1	1		
5	50100-HN8-B40	BODY COMP., FRAME	1	-	-	-		
	50100-HN8-F40	-	1	1	1		
6	50200-HN8-000	BODY COMP., RR. FRAME	1	1	1	1		
7	50301-HN8-003	RUBBER, ENGINE LOWER MOUNTING	2	2	2	2		
8	50302-HN8-003	RUBBER C, MOUNTING	6	6	6	6		
9	50303-HN8-000	DUST SEAL, ENGINE MOUNTING ..	4	4	4	4		
10	50304-HN8-000	COLLAR, ENGINE HANGER	1	1	1	1		
11	50305-HN8-003	RUBBER, ENGINE HEAD MOUNTING	1	1	1	1		
12	50353-HN8-A60	BRACKET, HEAD HANGER	1	1	1	1		
13	50354-428-000	RUBBER B, STOPPER	5	5	5	5		
14	50360-HN8-000	GUARD ASSY., ENGINE	1	1	1	1		
15	50363-HN8-000	HANGER, LOWER ENGINE	1	1	1	1		
16	50810-HN8-000	HITCH COMP., TRAILER	1	1	1	1		
17	80102-GK4-970	COLLAR, FR. FENDER	4	4	4	4		
18	83551-HM5-730	GROMMET, SIDE COVER	1	1	1	1		
19	90101-KZ4-J10	BOLT, FLANGE, 10X142	1	1	1	1		
20	90103-GC2-920	BOLT, ENGINE HANGER	1	1	1	1		
21	90113-GF0-000	BOLT, FLANGE, 6MM	4	4	4	4		
22	90120-HC4-000	BOLT, FLANGE, 10X50	2	2	2	2		
23	90305-HC0-770	NUT, SELF-LOCK, 10MM	6	6	6	6		
24	90652-HF7-003	JOINT, BREATHER TUBE	3	3	3	3		

3

F-36

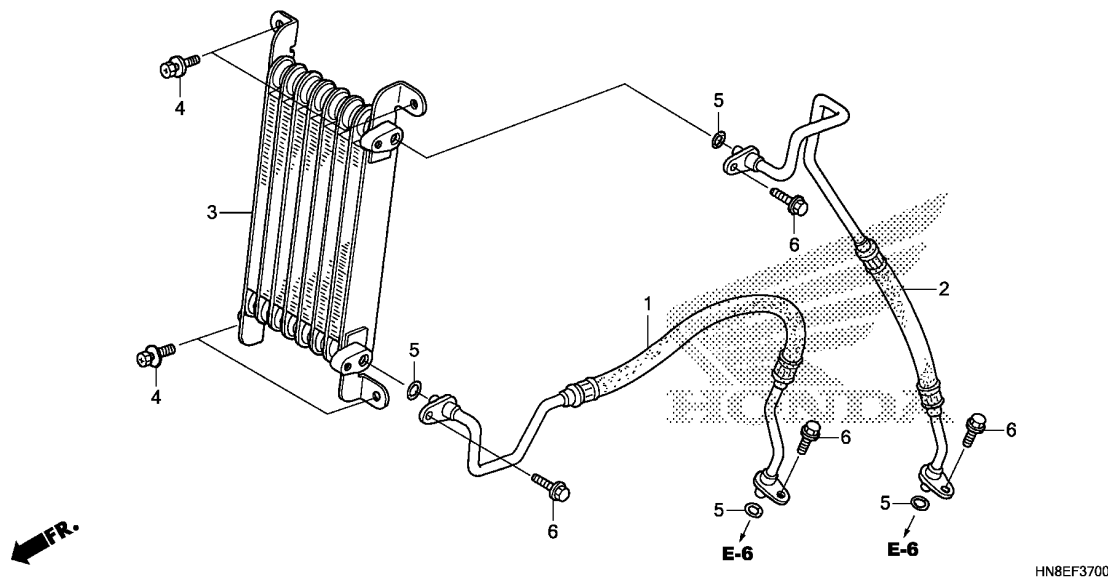
FRAME BODY



Ref. No.	Part No.	Description	Reqd. QTY				Serial No.	Parts catalogue code
			E	F	G	H		
25	90684-ZA0-601	CLIP, HARNESS	2	2	2	2		
26	90690-GHB-631	CLIP, CABLE, 8MM	1	1	1	1		
27	90690-GHB-641	CLIP, CABLE, 10MM	2	2	2	2		
28	90690-GHB-651	CLIP, CABLE, 15MM	1	1	1	1		
29	90690-GHB-661	CLIP, CABLE, 20MM	2	2	2	2		
30	90690-GHB-671	CLIP, CABLE, 25MM	7	7	7	7		
31	90690-GHB-681	CLIP, CABLE, 30MM	5	5	5	5		
32	94050-08000	NUT, FLANGE, 8MM	1	1	1	1		
33	94050-10000	NUT, FLANGE, 10MM	3	3	3	3		
34	95701-08016-07	BOLT, FLANGE, 8X16	5	5	5	5		
35	95701-08020-00	BOLT, FLANGE, 8X20	2	2	2	2		
36	95701-08050-00	BOLT, FLANGE, 8X50	2	2	2	2		
37	95701-10065-08	BOLT, FLANGE, 10X65	1	1	1	1		
38	95701-10095-00	BOLT, FLANGE, 10X95	4	4	4	4		
39	90690-GHB-641	CLIP, CABLE, 10MM	-	1	1	1		
40	90690-GHB-641	CLIP, CABLE, 10MM	2	-	-	-		
	90690-GHB-651	CLIP, CABLE, 15MM	-	2	2	2		
41	90690-GHB-651	CLIP, CABLE, 15MM	-	1	1	1		
42	90690-GHB-661	CLIP, CABLE, 20MM	2	-	-	-		
43	90690-GHB-661	CLIP, CABLE, 20MM	1	-	-	-		
	90690-GHB-671	CLIP, CABLE, 25MM	-	1	1	1		

F-37

OIL COOLER



Ref. No.	L.O.N.	(Relative ref. Number) Description	F.R.T.
1	1131A5	HOSE OR O-RING, OIL COOLER :INLET	0.5
2	1131A6	HOSE OR O-RING, OIL COOLER :OUTLET	0.5
	1131A7	HOSE OR O-RING, OIL COOLER :BOTH	0.7
3	1131B4	COOLER, OIL	0.7

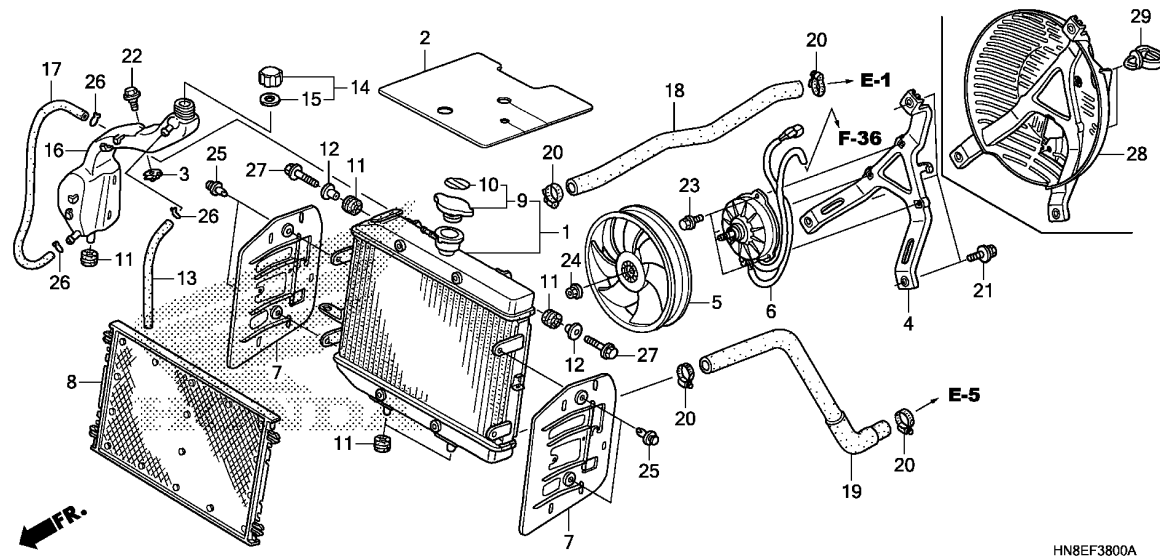
HN8EF3700

3

Ref. No.	Part No.	Description	Reqd. QTY				Serial No.	Parts catalogue code
			E	TRX680FA F	G	H		
1	15530-HN8-000	HOSE COMP. A, OIL	1	1	1	1		
2	15540-HN8-000	HOSE COMP. B, OIL	1	1	1	1		
3	15600-HN8-003	COOLER COMP., OIL	1	1	1	1		
4	90107-HN8-003	BOLT-WASHER, 6X15	4	4	4	4		
5	91314-HN6-000	O-RING, 11X2.4	4	4	4	4		
6	95701-06018-00	BOLT, FLANGE, 6X18	4	4	4	4		

F-38

RADIATOR



HN8EF3800A

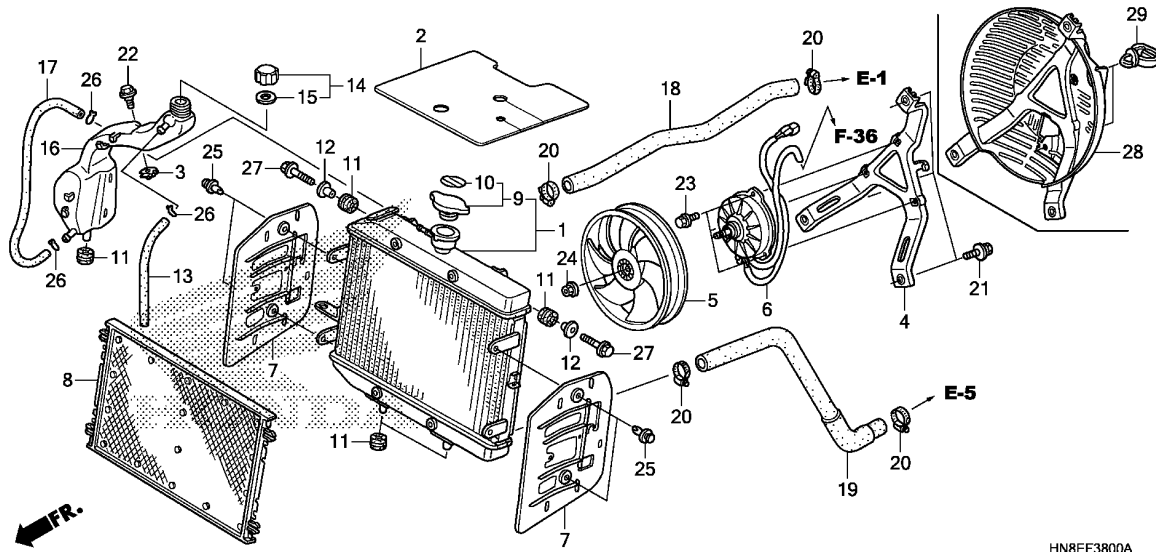
Ref. No.	L.O.N.	(Relative ref. Number) Description	F.R.T.
1	1151C3	RADIATOR	1.2
4		(28)	
4	115125	SHROUD, RADIATOR	1.1
5	1151A6	FAN, COOLING	1.1
6	1151A7	MOTOR, FAN	1.2
7	1151G1	COVER, RADIATOR GRILLE :LEFT	0.1
	1151G2	COVER, RADIATOR GRILLE :RIGHT	0.7
	1151G8	COVER, RADIATOR GRILLE :BOTH	0.8
8	1151B1	GRILLE, RADIATOR	0.1
9	1151B8	CAP, RADIATOR	0.1
16	115110	TANK, RADIATOR RESERVE	0.8
18	115103	HOSE, RADIATOR :UPPER	0.7
19	115104	HOSE, RADIATOR :LOWER	0.5

Ref. No.	Part No.	Description	Reqd. QTY				Serial No.	Parts catalogue code
			E	TRX680FA F G H				
1	19010-HN8-760	RADIATOR COMP.	1	1	1	1	----- ED	
	19010-HN8-A61	1	1	1	1	----- U	
2	19011-HN8-A60	RUBBER, RADIATOR	1	1	1	1		
3	19014-KEA-003	NUT, SETTING(6MM)	1	1	1	1		
4	19015-HN8-000	STAY, COOLING FAN	1	-	-	-		
5	19020-HN2-003	FAN COMP., COOLING	1	1	1	1		
6	19030-HN2-013	MOTOR ASSY., FAN	1	-	-	-		
	19030-HN8-F41	-	1	1	1		
7	19033-HN8-000	COVER, RADIATOR GRILLE	2	2	2	2		
8	19035-HN8-000	PLATE, RADIATOR GRILLE	1	1	1	1		
9	19037-MCA-G61	CAP COMP., RADIATOR	1	1	1	1	----- ED	
	19037-GEE-710	1	1	1	1	----- U	
10	19046-MCA-G61	LABEL, RADIATOR CAP	1	1	1	1	----- ED	
	19046-PAA-A00	1	1	1	1	----- U	
11	19051-KA3-830	RUBBER, RADIATOR MOUNTING ...	5	5	5	5		
12	19052-MGH-640	COLLAR, RADIATOR MOUNTING ...	2	2	2	2		
13	19104-HN8-000	TUBE, RESERVE TANK BREATHER	1	1	1	1		
14	19105-MG8-000	CAP ASSY., RESERVE TANK	1	1	1	1		
15	19107-MG8-000	PACKING, RESERVE TANK	1	1	1	1		
16	19110-HN8-000	TANK, RADIATOR RESERVE	1	1	1	1		
17	19111-HN8-000	TUBE, RADIATOR RESERVE	1	1	1	1		
18	19505-HN8-000	HOSE, UPPER WATER	1	1	1	1		
19	19506-HN8-000	HOSE, LOWER WATER	1	1	1	1		
20	19517-ML7-691	CLAMP, HOSE, 22-29MM	4	4	4	4		
21	90107-HN8-003	BOLT-WASHER, 6X15	3	3	3	3		



F-38

RADIATOR



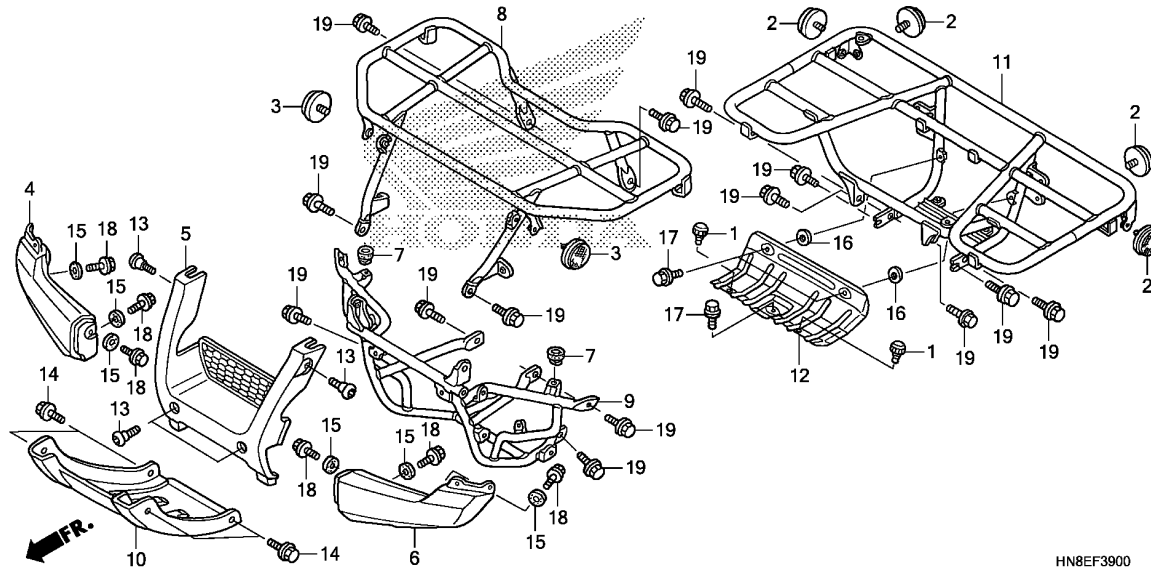
HN8EF3800A

Ref. No.	Part No.	Description	Reqd. QTY				Serial No.	Parts catalogue code
			E	TRX680FA F G H				
22	90111-187-000	BOLT, FLANGE, 6MM	1	1	1	1		
23	90196-MN5-000	BOLT, FLANGE, 5X10	3	3	3	3		
24	90315-MK3-003	NUT, SERRATE, 5MM	1	1	1	1		
25	90653-HC4-900	CLIP, MUDGUARD	4	4	4	4		
26	95002-02100	CLIP, TUBE(B10)	3	3	3	3		
27	95701-06022-00	BOLT, FLANGE, 6X22	2	2	2	2		
28	19015-HN8-F41	STAY, COOLING FAN	-	1	1	1		
29	90683-SA0-003	CLIP, WIRE HARNESS, 25MM	-	2	2	2		

3

F-39

CARRIER



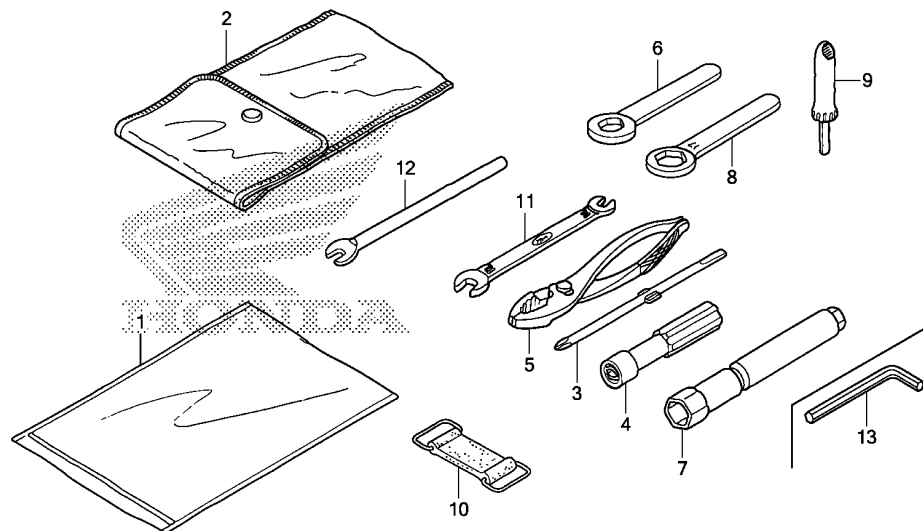
HN8EF3900

Ref. No.	L.O.N.	(Relative ref. Number) Description	F.R.T.
4	4111J9	GRILLE, FRONT :RIGHT	0.3
5	4111F8	GRILLE, FRONT	0.2
6	4111J8	GRILLE, FRONT :LEFT	0.3
	4111K0	GRILLE, FRONT :BOTH	0.4
8	4101H5	CARRIER, LUGGAGE :FRONT	0.3
9	4101H3	PIPE, FRONT CARRY	0.4
10	4101U1	PLATE, SKID :FRONT	0.1
11	4101H6	CARRIER, LUGGAGE :REAR	0.7
12	3131E4	COVER, EXHAUST MUFFLER(A)	0.4

Ref. No.	Part No.	Description	Reqd. QTY				Serial No.	Parts catalogue code
			E	TRX680FA F G H				
1	18319-MAH-000	RUBBER, STOPPER	2	2	2	2		
2	33741-HB9-641	REFLECTOR, RR. REFLEX(RED) ..	4	4	4	4		
3	33742-HB9-641	REFLECTOR, FR. REFLEX(AMBER)	2	2	2	2		
4	66300-HN8-000ZA	GRILLE, R. FR. *NH1*.....BLACK	1	1	1	1		
5	66310-HN8-000ZA	GRILLE, FR. *NH1*.....BLACK	1	1	1	1		
6	66500-HN8-000ZA	GRILLE, L. FR. *NH1*.....BLACK	1	1	1	1		
7	77103-GK4-000	RUBBER, SEAT STOPPER	2	2	2	2		
8	81100-HN8-C40ZA	CARRIER, FR. LUGGAGE *NH1*.....BLACK	1	1	1	1		
	81100-HN8-C40ZB	*NH456M*...IO SILVER METALLIC	1	1	-	-		
9	81150-HN8-000	PIPE COMP., FR. CARRY	1	1	1	1		
10	81160-HN8-000	PLATE, FR. SKID	1	1	1	1		
11	81300-HN8-720ZA	CARRIER, RR. LUGGAGE *NH1*.....BLACK	1	1	1	1		
	81300-HN8-720ZB	*NH456M*...IO SILVER METALLIC	1	1	-	-		
12	81325-HN8-000	COVER A, MUFFLER	1	1	1	1		
13	90106-KBV-000	SCREW, PAN, 6X14	4	4	4	4		
14	90125-KR3-000	BOLT, SPECIAL FLANGE, 8X12 ..	4	4	4	4		
15	90301-HN8-000	NUT, WELL, 6MM	6	6	6	6		
16	94101-10800	WASHER, PLAIN, 10MM	2	2	2	2		
17	95701-06012-00	BOLT, FLANGE, 6X12	3	3	3	3		
18	95701-06025-00	BOLT, FLANGE, 6X25	6	6	6	6		
19	95701-08016-07	BOLT, FLANGE, 8X16	14	14	14	14		

F-40

TOOL



HN8EF4000A

Ref. L.O.N. (Relative ref. Number) F.R.T.
No. Description

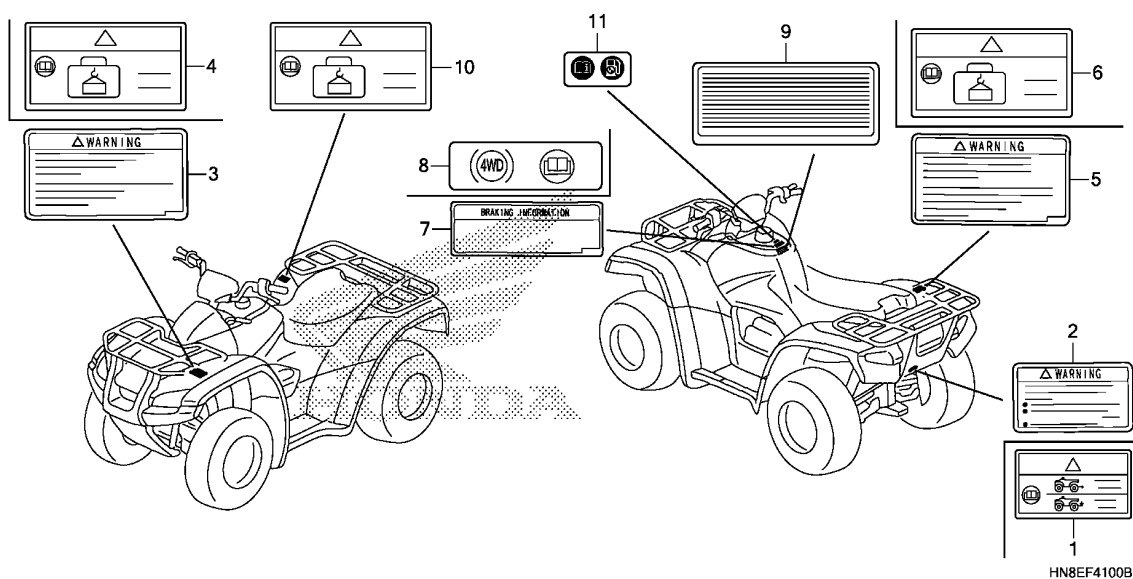
NO INFORMATION

3

Ref. No.	Part No.	Description	Reqd. QTY				Serial No.	Parts catalogue code
			E	TRX680FA F	G	H		
1	83642-HM5-A10	BAG, OWNERS MANUAL	1	1	1	1		
2	89101-198-000	BAG, TOOL, 170	1	1	1	1		
3	89102-538-000	DRIVER, SCREW(NO.2 + -)	1	1	1	1		
4	89103-538-000	GRIP	1	1	1	1		
5	89210-GBJ-J00	PLIERS, 135 (RIKEN)	1	1	1	1		
	89210-GBJ-J10	PLIERS, 135 (KOWA)	1	1	1	1		
	99002-13500	PLIERS, 135	1	1	1	1		
6	89211-HE0-670	WRENCH, EYE, 14MM	1	1	1	1		
7	89216-MEB-670	WRENCH, PLUG(16MM)	1	1	1	1		
8	89218-MF5-000	WRENCH, EYE, 17MM	1	1	1	1		
9	89301-HA0-771	GAUGE, TIRE PRESSURE(KOWA) ..	1	1	1	1		
10	95012-11001	BAND A, BATTERY	1	1	1	1		
11	99001-10120	SPANNER, 10X12	1	1	1	1		
12	99005-02000	BAR B, HANDLE	1	1	1	1		
13	89221-429-000	WRENCH, HEX., 5MM	-	1	1	1		

F-41

CAUTION LABEL



Ref. L.O.N. (Relative ref. Number) F.R.T.
No. Description

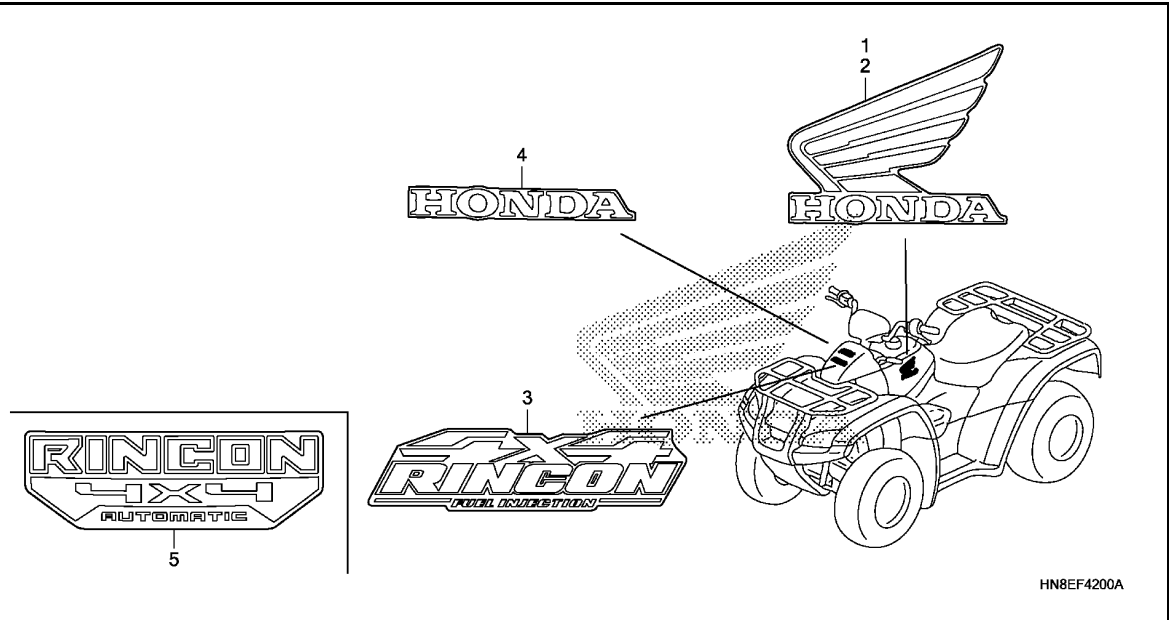
NO INFORMATION

Ref. No.	Part No.	Description	Reqd. QTY				Serial No.	Parts catalogue code
			E	TRX680FA F	G	H		
1	87508-HN8-760	LABEL, TRAILER HITCH	1	1	1	1	-----	ED
2	87508-HN8-B80	LABEL, TRAILER HITCH	1	1	1	1	-----	U
3	87511-HC4-840	LABEL, FR. CARRIER	1	1	1	1	-----	U
4	87511-HN8-760	LABEL, FR. CARRIER	1	1	1	1	-----	ED
5	87512-HC4-840	LABEL, RR. CARRIER	1	1	1	1	-----	U
6	87512-HN8-760	LABEL, RR. CARRIER	1	-	-	-	-----	ED
7	87543-HM7-700	LABEL, BRAKING INFORMATION (4WD)	1	1	1	1	-----	U
8	87543-HN8-760	LABEL, BRAKING INFORMATION (4WD)	1	1	1	1	-----	ED
9	87562-HM8-850	LABEL, FRENCH TRANSLATION ...	1	1	1	1	-----	ED
10	87511-HR4-J20	LABEL, FR. CARRIER	-	1	1	1	-----	ED
11	87586-MCA-G60	LABEL, FUEL	-	1	1	1	-----	



F-42

MARK



Ref. No.	L.O.N.	(Relative ref. Number) Description	F.R.T.
NO INFORMATION			

HN8EF4200A

3

Ref. No.	Part No.	Description	Reqd. QTY				Serial No.	Parts catalogue code
			E	TRX680FA F G H				
1	87121-HP0-A20ZB	EMBLEM, R. FUEL TANK COVER						
		TYPE2	1	1	1	-		
	87121-HP0-A20ZA	*TYPE1*	1	1	-	-		
	86201-HN8-F00ZA	MARK, R. WING(130MM)						
		TYPE1	1	-	-	-		
	86201-HR6-A60ZC	*TYPE1*	-	-	1	1		
2	87122-HP0-A20ZB	EMBLEM, L. FUEL TANK COVER						
		TYPE2	1	1	1	-		
	87122-HP0-A20ZA	*TYPE1*	1	1	-	-		
	86202-HN8-F00ZA	MARK, L. WING(130MM)						
		TYPE1	1	-	-	-		
	86202-HR6-A60ZC	*TYPE1*	-	-	1	1		
3	87124-HN8-B80ZA	MARK, FR. COVER						
		TYPE1	1	1	1	-		
4	87127-HN8-000ZA	MARK, STEERING COVER						
		TYPE1	1	1	1	1		
5	86831-HN8-J00ZA	MARK, FR. COVER						
		TYPE1	-	-	-	1		

PART NO. INDEX

Part Number	Page	Ref.	Part Number	Page	Ref.	Part Number	Page	Ref.	Part Number	Page	Ref.	Part Number	Page	Ref.	
06000									19000			22543-PA9-000	47	5	
			12310-HN8-000	69	1	15420-HN2-000	43	14				22544-HN8-B41	45	5	
06113-HN8-A60	69	1	12315-HN8-000	36	4	15420-HN8-000	43	14	17225-KN5-671	82	2	22545-HN8-B41	47	6	
06114-HN8-670	69	2		36	5	15421-HC4-005	56	4	17252-HN8-A60	110	8	22551-P4R-003	45	6	
06115-HN8-A60	70	1		69	1	15530-HN8-000	132	1	17253-HN8-A60	110	9	22551-PA9-010	47	7	
06116-HN8-A60	70	2	12351-HN2-010	36	6	15540-HN8-000	132	2	17254-HN8-A60	110	10	22552-P4R-003	45	6	
06435-HN8-016	99	1	12361-035-000	90	2	15600-HN8-003	132	3	17254-HPO-A00	110	11	22552-PA9-010	47	7	
06450-HPO-A01	94	1		101	2	15650-HN8-000	43	15	17257-HN8-000	110	12	22553-P4R-003	45	6	
06451-HN8-006	99	2				15655-HN8-010	51	9	17258-HN8-000	110	13	22553-PA9-010	47	7	
06451-HPO-A02	94	2	13000			15660-HN8-000	51	10	17259-HN8-A60	110	14	22554-P4R-003	45	6	
06452-HPO-A02	94	3				15670-HN8-000	50	11	17261-HN8-A00	110	15	22554-PA9-010	47	7	
06910-HN8-000	90	1	13000-HN8-B40	57	1				17262-HN8-A00	110	16	19030-HN8-F41	133	6	
06911-HN8-000	101	1	13000-HN8-F40	57	1	16000			17264-HN8-000	110	17	19033-HN8-000	133	7	
			13010-HN8-A61	57	2				17316-611-000	110	18	19035-HN8-000	133	8	
			13011-HN8-A61	57	2	16060-HP5-601	67	1	17366-HN8-A60	110	19	19036-GS2-600	130	1	
11000			13101-HN8-A60	57	3	16060-HP6-A01	67	1	17507-HN8-A60	104	4	19037-GEE-710	133	9	
11100-HN8-030	56	1	13102-HN8-A60	57	3	16080-HP5-601	67	2	17508-GBF-830	104	5	19037-MCA-G61	133	9	
11140-HN8-000	43	1	13111-HN8-A60	57	4	16080-KPH-701	67	3	17509-KS6-700	104	6	19046-MCA-G61	133	10	
11145-HN8-010	51	1	13420-HN8-000	57	5	16081-KPH-701	67	4	17510-HN8-B40	104	7	19046-PAA-A00	133	10	
						16081-KYJ-901	67	4	17511-HM5-670	126	1	19051-KA3-830	106	9	
						16082-KPH-701	67	5	17515-GBL-760	104	8		130	2	
11200-HN8-020	56	3	14000			16082-KYJ-901	67	5	17515-HN8-A60	104	9	22563-PA9-010	47	7	
11300-HN8-010	43	2	14100-HN8-B40	38	3	16157-HN8-A61	67	6	17516-HN8-A60	104	10	22564-PA9-010	47	7	
11310-HN8-000ZA	107	1	14104-HN8-000	38	4	16196-HN8-A60	67	7	17517-HN8-000	104	11	22565-PA9-010	47	7	
11311-HN8-A60	43	3	14401-HN8-A61	40	2	16211-HN8-A60	36	7	17518-HN8-A60	104	12	22566-PA9-010	47	7	
11312-HN8-000	51	2	14421-HN8-000	38	5	16219-HN8-000	36	8	17521-HA2-670	104	13	22610-PC9-813	47	8	
11320-HN8-A60ZA	107	2	14431-HN8-000	38	6	16219-MBB-000	36	9	17528-HN8-B41	67	17	22643-P4R-003	45	7	
11320-HN8-F40ZA	107	2	14432-HN8-000	38	7	16222-MV4-300	36	10	17620-HF7-000	104	14	19087-HW1-690	112	10	
11321-HN8-000	43	4	14440-HN2-000	38	8	16400-HN8-B42	67	8	17624-HF7-000	104	15	19104-HN8-000	133	13	
11322-HN8-A60	51	3	14451-HN2-000	38	9	16400-HN8-F41	67	8	17634-KZ3-860	104	16	19105-MG8-000	133	14	
11332-HN8-000	43	5	14451-HR3-A40	38	9	16410-HN8-B41	67	9	17640-HN8-A60	67	18	19107-MG8-000	133	15	
11333-HN8-000	43	6	14510-HN8-013	40	3	16410-HN8-F41	67	9	17711-SOX-A31	67	19	19110-HN8-000	133	16	
11334-HN8-010	61	1	14515-HN8-003	40	4	16430-HP6-A01	67	10	17724-102-700	110	20	19111-HN8-000	133	17	
11335-HN8-000	43	7	14520-HN8-A61	40	5	16432-HN8-A61	67	11	17910-HN8-000	74	1	19200-HN8-A60	42	1	
11336-HN8-000	43	8	14521-HN8-000	40	6	16433-HN8-A61	67	12				19220-HN8-A60	42	2	
11337-HN8-000	43	9	14711-HN8-000	38	10	16435-HN8-A61	67	13	18000			19226-HN8-000	42	3	
11340-HN8-A60	51	4	14721-HL3-A00	38	11	16450-HN8-A61	67	14				70	1		
11345-HN8-000	51	5	14721-HN8-000	38	11	16472-MCW-000	67	15	18291-KAE-870	112	1	19271-HN8-A60	42	4	
			14751-KCY-670	38	12	16473-P7A-004	67	16	18291-MM5-860	69	1	19300-HN8-003	36	11	
11349-HN8-300	51	6	14761-KG0-003	38	13	16700-HN8-601	106	1				19315-HN8-A60	55	1	
11350-HN8-000	51	7	14771-107-020	38	14	16706-HR0-F01	106	2	18293-GN2-000	107	3	19321-HN8-000	36	12	
11350-HN8-F40	51	7	14775-HN2-000	38	15	16710-HN8-A60	106	3	18300-HN8-A60	112	3	19501-HN8-000	42	5	
11355-HN8-000	61	2	14781-HA0-770	38	16	16718-HR0-F00	106	4	18300-HN8-F41	112	3	19502-HN8-A60	42	6	
11396-HN8-A60	51	8				16719-HN8-A61	106	4	18300-HN8-F41	112	3	19505-HN8-000	133	18	
						16720-HN8-A60	106	5	18317-HN8-A60	112	4	19506-HN8-000	133	19	
			15000			16721-HN8-A60	104	1	18319-MAH-000	135	1	19506-KA4-000	42	7	
			15100-HN8-010	50	1	16730-HN8-B40	106	6	18320-HN8-000	112	5	19507-HN8-010	42	8	
12100-HN8-A60	41	1	15122-HN2-003	50	2	16955-HN8-B40	106	7	18321-HN8-A60	112	6	19517-ML7-691	42	9	
12191-HN8-000	41	2	15123-HN2-003	50	3	16958-HN8-A61	104	2	18322-HN8-A60	112	7		133	20	
			15133-HN2-000	50	4	16997-467-000	104	3	18322-HN8-F41	112	7	19523-HN8-000	42	10	
			15153-HN8-000	50	5				18323-HN8-000	112	8				
12194-HC5-740	40	1	15220-HN8-000	50	6	17000			18323-HN8-F40	112	8	22000			
			15235-HN2-000	50	7				18325-HN2-000	112	9				
12200-HN8-A60	36	1	15311-HN8-000	50	8	17211-HPO-A00	110	1	18326-HN2-000	112	10	22520-HN8-003	47	1	
12200-HN8-F40	36	1	15315-HN8-000	50	9	17212-HN8-A60	110	2	18334-KA3-830	106	8	22530-HN8-003	45	1	
12204-HN2-305	36	2	15401-HN8-A61	50	10	17217-HN8-000	110	3	18373-MR5-000	112	11	22536-HN8-003	45	2	
12206-371-300	37	27	15411-HN8-010	43	10	17219-HN8-000	110	4	18392-MBH-000	69	1		47	2	
12209-KL4-005	38	1	15412-KEA-003	43	11	17223-HB3-003	110	5				24000			
12210-HN8-A60	38	2	15414-300-000	43	12	17223-HM8-000	110	5	18532-634-670	110	21	22541-HN8-003	45	3	
12251-HN8-A61	36	3	15415-413-000	43	13	17223-HN8-000	110	6				22542-HN8-003	45	4	
												22543-HN8-003	47	4	
													24211-HL1-A00	64	1
													24241-HN8-000	64	2
													24300-HN8-000	64	3



PART NO. INDEX

Part Number	Page	Ref.	Part Number	Page	Ref.	Part Number	Page	Ref.	Part Number	Page	Ref.	Part Number	Page	Ref.			
44250-HN8-A43	88	10	46666-HB9-006	76	14	51325-HN2-B70	88	17	53000			61100-HN8-760ZC	82	4			
44316-SJ7-003	119	9				51326-HN2-B70	88	18				61100-HN8-B80ZA	82	4			
44318-SJ7-003	88	11	50000			51330-HN8-000	86	5	53100-HN8-B40	78	7	61100-HN8-B80ZC	82	4			
	119	10				51340-HN8-000	86	6	53125-HN8-000ZA	78	8	61100-HN8-B80ZD	82	4			
44337-ST5-003	119	11	50100-HN8-B40	130	5	51350-HPO-A00	86	7	53130-HB3-770	78	9	61100-HN8-B81ZA	82	4			
44338-ST5-003	119	12	50100-HN8-F40	130	5				53131-HB6-000	78	10	61100-HN8-B81ZC	82	4			
44350-HN8-A43	88	12	50173-MAH-A00	104	19	51360-HPO-A00	86	8	53143-HN0-305	74	9	61100-HN8-F51ZA	82	4			
44615-HN2-A20	95	2	50200-HN8-000	130	6				53144-HA0-010	74	10	61100-HN8-F51ZB	82	4			
44615-HN2-A60	95	2	50301-HN8-003	130	7	51370-HPO-B00	87	6	53145-HA0-770	74	11	61101-HN8-000	82	5			
44615-HN8-J00	95	2	50302-HN8-003	130	8	51375-HP5-601	86	9	53146-HM8-000	74	12	61103-HM5-850	82	6			
44650-HN8-F00ZA	95	3	50303-HN8-000	130	9				53147-HN0-670	74	13	122	2	80126-GAG-750	107	6	
44650-HN8-F30ZA	95	3	50304-HN2-000	93	29				53148-HA0-000	74	14	82	7	80200-HN8-760ZA	122	9	
44711-HN8-A61	95	4	50304-HN8-000	130	10	51380-HPO-B00	87	8	53157-HP5-003	81	1	122	3	80200-HN8-760ZB	122	9	
44711-HR0-F01	95	4	50305-HN8-003	130	11	51393-HB9-670	115	2	53158-HP5-003	81	2	82	8	80200-HN8-760ZC	122	9	
44732-HN2-010	95	5	50326-HC4-000	126	11				53165-HP5-600	74	15	82	9	80200-HN8-B80ZA	122	9	
	96	5	50327-HN5-670	128	20	51400-HN8-A61	85	1	53167-HP5-600	74	16	82	10	80200-HN8-B80ZC	122	9	
45000			50350-HN8-000	93	30	51400-HN8-F41	85	4	53172-HN8-000	74	17	82	11	80200-HN8-B80ZE	122	9	
			50353-HN8-A60	130	12	51464-HN2-000	86	10	53173-376-000	74	18	82	12	80200-HN8-F40ZA	122	9	
			50354-428-000	130	13				53174-HN8-000	74	19	82	13	80200-HN8-F40ZB	122	9	
45108-HN8-006	100	27	50360-HN8-000	130	14	52000			53175-HPO-A00	77	20	82	13	80200-HN8-F50ZA	122	9	
45110-HPO-B81	94	9	50363-HN8-000	130	15	52000			53176-HN8-000	77	21	82	13	80200-HN8-F50ZB	122	9	
45111-MA3-006	94	10	50370-HN8-000	109	1	52000			53177-HN8-000	74	20	83	14	80210-HN8-A60	83	23	
45112-HPO-B81	94	11	50384-HM5-670	82	3	52200-HN8-000	119	13	53178-HN8-010	74	21	83	15	80211-HN8-F40	123	35	
45117-HPO-A01	94	12	50400-HN8-A60	126	12	52200-HN8-F40	119	13	53191-HN8-000	74	22	83	16	80217-HN8-000	122	10	
45126-HN8-003	76	3	50403-HN8-000	126	13	52206-HN8-000	115	3	53192-HN8-000	75	23	83	16	80218-HN8-000	123	11	
45126-HN8-F41	76	3	50404-HN8-000	126	14	52207-HN8-000	119	14	53193-HA0-770	75	24	125	7	80219-HC4-000	125	8	
45127-HN8-A61	76	4	50505-GA7-730	84	2	52250-HN8-000	119	15	53193-HN8-000	75	25	83	17	80220-HN8-650ZA	123	12	
45127-HN8-F41	76	4	50607-HN8-F40	112	14	52250-HN8-F40	119	15	53205-HN8-A60ZA	78	11	83	18	80221-HN8-650ZA	123	13	
45128-HN8-000	76	5	50607-KK6-000	112	14	52263-HN8-000	119	16	53205-HN8-A60ZB	78	11	83	19	80230-HN8-000	125	9	
45150-HPO-B81	94	13	50608-HM7-000	112	15	52307-HN8-003	118	1	53205-HN8-A60ZC	78	11	83	20	80231-HN8-000	125	10	
45210-HPO-B81	94	14	50610-HN2-000	114	6	52308-HN8-000	118	2	53206-HN8-000	78	12	83	21	80235-HN8-000	123	14	
45233-S3Y-003	100	28	50611-HN8-000	114	7	52310-HN8-003	118	3	53207-HN8-A10	78	13	83	22	80236-HN8-000	123	15	
45235-S3Y-003	100	29	50810-HN8-000	130	16	52315-HN8-000	115	4	53208-HN8-000	78	14			80240-HN8-000	123	16	
45241-S3Y-003	100	30				52315-HN8-F40	117	3	53210-HN8-000ZA	78	15	64000		80241-HN8-000	123	17	
45250-HPO-B81	94	15	51000			52316-HN8-000	115	5	53220-HN8-000	80	1			80255-HN8-650ZA	123	18	
45251-HPO-A01	95	6				52316-HN8-F40	117	4	53221-HN8-003	80	2	64206-MJ0-000	78	17	80260-HN8-650ZA	123	19
45251-HPO-A51	95	6	51108-HN2-000	86	1	52320-HN8-003	118	4	53235-HN8-000	80	3			80270-HN8-A00ZA	123	20	
45255-HPO-A00	88	13				52320-HN8-F41	118	4	53310-HN8-B40	80	4	64207-MAM-A00	104	20	80280-HN8-650	124	1
45256-HPO-A00	88	14				52330-HN8-000	115	6	53521-HN2-000	81	3	64509-KE8-701	82	1	80281-HN8-650	124	2
45504-410-003	76	6				52330-HN8-F40	117	18	53526-679-000	81	4	64529-KCH-780	126	15			
45510-HPO-A01	76	7	51108-HPO-A00	87	1	52340-HN8-F40	117	19						81000			
45510-HPO-A51	76	7	51200-HPO-B00	88	15	52370-HN8-000	115	7	54000			66000		81100-HN8-C40ZA	135	8	
45513-MB4-673	76	8	51204-HN8-A60	76	15	52370-HN8-F40	117	5						81100-HN8-C40ZB	135	8	
45517-MA5-671	76	9	51205-HN8-A60	76	16	52394-HN8-000	115	8	54130-HN8-003	84	3	66300-HN8-000ZA	135	4	81150-HN8-000	135	9
45518-MB4-671	76	10	51206-HN8-000	86	2				54313-HN8-000	84	4	66310-HN8-000ZA	135	5	81160-HN8-000	135	10
45520-300-000	97	12	51207-HN8-000	76	17	52400-HN8-761	121	1	54314-HN8-000	84	5	66500-HN8-000ZA	135	6	81300-HN8-720ZA	135	11
45520-MA5-672	76	11	51207-HN8-A60	77	18	52400-HN8-A61	121	1	54315-HN8-003	84	6			81300-HN8-720ZB	135	11	
45521-MJ6-006	97	13	51207-HPO-A00	77	18	52400-HN8-F41	121	1	54320-HN8-000	84	7			81320-HN8-000ZA	123	21	
45523-HC5-971	76	12	51208-HM8-000	97	16	52400-HN8-F51	121	1	54321-HN8-000	84	8			81325-HN8-000	135	12	
45530-HN8-006	76	13	51208-HPO-A00	76	15	52426-KM4-003	78	6	54324-HN8-000	84	9	77100-HN8-760ZB	109	2			
						52456-HN8-003	121	2	54325-HN8-000	84	10	77100-HN8-B80ZA	109	2			
46000						52463-HN8-000	115	9	54326-HN8-000	84	11	77103-GK4-000	126	16	83000		
			51209-HN8-A60	77	19				54330-HN8-000	84	12						
46182-MEL-D21	97	14	51209-HPO-A00	77	19	52464-HN8-000	115	10	54343-HN8-000	84	13	77206-GF0-000	109	3	83130-HN8-000ZA	123	22
46500-HN8-A60	114	3	51250-HPO-B00	88	16							77207-HA0-000	122	4	83325-HN8-A60	107	7
46504-HN8-006	97	15	51315-HN2-B70	86	3	52486-HN2-000	85	5	61000			77213-MV4-300	107	5	83325-HN8-F40	107	7
46513-MBN-670	114	4													83350-HN8-A60ZA	107	8
46520-HN8-000	114	5	51316-HN2-B70	86	4	52486-HN6-003	121	3	61100-HN8-760ZA	82	4			83350-HN8-A60ZB	107	8	
46666-961-013	76	14							61100-HN8-760ZB	82	4			83350-HN8-A60ZG	107	8	



PART NO. INDEX

Part Number	Page	Ref.	Part Number	Page	Ref.	Part Number	Page	Ref.	Part Number	Page	Ref.	Part Number	Page	Ref.
91001-MBN-671	57	9	91264-HN8-003	115	20		70	2	93500-06016-0G	75	39		41	5
91003-HA7-672	57	10	91265-HB9-671	115	21	91306-105-690	38	20	93600-04012-1G	77	27	94510-13000	64	12
91005-MCA-003	59	16		117	17		69	2	93891-04012-07	75	40	94510-15000	54	10
91006-HN2-003	63	16	91301-107-000	44	29	91307-425-003	52	32	93893-04012-17	98	22	94511-35000	103	14
91011-HN8-003	59	17		70	2		70	2	93893-04016-07	75	41	94514-34000	86	20
91012-HC5-004	64	11	91301-473-003	44	30	91307-PA9-003	46	18	93893-04030-07	77	28		87	16
91012-HN2-004	44	26		61	20		59	21	93901-24480	79	23		89	27
91012-KF0-000	102	22		70	2	91308-500-000	37	21	93903-22420	73	6	94520-55000	89	28
91013-HN8-003	65	4	91301-HM7-A00	93	46		69	2	93903-24320	123	32	94520-60000	119	22
91013-PA9-003	63	17		103	10	91309-425-003	55	9	93903-24420	73	7			
91014-752-621	59	18	91301-MS9-003	93	47		70	2	93903-25220	72	12	95000		
91015-HN8-003	52	23	91301-P6H-003	61	21	91311-MB0-003	93	53		123	36			
91017-HN8-003	44	27	91301-P7A-004	68	21	91312-KE7-003	102	28		126	22	95002-02100	134	26
91021-HN8-003	52	24	91301-P7X-003	44	31	91313-MB0-003	50	15	93903-25320	83	31	95002-35000	93	56
91022-MB0-003	59	19		70	2		70	2	93903-35320	73	8		102	30
91026-HN8-003	59	20	91302-001-020	93	48	91314-HN6-000	132	5		79	24	95002-41300-05	106	14
91028-HN8-003	54	9		102	27	91314-PC9-003	44	37	93903-35420	72	13	95005-35630-30	93	57
91051-727-000	63	18	91302-377-000	44	32		70	2	93904-26210	83	32	95011-63000	105	27
91051-HA7-651	88	23		70	2	91315-PC9-004	44	38	93911-25120	111	32	95012-11001	136	10
91051-HN8-003	119	17	91302-HM7-003	93	49		70	2	93913-25210	105	26	95012-17001	83	35
91052-HP0-A01	93	43		103	11	91316-MJ8-003	44	39					127	24
91061-MG8-005	102	23	91302-HM7-A00	93	50		71	2	94000			95015-32001	100	33
91062-HN8-013	93	44	91302-HN5-671	93	51	91320-MB0-000	55	10				95015-42000	100	34
91077-HB9-671	115	19	91302-HN8-000	44	33	91321-PF4-004	93	54	94001-06070-0S	75	42	95015-54000	98	24
	117	15		70	2	91333-567-010	52	33	94002-06000-0S	75	43	95701-06010-00	84	19
91077-HB9-672	115	19	91302-MB0-013	42	13		71	2		84	18	95701-06012-00	84	20
	117	15		70	2	91351-HN8-003	121	7	94002-06390-0S	127	23		106	15
91077-HN2-003	85	6	91302-P6H-003	61	22	91352-HP5-601	93	55	94031-12280	81	6	96001-06016-00	127	25
	86	16	91302-PA9-003	47	11	91353-671-003	116	22	94050-06000	77	29	96001-06020-00	129	25
91103-VA4-003	80	10	91302-PA9-004	47	11	91353-HN8-003	102	29		124	6		135	17
91201-HN8-003	56	12	91302-PL4-003	46	16	91355-HN8-003	116	23	94050-06070	73	9	95701-06012-08	42	15
91203-HN8-003	102	24	91303-377-000	52	28	91355-MB0-003	44	40	94050-08000	114	10	95701-06014-00	42	16
91203-KCY-671	44	28		70	2		71	2		131	32		50	16
	52	25	91303-679-003	50	13	91361-ME5-003	60	22	94050-08070	79	25	96001-06022-07	77	31
91204-KE8-003	52	26		66	6	91405-MG1-000	125	15	94050-08080	112	18	96001-06025-00	40	10
91208-PG1-003	119	18		70	2	91413-679-000	66	7	94050-10000	131	33	96001-06032-00	53	7
91209-HN2-003	88	24	91303-HM7-A00	93	52		84	17	94101-08800	83	33	96100-60000-00	52	38
91209-HN8-003	119	19		103	12	91504-SD5-901	104	25	94101-10800	135	16	96100-60063-00	102	31
91210-HA0-003	75	32	91303-HN8-003	44	34	91532-HN8-000	75	33	94103-05800	111	33	96100-60070-00	60	23
91210-HA0-004	75	32		70	2	91565-HN8-A60	111	31	94103-08800	83	34	96100-62063-00	102	32
91211-HN8-003	119	20	91303-KF0-003	50	14					123	33	96211-07000	63	19
91212-422-006	98	21		70	2	92000			94109-12000	52	34	96220-04018	50	19
91251-444-000	114	9	91303-P6H-003	61	23					71	2	96300-06012-00	98	26
91251-HN8-003	102	25	91303-PA9-003	47	12	92101-06020-4J	129	23	94111-10800	100	32	96700-06032-00	53	4
91252-HC5-003	93	45	91303-PA9-004	47	12	92900-08025-0B	37	22	94201-20150	98	23	98000		
91252-HN8-003	102	26	91303-PC9-003	46	17				94201-20220	80	13	98079-5515U	37	26
91253-HN2-003	85	7	91303-PC9-004	46	17	93000				81	7	98079-5517U	37	26
91253-HN8-003	86	17	91304-HN8-003	42	14				94201-30180	86	19	98079-5615U	37	26
91255-HN8-003	80	11		70	2	93401-04020-08	129	24		87	15	98079-5617U	37	26
91256-HP0-A01	89	25	91305-GE1-920	52	29	93404-06014-07	109	4		89	26	98200-41000	129	27
91257-KY4-900	80	12		70	2		123	31	94201-30250	80	14	98200-41500	129	28
91261-HN8-003	86	18	91305-HN8-003	52	30	93404-06025-00	106	13		95	12	98200-43000	129	29
91261-HN8-F41	117	16		70	2	93404-08020-07	126	21	94201-40300	96	10			
	120	25	91305-KE1-000	103	13	93500-04008-0G	75	34	94301-08100	38	21	99001-10120	136	11
91261-MB0-003	52	27	91305-KF0-003	44	35	93500-04016-0G	75	35	94301-08140	44	41	99002-13500	136	5
91262-HN8-003	119	21		70	2	93500-05012-0A	68	22		52	35	99005-02000	136	12
91262-MA0-015	87	14	91305-MG7-003	44	36	93500-05014-0G	75	36		56	14			
91263-HA7-771	95	11		52	31	93500-05018-0G	75	37		62	24			
91263-HN8-003	96	9		56	13	93500-05028-0G	75	38	94301-12160	37	23			



PART NAME INDEX

Part name	Page	Ref.	Part name	Page	Ref.	Part name	Page	Ref.
[A]								
ARM ASSY., L. FR. LOWER	86	8	BAND, WIRE	61	19	BOLT B, STUD, 10X265	56	11
	87	5		72	11	BOLT COMP., OIL FILTER CENTER ..	43	14
ARM ASSY., L. FR. UPPER	87	8		125	13	BOLT, 8X17	93	31
ARM ASSY., RR. UPPER	115	7	BAND, WIRE HARNESS	129	22	BOLT, ADJUSTER	99	24
	117	5	BAND, WIRE, 165MM	75	31	BOLT, BRAKE DISK, 8X24	95	8
ARM ASSY., R. FR. LOWER	86	7	BAR B, HANDLE	129	21	BOLT, CHANGE PIVOT	84	14
	87	4	BATTERY	136	12	BOLT, DISK, 6X17	103	9
ARM ASSY., R. FR. UPPER	87	6	BEARING A	126	2	BOLT, DISK, 8X24	95	8
ARM COMP. A, SHIFT CHANGE	84	4	BEARING SET, NEEDLE	99	8	BOLT, DRAIN PLUG, 12MM	51	13
ARM COMP. B, SHIFT CHANGE	84	5		90	1	BOLT, ENGINE HANGER	87	10
ARM COMP., THROTTLE	74	10		101	1		130	20
ARM SET, L. FR. UPPER	86	6	BEARING, ANGULAR BALL,			BOLT, FLANGE, 10X120	102	14
ARM SET, L. RR. LOWER	117	19	30X54X24	88	23	BOLT, FLANGE, 10X138	117	10
ARM SET, RR. LOWER	115	6	BEARING, ANGULAR BALL,			BOLT, FLANGE, 10X142	130	19
ARM SET, R. FR. UPPER	86	5	34X58X24	119	17	BOLT, FLANGE, 10X164	86	12
ARM SET, R. RR. LOWER	117	18	BEARING, NEEDLE, 16X22X12	85	6	BOLT, FLANGE, 10X170	115	11
ARM, EX. VALVE ROCKER	38	7		86	16		117	8
ARM, GEARSHIFT	64	7	BEARING, NEEDLE, 20X24X13	63	17	BOLT, FLANGE, 10X35	93	35
ARM, IN. VALVE ROCKER	38	6	BEARING, NEEDLE, 20X24X17	63	18		102	17
ARM, STEERING	80	3	BEARING, NEEDLE, 22X26X34	59	20	BOLT, FLANGE, 10X45	85	2
ARRESTER COMP., SPARK	112	4	BEARING, NEEDLE, 25X29X17	59	16	BOLT, FLANGE, 10X48	93	37
			BEARING, NEEDLE, 25X37X17	52	24	BOLT, FLANGE, 10X50	121	5
			BEARING, NEEDLE, 30X35X17	59	19		130	22
			BEARING, NEEDLE, 32X37X26	54	9	BOLT, FLANGE, 10X62	93	36
			BEARING, RADIAL BALL	63	16		115	15
			BEARING, RADIAL BALL SPECIAL,				117	12
			6004	59	17	BOLT, FLANGE, 10X65	86	21
BAG, OWNERS MANUAL	136	1	BEARING, RADIAL BALL SPECIAL,				87	17
BAG, TOOL, 170	136	2	6303	44	27		131	37
BALL, STEEL, #7	63	19	BEARING, RADIAL BALL, 29X52X12	93	43	BOLT, FLANGE, 10X95	131	38
BAND A, BATTERY	136	10	BEARING, RADIAL BALL, 40X85X18	57	8	BOLT, FLANGE, 12X113	117	11
BAND A, INBOARD	88	5	BEARING, RADIAL BALL, 6000	52	38	BOLT, FLANGE, 5X10	134	23
BAND A, YOKE JOINT BOOT	103	5	BEARING, RADIAL BALL, 6005	44	26	BOLT, FLANGE, 5X14	53	3
BAND B, INBOARD	88	4	BEARING, RADIAL BALL, 6006	102	31	BOLT, FLANGE, 5X20	67	3
BAND B, SHAFT BOOT	119	7	BEARING, RADIAL BALL, 6006 C5 ..	93	44	BOLT, FLANGE, 6MM	61	16
BAND B, YOKE JOINT BOOT	103	6	BEARING, RADIAL BALL, 6007	60	23		79	19
BAND F, BATTERY	83	35	BEARING, RADIAL BALL, 60/22	80	10		83	26
	127	24	BEARING, RADIAL BALL, 60/28	59	18		86	13
BAND SET	74	4	BEARING, RADIAL BALL, 6203	64	11		87	11
BAND, AIR CLEANER CONNECTING			BEARING, RADIAL BALL, 6203 RSH	57	10		88	20
TUBE	111	30	BEARING, RADIAL BALL, 6206	102	32		108	17
BAND, AIR CONNECTING TUBE	111	29	BEARING, RADIAL BALL, 62/28	65	4		111	25
BAND, BOOT	93	46	BEARING, RADIAL BALL, 6305	52	23		114	8
			BEARING, RADIAL BALL, 6906	52	23		117	9
			BEARING, ROLLER	57	9		123	25
			BEARING, SPECIAL, 10MM	115	19		126	26
				117	15		130	21
BAND, CARBURETOR INSULATOR ...	36	8	BODY ASSY., MAIN VALVE	61	3		134	22
BAND, CONNECTING TUBE	111	28	BODY COMP., AIR CLEANER	110	1	BOLT, FLANGE, 6X10	77	22
BAND, EX. PIPE COVER	112	9	BODY COMP., FRAME	130	5		84	19
BAND, FR. EX. PIPE	112	11	BODY COMP., RR. FRAME	130	6		97	17
BAND, HEAT PROTECTOR	112	10	BODY SET	67	9		105	28
BAND, INBOARD BOOT	119	6	BOLT-WASHER, 4X20	129	24		112	16
BAND, INSULATOR	36	9	BOLT-WASHER, 6X14	109	4		117	15
BAND, MUFFLER COVER	112	13		123	31		42	15
BAND, OUTBOARD BOOT	88	3	BOLT-WASHER, 6X15	132	4		53	6
	119	9		133	21		84	20
BAND, SHAFT BOOT	88	11	BOLT-WASHER, 6X25	106	13		98	26
	119	10	BOLT-WASHER, 8X20	126	21			
BAND, TANK	104	11						



PART NAME INDEX

Part name	Page	Ref.	Part name	Page	Ref.	Part name	Page	Ref.
BOLT, FLANGE, 6X12	106	15	BOLT, FLANGE, 6X65	36	16	BOLT, WHEEL, 10X33	95	7
	127	25		38	22	BOLT, WHEEL, 10X36	96	6
	129	25		43	21	BOOT A, PROPELLER	90	10
	135	17	BOLT, FLANGE, 6X80	56	9		103	7
BOLT, FLANGE, 6X13	40	7	BOLT, FLANGE, 6X85	41	4	BOOT B, PROPELLER	90	11
BOLT, FLANGE, 6X14	42	16	BOLT, FLANGE, 6X90	50	18	BOOT COMP.	76	6
	50	16		51	18		97	3
	51	14	BOLT, FLANGE, 8X140	52	37	BOOT SET	88	9
	62	25	BOLT, FLANGE, 8X16	80	15		119	4
	83	27		93	58	BOOT SET, INBOARD	88	8
		36		131	34		119	3
	105	29		135	19	BOOT, HEADLIGHT BRACKET	125	7
	106	16	BOLT, FLANGE, 8X20	118	5	BOOT, SLEEVE	94	4
BOLT, FLANGE, 6X16	52	36		131	35		100	28
	84	21	BOLT, FLANGE, 8X25	93	38	BOOT, YOKE JOINT	103	4
	93	60	BOLT, FLANGE, 8X26	94	6	BOX COMP., UTILITY	83	23
	105	30		99	17	BOX, BATTERY	126	12
BOLT, FLANGE, 6X18	132	6	BOLT, FLANGE, 8X27	93	34	BRACKET COMP., L. FR.	94	9
BOLT, FLANGE, 6X20	37	24		102	16	BRACKET COMP., R. FR.	94	14
		25	BOLT, FLANGE, 8X30	93	59	BRACKET, BRAKE LEVER	74	17
	66	8	BOLT, FLANGE, 8X35	79	26	BRACKET, FR. FUEL TANK	104	16
	84	15		112	19	BRACKET, FR. GEAR CASE	93	30
	98	25	BOLT, FLANGE, 8X40	100	31	BRACKET, HEAD HANGER	130	12
	126	17	BOLT, FLANGE, 8X45	114	11	BRACKET, HOLDER	84	13
	129	26	BOLT, FLANGE, 8X49	94	17	BRACKET, RR.	55	4
BOLT, FLANGE, 6X22	40	9	BOLT, FLANGE, 8X50	112	20		99	4
	42	11		131	36	BRACKET, STEP	114	7
	77	31	BOLT, FLANGE, 8X74	100	30	BULB, HEADLIGHT	72	7
	83	37	BOLT, FORK COVER	93	33	BULB, TAIL & STOP LIGHT	125	6
	123	34	BOLT, FR. DISK, 8X24	95	8	BUSH, RR. STABILIZER	118	1
	134	27	BOLT, HANDLE LEVER PIVOT	75	27	BUSH, STEERING	80	2
BOLT, FLANGE, 6X25	36	14		77	23	BUSH, THROTTLE PIVOT	74	14
	40	10	BOLT, HEX., 6X20	129	23	BUSH, UPPER ARM	86	1
	43	18	BOLT, OIL FEED PIPE SETTING	43	9		87	1
	55	11	BOLT, OIL PATH	43	8		115	1
	62	26	BOLT, OIL, 10X22	77	24		117	1
	77	30		97	18		120	23
	129	26	BOLT, RECESSED, 5X28	36	17			
	135	18	BOLT, RR. FENDER SETTING	83	28	[C]		
BOLT, FLANGE, 6X28	36	15	BOLT, SEALING, 18MM	37	27	CABLE COMP., HAND BRAKE	74	8
	41	3	BOLT, SEALING, 8MM	44	22	CABLE COMP., THROTTLE	74	1
	51	15		61	15	CABLE, BATTERY EARTH	126	8
	72	14		93	32	CABLE, BATTERY RELAY	126	3
BOLT, FLANGE, 6X32	51	16		102	15	CABLE, EARTH	128	10
	53	7	BOLT, SETTING	55	5	CABLE, STARTER MOTOR	126	4
	61	14	BOLT, SOCKET, 10X147	115	13	CALIPER SUB ASSY., L. FR.	94	13
BOLT, FLANGE, 6X35	43	19	BOLT, SOCKET, 10X50	94	16	CALIPER SUB ASSY., RR.	99	3
	51	17	BOLT, SOCKET, 12X130	115	14	CALIPER SUB ASSY., R. FR.	94	15
	56	6	BOLT, SOCKET, 5X12	53	3	CAMSHAFT COMP.	38	3
	62	27	BOLT, SOCKET, 6X15	88	21	CAP	73	2
BOLT, FLANGE, 6X40	56	7	BOLT, SOCKET, 6X23	115	12		78	2
	104	22	BOLT, SOCKET, 6X32	53	4	CAP ASSY., FUEL TANK	104	14
BOLT, FLANGE, 6X45	42	17	BOLT, SOCKET, 8X12	54	7	CAP ASSY., NOISE SUPPRESSOR	128	3
BOLT, FLANGE, 6X50	43	20	BOLT, SPECIAL FLANGE, 8X12	135	14		129	31
	62	28	BOLT, SPECIAL, 12MM	66	5	CAP ASSY., RESERVE TANK	133	14
BOLT, FLANGE, 6X55	50	17	BOLT, STUD, 10X265	56	10	CAP COMP., RADIATOR	133	9
	56	8	BOLT, STUD, 8X25	37	22	CAP, 14MM	51	19
			BOLT, WHEEL, 10X32	95	7			
				96	6			



PART NAME INDEX

Part name	Page	Ref.	Part name	Page	Ref.	Part name	Page	Ref.
CAP, ARM PIVOT	115	3	CLAMP, MASTER CYLINDER OIL			CLUTCH, ONE WAY	54	3
CAP, BLEEDER	94	8	HOSE	97	8	COIL ASSY., IGNITION	129	30
	100	26			9	COIL COMP., IGNITION	128	1
CAP, DUMMY	128	11	CLAMP, TUBE	106	12	COLLAR	104	21
CAP, L. TAILLIGHT COVER	123	17			14		128	13
CAP, MASTER CYLINDER	76	8	CLAMP, WATER HOSE	42	7	COLLAR A, LOWER ARM	115	9
CAP, OIL CUP	97	7	CLAMP, WATER HOSE, 40-63MM	112	10		117	7
CAP, OIL FILLER	51	9	CLAMP, WATER HOSE, 70-95MM	113	21	COLLAR B, LOWER ARM	115	10
CAP, PARKING LEVER	75	24	CLIP	72	10		120	24
CAP, PIVOT, 10X32	86	2	CLIP, 2X70	66	7	COLLAR, 6.3X13.5	123	27
CAP, PIVOT, 12X36	119	14		84	17	COLLAR, AIR CLEANER BREATHER ..	111	31
CAP, R. TAILLIGHT COVER	123	16	CLIP, 32.5MM	63	15	COLLAR, ARM PIVOT	115	8
CAP, TAPPET ADJUSTING HOLE ...	90	2	CLIP, AIR HOSE, 21.5	110	21		117	6
	101	2	CLIP, BREATHER TUBE	110	18	COLLAR, BUSH	121	3
CAP, WHEEL CENTER	95	5	CLIP, CABLE, 10MM	93	42	COLLAR, COVER SETTING	73	5
	96	5		131	27	COLLAR, ENGINE HANGER	130	10
CARRIER, FR. LUGGAGE	135	8			39	COLLAR, FINAL SHIFTER	63	1
CARRIER, RR. LUGGAGE	135	11	CLIP, CABLE, 15MM	104	24	COLLAR, FR. COVER	43	6
CASE ASSY., AIR CLEANER	110	10		131	28	COLLAR, FR. FENDER	82	7
CASE ASSY., THROTTLE LEVER ...	74	9			40		122	3
CASE SUB ASSY., FR. GEAR	90	14	CLIP, CABLE, 20MM	131	29		130	17
CASE SUB ASSY., RR. FINAL GEAR	101	4			41	COLLAR, FR. GEAR CASE	93	29
CASE, DIFFERENTIAL	93	25	CLIP, CABLE, 25MM	131	30	COLLAR, HEADLIGHT SETTING	78	16
CHAIN, CAM	40	2			42	COLLAR, MOUNTING RUBBER	112	14
CHAIN, OIL PUMP DRIVE	50	10	CLIP, CABLE, 30MM	80	9	COLLAR, NUMBER BRACKET SETTING	124	3
CIRCLIP	77	26			43	COLLAR, OIL FEED PIPE SETTING ..	43	7
	88	2	CLIP, CABLE, 8MM	131	26	COLLAR, OVER FENDER, 6.1X10.5 ..	124	2
	97	14	CLIP, FUEL BREATHER TUBE	51	20	COLLAR, RADIATOR MOUNTING	106	10
	119	12		61	17		133	12
CIRCLIP, EXTERNAL, 13MM	64	12	CLIP, HARNESS	61	17	COLLAR, REFLECTOR SETTING	108	19
CIRCLIP, EXTERNAL, 15MM	54	10		67	20	COLLAR, RR. CUSHION	85	5
CIRCLIP, EXTERNAL, 34MM	86	20		126	20		86	11
	87	16	CLIP, HOSE	55	1	COLLAR, RR. KNUCKLE	119	16
	89	27	CLIP, LID	111	27	COLLAR, SHAFT	84	11
CIRCLIP, EXTERNAL, 35MM	103	14	CLIP, MUDGUARD	83	30	COLLAR, TANK SETTING	104	6
CIRCLIP, EXTERNAL, 40MM	47	9		104	23	COLLAR, TENSIONER	40	6
CIRCLIP, EXTERNAL, 42MM	45	14	CLIP, NEEDLE THRUST BEARING,	102	22	COLLAR, UPPER ARM	86	10
CIRCLIP, INTERNAL, 22MM	44	25	12MM	102	22		87	9
CIRCLIP, INTERNAL, 44MM	80	8	CLIP, PISTON PIN, 23MM	57	6	CONNECTOR, DIODE	128	9
CIRCLIP, INTERNAL, 55MM	89	28	CLIP, SUB TANK HOSE	110	20	CONNECTOR, MASTER CYLINDER	97	2
CIRCLIP, INTERNAL, 60MM	119	22	CLIP, TUBE	72	8	CONVERTER ASSY., TORQUE	49	1
CIRCLIP, SPECIAL, 23MM	59	15		93	56	COOLER COMP., OIL	132	3
CLAMP	73	4	CLIP, WASHER MOUTH	104	25	CORD ASSY., HIGH TENSION	128	4
CLAMPER A, CHOKE CABLE	104	19	CLIP, WIRE HARNESS	125	15	CORD COMP., HEADLIGHT	72	4
CLAMPER, A.C. GENERATOR CORD ..	53	5		130	3	COTTER, VALVE	38	16
CLAMPER, FUEL HOSE	67	18	CLIP, WIRE HARNESS, 25MM	134	29	COUNTERSHAFT COMP.	59	2
CLAMPER, HOSE	42	4	CLUTCH ASSY., FR. FINAL	91	17	COVER ASSY., FR.	43	2
CLAMP A, FR. BRAKE HOSE	76	17			6	COVER ASSY., FUEL TANK CENTER ..	107	8
CLAMP A, L. FR. BRAKE HOSE ...	77	19			20	COVER ASSY., L. ENGINE SIDE ...	107	2
CLAMP A, R. FR. BRAKE HOSE ...	77	18			8	COVER ASSY., R. ENGINE SIDE ...	107	1
CLAMP B, FR. BRAKE HOSE	97	16			30	COVER A, MUFFLER	135	12
CLAMP B, L. FR. BRAKE HOSE ...	76	15			11	COVER A, SNORKEL	110	15
CLAMP B, R. FR. BRAKE HOSE ...	76	16			26	COVER B, SNORKEL	110	16
CLAMP C, FR. BRAKE HOSE	76	15			25	COVER COMP., A.C. GENERATOR ...	51	7
	16				15	COVER COMP., CYLINDER HEAD ...	36	4
	17				15	COVER COMP., RR.	51	4
CLAMP, HOSE, 22-29MM	42	9			3	COVER COMP., R. SIDE	108	14
	133	20			29	COVER COMP., WATER PUMP	42	2
					17	COVER SET, FUSE	128	15

PART NAME INDEX

Part name	Page	Ref.	Part name	Page	Ref.	Part name	Page	Ref.
COVER SET, L. TANK SIDE	108	12	[D]			FENDER, R. INNER.....	83	19
COVER SET, R. TANK SIDE	107	10	DAMPER, CONNECTOR	106	4	FENDER, R. RR.	122	5
COVER SET, STEERING	83	24	DIAPHRAGM	76	11	FILTER SET	106	2
COVER SUB ASSY., FR. GEAR CASE	90	15		97	12	FLOAT, FR. MASTER CYLINDER	76	12
COVER SUB ASSY., RR. FINAL				92	24	FLYWHEEL COMP.	53	1
GEAR	101	6	DIFFERENTIAL ASSY.	92	24	FOLLOWER SET, CAM	93	26
COVER, BATTERY	126	13	DIODE ASSY., THREE WAY	128	6	FOLLOWER, CAM	38	5
COVER, BATTERY TERMINAL	126	6	DISK, CLUTCH	45	5	FORK, GEARSHIFT	64	1
COVER, BODY	67	6		47	6	FUEL UNIT SET	104	17
COVER, CONNECTOR	128	8	DISK, FR. BRAKE	95	6	FUSE, MINI	129	27
COVER, DUST	84	1	DISK, RR. BRAKE	103	8			28
	94	5	DOWEL PIN, 8X10	38	21			29
	99	13	DOWEL PIN, 8X14	44	41	[G]		
COVER, EX. PIPE	112	6		52	35			
COVER, FR. FINAL CLUTCH	92	23		56	14	GASKET SHEET KIT A	69	1
COVER, FR. MUFFLER	112	7		62	24	GASKET SHEET KIT B	70	1
COVER, FR. SENSOR	92	22	DOWEL PIN, 8X38	50	12	GASKET, A.C. GENERATOR COVER ..	51	8
COVER, FUEL PUMP	106	5	DRIVER, SCREW	136	3		70	1
COVER, FUEL TANK TOP	108	13	DRUM ASSY., GEARSHIFT	64	3	GASKET, CYLINDER	41	2
COVER, L. HANDLE LEVER	74	20	DUCT, RESONATOR	110	13		69	1
COVER, L. HEADLIGHT	72	6	DUCT, SNORKEL	110	14	GASKET, CYLINDER HEAD	36	3
COVER, L. TAILLIGHT	125	10	DUST SEAL	121	7		69	1
COVER, MAGNETIC SWITCH			DUST SEAL, 15X20X2.5	114	9	GASKET, CYLINDER HEAD COVER ...	36	5
TERMINAL	126	7	DUST SEAL, 16X24X4	85	7		69	1
COVER, METER LOWER	78	15		86	17	GASKET, EX. PIPE	69	1
COVER, METER UPPER	78	11	DUST SEAL, 18X23X4	119	18		112	1
COVER, MUFFLER	112	8	DUST SEAL, 19X22.5X10.5	95	11	GASKET, OIL CONTROL COVER	61	4
COVER, OIL FILTER	43	10	DUST SEAL, 22X26.5X11	96	9		70	1
COVER, RADIATOR GRILLE	133	7	DUST SEAL, 24X32X7	86	18	GASKET, RR. COVER	51	5
COVER, RR. METER LOWER	78	8	DUST SEAL, 24X36X7	115	20		70	1
COVER, R. ENGINE SUB	122	8	DUST SEAL, 27X37X5	80	12	GASKET, TENSIONER HOLE	40	1
COVER, R. HANDLE	77	21	DUST SEAL, 28X36X7	119	21		69	1
COVER, R. HEADLIGHT	72	3	DUST SEAL, 30X44X9	80	11	GASKET, WATER PUMP COVER	42	3
COVER, R. SIDE LOWER	108	15	DUST SEAL, 38X55X6	89	25		70	1
COVER, R. TAILLIGHT	125	9	DUST SEAL, 40X58X7	88	24	GAUGE, OIL LEVEL	43	15
COVER, SHAFT	99	19	DUST SEAL, 42X59X6	119	19	GAUGE, TIRE PRESSURE	136	9
COVER, SOLENOID	61	2	DUST SEAL, 44X62X7	119	20	GEAR ASSY., FR. FINAL	90	12
COVER, TAPPET ADJUSTING HOLE	36	6	DUST SEAL, 9X16X5	75	32	GEAR ASSY., RR. FINAL	101	3
COVER, TERMINAL	126	5	DUST SEAL, ENGINE MOUNTING	130	9	GEAR A, REVERSE IDLE	63	7
COVER, THERMOSTAT	36	12	DUST SEAL, FR. ARM PIVOT	115	21	GEAR B, REVERSE IDLE	63	8
COVER, THROTTLE BODY	104	1		117	17	GEAR COMP., FR. PINION	91	18
CRANKCASE COMP., FR.	56	1	[E]			GEAR COMP., PRIMARY DRIVEN ...	45	9
CRANKCASE COMP., RR.	56	3	ELEMENT, AIR CLEANER	110	11	GEAR COMP., STARTER DRIVEN ...	54	1
CRANKSHAFT COMP.	57	1	ELEMENT, OIL FILTER	43	11	GEAR C, STARTER REDUCTION	54	5
CUP	99	7	EMBLEM, L. FUEL TANK COVER ...	138	2	GEAR, COUNTERSHAFT LOW	59	4
CUP COMP., OIL	97	5	EMBLEM, PRODUCT	79	18	GEAR, COUNTERSHAFT SECOND	59	6
CUSHION ASSY., FR.	85	1	EMBLEM, R. FUEL TANK COVER ...	138	1	GEAR, COUNTERSHAFT THIRD	59	8
			END COMP., L. TIE ROD	81	2	GEAR, FINAL DRIVE	63	3
CUSHION ASSY., RR.	121	1	END COMP., R. TIE ROD	81	1	GEAR, FINAL DRIVEN	65	2
CUSHION RING, INJECTOR	67	16	[F]			GEAR, FR. RING	91	19
CUSHION, PGM-FI UNIT	128	19	FAN COMP., COOLING	133	5	GEAR, MAINSHAFT FIRST	59	3
CUSHION, RELAY	128	17	FENDER, FR.	82	4	GEAR, MAINSHAFT SECOND	59	5
CUSHION, SEAT MOUNTING	122	4	FENDER, L. INNER	83	20	GEAR, MAINSHAFT THIRD	59	7
CYLINDER COMP.	41	1	FENDER, L. RR.	122	9	GEAR, REVERSE DRIVE	63	6
CYLINDER SET, MASTER	76	13	FENDER, OVER	124	1	GEAR, RR. PINION	101	7
CYLINDER SUB ASSY., FR. BRAKE						GEAR, RR. RING	101	8
MASTER	76	7				GRILLE, FR.	135	5
CYLINDER SUB ASSY., RR. BRAKE								
MASTER	97	4						



PART NAME INDEX

Part name	Page	Ref.	Part name	Page	Ref.	Part name	Page	Ref.
GRILLE, L. FR.	135	6	HOSE COMP. A, FR. BRAKE	76	3	LABEL, RR. CARRIER	137	5
GRILLE, R. FR.	135	4	HOSE COMP. A, OIL	132	1			6
GRIP	136	4	HOSE COMP. B, FR. BRAKE	76	4	LABEL, RR. DAMPER	121	4
GRIP, HANDLE	74	15	HOSE COMP. B, OIL	132	2	LABEL, TRAILER HITCH	137	1
GROMMET	128	14	HOSE COMP., FUEL FEED	67	17			2
GROMMET, RR. FENDER	111	24	HOSE COMP., RR. BRAKE	97	1	LENS COMP., L. TAILLIGHT	125	5
GROMMET, SIDE COVER	83	25	HOSE COMP., RR. BRAKE MASTER			LENS COMP., R. TAILLIGHT	125	3
	107	11	CYLINDER	97	6	LEVER COMP., R. HANDLE	77	20
	123	23	HOSE, DRAIN	42	8	LEVER COMP., SELECT	84	10
	130	18	HOSE, LOWER WATER	133	19	LEVER, BRAKE LOCK	99	21
GROMMET, TA SENSOR	110	23	HOSE, UPPER WATER	133	18	LEVER, L. STEERING HANDLE	74	21
GUARD ASSY., ENGINE	130	14	HUB COMP., RR. WHEEL	96	1	LEVER, PARKING BRAKE LOCK	75	23
GUARD, HANDLE END	74	16	HUB SUB ASSY., FR.	95	2	LEVER, THROTTLE	74	11
GUARD, L. FR. INBOARD	86	4				LID ASSY., UTILITY BOX	82	13
	87	3	[I]			LID, AIR CLEANER CASE	110	3
GUARD, L. FR. OUTBOARD	88	18	INJECTOR ASSY., FUEL	67	14	LID, OIL	123	22
GUARD, L. RR.	115	5	INSULATOR, THROTTLE BODY	36	7	LIFTER ASSY., TENSIONER	40	5
	117	4				LIMITER ASSY., TORQUE	54	6
GUARD, L. SPLASH	88	14	[J]			LINK COMP., STABILIZER RR.	118	4
GUARD, R. FR. INBOARD	86	3						
	87	2	JOINT ASSY., FUEL	104	2	[M]		
GUARD, R. FR. OUTBOARD	88	17	JOINT ASSY., YOKE	103	3	MAINSHAFT COMP.	59	1
GUARD, R. RR.	115	4	JOINT A, ARM BALL	86	9	MARK, FR. COVER	138	3
	117	3		87	7			5
GUARD, R. SPLASH	88	13		88	19	MARK, L. WING	138	2
GUIDE COMP., CLUTCH	47	8	JOINT B, BRAKE ARM	100	33	MARK, R. WING	138	1
GUIDE COMP., THIRD CLUTCH	45	8	JOINT COMP., INBOARD	88	7	MARK, SELECT	75	26
GUIDE, CAM CHAIN	40	4		119	2	MARK, STEERING COVER	138	4
GUIDE, DUST SEAL	121	2	JOINT, BRAKE ROD	97	15	MAT, FUEL TANK CENTER COVER	107	7
GUIDE, FINAL SHAFT	63	5	JOINT, BREATHER TUBE	130	24	MAT, FUEL TANK SIDE COVER	107	9
GUIDE, MAINSHAFT FIRST DRIVE			JOINT, FR. PROPELLER SHAFT	90	9	METER ASSY., COMBINATION	73	1
GEAR	45	10	JOINT, OIL HOSE	43	5	MOTOR ASSY., FAN	133	6
GUIDE, SPRING	99	18	JOINT, RR. PINION	101	5	MOTOR ASSY., STARTER	55	2
GUIDE, VALVE	36	2	JOINT, SPECIAL	50	7	MUDGUARD ASSY., RR.	123	20
			JOINT, WATER	42	10	MUDGUARD, L. CENTER	122	7
[H]						MUDGUARD, L. FR. LOWER	83	22
HANGER, LOWER ENGINE	130	15	[K]			MUDGUARD, L. FR. SIDE	83	21
HARNES, WIRE	128	7	KEY, BLANK	78	5	MUDGUARD, L. RR.	123	19
HEADLIGHT ASSY.	72	1	KEY, SPECIAL WOODRUFF, 25X18 ..	57	7	MUDGUARD, L. RR. SIDE	123	13
HEADLIGHT UNIT, L.	72	5	KNOB COMP., RECOIL STARTER	66	4	MUDGUARD, R. CENTER	122	6
HEADLIGHT UNIT, R.	72	2	KNOB COMP., SELECT LEVER	84	3	MUDGUARD, R. FR. LOWER	83	18
HEAD COMP., CYLINDER	36	1	KNUCKLE ASSY., L.	88	16	MUDGUARD, R. FR. SIDE	83	17
HITCH COMP., TRAILER	130	16	KNUCKLE ASSY., L. RR.	119	15	MUDGUARD, R. RR.	123	18
HOLDER COMP. B, CAMSHAFT	38	2	KNUCKLE ASSY., R.	88	15	MUDGUARD, R. RR. SIDE	123	12
HOLDER COMP., STEERING SHAFT ..	80	1	KNUCKLE ASSY., R. RR.	119	13	MUFFLER ASSY.	112	3
HOLDER SET, BRUSH	55	6				[N]		
HOLDER, ELEMENT	110	2	[L]			NUT	78	3
HOLDER, HANDLE UNDER	78	9	LABEL, BRAKING INFORMATION	137	7	NUT-WASHER, 6MM	55	8
HOLDER, HANDLE UPPER	78	10				NUT B, BRAKE ROD ADJUSTING	100	34
HOLDER, LEVER BRACKET	74	18	LABEL, FRENCH TRANSLATION	137	9	NUT, 10MM	99	20
HOLDER, MASTER CYLINDER	76	9	LABEL, FR. CARRIER	137	3	NUT, AXLE, 20MM	96	7
HOLDER, STABILIZER BUSH	118	2				NUT, CASTLE, 12MM	86	15
HOLDER, THROTTLE CASE	74	13	LABEL, FUEL	137	11		87	13
HORN COMP.	130	4	LABEL, RADIATOR CAP	133	10	NUT, CASTLE, 16MM	95	9
HOSE A, FR. BRAKE	76	3				NUT, CLIP, 5MM	79	22
HOSE A, WATER	42	5						
HOSE B, WATER	42	6						



PART NAME INDEX

Part name	Page	Ref.	Part name	Page	Ref.	Part name	Page	Ref.
NUT, CLIP, 6MM	72	9	OIL SEAL, 25X35X5	44	28	0-RING, 31.2X1.9	46	18
	123	30		52	25		59	21
	125	14	OIL SEAL, 28X55X7	102	24	0-RING, 32.95X2.62	42	13
	126	15	OIL SEAL, 33X70X8	102	25		70	2
NUT, FLANGE CAP, 10MM	36	18	OIL SEAL, 33X75X8	102	26	0-RING, 39.8X2.2	47	11
NUT, FLANGE, 10MM	131	33	OIL SEAL, 34X50X7	52	27	0-RING, 41.8X2.2	46	16
NUT, FLANGE, 6MM	73	9	OIL SEAL, 9X18X7	56	12	0-RING, 43X2.5	44	33
	77	29	ORIFICE, 1.0MM	51	6		70	2
	124	6	ORIFICE, MAIN	43	1	0-RING, 4X2	55	10
NUT, FLANGE, 8MM	79	25	0-RING	99	11	0-RING, 57X2.5	37	21
	84	16	0-RING, 100X2.2	47	12		69	2
	93	40	0-RING, 104X2.2	46	17	0-RING, 5X1.7	44	36
	112	17	0-RING, 11X2.4	132	5		52	31
		18	0-RING, 11.5X2.3	50	13		56	13
	114	10		66	6		70	2
	131	32	0-RING, 11.7X1.9	70	2	0-RING, 64X2.5	93	47
NUT, HEX., 12MM	81	6	0-RING, 11.8X3.55	61	23	0-RING, 6X1.5	44	38
NUT, HEX., 16MM	102	20	0-RING, 136X2	104	3		70	2
NUT, HEX., 6MM	75	42	0-RING, 139.5X2	93	55	0-RING, 75X2.5	44	29
		43	0-RING, 13.5X1.5	102	29		70	2
	84	18	0-RING, 13.8X2.5	116	22	0-RING, 7X1.7	44	30
	127	23		52	28		61	20
NUT, LOCK, 22MM	49	2		70	2		70	2
NUT, LOCK, 64MM	102	18	0-RING, 14.7X2.2	50	15	0-RING, 7.6X1.9	61	21
NUT, SELF-LOCK, 10MM	79	20		70	2	0-RING, 7.8X1.9	68	21
	85	3	0-RING, 14.8X2.4	50	14	0-RING, 8.4X2.4	44	39
	86	14		70	2		71	2
	87	12		98	21	0-RING, 8.5X1.9	44	37
	93	39	0-RING, 15X2.5	44	32		70	2
	102	19		70	2	0-RING, 9X1.8	52	29
	115	16	0-RING, 17X1.4	116	23		70	2
	117	13	0-RING, 17X3.6	52	30	0-RING, 9.6X1.9	61	22
	118	6		70	2	OUTER COMP., STARTING CLUTCH..	54	2
	121	6	0-RING, 17.0X2.5	52	33			
	130	23		71	2	[P]		
NUT, SELF-LOCK, 12MM	80	6	0-RING, 17.4X2.9	42	14	PACKING, 8MM	44	24
	81	5		70	2		61	18
	115	17	0-RING, 17.8X1.9	44	34		93	41
	117	14		67	13		102	21
	80	5		70	2	PACKING, BASE	61	11
NUT, SELF-LOCK, 14MM	115	18	0-RING, 18X1.9	60	22		104	18
NUT, SELF-LOCK, 6MM	134	24	0-RING, 18.3X2.4	93	54	PACKING, FUEL CAP	104	15
NUT, SERRATE, 5MM	133	3	0-RING, 18.5X1.9	44	31	PACKING, MUFFLER	69	1
NUT, SETTING	45	11		70	2		112	12
NUT, SPECIAL, 16MM	83	16	0-RING, 18.5X2.4	93	53	PACKING, OIL STRAINER	50	9
NUT, SPECIAL, 6MM	97	19	0-RING, 19X3	102	28	PACKING, RESERVE TANK	133	15
NUT, SPECIAL, 8MM	78	17	0-RING, 19.4X2.3	103	13	PACKING, THROTTLE CASE	75	33
NUT, SPEED, 4MM	107	4	0-RING, 1.5X9.5	38	20	PAD SET, L. FR.	94	2
	36	10		69	2	PAD SET, RR.	99	1
NUT, SQUARE, 5MM	38	18	0-RING, 21.5X3.2	52	32	PAD SET, R. FR.	94	3
NUT, TAPPET ADJUSTING	81	4		70	2	PEDAL ASSY., BRAKE	114	3
NUT, TIE ROD LOCK	135	15	0-RING, 22X1.9	44	40	PGM-FI UNIT	128	18
NUT, WELL, 6MM	95	10		71	2	PIN A	99	14
NUT, WHEEL	96	8	0-RING, 24.4X3.1	55	9	PIN A, DOWEL, 12X16	37	23
				70	2		41	5
[O]			0-RING, 27X2	44	35	PIN D, JOINT	98	24
				70	2	PIN, OIL GUIDE, 10MM	61	1
OIL SEAL, 13X22X5	52	26	0-RING, 30.8MM	93	48			
OIL SEAL, 22X48X7	93	45		102	27			



PART NAME INDEX

Part name	Page	Ref.	Part name	Page	Ref.	Part name	Page	Ref.	
PIN, OIL GUIDE, 8MM	51	1	PUMP COMP., WATER	42	1	RUBBER, RR. HEAT PROTECTOR	104	12	
	56	2				RUBBER, SEAT CUSHION	109	3	
PIN, PISTON	57	4	[R]			RUBBER, SEAT STOPPER	126	16	
PIN, RING GEAR STOPPER	101	9					135	7	
PIN, SPLIT, 2.0X15	98	23	RADIATOR COMP.	133	1	RUBBER, SILENCER	106	8	
PIN, SPLIT, 2.0X22	80	13	RECTIFIER ASSY., REGULATOR	128	5	RUBBER, SPACER	107	6	
	81	7	REFLECTOR, FR. REFLEX	135	3	RUBBER, STAND STOPPER	84	2	
PIN, SPLIT, 3.0X18	86	19	REFLECTOR, RR. REFLEX	135	2	RUBBER, STOPPER	135	1	
	87	15	RELAY, WATER PROOF	128	16	RUBBER, TAILLIGHT MOUNTING	125	8	
	89	26	RESONATOR	110	17	RUBBER, TAILLIGHT SETTING	122	1	
PIN, SPLIT, 3.0X25	80	14	RETAINER	67	19	RUBBER, TANK MOUNTING	104	5	
	95	12	RETAINER, 6MM	82	1	RUBBER, TANK SPACER	126	1	
PIN, SPLIT, 4.0X30	96	10	RETAINER, BRACKET	99	5				
PIN, STATOR STOPPER	56	5	RETAINER, FR. BRACKET	94	11	[S]			
PIPE A, OIL	50	8	RETAINER, VALVE SPRING	38	14				
PIPE COMP. B, FEED	43	16	RING	55	7	SCREEN, OIL FILTER	56	4	
PIPE COMP. C, FEED	43	17	RING SET, PISTON	57	2	SCREW-WASHER	67	2	
PIPE COMP., FR. BRAKE	76	5	RING, INTERNAL DOUBLE COIL	63	14	SCREW-WASHER, 4X12	75	40	
PIPE COMP., FR. CARRY	135	9	RING, RETAINING	99	16		98	22	
PIPE COMP., OIL FILLER	51	10	RING, SNAP	88	1	SCREW-WASHER, 4X16	75	41	
PIPE COMP., OIL RETURN	50	11			6	SCREW-WASHER, 4X30	77	28	
PIPE COMP., PIVOT	84	7			119	1	SCREW, BLEEDER	94	7
PIPE, CP	125	1			11		100	25	
PIPE, EX.	112	5	RING, SNAP, 114X1.8	47	10	SCREW, CROSS-RECESSED HEAD			
PIPE, PIVOT INNER	84	8	RING, SNAP, 119MM	45	15	MACHINE	78	6	
PIPE, STEERING HANDLE	78	7		46	15	SCREW, FLAT, 4X12	77	27	
PISTON	57	3	RING, STOPPER	90	7	SCREW, PAN, 4X16	75	35	
	94	12			13	SCREW, PAN, 4X8	75	34	
PISTON ASSY.	99	6			2	SCREW, PAN, 5X12	68	22	
PISTON COMP., CLUTCH	45	1	ROD	99	10	SCREW, PAN, 5X14	75	36	
	47	1	ROD COMP., PUSH	38	8	SCREW, PAN, 5X18	75	37	
PISTON COMP., SLEEVE	99	12		97	11	SCREW, PAN, 5X28	75	38	
PISTON SET, MASTER CYLINDER ..	97	10	ROD, BATTERY BOX	126	14	SCREW, PAN, 6X11	108	16	
PIVOT, SHIFT DRUM STOPPER ARM	64	8	ROD, TIE	81	3	SCREW, PAN, 6X14	108	18	
PLATE, CAM HOLDER	38	4	ROLLER, 4X15.8	50	19		135	13	
PLATE, CLUTCH	45	7	ROPE, RECOIL STARTER	66	2	SCREW, PAN, 6X16	75	39	
	47	5	ROTOR A, OIL PUMP INNER	50	2	SCREW, PARKING LEVER PIVOT	75	28	
PLATE, CLUTCH END	45	6	ROTOR A, OIL PUMP OUTER	50	3	SCREW, SPECIAL, 6X8	123	24	
	47	7	RUBBER B, STOPPER	130	13	SCREW, TAPPET ADJUSTING	38	17	
PLATE, DIAPHRAGM	76	10	RUBBER C, MOUNTING	130	8	SCREW, TAPPING, 3X16	73	6	
	97	13	RUBBER C, STAND STOPPER	105	27	SCREW, TAPPING, 4X12	123	32	
PLATE, FR. SKID	135	10	RUBBER C, BATTERY	82	3	SCREW, TAPPING, 4X16	73	7	
PLATE, IDLE AIR CONTROL VALVE	67	11	RUBBER, CUSHION PAD	104	20		79	23	
PLATE, RADIATOR	82	5	RUBBER, ENGINE HEAD MOUNTING ..	130	11	SCREW, TAPPING, 5X10	111	32	
PLATE, RADIATOR GRILLE	133	8	RUBBER, ENGINE LOWER MOUNTING ..	130	7	SCREW, TAPPING, 5X12	72	12	
PLATE, SHIFT GATE	84	12	RUBBER, FR. FENDER MOUNTING	82	6		105	26	
PLATE, UNIT SET	104	8		122	2		123	36	
PLIERS, 135	136	5	RUBBER, FUEL JOINT	106	4	SCREW, TAPPING, 5X16	126	22	
PLUG, FR. FENDER	82	9	RUBBER, HEAT PROTECTOR	104	10		73	8	
PLUG, SPARK	37	26	RUBBER, MAGNETIC SHOCK	126	10		79	24	
PROTECTOR, HEAT	112	7	RUBBER, MOUNTING	73	3	SCREW, TAPPING, 5X20	83	31	
	123	35	RUBBER, MUFFLER MOUNTING	112	15		72	13	
PROTECTOR, L. TAILLIGHT COVER	123	15	RUBBER, PROTECTOR PACKING	107	3	SCREW, TAPPING, 6X16	83	32	
PROTECTOR, MUFFLER	123	21	RUBBER, RADIATOR	133	2		125	12	
PROTECTOR, R. TAILLIGHT COVER	123	14	RUBBER, RADIATOR MOUNTING	106	9	SCREW, TORX	67	12	
PROTECTOR, TANK UNDER HEAT ..	104	9		130	2	SCREW, TORX, 5X17	67	5	
PULLEY COMP., RECOIL	66	3		130	2	SCREW, TORX, 5X8.7	67	4	
PUMP ASSY., FUEL	106	1	RUBBER, RADIATOR SHROUD	130	11	SCREW, TRUSS, 6X20	124	4	
PUMP ASSY., OIL	50	1							

PART NAME INDEX

Part name	Page	Ref.	Part name	Page	Ref.	Part name	Page	Ref.
SEAL A, RUBBER	93	49	SHIM B, PINION GEAR	90	16	SLEEVE	94	10
	103	11		101	11		100	29
SEAL B, UTILITY BOX	83	15	SHIM B, STOPPER PIN	101	10	SOCKET COMP., ACCESSORY	78	1
SEAL RING, INJECTOR	67	15	SHIM C	93	27	SOCKET COMP., TAILLIGHT	125	4
SEAL SET, PISTON	94	1	SHIM C, DIFFERENTIAL CASE	91	20	SOLENOID ASSY. A	61	12
	99	2	SHIM C, PINION GEAR	90	16	SOLENOID ASSY. B	61	13
SEAL, AIR CLEANER COVER	110	4		101	11	SOLENOID ASSY., LINEAR	61	10
SEAL, AIR CLEANER DUCT	110	8	SHIM D	93	27	SPACER	99	15
SEAL, CUSHION	107	5	SHIM D, DIFFERENTIAL CASE	91	20	SPACER, FR. STOP SWITCH	76	2
SEAL, PIVOT	117	16	SHIM D, PINION GEAR	90	16	SPACER, IGNITION COIL	128	2
	120	25		101	11	SPANNER, 10X12	136	11
SEAL, PROPELLER	93	51	SHIM E	93	27	SPINDLE, GEARSHIFT	64	6
SEAL, RR. CUSHION CONNECTING ROD PIVOT	87	14	SHIM E, DIFFERENTIAL CASE	91	20	SPRING ASSY., RR. BRAKE	114	5
	110	12	SHIM E, PINION GEAR	90	16	SPRING B, ADJUSTING	99	9
SEAL, SNORKEL	110	12		101	11	SPRING COMP., RR. STABILIZER ..	118	3
SEAL, UTILITY BOX LID	83	14	SHIM F	93	27	SPRING, AIR CLEANER CASE LID ..	110	5
SEAL, VALVE STEM	38	1	SHIM F, DIFFERENTIAL CASE	91	20		6	6
SEAT COMP.	109	2	SHIM F, PINION GEAR	90	16	SPRING, ARM RETURN	99	22
SEAT, OIL FILTER SPRING	43	12		101	11	SPRING, CLUTCH RETURN	45	3
SEAT, RETURN SPRING	45	4	SHIM G	93	27		47	3
	47	4	SHIM G, DIFFERENTIAL CASE	91	20	SPRING, CLUTCH WAVE	45	2
SEAT, VALVE SPRING	38	15	SHIM G, PINION GEAR	90	16		47	2
	61	8		101	11	SPRING, DIFFERENTIAL SIDE CONED	93	28
SENSOR ASSY., AIR TEMPERATURE	110	22	SHIM H	93	27	SPRING, FILTER ELEMENT SETTING	43	13
SENSOR ASSY., SPEED	90	4	SHIM H, DIFFERENTIAL CASE	91	20	SPRING, PAD	100	27
		5	SHIM H, PINION GEAR	90	16	SPRING, PARKING BRAKE LEVER ..	74	22
SENSOR ASSY., THERMOSTAT OIL	51	12		101	11	SPRING, PROPELLER SHAFT	103	2
SENSOR ASSY., WATER TEMPERATURE	36	13	SHIM I	102	12	SPRING, RETURN LEVER	75	25
SENSOR COMP., BANK ANGLE	128	12	SHIM I, DIFFERENTIAL CASE	91	20	SPRING, SELECT LEVER	84	9
SENSOR SET	67	1	SHIM I, PINION GEAR	90	16	SPRING, SHAFT	90	6
SENSOR, OXYGEN	113	22		101	11	SPRING, SHIFT DRUM STOPPER	64	5
SEPARATOR COMP.	76	14	SHIM J	91	20	SPRING, STOP SWITCH	114	2
SHAFT ASSY., FR. PROPELLER ..	90	8	SHIM J, DIFFERENTIAL CASE	90	16	SPRING, THROTTLE RETURN	74	12
SHAFT ASSY., PROPELLER	103	1	SHIM J, PINION GEAR	90	16	SPRING, VALVE	61	7
SHAFT B	99	23		101	11	SPRING, VALVE INNER	38	13
SHAFT COMP., BALANCER	57	5	SHIM K	91	20	SPRING, VALVE OUTER	38	12
SHAFT COMP., REVERSE IDLE	63	9	SHIM K, DIFFERENTIAL CASE	91	20	SPROCKET, OIL PUMP DRIVEN	50	4
SHAFT COMP., STARTER REDUCTION	54	4	SHIM K, PINION GEAR	90	16	STARTER ASSY., RECOIL	66	1
SHAFT COMP., STEERING	80	4	SHIM L	92	20	STATOR COMP.	53	2
SHAFT SET, L. FR. DRIVE	88	12	SHIM L, DIFFERENTIAL CASE	92	20	STAY A, COUPLER	128	20
SHAFT SET, L. RR. DRIVE	119	8	SHIM L, PINION GEAR	91	16	STAY COMP., CLUTCH COVER	92	21
SHAFT SET, R. FR. DRIVE	88	10	SHIM M	92	20	STAY, COOLING FAN	133	4
SHAFT SET, R. RR. DRIVE	119	5	SHIM M, DIFFERENTIAL CASE	92	20		134	28
SHAFT, BRAKE PIVOT	114	4	SHIM M, PINION GEAR	91	16	STAY, HARNESS CLAMPER	67	7
SHAFT, FINAL	65	1	SHIM N	92	20	STAY, L. FR. ENGINE SIDE COVER	43	4
SHAFT, FINAL DRIVE	63	2	SHIM N, DIFFERENTIAL CASE	91	16	STAY, L. FR. FENDER	82	10
SHAFT, OUTER REVERSE IDLE	63	10	SHIM O	92	20	STAY, L. MUDGUARD CENTER	82	12
SHAFT, ROCKER ARM	38	9	SHIM O, PINION GEAR	91	16	STAY, L. RR. ENGINE SIDE COVER	51	3
SHAFT, SHIFT FORK	64	2	SHIM P	92	20	STAY, L. RR. FENDER	123	11
SHIFTER, FINAL	63	4	SHIM P, DIFFERENTIAL CASE	92	20	STAY, METER COVER	78	13
SHIM A	93	27	SHIM Q	92	20	STAY, PARKING BRAKE STOPPER ..	74	19
SHIM A, DIFFERENTIAL CASE	91	20	SHIM Q, DIFFERENTIAL CASE	92	20	STAY, R. FR. ENGINE SIDE COVER	43	3
SHIM A, PINION GEAR	90	16	SHIM R	92	20	STAY, R. FR. FENDER	82	8
	101	11	SHIM R, DIFFERENTIAL CASE	92	20	STAY, R. MUDGUARD CENTER	82	11
		12	SHIM S	92	20	STAY, R. RR. ENGINE SIDE COVER	51	2
SHIM A, STOPPER PIN	101	10	SHIM S, DIFFERENTIAL CASE	92	20	STAY, R. RR. FENDER	122	10
SHIM B	93	27	SHIM T	92	20	STAY, STARTER MAGNETIC	126	11
SHIM B, DIFFERENTIAL CASE	91	20	SHIM T, DIFFERENTIAL CASE	92	20	STAY, TUBE GUIDE	78	12
			SHIM U	92	20			
			SHIM U, DIFFERENTIAL CASE	92	20			
			SHIM V	92	20			
			SHIM V, DIFFERENTIAL CASE	92	20			
			SHIM W	92	20			
			SHIM W, DIFFERENTIAL CASE	92	20			
			SHIM, ROTARY COUNTER, 22.2X32X1.40	59	14			



PART NAME INDEX

Part name	Page	Ref.	Part name	Page	Ref.	Part name	Page	Ref.
STEP	114	6	[W]					
STOPPER COMP., GEARSHIFT DRUM	64	4	WASHER A, SEALING, 6MM	51	21			
STRAINER COMP., OIL	50	5		70	2			
STUD, 6X21	82	2	WASHER O-RING KIT A	69	2			
SUB CORD, SOLENOID	61	9	WASHER O-RING KIT B	70	2			
SUB HARNESS, FR. FINAL CLUTCH	90	3	WASHER SET	54	8			
SUB STAY, FUEL PUMP	106	3	WASHER, 10.3MM	79	21			
SWITCH ASSY., CHANGE	51	11	WASHER, 13X21X1	64	9			
SWITCH ASSY., ELECTRIC SHIFT	74	2	WASHER, 16MM	45	12			
SWITCH ASSY., FR. STOP	74	6	WASHER, 5.4X14X0.5	82	1			
	76	1	WASHER, 9X20	75	30			
SWITCH ASSY., HORN	74	3	WASHER, CONICAL SPRING	106	11			
SWITCH ASSY., IGNITION	78	4	WASHER, DRAIN PLUG, 12MM	52	34			
SWITCH ASSY., MODE SELECT	74	5		71	2			
SWITCH ASSY., RR. STOP	114	1	WASHER, DRUM STOPPER	64	10			
SWITCH ASSY., SELECT	74	7	WASHER, LOCK, 6MM	75	29			
SWITCH ASSY., STARTER MAGNETIC	126	9	WASHER, OIL BOLT	77	25			
				97	20			
[T]			WASHER, PLAIN, 10MM	36	19			
TAILLIGHT ASSY.	125	2		135	16			
TANK COMP., FUEL	104	7	WASHER, PLAIN, 5MM	111	33			
TANK, RADIATOR RESERVE	133	16	WASHER, PLAIN, 8MM	83	33			
TENSIONER COMP., CAM CHAIN ...	40	3			34			
TERMINAL SET, BRUSH	55	3		123	33			
THERMOSTAT ASSY.	36	11	WASHER, SEALING, 10.2MM	51	22			
THROTTLE BODY ASSY.	67	8		70	2			
TIRE	95	4	WASHER, SEALING, 6MM	36	20			
	96	3		40	8			
TIRE, FR.	95	4		69	2			
TIRE, RR.	96	3	WASHER, SEALING, 6.5MM	42	12			
TRAY, FUEL TANK	104	4		70	2			
TUBE COMP., BREATHER	110	19	WASHER, SPECIAL, 17MM	63	11			
TUBE COMP., FUEL	106	7	WASHER, SPECIAL, 20MM	59	13			
TUBE COMP., FUEL PUMP BREATHER	106	6	WASHER, SPECIAL, 25MM	59	9			
TUBE COMP., GUIDE	78	14	WASHER, SPECIAL, 28MM	59	10			
TUBE, 3.5X630	93	57	WASHER, SPRING, 10MM	100	32			
TUBE, AIR CLEANER CONNECTING	110	9	WASHER, SPRING, 6MM	126	18			
TUBE, AIR CLEANER DRAIN	110	7	WASHER, THRUST, 13X24X1	63	12			
TUBE, BREATHER, 3.5X1450	102	13	WASHER, THRUST, 14MM	80	7			
TUBE, FUEL CAP BREATHER	104	13	WASHER, THRUST, 20MM	63	13			
TUBE, RADIATOR RESERVE	133	17	WASHER, THRUST, 22X15.5X0.5 ...	44	23			
TUBE, RESERVE TANK BREATHER ..	133	13	WASHER, THRUST, 22X31.5X2	49	3			
			WASHER, THRUST, 23X42X1	45	13			
[U]			WASHER, THRUST, 25MM	59	11			
U-CLIP	83	29	WASHER, THRUST, 25X46X2	65	3			
	123	28	WASHER, THRUST, 30X42X1	59	12			
			WASHER, WAVE, 12MM	38	19			
			WHEEL SUB ASSY., FR.	95	3			
			WHEEL SUB ASSY., RR.	96	2			
			WIRE, CONTROL	84	6			
			WRENCH, EYE, 14MM	136	6			
			WRENCH, EYE, 17MM	136	8			
			WRENCH, HEX., 5MM	136	13			
			WRENCH, PLUG	136	7			
[V]								
VALVE ASSY., RELIEF	50	6						
VALVE SET, IDLE AIR CONTROL ..	67	10						
VALVE, EX.	38	11						
VALVE, IN.	38	10						
VALVE, ORIFICE CONTROL	61	6						
VALVE, RIM	95	1						
	96	4						
VALVE, SHIFT	61	5						

1

FOREWORD INDEX

2

ENGINE GROUP

3

FRAME GROUP

4

PART NUMBER INDEX

5

PART NAME INDEX

HONDA
The Power of Dreams