



CCM125SH

CCM125SH₉

PARTS CATALOGUE

1

FOREWORD INDEX

1

ENGINE GROUP

2

FRAME GROUP

3

PART NUMBER INDEX

4

PART NAME INDEX

5

Instruction for use of parts catalogue

- **This parts catalogue has been created as of July 01, 2008.**
 - Since this date, the sales practice for repair parts may have been changed or the parts may have been eliminated (listed for those not for sale).
 - The modified information is reflected on the latest Electronic Parts Catalogue (EPC). Also, refer to the parts catalogue news for any change.
 - See the parts catalogue news for any revision that is made after July 01, 2008.
- **Always specify the part number when ordering a part.**
 - Check the model, type, serial numbers, color, maker, and the size as needed before ordering a part.
 - Note that the illustrations (part drawings) can differ from the actual parts in shape. They are given just to help you to refer to the parts.
- **When modifications or additions to this parts catalogue are made, a revised edition will be issued at an appropriate time, with successively progressing revision numbers on the cover. We recommend obtaining such revisions in order to keep your parts catalogue up-to-date at all times. To check whether a parts catalogue revision has been issued, please contact your Honda distributor.**

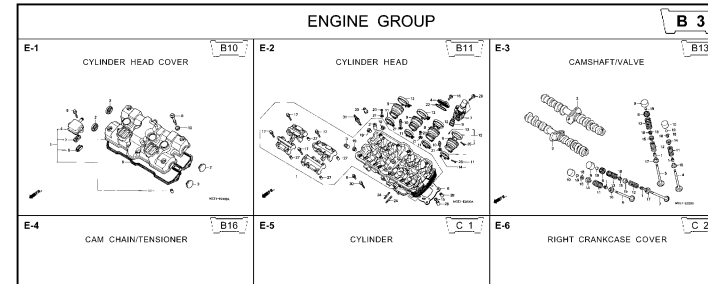
Initial version issue date
 July 01, 2008
Honda Motor Co., Ltd.

CONTENTS

	Page	Address No.	
● Instruction for use of parts catalogue	1	B 1	1
● How to refer to the part information	2	B 2	
● Part catalogue structure	3	B 3	
● When the parts were revised	4	B 4	
● Abbreviations used in the parts catalogue	4	B 4	
● Part block and serial number check	5	B 5	
● Color label attachment position check	5	B 5	
● Models, parts catalogue codes and applicable serial numbers	6	B 6	
● Color label	7	B 7	
● Color chart	8	B 8	
● Fuel hose, general purpose hoses and vinyl hose	9	B 9	
● FLAT RATE SERVICE TIME	13	B13	
● Illustrated index	18	C 2	
● ENGINE GROUP	24	D 1	2
● FRAME GROUP	44	F 1	3
● PART NO. INDEX	79	I 1	4
● PART NAME INDEX	83	J 1	5

How to refer to the part information

A Reference with "Illustrated index"

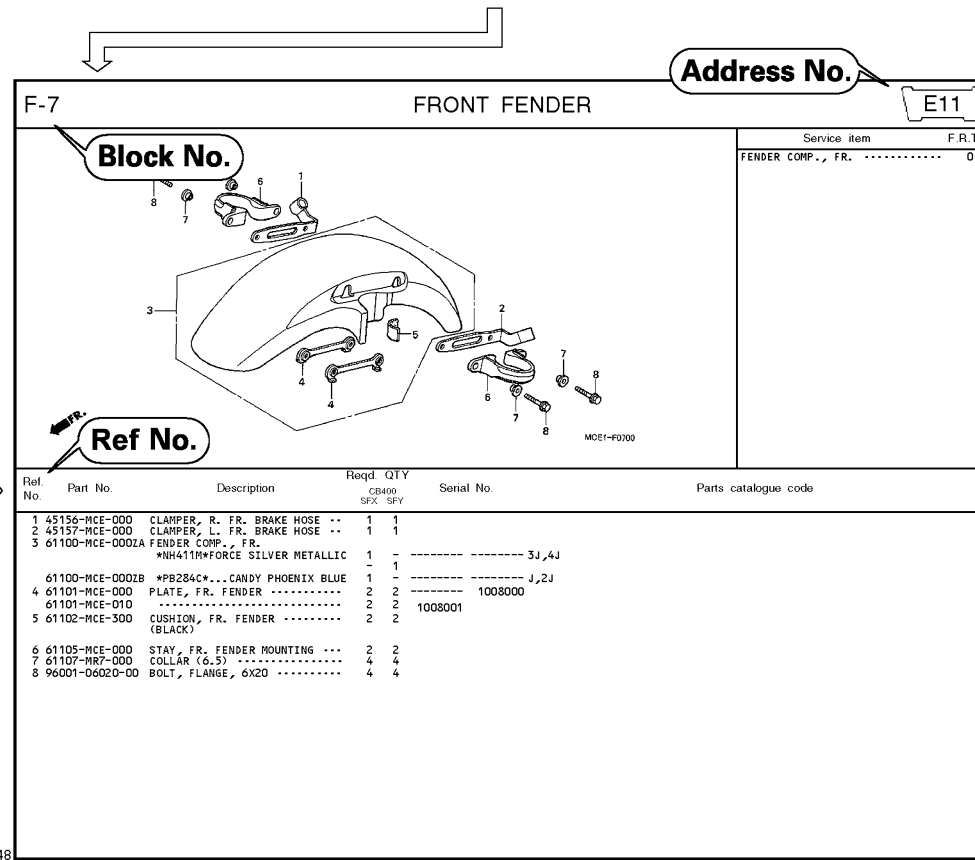


B Reference with "Part number index"

PART NO. INDEX					
Part Number	Address	Page	Ref.	Part Number	Address Page Ref.
04000				13323-MY9-751	C12 28 10 14921
04911-MCE-000	C10	26	1	13324-MY9-751	C12 28 10 14931
				13325-MY9-751	C12 28 10 1493
				13327-MY9-751	C12 28 10 1493
06000				14000	1493
06405-MY5-P00	F13	67	3	14100-MCE-000	B13 13 2 1493
06405-MY5-P10	F13	67	3	14200-MCE-000	B13 13 3 1493
06410-MY9-860	F2	56	1	14321-MCE-000	B16 16 2 1493
06435-MCE-006	F1	55	1	14401-MCE-003	B16 16 3 1493
06451-166-405	E13	51	2	14510-MBE-000	B16 16 4 1494
06451-443-405	F1	55	2	14520-MY9-691	B16 16 5 1494
06451-MA7-405	E13	51	1	14524-MY9-690	B16 16 6 1494
06455-MCE-006	E13	51	3	14546-MCE-000	B16 16 7 1494
				14620-MY9-691	B16 16 8 1494
11000				14711-MCE-000	B13 13 4 1494
11210-MCE-000	C9	25	1	14712-MCE-000	B13 13 5 1494
11330-MCE-305	C2	18	1	14721-MCE-000	B13 13 6 1494
11333-KT8-000	C6	22	1	14722-MCE-000	B13 13 7 1494
11335-MCE-000	C2	18	2	14730-MCE-000	B13 13 8 1494
11360-MCE-000	C7	23	1	14731-MCE-000	B13 13 9 1494
11365-MCE-000	C7	23	2	14731-MY9-751	B13 13 10 1495
11396-MY9-000	C2	18	3	14751-KY2-000	B13 13 11 1495
11631-MCE-000	C5	21	1	14751-MCE-000	B13 13 12 1495
11691-MY9-000	C5	21	2	14761-MCE-000	B13 13 13 1495

C Reference with "Part name index"

PART NAME INDEX				
Part name	Address	Page	Ref.	Part name
[A]				BOLT , CHANG I
ADJUSTER , CHAIN	F13	67	5	BOLT , CLUTC H
ARM COMP , GEAR CHANGE	F10	64	3	BOLT , CONNECT
ARM , L. MAIN STEP	F11	65	8	BOLT , DISK , 6
ARM , L. PILLIØ STEP	F11	65	12	BOLT , DISK , 8
ARM , R. MAIN STEP	F11	65	5	BOLT , DRAIN I
ARM , R. PILLIØ STEP	F11	65	11	BOLT , FLANG E
AUT O DOC K ASSY , FUEL	F4	58	2	BOLT , FLANG E
AXLE , FR. WHEEL	E14	52	3	BOLT , FLANG E
AXLE , RR. WHEEL	F2	56	3	BOLT , FLANG E
[B]				BOLT , FLANG E
BAG , AIR PRESSUR E GAUGE	F67	77	4	BOLT , FLANG E
BAG , SERVICE BOOK	F67	77	1	BOLT , FLANG E
BAG , TOOL	F67	77	3	BOLT , FLANG E
BALL , STEEL	F11	65	20	BOLT , FLANG E
BAN D A , INSULATOR	B11	11	11	BOLT , FLANG E
BAN D B , INSULATOR	B11	11	12	BOLT , FLANG E
BAND , AIR CLEANER CONNECTING TUBE	F8	62	22	BOLT , FLANG E
BAND , U-LOCK	F16	70	5	BOLT , FLANG E
BAND , WIRE	C10	26	14	BOLT , FLANG E
	E5	43	21	
	G4	74	1R	

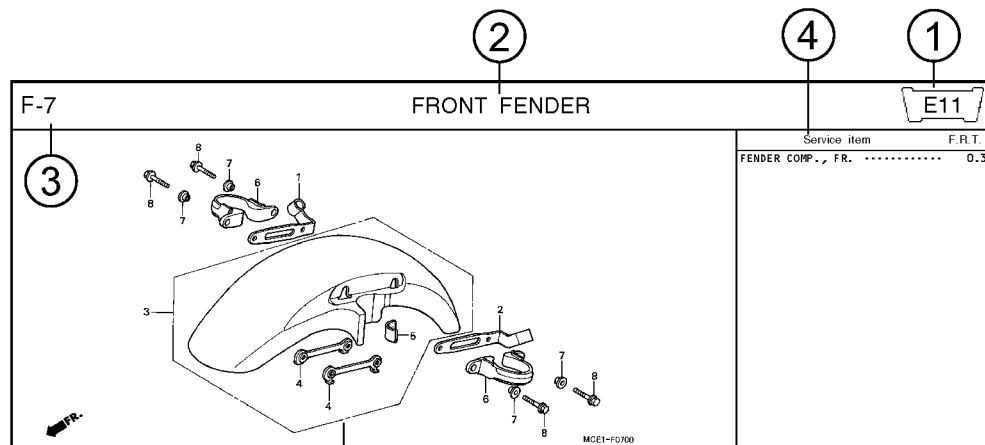


Ref. No.	Part No.	Description	Reqd. QTY	Serial No.	Parts catalogue code
			CB400 SFX SFY		
1	45156-MCE-000	CLAMPER, R. FR. BRAKE HOSE	1 1		
2	45157-MCE-000	CLAMPER, L. FR. BRAKE HOSE	1 1		
3	61100-MCE-0002A	FENDER COMP., FR. *NH411M*FORCE SILVER METALLIC	1 -		3J,4J
	61100-MCE-0002B	*PB284C*... CANDY PHOENIX BLUE	1 -		J,2J
4	61101-MCE-000	PLATE, FR. FENDER	2 2	1008000	
	61101-MCE-010	PLATE, FR. FENDER	2 2	1008001	
5	61102-MCE-300	CUSHION, FR. FENDER (BLACK)	2 2		
6	61105-MCE-000	STAY, FR. FENDER MOUNTING	2 2		
7	61107-MR7-000	COLLAR (6.5)	4 4		
8	96001-06020-00	BOLT, FLANGE, 6X20	4 4		

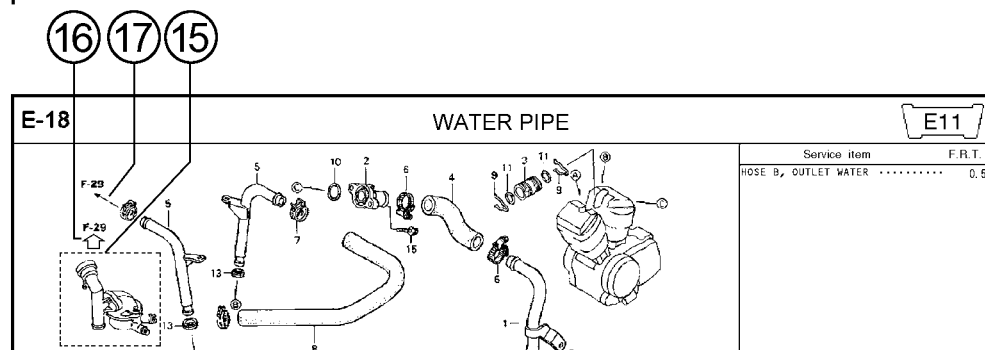
Page No.

2000.09.01 E

Part catalogue structure




Ref. No.	Part No.	Description	Reqd. QTY		Serial No.	Parts catalogue code
			CB400 SFX	SFY		
1	45156-MCE-000	CLAMPER, R. FR. BRAKE HOSE ..	1	1		
2	45157-MCE-000	CLAMPER, L. FR. BRAKE HOSE ..	1	1		
3	61100-MCE-000ZA	FENDER COMP., FR. *NH411M*FORCE SILVER METALLIC	1	-	----- 3J,4J	
	61100-MCE-000ZB	*PB284C*...CANDY PHOENIX BLUE	1	-	----- J,2J	
4	61101-MCE-000	PLATE, FR. FENDER	2	2	1008000	
	61101-MCE-010	2	2	1008001	
5	61102-MCE-300	CUSHION, FR. FENDER	2	2		
		(BLACK)				



- ① **Address number**
 - Address No. is provided (in place of the page No.) to help you refer to the part with the part No. or part name.
- ② **Block title** ③ **Block number**
- ④ **Service item/Flat rate time**
- ⑤ **Reference number**
 - Title number marked with the parenthesis or parentheses indicates that it continues from the previous page.
- ⑥ **Part number** ⑦ **Honda color code**
- ⑧ **Description**
- ⑨ **Assemblies**
 - Sections framed with broken lines in the exploded view drawings are available as complete assemblies. (Their individual parts can also be obtained.)
- ⑩ **Color description**
- ⑪ **Note**
 - Notes are shown with the parentheses in the part name column.
- ⑫ **Required quantity**
 - Reqd. QTY shown in the parenthesis or parentheses indicates the optional part.
 - Reqd. QTY marked with "N" indicates the optional part that should be selected as needed.
 - Reqd. QTY indicates the number of the part used in the block.
- ⑬ **Serial number**
- ⑭ **Parts catalogue code**
 - When the parts catalogue code column is blank, it indicates that the part is applicable to all codes.
- ⑮ **[Dotted line]**
 - Parts enclosed within a dotted line [] are covered in a different block.
- ⑯ **[Hollow arrow]**
 - A hollow arrow [] indicates the block No. for the parts enclosed within a dotted line [] .
- ⑰ **[Solid arrow]**
 - A solid arrow [] indicates the block No. the part in question is connected to.

When the parts were revised



Ref. No.	Part No.	Description	Reqd. QTY		Serial No.
			CB400 SFX	SFY	
1	45156-MCE-000	CLAMPER, R. FR. BRAKE HOSE ..	1	1	
2	45157-MCE-000	CLAMPER, L. FR. BRAKE HOSE ..	1	1	
3	61100-MCE-000ZA	FENDER COMP., FR. *NH411M*FORCE SILVER METALLIC	1	-	-----3J,4J
	61100-MCE-000ZB	*PB284C*...CANDY PHOENIX BLUE	1	-	-----J,2J
4	61101-MCE-000	PLATE, FR. FENDER (###).....	2	2	-----1008000
	61101-MCE-010	2	2	-----1008001
5	61102-MCE-300	CUSHION, FR. FENDER (BLACK)	2	2	
6	61105-MCE-000	STAY, FR. FENDER MOUNTING ...	2	2	
7	61107-MR7-000	COLLAR (6.5)	4	4	
8	96001-06020-00	BOLT, FLANGE, 6X20	4	4	


The number has been used from the initial model without revision.

When shown at the left side, it is applicable to the models of No.1008001 and the subsequent numbers.

When shown at the right side, it is applicable to the models up to No.1008000.

The parts listed with "###" at the end of the parts name have limited supply period (parts not for sale).

Abbreviations used in the parts catalogue

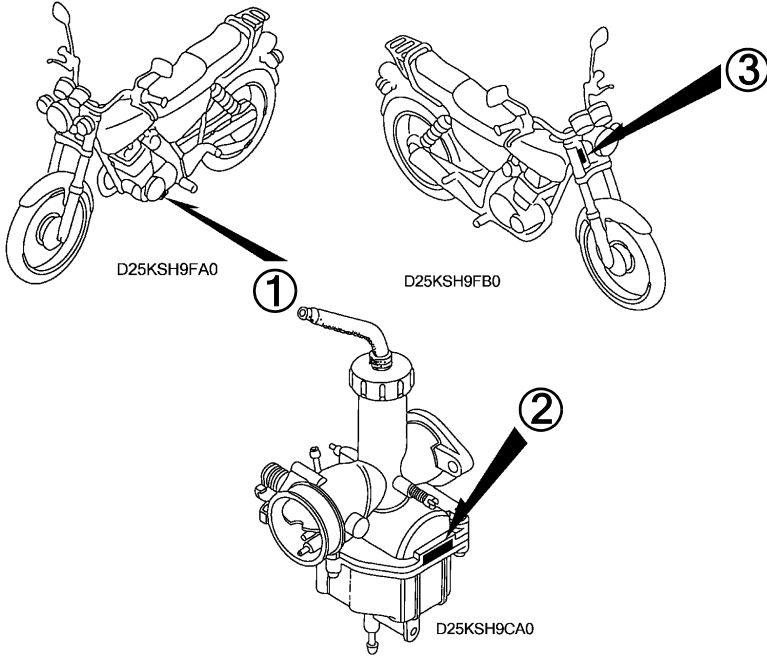
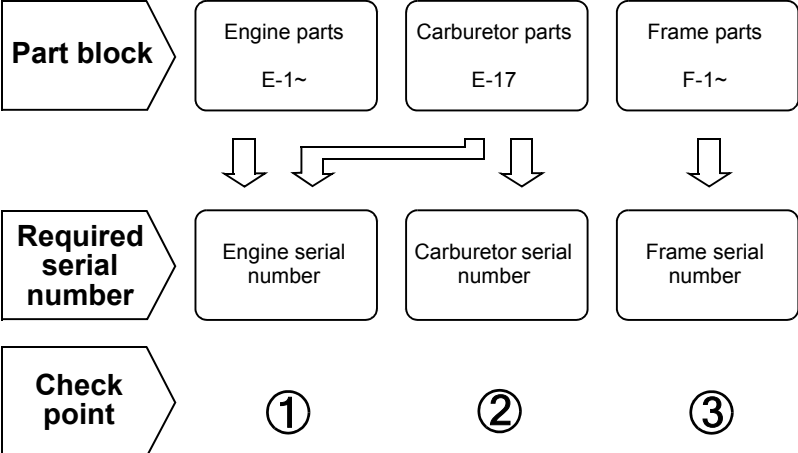


* "L." or "R." in the description of a part stands for the LEFT hand side or the RIGHT hand side. Determine the left or right as if you were in the motorcycle seat.


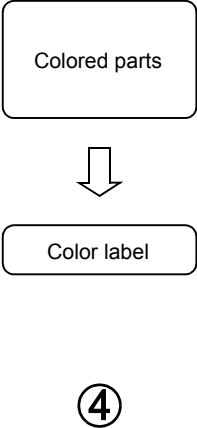
The following abbreviations are used in this parts catalogue.

- A Ampere
- ABS Anti-lock brake system
- A.C. Alternating current
- A.M. Attaching mark
- ASSY. Assembly
- C.D.I. Capacitive discharge ignition
- COMP. ... Complete
- D.C. Direct current
- EX. Exhaust
- FR. Front
- G Gram
- HEX. Hexagonal
- IN. Inlet
- KPH Kilometers per hour
- L.Left
- L (100L) .Link (100 Links)
- L.E.D.Light emitted diode
- MMMillimeter
- MPHMiles per hour
- R.Right
- RR.Rear
- STD.Standard
- T (22T) ...Tooth (22 Teeth)
- TCSTraction control system
- T.M.Transcript mark
- VVolt
- WWatt
- WLWith labelling
- WOLWithout labelling

Part block and serial number check



Color label attachment position check



Models, parts catalogue codes and applicable serial numbers

Models, parts catalogue codes and applicable serial Nos. given in this parts catalogue can be identified as follows.

Parts with parts catalogue codes are exclusive for models destined for countries designated.

If no area codes are listed, parts are for common use.

Model	Area code	Type	Applicable engine serial No.	Applicable frame serial No.	Applicable carburetor identification No.
CCM125SH ₉	AG	Argentina			PDCBC A
	LA	Latin America			

* Of carburetor/throttle body identification numbers, only the portions underlined in the example below are used for registration.

PDCBC A KC ア

Color label

- When ordering parts, check the model name, main color, and code by observing the “COLOR LABEL” on the vehicle.
- When ordering a colored part, use the color chart in the instruction for use of parts catalogue.

VFR800FIW COLOR R-157 CODE R157	MODEL	VFR800FIW					
	COLOR	Sparkling silver metallic	Mute black metallic	Applicable model		Applicable block No.	Re
	CODE	NH-295M	NH-359M	Initial applicable model	Final applicable model		
No.	CODE	Name of colored parts	Basic part No.	NH295	NH359		
1							
2							
3							
4							
5							
6							
7							
8							
9							
10							

Color chart

- When ordering a colored part, refer to the chart below and use a part number consisting of the relevant basic part number to which has been added a part color code.

CCM125SH (CCM125SH9)

No.	MODEL		CCM125SH9								Applicable block No.	Ref.No.
	COLOR		Candy orchid red	Black	Epsilon blue metallic	Pearl cancer white	Force silver metallic	Applicable model				
	CODE		R-132C	NH-1	PB-335M	NH-495P	NH-411M	Initial applicable model	Final applicable model			
	Name of colored parts	Basic part No.	R132	NH1	PB335	NH495	NH411	Initial applicable model	Final applicable model			
1	COVER SET, L. SIDE	83750-KSH-930	ZA	ZB	ZC	ZD	ZE			F-15	4	
2	COVER SET, R. SIDE	83650-KSH-930	ZA	ZB	ZC	ZD	ZE			F-15	3	
3	PANEL COMP., RR. BRAKE	43100-KRF-B40	ZD	ZD	ZD	ZD	ZD			F-11	3	
4	STEM SUB ASSY., STEERING	53219-KC2-890	ZA	ZA	ZA	ZA	ZA			F-6	8	
5	STRIPE, L. FUEL TANK	87112-KSH-930	ZA	ZB	ZC	ZD	ZE			F-31	4	
6	STRIPE, L. SIDE COVER	87137-KSH-930	ZA	ZB	ZC	ZD	ZE			F-31	8	
7	STRIPE, R. FUEL TANK	87111-KSH-930	ZA	ZB	ZC	ZD	ZE			F-31	3	
8	STRIPE, R. SIDE COVER	87136-KSH-930	ZA	ZB	ZC	ZD	ZE			F-31	7	
9	TANK SET, FUEL	17520-KSH-930	ZA	ZB	ZC	ZD	ZE			F-13	7	
10	WHEEL SUB ASSY., FR.	44650-KSH-890	ZA	ZA	ZA	ZA	ZA			F-10	5	
11	WHEEL SUB ASSY., RR.	42650-KSH-940	ZA	ZA	ZA	ZA	ZA			F-12	7	

Fuel hose, general purpose hoses and vinyl hose

- The standard part fuel hose, general purpose hose and vinyl hose may be substituted by the coiled bulk part.
- When ordering the standard part fuel hose, general purpose hose and vinyl hose use the bulk part number written in the parts catalogue in brackets () underneath the part name, or use the catalogue below.
(The bulk part standard length is 1 m, however, those displayed in the catalogue < > are available in 3 m and 8 m lengths.)
- When exchanging the hose, cut and use at the specified length as mentioned in the part name.
(For the method of cutting the bulk part, and method of filling out orders etc., please refer to the service manual and the instructions issued with the bulk part.)
- The list below is a catalogue of the standard part numbers and bulk part numbers. Note that those numbers are applicable to the listed replacement parts only.

Fuel hoses/Tubes			
Standard part No.	Bulk part No.	Bulk part	
		Inner diameter (mm)	Length (m)
95001-30xxx-2x	95001-30001-20M	3.0	1
95001-30xxx-3x	95001-30001-30M	3.0	1
95001-30xxx-4x	95001-30001-40M	3.0	1
95001-35xxx-2x	95001-35001-50M <95001-35003-50M>	3.5	1 3
95001-35xxx-3x	95001-35001-60M <95001-35003-60M>	3.5	1 3
95001-35xxx-4x	95001-35001-60M <95001-35003-60M>	3.5	1 3
95001-35xxx-5x	95001-35001-50M <95001-35003-50M>	3.5	1 3
95001-35xxx-6x	95001-35001-60M <95001-35003-60M>	3.5	1 3
95001-45xxx-2x	95001-45001-50M <95001-45003-50M>	4.5	1 3
95001-45xxx-3x	95001-45001-60M <95001-45003-60M> <95001-45008-60M>	4.5	1 3 8
95001-45xxx-4x	95001-45001-60M <95001-45003-60M> <95001-45008-60M>	4.5	1 3 8
95001-45xxx-5x	95001-45001-50M <95001-45003-50M>	4.5	1 3
95001-45xxx-6x	95001-45001-60M <95001-45003-60M> <95001-45008-60M>	4.5	1 3 8
95001-55xxx-2x	95001-55001-50M <95001-55003-50M> <95001-55008-50M>	5.5	1 3 8

Fuel hoses/Tubes			
Standard part No.	Bulk part No.	Bulk part	
		Inner diameter (mm)	Length (m)
95001-55xxx-3x	95001-55001-60M <95001-55003-60M> <95001-55008-60M>	5.5	1 3 8
95001-55xxx-4x	95001-55001-60M <95001-55003-60M> <95001-55008-60M>	5.5	1 3 8
95001-55xxx-5x	95001-55001-50M <95001-55003-50M> <95001-55008-50M>	5.5	1 3 8
95001-55xxx-6x	95001-55001-60M <95001-55003-60M> <95001-55008-60M>	5.5	1 3 8
95001-75xxx-2x	95001-75001-50M <95001-75003-50M>	7.5	1 3
95001-75xxx-3x	95001-75001-60M <95001-75003-60M> <95001-75008-60M>	7.5	1 3 8
95001-75xxx-4x	95001-75001-60M <95001-75003-60M> <95001-75008-60M>	7.5	1 3 8
95001-75xxx-5x	95001-75001-50M <95001-75003-50M>	7.5	1 3
95001-75xxx-6x	95001-75001-60M <95001-75003-60M> <95001-75008-60M>	7.5	1 3 8
95001-80xxx-2x	95001-80001-50M	8.0	1
95001-80xxx-3x	95001-80001-60M	8.0	1
95001-80xxx-4x	95001-80001-60M	8.0	1
95001-80xxx-5x	95001-80001-50M	8.0	1
95001-80xxx-6x	95001-80001-60M	8.0	1

Vinyl tube				
Standard part No.	Bulk part No.	Bulk part		
		Inner dia- meter (mm)	Outer dia-meter (mm)	Length (m)
95003-01xxx-3x	95003-01001-60M <95003-01003-60M>	2.9	6.8	1 3
95003-01xxx-60	95003-01001-60M <95003-01003-60M>	2.9	6.8	1 3
95003-03xxx-3x	95003-03001-60M <95003-03003-60M>	3.0	6.0	1 3
95003-03xxx-60	95003-03001-60M <95003-03003-60M>	3.0	6.0	1 3
95003-05xxx-3x	95003-05001-60M <95003-05003-60M> <95003-05008-60M>	3.5	6.5	1 3 8
95003-05xxx-60	95003-05001-60M <95003-05003-60M> <95003-05008-60M>	3.5	6.5	1 3 8
95003-07xxx-1x	95003-07001-10M <95003-07003-10M> <95003-07008-10M>	4.0	7.0	1 3 8
95003-07xxx-20	95003-07001-10M <95003-07003-10M> <95003-07008-10M>	4.0	7.0	1 3 8
95003-07xxx-3x	95003-07001-60M <95003-07003-60M> <95003-07008-60M>	4.0	7.0	1 3 8
95003-07xxx-60	95003-07001-60M <95003-07003-60M> <95003-07008-60M>	4.0	7.0	1 3 8
95003-07xxx-7x	95003-07001-70M <95003-07003-70M> <95003-07008-70M>	4.0	7.0	1 3 8
95003-08xxx-1x	95003-08001-10M <95003-08003-10M> <95003-08008-10M>	4.5	6.5	1 3 8
95003-09xxx-3x	95003-09001-60M <95003-09003-60M>	4.5	8.0	1 3
95003-09xxx-60	95003-09001-60M <95003-09003-60M>	4.5	8.0	1 3
95003-10xxx-1x	95003-10001-10M <95003-10003-10M>	5.0	8.0	1 3
95003-10xxx-20	95003-10001-10M <95003-10003-10M>	5.0	8.0	1 3
95003-10xxx-3x	95003-10001-60M <95003-10003-60M>	5.0	8.0	1 3
95003-10xxx-60	95003-10001-60M <95003-10003-60M>	5.0	8.0	1 3
95003-11xxx-3x	95003-11001-60M <95003-11003-60M> <95003-11008-60M>	5.0	9.0	1 3 8
95003-11xxx-60	95003-11001-60M <95003-11003-60M> <95003-11008-60M>	5.0	9.0	1 3 8
95003-12xxx-1x	95003-12001-10M <95003-12003-10M> <95003-12008-10M>	5.0	7.0	1 3 8
95003-12xxx-20	95003-12001-10M <95003-12003-10M> <95003-12008-10M>	5.0	7.0	1 3 8

Vinyl tube				
Standard part No.	Bulk part No.	Bulk part		
		Inner dia- meter (mm)	Outer dia-meter (mm)	Length (m)
95003-14xxx-1x	95003-14001-10M <95003-14003-10M>	6.0	9.0	1 3
95003-14xxx-20	95003-14001-10M <95003-14003-10M>	6.0	9.0	1 3
95003-14xxx-3x	95003-14001-60M <95003-14003-60M>	6.0	9.0	1 3
95003-17xxx-1x	95003-17001-10M <95003-17003-10M>	7.0	9.0	1 3
95003-19xxx-1x	95003-19001-10M <95003-19003-10M> <95003-19008-10M>	7.0	11.0	1 3 8
95003-19xxx-20	95003-19001-10M <95003-19003-10M> <95003-19008-10M>	7.0	11.0	1 3 8
95003-19xxx-3x	95003-19001-60M <95003-19003-60M> <95003-19008-60M>	7.0	11.0	1 3 8
95003-19xxx-60	95003-19001-60M <95003-19003-60M> <95003-19008-60M>	7.0	11.0	1 3 8
95003-21xxx-1x	95003-21001-10M <95003-21003-10M>	8.0	9.0	1 3
95003-21xxx-20	95003-21001-10M <95003-21003-10M>	8.0	9.0	1 3
95003-23xxx-1x	95003-23001-10M <95003-23003-10M>	8.0	12.0	1 3
95003-23xxx-20	95003-23001-10M <95003-23003-10M>	8.0	12.0	1 3
95003-23xxx-3x	95003-23001-60M <95003-23003-60M> <95003-23008-60M>	8.0	12.0	1 3 8
95003-23xxx-60	95003-23001-60M <95003-23003-60M> <95003-23008-60M>	8.0	12.0	1 3 8
95003-25xxx-1x	95003-25001-10M <95003-25003-10M>	9.0	11.0	1 3
95003-25xxx-20	95003-25001-10M <95003-25003-10M>	9.0	11.0	1 3
95003-25xxx-3x	95003-25001-60M <95003-25003-60M>	9.0	11.0	1 3
95003-25xxx-7x	95003-25001-70M <95003-25003-70M>	9.0	11.0	1 3
95003-27xxx-1x	95003-27001-10M <95003-27003-10M>	9.0	13.0	1 3
95003-27xxx-20	95003-27001-10M <95003-27003-10M>	9.0	13.0	1 3
95003-27xxx-3x	95003-27001-60M <95003-27003-60M>	9.0	13.0	1 3
95003-27xxx-60	95003-27001-60M <95003-27003-60M>	9.0	13.0	1 3
95003-33xxx-1x	95003-33001-10M <95003-33003-10M>	10.0	14.0	1 3
95003-33xxx-20	95003-33001-10M <95003-33003-10M>	10.0	14.0	1 3

Vinyl tube				
Standard part No.	Bulk part No.	Bulk part		
		Inner dia- meter (mm)	Outer dia-meter (mm)	Length (m)
95003-36xxx-1x	95003-36001-10M <95003-36003-10M> <95003-36008-10M>	11.0	13.0	1 3 8
95003-36xxx-20	95003-36001-10M <95003-36003-10M> <95003-36008-10M>	11.0	13.0	1 3 8
95003-37xxx-3x	95003-37001-60M <95003-37003-60M>	11.0	15.0	1 3
95003-37xxx-60	95003-37001-60M <95003-37003-60M>	11.0	15.0	1 3
95003-38xxx-1x	95003-38001-10M <95003-38003-10M>	12.0	13.0	1 3
95003-38xxx-20	95003-38001-10M <95003-38003-10M>	12.0	13.0	1 3
95003-39xxx-1x	95003-39001-10M <95003-39003-10M>	12.0	14.0	1 3
95003-39xxx-20	95003-39001-10M <95003-39003-10M>	12.0	14.0	1 3
95003-40xxx-20	95003-40001-10M <95003-40003-10M>	12.0	16.0	1 3
95003-40xxx-3x	95003-40001-60M <95003-40003-60M>	12.0	16.0	1 3
95003-40xxx-60	95003-40001-60M <95003-40003-60M>	12.0	16.0	1 3
95003-43xxx-1x	95003-43001-10M <95003-43003-10M> <95003-43008-10M>	13.0	15.0	1 3 8
95003-43xxx-20	95003-43001-10M <95003-43003-10M> <95003-43008-10M>	13.0	15.0	1 3 8
95003-45xxx-1x	95003-45001-10M <95003-45003-10M> <95003-45008-10M>	14.0	18.0	1 3 8
95003-45xxx-20	95003-45001-10M <95003-45003-10M> <95003-45008-10M>	14.0	18.0	1 3 8
95003-50xxx-1x	95003-50001-10M <95003-50003-10M>	16.0	19.0	1 3
95003-50xxx-20	95003-50001-10M <95003-50003-10M>	16.0	19.0	1 3
95003-50xxx-3x	95003-50001-60M <95003-50003-60M>	16.0	19.0	1 3
95003-55xxx-1x	95003-55001-10M <95003-55003-10M>	17.5	20.5	1 3
95003-55xxx-20	95003-55001-10M <95003-55003-10M>	17.5	20.5	1 3
95003-60xxx-1x	95003-60001-10M <95003-60003-10M>	22.0	27.0	1 3
95003-60xxx-20	95003-60001-10M <95003-60003-10M>	22.0	27.0	1 3
95003-60xxx-3x	95003-60001-60M <95003-60003-60M>	22.0	27.0	1 3
95003-60xxx-60	95003-60001-60M <95003-60003-60M>	22.0	27.0	1 3

General purpose hoses			
Standard part No.	Bulk part No.	Bulk part	
		Inner diameter (mm)	Length (m)
95005-11xxx-3x	95005-11001-30M	11.0	1
95005-11xxx-5x	95005-11001-50M	11.0	1
95005-12xxx-1x	95005-12001-10M <95005-12003-10M>	12.0	1 3
95005-12xxx-2x	95005-12001-20M	12.0	1
95005-12xxx-3x	95005-12001-30M	12.0	1
95005-12xxx-5x	95005-12001-50M	12.0	1
95005-14xxx-1x	95005-14001-10M	14.0	1
95005-14xxx-2x	95005-14001-20M <95005-14003-20M>	14.0	1 3
95005-14xxx-3x	95005-14001-30M	14.0	1
95005-14xxx-5x	95005-14001-50M	14.0	1
95005-17xxx-1x	95005-17001-10M	17.0	1
95005-17xxx-2x	95005-17001-20M	17.0	1
95005-17xxx-3x	95005-17001-30M	17.0	1
95005-17xxx-5x	95005-17001-50M	17.0	1
95005-30xxx-3x	95005-30001-30M	3.0	1
95005-30xxx-5x	95005-30001-50M	3.0	1
95005-35xxx-1x	95005-35001-10M <95005-35003-10M> <95005-35008-10M>	3.5	1 3 8
95005-35xxx-2x	95005-35001-20M	3.5	1
95005-35xxx-3x	95005-35001-30M	3.5	1
95005-35xxx-4x	95005-35001-10M <95005-35003-10M> <95005-35008-10M>	3.5	1 3 8
95005-35xxx-5x	95005-35001-50M	3.5	1
95005-45xxx-1x	95005-45001-10M <95005-45003-10M> <95005-45008-10M>	4.5	1 3 8
95005-45xxx-2x	95005-45001-20M	4.5	1
95005-45xxx-3x	95005-45001-30M	4.5	1

General purpose hoses			
Standard part No.	Bulk part No.	Bulk part	
		Inner diameter (mm)	Length (m)
95005-45xxx-4x	95005-45001-10M <95005-45003-10M> <95005-45008-10M>	4.5	1 3 8
95005-45xxx-5x	95005-45001-50M	4.5	1
95005-50xxx-3x	95005-50001-30M <95005-50003-30M>	5.0	1 3
95005-50xxx-5x	95005-50001-50M	5.0	1
95005-55xxx-1x	95005-55001-10M <95005-55003-10M> <95005-55008-10M>	5.3	1 3 8
95005-55xxx-2x	95005-55001-20M <95005-55003-20M>	5.3	1 3
95005-55xxx-4x	95005-55001-10M <95005-55003-10M> <95005-55008-10M>	5.3	1 3 8
95005-65xxx-1x	95005-65001-10M <95005-65003-10M>	6.5	1 3
95005-65xxx-2x	95005-65001-20M	6.5	1
95005-70xxx-3x	95005-70001-30M <95005-70003-30M>	7.0	1 3
95005-70xxx-5x	95005-70001-50M	7.0	1
95005-75xxx-1x	95005-75001-10M <95005-75003-10M>	7.3	1 3
95005-75xxx-2x	95005-75001-20M	7.3	1
95005-80xxx-1x	95005-80001-10M <95005-80003-10M>	8.0	1 3
95005-80xxx-2x	95005-80001-20M	8.0	1
95005-80xxx-3x	95005-80001-30M	8.0	1
95005-80xxx-5x	95005-80001-50M	8.0	1
95005-91xxx-3x	95005-91001-30M	12.0	1
95005-91xxx-5x	95005-91001-50M	12.0	1
95005-92xxx-3x	95005-92001-30M	12.0	1
95005-92xxx-5x	95005-92001-50M	12.0	1

NOTE: X is displayed to represent the omitted numerals and letters of the roman alphabet.

⊙ **CAUTION: It is DANGEROUS to confuse the fuel hose with the general purpose hose or vinyl hose.**

Never use a general purpose hose or vinyl hose in place of a fuel hose or vice versa. Always use the correct bulk part in the parts catalogue, according to the service manual or the instructions issued with the bulk part.

• Bulk part number of fuel hose, general purpose hose and vinyl hose.

(Example)

9 5 0 0 1 - 7 5 0 0 1 - 5 0 M

Bulk part number: Refers to the bulk part.

Marking code (hose type): (fuel hose and general purpose hose)

Change code (for added hose): (Vinyl hose)

- Indicates number mark or change sequence, however, the code for the bulk part must be strictly 0 (zero).

Types of code:

- Fuel hose
 - 2: Red outside braid (3 mm inside dia. only)
 - 5: Black inside braid
 - 3: Red (3 mm inside dia. only)
 - 4: Ash gray with red stripe (3 mm inside dia. only)
 - 6: Black

- Vinyl hose
 - 1: Clear
 - 2: Black
 - 3: Light red
 - 6: Light red
 - 7: Pale black

- General hose
 - 1: Ash gray
 - 2: Ash gray
 - 3: Black
 - 5: Black

Lengths: 001: 1 m (standard)
003: 3 m
008: 8 m

I.D code: (fuel hose and general purpose hose)

- | | |
|--------------------|--------------------------------|
| 30: 3.0 mm | 11: 11 mm |
| 35: 3.5 mm | 91: 12 mm (outside dia. 15) mm |
| 45: 4.5 mm | 92: 12 mm (outside dia. 16) mm |
| 50: 5.0 mm | 12: 12 mm (outside dia. 17) mm |
| 55: 5.3 mm, 5.5 mm | 14: 14 mm |
| 65: 6.5 mm | 17: 17 mm |
| 70: 7.0 mm | |
| 75: 7.3 mm, 7.5 mm | |
| 80: 8.0 mm | |

ID./OD. code: (vinyl hose)

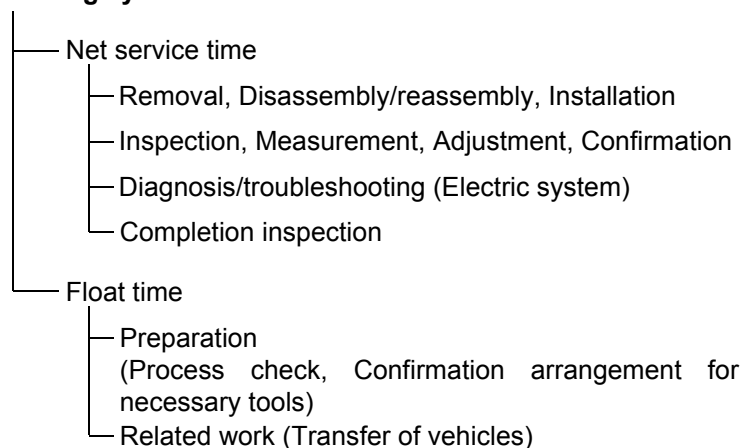
- | | | |
|-------------------------|---------------------------|---------------------------|
| 01: ID. 2.9, OD. 6.8 mm | 14: ID. 6.0, OD. 9.0 mm | 37: ID. 11.0, OD. 15.0 mm |
| 03: ID. 3.0, OD. 6.0 mm | 17: ID. 7.0, OD. 9.0 mm | 38: ID. 12.0, OD. 13.0 mm |
| 05: ID. 3.5, OD. 6.5 mm | 19: ID. 7.0, OD. 11.0 mm | 39: ID. 12.0, OD. 14.0 mm |
| 07: ID. 4.0, OD. 7.0 mm | 21: ID. 8.0, OD. 9.0 mm | 40: ID. 12.0, OD. 16.0 mm |
| 08: ID. 4.5, OD. 6.5 mm | 23: ID. 8.0, OD. 12.0 mm | 43: ID. 13.0, OD. 15.0 mm |
| 09: ID. 4.5, OD. 8.0 mm | 25: ID. 9.0, OD. 11.0 mm | 45: ID. 14.0, OD. 18.0 mm |
| 12: ID. 5.0, OD. 7.0 mm | 27: ID. 9.0, OD. 13.0 mm | 50: ID. 16.0, OD. 19.0 mm |
| 10: ID. 5.0, OD. 8.0 mm | 33: ID. 10.0, OD. 14.0 mm | 55: ID. 17.5, OD. 20.5 mm |
| 11: ID. 5.0, OD. 9.0 mm | 36: ID. 11.0, OD. 13.0 mm | 60: ID. 22.0, OD. 27.0 mm |

Hose type: 1: Fuel hose
3: Vinyl hose
5: General hose

FLAT RATE SERVICE TIME

Flat rate service time (FRT) means the standard time required to service a MC, which is listed in this manual to help the dealers control the actual working process and calculate the service charge by using it as a guide.

FRT setting system



* Float time is set by multiplying the net service time by a given coefficient.

Editorial style

The service items shown in the text are listed with the exchange work time for the repair sales parts as the subject. Other representative service items not using repair parts (removal/installation, adjustment, inspection/measuring, and other work) are listed collectively in the list in the preface, classified according to the work.

FRT setting standard

- Decimal system (in unit of 0.1) is adopted to set FRT as it is convenient to calculate the wage.
Example: (0.1) → 6 minutes, (0.2) → 12 minutes
[Labor cost per hour] x [FRT] = [Wage]
- FRT is set with a hand tool.
- Service items and FRT can be subject to change depending on development of tools and service equipment and improvement in service procedure.

Work procedure

- As the work procedure is set with the work time according to the method in the separate Service Manual, refer to this Manual as required.
- Work methods permitting servicing in the shortest time still permitting assurance of safe work and product warranty are used for the setting of service items not listed in the Service Manual.
- Work basically is to be performed by one person, and when two or more people are required, setting is done as the total time for the number of people.
- The set value for the technological level of the workers uses a person with three years of experience in the repair of Honda vehicles as the standard.
- Special tools and service equipment used to set FRT are those specified or recommended in Service Manual.

Service item whose FRT is not presented

- Accessories and service parts that are not listed to use in this manual.
 - Locations with little aging deterioration or breakage during normal use.
 - Service work that can be finished by one touch.
 - Service work that is seldom done (i.e. extremely small causes of trouble and service frequency).
- * When FRT is not presented, please calculate wages based on appropriate actual work time

Operation not included of FRT

- Oil and coolant water draining, Waiting time for warming up operation and etc..
- Additional operation that involves removal/installation of standard exterior equipment.
- Indirect time spent for service by visiting the customer, trade-in, and delivery of a MC.
- Indirect time required for ordering and delivery of parts.
- Cost for grease, adhesive agent, etc. used for service work.

**Explanation of FRT by using an example
(The example may differ from the actual presented items)**

Ref. No.	L.O.N.	(Relative ref. Number) Description	F.R.T.
②	111118	(1, 3, 4, 7) CAMSHAFT 4.5	②
③	111118A	⑥ • Includes: Valve clearance adjustment Replace rocker arm add 1.0	⑤

- ① Reference No. of the illustration of part that shows location of the replacement work.
- ② FRT is an abbreviation of Flat Rate Time indicating the standard service time required for the replacement.
- ③ LON is an abbreviation of Labor Operation Number, and it is a classification of the service items by the work unit code.

The same operation code is used regardless of the models.

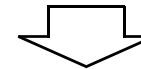
Standard operation is indicated with 6 digits code, and additional operation is indicated with 7 digits code.
- ④ Indicating the camshaft replacement and FRT4.5.
- ⑤ Indicating FRT1.0 that will be added when additional operation (replace rocker arm) is done in association with camshaft replacement.

- ⑥ Indicating work contents that are included in the service item.
- ⑦ Indicating a reference No. whose operation and time are the same as FRT4.5 for the camshaft.

(The application range is limited to the service items without an LON setting within a same block.)

**How to refer to the service item by using the sample
(camshaft replacement)**

Open to the page of the block where the camshaft's spare part illustration is shown.



Look for the camshaft illustration, and refer to the service item and FRT that agree with the reference No.

Indication mark for the listing of service items that continues to the following page

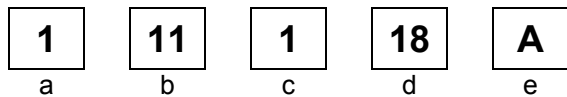
Ref. No.	L.O.N.	(Relative ref. Number) Description	F.R.T.
2	111118	CAMSHAFT	4.5
	.	.	.
	.	.	.

+
Mark indicated at the last line.

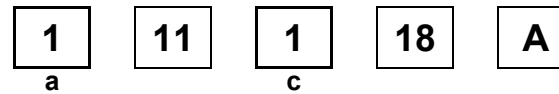
Indication of the block with no setting of FRT

Ref. No.	L.O.N.	(Relative ref. Number) Description	F.R.T.
NO INFORMATION			

• LON code system



- a) Category code..... Engine
- b) Location/function code Engine upper
- c) Operation code..... Replace
- d) Operation sequence number (Unit code can be shown with alphabet) camshaft (No regular rule of code)
- e) Additional code replace rocker arm (No regular rule of code)



a) Category codes and classification

Code	Category
1	Engine
2	Transmission
3	Fuel & Exhaust
4	Frame & Body
5	Steering/Suspension
6	Electrical
7	Wheels/Brakes
8	Controls/instrument
9	-
0	-

c) Operation codes and classification

Code	Operation category
1	Replace, Removal/Installation, Change
2	Overhaul
3	Adjust, Balance
4	(Paint-related work: Top-coat)
5	Test, Inspect/diagnose, Measurement, Check
6	(Overhaul-related work: Rebore)
7	(Overhaul-related work: Reseal)
8	(Resurface)
9	(Paint-related work: Refinish)
0	Repair, Cleaning, Air bleeding

Major service items without using spare parts

(1) Removal/Installation, (2) Adjustment,
(3) Inspection/Measurement, (4) Overhaul, (5) Other work

E: Engine, F: Frame

* OPERATIONS OTHER THAN REPLACING PARTS

(1) Removal and installation

Set for the configuration with the parts removed from the vehicle.

	LON	DESCRIPTION	FRT
E	1101E5	TILTING ENGINE ASSEMBLY-REMOVAL/INSTALLATION INCLUDES: All necessary adjustment	1.7
	1111K0	CYLINDER HEAD ASSEMBLY-REMOVAL/INSTALLATION	1.5
	3111D6	CARBURETOR ASSEMBLY-REMOVAL/INSTALLATION	0.4
	1101E6	CRANKCASE SEPARATION INCLUDES: Engine removal and installation	3.6

(2) Adjustment

	LON	DESCRIPTION	FRT
E	3113A0	CARBURETOR IDLE-ADJUSTMENT	0.1
	2123A0	CLUTCH-ADJUSTMENT INCLUDES: Clutch lever adjustment	0.1
	6143A1	SPARK PLUG-ADJUSTMENT/CLEANING	0.1
	1113A0	VALVE CLEARANCE-ADJUSTMENT NOTE: For 1 vehicle	0.3
F	6163A0	HEADLIGHT-AIMING	0.1
	2133A0	DRIVE CHAIN-ADJUSTMENT	0.1
	7113A1	REAR BRAKE-ADJUSTMENT EXCLUDES: Rear brake shoe adjustment	0.1
	3113A3	THROTTLE OPERATION-ADJUSTMENT	0.1

(3) Inspection, Measurement

	LON	DESCRIPTION	FRT
E	1115A0	COMPRESSION PRESSURE-MEASUREMENT	0.1
	3115A0	CARBURETOR FLOAT LEVEL-MEASUREMENT	0.5
	6145A0	IGNITION TIMING-INSPECTION	0.2
	1135A0	ENGINE OIL-INSPECTION EXCLUDES: Oil change	0.1
F	7115A0	BRAKE OPERATION-TEST	0.1
	6105A0	BATTERY-CHECKING OF ELECTROLYTE LEVEL & CHARGE	0.2

(4) Overhaul

Work condition: The required Measurements, inspections, adjustments, and cleaning/washing of each part are performed, including the main body removal/installation work and the replacement of defective parts.

	LON	DESCRIPTION	FRT
E	311200	CARBURETOR-OVERHAUL INCLUDES: All necessary adjustment	0.7

(5) Other work

	LON	DESCRIPTION	FRT
E	1130A1	OIL FILTER SCREEN-CLEANING	0.1
F	3120A0	CLEANER ELEMENT-CLEANING	0.2
	7110A0	FRONT BRAKE-AIR BLEEDING	0.2

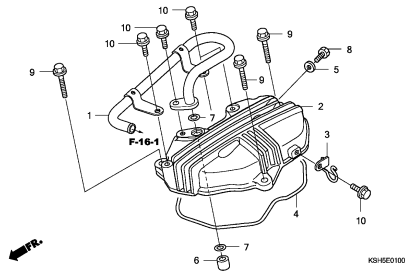
ENGINE GROUP

C 2

E-1

CYLINDER HEAD COVER

D 1

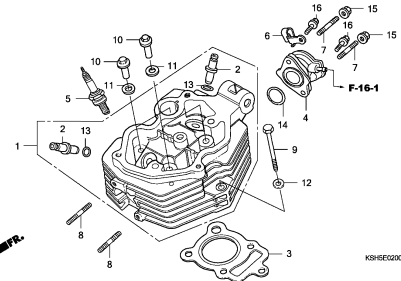


KSH5E0100

E-2

CYLINDER HEAD

D 2

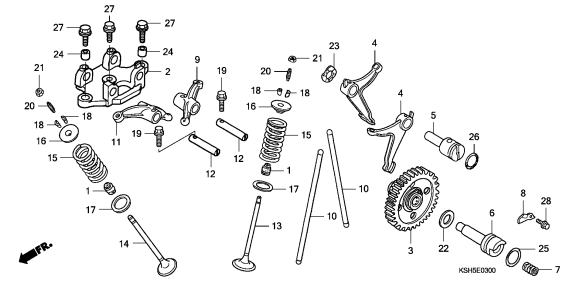


KSH5E0200

E-3

CAMSHAFT/VALVE

D 3

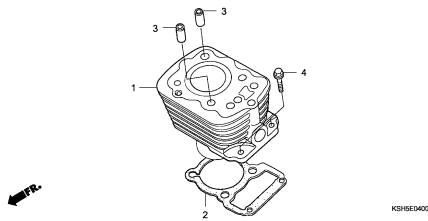


KSH5E0300

E-4

CYLINDER

D 5

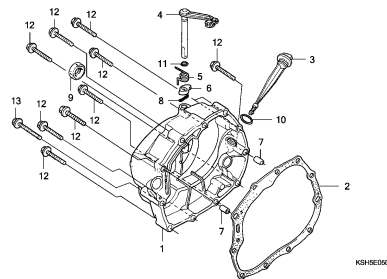


KSH5E0400

E-5

RIGHT CRANKCASE COVER

D 6

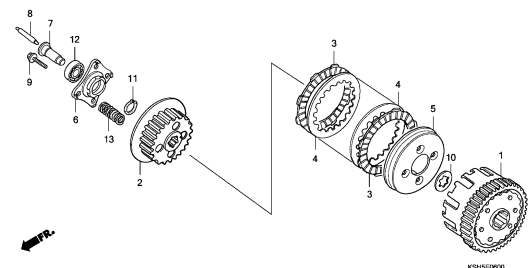


KSH5E0500

E-6

CLUTCH

D 7

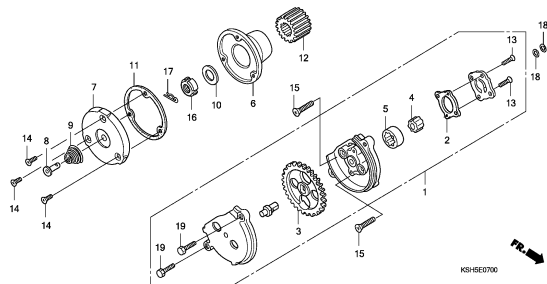


KSH5E0600

E-7

OIL PUMP

D 8

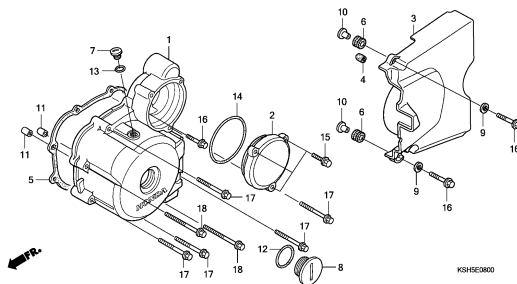


KSH5E0700

E-8

LEFT CRANKCASE COVER

D 9

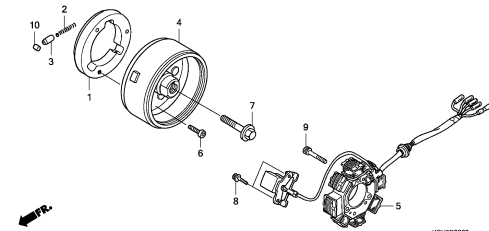


KSH5E0800

E-9

GENERATOR

D10



KSH5E0900

2

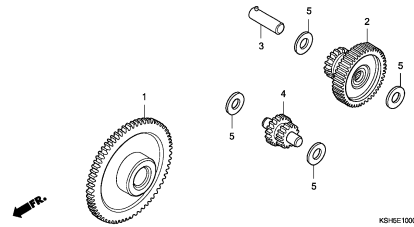
ENGINE GROUP

C 3

E-10

STARTING GEAR

D11

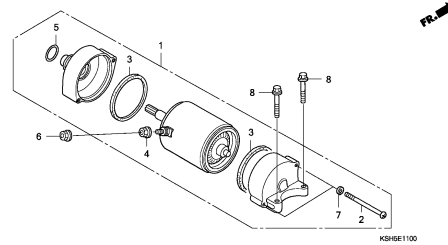


KSH-SE1000

E-11

STARTING MOTOR

D12

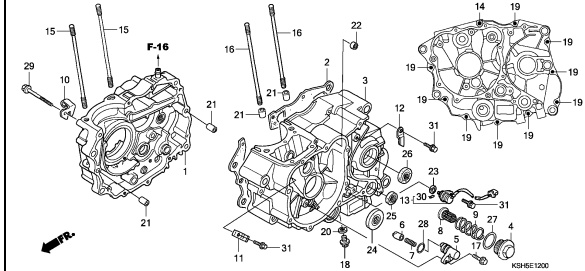


KSH-SE1100

E-12

CRANKCASE

D13

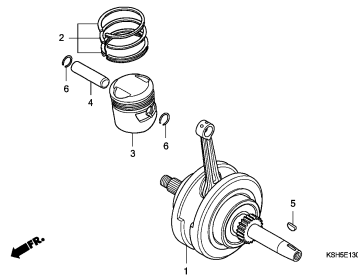


KSH-SE1200

E-13

CRANKSHAFT/PISTON

D15

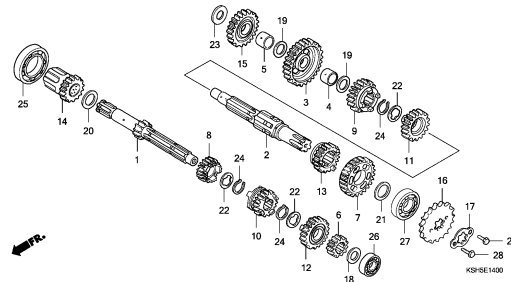


KSH-SE1300

E-14

TRANSMISSION

D16

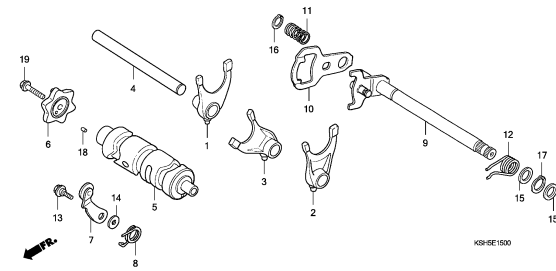


KSH-SE1400

E-15

GEARSHIFT DRUM

E 2

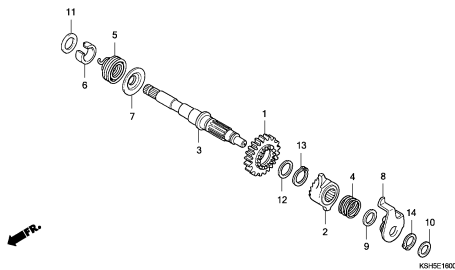


KSH-SE1500

E-16

KICK STARTER SPINDLE

E 3

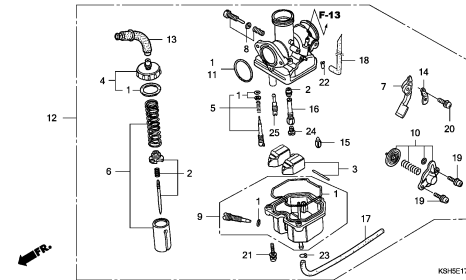


KSH-SE1600

E-17

CARBURETOR

E 4



KSH-SE1700

2

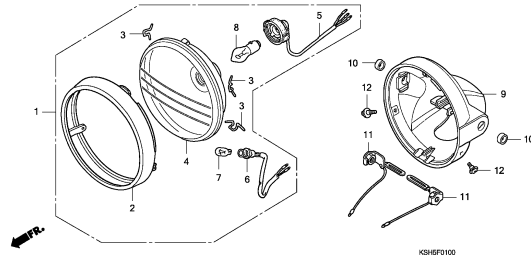
FRAME GROUP

C 4

F-1

HEADLIGHT

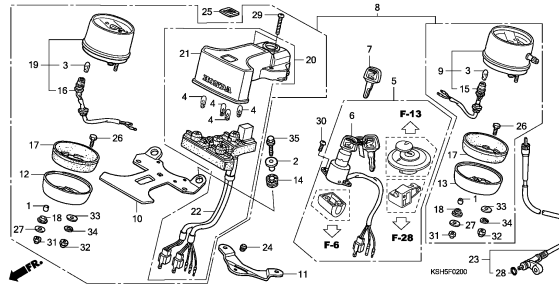
F 1



F-2

METER

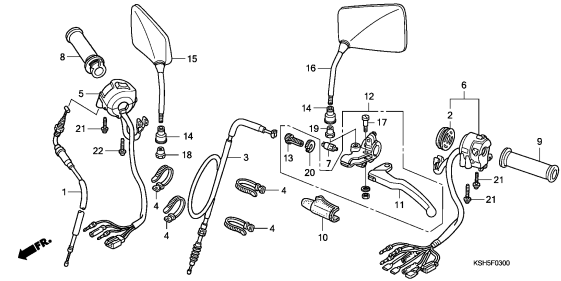
F 2



F-3

HANDLE LEVER/SWITCH/CABLE

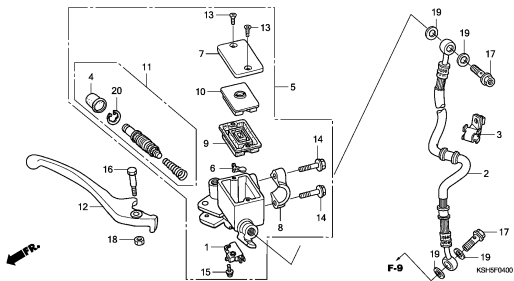
F 4



F-4

FR. BRAKE MASTER CYLINDER

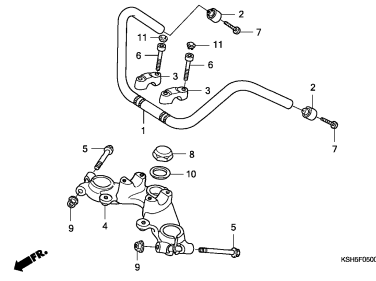
F 5



F-5

HANDLE PIPE/TOP BRIDGE

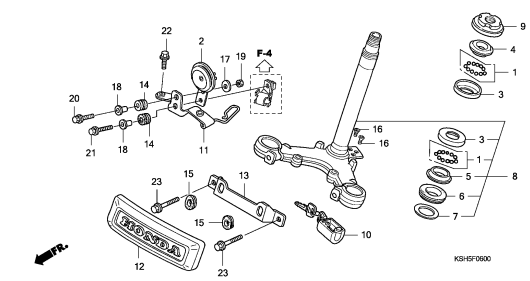
F 6



F-6

STEERING STEM

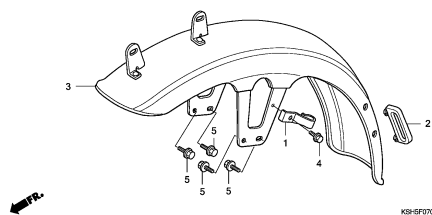
F 7



F-7

FRONT FENDER

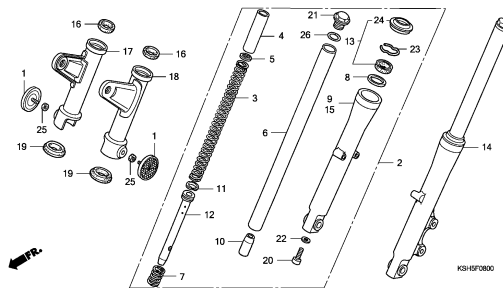
F 8



F-8

FRONT FORK

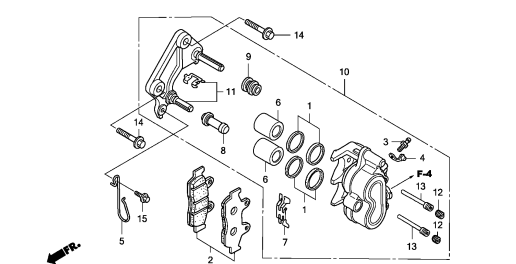
F 9



F-9

FRONT BRAKE CALIPER

F 11



3

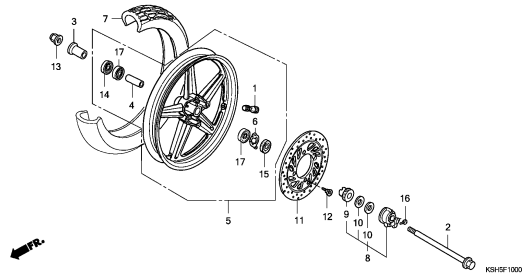
FRAME GROUP

C 5

F-10

FRONT WHEEL

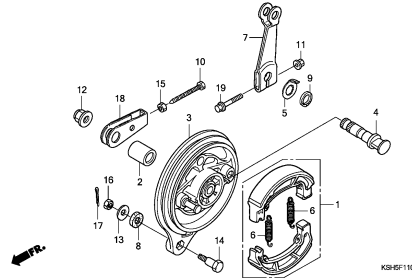
F12



F-11

REAR BRAKE PANEL

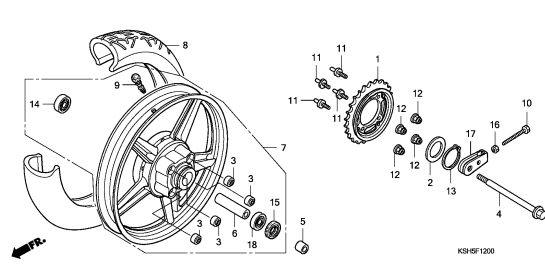
F13



F-12

REAR WHEEL

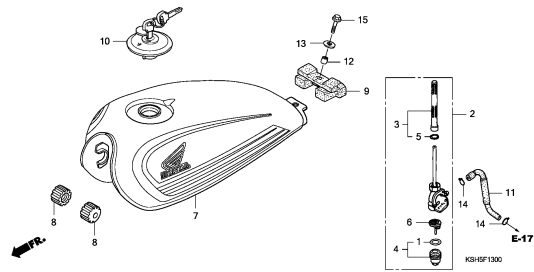
F14



F-13

FUEL TANK

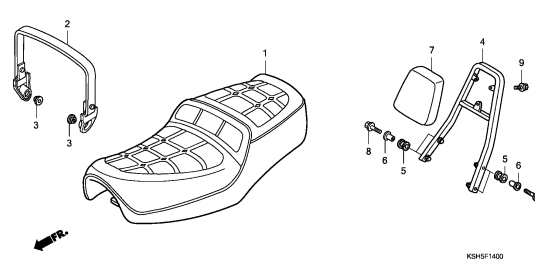
F15



F-14

SEAT

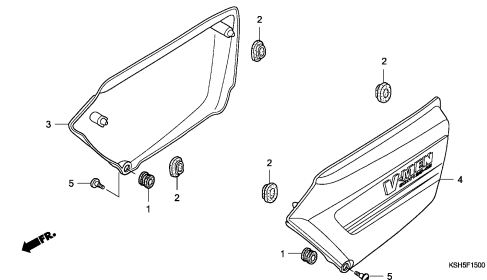
F16



F-15

SIDE COVER

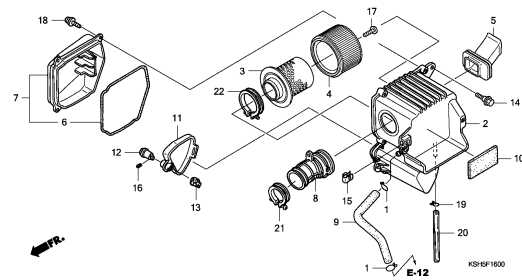
G 1



F-16

AIR CLEANER

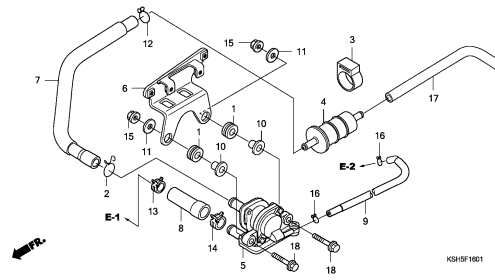
G 2



F-16-1

AIR SUCTION VALVE

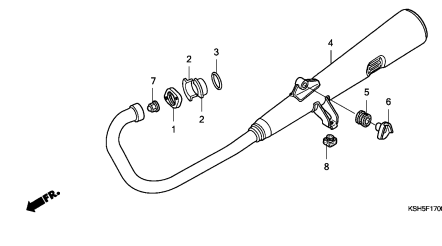
G 3



F-17

EXHAUST MUFFLER

G 4



3

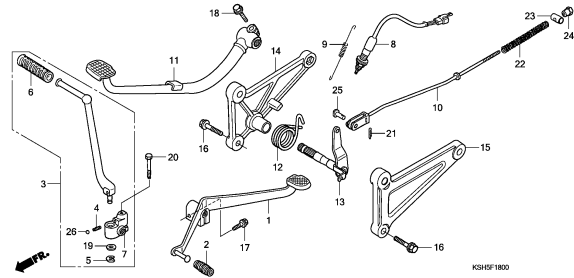
FRAME GROUP

C 6

F-18

PEDAL

G 5

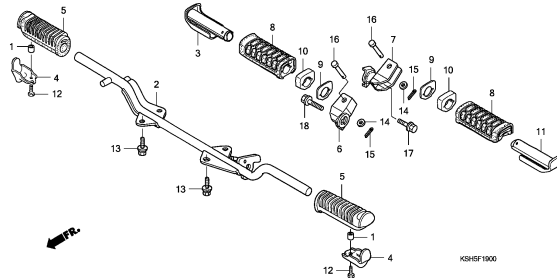


KSH/SP1800

F-19

STEP

G 6

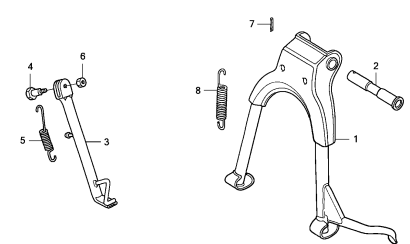


KSH/SP1900

F-20

STAND

G 7

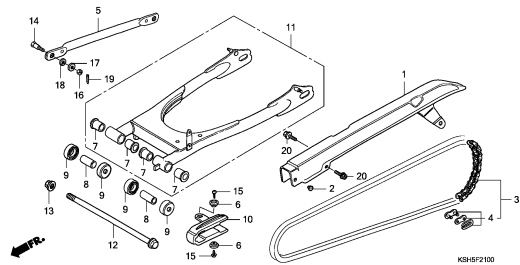


KSH/SP2000

F-21

SWINGARM

G 8

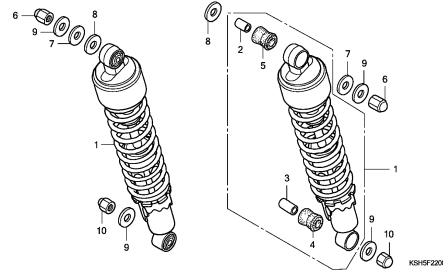


KSH/SP2100

F-22

REAR CUSHION

G 9

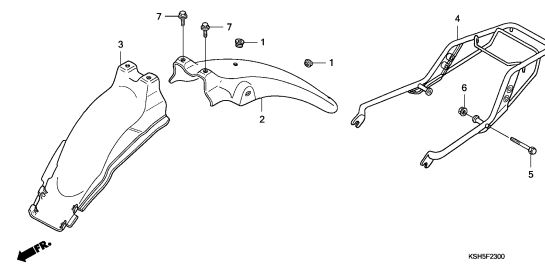


KSH/SP2200

F-23

REAR FENDER

G10

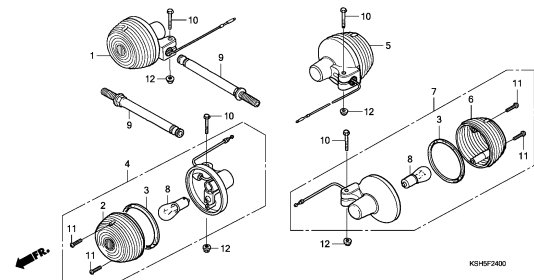


KSH/SP2300

F-24

WINKER

G11

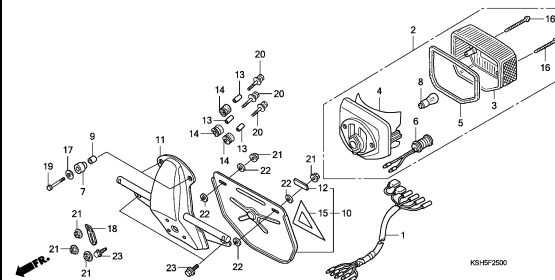


KSH/SP2400

F-25

TAILLIGHT

G12

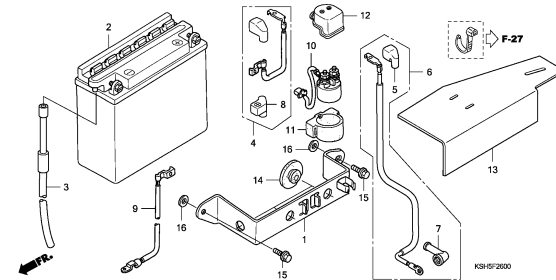


KSH/SP2500

F-26

BATTERY

G13



KSH/SP2600

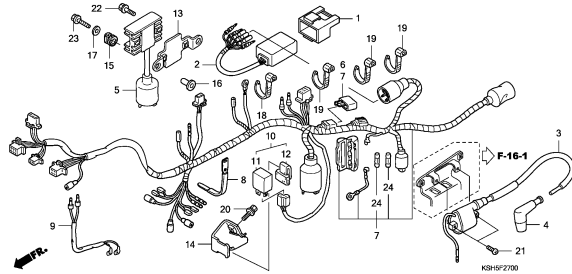
FRAME GROUP

C 7

F-27

WIRE HARNESS/IGNITION COIL

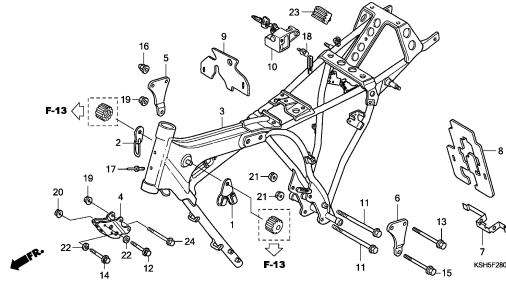
G14



F-28

FRAME BODY

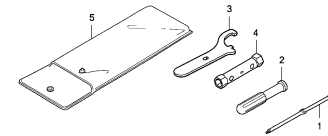
G16



F-29

TOOLS

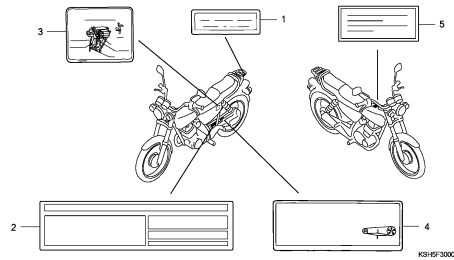
H 1



F-30

CAUTION LABEL

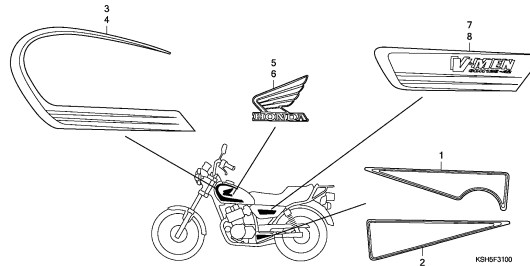
H 2



F-31

STRIPE

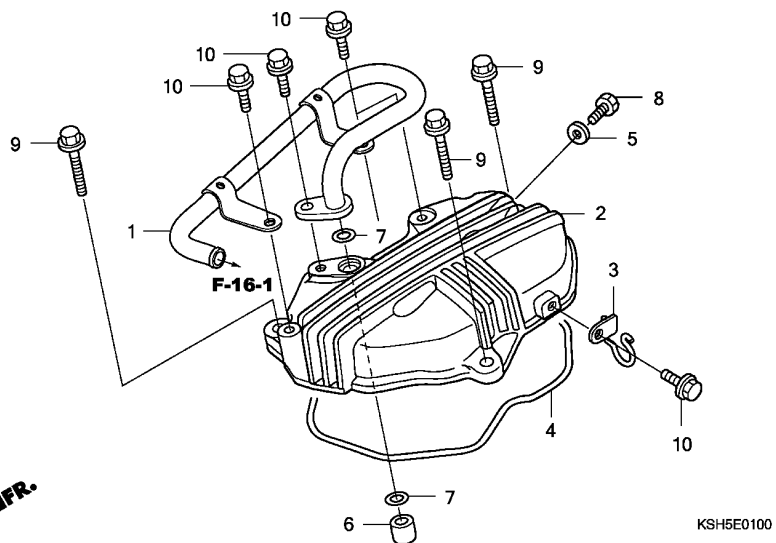
H 3



E-1

CYLINDER HEAD COVER

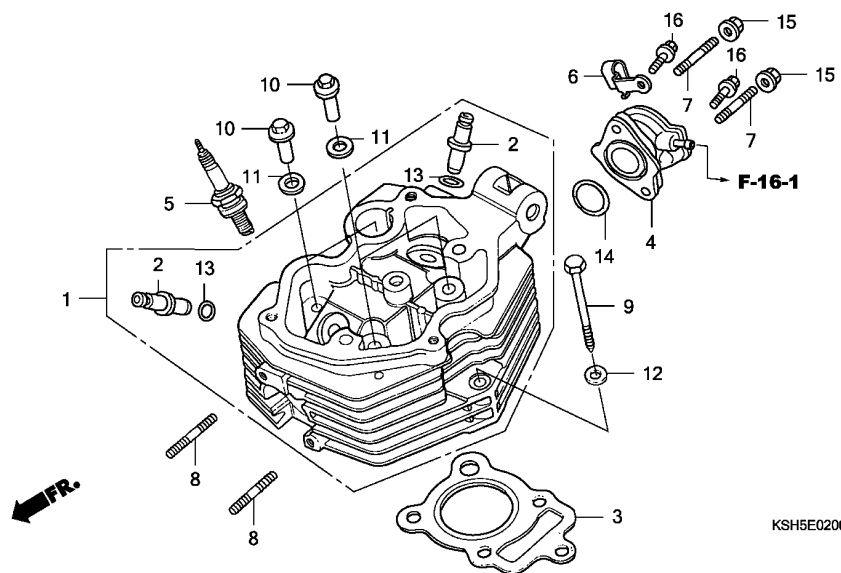
D 1



Ref. No.	L.O.N.	(Relative ref. Number) Description	F.R.T.
1	3111D1	PIPE, SECONDARY AIR	0.1
2	1111C4	COVER, CYLINDER HEAD	0.3
4	1111D2	GASKET, CYLINDER HEAD COVER ..	0.3

Ref. No.	Part No.	Description	Reqd. QTY CCM125SH 9	Serial No.	Parts catalogue code
1	11105-KSH-930	PIPE COMP., AIR SUCTION	1		
2	12311-KSH-930	COVER, CYLINDER HEAD	1		
3	12315-KRF-C30	GUIDE, TUBE (PB)	1		
4	12391-KRF-S00	PACKING, CYLINDER HEAD COVER	1		
5	90441-KRF-S00	WASHER, SEALING, 6MM	1		
6	90703-KRF-S00	DOWEL PIN, 10X14	1		
7	91305-KFN-900	O-RING, 9.8X1.9	2		
8	92101-06012-0A	BOLT, HEX., 6X12	1		
9	95701-06030-00	BOLT, FLANGE, 6X30	3		
10	96001-06016-00	BOLT, FLANGE, 6X16	4		

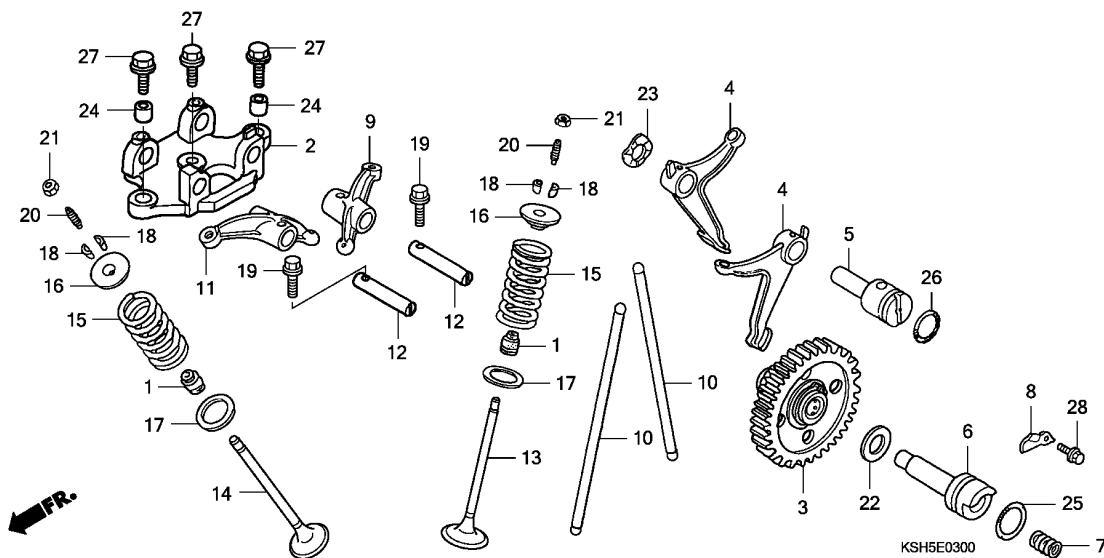
2



Ref. No.	L.O.N.	(Relative ref. Number) Description	F.R.T.
1	111106	HEAD, CYLINDERINCLUDES: Valve adjust and reface	2.4
2	1111L9	GUIDE, INTAKE VALVE(ONE)INCLUDES: Reaming .INCLUDES: Valve adjust and reface	2.3
	1111M0	GUIDE, EXHAUST VALVE(ONE)INCLUDES: Reaming .INCLUDES: Valve adjust and reface	2.3
	1111M9	GUIDE, VALVE :FOR 1 VEHICLE .. .INCLUDES: Reaming .INCLUDES: Valve adjust and reface	2.6
3	111115	GASKET, CYLINDER HEAD (14)	1.5
4	311131	INSULATOR, THROTTLE BODY/ CARBURETOR	0.4
5	614130	PLUG, SPARK	0.1

Ref. No.	Part No.	Description	Reqd. QTY	Serial No.	Parts catalogue code
			CCM125SH 9		
1	12200-KSH-930	HEAD COMP., CYLINDER	1		
2	12204-KRF-P00	GUIDE, VALVE (O.S.)	2		
3	12251-KCS-920	GASKET, CYLINDER HEAD	1		
4	16210-KSH-930	INSULATOR, CARBURETOR	1		
5	31918-HM5-630	PLUG, SPARK, 58	1		
	31919-HM5-630	PLUG, SPARK, 59	(1)		
6	32977-KSH-900	CLIP, HIGH TENSION CORD	1		
7	90035-KRF-S00	BOLT, STUD, 6X28	2		
8	90036-KRF-S00	BOLT, STUD, 6X38	2		
9	90127-KRF-S00	BOLT, HEX., 8X79	1		
10	90306-KRF-S00	NUT, CYLINDER HEAD	4		
11	90437-KRF-S00	WASHER, PLAIN, 12MM	4		
12	90443-KRF-S00	WASHER, SEALING, 8MM	1		
13	91301-KRF-S00	O-RING, 10X1.6	2		
14	91306-KRF-S00	O-RING, 33.5X3	1		
15	94050-06000	NUT, FLANGE, 6MM	2		
16	96001-06025-00	BOLT, FLANGE, 6X25	2		

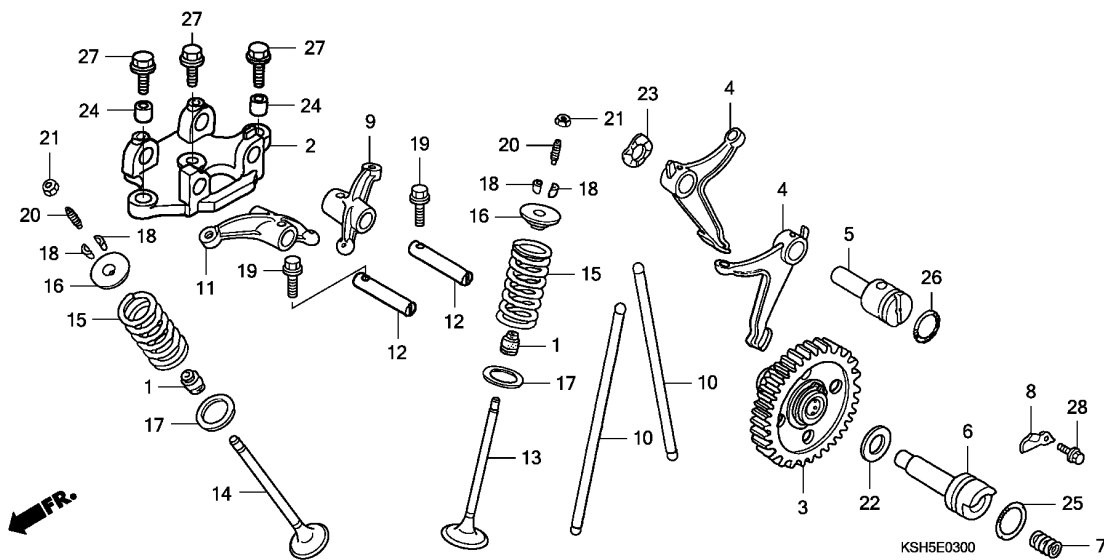




Ref. No.	L.O.N.	(Relative ref. Number) Description	F.R.T.
3	111118	CAMSHAFTINCLUDES: Valve adjustment (5,26)	2.2
4	1111Y0	FOLLOWER, CAMSHAFTNOTE: Same time for two units (2)	1.7
9	1111K8	ARM, INTAKE VALVE ROCKER(ONE) .INCLUDES: Valve adjustment	0.6
	1111L8	ARM, VALVE ROCKER :FOR 1 VEHICLE	0.6
10	111165	ROD, VALVE PUSHNOTE: Same time for two units .INCLUDES: Valve adjustment (2)	0.6
11	1111K9	ARM, EXHAUST VALVE ROCKER(ONE) .INCLUDES: Valve adjustment	0.6
13	1111N0	VALVE, INTAKE(ONE)INCLUDES: Refacing	1.8
	1111P0	VALVE :FOR 1 VEHICLEINCLUDES: Refacing	2.0
14	1111N1	VALVE, EXHAUST(ONE)INCLUDES: Refacing	1.8

Ref. No.	Part No.	Description	Reqd. QTY CCM125SH 9	Serial No.	Parts catalogue code
1	12208-KCS-920	SEAL, VALVE STEM	2		
2	12210-KRF-B40	HOLDER, ROCKER ARM	1		
3	14100-KRF-B40	CAMSHAFT COMP.	1		
4	14421-KRF-S00	FOLLOWER, CAM	2		
5	14422-KRF-S00	SHAFT, CAM FOLLOWER	1		
6	14423-KRF-S00	SHAFT, CAM GEAR	1		
7	14425-KRF-S00	SPRING, CAMSHAFT	1		
8	14426-KRF-S00	PLATE, SPRING STOPPER	1		
9	14431-KRF-S60	ARM, IN. ROCKER	1		
10	14440-KRF-S00	ROD COMP., PUSH	2		
11	14441-KRF-S60	ARM, EX. ROCKER	1		
12	14451-KRF-S60	SHAFT, ROCKER ARM	2		
13	14711-KRF-S00	VALVE, IN.	1		
14	14721-KRF-S00	VALVE, EX.	1		
15	14751-KRF-B40	SPRING, VALVE	2		
16	14771-KRF-S00	RETAINER, VALVE SPRING	2		
17	14775-KRF-S00	SEAT, VALVE SPRING OUTER	2		
18	14781-KRF-S00	COTTER, VALVE	4		
19	90002-KY0-890	BOLT, FLANGE, 6X16	2		
20	90012-KRF-C30	SCREW, TAPPET ADJUSTING	2		
21	90206-KRF-S00	NUT, TAPPET ADJUSTING	2		
22	90428-KRF-S00	WASHER, THRUST, 14MM	1		
23	90444-KRF-S00	WASHER, WAVE, 12MM	1		
24	90703-KRF-S00	DOWEL PIN, 10X14	2		
25	91318-KRF-S00	O-RING, 20X2.5	1		

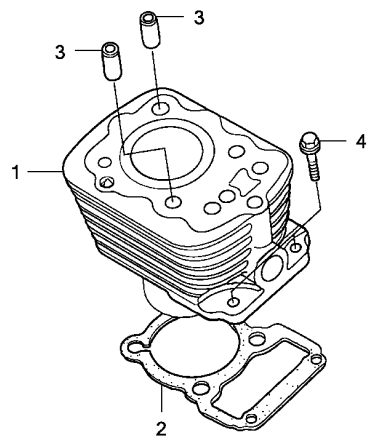
KSH5E0300



Ref. No.	L.O.N.	(Relative ref. Number) Description	F.R.T.
15		(1,16,17,18)	
1111P2		SPRING AND/OR STEM SEAL, INTAKE VALVE(ONE)	1.6
1111P3		SPRING AND/OR STEM SEAL, EXHAUST VALVE(ONE)	1.6
1111Q2		SPRING AND/OR STEM SEAL, VALVE :FOR 1 VEHICLE	1.7

Ref. No.	Part No.	Description	Reqd. QTY	Serial No.	Parts catalogue code
			CCM125SH		
			9		
26	91333-KRF-S00	O-RING, 17X2.5	1		
27	95701-08030-00	BOLT, FLANGE, 8X30	3		
28	96001-06014-00	BOLT, FLANGE, 6X14	1		





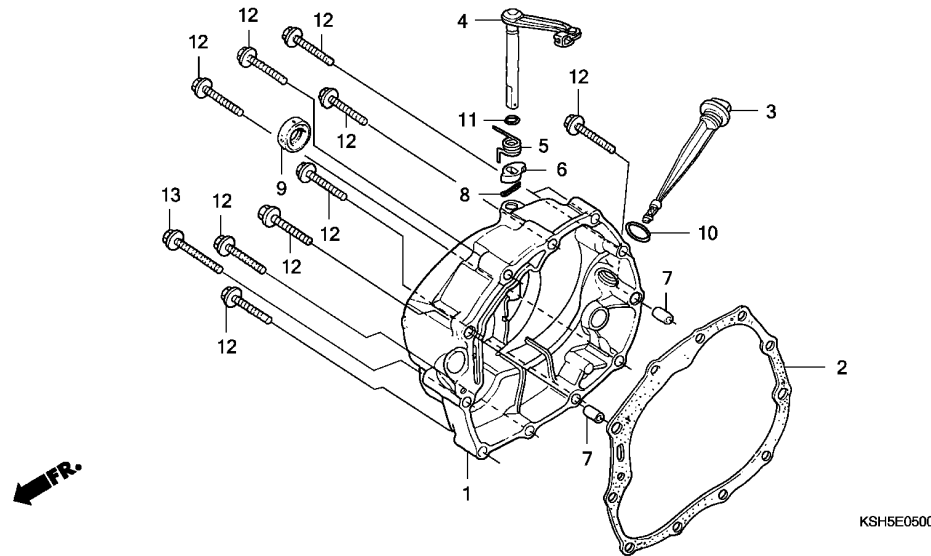
Ref. No.	L.O.N.	(Relative ref. Number) Description	F.R.T.
1	1111A5	CYLINDER	1.8
2	111102	GASKET, CYLINDER	1.7

Ref. No.	Part No.	Description	Reqd. QTY CCM125SH 9	Serial No.	Parts catalogue code
1	12100-KRF-S60	CYLINDER COMP.	1		
2	12191-KRF-B50	GASKET, CYLINDER	1		
3	90706-KRF-S00	DOWEL PIN, 10X20	2		
4	96001-06022-00	BOLT, FLANGE, 6X22	2		

E-5

RIGHT CRANKCASE COVER

D 6



Ref. No.	L.O.N.	(Relative ref. Number) Description	F.R.T.
1	110159	COVER, CRANKCASE :RIGHT	0.7
2	110158	GASKET, CRANKCASE COVER :RIGHT (5,6,11)	0.6
4	2121A7	LEVER, CLUTCH	0.7
9	112105	OIL SEAL, KICK STARTER SPINDLE	0.6

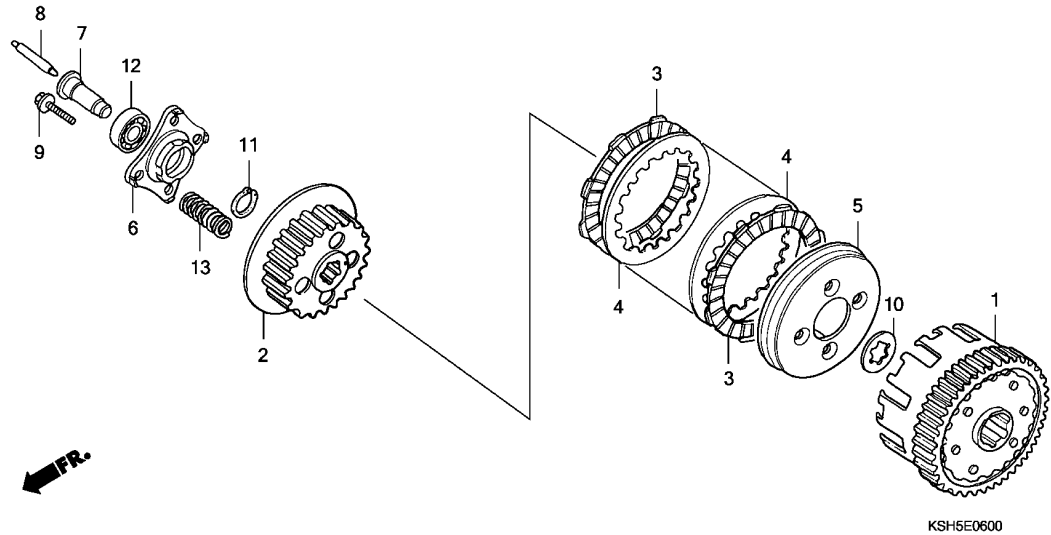
Ref. No.	Part No.	Description	Reqd. QTY	Serial No.	Parts catalogue code
			CCM125SH 9		
1	11330-KRF-R30	COVER COMP., R. CRANKCASE ...	1		
2	11393-KRF-B50	GASKET, R. CRANKCASE COVER ..	1		
3	15650-KRF-S00	GAUGE, OIL LEVEL	1		
4	22810-KRF-S00	LEVER COMP., CLUTCH	1		
5	22816-KRF-S00	SPRING, CLUTCH LEVER	1		
6	22821-KRF-S00	CAM, CLUTCH LIFTER	1		
7	90705-KRF-S00	DOWEL PIN, 8X14	2		
8	90751-KRF-S00	PIN, SPLIT, 2.0X15	1		
9	91204-KRF-S00	OIL SEAL, 16X28X7	1		
10	91307-KRF-S00	O-RING, 18X3	1		
11	91308-KRF-S00	O-RING, 6.8X1.9	1		
12	96001-06040-00	BOLT, FLANGE, 6X40	10		
13	96001-06050-00	BOLT, FLANGE, 6X50	1		

2

E-6

CLUTCH

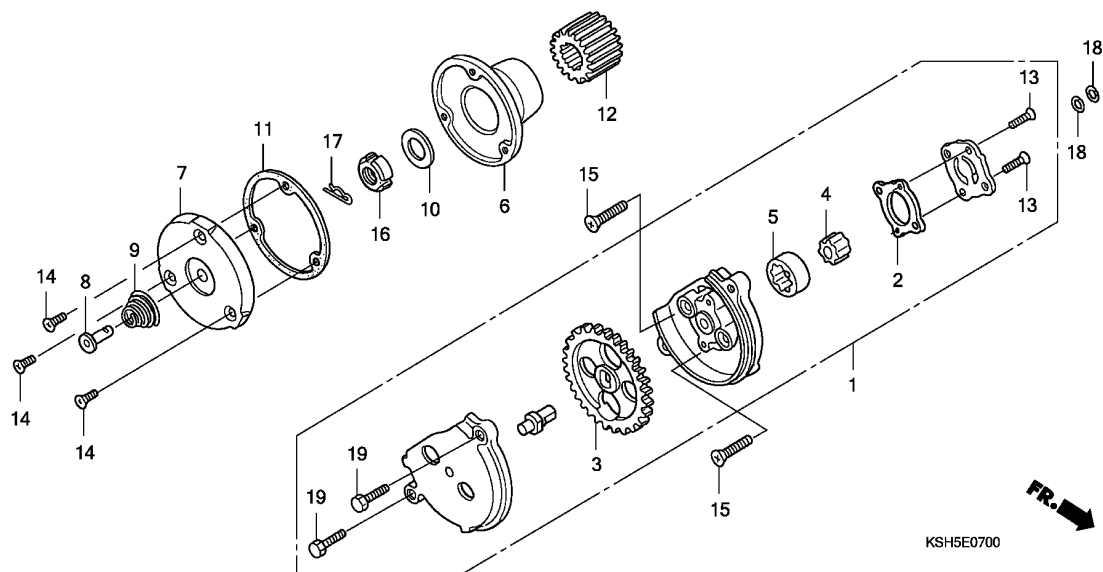
D 7



Ref. No.	L.O.N.	(Relative ref. Number) Description	F.R.T.
1	2121A0	OUTER, CLUTCH	1.0
2	212112	CENTER, CLUTCH	1.0
3	2121A1	DISC, CLUTCH FRICTION	1.0
		.NOTE: Same time for two units or more	
5	2121A3	PLATE, CLUTCH PRESSURE	1.0
6	2121A4	PLATE, CLUTCH LIFTER	0.7
8	2121B6	ROD, CLUTCH LIFTER	0.6
13	212107	SPRING, CLUTCH	0.7
		.NOTE: Same time for two units or more	

Ref. No.	Part No.	Description	Reqd. QTY CCM125SH 9	Serial No.	Parts catalogue code
1	22100-KCS-920	OUTER COMP., CLUTCH (73T) ...	1		
2	22121-KCS-650	CENTER COMP., CLUTCH	1		
3	22201-166-000	DISK, CLUTCH FRICTION	5		
4	22311-107-000	PLATE, CLUTCH	4		
5	22350-107-010	PLATE, CLUTCH PRESSURE	1		
6	22361-107-000	PLATE, CLUTCH LIFTER	1		
7	22366-KRF-S00	PIN, CLUTCH LIFTER GUIDE	1		
8	22850-KRF-S00	ROD, CLUTCH LIFTER	1		
9	90050-357-000	BOLT, SPECIAL FLANGE, 6X22 ..	4		
10	90461-KRF-S00	WASHER B, SPLINE, 20MM	1		
11	90606-KRF-S00	SET RING, 20MM	1		
12	91006-KRF-S00	BEARING, RADIAL BALL, 6001 ..	1		
13	95014-75110	SPRING, CLUTCH (11)	4		

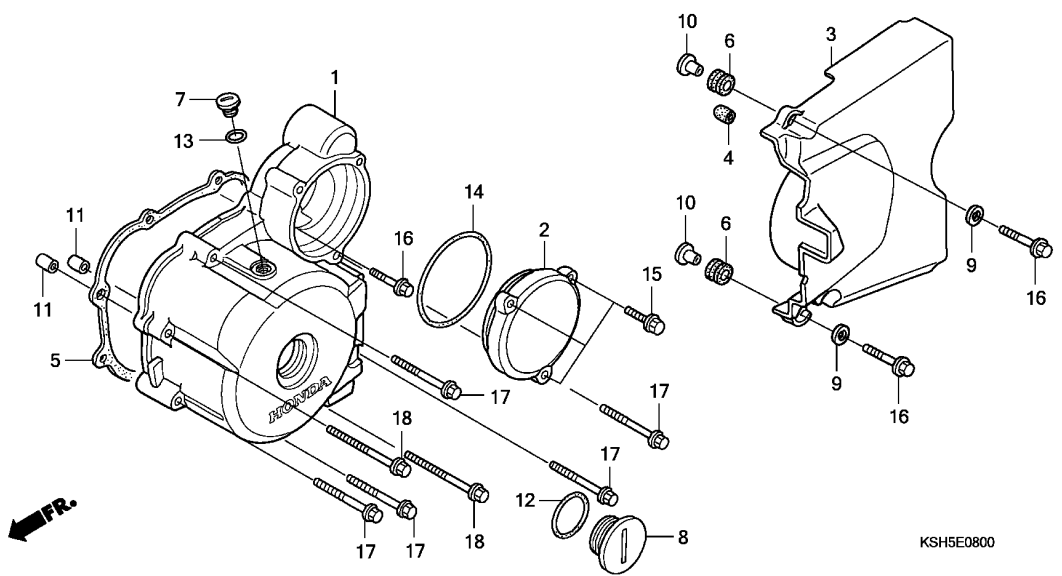
2



Ref. No.	L.O.N.	(Relative ref. Number) Description	F.R.T.
1		(18)	
1	113105	PUMP ASSY., OIL	0.8
3	1131B8	GEAR, OIL PUMP DRIVE	0.7
4		(5)	
4	1131C7	ROTOR, OIL PUMP	0.9
6	1101L0	ROTOR, OIL FILTER	0.8
7		(11)	
7	1101L1	CAP, OIL FILTER ROTOR	0.7
12	211105	GEAR, PRIMARY DRIVE	0.8

Ref. No.	Part No.	Description	Reqd. QTY CCM125SH 9	Serial No.	Parts catalogue code
1	15100-KRF-S00	OIL PUMP ASSY.	1		
2	15126-KRF-S00	GASKET, OIL PUMP	1		
3	15131-KRF-S00	GEAR, OIL PUMP DRIVE (39T) ..	1		
4	15331-KRF-S00	ROTOR, OIL PUMP INNER	1		
5	15332-KRF-S00	ROTOR, OIL PUMP OUTER	1		
6	15430-KRF-S00	ROTOR COMP., OIL FILTER	1		
7	15436-KRF-S00	CAP, OIL FILTER ROTOR	1		
8	15441-KRF-S00	THROUGH, OIL	1		
9	15446-KRF-S00	SPRING, OIL THROUGH	1		
10	15451-KRF-S00	WASHER, OIL FILTER ROTOR			
		LOCKING	1		
11	15459-KCS-920	GASKET, OIL FILTER CAP	1		
12	23121-KRF-S00	GEAR, PRIMARY DRIVE (18T) ...	1		
13	90151-KRF-S00	SCREW, FLAT, 4X12	2		
14	90152-KRF-S00	SCREW, FLAT, 5X12	3		
15	90153-KRF-S00	SCREW, FLAT, 6X30	2		
16	90231-KRF-S00	NUT, LOCK, 16MM	1		
17	90702-KRF-S00	PIN, LOCK, 8MM	1		
18	91304-KRF-S00	O-RING, 9.4X2.4	2		
19	92101-05020-OA	BOLT, HEX., 5X20	2		





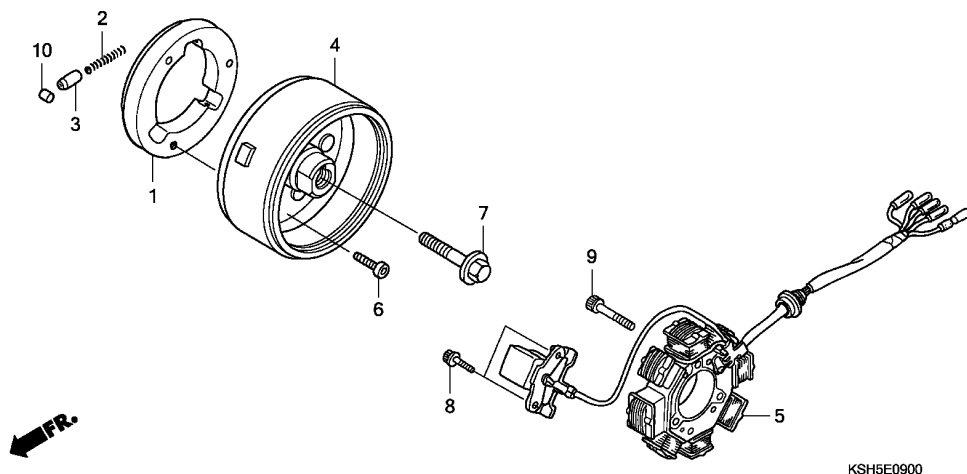
Ref. No.	L.O.N.	(Relative ref. Number) Description	F.R.T.
1	1101A6	COVER, CRANKCASE :LEFT (14)	0.7
2	2101D7	COVER, REDUCTION GEAR	0.1
3	1101B0	COVER, CRANKCASE :LEFT REAR ..	0.1
5	1101A3	GASKET, CRANKCASE COVER :LEFT	0.5

Ref. No.	Part No.	Description	Reqd. QTY CCM125SH 9	Serial No.	Parts catalogue code
1	11340-KRF-S60	COVER COMP., L. CRANKCASE ...	1		
2	11355-KRF-S00	COVER, REDUCTION GEAR	1		
3	11361-KSH-930	COVER, L. RR. CRANKCASE	1		
4	11363-437-620	RUBBER, RR. COVER MOUNTING ..	1		
5	11395-KRF-B50	GASKET, L. CRANKCASE COVER ..	1		
6	17622-GB7-900	RUBBER, CUSHION	2		
7	90084-KRF-S00	CAP, A.C. GENERATOR	1		
8	90087-KRF-S60	CAP, 30MM	1		
9	90417-041-000	WASHER, GEARSHIFT DRUM SIDE ..	2		
10	90502-KEZ-900	COLLAR, CUSHION RUBBER	2		
11	90703-KRF-S00	DOWEL PIN, 10X14	2		
12	91302-KRF-S60	O-RING, 29.7X2.4	1		
13	91303-KRF-S00	O-RING, 13.8X2.5	1		
14	91359-KRF-S00	O-RING, 63X3	1		
15	96001-06020-00	BOLT, FLANGE, 6X20	3		
16	96001-06025-00	BOLT, FLANGE, 6X25	3		
17	96001-06040-00	BOLT, FLANGE, 6X40	5		
18	96001-06050-00	BOLT, FLANGE, 6X50	2		

E-9

GENERATOR

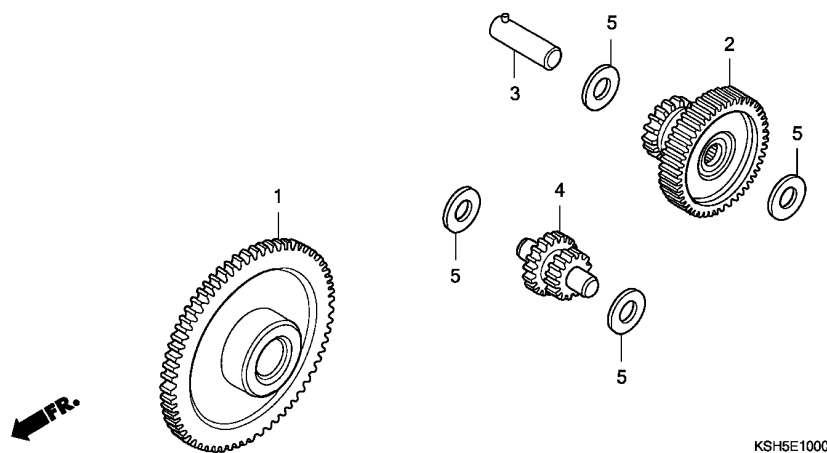
D10



Ref. No.	L.O.N.	(Relative ref. Number) Description	F.R.T.
1	612131	OUTER, STARTING CLUTCH	0.8
4	613105	ROTOR OR FLYWHEEL	0.8
5	6131A3	STATOR	0.8
10		(2,3)	
	6121B0	ROLLER, STARTING CLUTCH	0.6
.NOTE: Same time for two units or more			

Ref. No.	Part No.	Description	Reqd. QTY	Serial No.	Parts catalogue code
			CCM125SH 9		
1	28120-KRF-S00	OUTER COMP., STARTING CLUTCH	1		
2	28125-KRF-S00	SPRING, STARTING CLUTCH ROLLER	3		
3	28126-KRF-S00	CAP, CLUTCH ROLLER SPRING ...	3		
4	31110-KRF-B40	FLYWHEEL COMP.	1		
5	31120-KRF-B40	STATOR COMP.	1		
6	90010-KRF-S00	BOLT, SOCKET, 8X18	3		
7	90023-KRF-S00	BOLT, ROTOR SETTING	1		
8	90089-KAS-900	BOLT, FLANGE SOCKET, 5X14 ...	2		
9	90092-KE5-000	BOLT, STOPPER TENSIONER SHAFT	3		
10	91101-KRF-S00	ROLLER, 10.2X11.5	3		

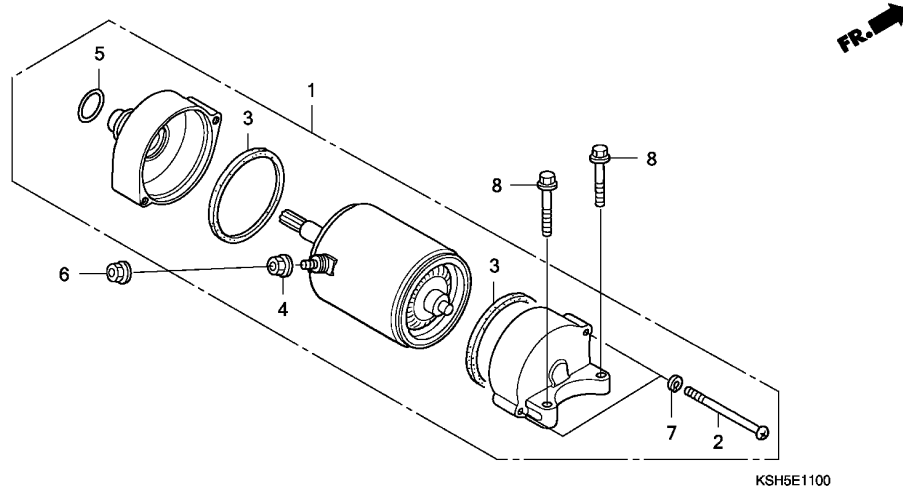
2



Ref. No.	L.O.N.	(Relative ref. Number) Description	F.R.T.
1	612120	GEAR, STARTER DRIVEN	0.6
2	612125	GEAR, STARTER REDUCTION	0.2
4	612135	GEAR, STARTER IDLE	0.5

Ref. No.	Part No.	Description	Reqd. QTY CCM125SH 9	Serial No.	Parts catalogue code
1	28110-KRF-S00	GEAR COMP., STARTING DRIVEN (57T)	1		
2	28130-KRF-S00	GEAR COMP., REDUCTION (62T/18T)	1		
3	28132-KRF-S00	SHAFT, REDUCTION	1		
4	28141-KRF-S00	SHAFT, STARTER GEAR (16T/14T)	1		
5	90474-KRF-S00	WASHER, 10.5MM	4		

2

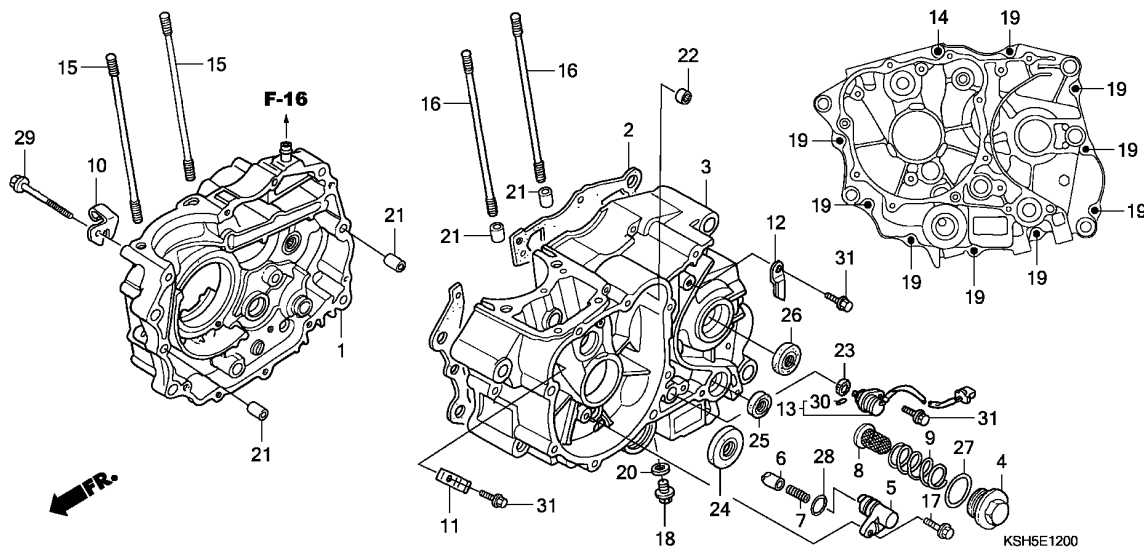


KSH5E1100

Ref. No.	L.O.N.	(Relative ref. Number) Description	F.R.T.
1	612105	MOTOR, STARTING	0.2

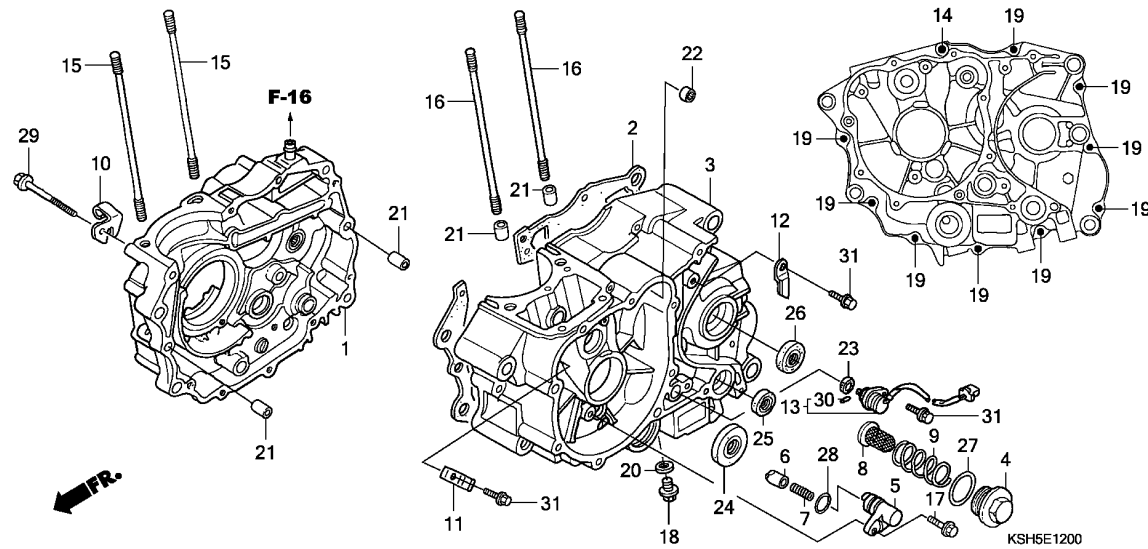
Ref. No.	Part No.	Description	Reqd. QTY	Serial No.	Parts catalogue code
			CCM125SH 9		
1	31200-KRF-T00	MOTOR ASSY., STARTING	1		
2	31205-KRF-T00	BOLT, SETTING	2		
3	31207-KRF-T00	RING	2		
4	90071-KRF-T00	NUT-WASHER, 6MM	1		
5	91309-KRF-T00	O-RING	1		
6	94050-06000	NUT, FLANGE, 6MM	1		
7	94111-05000	WASHER, SPRING, 5MM	2		
8	95701-06028-00	BOLT, FLANGE, 6X28	2		





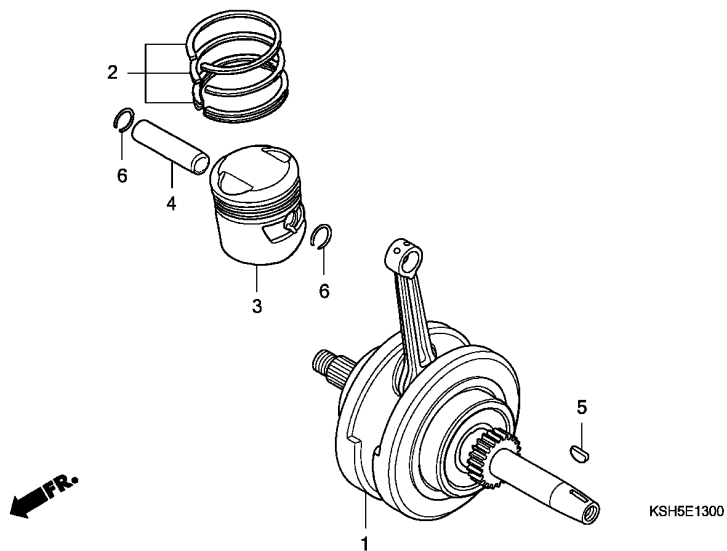
Ref. No.	L.O.N.	(Relative ref. Number) Description	F.R.T.
1	110120	CRANKCASE :RIGHTINCLUDES: Engine removal and installation	4.1
	1101A2	CRANKCASE :BOTHINCLUDES: Engine removal and installation	4.9
2	110110	GASKET, CRANKCASEINCLUDES: Engine removal and installation	3.6
3	110115	CRANKCASE :LEFTINCLUDES: Engine removal and installation	4.5
	1101A2	CRANKCASE :BOTHINCLUDES: Engine removal and installation	4.9
5	1101L2	HOLDER, PUSH PLUG	0.6
8	1131B5	SCREEN, OIL FILTER	0.1
25	1101F9	OIL SEAL, GEARSHIFT SPINDLE ..	1.1

Ref. No.	Part No.	Description	Reqd. QTY	Serial No.	Parts catalogue code
			CCM125SH 9		
1	11100-KSH-940	CRANKCASE COMP., R.	1		
2	11191-KRF-B50	GASKET, CRANKCASE	1		
3	11200-KSH-901	CRANKCASE COMP., L.	1		
4	12361-KRF-R30	CAP, HOLE, 36MM	1		
5	14511-KRF-S00	HOLDER, PUSH PLUG	1		
6	14521-KRF-S00	PLUG, BEARING PUSH	1		
7	14531-KRF-B41	SPRING, BEARING PUSH	1		
8	15421-KRF-S00	SCREEN, OIL FILTER	1		
9	15426-KRF-S00	SPRING, OIL FILTER SCREEN ...	1		
10	22838-KRF-S00	HOLDER, CLUTCH WIRE	1		
11	28117-KRF-S00	PLATE, GEAR SETTING	1		
12	32976-KRF-S00	CLAMPER, WIRE HARNESS	1		
13	35759-KSH-890	SWITCH ASSY., CHANGE	1		
14	90001-KRF-S00	SCREW, PAN, 6X95	1		
15	90032-KRF-S00	BOLT A, CYLINDER STUD (8X122)	2		
16	90034-KRF-S00	BOLT B, CYLINDER STUD (8X130)	2		
17	90044-KRF-S00	BOLT, FLANGE, 6X25	1		
18	90051-KRF-S00	BOLT, DRAIN PLUG, 12MM	1		
19	90173-KRF-S00	SCREW, PAN, 6X50	9		
20	90401-KRF-S00	WASHER, DRAIN PLUG, 12MM	1		
21	90703-KRF-S00	DOWEL PIN, 10X14	4		
22	91021-KRF-S00	BEARING, NEEDLE (HK1010)	1		
23	91203-KRF-S00	OIL SEAL, 14X22X5	1		
24	91205-KRF-S00	OIL SEAL, 34X50X7	1		
25	91206-KRF-S00	OIL SEAL, 14X28X7	1		



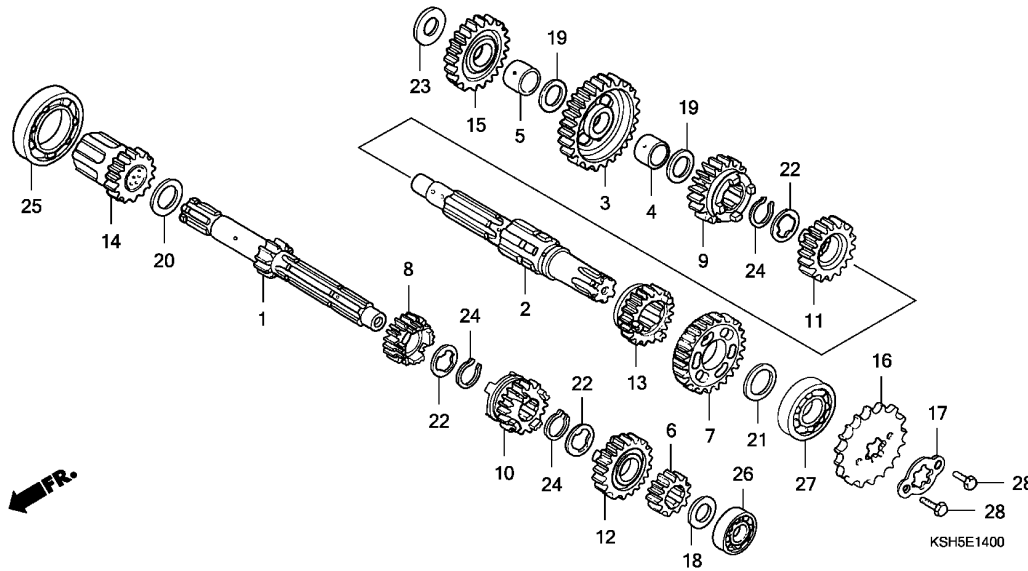
Ref. No.	Part No.	Description	Reqd. QTY CCM125SH 9	Serial No.	Parts catalogue code
26	91216-KSH-890	OIL SEAL, 20X34X7	1		
27	91305-KRF-S00	O-RING, 35X3	1		
28	91335-KRF-S00	O-RING, 13X2.5	1		
29	92301-06055-0A	BOLT, RECESSED, 6X55	1		
30	94305-20102	PIN, SPRING, 2X10	1		
31	96001-06014-00	BOLT, FLANGE, 6X14	3		





Ref. No.	L.O.N.	(Relative ref. Number) Description	F.R.T.
1	1101B5	CRANKSHAFT -INCLUDES: Engine removal and installation (2,4,6)	4.0
3	111103	RING, PISTON AND/OR PISTON (ONE)	1.9

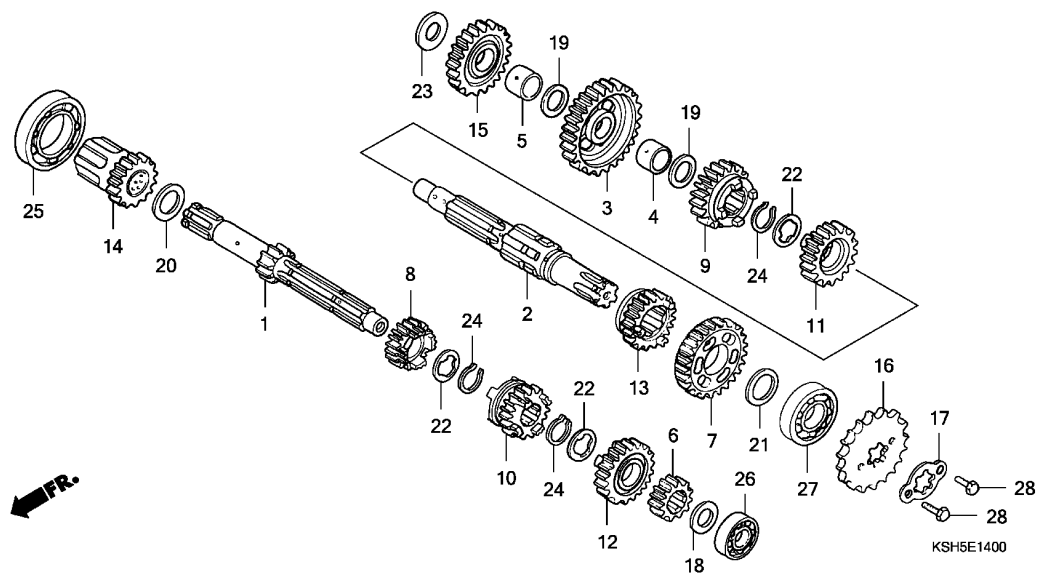
Ref. No.	Part No.	Description	Reqd. QTY CCM125SH 9	Serial No.	Parts catalogue code
1	13000-KRF-T00	CRANKSHAFT COMP.	1		
2	13011-KPN-900	RING SET, PISTON (STD.)	1		
	13021-KPN-900	RING SET, PISTON (0.25)	(1)		
	13031-KPN-900	RING SET, PISTON (0.50)	(1)		
	13041-KPN-900	RING SET, PISTON (0.75)	(1)		
	13051-KPN-900	RING SET, PISTON (1.00)	(1)		
3	13101-KRF-C30	PISTON (STD.)	1		
	13102-KCS-W00	PISTON (0.25)	(1)		
	13103-KCS-W00	PISTON (0.50)	(1)		
	13104-KCS-W00	PISTON (0.75)	(1)		
	13105-KCS-W00	PISTON (1.00)	(1)		
4	13111-KRF-S00	PIN, PISTON	1		
5	90741-KRF-S00	KEY, WOODRUFF, 25X14	1		
6	94601-15000	CLIP, PISTON PIN, 15MM	2		



Ref. No.	L.O.N.	(Relative ref. Number) Description	F.R.T.
1		(6,8,10,12,14)	
210141		MAINSHAFT, TRANSMISSIONINCLUDES: Engine removal and installation	3.8
2		210141A .Replace countershaft add (3,7,9,11,13,15)	0.2
210142		COUNTERSHAFT, TRANSMISSIONINCLUDES: Engine removal and installation	3.8
210142A		.Replace mainshaft add	0.2
16	213135	SPROCKET, DRIVE	0.2
25	2101C5	BEARING, MAINSHAFT :RIGHTINCLUDES: Engine removal and installation	3.8
2101C6		BEARING, MAINSHAFT :BOTHINCLUDES: Engine removal and installation	4.0
2101D4		BEARING, MAINSHAFT AND COUNTERSHAFT :ALLINCLUDES: Engine removal and installation	4.1
26	2101C2	BEARING, MAINSHAFT :LEFTINCLUDES: Engine removal and installation	3.8
+27	2101C7	BEARING, COUNTERSHAFT :LEFT ..	3.8

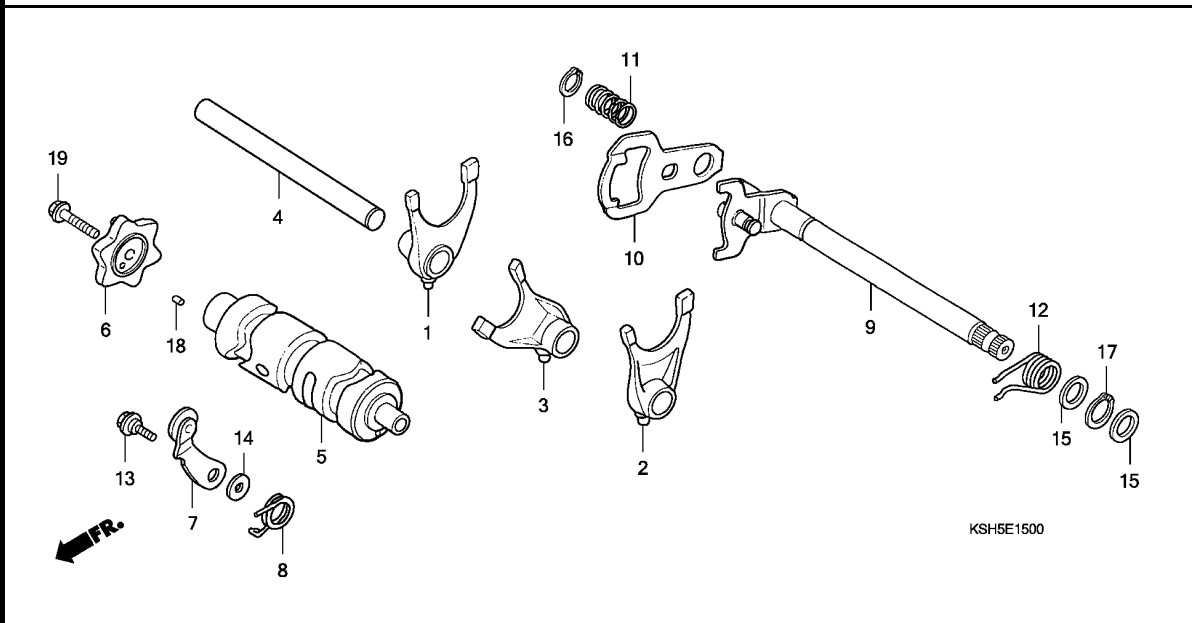
Ref. No.	Part No.	Description	Reqd. QTY	Serial No.	Parts catalogue code
			CCM125SH		
			9		
1	23211-KSH-900	MAINSHAFT, TRANSMISSION (12T)	1		
2	23221-KSH-900	COUNTERSHAFT COMP.	1		
3	23426-KSH-900	GEAR, COUNTERSHAFT LOW (37T)	1		
4	23427-KRF-S00	COLLAR, COUNTERSHAFT FIRST ..	1		
5	23431-KRF-S00	COLLAR, IDLE STARTER GEAR ...	1		
6	23441-KRF-S00	GEAR, MAINSHAFT SECOND (17T)	1		
7	23451-KRF-S00	GEAR, COUNTERSHAFT SECOND (32T)	1		
8	23461-KSH-900	GEAR, MAINSHAFT THIRD (20T) -	1		
9	23471-KSH-900	GEAR, COUNTERSHAFT THIRD (28T)	1		
10	23481-KSH-900	GEAR, MAINSHAFT FOURTH (23T)	1		
11	23491-KSH-900	GEAR, COUNTERSHAFT FOURTH (27T)	1		
12	23501-KSH-900	GEAR, MAINSHAFT FIFTH (25T) -	1		
13	23511-KSH-900	GEAR, COUNTERSHAFT FIFTH (25T)	1		
14	23520-KRF-S00	GEAR COMP., STARTER (19T) ...	1		
15	23531-KRF-S00	GEAR ONLY, IDLE STARTER (29T)	1		
16	23801-KSH-930	SPROCKET, DRIVE (15T)	1		
17	23811-KRF-S00	PLATE A2, FIXING	1		
18	90451-KRF-S00	WASHER, THRUST, 15MM	1		
19	90452-KRF-S00	WASHER, THRUST, 16.5MM	2		
20	90453-KRF-S00	WASHER A, THRUST, 20MM	1		
21	90454-KRF-S00	WASHER B, THRUST, 20MM	1		
22	90455-KRF-S00	WASHER A, SPLINE, 20MM	3		
23	90456-KRF-S00	WASHER, THRUST, 15MM	1		





Ref. No.	L.O.N. (Relative ref. Number)	Description	F.R.T.
+27		.INCLUDES: Engine removal and installation	

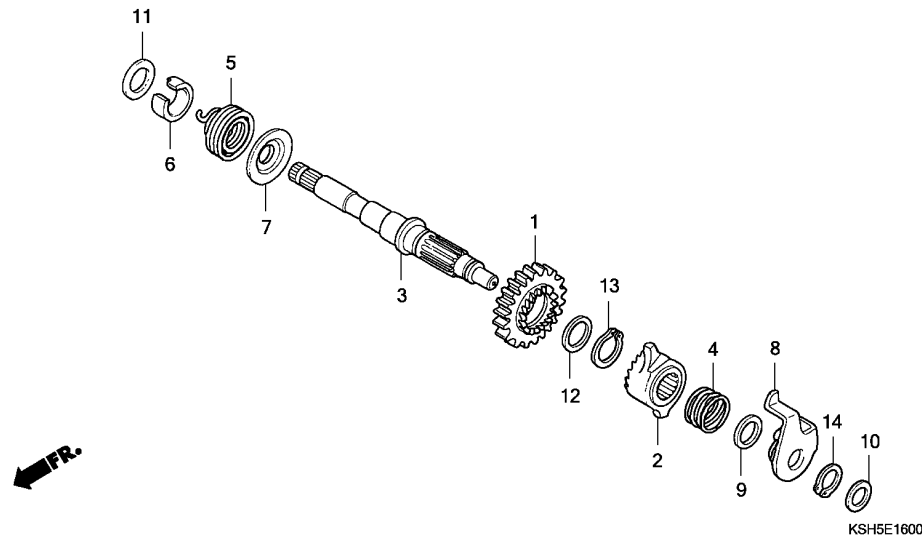
Ref. No.	Part No.	Description	Reqd. QTY	Serial No.	Parts catalogue code
			CCM125SH		
			9		
24	90605-KRF-S00	SET RING, 20MM	3		
25	91003-KRF-S00	BEARING, RADIAL BALL, 6006 ..	1		
26	91004-KRF-S00	BEARING, RADIAL BALL, 6202Z .	1		
27	91005-KRF-S00	BEARING, RADIAL BALL, 6204 ..	1		
28	92101-06010-0A	BOLT, HEX., 6X10	2		



Ref. No.	L.O.N.	(Relative ref. Number) Description	F.R.T.
1		(2,3,4)	
210112		FORK, GEARSHIFTINCLUDES: Engine removal and installation .NOTE: Same time for two units or more	3.8
5	2101A9	DRUM, GEARSHIFTINCLUDES: Engine removal and installation	3.8
6	2101B0	CAM, SHIFT DRUM (18)	1.1
7	210125	STOPPER OR SPRING, SHIFT DRUM (8)	1.1
9	210122	SPINDLE, GEARSHIFT (10,12)	1.1

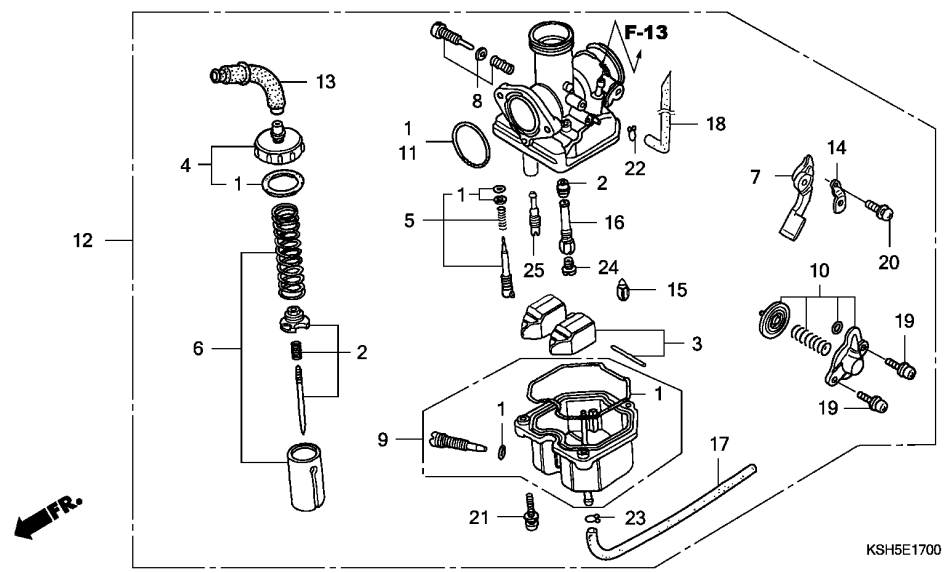
Ref. No.	Part No.	Description	Reqd. QTY	Serial No.	Parts catalogue code
			CCM125SH 9		
1	24211-KRF-S00	FORK, R. GEARSHIFT	1		
2	24221-KRF-S00	FORK, L. GEARSHIFT	1		
3	24231-KRF-S00	FORK, CENTER GEARSHIFT	1		
4	24241-KRF-S00	SHAFT, GEARSHIFT FORK GUIDE	1		
5	24301-KRF-S00	DRUM, GEARSHIFT	1		
6	24411-KRF-S00	CAM, GEARSHIFT	1		
7	24430-KRF-S00	STOPPER COMP., GEARSHIFT DRUM	1		
8	24435-KRF-S00	SPRING, SHIFT DRUM STOPPER	1		
9	24610-KRF-S00	SPINDLE COMP., GEARSHIFT	1		
10	24621-KRF-S00	PLATE, GEARSHIFT	1		
11	24631-KRF-S00	SPRING, GEARSHIFT PLATE	1		
12	24651-KRF-S00	SPRING, GEARSHIFT RETURN	1		
13	90022-KRF-S00	PIVOT, SHIFT DRUM STOPPER ARM	1		
14	90408-KRF-S00	WASHER, 6MM	1		
15	90457-KRF-S00	WASHER, THRUST, 14MM	2		
16	90611-KRF-S00	CIRCLIP, EXTERNAL, 12MM	1		
17	90612-KRF-S00	CIRCLIP, EXTERNAL, 14MM	1		
18	90704-KRF-S00	ROLLER, 4X10	1		
19	93101-06025-0A	BOLT, HEX., 6X25	1		





Ref. No.	L.O.N.	(Relative ref. Number) Description	F.R.T.
3		(1,2,4,8)	
1121A2		SPINDLE, KICK STARTERINCLUDES: Engine removal and installation	3.7
5	112103	SPRING, KICK STARTER RETURN .. .INCLUDES: Engine removal and installation	3.7

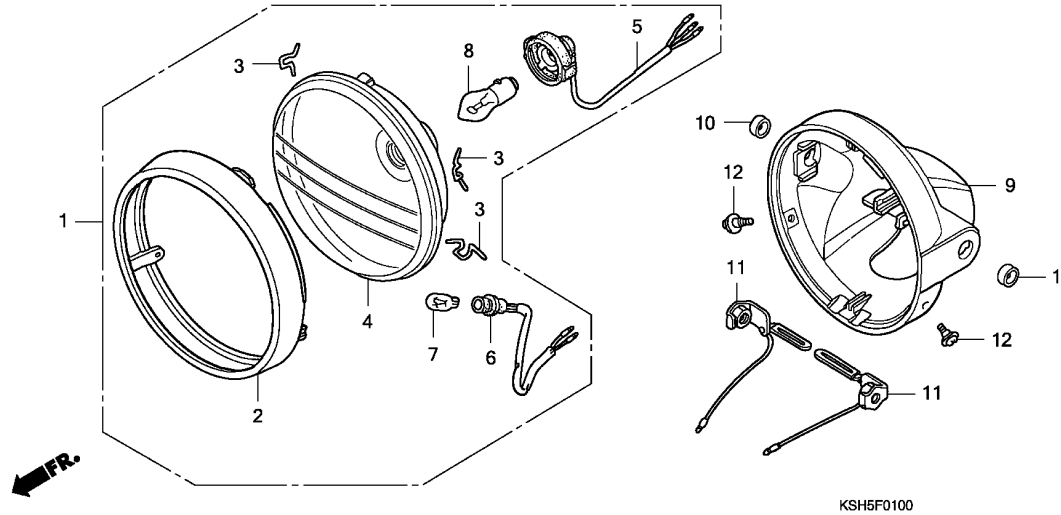
Ref. No.	Part No.	Description	Reqd. QTY	Serial No.	Parts catalogue code
			CCM125SH 9		
1	28211-KRF-S00	PINION, KICK STARTER (29T) ..	1		
2	28221-KRF-S00	RATCHET, KICK STARTER	1		
3	28251-KRF-S00	SPINDLE, KICK STARTER	1		
4	28253-KRF-S00	SPRING, KICK STARTER RATCHET	1		
5	28261-KRF-S00	SPRING, KICK STARTER	1		
6	28262-KRF-S00	COLLAR, KICK SPINDLE	1		
7	28263-KRF-S00	RETAINER, STARTER SPRING	1		
8	28270-KRF-S00	PLATE COMP., RATCHET GUIDE ..	1		
9	90458-KRF-S00	WASHER B, THRUST, 16MM	1		
10	90459-KRF-S00	WASHER, THRUST, 12MM	1		
11	90462-KRF-S00	WASHER A, THRUST, 16MM	1		
12	90463-KRF-S00	WASHER C, THRUST, 20MM	1		
13	90605-KRF-S00	SET RING, 20MM	1		
14	90613-KRF-S00	CIRCLIP, EXTERNAL, 16MM	1		



Ref. No.	L.O.N.	(Relative ref. Number) Description	F.R.T.
2	3111A3	NEEDLE, JET	0.6
3		(15)	
	311120	FLOAT OR FLOAT VALVE	0.5
4	3111A5	TOP SET, CARBURETOR	0.2
6	3111A8	VALVE, THROTTLE	0.3
7	3111F7	LEVER, CHOKE :CARBURETOR SIDE	0.1
9	3111A6	CHAMBER, FLOAT	0.4
10	3111B8	VALVE, AIR CUT	0.3
12	3111B5	CARBURETOR ASSEMBLY	0.5
24		(16,25)	
	3111D4	JET, MAIN	0.5

Ref. No.	Part No.	Description	Reqd. QTY	Serial No.	Parts catalogue code
			CCM125SH 9		
1	16010-KSH-890	GASKET SET	1		
2	16012-KSH-940	NEEDLE SET, JET	1		
3	16013-KSH-890	FLOAT SET	1		
4	16014-KSH-940	TOP SET	1		
5	16016-KRF-B50	SCREW SET A	1		
6	16022-KRF-B50	VALVE SET, THROTTLE	1		
7	16025-KRF-B50	LEVER SET, CHOKE	1		
8	16028-KSH-890	SCREW SET B	1		
9	16045-KSH-890	CHAMBER SET, FLOAT	1		
10	16048-KRF-B50	VALVE SET, AIR CUT	1		
11	16075-KEW-900	O-RING	1		
12	16100-KSH-940	CARBURETOR ASSY. (PDCBC A) ..	1		
13	16118-GBG-750	CAP, CABLE SEALING	1		
14	16119-KRF-B50	PLATE, SETTING	1		
15	16155-GCC-770	VALVE COMP., FLOAT	1		
16	16165-KRF-B50	HOLDER, NEEDLE JET	1		
17	16198-KSH-940	TUBE, OVERFLOW	1		
18	16199-KSH-940	TUBE, AIR VENT	1		
19	93892-04010-10	SCREW-WASHER, 4X10	2		
20	93892-04010-18	SCREW-WASHER, 4X10	1		
21	93892-04016-18	SCREW-WASHER, 4X16	3		
22	95002-02089	CLIP, TUBE (B8)	1		
23	95002-02659	CLIP, TUBE (B6.5)	1		
24	99102-KSH-0000	JET, MAIN, #90	1		
25	99103-KRF-0000	JET, SLOW, #38	1		



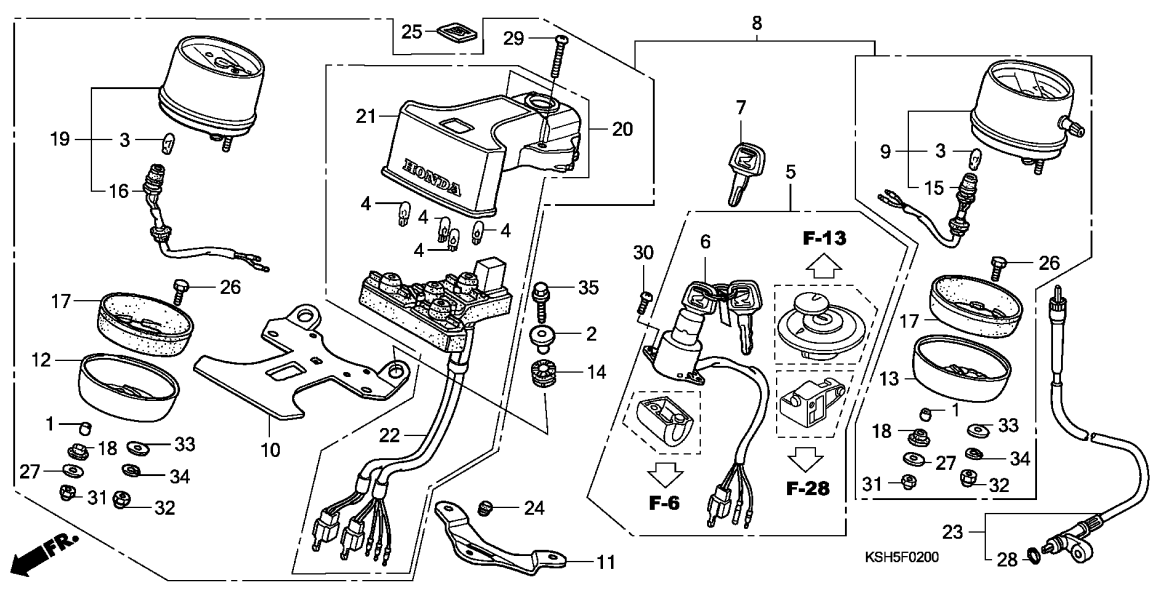


Ref. No.	L.O.N.	(Relative ref. Number) Description	F.R.T.
1	616115	HEADLIGHT ASSEMBLY	0.1
4		(2)	
	6161A7	HEADLIGHT UNIT	0.2
5	6161B1	SOCKET, HEADLIGHT	0.1
6	616180	SOCKET, POSITION LIGHT	0.1
7	616182	BULB, POSITION LIGHT	0.1
8	616118	BULB, HEADLIGHT	0.1
9	616103	CASE, HEADLIGHT	0.3

KSH5F0100

3

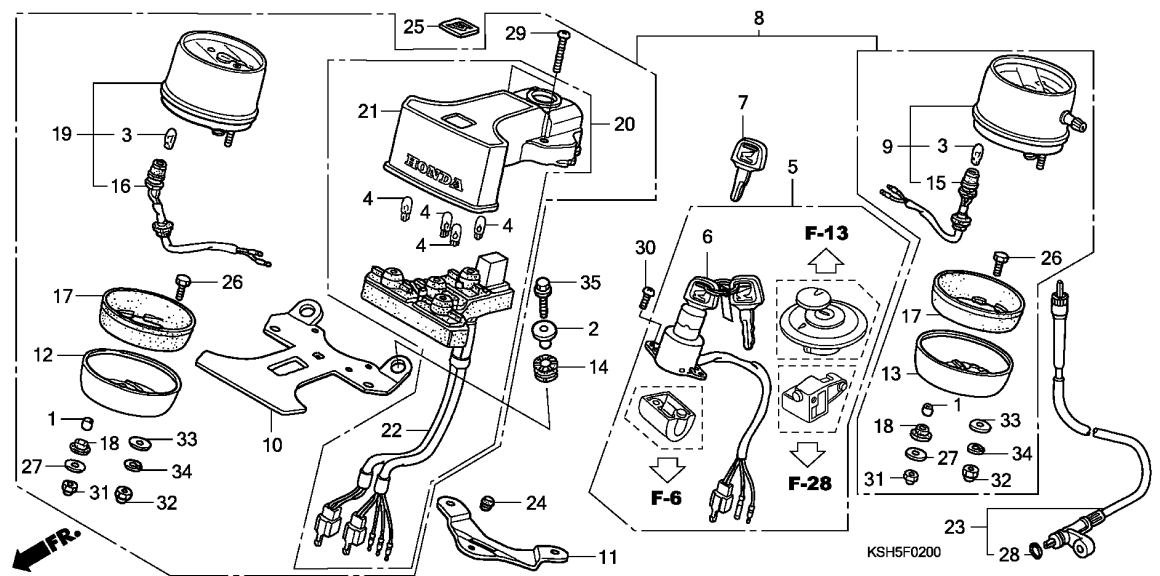
Ref. No.	Part No.	Description	Reqd. QTY CCM125SH 9	Serial No.	Parts catalogue code
1	33100-KSH-920	HEADLIGHT ASSY. (12V 35/35W)	1		
2	33101-KSH-890	RIM COMP., HEADLIGHT	1		
3	33108-KCJ-710	SPRING, UNIT HOLDER	3		
4	33120-KSH-920	HEADLIGHT UNIT	1		
5	33130-KSH-890	SOCKET ASSY., HEADLIGHT	1		
6	33150-KSH-890	SOCKET COMP., POSITION LIGHT	1		
7	33301-KPN-710	BULB (12V 5W)	1		
8	34901-KCS-920	BULB, HEADLIGHT (12V 35/35W)	1		
9	61301-KC2-960	CASE, HEADLIGHT	1		
10	61302-KC2-890	COLLAR, HEADLIGHT CASE	2		
11	61303-KB4-000	NUT, L. HEADLIGHT SETTING ...	2		
12	91508-KC2-960	SCREW, PAN, 5X10.5	2		



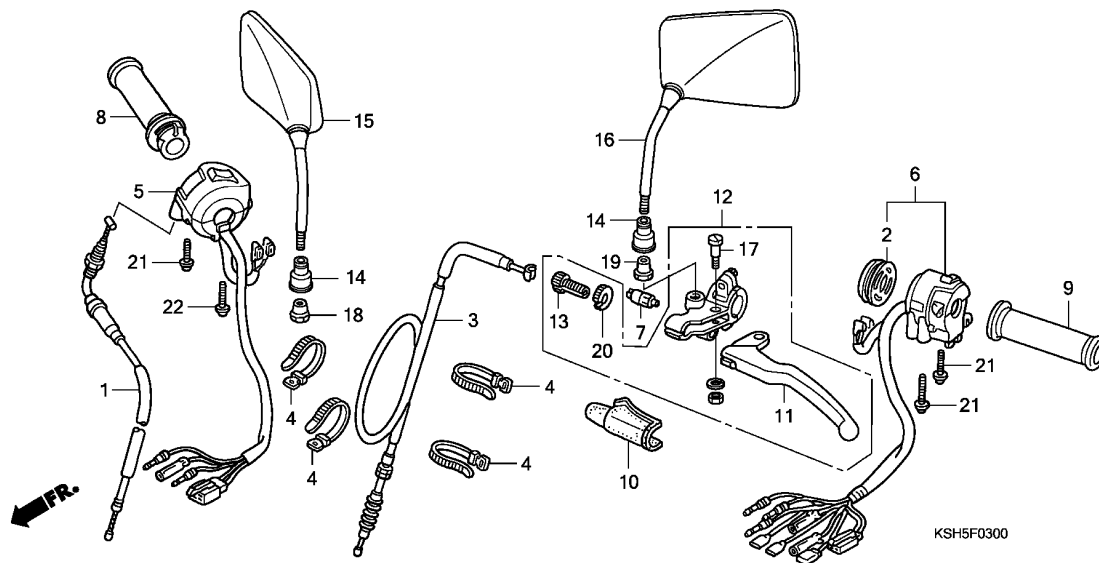
Ref. No.	L.O.N.	(Relative ref. Number) Description	F.R.T.
5	6151A1	KEY SET	0.5
6	615145	SWITCH, COMBINATION & LOCK ...	0.3
8	8121A1	METER ASSY., COMBINATION	0.4
9	8121A3	SPEEDOMETER ASSEMBLY	0.3
10	8121A4	BRACKET, METER	0.4
12		(17)	
	8121E7	COVER, TACHOMETER	0.2
13		(17)	
	8121E6	COVER, SPEEDOMETER	0.2
15		(16)	
	6161M1	SOCKET, METER BULB	0.3
	6161M1A	.Replace 1 meter bulb socket add	0.1
19	8121B1	TACHOMETER ASSEMBLY	0.3
20	8121D9	BOX ASSY., PILOT INDICATOR ...	0.4
21	8121E0	COVER, PILOT INDICATOR BOX ...	0.1
22	8121C4	SOCKET ASSY., INDICATOR	0.4
23	811160	CABLE, SPEEDOMETER	0.1

Ref. No.	Part No.	Description	Reqd. QTY CCM125SH 9	Serial No.	Parts catalogue code
1	17237-KC2-890	COLLAR A, AIR CLEANER	4		
2	17535-KSH-890	COLLAR, METER SETTING	2		
3	34908-GW3-780	BULB, WEDGE BASE (T10) (12V 3.4W)	2		
4	34908-KW6-840	BULB, WEDGE BASE (12V 3.4W) .	4		
5	35010-KSH-980	KEY SET	1		
6	35100-KSH-920	SWITCH ASSY., COMBINATION & LOCK	1		
7	35121-KSH-890	KEY, BLANK (TYPE 1) (KEY NO. AXX / BXX)	(1)		
	35122-KSH-890	KEY, BLANK (TYPE 2) (KEY NO. CXX / DXX)	(1)		
8	37100-KSH-921	METER ASSY., COMBINATION	1		
9	37200-KSH-890	SPEEDOMETER ASSY.	1		
10	37211-KC2-890	PLATE, METER SETTING	1		
11	37212-KB4-000	STAY, METER SETTING	1		
12	37212-KSH-900	RING, R. METER SETTING	1		
13	37213-447-000	RING, L. METER SETTING	1		
14	37214-KSH-890	RUBBER, METER MOUNTING	2		
15	37223-KC2-890	SOCKET COMP.	1		
16	37223-KSH-920	SOCKET COMP.	1		
17	37242-323-701	CUSHION, METER	2		
18	37244-307-670	RUBBER, METER SETTING	4		
19	37250-KSH-920	TACHOMETER ASSY.	1		
20	37600-KSH-920	BOX ASSY., PILOT	1		



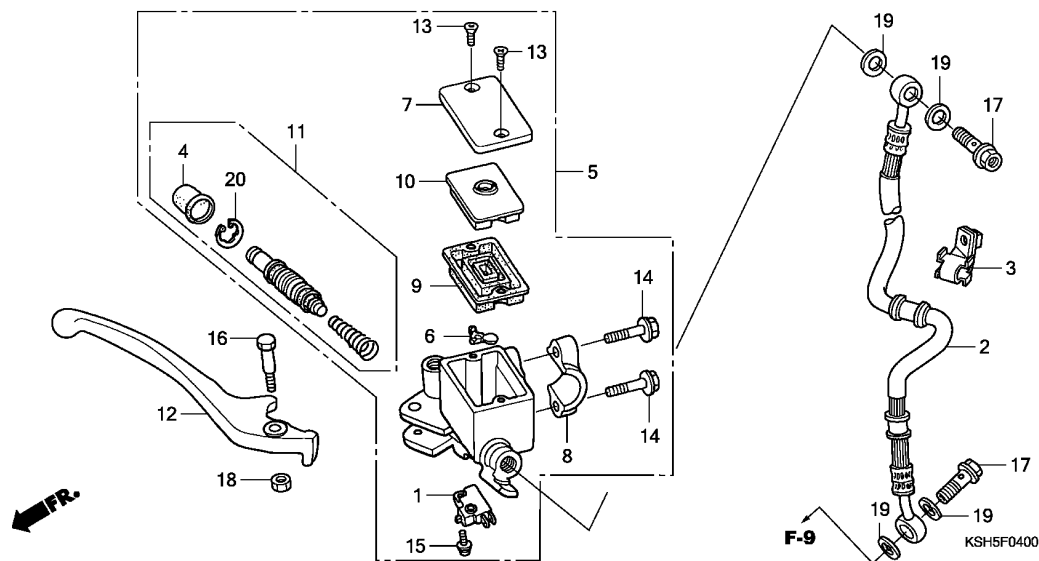


Ref. No.	Part No.	Description	Reqd. QTY	Serial No.	Parts catalogue code
			CCM125SH		
			9		
21	37610-KSH-890	COVER COMP.	1		
22	37619-KSH-890	CORD COMP., PILOT	1		
23	44830-KC2-890	CABLE COMP., SPEEDOMETER	1		
24	61110-388-000	PLUG, USELESS HOLE	1		
25	86150-KRF-890	EMBLEM, PRODUCT	1		
26	90159-356-000	BOLT, METER SETTING	2		
27	90545-323-700	WASHER, 6.5X18	4		
28	91301-027-000	O-RING, 6.8X1.9	1		
29	93500-04030-0G	SCREW, PAN, 4X30	2		
30	93500-06012-0G	SCREW, PAN, 6X12	2		
31	94021-06020-0S	NUT, CAP, 6MM	4		
32	94021-08020-0S	NUT, CAP, 8MM	2		
33	94101-08000	WASHER, PLAIN, 8MM	2		
34	94111-08000	WASHER, SPRING, 8MM	2		
35	96001-06025-00	BOLT, FLANGE, 6X25	2		



Ref. No.	L.O.N.	(Relative ref. Number) Description	F.R.T.
1	811100	CABLE, THROTTLE	0.4
3	811115	CABLE, CLUTCH	0.2
5	615120	SWITCH, STARTER KILL	0.4
6	615118	SWITCH, WINKER	0.4
7	6151A9	SWITCH, CLUTCH	0.2
8	810150	GRIP, THROTTLE	0.2
9	8101C0	GRIP, HANDLE :LEFT	0.1
11	8101C6	LEVER, HANDLE :LEFT	0.1
	8101F5	LEVER, HANDLE :BOTH	0.2
12	8101F6	LEVER ASSY., HANDLE :LEFT	0.2

Ref. No.	Part No.	Description	Reqd. QTY CCM125SH 9	Serial No.	Parts catalogue code
1	17910-KSH-930	CABLE COMP., THROTTLE	1		
2	17962-KFJ-910	COVER	1		
3	22870-KSH-900	CABLE COMP., CLUTCH	1		
4	32161-KEJ-900	BAND B1, WIRE	4		
5	35150-KSH-890	SWITCH ASSY., STARTER LIGHTING KILL	1		
6	35200-KSH-890	SWITCH ASSY., WINKER	1		
7	35330-KEJ-900	SWITCH COMP., FR. LEVER	1		
8	53140-KSH-900	PIPE COMP., THROTTLE GRIP ...	1		
9	53166-KSH-900	GRIP COMP., L. HANDLE	1		
10	53172-402-700	COVER, L. HANDLE LEVER	1		
11	53178-KSH-910	LEVER, L. STEERING HANDLE ...	1		
12	53180-KSH-910	LEVER ASSY., L. HANDLE	1		
13	53192-KRF-S00	BOLT, WIRE ADJUSTING	1		
14	88113-GN5-900	CAP, LOCK NUT	2		
15	88210-KSH-900	MIRROR COMP., R.	1		
16	88220-KSH-900	MIRROR COMP., L.	1		
17	90113-KRF-S00	BOLT, L. STEERING HANDLE LEVER PIVOT	1		
18	90314-KCS-W30	NUT, LOCK (LEFT HAND THREAD)	1		
19	90314-323-000	NUT, LOCK	1		
20	90321-KRF-S00	NUT, FIXING	1		
21	93500-05025-0A	SCREW, PAN, 5X25	3		
22	93500-05035-0A	SCREW, PAN, 5X35	1		



Ref. No.	L.O.N.	(Relative ref. Number) Description	F.R.T.
1	6151B2	SWITCH, FRONT STOP	0.1
2	7121A0	HOSE, FRONT BRAKE	0.4
		.INCLUDES: Bleed brakes	
5	712105	CYLINDER, FRONT BRAKE MASTER	0.4
		.INCLUDES: Bleed brakes	
9	7121G6	DIAPHRAGM, FRONT BRAKE MASTER CYLINDER	0.1
11	7121G9	PISTON SET, FRONT BRAKE MASTER	0.4
		.INCLUDES: Bleed brakes	
12	8101C7	LEVER, HANDLE :RIGHT	0.1
	8101F5	LEVER, HANDLE :BOTH	0.2

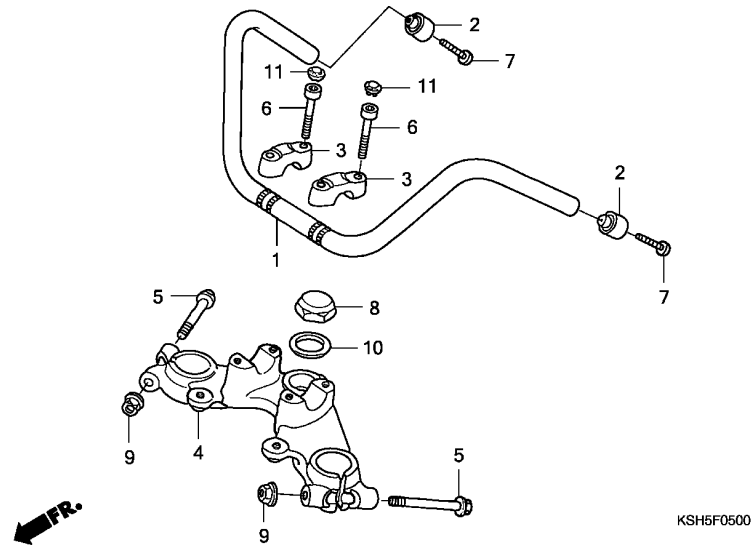
3

Ref. No.	Part No.	Description	Reqd. QTY	Serial No.	Parts catalogue code
			CCM125SH 9		
1	35340-KRF-C90	SWITCH ASSY., FR. STOP	1		
2	45125-KSH-943	HOSE COMP., FR. BRAKE	1		
3	45157-KC2-890	CLAMPER COMP., BRAKE HOSE ...	1		
4	45504-KSY-901	BOOT COMP.	1		
5	45510-KSH-931	CYLINDER SUB ASSY., FR. BRAKE MASTER	1		
6	45512-KSY-901	PROTECTOR	1		
7	45513-KSY-901	CAP, MASTER CYLINDER	1		
8	45517-KSH-931	HOLDER, MASTER CYLINDER	1		
9	45520-KSY-901	DIAPHRAGM	1		
10	45521-KSY-901	PLATE, DIAPHRAGM	1		
11	45530-KRF-C91	CYLINDER SET, MASTER	1		
12	53175-KSH-931	LEVER, R. STEERING HANDLE ...	1		
13	90101-KSY-901	SCREW, FLAT, 4X12	2		
14	90102-KSY-901	BOLT, FLANGE, 6X22	2		
15	90103-KSY-901	SCREW-WASHER, 4X12	1		
16	90114-KSH-931	BOLT, HANDLE LEVER	1		
17	90145-KEH-901	BOLT, OIL, 10X22	2		
18	90301-KSH-931	NUT, HEX., 6MM	1		
19	90545-300-000	WASHER, OIL BOLT	4		
20	90651-KSY-901	CIRCLIP	1		

F-5

HANDLE PIPE/TOP BRIDGE

F 6



Ref. No.	L.O.N.	(Relative ref. Number) Description	F.R.T.
1	810100	PIPE, STEERING HANDLE	0.5
4	510110	BRIDGE, FORK TOP	0.5

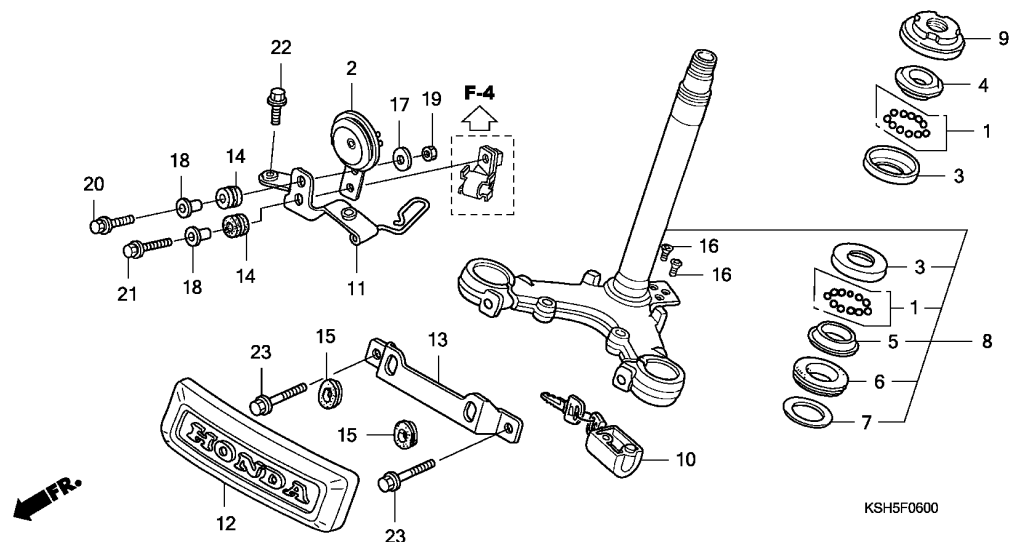
Ref. No.	Part No.	Description	Reqd. QTY CCM125SH 9	Serial No.	Parts catalogue code
1	53100-KSH-900	PIPE, STEERING HANDLE	1		
2	53105-KSH-900	WEIGHT, STEERING HANDLE	2		
3	53131-KR8-000	HOLDER, HANDLE PIPE UPPER ...	2		
4	53231-402-000	BRIDGE, FORK TOP	1		
5	90155-369-000	BOLT, FLANGE, 7X54	2		
6	90185-KC2-890	BOLT, HEX. SOCKET, 8X32	4		
7	90191-KR3-880	SCREW, OVAL, 6X45	2		
8	90304-159-000	NUT, STEERING STEM	1		
9	90355-369-000	NUT, FLANGE, 7MM	2		
10	90503-051-870	WASHER, STEERING STEM	1		
11	91455-KL8-710	CAP, SOCKET BOLT, 8MM	4		

3

F-6

STEERING STEM

F 7



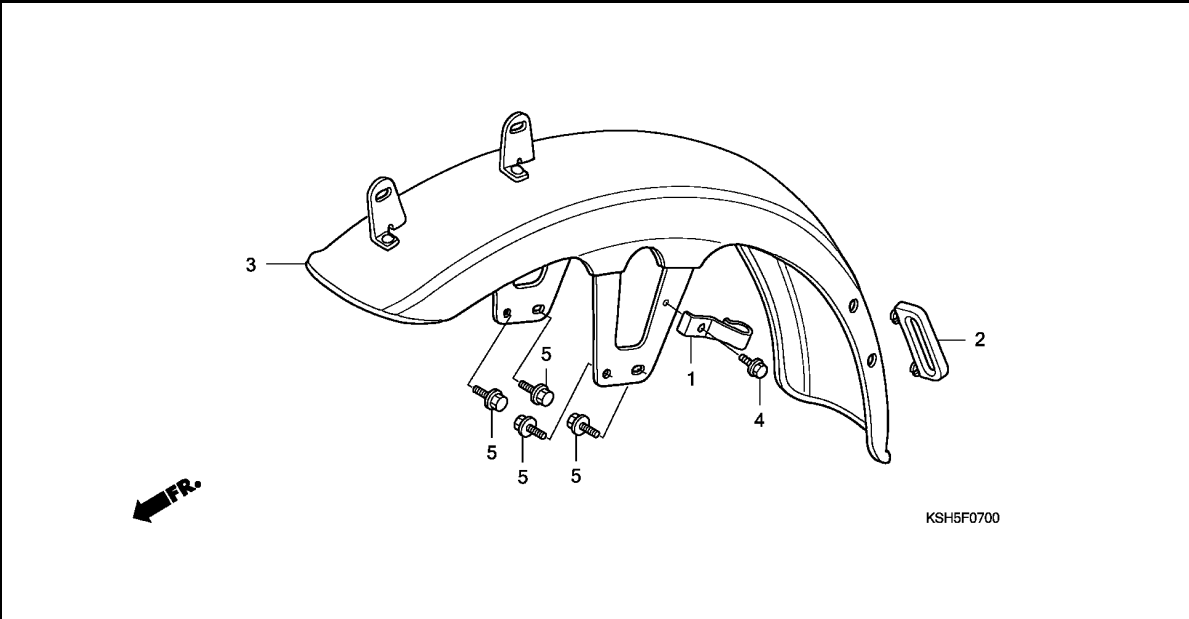
Ref. No.	L.O.N.	(Relative ref. Number) Description	F.R.T.
2	616169	HORN(S)	0.1
3	5101A0	RACE, STEERING BALL :UPPER ...	0.8
	5101A1	RACE, STEERING BALL :LOWER ...	0.8
	5101C9	RACE, STEERING BALL :BOTH	0.8
4	5101A9	RACE, STEERING TOP CONE	0.5
5	5101B0	RACE, STEERING BOTTOM CONE ...	1.0
8	510100	STEM OR SHAFT ASSY., STEERING	0.8
9	5101B2	THREAD, STEERING HEAD TOP	0.5
10	615147	LOCK, STEERING	0.1
13	411105	STAY, FRONT COVER	0.1

Ref. No.	Part No.	Description	Reqd. QTY CCM125SH 9	Serial No.	Parts catalogue code
1	06530-KRF-H70	BALL ASSY., STEEL, #6X21	2		
2	38100-KSH-910	HORN ASSY.	1		
3	50301-KEJ-900	RACE, STEERING BALL	2		
4	53211-KEJ-900	RACE, STEERING TOP CONE	1		
5	53212-KEJ-900	RACE, STEERING BOTTOM CONE ..	1		
6	53214-001-010	DUST SEAL, STEERING HEAD	1		
7	53215-001-000	WASHER, STEERING HEAD DUST SEAL	1		
8	53219-KC2-890ZA	STEM SUB ASSY., STEERING *NH1*.....BLACK	1		
9	53220-074-000	THREAD COMP., STEERING HEAD TOP	1		
10	53600-KFJ-911	LOCK, STEERING HANDLE	1		
11	61312-KC2-890	STAY, HORN	1		
12	61401-KRV-920	COVER, FR.	1		
13	61405-KSH-900	STAY, FR. COVER	1		
14	80101-310-000	RUBBER, RR. FENDER CUSHION ..	2		
15	83542-KPN-900	GROMMET, SIDE COVER	2		
16	90164-KEJ-900	SCREW, U-LOCK FLAT, 6X12	2		
17	90538-KSH-900	WASHER, SPECIAL, 6MM	1		
18	90539-KSH-900	COLLAR, SPECIAL	2		
19	94002-06000-OS	NUT, HEX., 6MM	1		
20	95701-06020-00	BOLT, FLANGE, 6X20	1		
21	95701-06025-00	BOLT, FLANGE, 6X25	1		
22	95701-08028-00	BOLT, FLANGE, 8X28	2		
23	95701-08040-00	BOLT, FLANGE, 8X40	2		

F-7

FRONT FENDER

F 8



Ref. No.	L.O.N.	(Relative ref. Number) Description	F.R.T.
----------	--------	------------------------------------	--------

3	4131B7	FENDER, FRONT	0.2
---	--------	---------------------	-----

Ref. No.	Part No.	Description	Reqd. QTY	Serial No.	Parts catalogue code
----------	----------	-------------	-----------	------------	----------------------

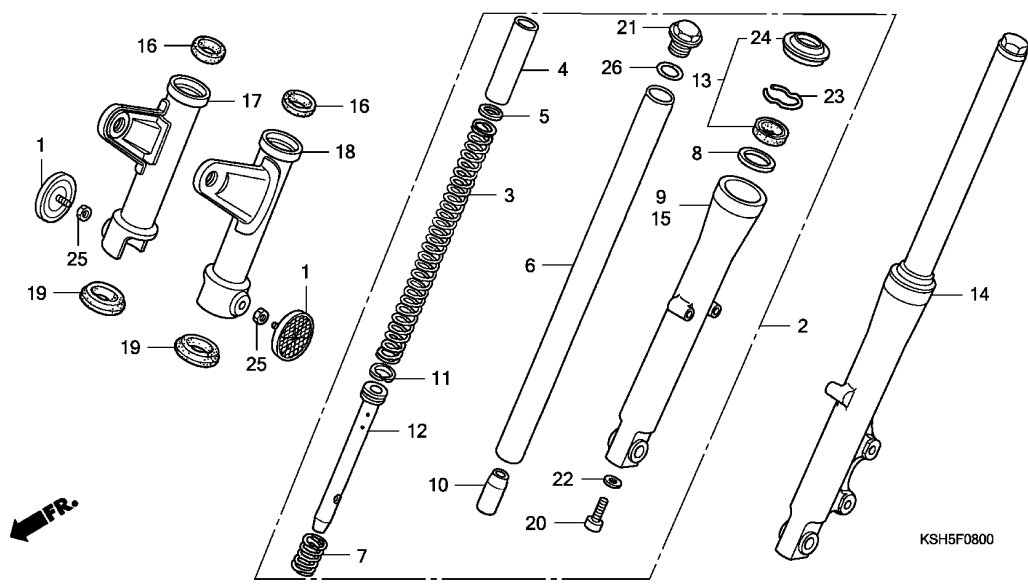
1	45417-KC2-890	CLAMP A, BRAKE HOSE	1		
2	45451-KB4-000	GROMMET, WIRE	1		
3	61100-KSH-970	FENDER COMP., FR.	1		
4	95701-06010-00	BOLT, FLANGE, 6X10	1		
5	95701-06012-00	BOLT, FLANGE, 6X12	4		

3

F-8

FRONT FORK

F 9



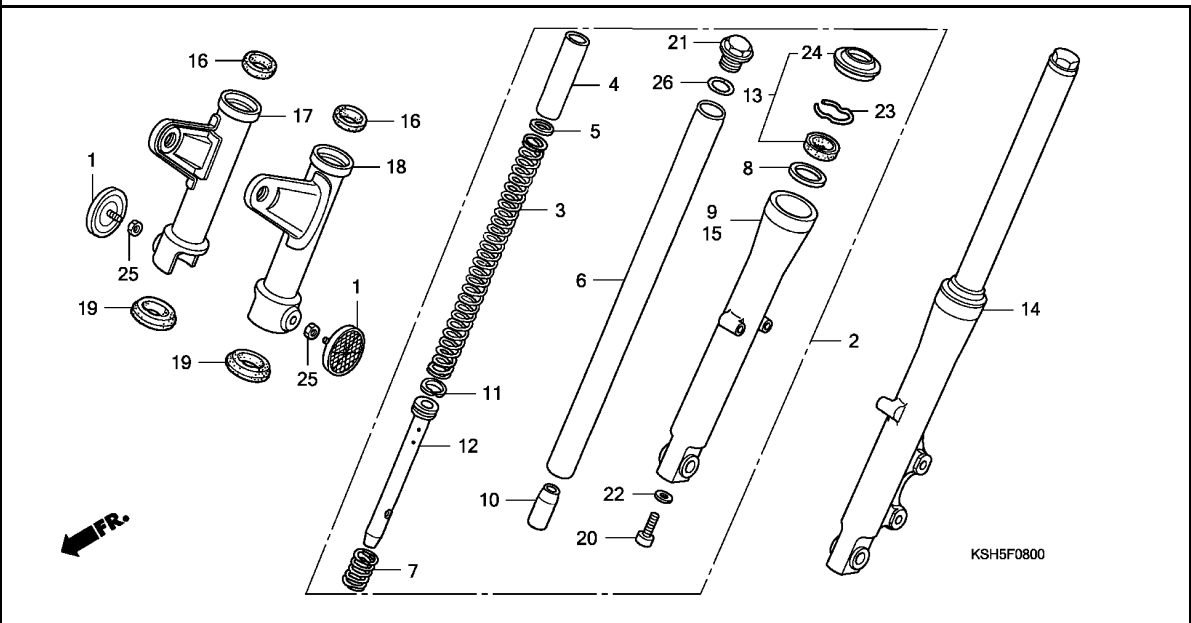
Ref. No.	L.O.N.	(Relative ref. Number) Description	F.R.T.
2	5111C3	FORK ASSY., FRONT :RIGHT	0.4
	5111C4	FORK ASSY., FRONT :BOTH	0.6
3	5111C5	SPRING, FRONT FORK :LEFT	0.2
	5111C6	SPRING, FRONT FORK :RIGHT	0.2
	5111C7	SPRING, FRONT FORK :BOTH	0.4
6		(7,10,11,12)	
	5111G2	PIPE, FRONT FORK :LEFT	0.7
	5111G3	PIPE, FRONT FORK :RIGHT	0.7
	5111G4	PIPE, FRONT FORK :BOTH	1.2
9	5111D2	CASE, BOTTOM :RIGHT	0.7
	5111D3	CASE, BOTTOM :BOTH	1.2
13	5111E7	SEAL SET, FRONT FORK :LEFT	0.7
	5111E8	SEAL SET, FRONT FORK :RIGHT	0.7
	5111E9	SEAL SET, FRONT FORK :BOTH	1.2
14	5111C2	FORK ASSY., FRONT :LEFT	0.4
	5111C4	FORK ASSY., FRONT :BOTH	0.6
15	5111D1	CASE, BOTTOM :LEFT	0.7
	5111D3	CASE, BOTTOM :BOTH	1.2
17	5111J0	COVER, FRONT FORK UPPER :RIGHT	0.6
	5111J1	COVER, FRONT FORK UPPER :BOTH	0.7
18	5111H9	COVER, FRONT FORK UPPER :LEFT	0.6
	5111J1	COVER, FRONT FORK UPPER :BOTH	0.7

Ref. No.	Part No.	Description	Reqd. QTY CCM125SH 9	Serial No.	Parts catalogue code
1	33741-KSH-900	REFLECTOR, RR. REFLEX (FR.)	2		
2	51400-KSH-890	FORK ASSY., R. FR.	1		
3	51401-KSH-890	SPRING, FR. FORK	2		
4	51402-KSH-890	COLLAR, SPRING	2		
5	51403-KSH-890	PLATE, SPRING JOINT	2		
6	51410-KSH-890	PIPE COMP., FR. FORK	2		
7	51412-KSH-890	SPRING, REBOUND	2		
8	51413-KSH-890	RING, BACK UP	2		
9	51420-KSH-890	CASE COMP., R. BOTTOM	1		
10	51432-KSH-890	PIECE, OIL LOCK	2		
11	51437-KSH-890	RING, PISTON	2		
12	51470-KSH-890	PIPE, SEAT	2		
13	51490-KSH-890	SEAL SET, FR. FORK	2		
14	51500-KSH-890	FORK ASSY., L. FR.	1		
15	51520-KSH-890	CASE COMP., L. BOTTOM	1		
16	51601-KB4-000	CUSHION, FR. FORK COVER UPPER	2		
17	51602-KSH-900	COVER, R. FR. FORK	1		
18	51606-KSH-900	COVER, L. FR. FORK	1		
19	51622-KB4-000	CUSHION, FR. FORK COVER LOWER	2		
20	90116-KSH-890	BOLT, SOCKET	2		
21	90124-KSH-890	BOLT, FR. FORK	2		
22	90544-KSH-890	WASHER, SPECIAL	2		
23	90601-KSH-890	RING, OIL SEAL STOP	2		
24	91254-KSH-890	DUST SEAL	2		

F-8

FRONT FORK

F10



Ref. No.	Part No.	Description	Reqd. QTY CCM125SH 9	Serial No.	Parts catalogue code
----------	----------	-------------	----------------------------	------------	----------------------

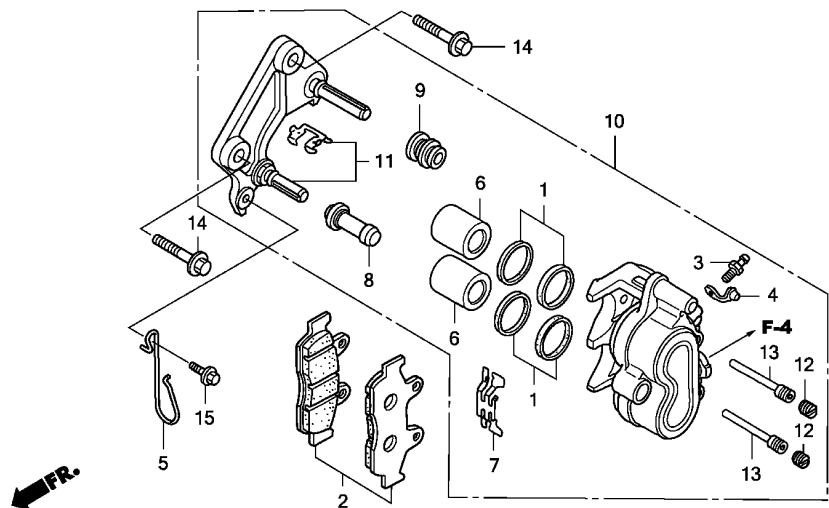
25	94001-06000-0S	NUT, HEX., 6MM	2		
26	94608-50000	O-RING, 23X2.8	2		

3

F-9

FRONT BRAKE CALIPER

F11



KSH5F0900

Ref. No.	L.O.N.	(Relative ref. Number) Description	F.R.T.
2	711115	SHOE(PAD) SET, BRAKE :FRONT .. (1)	0.1
6	7111D1	PISTON, FRONT BRAKE CALIPER .. .INCLUDES: Bleed brakes .NOTE: Same time for two units	0.5
10	711130	CALIPER, FRONT BRAKE	0.4
11	7111G0	BRACKET, FRONT CALIPER	0.2

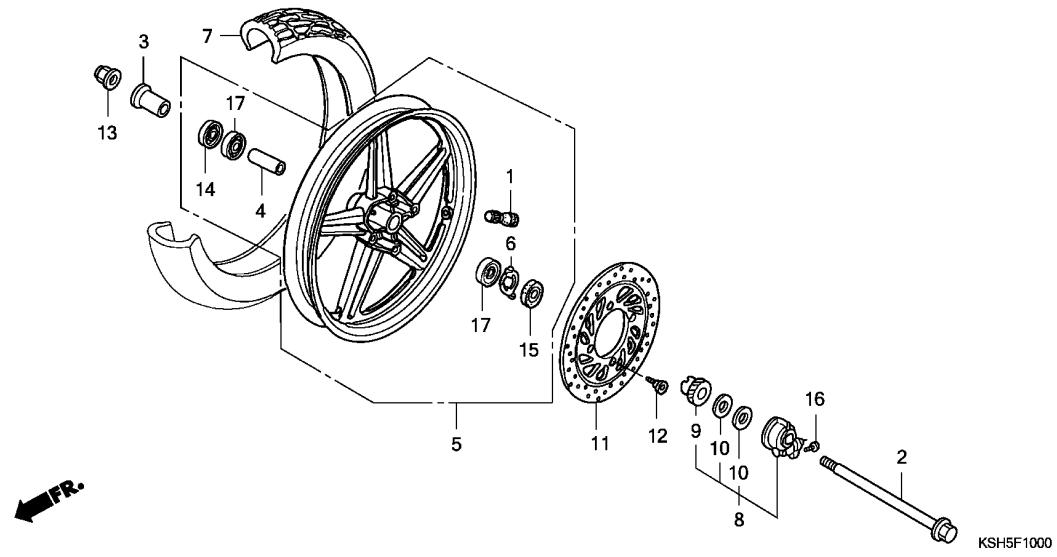
3

Ref. No.	Part No.	Description	Reqd. QTY CCM125SH 9	Serial No.	Parts catalogue code
1	06451-KSY-880	SEAL SET, PISTON	2		
2	06455-KSY-881	PAD SET, FR.	1		
3	43352-KSY-880	SCREW, BLEEDER	1		
4	43353-KSY-880	CAP, BLEEDER	1		
5	44832-KSH-930	GUIDE, SPEEDOMETER CABLE	1		
6	45107-KSY-880	PISTON	2		
7	45108-KSY-880	SPRING, PAD	1		
8	45132-KSY-880	BUSH B	1		
9	45133-KSY-880	BOOT B, BUSH	1		
10	45150-KSH-941	CALIPER SUB ASSY., L. FR. ...	1		
11	45190-KSH-941	BRACKET SUB ASSY., L. FR. CALIPER	1		
12	45203-KRF-H60	PLUG, PIN	2		
13	45215-KRF-H60	PIN, HANGER	2		
14	90101-KEJ-900	BOLT, FLANGE, 10X32	2		
15	95701-06012-00	BOLT, FLANGE, 6X12	1		

F-10

FRONT WHEEL

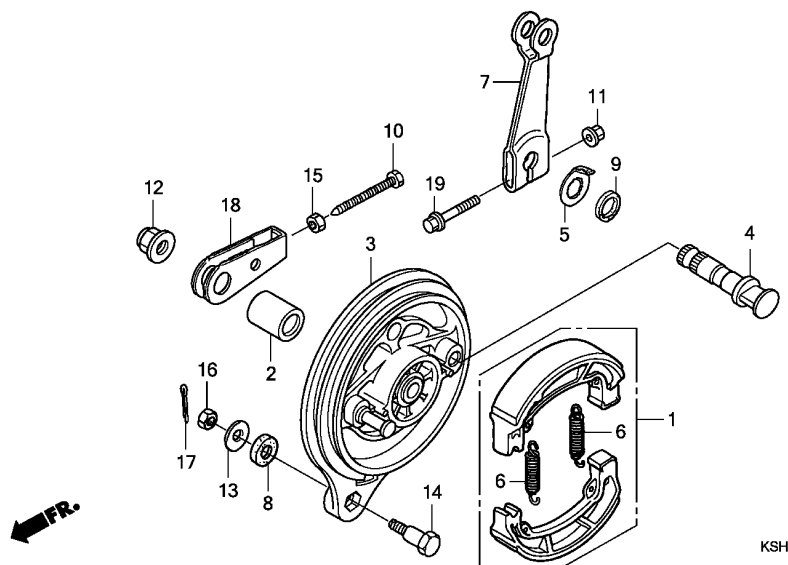
F12



Ref. No.	L.O.N.	(Relative ref. Number) Description	F.R.T.
2	710151	AXLE, FRONT WHEEL	0.2
5	7101D4	FRONT WHEEL	0.7
7	710139	FRONT TIRE(ONE)	0.6
8	710145	GEARBOX ASSY., SPEEDOMETER ...	0.2
11	711120	DISC, FRONT BRAKE	0.3
17	710115	BEARING, FRONT WHEEL(ONE)	0.4
	710115G	.ReplacE 1 bearing add	0.1

Ref. No.	Part No.	Description	Reqd. QTY	Serial No.	Parts catalogue code
			CCM125SH 9		
1	42753-GFC-880	VALVE, RIM	1		
	42753-KRV-910	VALVE, RIM (CHENG SHIN)	1		
2	44301-KSH-970	AXLE, FR. WHEEL	1		
3	44312-KEJ-900	COLLAR, FR. WHEEL SIDE	1		
4	44620-KBG-700	COLLAR, FR. AXLE DISTANCE ...	1		
5	44650-KSH-890ZA	WHEEL SUB ASSY., FR. *NH168M*VERNIER GRAY METALLIC	1		
6	44680-410-000	RETAINER, GEAR BOX	1		
7	44711-KRV-910	TIRE, FR. (3.25-18 52S)	1		
	44711-KSH-890	1		
8	44800-KC2-890	BOX ASSY., SPEEDOMETER GEAR -	1		
9	44806-KC2-890	GEAR, SPEEDOMETER	1		
10	44809-402-000	WASHER, SPEEDOMETER GEAR	2		
11	45351-KRV-900	DISK, FR. BRAKE	1		
12	90105-MBB-000	BOLT, BRAKE DISK, 8X24	4		
	90106-KEZ-900	BOLT, FR. DISK, 8X24	4		
13	90305-KCS-920	NUT, SPECIAL, 14MM	1		
14	91252-KEJ-900	DUST SEAL, 22X42X7	1		
15	91258-KEJ-900	DUST SEAL, 40X50X5	1		
16	93700-05016-0A	SCREW, OVAL, 5X16	1		
17	96140-63020-10	BEARING, RADIAL BALL, 6302U -	2		

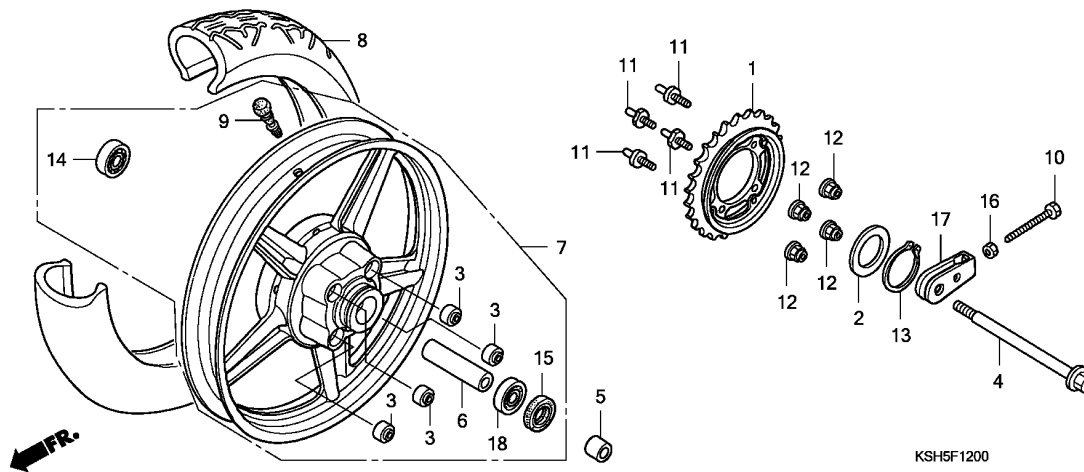




Ref. No.	L.O.N.	(Relative ref. Number) Description	F.R.T.
1	711140	SHOE(PAD) SET, BRAKE :REAR ... (4)	0.4
3	7111A9	PANEL, REAR BRAKE	0.5
7	7111C4	ARM, BRAKE :REAR	0.1

3

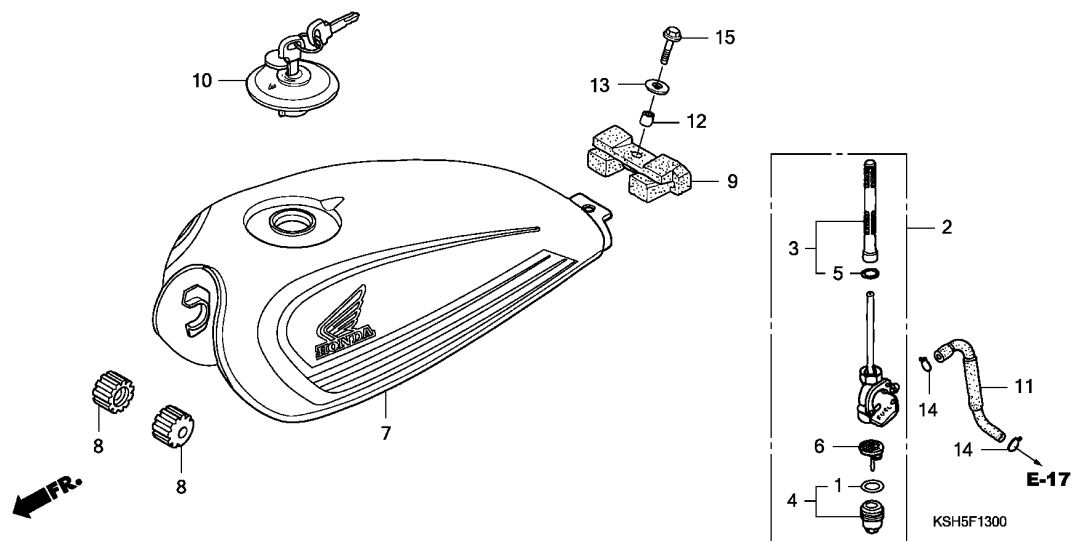
Ref. No.	Part No.	Description	Reqd. QTY	Serial No.	Parts catalogue code
			CCM125SH 9		
1	06430-KRF-B70	SHOE SET, BRAKE (ASK)	1		
	06430-KRF-B90	SHOE SET, BRAKE (JB)	1		
2	42313-KC2-880	COLLAR, RR. BRAKE PANEL SIDE	1		
3	43100-KRF-B40ZD	PANEL COMP., RR. BRAKE	1		
		*NH168M*VERNIER GRAY METALLIC	1		
4	43141-KRV-900	CAM, RR. BRAKE	1		
5	43145-KC2-890	INDICATOR, RR. BRAKE	1		
6	43151-KCW-870	SPRING, BRAKE SHOE	2		
7	43410-KC2-890	ARM, RR. BRAKE	1		
8	43434-ME1-670	RUBBER, STOPPER ARM	1		
9	45134-250-000	DUST SEAL, BRAKE CAM	1		
10	90119-258-000	BOLT, CHAIN ADJUSTING	1		
11	90301-KEJ-900	NUT, SPECIAL, 6MM	1		
12	90305-KCS-920	NUT, SPECIAL, 14MM	1		
13	90505-KEJ-900	WASHER, 8MM	1		
14	92811-10000	BOLT A, BRAKE STOPPER	1		
15	94001-06000-0S	NUT, HEX., 6MM	1		
16	94001-08000-0S	NUT, HEX., 8MM	1		
17	94201-20150	PIN, SPLIT, 2.0X15	1		
18	95014-16000	ADJUSTER G, CHAIN	1		
19	95701-06035-00	BOLT, FLANGE, 6X35	1		



Ref. No.	L.O.N.	(Relative ref. Number) Description	F.R.T.
1	7101A0	SPROCKET, FINAL DRIVEN	0.4
4	710160	AXLE, REAR WHEEL	0.3
7	710118	REAR WHEEL	0.8
8	710142	REAR TIRE(ONE)	0.7
14		(18)	
	710133	BEARING, REAR WHEEL(ONE)	0.5
	710133G	.ReplacE 1 bearing add	0.1

Ref. No.	Part No.	Description	Reqd. QTY	Serial No.	Parts catalogue code
			CCM125SH 9		
1	41200-KSH-930	SPROCKET COMP., FINAL DRIVEN (39T)	1		
2	41202-KEJ-900	WASHER, 53MM	1		
3	41241-KEJ-900	BUSH, RR. WHEEL DAMPER	4		
4	42301-KC2-890	AXLE, RR. WHEEL	1		
5	42312-KK4-000	COLLAR, RR. WHEEL SIDE	1		
6	42620-KEJ-D10	COLLAR, RR. AXLE DISTANCE ...	1		
7	42650-KSH-940ZA	WHEEL SUB ASSY., RR. *NH168M*VERNIER GRAY METALLIC	1		
8	42711-KRV-910	TIRE, RR. (110/90-16 M/C 59S)	1		
	42711-KSH-890	1		
9	42753-GFC-880	VALVE, RIM	1		
	42753-KRV-910	VALVE, RIM (CHENG SHIN)	1		
10	90119-258-000	BOLT, CHAIN ADJUSTING	1		
11	90128-KC2-890	BOLT, DRIVEN SPROCKET FIXING	4		
12	90303-KEJ-900	NUT, SPECIAL, 10MM	4		
13	90664-KEJ-900	CIRCLIP, EXTERNAL, 53MM	1		
14	91051-KC2-890	BEARING, RADIAL BALL, 6302U	1		
15	91257-KEJ-900	DUST SEAL, 28X42X7	1		
16	94001-06000-0S	NUT, HEX., 6MM	1		
17	95014-16000	ADJUSTER G, CHAIN	1		
18	96140-63020-10	BEARING, RADIAL BALL, 6302U	1		

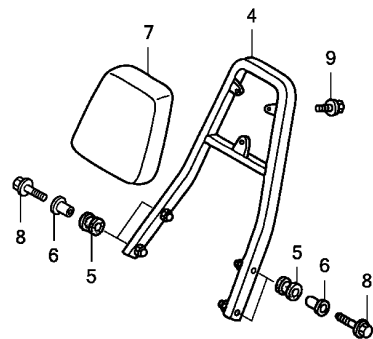
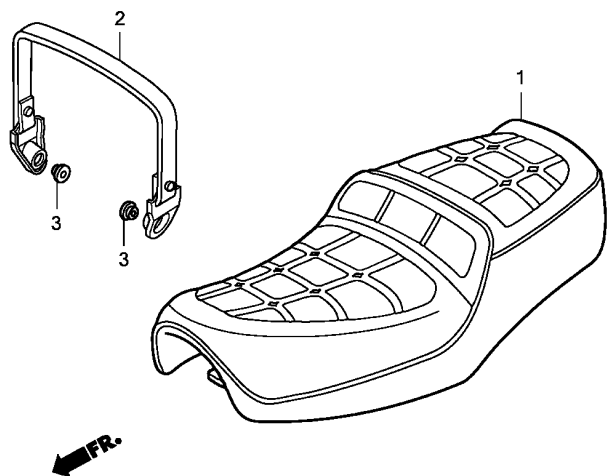




Ref. No.	L.O.N.	(Relative ref. Number) Description	F.R.T.
2	310110	COCK ASSY., FUEL	0.2
3	310115	SCREEN, FUEL STRAINER	0.2
4		(6)	
	3101A6	CUP, FUEL STRAINER	0.1
7	310100	TANK, FUEL	0.3

3

Ref. No.	Part No.	Description	Reqd. QTY	Serial No.	Parts catalogue code
			CCM125SH 9		
1	16173-001-004	PACKING, FUEL STRAINER CUP ..	1		
2	16950-KC2-891	COCK ASSY., FUEL	1		
3	16952-KC2-961	SCREEN SET, FUEL STRAINER ...	1		
4	16953-KR3-981	CUP SET, FUEL STRAINER	1		
5	16958-MA1-731	O-RING	1		
6	16959-HB3-005	FILTER, CUP	1		
7	17520-KSH-930ZA	TANK SET, FUEL *TYPE1*(WL) ..	1		
	17520-KSH-930ZB	TANK SET, FUEL *TYPE2*(WL) ..	1		
	17520-KSH-930ZC	TANK SET, FUEL *TYPE3*(WL) ..	1		
	17520-KSH-930ZD	TANK SET, FUEL *TYPE4*(WL) ..	1		
	17520-KSH-930ZE	TANK SET, FUEL *TYPE5*(WL) ..	1		
8	17611-286-000	CUSHION, FUEL TANK FR.	2		
9	17613-413-000	CUSHION, FUEL TANK RR.	1		
10	17620-KSH-980	CAP COMP., FUEL FILLER	1		
11	17681-KSH-900	TUBE, FUEL	1		
12	90324-300-000	COLLAR, 8MM	1		
13	90534-011-000	WASHER, 8.3MM	1		
14	95002-02080	CLIP, TUBE (B8)	2		
15	95701-08025-00	BOLT, FLANGE, 8X25	1		



KSH5F1400

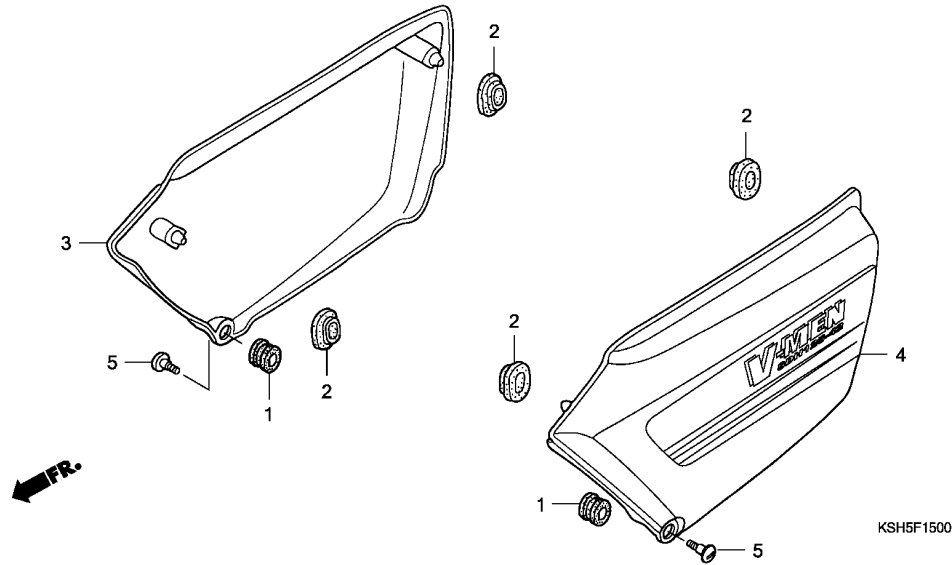
Ref. No.	L.O.N.	(Relative ref. Number) Description	F.R.T.
1		(2)	
4131E4		SEAT :DOUBLE	0.1
4		(7)	
4121A0		BACKREST	0.1

Ref. No.	Part No.	Description	Reqd. QTY CCM125SH 9	Serial No.	Parts catalogue code
1	77200-KSH-910	SEAT COMP., DOUBLE	1		
2	77210-KC2-890	BELT COMP., SEAT	1		
3	77212-KSH-900	COLLAR, SEAT BELT SETTING ...	2		
4	77320-KSH-900	BRACKET, BACK REST	1		
5	77321-KC2-890	RUBBER, BACK REST BRACKET ...	4		
6	77322-KC2-890	COLLAR, BACK REST BRACKET ...	4		
7	77400-KSH-900	PAD COMP., BACKREST	1		
8	91001-KSH-910	BOLT, FLANGE, 6X38	4		
9	96001-06012-02	BOLT, FLANGE, 6X12	3		

F-15

SIDE COVER

G 1



Ref. No.	L.O.N.	(Relative ref. Number) Description	F.R.T.
3	4111H9	COVER, SIDE :RIGHT	0.1
	4111J0	COVER, SIDE :BOTH	0.1
4	4111H8	COVER, SIDE :LEFT	0.1
	4111J0	COVER, SIDE :BOTH	0.1

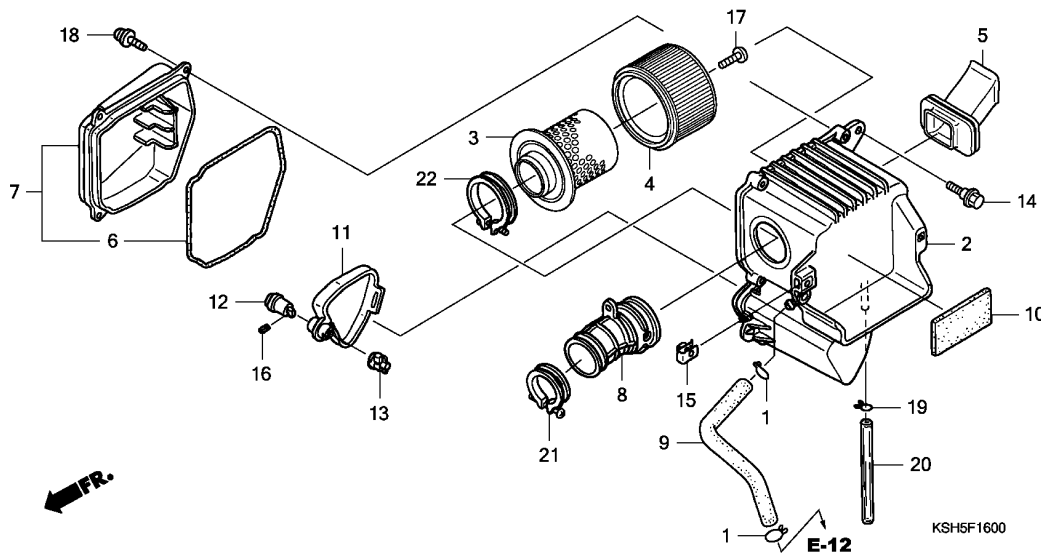
3

Ref. No.	Part No.	Description	Reqd. QTY	Serial No.	Parts catalogue code
			CCM125SH		
			9		
1	64310-124-000	RUBBER, FR. COVER MOUNTING ..	2		
2	83551-300-000	GROMMET, AIR CLEANER CASE ...	4		
3	83650-KSH-930ZA	COVER SET, R. SIDE *TYPE1*(WL)	1		
	83650-KSH-930ZB	COVER SET, R. SIDE *TYPE2*(WL)	1		
	83650-KSH-930ZC	COVER SET, R. SIDE *TYPE3*(WL)	1		
	83650-KSH-930ZD	COVER SET, R. SIDE *TYPE4*(WL)	1		
	83650-KSH-930ZE	COVER SET, R. SIDE *TYPE5*(WL)	1		
4	83750-KSH-930ZA	COVER SET, L. SIDE *TYPE1*(WL)	1		
	83750-KSH-930ZB	COVER SET, L. SIDE *TYPE2*(WL)	1		
	83750-KSH-930ZC	COVER SET, L. SIDE *TYPE3*(WL)	1		
	83750-KSH-930ZD	COVER SET, L. SIDE *TYPE4*(WL)	1		
	83750-KSH-930ZE	COVER SET, L. SIDE *TYPE5*(WL)	1		
5	90104-KSH-900	SCREW, SPECIAL, 6X18	2		

F-16

AIR CLEANER

G 2



Ref. No.	L.O.N.	(Relative ref. Number) Description	F.R.T.
2	3121A5	CASE, AIR CLEANER	0.6
4		(3)	
4	312105	ELEMENT, AIR CLEANER	0.1
5	312125	DUCT, AIR CLEANER	0.2
7	312102	COVER, AIR CLEANER CASE	0.1
8	3121B6	TUBE, AIR CLEANER CONNECTING ..	0.4

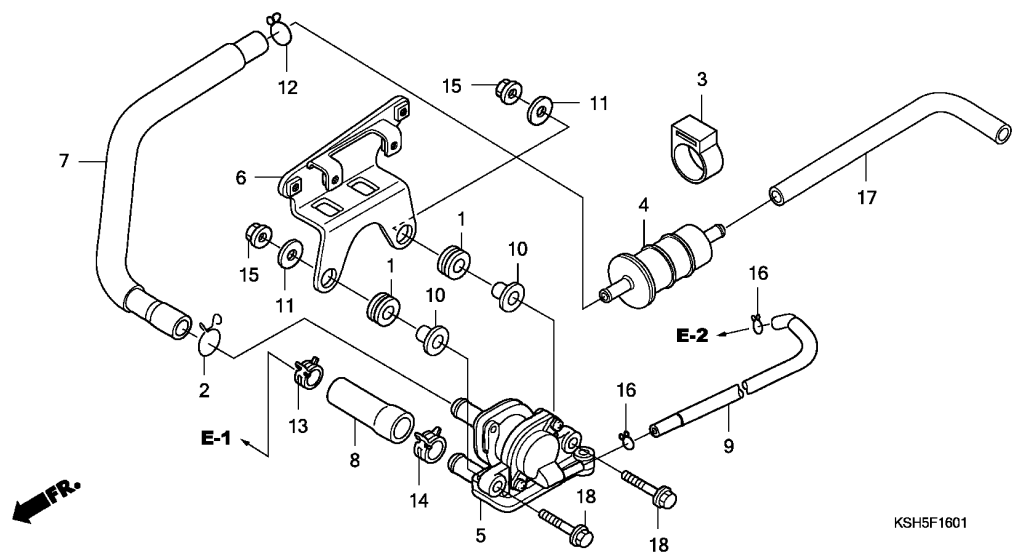
Ref. No.	Part No.	Description	Reqd. QTY CCM125SH 9	Serial No.	Parts catalogue code
1	15772-KRF-S00	CLIP, TUBE	2		
2	17210-KSH-930	CASE, AIR CLEANER	1		
3	17213-KSH-930	HOLDER COMP., ELEMENT	1		
4	17214-KSH-930	ELEMENT COMP., AIR CLEANER ..	1		
5	17218-KSH-930	DUCT, AIR CLEANER IN.	1		
6	17226-KSH-900	SEAL, AIR CLEANER CASE	1		
7	17235-KSH-930	COVER SUB ASSY., AIR CLEANER	1		
8	17253-KSH-900	TUBE, AIR CLEANER CONNECTING	1		
9	17368-KSH-900	TUBE, BREATHER	1		
10	31511-107-300	RUBBER, BATTERY CUSHION	1		
11	83502-KSH-900	CAP, TOOL BOX	1		
12	83507-438-000	BODY, KEY	1		
13	83508-438-000	STOPPER, KEY BODY	1		
14	90110-MG9-700	BOLT, FLANGE, 6MM	2		
15	90311-KSH-900	NUT, CLIP, 6MM	1		
16	90701-KSH-900	PIN, SPRING, 2X14	1		
17	93500-05006-1A	SCREW, PAN, 5X6	1		
18	93893-05014-07	SCREW-WASHER, 5X14	4		
19	95002-45000	CLIP, TUBE (C8)	1		
20	95003-10038-10	TUBE, VINYL, 5X8X380 (95003-10001-10M)	1		
21	95018-44250	BAND, AIR CLEANER CONNECTING TUBE (44)	1		
22	95018-54250	BAND, AIR CLEANER CONNECTING TUBE (54)	1		

3

F-16-1

AIR SUCTION VALVE

G 3



Ref. No.	L.O.N.	(Relative ref. Number) Description	F.R.T.
4	3141B4	FILTER, SECONDARY AIR SUPPLY	0.2
5	314130	VALVE, SECONDARY AIR CONTROL	0.2

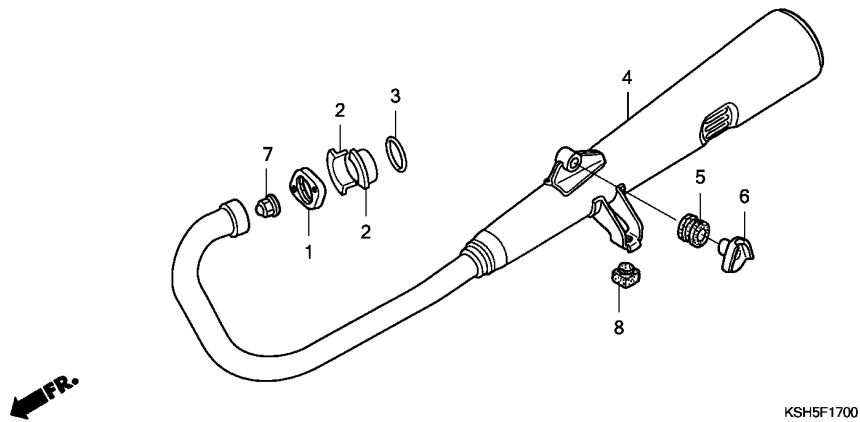
3

Ref. No.	Part No.	Description	Reqd. QTY	Serial No.	Parts catalogue code
			CCM125SH 9		
1	11344-MB0-000	GROMMET A, RR. COVER (8X16X6.6)	2		
2	15771-KV6-000	CLIP, OIL DRAIN TUBE	1		
3	16905-MG7-000	CUSHION, FUEL STRAINER	1		
4	17260-KPH-C00	FILTER COMP., AIR	1		
5	18600-KRF-B50	VALVE ASSY., AIR SUCTION	1		
6	18620-KSH-930	STAY COMP., AIR SUCTION VALVE	1		
7	18652-KSH-930	TUBE A, AIR SUCTION VALVE	1		
8	18653-KSH-930	TUBE B, AIR SUCTION VALVE	1		
9	18655-KSH-930	TUBE, AIR SUCTION VALVE (PB)	1		
10	83119-GT4-000	COLLAR, METER	2		
11	90450-ZA0-000	WASHER, PLAIN, 6X16	2		
12	90602-KJ9-670	CLIP, TUBE	1		
13	90678-KRF-B40	CLIP, FUEL HOSE	1		
14	91405-KRF-B50	CLAMP, TUBE (D17)	1		
15	94050-06000	NUT, FLANGE, 6MM	2		
16	95002-02070	CLIP, TUBE (B7)	2		
17	95005-75240-20	TUBE, 7.3X240 (95005-75001-20M)	1		
18	96001-06028-00	BOLT, FLANGE, 6X28	2		

F-17

EXHAUST MUFFLER

G 4

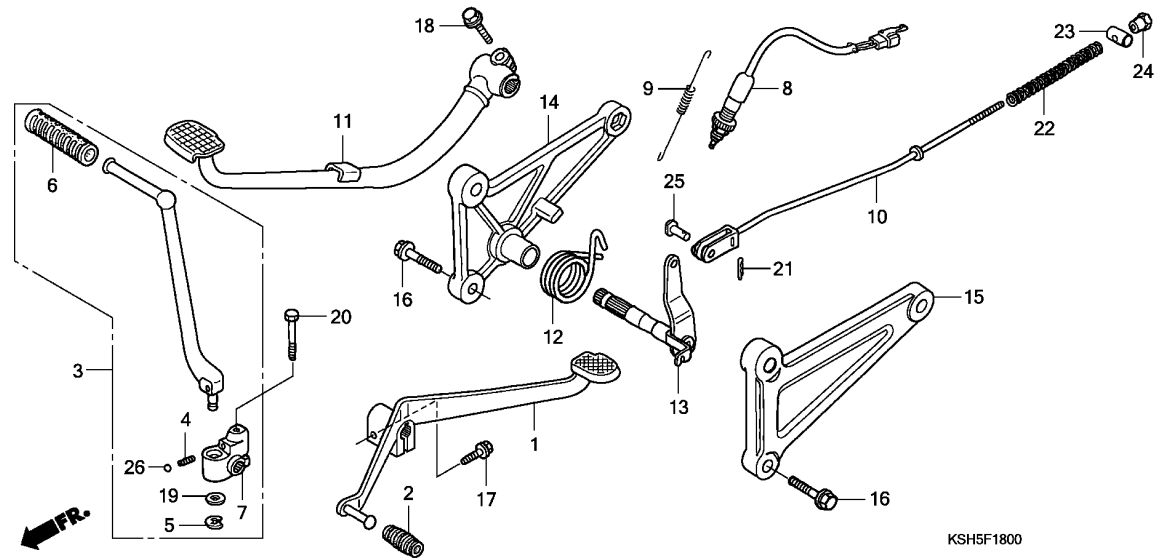


KSH5F1700

Ref. No.	L.O.N.	(Relative ref. Number) Description	F.R.T.
3	3131B4	GASKET, EXHAUST PIPE	0.3
4	313120	MUFFLER	0.3

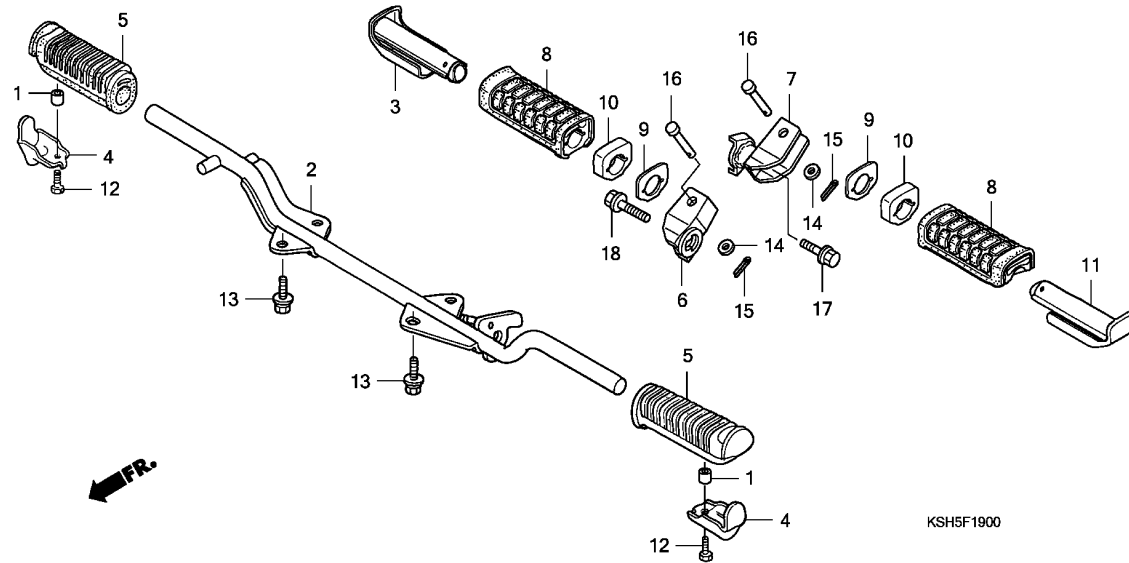
Ref. No.	Part No.	Description	Reqd. QTY CCM125SH 9	Serial No.	Parts catalogue code
1	18231-KRF-S00	JOINT, EX. PIPE	1		
2	18233-KRF-S00	COLLAR COMP., EX. PIPE JOINT	2		
3	18291-MN5-650	GASKET, EX. PIPE	1		
4	18300-KSH-930	MUFFLER COMP., EX.	1		
5	18421-KC2-000	RUBBER, MUFFLER MOUNTING	1		
6	18422-KC2-890	COLLAR, MUFFLER MOUNTING	1		
7	90304-438-000	NUT, CAP, 6MM	2		
8	95011-61000	RUBBER A, STAND STOPPER	1		

3



Ref. No.	L.O.N.	(Relative ref. Number) Description	F.R.T.
1	4101A1	PEDAL, GEAR CHANGE	0.1
3	112107	ARM, KICK STARTER	0.1
8	6151B5	SWITCH, REAR STOP :PEDAL SIDE	0.2
10	811135	ROD, REAR BRAKE	0.2
11	810160	PEDAL, REAR BRAKE	0.1
13	8101F1	SHAFT, REAR BRAKE PIVOT	0.3
14	4101N2	HOLDER, STEP :RIGHT	0.3
15	4101N6	HOLDER, STEP :BOTH	0.5
15	4101N1	HOLDER, STEP :LEFT	0.2
	4101N6	HOLDER, STEP :BOTH	0.5

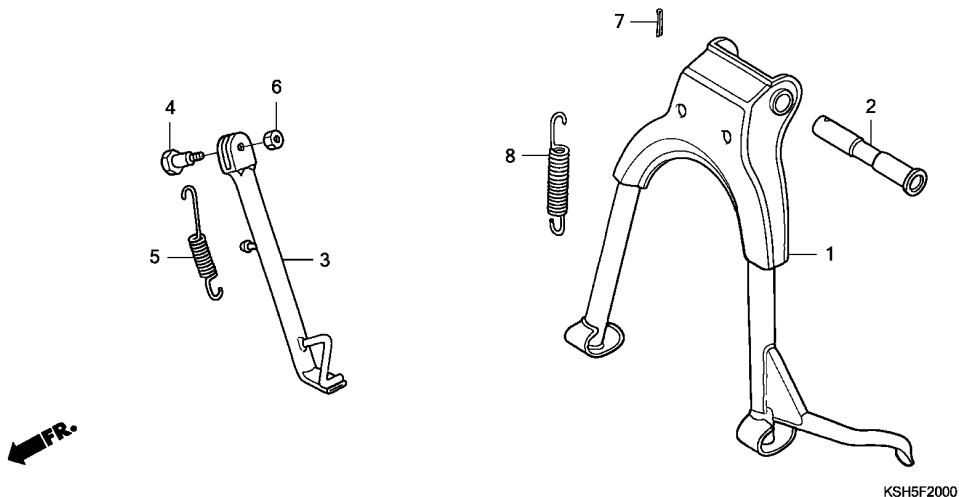
Ref. No.	Part No.	Description	Reqd. QTY	Serial No.	Parts catalogue code
			CCM125SH 9		
1	24710-KSH-900	PEDAL, GEAR CHANGE	1		
2	24716-KRF-S00	RUBBER, CHANGE PEDAL	1		
3	28300-KSH-900	ARM ASSY., KICK STARTER	1		
4	28313-KRF-S00	SPRING, KICK STARTER ARM	1		
5	28314-KRF-S00	CIRCLIP	1		
6	28316-KRF-S00	RUBBER, PEDAL	1		
7	28323-KRF-S00	BOSS, KICK PEDAL	1		
8	35350-KC2-890	SWITCH ASSY., RR. STOP	1		
9	35357-KSH-900	SPRING, STOP SWITCH	1		
10	43451-KSH-930	ROD COMP., RR. BRAKE	1		
11	46500-KSH-900	PEDAL COMP., RR. BRAKE	1		
12	46514-KB4-000	SPRING, BRAKE PEDAL	1		
13	46515-KSH-900	SHAFT COMP., RR. BRAKE PIVOT	1		
14	50600-KSH-900	HOLDER COMP., R. STEP	1		
15	50700-KSH-900	HOLDER COMP., L. STEP	1		
16	90101-MM8-000	BOLT, SPECIAL FLANGE, 10X34	2		
17	90118-KY1-000	BOLT, FLANGE, 6X20	1		
18	90123-MM2-000	BOLT, SPECIAL FLANGE, 8X25	1		
19	90508-KRF-S00	WASHER, PLAIN, 13MM	1		
20	93201-08040-0A	BOLT, HEX., 8X40	1		
21	94201-20120	PIN, SPLIT, 2.0X12	1		
22	95014-73300	SPRING C, BRAKE ROD	1		
23	95015-32001	JOINT B, BRAKE ARM	1		
24	95015-42000	NUT B, BRAKE ROD ADJUSTING	1		
25	95015-53000	PIN C, JOINT	1		
26	96211-08000	BALL, STEEL, #8 (1/4)	1		



Ref. No.	L.O.N.	(Relative ref. Number) Description	F.R.T.
2	410145	BAR, STEP	0.4
3		(8)	
	4101C8	BAR, PILLION STEP :RIGHT	0.1
	4101P4	BAR, PILLION STEP :BOTH	0.2
5	4101D3	RUBBER, STEP :LEFT	0.1
	4101D4	RUBBER, STEP :RIGHT	0.1
	4101L8	RUBBER, STEP :BOTH	0.1
6	4101D0	BRACKET, PILLION STEP :RIGHT ..	0.1
	4101K4	BRACKET, PILLION STEP :BOTH ..	0.2
7	4101C9	BRACKET, PILLION STEP :LEFT ..	0.1
	4101K4	BRACKET, PILLION STEP :BOTH ..	0.2
11		(8)	
	4101C7	BAR, PILLION STEP :LEFT	0.1
	4101P4	BAR, PILLION STEP :BOTH	0.2

KSH5F1900

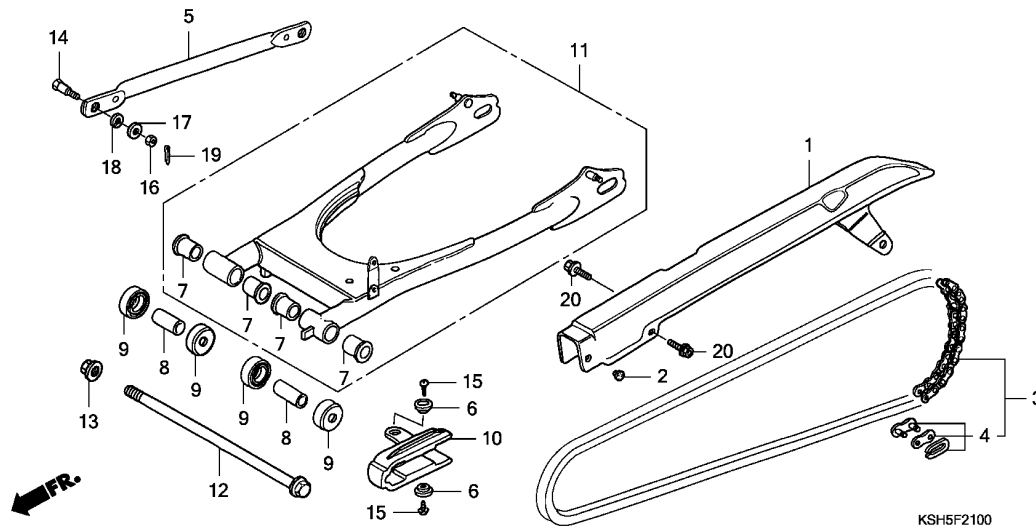
Ref. No.	Part No.	Description	Reqd. QTY	Serial No.	Parts catalogue code
			CCM125SH 9		
1	37243-KSH-900	COLLAR, METER SETTING	2		
2	50610-KSH-910	BAR COMP., STEP	1		
3	50615-KSH-910	BAR, R. PILLION STEP	1		
4	50619-KSH-900	STOPPER, STEP RUBBER	2		
5	50661-KSH-900	RUBBER, STEP	2		
6	50711-KC2-890	BRACKET, R. PILLION STEP	1		
7	50712-KSH-900	BRACKET, L. PILLION STEP	1		
8	50713-MB1-000	RUBBER, PILLION STEP	2		
9	50714-MB1-000	WASHER, PILLION STEP	2		
10	50715-KR3-000	COLLAR, PILLION STEP	2		
11	50715-KSH-910	BAR, L. PILLION STEP	1		
12	92101-06020-0A	BOLT, HEX., 6X20	2		
13	93402-08020-08	BOLT-WASHER, 8X20	4		
14	94101-06000	WASHER, PLAIN, 6MM	2		
15	94201-16150	PIN, SPLIT, 1.6X15	2		
16	95015-81000	PIN A, PILLION STEP	2		
17	95701-10038-00	BOLT, FLANGE, 10X38	1		
18	95701-10045-00	BOLT, FLANGE, 10X45	1		



Ref. No.	L.O.N.	(Relative ref. Number) Description	F.R.T.
1		(2)	
410175		STAND, MAIN	0.5
410180		BAR, SIDE STAND	0.2
410182		SPRING, SIDE STAND	0.1
410176		SPRING, MAIN STAND	0.2

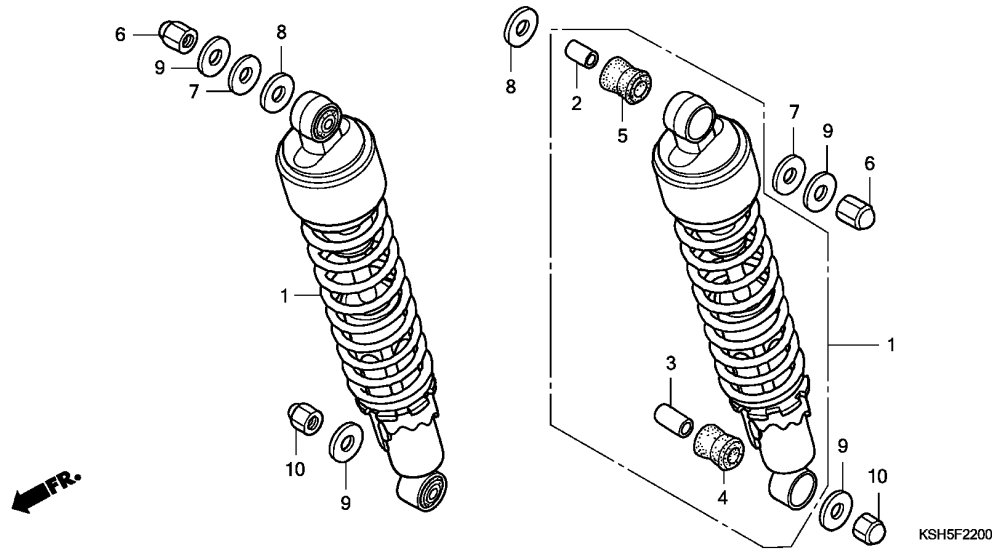
3

Ref. No.	Part No.	Description	Reqd. QTY CCM125SH 9	Serial No.	Parts catalogue code
1	50500-KSH-900	STAND COMP., MAIN	1		
2	50526-KSH-900	SHAFT, MAIN STAND PIVOT	1		
3	50530-KSH-910	STAND COMP., SIDE	1		
4	50541-KRF-S00	BOLT, SIDE STAND PIVOT	1		
5	50542-KRF-S00	SPRING, SIDE STAND	1		
6	94001-10080-0S	NUT, HEX., 10MM	1		
7	94201-30250	PIN, SPLIT, 3.0X25	1		
8	95014-71702	SPRING G, MAIN STAND	1		



Ref. No.	L.O.N.	(Relative ref. Number) Description	F.R.T.
1	410195	CASE, DRIVE CHAIN	0.1
3	213165	CHAIN, DRIVE	0.2
5	7111H2	ARM, REAR BRAKE STOPPER	0.2
7	5121B3	BUSH, SWINGARM PIVOT	1.0
.NOTE: Same time for two units or more			
11	5121B0	SWINGARM ASSEMBLY	0.8

Ref. No.	Part No.	Description	Reqd. QTY CCM125SH 9	Serial No.	Parts catalogue code
1	40510-KC2-890	CASE, DRIVE CHAIN	1		
2	40514-333-000	PLUG, CHAIN CASE	1		
3	40530-KSH-940	CHAIN, DRIVE (428H-118)	1		
4	40531-KSH-940	JOINT B, DRIVE CHAIN	1		
5	43431-KC2-890	ARM, RR. BRAKE STOPPER	1		
6	52108-KA8-000	COLLAR, CHAIN SLIDER	2		
7	52109-KEJ-750	BUSH, SWINGARM	4		
8	52141-KEJ-900	COLLAR, PIVOT DISTANCE	2		
9	52144-KSH-900	CAP, DUST SEAL	4		
10	52170-KSH-900	SLIDER, CHAIN	1		
11	52200-KSH-890	SWINGARM SET	1		
12	90121-KSH-900	BOLT, SWINGARM PIVOT	1		
13	90305-KCS-920	NUT, SPECIAL, 14MM	1		
14	92812-20000	BOLT A, BRAKE STOPPER ARM	1		
15	93901-26120	SCREW, TAPPING, 6X12	2		
16	94001-08000-0S	NUT, HEX., 8MM	1		
17	94101-08000	WASHER, PLAIN, 8MM	1		
18	94111-10000	WASHER, SPRING, 10MM	1		
19	94201-20150	PIN, SPLIT, 2.0X15	1		
20	96001-06008-02	BOLT, FLANGE, 6X8	2		



Ref. No.	L.O.N.	(Relative ref. Number) Description	F.R.T.
1	5121B6	CUSHION ASSY., REAR :LEFT	0.1
	5121B7	CUSHION ASSY., REAR :RIGHT ...	0.1
	5121B8	CUSHION ASSY., REAR :BOTH	0.2

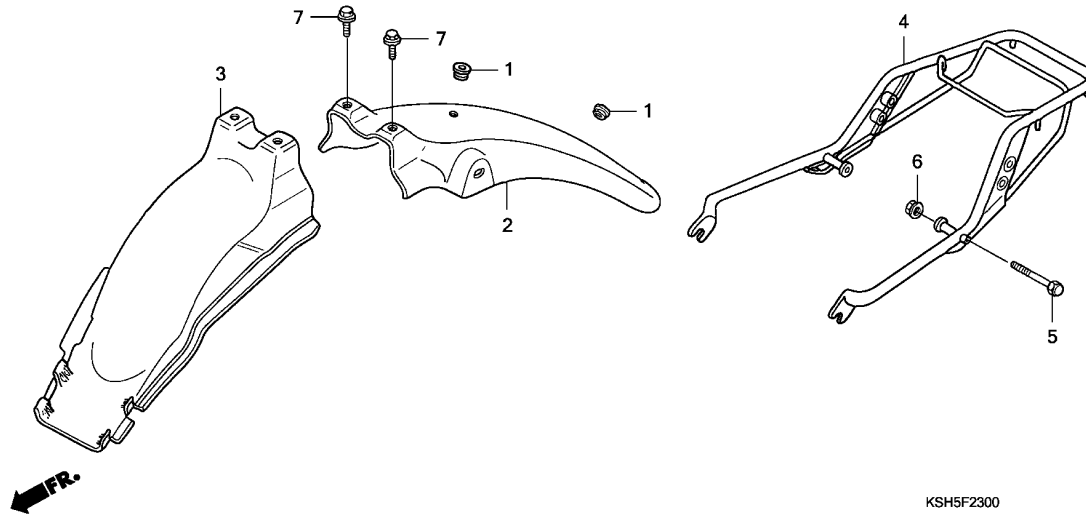
3

Ref. No.	Part No.	Description	Reqd. QTY CCM125SH 9	Serial No.	Parts catalogue code
1	52400-KSH-890	CUSHION ASSY., RR.	2		
2	52486-KSH-890	COLLAR, RUBBER BUSH	2		
3	52487-KSH-890	COLLAR, RR. CUSHION RUBBER BUSH	2		
4	52488-KSH-890	RUBBER B, JOINT	2		
5	52489-KSH-890	BUSH, RUBBER UPPER	2		
6	90309-315-000	NUT, RR. CUSHION UPPER	2		
7	90521-292-000	WASHER, 10.3MM	2		
8	90529-KC2-890	WASHER, 12MM	2		
9	90529-459-910	WASHER, 10MM	4		
10	94021-10020-0S	NUT, CAP, 10MM	2		

F-23

REAR FENDER

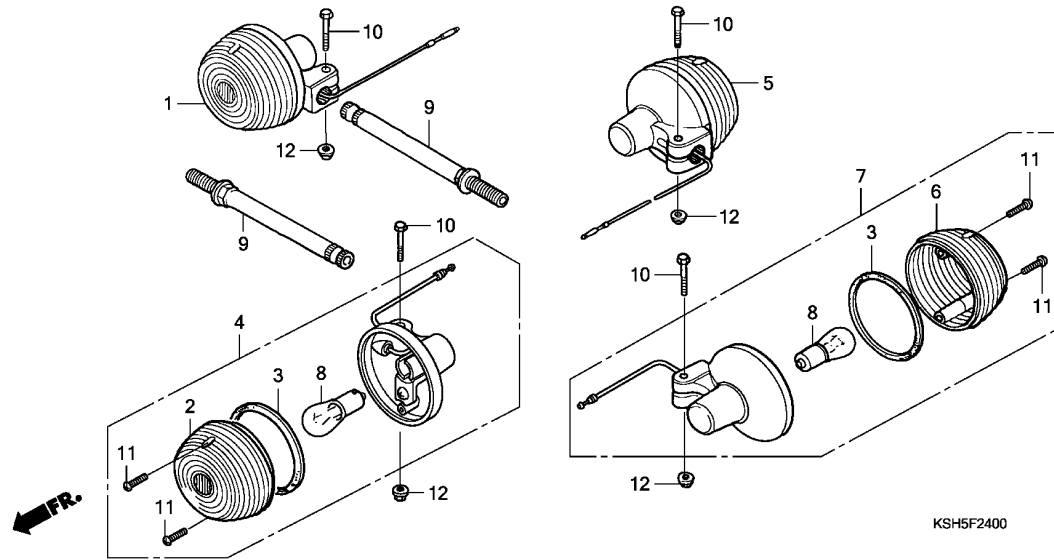
G10



Ref. No.	L.O.N.	(Relative ref. Number) Description	F.R.T.
2	413102	FENDER, REAR	0.4
3	413110	FENDER B, REAR	0.2
4	4101H6	CARRIER, LUGGAGE :REAR	0.1

Ref. No.	Part No.	Description	Reqd. QTY CCM125SH 9	Serial No.	Parts catalogue code
1	32983-447-000	GROMMET, WIRE HARNESS	2		
2	80100-447-670	FENDER COMP., RR.	1		
3	80101-KB4-000	FENDER B, RR.	1		
4	81350-KSH-900	CARRIER COMP., RR.	1		
5	90135-KB4-000	BOLT, CAP, 8X80	2		
6	94050-08080	NUT, FLANGE, 8MM	2		
7	95701-06016-00	BOLT, FLANGE, 6X16	2		

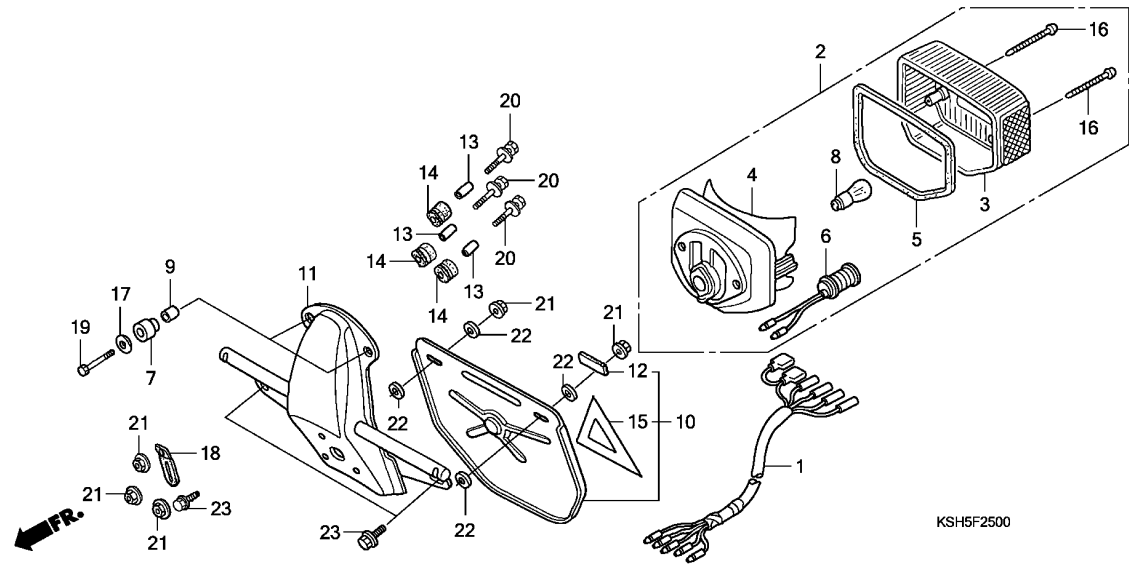
3



Ref. No.	L.O.N.	(Relative ref. Number) Description	F.R.T.
1		(9)	
	6161C4	WINKER :RIGHT FRONT	0.2
	6161C5	WINKER :BOTH FRONT	0.3
4		(9)	
	6161C3	WINKER :LEFT FRONT	0.2
	6161C5	WINKER :BOTH FRONT	0.3
5	6161C7	WINKER :RIGHT REAR	0.2
	6161C8	WINKER :BOTH REAR	0.3
7	6161C6	WINKER :LEFT REAR	0.2
	6161C8	WINKER :BOTH REAR	0.3
8		(2,3,6)	
	616133	BULB, WINKER :FRONT	0.1
		.NOTE: Same time for two units	
	616139	BULB, WINKER :REAR	0.1
		.NOTE: Same time for two units	
	616160	BULB, WINKER :FOR 1 VEHICLE ..	0.2

3

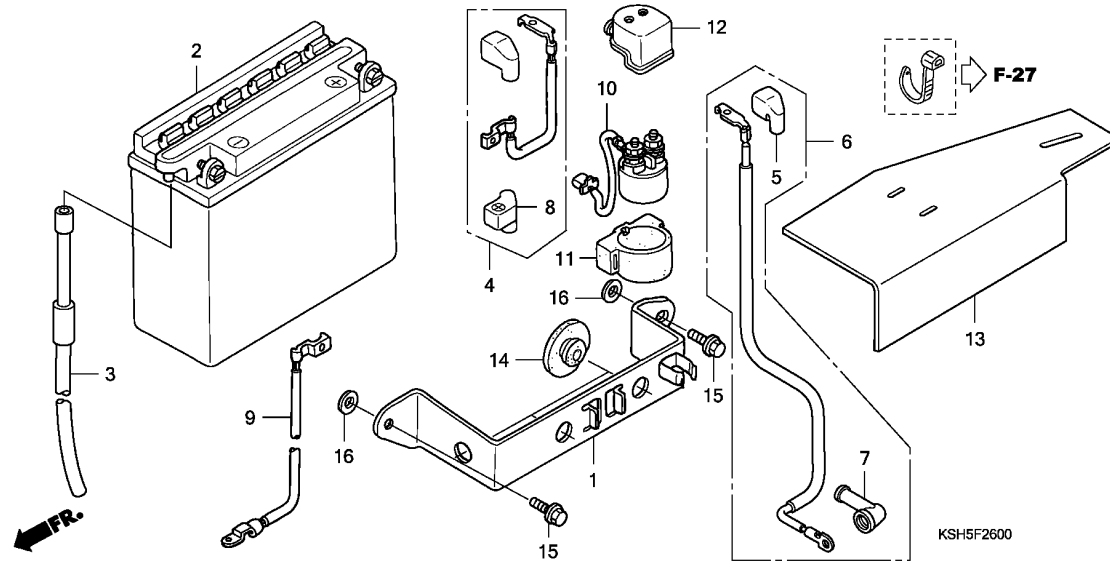
Ref. No.	Part No.	Description	Reqd. QTY	Serial No.	Parts catalogue code
			CCM125SH		
			9		
1	33400-KSH-890	WINKER ASSY., R. FR. (12V 21W)	1		
2	33402-KSH-890	LENS, WINKER (FR.)	2		
3	33443-KC2-890	PACKING, WINKER LENS	4		
4	33450-KSH-890	WINKER ASSY., L. FR. (12V 21W)	1		
5	33600-KSH-890	WINKER ASSY., R. RR. (12V 21W)	1		
6	33602-KSH-890	LENS, WINKER (RR.)	2		
7	33650-KSH-890	WINKER ASSY., L. RR. (12V 21W)	1		
8	34908-KC2-890	BULB, WINKER (12V 21W)	4		
9	90154-KC2-770	BOLT, FR. WINKER	2		
10	93101-06028-0B	BOLT, HEX., 6X28	4		
11	93500-03010-0H	SCREW, PAN, 3X10	8		
12	94050-06000	NUT, FLANGE, 6MM	4		



Ref. No.	L.O.N.	(Relative ref. Number) Description	F.R.T.
1	6111B4	CORD, TAILLIGHT	0.3
2	6161H2	TAILLIGHT ASSEMBLY	0.1
4	6161E2	BASE, TAILLIGHT	0.1
8		(3,5)	
	6161G1	BULB, TAILLIGHT	0.1
11	4131K7	BRACKET, NUMBER PLATE	0.4

Ref. No.	Part No.	Description	Reqd. QTY	Serial No.	Parts catalogue code
			CCM125SH 9		
1	32101-KSH-890	SUB HARNESS	1		
2	33701-KSH-920	TAILLIGHT UNIT (12V 21/5W) ..	1		
3	33702-KSH-890	LENS, TAILLIGHT	1		
4	33703-KSH-920	BASE COMP.	1		
5	33709-KC2-890	PACKING, TAILLIGHT	1		
6	33713-KC2-890	CORD COMP., TAILLIGHT	1		
7	33719-388-000	PACKING B, TAILLIGHT BASE ...	2		
8	34906-MZ0-790	BULB, TAILLIGHT (12V 21/5W) -	1		
9	50549-356-700	COLLAR, STAND RUBBER SETTING	2		
10	84700-KSH-900	PLATE ASSY., LICENSE	1		
11	84701-KSH-900	BRACKET, LICENSE PLATE	1		
12	84703-KC2-960	CUSHION, NUMBER PLATE	1		
13	84706-307-000	COLLAR, BATTERY TRAY SETTING	3		
14	84905-333-000	RUBBER, CUSHION	3		
15	87141-202-000	MARK, RR.	1		
16	90105-KSH-920	SCREW, TAPPING, 4.2X38	2		
17	90581-310-000	WASHER, PLAIN, 20MM	2		
18	90601-KJ9-000	CLIP, 4X50	1		
19	92101-05025-0A	BOLT, HEX., 5X25	2		
20	93404-06025-00	BOLT-WASHER, 6X25	3		
21	94050-06000	NUT, FLANGE, 6MM	5		
22	94103-06000	WASHER, PLAIN, 6MM	4		
23	95701-06016-00	BOLT, FLANGE, 6X16	2		

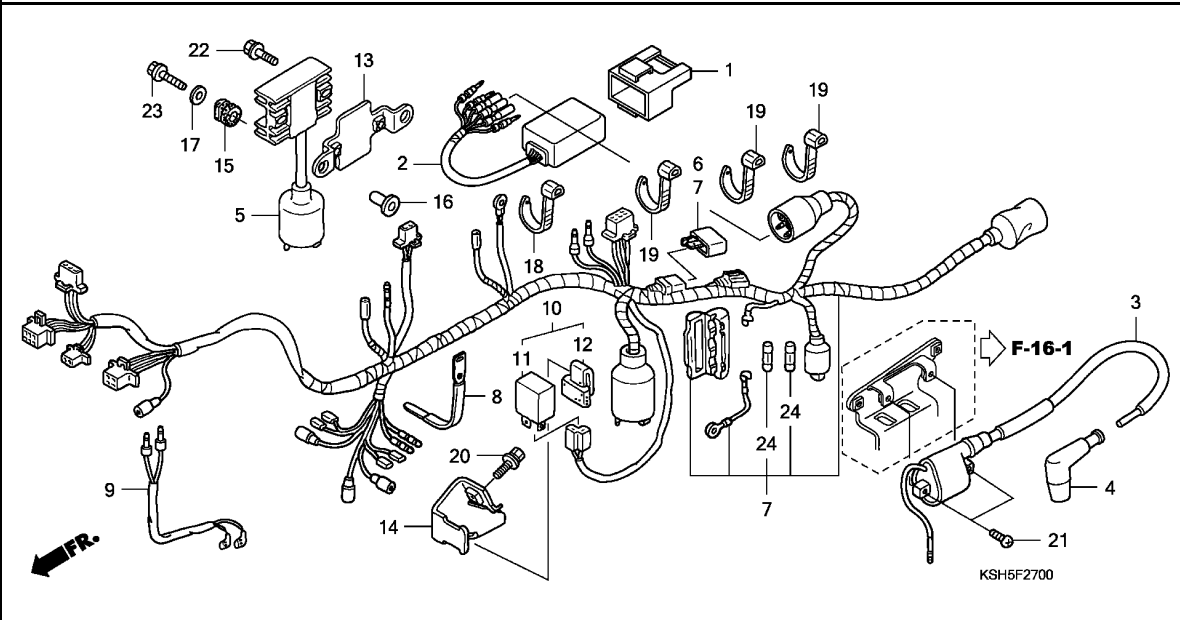




Ref. No.	L.O.N.	(Relative ref. Number) Description	F.R.T.
2	610100	BATTERY	0.1
4	610105	CABLE, POSITIVE BATTERY	0.2
6	612115	CABLE, STARTER MOTOR	0.3
9	610110	CABLE, NEGATIVE BATTERY	0.2
10	615113	SWITCH, STARTER MAGNETIC	0.3

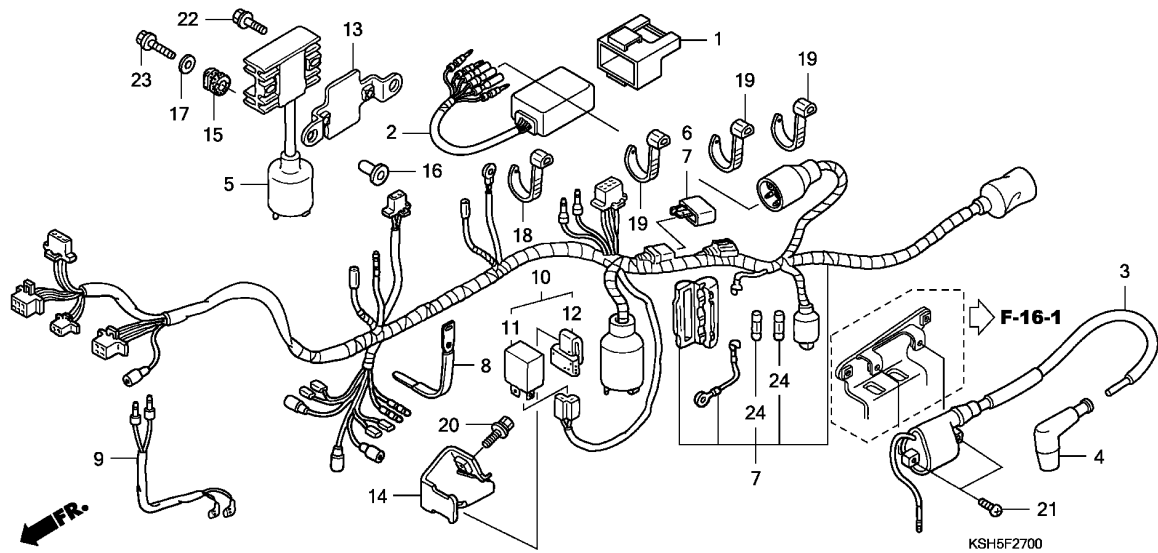
3

Ref. No.	Part No.	Description	Reqd. QTY CCM125SH 9	Serial No.	Parts catalogue code
1	17233-KSH-900	BAND, BATTERY	1		
2	31500-KTJ-A80	BATTERY, (12N7A-3A)	1		
3	31502-KSH-930	TUBE, BATTERY BREATHER	1		
4	32401-KSH-900	CABLE, STARTER MAGNETIC	1		
5	32406-KEH-660	COVER B, STARTER MAGNETIC BATTERY TERMINAL	1		
6	32410-KSH-900	CABLE, STARTER MOTOR	1		
7	32411-253-000	COVER, STARTER MOTOR TERMINAL	1		
8	32414-KSH-900	COVER, BATTERY TERMINAL	1		
9	32602-KRF-T00	CABLE, BATTERY EARTH	1		
10	35850-KRF-T00	SWITCH ASSY., STARTER MAGNETIC	1		
	35850-KSH-870	1		
11	35856-KRF-T00	RUBBER A, SHOCK	1		
	35856-KSH-870	1		
12	35857-KRF-T00	RUBBER B, SHOCK	1		
	35857-KSH-870	1		
13	50383-KSH-900	GUARD, BATTERY	1		
14	83618-323-000	RUBBER, BATTERY BOX	3		
15	92301-06014-0H	BOLT, RECESSED, 6X14	2		
16	94101-06800	WASHER, PLAIN, 6MM	2		



Ref. No.	L.O.N.	(Relative ref. Number) Description	F.R.T.
2	6141A1	IGNITION CONTROL MODULE	0.3
3	614105	COIL, IGNITION	0.3
5	6131B2	RECTIFIER, REGULATE	0.4
7	611100	HARNESS, WIRE	1.0
9	6111C1	SUB CORD, HORN	0.1
11		(10)	
	6111C3	RELAY, WINKER	0.2

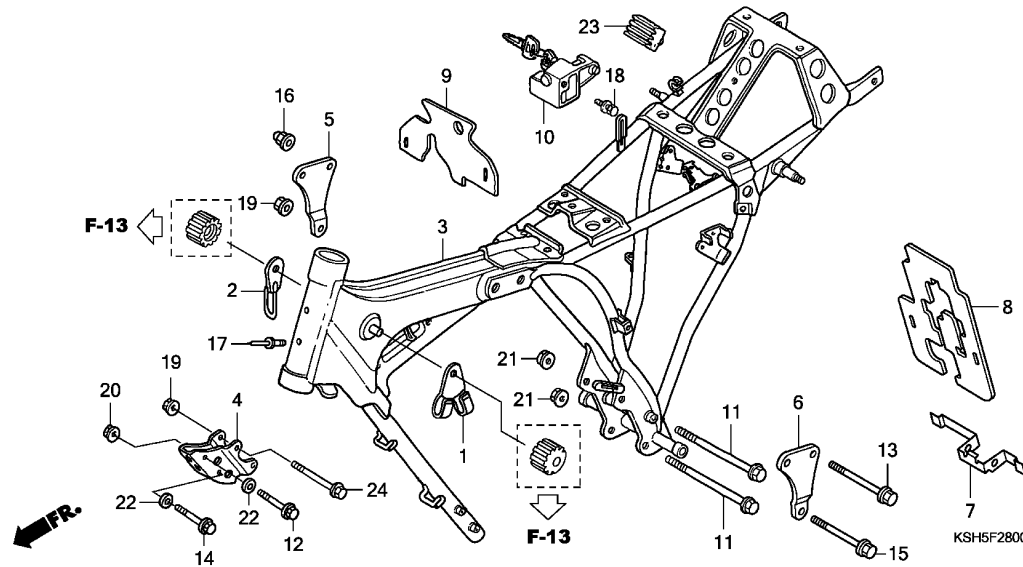
Ref. No.	Part No.	Description	Reqd. QTY	Serial No.	Parts catalogue code
			CCM125SH 9		
1	30401-KSW-830	CUSHION, C.D.I. UNIT	1		
2	30410-KRF-H30	C.D.I. UNIT	1		
3	30500-KSH-890	COIL ASSY., IGNITION	1		
4	30700-KRF-B50	CAP ASSY., NOISE SUPPRESSOR ..	1		
5	31600-KSH-940	RECTIFIER ASSY., REGULATE ...	1		
6	31700-KSH-890	RECTIFIER ASSY., SILICON	1		
7	32100-KSH-941	HARNESS, WIRE	1		
8	32171-KC1-700	BAND, WIRE HARNESS	1		
9	38105-KSH-890	SUB CORD, HORN	1		
10	38300-KSH-940	RELAY ASSY., WINKER	1		
	38300-KSH-960	1		
11	38301-KC2-890	RELAY COMP., WINKER	1		
	38301-KPN-910	1		
	38301-KSH-870	1		
12	38306-KJ6-740	SUSPENSION, WINKER RELAY	1		
13	50141-KSH-930	STAY, REGULATOR	1		
14	50160-KSH-900	STAY, WINKER RELAY	1		
15	80101-283-000	RUBBER, RR. FENDER CUSHION ..	2		
16	90501-KC2-750	WASHER, REGULATOR SETTING ...	2		
17	90525-428-900	WASHER, PLAIN, 6MM	2		
18	90651-KRF-T00	BAND, WIRE, 165MM	1		
19	90652-KET-940	BAND, WIRE	3		
20	93403-05012-08	BOLT-WASHER, 5X12	1		
21	93500-06022-0H	SCREW, PAN, 6X22	2		
22	95701-06020-07	BOLT, FLANGE, 6X20	2		



Ref. No.	Part No.	Description	Reqd. QTY	Serial No.	Parts catalogue code
----------	----------	-------------	-----------	------------	----------------------

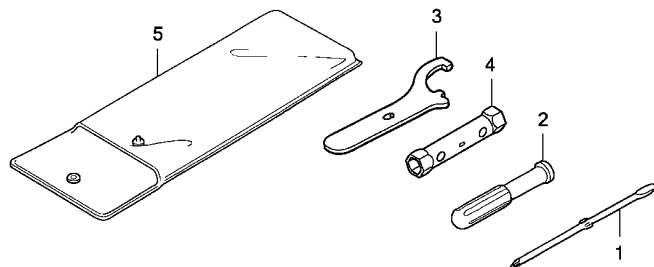
23	95701-06025-07	BOLT, FLANGE, 6X25	2		
24	98200-22000	FUSE B (20A)	2		

3



Ref. No.	L.O.N.	(Relative ref. Number) Description	F.R.T.
3	410100	BODY, FRAMEINCLUDES: Engine removal and installation	5.3
4	4101N0	PLATE, FRONT ENGINE HANGER ...	0.2
5	4101R1	PLATE, ENGINE UPPER HANGER :RIGHT	0.2
	4101R2	PLATE, ENGINE UPPER HANGER :BOTH	0.2
6	4101R0	PLATE, ENGINE UPPER HANGER :LEFT	0.2
	4101R2	PLATE, ENGINE UPPER HANGER :BOTH	0.2
10	410197	LOCK, HELMET	0.2

Ref. No.	Part No.	Description	Reqd. QTY	Serial No.	Parts catalogue code
			CCM125SH 9		
1	45464-399-000	CLIP, WIRE HARNESS	1		
2	45469-KC2-890	CLIP, CABLE	1		
3	50100-KSH-931	BODY COMP., FRAME	1		
4	50351-KSH-900	PLATE, FR. ENGINE HANGER ...	1		
5	50353-KSH-900	PLATE, R. ENGINE HANGER UPPER	1		
6	50354-KSH-900	PLATE, L. ENGINE HANGER UPPER	1		
7	50361-KSH-900	STAY COMP., WIND RUBBER	1		
8	50362-KSH-930	RUBBER, WIND GUARD	1		
9	50363-KSH-930	GUARD, AIR CLEANER	1		
10	50720-KC2-850	HOLDER ASSY., HELMET	1		
11	90019-KEJ-900	BOLT, FLANGE, 10X110	2		
12	90127-KSH-900	BOLT, SPECIAL FLANGE, 8X65 ..	1		
13	90127-KSH-930	BOLT, SPECIAL FLANGE, 8X73 ..	2		
14	90161-KEJ-900	BOLT, SPECIAL FLANGE, 8X60 ..	1		
15	90187-KRF-S00	BOLT, FLANGE, 8X70	1		
16	90310-KRF-S10	NUT, FLANGE CAP, 8MM	2		
17	90841-KRF-S00	RIVET, BLIND, 3.2X9	2		
18	93892-06010-08	SCREW-WASHER, 6X10	1		
19	94050-08000	NUT, FLANGE, 8MM	3		
20	94050-08070	NUT, FLANGE, 8MM	2		
21	94050-10000	NUT, FLANGE, 10MM	2		
22	94101-08700	WASHER, PLAIN, 8MM	2		
23	95011-61000	RUBBER A, STAND STOPPER	1		
24	95801-08085-00	BOLT, FLANGE, 8X85	2		



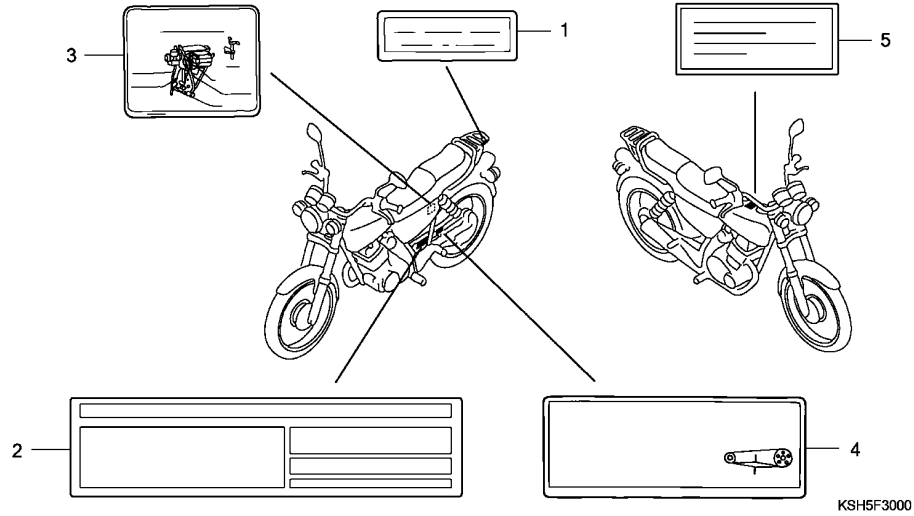
KSH5F2900

Ref. L.O.N. (Relative ref. Number) F.R.T.
No. Description

NO INFORMATION

3

Ref. No.	Part No.	Description	Reqd. QTY	Serial No.	Parts catalogue code
			CCM125SH 9		
1	89102-KSH-900	DRIVER, SCREW (NO.2 +/-)	1		
2	89103-538-000	GRIP	1		
3	89215-KSH-900	SPANNER, PIN	1		
4	89216-KSH-900	WRENCH, BOX (18X19)	1		
5	99008-02000	BAG, TOOL, 200MM	1		

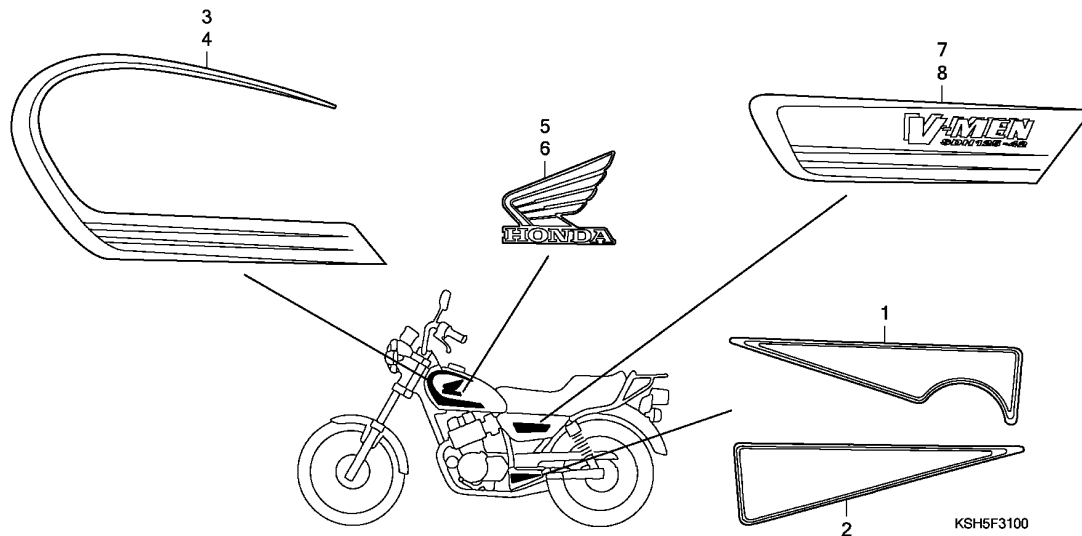


Ref. No.	L.O.N.	(Relative ref. Number)	Description	F.R.T.
----------	--------	------------------------	-------------	--------

NO INFORMATION

Ref. No.	Part No.	Description	Reqd. QTY CCM125SH 9	Serial No.	Parts catalogue code
1	81220-KRF-E20	LABEL, RR. CARRIER (SPANISH)	1		
2	87505-KSH-A00	LABEL, TIRE	1		
3	87506-KSH-A00	MARK, BATTERY CAUTION	1		
4	87507-KSH-A00	LABEL, DRIVE CHAIN	1		
5	87560-MAK-690	LABEL, DRIVE (SPANISH)	1		





Ref. L.O.N. (Relative ref. Number) F.R.T.
No. Description

NO INFORMATION

3

Ref. No.	Part No.	Description	Reqd. QTY	Serial No.	Parts catalogue code
			CCM125SH 9		
1	50606-KB4-300	STRIPE, R. STEP HOLDER	1		
2	50607-KC2-960	STRIPE, L. STEP HOLDER	1		
3	87111-KSH-930ZA	STRIPE, R. FUEL TANK *TYPE1*	1		
	87111-KSH-930ZB	STRIPE, R. FUEL TANK *TYPE2*	1		
	87111-KSH-930ZC	STRIPE, R. FUEL TANK *TYPE3*	1		
	87111-KSH-930ZD	STRIPE, R. FUEL TANK *TYPE4*	1		
	87111-KSH-930ZE	STRIPE, R. FUEL TANK *TYPE5*	1		
4	87112-KSH-930ZA	STRIPE, L. FUEL TANK *TYPE1*	1		
	87112-KSH-930ZB	STRIPE, L. FUEL TANK *TYPE2*	1		
	87112-KSH-930ZC	STRIPE, L. FUEL TANK *TYPE3*	1		
	87112-KSH-930ZD	STRIPE, L. FUEL TANK *TYPE4*	1		
	87112-KSH-930ZE	STRIPE, L. FUEL TANK *TYPE5*	1		
5	87123-KSH-910	EMBLEM, R. (WING MARK)	2		
6	87124-KSH-910	EMBLEM, L. (WING MARK)	2		
7	87136-KSH-930ZA	STRIPE, R. SIDE COVER *TYPE1*	1		
	87136-KSH-930ZB	STRIPE, R. SIDE COVER *TYPE2*	1		
	87136-KSH-930ZC	STRIPE, R. SIDE COVER *TYPE3*	1		
	87136-KSH-930ZD	STRIPE, R. SIDE COVER *TYPE4*	1		
	87136-KSH-930ZE	STRIPE, R. SIDE COVER *TYPE5*	1		
8	87137-KSH-930ZA	STRIPE, L. SIDE COVER *TYPE1*	1		
	87137-KSH-930ZB	STRIPE, L. SIDE COVER *TYPE2*	1		
	87137-KSH-930ZC	STRIPE, L. SIDE COVER *TYPE3*	1		
	87137-KSH-930ZD	STRIPE, L. SIDE COVER *TYPE4*	1		
	87137-KSH-930ZE	STRIPE, L. SIDE COVER *TYPE5*	1		

PART NO. INDEX

Part Number	Address	Page	Ref.	Part Number	Address	Page	Ref.	Part Number	Address	Page	Ref.	Part Number	Address	Page	Ref.
94050-08070	G16	75	20	95701-10038-00	G6	65	17								
94050-08080	G10	69	6	95701-10045-00	G6	65	18								
94050-10000	G16	75	21	95801-08085-00	G16	75	24								
94101-06000	G6	65	14												
94101-06800	G13	72	16	96000											
94101-08000	F3	46	33												
	G8	67	17	96001-06008-02	G8	67	20								
94101-08700	G16	75	22	96001-06012-02	F16	59	9								
94103-06000	G12	71	22	96001-06014-00	D4	27	28								
94111-05000	D12	35	7		D14	37	31								
94111-08000	F3	46	34	96001-06016-00	D1	24	10								
94111-10000	G8	67	18	96001-06020-00	D9	32	15								
94201-16150	G6	65	15	96001-06022-00	D5	28	4								
94201-20120	G5	64	21	96001-06025-00	D2	25	16								
94201-20150	F13	56	17		D9	32	16								
	G8	67	19		F3	46	35								
94201-30250	G7	66	7	96001-06028-00	G3	62	18								
94305-20102	D14	37	30	96001-06040-00	D6	29	12								
94601-15000	D15	38	6		D9	32	17								
94608-50000	F10	53	26	96001-06050-00	D6	29	13								
					D9	32	18								
95000				96140-63020-10	F12	55	17								
					F14	57	18								
95002-02070	G3	62	16	96211-08000	G5	64	26								
95002-02080	F15	58	14												
95002-02089	E4	43	22	98000											
95002-02659	E4	43	23												
95002-45000	G2	61	19	98200-22000	G15	74	24								
95003-10038-10	G2	61	20												
95005-75240-20	G3	62	17	99000											
95011-61000	G4	63	8												
	G16	75	23	99008-02000	H1	76	5								
95014-16000	F13	56	18	99102-KSH-0000	E4	43	24								
	F14	57	17	99103-KRF-0000	E4	43	25								
95014-71702	G7	66	8												
95014-73300	G5	64	22												
95014-75110	D7	30	13												
95015-32001	G5	64	23												
95015-42000	G5	64	24												
95015-53000	G5	64	25												
95015-81000	G6	65	16												
95018-44250	G2	61	21												
95018-54250	G2	61	22												
95701-06010-00	F8	51	4												
95701-06012-00	F8	51	5												
	F11	54	15												
95701-06016-00	G10	69	7												
	G12	71	23												
95701-06020-00	F7	50	20												
95701-06020-07	G14	73	22												
95701-06025-00	F7	50	21												
95701-06025-07	G15	74	23												
95701-06028-00	D12	35	8												
95701-06030-00	D1	24	9												
95701-06035-00	F13	56	19												
95701-08025-00	F15	58	15												
95701-08028-00	F7	50	22												
95701-08030-00	D4	27	27												
95701-08040-00	F7	50	23												

PART NAME INDEX

J 1

Part name	Address	Page	Ref.	Part name	Address	Page	Ref.	Part name	Address	Page	Ref.
[A]				BOLT, FLANGE, 6MM	G2	61	14	BOLT, RECESSED, 6X55	D14	37	29
ADJUSTER G, CHAIN	F13	56	18	BOLT, FLANGE, 6X10	F8	51	4	BOLT, ROTOR SETTING	D10	33	7
	F14	57	17	BOLT, FLANGE, 6X12	F8	51	5	BOLT, SETTING	D12	35	2
ARM ASSY., KICK STARTER	G5	64	3		F11	54	15	BOLT, SIDE STAND PIVOT	G7	66	4
ARM, EX. ROCKER	D3	26	11		F16	59	9	BOLT, SOCKET	F9	52	20
ARM, IN. ROCKER	D3	26	9	BOLT, FLANGE, 6X14	D4	27	28	BOLT, SOCKET, 8X18	D10	33	6
ARM, RR. BRAKE	F13	56	7		D14	37	31	BOLT, SPECIAL FLANGE, 10X34	G5	64	16
ARM, RR. BRAKE STOPPER	G8	67	5	BOLT, FLANGE, 6X16	D1	24	10	BOLT, SPECIAL FLANGE, 6X22	D7	30	9
AXLE, FR. WHEEL	F12	55	2		D3	26	19	BOLT, SPECIAL FLANGE, 8X25	G5	64	18
AXLE, RR. WHEEL	F14	57	4		G10	69	7	BOLT, SPECIAL FLANGE, 8X60	G16	75	14
					G12	71	23	BOLT, SPECIAL FLANGE, 8X65	G16	75	12
				BOLT, FLANGE, 6X20	D9	32	15	BOLT, SPECIAL FLANGE, 8X73	G16	75	13
					F7	50	20	BOLT, STOPPER TENSIONER SHAFT	D10	33	9
					G5	64	17	BOLT, STUD, 6X28	D2	25	7
					G14	73	22	BOLT, STUD, 6X38	D2	25	8
				BOLT, FLANGE, 6X22	D5	28	4	BOLT, SWINGARM PIVOT	G8	67	12
					F5	48	14	BOLT, WIRE ADJUSTING	F4	47	13
				BOLT, FLANGE, 6X25	D2	25	16	BOOT B, BUSH	F11	54	9
					D9	32	16	BOOT COMP.	F5	48	4
					D13	36	17	BOSS, KICK PEDAL	G5	64	7
					F3	46	35	BOX ASSY., PILOT	F2	45	20
					F7	50	21	BOX ASSY., SPEEDOMETER GEAR	F12	55	8
					G15	74	23	BRACKET SUB ASSY., L. FR.			
				BOLT, FLANGE, 6X28	D12	35	8	CALIPER	F11	54	11
					G3	62	18	BRACKET, BACK REST	F16	59	4
				BOLT, FLANGE, 6X30	D1	24	9	BRACKET, LICENSE PLATE	G12	71	11
				BOLT, FLANGE, 6X35	F13	56	19	BRACKET, L. PILLION STEP	G6	65	7
				BOLT, FLANGE, 6X38	F16	59	8	BRACKET, R. PILLION STEP	G6	65	6
				BOLT, FLANGE, 6X40	D6	29	12	BRIDGE, FORK TOP	F6	49	4
					D9	32	17	BULB	F1	44	7
				BOLT, FLANGE, 6X50	D6	29	13	BULB, HEADLIGHT	F1	44	8
					D9	32	18	BULB, TAILLIGHT	G12	71	8
				BOLT, FLANGE, 6X8	G8	67	20	BULB, WEDGE BASE	F2	45	3
				BOLT, FLANGE, 7X54	F6	49	5				
				BOLT, FLANGE, 8X25	F15	58	15	BULB, WINKER	G11	70	8
				BOLT, FLANGE, 8X28	F7	50	22	BUSH B	F11	54	8
				BOLT, FLANGE, 8X30	D4	27	27	BUSH, RR. WHEEL DAMPER	F14	57	3
				BOLT, FLANGE, 8X40	F7	50	23	BUSH, RUBBER UPPER	G9	68	5
				BOLT, FLANGE, 8X70	G16	75	15	BUSH, SWINGARM	G8	67	7
				BOLT, FLANGE, 8X85	G16	75	24				
				BOLT, FR. DISK, 8X24	F12	55	12	[C]			
				BOLT, FR. FORK	F9	52	21	CABLE COMP., CLUTCH	F4	47	3
				BOLT, FR. WINKER	G11	70	9	CABLE COMP., SPEEDOMETER	F3	46	23
				BOLT, HANDLE LEVER	F5	48	16	CABLE COMP., THROTTLE	F4	47	1
				BOLT, HEX. SOCKET, 8X32	F6	49	6	CABLE, BATTERY EARTH	G13	72	9
				BOLT, HEX., 5X20	D8	31	19	CABLE, STARTER MAGNETIC			
				BOLT, HEX., 5X25	G12	71	19	BATTERY	G13	72	4
				BOLT, HEX., 6X10	E1	40	28	CABLE, STARTER MOTOR	G13	72	6
				BOLT, HEX., 6X12	D1	24	8	CALIPER SUB ASSY., L. FR.	F11	54	10
				BOLT, HEX., 6X20	G6	65	12	CAMSHAFT COMP.	D3	26	3
				BOLT, HEX., 6X25	E2	41	19	CAM, CLUTCH LIFTER	D6	29	6
				BOLT, HEX., 6X28	G11	70	10	CAM, GEARSHIFT	E2	41	6
				BOLT, HEX., 8X40	G5	64	20	CAM, RR. BRAKE	F13	56	4
				BOLT, HEX., 8X79	D2	25	9	CAP ASSY., NOISE SUPPRESSOR	G14	73	4
				BOLT, L. STEERING HANDLE LEVER				CAP COMP., FUEL FILLER	F15	58	10
				PIVOT	F4	47	17	CAP, 30MM	D9	32	8
				BOLT, METER SETTING	F3	46	26	CAP, A.C. GENERATOR	D9	32	7
				BOLT, OIL, 10X22	F5	48	17	CAP, BLEEDER	F11	54	4
				BOLT, RECESSED, 6X14	G13	72	15				

5

PART NAME INDEX

Part name	Address	Page	Ref.	Part name	Address	Page	Ref.	Part name	Address	Page	Ref.	
CAP, CABLE SEALING	E4	43	13	COLLAR, METER SETTING	F2	45	2	DISK, CLUTCH FRICTION.....	D7	30	3	
CAP, CLUTCH ROLLER SPRING	D10	33	3		G6	65	1	DISK, FR. BRAKE.....	F12	55	11	
CAP, DUST SEAL	G8	67	9	COLLAR, MUFFLER MOUNTING	G4	63	6	DOWEL PIN, 10X14.....	D1	24	6	
CAP, HOLE, 36MM	D13	36	4	COLLAR, PILLION STEP	G6	65	10		D3	26	24	
CAP, LOCK NUT	F4	47	14	COLLAR, PIVOT DISTANCE	G8	67	8		D9	32	11	
CAP, MASTER CYLINDER	F5	48	7	COLLAR, RR. AXLE DISTANCE	F14	57	6		D13	36	21	
CAP, OIL FILTER ROTOR	D8	31	7	COLLAR, RR. BRAKE PANEL SIDE ..	F13	56	2	DOWEL PIN, 10X20.....	D5	28	3	
CAP, SOCKET BOLT, 8MM	F6	49	11	COLLAR, RR. CUSHION RUBBER				DOWEL PIN, 8X14.....	D6	29	7	
CAP, TOOL BOX	G2	61	11		BUSH	G9	68	3	DRIVER, SCREW.....	H1	76	1
CARBURETOR ASSY.	E4	43	12	COLLAR, RR. WHEEL SIDE	F14	57	5	DRUM, GEARSHIFT.....	E2	41	5	
CARRIER COMP., RR.	G10	69	4	COLLAR, RUBBER BUSH	G9	68	2	DUCT, AIR CLEANER IN.....	G2	61	5	
CASE COMP., L. BOTTOM	F9	52	15	COLLAR, SEAT BELT SETTING.....	F16	59	3	DUST SEAL.....	F9	52	24	
CASE COMP., R. BOTTOM	F9	52	9	COLLAR, SPECIAL	F7	50	18	DUST SEAL, 22X42X7	F12	55	14	
CASE, AIR CLEANER	G2	61	2	COLLAR, SPRING	F9	52	4	DUST SEAL, 28X42X7	F14	57	15	
CASE, DRIVE CHAIN	G8	67	1	COLLAR, STAND RUBBER SETTING ..	G12	71	9	DUST SEAL, 40X50X5	F12	55	15	
CASE, HEADLIGHT	F1	44	9	CORD COMP., PILOT	F3	46	22	DUST SEAL, BRAKE CAM.....	F13	56	9	
CENTER COMP., CLUTCH	D7	30	2	CORD COMP., TAILLIGHT	G12	71	6	DUST SEAL, STEERING HEAD.....	F7	50	6	
CHAIN, DRIVE	G8	67	3	COTTER, VALVE	D3	26	18					
CHAMBER SET, FLOAT	E4	43	9	COUNTERSHAFT COMP.	D16	39	2	[E]				
CIRCLIP	F5	48	20	COVER	F4	47	2	ELEMENT COMP., AIR CLEANER	G2	61	4	
	G5	64	5	COVER B, STARTER MAGNETIC				EMBLEM, L.	H3	78	6	
CIRCLIP, EXTERNAL, 12MM	E2	41	16		TERMINAL	G13	72	5	EMBLEM, PRODUCT.....	F3	46	25
CIRCLIP, EXTERNAL, 14MM	E2	41	17	COVER COMP.	F3	46	21	EMBLEM, R.	H3	78	5	
CIRCLIP, EXTERNAL, 16MM	E3	42	14	COVER COMP., L. CRANKCASE	D9	32	1					
CIRCLIP, EXTERNAL, 53MM	F14	57	13	COVER COMP., R. CRANKCASE	D6	29	1	[F]				
CLAMPER COMP., BRAKE HOSE	F5	48	3	COVER SET, L. SIDE	G1	60	4	FENDER B, RR.	G10	69	3	
CLAMPER, WIRE HARNESS	D13	36	12	COVER SET, R. SIDE	G1	60	3	FENDER COMP., FR.	F8	51	3	
CLAMP A, BRAKE HOSE	F8	51	1	COVER SUB ASSY., AIR CLEANER ..	G2	61	7	FENDER COMP., RR.	G10	69	2	
CLAMP, TUBE	G3	62	14	COVER, BATTERY TERMINAL	G13	72	8	FILTER COMP., AIR.....	G3	62	4	
CLIP, 4X50	G12	71	18	COVER, CYLINDER HEAD	D1	24	2	FILTER, CUP.....	F15	58	6	
CLIP, CABLE	G16	75	2	COVER, FR.	F7	50	12	FLOAT SET.....	E4	43	3	
CLIP, FUEL HOSE	G3	62	13	COVER, L. FR. FORK	F9	52	18	FLYWHEEL COMP.	D10	33	4	
CLIP, HIGH TENSION CORD	D2	25	6	COVER, L. HANDLE LEVER	F4	47	10	FOLLOWER, CAM.....	D3	26	4	
CLIP, OIL DRAIN TUBE	G3	62	2	COVER, L. RR. CRANKCASE	D9	32	3	FORK ASSY., L. FR.	F9	52	14	
CLIP, PISTON PIN, 15MM	D15	38	6	COVER, REDUCTION GEAR	D9	32	2	FORK ASSY., R. FR.	F9	52	2	
CLIP, TUBE	E4	43	22	COVER, R. FR. FORK	F9	52	17	FORK, CENTER GEARSHIFT.....	E2	41	3	
			23	COVER, STARTER MOTOR TERMINAL ..	G13	72	7	FORK, L. GEARSHIFT.....	E2	41	2	
	F15	58	14	CRANKCASE COMP., L.	D13	36	3	FORK, R. GEARSHIFT.....	E2	41	1	
	G2	61	1	CRANKCASE COMP., R.	D13	36	1	FUSE B.....	G15	74	24	
			19	CRANKSHAFT COMP.	D15	38	1					
	G3	62	12	CUP SET, FUEL STRAINER	F15	58	4	[G]				
			16	CUSHION ASSY., RR.	G9	68	1	GASKET SET.....	E4	43	1	
CLIP, WIRE HARNESS	G16	75	1	CUSHION, C.D.I. UNIT	G14	73	1	GASKET, CRANKCASE.....	D13	36	2	
COCK ASSY., FUEL	F15	58	2	CUSHION, FR. FORK COVER LOWER ..	F9	52	19	GASKET, CYLINDER.....	D5	28	2	
COIL ASSY., IGNITION	G14	73	3	CUSHION, FR. FORK COVER UPPER ..	F9	52	16	GASKET, CYLINDER HEAD.....	D2	25	3	
COLLAR A, AIR CLEANER	F2	45	1	CUSHION, FUEL STRAINER	G3	62	3	GASKET, EX. PIPE	G4	63	3	
COLLAR COMP., EX. PIPE JOINT ..	G4	63	2	CUSHION, FUEL TANK FR.	F15	58	8	GASKET, L. CRANKCASE COVER	D9	32	5	
COLLAR, 8MM	F15	58	12	CUSHION, FUEL TANK RR.	F15	58	9	GASKET, OIL FILTER CAP.....	D8	31	11	
COLLAR, BACK REST BRACKET	F16	59	6	CUSHION, METER	F2	45	17	GASKET, OIL PUMP.....	D8	31	2	
COLLAR, BATTERY TRAY SETTING ..	G12	71	13	CUSHION, NUMBER PLATE	G12	71	12	GASKET, R. CRANKCASE COVER	D6	29	2	
COLLAR, CHAIN SLIDER	G8	67	6	CYLINDER COMP.	D5	28	1	GAUGE, OIL LEVEL.....	D6	29	3	
COLLAR, COUNTERSHAFT FIRST	D16	39	4	CYLINDER SET, MASTER	F5	48	11	GEAR COMP., REDUCTION.....	D11	34	2	
COLLAR, CUSHION RUBBER	D9	32	10	CYLINDER SUB ASSY., FR. BRAKE				GEAR COMP., STARTER.....	D16	39	14	
COLLAR, FR. AXLE DISTANCE	F12	55	4		MASTER	F5	48	5	GEAR COMP., STARTING DRIVEN	D11	34	1
COLLAR, FR. WHEEL SIDE	F12	55	3	C.D.I. UNIT	G14	73	2	GEAR ONLY, IDLE STARTER.....	D16	39	15	
COLLAR, HEADLIGHT CASE	F1	44	10					GEAR, COUNTERSHAFT FIFTH.....	D16	39	13	
COLLAR, IDLE STARTER GEAR	D16	39	5	[D]								
COLLAR, KICK SPINDLE	E3	42	6	DIAPHRAGM.....	F5	48	9					
COLLAR, METER	G3	62	10									

PART NAME INDEX

J 3

Part name	Address	Page	Ref.	Part name	Address	Page	Ref.	Part name	Address	Page	Ref.
GEAR, COUNTERSHAFT FOURTH	D16	39	11	KEY, BLANK	F2	45	7	NUT, HEX., 8MM	F13	56	16
GEAR, COUNTERSHAFT LOW	D16	39	3	KEY, WOODRUFF, 25X14	D15	38	5		G8	67	16
GEAR, COUNTERSHAFT SECOND	D16	39	7					NUT, LOCK	F4	47	18
GEAR, COUNTERSHAFT THIRD	D16	39	9	[L]							19
GEAR, MAINSHAFT FIFTH	D16	39	12	LABEL, DRIVE	H2	77	5	NUT, LOCK, 16MM	D8	31	16
GEAR, MAINSHAFT FOURTH	D16	39	10	LABEL, DRIVE CHAIN	H2	77	4	NUT, L. HEADLIGHT SETTING	F1	44	11
GEAR, MAINSHAFT SECOND	D16	39	6	LABEL, RR. CARRIER	H2	77	1	NUT, RR. CUSHION UPPER	G9	68	6
GEAR, MAINSHAFT THIRD	D16	39	8	LABEL, TIRE	H2	77	2	NUT, SPECIAL, 10MM	F14	57	12
GEAR, OIL PUMP DRIVE	D8	31	3	LENS, TAILLIGHT	G12	71	3	NUT, SPECIAL, 14MM	F12	55	13
GEAR, PRIMARY DRIVE	D8	31	12	LENS, WINKER	G11	70	2		F13	56	12
GEAR, SPEEDOMETER	F12	55	9						G8	67	13
GRIP	H1	76	2	LEVER ASSY., L. HANDLE	F4	47	12	NUT, SPECIAL, 6MM	F13	56	11
GRIP COMP., L. HANDLE	F4	47	9	LEVER COMP., CLUTCH	D6	29	4	NUT, STEERING STEM	F6	49	8
GROMMET A, RR. COVER	G3	62	1	LEVER SET, CHOKE	E4	43	7	NUT, TAPPET ADJUSTING	D3	26	21
GROMMET, AIR CLEANER CASE	G1	60	2	LEVER, L. STEERING HANDLE	F4	47	11	[O]			
GROMMET, SIDE COVER	F7	50	15	LEVER, R. STEERING HANDLE	F5	48	12	OIL PUMP ASSY.	D8	31	1
GROMMET, WIRE	F8	51	2	LOCK, STEERING HANDLE	F7	50	10	OIL SEAL, 14X22X5	D13	36	23
GROMMET, WIRE HARNESS	G10	69	1					OIL SEAL, 14X28X7	D13	36	25
GUARD, AIR CLEANER	G16	75	9	[M]				OIL SEAL, 16X28X7	D6	29	9
GUARD, BATTERY	G13	72	13	MAINSHAFT, TRANSMISSION	D16	39	1	OIL SEAL, 20X34X7	D14	37	26
GUIDE, SPEEDOMETER CABLE	F11	54	5	MARK, BATTERY CAUTION	H2	77	3	OIL SEAL, 34X50X7	D13	36	24
GUIDE, TUBE	D1	24	3	MARK, RR.	G12	71	15	O-RING	D12	35	5
GUIDE, VALVE	D2	25	2	METER ASSY., COMBINATION	F2	45	8		E4	43	11
[H]				MIRROR COMP., L.	F4	47	16		F15	58	5
HARNESS, WIRE	G14	73	7	MIRROR COMP., R.	F4	47	15	O-RING, 10X1.6	D2	25	13
HEADLIGHT ASSY.	F1	44	1	MOTOR ASSY., STARTING	D12	35	1	O-RING, 13X2.5	D14	37	28
HEADLIGHT UNIT	F1	44	4	MUFFLER COMP., EX.	G4	63	4	O-RING, 13.8X2.5	D9	32	13
HEAD COMP., CYLINDER	D2	25	1					O-RING, 17X2.5	D4	27	26
HOLDER ASSY., HELMET	G16	75	10	[N]				O-RING, 18X3	D6	29	10
HOLDER COMP., ELEMENT	G2	61	3	NEEDLE SET, JET	E4	43	2	O-RING, 20X2.5	D3	26	25
HOLDER COMP., L. STEP	G5	64	15	NUT-WASHER, 6MM	D12	35	4	O-RING, 23X2.8	F10	53	26
HOLDER COMP., R. STEP	G5	64	14	NUT B, BRAKE ROD ADJUSTING	G5	64	24	O-RING, 29.7X2.4	D9	32	12
HOLDER, CLUTCH WIRE	D13	36	10	NUT, CAP, 10MM	G9	68	10	O-RING, 33.5X3	D2	25	14
HOLDER, HANDLE PIPE UPPER	F6	49	3	NUT, CAP, 6MM	F3	46	31	O-RING, 35X3	D14	37	27
HOLDER, MASTER CYLINDER	F5	48	8		G4	63	7	O-RING, 63X3	D9	32	14
HOLDER, NEEDLE JET	E4	43	16	NUT, CAP, 8MM	F3	46	32	O-RING, 6.8X1.9	D6	29	11
HOLDER, PUSH PLUG	D13	36	5	NUT, CLIP, 6MM	G2	61	15		F3	46	28
HOLDER, ROCKER ARM	D3	26	2	NUT, CYLINDER HEAD	D2	25	10	O-RING, 9.4X2.4	D8	31	18
HORN ASSY.	F7	50	2	NUT, FIXING	F4	47	20	O-RING, 9.8X1.9	D1	24	7
HOSE COMP., FR. BRAKE	F5	48	2	NUT, FLANGE CAP, 8MM	G16	75	16	OUTER COMP., CLUTCH	D7	30	1
[I]				NUT, FLANGE, 10MM	G16	75	21	OUTER COMP., STARTING CLUTCH	D10	33	1
INDICATOR, RR. BRAKE	F13	56	5	NUT, FLANGE, 6MM	D2	25	15	[P]			
INSULATOR, CARBURETOR	D2	25	4		D12	35	6	PACKING B, TAILLIGHT BASE	G12	71	7
[J]					G3	62	15	PACKING, CYLINDER HEAD COVER	D1	24	4
JET, MAIN	E4	43	24		G11	70	12	PACKING, FUEL STRAINER CUP	F15	58	1
JET, SLOW	E4	43	25	NUT, FLANGE, 7MM	G6	49	9	PACKING, TAILLIGHT	G12	71	5
JOINT B, BRAKE ARM	G5	64	23	NUT, FLANGE, 8MM	G10	69	6	PACKING, WINKER LENS	G11	70	3
JOINT B, DRIVE CHAIN	G8	67	4		G16	75	19	PAD COMP., BACKREST	F16	59	7
JOINT, EX. PIPE	G4	63	1	NUT, HEX., 10MM	G7	66	6	PAD SET, FR.	F11	54	2
[K]				NUT, HEX., 6MM	F5	48	18	PANEL COMP., RR. BRAKE	F13	56	3
KEY SET	F2	45	5		F7	50	19	PEDAL COMP., RR. BRAKE	G5	64	11
					F10	53	25	PEDAL, GEAR CHANGE	G5	64	1
					F13	56	15	PIECE, OIL LOCK	F9	52	10
					F14	57	16	PINION, KICK STARTER	E3	42	1
								PIN A, PILLION STEP	G6	65	16

PART NAME INDEX

J 4

Part name	Address	Page	Ref.	Part name	Address	Page	Ref.	Part name	Address	Page	Ref.
PIN C, JOINT	G5	64	25	RIM COMP., HEADLIGHT	F1	44	2	SCREW, OVAL, 6X45	F6	49	7
PIN, CLUTCH LIFTER GUIDE	D7	30	7	RING	D12	35	3	SCREW, PAN, 3X10	G11	70	11
PIN, HANGER	F11	54	13	RING SET, PISTON	D15	38	2	SCREW, PAN, 4X30	F3	46	29
PIN, LOCK, 8MM	D8	31	17	RING, BACK UP	F9	52	8	SCREW, PAN, 5X10.5	F1	44	12
PIN, PISTON	D15	38	4	RING, L. METER SETTING	F2	45	13	SCREW, PAN, 5X25	F4	47	21
PIN, SPLIT, 1.6X15	G6	65	15	RING, OIL SEAL STOP	F9	52	23	SCREW, PAN, 5X35	F4	47	22
PIN, SPLIT, 2.0X12	G5	64	21	RING, PISTON	F9	52	11	SCREW, PAN, 5X6	G2	61	17
PIN, SPLIT, 2.0X15	D6	29	8	RING, R. METER SETTING	F2	45	12	SCREW, PAN, 6X12	F3	46	30
	F13	56	17	RIVET, BLIND, 3.2X9	G16	75	17	SCREW, PAN, 6X22	G14	73	21
	G8	67	19	ROD COMP., PUSH	D3	26	10	SCREW, PAN, 6X50	D13	36	19
PIN, SPLIT, 3.0X25	G7	66	7	ROD COMP., RR. BRAKE	G5	64	10	SCREW, PAN, 6X95	D13	36	14
PIN, SPRING, 2X10	D14	37	30	ROD, CLUTCH LIFTER	D7	30	8	SCREW, SPECIAL, 6X18	G1	60	5
PIN, SPRING, 2X14	G2	61	16	ROLLER, 10.2X11.5	D10	33	10	SCREW, TAPPET ADJUSTING	D3	26	20
PIPE COMP., AIR SUCTION	D1	24	1	ROLLER, 4X10	E2	41	18	SCREW, TAPPING, 4.2X38	G12	71	16
PIPE COMP., FR. FORK	F9	52	6	ROTOR COMP., OIL FILTER	D8	31	6	SCREW, TAPPING, 6X12	G8	67	15
PIPE COMP., THROTTLE GRIP	F4	47	8	ROTOR, OIL PUMP INNER	D8	31	4	SCREW, U-LOCK FLAT, 6X12	F7	50	16
PIPE, SEAT	F9	52	12	ROTOR, OIL PUMP OUTER	D8	31	5	SEAL SET, FR. FORK	F9	52	13
PIPE, STEERING HANDLE	F6	49	1	RUBBER A, SHOCK	G13	72	11	SEAL SET, PISTON	F11	54	1
PISTON	D15	38	3	RUBBER A, STAND STOPPER	G4	63	8	SEAL, AIR CLEANER CASE	G2	61	6
	F11	54	6		G16	75	23	SEAL, VALVE STEM	D3	26	1
PIVOT, SHIFT DRUM STOPPER ARM	E2	41	13	RUBBER B, JOINT	G9	68	4	SEAT COMP., DOUBLE	F16	59	1
PLATE A2, FIXING	D16	39	17	RUBBER B, SHOCK	G13	72	12	SEAT, VALVE SPRING OUTER	D3	26	17
PLATE ASSY., LICENSE	G12	71	10	RUBBER, BACK REST BRACKET	F16	59	5	SET RING, 20MM	D7	30	11
PLATE COMP., RATCHET GUIDE	E3	42	8	RUBBER, BATTERY BOX	G13	72	14		E1	40	24
PLATE, CLUTCH	D7	30	4	RUBBER, BATTERY CUSHION	G2	61	10		E3	42	13
PLATE, CLUTCH LIFTER	D7	30	6	RUBBER, CHANGE PEDAL	G5	64	2	SHAFT COMP., RR. BRAKE PIVOT	G5	64	13
PLATE, CLUTCH PRESSURE	D7	30	5	RUBBER, CUSHION	D9	32	6	SHAFT, CAM FOLLOWER	D3	26	5
PLATE, DIAPHRAGM	F5	48	10		G12	71	14	SHAFT, CAM GEAR	D3	26	6
PLATE, FR. ENGINE HANGER	G16	75	4	RUBBER, FR. COVER MOUNTING	G1	60	1	SHAFT, GEARSHIFT FORK GUIDE	E2	41	4
PLATE, GEARSHIFT	E2	41	10	RUBBER, METER MOUNTING	F2	45	14	SHAFT, MAIN STAND PIVOT	G7	66	2
PLATE, GEAR SETTING	D13	36	11	RUBBER, METER SETTING	F2	45	18	SHAFT, REDUCTION	D11	34	3
PLATE, L. ENGINE HANGER UPPER	G16	75	6	RUBBER, MUFFLER MOUNTING	G4	63	5	SHAFT, ROCKER ARM	D3	26	12
PLATE, METER SETTING	F2	45	10	RUBBER, PEDAL	G5	64	6	SHAFT, STARTER GEAR	D11	34	4
PLATE, R. ENGINE HANGER UPPER	G16	75	5	RUBBER, PILLION STEP	G6	65	8	SHOE SET, BRAKE	F13	56	1
PLATE, SETTING	E4	43	14	RUBBER, RR. COVER MOUNTING	D9	32	4	SLIDER, CHAIN	G8	67	10
PLATE, SPRING JOINT	F9	52	5	RUBBER, RR. FENDER CUSHION	F7	50	14	SOCKET ASSY., HEADLIGHT	F1	44	5
PLATE, SPRING STOPPER	D3	26	8		G14	73	15	SOCKET COMP.	F2	45	15
PLUG, BEARING PUSH	D13	36	6	RUBBER, STEP	G6	65	5		F1	44	6
PLUG, CHAIN CASE	G8	67	2	RUBBER, STOPPER ARM	F13	56	8	SPANNER, PIN	H1	76	3
PLUG, PIN	F11	54	12	RUBBER, WIND GUARD	G16	75	8	SPEEDOMETER ASSY.	F2	45	9
PLUG, SPARK, 58	D2	25	5					SPINDLE COMP., GEARSHIFT	E2	41	9
PLUG, SPARK, 59	D2	25	5	[S]				SPINDLE, KICK STARTER	E3	42	3
PLUG, USELESS HOLE	F3	46	24	SCREEN SET, FUEL STRAINER	F15	58	3	SPRING C, BRAKE ROD	G5	64	22
PROTECTOR	F5	48	6	SCREEN, OIL FILTER	D13	36	8	SPRING G, MAIN STAND	G7	66	8
				SCREW-WASHER, 4X10	E4	43	19	SPRING, BEARING PUSH	D13	36	7
[R]								SPRING, BRAKE PEDAL	G5	64	12
RACE, STEERING BALL	F7	50	3	SCREW-WASHER, 4X12	F5	48	15	SPRING, BRAKE SHOE	F13	56	6
RACE, STEERING BOTTOM CONE	F7	50	5	SCREW-WASHER, 4X16	E4	43	21	SPRING, CAMSHAFT	D3	26	7
RACE, STEERING TOP CONE	F7	50	4	SCREW-WASHER, 5X14	G2	61	18	SPRING, CLUTCH	D7	30	13
RATCHET, KICK STARTER	E3	42	2	SCREW-WASHER, 6X10	G16	75	18	SPRING, CLUTCH LEVER	D6	29	5
RECTIFIER ASSY., REGULATE	G14	73	5	SCREW SET A	E4	43	5	SPRING, FR. FORK	F9	52	3
RECTIFIER ASSY., SILICON	G14	73	6	SCREW SET B	E4	43	8	SPRING, GEARSHIFT PLATE	E2	41	11
REFLECTOR, RR. REFLEX	F9	52	1	SCREW, BLEEDER	F11	54	3	SPRING, GEARSHIFT RETURN	E2	41	12
RELAY ASSY., WINKER	G14	73	10	SCREW, FLAT, 4X12	D8	31	13	SPRING, KICK STARTER	E3	42	5
RELAY COMP., WINKER	G14	73	11		F5	48	13	SPRING, KICK STARTER ARM	G5	64	4
RETAINER, GEAR BOX	F12	55	6	SCREW, FLAT, 5X12	D8	31	14	SPRING, KICK STARTER RATCHET	E3	42	4
RETAINER, STARTER SPRING	E3	42	7	SCREW, FLAT, 6X30	D8	31	15	SPRING, OIL FILTER SCREEN	D13	36	9
RETAINER, VALVE SPRING	D3	26	16	SCREW, OVAL, 5X16	F12	55	16	SPRING, OIL THROUGH	D8	31	9

PART NAME INDEX

J 5

Part name	Address	Page	Ref.	Part name	Address	Page	Ref.	Part name	Address	Page	Ref.
SPRING, PAD	F11	54	7	TUBE, AIR CLEANER CONNECTING ..	G2	61	8	WASHER, SPECIAL, 6MM	F7	50	17
SPRING, REBOUND	F9	52	7	TUBE, AIR SUCTION VALVE	G3	62	9	WASHER, SPEEDOMETER GEAR	F12	55	10
SPRING, SHIFT DRUM STOPPER ...	E2	41	8	TUBE, AIR VENT	E4	43	18	WASHER, SPRING, 10MM	G8	67	18
SPRING, SIDE STAND	G7	66	5	TUBE, BATTERY BREATHER	G13	72	3	WASHER, SPRING, 5MM	D12	35	7
SPRING, STARTING CLUTCH ROLLER	D10	33	2	TUBE, BREATHER	G2	61	9	WASHER, SPRING, 8MM	F3	46	34
SPRING, STOP SWITCH	G5	64	9	TUBE, FUEL	F15	58	11	WASHER, STEERING HEAD DUST			
SPRING, UNIT HOLDER	F1	44	3	TUBE, OVERFLOW	E4	43	17	SEAL	F7	50	7
SPRING, VALVE	D3	26	15	TUBE, VINYL, 5X8X380	G2	61	20	WASHER, STEERING STEM	F6	49	10
SPROCKET COMP., FINAL DRIVEN	F14	57	1					WASHER, THRUST, 12MM	E3	42	10
SPROCKET, DRIVE	D16	39	16	[V]				WASHER, THRUST, 14MM	D3	26	22
STAND COMP., MAIN	G7	66	1	VALVE ASSY., AIR SUCTION	G3	62	5	SEAL	E2	41	15
STAND COMP., SIDE	G7	66	3	VALVE COMP., FLOAT	E4	43	15	WASHER, THRUST, 15MM	D16	39	18
STATOR COMP.	D10	33	5	VALVE SET, AIR CUT	E4	43	10				
STAY COMP., AIR SUCTION VALVE	G3	62	6	VALVE SET, THROTTLE	E4	43	6	WASHER, THRUST, 16.5MM	D16	39	19
STAY COMP., WIND RUBBER	G16	75	7	VALVE, EX.	D3	26	14	WASHER, WAVE, 12MM	D3	26	23
STAY, FR. COVER	F7	50	13	VALVE, IN.	D3	26	13	WEIGHT, STEERING HANDLE	F6	49	2
STAY, HORN	F7	50	11	VALVE, RIM	F12	55	1	WHEEL SUB ASSY., FR.	F12	55	5
STAY, METER SETTING	F2	45	11		F14	57	9	WHEEL SUB ASSY., RR.	F14	57	7
STAY, REGULATOR	G14	73	13	[W]				WINKER ASSY., L. FR.	G11	70	4
STAY, WINKER RELAY	G14	73	14	WASHER A, SPLINE, 20MM	D16	39	22	WINKER ASSY., L. RR.	G11	70	7
STEM SUB ASSY., STEERING	F7	50	8	WASHER A, THRUST, 16MM	E3	42	11	WINKER ASSY., R. FR.	G11	70	1
STOPPER COMP., GEARSHIFT DRUM	E2	41	7	WASHER A, THRUST, 20MM	D16	39	20	WINKER ASSY., R. RR.	G11	70	5
STOPPER, KEY BODY	G2	61	13	WASHER B, SPLINE, 20MM	D7	30	10	WRENCH, BOX	H1	76	4
STOPPER, STEP RUBBER	G6	65	4	WASHER B, THRUST, 16MM	E3	42	9				
STRIPE, L. FUEL TANK	H3	78	4	WASHER B, THRUST, 20MM	D16	39	21				
STRIPE, L. SIDE COVER	H3	78	8	WASHER C, THRUST, 20MM	E3	42	12				
STRIPE, L. STEP HOLDER	H3	78	2	WASHER, 10MM	G9	68	9				
STRIPE, R. FUEL TANK	H3	78	3	WASHER, 10.3MM	G9	68	7				
STRIPE, R. SIDE COVER	H3	78	7	WASHER, 10.5MM	D11	34	5				
STRIPE, R. STEP HOLDER	H3	78	1	WASHER, 12MM	G9	68	8				
SUB CORD, HORN	G14	73	9	WASHER, 53MM	F14	57	2				
SUB HARNESS	G12	71	1	WASHER, 6MM	E2	41	14				
SUSPENSION, WINKER RELAY	G14	73	12	WASHER, 6.5X18	F3	46	27				
SWINGARM SET	G8	67	11	WASHER, 8MM	F13	56	13				
SWITCH ASSY., CHANGE	D13	36	13	WASHER, 8.3MM	F15	58	13				
SWITCH ASSY., COMBINATION & LOCK	F2	45	6	WASHER, DRAIN PLUG, 12MM	D13	36	20				
SWITCH ASSY., FR. STOP	F5	48	1	WASHER, GEARSHIFT DRUM SIDE ...	D9	32	9				
SWITCH ASSY., RR. STOP	G5	64	8	WASHER, OIL BOLT	F5	48	19				
SWITCH ASSY., STARTER LIGHTING				WASHER, OIL FILTER ROTOR							
KILL	F4	47	5	WASHER, PILLION STEP	G6	65	9				
SWITCH ASSY., STARTER MAGNETIC	G13	72	10	WASHER, PLAIN, 12MM	D2	25	11				
SWITCH ASSY., WINKER	F4	47	6	WASHER, PLAIN, 13MM	G5	64	19				
SWITCH COMP., FR. LEVER	F4	47	7	WASHER, PLAIN, 20MM	G12	71	17				
				WASHER, PLAIN, 6MM	G6	65	14				
[T]				WASHER, PLAIN, 6X16	G3	62	11				
TACHOMETER ASSY.	F2	45	19	WASHER, PLAIN, 8MM	F3	46	33				
TAILLIGHT UNIT	G12	71	2		G8	67	17				
TANK SET, FUEL	F15	58	7	WASHER, REGULATOR SETTING	G14	73	16				
THREAD COMP., STEERING HEAD				WASHER, SEALING, 6MM	D1	24	5				
TOP	F7	50	9	WASHER, SEALING, 8MM	D2	25	12				
THROUGH, OIL	D8	31	8	WASHER, SPECIAL	F9	52	22				
TIRE, FR.	F12	55	7								
TIRE, RR.	F14	57	8								
TOP SET	E4	43	4								
TUBE A, AIR SUCTION VALVE	G3	62	7								
TUBE B, AIR SUCTION VALVE	G3	62	8								
TUBE, 7.3X240	G3	62	17								

1

FOREWORD INDEX

2

ENGINE GROUP

3

FRAME GROUP

4

PART NUMBER INDEX

5

PART NAME INDEX

HONDA
The Power of Dreams

August 02, 2008



PARTS CATALOGUE NEWS

Honda Motor Co., Ltd. Service Division

Printed in Japan

CODE NO.	15KSH901
PARTS CATALOGUE NEWS	CCM125SH CCM125SH9
NEWS NO.	001

(CH-KD)KSH

NEW MODEL CCM125SH9-CL TYPE COMPONENT PARTS-MARKETED

This Parts News lists CCM125SH9-CL type parts exclusively and is based on CCM125SH9-AG type listed on the CCM125SH9 Parts Catalogue.

All other parts not listed herein are the same as CCM125SH9-AG type parts.

Model	Area code	Type	Applicable engine serial No.	Applicable frame serial No.	Applicable carburetor identification No.
CCM125SH9	CL	Chile			PDCBC A

NOTE A:PART NO. CHANGE D:NEWLY PROVIDED E:PART NO. DELETION K:REQUIRED NO. CORRECTION L:APPLICATION SERIAL NO. CORRECTION
T:APPLICATION CORRECTION Z:REMARKS CHANGE

PARTS CATALOGUE NEWS

BOOKNo. : 15KSH901

CCM125SH (CCM125SH9).....CL

No.	MODEL		CCM125SH9								
	COLOR		Candy orchid red	Black	Epsilon blue metallic	Pearl cancer white	Force silver metallic	Applicable model		Applicable block No.	Ref.No.
	CODE		R-132C	NH-1	PB-335M	NH-495P	NH-411M				
	Name of colored parts	Basic part No.	R132	NH1	PB335	NH495	NH411	Initial applicable model	Final applicable model		
1	COVER SET, L. SIDE	83750-KSH-930	ZA	ZB	ZC	ZD	ZE			F-15	4
2	COVER SET, R. SIDE	83650-KSH-930	ZA	ZB	ZC	ZD	ZE			F-15	3
3	PANEL COMP., RR. BRAKE	43100-KRF-B40	ZD	ZD	ZD	ZD	ZD			F-11	3
4	STEM SUB ASSY., STEERING	53219-KC2-890	ZA	ZA	ZA	ZA	ZA			F-6	8
5	STRIPE, L. FUEL TANK	87112-KSH-930	ZA	ZB	ZC	ZD	ZE			F-31	4
6	STRIPE, L. SIDE COVER	87137-KSH-930	ZA	ZB	ZC	ZD	ZE			F-31	8
7	STRIPE, R. FUEL TANK	87111-KSH-930	ZA	ZB	ZC	ZD	ZE			F-31	3
8	STRIPE, R. SIDE COVER	87136-KSH-930	ZA	ZB	ZC	ZD	ZE			F-31	7
9	TANK SET, FUEL	17520-KSH-930	ZA	ZB	ZC	ZD	ZE			F-13	7
10	WHEEL SUB ASSY., FR.	44650-KSH-890	ZA	ZA	ZA	ZA	ZA			F-10	5
11	WHEEL SUB ASSY., RR.	42650-KSH-940	ZA	ZA	ZA	ZA	ZA			F-12	7

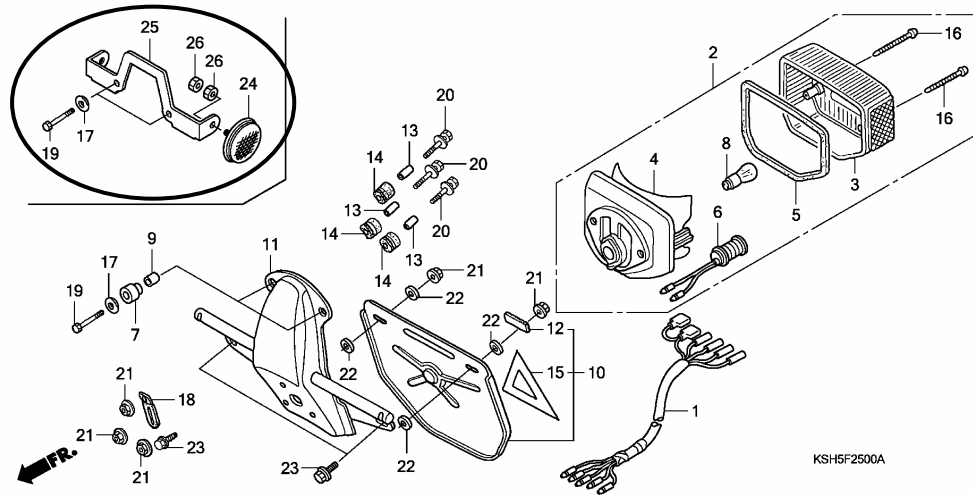
NOTE A:PART NO. CHANGE D:NEWLY PROVIDED E:PART NO. DELETION K:REQUIRED NO. CORRECTION L:APPLICATION SERIAL NO. CORRECTION
T:APPLICATION CORRECTION Z:REMARKS CHANGE

PARTS CATALOGUE NEWS

BOOKNo. : 15KSH901

Block No.	Ref. No.	Part No.	Description	Reqd. QTY	Base Part No.	Parts catalogue code
				CCM125SH 9 1		
F-3	5	35130-KSH-860	SWITCH ASSY., STARTER & ENGINE STOP	1	35150-KSH-890	

F-25 TAILLIGHT



F-25	24	33741-KCW-880	REFLECTOR, SIDE REFLEX	2
	25	84703-KSH-A20	STAY, REFLECTOR	1
	26	94001-06070-0S	NUT, HEX., 6MM	4

NOTE A:PART NO. CHANGE D:NEWLY PROVIDED E:PART NO.DELETION K:REQUIRED NO. CORRECTION L:APPLICATION SERIAL NO. CORRECTION
T:APPLICATION CORRECTION Z:REMARKS CHANGE



PARTS CATALOGUE NEWS

Honda Motor Co., Ltd.
Customer Service Technology Development Division

PARTS CATALOGUE - CORRECTED

Printed in Japan

CODE NO.	15KSH901
PARTS CATALOGUE NEWS	CCM125SH CCM125SH9
NEWS NO.	002

(CH-KD)KSH

Block No.	Ref. No.	Note	Part No.	Description	Reqd. QTY	Serial No.	Parts catalogue code
					CCM125SH 9		
E-3	9	D	14431-397-310	ARM, IN. VALVE ROCKER.....	2		
		E	14431-KRF-S60	*PARTS NO. DELETION			
	11	D	14441-397-310	ARM, EX. VALVE ROCKER.....	2		
		E	14441-KRF-S60	*PARTS NO. DELETION			

NOTE A:PART NO. CHANGE D:NEWLY PROVIDED E:PART NO. DELETION K:REQUIRED NO. CORRECTION L:APPLICATION SERIAL NO. CORRECTION
T:APPLICATION CORRECTION Z:REMARKS CHANGE



PARTS CATALOGUE NEWS

Honda Motor Co., Ltd.
Customer Service Technology Development Division

PARTS CATALOGUE - CORRECTED

Printed in Japan

CODE NO.	15KSH901
PARTS CATALOGUE NEWS	CCM125SH CCM125SH9
NEWS NO.	003

(CH-KD)KSH

Block No.	Ref. No.	Note	Part No.	Description	Reqd. QTY	Serial No.	Parts catalogue code
					CCM125SH 9		
E-13	3	E	13102-KGS-W00	*PARTS NO. DELETION			
		A	13102-KGS-W01	PISTON (0.25)	(1)		
		E	13103-KGS-W00	*PARTS NO. DELETION			
		A	13103-KGS-W01	PISTON (0.50)	(1)		
		E	13104-KGS-W00	*PARTS NO. DELETION			
		A	13104-KGS-W01	PISTON (0.75)	(1)		
		E	13105-KGS-W00	*PARTS NO. DELETION			
		A	13105-KGS-W01	PISTON (1.00)	(1)		

NOTE A:PART NO. CHANGE D:NEWLY PROVIDED E:PART NO.DELETION K:REQUIRED NO. CORRECTION L:APPLICATION SERIAL NO. CORRECTION
T:APPLICATION CORRECTION Z:REMARKS CHANGE



PARTS CATALOGUE NEWS

Honda Motor Co., Ltd.
Customer Service Technology Development Division

PARTS CATALOGUE - CORRECTED

Printed in Japan

CODE NO.	15KSH901
PARTS CATALOGUE NEWS	CCM125SH CCM125SH9
NEWS NO.	004

(CH-KD)KSH

Block No.	Ref. No.	Note	Part No.	Description	Reqd. QTY	Serial No.	Parts catalogue code
F-4	2	A	45125-KSH-934	HOSE COMP., FR. BRAKE	1		
		E	45125-KSH-943	*PARTS NO. DELETION			

NOTE A:PART NO. CHANGE D:NEWLY PROVIDED E:PART NO. DELETION K:REQUIRED NO. CORRECTION L:APPLICATION SERIAL NO. CORRECTION
M:PART DESCRIPTION CORRECTION T:APPLICATION CORRECTION Z:REMARKS CHANGE