



NF1001SH / 3SH

NF1001SH_A
NF1003SH_A

PARTS CATALOGUE

1

FOREWORD INDEX

1

ENGINE GROUP

2

FRAME GROUP

3

PART NUMBER INDEX

4

PART NAME INDEX

5

Instruction for use of parts catalogue

- **This parts catalogue has been created as of November 10, 2009.**
 - Since this date, the sales practice for repair parts may have been changed or the parts may have been eliminated (listed for those not for sale).
 - The modified information is reflected on the latest Electronic Parts Catalogue (EPC). Also, refer to the parts catalogue news for any change.
 - See the parts catalogue news for any revision that is made after November 10, 2009.
- **Always specify the part number when ordering a part.**
 - Check the model, type, serial numbers, color, maker, and the size as needed before ordering a part.
 - Note that the illustrations (part drawings) can differ from the actual parts in shape. They are given just to help you to refer to the parts.
- **When modifications or additions to this parts catalogue are made, a revised edition will be issued at an appropriate time, with successively progressing revision numbers on the cover. We recommend obtaining such revisions in order to keep your parts catalogue up-to-date at all times. To check whether a parts catalogue revision has been issued, please contact your Honda distributor.**

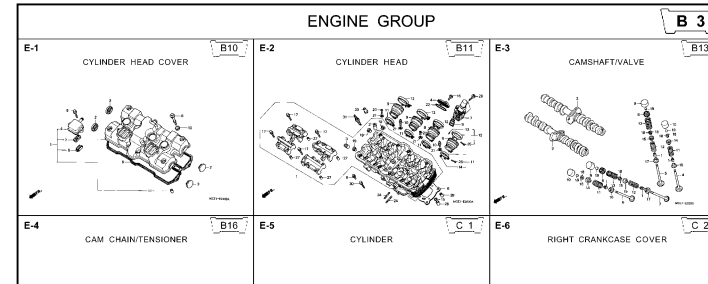
Initial version issue date
November 10, 2009
Honda Motor Co., Ltd.

CONTENTS

	Page	Address No.
● Instruction for use of parts catalogue	1	B 1
● How to refer to the part information	2	B 2
● Part catalogue structure	3	B 3
● When the parts were revised	4	B 4
● Abbreviations used in the parts catalogue	4	B 4
● Part block and serial number check	5	B 5
● Color label attachment position check	5	B 5
● Models, parts catalogue codes and applicable serial numbers	6	B 6
● Color label	7	B 7
● Color chart	8	B 8
● Fuel hose, general purpose hoses and vinyl hose	11	B11
● FLAT RATE SERVICE TIME	15	B15
● Illustrated index	20	C 4
● ENGINE GROUP	27	D 1
● FRAME GROUP	48	F 1
● PART NO. INDEX	85	I 1
● PART NAME INDEX	89	J 1

How to refer to the part information

A Reference with "Illustrated index"

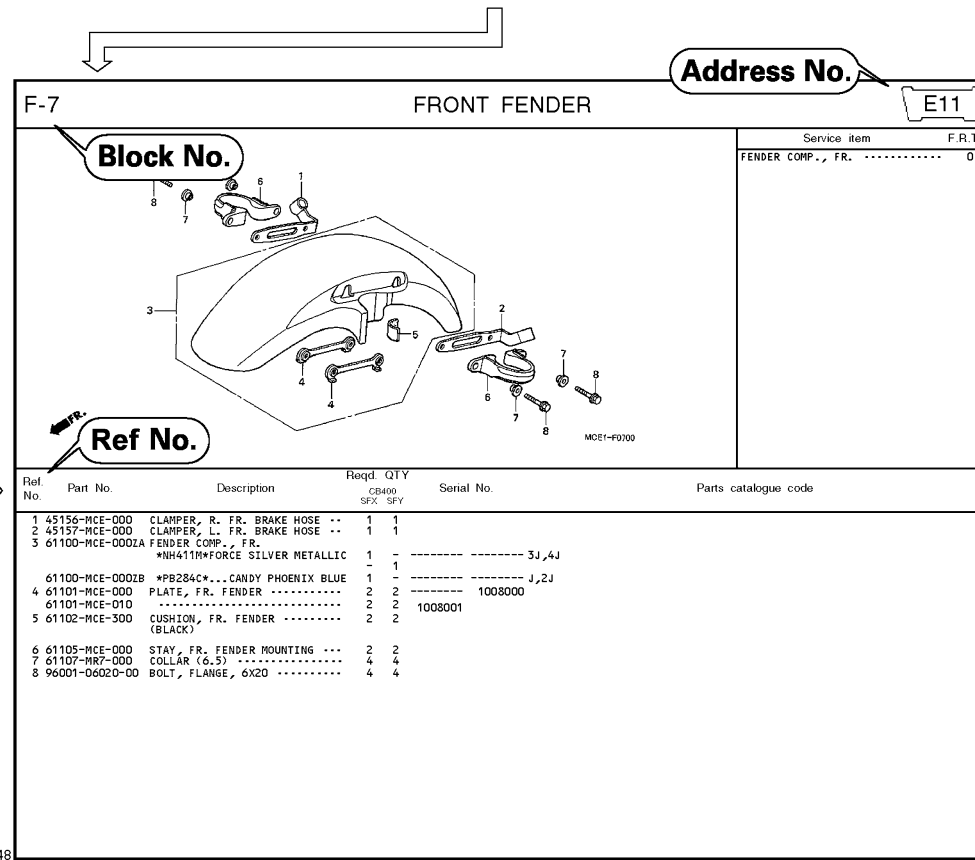


B Reference with "Part number index"

PART NO. INDEX					
Part Number	Address	Page	Ref.	Part Number	Address Page Ref.
04000				13323-MY9-751	C12 28 10 14921
04911-MCE-000	C10	26	1	13324-MY9-751	C12 28 10 14931
				13325-MY9-751	C12 28 10 14932
				13327-MY9-751	C12 28 10 14933
06000				14000	14933
06405-MY5-P00	F13	67	3	14100-MCE-000	B13 13 2 14933
06405-MY5-P10	F13	67	3	14200-MCE-000	B13 13 3 14933
06410-MY9-860	F2	56	1	14321-MCE-000	B16 16 2 14933
06435-MCE-006	F1	55	1	14401-MCE-003	B16 16 3 14933
06451-166-405	E13	51	2	14510-MBE-000	B16 16 4 14934
06451-443-405	F1	55	2	14520-MY9-691	B16 16 5 14934
06451-MA7-405	E13	51	1	14524-MY9-690	B16 16 6 14934
06455-MCE-006	E13	51	3	14546-MCE-000	B16 16 7 14934
				14620-MY9-691	B16 16 8 14934
11000				14711-MCE-000	B13 13 4 14934
11210-MCE-000	C9	25	1	14712-MCE-000	B13 13 5 14934
11330-MCE-305	C2	18	1	14721-MCE-000	B13 13 6 14934
11333-KT8-000	C6	22	1	14722-MCE-000	B13 13 7 14934
11335-MCE-000	C2	18	2	14730-MCE-000	B13 13 8 14934
11360-MCE-000	C7	23	1	14731-MCE-000	B13 13 9 14934
11365-MCE-000	C7	23	2	14731-MY9-751	B13 13 10 14935
11396-MY9-000	C2	18	3	14751-KY2-000	B13 13 11 14935
11631-MCE-000	C5	21	1	14751-MCE-000	B13 13 12 14935
11691-MY9-000	C5	21	2	14761-MCE-000	B13 13 13 14935

C Reference with "Part name index"

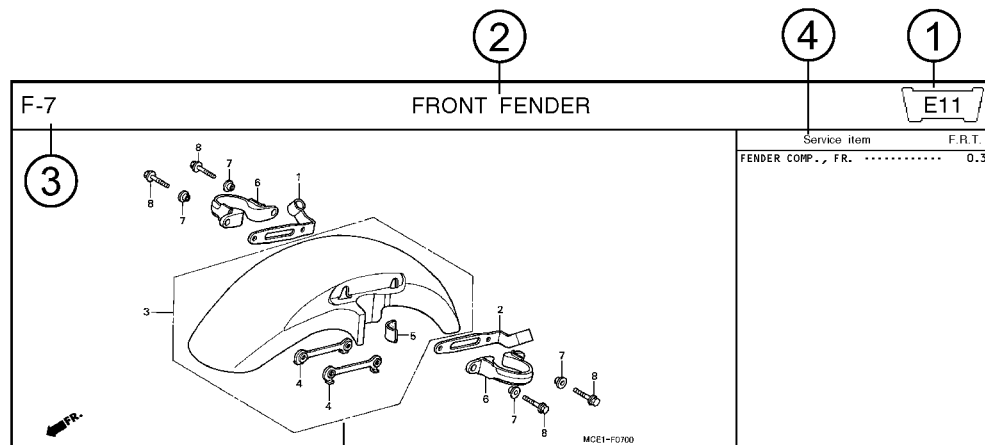
PART NAME INDEX				
Part name	Address	Page	Ref.	Part name
[A]				BOLT , CHANG I
ADJUSTER , CHAIN	F13	67	5	BOLT , CLUTC H
ARM COMP , GEAR CHANGE	F10	64	3	BOLT , CONNECT
ARM , L. MAIN STEP	F11	65	8	BOLT , DISK , 6
ARM , L. PILLIØ STEP	F11	65	12	BOLT , DISK , 8
ARM , R. MAIN STEP	F11	65	5	BOLT , DRAIN I
ARM , R. PILLIØ STEP	F11	65	11	BOLT , FLANG E
AUT O DOC K ASSY , FUEL	F4	58	2	BOLT , FLANG E
AXLE , FR. WHEEL	E14	52	3	BOLT , FLANG E
AXLE , RR. WHEEL	F2	56	3	BOLT , FLANG E
[B]				BOLT , FLANG E
BAG , AIR PRESSUR E GAUGE	F67	77	4	BOLT , FLANG E
BAG , SERVICE BOOK	F67	77	1	BOLT , FLANG E
BAG , TOOL	F67	77	3	BOLT , FLANG E
BALL , STEEL	F11	65	20	BOLT , FLANG E
BAN D A , INSULATOR	B11	11	11	BOLT , FLANG E
BAN D B , INSULATOR	B11	11	12	BOLT , FLANG E
BAN D , AIR CLEANER CONNECTING	F8	62	22	BOLT , FLANG E
BAN D , U-LOCK	F16	70	5	BOLT , FLANG E
BAN D , WIRE	C10	26	14	BOLT , FLANG E
	E5	43	21	
	G4	74	1R	



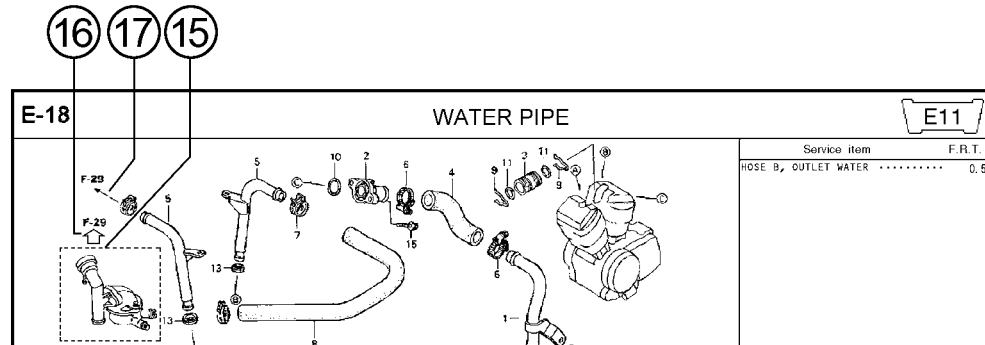
Page No.

2000.09.01 E

Part catalogue structure




Ref. No.	Part No.	Description	Reqd. QTY		Serial No.	Parts catalogue code
			CB400 SFX	SFY		
1	45156-MCE-000	CLAMPER, R. FR. BRAKE HOSE ..	1	1		
2	45157-MCE-000	CLAMPER, L. FR. BRAKE HOSE ..	1	1		
3	61100-MCE-000ZA	FENDER COMP., FR. *NH411M*FORCE SILVER METALLIC	1	-	----- 3J,4J	
	61100-MCE-000ZB	*PB284C*...CANDY PHOENIX BLUE	1	-	----- J,2J	
4	61101-MCE-000	PLATE, FR. FENDER	2	2	1008000	
	61101-MCE-010	2	2	1008001	
5	61102-MCE-300	CUSHION, FR. FENDER	2	2		
		(BLACK)				



- ① **Address number**
 - Address No. is provided (in place of the page No.) to help you refer to the part with the part No. or part name.
- ② **Block title** ③ **Block number**
- ④ **Service item/Flat rate time**
- ⑤ **Reference number**
 - Title number marked with the parenthesis or parentheses indicates that it continues from the previous page.
- ⑥ **Part number** ⑦ **Honda color code**
- ⑧ **Description**
- ⑨ **Assemblies**
 - Sections framed with broken lines in the exploded view drawings are available as complete assemblies. (Their individual parts can also be obtained.)
- ⑩ **Color description**
- ⑪ **Note**
 - Notes are shown with the parentheses in the part name column.
- ⑫ **Required quantity**
 - Reqd. QTY shown in the parenthesis or parentheses indicates the optional part.
 - Reqd. QTY marked with "N" indicates the optional part that should be selected as needed.
 - Reqd. QTY indicates the number of the part used in the block.
- ⑬ **Serial number**
- ⑭ **Parts catalogue code**
 - When the parts catalogue code column is blank, it indicates that the part is applicable to all codes.
- ⑮
 - Parts enclosed within a dotted line are covered in a different block.
- ⑯
 - A hollow arrow indicates the block No. for the parts enclosed within a dotted line .
- ⑰
 - A solid arrow indicates the block No. the part in question is connected to.

When the parts were revised



Ref. No.	Part No.	Description	Reqd. QTY		Serial No.
			CB400 SFX	SFY	
1	45156-MCE-000	CLAMPER, R. FR. BRAKE HOSE ..	1	1	
2	45157-MCE-000	CLAMPER, L. FR. BRAKE HOSE ..	1	1	
3	61100-MCE-000ZA	FENDER COMP., FR. *NH411M*FORCE SILVER METALLIC	1	-	-----3J,4J
	61100-MCE-000ZB	*PB284C*...CANDY PHOENIX BLUE	1	-	-----J,2J
4	61101-MCE-000	PLATE, FR. FENDER (###).....	2	2	-----1008000
	61101-MCE-010	2	2	-----1008001
5	61102-MCE-300	CUSHION, FR. FENDER (BLACK)	2	2	
6	61105-MCE-000	STAY, FR. FENDER MOUNTING ...	2	2	
7	61107-MR7-000	COLLAR (6.5)	4	4	
8	96001-06020-00	BOLT, FLANGE, 6X20	4	4	

The number has been used from the initial model without revision.

When shown at the left side, it is applicable to the models of No.1008001 and the subsequent numbers.

When shown at the right side, it is applicable to the models up to No.1008000.

The parts listed with "###" at the end of the parts name have limited supply period (parts not for sale).

Abbreviations used in the parts catalogue

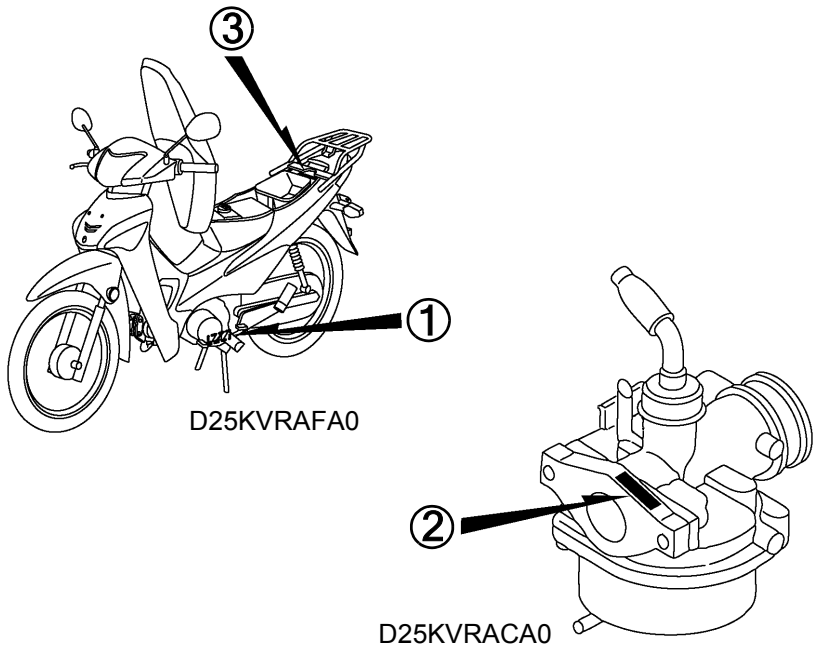
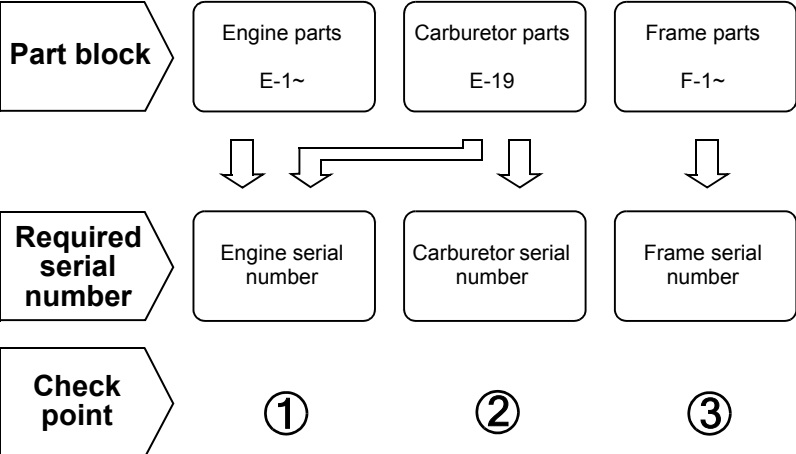


* "L." or "R." in the description of a part stands for the LEFT hand side or the RIGHT hand side. Determine the left or right as if you were in the motorcycle seat.


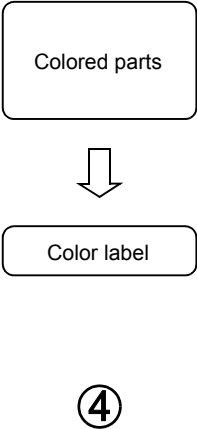
The following abbreviations are used in this parts catalogue.

- A Ampere
- ABS Anti-lock brake system
- A.C. Alternating current
- A.M. Attaching mark
- ASSY. Assembly
- C.D.I. Capacitive discharge ignition
- COMP. ... Complete
- D.C. Direct current
- EX. Exhaust
- FR. Front
- G Gram
- HEX. Hexagonal
- IN. Inlet
- KPH Kilometers per hour
- L.Left
- L (100L) .Link (100 Links)
- L.E.D.Light emitted diode
- MMMillimeter
- MPHMiles per hour
- R.Right
- RR.Rear
- STD.Standard
- T (22T) ...Tooth (22 Teeth)
- TCSTraction control system
- T.M.Transcript mark
- VVolt
- WWatt
- WLWith labelling
- WOLWithout labelling

Part block and serial number check



Color label attachment position check



Models, parts catalogue codes and applicable serial numbers

Models, parts catalogue codes and applicable serial Nos. given in this parts catalogue can be identified as follows.

Parts with parts catalogue codes are exclusive for models destined for countries designated.

If no area codes are listed, parts are for common use.

Model	Area code	Type	Parts catalogue code	Applicable engine serial No.	Applicable frame serial No.	Applicable carburetor identification No.
NF1001SHA	AG	Argentina	1AG			VM16G A
	CO	Colombia	1CO			
	PE	Peru	1PE			
	LA	Latin America	13LA			
NF1003SHA	AG	Argentina	3AG			
	CO	Colombia	3CO			
	PE	Peru	3PE			
	LA	Latin America	33LA			

* Of carburetor/throttle body identification numbers, only the portions underlined in the example below are used for registration.

VM16G A KC 7

Color label

- When ordering parts, check the model name, main color, and code by observing the “COLOR LABEL” on the vehicle.
- When ordering a colored part, use the color chart in the instruction for use of parts catalogue.

<p>VFR800FIW</p> <p>COLOR R-157</p> <p>CODE R157</p>			MODEL		VFR800FIW					
							Applicable model			

Color chart

- When ordering a colored part, refer to the chart below and use a part number consisting of the relevant basic part number to which has been added a part color code.

NF1001SH (NF1001SHA)

No.	MODEL		NF1001SHA							
	COLOR		Pearl procyon black	Sigma silver metallic	Bake red metallic	Pearl gemini blue	Applicable model		Applicable block No.	Ref. No.
	CODE		NH-A06P	NH-494M	R-283M	PB-354P	Initial applicable model	Final applicable model		
	Name of colored parts	Basic part No.	NHA06	NH494	R283	PB354				
1	CASE, UNDER HALF DRIVE CHAIN	40520-KTS-900	ZA	ZA	ZA	ZA			F-21	2
2	CASE, UPPER HALF DRIVE CHAIN	40510-KTS-900	ZA	ZA	ZA	ZA			F-21	1
3	COVER ASSY., RR. HANDLE	53204-KVR-C00	ZA	ZA	ZA	ZA			F-4	6
4	COVER SET, FR. TOP	64300-KVR-G00	ZA	ZC	ZB	ZD			F-30	3
5	COVER SET, L. BODY	64650-KVR-G00	ZA	ZC	ZB	ZD			F-14	5
6	COVER SET, L. MAIN PIPE SIDE	64250-KVR-C00	ZD	ZE	ZG	ZF			F-30	2
7	COVER SET, R. BODY	64600-KVR-G00	ZA	ZC	ZB	ZD			F-14	4
8	COVER SET, R. MAIN PIPE SIDE	64200-KVR-C00	ZD	ZE	ZG	ZF			F-30	1
9	COVER, FR. HANDLE	53205-KVR-C02	ZB	ZD	ZC	ZE			F-4	7
10	COVER, L. CENTER	64360-KVR-C00	ZA	ZA	ZA	ZA			F-14	3
11	COVER, MAIN PIPE	64320-KVR-C00	ZA	ZA	ZA	ZA			F-30	4
12	COVER, R. CENTER	64350-KVR-C00	ZA	ZA	ZA	ZA			F-14	1
13	COVER, R. SIDE	64351-KVR-C00	ZD	ZD	ZD	ZD			F-14	2
14	COVER, TAIL	83510-KVR-C00	ZB	ZD	ZC	ZE			F-14	6
15	FENDER A, FR.	61100-KVR-C00	ZC	ZD	ZA	ZE			F-6	3
16	FENDER SET, RR.	80200-KVR-C00	ZA	ZA	ZA	ZA			F-23	2
17	MARK, DRIVE CAUTION	87560-KTL-C40	ZA	ZA	ZA	ZA			F-31	6
18	MARK, HONDA	87120-KVR-G00	ZA	ZC	ZB	ZD			F-32	3
19	MARK, HONDA	87130-KVR-C00	ZD	ZE	ZF	ZG			F-32	4
20	MARK, HONDA	87140-KVR-C00	ZA	ZA	ZA	ZA			F-32	5

NF1001SH (NF1001SHA)

No.	MODEL		NF1001SHA							Applicable block No.	Ref. No.
	COLOR		Pearl procyon black	Sigma silver metallic	Bake red metallic	Pearl gemini blue	Applicable model				
	CODE		NH-A06P	NH-494M	R-283M	PB-354P	Initial applicable model	Final applicable model			
	Name of colored parts	Basic part No.	NHA06	NH494	R283	PB354					
21	PANEL COMP., RR. BRAKE	43100-KVR-C00	ZA	ZA	ZA	ZA			F-10	4	
22	SHIELD, L. LEG	64440-KVR-C00	ZB	ZD	ZC	ZE			F-30	13	
23	SHIELD, R. LEG	64430-KVR-C00	ZB	ZD	ZC	ZE			F-30	12	
24	STRIPE, L. BODY COVER	87108-KVR-G00	ZA	ZC	ZB	ZD			F-32	2	
25	STRIPE, R. BODY COVER	87107-KVR-G00	ZA	ZC	ZB	ZD			F-32	1	
26	SWINGARM SUB ASSY., RR.	52200-KVR-C00	ZA	ZA	ZA	ZA			F-21	8	



NF1003SH (NF1003SHA)

No.	MODEL		NF1003SHA							Applicable block No.	Ref. No.
	COLOR		Pearl procyon black	Sigma silver metallic	Bake red metallic	Pearl gemini blue	Applicable model				
	CODE		NH-A06P	NH-494M	R-283M	PB-354P	Initial applicable model	Final applicable model			
	Name of colored parts	Basic part No.	NHA06	NH494	R283	PB354					
1	CASE, UNDER HALF DRIVE CHAIN	40520-KTS-900	ZA	ZA	ZA	ZA			F-21	2	
2	CASE, UPPER HALF DRIVE CHAIN	40510-KTS-900	ZA	ZA	ZA	ZA			F-21	1	
3	COVER ASSY., RR. HANDLE	53204-KVR-C00	ZA	ZA	ZA	ZA			F-4	6	
4	COVER SET, FR. TOP	64300-KVR-G00	ZA	ZC	ZB	ZD			F-30	3	
5	COVER SET, L. BODY	64650-KVR-G00	ZA	ZC	ZB	ZD			F-14	5	
6	COVER SET, L. MAIN PIPE SIDE	64250-KVR-C00	ZD	ZE	ZG	ZF			F-30	2	
7	COVER SET, R. BODY	64600-KVR-G00	ZA	ZC	ZB	ZD			F-14	4	
8	COVER SET, R. MAIN PIPE SIDE	64200-KVR-C00	ZD	ZE	ZG	ZF			F-30	1	
9	COVER, FR. HANDLE	53205-KVR-C02	ZB	ZD	ZC	ZE			F-4	7	
10	COVER, L. CENTER	64360-KVR-C00	ZA	ZA	ZA	ZA			F-14	3	
11	COVER, MAIN PIPE	64320-KVR-C00	ZA	ZA	ZA	ZA			F-30	4	
12	COVER, R. CENTER	64350-KVR-C00	ZA	ZA	ZA	ZA			F-14	1	
13	COVER, R. SIDE	64351-KVR-C00	ZD	ZD	ZD	ZD			F-14	2	
14	COVER, TAIL	83510-KVR-C00	ZB	ZD	ZC	ZE			F-14	6	
15	FENDER A, FR.	61100-KVR-C00	ZC	ZD	ZA	ZE			F-6	3	
16	FENDER SET, RR.	80200-KVR-C00	ZA	ZA	ZA	ZA			F-23	2	
17	MARK, DRIVE CAUTION	87560-KTL-C40	ZA	ZA	ZA	ZA			F-31	6	
18	MARK, HONDA	87120-KVR-G00	ZA	ZC	ZB	ZD			F-32	3	
19	MARK, HONDA	87130-KVR-C00	ZD	ZE	ZF	ZG			F-32	4	
20	MARK, HONDA	87140-KVR-C00	ZA	ZA	ZA	ZA			F-32	5	
21	PANEL COMP., RR. BRAKE	43100-KVR-C00	ZA	ZA	ZA	ZA			F-10	4	
22	SHIELD, L. LEG	64440-KVR-C00	ZB	ZD	ZC	ZE			F-30	13	
23	SHIELD, R. LEG	64430-KVR-C00	ZB	ZD	ZC	ZE			F-30	12	
24	STRIPE, L. BODY COVER	87108-KVR-G00	ZA	ZC	ZB	ZD			F-32	2	
25	STRIPE, R. BODY COVER	87107-KVR-G00	ZA	ZC	ZB	ZD			F-32	1	
26	SWINGARM SUB ASSY., RR.	52200-KVR-C00	ZA	ZA	ZA	ZA			F-21	8	

Fuel hose, general purpose hoses and vinyl hose

- The standard part fuel hose, general purpose hose and vinyl hose may be substituted by the coiled bulk part.
- When ordering the standard part fuel hose, general purpose hose and vinyl hose use the bulk part number written in the parts catalogue in brackets () underneath the part name, or use the catalogue below.
(The bulk part standard length is 1 m, however, those displayed in the catalogue < > are available in 3 m and 8 m lengths.)
- When exchanging the hose, cut and use at the specified length as mentioned in the part name.
(For the method of cutting the bulk part, and method of filling out orders etc., please refer to the service manual and the instructions issued with the bulk part.)
- The list below is a catalogue of the standard part numbers and bulk part numbers. Note that those numbers are applicable to the listed replacement parts only.

Fuel hoses/Tubes			
Standard part No.	Bulk part No.	Bulk part	
		Inner diameter (mm)	Length (m)
95001-30xxx-2x	95001-30001-20M	3.0	1
95001-30xxx-3x	95001-30001-30M	3.0	1
95001-30xxx-4x	95001-30001-40M	3.0	1
95001-35xxx-2x	95001-35001-50M <95001-35003-50M>	3.5	1 3
95001-35xxx-3x	95001-35001-60M <95001-35003-60M>	3.5	1 3
95001-35xxx-4x	95001-35001-60M <95001-35003-60M>	3.5	1 3
95001-35xxx-5x	95001-35001-50M <95001-35003-50M>	3.5	1 3
95001-35xxx-6x	95001-35001-60M <95001-35003-60M>	3.5	1 3
95001-45xxx-2x	95001-45001-50M <95001-45003-50M>	4.5	1 3
95001-45xxx-3x	95001-45001-60M <95001-45003-60M> <95001-45008-60M>	4.5	1 3 8
95001-45xxx-4x	95001-45001-60M <95001-45003-60M> <95001-45008-60M>	4.5	1 3 8
95001-45xxx-5x	95001-45001-50M <95001-45003-50M>	4.5	1 3
95001-45xxx-6x	95001-45001-60M <95001-45003-60M> <95001-45008-60M>	4.5	1 3 8
95001-55xxx-2x	95001-55001-50M <95001-55003-50M> <95001-55008-50M>	5.5	1 3 8

Fuel hoses/Tubes			
Standard part No.	Bulk part No.	Bulk part	
		Inner diameter (mm)	Length (m)
95001-55xxx-3x	95001-55001-60M <95001-55003-60M> <95001-55008-60M>	5.5	1 3 8
95001-55xxx-4x	95001-55001-60M <95001-55003-60M> <95001-55008-60M>	5.5	1 3 8
95001-55xxx-5x	95001-55001-50M <95001-55003-50M> <95001-55008-50M>	5.5	1 3 8
95001-55xxx-6x	95001-55001-60M <95001-55003-60M> <95001-55008-60M>	5.5	1 3 8
95001-75xxx-2x	95001-75001-50M <95001-75003-50M>	7.5	1 3
95001-75xxx-3x	95001-75001-60M <95001-75003-60M> <95001-75008-60M>	7.5	1 3 8
95001-75xxx-4x	95001-75001-60M <95001-75003-60M> <95001-75008-60M>	7.5	1 3 8
95001-75xxx-5x	95001-75001-50M <95001-75003-50M>	7.5	1 3
95001-75xxx-6x	95001-75001-60M <95001-75003-60M> <95001-75008-60M>	7.5	1 3 8
95001-80xxx-2x	95001-80001-50M	8.0	1
95001-80xxx-3x	95001-80001-60M	8.0	1
95001-80xxx-4x	95001-80001-60M	8.0	1
95001-80xxx-5x	95001-80001-50M	8.0	1
95001-80xxx-6x	95001-80001-60M	8.0	1

Vinyl tube				
Standard part No.	Bulk part No.	Bulk part		
		Inner dia- meter (mm)	Outer dia-meter (mm)	Length (m)
95003-01xxx-3x	95003-01001-60M <95003-01003-60M>	2.9	6.8	1 3
95003-01xxx-60	95003-01001-60M <95003-01003-60M>	2.9	6.8	1 3
95003-03xxx-3x	95003-03001-60M <95003-03003-60M>	3.0	6.0	1 3
95003-03xxx-60	95003-03001-60M <95003-03003-60M>	3.0	6.0	1 3
95003-05xxx-3x	95003-05001-60M <95003-05003-60M> <95003-05008-60M>	3.5	6.5	1 3 8
95003-05xxx-60	95003-05001-60M <95003-05003-60M> <95003-05008-60M>	3.5	6.5	1 3 8
95003-07xxx-1x	95003-07001-10M <95003-07003-10M> <95003-07008-10M>	4.0	7.0	1 3 8
95003-07xxx-20	95003-07001-10M <95003-07003-10M> <95003-07008-10M>	4.0	7.0	1 3 8
95003-07xxx-3x	95003-07001-60M <95003-07003-60M> <95003-07008-60M>	4.0	7.0	1 3 8
95003-07xxx-60	95003-07001-60M <95003-07003-60M> <95003-07008-60M>	4.0	7.0	1 3 8
95003-07xxx-7x	95003-07001-70M <95003-07003-70M> <95003-07008-70M>	4.0	7.0	1 3 8
95003-08xxx-1x	95003-08001-10M <95003-08003-10M> <95003-08008-10M>	4.5	6.5	1 3 8
95003-09xxx-3x	95003-09001-60M <95003-09003-60M>	4.5	8.0	1 3
95003-09xxx-60	95003-09001-60M <95003-09003-60M>	4.5	8.0	1 3
95003-10xxx-1x	95003-10001-10M <95003-10003-10M>	5.0	8.0	1 3
95003-10xxx-20	95003-10001-10M <95003-10003-10M>	5.0	8.0	1 3
95003-10xxx-3x	95003-10001-60M <95003-10003-60M>	5.0	8.0	1 3
95003-10xxx-60	95003-10001-60M <95003-10003-60M>	5.0	8.0	1 3
95003-11xxx-3x	95003-11001-60M <95003-11003-60M> <95003-11008-60M>	5.0	9.0	1 3 8
95003-11xxx-60	95003-11001-60M <95003-11003-60M> <95003-11008-60M>	5.0	9.0	1 3 8
95003-12xxx-1x	95003-12001-10M <95003-12003-10M> <95003-12008-10M>	5.0	7.0	1 3 8
95003-12xxx-20	95003-12001-10M <95003-12003-10M> <95003-12008-10M>	5.0	7.0	1 3 8

Vinyl tube				
Standard part No.	Bulk part No.	Bulk part		
		Inner dia- meter (mm)	Outer dia-meter (mm)	Length (m)
95003-14xxx-1x	95003-14001-10M <95003-14003-10M>	6.0	9.0	1 3
95003-14xxx-20	95003-14001-10M <95003-14003-10M>	6.0	9.0	1 3
95003-14xxx-3x	95003-14001-60M <95003-14003-60M>	6.0	9.0	1 3
95003-17xxx-1x	95003-17001-10M <95003-17003-10M>	7.0	9.0	1 3
95003-19xxx-1x	95003-19001-10M <95003-19003-10M> <95003-19008-10M>	7.0	11.0	1 3 8
95003-19xxx-20	95003-19001-10M <95003-19003-10M> <95003-19008-10M>	7.0	11.0	1 3 8
95003-19xxx-3x	95003-19001-60M <95003-19003-60M> <95003-19008-60M>	7.0	11.0	1 3 8
95003-19xxx-60	95003-19001-60M <95003-19003-60M> <95003-19008-60M>	7.0	11.0	1 3 8
95003-21xxx-1x	95003-21001-10M <95003-21003-10M>	8.0	9.0	1 3
95003-21xxx-20	95003-21001-10M <95003-21003-10M>	8.0	9.0	1 3
95003-23xxx-1x	95003-23001-10M <95003-23003-10M>	8.0	12.0	1 3
95003-23xxx-20	95003-23001-10M <95003-23003-10M>	8.0	12.0	1 3
95003-23xxx-3x	95003-23001-60M <95003-23003-60M> <95003-23008-60M>	8.0	12.0	1 3 8
95003-23xxx-60	95003-23001-60M <95003-23003-60M> <95003-23008-60M>	8.0	12.0	1 3 8
95003-25xxx-1x	95003-25001-10M <95003-25003-10M>	9.0	11.0	1 3
95003-25xxx-20	95003-25001-10M <95003-25003-10M>	9.0	11.0	1 3
95003-25xxx-3x	95003-25001-60M <95003-25003-60M>	9.0	11.0	1 3
95003-25xxx-7x	95003-25001-70M <95003-25003-70M>	9.0	11.0	1 3
95003-27xxx-1x	95003-27001-10M <95003-27003-10M>	9.0	13.0	1 3
95003-27xxx-20	95003-27001-10M <95003-27003-10M>	9.0	13.0	1 3
95003-27xxx-3x	95003-27001-60M <95003-27003-60M>	9.0	13.0	1 3
95003-27xxx-60	95003-27001-60M <95003-27003-60M>	9.0	13.0	1 3
95003-33xxx-1x	95003-33001-10M <95003-33003-10M>	10.0	14.0	1 3
95003-33xxx-20	95003-33001-10M <95003-33003-10M>	10.0	14.0	1 3

Vinyl tube				
Standard part No.	Bulk part No.	Bulk part		
		Inner dia- meter (mm)	Outer dia-meter (mm)	Length (m)
95003-36xxx-1x	95003-36001-10M <95003-36003-10M> <95003-36008-10M>	11.0	13.0	1 3 8
95003-36xxx-20	95003-36001-10M <95003-36003-10M> <95003-36008-10M>	11.0	13.0	1 3 8
95003-37xxx-3x	95003-37001-60M <95003-37003-60M>	11.0	15.0	1 3
95003-37xxx-60	95003-37001-60M <95003-37003-60M>	11.0	15.0	1 3
95003-38xxx-1x	95003-38001-10M <95003-38003-10M>	12.0	13.0	1 3
95003-38xxx-20	95003-38001-10M <95003-38003-10M>	12.0	13.0	1 3
95003-39xxx-1x	95003-39001-10M <95003-39003-10M>	12.0	14.0	1 3
95003-39xxx-20	95003-39001-10M <95003-39003-10M>	12.0	14.0	1 3
95003-40xxx-20	95003-40001-10M <95003-40003-10M>	12.0	16.0	1 3
95003-40xxx-3x	95003-40001-60M <95003-40003-60M>	12.0	16.0	1 3
95003-40xxx-60	95003-40001-60M <95003-40003-60M>	12.0	16.0	1 3
95003-43xxx-1x	95003-43001-10M <95003-43003-10M> <95003-43008-10M>	13.0	15.0	1 3 8
95003-43xxx-20	95003-43001-10M <95003-43003-10M> <95003-43008-10M>	13.0	15.0	1 3 8
95003-45xxx-1x	95003-45001-10M <95003-45003-10M> <95003-45008-10M>	14.0	18.0	1 3 8
95003-45xxx-20	95003-45001-10M <95003-45003-10M> <95003-45008-10M>	14.0	18.0	1 3 8
95003-50xxx-1x	95003-50001-10M <95003-50003-10M>	16.0	19.0	1 3
95003-50xxx-20	95003-50001-10M <95003-50003-10M>	16.0	19.0	1 3
95003-50xxx-3x	95003-50001-60M <95003-50003-60M>	16.0	19.0	1 3
95003-55xxx-1x	95003-55001-10M <95003-55003-10M>	17.5	20.5	1 3
95003-55xxx-20	95003-55001-10M <95003-55003-10M>	17.5	20.5	1 3
95003-60xxx-1x	95003-60001-10M <95003-60003-10M>	22.0	27.0	1 3
95003-60xxx-20	95003-60001-10M <95003-60003-10M>	22.0	27.0	1 3
95003-60xxx-3x	95003-60001-60M <95003-60003-60M>	22.0	27.0	1 3
95003-60xxx-60	95003-60001-60M <95003-60003-60M>	22.0	27.0	1 3

General purpose hoses			
Standard part No.	Bulk part No.	Bulk part	
		Inner diameter (mm)	Length (m)
95005-11xxx-3x	95005-11001-30M	11.0	1
95005-11xxx-5x	95005-11001-50M	11.0	1
95005-12xxx-1x	95005-12001-10M <95005-12003-10M>	12.0	1 3
95005-12xxx-2x	95005-12001-20M	12.0	1
95005-12xxx-3x	95005-12001-30M	12.0	1
95005-12xxx-5x	95005-12001-50M	12.0	1
95005-14xxx-1x	95005-14001-10M	14.0	1
95005-14xxx-2x	95005-14001-20M <95005-14003-20M>	14.0	1 3
95005-14xxx-3x	95005-14001-30M	14.0	1
95005-14xxx-5x	95005-14001-50M	14.0	1
95005-17xxx-1x	95005-17001-10M	17.0	1
95005-17xxx-2x	95005-17001-20M	17.0	1
95005-17xxx-3x	95005-17001-30M	17.0	1
95005-17xxx-5x	95005-17001-50M	17.0	1
95005-30xxx-3x	95005-30001-30M	3.0	1
95005-30xxx-5x	95005-30001-50M	3.0	1
95005-35xxx-1x	95005-35001-10M <95005-35003-10M> <95005-35008-10M>	3.5	1 3 8
95005-35xxx-2x	95005-35001-20M	3.5	1
95005-35xxx-3x	95005-35001-30M	3.5	1
95005-35xxx-4x	95005-35001-10M <95005-35003-10M> <95005-35008-10M>	3.5	1 3 8
95005-35xxx-5x	95005-35001-50M	3.5	1
95005-45xxx-1x	95005-45001-10M <95005-45003-10M> <95005-45008-10M>	4.5	1 3 8
95005-45xxx-2x	95005-45001-20M	4.5	1
95005-45xxx-3x	95005-45001-30M	4.5	1

General purpose hoses			
Standard part No.	Bulk part No.	Bulk part	
		Inner diameter (mm)	Length (m)
95005-45xxx-4x	95005-45001-10M <95005-45003-10M> <95005-45008-10M>	4.5	1 3 8
95005-45xxx-5x	95005-45001-50M	4.5	1
95005-50xxx-3x	95005-50001-30M <95005-50003-30M>	5.0	1 3
95005-50xxx-5x	95005-50001-50M	5.0	1
95005-55xxx-1x	95005-55001-10M <95005-55003-10M> <95005-55008-10M>	5.3	1 3 8
95005-55xxx-2x	95005-55001-20M <95005-55003-20M>	5.3	1 3
95005-55xxx-4x	95005-55001-10M <95005-55003-10M> <95005-55008-10M>	5.3	1 3 8
95005-65xxx-1x	95005-65001-10M <95005-65003-10M>	6.5	1 3
95005-65xxx-2x	95005-65001-20M	6.5	1
95005-70xxx-3x	95005-70001-30M <95005-70003-30M>	7.0	1 3
95005-70xxx-5x	95005-70001-50M	7.0	1
95005-75xxx-1x	95005-75001-10M <95005-75003-10M>	7.3	1 3
95005-75xxx-2x	95005-75001-20M	7.3	1
95005-80xxx-1x	95005-80001-10M <95005-80003-10M>	8.0	1 3
95005-80xxx-2x	95005-80001-20M	8.0	1
95005-80xxx-3x	95005-80001-30M	8.0	1
95005-80xxx-5x	95005-80001-50M	8.0	1
95005-91xxx-3x	95005-91001-30M	12.0	1
95005-91xxx-5x	95005-91001-50M	12.0	1
95005-92xxx-3x	95005-92001-30M	12.0	1
95005-92xxx-5x	95005-92001-50M	12.0	1

NOTE: X is displayed to represent the omitted numerals and letters of the roman alphabet.

⊙ **CAUTION: It is DANGEROUS to confuse the fuel hose with the general purpose hose or vinyl hose.**

Never use a general purpose hose or vinyl hose in place of a fuel hose or vice versa. Always use the correct bulk part in the parts catalogue, according to the service manual or the instructions issued with the bulk part.

• Bulk part number of fuel hose, general purpose hose and vinyl hose.

(Example)

9 5 0 0 1 - 7 5 0 0 1 - 5 0 M

Bulk part number: Refers to the bulk part.

Marking code (hose type): (fuel hose and general purpose hose)

Change code (for added hose): (Vinyl hose)

- Indicates number mark or change sequence, however, the code for the bulk part must be strictly 0 (zero).

Types of code:

- Fuel hose
 - 2: Red outside braid (3 mm inside dia. only)
 - 5: Black inside braid
 - 3: Red (3 mm inside dia. only)
 - 4: Ash gray with red stripe (3 mm inside dia. only)
 - 6: Black

- Vinyl hose
 - 1: Clear
 - 2: Black
 - 3: Light red
 - 6: Light red
 - 7: Pale black

- General hose
 - 1: Ash gray
 - 2: Ash gray
 - 3: Black
 - 5: Black

Lengths: 001: 1 m (standard)
003: 3 m
008: 8 m

I.D code: (fuel hose and general purpose hose)

- | | |
|--------------------|--------------------------------|
| 30: 3.0 mm | 11: 11 mm |
| 35: 3.5 mm | 91: 12 mm (outside dia. 15) mm |
| 45: 4.5 mm | 92: 12 mm (outside dia. 16) mm |
| 50: 5.0 mm | 12: 12 mm (outside dia. 17) mm |
| 55: 5.3 mm, 5.5 mm | 14: 14 mm |
| 65: 6.5 mm | 17: 17 mm |
| 70: 7.0 mm | |
| 75: 7.3 mm, 7.5 mm | |
| 80: 8.0 mm | |

ID./OD. code: (vinyl hose)

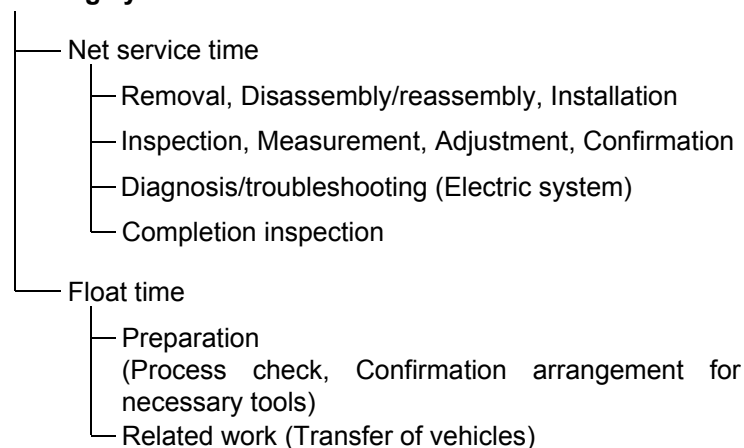
- | | | |
|-------------------------|---------------------------|---------------------------|
| 01: ID. 2.9, OD. 6.8 mm | 14: ID. 6.0, OD. 9.0 mm | 37: ID. 11.0, OD. 15.0 mm |
| 03: ID. 3.0, OD. 6.0 mm | 17: ID. 7.0, OD. 9.0 mm | 38: ID. 12.0, OD. 13.0 mm |
| 05: ID. 3.5, OD. 6.5 mm | 19: ID. 7.0, OD. 11.0 mm | 39: ID. 12.0, OD. 14.0 mm |
| 07: ID. 4.0, OD. 7.0 mm | 21: ID. 8.0, OD. 9.0 mm | 40: ID. 12.0, OD. 16.0 mm |
| 08: ID. 4.5, OD. 6.5 mm | 23: ID. 8.0, OD. 12.0 mm | 43: ID. 13.0, OD. 15.0 mm |
| 09: ID. 4.5, OD. 8.0 mm | 25: ID. 9.0, OD. 11.0 mm | 45: ID. 14.0, OD. 18.0 mm |
| 12: ID. 5.0, OD. 7.0 mm | 27: ID. 9.0, OD. 13.0 mm | 50: ID. 16.0, OD. 19.0 mm |
| 10: ID. 5.0, OD. 8.0 mm | 33: ID. 10.0, OD. 14.0 mm | 55: ID. 17.5, OD. 20.5 mm |
| 11: ID. 5.0, OD. 9.0 mm | 36: ID. 11.0, OD. 13.0 mm | 60: ID. 22.0, OD. 27.0 mm |

Hose type: 1: Fuel hose
3: Vinyl hose
5: General hose

FLAT RATE SERVICE TIME

Flat rate service time (FRT) means the standard time required to service a MC, which is listed in this manual to help the dealers control the actual working process and calculate the service charge by using it as a guide.

FRT setting system



* Float time is set by multiplying the net service time by a given coefficient.

Editorial style

The service items shown in the text are listed with the exchange work time for the repair sales parts as the subject. Other representative service items not using repair parts (removal/installation, adjustment, inspection/measuring, and other work) are listed collectively in the list in the preface, classified according to the work.

FRT setting standard

- Decimal system (in unit of 0.1) is adopted to set FRT as it is convenient to calculate the wage.
Example: (0.1) → 6 minutes, (0.2) → 12 minutes
[Labor cost per hour] x [FRT] = [Wage]
- FRT is set with a hand tool.
- Service items and FRT can be subject to change depending on development of tools and service equipment and improvement in service procedure.

Work procedure

- As the work procedure is set with the work time according to the method in the separate Service Manual, refer to this Manual as required.
- Work methods permitting servicing in the shortest time still permitting assurance of safe work and product warranty are used for the setting of service items not listed in the Service Manual.
- Work basically is to be performed by one person, and when two or more people are required, setting is done as the total time for the number of people.
- The set value for the technological level of the workers uses a person with three years of experience in the repair of Honda vehicles as the standard.
- Special tools and service equipment used to set FRT are those specified or recommended in Service Manual.

Service item whose FRT is not presented

- Accessories and service parts that are not listed to use in this manual.
 - Locations with little aging deterioration or breakage during normal use.
 - Service work that can be finished by one touch.
 - Service work that is seldom done (i.e. extremely small causes of trouble and service frequency).
- * When FRT is not presented, please calculate wages based on appropriate actual work time

Operation not included of FRT

- Oil and coolant water draining, Waiting time for warming up operation and etc..
- Additional operation that involves removal/installation of standard exterior equipment.
- Indirect time spent for service by visiting the customer, trade-in, and delivery of a MC.
- Indirect time required for ordering and delivery of parts.
- Cost for grease, adhesive agent, etc. used for service work.

**Explanation of FRT by using an example
(The example may differ from the actual presented items)**

Ref. No.	L.O.N.	(Relative ref. Number) Description	F.R.T.
②	111118	(1, 3, 4, 7) CAMSHAFT 4.5	②
③	111118A	⑥ • Includes: Valve clearance adjustment Replace rocker arm add 1.0	⑤

- ① Reference No. of the illustration of part that shows location of the replacement work.
- ② FRT is an abbreviation of Flat Rate Time indicating the standard service time required for the replacement.
- ③ LON is an abbreviation of Labor Operation Number, and it is a classification of the service items by the work unit code.

The same operation code is used regardless of the models.

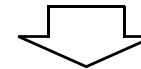
Standard operation is indicated with 6 digits code, and additional operation is indicated with 7 digits code.
- ④ Indicating the camshaft replacement and FRT4.5.
- ⑤ Indicating FRT1.0 that will be added when additional operation (replace rocker arm) is done in association with camshaft replacement.

- ⑥ Indicating work contents that are included in the service item.
- ⑦ Indicating a reference No. whose operation and time are the same as FRT4.5 for the camshaft.

(The application range is limited to the service items without an LON setting within a same block.)

**How to refer to the service item by using the sample
(camshaft replacement)**

Open to the page of the block where the camshaft's spare part illustration is shown.



Look for the camshaft illustration, and refer to the service item and FRT that agree with the reference No.

Indication mark for the listing of service items that continues to the following page

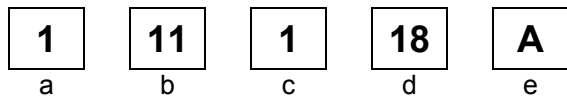
Ref. No.	L.O.N.	(Relative ref. Number) Description	F.R.T.
2	111118	CAMSHAFT	4.5
	.	.	.
	.	.	.

+
Mark indicated at the last line.

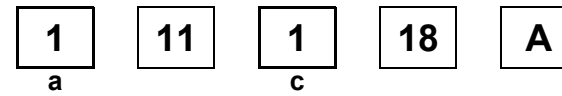
Indication of the block with no setting of FRT

Ref. No.	L.O.N.	(Relative ref. Number) Description	F.R.T.
NO INFORMATION			

• LON code system



- a) Category code..... Engine
- b) Location/function code Engine upper
- c) Operation code..... Replace
- d) Operation sequence number (Unit code can be shown with alphabet) camshaft (No regular rule of code)
- e) Additional code replace rocker arm (No regular rule of code)



a) Category codes and classification

Code	Category
1	Engine
2	Transmission
3	Fuel & Exhaust
4	Frame & Body
5	Steering/Suspension
6	Electrical
7	Wheels/Brakes
8	Controls/instrument
9	-
0	-

c) Operation codes and classification

Code	Operation category
1	Replace, Removal/Installation, Change
2	Overhaul
3	Adjust, Balance
4	(Paint-related work: Top-coat)
5	Test, Inspect/diagnose, Measurement, Check
6	(Overhaul-related work: Rebore)
7	(Overhaul-related work: Reseal)
8	(Resurface)
9	(Paint-related work: Refinish)
0	Repair, Cleaning, Air bleeding

Major service items without using spare parts

(1) Removal/Installation, (2) Adjustment,
(3) Inspection/Measurement, (4) Overhaul, (5) Other work

E: Engine, F: Frame

* OPERATIONS OTHER THAN REPLACING PARTS

(1) Removal and installation

Set for the configuration with the parts removed from the vehicle.

	LON	DESCRIPTION	FRT
E	1101E5	TILTING ENGINE ASSEMBLY-REMOVAL/INSTALLATION INCLUDES: All necessary adjustment	1.5
	1111K0	CYLINDER HEAD ASSEMBLY-REMOVAL/INSTALLATION	1.1
	3111D6	CARBURETOR ASSEMBLY-REMOVAL/INSTALLATION	0.4
	1101E6	CRANKCASE SEPARATION INCLUDES: Engine removal and installation	3.9

(2) Adjustment

	LON	DESCRIPTION	FRT
E	3113A0	CARBURETOR IDLE-ADJUSTMENT	0.1
	2123A0	CLUTCH-ADJUSTMENT	0.1
	6143A1	SPARK PLUG-ADJUSTMENT/CLEANING	0.1
	1113A0	VALVE CLEARANCE-ADJUSTMENT NOTE: For 1 vehicle	0.4
F	6163A0	HEADLIGHT-AIMING	0.1
	2133A0	DRIVE CHAIN-ADJUSTMENT	0.1
	7113A0	FRONT BRAKE-ADJUSTMENT EXCLUDES: Front brake shoe adjustment	0.1
	7113A1	REAR BRAKE-ADJUSTMENT EXCLUDES: Rear brake shoe adjustment	0.1
	3113A3	THROTTLE OPERATION-ADJUSTMENT	0.1

(3) Inspection, Measurement

	LON	DESCRIPTION	FRT
E	1115A0	COMPRESSION PRESSURE-MEASUREMENT	0.1
	3115A0	CARBURETOR FLOAT LEVEL-MEASUREMENT	0.6
	6145A0	IGNITION TIMING-INSPECTION	0.2
	1135A0	ENGINE OIL-INSPECTION EXCLUDES: Oil change	0.1
F	7115A0	BRAKE OPERATION-TEST	0.1
	6105A0	BATTERY-CHECKING OF ELECTROLYTE LEVEL & CHARGE	0.2

(4) Overhaul

Work condition: The required Measurements, inspections, adjustments, and cleaning/washing of each part are performed, including the main body removal/installation work and the replacement of defective parts.

	LON	DESCRIPTION	FRT
E	311200	CARBURETOR-OVERHAUL INCLUDES: All necessary adjustment	0.8

(5) Other work

	LON	DESCRIPTION	FRT
E	1130A1	OIL FILTER SCREEN-CLEANING	0.6
F	3120A0	CLEANER ELEMENT-CLEANING	0.2

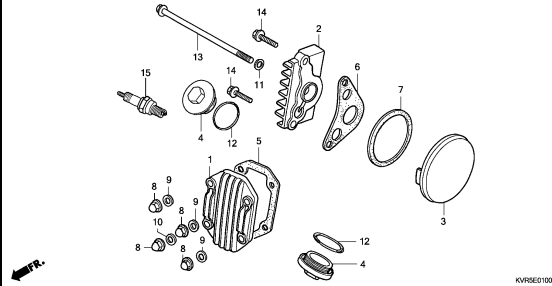
ENGINE GROUP

C 4

E-1

CYLINDER HEAD COVER

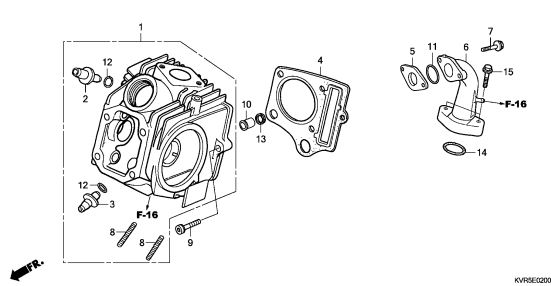
D 1



E-2

CYLINDER HEAD

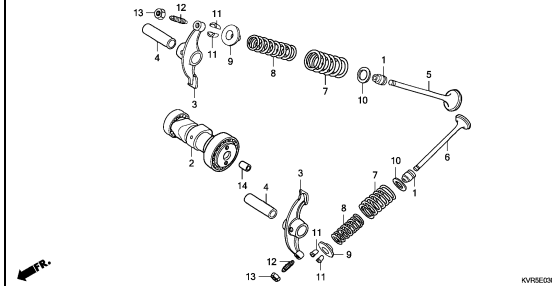
D 2



E-3

CAMSHAFT/VALVE

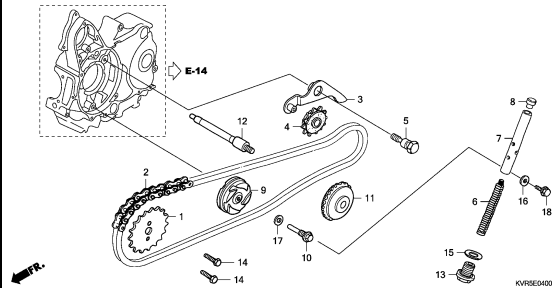
D 3



E-4

CAM CHAIN/TENSIONER

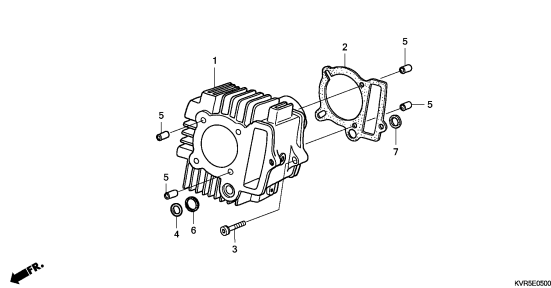
D 4



E-5

CYLINDER

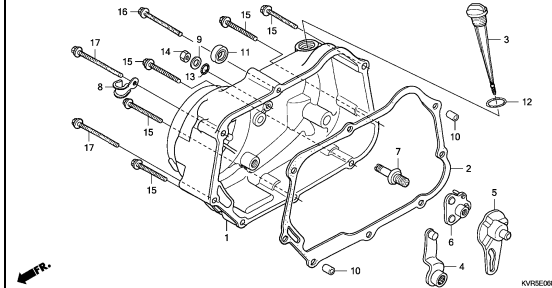
D 5



E-6

RIGHT CRANKCASE COVER

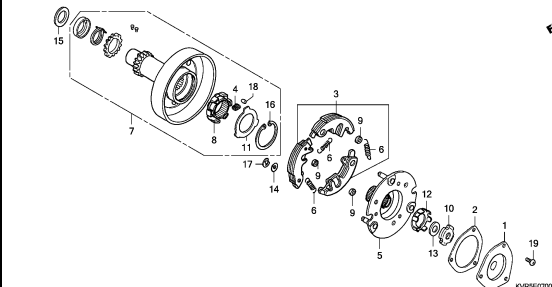
D 6



E-7

ONE WAY CLUTCH

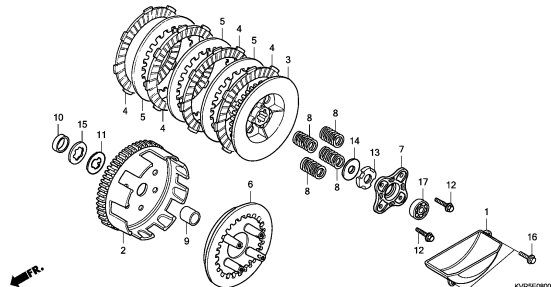
D 7



E-8

CLUTCH

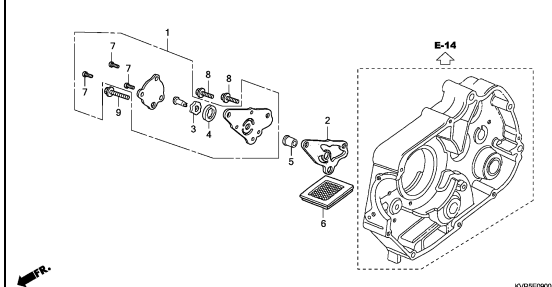
D 8



E-9

OIL PUMP

D 9



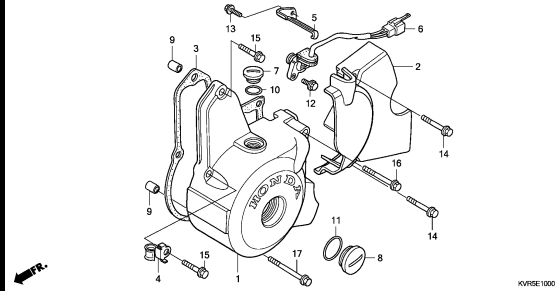
ENGINE GROUP

C 5

E-10

LEFT CRANKCASE COVER

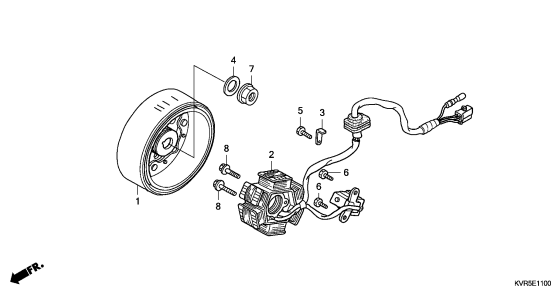
D10



E-11

GENERATOR

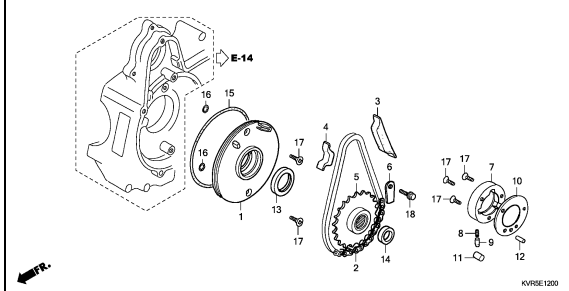
D11



E-12

STARTING CLUTCH

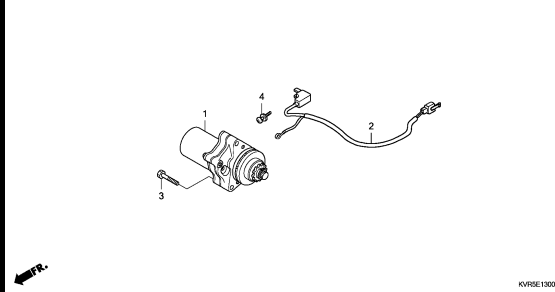
D12



E-13

STARTER MOTOR

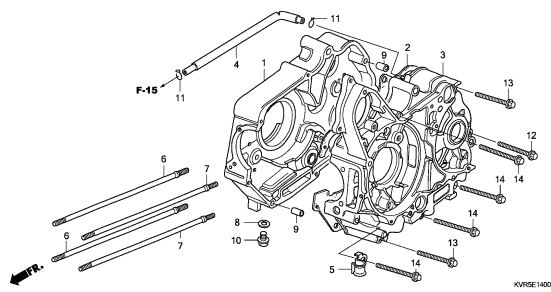
D13



E-14

CRANKCASE

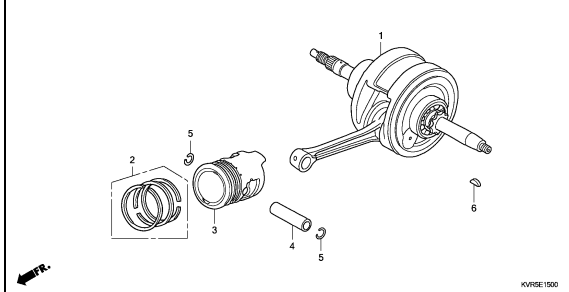
D14



E-15

CRANKSHAFT/PISTON

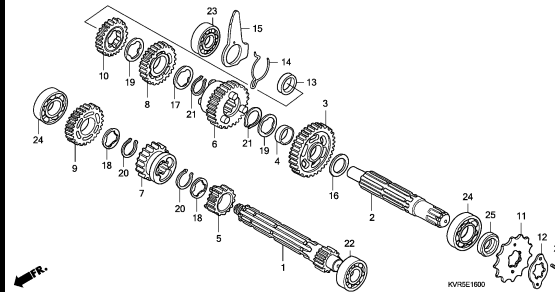
D15



E-16

TRANSMISSION

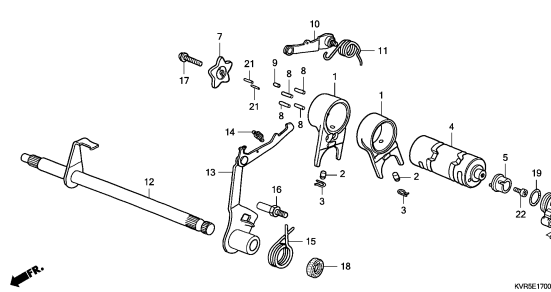
D16



E-17

GEARSHIFT DRUM

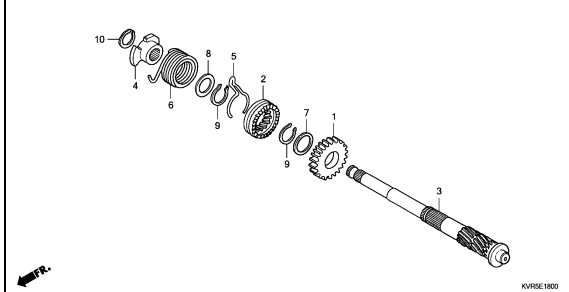
E 2



E-18

KICK STARTER SPINDLE

E 3



2

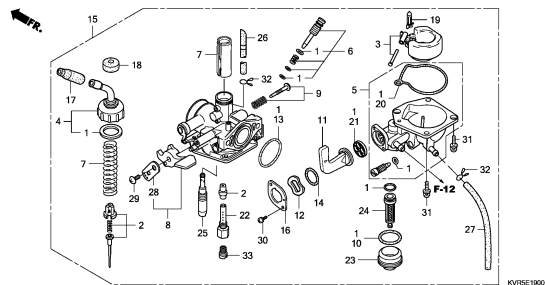
ENGINE GROUP

C 6

E-19

E 4

CARBURETOR



2

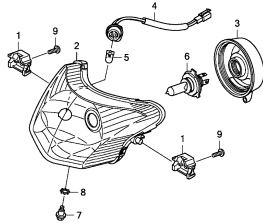
FRAME GROUP

C 7

F-1

HEADLIGHT

F 1

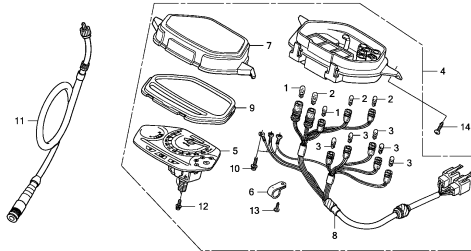


KVRSF0100

F-2

METER

F 2

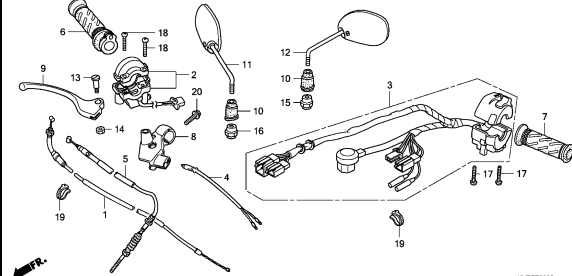


KVRSF0200

F-3

HANDLE LEVER/SWITCH/CABLE

F 3

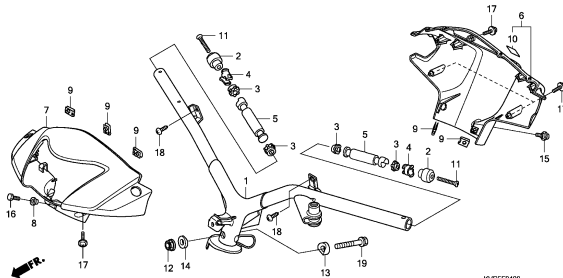


KVRSF0300

F-4

HANDLE PIPE

F 4

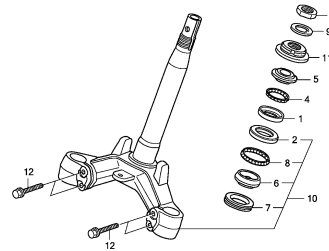


KVRSF0400

F-5

STEERING STEM

F 5

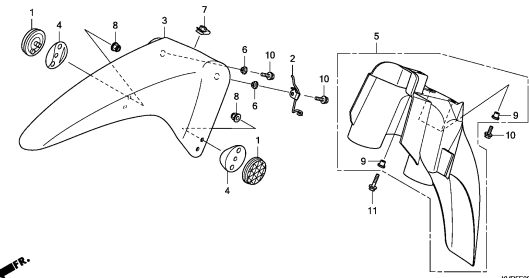


KVRSF0500

F-6

FRONT FENDER

F 6

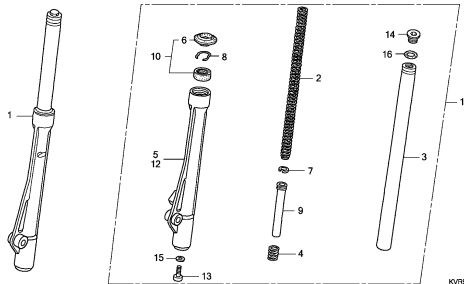


KVRSF0600

F-7

FRONT FORK

F 7

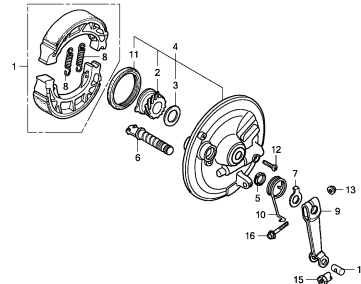


KVRSF0700

F-8

FRONT BRAKE PANEL

F 8

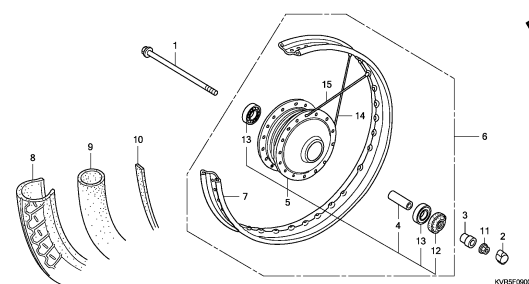


KVRSF0800

F-9

FRONT WHEEL(1SH)

F 9



KVRSF0900

3

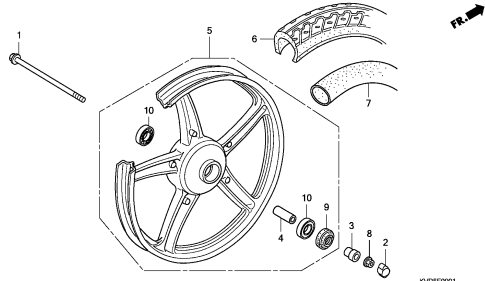
FRAME GROUP

C 8

F-9-1

FRONT WHEEL(3SH)

F10

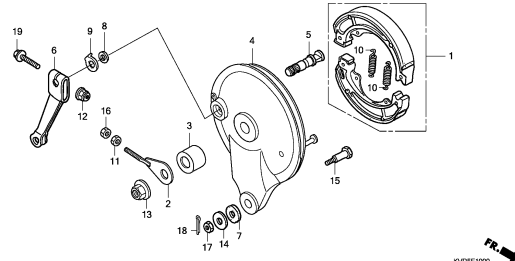


KVRSF1061

F-10

REAR BRAKE PANEL

F11

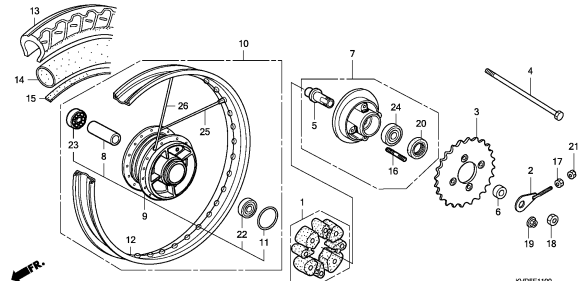


KVRSF1000

F-11

REAR WHEEL(1SH)

F12

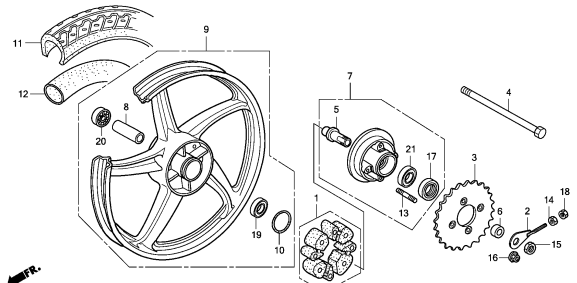


KVRSF1100

F-11-1

REAR WHEEL(3SH)

F14

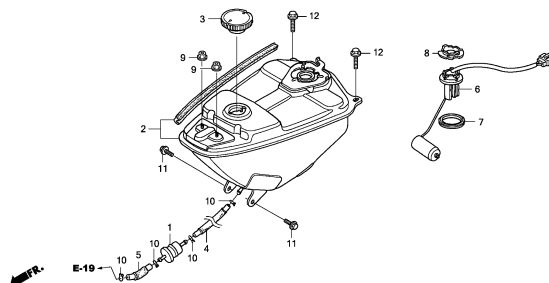


KVRSF1161

F-12

FUEL TANK

F15

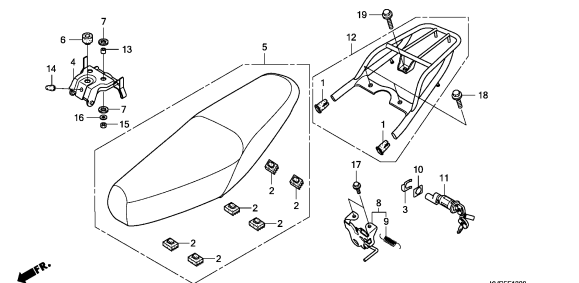


KVRSF1200

F-13

SEAT

F16

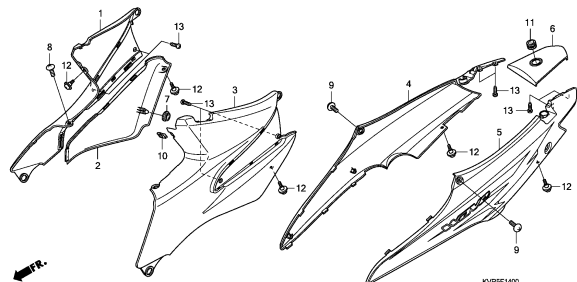


KVRSF1300

F-14

BODY COVER

G 1

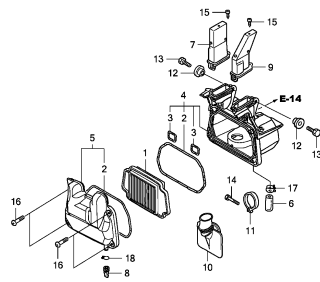


KVRSF1400

F-15

AIR CLEANER

G 3

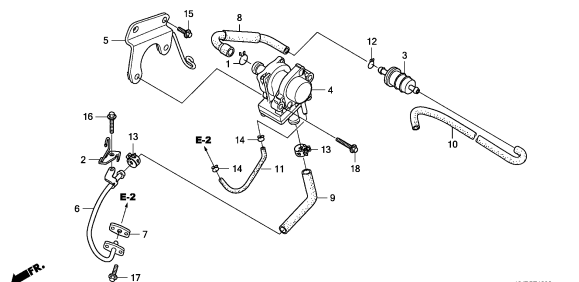


KVRSF1500

F-16

AIR SUCTION VALVE

G 4



KVRSF1600

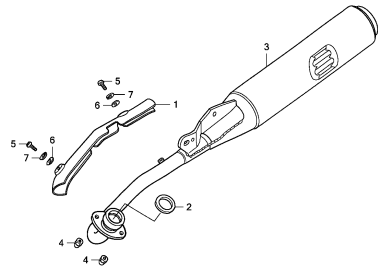
FRAME GROUP

C 9

F-17

EXHAUST MUFFLER

G 5

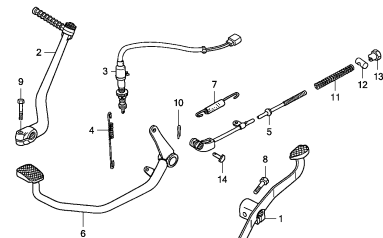


KVRSF1700

F-18

PEDAL/KICK STARTER ARM

G 6

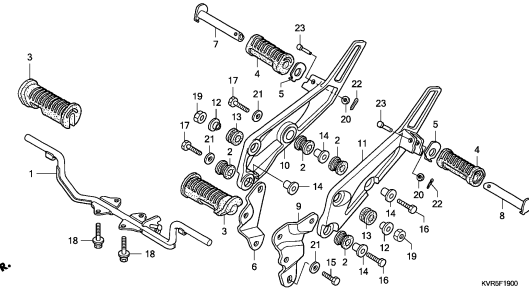


KVRSF1800

F-19

STEP

G 7

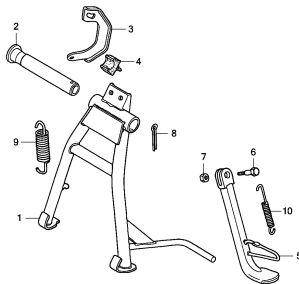


KVRSF1900

F-20

STAND

G 8

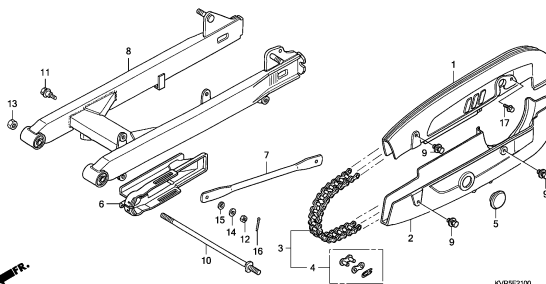


KVRSF2000

F-21

SWINGARM

G 9

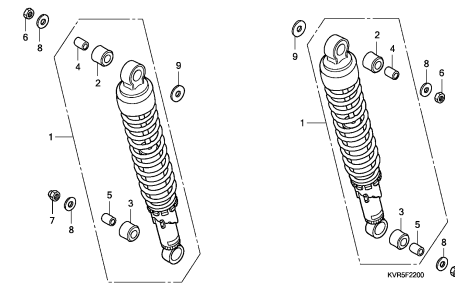


KVRSF2100

F-22

REAR CUSHION

G10

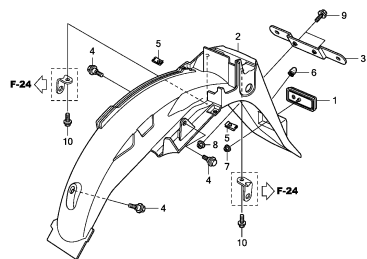


KVRSF2200

F-23

REAR FENDER

G11

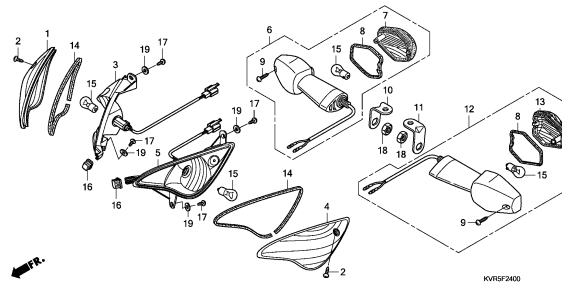


KVRSF2300

F-24

WINKER

G12

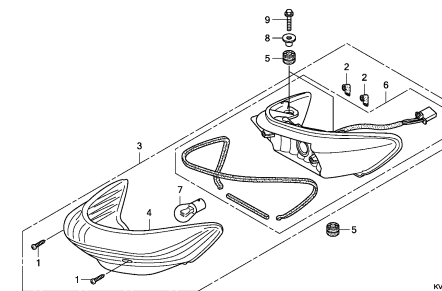


KVRSF2400

F-25

TAILLIGHT

G13



KVRSF2500

3

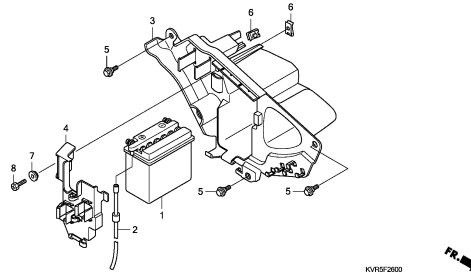
FRAME GROUP

C10

F-26

BATTERY

G14



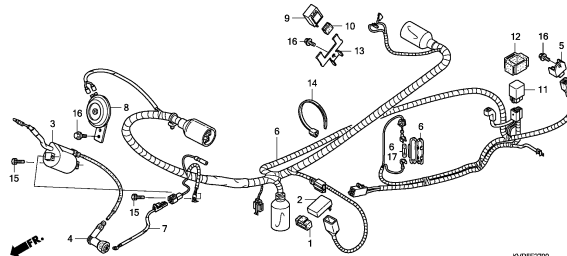
KVRSF2600



F-27

WIRE HARNESS

G15



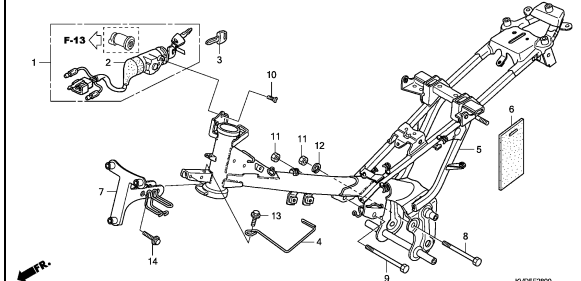
KVRSF2700



F-28

FRAME BODY

G16



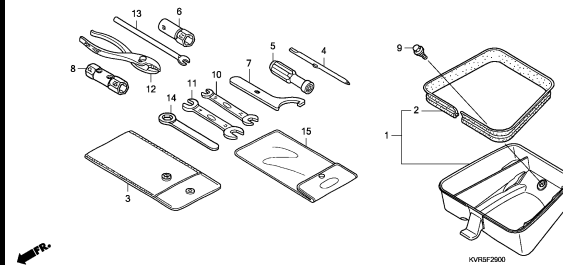
KVRSF2800



F-29

TOOLS

H 1



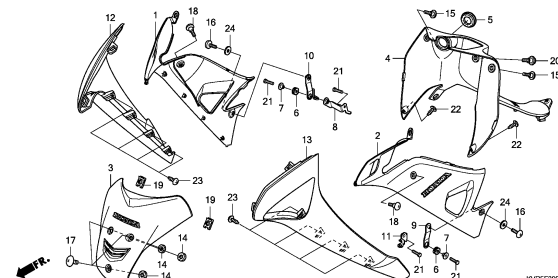
KVRSF2900



F-30

MAIN PIPE COVER

H 2



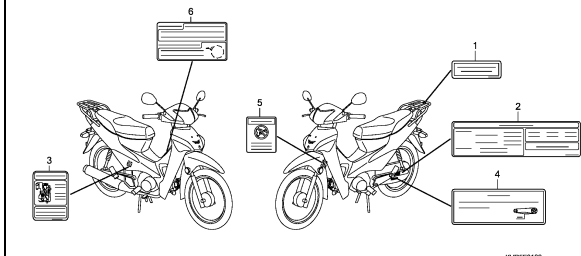
KVRSF3000



F-31

CAUTION LABEL

H 4

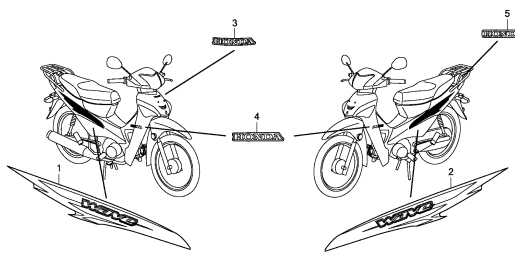


KVRSF3100

F-32

MARK/STRIPE

H 5

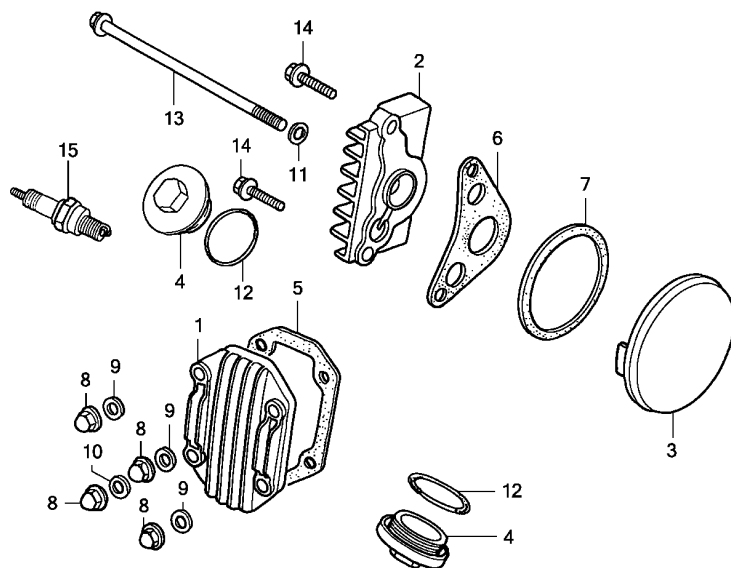


KVRSF3200

E-1

CYLINDER HEAD COVER

D 1

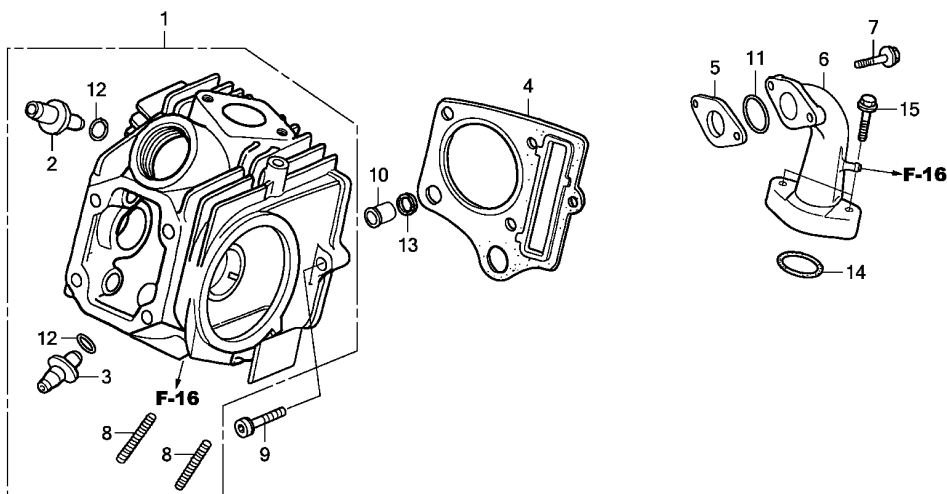


KVR5E0100

Ref. No.	L.O.N.	(Relative ref. Number) Description	F.R.T.
1		(5) COVER, CYLINDER HEAD	0.4
2	1111C4	(6) COVER, CYLINDER HEAD SIDE :LEFT	0.4
	1111D1	:RIGHT	0.4
3		(7) COVER, CYLINDER HEAD SIDE :LEFT	0.3
	1111D0	:RIGHT	0.4
	1111Y5	:BOTH	0.4
15	614130	PLUG, SPARK	0.1

Ref. No.	Part No.	Description	Reqd. QTY NF100 1SH/3SH A	Serial No.	Parts catalogue code
1	12301-KVR-C00	COVER, CYLINDER HEAD	1		
2	12331-KVR-C00	COVER, R. CYLINDER HEAD SIDE	1		
3	12341-KVR-C00	COVER, L. CYLINDER HEAD SIDE	1		
4	12361-035-000	CAP, TAPPET ADJUSTING HOLE ..	2		
5	12391-KVR-C00	GASKET, CYLINDER HEAD COVER -	1		
6	12394-KVR-C00	GASKET, R. CYLINDER HEAD SIDE COVER	1		
7	12395-KVR-C00	GASKET, L. CYLINDER HEAD SIDE COVER	1		
8	90201-KVR-C00	NUT, CAP, 7MM	4		
9	90442-GF6-010	WASHER, SEALING, 7MM	3		
10	90443-GF6-010	WASHER A, SEALING, 7MM	1		
11	90463-KRM-840	WASHER, SEALING, 6.2X12X1.2 -	1		
12	91302-KEV-900	O-RING, 30.8X3	2		
13	95701-06110-00	BOLT, FLANGE, 6X110	1		
14	96001-06020-00	BOLT, FLANGE, 6X20	2		
15	98056-56718	PLUG, SPARK (CR6HSA)(NGK) ...	1		
	98056-57718	PLUG, SPARK (CR7HSA)(NGK) ...	(1)		

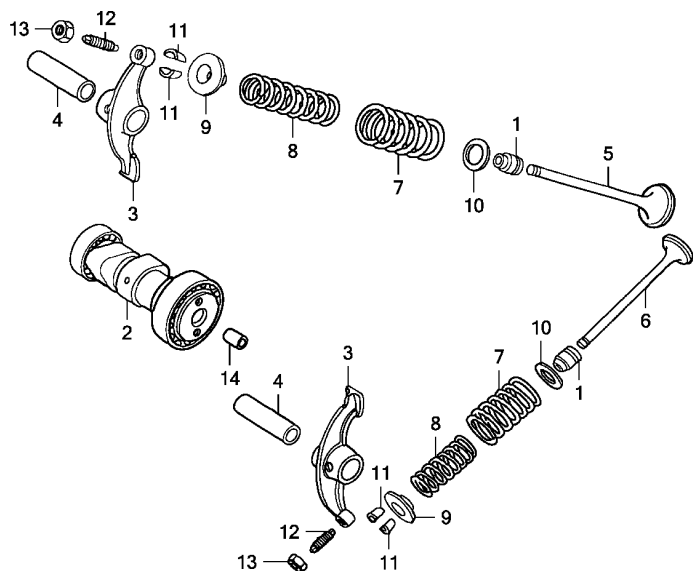
2



KVR5E0200

Ref. No.	L.O.N.	(Relative ref. Number) Description	F.R.T.
1	111106	HEAD, CYLINDERINCLUDES: Valve adjust and reface (12)	2.0
2	1111L9	GUIDE, INTAKE VALVE(ONE)INCLUDES: Reaming .INCLUDES: Valve adjust and reface (12)	2.0
3	1111M0	GUIDE, EXHAUST VALVE(ONE)INCLUDES: Reaming .INCLUDES: Valve adjust and reface	2.0
	1111M9	GUIDE, VALVE :FOR 1 VEHICLE .. .INCLUDES: Reaming .INCLUDES: Valve adjust and reface	2.3
4	111115	GASKET, CYLINDER HEAD (11)	1.1
5	311131	INSULATOR, THROTTLE BODY/ CARBURETOR	0.4
6	111107	MANIFOLD, INTAKE	0.7

Ref. No.	Part No.	Description	Reqd. QTY NF100 1SH/3SH A	Serial No.	Parts catalogue code
1	12200-KVR-G00	HEAD COMP., CYLINDER	1		
2	12237-GB4-305	GUIDE, IN. VALVE (O.S.)	1		
3	12245-GB4-305	GUIDE, EX. VALVE (O.S.)	1		
4	12250-GF6-003	GASKET ASSY., CYLINDER HEAD ..	1		
5	16211-KVR-C00	INSULATOR, CARBURETOR	1		
6	17110-KVR-C00	PIPE COMP., INLET	1		
7	90004-GHB-680	BOLT, FLANGE, 6X28(NSHF)	2		
8	90033-041-020	BOLT, STUD, 6X32	2		
9	90081-GFP-900	BOLT, SOCKET FLANGE, 6X23 ...	1		
10	90602-GB0-911	COLLAR, 9.5MM	1		
11	91304-KVR-C00	O-RING, 25X2.4	1		
12	91305-028-000	O-RING, 9X1.6	2		
13	91306-KVR-C00	GASKET, RUBBER, 9MM	1		
14	91313-KVR-C00	O-RING, 27X2.0	1		
15	95701-06025-00	BOLT, FLANGE, 6X25	2		



FR.

KVR5E0300

Ref. No.	L.O.N.	(Relative ref. Number) Description	F.R.T.
2	111118	CAMSHAFTINCLUDES: Valve adjustment (4)	0.8
3	1111K8	ARM, INTAKE VALVE ROCKER(ONE) .INCLUDES: Valve adjustment	1.3
	1111K9	ARM, EXHAUST VALVE ROCKER(ONE) .INCLUDES: Valve adjustment	1.3
	1111L8	ARM, VALVE ROCKER :FOR 1 VEHICLE	1.3
		.INCLUDES: Valve adjustment	
5	1111N0	VALVE, INTAKE(ONE)	1.6
		.INCLUDES: Refacing	
6	1111N1	VALVE, EXHAUST(ONE)	1.6
		.INCLUDES: Refacing	
	1111P0	VALVE :FOR 1 VEHICLE	1.8
		.INCLUDES: Refacing (1,8,9,10,11)	
7	1111P2	SPRING AND/OR STEM SEAL, INTAKE VALVE(ONE)	1.4
	1111P3	SPRING AND/OR STEM SEAL, EXHAUST VALVE(ONE)	1.4
	1111Q2	SPRING AND/OR STEM SEAL, VALVE :FOR 1 VEHICLE	1.5

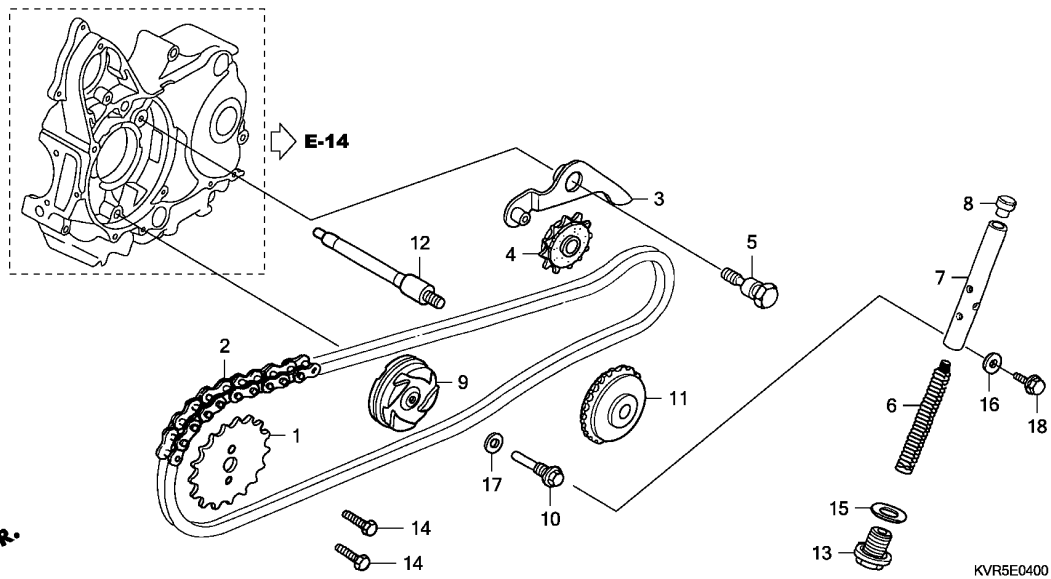
Ref. No.	Part No.	Description	Reqd. QTY	Serial No.	Parts catalogue code
			NF100 1SH/3SH A		
1	12209-GB4-682	SEAL, VALVE STEM (ARAI)	2		
2	14100-KVR-C00	CAMSHAFT COMP.	1		
3	14431-KVR-C00	ARM, VALVE ROCKER	2		
4	14451-KVR-C00	SHAFT, ROCKER ARM	2		
5	14711-GN5-913	VALVE, IN.	1		
6	14721-KVR-C00	VALVE, EX.	1		
7	14751-GBG-900	SPRING, VALVE OUTER	2		
8	14761-GBG-900	SPRING, VALVE INNER	2		
9	14771-KVR-C00	RETAINER, VALVE SPRING	2		
10	14775-KVR-C00	SEAT, VALVE SPRING OUTER	2		
11	14781-MA6-000	COTTER, VALVE	4		
12	90012-KVR-C00	SCREW, TAPPET ADJUSTING	2		
13	90206-KVR-C00	NUT, TAPPET ADJUSTING	2		
14	90702-KVR-C00	DOWEL PIN, SPECIAL, 8X12	1		



E-4

CAM CHAIN/TENSIONER

D 4



Ref. No.	L.O.N.	(Relative ref. Number) Description	F.R.T.
1	1111Q4	SPROCKET, CAM	0.6
2	110140	CHAIN, CAM	1.9
3	111151	ARM, CAM CHAIN TENSIONER	0.9
4	111148	ROLLER(S), CAM CHAIN TENSIONER (6,8)	0.9
7	1111Q3	ROD, CAM CHAIN TENSIONER PUSH	0.3
9	1111G4	ROLLER, CAM CHAIN GUIDE	1.2
11	1111J0	SPROCKET, CAM CHAIN GUIDE	4.1
		.INCLUDES: Engine removal and installation	
12	1111V3	BOLT, CAM CHAIN GUIDE ROLLER .	4.1
		.INCLUDES: Engine removal and installation	

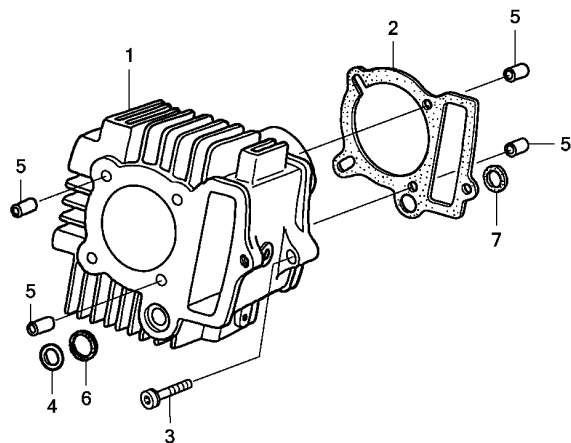
Ref. No.	Part No.	Description	Reqd. QTY	Serial No.	Parts catalogue code
			NF100 1SH/3SH A		
1	14321-KVR-C00	SPROCKET, CAM (28T)	1		
2	14401-KVR-C00	CHAIN, CAM (84L)	1		
3	14500-KVR-C00	ARM COMP., CAM CHAIN TENSIONER	1		
4	14502-086-000	ROLLER, CAM CHAIN TENSIONER	1		
5	14531-KVR-C00	PIVOT, CAM CHAIN TENSIONER ..	1		
6	14541-KVR-C00	SPRING, TENSIONER	1		
7	14550-KVR-C00	ROD COMP., TENSIONER PUSH ...	1		
8	14566-KVR-C00	HEAD, TENSIONER PUSH ROD	1		
9	14610-086-010	ROLLER COMP., CAM CHAIN GUIDE	1		
10	14615-KVR-C00	PIN, GUIDE ROLLER	1		
11	14670-KVR-C00	SPROCKET COMP., CAM CHAIN GUIDE (25T)	1		
12	14675-KVR-C00	SPINDLE, CAM CHAIN GUIDE SPROCKET	1		
13	90081-KVR-C00	BOLT, SEALING, 14MM	1		
14	90083-KTT-900	BOLT, KNOCK, 5MM	2		
15	90441-KVR-C00	WASHER, SEALING, 14MM	1		
16	90463-KRM-840	WASHER, SEALING, 6.2X12X1.2 .	1		
17	90475-KWB-600	WASHER, 8MM	1		
18	95701-06018-00	BOLT, FLANGE, 6X18	1		

2

E-5

CYLINDER

D 5



FR.

KVR5E0500

Ref. No.	L.O.N.	(Relative ref. Number) Description	F.R.T.
1	1111A5	CYLINDER	1.4
2	111102	GASKET, CYLINDER	1.3

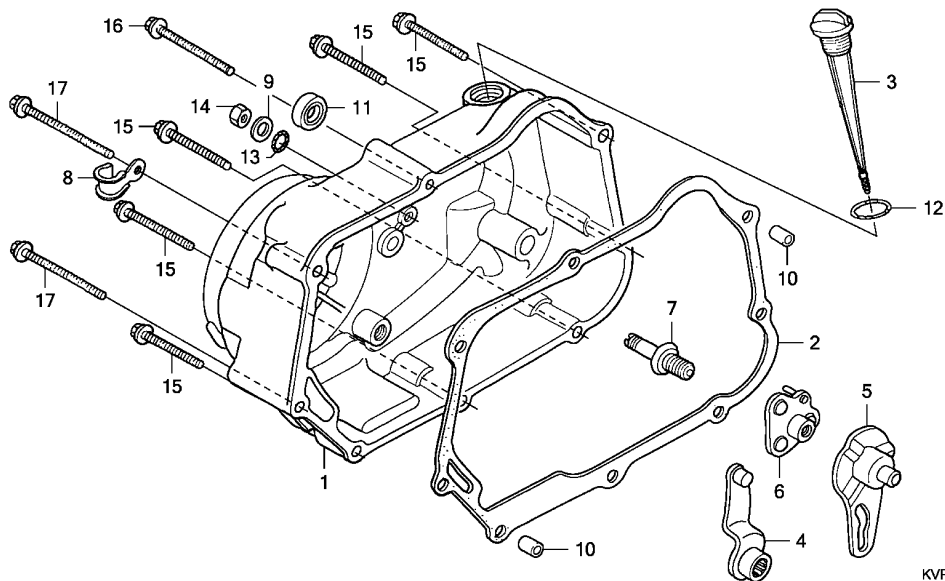
Ref. No.	Part No.	Description	Reqd. QTY	Serial No.	Parts catalogue code
			NF100 1SH/3SH A		
1	12101-KVR-C00	CYLINDER	1		
2	12191-KVR-C00	GASKET, CYLINDER	1		
3	90081-GFP-900	BOLT, SOCKET FLANGE, 6X23	1		
4	90603-GB0-911	COLLAR, 14.8MM	1		
5	90701-KVR-C00	DOWEL PIN, SPECIAL, 8X14	4		
6	91303-035-000	PACKING, RUBBER, 16MM	1		
7	91311-KVR-C00	O-RING, 14.5MM	1		

2

E-6

RIGHT CRANKCASE COVER

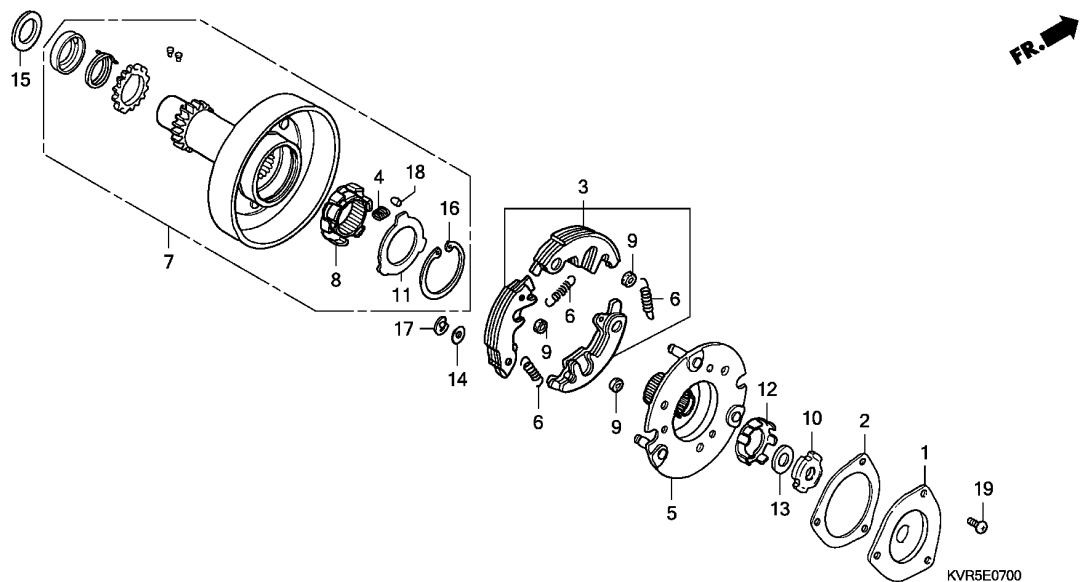
D 6



Ref. No.	L.O.N.	(Relative ref. Number) Description	F.R.T.
1	110159	COVER, CRANKCASE :RIGHT	0.8
2	110158	GASKET, CRANKCASE COVER :RIGHT	0.6
4	2121A7	LEVER, CLUTCH	0.7
5	2121A9	PLATE, CLUTCH CAM	0.6
6	2121C5	PLATE, CLUTCH CAM LIFTER	0.7
7	2121E3	SCREW, CLUTCH ADJUSTING	0.7
11	112105	OIL SEAL, KICK STARTER SPINDLE	0.6

Ref. No.	Part No.	Description	Reqd. QTY	Serial No.	Parts catalogue code
			NF100		
			1SH/3SH		
			A		
1	11330-KVR-C00	COVER COMP., R. CRANKCASE	1		
2	11394-KVR-C00	GASKET, R. CRANKCASE COVER	1		
3	15651-KVR-650	GAUGE, OIL LEVEL	1		
4	22810-KVR-C00	LEVER COMP., CLUTCH	1		
5	22823-KVR-C00	PLATE, CLUTCH LIFTER CAM	1		
6	22840-KVR-C00	LIFTER COMP., CLUTCH	1		
7	22846-KVR-C00	BOLT, CLUTCH ADJUSTING	1		
8	32921-KVR-G00	CLIP, HIGH TENSION CORD	1		
9	90485-KVR-C00	WASHER, 8MM	1		
10	90702-KVR-C00	DOWEL PIN, SPECIAL, 8X12	2		
11	91202-KVR-C01	OIL SEAL, 13.8X24X5	1		
12	91307-KRM-840	O-RING, 18X3	1		
13	91312-KVR-C00	O-RING, 8MM	1		
14	94030-08000	NUT, HEX., 8MM	1		
15	96001-06040-00	BOLT, FLANGE, 6X40	5		
16	96001-06065-00	BOLT, FLANGE, 6X65	1		
17	96001-06080-00	BOLT, FLANGE, 6X80	2		

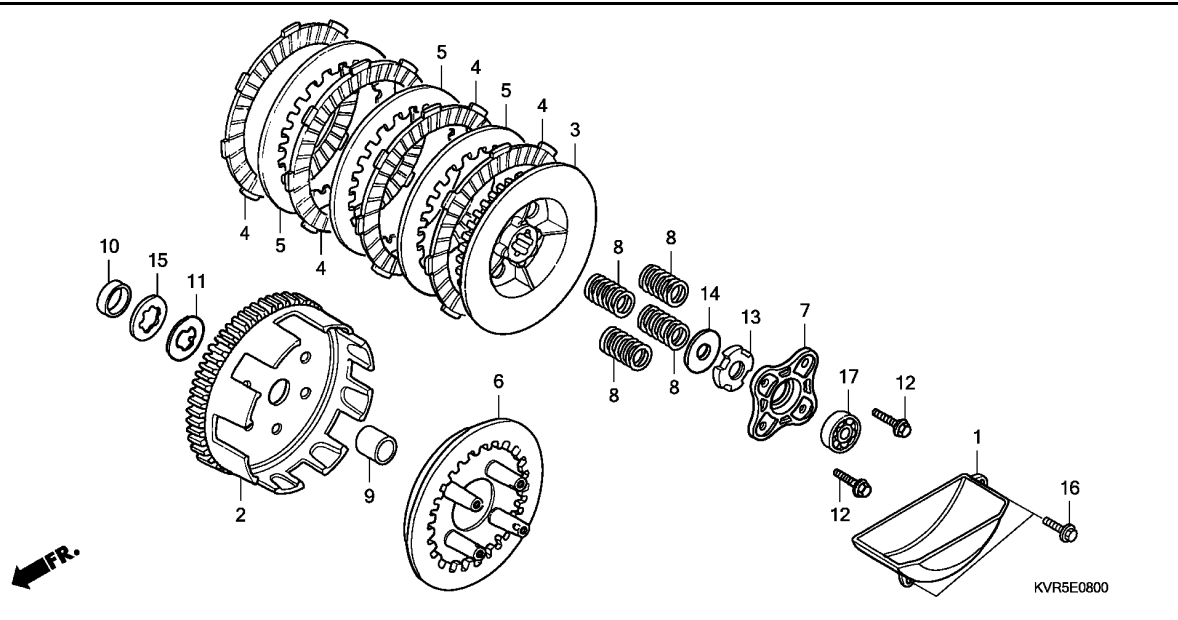
2



Ref. No.	L.O.N.	(Relative ref. Number) Description	F.R.T.
1	(2)		
2121D8		COVER, OIL FILTER	0.7
3	(6,9)		
2121A6		WEIGHT SET, CLUTCH	1.0
5	2121A2	PLATE, CLUTCH DRIVE	1.0
7	2121D9	OUTER, PRIMARY CLUTCH	1.0
8	(4,18)		
2121D7		INNER, ONE-WAY CLUTCH	1.0

Ref. No.	Part No.	Description	Reqd. QTY NF100 1SH/3SH A	Serial No.	Parts catalogue code
1	15431-KVR-C00	COVER, OIL FILTER	1		
2	15439-KVR-C00	GASKET, OIL FILTER	1		
3	22535-KVR-C00	WEIGHT SET, PRIMARY CLUTCH ..	1		
4	22606-KVR-C00	SPRING, ONE WAY RETAINER	6		
5	22610-KVR-C00	PLATE COMP., PRIMARY DRIVE ..	1		
6	22641-GN8-920	SPRING, PRIMARY CLUTCH	3		
7	22660-KVR-C00	OUTER ASSY., PRIMARY CLUTCH ..	1		
8	22670-KVR-C00	INNER COMP., ONE-WAY CLUTCH ..	1		
9	22804-GB2-000	RUBBER, CLUTCH DAMPER	3		
10	90231-198-010	NUT B, LOCK, 14MM	1		
11	90401-KVR-C00	WASHER, 30X45X0.8	1		
12	90431-KVR-C00	WASHER, LOCK	1		
13	90432-KVR-C00	WASHER B, LOCK	1		
14	90442-GN5-910	WASHER, THRUST, 8MM	3		
15	90453-KVR-C00	WASHER, THRUST, 19X28X1.5 ...	1		
16	90455-KVR-C00	CIRCLIP, INTERNAL, 45MM	1		
17	90605-166-720	CIRCLIP, 7MM	3		
18	91106-KVR-C00	ROLLER, 5X8	6		
19	93500-05008-0A	SCREW, PAN, 5X8	3		





Ref. No.	L.O.N.	(Relative ref. Number) Description	F.R.T.
1	1131B9	SEPARATOR, OIL	1.0
2	2121A0	OUTER, CLUTCH	1.2
3	212112	CENTER, CLUTCH	1.2
4		(5)	
	2121A1	DISC, CLUTCH FRICTION	1.2
		.NOTE: Same time for two units or more	
6	2121A3	PLATE, CLUTCH PRESSURE	1.2
7	2121A4	PLATE, CLUTCH LIFTER	1.0
8	212107	SPRING, CLUTCH	1.0
		.NOTE: Same time for two units or more	
17	2121B4	BEARING, CLUTCH LIFTER	0.7

Ref. No.	Part No.	Description	Reqd. QTY	Serial No.	Parts catalogue code
			NF100 1SH/3SH A		
1	15661-KVR-C00	PLATE COMP., OIL SEPARATE ...	1		
2	22110-KVR-C00	OUTER COMP., CLUTCH (69T) ...	1		
3	22120-GN5-910	CENTER COMP., CLUTCH	1		
4	22201-KVR-C01	DISK, CLUTCH FRICTION	4		
5	22311-107-000	PLATE, CLUTCH	3		
6	22350-115-020	PLATE, CLUTCH PRESSURE	1		
7	22361-GN8-920	PLATE, CLUTCH LIFTER	1		
8	22401-KVR-C00	SPRING, CLUTCH	4		
9	23112-KVR-C00	COLLAR, CENTER CLUTCH	1		
10	23216-GN5-910	COLLAR, DISTANCE	1		
11	23217-KVR-C00	SET RING, 17MM	1		
12	90050-357-000	BOLT, SPECIAL FLANGE, 6X22 ..	4		
13	90231-KVR-C00	NUT, LOCK, 14MM	1		
14	90432-KVR-C00	WASHER B, LOCK	1		
15	90462-KVR-C00	WASHER B, SPLINE, 17MM	1		
16	96001-06020-00	BOLT, FLANGE, 6X20	2		
17	96100-60000-00	BEARING, RADIAL BALL, 6000 ..	1		

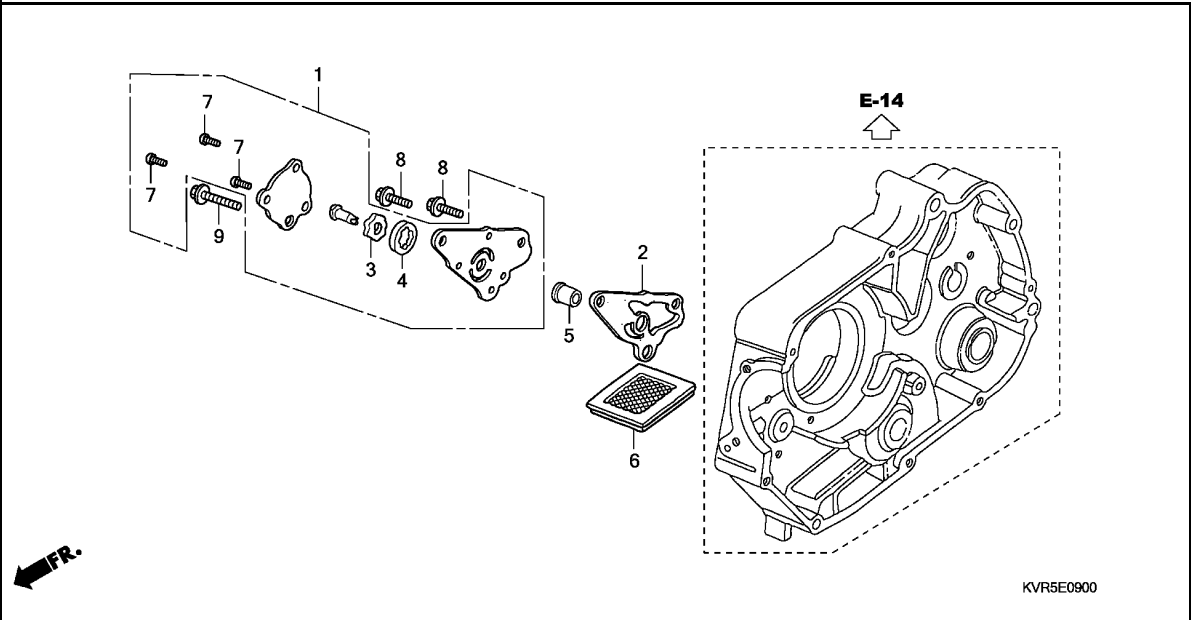
KVR5E0800

2

E-9

OIL PUMP

D 9



Ref. No.	L.O.N.	(Relative ref. Number) Description	F.R.T.
1		(2)	
113105		PUMP ASSY., OIL	1.2
6	1131B5	SCREEN, OIL FILTER	0.6

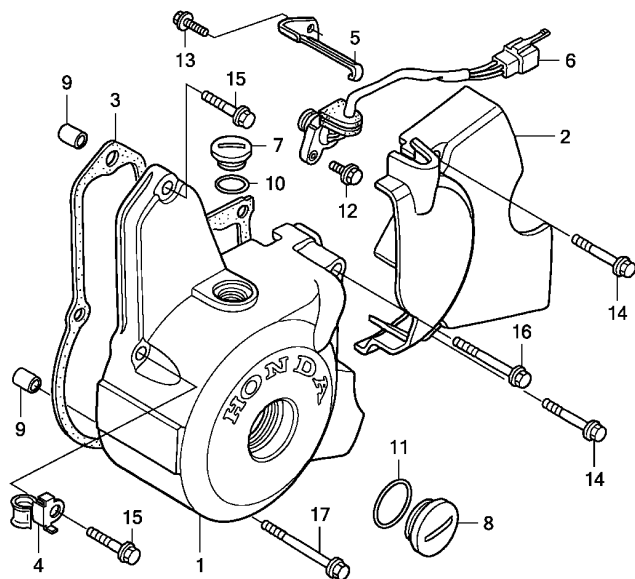
Ref. No.	Part No.	Description	Reqd. QTY NF100 1SH/3SH A	Serial No.	Parts catalogue code
1	15100-KVR-C00	PUMP ASSY., OIL	1		
2	15119-178-000	GASKET, OIL PUMP BODY	1		
3	15331-KVR-C00	ROTOR, OIL PUMP INNER	1		
4	15332-KVR-C00	ROTOR, OIL PUMP OUTER	1		
5	15384-KVR-C00	PIVOT, OIL PUMP	1		
6	15421-KSP-910	SCREEN, OIL FILTER	1		
7	93500-05010-OA	SCREW, PAN, 5X10	3		
8	95701-06018-00	BOLT, FLANGE, 6X18	2		
9	95701-06025-00	BOLT, FLANGE, 6X25	1		

2

E-10

LEFT CRANKCASE COVER

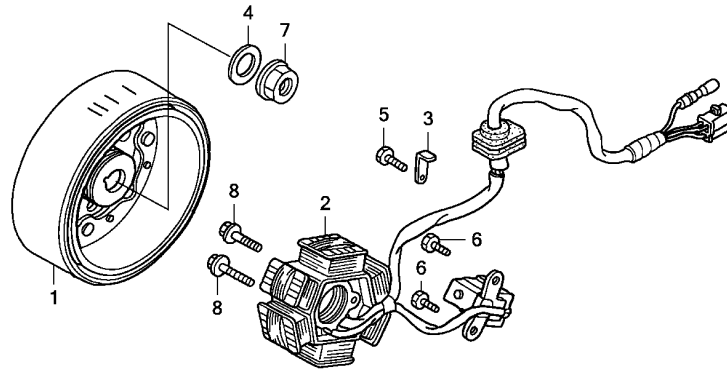
D10



Ref. No.	L.O.N.	(Relative ref. Number) Description	F.R.T.
1	1101A6	COVER, CRANKCASE :LEFT	0.6
2	1101B0	COVER, CRANKCASE :LEFT REAR ..	0.1
3	1101A3	GASKET, CRANKCASE COVER :LEFT	0.5
6	615126	SWITCH, GEAR POSITION	0.6

Ref. No.	Part No.	Description	Reqd. QTY	Serial No.	Parts catalogue code
			NF100 1SH/3SH A		
1	11341-KVR-C00	COVER, L. CRANKCASE	1		
2	11360-KVR-C00	COVER, L. RR. CRANKCASE	1		
3	11395-KVR-C00	GASKET, L. CRANKCASE COVER ..	1		
4	16106-KVR-C00	CLIP, TUBE	1		
5	32961-KVR-C00	CLAMPER, A.C. GENERATOR CORD	1		
6	35759-KVR-C01	SWITCH ASSY., CHANGE	1		
7	90084-KVR-650	CAP, A.C. GENERATOR	1		
8	90087-KVR-650	CAP, 30MM	1		
9	90702-KVR-C00	DOWEL PIN, SPECIAL, 8X12	2		
10	91308-KVR-C00	O-RING, 13.8X2.5	1		
11	91309-KVR-C00	O-RING, 27X2	1		
12	96001-06012-00	BOLT, FLANGE, 6X12	1		
13	96001-06016-00	BOLT, FLANGE, 6X16	1		
14	96001-06028-00	BOLT, FLANGE, 6X28	2		
15	96001-06032-00	BOLT, FLANGE, 6X32	2		
16	96001-06050-00	BOLT, FLANGE, 6X50	1		
17	96001-06070-00	BOLT, FLANGE, 6X70	1		

2



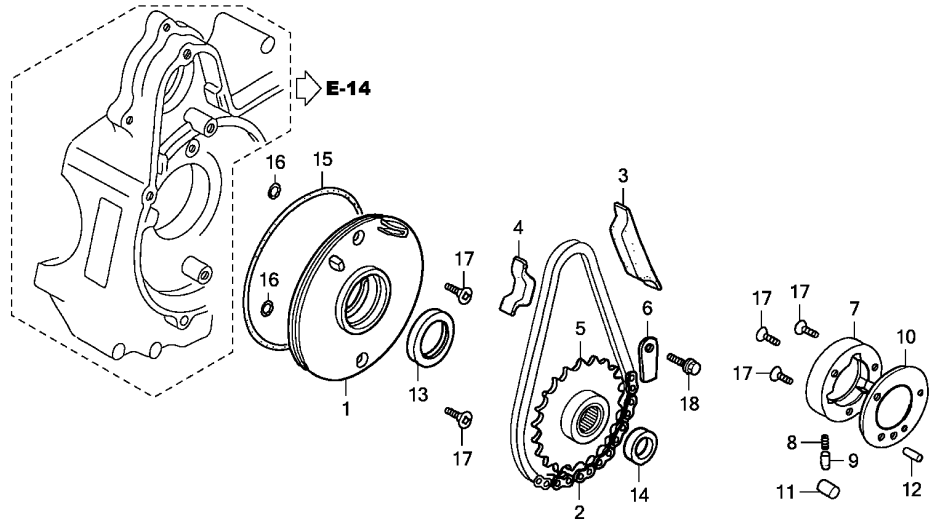
FR.

KVR5E1100

Ref. No.	L.O.N.	(Relative ref. Number) Description	F.R.T.
1	613105	ROTOR OR FLYWHEEL	0.7
2	6131A3	STATOR	0.7

Ref. No.	Part No.	Description	Reqd. QTY	Serial No.	Parts catalogue code
			NF100		
			1SH/3SH		
			A		
1	31110-KVR-G01	FLYWHEEL COMP.	1		
2	31120-KVR-G01	STATOR COMP.	1		
3	31141-KVR-C00	CLAMPER, GENERATOR CORD	1		
4	90410-KVR-C00	WASHER, 10MM	1		
5	93301-05006-OH	BOLT, HEX., 5X6	1		
6	93301-05010-OH	BOLT, HEX., 5X10	2		
7	94050-10000	NUT, FLANGE, 10MM	1		
8	96001-06022-00	BOLT, FLANGE, 6X22	2		





Ref. No.	L.O.N.	(Relative ref. Number) Description	F.R.T.
1	6131A4	BASE, STATOR	0.8
2	6121C1	CHAIN, STARTER DRIVE	0.7
5	1101K5	(14) SPROCKET, STARTER DRIVEN	0.7
7	612131	(10,12) OUTER, STARTING CLUTCH	0.7
11	6121B0	(8,9) ROLLER, STARTING CLUTCH	0.7
		.NOTE: Same time for two units or more	
13	110131	OIL SEAL, CRANKSHAFT :LEFT ...	0.8
15	6131B5	O-RING, STATOR BASE	0.8

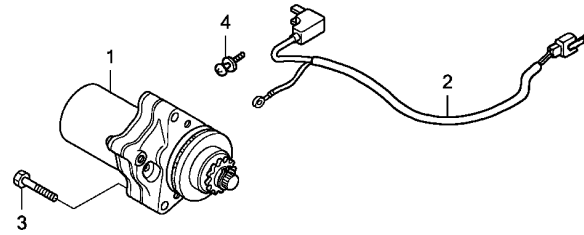
Ref. No.	Part No.	Description	Reqd. QTY	Serial No.	Parts catalogue code
			NF100 1SH/3SH A		
1	11321-KVR-C00	PLATE, OIL SEPARATE	1		
2	28101-KVR-C00	CHAIN, STARTING (25H-62L) ...	1		
3	28102-KVR-C00	GUIDE, STARTER CHAIN	1		
4	28103-KVR-C00	PROTECTOR, STARTER CHAIN	1		
5	28110-KVR-C00	SPROCKET ASSY., STARTING (41T)	1		
6	28117-KVR-C00	PLATE, STARTING SPROCKET			
		SETTING	1		
7	28120-KVR-C00	OUTER, STARTING CLUTCH	1		
8	28125-KVR-C00	SPRING, STARTING CLUTCH ROLLER	3		
9	28126-KVR-C00	CAP, STARTING CLUTCH ROLLER			
		SPRING	3		
10	28128-KVR-C00	PLATE, STARTING CLUTCH SIDE -	1		
11	91105-KVR-C00	ROLLER, 10X10	3		
12	91107-KVR-C00	ROLLER, 5X11.8	1		
13	91201-GB4-692	OIL SEAL, 30X42X4.5 (ARAI) ...	1		
14	91202-GB4-692	OIL SEAL, 18.9X28X5 (ARAI) ...	1		
15	91301-KVR-C00	O-RING, 107X2	1		
16	91317-GCE-C60	O-RING, 6X1.7	2		
17	93600-06016-0A	SCREW, FLAT, 6X16	5		
18	96001-06010-00	BOLT, FLANGE, 6X10	1		

E-13

STARTER MOTOR

D13

Ref. No.	L.O.N.	(Relative ref. Number) Description	F.R.T.
1	612105	MOTOR, STARTING	0.8
2	6111A5	SUB HARNESS, STARTER	0.5

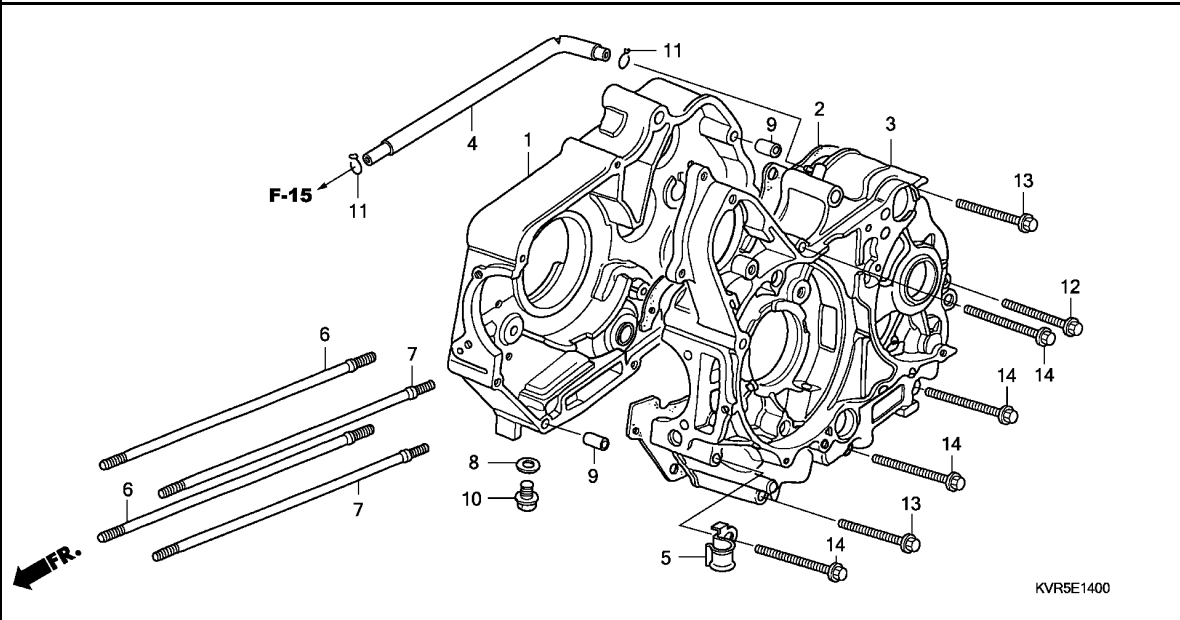


FR.

KVR5E1300

Ref. No.	Part No.	Description	Reqd. QTY NF100 1SH/3SH A	Serial No.	Parts catalogue code
1	31210-KVR-C01	MOTOR UNIT, STARTER	1		
2	32410-KVR-C00	SUB HARNESS A	1		
3	92101-06045-0A	BOLT, HEX., 6X45	3		
4	93892-04006-08	SCREW-WASHER, 4X6	1		

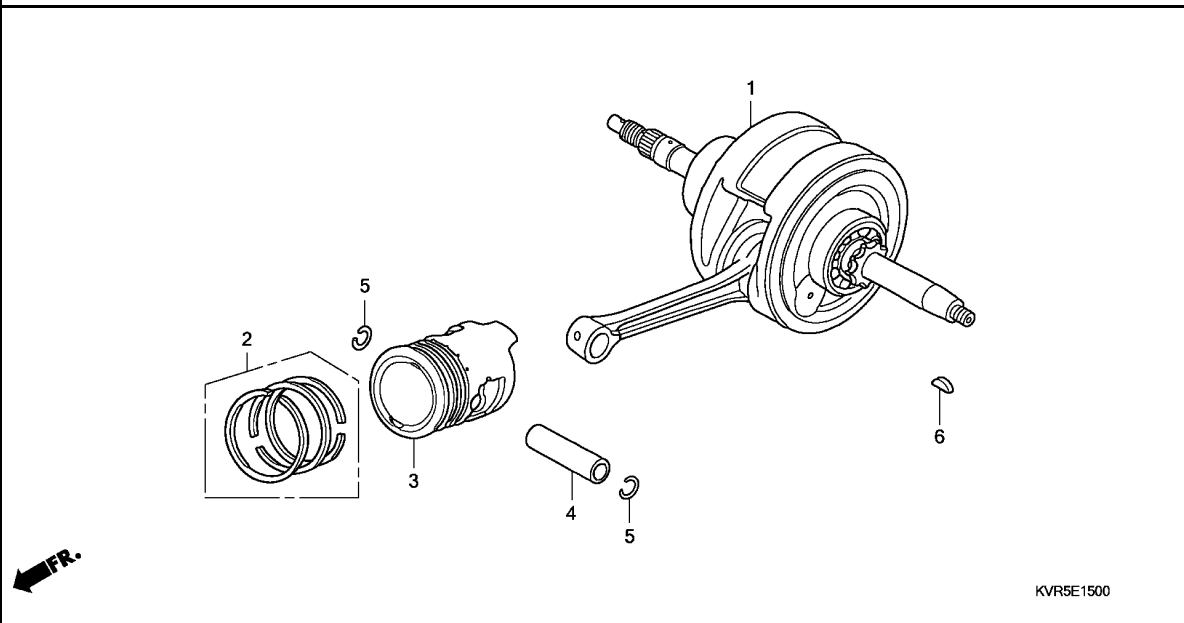
2



Ref. No.	L.O.N.	(Relative ref. Number) Description	F.R.T.
1	110120	CRANKCASE :RIGHTINCLUDES: Engine removal and installation	4.2
2	110110	GASKET, CRANKCASEINCLUDES: Engine removal and installation	3.9
3	110115	CRANKCASE :LEFTINCLUDES: Engine removal and installation	4.6
	1101A2	CRANKCASE :BOTHINCLUDES: Engine removal and installation	5.0

Ref. No.	Part No.	Description	Reqd. QTY	Serial No.	Parts catalogue code
			NF100 1SH/3SH A		
1	11100-KVR-C00	CRANKCASE COMP., R.	1		
2	11191-KVR-C00	GASKET, CRANKCASE	1		
3	11200-KVR-C00	CRANKCASE COMP., L.	1		
4	15761-KRS-C00	TUBE, BREATHER	1		
5	16106-KVR-C00	CLIP, TUBE	1		
6	90031-KVR-C00	BOLT A, CYLINDER STUD (6X198X7)	2		
7	90032-KVR-C00	BOLT B, CYLINDER STUD (6X205.5X7)	2		
8	90407-KVR-C00	PACKING, DRAIN COCK	1		
9	90703-KVR-C00	DOWEL PIN, SPECIAL, 10X14 ...	2		
10	92800-12000	BOLT, DRAIN PLUG, 12MM	1		
11	95002-02130	CLIP, TUBE (B12.5)	2		
12	96001-06050-00	BOLT, FLANGE, 6X50	1		
13	96001-06060-00	BOLT, FLANGE, 6X60	2		
14	96001-06065-00	BOLT, FLANGE, 6X65	4		

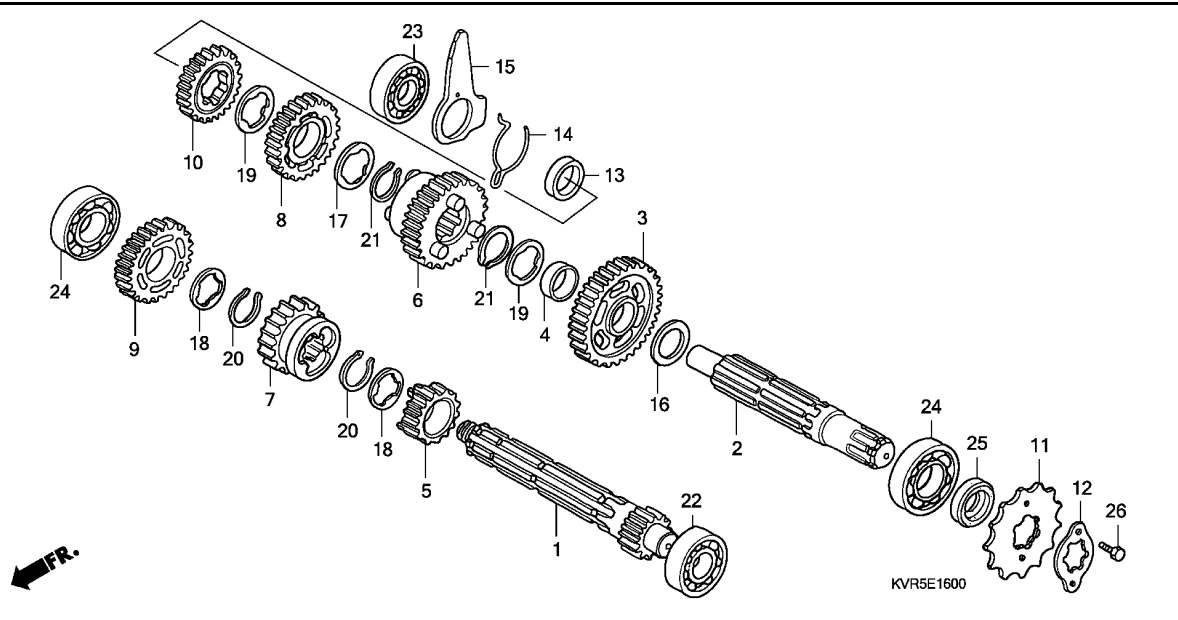
KVR5E1400



Ref. No.	L.O.N.	(Relative ref. Number) Description	F.R.T.
1	1101B5	CRANKSHAFT -INCLUDES: Engine removal and installation (2,4,5)	4.3
3	111103	RING, PISTON AND/OR PISTON (ONE)	1.5

Ref. No.	Part No.	Description	Reqd. QTY NF100 1SH/3SH A	Serial No.	Parts catalogue code
1	13000-KVR-C00	CRANKSHAFT COMP.	1		
2	13011-KRS-305	RING SET, PISTON (STD.)	1		
	13021-KRS-305	RING SET, PISTON (0.25)	(1)		
	13031-KRS-305	RING SET, PISTON (0.50)	(1)		
	13041-KRS-305	RING SET, PISTON (0.75)	(1)		
	13051-KRS-305	RING SET, PISTON (1.00)	(1)		
3	13101-KVR-C00	PISTON (STD.)	1		
	13102-KVR-C00	PISTON (0.25)	(1)		
	13103-KVR-C00	PISTON (0.50)	(1)		
	13104-KVR-C00	PISTON (0.75)	(1)		
	13105-KVR-C00	PISTON (1.00)	(1)		
4	13111-KVR-C00	PIN, PISTON	1		
5	13115-KVR-C00	CLIP, PISTON PIN	2		
6	90741-KTT-900	KEY, WOODRUFF, 4MM	1		





Ref. No.	L.O.N.	(Relative ref. Number) Description	F.R.T.
1		(5,7,9) MAINSHAFT, TRANSMISSION	4.1
	210141	.INCLUDES: Engine removal and installation	
	210141A	.Replace countershaft add	0.2
2		(3,6,8,10) COUNTERSHAFT, TRANSMISSION ...	4.1
	210142	.INCLUDES: Engine removal and installation	
	210142A	.Replace mainshaft add	0.2
11	213135	SPROCKET, DRIVE	0.2
22	2101C2	BEARING, MAINSHAFT :LEFT	4.1
		.INCLUDES: Engine removal and installation	
23	2101C8	BEARING, COUNTERSHAFT :RIGHT ..	4.1
		.INCLUDES: Engine removal and installation	
24	2101C5	BEARING, MAINSHAFT :RIGHT	4.1
		.INCLUDES: Engine removal and installation	
	2101C6	BEARING, MAINSHAFT :BOTH	4.3
		.INCLUDES: Engine removal and installation	
+	2101C7	BEARING, COUNTERSHAFT :LEFT ..	4.1

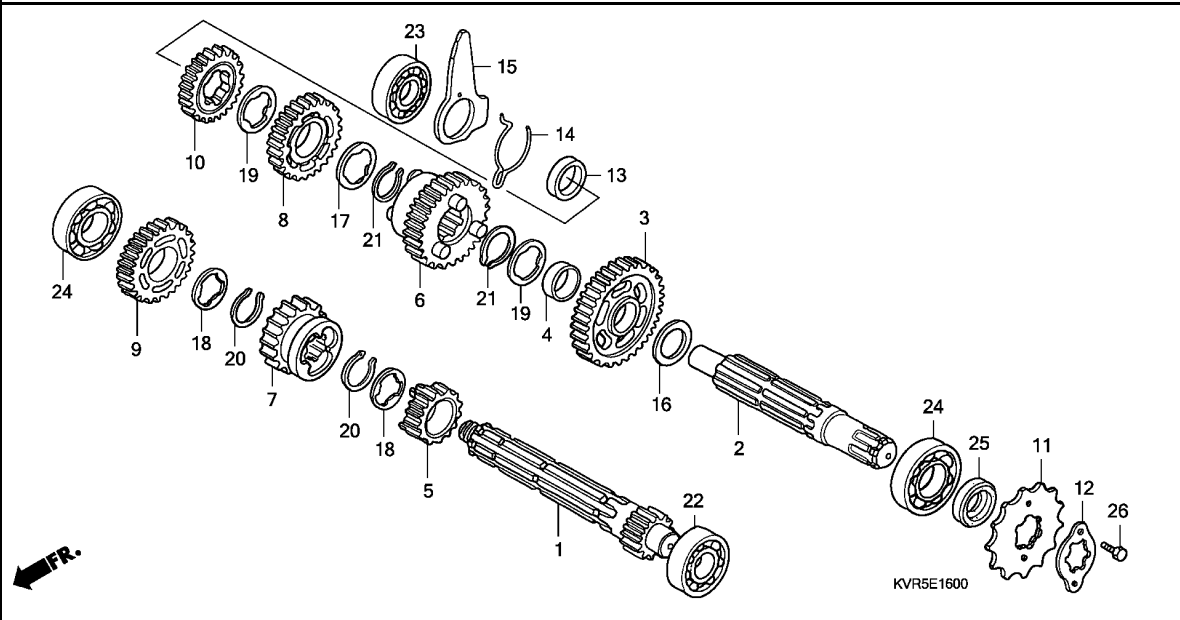
Ref. No.	Part No.	Description	Reqd. QTY	Serial No.	Parts catalogue code
			NF100 1SH/3SH A		
1	23211-KVR-C00	MAINSHAFT (12T)	1		
2	23221-KVR-C00	COUNTERSHAFT	1		
3	23421-KVR-C00	GEAR, COUNTERSHAFT LOW (34T)	1		
4	23422-KVR-C00	BUSH, 20X9	1		
5	23431-KVR-C00	GEAR, MAINSHAFT SECOND (17T)	1		
6	23441-KVR-C00	GEAR, COUNTERSHAFT SECOND (29T)	1		
7	23451-KVR-C00	GEAR, MAINSHAFT THIRD (21T) ..	1		
8	23461-KVR-C00	GEAR, COUNTERSHAFT THIRD (26T)	1		
9	23471-KVR-C00	GEAR, MAINSHAFT FOURTH (24T)	1		
10	23481-KVR-C00	GEAR, COUNTERSHAFT FOURTH (23T)	1		
11	23801-KVR-C00	SPROCKET, DRIVE (14T)	1		
12	23802-KVR-C00	PLATE, FIXING	1		
13	23911-KVR-C00	COLLAR, LOCK PLATE	1		
14	24305-KVR-C00	SPRING, CHANGE FRICTION	1		
15	24306-KVR-C00	PLATE, DRUM LOCK	1		
16	90452-KVR-C00	WASHER, THRUST, 17MM	1		
17	90463-KVR-C00	WASHER B, SPLINE, 20MM	1		
18	90464-KVR-C00	WASHER, SPLINE, 17MM	2		
19	90465-KVR-C00	WASHER A, SPLINE, 20MM	2		
20	90601-KVR-C00	CIRCLIP, 17MM	2		
21	90604-KVR-C00	SET RING, 20MM	2		
22	91013-KVR-C00	BEARING, RADIAL BALL, 6001 ..	1		
23	91014-KVR-C00	BEARING, RADIAL BALL, 6201 ..	1		

2

E-16

TRANSMISSION

E 1

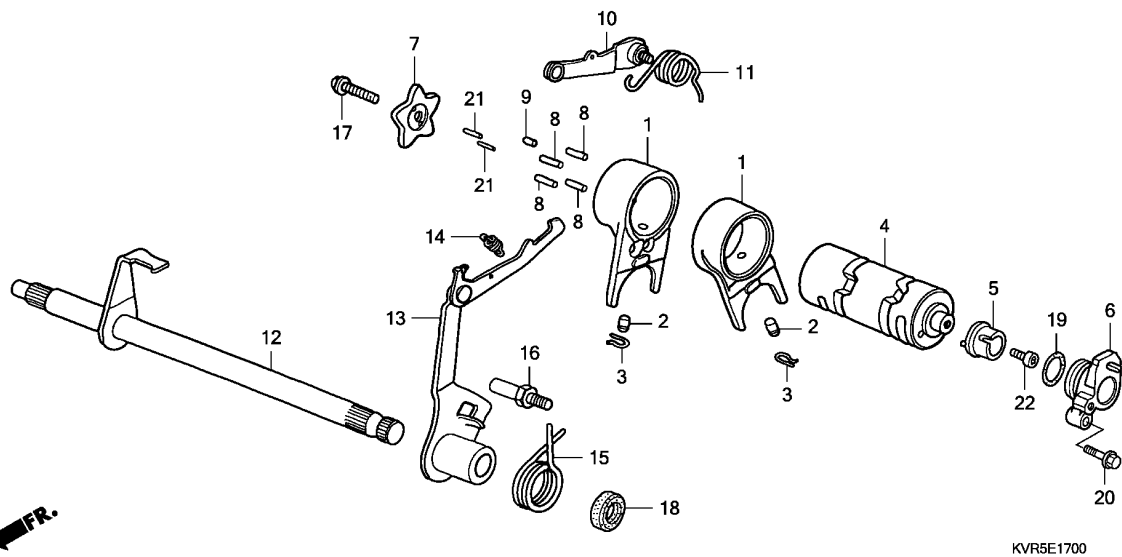


Ref. No.	L.O.N.	(Relative ref. Number) Description	F.R.T.
+24		.INCLUDES: Engine removal and installation	
2101C9		BEARING, COUNTERSHAFT :BOTH ..	4.3
2101D4		BEARING, MAINSHAFT AND COUNTERSHAFT :ALL	4.5
		.INCLUDES: Engine removal and installation	

Ref. No.	Part No.	Description	Reqd. QTY	Serial No.	Parts catalogue code
----------	----------	-------------	-----------	------------	----------------------

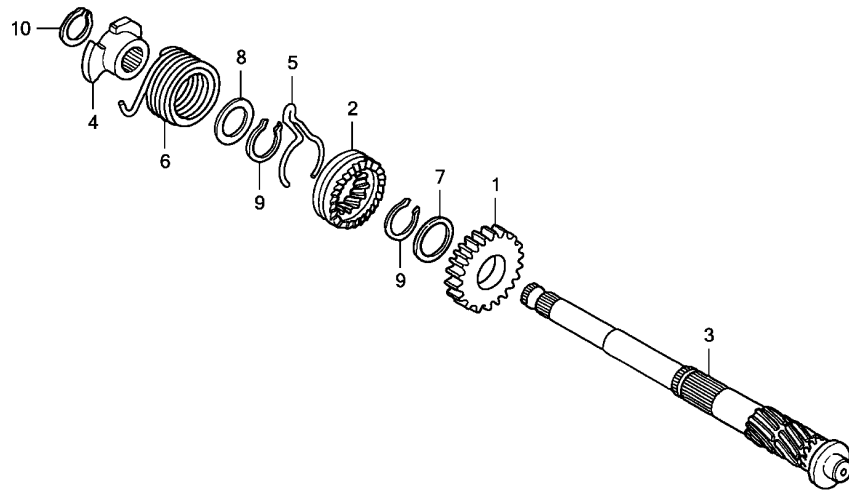
24	91015-KVR-C00	BEARING, RADIAL BALL, 6203 ..	2		
25	91204-KWB-601	OIL SEAL, 17X29X5	1		
26	92101-06010-0A	BOLT, HEX., 6X10	2		

2



Ref. No.	L.O.N.	(Relative ref. Number) Description	F.R.T.
1		(2,3)	
210112		FORK, GEARSHIFTINCLUDES: Engine removal and installation .NOTE: Same time for two units	4.1
4	2101A9	DRUM, GEARSHIFTINCLUDES: Engine removal and installation	4.1
7	2101D6	PLATE, GEARSHIFT DRUM STOPPER (8,9,21)	1.1
10	210125	STOPPER OR SPRING, SHIFT DRUM (11)	1.1
12	210122	SPINDLE, GEARSHIFT (15)	1.2
13	210127	ARM, GEARSHIFT (15)	1.2

Ref. No.	Part No.	Description	Reqd. QTY	Serial No.	Parts catalogue code
			NF100 1SH/3SH A		
1	24211-KVR-C00	FORK, GEARSHIFT	2		
2	24261-KVR-C00	PIN, GEARSHIFT FORK GUIDE ...	2		
3	24263-KVR-C00	CLIP, GEARSHIFT FORK GUIDE PIN	2		
4	24301-KVR-C00	DRUM, GEARSHIFT	1		
5	24320-KVR-C00	PIECE COMP., CHANGE SWITCH DRIVE	1		
6	24322-KVR-C00	COLLAR, CHANGE SWITCH	1		
7	24411-KVR-C00	PLATE, GEARSHIFT DRUM STOPPER	1		
8	24421-KVR-C00	PIN, GEARSHIFT DRUM	4		
9	24422-KVR-C00	PIN, GEARSHIFT DRUM (8.7MM) -	1		
10	24430-KVR-C00	ARM COMP., SHIFT DRUM STOPPER	1		
11	24435-KVR-C00	SPRING, SHIFT DRUM STOPPER ..	1		
12	24610-KVR-C00	SPINDLE COMP., GEARSHIFT	1		
13	24630-KVR-C00	ARM COMP., GEARSHIFT	1		
14	24641-KVR-C00	SPRING, GEARSHIFT ARM	1		
15	24651-KVR-C00	SPRING, GEARSHIFT RETURN	1		
16	24652-KVR-C00	PIN, SHIFT RETURN SPRING	1		
17	90071-171-010	BOLT, KNOCK, 6MM	1		
18	91208-KVR-C01	OIL SEAL, 11.6X24X10	1		
19	91310-KVR-C00	O-RING, 21.5X2	1		
20	96001-06025-00	BOLT, FLANGE, 6X25	1		
21	96220-30085	ROLLER, 3X8.5	2		
22	96700-06016-10	BOLT, SOCKET, 6X16	1		

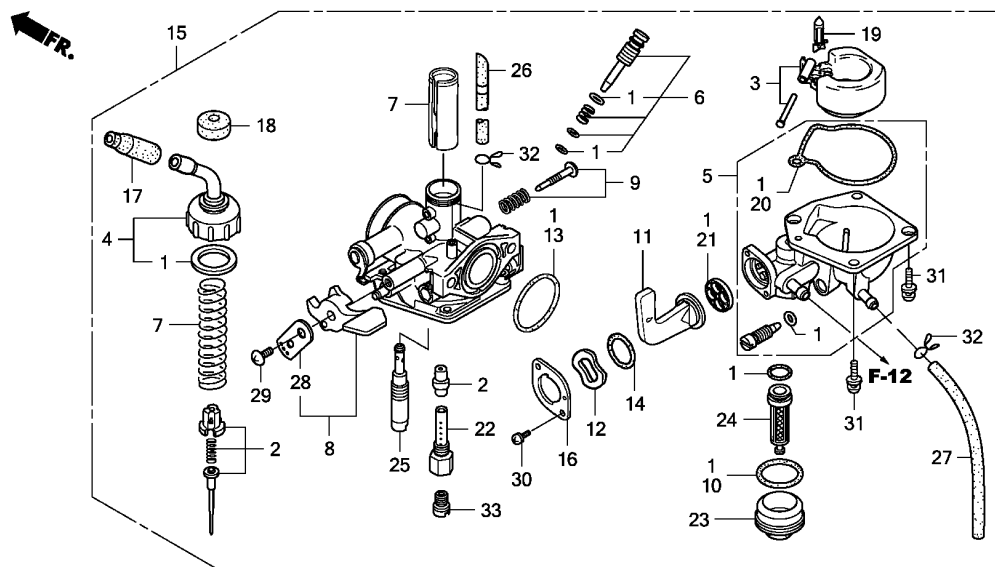


KVR5E1800

Ref. No.	L.O.N.	(Relative ref. Number) Description	F.R.T.
1		(2,5,7,9)	
1121A0		PINION, KICK STARTERINCLUDES: Engine removal and installation	4.0
3	1121A2	SPINDLE, KICK STARTERINCLUDES: Engine removal and installation	4.0
6		(4)	
112103		SPRING, KICK STARTER RETURN ..	1.1

Ref. No.	Part No.	Description	Reqd. QTY	Serial No.	Parts catalogue code
			NF100 1SH/3SH A		
1	28211-KVR-C00	PINION, KICK STARTER (22T) ..	1		
2	28221-KVR-C00	RATCHET, STARTER DRIVE (10T)	1		
3	28251-KVR-C00	SPINDLE, KICK STARTER	1		
4	28262-KVR-C00	RETAINER, KICK SPRING	1		
5	28271-KVR-C00	SPRING, STARTER PINION	1		
		FRICITION	1		
6	28281-KVR-C00	SPRING, KICK STARTER	1		
7	90454-KVR-C00	WASHER, THRUST, 20MM	1		
8	90456-KVR-C00	WASHER, 17MM	1		
9	90604-KVR-C00	SET RING, 20MM	2		
10	94510-16000	CIRCLIP, EXTERNAL, 16MM	1		

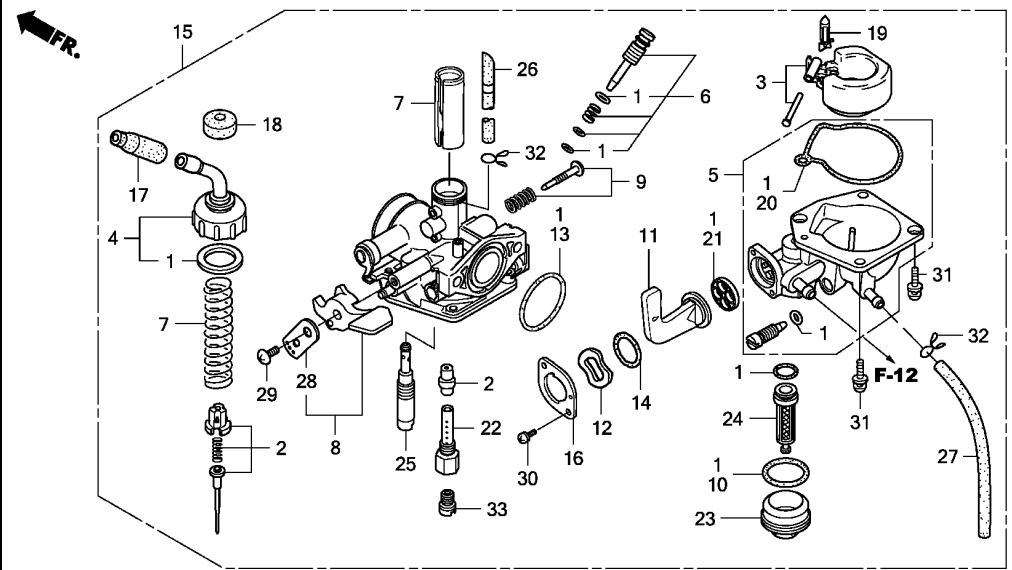




KVR5E1900

Ref. No.	L.O.N.	(Relative ref. Number) Description	F.R.T.
2	3111A3	NEEDLE, JET	0.7
3		(19)	
	311120	FLOAT OR FLOAT VALVE	0.6
4	3111A5	TOP SET, CARBURETOR	0.4
5	3111A6	CHAMBER, FLOAT	0.5
7	3111A8	VALVE, THROTTLE	0.5
15	3111B5	CARBURETOR ASSEMBLY	0.6
33		(22,25)	
	3111D4	JET, MAIN	0.6

Ref. No.	Part No.	Description	Reqd. QTY	Serial No.	Parts catalogue code
			NF100 1SH/3SH A		
1	16010-KVR-C02	GASKET SET	1		
2	16012-KVR-G02	NEEDLE SET, JET	1		
3	16013-KVR-C02	FLOAT SET	1		
4	16014-KRS-832	TOP SET	1		
5	16015-KVR-C02	CHAMBER SET, FLOAT	1		
6	16016-KVR-C02	SCREW SET A	1		
7	16022-KVR-C02	VALVE SET, THROTTLE	1		
8	16025-KVR-C02	LEVER SET, CHOKE	1		
9	16028-KRS-832	SCREW SET B	1		
10	16040-KRS-832	GASKET, COCK	1		
11	16050-KRS-C02	LEVER, COCK	1		
12	16068-KRS-832	WASHER, WAVE	1		
13	16076-KRS-832	O-RING (FLANGE)	1		
14	16094-KRS-832	PACKING, COCK	1		
15	16100-KVR-G02	CARBURETOR ASSY. (VM16G A) ..	1		
16	16119-KRS-C02	PLATE SET, COCK	1		
17	16148-KRS-832	CAP, CABLE SEALING	1		
18	16149-KRS-832	CAP, TOP	1		
19	16155-KVR-C02	VALVE COMP., FLOAT	1		
20	16163-KVR-C02	GASKET, FLOAT CHAMBER	1		
21	16164-KVR-C02	PACKING, COCK	1		
22	16165-KVR-C02	HOLDER, NEEDLE JET	1		
23	16175-KRS-832	CUP, FUEL STRAINER	1		
24	16176-KRS-832	SCREEN, FUEL STRAINER	1		
25	16180-KVR-G02	JET, SLOW, #12.5	1		



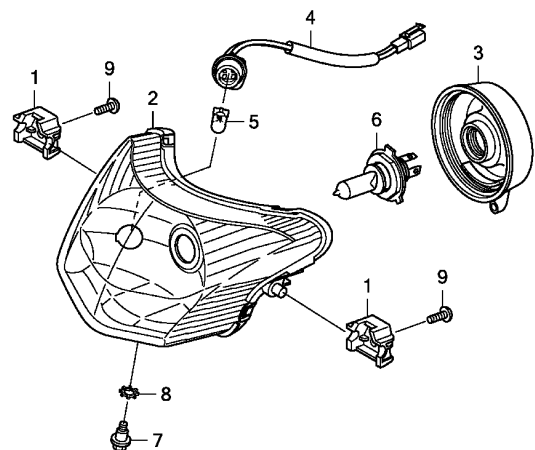
KVR5E1900

Ref. No.	Part No.	Description	Reqd. QTY NF100 1SH/3SH A	Serial No.	Parts catalogue code
26	16199-KRS-C02	TUBE, 4.5X8.0X440	1		
27	16095-KVR-G02	TUBE, DRAIN	1		
28	16975-KVR-C02	PLATE, STAY	1		
29	93500-05010-1H	SCREW, PAN, 5X10	1		
30	93892-03008-18	SCREW-WASHER, 3X8	2		
31	93892-04014-08	SCREW-WASHER, 4X14	4		
32	95002-02100	CLIP, TUBE (B10)	2		
33	99131-KRS-0720	JET, MAIN, #72.5	1		



F-1

HEADLIGHT



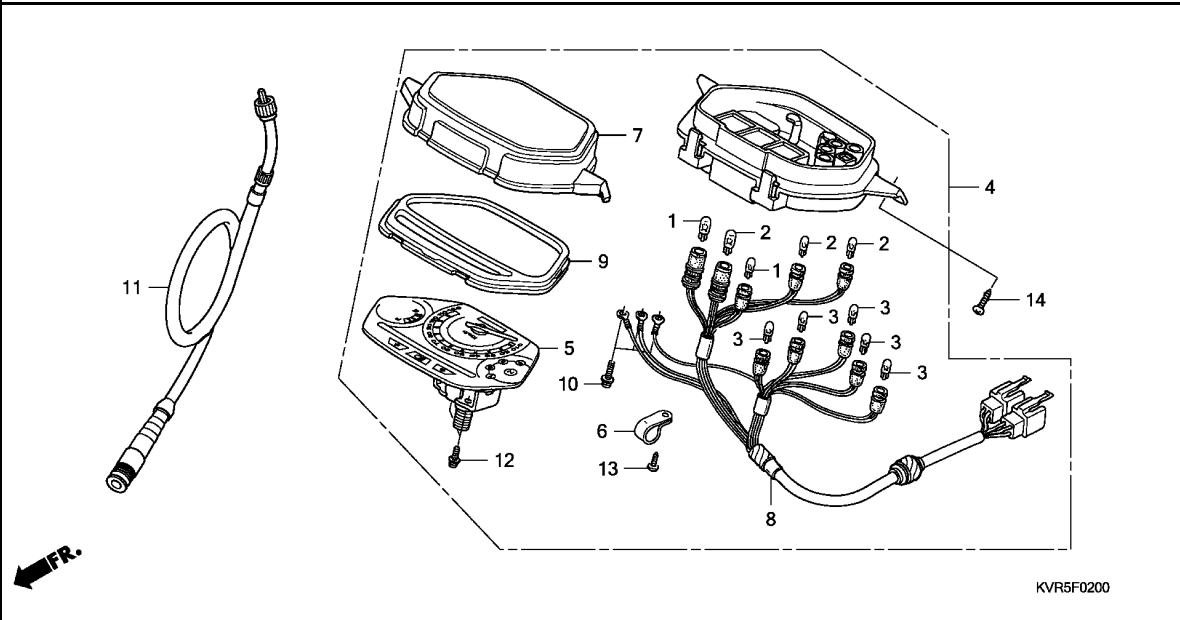
←FR.

KVR5F0100

Ref. No.	L.O.N.	(Relative ref. Number) Description	F.R.T.
2	6161A7	HEADLIGHT UNIT	0.4
4	616180	SOCKET, POSITION LIGHT	0.3
5	616182	BULB, POSITION LIGHT	0.3
6		(3)	
	616118	BULB, HEADLIGHT	0.3

3

Ref. No.	Part No.	Description	Reqd. QTY	Serial No.	Parts catalogue code
			NF100 1SH/3SH A		
1	33118-KVR-C00	BRACKET, HEADLIGHT	2		
2	33120-KVR-C01	HEADLIGHT UNIT	1		
3	33122-KVX-601	COVER, SOCKET	1		
4	33150-KVR-C01	SOCKET COMP., HEADLIGHT	1		
5	33301-KVJ-911	BULB, POSITION LIGHT (12V 5W)	1		
6	34901-KVJ-911	BULB, HEADLIGHT (HS1) (12V 35/35W)	1		
7	90101-GJ6-000	BOLT, ADJUSTING	1		
8	90307-GAZ-980	WASHER, LOCK, 6MM	1		
9	93903-34380	SCREW, TAPPING, 4X12	2		



KVR5F0200

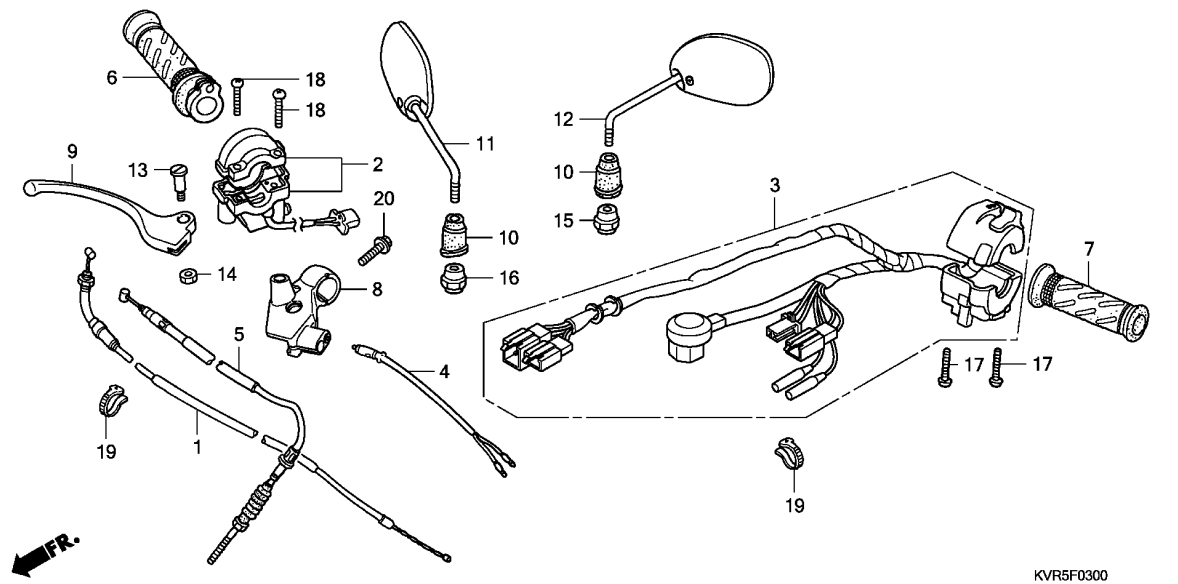
Ref. No.	L.O.N.	(Relative ref. Number) Description	F.R.T.
4	8121A1	METER ASSY., COMBINATION	0.7
5	8121A2	METER, COMBINATION	0.8
7	8121B7	LENS, METER	0.7
8	6161G4	SOCKET ASSY., METER BULB	0.8
9	4131A3	PLATE, REFLECTING	0.7
11	811160	CABLE, SPEEDOMETER	0.3

Ref. No.	Part No.	Description	Reqd. QTY	Serial No.	Parts catalogue code
			NF100 1SH/3SH A		
1	34908-GCC-C51	BULB, WEDGE BASE (T10) (12V 3.4W)	2		
2	34909-GCC-C51	BULB, WEDGE BASE (T10) (12V 1.7W)	3		
3	34918-GFC-951	BULB, WEDGE BASE (T6.5 12V 1.7W)	5		
4	37200-KVR-C01	SPEEDOMETER ASSY. (KPH)	1		
5	37210-KVR-C01	SPEEDOMETER COMP.	1		
6	37215-GBG-T00	CLAMP	1		
7	37221-KVR-C00	LENS	1		
8	37223-KVR-C00	SOCKET COMP.	1		
9	37302-KPH-C01	PLATE ASSY., REFLECTING	1		
10	37305-KE5-008	SCREW-WASHER, 3X22	3		
11	44830-KVR-C00	CABLE COMP., SPEEDOMETER	1		
12	90035-166-008	SCREW-WASHER, SPECIAL, 4X10 ..	2		
13	93903-24420	SCREW, TAPPING, 4X16	1		
14	93903-25310	SCREW, TAPPING, 5X16	2		

F-3

HANDLE LEVER/SWITCH/CABLE

F 3



Ref. No.	L.O.N.	(Relative ref. Number) Description	F.R.T.
1	811100	CABLE, THROTTLE	1.2
2	615116	SWITCH, STARTER	0.7
3	615118	SWITCH, WINKER	0.9
4	6151B2	SWITCH, FRONT STOP	0.5
5	811125	CABLE, FRONT BRAKE	0.4
6	810150	GRIP, THROTTLE	0.4
7	8101C0	GRIP, HANDLE :LEFT	0.1
8	8101C9	BRACKET, HANDLE LEVER :RIGHT ..	0.5
9	8101C7	LEVER, HANDLE :RIGHT	0.3

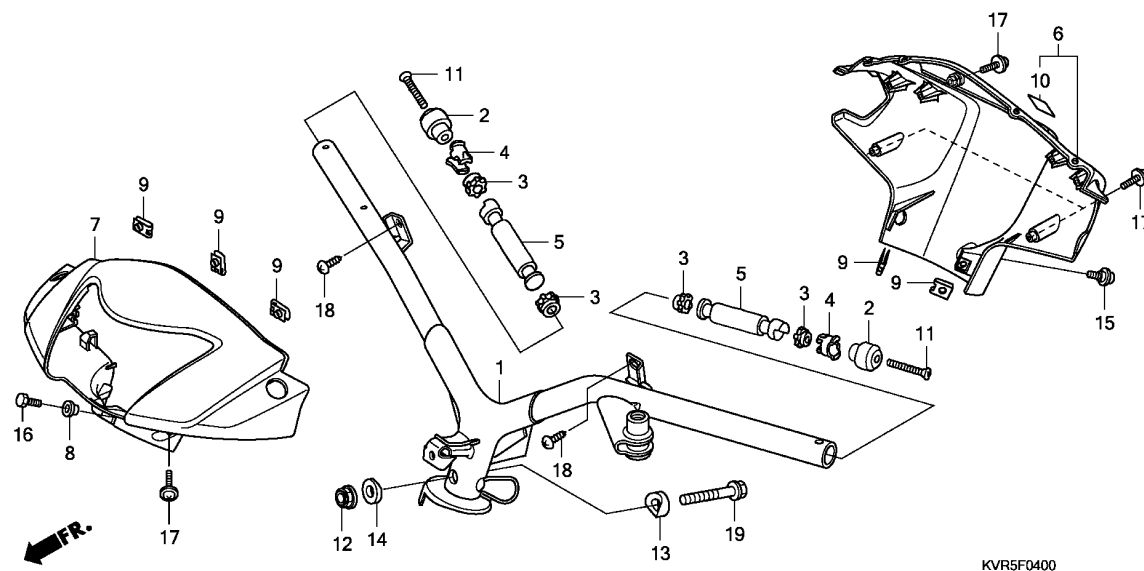
KVR5F0300

Ref. No.	Part No.	Description	Reqd. QTY NF100 1SH/3SH A	Serial No.	Parts catalogue code
1	17910-KRS-C00	CABLE COMP., THROTTLE	1		
2	35150-KVR-C01	SWITCH ASSY., STARTER	1		
3	35200-KVR-G01	SWITCH ASSY., WINKER	1		
4	35340-KVR-C01	SWITCH ASSY., FR. STOP	1		
5	45450-KVR-C00	CABLE COMP., FR. BRAKE	1		
6	53140-KVR-650	GRIP COMP., THROTTLE	1		
7	53166-KVR-C00	GRIP, L. HANDLE	1		
8	53171-KVR-C00	BRACKET, R. HANDLE LEVER	1		
9	53175-KVR-C00	LEVER COMP., R. HANDLE	1		
10	88113-KVR-C00	CAP, LOCK NUT	2		
11	88210-KVR-830	MIRROR COMP., R.	1		
12	88220-KVR-830	MIRROR COMP., L.	1		
13	90113-KEJ-900	BOLT, L. HANDLE LEVER PIVOT ..	1		
14	90302-KRS-830	NUT, SPECIAL, 6MM	1		
15	90314-KET-900	NUT, LOCK	1		
16	90314-KRS-830	NUT, LOCK, 10MM (LEFT HAND THREAD)	1		
17	93500-05020-0G	SCREW, PAN, 5X20	2		
18	93500-05025-0G	SCREW, PAN, 5X25	2		
19	95014-62100	BAND B1, WIRE	2		
20	96001-06025-07	BOLT, FLANGE, 6X25	1		

F-4

HANDLE PIPE

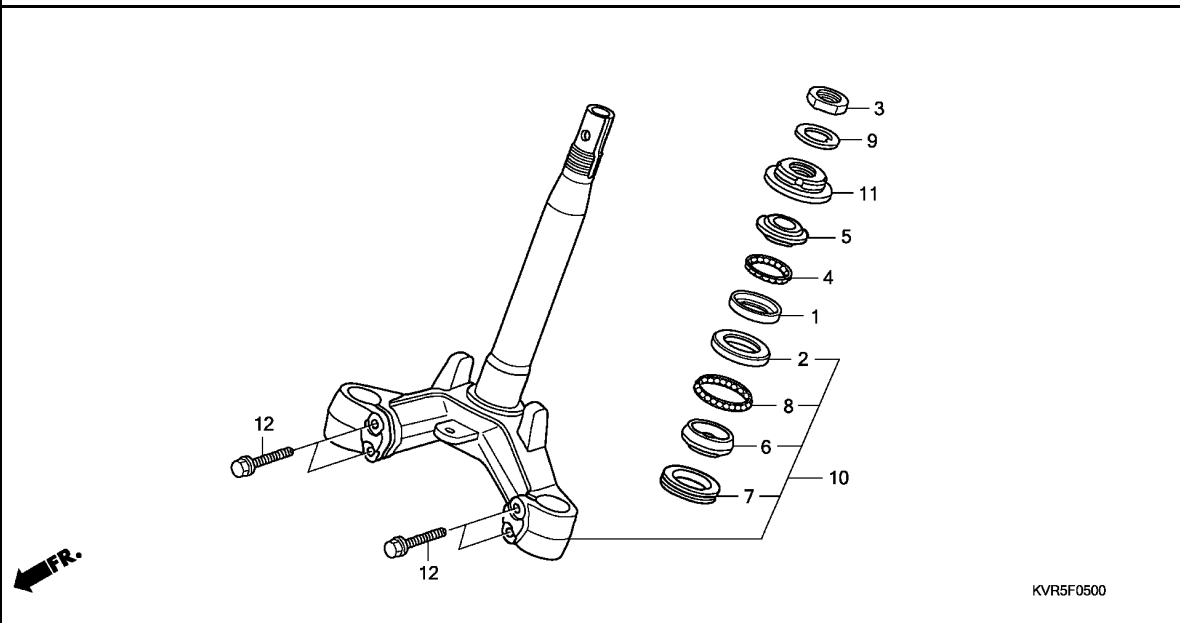
F 4



Ref. No.	L.O.N.	(Relative ref. Number) Description	F.R.T.
1	810100	PIPE, STEERING HANDLE	1.4
5	8101D6	WEIGHT B, HANDLE :LEFT	0.2
	8101D7	WEIGHT B, HANDLE :RIGHT	0.2
	8101D8	WEIGHT B, HANDLE :BOTH	0.4
6	4131B6	COVER, HANDLE :REAR	0.7
7	4131B5	COVER, HANDLE :FRONT	0.4
	4131U1	COVER, HANDLE :BOTH	0.8

Ref. No.	Part No.	Description	Reqd. QTY	Serial No.	Parts catalogue code
			NF100 1SH/3SH A		
1	53100-KVR-C00	PIPE COMP., STEERING HANDLE	1		
2	53105-KVR-C00	WEIGHT A, STEERING HANDLE	2		
3	53107-KW7-930	RUBBER, HANDLE WEIGHT	4		
4	53108-KRS-830	RING, HANDLE WEIGHT SNAP	2		
5	53109-KVR-C00	WEIGHT B, STEERING HANDLE	2		
6	53204-KVR-C00ZA	COVER ASSY., RR. HANDLE (WL) *NH1*.....BLACK	1		
7	53205-KVR-C02ZB	COVER, FR. HANDLE *NHA06P*..PEARL PROCYON BLACK	1		
	53205-KVR-C02ZC	*R283M*.....BAKE RED METALLIC	1		
	53205-KVR-C02ZD	*NH494M*SIGMA SILVER METALLIC	1		
	53205-KVR-C02ZE	*PB354P*.....PEARL GEMINI BLUE	1		
8	53207-KVR-C00	COLLAR, FR. HANDLE COVER	1		
9	64521-KRS-830	NUT, CLIP, 4MM	5		
10	86150-GFC-890	EMBLEM, PRODUCT	1		
11	90126-KVR-650	SCREW, STEERING HANDLE WEIGHT	2		
12	90304-KVR-C00	NUT, FLANGE, 10MM(PT)	1		
13	90501-KPH-690	COLLAR A, HANDLE SETTING	1		
14	90505-KPH-880	COLLAR B, HANDLE SETTING	1		
15	91509-GE2-760	SCREW, PAN, 5X11.5	1		
16	92101-05012-0A	BOLT, HEX., 5X12	1		
17	93891-04016-07	SCREW-WASHER, 4X16	5		
18	93903-34380	SCREW, TAPPING, 4X12	2		
19	96400-10055-08	BOLT, FLANGE, 10X55	1		





Ref. No.	L.O.N.	(Relative ref. Number) Description	F.R.T.
1	5101A0	RACE, STEERING BALL :UPPER ...	1.9
2	5101A1	RACE, STEERING BALL :LOWER ...	1.9
	5101C9	RACE, STEERING BALL :BOTH	1.9
5	5101A9	RACE, STEERING TOP CONE	1.3
6	5101B0	RACE, STEERING BOTTOM CONE ...	2.0
10	510100	STEM OR SHAFT ASSY., STEERING	1.9
11	5101B2	THREAD, STEERING HEAD TOP	1.3

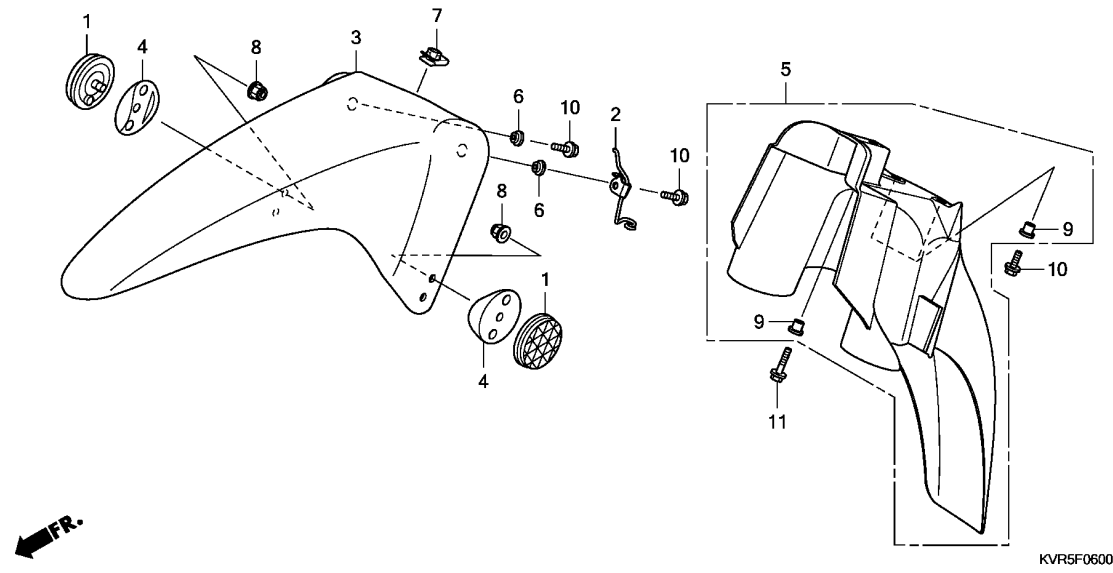
3

Ref. No.	Part No.	Description	Reqd. QTY	Serial No.	Parts catalogue code
			NF100 1SH/3SH A		
1	50301-KRS-830	RACE, STEERING TOP BALL	1		
2	50302-KRS-830	RACE, STEERING BOTTOM BALL ..	1		
3	50306-KVR-C00	NUT, STEERING STEM LOCK	1		
4	53210-KVR-C00	BALL ASSY., STEERING STEEL, #6X21	1		
5	53211-KRS-830	RACE, STEERING TOP CONE	1		
6	53212-KRS-830	RACE, STEERING BOTTOM CONE ..	1		
7	53214-GN5-900	DUST SEAL, STEERING HEAD	1		
8	53215-KVR-C00	BALL ASSY., STEERING STEEL, #6X26	1		
9	53216-KRS-830	WASHER, STEERING STEM NUT ...	1		
10	53219-KVR-C00	STEM SUB ASSY., STEERING	1		
11	53220-KVR-C00	THREAD COMP., STEERING HEAD TOP	1		
12	95801-10045-00	BOLT, FLANGE, 10X45	4		

F-6

FRONT FENDER

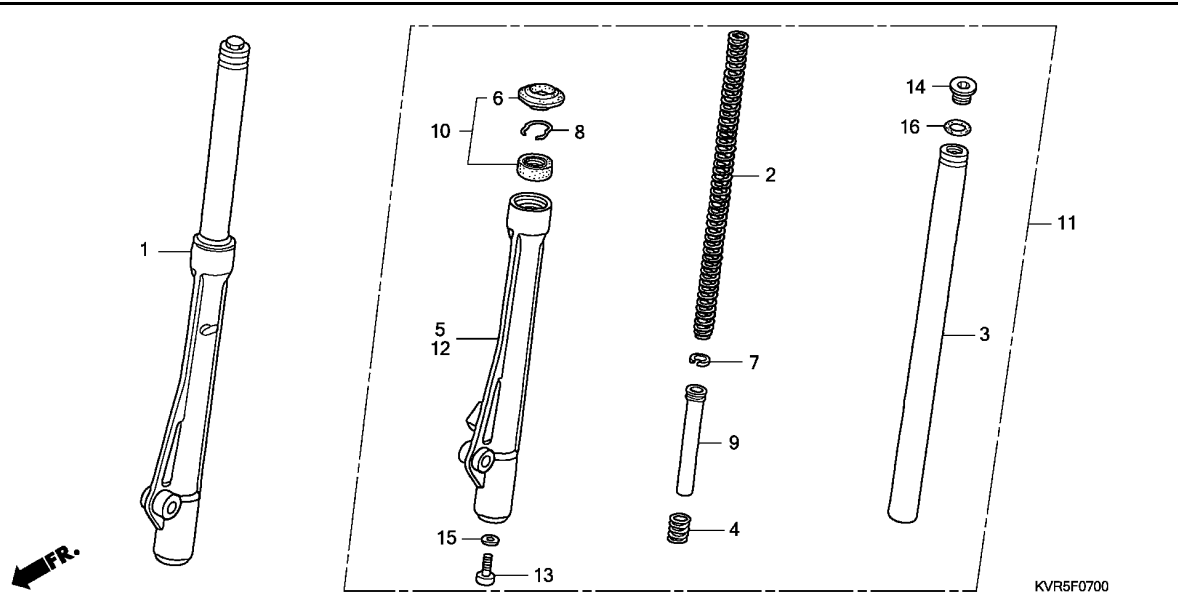
F 6



Ref. No.	L.O.N.	(Relative ref. Number) Description	F.R.T.
3	413103	FENDER A, FRONT	0.3
5	413104	FENDER B, FRONT	0.3
.NOTE: Same time for two units			

Ref. No.	Part No.	Description	Reqd. QTY	Serial No.	Parts catalogue code
			NF100 1SH/3SH A		
1	33741-GFM-890	REFLECTOR, RR. SIDE REFLEX ..	2		
2	45465-KVR-C00	GUIDE COMP., FR. BRAKE CABLE	1		
3	61100-KVR-C00ZA	FENDER A, FR.	1		
	61100-KVR-C00ZC	*R283M*.....BAKE RED METALLIC	1		
	61100-KVR-C00ZD	*NHA06P*...PEARL PROCYON BLACK	1		
	61100-KVR-C00ZE	*NH494M*SIGMA SILVER METALLIC	1		
	61100-KVR-C00ZE	*PB354P*.....PEARL GEMINI BLUE	1		
4	61110-KVR-C00	RUBBER, REFLEX REFLECTOR	2		
5	61200-KVR-C00	FENDER B, FR.	1		
6	81312-KPH-900	COLLAR, FR. FENDER	2		
7	84601-HA7-670	NUT, FENDER SETTING	1		
8	90302-KYA-601	NUT, FLANGE, 6MM(PT)	2		
9	90503-KBP-900	COLLAR, MAIN SIDE COVER	3		
10	96001-06016-00	BOLT, FLANGE, 6X16	4		
11	96001-06025-00	BOLT, FLANGE, 6X25	1		





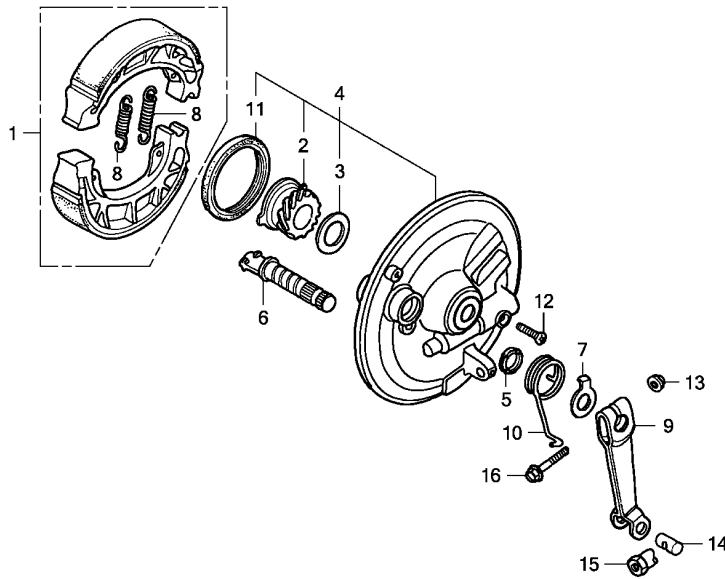
Ref. No.	L.O.N.	(Relative ref. Number) Description	F.R.T.
1	5111C3	FORK ASSY., FRONT :RIGHT	0.5
2	5111C5	SPRING, FRONT FORK :LEFT	0.7
	5111C6	SPRING, FRONT FORK :RIGHT	0.7
	5111C7	SPRING, FRONT FORK :BOTH	1.0
3		(4,7,9)	
	5111G2	PIPE, FRONT FORK :LEFT	0.8
	5111G3	PIPE, FRONT FORK :RIGHT	0.8
	5111G4	PIPE, FRONT FORK :BOTH	1.3
5	5111D2	CASE, BOTTOM :RIGHT	0.9
10	5111E7	SEAL SET, FRONT FORK :LEFT ...	0.9
	5111E8	SEAL SET, FRONT FORK :RIGHT ..	0.9
	5111E9	SEAL SET, FRONT FORK :BOTH ...	1.5
11	5111C2	FORK ASSY., FRONT :LEFT	0.5
	5111C4	FORK ASSY., FRONT :BOTH	0.7
12	5111D1	CASE, BOTTOM :LEFT	0.9
	5111D3	CASE, BOTTOM :BOTH	1.5

3

Ref. No.	Part No.	Description	Reqd. QTY	Serial No.	Parts catalogue code
			NF100 1SH/3SH A		
1	51400-KVR-C00	FORK ASSY., R. FR.	1		
2	51401-KVR-C00	SPRING, FR. FORK	2		
3	51410-KTS-900	PIPE COMP., FR. FORK	2		
4	51412-KRS-830	SPRING, REBOUND	2		
5	51420-KRS-830	CASE, R. BOTTOM	1		
6	51425-KRS-830	SEAL, DUST	2		
7	51437-KRS-830	RING, PISTON	2		
8	51466-KRS-830	RING, OIL SEAL STOPPER	2		
9	51470-KVR-C00	PIPE, SEAT	2		
10	51490-KRS-830	SEAL SET, FR. FORK	2		
11	51500-KVR-C00	FORK ASSY., L. FR.	1		
12	51520-KRS-830	CASE, L. BOTTOM	1		
13	90116-KRS-830	BOLT, SOCKET, 8MM	2		
14	90123-KVR-C00	BOLT, FR. FORK	2		
15	90544-KRS-830	WASHER, SPECIAL, 8MM	2		
16	91257-KRS-830	O-RING	2		

F-8

FRONT BRAKE PANEL

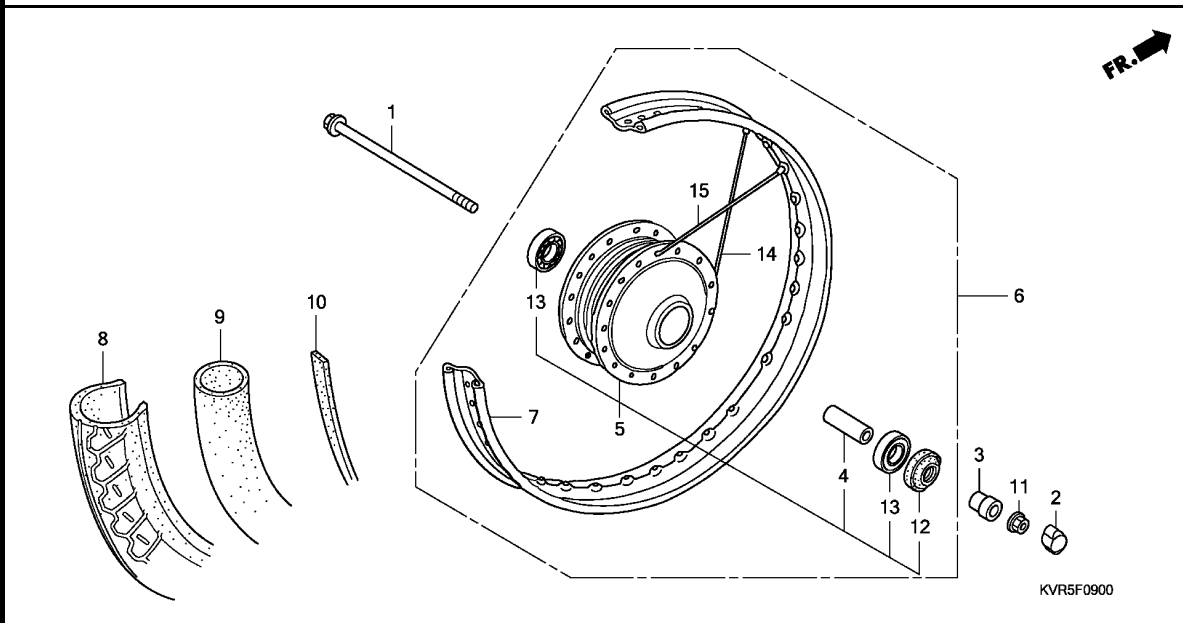


KVR5F0800

Ref. No.	L.O.N.	(Relative ref. Number) Description	F.R.T.
1	711115	SHOE(PAD) SET, BRAKE :FRONT ..	0.3
2	7101C3	GEAR, SPEEDOMETER	0.3
4	7111D0	PANEL, FRONT BRAKE	0.4
9	7111C3	ARM, BRAKE :FRONT	0.1

Ref. No.	Part No.	Description	Reqd. QTY	Serial No.	Parts catalogue code
			NF100 1SH/3SH A		
1	06430-KSY-880	SHOE SET, BRAKE (JB)	1		
2	44806-KVR-C00	GEAR, SPEEDOMETER (22T)	1		
3	44809-KRS-830	WASHER, SPEEDOMETER GEAR	1		
4	45010-KVR-C10	PANEL SUB COMP., FR. BRAKE ..	1		
5	45134-250-000	DUST SEAL, BRAKE CAM	1		
6	45141-KVR-C00	CAM, FR. BRAKE	1		
7	45145-KRF-B40	INDICATOR, FR. BRAKE	1		
8	45151-GCC-000	SPRING, BRAKE SHOE (JB)(BLACK)	2		
9	45410-KRS-830	ARM, FR. BRAKE	1		
10	45435-121-010	SPRING, FR. BRAKE ARM RETURN	1		
11	91251-KEV-900	OIL SEAL, 47X57X7	1		
12	93700-05020-0A	SCREW, OVAL, 5X20	1		
13	94050-06000	NUT, FLANGE, 6MM	1		
14	95015-32001	JOINT B, BRAKE ARM	1		
15	95015-42000	NUT B, BRAKE ROD ADJUSTING ..	1		
16	95701-06028-00	BOLT, FLANGE, 6X28	1		





Ref. No.	L.O.N.	(Relative ref. Number) Description	F.R.T.
1	710151	AXLE, FRONT WHEEL	0.2
5	710103	HUB, FRONT WHEEL	2.3
6	7101D4	FRONT WHEEL	0.7
7	710109	RIM, WHEEL :FRONT	2.2
8		(10)	
710139		FRONT TIRE(ONE)	0.7
9		(10)	
710140		TUBE, FRONT TIRE(ONE)	0.7
13	710115	BEARING, FRONT WHEEL(ONE)	0.4
	710115G	.Replac 1 bearing add	0.1

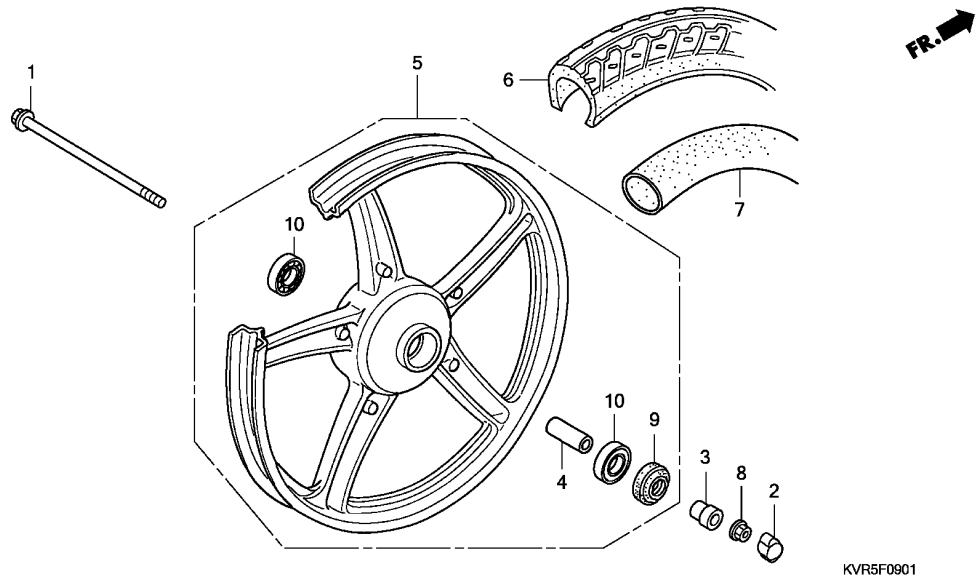
3

Ref. No.	Part No.	Description	Reqd. QTY	Serial No.	Parts catalogue code
			NF100 1SH/3SH A		
1	44301-KVR-750	AXLE, FR. WHEEL	1	-----	1AG,1CO,1PE,13LA
2	44302-KTT-950	CAP, AXLE NUT	1	-----	1AG,1CO,1PE,13LA
3	44311-KPH-900	COLLAR, FR. WHEEL SIDE	1	-----	1AG,1CO,1PE,13LA
4	44620-KRS-830	COLLAR, FR. AXLE DISTANCE ...	1	-----	1AG,1CO,1PE,13LA
5	44635-KVR-C00	HUB SUB ASSY., FR.	1	-----	1AG,1CO,1PE,13LA
6	44650-KVR-C00	WHEEL SUB ASSY., FR.	1	-----	1AG,1CO,1PE,13LA
7	44701-KVR-C00	RIM, FR. WHEEL	1	-----	1AG,1CO,1PE,13LA
8	44711-KVR-C02	TIRE, FR. (CHENG SHIN) (2.50-17 38L)	1	-----	1AG,1CO,1PE,13LA
9	44712-KVR-C02	TUBE, TIRE (CHENG SHIN) (2.50-17)	1	-----	1AG,1CO,1PE,13LA
10	44713-KVR-C02	FLAP, TIRE (CHENG SHIN) (17X1.40)	1	-----	1AG,1CO,1PE,13LA
11	90306-KYA-601	NUT, FLANGE, 12MM(PT)	1	-----	1AG,1CO,1PE,13LA
12	90755-229-003	OIL SEAL, 21X37X7(ARAI)	1	-----	1AG,1CO,1PE,13LA
13	96140-63010-10	BEARING, RADIAL BALL, 6301U ..	2	-----	1AG,1CO,1PE,13LA
14	97258-31160-KO	SPOKE SET (A11X160)	18	-----	1AG,1CO,1PE,13LA
		(INSIDE)			
15	97574-31157-KO	SPOKE SET (A11X158.5)	18	-----	1AG,1CO,1PE,13LA
		(OUTSIDE)			

F-9-1

FRONT WHEEL(3SH)

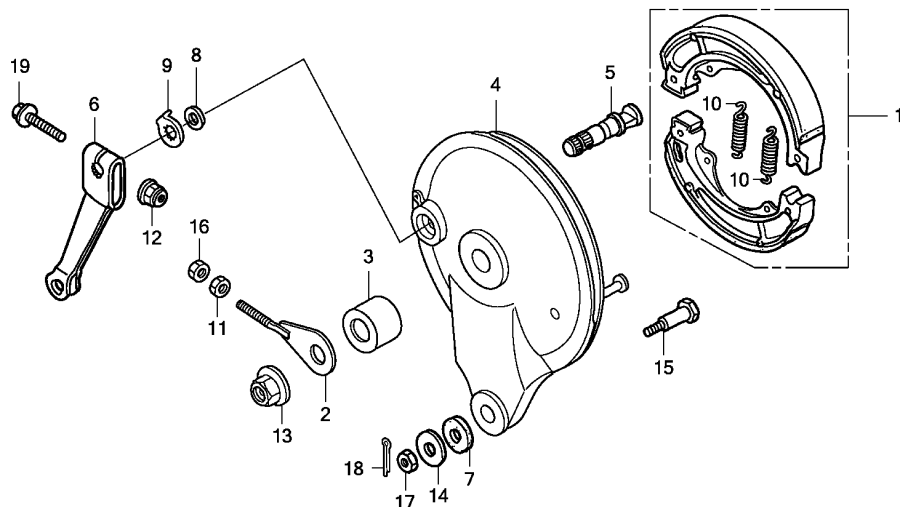
F10



Ref. No.	L.O.N.	(Relative ref. Number) Description	F.R.T.
1	710151	AXLE, FRONT WHEEL	0.2
5	7101D4	FRONT WHEEL	0.7
6	710139	FRONT TIRE(ONE)	0.7
7	710140	TUBE, FRONT TIRE(ONE)	0.7
10	710115	BEARING, FRONT WHEEL(ONE)	0.4
	710115G	.Replace 1 bearing add	0.1

Ref. No.	Part No.	Description	Reqd. QTY NF100 1SH/3SH A	Serial No.	Parts catalogue code
1	44301-KVR-750	AXLE, FR. WHEEL	1	-----	3AG,3CO,3PE,33LA
2	44302-KTT-950	CAP, AXLE NUT	1	-----	3AG,3CO,3PE,33LA
3	44311-KPH-900	COLLAR, FR. WHEEL SIDE	1	-----	3AG,3CO,3PE,33LA
4	44620-KRS-830	COLLAR, FR. AXLE DISTANCE	1	-----	3AG,3CO,3PE,33LA
5	44650-KVR-C20	WHEEL SUB ASSY., FR.	1	-----	3AG,3CO,3PE,33LA
6	44711-KVR-C02	TIRE, FR. (CHENG SHIN) (2.50-17 38L)	1	-----	3AG,3CO,3PE,33LA
7	44712-KVR-C02	TUBE, TIRE (CHENG SHIN) (2.50-17)	1	-----	3AG,3CO,3PE,33LA
8	90306-KYA-601	NUT, FLANGE, 12MM(PT)	1	-----	3AG,3CO,3PE,33LA
9	90755-229-003	OIL SEAL, 21X37X7(ARAI)	1	-----	3AG,3CO,3PE,33LA
10	96140-63010-10	BEARING, RADIAL BALL, 6301U	2	-----	3AG,3CO,3PE,33LA

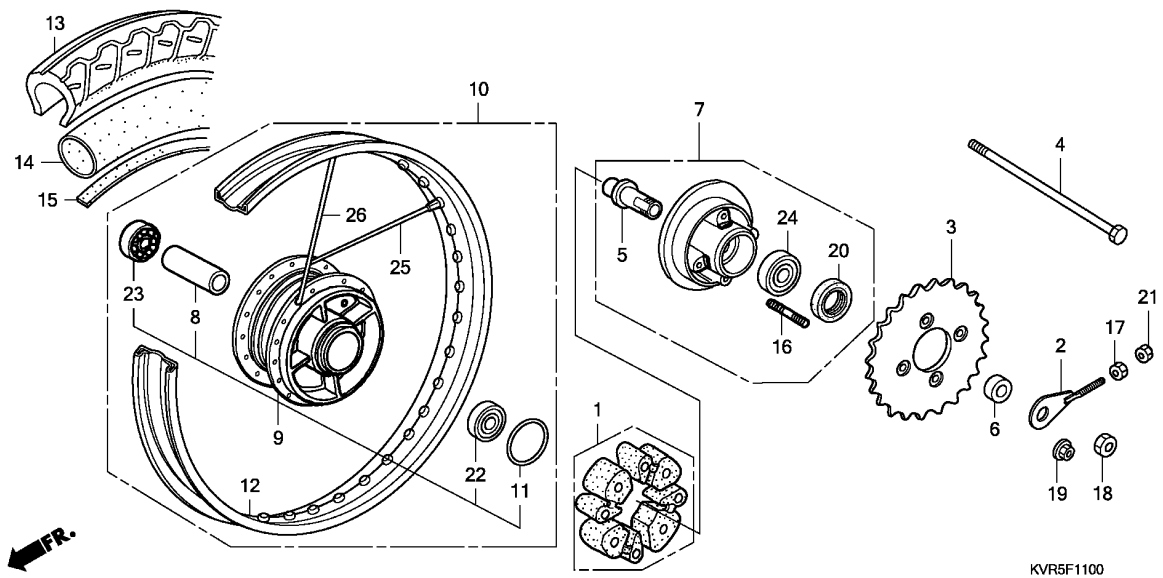
3



Ref. No.	L.O.N.	(Relative ref. Number) Description	F.R.T.
1	711140	SHOE(PAD) SET, BRAKE :REAR ... (5)	0.4
4	7111A9	PANEL, REAR BRAKE	0.5
6	7111C4	ARM, BRAKE :REAR	0.1

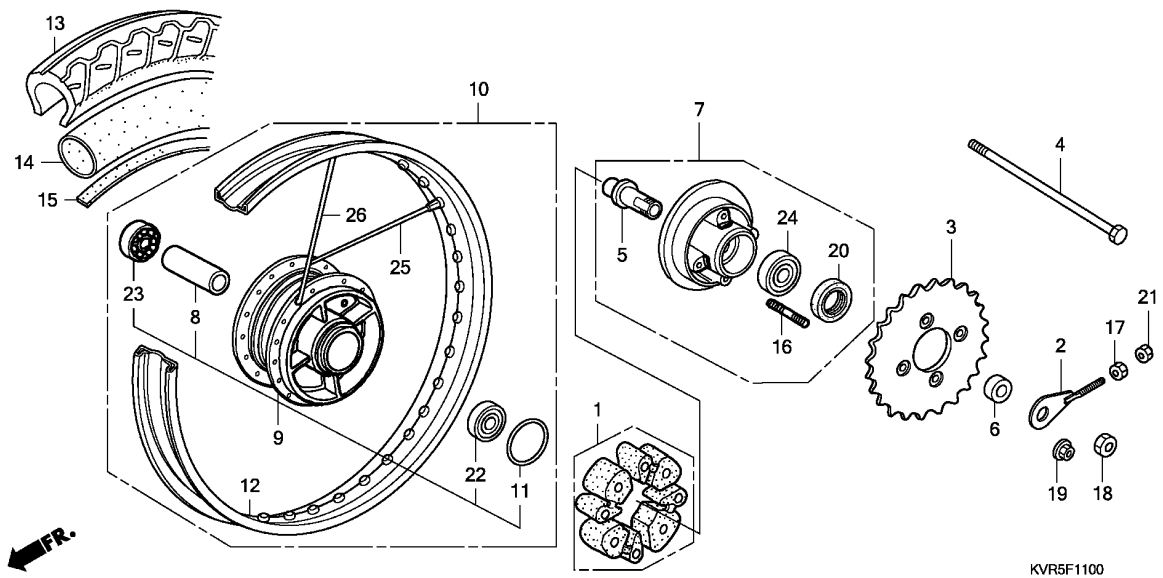
3

Ref. No.	Part No.	Description	Reqd. QTY	Serial No.	Parts catalogue code
			NF100 1SH/3SH A		
1	06430-KSW-840	SHOE SET, BRAKE (ASK)	1		
	06430-KSY-880	SHOE SET, BRAKE (JB)	1		
2	40543-KVR-C00	ADJUSTER COMP., R. CHAIN	1		
3	42313-KRS-830	COLLAR, RR. BRAKE PANEL SIDE	1		
4	43100-KVR-C00ZA	PANEL COMP., RR. BRAKE	1		
		*NH364M*SHEEN SILVER METALLIC	1		
5	43141-KPH-C00	CAM, RR. BRAKE	1		
6	43410-KRS-830	ARM, RR. BRAKE	1		
7	43434-ME1-670	RUBBER, STOPPER ARM	1		
8	45134-250-000	DUST SEAL, BRAKE CAM	1		
9	45145-121-710	INDICATOR, FR. BRAKE	1		
10	45151-GCC-000	SPRING, BRAKE SHOE (JB)(BLACK)	2		
11	90302-KRS-830	NUT, SPECIAL, 6MM	1		
12	90302-KVR-C00	NUT, FLANGE, 6MM(PT)	1		
13	90306-KYA-601	NUT, FLANGE, 12MM(PT)	1		
14	90505-KRS-830	WASHER, 8MM	1		
15	92811-10000	BOLT A, BRAKE STOPPER	1		
16	94001-06000-0S	NUT, HEX., 6MM	1		
17	94001-08000-0S	NUT, HEX., 8MM	1		
18	94201-20150	PIN, SPLIT, 2.0X15	1		
19	95701-06035-00	BOLT, FLANGE, 6X35	1		



Ref. No.	L.O.N.	(Relative ref. Number) Description	F.R.T.
1	710157	DAMPER, REAR WHEEL	0.3
3	7101A0	SPROCKET, FINAL DRIVEN	0.4
4	710160	AXLE, REAR WHEEL	0.3
5	7101A1	SLEEVE, REAR WHEEL	0.5
7	7101A5	FLANGE ASSY., FINAL DRIVEN ...	0.4
9	710121	HUB, REAR WHEEL	2.4
10	710118	REAR WHEEL	0.8
12	710127	RIM, WHEEL :REAR	2.3
13		(15)	
	710142	REAR TIRE(ONE)	0.8
14		(15)	
	7101A7	TUBE, REAR TIRE(ONE)	0.8
22		(23)	
	710133	BEARING, REAR WHEEL(ONE)	0.5
	710133G	.Replace 1 bearing add	0.1
24	7101D1	BEARING, FINAL DRIVEN FLANGE ..	0.5

Ref. No.	Part No.	Description	Reqd. QTY	Serial No.	Parts catalogue code
			NF100 1SH/3SH A		
1	06410-KFL-850	DAMPER SET, WHEEL	1	-----	1AG,1CO,1PE,13LA
2	40544-KVR-C00	ADJUSTER COMP., L. CHAIN	1	-----	1AG,1CO,1PE,13LA
3	41201-KTS-900	SPROCKET, FINAL DRIVEN (38T)	1	-----	1AG,1CO,1PE,13LA
4	42301-KTS-900	AXLE, RR. WHEEL	1	-----	1AG,1CO,1PE,13LA
5	42303-KTS-900	SLEEVE, RR. WHEEL	1	-----	1AG,1CO,1PE,13LA
6	42304-KRS-830	COLLAR, RR. WHEEL SIDE	1	-----	1AG,1CO,1PE,13LA
7	42615-KVR-C00	FLANGE SUB ASSY., RR. DRIVEN	1	-----	1AG,1CO,1PE,13LA
8	42620-KRS-830	COLLAR, RR. AXLE DISTANCE ...	1	-----	1AG,1CO,1PE,13LA
9	42635-KVR-C00	HUB SUB ASSY., RR.	1	-----	1AG,1CO,1PE,13LA
10	42650-KVR-C00	WHEEL SUB ASSY., RR.	1	-----	1AG,1CO,1PE,13LA
11	42653-KVR-C00	O-RING, 40.5X3	1	-----	1AG,1CO,1PE,13LA
12	42701-KPH-C00	RIM, RR. WHEEL	1	-----	1AG,1CO,1PE,13LA
13	42711-KVR-C02	TIRE, RR. (CHENG SHIN) (2.75-17 47P)	1	-----	1AG,1CO,1PE,13LA
14	42712-KVR-C02	TUBE, TIRE (CHENG SHIN) (2.75-17)	1	-----	1AG,1CO,1PE,13LA
15	42713-KVR-C02	FLAP, TIRE (CHENG SHIN) (17X1.60)	1	-----	1AG,1CO,1PE,13LA
16	90128-KFM-900	BOLT, STUD, 8X19.5	4	-----	1AG,1CO,1PE,13LA
17	90302-KRS-830	NUT, SPECIAL, 6MM	1	-----	1AG,1CO,1PE,13LA
18	90307-KRS-830	NUT, RR. AXLE SLEEVE	1	-----	1AG,1CO,1PE,13LA
19	90309-KVR-C00	NUT, U, 8MM	4	-----	1AG,1CO,1PE,13LA
20	91252-KVR-C00	OIL SEAL, 27X40X6	1	-----	1AG,1CO,1PE,13LA
21	94001-06000-OS	NUT, HEX., 6MM	1	-----	1AG,1CO,1PE,13LA
22	96140-62010-10	BEARING, RADIAL BALL, 6201U ..	1	-----	1AG,1CO,1PE,13LA

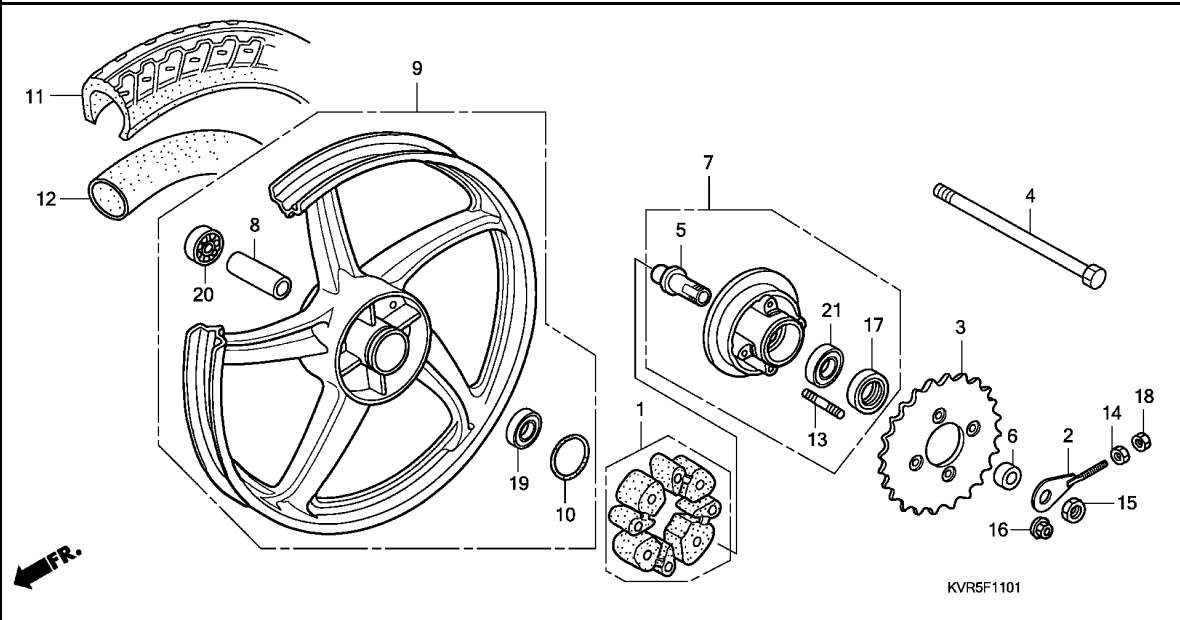


Ref. No.	Part No.	Description	Reqd. QTY	Serial No.	Parts catalogue code
			NF100 1SH/3SH A		
23	96140-63010-10	BEARING, RADIAL BALL, 6301U	1	-----	1AG,1C0,1PE,13LA
24	96150-62030-10	BEARING, RADIAL BALL, 6203UU	1	-----	1AG,1C0,1PE,13LA
25	97282-41158-RO	SPOKE SET A, 10X159.0 (INSIDE)	18	-----	1AG,1C0,1PE,13LA
26	97548-41157-RO	SPOKE SET A, 10X158.5 (OUTSIDE)	18	-----	1AG,1C0,1PE,13LA

F-11-1

REAR WHEEL(3SH)

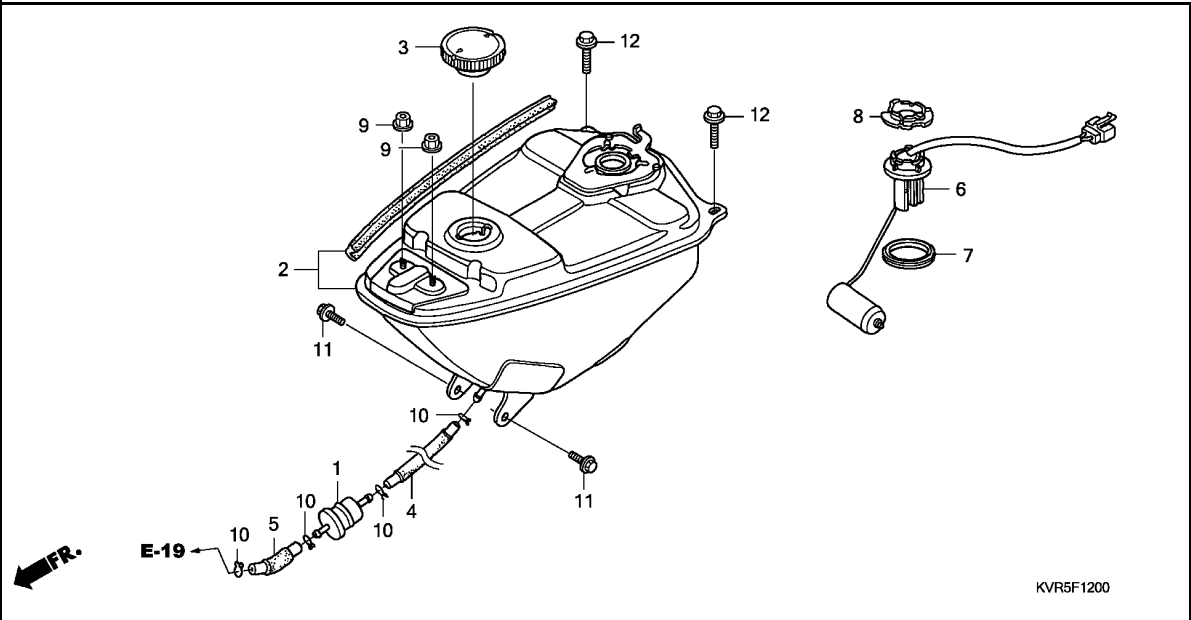
F14



Ref. No.	L.O.N.	(Relative ref. Number) Description	F.R.T.
1	710157	DAMPER, REAR WHEEL	0.3
3	7101A0	SPROCKET, FINAL DRIVEN	0.4
4	710160	AXLE, REAR WHEEL	0.3
5	7101A1	SLEEVE, REAR WHEEL	0.5
7	7101A5	FLANGE ASSY., FINAL DRIVEN ...	0.4
9	710118	REAR WHEEL	0.8
11	710142	REAR TIRE(ONE)	0.8
12	7101A7	TUBE, REAR TIRE(ONE)	0.8
19		(20)	
	710133	BEARING, REAR WHEEL(ONE)	0.5
	710133G	.Replace 1 bearing add	0.1
21	7101D1	BEARING, FINAL DRIVEN FLANGE ..	0.5

Ref. No.	Part No.	Description	Reqd. QTY	Serial No.	Parts catalogue code
			NF100 1SH/3SH A		
1	06410-KFL-850	DAMPER SET, WHEEL	1	-----	3AG,3CO,3PE,33LA
2	40544-KVR-C00	ADJUSTER COMP., L. CHAIN	1	-----	3AG,3CO,3PE,33LA
3	41201-KTS-900	SPROCKET, FINAL DRIVEN (38T)	1	-----	3AG,3CO,3PE,33LA
4	42301-KTS-900	AXLE, RR. WHEEL	1	-----	3AG,3CO,3PE,33LA
5	42303-KTS-900	SLEEVE, RR. WHEEL	1	-----	3AG,3CO,3PE,33LA
6	42304-KRS-830	COLLAR, RR. WHEEL SIDE	1	-----	3AG,3CO,3PE,33LA
7	42615-KVR-C00	FLANGE SUB ASSY., RR. DRIVEN	1	-----	3AG,3CO,3PE,33LA
8	42620-KRS-830	COLLAR, RR. AXLE DISTANCE ...	1	-----	3AG,3CO,3PE,33LA
9	42650-KVR-C20	WHEEL SUB ASSY., RR.	1	-----	3AG,3CO,3PE,33LA
10	42653-KVR-C00	O-RING, 40.5X3	1	-----	3AG,3CO,3PE,33LA
11	42711-KVR-C02	TIRE, RR. (CHENG SHIN) (2.75-17 47P)	1	-----	3AG,3CO,3PE,33LA
12	42712-KVR-C02	TUBE, TIRE (CHENG SHIN) (2.75-17)	1	-----	3AG,3CO,3PE,33LA
13	90128-KFM-900	BOLT, STUD, 8X19.5	4	-----	3AG,3CO,3PE,33LA
14	90302-KRS-830	NUT, SPECIAL, 6MM	1	-----	3AG,3CO,3PE,33LA
15	90307-KRS-830	NUT, RR. AXLE SLEEVE	1	-----	3AG,3CO,3PE,33LA
16	90309-KVR-C00	NUT, U, 8MM	4	-----	3AG,3CO,3PE,33LA
17	91252-KVR-C00	OIL SEAL, 27X40X6	1	-----	3AG,3CO,3PE,33LA
18	94001-06000-OS	NUT, HEX., 6MM	1	-----	3AG,3CO,3PE,33LA
19	96140-62010-10	BEARING, RADIAL BALL, 6201U ..	1	-----	3AG,3CO,3PE,33LA
20	96140-63010-10	BEARING, RADIAL BALL, 6301U ..	1	-----	3AG,3CO,3PE,33LA
21	96150-62030-10	BEARING, RADIAL BALL, 6203UU	1	-----	3AG,3CO,3PE,33LA

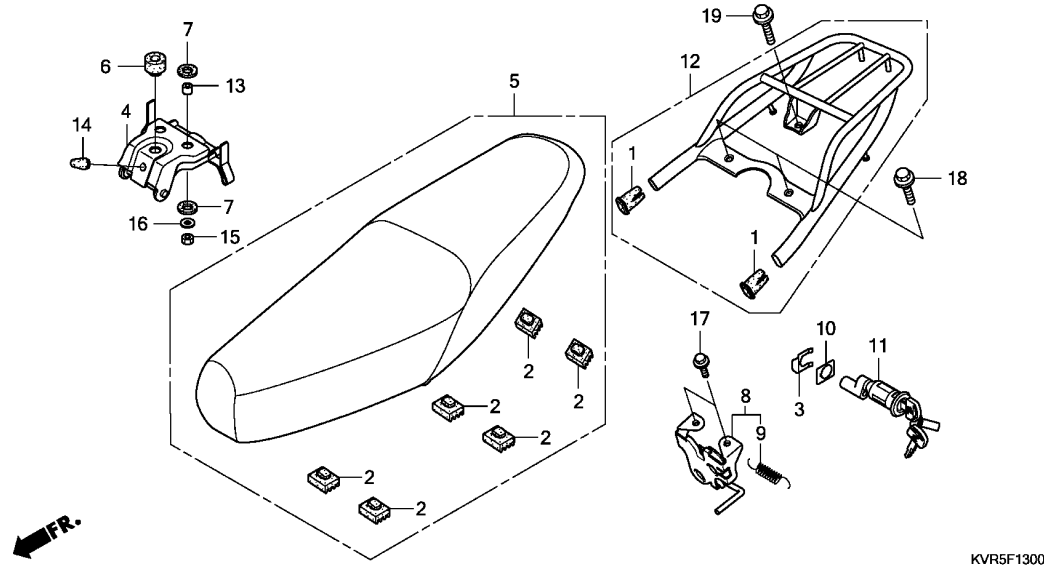




Ref. No.	L.O.N.	(Relative ref. Number) Description	F.R.T.
1	310160	STRAINER, FUEL	0.3
2	310100	TANK, FUEL	0.6
6	617105	FUEL TANK SENDING UNIT	0.5

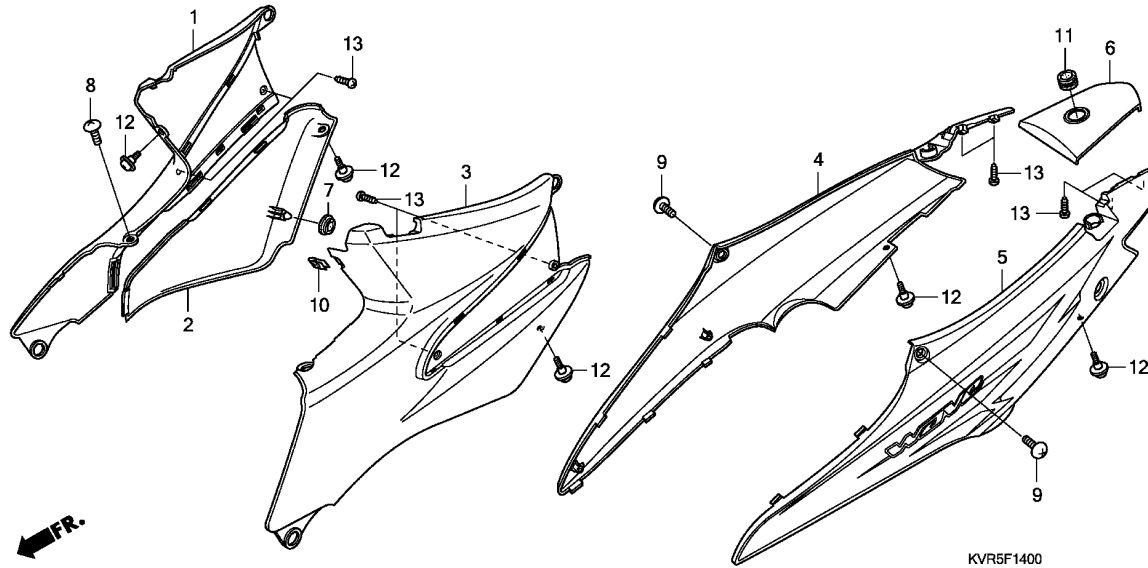


Ref. No.	Part No.	Description	Reqd. QTY	Serial No.	Parts catalogue code
			NF100 1SH/3SH A		
1	16910-KRS-830	STRAINER COMP., FUEL	1		
2	17500-KVR-G00	TANK ASSY., FUEL	1		
3	17620-KRS-T40	CAP COMP., FUEL FILLER	1		
4	17630-KVR-G00	TUBE, FUEL, 5.3X385	1		
5	17631-KRS-T40	TUBE, FUEL, 5.3X65	1		
6	37800-KVR-C01	FUEL UNIT	1		
7	37801-GA7-700	PACKING, BASE	1		
8	37802-GA7-700	RETAINER, FUEL UNIT	1		
9	94050-06000	NUT, FLANGE, 6MM	2		
10	95002-02100	CLIP, TUBE (B10)	4		
11	95701-06012-00	BOLT, FLANGE, 6X12	2		
12	95701-08016-00	BOLT, FLANGE, 8X16	2		



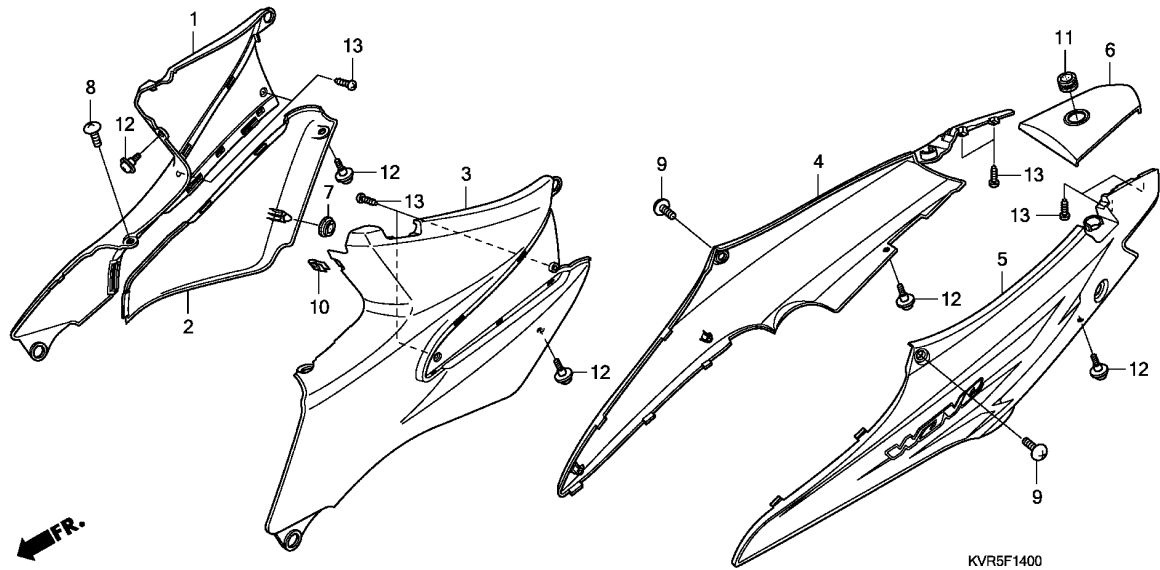
Ref. No.	L.O.N.	(Relative ref. Number) Description	F.R.T.
4	4131P0	HINGE, SEAT	0.1
5	4131E4	SEAT :DOUBLE	0.1
8	4131E8	CATCH, SEAT :REAR SIDE	0.4
11	4131F2	KEY, SEAT LOCK	0.4
12	410165	CARRIER, LUGGAGE	0.1

Ref. No.	Part No.	Description	Reqd. QTY	Serial No.	Parts catalogue code
			NF100 1SH/3SH A		
1	50415-KRS-830	CAP, RR. GRIP PIPE END	2		
2	50524-KEV-900	RUBBER, MAIN STAND STOPPER ..	6		
3	75582-KSY-900	SPRING, LOCK KEY SETTING	1		
4	77110-KVR-C00	HINGE COMP., SEAT	1		
5	77200-KVR-C01	SEAT COMP., DOUBLE	1		
6	77206-KW6-900	RUBBER, SEAT CUSHION	1		
7	77207-GN5-910	RUBBER B, SEAT MOUNTING	4		
8	77230-KVR-C00	LOCK COMP., SEAT	1		
9	77234-GN2-000	SPRING, SEAT LOCK	1		
10	77236-GW0-000	WASHER, SEAT LOCK	1		
11	77239-KVR-C00	KEY, SEAT LOCK	1		
12	81200-KVR-C00	CARRIER ASSY., RR.	1		
13	90324-GN5-730	COLLAR, SEAT MOUNTING	2		
14	90899-KL8-000	PLUG, CONE	1		
15	94001-06070-0S	NUT, HEX., 6MM	2		
16	94103-06000	WASHER, PLAIN, 6MM	2		
17	95701-06012-00	BOLT, FLANGE, 6X12	2		
18	95701-08022-00	BOLT, FLANGE, 8X22	2		
19	95701-08025-07	BOLT, FLANGE, 8X25	1		



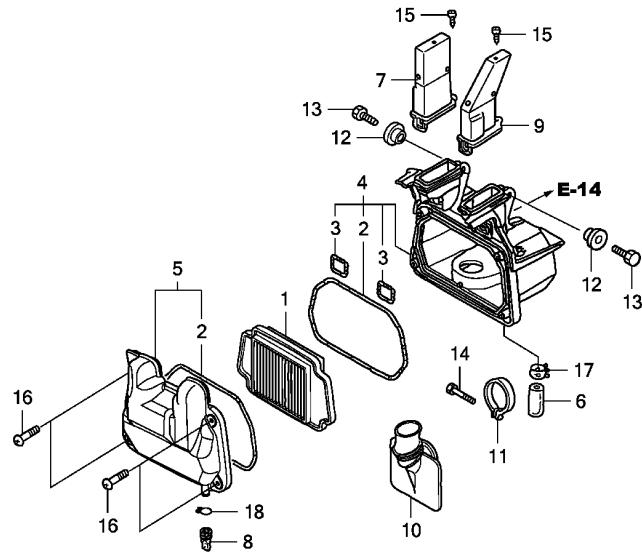
Ref. No.	L.O.N.	(Relative ref. Number) Description	F.R.T.
1	4131DZ	COVER, CENTER :RIGHT	0.5
2	4111H9	COVER, SIDE :RIGHT	0.1
3	4131DY	COVER, CENTER :LEFT	0.5
	4131EA	COVER, CENTER :BOTH	0.6
4	4131J0	COVER, BODY :RIGHT	0.5
5	4131H9	COVER, BODY :LEFT	0.5
	4131J1	COVER, BODY :BOTH	0.6
6	4131J2	COVER, BODY :REAR	0.4

Ref. No.	Part No.	Description	Reqd. QTY NF100 1SH/3SH A	Serial No.	Parts catalogue code
1	64350-KVR-C00ZA	COVER, R. CENTER *NH1*.....BLACK	1		
2	64351-KVR-C00ZD	COVER, R. SIDE *NH1*.....BLACK	1		
3	64360-KVR-C00ZA	COVER, L. CENTER *NH1*.....BLACK	1		
4	64600-KVR-G00ZA	COVER SET, R. BODY (WL) *NHA06P*...PEARL PROCYON BLACK	1		
	64600-KVR-G00ZB	*R283M*.....BAKE RED METALLIC	1		
	64600-KVR-G00ZC	*NH494M*SIGMA SILVER METALLIC	1		
	64600-KVR-G00ZD	*PB354P*...PEARL GEMINI BLUE	1		
5	64650-KVR-G00ZA	COVER SET, L. BODY (WL) *NHA06P*...PEARL PROCYON BLACK	1		
	64650-KVR-G00ZB	*R283M*.....BAKE RED METALLIC	1		
	64650-KVR-G00ZC	*NH494M 1* SIGMA SILVER METALLIC	1		
	64650-KVR-G00ZD	*PB354P 1* PEARL GEMINI BLUE	1		
6	83510-KVR-C00ZB	COVER, TAIL *NHA06P*...PEARL PROCYON BLACK	1		
	83510-KVR-C00ZC	*R283M*.....BAKE RED METALLIC	1		
	83510-KVR-C00ZD	*NH494M*SIGMA SILVER METALLIC	1		
	83510-KVR-C00ZE	*PB354P*...PEARL GEMINI BLUE	1		
7	83551-GE2-000	GROMMET, AIR CLEANER CASE	1		
8	90107-KGH-600	SCREW, 6X12	1		
9	90108-KTL-740	BOLT, BODY COVER SETTING	2		
10	90677-KAN-T00	NUT, CLIP, 5MM	1		



Ref. No.	Part No.	Description	Reqd. QTY	Serial No.	Parts catalogue code
----------	----------	-------------	-----------	------------	----------------------

			NF100		
			1SH/3SH		
			A		
11	90801-KPN-J00	RUBBER, CARRIER MOUNTING	1	
12	91509-GE2-760	SCREW, PAN, 5X11.5	5	
13	93903-24310	SCREW, TAPPING, 4X12	8	



FR.

KVR5F1500

Ref. No.	L.O.N.	(Relative ref. Number) Description	F.R.T.
1	312105	ELEMENT, AIR CLEANER	0.2
4	3121A5	CASE, AIR CLEANER	0.9
5	312102	COVER, AIR CLEANER CASE	0.2
10	3121B6	TUBE, AIR CLEANER CONNECTING ..	0.9

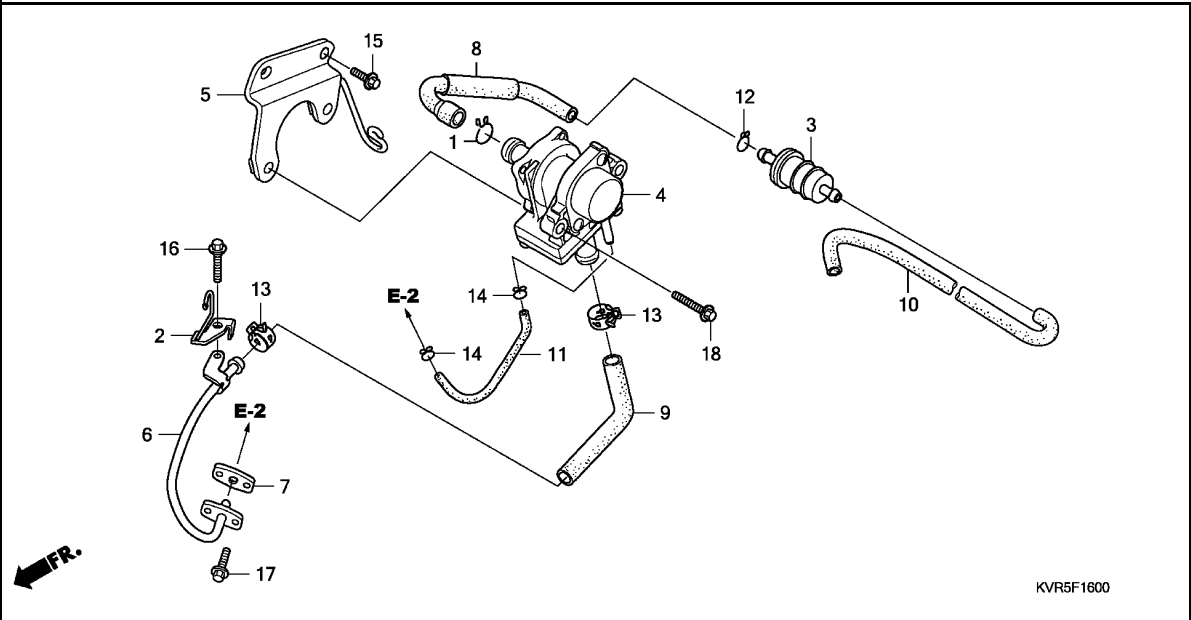
3

Ref. No.	Part No.	Description	Reqd. QTY	Serial No.	Parts catalogue code
			NF100 1SH/3SH A		
1	17210-KVR-C00	ELEMENT COMP., AIR CLEANER ..	1		
2	17213-GN5-900	SEAL, AIR CLEANER COVER	2		
3	17214-GN5-900	SEAL, AIR CLEANER CASE	2		
4	17225-KRS-C00	CASE SUB ASSY., AIR CLEANER ..	1		
5	17226-KVR-C00	COVER SUB ASSY., AIR CLEANER ..	1		
6	17227-HC0-000	TUBE, VINYL, 11X15X45	1		
7	17233-KVR-C00	CAP COMP., R. DUCT	1		
8	17234-KCW-871	TUBE, AIR CLEANER DRAIN	1		
9	17234-KVR-C00	CAP COMP., L. DUCT	1		
10	17253-KRS-C00	TUBE, AIR CLEANER CONNECTING ..	1		
11	17256-053-010	BAND B, AIR CLEANER CONNECTING TUBE	1		
12	90522-028-000	WASHER, CHAIN CASE SETTING ..	2		
13	92101-06012-0A	BOLT, HEX., 6X12	2		
14	93500-05020-0A	SCREW, PAN, 5X20	1		
15	93901-24320	SCREW, TAPPING, 4X12	2		
16	93903-25520	SCREW, TAPPING, 5X25	4		
17	95002-41300-08	CLAMP, TUBE (D13)	1		
18	95002-80000	CLIP, TUBE (C12)	1		

F-16

AIR SUCTION VALVE

G 4

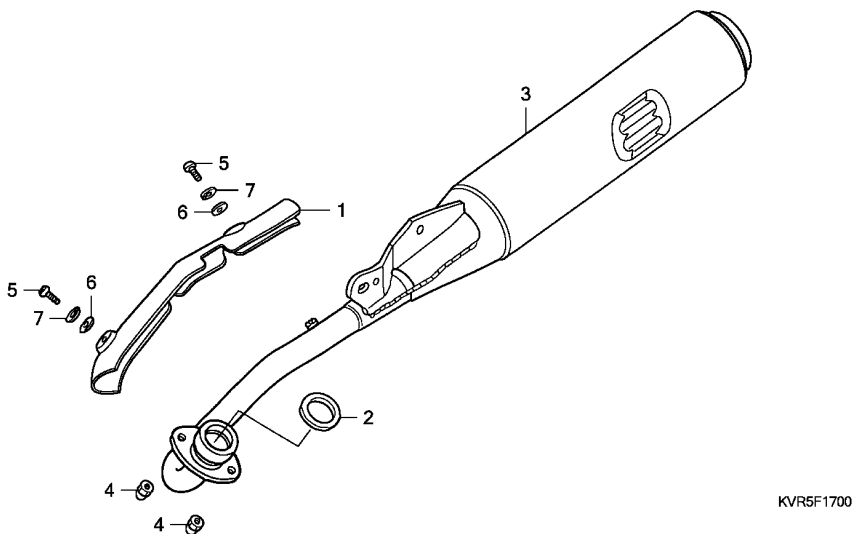


Ref. No.	L.O.N.	(Relative ref. Number) Description	F.R.T.
4	314130	VALVE, SECONDARY AIR CONTROL	0.4
6	3111D1	PIPE, SECONDARY AIR	0.4

KVR5F1600

Ref. No.	Part No.	Description	Reqd. QTY NF100 1SH/3SH A	Serial No.	Parts catalogue code
1	15771-KV6-000	CLIP, OIL DRAIN TUBE	1		
2	16236-KVR-G00	CLAMPER COMP., L. OVER FLOW TUBE	1		
3	17260-KPH-C00	FILTER COMP., AIR	1		
4	18600-KTS-901	VALVE ASSY., AIR SUCTION	1		
5	18620-KRS-C00	STAY COMP., AIR SUCTION VALVE	1		
6	18640-KRS-C00	PIPE COMP., AIR FEED	1		
7	18645-KPH-C00	GASKET, AIR FEED PIPE	1		
8	18652-KRS-C00	TUBE A, AIR SUCTION VALVE	1		
9	18653-KRS-C00	TUBE B, AIR SUCTION VALVE	1		
10	18654-KVR-650	TUBE C, AIR SUCTION VALVE	1		
11	18655-KVR-G00	TUBE, AIR SUCTION VALVE (PB)	1		
12	90602-KRS-C00	CLIP, TUBE	1		
13	90678-MN5-000	CLIP, FUEL HOSE	2		
14	95002-02070	CLIP, TUBE (B7)	2		
15	95701-06008-00	BOLT, FLANGE, 6X8	2		
16	95701-06018-00	BOLT, FLANGE, 6X18	1		
17	96001-06016-00	BOLT, FLANGE, 6X16	2		
18	96001-06018-00	BOLT, FLANGE, 6X18	2		

3



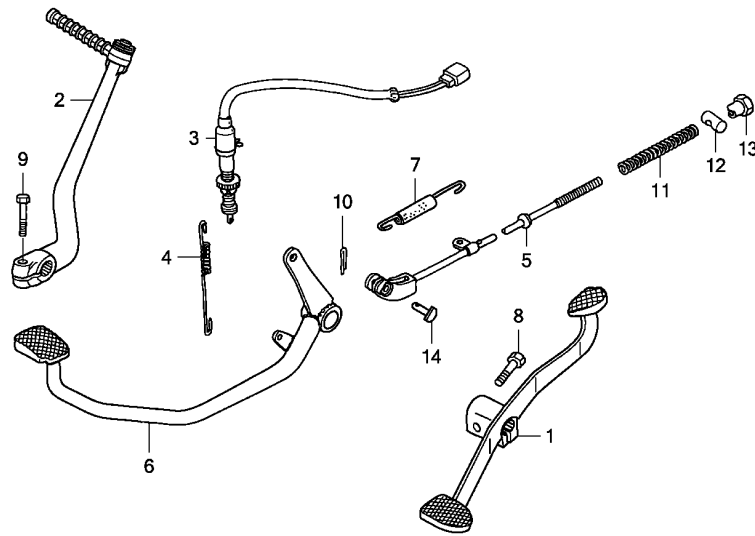
KVR5F1700

FR.

Ref. No.	L.O.N.	(Relative ref. Number) Description	F.R.T.
1	313125	COVER, EXHAUST PIPE	0.1
2	3131B4	GASKET, EXHAUST PIPE	0.3
3	313120	MUFFLER	0.3

3

Ref. No.	Part No.	Description	Reqd. QTY	Serial No.	Parts catalogue code
			NF100		
			1SH/3SH		
			A		
1	18240-KRS-C00	COVER, EX. PIPE	1		
2	18291-KVR-C00	GASKET, EX. PIPE	1		
3	18350-KRS-C00	MUFFLER COMP., EX.	1		
4	90207-165-600	NUT, CAP, 6MM	2		
5	93500-05008-4J	SCREW, PAN, 5X8	2		
6	94101-05000	WASHER, PLAIN, 5MM	2		
7	94111-05000	WASHER, SPRING, 5MM	2		

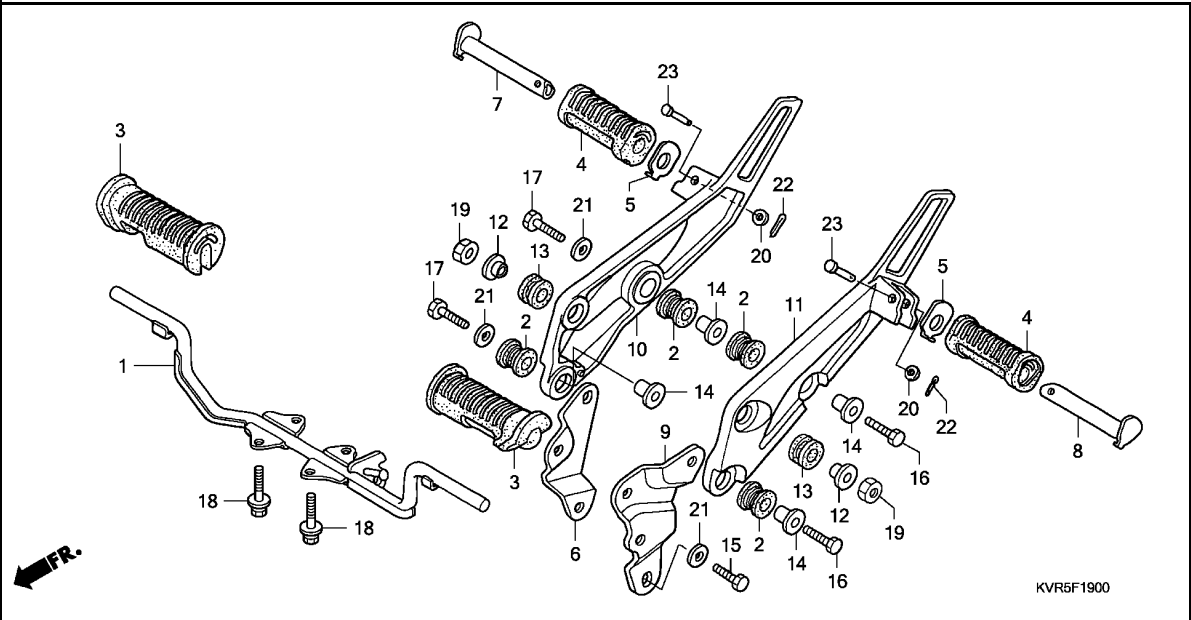


KVR5F1800

Ref. No.	L.O.N.	(Relative ref. Number) Description	F.R.T.
1	4101A1	PEDAL, GEAR CHANGE	0.1
2	112107	ARM, KICK STARTER	0.1
3	6151B5	SWITCH, REAR STOP :PEDAL SIDE	0.3
5	811135	ROD, REAR BRAKE	0.5
6	810160	PEDAL, REAR BRAKE	0.5

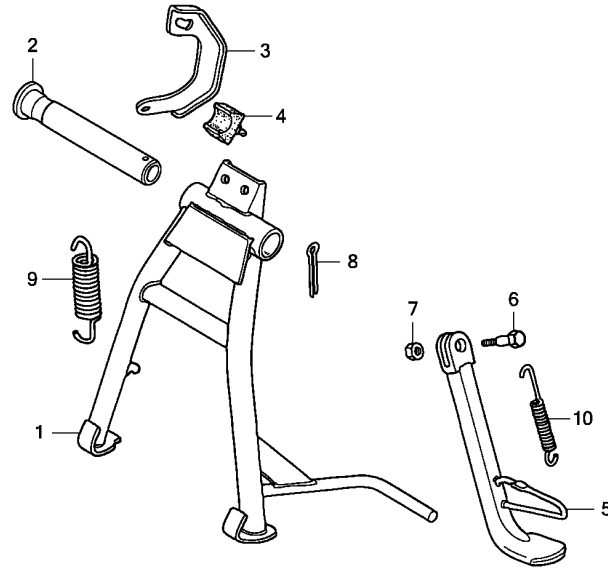
Ref. No.	Part No.	Description	Reqd. QTY	Serial No.	Parts catalogue code
			NF100		
			1SH/3SH		
			A		
1	24701-KTS-900	PEDAL, GEAR CHANGE	1		
2	28300-KVR-C00	ARM ASSY., KICK STARTER	1		
3	35350-KVR-C01	SWITCH ASSY., RR. STOP	1		
4	35357-KRS-830	SPRING, STOP SWITCH	1		
5	43451-KVR-C00	ROD COMP., RR. BRAKE	1		
6	46500-KRS-830	PEDAL COMP., BRAKE	1		
7	46513-KBP-900	SPRING ASSY., RR. BRAKE RETURN	1		
8	92101-06020-0A	BOLT, HEX., 6X20	1		
9	92101-06022-0A	BOLT, HEX., 6X22	1		
10	94201-20150	PIN, SPLIT, 2.0X15	1		
11	95014-73100	SPRING A, BRAKE ROD	1		
12	95015-32001	JOINT B, BRAKE ARM	1		
13	95015-42000	NUT B, BRAKE ROD ADJUSTING ..	1		
14	95015-53000	PIN C, JOINT	1		





Ref. No.	L.O.N.	(Relative ref. Number) Description	F.R.T.
1	410145	BAR, STEP	0.3
3	4101D3	RUBBER, STEP :LEFT	0.1
	4101D4	RUBBER, STEP :RIGHT	0.1
	4101L8	RUBBER, STEP :BOTH	0.1
6	4101P6	STAY, PILLION STEP BRACKET :RIGHT	0.1
7	4101C8	BAR, PILLION STEP :RIGHT	0.1
8	4101C7	BAR, PILLION STEP :LEFT	0.1
	4101P4	BAR, PILLION STEP :BOTH	0.2
9	4101P5	STAY, PILLION STEP BRACKET :LEFT	0.1
10	4101D0	BRACKET, PILLION STEP :RIGHT ..	0.2
11	4101C9	BRACKET, PILLION STEP :LEFT ..	0.2
	4101K4	BRACKET, PILLION STEP :BOTH ..	0.4

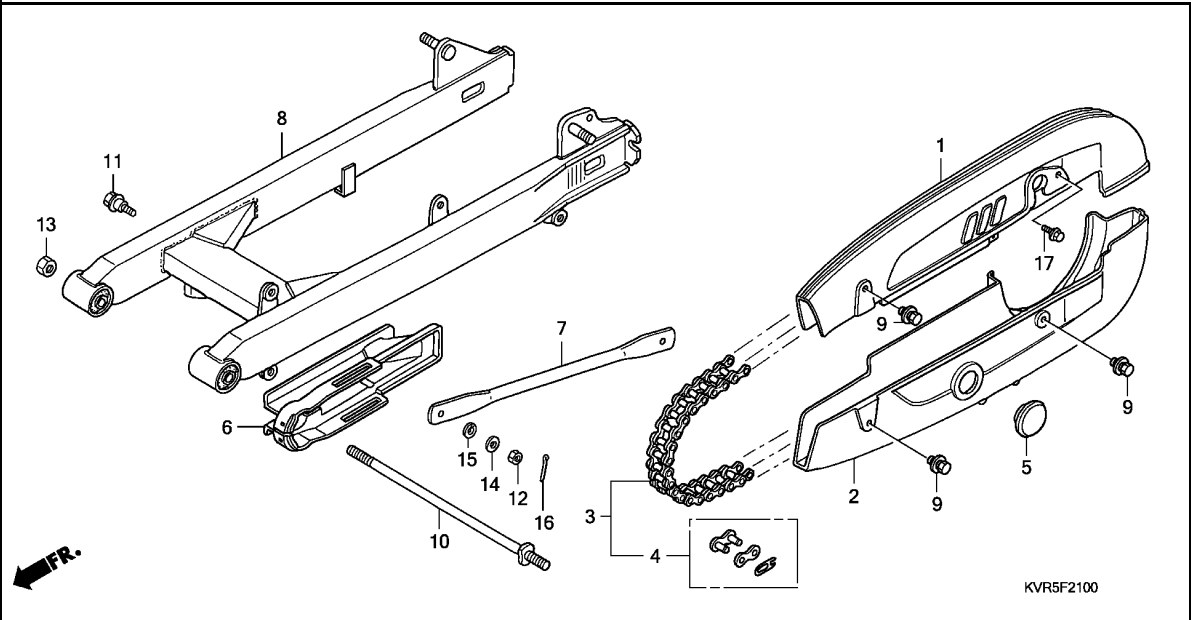
Ref. No.	Part No.	Description	Reqd. QTY	Serial No.	Parts catalogue code
			NF100 1SH/3SH A		
1	50610-KRS-830	BAR COMP., STEP	1		
2	50622-KBA-900	RUBBER, STEP HOLDER	4		
3	50661-KVR-650	RUBBER, STEP	2		
4	50710-GN5-830	RUBBER, PILLION STEP	2		
5	50711-GN5-730	PLATE, PILLION STEP	2		
6	50713-KEV-900	STAY, R. PILLION STEP	1		
7	50713-KRS-830	BAR, R. PILLION STEP	1		
8	50714-KRS-830	BAR, L. PILLION STEP	1		
9	50714-KTS-900	STAY, L. PILLION STEP	1		
10	50715-KVR-650	BRACKET COMP., R. PILLION STEP	1		
11	50716-KVR-650	BRACKET COMP., L. PILLION STEP	1		
12	90116-KEV-900	COLLAR, PILLION STEP MOUNTING	2		
13	90117-KEV-900	RUBBER, PILLION STEP MOUNTING	2		
14	90118-KEV-900	COLLAR, MUFFLER MOUNTING	4		
15	92101-08020-0A	BOLT, HEX., 8X20	1		
16	92101-08028-0A	BOLT, HEX., 8X28	2		
17	92101-08035-0A	BOLT, HEX., 8X35	2		
18	93402-08020-00	BOLT-WASHER, 8X20	4		
19	94002-10000-0S	NUT, HEX., 10MM	2		
20	94101-06000	WASHER, PLAIN, 6MM	2		
21	94103-08000	WASHER, PLAIN, 8MM	3		
22	94201-16150	PIN, SPLIT, 1.6X15	2		
23	95015-83000	PIN C, PILLION STEP	2		



KVR5F2000

Ref. No.	L.O.N.	(Relative ref. Number) Description	F.R.T.
1		(2)	
410175		STAND, MAIN	0.5
5	410180	BAR, SIDE STAND	0.2
9		(3)	
410176		SPRING, MAIN STAND	0.2
10	410182	SPRING, SIDE STAND	0.1

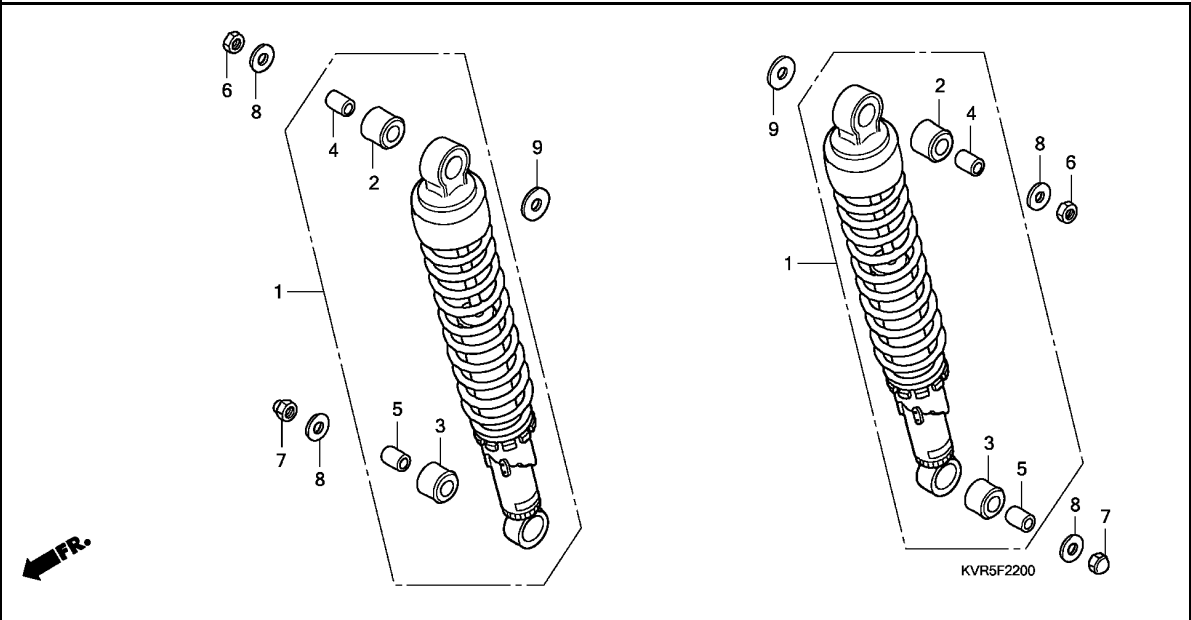
Ref. No.	Part No.	Description	Reqd. QTY NF100 1SH/3SH A	Serial No.	Parts catalogue code
1	50500-KTS-900	STAND COMP., MAIN	1		
2	50512-KRS-C00	SHAFT, RR. BRAKE PIVOT	1		
3	50523-KRS-830	HOOK, MAIN STAND SPRING	1		
4	50524-GBJ-680	RUBBER, STAND STOPPER	1		
5	50530-KTS-900	BAR COMP., SIDE STAND	1		
6	90108-223-000	SCREW, SIDE STAND PIVOT	1		
7	94002-10000-0S	NUT, HEX., 10MM	1		
8	94201-30250	PIN, SPLIT, 3.0X25	1		
9	95014-71402	SPRING D, MAIN STAND	1		
10	95014-72102	SPRING A, SIDE STAND	1		



Ref. No.	L.O.N.	(Relative ref. Number) Description	F.R.T.
1	4101L9	CASE, DRIVE CHAIN :UPPER	0.1
2	4101M0	CASE, DRIVE CHAIN :LOWER	0.1
	4101P7	CASE, DRIVE CHAIN :BOTH	0.1
3	213165	CHAIN, DRIVE	0.3
6	4101M1	PACKING, DRIVE CHAIN CASE	0.5
7	7111H2	ARM, REAR BRAKE STOPPER	0.3
8	5121B0	SWINGARM ASSEMBLY	0.7



Ref. No.	Part No.	Description	Reqd. QTY	Serial No.	Parts catalogue code
			NF100 1SH/3SH A		
1	40510-KTS-900ZA	CASE, UPPER HALF DRIVE CHAIN *NH364M*SHEEN SILVER METALLIC	1		
2	40520-KTS-900ZA	CASE, UNDER HALF DRIVE CHAIN *NH364M*SHEEN SILVER METALLIC	1		
3	40530-KPH-W00	CHAIN, DRIVE (428-104L)	1		
4	40531-KPH-W00	JOINT, DRIVE CHAIN	1		
5	40545-001-000	CAP, CHAIN CASE PEEP HOLE ...	1		
6	40591-KTS-900	PACKING, DRIVE CHAIN CASE ...	1		
7	43431-KTS-900	ARM COMP., RR. BRAKE STOPPER	1		
8	52200-KVR-C00ZA	SWINGARM SUB ASSY., RR. *NH364M*SHEEN SILVER METALLIC	1		
9	90118-383-000	BOLT-WASHER, 6X6	3		
10	90121-KFL-890	BOLT, SWINGARM PIVOT	1		
11	92812-20000	BOLT A, BRAKE STOPPER ARM ...	1		
12	94001-08000-OS	NUT, HEX., 8MM	1		
13	94031-10000	NUT, HEX., 10MM	1		
14	94101-08000	WASHER, PLAIN, 8MM	1		
15	94111-10000	WASHER, SPRING, 10MM	1		
16	94201-20150	PIN, SPLIT, 2.0X15	1		
17	95701-06010-00	BOLT, FLANGE, 6X10	1		



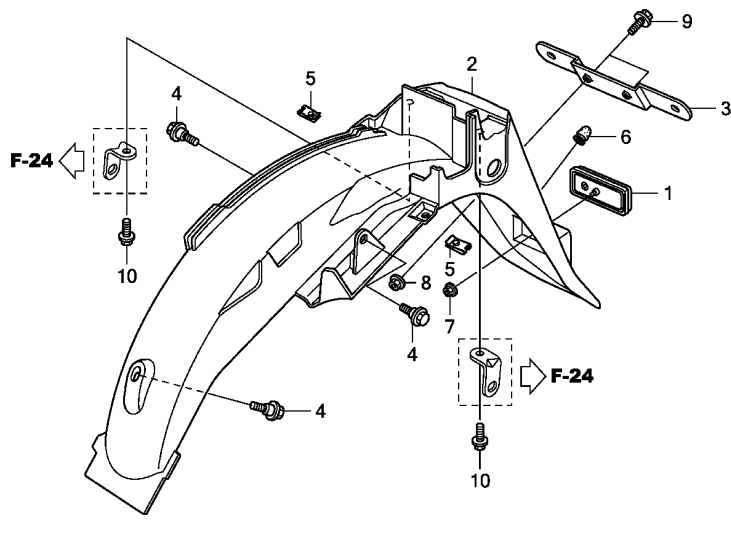
Ref. No.	L.O.N.	(Relative ref. Number) Description	F.R.T.
1	5121B6	CUSHION ASSY., REAR :LEFT	0.4
	5121B7	CUSHION ASSY., REAR :RIGHT ...	0.4
	5121B8	CUSHION ASSY., REAR :BOTH	0.5

Ref. No.	Part No.	Description	Reqd. QTY NF100 1SH/3SH A	Serial No.	Parts catalogue code
1	52400-KVR-C00	CUSHION ASSY., RR.	2		
2	52485-KVR-C00	BUSH, RUBBER UPPER	2		
3	52486-KVR-720	BUSH, RUBBER UNDER	2		
4	52487-KVR-C00	COLLAR, RUBBER BUSH UPPER ...	2		
5	52488-KVR-C00	COLLAR, RUBBER BUSH UNDER ...	2		
6	94001-10000-0S	NUT, HEX., 10MM	2		
7	94021-10000-0S	NUT, CAP, 10MM	2		
8	94101-10000	WASHER, PLAIN, 10MM	4		
9	94101-12000	WASHER, PLAIN, 12MM	2		

F-23

REAR FENDER

G11



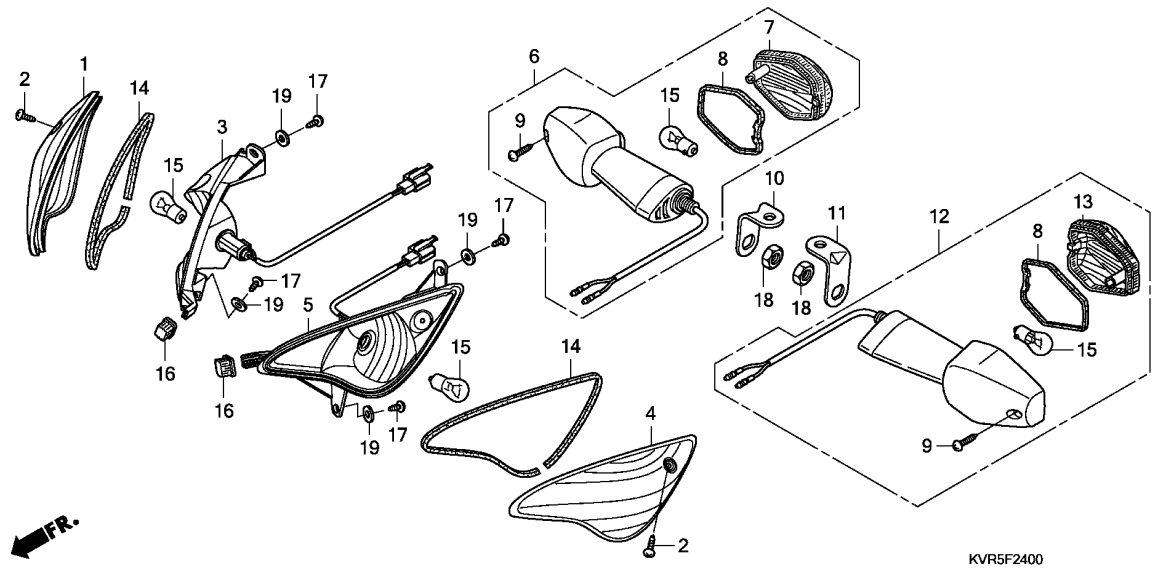
KVR5F2300

Ref. No.	L.O.N.	(Relative ref. Number) Description	F.R.T.
----------	--------	------------------------------------	--------

2	413102	FENDER, REAR	0.7
---	--------	--------------------	-----

Ref. No.	Part No.	Description	Reqd. QTY	Serial No.	Parts catalogue code
			NF100 1SH/3SH A		
1	33742-KVR-C01	REFLECTOR, RR. REFLEX	1		
	33742-KVR-C02	1		
2	80200-KVR-C00ZA	FENDER SET, RR. *TYPE1*(WL) -	1		
3	84701-KTS-900	BRACKET, RR. NUMBER PLATE ...	1		
4	90111-162-000	BOLT, FLANGE, 6MM	3		
5	90677-KPH-C00	NUT, CLIP, 5MM	2		
6	90899-422-610	PLUG, CONE TYPE	1		
7	94050-05080	NUT, FLANGE, 5MM	1		
8	94050-06000	NUT, FLANGE, 6MM	2		
9	95701-06014-00	BOLT, FLANGE, 6X14	2		
10	95701-06016-00	BOLT, FLANGE, 6X16	2		

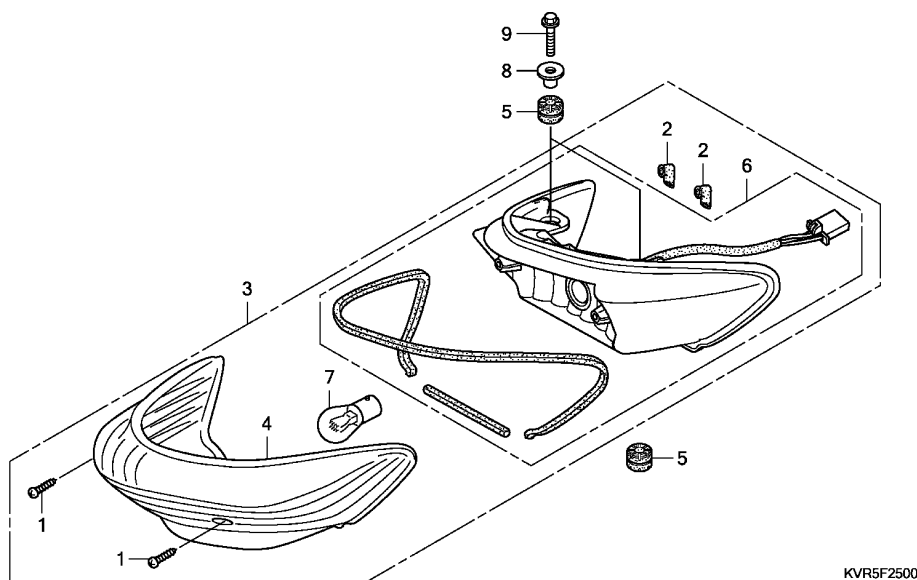
3



Ref. No.	L.O.N.	(Relative ref. Number) Description	F.R.T.
3	6161C4	WINKER :RIGHT FRONT	0.3
5	6161C3	WINKER :LEFT FRONT	0.3
	6161C5	WINKER :BOTH FRONT	0.5
6	6161C7	WINKER :RIGHT REAR	0.6
12	6161C6	WINKER :LEFT REAR	0.6
	6161C8	WINKER :BOTH REAR	0.7
15	616133	BULB, WINKER :FRONT	0.1
		(1,4,7,8,13,14)	
		.NOTE: Same time for two units	
	616139	BULB, WINKER :REAR	0.1
		.NOTE: Same time for two units	
	6161G0	BULB, WINKER :FOR 1 VEHICLE ..	0.2

Ref. No.	Part No.	Description	Reqd. QTY NF100 1SH/3SH A	Serial No.	Parts catalogue code
1	33402-KVR-C00	LENS, R. FR. WINKER	1		
2	33409-KVR-C00	SCREW, TAPPING, 4.2X16	2		
3	33410-KVR-C00	SOCKET COMP., R. WINKER	1		
4	33452-KVR-C00	LENS, L. FR. WINKER	1		
5	33460-KVR-C00	SOCKET COMP., L. WINKER	1		
6	33600-KVR-C01	WINKER ASSY., R. RR. (12V 21W)	1		
7	33602-KVR-C00	LENS, R. WINKER	1		
8	33607-KVR-C01	PACKING, LENS	2		
9	33609-KVR-C01	SCREW, TAPPING, 4.2X16	2		
10	33610-KVR-C00	BRACKET, R. RR. WINKER	1		
11	33620-KVR-C00	BRACKET, L. RR. WINKER	1		
12	33650-KVR-C01	WINKER ASSY., L. RR. (12V 21W)	1		
13	33652-KVR-C00	LENS, L. WINKER	1		
14	33710-KVR-C00	SEAL, GASKET	2		
15	34907-KVJ-911	BULB, WINKER LIGHT (12V 21W)	4		
16	64431-KVR-C00	RUBBER, WINKER	2		
17	93903-24310	SCREW, TAPPING, 4X12	4		
18	94050-10000	NUT, FLANGE, 10MM	2		
19	94103-04800	WASHER, PLAIN, 4MM	4		

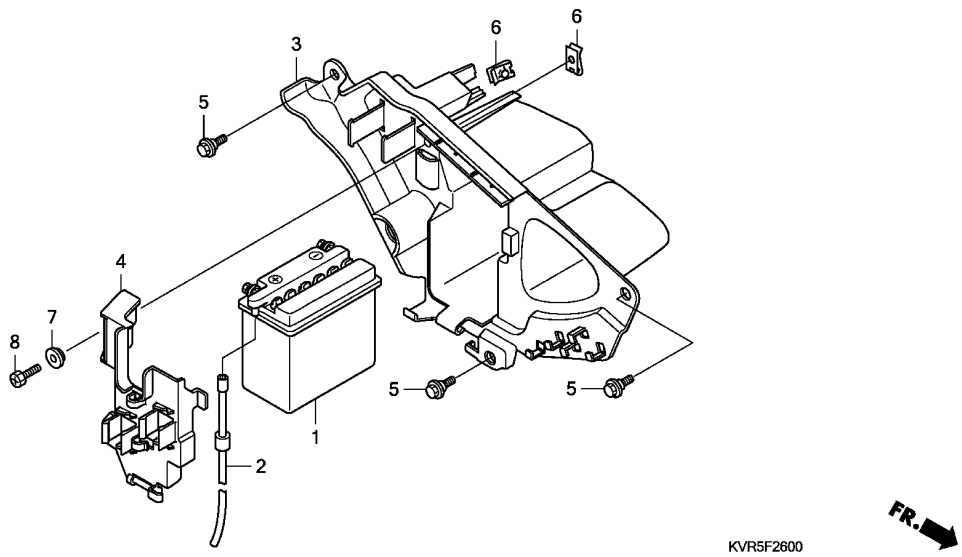




Ref. No.	L.O.N.	(Relative ref. Number) Description	F.R.T.
3	6161D5	TAILLIGHT UNIT	0.4
6	6161E2	BASE, TAILLIGHT	0.4
7	6161G1	BULB, TAILLIGHT	0.1

3

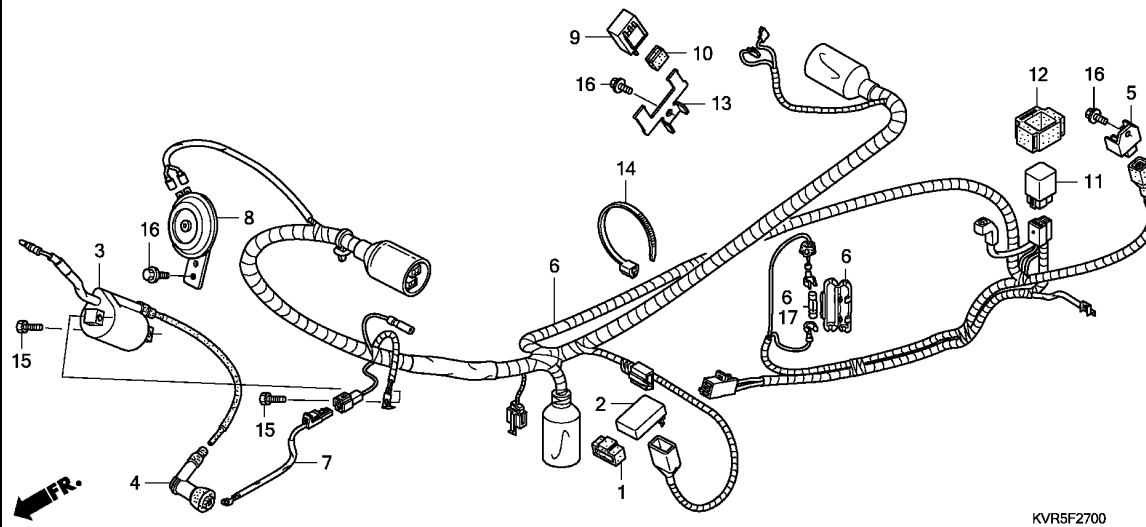
Ref. No.	Part No.	Description	Reqd. QTY	Serial No.	Parts catalogue code
			NF100 1SH/3SH A		
1	33103-KVR-C00	SCREW, TAPPING, 4.2X16	2		
2	33113-KTS-900	PIPE, CP	2		
3	33700-KVR-C01	TAILLIGHT ASSY. (12V 21/5W)	1		
4	33702-KVR-C01	LENS COMP., TAILLIGHT	1		
5	33705-KW7-900	RUBBER A, TAILLIGHT MOUNTING	3		
6	33711-KVR-C01	BASE COMP.	1		
7	34906-447-711	BULB, TAILLIGHT (12V 21/5W) (STANLEY)	1		
8	61104-428-000	COLLAR, FR. FENDER	2		
9	95701-06025-00	BOLT, FLANGE, 6X25	2		



KVR5F2600

Ref. No.	L.O.N.	(Relative ref. Number) Description	F.R.T.
1	610100	BATTERY	0.2
3	410185	BOX, BATTERY	0.8

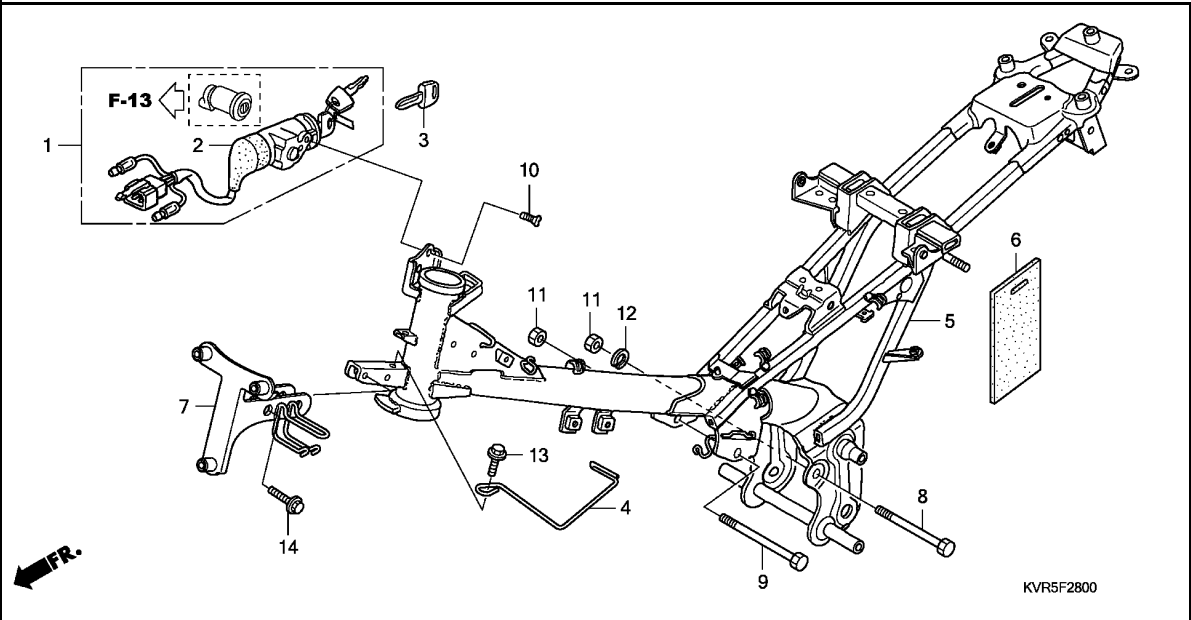
Ref. No.	Part No.	Description	Reqd. QTY NF100 1SH/3SH A	Serial No.	Parts catalogue code
1	31500-KTL-A30	BATTERY (CB5L-B)	1		
	31500-KTL-A40	BATTERY (YB5L-B)	1		
		(TIANJIN TONG YEE)			
		(TIANJIN YUASA)			
2	31502-KRS-730	TUBE, BATTERY BREATHER	1		
		(TIANJIN TONG YEE)			
	31502-KRS-740	TUBE, BATTERY BREATHER	1		
		(TIANJIN YUASA)			
3	50380-KVR-600	CASE, BATTERY	1		
4	50382-KVR-C00	COVER, BATTERY	1		
5	90111-162-000	BOLT, FLANGE, 6MM	3		
6	90344-KEV-900	NUT C, CLIP, 6MM	2		
7	90504-KBP-900	COLLAR, MIDDLE COVER	1		
8	92301-06014-0A	BOLT, RECESSED, 6X14	1		



Ref. No.	L.O.N.	(Relative ref. Number) Description	F.R.T.
2	6141A1	IGNITION CONTROL MODULE	0.5
3	614105	COIL, IGNITION	0.6
5	6131B2	RECTIFIER, REGULATE	0.5
6	611100	HARNESS, WIRE	1.2
7	6111E9	CORD, EARTH	0.4
8	616169	HORN	0.2
9	6111C3	RELAY, WINKER	0.2
11	6111C5	RELAY, STARTER	0.2

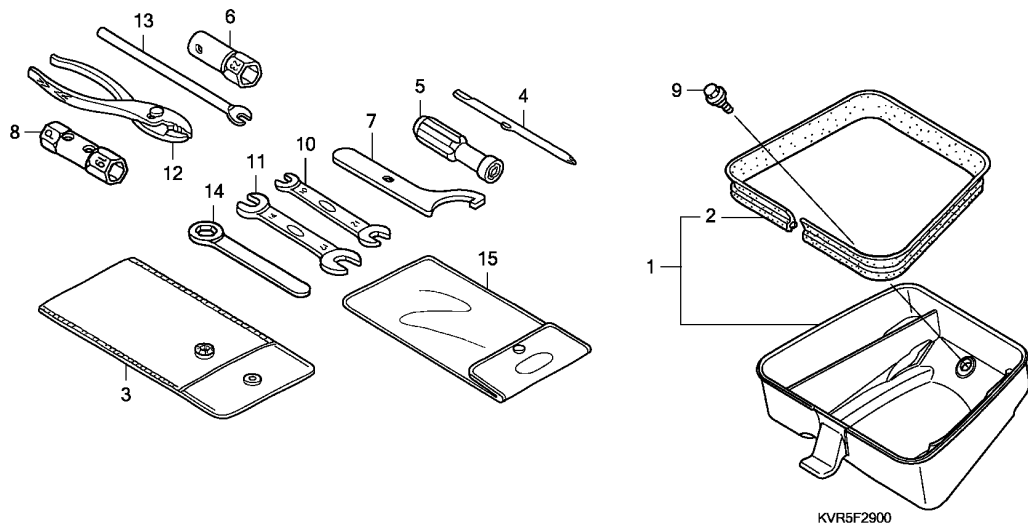
3

Ref. No.	Part No.	Description	Reqd. QTY	Serial No.	Parts catalogue code
			NF100 1SH/3SH A		
1	30401-KVR-G00	CUSHION, C.D.I. UNIT	1		
2	30410-KVR-G01	C.D.I. UNIT	1		
3	30500-KVR-G01	COIL COMP., IGNITION	1		
4	30700-KVR-C01	CAP ASSY., NOISE SUPPRESSOR ..	1		
5	31600-KVR-G01	RECTIFIER COMP., REGULATOR ..	1		
6	32100-KVR-G00	HARNESS, WIRE	1		
7	32101-KVR-G00	CABLE, EARTH	1		
8	38110-KVR-640	HORN ASSY.(HIGH)	1		
9	38301-KVR-C01	RELAY COMP., WINKER	1		
10	38306-KVR-C00	SUSPENSION, WINKER RELAY	1		
11	38501-KVR-C01	RELAY COMP., STARTER	1		
12	38506-KVR-C00	SUSPENSION, STARTER RELAY	1		
13	50177-KVR-C00	BRACKET, RELAY	1		
14	90111-GFC-J31	BAND, WIRE HARNESS	1		
15	92101-05020-OA	BOLT, HEX., 5X20	2		
16	95701-06012-00	BOLT, FLANGE, 6X12	3		
17	98200-21000	FUSE B (10A)	1		



Ref. No.	L.O.N.	(Relative ref. Number) Description	F.R.T.
1	6151A1	KEY SET	2.0
2	615145	SWITCH, COMBINATION & LOCK ...	1.9
5	410100	BODY, FRAME	5.0
		.INCLUDES: Engine removal and installation	
7	411105	STAY, FRONT COVER	0.4

Ref. No.	Part No.	Description	Reqd. QTY	Serial No.	Parts catalogue code
			NF100 1SH/3SH A		
1	35010-KVR-G00	KEY SET	1		
2	35100-KVR-G01	SWITCH ASSY., COMBINATION & LOCK	1		
3	35121-KVR-C00	KEY, BLANK	(1)		
4	45455-KVR-C00	GUIDE, CABLE	1		
5	50100-KVR-G00	BODY COMP., FRAME	1		
6	50383-KVR-G00	GUARD, C.D.I. UNIT	1		
7	64221-KVR-C00	STAY, FR. TOP COVER	1		
8	90100-KVR-C00	BOLT, HEX., 8X100	1		
9	90110-KVR-C00	BOLT, HEX., 8X110	1		
10	90164-028-000	SCREW, U-LOCK FLAT, 6X12 ...	2		
11	94030-08280	NUT, HEX., 8MM	2		
12	94111-08000	WASHER, SPRING, 8MM	1		
13	95701-06012-00	BOLT, FLANGE, 6X12	1		
14	95801-08032-00	BOLT, FLANGE, 8X32	2		



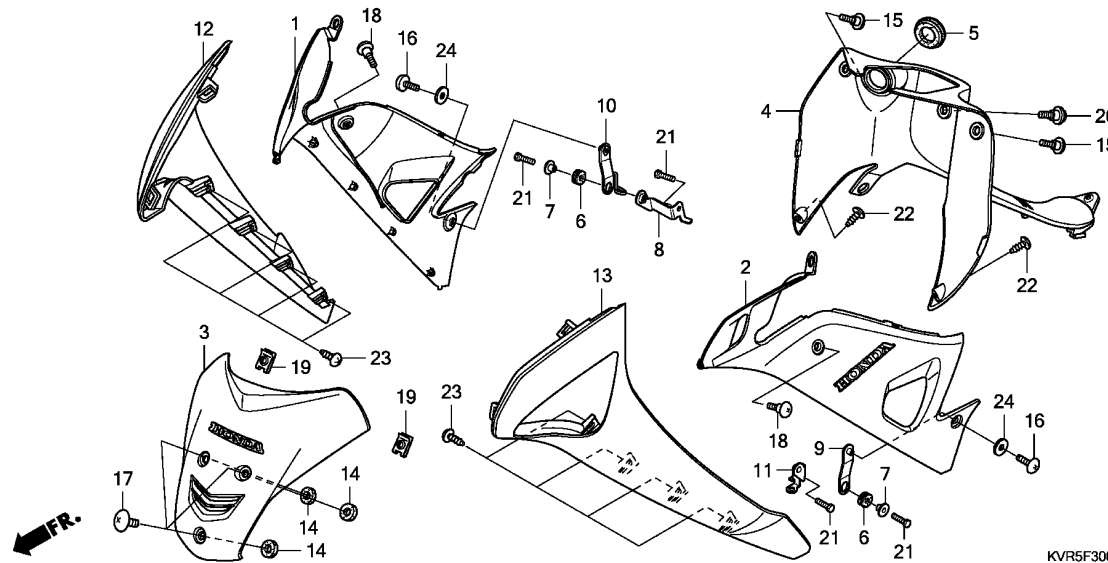
FR.

Ref. L.O.N. (Relative ref. Number) F.R.T.
No. Description

1 4101K9 BOX, UTILITY 0.1

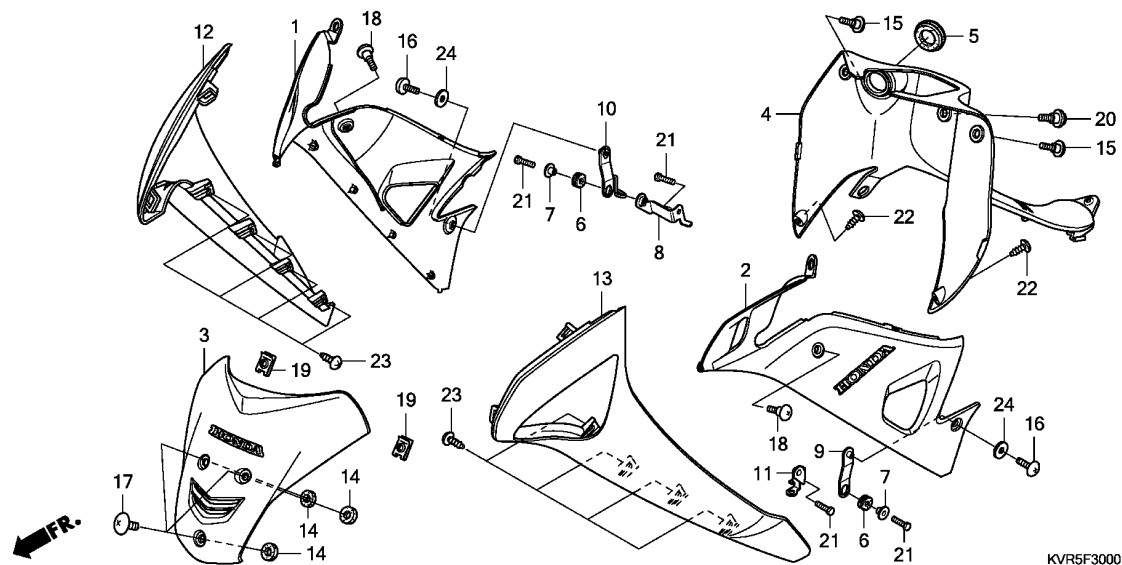
KVR5F2900

Ref. No.	Part No.	Description	Reqd. QTY	Serial No.	Parts catalogue code
			NF100 1SH/3SH A		
1	80140-KVR-C00	BOX COMP., UTILITY	1		
2	80160-KVR-C00	RUBBER, SEAL	1		
3	83642-171-000	BAG, OWNERS MANUAL	1		
4	89102-538-000	DRIVER, SCREW (NO.2 + -)	1		
5	89103-538-000	GRIP	1		
6	89214-041-000	WRENCH, BOX (23MM)	1		
7	89215-KRS-C00	SPANNER, PIN	1		
8	89216-GBG-770	WRENCH, SPARK PLUG	1		
9	90111-162-000	BOLT, FLANGE, 6MM	1		
10	99001-10120	SPANNER, 10X12	1		
11	99001-14170	SPANNER, 14X17	1		
12	99002-13500	PLIERS, 135	1		
13	99005-02000	BAR B, HANDLE	1		
14	99006-19000	WRENCH, EYE, 19MM	1		
15	99008-01600	BAG, TOOL, 160MM	1		



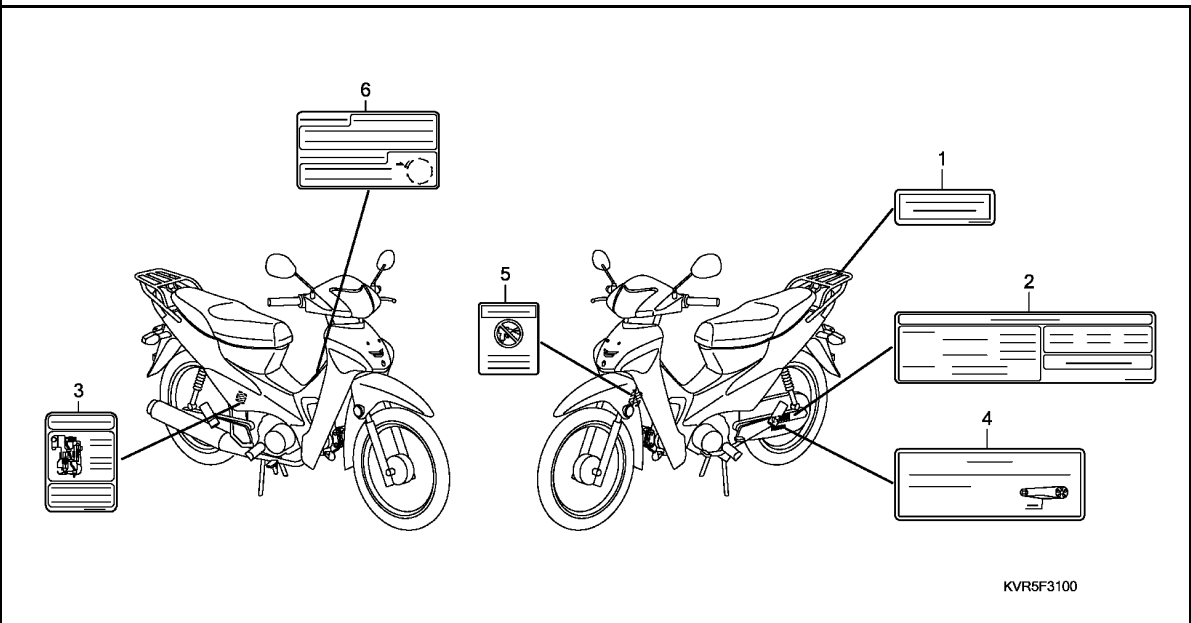
Ref. No.	L.O.N.	(Relative ref. Number) Description	F.R.T.
1	4131S9	COVER, MAIN PIPE SIDE :RIGHT	0.3
2	4131S8	COVER, MAIN PIPE SIDE :LEFT	0.3
	4131T0	COVER, MAIN PIPE SIDE :BOTH	0.5
3	413122	COVER, FRONT CENTER	0.1
4	4131T1	COVER, MAIN PIPE UPPER	0.6
12	4131S6	LEGSHIELD :RIGHT	0.3
13	4131S5	LEGSHIELD :LEFT	0.3
	4131S7	LEGSHIELD :BOTH	0.5

Ref. No.	Part No.	Description	Reqd. QTY	Serial No.	Parts catalogue code
			NF100 1SH/3SH A		
1	64200-KVR-C00ZD	COVER SET, R. MAIN PIPE SIDE (WL)			
	NHA06P	1 PEARL PROCYON BLACK	1		
	64200-KVR-C00ZE	*NH494M*SIGMA SILVER METALLIC	1		
	64200-KVR-C00ZF	*PB354P*...PEARL GEMINI BLUE	1		
	64200-KVR-C00ZG	*R283M 1* BAKE RED METALLIC	1		
2	64250-KVR-C00ZD	COVER SET, L. MAIN PIPE SIDE (WL)			
	NHA06P	1 PEARL PROCYON BLACK	1		
	64250-KVR-C00ZE	*NH494M*SIGMA SILVER METALLIC	1		
	64250-KVR-C00ZF	*PB354P*...PEARL GEMINI BLUE	1		
	64250-KVR-C00ZG	*R283M 1* BAKE RED METALLIC	1		
3	64300-KVR-G00ZA	COVER SET, FR. TOP (WL)			
	NHA06P	PEARL PROCYON BLACK	1		
	R283M	BAKE RED METALLIC	1		
	NH494M	SIGMA SILVER METALLIC	1		
	PB354P	PEARL GEMINI BLUE	1		
4	64320-KVR-C00ZA	COVER, MAIN PIPE			
	NH1	BLACK	1		
5	64321-KVR-C00	RUBBER, KEY CYLINDER	1		
6	64348-KSS-900	RUBBER, LEG SHIELD STAY			
7	64349-KVR-C00	COLLAR, STAY SETTING	2		
		MOUNTING	2		
8	64420-KVR-C00	STAY, R. MAIN PIPE SIDE COVER	1		



KVR5F3000

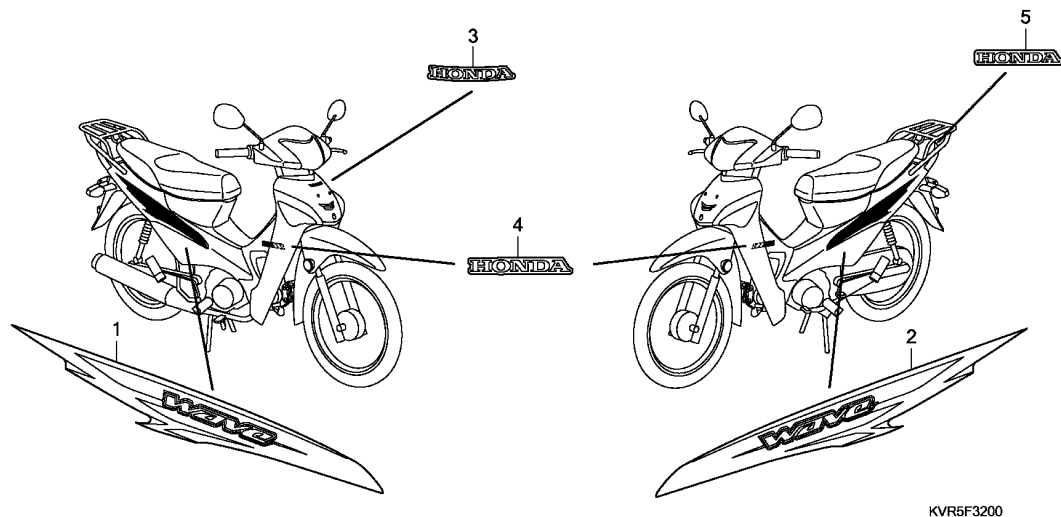
Ref. No.	Part No.	Description	Reqd. QTY NF100 1SH/3SH A	Serial No.	Parts catalogue code
9	64421-KVR-C00	PLATE, MAIN PIPE SIDE COVER -	1		
10	64421-KVR-G00	PLATE, R. MAIN PIPE SIDE COVER	1		
11	64425-KVR-C00	STAY, L. MAIN PIPESIDE COVER	1		
12	64430-KVR-C00ZB	SHIELD, R. LEG	1		
	64430-KVR-C00ZC	*NHA06P*...PEARL PROCYON BLACK	1		
	64430-KVR-C00ZD	*R283M*...BAKE RED METALLIC	1		
	64430-KVR-C00ZE	*NH494M*SIGMA SILVER METALLIC	1		
	64430-KVR-C00ZE	*PB354P*...PEARL GEMINI BLUE	1		
13	64440-KVR-C00ZB	SHIELD, L. LEG	1		
	64440-KVR-C00ZC	*NHA06P*...PEARL PROCYON BLACK	1		
	64440-KVR-C00ZC	*R283M*...BAKE RED METALLIC	1		
	64440-KVR-C00ZD	*NH494M*SIGMA SILVER METALLIC	1		
	64440-KVR-C00ZE	*PB354P*...PEARL GEMINI BLUE	1		
14	64510-KEV-900	CUSHION, FR. TOP COVER	3		
15	90104-KPH-900	SCREW, SPECIAL, 5MM	2		
16	90107-KTL-740	SCREW, COWL SETTING (A)	2		
17	90108-KTL-740	BOLT, BODY COVER SETTING	3		
18	90109-KTL-740	BOLT, FAIRING SETTING	2		
19	90677-KAN-T00	NUT, CLIP, 5MM	2		
20	91509-GE2-760	SCREW, PAN, 5X11.5	1		
21	92101-06020-0A	BOLT, HEX., 6X20	4		
22	93903-24480	SCREW, TAPPING, 4X16	2		
23	93903-25210	SCREW, TAPPING, 5X12	8		
24	94103-06000	WASHER, PLAIN, 6MM	2		



Ref. No.	L.O.N.	(Relative ref. Number)	Description	F.R.T.
NO INFORMATION				

KVR5F3100

Ref. No.	Part No.	Description	Reqd. QTY	Serial No.	Parts catalogue code
			NF100 1SH/3SH A		
1	81220-KRF-E20	LABEL, RR. CARRIER (SPANISH)	1		
2	87505-KVR-G00	LABEL, TIRE	1		
3	87506-KVR-G00	MARK, BATTERY CAUTION	1		
4	87507-KVR-G00	LABEL, DRIVE CHAIN (SPANISH)	1		
5	87509-KVR-G00	LABEL, AIR CLEANER ELEMENT NOTICE	1		
6	87560-KTL-C40ZA	MARK, DRIVE CAUTION (SPANISH) *TWHITE*.....WHITE	1		



Ref. L.O.N. (Relative ref. Number) F.R.T.
No. Description

NO INFORMATION

Ref. No.	Part No.	Description	Reqd. QTY NF100 1SH/3SH A	Serial No.	Parts catalogue code
1	87107-KVR-G00ZA	STRIPE, R. BODY COVER *TYPE1*	1		
	87107-KVR-G00ZB	STRIPE, R. BODY COVER *TYPE3*	1		
	87107-KVR-G00ZC	STRIPE, R. BODY COVER *TYPE2*	1		
	87107-KVR-G00ZD	STRIPE, R. BODY COVER *TYPE4*	1		
2	87108-KVR-G00ZA	STRIPE, L. BODY COVER *TYPE1*	1		
	87108-KVR-G00ZB	STRIPE, L. BODY COVER *TYPE3*	1		
	87108-KVR-G00ZC	STRIPE, L. BODY COVER *TYPE2*	1		
	87108-KVR-G00ZD	STRIPE, L. BODY COVER *TYPE4*	1		
3	87120-KVR-G00ZA	MARK, HONDA *TYPE1*(100MM)	-- 1		
	87120-KVR-G00ZB	MARK, HONDA *TYPE3*(100MM)	-- 1		
	87120-KVR-G00ZC	MARK, HONDA *TYPE2*(100MM)	-- 1		
	87120-KVR-G00ZD	MARK, HONDA *TYPE4*(100MM)	-- 1		
4	87130-KVR-C00ZD	MARK, HONDA *TYPE4*(125MM)	-- 2		
	87130-KVR-C00ZE	MARK, HONDA *TYPE5*(125MM)	-- 2		
	87130-KVR-C00ZF	MARK, HONDA *TYPE6*(125MM)	-- 2		
	87130-KVR-C00ZG	MARK, HONDA *TYPE7*(125MM)	-- 2		
5	87140-KVR-C00ZA	MARK, HONDA *TYPE1*(60MM)	--- 1		

PART NO. INDEX

Part Number	Address	Page	Ref.	Part Number	Address	Page	Ref.	Part Number	Address	Page	Ref.	Part Number	Address	Page	Ref.	Part Number	Address	Page	Ref.
06000				14451-KVR-C00	D3	29	4	16164-KVR-C02	E4	46	21	22660-KVR-C00	D7	33	7	28128-KVR-C00	D12	38	10
06410-KFL-850	F12	59	1	14500-KVR-C00	D4	30	3	16165-KVR-C02	E4	46	22	22670-KVR-C00	D7	33	8	28211-KVR-C00	E3	45	1
	F14	61	1	14502-086-000	D4	30	4	16175-KRS-832	E4	46	23	22804-GB2-000	D7	33	9	28221-KVR-C00	E3	45	2
06430-KSW-840	F11	58	1	14531-KVR-C00	D4	30	5	16176-KRS-832	E4	46	24	22810-KVR-C00	D6	32	4	28251-KVR-C00	E3	45	3
06430-KSY-880	F8	55	1	14541-KVR-C00	D4	30	6	16180-KVR-G02	E4	46	25	22823-KVR-C00	D6	32	5	28262-KVR-C00	E3	45	4
	F11	58	1	14550-KVR-C00	D4	30	7	16199-KRS-C02	E5	47	26	22840-KVR-C00	D6	32	6	28271-KVR-C00	E3	45	5
				14566-KVR-C00	D4	30	8	16211-KVR-C00	D2	28	5	22846-KVR-C00	D6	32	7	28281-KVR-C00	E3	45	6
				14610-086-010	D4	30	9	16236-KVR-G00	G4	67	2					28300-KVR-C00	G6	69	2
11000				14615-KVR-C00	D4	30	10	16910-KRS-830	F15	62	1	23000							
11100-KVR-C00	D14	40	1	14670-KVR-C00	D4	30	11	16975-KVR-C02	E5	47	28	23112-KVR-C00	D8	34	9				
11191-KVR-C00	D14	40	2	14675-KVR-C00	D4	30	12					23211-KVR-C00	D16	42	1	30401-KVR-G00	G15	78	1
11200-KVR-C00	D14	40	3	14711-GN5-913	D3	29	5	17000				23216-GN5-910	D8	34	10	30410-KVR-G01	G15	78	2
11321-KVR-C00	D12	38	1	14721-KVR-C00	D3	29	6	17110-KVR-C00	D2	28	6	23217-KVR-C00	D8	34	11	30500-KVR-G01	G15	78	3
11330-KVR-C00	D6	32	1	14751-GBG-900	D3	29	7	17210-KVR-C00	G3	66	1	23221-KVR-C00	D16	42	2	30700-KVR-C01	G15	78	4
11341-KVR-C00	D10	36	1	14761-GBG-900	D3	29	8	17213-KRS-900	G3	66	2	23421-KVR-C00	D16	42	3				
11360-KVR-C00	D10	36	2	14771-KVR-C00	D3	29	9	17214-GN5-900	G3	66	3	23422-KVR-C00	D16	42	4	31000			
11394-KVR-C00	D6	32	2	14775-KVR-C00	D3	29	10	17225-KRS-C00	G3	66	4	23431-KVR-C00	D16	42	5				
11395-KVR-C00	D10	36	3	14781-MA6-000	D3	29	11	17226-KVR-C00	G3	66	5	23441-KVR-C00	D16	42	6	31110-KVR-G01	D11	37	1
								17227-HC0-000	G3	66	6	23451-KVR-C00	D16	42	7	31120-KVR-G01	D11	37	2
				15000				17233-KVR-C00	G3	66	7	23461-KVR-C00	D16	42	8	31141-KVR-C00	D11	37	3
				15100-KVR-C00	D9	35	1	17234-KCW-871	G3	66	8	23471-KVR-C00	D16	42	9	31210-KVR-C01	D13	39	1
12101-KVR-C00	D5	31	1	15119-178-000	D9	35	2	17234-KVR-C00	G3	66	9	23481-KVR-C00	D16	42	10	31500-KTL-A30	G14	77	1
12191-KVR-C00	D5	31	2	15331-KVR-C00	D9	35	3	17253-KRS-C00	G3	66	10	23801-KVR-C00	D16	42	11	31500-KTL-A40	G14	77	1
12200-KVR-G00	D2	28	1	15332-KVR-C00	D9	35	4	17256-053-010	G3	66	11	23802-KVR-C00	D16	42	12	31502-KRS-730	G14	77	2
12209-GB4-682	D3	29	1	15384-KVR-C00	D9	35	5	17260-KPH-C00	G4	67	3	23911-KVR-C00	D16	42	13	31502-KRS-740	G14	77	2
12237-GB4-305	D2	28	2	15421-KSP-910	D9	35	6	17500-KVR-G00	F15	62	2					31600-KVR-G01	G15	78	5
12245-GB4-305	D2	28	3	15431-KVR-C00	D7	33	1	17620-KRS-T40	F15	62	3	24000							
12250-GF6-003	D2	28	4	15439-KVR-C00	D7	33	2	17630-KVR-G00	F15	62	4	24211-KVR-C00	E2	44	1	32000			
12301-KVR-C00	D1	27	1	15651-KVR-650	D6	32	3	17631-KRS-T40	F15	62	5	24261-KVR-C00	E2	44	2	32100-KVR-G00	G15	78	6
12331-KVR-C00	D1	27	2	15661-KVR-C00	D8	34	1	17910-KRS-C00	F3	50	1	24263-KVR-C00	E2	44	3	32101-KVR-G00	G15	78	7
12341-KVR-C00	D1	27	3	15761-KRS-C00	D14	40	4	18000				24301-KVR-C00	E2	44	4	32410-KVR-C00	D13	39	2
12361-035-000	D1	27	4	15771-KV6-000	G4	67	1	18240-KRS-C00	G5	68	1	24305-KVR-C00	D16	42	14	32921-KVR-G00	D6	32	8
12391-KVR-C00	D1	27	5					18291-KVR-C00	G5	68	2	24306-KVR-C00	D16	42	15	32961-KVR-C00	D10	36	5
12394-KVR-C00	D1	27	6	16000				18350-KRS-C00	G5	68	3	24320-KVR-C00	E2	44	5				
12395-KVR-C00	D1	27	7	16010-KVR-C02	E4	46	1	18600-KTS-901	G4	67	4	24411-KVR-C00	E2	44	6	33000			
				16012-KVR-G02	E4	46	2	18620-KRS-C00	G4	67	5	24421-KVR-C00	E2	44	7	33103-KVR-C00	G13	76	1
13000				16013-KVR-C02	E4	46	3	18640-KRS-C00	G4	67	6	24430-KVR-C00	E2	44	8	33113-KTS-900	G13	76	2
13000-KVR-C00	D15	41	1	16014-KRS-832	E4	46	4	18645-KPH-C00	G4	67	7	24435-KVR-C00	E2	44	9	33118-KVR-C00	F1	48	1
13011-KRS-305	D15	41	2	16015-KVR-C02	E4	46	5	18652-KRS-C00	G4	67	8	24610-KVR-C00	E2	44	10	33120-KVR-C01	F1	48	2
13021-KRS-305	D15	41	2	16016-KVR-C02	E4	46	6	18653-KRS-C00	G4	67	9	24630-KVR-C00	E2	44	11	33122-KVX-601	F1	48	3
13031-KRS-305	D15	41	2	16022-KVR-C02	E4	46	7	18654-KVR-650	G4	67	10	24641-KVR-C00	E2	44	12	33150-KVR-C01	F1	48	4
13041-KRS-305	D15	41	2	16025-KVR-C02	E4	46	8	18655-KVR-G00	G4	67	11	24651-KVR-C00	E2	44	13	33301-KVJ-911	F1	48	5
13051-KRS-305	D15	41	2	16028-KRS-832	E4	46	9					24652-KVR-C00	E2	44	14	33402-KVR-C00	G12	75	1
13101-KVR-C00	D15	41	3	16040-KRS-832	E4	46	10	22000				24701-KTS-900	G6	69	1	33409-KVR-C00	G12	75	2
13102-KVR-C00	D15	41	3	16050-KRS-C02	E4	46	11	22110-KVR-C00	D8	34	2					33410-KVR-C00	G12	75	3
13103-KVR-C00	D15	41	3	16068-KRS-832	E4	46	12	22120-GN5-910	D8	34	3	28000				33452-KVR-C00	G12	75	4
13104-KVR-C00	D15	41	3	16076-KRS-832	E4	46	13	22201-KVR-C01	D8	34	4	28101-KVR-C00	D12	38	2	33460-KVR-C00	G12	75	5
13105-KVR-C00	D15	41	3	16094-KRS-832	E4	46	14	22311-107-000	D8	34	5	28102-KVR-C00	D12	38	3	33600-KVR-C01	G12	75	6
13111-KVR-C00	D15	41	4	16095-KVR-G02	E5	47	27	22350-115-020	D8	34	6	28103-KVR-C00	D12	38	4	33602-KVR-C00	G12	75	7
13115-KVR-C00	D15	41	5	16100-KVR-G02	E4	46	15	22361-GN8-920	D8	34	7	28110-KVR-C00	D12	38	5	33607-KVR-C01	G12	75	8
				16106-KVR-C00	D10	36	4	22401-KVR-C00	D8	34	8	28117-KVR-C00	D12	38	6	33609-KVR-C01	G12	75	9
					D14	40	5	22535-KVR-C00	D7	33	3	28120-KVR-C00	D12	38	7	33610-KVR-C00	G12	75	10
14000				16119-KRS-C02	E4	46	16	22606-KVR-C00	D7	33	4	28125-KVR-C00	D12	38	8	33620-KVR-C00	G12	75	11
14100-KVR-C00	D3	29	2	16148-KRS-832	E4	46	17	22610-KVR-C00	D7	33	5	28126-KVR-C00	D12	38	9	33650-KVR-C01	G12	75	12
14321-KVR-C00	D4	30	1	16149-KRS-832	E4	46	18	22641-GN8-920	D7	33	6					33652-KVR-C00	G12	75	13
14401-KVR-C00	D4	30	2	16155-KVR-C02	E4	46	19									33700-KVR-C01	G13	76	3
14431-KVR-C00	D3	29	3	16163-KVR-C02	E4	46	20												

PART NO. INDEX

Part Number	Address	Page	Ref.	Part Number	Address	Page	Ref.	Part Number	Address	Page	Ref.	Part Number	Address	Page	Ref.				
33702-KVR-C01	G13	76	4	40545-001-000	G9	72	5	F10	57	7	51401-KVR-C00	F7	54	2	64000				
33705-KW7-900	G13	76	5	40591-KTS-900	G9	72	6	44713-KVR-C02	F9	56	10	51410-KTS-900	F7	54	3	64200-KVR-C00ZD H2	81	1	
33710-KVR-C00	G12	75	14					44806-KVR-C00	F8	55	2	51412-KRS-830	F7	54	4	64200-KVR-C00ZE H2	81	1	
33711-KVR-C01	G13	76	6	41000				44809-KRS-830	F8	55	3	51420-KRS-830	F7	54	5	64200-KVR-C00ZF H2	81	1	
33741-GFM-890	F6	53	1					44830-KVR-C00	F2	49	11	51425-KRS-830	F7	54	6	64200-KVR-C00ZG H2	81	1	
33742-KVR-C01	G11	74	1	41201-KTS-900	F12	59	3					51437-KRS-830	F7	54	7	64200-KVR-C00ZH H2	81	1	
33742-KVR-C02	G11	74	1		F14	61	3	45000				51466-KRS-830	F7	54	8	64221-KVR-C00 G16	79	7	
												51470-KVR-C00	F7	54	9	64250-KVR-C00ZD H2	81	2	
34000				42000				45010-KVR-C10	F8	55	4	51490-KRS-830	F7	54	10	64250-KVR-C00ZE H2	81	2	
34901-KVJ-911	F1	48	6	42301-KTS-900	F12	59	4	45134-250-000	F8	55	5	51500-KVR-C00	F7	54	11	64250-KVR-C00ZF H2	81	2	
34906-447-711	G13	76	7		F14	61	4		F11	58	8	51520-KRS-830	F7	54	12	64250-KVR-C00ZG H2	81	2	
34907-KVJ-911	G12	75	15	42303-KTS-900	F12	59	5	45141-KVR-C00	F8	55	6					64300-KVR-G00ZA H2	81	3	
34908-GCC-C51	F2	49	1		F14	61	5	45145-121-710	F11	58	9	52000				64300-KVR-G00ZB H2	81	3	
34909-GCC-C51	F2	49	2	42304-KRS-830	F12	59	6	45145-KRF-B40	F8	55	7					64300-KVR-G00ZC H2	81	3	
34918-GFC-951	F2	49	3		F14	61	6	45151-GCC-000	F8	55	8	52200-KVR-C00ZA	G9	72	8	64300-KVR-G00ZD H2	81	3	
				42313-KRS-830	F11	58	3		F11	58	10	52400-KVR-C00	G10	73	1	64320-KVR-C00ZA H2	81	4	
35000				42615-KVR-C00	F12	59	7	45410-KRS-830	F8	55	9	52485-KVR-C00	G10	73	2	64321-KVR-C00 H2	81	5	
35010-KVR-G00	G16	79	1		F14	61	7	45435-121-010	F8	55	10	52486-KVR-720	G10	73	3	64348-KSS-900 H2	81	6	
35100-KVR-G01	G16	79	2	42620-KRS-830	F12	59	8	45450-KVR-C00	F3	50	5	52487-KVR-C00	G10	73	4	64349-KVR-C00 H2	81	7	
35121-KVR-C00	G16	79	3		F14	61	8	45455-KVR-C00	G16	79	4	52488-KVR-C00	G10	73	5	64350-KVR-C00ZA G1	64	1	
35150-KVR-C01	F3	50	2	42635-KVR-C00	F12	59	9	45465-KVR-C00	F6	53	2					64351-KVR-C00ZD G1	64	2	
35200-KVR-G01	F3	50	3	42650-KVR-C00	F12	59	10	46000				53000				64360-KVR-C00ZA G1	64	3	
35340-KVR-C01	F3	50	4	42650-KVR-C20	F14	61	9	46500-KRS-830	G6	69	6	53100-KVR-C00	F4	51	1	64420-KVR-C00 H2	81	8	
35350-KVR-C01	G6	69	3	42653-KVR-C00	F12	59	11	46513-KBP-900	G6	69	7	53105-KVR-C00	F4	51	2	64421-KVR-C00 H3	82	9	
35357-KRS-830	G6	69	4		F14	61	10					53107-KW7-930	F4	51	3	64425-KVR-C00 H3	82	11	
35759-KVR-C01	D10	36	6	42701-KPH-C00	F12	59	12	50000				53108-KRS-830	F4	51	4	64430-KVR-C00ZB H3	82	12	
				42711-KVR-C02	F12	59	13					53109-KVR-C00	F4	51	5	64430-KVR-C00ZC H3	82	12	
					F14	61	11	50100-KVR-G00	G16	79	5	53110-KVR-C00	F4	51	6	64430-KVR-C00ZD H3	82	12	
37000				42712-KVR-C02	F12	59	14	50177-KVR-C00	G15	78	13	53117-KVR-C00	F3	50	8	64430-KVR-C00ZE H3	82	12	
37200-KVR-C01	F2	49	4	42713-KVR-C02	F12	59	15	50301-KRS-830	F5	52	1	53175-KVR-C00	F3	50	9	64431-KVR-C00 G12	75	16	
37210-KVR-C01	F2	49	5					50302-KRS-830	F5	52	2	53175-KVR-C00	F3	50	9	64440-KVR-C00ZB H3	82	13	
37215-GBG-T00	F2	49	6	43000				50306-KVR-C00	F5	52	3	53204-KVR-C00ZA	F4	51	6	64440-KVR-C00ZC H3	82	13	
37221-KVR-C00	F2	49	7					50380-KVR-G00	G14	77	3	53205-KVR-C00ZB	F4	51	7	64440-KVR-C00ZD H3	82	13	
37223-KVR-C00	F2	49	8	43100-KVR-C00ZA	F11	58	4	50382-KVR-C00	G14	77	4	53205-KVR-C00ZC	F4	51	7	64440-KVR-C00ZE H3	82	13	
37302-KPH-C01	F2	49	9		F11	58	5	50383-KVR-G00	G16	79	6	53205-KVR-C00ZD	F4	51	7	64510-KEV-900 H3	82	14	
37305-KE5-008	F2	49	10	43141-KPH-C00	F11	58	5	50415-KRS-830	F16	63	1	53205-KVR-C00ZE	F4	51	7	64521-KRS-830 F4	51	9	
37800-KVR-C01	F15	62	6	43410-KRS-830	F11	58	6	50500-KTS-900	G8	71	1	53207-KVR-C00	F4	51	8	64600-KVR-G00ZA G1	64	4	
37801-GA7-700	F15	62	7	43431-KTS-900	G9	72	7	50512-KRS-C00	G8	71	2	53210-KVR-C00	F5	52	4	64600-KVR-G00ZB G1	64	4	
37802-GA7-700	F15	62	8	43434-ME1-670	F11	58	7	50523-KRS-830	G8	71	3	53211-KRS-830	F5	52	5	64600-KVR-G00ZC G1	64	4	
				43451-KVR-C00	G6	69	5	50524-GBJ-680	G8	71	4	53212-KRS-830	F5	52	6	64650-KVR-G00ZD G1	64	4	
								50524-KEV-900	F16	63	2	53214-GN5-900	F5	52	7	64650-KVR-G00ZA G1	64	5	
38000				44000				50530-KTS-900	G8	71	5	53215-KVR-C00	F5	52	8	64650-KVR-G00ZB G1	64	5	
38110-KVR-640	G15	78	8	44301-KVR-750	F9	56	1	50610-KRS-830	G7	70	1	53216-KRS-830	F5	52	9	64650-KVR-G00ZC G1	64	5	
38301-KVR-C01	G15	78	9		F10	57	1	50622-KBA-900	G7	70	2	53219-KVR-C00	F5	52	10	64650-KVR-G00ZD G1	64	5	
38306-KVR-C00	G15	78	10	44302-KTT-950	F9	56	2	50661-KVR-650	G7	70	3	53220-KVR-C00	F5	52	11				
38501-KVR-C01	G15	78	11		F10	57	2	50710-GN5-830	G7	70	4					75000			
38506-KVR-C00	G15	78	12	44311-KPH-900	F9	56	3	50711-GN5-730	G7	70	5	61000				75582-KSY-900	F16	63	3
					F10	57	3	50713-KEV-900	G7	70	6	61100-KVR-C00ZA	F6	53	3				
40000				44620-KRS-830	F9	56	4	50713-KRS-830	G7	70	7	61100-KVR-C00ZC	F6	53	3	77000			
40510-KTS-900ZA	G9	72	1		F10	57	4	50714-KRS-830	G7	70	8	61100-KVR-C00ZD	F6	53	3	77110-KVR-C00	F16	63	4
40520-KTS-900ZA	G9	72	2	44635-KVR-C00	F9	56	5	50714-KTS-900	G7	70	9	61100-KVR-C00ZE	F6	53	3	77200-KVR-C01	F16	63	5
40530-KPH-W00	G9	72	3	44650-KVR-C00	F9	56	6	50715-KVR-650	G7	70	10	61104-428-000	G13	76	8	77206-KW6-900	F16	63	6
40531-KPH-W00	G9	72	4	44650-KVR-C20	F10	57	5	50716-KVR-650	G7	70	11	61110-KVR-C00	F6	53	4	77207-GN5-910	F16	63	7
40543-KVR-C00	F11	58	2	44701-KVR-C00	F9	56	7					61200-KVR-C00	F6	53	5	77230-KVR-C00	F16	63	8
40544-KVR-C00	F12	59	2	44711-KVR-C02	F9	56	8	51000								77234-GN2-000	F16	63	9
	F14	61	2	44712-KVR-C02	F9	56	9	51400-KVR-C00	F7	54	1					77236-GW0-000	F16	63	10

4

PART NO. INDEX

13

Part Number	Address	Page	Ref.	Part Number	Address	Page	Ref.	Part Number	Address	Page	Ref.	Part Number	Address	Page	Ref.
77239-KVR-C00	F16	63	11	88000				90231-198-010	D7	33	10				
80000				88113-KVR-C00	F3	50	10	90231-KVR-C00	D8	34	13	90677-KPH-C00	G11	74	5
80140-KVR-C00	H1	80	1	88210-KVR-830	F3	50	11	90302-KRS-830	F3	50	14	90678-MN5-000	G4	67	13
80160-KVR-C00	H1	80	2	88220-KVR-830	F3	50	12		F11	58	11	90701-KVR-C00	D5	31	5
80200-KVR-C00ZA	G11	74	2						F12	59	17	90702-KVR-C00	D3	29	14
				89000				90302-KVR-C00	F14	61	14		D6	32	10
								90302-KYA-601	F11	58	12		D10	36	9
81000				89102-538-000	H1	80	4	90304-KVR-C00	F6	53	8	90703-KVR-C00	D14	40	9
81200-KVR-C00	F16	63	12	89103-538-000	H1	80	5	90306-KYA-601	F4	51	12	90741-KTT-900	D15	41	6
81220-KRF-E20	H4	83	1	89214-041-000	H1	80	6		F9	56	11	90755-229-003	F9	56	12
81312-KPH-900	F6	53	6	89215-KRS-C00	H1	80	7		F10	57	8		F10	57	9
				89216-GBG-770	H1	80	8	90307-GAZ-980	F11	58	13	90801-KPN-J00	G2	65	11
								90307-KRS-830	F1	48	8	90899-422-610	G11	74	6
									F12	59	18	90899-KL8-000	F16	63	14
									F14	61	15				
83000				90000				90309-KVR-C00	F12	59	19	91000			
83510-KVR-C00ZB	G1	64	6	90004-GHB-680	D2	28	7		F14	61	16				
83510-KVR-C00ZC	G1	64	6	90012-KVR-C00	D3	29	12	90314-KET-900	F14	61	16	91013-KVR-C00	D16	42	22
83510-KVR-C00ZD	G1	64	6	90031-KVR-C00	D14	40	6	90314-KRS-830	F3	50	16	91014-KVR-C00	D16	42	23
83510-KVR-C00ZE	G1	64	6	90032-KVR-C00	D14	40	7	90324-GN5-730	F16	63	13	91015-KVR-C00	E1	43	24
83551-GE2-000	G1	64	7	90033-041-020	D2	28	8	90344-KEV-900	F16	63	13	91105-KVR-C00	D12	38	11
83642-171-000	H1	80	3	90035-166-008	F2	49	12	90401-KVR-C00	G14	77	6	91106-KVR-C00	D7	33	18
				90050-357-000	D8	34	12	90407-KVR-C00	D7	33	11	91107-KVR-C00	D12	38	12
				90071-171-010	E2	44	17	90410-KVR-C00	D14	40	8	91201-GB4-692	D12	38	13
84000				90081-GFP-900	D2	28	9	90431-KVR-C00	D11	37	4	91202-GB4-692	D12	38	14
84601-HA7-670	F6	53	7					90432-KVR-C00	D7	33	13	91202-KVR-C01	D6	32	11
84701-KTS-900	G11	74	3	90081-KVR-C00	D4	30	13		D8	34	14	91204-KWB-601	E1	43	25
				90083-KTT-900	D4	30	14	90441-KVR-C00	D4	30	15	91208-KVR-C01	E2	44	18
				90084-KVR-650	D10	36	7	90442-GF6-010	D1	27	9	91251-KEV-900	F8	55	11
86000				90087-KVR-650	D10	36	8	90442-GN5-910	D7	33	14	91252-KVR-C00	F12	59	20
86150-GFC-890	F4	51	10	90100-KVR-C00	G16	79	8	90443-GF6-010	D1	27	10		F14	61	17
				90101-GJ6-000	F1	48	7	90452-KVR-C00	D16	42	16	91257-KRS-830	F7	54	16
				90104-KPH-900	H3	82	15	90453-KVR-C00	D7	33	15	91301-KVR-C00	D12	38	15
				90107-KGH-600	G1	64	8	90454-KVR-C00	E3	45	7	91302-KEV-900	D1	27	12
87107-KVR-G00ZA	H5	84	1	90107-KTL-740	H3	82	16	90455-KVR-C00	D7	33	16	91303-035-000	D5	31	6
87107-KVR-G00ZB	H5	84	1	90108-223-000	G8	71	6	90456-KVR-C00	E3	45	8	91304-KVR-C00	D2	28	11
87107-KVR-G00ZC	H5	84	1	90108-KTL-740	G1	64	9	90462-KVR-C00	D8	34	15	91305-028-000	D2	28	12
87107-KVR-G00ZD	H5	84	1					90463-KRM-840	D1	27	11	91306-KVR-C00	D2	28	13
87108-KVR-G00ZA	H5	84	2	90109-KTL-740	H3	82	18		D4	30	16	91307-KRM-840	D6	32	12
87108-KVR-G00ZB	H5	84	2	90110-KVR-C00	G16	79	9	90463-KVR-C00	D16	42	17	91308-KVR-C00	D10	36	10
87108-KVR-G00ZC	H5	84	2	90111-162-000	G11	74	4	90464-KVR-C00	D16	42	18	91309-KVR-C00	D10	36	11
87108-KVR-G00ZD	H5	84	2					90465-KVR-C00	D16	42	19	91310-KVR-C00	E2	44	19
87120-KVR-G00ZA	H5	84	3					90475-KWB-600	D4	30	17	91311-KVR-C00	D5	31	7
87120-KVR-G00ZB	H5	84	3	90111-GFC-J31	G15	78	14	90485-KVR-C00	D6	32	9	91312-KVR-C00	D6	32	13
87120-KVR-G00ZC	H5	84	3	90113-KEJ-900	F3	50	13	90501-KPH-690	F4	51	13	91313-KVR-C00	D2	28	14
87120-KVR-G00ZD	H5	84	3	90116-KEV-900	G7	70	12	90503-KBP-900	F6	53	9	91317-GCE-C60	D12	38	16
87130-KVR-C00ZD	H5	84	4	90116-KRS-830	F7	54	13	90504-KBP-900	G14	77	7	91509-GE2-760	F4	51	15
87130-KVR-C00ZE	H5	84	4	90117-KEV-900	G7	70	13	90505-KPH-880	F4	51	14		G2	65	12
87130-KVR-C00ZF	H5	84	4	90118-383-000	G9	72	9	90505-KRS-830	F11	58	14		H3	82	20
87130-KVR-C00ZG	H5	84	4	90118-KEV-900	G7	70	14	90522-028-000	G3	56	12				
87140-KVR-C00ZA	H5	84	5	90121-KFL-890	G9	72	10	90544-KRS-830	F7	54	15	92000			
87505-KVR-G00	H4	83	2	90123-KVR-C00	F7	54	14	90601-KVR-C00	D16	42	20				
87506-KVR-G00	H4	83	3	90126-KVR-650	F4	51	11	90602-GB0-911	D2	28	10	92101-05012-0A	F4	51	16
87507-KVR-G00	H4	83	4	90128-KFM-900	F12	59	16	90602-KRS-C00	G4	67	12	92101-05020-0A	G15	78	15
87509-KVR-G00	H4	83	5					90603-GB0-911	D5	31	4	92101-06010-0A	E1	43	26
87560-KTL-C40ZA	H4	83	6	90164-028-000	G16	79	10	90604-KVR-C00	D16	42	21	92101-06012-0A	G3	66	13
				90201-KVR-C00	D1	27	8		E3	45	9	92101-06020-0A	G6	69	8
				90206-KVR-C00	D3	29	13	90605-166-720	D7	33	17		H3	82	21
				90207-165-600	G5	68	4	90677-KAN-T00	G1	64	10	92101-06022-0A	G6	69	9



PART NO. INDEX

Part Number	Address	Page	Ref.	Part Number	Address	Page	Ref.	Part Number	Address	Page	Ref.	Part Number	Address	Page	Ref.
94101-05000	G5	68	6	96000											
94101-06000	G7	70	20												
94101-08000	G9	72	14	96001-06010-00	D12	38	18								
94101-10000	G10	73	8	96001-06012-00	D10	36	12								
94101-12000	G10	73	9	96001-06016-00	D10	36	13								
94103-04800	G12	75	19		F6	53	10								
94103-06000	F16	63	16		G4	67	17								
	H3	82	24	96001-06018-00	G4	67	18								
94103-08000	G7	70	21	96001-06020-00	D1	27	14								
94111-05000	G5	68	7		D8	34	16								
94111-08000	G16	79	12	96001-06022-00	D11	37	8								
94111-10000	G9	72	15	96001-06025-00	E2	44	20								
94201-16150	G7	70	22		F6	53	11								
94201-20150	F11	58	18	96001-06025-07	F3	50	20								
	G6	69	10	96001-06028-00	D10	36	14								
	G9	72	16	96001-06032-00	D10	36	15								
94201-30250	G8	71	8	96001-06040-00	D6	32	15								
94510-16000	E3	45	10	96001-06050-00	D10	36	16								
					D14	40	12								
				96001-06060-00	D14	40	13								
				96001-06065-00	D6	32	16								
95002-02070	G4	67	14		D14	40	14								
95002-02100	E5	47	32	96001-06070-00	D10	36	17								
	F15	62	10	96001-06080-00	D6	32	17								
95002-02130	D14	40	11	96100-60000-00	D8	34	17								
95002-41300-08	G3	66	17	96140-62010-10	F12	59	22								
95002-80000	G3	66	18		F14	61	19								
95014-62100	F3	50	19	96140-63010-10	F9	56	13								
95014-71402	G8	71	9		F10	57	10								
95014-72102	G8	71	10		F13	60	23								
95014-73100	G6	69	11		F14	61	20								
95015-32001	F8	55	14	96150-62030-10	F13	60	24								
	G6	69	12		F14	61	21								
95015-42000	F8	55	15	96220-30085	E2	44	21								
	G6	69	13	96400-10055-08	F4	51	19								
95015-53000	G6	69	14	96700-06016-10	E2	44	22								
95015-83000	G7	70	23												
95701-06008-00	G4	67	15	97000											
95701-06010-00	G9	72	17												
95701-06012-00	F15	62	11	97258-31160-K0	F9	56	14								
	F16	63	17	97282-41158-R0	F13	60	25								
	G15	78	16	97548-41157-R0	F13	60	26								
	G16	79	13	97574-31157-K0	F9	56	15								
95701-06014-00	G11	74	9												
95701-06016-00	G11	74	10	98000											
95701-06018-00	D4	30	18												
	D9	35	8	98056-56718	D1	27	15								
	G4	67	16	98056-57718	D1	27	15								
95701-06025-00	D2	28	15	98200-21000	G15	78	17								
	D9	35	9												
	G13	76	9	99000											
95701-06028-00	F8	55	16												
95701-06035-00	F11	58	19	99001-10120	H1	80	10								
95701-06110-00	D1	27	13	99001-14170	H1	80	11								
95701-08016-00	F15	62	12	99002-13500	H1	80	12								
95701-08022-00	F16	63	18	99005-02000	H1	80	13								
95701-08025-07	F16	63	19	99006-19000	H1	80	14								
95801-08032-00	G16	79	14	99008-01600	H1	80	15								
95801-10045-00	F5	52	12	99131-KRS-0720	E5	47	33								

PART NAME INDEX

J 1

Part name	Address	Page	Ref.	Part name	Address	Page	Ref.	Part name	Address	Page	Ref.
[A]											
ADJUSTER COMP., L. CHAIN	F12	59	2	BOLT, FAIRING SETTING	H3	82	18	BOLT, HEX., 6X22	G6	69	9
	F14	61	2	BOLT, FLANGE, 10X45	F5	52	12	BOLT, HEX., 6X45	D13	39	3
ADJUSTER COMP., R. CHAIN	F11	58	2	BOLT, FLANGE, 10X55	F4	51	19	BOLT, HEX., 8X100	G16	79	8
ARM ASSY., KICK STARTER	G6	69	2	BOLT, FLANGE, 6MM	G11	74	4	BOLT, HEX., 8X110	G16	79	9
ARM COMP., CAM CHAIN TENSIONER	D4	30	3		G14	77	5	BOLT, HEX., 8X20	G7	70	15
ARM COMP., GEARSHIFT	E2	44	13	BOLT, FLANGE, 6X10	H1	80	9	BOLT, HEX., 8X28	G7	70	16
ARM COMP., RR. BRAKE STOPPER	G9	72	7		D12	38	18	BOLT, HEX., 8X35	G7	70	17
ARM COMP., SHIFT DRUM STOPPER	E2	44	10	BOLT, FLANGE, 6X110	G9	72	17	BOLT, KNOCK, 5MM	D4	30	14
ARM, FR. BRAKE	F8	55	9	BOLT, FLANGE, 6X12	D1	27	13	BOLT, KNOCK, 6MM	E2	44	17
ARM, RR. BRAKE	F11	58	6		D10	36	12	BOLT, L. HANDLE LEVER PIVOT...	F3	50	13
ARM, VALVE ROCKER	D3	29	3	BOLT, FLANGE, 6X14	F15	62	11	BOLT, RECESSED, 6X14	G14	77	8
AXLE, FR. WHEEL	F9	56	1		F16	63	17	BOLT, SEALING, 14MM	D4	30	13
	F10	57	1	BOLT, FLANGE, 6X16	G15	78	16	BOLT, SOCKET FLANGE, 6X23	D2	28	9
AXLE, RR. WHEEL	F12	59	4		G16	79	13		D5	31	3
	F14	61	4	BOLT, FLANGE, 6X18	G11	74	10	BOLT, SOCKET, 6X16	E2	44	22
					D4	30	18	BOLT, SOCKET, 8MM	F7	54	13
[B]											
BAG, OWNERS MANUAL	H1	80	3		D9	35	8	BOLT, SPECIAL FLANGE, 6X22	D8	34	12
BAG, TOOL, 160MM	H1	80	15	BOLT, FLANGE, 6X20	D8	34	16	BOLT, STUD, 6X32	D2	28	8
BALL ASSY., STEERING STEEL, ..	F5	52	4		D1	27	14	BOLT, STUD, 8X19.5	F12	59	16
					D8	34	16		F14	61	13
BAND B1, WIRE	F3	50	19	BOLT, FLANGE, 6X22	D11	37	8	BOLT, SWINGARM PIVOT	G9	72	10
BAND B, AIR CLEANER CONNECTING				BOLT, FLANGE, 6X25	D2	28	15	BOX COMP., UTILITY	H1	16	0
	TUBE	G3	66		D9	35	9	BRACKET COMP., L. PILLION STEP	G7	70	11
BAND, WIRE HARNESS	G15	78	14		E2	44	20	BRACKET COMP., R. PILLION STEP	G7	70	10
BAR B, HANDLE	H1	80	13	BOLT, FLANGE, 6X28	D2	28	7	BRACKET, HEADLIGHT	F1	48	1
BAR COMP., SIDE STAND	G8	71	5		D10	36	14	BRACKET, L. RR. WINKER	G12	75	11
BAR COMP., STEP	G7	70	1		F8	55	16	BRACKET, RELAY	G15	78	13
BAR, L. PILLION STEP	G7	70	8	BOLT, FLANGE, 6X32	D10	36	15	BRACKET, RR. NUMBER PLATE	G11	74	3
BAR, R. PILLION STEP	G7	70	7		F11	58	19	BRACKET, R. HANDLE LEVER	F3	50	8
BASE COMP.	G13	76	6	BOLT, FLANGE, 6X35	D6	32	15	BRACKET, R. RR. WINKER	G12	75	10
BATTERY	G14	77	1	BOLT, FLANGE, 6X40	D6	32	15	BULB, HEADLIGHT	F1	48	6
BEARING, RADIAL BALL, 6000 ...	D8	34	17		D14	40	12	BULB, POSITION LIGHT	F1	48	5
BEARING, RADIAL BALL, 6001 ...	D16	42	22	BOLT, FLANGE, 6X50	D10	36	16	BULB, TAILLIGHT	G13	76	7
BEARING, RADIAL BALL, 6201 ...	D16	42	23		D14	40	13	BULB, WEDGE BASE	F2	49	1
BEARING, RADIAL BALL, 6201U ..	F12	59	22	BOLT, FLANGE, 6X60	D14	40	13				
	F14	61	19		D6	32	16	BULB, WINKER LIGHT	G12	75	15
BEARING, RADIAL BALL, 6203 ...	E1	43	24	BOLT, FLANGE, 6X65	D6	32	16	BUSH, 20X9	D16	42	4
BEARING, RADIAL BALL, 6203UU ..	F13	60	24		D14	40	14	BUSH, RUBBER UNDER	G10	73	3
	F14	61	21	BOLT, FLANGE, 6X70	D10	36	17	BUSH, RUBBER UPPER	G10	73	2
BEARING, RADIAL BALL, 6301U ..	F9	56	13		G4	67	15	[C]			
	F10	57	10	BOLT, FLANGE, 6X80	D6	32	17	CABLE COMP., FR. BRAKE	F3	50	5
	F13	60	23	BOLT, FLANGE, 8X16	F15	62	12	CABLE COMP., SPEEDOMETER	F2	49	11
	F14	61	20	BOLT, FLANGE, 8X22	F16	63	18	CABLE COMP., THROTTLE	F3	50	1
BODY COMP., FRAME	G16	79	5	BOLT, FLANGE, 8X25	F16	63	18	CABLE, EARTH	G15	78	7
BOLT-WASHER, 6X6	G9	72	9	BOLT, FLANGE, 8X32	G16	79	14	CAMSHAFT COMP.	D3	29	2
BOLT-WASHER, 8X20	G7	70	18	BOLT, FR. FORK	F7	54	14	CAM, FR. BRAKE	F8	55	6
BOLT A, BRAKE STOPPER	F11	58	15		D11	37	6	CAM, RR. BRAKE	F11	58	5
BOLT A, BRAKE STOPPER ARM	G9	72	11	BOLT, HEX., 5X10	F4	51	16	CAP ASSY., NOISE SUPPRESSOR ...	G15	78	4
BOLT A, CYLINDER STUD	D14	40	6	BOLT, HEX., 5X12	F4	51	16	CAP COMP., FUEL FILLER	F15	62	3
BOLT B, CYLINDER STUD	D14	40	7	BOLT, HEX., 5X20	G15	78	15	CAP COMP., L. DUCT	G3	66	9
BOLT, ADJUSTING	F1	48	7	BOLT, HEX., 5X6	D11	37	5	CAP COMP., R. DUCT	G3	66	7
BOLT, BODY COVER SETTING	G1	64	9	BOLT, HEX., 6X10	E1	43	26	CAP, 30MM	D10	36	8
	H3	82	17	BOLT, HEX., 6X12	G3	66	13	CAP, AXLE NUT	F9	56	2
BOLT, CLUTCH ADJUSTING	D6	32	7	BOLT, HEX., 6X20	G6	69	8		F10	57	2
BOLT, DRAIN PLUG, 12MM	D14	40	10		H3	82	21	CAP, A.C. GENERATOR	D10	36	7
								CAP, CABLE SEALING	E4	46	17

PART NAME INDEX

J 2

Part name	Address	Page	Ref.	Part name	Address	Page	Ref.	Part name	Address	Page	Ref.
CAP, CHAIN CASE PEEP HOLE ----	G9	72	5	COLLAR, MAIN SIDE COVER	F6	53	9	DRUM, GEARSHIFT	E2	44	4
CAP, LOCK NUT	F3	50	10	COLLAR, MIDDLE COVER	G14	77	7	DUST SEAL, BRAKE CAM	F8	55	5
CAP, RR. GRIP PIPE END	F16	63	1	COLLAR, MUFFLER MOUNTING	G7	70	14	F11	58	8
CAP, STARTING CLUTCH ROLLER				COLLAR, PILLION STEP MOUNTING ..	G7	70	12	DUST SEAL, STEERING HEAD	F5	52	7
SPRING	D12	38	9	COLLAR, RR. AXLE DISTANCE	F12	59	8				
CAP, TAPPET ADJUSTING HOLE ...	D1	27	4	F14	61	8	[E]			
CAP, TOP	E4	46	18	COLLAR, RR. BRAKE PANEL SIDE ..	F11	58	3	ELEMENT COMP., AIR CLEANER	G3	66	1
CARBURETOR ASSY.	E4	46	15	COLLAR, RR. WHEEL SIDE	F12	59	6	EMBLEM, PRODUCT	F4	51	10
CARRIER ASSY., RR.	F16	63	12	F14	61	6	[F]			
CASE SUB ASSY., AIR CLEANER ..	G3	66	4	COLLAR, RUBBER BUSH UNDER	G10	73	5	FENDER A, FR.	F6	53	3
CASE, BATTERY	G14	77	3	COLLAR, RUBBER BUSH UPPER	G10	73	4	FENDER B, FR.	F6	53	5
CASE, L. BOTTOM	F7	54	12	COLLAR, SEAT MOUNTING	F16	63	13	FENDER SET, RR.	G11	74	2
CASE, R. BOTTOM	F7	54	5	COLLAR, STAY SETTING	H2	81	7	FILTER COMP., AIR	G4	67	3
CASE, UNDER HALF DRIVE CHAIN ..	G9	72	2	COTTER, VALVE	D3	29	11	FLANGE SUB ASSY., RR. DRIVEN ..	F12	59	7
CASE, UPPER HALF DRIVE CHAIN ..	G9	72	1	COUNTERSHAFT	D16	42	2	F14	61	7
CENTER COMP., CLUTCH	D8	34	3	COVER ASSY., RR. HANDLE	F4	51	6	FLAP, TIRE	F9	56	10
CHAIN, CAM	D4	30	2	COVER COMP., R. CRANKCASE	D6	32	1	F12	59	15
CHAIN, DRIVE	G9	72	3	COVER SET, FR. TOP	H2	81	3	FLOAT SET	E4	46	3
CHAIN, STARTING	D12	38	2	COVER SET, L. BODY	G1	64	5	FLYWHEEL COMP.	D11	37	1
CHAMBER SET, FLOAT	E4	46	5	COVER SET, L. MAIN PIPE SIDE ..	H2	81	2	FORK ASSY., L. FR.	F7	54	11
CIRCLIP, 17MM	D16	42	20	COVER SET, R. BODY	G1	64	4	FORK ASSY., R. FR.	F7	54	1
CIRCLIP, 7MM	D7	33	17	COVER SET, R. MAIN PIPE SIDE ..	H2	81	1	FORK, GEARSHIFT	E2	44	1
CIRCLIP, EXTERNAL, 16MM	E3	45	10	COVER SUB ASSY., AIR CLEANER ..	G3	66	5	FUEL UNIT	F15	62	6
CIRCLIP, INTERNAL, 45MM	D7	33	16	COVER, BATTERY	G14	77	4	FUSE B	G15	78	17
CLAMP	F2	49	6	COVER, CYLINDER HEAD	D1	27	1	[G]			
CLAMPER COMP., L. OVER FLOW				COVER, EX. PIPE	G5	68	1	GASKET ASSY., CYLINDER HEAD ...	D2	28	4
TUBE	G4	67	2	COVER, FR. HANDLE	F4	51	7	GASKET SET	E4	46	1
CLAMPER, A.C. GENERATOR CORD ..	D10	36	5	COVER, L. CENTER	G1	64	3	GASKET, AIR FEED PIPE	G4	67	7
CLAMPER, GENERATOR CORD	D11	37	3	COVER, L. CRANKCASE	D10	36	1	GASKET, COCK	E4	46	10
CLAMP, TUBE	G3	66	17	COVER, L. CYLINDER HEAD SIDE ..	D1	27	3	GASKET, CRANKCASE	D14	40	2
CLIP, FUEL HOSE	G4	67	13	COVER, L. RR. CRANKCASE	D10	36	2	GASKET, CYLINDER	D5	31	2
CLIP, GEARSHIFT FORK GUIDE PIN ..	E2	44	3	COVER, MAIN PIPE	H2	81	4	GASKET, CYLINDER HEAD COVER ...	D1	27	5
CLIP, HIGH TENSION CORD	D6	32	8	COVER, OIL FILTER	D7	33	1	GASKET, EX. PIPE	G5	68	2
CLIP, OIL DRAIN TUBE	G4	67	1	COVER, R. CENTER	G1	64	1	GASKET, FLOAT CHAMBER	E4	46	20
CLIP, PISTON PIN	D15	41	5	COVER, R. CYLINDER HEAD SIDE ..	D1	27	2	GASKET, L. CRANKCASE COVER ...	D10	36	3
CLIP, TUBE	D10	36	4	COVER, R. SIDE	G1	64	2	GASKET, L. CYLINDER HEAD SIDE			
	D14	40	5	COVER, SOCKET	F1	48	3	COVER	D1	27	7
				COVER, TAIL	G1	64	6	GASKET, OIL FILTER	D7	33	2
	E5	47	32	CRANKCASE COMP., L.	D14	40	3	GASKET, OIL PUMP BODY	D9	35	2
	F15	62	10	CRANKCASE COMP., R.	D14	40	1	GASKET, RUBBER, 9MM	D2	28	13
	G3	66	18	CRANKSHAFT COMP.	D15	41	1	GASKET, R. CRANKCASE COVER ...	D6	32	2
	G4	67	12	CUP, FUEL STRAINER	E4	46	23	GASKET, R. CYLINDER HEAD SIDE			
				CUSHION ASSY., RR.	G10	73	1	COVER	D1	27	6
COIL COMP., IGNITION	G15	78	3	CUSHION, C.D.I. UNIT	G15	78	1	GAUGE, OIL LEVEL	D6	32	3
COLLAR A, HANDLE SETTING	F4	51	13	CUSHION, FR. TOP COVER	H3	82	14	GEAR, COUNTERSHAFT FOURTH	D16	42	10
COLLAR B, HANDLE SETTING	F4	51	14	CYLINDER	D5	31	1	GEAR, COUNTERSHAFT LOW	D16	42	3
COLLAR, 14.8MM	D5	31	4	C.D.I. UNIT	G15	78	2	GEAR, COUNTERSHAFT SECOND	D16	42	6
COLLAR, 9.5MM	D2	28	10	[D]				GEAR, COUNTERSHAFT THIRD	D16	42	8
COLLAR, CENTER CLUTCH	D8	34	9	DAMPER SET, WHEEL	F12	59	1	GEAR, MAINSHAFT FOURTH	D16	42	9
COLLAR, CHANGE SWITCH	E2	44	6	F14	61	1	GEAR, MAINSHAFT SECOND	D16	42	5
COLLAR, DISTANCE	D8	34	10	DISK, CLUTCH FRICTION	D8	34	4	GEAR, MAINSHAFT THIRD	D16	42	7
COLLAR, FR. AXLE DISTANCE	F9	56	4	DOWEL PIN, SPECIAL, 10X14	D14	40	9	GEAR, SPEEDOMETER	F8	55	2
	F10	57	4	DOWEL PIN, SPECIAL, 8X12	D3	29	14	GRIP	H1	80	5
COLLAR, FR. FENDER	F6	53	6	D6	32	10	GRIP COMP., THROTTLE	F3	50	6
	G13	76	8	DOWEL PIN, SPECIAL, 8X14	D5	31	5				
COLLAR, FR. HANDLE COVER	F4	51	8	DRIVER, SCREW	H1	80	4				
COLLAR, FR. WHEEL SIDE	F9	56	3								
	F10	57	3								
COLLAR, LOCK PLATE	D16	42	13								

PART NAME INDEX

J 3

Part name	Address	Page	Ref.	Part name	Address	Page	Ref.	Part name	Address	Page	Ref.
GRIP, L. HANDLE	F3	50	7	LEVER SET, CHOKE	E4	46	8	NUT, LOCK, 14MM	D8	34	13
GROMMET, AIR CLEANER CASE	G1	64	7	LEVER, COCK	E4	46	11	NUT, RR. AXLE SLEEVE	F12	59	18
GUARD, C.D.I. UNIT	G16	79	6	LIFTER COMP., CLUTCH	D6	32	6		F14	61	15
GUIDE COMP., FR. BRAKE CABLE	F6	53	2	LOCK COMP., SEAT	F16	63	8	NUT, SPECIAL, 6MM	F3	50	14
GUIDE, CABLE	G16	79	4						F11	58	11
GUIDE, EX. VALVE	D2	28	3	[M]					F12	59	17
GUIDE, IN. VALVE	D2	28	2						F14	61	14
GUIDE, STARTER CHAIN	D12	38	3	MAINSHAFT	D16	42	1	NUT, STEERING STEM LOCK	F5	52	3
				MARK, BATTERY CAUTION	H4	83	3	NUT, TAPPET ADJUSTING	D3	29	13
[H]				MARK, DRIVE CAUTION	H4	83	6	NUT, U, 8MM	F12	59	19
HARNES, WIRE	G15	78	6	MARK, HONDA	H5	84	3		F14	61	16
HEADLIGHT UNIT	F1	48	2					[O]			
HEAD COMP., CYLINDER	D2	28	1	MIRROR COMP., L.	F3	50	12	OIL SEAL, 11.6X24X10	E2	44	18
HEAD, TENSIONER PUSH ROD	D4	30	8	MIRROR COMP., R.	F3	50	11	OIL SEAL, 13.8X24X5	D6	32	11
HINGE COMP., SEAT	F16	63	4	MOTOR UNIT, STARTER	D13	39	1	OIL SEAL, 17X29X5	E1	43	25
HOLDER, NEEDLE JET	E4	46	22	MUFFLER COMP., EX.	G5	68	3	OIL SEAL, 18.9X28X5	D12	38	14
HOOK, MAIN STAND SPRING	G8	71	3					OIL SEAL, 21X37X7	F9	56	12
HORN ASSY.	G15	78	8	[N]					F10	57	9
HUB SUB ASSY., FR.	F9	56	5	NEEDLE SET, JET	E4	46	2	OIL SEAL, 27X40X6	F12	59	20
HUB SUB ASSY., RR.	F12	59	9	NUT B, BRAKE ROD ADJUSTING	F8	55	15		F14	61	17
					G6	69	13	OIL SEAL, 30X42X4.5	D12	38	13
[I]				NUT B, LOCK, 14MM	D7	33	10	OIL SEAL, 47X57X7	F8	55	11
INDICATOR, FR. BRAKE	F8	55	7	NUT C, CLIP, 6MM	G14	77	6	O-RING	E4	46	13
	F11	58	9	NUT, CAP, 10MM	G10	73	7		F7	54	16
INNER COMP., ONE-WAY CLUTCH ..	D7	33	8	NUT, CAP, 6MM	G5	68	4	O-RING, 107X2	D12	38	15
INSULATOR, CARBURETOR	D2	28	5	NUT, CAP, 7MM	D1	27	8	O-RING, 13.8X2.5	D10	36	10
				NUT, CLIP, 4MM	F4	51	9	O-RING, 14.5MM	D5	31	7
[J]				NUT, CLIP, 5MM	G1	64	10	O-RING, 18X3	D6	32	12
JET, MAIN,	E5	47	33		G11	74	5	O-RING, 21.5X2	E2	44	19
JET, SLOW,	E4	46	25	NUT, FENDER SETTING	H3	82	19	O-RING, 25X2.4	D2	28	11
JOINT B, BRAKE ARM	F8	55	14	NUT, FLANGE, 10MM	F6	53	7	O-RING, 27X2	D10	36	11
	G6	69	12		D11	37	7	O-RING, 27X2.0	D2	28	14
JOINT, DRIVE CHAIN	G9	72	4		F4	51	12	O-RING, 30.8X3	D1	27	12
					G12	75	18	O-RING, 40.5X3	F12	59	11
[K]				NUT, FLANGE, 12MM	F9	56	11		F14	61	10
KEY SET	G16	79	1		F10	57	8	O-RING, 6X1.7	D12	38	16
KEY, BLANK	G16	79	3	NUT, FLANGE, 5MM	F11	58	13	O-RING, 8MM	D6	32	13
KEY, SEAT LOCK	F16	63	11	NUT, FLANGE, 6MM	F6	53	8	O-RING, 9X1.6	D2	28	12
KEY, WOODRUFF, 4MM	D15	41	6		F8	55	13	OUTER ASSY., PRIMARY CLUTCH ..	D7	33	7
					F11	58	12	OUTER COMP., CLUTCH	D8	34	2
[L]					F15	62	9	OUTER, STARTING CLUTCH	D12	38	7
LABEL, AIR CLEANER ELEMENT				NUT, HEX., 10MM	G7	70	19	[P]			
NOTICE	H4	83	5		G8	71	7	PACKING, BASE	F15	62	7
LABEL, DRIVE CHAIN	H4	83	4		G9	72	13	PACKING, COCK	E4	46	14
LABEL, RR. CARRIER	H4	83	1	NUT, HEX., 6MM	G10	73	6				
LABEL, TIRE	H4	83	2		F11	58	16	PACKING, DRAIN COCK	D14	40	8
LENS	F2	49	7		F12	59	21	PACKING, DRIVE CHAIN CASE	G9	72	6
LENS COMP., TAILLIGHT	G13	76	4	NUT, HEX., 8MM	F14	61	18	PACKING, LENS	G12	75	8
LENS, L. FR. WINKER	G12	75	4		F16	63	15	PACKING, RUBBER, 16MM	D5	31	6
LENS, L. WINKER	G12	75	13		D6	32	14	PANEL COMP., RR. BRAKE	F11	58	4
LENS, R. FR. WINKER	G12	75	1	NUT, LOCK	F11	58	17	PANEL SUB COMP., FR. BRAKE ..	F8	55	4
LENS, R. WINKER	G12	75	7		G9	72	12	PEDAL COMP., BRAKE	G6	69	6
LEVER COMP., CLUTCH	D6	32	4		G16	79	11	PEDAL, GEAR CHANGE	G6	69	1
LEVER COMP., R. HANDLE	F3	50	9	NUT, LOCK, 10MM	F3	50	15	PIECE COMP., CHANGE SWITCH			
					F3	50	16	DRIVE	E2	44	5



PART NAME INDEX

J 4

Part name	Address	Page	Ref.	Part name	Address	Page	Ref.	Part name	Address	Page	Ref.	
PINION, KICK STARTER	E3	45	1	RELAY COMP., STARTER	G15	78	11	SCREW, PAN, 5X11.5	F4	51	15	
PIN C, JOINT	G6	69	14	RELAY COMP., WINKER	G15	78	9		G2	65	12	
PIN C, PILLION STEP	G7	70	23	RETAINER, FUEL UNIT	F15	62	8		H3	82	20	
PIN, GEARSHIFT DRUM	E2	44	8	RETAINER, KICK SPRING	E3	45	4	SCREW, PAN, 5X20	F3	50	17	
			9	RETAINER, VALVE SPRING	D3	29	9		G3	66	14	
PIN, GEARSHIFT FORK GUIDE	E2	44	2	RIM, FR. WHEEL	F9	56	7	SCREW, PAN, 5X25	F3	50	18	
PIN, GUIDE ROLLER	D4	30	10	RIM, RR. WHEEL	F12	59	12	SCREW, PAN, 5X8	D7	33	19	
PIN, PISTON	D15	41	4	RING SET, PISTON	D15	41	2		G5	68	5	
PIN, SHIFT RETURN SPRING	E2	44	16	RING, HANDLE WEIGHT SNAP	F4	51	4	SCREW, SIDE STAND PIVOT	G8	71	6	
PIN, SPLIT, 1.6X15	G7	70	22	RING, OIL SEAL STOPPER	F7	54	8	SCREW, SPECIAL, 5MM	H3	82	15	
PIN, SPLIT, 2.0X15	F11	58	18	RING, PISTON	F7	54	7	SCREW, STEERING HANDLE WEIGHT	F4	51	11	
	G6	69	10	ROD COMP., RR. BRAKE	G6	69	5	SCREW, TAPPET ADJUSTING	D3	29	12	
	G9	72	16	ROD COMP., TENSIONER PUSH	D4	30	7	SCREW, TAPPING, 4X12	F1	48	9	
PIN, SPLIT, 3.0X25	G8	71	8	ROLLER COMP., CAM CHAIN GUIDE	D4	30	9		F4	51	18	
PIPE COMP., AIR FEED	G4	67	6	ROLLER, 10X10	D12	38	11		G2	65	13	
PIPE COMP., FR. FORK	F7	54	3	ROLLER, 3X8.5	E2	44	21		G3	66	15	
PIPE COMP., INLET	D2	28	6	ROLLER, 5X11.8	D12	38	12		G12	75	17	
PIPE COMP., STEERING HANDLE	F4	51	1	ROLLER, 5X8	D7	33	18	SCREW, TAPPING, 4X16	F2	49	13	
PIPE, CP	G13	76	2	ROLLER, CAM CHAIN TENSIONER	D4	30	4		H3	82	22	
PIPE, SEAT	F7	54	9	ROTOR, OIL PUMP INNER	D9	35	3	SCREW, TAPPING, 4.2X16	G12	75	2	
PISTON	D15	41	3	ROTOR, OIL PUMP OUTER	D9	35	4				9	
PIVOT, CAM CHAIN TENSIONER	D4	30	5	RUBBER A, TAILLIGHT MOUNTING	G13	76	5		G13	76	1	
PIVOT, OIL PUMP	D9	35	5	RUBBER B, SEAT MOUNTING	F16	63	7	SCREW, TAPPING, 5X12	H3	82	23	
PLATE ASSY., REFLECTING	F2	49	9	RUBBER, CARRIER MOUNTING	G2	65	11	SCREW, TAPPING, 5X16	F2	49	14	
PLATE COMP., OIL SEPARATE	D8	34	1	RUBBER, CLUTCH DAMPER	D7	33	9	SCREW, TAPPING, 5X25	G3	66	16	
PLATE COMP., PRIMARY DRIVE	D7	33	5	RUBBER, HANDLE WEIGHT	F4	51	3	SCREW, U-LOCK FLAT, 6X12	G16	79	10	
PLATE SET, COCK	E4	46	16	RUBBER, KEY CYLINDER	H2	81	5	SEAL SET, FR. FORK	F7	54	10	
PLATE, CLUTCH	D8	34	5	RUBBER, LEG SHIELD STAY				SEAL, AIR CLEANER CASE	G3	66	3	
PLATE, CLUTCH LIFTER	D8	34	7					SEAL, AIR CLEANER COVER	G3	66	2	
PLATE, CLUTCH LIFTER CAM	D6	32	5	RUBBER, MAIN STAND STOPPER	F16	63	2	SEAL, DUST	F7	54	6	
PLATE, CLUTCH PRESSURE	D8	34	6	RUBBER, PILLION STEP	G7	70	4	SEAL, GASKET	G12	75	14	
PLATE, DRUM LOCK	D16	42	15	RUBBER, PILLION STEP MOUNTING	G7	70	13	SEAL, VALVE STEM	D3	29	1	
PLATE, FIXING	D16	42	12	RUBBER, REFLEX REFLECTOR	F6	53	4	SEAT COMP., DOUBLE	F16	63	5	
PLATE, GEARSHIFT DRUM STOPPER	E2	44	7	RUBBER, SEAL	H1	80	2	SEAT, VALVE SPRING OUTER	D3	29	10	
PLATE, MAIN PIPE SIDE COVER	H3	82	9	RUBBER, SEAT CUSHION	F16	63	6	SET RING, 17MM	D8	34	11	
PLATE, OIL SEPARATE	D12	38	1	RUBBER, STAND STOPPER	G8	71	4	SET RING, 20MM	D16	42	21	
PLATE, PILLION STEP	G7	70	5	RUBBER, STEP	G7	70	3		E3	45	9	
PLATE, R. MAIN PIPE SIDE COVER	H3	82	10	RUBBER, STEP HOLDER	G7	70	2	SHAFT, ROCKER ARM	D3	29	4	
PLATE, STARTING CLUTCH SIDE	D12	38	10	RUBBER, STOPPER ARM	F11	58	7	SHAFT, RR. BRAKE PIVOT	G8	71	2	
PLATE, STARTING SPROCKET				RUBBER, WINKER	G12	75	16	SHIELD, L. LEG	H3	82	13	
	SETTING	D12	38					SHIELD, R. LEG	H3	82	12	
PLATE, STAY	E5	47	28					SHOE SET, BRAKE	F8	55	1	
PLIERS, 135	H1	80	12	[S]					F11	58	1	
PLUG, CONE	F16	63	14	SCREEN, FUEL STRAINER	E4	46	24	SLEEVE, RR. WHEEL	F12	59	5	
PLUG, CONE TYPE	G11	74	6	SCREEN, OIL FILTER	D9	35	6		F14	61	5	
PLUG, SPARK	D1	27	15	SCREW-WASHER, 3X22	F2	49	10	SOCKET COMP.	F2	49	8	
PROTECTOR, STARTER CHAIN	D12	38	4	SCREW-WASHER, 3X8	E5	47	30	SOCKET COMP., HEADLIGHT	F1	48	4	
PUMP ASSY., OIL	D9	35	1	SCREW-WASHER, 4X14	E5	47	31	SOCKET COMP., L. WINKER	G12	75	5	
				SCREW-WASHER, 4X16	F4	51	17	SOCKET COMP., R. WINKER	G12	75	3	
[R]				SCREW-WASHER, 4X6	D13	39	4	SPANNER, 10X12	H1	80	10	
RACE, STEERING BOTTOM BALL	F5	52	2	SCREW-WASHER, SPECIAL, 4X10	F2	49	12	SPANNER, 14X17	H1	80	11	
RACE, STEERING BOTTOM CONE	F5	52	6	SCREW SET A	E4	46	6	SPANNER, PIN	H1	80	7	
RACE, STEERING TOP BALL	F5	52	1	SCREW SET B	E4	46	9	SPEEDOMETER ASSY.	F2	49	4	
RACE, STEERING TOP CONE	F5	52	5	SCREW, 6X12	G1	64	8	SPEEDOMETER COMP.	F2	49	5	
RATCHET, STARTER DRIVE	E3	45	2	SCREW, COWL SETTING	H3	82	16	SPINDLE COMP., GEARSHIFT	E2	44	12	
RECTIFIER COMP., REGULATOR	G15	78	5	SCREW, FLAT, 6X16	D12	38	17	SPINDLE, CAM CHAIN GUIDE				
REFLECTOR, RR. REFLEX	G11	74	1	SCREW, OVAL, 5X20	F8	55	12		SPROCKET	D4	30	12
REFLECTOR, RR. SIDE REFLEX	F6	53	1	SCREW, PAN, 5X10	D9	35	7	SPINDLE, KICK STARTER	E3	45	3	
					E5	47	29	SPOKE SET	F9	56	14	

PART NAME INDEX

J 5

Part name	Address	Page	Ref.	Part name	Address	Page	Ref.	Part name	Address	Page	Ref.
SPOKE SET	F9	56	15	[T]				WASHER, PLAIN, 6MM	G7	70	20
SPOKE SET A, 10X158.5	F13	60	26	TAILLIGHT ASSY.	G13	76	3	WASHER, PLAIN, 8MM	H3	82	24
SPOKE SET A, 10X159.0	F13	60	25	TANK ASSY., FUEL	F15	62	2	WASHER, SEALING, 14MM	G7	70	21
SPRING ASSY., RR. BRAKE RETURN	G6	69	7	THREAD COMP., STEERING HEAD				WASHER, SEALING, 6.2X12X1.2...	G9	72	14
SPRING A, BRAKE ROD	G6	69	11					WASHER, SEALING, 7MM	D4	30	15
SPRING A, SIDE STAND	G8	71	10					WASHER, SEALING, 6.2X12X1.2...	D1	27	11
SPRING D, MAIN STAND	G8	71	9	TIRE, FR.	F9	56	8	WASHER, SEAT LOCK	D4	30	16
SPRING, BRAKE SHOE	F8	55	8					WASHER, SPECIAL, 8MM	D1	27	9
	F11	58	10	TIRE, RR.	F10	57	6	WASHER, SPEEDOMETER GEAR	F16	63	10
SPRING, CHANGE FRICTION	D16	42	14					WASHER, SPRING, 10MM	F7	54	15
SPRING, CLUTCH	D8	34	8	TOP SET	F14	61	11	WASHER, SPRING, 5MM	F8	55	3
SPRING, FR. BRAKE ARM RETURN	F8	55	10	TUBE A, AIR SUCTION VALVE	E4	46	4	WASHER, SPLINE, 17MM	F8	55	3
SPRING, FR. FORK	F7	54	2	TUBE B, AIR SUCTION VALVE	G4	67	8	WASHER, SPRING, 8MM	D16	42	18
SPRING, GEARSHIFT ARM	E2	44	14	TUBE C, AIR SUCTION VALVE	G4	67	9	WASHER, SPRING, 20MM	G9	72	15
SPRING, GEARSHIFT RETURN	E2	44	15	TUBE, 4.5X8.0X440	G4	67	10	WASHER, THRUST, 17MM	G5	68	7
SPRING, KICK STARTER	E3	45	6	TUBE, 4.5X8.0X440	E5	47	26	WASHER, THRUST, 19X28X1.5	G16	79	12
SPRING, LOCK KEY SETTING	F16	63	3	TUBE, AIR CLEANER CONNECTING ..	G3	66	10	WASHER, THRUST, 20MM	F5	52	9
SPRING, ONE WAY RETAINER	D7	33	4	TUBE, AIR CLEANER DRAIN	G3	66	8	WASHER, THRUST, 8MM	D16	42	16
SPRING, PRIMARY CLUTCH	D7	33	6	TUBE, AIR SUCTION VALVE	G4	67	11	WASHER, THRUST, 19X28X1.5	D7	33	15
SPRING, REBOUND	F7	54	4	TUBE, BATTERY BREATHER	G14	77	2	WASHER, THRUST, 8MM	E3	45	7
SPRING, SEAT LOCK	F16	63	9	TUBE, BREATHER	D14	40	4	WASHER, WAVE	D7	33	14
SPRING, SHIFT DRUM STOPPER ...	E2	44	11	TUBE, DRAIN	E5	47	27	WEIGHT A, STEERING HANDLE	E4	46	12
SPRING, STARTER PINION				TUBE, FUEL, 5.3X385	F15	62	4	WEIGHT B, STEERING HANDLE	F4	51	2
	FRICTION	E3	45	TUBE, FUEL, 5.3X65	F15	62	5	WEIGHT SET, PRIMARY CLUTCH	F4	51	5
SPRING, STARTING CLUTCH ROLLER	D12	38	8	TUBE, TIRE	F9	56	9	WHEEL SUB ASSY., FR.	D7	33	3
SPRING, STOP SWITCH	G6	69	4					WHEEL SUB ASSY., RR.	F9	56	6
SPRING, TENSIONER	D4	30	6						F10	57	5
SPRING, VALVE INNER	D3	29	8	TUBE, VINYL, 11X15X45	F10	57	7	WINKER ASSY., L. RR.	F12	59	10
SPRING, VALVE OUTER	D3	29	7					WINKER ASSY., R. RR.	F14	61	9
SPROCKET ASSY., STARTING	D12	38	5	[V]				WRENCH, BOX	G12	75	6
SPROCKET COMP., CAM CHAIN				VALVE ASSY., AIR SUCTION	G4	67	4	WRENCH, EYE, 19MM	G12	75	6
	GUIDE	D4	30	VALVE COMP., FLOAT	E4	46	19	WRENCH, SPARK PLUG	H1	80	6
SPROCKET, CAM	D4	30	1	VALVE SET, THROTTLE	E4	46	7		H1	80	14
SPROCKET, DRIVE	D16	42	11	VALVE, EX.	D3	29	6		H1	80	8
SPROCKET, FINAL DRIVEN	F12	59	3	VALVE, IN.	D3	29	5				
	F14	61	3	[W]				WASHER A, SEALING, 7MM	D1	27	10
STAND COMP., MAIN	G8	71	1	WASHER A, SPLINE, 20MM	D16	42	19	WASHER B, LOCK	D7	33	13
STATOR COMP.	D11	37	2	WASHER B, LOCK	D8	34	14	WASHER B, SPLINE, 17MM	D8	34	15
STAY COMP., AIR SUCTION VALVE	G4	67	5	WASHER B, SPLINE, 20MM	D16	42	17	WASHER, 10MM	D11	37	4
STAY, FR. TOP COVER	G16	79	7	WASHER, 17MM	E3	45	8	WASHER, 30X45X0.8	E3	45	8
STAY, L. MAIN PIPESIDE COVER	H3	82	11	WASHER, 8MM	D4	30	17	WASHER, CHAIN CASE SETTING	D4	30	17
STAY, L. PILLION STEP	G7	70	9	WASHER, LOCK	D6	32	9	WASHER, LOCK	D6	32	9
STAY, R. MAIN PIPE SIDE COVER	H2	81	8	WASHER, LOCK, 6MM	F11	58	14	WASHER, LOCK, 6MM	F1	48	8
STAY, R. PILLION STEP	G7	70	6	WASHER, PLAIN, 10MM	G10	73	8	WASHER, PLAIN, 10MM	G10	73	8
STEM SUB ASSY., STEERING	F5	52	10	WASHER, PLAIN, 12MM	G10	73	9	WASHER, PLAIN, 12MM	G10	73	9
STRAINER COMP., FUEL	F15	62	1	WASHER, PLAIN, 4MM	G12	75	19	WASHER, PLAIN, 4MM	G12	75	19
STRIPE, L. BODY COVER	H5	84	2	WASHER, PLAIN, 5MM	G5	68	6	WASHER, PLAIN, 5MM	G5	68	6
STRIPE, R. BODY COVER	H5	84	1	WASHER, PLAIN, 6MM	F16	63	16	WASHER, PLAIN, 6MM	F16	63	16
SUB HARNESS A	D13	39	2								
SUSPENSION, STARTER RELAY	G15	78	12								
SUSPENSION, WINKER RELAY	G15	78	10								
SWINGARM SUB ASSY., RR.	G9	72	8								
SWITCH ASSY., CHANGE	D10	36	6								
SWITCH ASSY., COMBINATION & LOCK	G16	79	2								
SWITCH ASSY., FR. STOP	F3	50	4								
SWITCH ASSY., RR. STOP	G6	69	3								
SWITCH ASSY., STARTER	F3	50	2								
SWITCH ASSY., WINKER	F3	50	3								

1

FOREWORD INDEX

2

ENGINE GROUP

3

FRAME GROUP

4

PART NUMBER INDEX

5

PART NAME INDEX

HONDA
The Power of Dreams



PARTS CATALOGUE NEWS

Honda Motor Co., Ltd. Service Division

PARTS CATALOGUE - CORRECTED

Printed in Japan

CODE NO.	15KVR901
PARTS CATALOGUE NEWS	NF1001SH / 3SH NF1001SHA NF1003SHA
NEWS NO.	001

(CH-KD)KVR

Block No.	Ref. No.	Note	Part No.	Description	Reqd. QTY	Serial No.	Parts catalogue code
					NF100 1SH/3SH A		
E-19	15	D	16100-KVR-G00	CARBURETOR ASSY. (VM16G A) ...	1		
		E	16100-KVR-G02	*PARTS NO. DELETION			
	27	E	16095-KVR-G02	*PARTS NO. DELETION			
		D	16095-KVR-G00	TUBE, DRAIN	1		

NOTE A:PART NO. CHANGE D:NEWLY PROVIDED E:PART NO. DELETION K:REQUIRED NO. CORRECTION L:APPLICATION SERIAL NO. CORRECTION
T:APPLICATION CORRECTION Z:REMARKS CHANGE



PARTS CATALOGUE NEWS

Honda Motor Co., Ltd. Service Division

PARTS CATALOGUE - CORRECTED

Printed in Japan

CODE NO.	15KVR901
PARTS CATALOGUE NEWS	NF1001SH / 3SH NF1001SHA NF1003SHA
NEWS NO.	002

(CH-KD)KVR

Block No.	Ref. No.	Note	Part No.	Description	Reqd. QTY	Serial No.	Parts catalogue code
					NF100 1SH/3SH A		
F-21	3	E	40530-KPH-W00	*PARTS NO. DELETION			
		D	40530-KPH-C01	CHAIN, DRIVE (428-104L)	1		
	4	E	40531-KPH-W00	*PARTS NO. DELETION			
		D	40531-KPH-C01	JOINT, DRIVE CHAIN (RJ)	1		

NOTE A:PART NO. CHANGE D:NEWLY PROVIDED E:PART NO. DELETION K:REQUIRED NO. CORRECTION L:APPLICATION SERIAL NO. CORRECTION
T:APPLICATION CORRECTION Z:REMARKS CHANGE



PARTS CATALOGUE NEWS

Honda Motor Co., Ltd. Service Division

PARTS CATALOGUE - CORRECTED

Printed in Japan

CODE NO.	15KVR901
PARTS CATALOGUE NEWS	NF1001SH / 3SH NF1001SHA NF1003SHA
NEWS NO.	003

(CH-KD)KVR

Block No.	Ref. No.	Note	Part No.	Description	Reqd. QTY	Serial No.	Parts catalogue code
					NF100 1SH/3SH A		
E-1	5	E	12391-KVR-C00	*PARTS NO. DELETION			
		D	12391-GW8-681	GASKET, CYLINDER HEAD COVER ..	1		
	6	E	12394-KVR-C00	*PARTS NO. DELETION			
		D	12394-GW8-681	GASKET, R. CYLINDER HEAD SIDE COVER	1		
	7	E	12395-KVR-C00	*PARTS NO. DELETION			
		D	12395-GW8-681	GASKET, L. CYLINDER HEAD SIDE COVER	1		
	E-3	10	E	14775-KVR-C00	*PARTS NO. DELETION		
D			14775-MA6-000	SEAT, VALVE SPRING OUTER	2		
E-4	14	E	90083-KTT-900	*PARTS NO. DELETION			
		D	90083-KRM-840	BOLT, KNOCK, 5MM	2		
E-5	2	E	12191-KVR-C00	*PARTS NO. DELETION			
		D	12191-GFP-B01	GASKET, CYLINDER	1		
E-6	2	E	11394-KVR-C00	*PARTS NO. DELETION			
		D	11394-GW8-681	GASKET, R. CRANKCASE COVER ...	1		

NOTE A:PART NO. CHANGE D:NEWLY PROVIDED E:PART NO.DELETION K:REQUIRED NO. CORRECTION L:APPLICATION SERIAL NO. CORRECTION
T:APPLICATION CORRECTION Z:REMARKS CHANGE

PARTS CATALOGUE NEWS

BOOKNo. : 15KVR901

Block No.	Ref. No.	Note	Part No.	Description	Reqd. QTY	Serial No.	Parts catalogue code
					NF100 1SH/3SH A		
E-7	2	E	15439-KVR-C00	*PARTS NO. DELETION			
		D	15439-KPH-901	GASKET, OIL FILTER	1		
E-10	3	E	11395-KVR-C00	*PARTS NO. DELETION			
		D	11395-GBJ-731	GASKET, L. CRANKCASE COVER ...	1		
E-14	2	E	11191-KVR-C00	*PARTS NO. DELETION			
		D	11191-GW8-681	GASKET, CRANKCASE	1		
E-15	6	E	90741-KTT-900	*PARTS NO. DELETION			
		D	90741-KFB-000	KEY, WOODRUFF, 4MM	1		
E-19	15	E	16100-KVR-G00	*PARTS NO. DELETION			
		D	16100-KVR-G02	CARBURETOR ASSY. (VM 16G A) ..	1		
	27	D	16095-KVR-G02	TUBE, DRAIN	1		
		E	16095-KVR-G00	*PARTS NO. DELETION			
Block No.	Ref. No.	Note	Part No.	Description	Reqd. QTY	Serial No.	Parts catalogue code
					NF100 1SH/3SH A		
F-23	1	E	33742-KVR-C01	*PARTS NO. DELETION			
		E	33742-KVR-C02	*PARTS NO. DELETION			
		D	33742-KTT-C01	REFLECTOR, FR. REFLEX	1		
		D	33742-KVR-G01	REFLECTOR, RR. REFLEX	1		

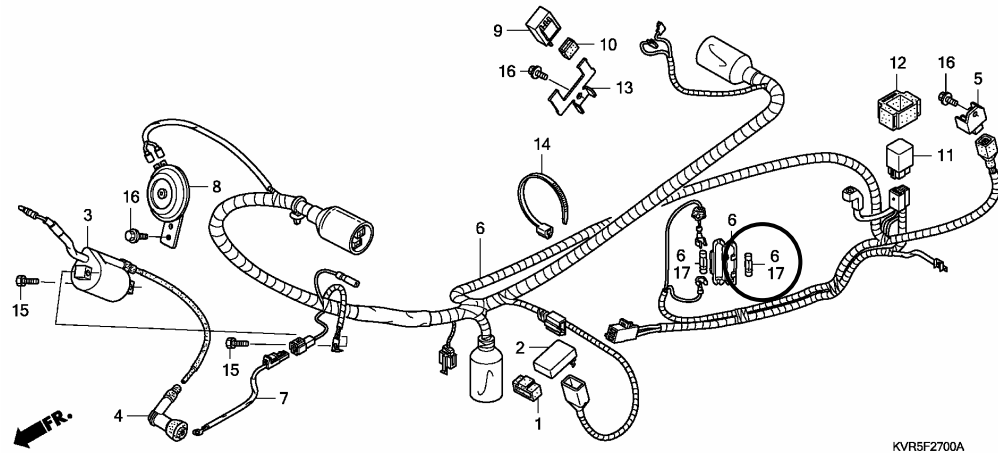
NOTE A:PART NO. CHANGE D:NEWLY PROVIDED E:PART NO.DELETION K:REQUIRED NO. CORRECTION L:APPLICATION SERIAL NO. CORRECTION
T:APPLICATION CORRECTION Z:REMARKS CHANGE

PARTS CATALOGUE NEWS

BOOKNo. : 15KVR901

Block No.	Ref. No.	Note	Part No.	Description	Reqd. QTY NF100 1SH/3SH A	Serial No.	Parts catalogue code
-----------	----------	------	----------	-------------	------------------------------------	------------	----------------------

F-27 WIRE HARNESS



F-27	17	K	98200-21000	FUSE B (10A)	2		
------	----	---	-------------	--------------------	---	--	--

NOTE A:PART NO. CHANGE D:NEWLY PROVIDED E:PART NO.DELETION K:REQUIRED NO. CORRECTION L:APPLICATION SERIAL NO. CORRECTION
T:APPLICATION CORRECTION Z:REMARKS CHANGE



PARTS CATALOGUE NEWS

Honda Motor Co., Ltd. Service Division

PARTS CATALOGUE - CORRECTED

Printed in Japan

CODE NO.	15KVR901
PARTS CATALOGUE NEWS	NF1001SH / 3SH NF1001SHA NF1003SHA
NEWS NO.	004

(CH-KD)KVR

Block No.	Ref. No.	Note	Part No.	Description	Reqd. QTY	Serial No.	Parts catalogue code
					NF100 1SH/3SH A		
E-18	2	E	28221-KVR-C00	*PARTS NO. DELETION			
		D	28221-178-000	RATCHET, STARTER DRIVE (10T) .	1		
	7	E	90454-KVR-C00	*PARTS NO. DELETION			
		D	90454-KPS-900	WASHER B, THRUST, 20MM	1		

NOTE A:PART NO. CHANGE D:NEWLY PROVIDED E:PART NO. DELETION K:REQUIRED NO. CORRECTION L:APPLICATION SERIAL NO. CORRECTION
T:APPLICATION CORRECTION Z:REMARKS CHANGE