



# ***AFS1101SH***

**AFS1101SH<sub>D</sub>**  
**AFS1101SH<sub>E</sub>**

**PARTS CATALOGUE**

**2**

---

**FOREWORD INDEX**

**1**

---

**ENGINE GROUP**

**2**

---

**FRAME GROUP**

**3**

---

**PART NUMBER INDEX**

**4**

---

**PART NAME INDEX**

**5**

---



**Instruction for use of parts catalogue**

- **This parts catalogue has been created as of April 20, 2013.**
  - Since this date, the sales practice for repair parts may have been changed or the parts may have been eliminated (listed for those not for sale).
  - The modified information is reflected on the latest Electronic Parts Catalogue (EPC).  
Also, refer to the parts catalogue news for any change.
  - See the parts catalogue news for any revision that is made after April 20, 2013.
- **Always specify the part number when ordering a part.**
  - Check the model, type, serial numbers, color, maker, and the size as needed before ordering a part.
  - Note that the illustrations (part drawings) can differ from the actual parts in shape.  
They are given just to help you to refer to the parts.
- **When modifications or additions to this parts catalogue are made, a revised edition will be issued at an appropriate time, with successively progressing revision numbers on the cover. We recommend obtaining such revisions in order to keep your parts catalogue up-to-date at all times. To check whether a parts catalogue revision has been issued, please contact your Honda distributor.**

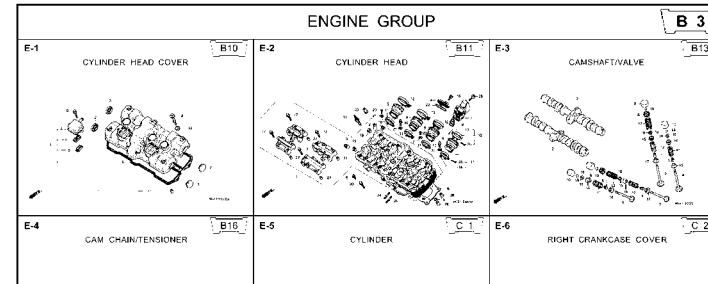
Initial version issue date  
December 20, 2012  
**Honda Motor Co., Ltd.**

**CONTENTS**

	Page	Address No.	
● Instruction for use of parts catalogue .....	1	B 1	<b>1</b>
● How to refer to the part information .....	2	B 2	
● Part catalogue structure .....	3	B 3	
● When the parts were revised .....	4	B 4	
● Abbreviations used in the parts catalogue .....	4	B 4	
● Part block and serial number check .....	5	B 5	
● Color label attachment position check .....	5	B 5	
● Models, parts catalogue codes and applicable serial numbers .....	6	B 6	
● Color label .....	7	B 7	
● Color chart .....	8	B 8	
● Fuel hose, general purpose hoses and vinyl hose .....	16	B16	
● FLAT RATE SERVICE TIME .....	20	C 4	
● Illustrated index .....	25	C 9	
● ENGINE GROUP .....	32	D 1	<b>2</b>
● FRAME GROUP .....	54	F 1	<b>3</b>
● PART NO. INDEX .....	98	I 1	<b>4</b>
● PART NAME INDEX .....	102	J 1	<b>5</b>

How to refer to the part information

A Reference with "Illustrated index"



B Reference with "Part number index"

PART NO. INDEX					
Part Number	Address	Page	Rel.	Part Number	Address Page Rel.
04000				13323-MY9-751	C12 28 10 14921
04911-MCE-000	C10	26	1	13324-MY9-751	C12 28 10 14931
				13325-MY9-751	C12 28 10 14933
				13327-MY9-751	C12 28 10 14935
06000				14000	14933
06405-MY9-P00	F13	67	3	14100-MCE-000	B13 13 2 14933
06405-MY9-P10	F13	67	3	14200-MCE-000	B13 13 3 14933
06410-MY9-860	F2	56	1	14321-MCE-000	B16 16 2 14933
06435-MCE-006	F1	55	1	14401-MCE-003	B16 16 3 14933
06451-769-405	E13	51	2	14510-MBE-000	B16 16 4 14941
06451-443-405	F1	55	2	14520-MY9-691	B16 16 5 14944
06451-MA7-405	E13	51	1	14524-MY9-690	B16 16 6 14944
06455-MCE-006	E13	51	3	14546-MCE-000	B16 16 7 14944
				14620-MY9-691	B16 16 8 14944
11000				14711-MCE-000	B13 13 4 14944
11210-MCE-000	C9	25	1	14712-MCE-000	B13 13 5 14944
11330-MCE-305	C2	18	1	14721-MCE-000	B13 13 6 14944
11333-KT8-000	C6	22	1	14722-MCE-000	B13 13 7 14944
11335-MCE-000	C2	18	2	14730-MCE-000	B13 13 8 14944
11360-MCE-000	C7	23	1	14731-MCE-000	B13 13 9 14944
11365-MCE-000	C7	23	2	14731-MY9-751	B13 13 10 14945
11396-MY9-000	C2	18	3	14751-KY2-000	B13 13 11 14945
11631-MCE-000	C5	21	1	14751-MCE-000	B13 13 12 14945
11691-MY9-000	C5	21	2	14761-MCE-000	B13 13 13 14945

C Reference with "Part name index"

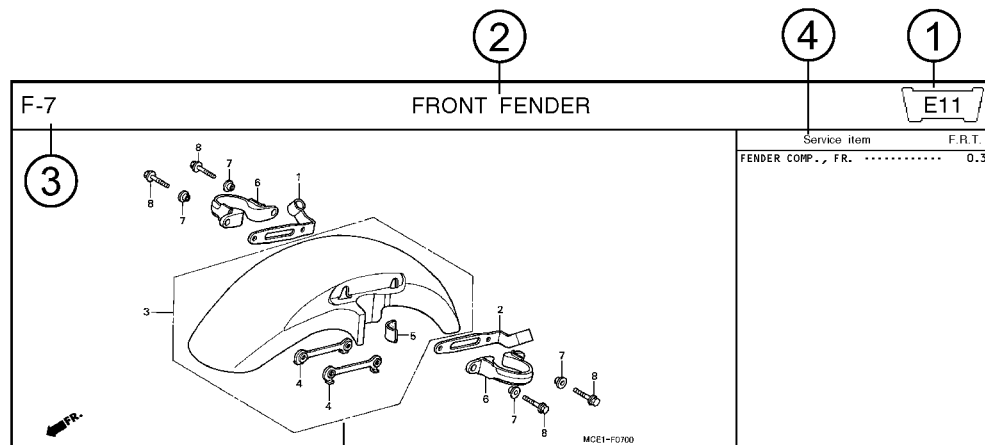
PART NAME INDEX					
Part name	Address	Page	Ref.	Part name	Address Page Ref.
[ A ]				BOLT , CHANG I	
ADJUSTER , CHAIN	F13	67	5	BOLT , CLUTC H	
ARM COMP. , SEA R CHANGE	F10	64	1	BOLT , CONNECT	
ARM , L. MAIN STEP	F11	65	8	BOLT , DISK , 6	
ARM , L. PILLI O STEP	F11	65	12	BOLT , DISK , 8	
ARM , R. MAIN STEP	F11	65	5	BOLT , DRAIN I	
ARM , R. PILLI O STEP	F11	65	11	BOLT , FLANG E	
AUT O DOC K ASSY. , FUEL	F4	58	2	BOLT , FLANGE	
AXLE , FR. WHEEL	E14	52	3	BOLT , FLANGE	
AXLE , RR. WHEEL	F2	56	5	BOLT , FLANGE	
[ B ]				BOLT , FLANGE	
BAG , AIR PRESSUR E GAUGE	F67	77	4	BOLT , FLANGE	
BAG , SERVICE BOOK	F67	77	1	BOLT , FLANGE	
BAG , TOOL	F67	77	3	BOLT , FLANGE	
BALL , STEEL	F11	65	20		
BAND A , INSULATOR	B11	11	11		
BAND B , INSULATOR	B11	11	12		
BAND , AIR CLEANER CONNECTING				BOLT , FLANGE	
BAND , U-LOCK	F8	62	22	BOLT , FLANGE	
BAND , WIRE	F16	70	5		
	C10	26	14		
	E5	43	21		
	F4	74	18		

Ret No.	Part No.	Description	Reqd QTY	Serial No.	Parts catalogue code
1	45156-MCE-000	CLAMPER, R. FR. BRAKE HOSE	1	1	
2	45157-MCE-000	CLAMPER, L. FR. BRAKE HOSE	1	1	
3	61100-MCE-000	FENDER COMP., FR. *NH411*ENFORCE SILVER METALLIC	1		3J,4J
4	61100-MCE-000	PLATE, FR. FENDER	1		J,2J
5	61102-MCE-300	CUSHION, FR. FENDER (BLACK)	2	1008001	
6	61105-MCE-000	STAY, FR. FENDER MOUNTING	2	2	
7	61107-MR7-000	COLLAR (6.5)	4	4	
8	96001-06020-00	BOLT, FLANGE, 6X20	4	4	

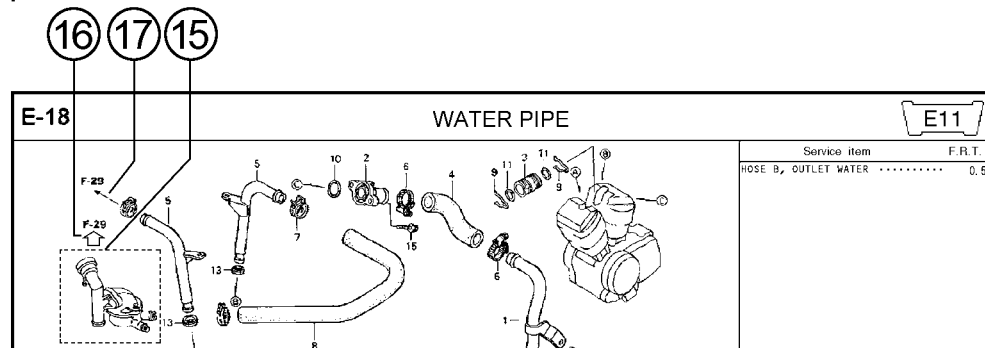
Page No.

2000.09.01 E

Part catalogue structure



Ref. No.	Part No.	Description	Reqd. QTY		Serial No.	Parts catalogue code
			CB400 SFX	SFY		
1	45156-MCE-000	CLAMPER, R. FR. BRAKE HOSE ..	1	1		
2	45157-MCE-000	CLAMPER, L. FR. BRAKE HOSE ..	1	1		
3	61100-MCE-000ZA	FENDER COMP., FR. *NH411M*FORCE SILVER METALLIC	1	-	----- 3J,4J	
	61100-MCE-000ZB	*PB284C*...CANDY PHOENIX BLUE	1	-	----- J,2J	
4	61101-MCE-000	PLATE, FR. FENDER .....	2	2	1008000	
	61101-MCE-010	.....	2	2	1008001	
5	61102-MCE-300	CUSHION, FR. FENDER .....	2	2		
		(BLACK)				





- ① **Address number**
  - Address No. is provided (in place of the page No.) to help you refer to the part with the part No. or part name.
- ② **Block title** ③ **Block number**
- ④ **Service item/Flat rate time**
- ⑤ **Reference number**
  - Title number marked with the parenthesis or parentheses indicates that it continues from the previous page.
- ⑥ **Part number** ⑦ **Honda color code**
- ⑧ **Description**
- ⑨ **Assemblies**
  - Sections framed with broken lines in the exploded view drawings are available as complete assemblies. (Their individual parts can also be obtained.)
- ⑩ **Color description**
- ⑪ **Note**
  - Notes are shown with the parentheses in the part name column.
- ⑫ **Required quantity**
  - Reqd. QTY shown in the parenthesis or parentheses indicates the optional part.
  - Reqd. QTY marked with "N" indicates the optional part that should be selected as needed.
  - Reqd. QTY indicates the number of the part used in the block.
- ⑬ **Serial number**
- ⑭ **Parts catalogue code**
  - When the parts catalogue code column is blank, it indicates that the part is applicable to all codes.
- ⑮
  - Parts enclosed within a dotted line are covered in a different block.
- ⑯
  - A hollow arrow indicates the block No. for the parts enclosed within a dotted line .
- ⑰
  - A solid arrow indicates the block No. the part in question is connected to.

When the parts were revised

Abbreviations used in the parts catalogue

1



Ref. No.	Part No.	Description	Reqd. QTY		Serial No.
			CB400 SFX	SFY	
1	45156-MCE-000	CLAMPER, R. FR. BRAKE HOSE ..	1	1	
2	45157-MCE-000	CLAMPER, L. FR. BRAKE HOSE ..	1	1	
3	61100-MCE-000ZA	FENDER COMP., FR. *NH411M*FORCE SILVER METALLIC	1	-	-----3J,4J
	61100-MCE-000ZB	*PB284C*...CANDY PHOENIX BLUE	1	-	-----J,2J
4	61101-MCE-000	PLATE, FR. FENDER (###).....	2	2	-----1008000
	61101-MCE-010	.....	2	2	-----1008001
5	61102-MCE-300	CUSHION, FR. FENDER ..... (BLACK)	2	2	
6	61105-MCE-000	STAY, FR. FENDER MOUNTING ...	2	2	
7	61107-MR7-000	COLLAR (6.5) .....	4	4	
8	96001-06020-00	BOLT, FLANGE, 6X20 .....	4	4	

The number has been used from the initial model without revision.

When shown at the left side, it is applicable to the models of No.1008001 and the subsequent numbers.

When shown at the right side, it is applicable to the models up to No.1008000.

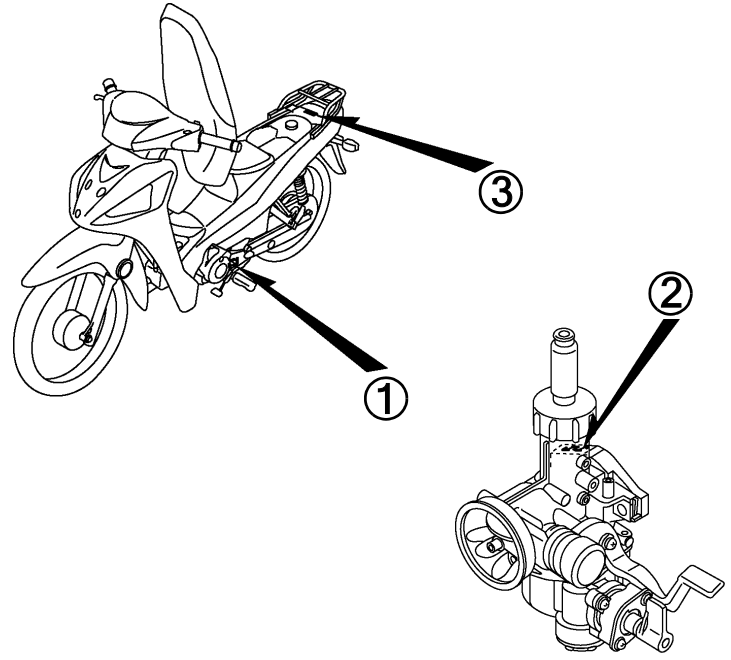
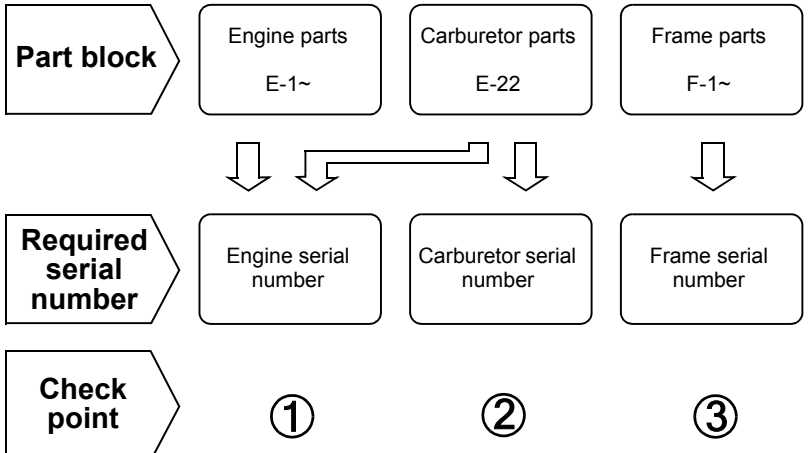
The parts listed with "###" at the end of the parts name have limited supply period (parts not for sale).

\* "L." or "R." in the description of a part stands for the LEFT hand side or the RIGHT hand side. Determine the left or right as if you were in the motorcycle seat.

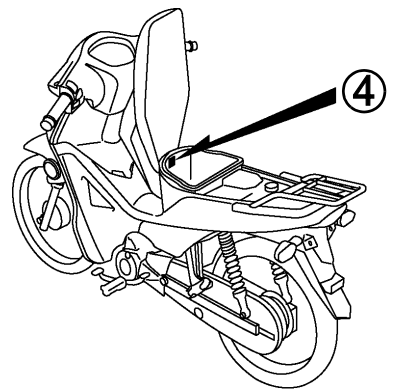
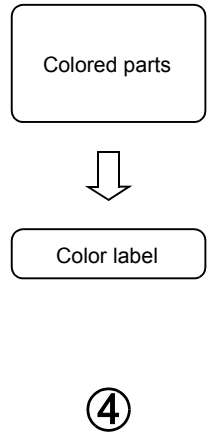
The following abbreviations are used in this parts catalogue.

- A ..... Ampere
- ABS ..... Anti-lock brake system
- A.C. .... Alternating current
- A.M. .... Attaching mark
- ASSY. .... Assembly
- C.D.I. .... Capacitive discharge ignition
- COMP. ... Complete
- D.C. .... Direct current
- EX. .... Exhaust
- FR. .... Front
- G ..... Gram
- HEX. .... Hexagonal
- IN. .... Inlet
- KPH ..... Kilometers per hour
- L. ....Left
- L (100L) .Link (100 Links)
- L.E.D. ....Light emitted diode
- MM .....Millimeter
- MPH .....Miles per hour
- R. ....Right
- RR. ....Rear
- STD. ....Standard
- T (22T) ...Tooth (22 Teeth)
- TCS .....Traction control system
- T.M. ....Transcript mark
- V .....Volt
- W .....Watt
- WL .....With labelling
- WOL .....Without labelling

Part block and serial number check



Color label attachment position check





### Models, parts catalogue codes and applicable serial numbers

Models, parts catalogue codes and applicable serial Nos. given in this parts catalogue can be identified as follows.

Parts with parts catalogue codes are exclusive for models destined for countries designated.

If no area codes are listed, parts are for common use.

Model	Area code	Type	Applicable engine serial No.	Applicable frame serial No.	Applicable carburetor identification No.
AFS1101SHD	2DK	General export			PB5NZ A
	3DK				
	3LA	Latin America			PB5SA A
	DK	General export			PB5NZ A
	LA	Latin America			PB5NW A
AFS1101SHE	AG	Argentina			PB5NW A
	CO	Colombia			PB5NY A
	PE	Peru			PB5SA A

\* Of carburetor/throttle body identification numbers, only the portions underlined in the example below are used for registration.

PB5NZ A KC 7

**Color label**

- When ordering parts, check the model name, main color, and code by observing the “COLOR LABEL” on the vehicle.
- When ordering a colored part, use the color chart in the instruction for use of parts catalogue.

<p><b>VFR800FIW</b></p> <p>COLOR <b>R-157</b></p> <p>CODE <b>R157</b></p>		MODEL		VFR800FIW					
	No.	COLOR		Sparkling silver metallic	Mute black metallic	Applicable model		Applicable block No.	Re
		CODE		NH-295M	NH-359M	Initial applicable model	Final applicable model		
	Name of colored parts	Basic part No.	NH295	NH359					
1									
2									
3									
4									
5									
6									
7									
8									
9									
10									

Color chart

1

- When ordering a colored part, refer to the chart below and use a part number consisting of the relevant basic part number to which has been added a part color code.

AFS1101SH (AFS1101SHD).....2DK

No.	MODEL		AFS1101SHD					Ref. No.
	COLOR		Clean silver metallic	Candy lucid red	Applicable model		Applicable block No.	
	CODE		NH-A05M	R-264C	Initial applicable model	Final applicable model		
	Name of colored parts	Basic part No.	NHA05Y	R264				
1	CASE, UNDER HALF DRIVE CHAIN	40520-KZV-T00	ZB	ZB			F-32	2
2	CASE, UPPER HALF DRIVE CHAIN	40510-KWW-660	ZA	ZA			F-32	1
3	COVER COMP., RR. HANDLE	53250-K09-C00	ZA	ZA			F-7	7
4	COVER SET, FR. HANDLE	53240-K09-C00	ZD	ZH			F-7	6
5	COVER SET, L. BODY	64650-K09-D00	ZC	ZB			F-23-10	6
6	COVER SET, L. MAIN PIPE SIDE	64305-K09-C00	ZD	ZH			F-44-10	2
7	COVER SET, R. BODY	64600-K09-D00	ZC	ZB			F-23-10	5
8	COVER SET, R. MAIN PIPE SIDE	64300-K09-C00	ZD	ZH			F-44-10	1
9	COVER, CENTER	64350-K09-C00	ZA	ZA			F-23-10	2
10	COVER, FR.	64500-K09-C00	ZF	ZG			F-44	1
11	COVER, L. BODY LOWER	64570-K09-C00	ZA	ZA			F-23-10	4
12	COVER, MAIN PIPE	64320-K09-C00	ZA	ZA			F-44-10	5
13	COVER, R. BODY LOWER	64560-K09-C00	ZA	ZA			F-23-10	3
14	FENDER A, FR.	61100-K09-C00	ZE	ZG			F-10	3
15	FENDER B, FR.	61200-KWW-640	ZB	ZB			F-10	4
16	FENDER SET A, RR.	80110-K09-C00	ZB	ZB			F-34	4
17	MARK, HONDA	86101-K09-C00	ZD	ZH			F-50	1
18	MARK, HONDA	86102-K09-C00	ZE	ZJ			F-50	2
19	MARK, HONDA	86103-K09-C00	ZB	ZB			F-50	3
20	PANEL COMP., RR. BRAKE	43100-KWW-640	ZB	ZB			F-18	4

AFS1101SH (AFS1101SHD).....2DK

No.	MODEL		AFS1101SHD					
	COLOR		Clean silver metallic	Candy lucid red	Applicable model		Applicable block No.	Ref. No.
	CODE		NH-A05M	R-264C	Initial applicable model	Final applicable model		
	Name of colored parts	Basic part No.	NHA05Y	R264				
21	SEAT ASSY., DOUBLE	77200-K09-C01	ZA	ZA			F-23	5
22	STRIPE, L. BODY COVER	86648-K09-D00	ZC	ZB			F-50	6
23	STRIPE, R. BODY COVER	86647-K09-D00	ZC	ZB			F-50	4
24	SWINGARM SUB ASSY., RR.	52200-K09-D00	ZA	ZA			F-32	9
25	WHEEL SUB ASSY., FR.	44650-K09-C10	ZA	ZA			F-14-30	4
26	WHEEL SUB ASSY., RR.	42650-K09-C10	ZA	ZA			F-19-30	9



## AFS1101SH (AFS1101SHD).....3DK

No.	MODEL		AFS1101SHD					
	COLOR		Clean silver metallic	Candy lucid red	Applicable model		Applicable block No.	Ref. No.
	CODE		NH-A05M	R-264C	Initial applicable model	Final applicable model		
	Name of colored parts	Basic part No.	NHA05Y	R264				
1	CASE, UNDER HALF DRIVE CHAIN	40520-KZV-T00	ZB	ZB			F-32	2
2	CASE, UPPER HALF DRIVE CHAIN	40510-KWW-660	ZA	ZA			F-32	1
3	COVER COMP., RR. HANDLE	53250-K09-C00	ZA	ZA			F-7	7
4	COVER SET, FR. HANDLE	53240-K09-C00	ZD	ZH			F-7	6
5	COVER SET, L. BODY	64650-K09-D00	ZC	ZB			F-23-10	6
6	COVER SET, L. MAIN PIPE SIDE	64305-K09-C00	ZD	ZH			F-44-10	2
7	COVER SET, R. BODY	64600-K09-D00	ZC	ZB			F-23-10	5
8	COVER SET, R. MAIN PIPE SIDE	64300-K09-C00	ZD	ZH			F-44-10	1
9	COVER, CENTER	64350-K09-C00	ZA	ZA			F-23-10	2
10	COVER, FR.	64500-K09-C00	ZF	ZG			F-44	1
11	COVER, L. BODY LOWER	64570-K09-C00	ZA	ZA			F-23-10	4
12	COVER, MAIN PIPE	64320-K09-C00	ZA	ZA			F-44-10	5
13	COVER, R. BODY LOWER	64560-K09-C00	ZA	ZA			F-23-10	3
14	FENDER A, FR.	61100-K09-C00	ZE	ZG			F-10	3
15	FENDER B, FR.	61200-KWW-640	ZB	ZB			F-10	4
16	FENDER SET A, RR.	80110-K09-C00	ZB	ZB			F-34	4
17	MARK, HONDA	86101-K09-C00	ZD	ZH			F-50	1
18	MARK, HONDA	86102-K09-C00	ZE	ZJ			F-50	2
19	MARK, HONDA	86103-K09-C00	ZB	ZB			F-50	3
20	PANEL COMP., RR. BRAKE	43100-KWW-640	ZB	ZB			F-18	4
21	SEAT ASSY., DOUBLE	77200-K09-C01	ZA	ZA			F-23	5
22	STRIPE, L. BODY COVER	86648-K09-D00	ZC	ZB			F-50	6
23	STRIPE, R. BODY COVER	86647-K09-D00	ZC	ZB			F-50	4
24	SWINGARM SUB ASSY., RR.	52200-K09-D00	ZA	ZA			F-32	9

## AFS1101SH (AFS1101SHD).....3LA,LA

No.	MODEL		AFS1101SHD							
	COLOR		Black	Candy lucid red	Pearl silky white	Pearl gemini blue	Applicable model		Applicable block No.	Ref. No.
	CODE		NH-1	R-264C	NH-A67P	PB-354P	Initial applicable model	Final applicable model		
	Name of colored parts	Basic part No.	NH1K	R264B	NHA67	PB354				
1	CAP B, HANDLE COVER	53208-K09-L00	ZB	ZB	ZB	ZB			F-4	15
2	CASE, UNDER HALF DRIVE CHAIN	40520-KZV-T00	ZB	ZB	ZB	ZB			F-32	2
3	CASE, UPPER HALF DRIVE CHAIN	40510-KWW-660	ZA	ZA	ZA	ZA			F-32	1
4	COVER COMP., RR. HANDLE	53250-K09-C00	ZA	ZA	ZA	ZA			F-7	7
5	COVER SET, FR. HANDLE	53240-K09-C00	ZE	ZH	ZG	ZF			F-7	6
6	COVER SET, L. BODY	64650-K09-L00	ZE	ZD	ZC	ZF			F-23-10	6
7	COVER SET, L. MAIN PIPE SIDE	64305-K09-C00	ZE	ZH	ZG	ZF			F-44-10	2
8	COVER SET, R. BODY	64600-K09-L00	ZE	ZD	ZC	ZB			F-23-10	5
9	COVER SET, R. MAIN PIPE SIDE	64300-K09-C00	ZE	ZH	ZG	ZF			F-44-10	1
10	COVER, CENTER	64350-K09-C00	ZA	ZA	ZA	ZA			F-23-10	2
11	COVER, FR.	64500-K09-C00	ZE	ZG	ZJ	ZH			F-44	1
12	COVER, L. BODY LOWER	64570-K09-C00	ZA	ZA	ZA	ZA			F-23-10	4
13	COVER, MAIN PIPE	64320-K09-C00	ZA	ZA	ZA	ZA			F-44-10	5
14	COVER, R. BODY LOWER	64560-K09-C00	ZA	ZA	ZA	ZA			F-23-10	3
15	FENDER A, FR.	61100-K09-C00	ZC	ZG	ZJ	ZH			F-10	3
16	FENDER B, FR.	61200-KWW-640	ZB	ZB	ZB	ZB			F-10	4
17	FENDER SET A, RR.	80110-K09-C00	ZB	ZB	ZB	ZB			F-34	4
18	MARK, DRIVE CAUTION	87560-KTL-C40	ZA	ZA	ZA	ZA			F-49	10
19	MARK, HONDA	86101-K09-C00	ZE	ZH	ZG	ZF			F-50	1
20	MARK, HONDA	86102-K09-C00	ZF	ZJ	ZH	ZG			F-50	2
21	MARK, HONDA	86103-K09-C00	ZB	ZB	ZB	ZB			F-50	3
22	PANEL COMP., RR. BRAKE	43100-KWW-640	ZB	ZB	ZB	ZB			F-18	4
23	SEAT ASSY., DOUBLE	77200-K09-C01	ZA	ZA	ZA	ZA			F-23	5
24	STRIPE, L. BODY COVER	86648-K09-L00	ZE	ZD	ZC	ZB			F-50	7
25	STRIPE, R. BODY COVER	86647-K09-L00	ZE	ZD	ZC	ZB			F-50	5
26	SWINGARM SUB ASSY., RR.	52200-K09-D00	ZA	ZA	ZA	ZA			F-32	9

## AFS1101SH (AFS1101SHD).....DK

No.	MODEL		AFS1101SHD					Applicable block No.	Ref. No.
	COLOR		Clean silver metallic	Candy lucid red	Applicable model				
	CODE		NH-A05M	R-264C	Initial applicable model	Final applicable model			
	Name of colored parts	Basic part No.	NHA05Y	R264					
1	CAP, HANDLE COVER	53207-K09-D00	ZB	ZB			F-4	14	
2	CASE, UNDER HALF DRIVE CHAIN	40520-KZV-T00	ZB	ZB			F-32	2	
3	CASE, UPPER HALF DRIVE CHAIN	40510-KWW-660	ZA	ZA			F-32	1	
4	COVER COMP., RR. HANDLE	53250-K09-C00	ZA	ZA			F-7	7	
5	COVER SET, FR. HANDLE	53240-K09-C00	ZD	ZH			F-7	6	
6	COVER SET, L. BODY	64650-K09-D00	ZC	ZB			F-23-10	6	
7	COVER SET, L. MAIN PIPE SIDE	64305-K09-C00	ZD	ZH			F-44-10	2	
8	COVER SET, R. BODY	64600-K09-D00	ZC	ZB			F-23-10	5	
9	COVER SET, R. MAIN PIPE SIDE	64300-K09-C00	ZD	ZH			F-44-10	1	
10	COVER, CENTER	64350-K09-C00	ZA	ZA			F-23-10	2	
11	COVER, FR.	64500-K09-C00	ZF	ZG			F-44	1	
12	COVER, L. BODY LOWER	64570-K09-C00	ZA	ZA			F-23-10	4	
13	COVER, MAIN PIPE	64320-K09-C00	ZA	ZA			F-44-10	5	
14	COVER, R. BODY LOWER	64560-K09-C00	ZA	ZA			F-23-10	3	
15	FENDER A, FR.	61100-K09-C00	ZE	ZG			F-10	3	
16	FENDER B, FR.	61200-KWW-640	ZB	ZB			F-10	4	
17	FENDER SET A, RR.	80110-K09-C00	ZB	ZB			F-34	4	
18	MARK, HONDA	86101-K09-C00	ZD	ZH			F-50	1	
19	MARK, HONDA	86102-K09-C00	ZE	ZJ			F-50	2	
20	MARK, HONDA	86103-K09-C00	ZB	ZB			F-50	3	
21	PANEL COMP., RR. BRAKE	43100-KWW-640	ZB	ZB			F-18	4	
22	SEAT ASSY., DOUBLE	77200-K09-C01	ZA	ZA			F-23	5	
23	STRIPE, L. BODY COVER	86648-K09-D00	ZC	ZB			F-50	6	
24	STRIPE, R. BODY COVER	86647-K09-D00	ZC	ZB			F-50	4	
25	SWINGARM SUB ASSY., RR.	52200-K09-D00	ZA	ZA			F-32	9	

## AFS1101SH (AFS1101SHE).....AG

No.	MODEL		AFS1101SHE							Ref. No.
	COLOR		Black	Candy lucid red	Pearl silky white	Pearl gemini blue	Applicable model		Applicable block No.	
	CODE		NH-1	R-264C	NH-A67P	PB-354P	Initial applicable model	Final applicable model		
	Name of colored parts	Basic part No.	NH1K	R264B	NHA67	PB354				
1	CAP B, HANDLE COVER	53208-K09-L00	ZB	ZB	ZB	ZB			F-4	15
2	CASE, UNDER HALF DRIVE CHAIN	40520-KZV-T00	ZB	ZB	ZB	ZB			F-32	2
3	CASE, UPPER HALF DRIVE CHAIN	40510-KWW-660	ZA	ZA	ZA	ZA			F-32	1
4	COVER COMP., RR. HANDLE	53250-K09-C00	ZA	ZA	ZA	ZA			F-7	7
5	COVER SET, FR. HANDLE	53240-K09-C00	ZE	ZH	ZG	ZF			F-7	6
6	COVER SET, L. BODY	64650-K09-L00	ZE	ZD	ZC	ZB			F-23-10	6
7	COVER SET, L. MAIN PIPE SIDE	64305-K09-C00	ZE	ZH	ZG	ZF			F-44-10	2
8	COVER SET, R. BODY	64600-K09-L00	ZE	ZD	ZC	ZB			F-23-10	5
9	COVER SET, R. MAIN PIPE SIDE	64300-K09-C00	ZE	ZH	ZG	ZF			F-44-10	1
10	COVER, CENTER	64350-K09-C00	ZA	ZA	ZA	ZA			F-23-10	2
11	COVER, FR.	64500-K09-C00	ZE	ZG	ZJ	ZH			F-44	1
12	COVER, L. BODY LOWER	64570-K09-C00	ZA	ZA	ZA	ZA			F-23-10	4
13	COVER, MAIN PIPE	64320-K09-C00	ZA	ZA	ZA	ZA			F-44-10	5
14	COVER, R. BODY LOWER	64560-K09-C00	ZA	ZA	ZA	ZA			F-23-10	3
15	FENDER A, FR.	61100-K09-C00	ZC	ZG	ZJ	ZH			F-10	3
16	FENDER B, FR.	61200-KWW-640	ZB	ZB	ZB	ZB			F-10	4
17	FENDER SET A, RR.	80110-K09-C00	ZB	ZB	ZB	ZB			F-34	4
18	MARK, DRIVE CAUTION	87560-KTL-C40	ZA	ZA	ZA	ZA			F-49	10
19	MARK, HONDA	86101-K09-C00	ZE	ZH	ZG	ZF			F-50	1
20	MARK, HONDA	86102-K09-C00	ZF	ZJ	ZH	ZG			F-50	2
21	MARK, HONDA	86103-K09-C00	ZB	ZB	ZB	ZB			F-50	3
22	PANEL COMP., RR. BRAKE	43100-KWW-640	ZB	ZB	ZB	ZB			F-18	4
23	SEAT ASSY., DOUBLE	77200-K09-C01	ZA	ZA	ZA	ZA			F-23	5
24	STRIPE, L. BODY COVER	86648-K09-L00	ZE	ZD	ZC	ZB			F-50	7
25	STRIPE, R. BODY COVER	86647-K09-L00	ZE	ZD	ZC	ZB			F-50	5
26	SWINGARM SUB ASSY., RR.	52200-K09-D00	ZA	ZA	ZA	ZA			F-32	9



## AFS1101SH (AFS1101SHE).....CO

No.	MODEL		AFS1101SHE							
	COLOR		Black	Candy lucid red	Pearl silky white	Pearl gemini blue	Applicable model		Applicable block No.	Ref. No.
	CODE		NH-1	R-264C	NH-A67P	PB-354P	Initial applicable model	Final applicable model		
	Name of colored parts	Basic part No.	NH1K	R264B	NHA67	PB354				
1	CAP B, HANDLE COVER	53208-K09-L00	ZB	ZB	ZB	ZB			F-4	15
2	CASE, UNDER HALF DRIVE CHAIN	40520-KZV-T00	ZB	ZB	ZB	ZB			F-32	2
3	CASE, UPPER HALF DRIVE CHAIN	40510-KWW-660	ZA	ZA	ZA	ZA			F-32	1
4	COVER COMP., HANDLE	53250-K09-M20	ZC	ZC	ZC	ZC			F-7	7
5	COVER SET, FR. HANDLE	53240-K09-C00	ZK	ZJ	ZG	ZF			F-7	6
6	COVER SET, L. BODY	64650-K09-L00	ZE	ZD	ZC	ZB			F-23-10	6
7	COVER SET, L. MAIN PIPE SIDE	64305-K09-C00	ZL	ZK	ZG	ZF			F-44-10	2
8	COVER SET, R. BODY	64600-K09-L00	ZE	ZD	ZC	ZB			F-23-10	5
9	COVER SET, R. MAIN PIPE SIDE	64300-K09-C00	ZL	ZK	ZG	ZF			F-44-10	1
10	COVER, CENTER	64350-K09-M20	ZA	ZA	ZA	ZA			F-23-10	2
11	COVER, FR.	64500-K09-C00	ZE	ZG	ZJ	ZH			F-44	1
12	COVER, L. BODY LOWER	64570-K09-M20	ZA	ZA	ZA	ZA			F-23-10	4
13	COVER, MAIN PIPE	64320-K09-M20	ZA	ZA	ZA	ZA			F-44-10	5
14	COVER, R. BODY LOWER	64560-K09-M20	ZA	ZA	ZA	ZA			F-23-10	3
15	FENDER A, FR.	61100-K09-C00	ZC	ZG	ZJ	ZH			F-10	3
16	FENDER B, FR.	61200-KWW-640	ZB	ZB	ZB	ZB			F-10	4
17	FENDER SET A, RR.	80110-K09-M20	ZA	ZA	ZA	ZA			F-34	4
18	MARK, DRIVE CAUTION	87560-KTL-C40	ZA	ZA	ZA	ZA			F-49	10
19	MARK, HONDA	86101-K09-C00	ZE	ZH	ZG	ZF			F-50	1
20	MARK, HONDA	86102-K09-C00	ZF	ZJ	ZH	ZG			F-50	2
21	MARK, HONDA	86103-K09-C00	ZB	ZB	ZB	ZB			F-50	3
22	PANEL COMP., RR. BRAKE	43100-KWW-640	ZB	ZB	ZB	ZB			F-18	4
23	SEAT ASSY., DOUBLE	77200-K09-C01	ZA	ZA	ZA	ZA			F-23	5
24	STRIPE, L. BODY COVER	86648-K09-L00	ZE	ZD	ZC	ZB			F-50	7
25	STRIPE, R. BODY COVER	86647-K09-L00	ZE	ZD	ZC	ZB			F-50	5
26	SWINGARM SUB ASSY., RR.	52200-K09-D00	ZA	ZA	ZA	ZA			F-32	9

AFS1101SH (AFS1101SHE).....PE

No.	MODEL		AFS1101SHE							
	COLOR		Black	Candy lucid red	Pearl silky white	Pearl gemini blue	Applicable model		Applicable block No.	Ref. No.
	CODE		NH-1	R-264C	NH-A67P	PB-354P	Initial applicable model	Final applicable model		
	Name of colored parts	Basic part No.	NH1K	R264B	NHA67	PB354				
1	CAP B, HANDLE COVER	53208-K09-L00	ZB	ZB	ZB	ZB			F-4	15
2	CASE, UNDER HALF DRIVE CHAIN	40520-KZV-T00	ZB	ZB	ZB	ZB			F-32	2
3	CASE, UPPER HALF DRIVE CHAIN	40510-KWW-660	ZA	ZA	ZA	ZA			F-32	1
4	COVER COMP., RR. HANDLE	53250-K09-C00	ZA	ZA	ZA	ZA			F-7	7
5	COVER SET, FR. HANDLE	53240-K09-C00	ZE	ZH	ZG	ZF			F-7	6
6	COVER SET, L. BODY	64650-K09-L00	ZE	ZD	ZC	ZB			F-23-10	6
7	COVER SET, L. MAIN PIPE SIDE	64305-K09-C00	ZE	ZH	ZG	ZF			F-44-10	2
8	COVER SET, R. BODY	64600-K09-L00	ZE	ZD	ZC	ZB			F-23-10	5
9	COVER SET, R. MAIN PIPE SIDE	64300-K09-C00	ZE	ZH	ZG	ZF			F-44-10	1
10	COVER, CENTER	64350-K09-C00	ZA	ZA	ZA	ZA			F-23-10	2
11	COVER, FR.	64500-K09-C00	ZE	ZG	ZJ	ZH			F-44	1
12	COVER, L. BODY LOWER	64570-K09-C00	ZA	ZA	ZA	ZA			F-23-10	4
13	COVER, MAIN PIPE	64320-K09-C00	ZA	ZA	ZA	ZA			F-44-10	5
14	COVER, R. BODY LOWER	64560-K09-C00	ZA	ZA	ZA	ZA			F-23-10	3
15	FENDER A, FR.	61100-K09-C00	ZC	ZG	ZJ	ZH			F-10	3
16	FENDER B, FR.	61200-KWW-640	ZB	ZB	ZB	ZB			F-10	4
17	FENDER SET A, RR.	80110-K09-C00	ZB	ZB	ZB	ZB			F-34	4
18	MARK, DRIVE CAUTION	87560-KTL-C40	ZA	ZA	ZA	ZA			F-49	10
19	MARK, HONDA	86101-K09-C00	ZE	ZH	ZG	ZF			F-50	1
20	MARK, HONDA	86102-K09-C00	ZF	ZJ	ZH	ZG			F-50	2
21	MARK, HONDA	86103-K09-C00	ZB	ZB	ZB	ZB			F-50	3
22	PANEL COMP., RR. BRAKE	43100-KWW-640	ZB	ZB	ZB	ZB			F-18	4
23	SEAT ASSY., DOUBLE	77200-K09-C01	ZA	ZA	ZA	ZA			F-23	5
24	STRIPE, L. BODY COVER	86648-K09-L00	ZE	ZD	ZC	ZB			F-50	7
25	STRIPE, R. BODY COVER	86647-K09-L00	ZE	ZD	ZC	ZB			F-50	5
26	SWINGARM SUB ASSY., RR.	52200-K09-D00	ZA	ZA	ZA	ZA			F-32	9



## Fuel hose, general purpose hoses and vinyl hose

- The standard part fuel hose, general purpose hose and vinyl hose may be substituted by the coiled bulk part.
- When ordering the standard part fuel hose, general purpose hose and vinyl hose use the bulk part number written in the parts catalogue in brackets ( ) underneath the part name, or use the catalogue below.  
(The bulk part standard length is 1 m, however, those displayed in the catalogue < > are available in 3 m and 8 m lengths.)
- When exchanging the hose, cut and use at the specified length as mentioned in the part name.  
(For the method of cutting the bulk part, and method of filling out orders etc., please refer to the service manual and the instructions issued with the bulk part.)
- The list below is a catalogue of the standard part numbers and bulk part numbers. Note that those numbers are applicable to the listed replacement parts only.

Fuel hoses/Tubes			
Standard part No.	Bulk part No.	Bulk part	
		Inner diameter (mm)	Length (m)
95001-30xxx-2x	95001-30001-20M	3.0	1
95001-30xxx-3x	95001-30001-30M	3.0	1
95001-30xxx-4x	95001-30001-40M	3.0	1
95001-35xxx-2x	95001-35001-50M <95001-35003-50M>	3.5	1 3
95001-35xxx-3x	95001-35001-60M <95001-35003-60M>	3.5	1 3
95001-35xxx-4x	95001-35001-60M <95001-35003-60M>	3.5	1 3
95001-35xxx-5x	95001-35001-50M <95001-35003-50M>	3.5	1 3
95001-35xxx-6x	95001-35001-60M <95001-35003-60M>	3.5	1 3
95001-45xxx-2x	95001-45001-50M <95001-45003-50M>	4.5	1 3
95001-45xxx-3x	95001-45001-60M <95001-45003-60M> <95001-45008-60M>	4.5	1 3 8
95001-45xxx-4x	95001-45001-60M <95001-45003-60M> <95001-45008-60M>	4.5	1 3 8
95001-45xxx-5x	95001-45001-50M <95001-45003-50M>	4.5	1 3
95001-45xxx-6x	95001-45001-60M <95001-45003-60M> <95001-45008-60M>	4.5	1 3 8
95001-55xxx-2x	95001-55001-50M <95001-55003-50M> <95001-55008-50M>	5.5	1 3 8

Fuel hoses/Tubes			
Standard part No.	Bulk part No.	Bulk part	
		Inner diameter (mm)	Length (m)
95001-55xxx-3x	95001-55001-60M <95001-55003-60M> <95001-55008-60M>	5.5	1 3 8
95001-55xxx-4x	95001-55001-60M <95001-55003-60M> <95001-55008-60M>	5.5	1 3 8
95001-55xxx-5x	95001-55001-50M <95001-55003-50M> <95001-55008-50M>	5.5	1 3 8
95001-55xxx-6x	95001-55001-60M <95001-55003-60M> <95001-55008-60M>	5.5	1 3 8
95001-75xxx-2x	95001-75001-50M <95001-75003-50M>	7.5	1 3
95001-75xxx-3x	95001-75001-60M <95001-75003-60M> <95001-75008-60M>	7.5	1 3 8
95001-75xxx-4x	95001-75001-60M <95001-75003-60M> <95001-75008-60M>	7.5	1 3 8
95001-75xxx-5x	95001-75001-50M <95001-75003-50M>	7.5	1 3
95001-75xxx-6x	95001-75001-60M <95001-75003-60M> <95001-75008-60M>	7.5	1 3 8
95001-80xxx-2x	95001-80001-50M	8.0	1
95001-80xxx-3x	95001-80001-60M	8.0	1
95001-80xxx-4x	95001-80001-60M	8.0	1
95001-80xxx-5x	95001-80001-50M	8.0	1
95001-80xxx-6x	95001-80001-60M	8.0	1

Vinyl tube				
Standard part No.	Bulk part No.	Bulk part		
		Inner dia- meter (mm)	Outer dia-meter (mm)	Length (m)
95003-01xxx-3x	95003-01001-60M <95003-01003-60M>	2.9	6.8	1 3
95003-01xxx-60	95003-01001-60M <95003-01003-60M>	2.9	6.8	1 3
95003-03xxx-3x	95003-03001-60M <95003-03003-60M>	3.0	6.0	1 3
95003-03xxx-60	95003-03001-60M <95003-03003-60M>	3.0	6.0	1 3
95003-05xxx-3x	95003-05001-60M <95003-05003-60M> <95003-05008-60M>	3.5	6.5	1 3 8
95003-05xxx-60	95003-05001-60M <95003-05003-60M> <95003-05008-60M>	3.5	6.5	1 3 8
95003-07xxx-1x	95003-07001-10M <95003-07003-10M> <95003-07008-10M>	4.0	7.0	1 3 8
95003-07xxx-20	95003-07001-10M <95003-07003-10M> <95003-07008-10M>	4.0	7.0	1 3 8
95003-07xxx-3x	95003-07001-60M <95003-07003-60M> <95003-07008-60M>	4.0	7.0	1 3 8
95003-07xxx-60	95003-07001-60M <95003-07003-60M> <95003-07008-60M>	4.0	7.0	1 3 8
95003-07xxx-7x	95003-07001-70M <95003-07003-70M> <95003-07008-70M>	4.0	7.0	1 3 8
95003-08xxx-1x	95003-08001-10M <95003-08003-10M> <95003-08008-10M>	4.5	6.5	1 3 8
95003-09xxx-3x	95003-09001-60M <95003-09003-60M>	4.5	8.0	1 3
95003-09xxx-60	95003-09001-60M <95003-09003-60M>	4.5	8.0	1 3
95003-10xxx-1x	95003-10001-10M <95003-10003-10M>	5.0	8.0	1 3
95003-10xxx-20	95003-10001-10M <95003-10003-10M>	5.0	8.0	1 3
95003-10xxx-3x	95003-10001-60M <95003-10003-60M>	5.0	8.0	1 3
95003-10xxx-60	95003-10001-60M <95003-10003-60M>	5.0	8.0	1 3
95003-11xxx-3x	95003-11001-60M <95003-11003-60M> <95003-11008-60M>	5.0	9.0	1 3 8
95003-11xxx-60	95003-11001-60M <95003-11003-60M> <95003-11008-60M>	5.0	9.0	1 3 8
95003-12xxx-1x	95003-12001-10M <95003-12003-10M> <95003-12008-10M>	5.0	7.0	1 3 8
95003-12xxx-20	95003-12001-10M <95003-12003-10M> <95003-12008-10M>	5.0	7.0	1 3 8

Vinyl tube				
Standard part No.	Bulk part No.	Bulk part		
		Inner dia- meter (mm)	Outer dia-meter (mm)	Length (m)
95003-14xxx-1x	95003-14001-10M <95003-14003-10M>	6.0	9.0	1 3
95003-14xxx-20	95003-14001-10M <95003-14003-10M>	6.0	9.0	1 3
95003-14xxx-3x	95003-14001-60M <95003-14003-60M>	6.0	9.0	1 3
95003-17xxx-1x	95003-17001-10M <95003-17003-10M>	7.0	9.0	1 3
95003-19xxx-1x	95003-19001-10M <95003-19003-10M> <95003-19008-10M>	7.0	11.0	1 3 8
95003-19xxx-20	95003-19001-10M <95003-19003-10M> <95003-19008-10M>	7.0	11.0	1 3 8
95003-19xxx-3x	95003-19001-60M <95003-19003-60M> <95003-19008-60M>	7.0	11.0	1 3 8
95003-19xxx-60	95003-19001-60M <95003-19003-60M> <95003-19008-60M>	7.0	11.0	1 3 8
95003-21xxx-1x	95003-21001-10M <95003-21003-10M>	8.0	9.0	1 3
95003-21xxx-20	95003-21001-10M <95003-21003-10M>	8.0	9.0	1 3
95003-23xxx-1x	95003-23001-10M <95003-23003-10M>	8.0	12.0	1 3
95003-23xxx-20	95003-23001-10M <95003-23003-10M>	8.0	12.0	1 3
95003-23xxx-3x	95003-23001-60M <95003-23003-60M> <95003-23008-60M>	8.0	12.0	1 3 8
95003-23xxx-60	95003-23001-60M <95003-23003-60M> <95003-23008-60M>	8.0	12.0	1 3 8
95003-25xxx-1x	95003-25001-10M <95003-25003-10M>	9.0	11.0	1 3
95003-25xxx-20	95003-25001-10M <95003-25003-10M>	9.0	11.0	1 3
95003-25xxx-3x	95003-25001-60M <95003-25003-60M>	9.0	11.0	1 3
95003-25xxx-7x	95003-25001-70M <95003-25003-70M>	9.0	11.0	1 3
95003-27xxx-1x	95003-27001-10M <95003-27003-10M>	9.0	13.0	1 3
95003-27xxx-20	95003-27001-10M <95003-27003-10M>	9.0	13.0	1 3
95003-27xxx-3x	95003-27001-60M <95003-27003-60M>	9.0	13.0	1 3
95003-27xxx-60	95003-27001-60M <95003-27003-60M>	9.0	13.0	1 3
95003-33xxx-1x	95003-33001-10M <95003-33003-10M>	10.0	14.0	1 3
95003-33xxx-20	95003-33001-10M <95003-33003-10M>	10.0	14.0	1 3

Vinyl tube				
Standard part No.	Bulk part No.	Bulk part		
		Inner dia- meter (mm)	Outer dia-meter (mm)	Length (m)
95003-36xxx-1x	95003-36001-10M <95003-36003-10M> <95003-36008-10M>	11.0	13.0	1 3 8
95003-36xxx-20	95003-36001-10M <95003-36003-10M> <95003-36008-10M>	11.0	13.0	1 3 8
95003-37xxx-3x	95003-37001-60M <95003-37003-60M>	11.0	15.0	1 3
95003-37xxx-60	95003-37001-60M <95003-37003-60M>	11.0	15.0	1 3
95003-38xxx-1x	95003-38001-10M <95003-38003-10M>	12.0	13.0	1 3
95003-38xxx-20	95003-38001-10M <95003-38003-10M>	12.0	13.0	1 3
95003-39xxx-1x	95003-39001-10M <95003-39003-10M>	12.0	14.0	1 3
95003-39xxx-20	95003-39001-10M <95003-39003-10M>	12.0	14.0	1 3
95003-40xxx-20	95003-40001-10M <95003-40003-10M>	12.0	16.0	1 3
95003-40xxx-3x	95003-40001-60M <95003-40003-60M>	12.0	16.0	1 3
95003-40xxx-60	95003-40001-60M <95003-40003-60M>	12.0	16.0	1 3
95003-43xxx-1x	95003-43001-10M <95003-43003-10M> <95003-43008-10M>	13.0	15.0	1 3 8
95003-43xxx-20	95003-43001-10M <95003-43003-10M> <95003-43008-10M>	13.0	15.0	1 3 8
95003-45xxx-1x	95003-45001-10M <95003-45003-10M> <95003-45008-10M>	14.0	18.0	1 3 8
95003-45xxx-20	95003-45001-10M <95003-45003-10M> <95003-45008-10M>	14.0	18.0	1 3 8
95003-50xxx-1x	95003-50001-10M <95003-50003-10M>	16.0	19.0	1 3
95003-50xxx-20	95003-50001-10M <95003-50003-10M>	16.0	19.0	1 3
95003-50xxx-3x	95003-50001-60M <95003-50003-60M>	16.0	19.0	1 3
95003-55xxx-1x	95003-55001-10M <95003-55003-10M>	17.5	20.5	1 3
95003-55xxx-20	95003-55001-10M <95003-55003-10M>	17.5	20.5	1 3
95003-60xxx-1x	95003-60001-10M <95003-60003-10M>	22.0	27.0	1 3
95003-60xxx-20	95003-60001-10M <95003-60003-10M>	22.0	27.0	1 3
95003-60xxx-3x	95003-60001-60M <95003-60003-60M>	22.0	27.0	1 3
95003-60xxx-60	95003-60001-60M <95003-60003-60M>	22.0	27.0	1 3

General purpose hoses			
Standard part No.	Bulk part No.	Bulk part	
		Inner diameter (mm)	Length (m)
95005-11xxx-3x	95005-11001-30M	11.0	1
95005-11xxx-5x	95005-11001-50M	11.0	1
95005-12xxx-1x	95005-12001-10M <95005-12003-10M>	12.0	1 3
95005-12xxx-2x	95005-12001-20M	12.0	1
95005-12xxx-3x	95005-12001-30M	12.0	1
95005-12xxx-5x	95005-12001-50M	12.0	1
95005-14xxx-1x	95005-14001-10M	14.0	1
95005-14xxx-2x	95005-14001-20M <95005-14003-20M>	14.0	1 3
95005-14xxx-3x	95005-14001-30M	14.0	1
95005-14xxx-5x	95005-14001-50M	14.0	1
95005-17xxx-1x	95005-17001-10M	17.0	1
95005-17xxx-2x	95005-17001-20M	17.0	1
95005-17xxx-3x	95005-17001-30M	17.0	1
95005-17xxx-5x	95005-17001-50M	17.0	1
95005-30xxx-3x	95005-30001-30M	3.0	1
95005-30xxx-5x	95005-30001-50M	3.0	1
95005-35xxx-1x	95005-35001-10M <95005-35003-10M> <95005-35008-10M>	3.5	1 3 8
95005-35xxx-2x	95005-35001-20M	3.5	1
95005-35xxx-3x	95005-35001-30M	3.5	1
95005-35xxx-4x	95005-35001-10M <95005-35003-10M> <95005-35008-10M>	3.5	1 3 8
95005-35xxx-5x	95005-35001-50M	3.5	1
95005-45xxx-1x	95005-45001-10M <95005-45003-10M> <95005-45008-10M>	4.5	1 3 8
95005-45xxx-2x	95005-45001-20M	4.5	1
95005-45xxx-3x	95005-45001-30M	4.5	1

General purpose hoses			
Standard part No.	Bulk part No.	Bulk part	
		Inner diameter (mm)	Length (m)
95005-45xxx-4x	95005-45001-10M <95005-45003-10M> <95005-45008-10M>	4.5	1 3 8
95005-45xxx-5x	95005-45001-50M	4.5	1
95005-50xxx-3x	95005-50001-30M <95005-50003-30M>	5.0	1 3
95005-50xxx-5x	95005-50001-50M	5.0	1
95005-55xxx-1x	95005-55001-10M <95005-55003-10M> <95005-55008-10M>	5.3	1 3 8
95005-55xxx-2x	95005-55001-20M <95005-55003-20M>	5.3	1 3
95005-55xxx-4x	95005-55001-10M <95005-55003-10M> <95005-55008-10M>	5.3	1 3 8
95005-65xxx-1x	95005-65001-10M <95005-65003-10M>	6.5	1 3
95005-65xxx-2x	95005-65001-20M	6.5	1
95005-70xxx-3x	95005-70001-30M <95005-70003-30M>	7.0	1 3
95005-70xxx-5x	95005-70001-50M	7.0	1
95005-75xxx-1x	95005-75001-10M <95005-75003-10M>	7.3	1 3
95005-75xxx-2x	95005-75001-20M	7.3	1
95005-80xxx-1x	95005-80001-10M <95005-80003-10M>	8.0	1 3
95005-80xxx-2x	95005-80001-20M	8.0	1
95005-80xxx-3x	95005-80001-30M	8.0	1
95005-80xxx-5x	95005-80001-50M	8.0	1
95005-91xxx-3x	95005-91001-30M	12.0	1
95005-91xxx-5x	95005-91001-50M	12.0	1
95005-92xxx-3x	95005-92001-30M	12.0	1
95005-92xxx-5x	95005-92001-50M	12.0	1

NOTE: X is displayed to represent the omitted numerals and letters of the roman alphabet.

⊙ **CAUTION: It is DANGEROUS to confuse the fuel hose with the general purpose hose or vinyl hose.**

Never use a general purpose hose or vinyl hose in place of a fuel hose or vice versa. Always use the correct bulk part in the parts catalogue, according to the service manual or the instructions issued with the bulk part.

• Bulk part number of fuel hose, general purpose hose and vinyl hose.

(Example)

9 5 0 0 1 - 7 5 0 0 1 - 5 0 M

Bulk part number: Refers to the bulk part.

Marking code (hose type): (fuel hose and general purpose hose)

Change code (for added hose): (Vinyl hose)

- Indicates number mark or change sequence, however, the code for the bulk part must be strictly 0 (zero).

Types of code:

- Fuel hose
  - 2: Red outside braid (3 mm inside dia. only)
  - 5: Black inside braid
  - 3: Red (3 mm inside dia. only)
  - 4: Ash gray with red stripe (3 mm inside dia. only)
  - 6: Black
- Vinyl hose
  - 1: Clear
  - 2: Black
  - 3: Light red
  - 6: Light red
  - 7: Pale black
- General hose
  - 1: Ash gray
  - 2: Ash gray
  - 3: Black
  - 5: Black

Lengths: 001: 1 m (standard)  
003: 3 m  
008: 8 m

I.D code: (fuel hose and general purpose hose)

- 30: 3.0 mm
- 35: 3.5 mm
- 45: 4.5 mm
- 50: 5.0 mm
- 55: 5.3 mm, 5.5 mm
- 65: 6.5 mm
- 70: 7.0 mm
- 75: 7.3 mm, 7.5 mm
- 80: 8.0 mm
- 11: 11 mm
- 91: 12 mm (outside dia. 15) mm
- 92: 12 mm (outside dia. 16) mm
- 12: 12 mm (outside dia. 17) mm
- 14: 14 mm
- 17: 17 mm

ID./OD. code: (vinyl hose)

- 01: ID. 2.9, OD. 6.8 mm
- 03: ID. 3.0, OD. 6.0 mm
- 05: ID. 3.5, OD. 6.5 mm
- 07: ID. 4.0, OD. 7.0 mm
- 08: ID. 4.5, OD. 6.5 mm
- 09: ID. 4.5, OD. 8.0 mm
- 12: ID. 5.0, OD. 7.0 mm
- 10: ID. 5.0, OD. 8.0 mm
- 11: ID. 5.0, OD. 9.0 mm
- 14: ID. 6.0, OD. 9.0 mm
- 17: ID. 7.0, OD. 9.0 mm
- 19: ID. 7.0, OD. 11.0 mm
- 21: ID. 8.0, OD. 9.0 mm
- 23: ID. 8.0, OD. 12.0 mm
- 25: ID. 9.0, OD. 11.0 mm
- 27: ID. 9.0, OD. 13.0 mm
- 33: ID. 10.0, OD. 14.0 mm
- 36: ID. 11.0, OD. 13.0 mm
- 37: ID. 11.0, OD. 15.0 mm
- 38: ID. 12.0, OD. 13.0 mm
- 39: ID. 12.0, OD. 14.0 mm
- 40: ID. 12.0, OD. 16.0 mm
- 43: ID. 13.0, OD. 15.0 mm
- 45: ID. 14.0, OD. 18.0 mm
- 50: ID. 16.0, OD. 19.0 mm
- 55: ID. 17.5, OD. 20.5 mm
- 60: ID. 22.0, OD. 27.0 mm

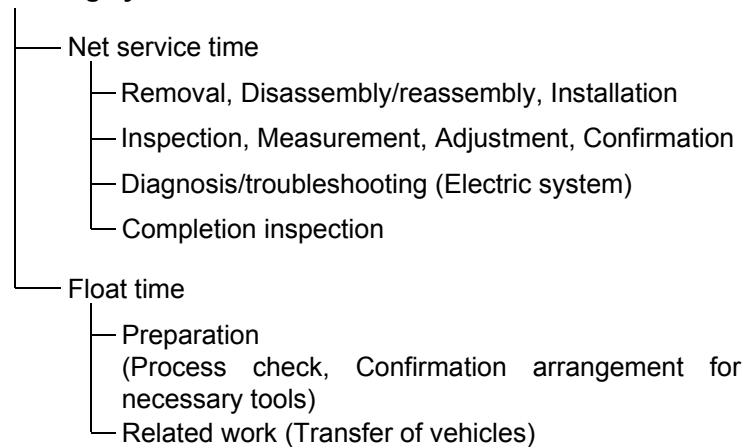
Hose type: 1: Fuel hose  
3: Vinyl hose  
5: General hose



## FLAT RATE SERVICE TIME

Flat rate service time (FRT) means the standard time required to service a MC, which is listed in this manual to help the dealers control the actual working process and calculate the service charge by using it as a guide.

### FRT setting system



\* Float time is set by multiplying the net service time by a given coefficient.

### Editorial style

The service items shown in the text are listed with the exchange work time for the repair sales parts as the subject. Other representative service items not using repair parts (removal/installation, adjustment, inspection/measuring, and other work) are listed collectively in the list in the preface, classified according to the work.

### FRT setting standard

- Decimal system (in unit of 0.1) is adopted to set FRT as it is convenient to calculate the wage.  
Example: (0.1) → 6 minutes, (0.2) → 12 minutes  
[Labor cost per hour] x [FRT] = [Wage]
- FRT is set with a hand tool.
- Service items and FRT can be subject to change depending on development of tools and service equipment and improvement in service procedure.

**Work procedure**

- As the work procedure is set with the work time according to the method in the separate Service Manual, refer to this Manual as required.
- Work methods permitting servicing in the shortest time still permitting assurance of safe work and product warranty are used for the setting of service items not listed in the Service Manual.
- Work basically is to be performed by one person, and when two or more people are required, setting is done as the total time for the number of people.
- The set value for the technological level of the workers uses a person with three years of experience in the repair of Honda vehicles as the standard.
- Special tools and service equipment used to set FRT are those specified or recommended in Service Manual.

**Service item whose FRT is not presented**

- Accessories and service parts that are not listed to use in this manual.
  - Locations with little aging deterioration or breakage during normal use.
  - Service work that can be finished by one touch.
  - Service work that is seldom done (i.e. extremely small causes of trouble and service frequency).
- \* When FRT is not presented, please calculate wages based on appropriate actual work time

**Operation not included of FRT**

- Oil and coolant water draining, Waiting time for warming up operation and etc..
- Additional operation that involves removal/installation of standard exterior equipment.
- Indirect time spent for service by visiting the customer, trade-in, and delivery of a MC.
- Indirect time required for ordering and delivery of parts.
- Cost for grease, adhesive agent, etc. used for service work.



**Explanation of FRT by using an example  
(The example may differ from the actual presented items)**

Ref. No.	L.O.N.	(Relative ref. Number) Description	F.R.T.
①	111118	(1, 3, 4, 7) CAMSHAFT ..... 4.5	②
③	111118A	⑥ • Includes: Valve clearance adjustment Replace rocker arm add ..... 1.0	⑤

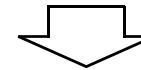
- ① Reference No. of the illustration of part that shows location of the replacement work.
- ② FRT is an abbreviation of Flat Rate Time indicating the standard service time required for the replacement.
- ③ LON is an abbreviation of Labor Operation Number, and it is a classification of the service items by the work unit code.  
  
The same operation code is used regardless of the models.  
  
Standard operation is indicated with 6 digits code, and additional operation is indicated with 7 digits code.
- ④ Indicating the camshaft replacement and FRT4.5.
- ⑤ Indicating FRT1.0 that will be added when additional operation (replace rocker arm) is done in association with camshaft replacement.

- ⑥ Indicating work contents that are included in the service item.
- ⑦ Indicating a reference No. whose operation and time are the same as FRT4.5 for the camshaft.

(The application range is limited to the service items without an LON setting within a same block.)

**How to refer to the service item by using the sample  
(camshaft replacement)**

Open to the page of the block where the camshaft's spare part illustration is shown.



Look for the camshaft illustration, and refer to the service item and FRT that agree with the reference No.

Indication mark for the listing of service items that continues to the following page

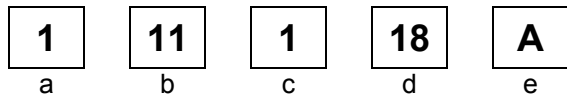
Ref. No.	L.O.N.	(Relative ref. Number) Description	F.R.T.
2	111118	CAMSHAFT .....	4.5
	.	.	.
	.	.	.

+  
Mark indicated at the last line.

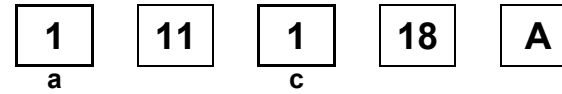
Indication of the block with no setting of FRT

Ref. No.	L.O.N.	(Relative ref. Number) Description	F.R.T.
NO INFORMATION .....			

• LON code system



- a) Category code..... Engine
- b) Location/function code ..... Engine upper
- c) Operation code..... Replace
- d) Operation sequence number (Unit code can be shown with alphabet) ..... camshaft (No regular rule of code)
- e) Additional code ..... replace rocker arm (No regular rule of code)



a) Category codes and classification

Code	Category
1	Engine
2	Transmission
3	Fuel & Exhaust
4	Frame & Body
5	Steering/Suspension
6	Electrical
7	Wheels/Brakes
8	Controls/instrument
9	-
0	-

c) Operation codes and classification

Code	Operation category
1	Replace, Removal/Installation, Change
2	Overhaul
3	Adjust, Balance
4	(Paint-related work: Top-coat)
5	Test, Inspect/diagnose, Measurement, Check
6	(Overhaul-related work: Rebore)
7	(Overhaul-related work: Reseal)
8	(Resurface)
9	(Paint-related work: Refinish)
0	Repair, Cleaning, Air bleeding

Major service items without using spare parts

(1) Removal/Installation, (2) Adjustment,  
(3) Inspection/Masurement, (4) Overhaul, (5) Other work

E: Engine, F: Frame

### \* OPERATIONS OTHER THAN REPLACING PARTS

#### (1) Removal and installation

Set for the configuration with the parts removed from the vehicle.

	LON	DESCRIPTION	FRT
E	1101E5	<b>TILTING ENGINE ASSEMBLY-REMOVAL/INSTALLATION</b> INCLUDES: All necessary adjustment	0.8
	1111K0	<b>CYLINDER HEAD ASSEMBLY-REMOVAL/INSTALLATION</b>	1.2
	3111D6	<b>CARBURETOR ASSEMBLY-REMOVAL/INSTALLATION</b>	0.5
	1101E6	<b>CRANKCASE SEPARATION</b> INCLUDES: Engine removal and installation	2.3

#### (2) Adjustment

	LON	DESCRIPTION	FRT
E	3113A0	<b>CARBURETOR IDLE-ADJUSTMENT</b>	0.1
	2123A0	<b>CLUTCH-ADJUSTMENT</b>	0.1
	6143A1	<b>SPARK PLUG-ADJUSTMENT/CLEANING</b>	0.1
	1113A0	<b>VALVE CLEARANCE-ADJUSTMENT</b> NOTE: For 1 vehicle	0.3
F	6163A0	<b>HEADLIGHT-AIMING</b>	0.1
	2133A0	<b>DRIVE CHAIN-ADJUSTMENT</b>	0.1
	7113A0	<b>FRONT BRAKE-ADJUSTMENT</b> EXCLUDES: Front brake shoe adjustment	0.1
	7113A1	<b>REAR BRAKE-ADJUSTMENT</b> EXCLUDES: Rear brake shoe adjustment	0.1
	3113A3	<b>THROTTLE OPERATION-ADJUSTMENT</b>	0.1

#### (3) Inspection, Measurement

	LON	DESCRIPTION	FRT
E	1115A0	<b>COMPRESSION PRESSURE-MEASUREMENT</b>	0.1
	3115A0	<b>CARBURETOR FLOAT LEVEL-MEASUREMENT</b>	0.8
	6145A0	<b>IGNITION TIMING-INSPECTION</b>	0.2
F	6105A0	<b>BATTERY-CHECKING OF ELECTROLYTE LEVEL &amp; CHARGE</b>	0.2

#### (4) Overhaul

Work condition: The required Measurements, inspections, adjustments, and cleaning/washing of each part are performed, including the main body removal/installation work and the replacement of defective parts.

	LON	DESCRIPTION	FRT
E	311200	<b>CARBURETOR-OVERHAUL</b> INCLUDES: All necessary adjustment	1.1

#### (5) Other work

	LON	DESCRIPTION	FRT
E	1130A1	<b>OIL FILTER SCREEN-CLEANING</b>	0.6
F	3120A0	<b>CLEANER ELEMENT-CLEANING</b>	0.2

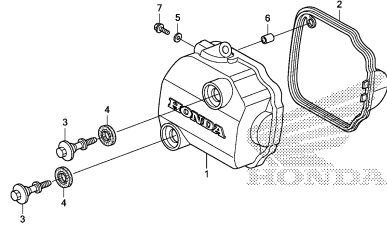
# ENGINE GROUP

C 9

E-1

CYLINDER HEAD COVER

D 1

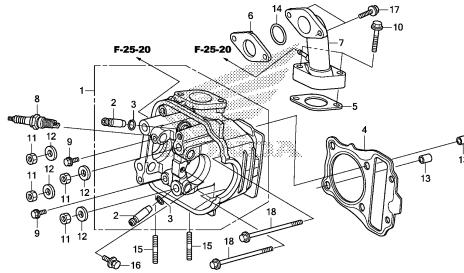


K003E0100

E-2

CYLINDER HEAD

D 2

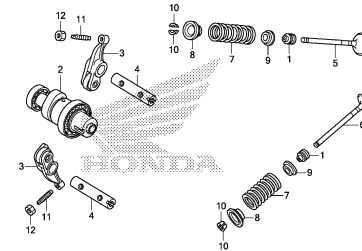


K003E0200

E-3

CAMSHAFT/VALVE

D 3

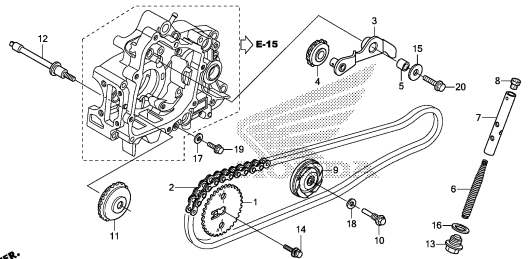


K003E0300

E-4

CAM CHAIN/TENSIONER

D 4

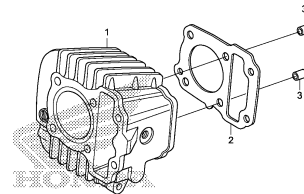


K003E0400

E-5

CYLINDER

D 5

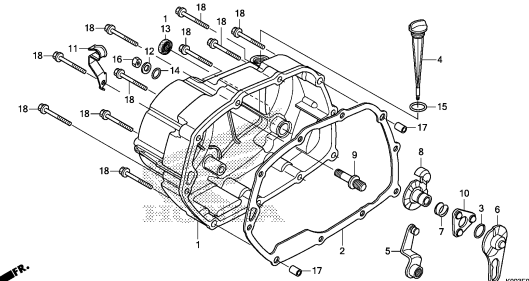


K003E0500

E-6

RIGHT CRANKCASE COVER

D 6

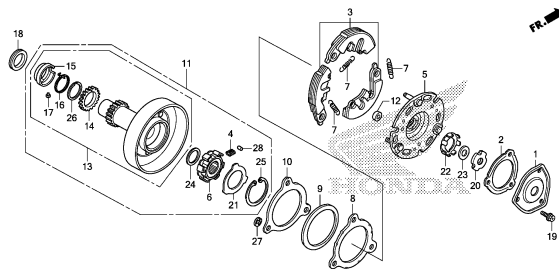


K003E0600

E-7

ONE WAY CLUTCH

D 7

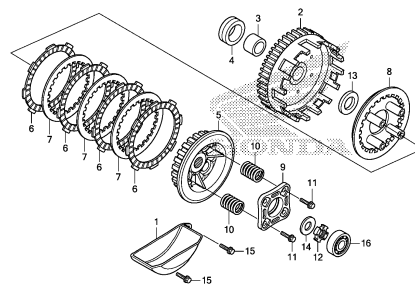


K003E0700

E-8

CLUTCH

D 9

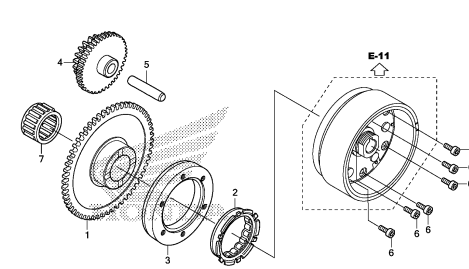


K003E0800

E-9

STARTING CLUTCH

D10



K003E0900

2

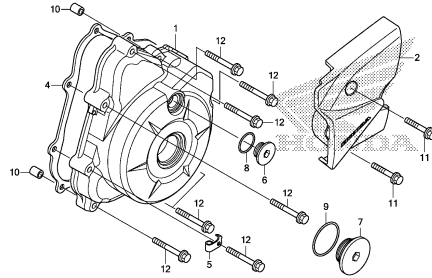
# ENGINE GROUP

C10

E-10

LEFT CRANKCASE COVER

D11

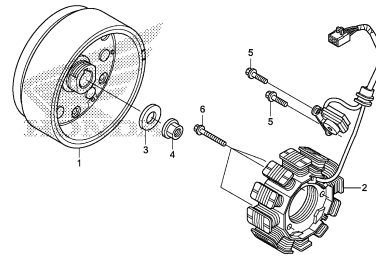


K000E1000

E-11

GENERATOR

D12

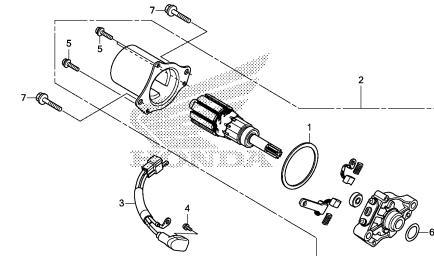


K000E1000

E-13

STARTER MOTOR

D13

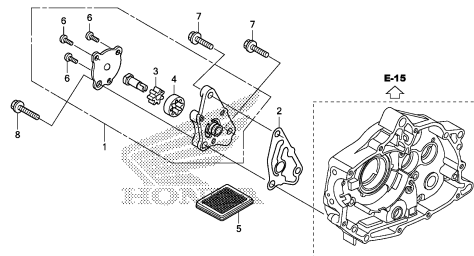


K000E1300

E-14

OIL PUMP

D14

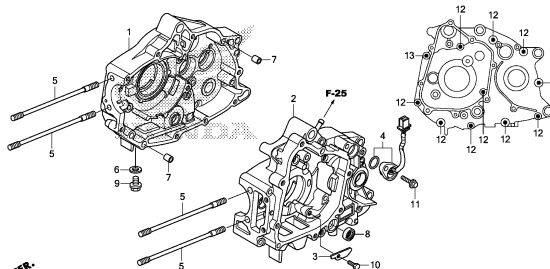


K000E1400

E-15

CRANKCASE

D15

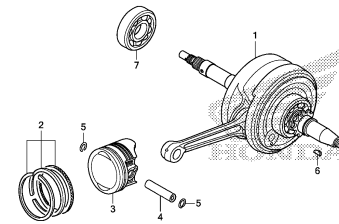


K000E1500

E-16

CRANKSHAFT/PISTON

D16

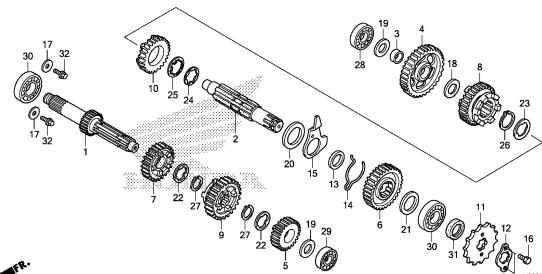


K000E1600

E-17

TRANSMISSION

E 1

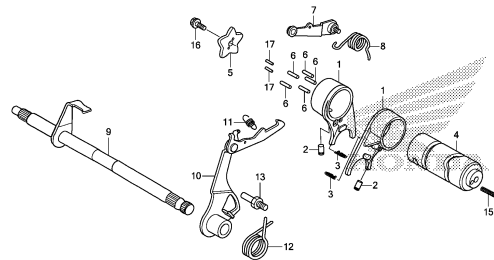


K000E1700

E-19

GEARSHIFT DRUM

E 3

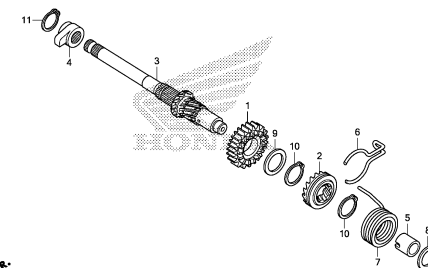


K000E1900

E-20

KICK STARTER SPINDLE

E 4



K000E2000

2

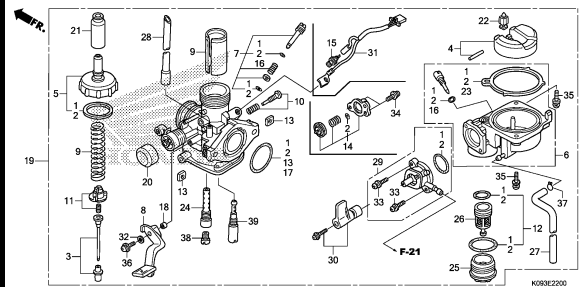
# ENGINE GROUP

C11

E-22

E 5

## CARBURETOR



2

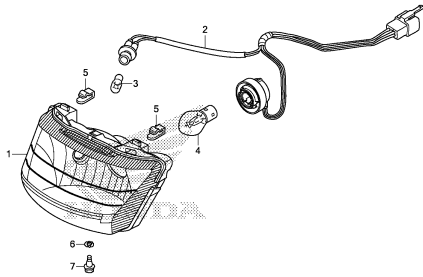
# FRAME GROUP

**C12**

**F-1**

**HEADLIGHT**

**F 1**

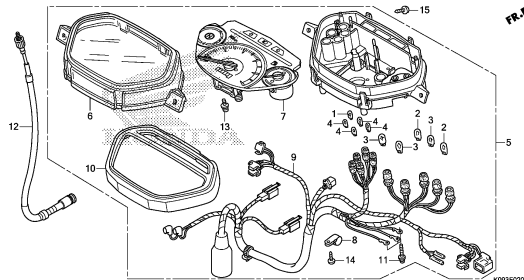


K003F0100

**F-2**

**METER**

**F 2**

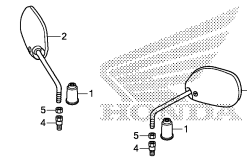


K003F0200

**F-3**

**MIRROR**

**F 3**

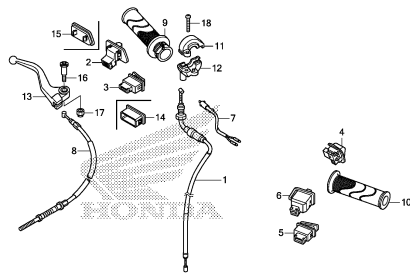


K003F0300

**F-4**

**HANDLE LEVER/SWITCH/CABLE**

**F 4**

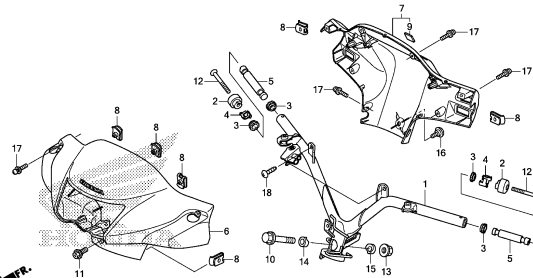


K003F0400

**F-7**

**HANDLE PIPE/HANDLE COVER**

**F 5**

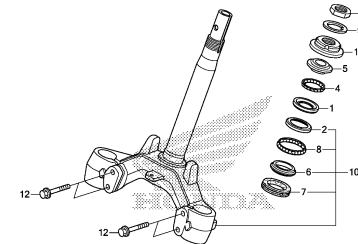


K003F0700

**F-9**

**STEERING STEM**

**F 7**

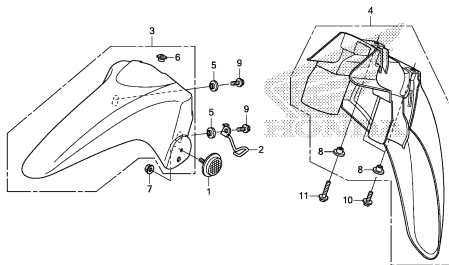


K003F0900

**F-10**

**FRONT FENDER**

**F 8**

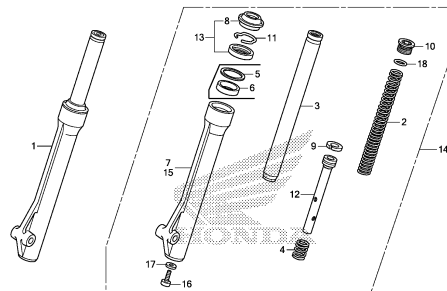


K003F1000A

**F-11**

**FRONT FORK**

**F 9**

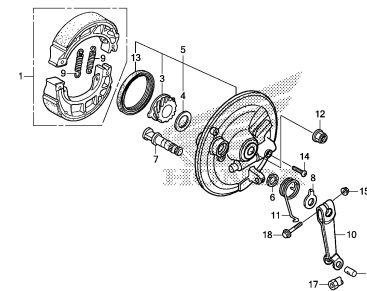


K003F1100

**F-13**

**FRONT BRAKE PANEL**

**F11**



K003F1300

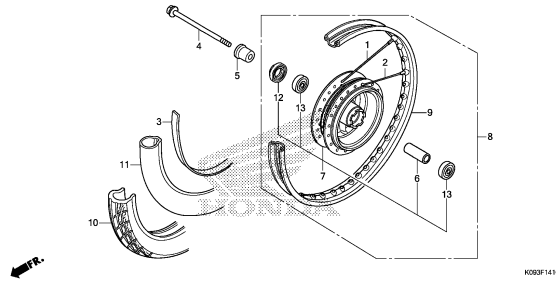
# FRAME GROUP

**C13**

**F-14-10**

**F12**

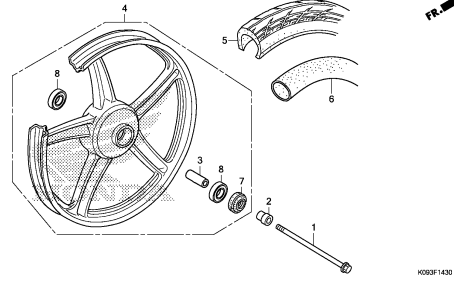
**FRONT WHEEL**  
(AFS1101SH-LA,DK,3DK,3LA,AG,PE,CO)



**F-14-30**

**F13**

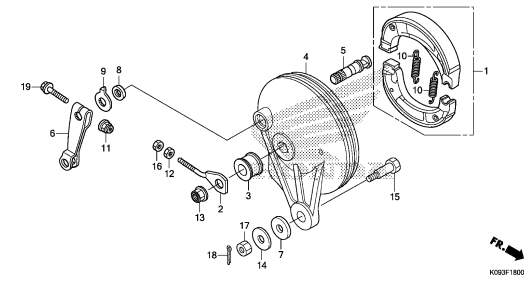
**FRONT WHEEL**(AFS1101SH-2DK)



**F-18**

**F14**

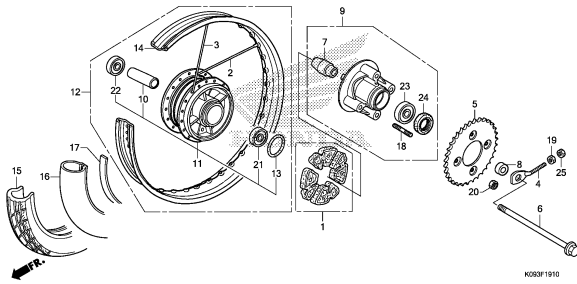
**REAR BRAKE PANEL**



**F-19-10**

**F15**

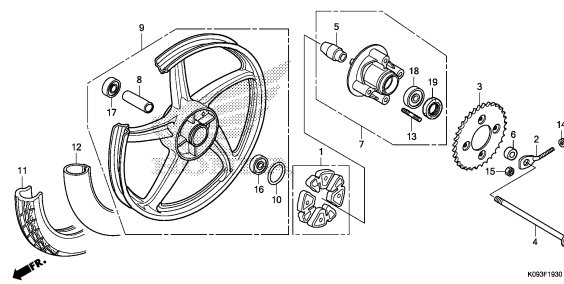
**REAR WHEEL**  
(AFS1101SH-LA,DK,3DK,3LA,AG,PE,CO)



**F-19-30**

**G 1**

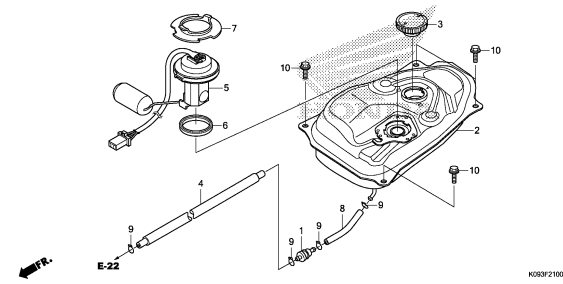
**REAR WHEEL**(AFS1101SH-2DK)



**F-21**

**G 3**

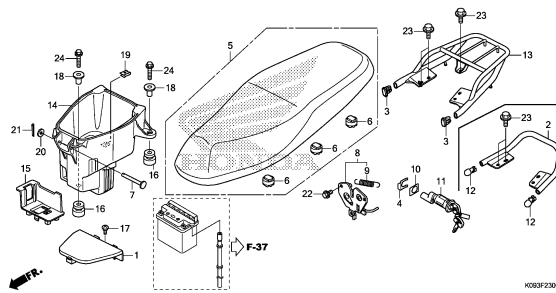
**FUEL TANK**



**F-23**

**G 4**

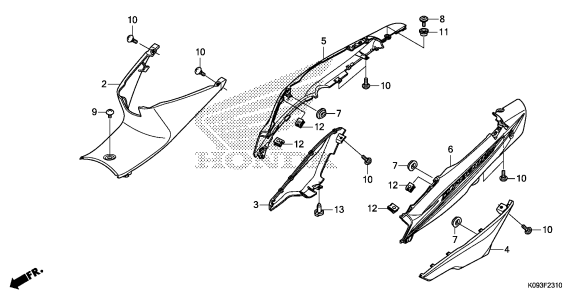
**SEAT/LUGGAGE BOX**



**F-23-10**

**G 6**

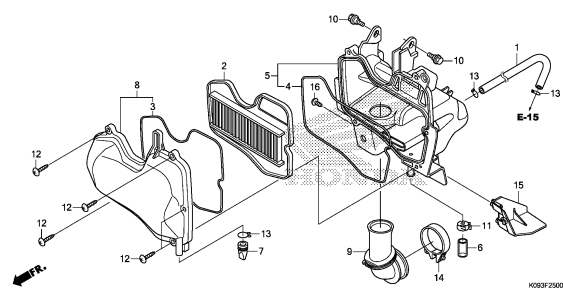
**BODY COVER**



**F-25**

**G 8**

**AIR CLEANER**



**3**



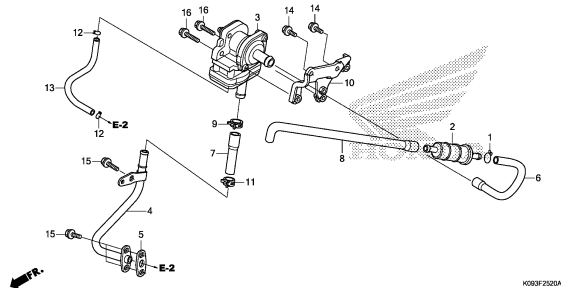
# FRAME GROUP

**C14**

**F-25-20**

**AIR SUCTION VALVE**

**G 9**

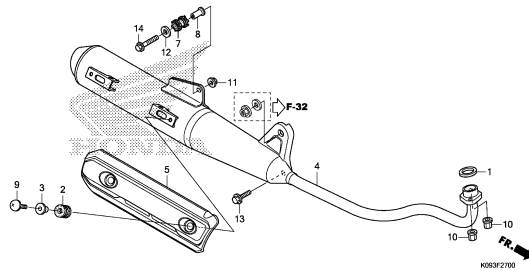


K093F2520A

**F-27**

**EXHAUST MUFFLER**

**G10**

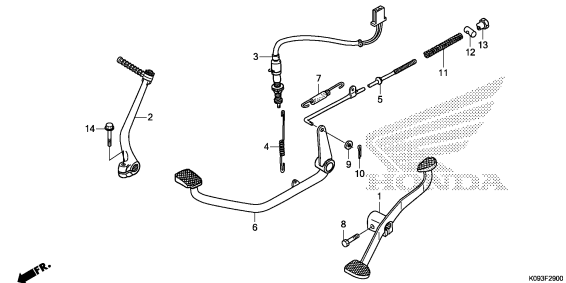


K093F2700

**F-29**

**PEDAL**

**G11**

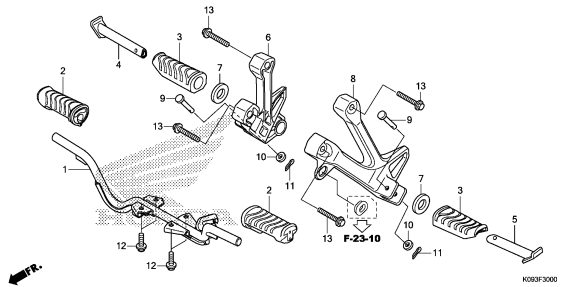


K093F2900

**F-30**

**STEP**

**G12**

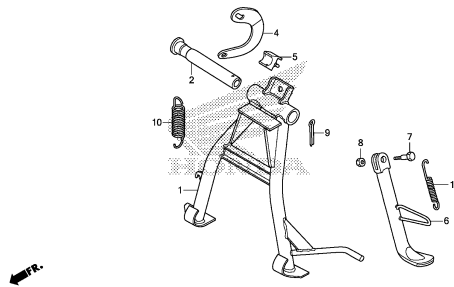


K093F3000

**F-31**

**STAND**

**G13**

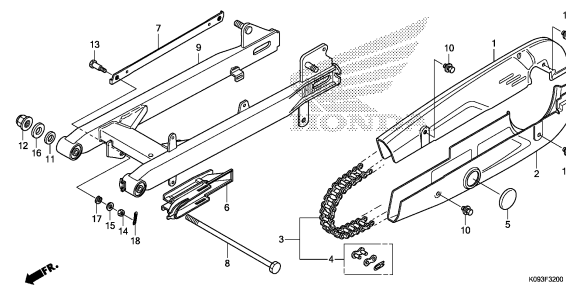


K093F3100

**F-32**

**SWINGARM**

**G14**

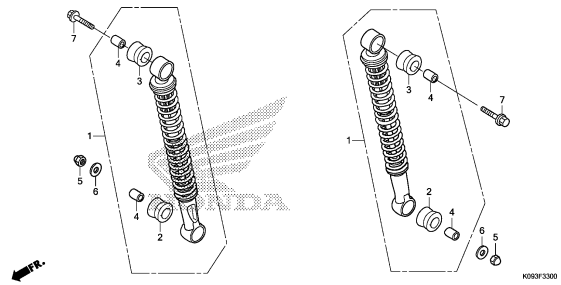


K093F3200

**F-33**

**REAR CUSHION**

**G15**

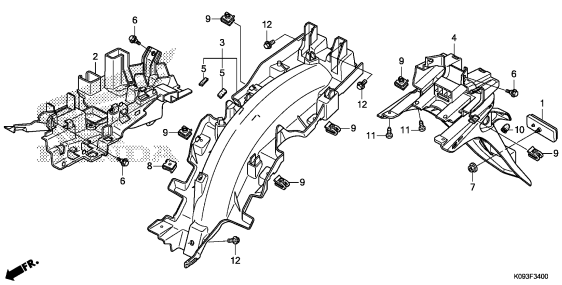


K093F3300

**F-34**

**REAR FENDER**

**G16**

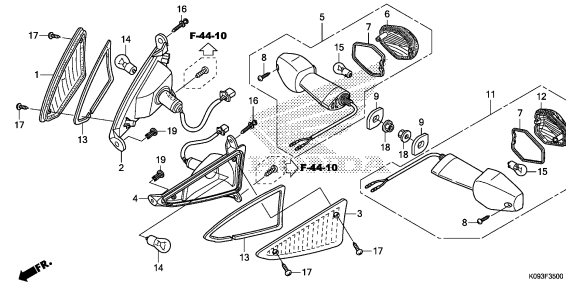


K093F3400

**F-35**

**WINKER**

**H 1**



K093F3500

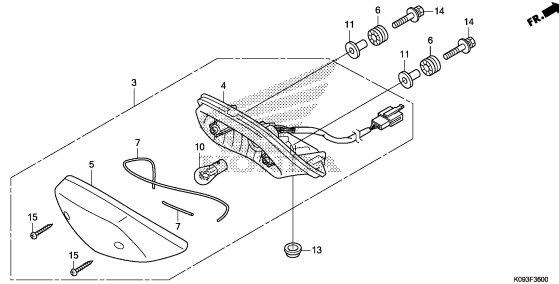
# FRAME GROUP

C15

F-36

TAILLIGHT

H 2

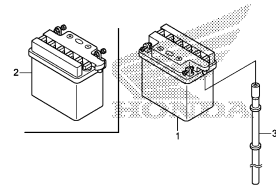


K003F3600

F-37

BATTERY

H 3

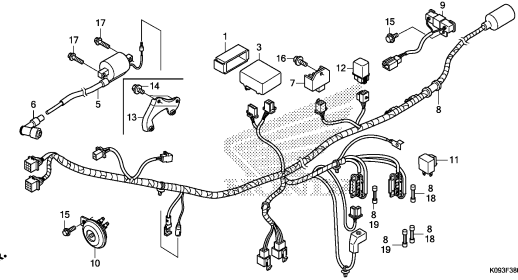


K003F3700

F-38

WIRE HARNESS

H 4

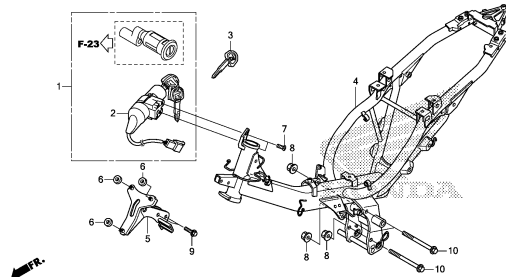


K003F3800

F-39

FRAME BODY

H 5

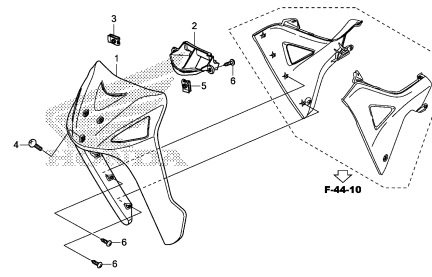


K003F3900

F-44

FRONT COVER

H 6

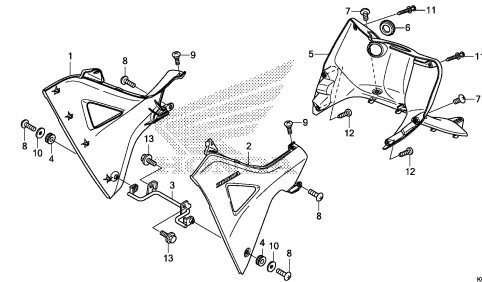


K003F4400

F-44-10

MAIN PIPE COVER

H 7

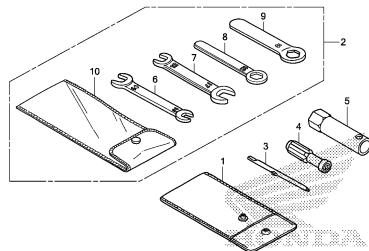


K003F4410

F-48

TOOLS

H 9

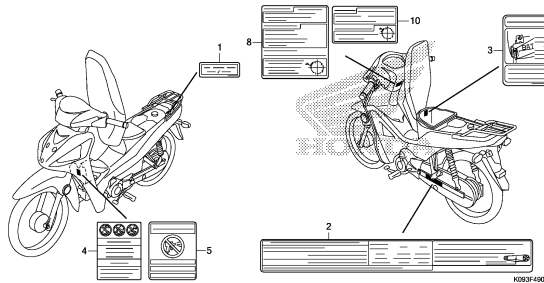


K003F4800

F-49

CAUTION LABEL

H10

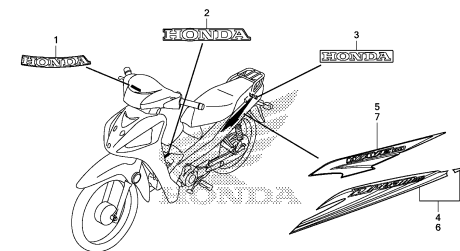


K003F4900

F-50

MARK/STRIPE

H11



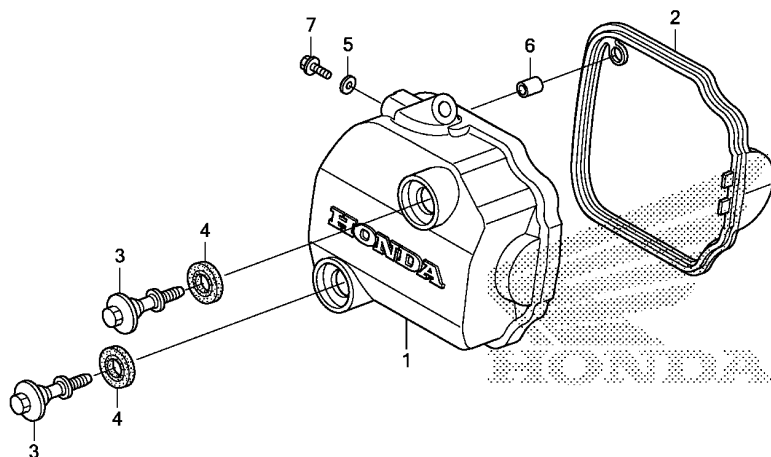
K003F5000

3

E-1

CYLINDER HEAD COVER

D 1

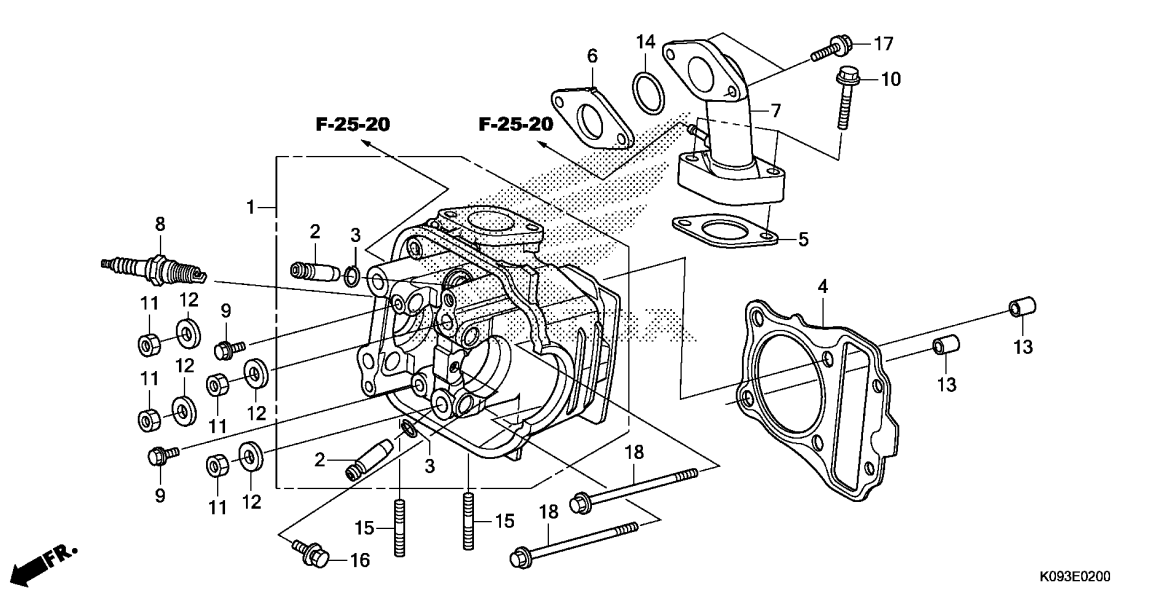


K093E0100

Ref. No.	L.O.N.	(Relative ref. Number) Description	F.R.T.
1	1111C4	COVER, CYLINDER HEAD .....	0.1
2	1111D2	GASKET, CYLINDER HEAD COVER ..	0.1

Ref. No.	Part No.	Description	Reqd. QTY		Serial No.	Parts catalogue code
			AFS1101SH D	E		
1	12310-KWW-C00	COVER COMP., CYLINDER HEAD ..	1	1		
2	12391-K09-C01	GASKET, HEAD COVER .....	1	1		
3	90017-KWW-740	BOLT, HEAD COVER .....	2	2		
4	90401-KWW-C00	MOUNT, RUBBER .....	2	2		
5	90463-KRM-840	WASHER, SEALING, 6.2X12X1.2 ..	1	1		
6	90701-KVR-C00	DOWEL PIN, SPECIAL, 8X14 .....	1	1		
7	96001-06014-00	BOLT, FLANGE, 6X14 .....	1	1		

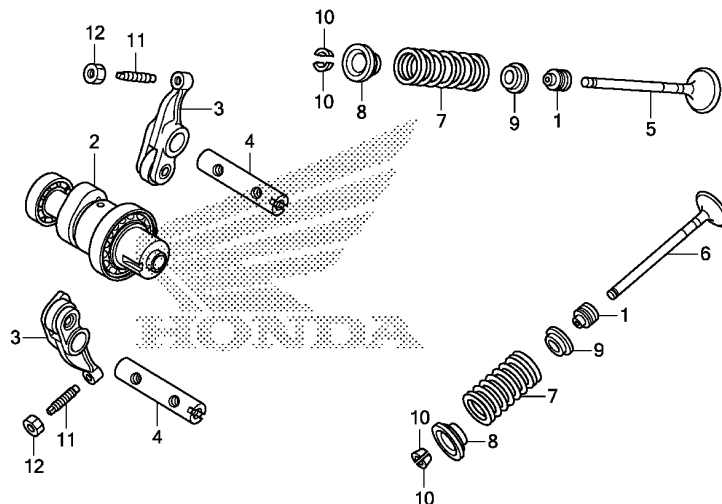
2



Ref. No.	L.O.N.	(Relative ref. Number) Description	F.R.T.
1	111106	HEAD, CYLINDER ..... .INCLUDES: Valve adjust and reface	2.1
2	1111L9	GUIDE, INTAKE VALVE(ONE) ..... .INCLUDES: Reaming .INCLUDES: Valve adjust and reface	2.1
	1111M0	GUIDE, EXHAUST VALVE(ONE) .... .INCLUDES: Reaming .INCLUDES: Valve adjust and reface	2.1
	1111M9	GUIDE, VALVE :FOR 1 VEHICLE .. .INCLUDES: Reaming .INCLUDES: Valve adjust and reface	2.4
4	111115	GASKET, CYLINDER HEAD ..... (14)	1.2
6	311131	INSULATOR, THROTTLE BODY/ CARBURETOR .....	0.4
7	111107	MANIFOLD, INTAKE .....	0.5
8	614130	PLUG, SPARK .....	0.1

Ref. No.	Part No.	Description	Reqd. QTY		Serial No.	Parts catalogue code
			AFS1101SH D	E		
1	12200-K09-D00	HEAD COMP., CYLINDER .....	1	1	----- 2DK,3DK,AG,DK,LA	
	12200-K09-C00	.....	1	1	----- 3LA,CO,PE	
2	12204-K09-305	GUIDE, VALVE(O.S.) .....	2	2		
3	12206-KPL-900	CLIP, VALVE GUIDE .....	2	2		
4	12251-KWB-601	GASKET, CYLINDER HEAD .....	1	1		
5	16201-KWB-920	GASKET, CARBURETOR INSULATOR	1	1		
6	16211-KPH-900	INSULATOR, CARBURETOR .....	1	1		
7	17111-K09-D00	PIPE, INLET .....	1	1	----- 2DK,3DK,AG,DK,LA	
	17110-K09-M00	PIPE COMP., INLET .....	1	1	----- 3LA,CO,PE	
8	31916-KWB-601	PLUG, SPARK(CPR6EA-9S)(NGK) .	1	1		
9	90002-KWB-600	BOLT, FLANGE, 5X12 .....	2	2		
10	90004-GHB-690	BOLT, FLANGE, 6X32(NSHF) ....	2	2		
11	90201-GCC-000	NUT, HEX., 7MM .....	4	4		
12	90402-KWW-740	WASHER, 7.2X16X2.5 .....	4	4		
13	90701-KVR-C00	DOWEL PIN, SPECIAL, 8X14 ....	2	2		
14	91304-KVR-C00	O-RING, 25X2.4 .....	1	1		
15	92900-08032-0E	BOLT, STUD, 8X32 .....	2	2		
16	93404-06012-00	BOLT-WASHER, 6X12 .....	1	1		
17	96001-06022-00	BOLT, FLANGE, 6X22 .....	2	2		
18	96001-06100-00	BOLT, FLANGE, 6X100 .....	2	2		





K093E0300

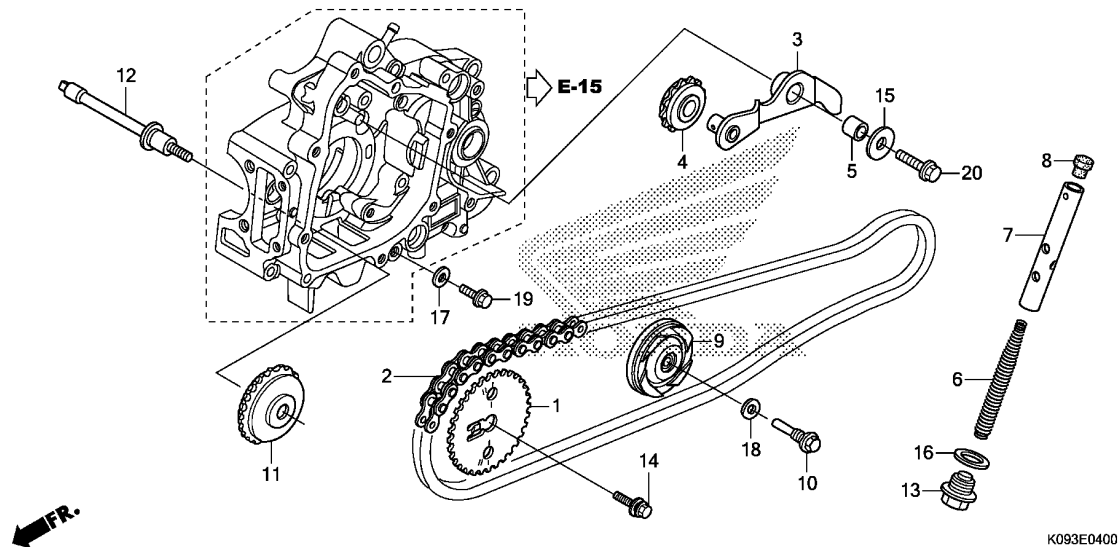
Ref. No.	L.O.N.	(Relative ref. Number) Description	F.R.T.
2	111118	CAMSHAFT ..... .INCLUDES: Valve adjustment (4)	1.2
3	1111K8	ARM, INTAKE VALVE ROCKER(ONE) .INCLUDES: Valve adjustment	1.4
	1111K9	ARM, EXHAUST VALVE ROCKER(ONE) .INCLUDES: Valve adjustment	1.4
	1111L8	ARM, VALVE ROCKER :FOR 1 VEHICLE .....	1.4
		.INCLUDES: Valve adjustment	
5	1111N0	VALVE, INTAKE(ONE) .....	1.7
		.INCLUDES: Refacing	
6	1111N1	VALVE, EXHAUST(ONE) .....	1.7
		.INCLUDES: Refacing	
	1111P0	VALVE :FOR 1 VEHICLE .....	1.9
		.INCLUDES: Refacing	
7	1111P2	INTAKE VALVE SPRING AND/OR STEM SEAL(ONE) .....	1.5
	1111P3	EXHAUST VALVE SPRING AND/OR STEM SEAL(ONE) .....	1.5
	1111Q2	VALVE SPRING AND/OR STEM SEAL :FOR 1 VEHICLE .....	1.6

Ref. No.	Part No.	Description	Reqd. QTY		Serial No.	Parts catalogue code
			AFS1101SH D	E		
1	12209-GB4-682	SEAL, VALVE STEM(ARAI) .....	2	2		
2	14100-K09-D00	CAMSHAFT COMP. ....	1	1		
3	14430-K09-C00	ARM COMP., IN. VALVE ROCKER ..	2	2		
4	14451-KVB-S50	SHAFT, ROCKER ARM .....	2	2		
5	14711-KWB-600	VALVE, IN. ....	1	1		
6	14721-KVY-900	VALVE, EX. ....	1	1		
7	14751-KWW-C00	SPRING, VALVE .....	2	2		
8	14771-GB4-680	RETAINER, VALVE SPRING .....	2	2		
9	14775-KVY-900	SEAT, VALVE SPRING .....	2	2		
10	14781-MA6-000	COTTER, VALVE .....	4	4		
11	90012-KYY-900	SCREW, TAPPET ADJUSTING .....	2	2		
12	90206-001-000	NUT, TAPPET ADJUSTING .....	2	2		

E-4

CAM CHAIN/TENSIONER

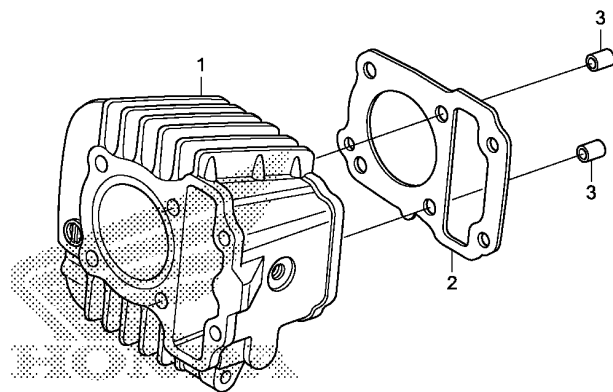
D 4



Ref. No.	L.O.N.	(Relative ref. Number) Description	F.R.T.
1	1111Q4	SPROCKET, CAM .....	0.6
2	110140	CHAIN, CAM .....	2.0
3	111151	ARM, CAM CHAIN TENSIONER .....	0.6
4	111148	ROLLER(S), CAM CHAIN TENSIONER (6,8)	0.6
7	1111Q3	ROD, CAM CHAIN TENSIONER PUSH	0.3
9	1111G4	ROLLER, CAM CHAIN GUIDE .....	1.3
11	1111J0	SPROCKET, CAM CHAIN GUIDE .... .INCLUDES: Engine removal and installation	2.4
12	1111V3	BOLT, CAM CHAIN GUIDE ROLLER . .INCLUDES: Engine removal and installation	2.4

Ref. No.	Part No.	Description	Reqd. QTY		Serial No.	Parts catalogue code
			AFS1101SH D	E		
1	14321-KYY-900	SPROCKET, CAM(32T) .....	1	1		
2	14401-KYY-901	CHAIN, CAM(90L) .....	1	1		
3	14500-KZV-J01	ARM COMP., CAM CHAIN TENSIONER	1	1		
4	14502-KZV-J00	ROLLER, CAM CHAIN TENSIONER -	1	1		
5	14531-KWS-900	COLLAR, CAM CHAIN TENSIONER -	1	1		
6	14541-KVR-C00	SPRING, TENSIONER .....	1	1		
7	14550-KVR-C00	ROD COMP., TENSIONER PUSH ...	1	1		
8	14561-096-000	HEAD, CAM CHAIN TENSIONER PUSH ROD	1	1		
9	14610-KWB-600	ROLLER COMP., CAM CHAIN GUIDE	1	1		
10	14615-KFL-850	PIN, GUIDE ROLLER .....	1	1		
11	14670-KWW-C00	SPROCKET COMP., CAM CHAIN GUIDE(23T)	1	1		
12	14675-KWW-740	SPINDLE, CAM CHAIN GUIDE SPROCKET	1	1		
13	90081-KVR-C00	BOLT, SEALING, 14MM .....	1	1		
14	90082-KYY-900	BOLT, WASHER, 8X22 .....	1	1		
15	90404-KWW-740	WASHER, 8.5X26X2.3 .....	1	1		
16	90441-KVR-C00	WASHER, SEALING, 14MM .....	1	1		
17	90463-KRM-840	WASHER, SEALING, 6.2X12X1.2 -	1	1		
18	90475-KWB-600	WASHER, 8MM .....	1	1		
19	95701-06018-00	BOLT, FLANGE, 6X18 .....	1	1		
20	95701-08025-00	BOLT, FLANGE, 8X25 .....	1	1		

2



FR.

K093E0500

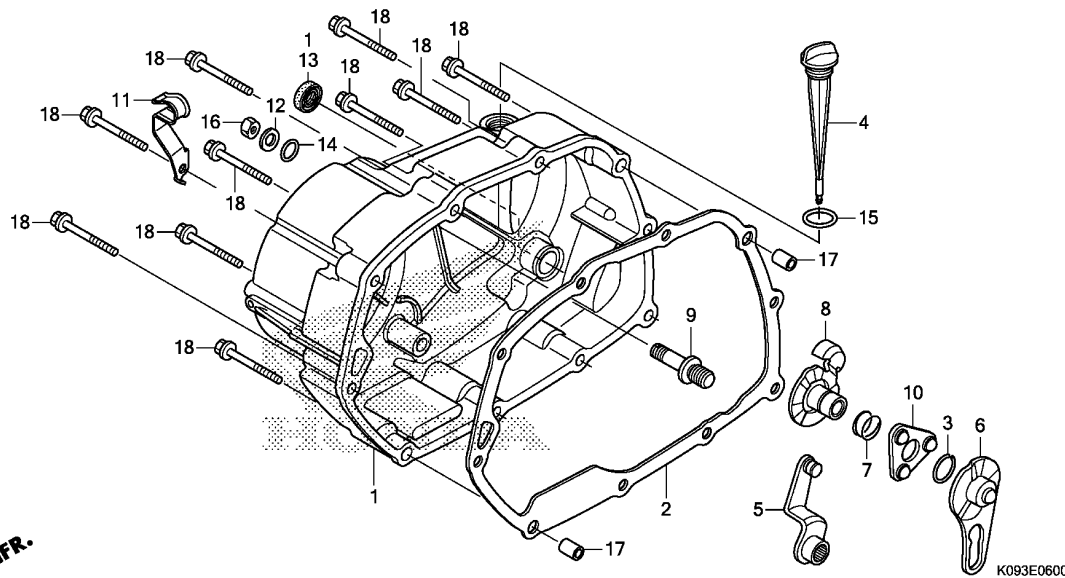
Ref. No.	L.O.N.	(Relative ref. Number) Description	F.R.T.
1	1111A5	CYLINDER .....	1.5
2	111102	GASKET, CYLINDER .....	1.4

Ref. No.	Part No.	Description	Reqd. QTY		Serial No.	Parts catalogue code
			AFS1101SH D	E		
1	12100-K03-C00	CYLINDER COMP. ....	1	1		
2	12191-KWB-920	GASKET, CYLINDER .....	1	1		
3	90701-KVR-C00	DOWEL PIN, SPECIAL, 8X14 .....	2	2		

E-6

RIGHT CRANKCASE COVER

D 6

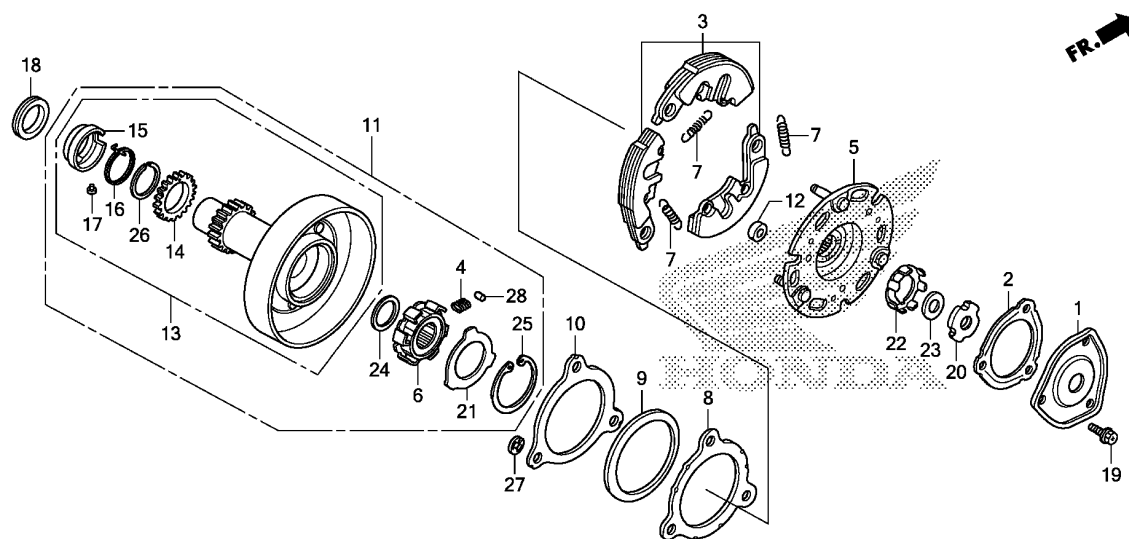


Ref. No.	L.O.N.	(Relative ref. Number) Description	F.R.T.
1	110159	COVER, CRANKCASE :RIGHT	0.8
2	110158	GASKET, CRANKCASE COVER :RIGHT	0.6
5	2121A7	LEVER, CLUTCH	0.7
6	2121A9	PLATE, CLUTCH CAM	0.6
8	2121C5	PLATE, CLUTCH CAM LIFTER	0.7
9	2121E3	SCREW, CLUTCH ADJUSTING	0.7
13	112105	OIL SEAL, KICK STARTER SPINDLE	0.7

Ref. No.	Part No.	Description	Reqd. QTY		Serial No.	Parts catalogue code
			AFS1101SH D	E		
1	11330-K03-C01	COVER COMP., R. CRANKCASE	1	1		
2	11394-KWB-920	GASKET, R. CRANKCASE COVER	1	1		
3	13115-GN5-910	CLIP, PISTON PIN, 13MM	1	1		
4	15651-KPH-880	GAUGE, OIL LEVEL	1	1		
5	22810-KVR-C00	LEVER COMP., CLUTCH	1	1		
6	22823-K09-C00	PLATE, CLUTCH LIFTER CAM	1	1		
7	22825-KWW-740	SPRING, CAM PLATE SIDE	1	1		
8	22830-K09-C00	PLATE COMP., CLUTCH LIFTER	1	1		
9	22846-KPH-C00	BOLT, CLUTCH ADJUSTING	1	1		
10	22860-KWW-740	RETAINER COMP., BALL	1	1		
11	32906-K03-C00	CLIP, HIGH TENSION CORD & SENSOR CORD	1	1	----- 3LA,CO,PE	
12	90485-KVR-C00	WASHER, 8MM	1	1		
13	91202-KVR-C01	OIL SEAL, 13.8X24X5	1	1		
14	91303-001-010	O-RING, 8MM	1	1		
15	91307-KRM-840	O-RING, 18X3	1	1		
16	94030-08000	NUT, HEX., 8MM	1	1		
17	94301-08140	DOWEL PIN, 8X14	2	2		
18	96001-06040-00	BOLT, FLANGE, 6X40	10	10		

2

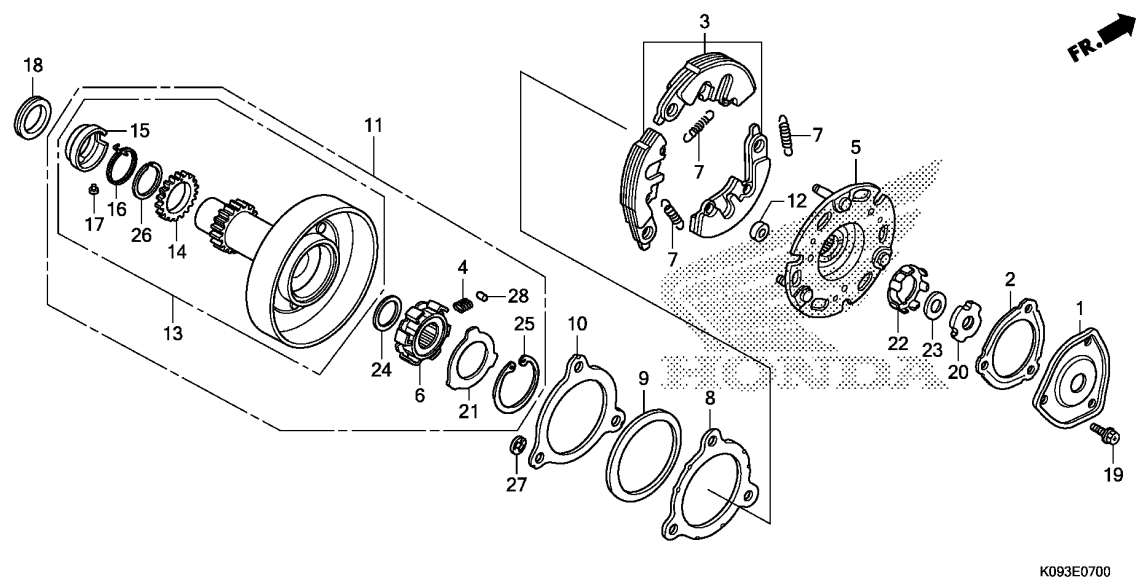




K093E0700

Ref. No.	L.O.N.	(Relative ref. Number) Description	F.R.T.
1		(2)	
2121D8		COVER, OIL FILTER .....	0.6
3		(7,12,27)	
2121A6		WEIGHT SET, CLUTCH .....	0.9
5		2121A2 PLATE, CLUTCH DRIVE .....	0.9
6		(4,28)	
2121D7		INNER, ONE-WAY CLUTCH .....	0.9
11		2121D9 OUTER, PRIMARY CLUTCH .....	0.9
13		211105 GEAR, PRIMARY DRIVE .....	1.0

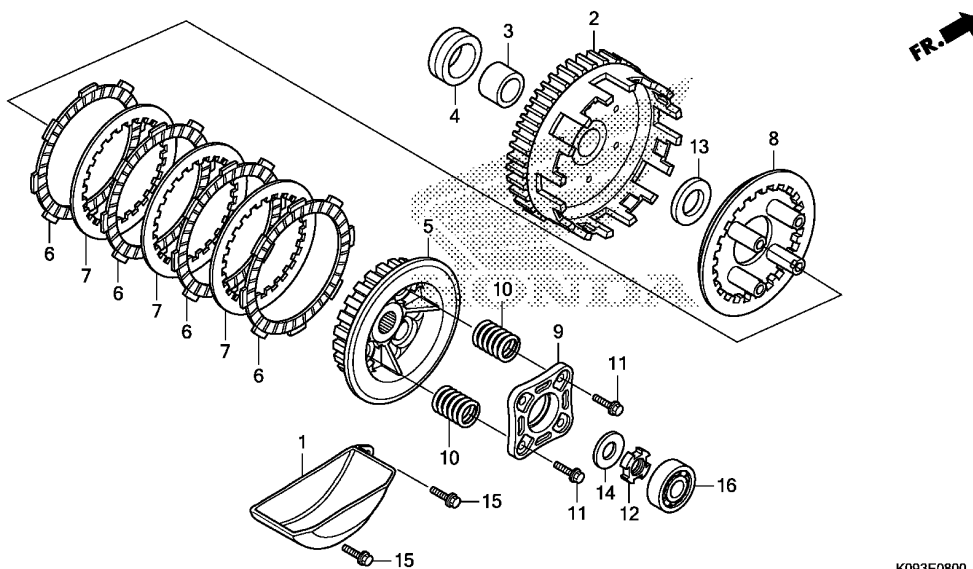
Ref. No.	Part No.	Description	Reqd. QTY		Serial No.	Parts catalogue code
			AFS1101SH D	E		
1	15431-KVR-C00	COVER, OIL FILTER .....	1	1		
2	15439-KPH-901	GASKET, OIL FILTER .....	1	1		
3	22535-K09-L00	WEIGHT SET, PRIMARY CLUTCH (F.C.C.)	1	1	-----	3LA,AG,CO,LA,PE
	22535-K09-C00	WEIGHT SET, PRIMARY CLUTCH ..	1	-	-----	2DK,3DK,DK
4	22606-KVR-C00	SPRING, ONE WAY RETAINER .....	6	6		
5	22610-KWW-741	PLATE COMP., PRIMARY DRIVE (F.C.C.)	1	1	-----	3LA,AG,CO,LA,PE
	22610-K09-C01	PLATE COMP., PRIMARY DRIVE ..	1	-	-----	2DK,3DK,DK
6	22630-KWW-C00	INNER COMP., ONE-WAY CLUTCH ..	1	1		
7	22641-KPH-900	SPRING, PRIMARY CLUTCH .....	3	3	-----	3LA,AG,CO,LA,PE
	22641-K09-C01	.....	3	-	-----	2DK,3DK,DK
8	22642-KWW-741	WASHER, CLUTCH SIDE(F.C.C.) ..	1	1	-----	3LA,AG,CO,LA,PE
	22642-K09-C01	WASHER, CLUTCH SIDE .....	1	-	-----	2DK,3DK,DK
9	22643-KWW-741	SPRING, SIDE FRICTION(F.C.C.) ..	1	1	-----	3LA,AG,CO,LA,PE
	22643-K09-C01	SPRING, SIDE FRICTION .....	1	-	-----	2DK,3DK,DK
10	22644-KWW-741	PLATE, CLUTCH SIDE(F.C.C.) ..	1	1	-----	3LA,AG,CO,LA,PE
	22644-K09-C01	PLATE, CLUTCH SIDE .....	1	-	-----	2DK,3DK,DK
11	22660-KWW-C00	OUTER ASSY., PRIMARY CLUTCH ..	1	1		
12	22804-GB2-000	RUBBER, CLUTCH DAMPER .....	3	3	-----	3LA,AG,CO,LA,PE
	22804-K09-C01	.....	3	-	-----	2DK,3DK,DK
13	23120-KWW-C00	GEAR COMP., PRIMARY CLUTCH ..	1	1		
14	23122-KWW-C00	SUB GEAR(17T) .....	1	1		
15	23123-KWW-C00	RETAINER, SPRING .....	1	1		
16	23124-KWW-C00	SPRING, SUB GEAR .....	1	1		
17	23125-KVR-C00	PIN, STOPPER .....	1	1		



K093E0700

Ref. No.	Part No.	Description	Reqd. QTY		Serial No.	Parts catalogue code
			AFS1101SH D	E		
18	23126-KWW-740	COLLAR .....	1	1		
19	90083-KFL-850	BOLT, SPECIAL FLANGE, 5X8 ...	3	3		
20	90231-KVR-C00	NUT, LOCK, 14MM .....	1	1		
21	90401-KVR-C00	WASHER, 30X45X0.8 .....	1	1		
22	90431-KVR-C00	WASHER, LOCK .....	1	1		
23	90432-KVR-C00	WASHER B, LOCK .....	1	1		
24	90433-KWW-C00	WASHER, 17X23X1.5 .....	1	1		
25	90455-KVR-C00	CIRCLIP, INTERNAL, 45MM .....	1	1		
26	90603-KWW-C00	SET RING, 23MM .....	1	1		
27	90605-166-720	CIRCLIP, 7MM .....	3	3	-----	3LA,AG,CO,LA,PE
	90605-K09-C01	E-RING, 7MM .....	3	-	-----	2DK,3DK,DK
28	91106-KVR-C00	ROLLER, 5X8 .....	6	6		





K093E0800

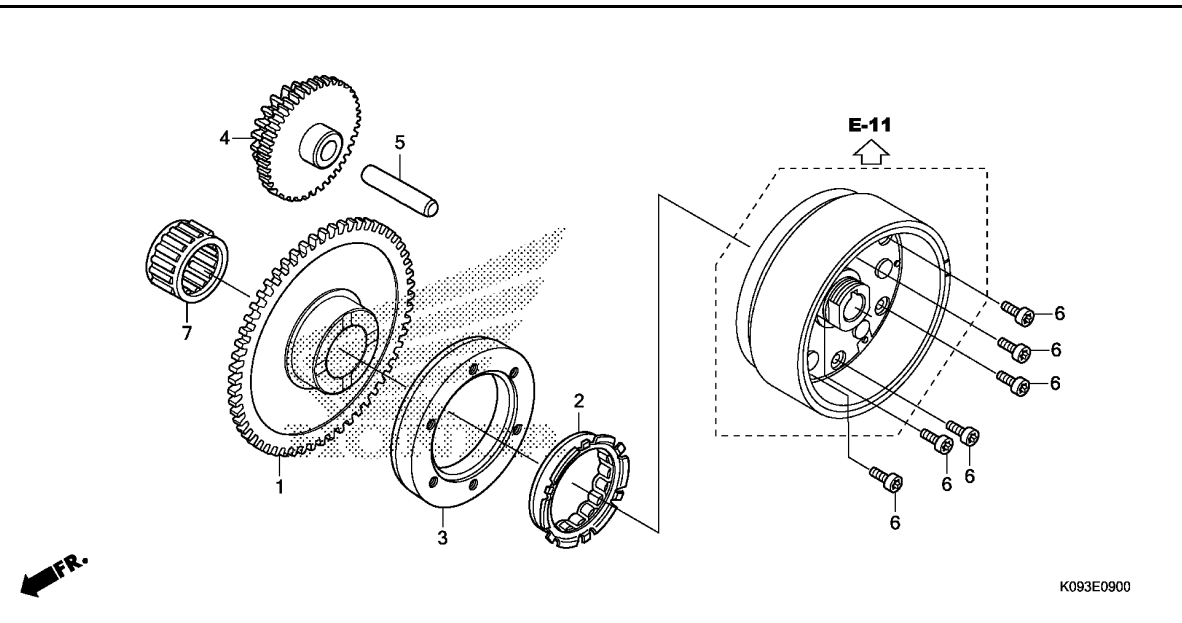
Ref. No.	L.O.N.	(Relative ref. Number) Description	F.R.T.
1	1131B9	SEPARATOR, OIL .....	0.9
2	2121A0	OUTER, CLUTCH .....	0.9
5	212112	CENTER, CLUTCH .....	1.1
6		(7)	
6	2121A1	DISC, CLUTCH FRICTION .....	1.1
		.NOTE: Same time for two units or more	
8	2121A3	PLATE, CLUTCH PRESSURE .....	1.1
9	2121A4	PLATE, CLUTCH LIFTER .....	0.9
10	212107	SPRING, CLUTCH .....	0.9
		.NOTE: Same time for two units	
16	2121B4	BEARING, CLUTCH LIFTER .....	0.7

Ref. No.	Part No.	Description	Reqd. QTY		Serial No.	Parts catalogue code
			AFS1101SH D	E		
1	15661-KVR-C00	PLATE COMP., OIL SEPARATE ...	1	1		
2	22110-K09-L01	OUTER COMP., CLUTCH(69T) .....	1	1	-----	3LA,AG,CO,LA,PE
	22110-K09-C01	.....	1	-	-----	2DK,3DK,DK
3	22115-KPH-900	GUIDE, CLUTCH OUTER .....	1	1		
4	22116-KWW-740	COLLAR, CLUTCH OUTER .....	1	1		
5	22121-K09-L01	CENTER, CLUTCH .....	1	1	-----	3LA,AG,CO,LA,PE
	22121-K09-C01	.....	1	-	-----	2DK,3DK,DK
6	22201-K09-L01	DISK, CLUTCH FRICTION .....	4	4	-----	3LA,AG,CO,LA,PE
	22201-K09-C01	.....	4	-	-----	2DK,3DK,DK
7	22311-107-000	PLATE, CLUTCH .....	3	3	-----	3LA,AG,CO,LA,PE
	22311-K09-C01	.....	3	-	-----	2DK,3DK,DK
8	22350-115-020	PLATE, CLUTCH PRESSURE .....	1	1	-----	3LA,AG,CO,LA,PE
	22350-K09-C01	.....	1	-	-----	2DK,3DK,DK
9	22361-KFM-900	PLATE, CLUTCH LIFTER .....	1	1	-----	3LA,AG,CO,LA,PE
	22361-K09-C01	.....	1	-	-----	2DK,3DK,DK
10	22401-K09-L01	SPRING, CLUTCH .....	4	4	-----	3LA,AG,CO,LA,PE
	22401-K09-C01	.....	4	-	-----	2DK,3DK,DK
11	90050-357-000	BOLT, SPECIAL FLANGE, 6X22 ..	4	4	-----	3LA,AG,CO,LA,PE
	90050-K09-C01	BOLT, SPECIAL FLANGE, 6X25 ..	4	-	-----	2DK,3DK,DK
12	90231-198-010	NUT B, LOCK, 14MM .....	1	1		
13	90403-KPH-900	WASHER, THRUST, 17MM .....	1	1	-----	3LA,AG,CO,LA,PE
	90403-K09-C01	.....	1	-	-----	2DK,3DK,DK
14	90462-KWW-740	WASHER, 14.1MM .....	1	1		
15	95701-06020-00	BOLT, FLANGE, 6X20 .....	2	2		
16	96100-62000-00	BEARING, RADIAL BALL, 6200 ..	1	1		

E-9

STARTING CLUTCH

D10



Ref. No.	L.O.N.	(Relative ref. Number) Description	F.R.T.
1		(7)	
612120		GEAR, STARTER DRIVEN .....	0.7
2		(3)	
6121A2		CLUTCH, STARTING ONE WAY .....	0.8
4		612125 GEAR, STARTER REDUCTION .....	0.5

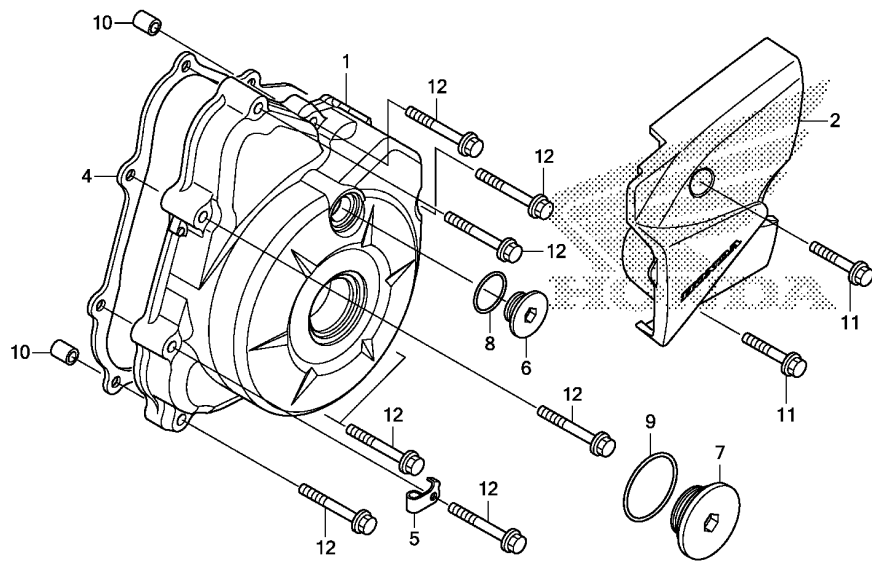
Ref. No.	Part No.	Description	Reqd. QTY		Serial No.	Parts catalogue code
			AFS1101SH D	E		
1	28111-KWW-C00	GEAR, STARTER DRIVEN(55T) ...	1	1	-----	2DK,3DK,3LA,AG,CO,LA,PE
2	28120-K09-C01	CLUTCH, ONE WAY .....	1	1	-----	2DK,3DK,3LA,AG,CO,LA,PE
3	28128-KVC-900	OUTER, STARTING CLUTCH .....	1	1	-----	2DK,3DK,3LA,AG,CO,LA,PE
4	28130-KWW-740	GEAR COMP., STARTER REDUCTION (55T/14T)	1	1	-----	2DK,3DK,3LA,AG,CO,LA,PE
5	28132-KPH-C00	SHAFT, REDUCTION GEAR .....	1	1	-----	2DK,3DK,3LA,AG,CO,LA,PE
6	90085-KTC-920	BOLT, SOCKET, 6X14 .....	6	6	-----	2DK,3DK,3LA,AG,CO,LA,PE
7	91011-KYY-901	BEARING, NEEDLE, 21X27X18(NRB)	1	1	-----	2DK,3DK,3LA,AG,CO,LA,PE

2

E-10

LEFT CRANKCASE COVER

D11

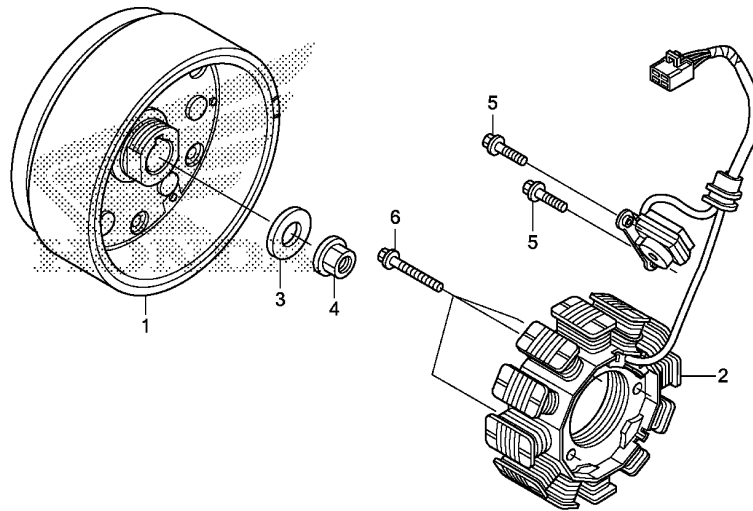


K093E1000

Ref. No.	L.O.N.	(Relative ref. Number) Description	F.R.T.
1	1101A6	COVER, CRANKCASE :LEFT .....	0.6
2	1101B0	COVER, CRANKCASE :LEFT REAR ..	0.1
4	1101A3	GASKET, CRANKCASE COVER :LEFT	0.5

Ref. No.	Part No.	Description	Reqd. QTY		Serial No.	Parts catalogue code
			AFS1101SH D	E		
1	11341-KWV-000	COVER, L. CRANKCASE .....	1	1		
2	11360-K09-D00	COVER COMP., L. RR. ....	1	1		
4	11395-KWB-920	GASKET, L. CRANKCASE COVER ..	1	1		
5	16236-K07-900	CLAMPER, OVER FLOW .....	1	1		
6	90084-KTT-900	CAP, 14MM .....	1	1		
7	90087-KWW-C00	CAP, 30MM .....	1	1		
8	91308-KVR-C00	O-RING, 13.8X2.5 .....	1	1		
9	91312-KWW-C00	O-RING, 30MM .....	1	1		
10	94301-08140	DOWEL PIN, 8X14 .....	2	2		
11	96001-06025-00	BOLT, FLANGE, 6X25 .....	2	2		
12	96001-06035-00	BOLT, FLANGE, 6X35 .....	8	8		

2

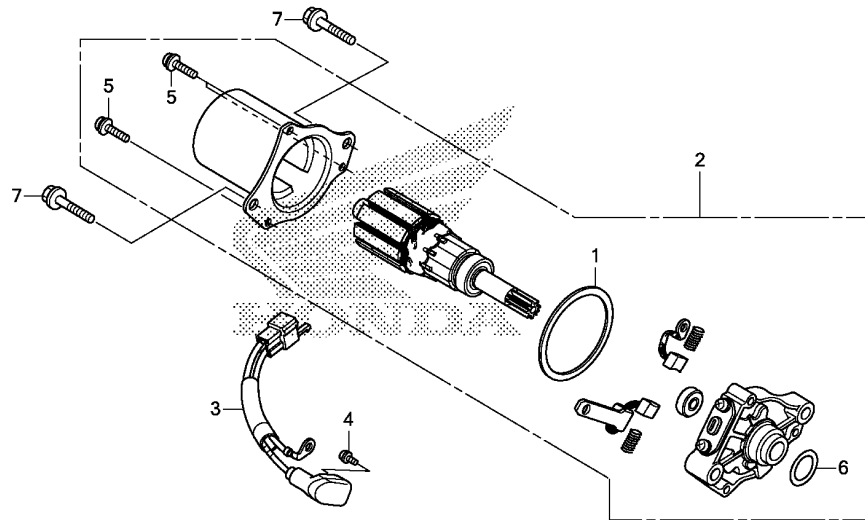


K093E1100

Ref. No.	L.O.N.	(Relative ref. Number) Description	F.R.T.
1	613105	ROTOR OR FLYWHEEL .....	0.7
	613105A	.With starting motor type add	0.1
2	6131A3	STATOR .....	0.8

Ref. No.	Part No.	Description	Reqd. QTY		Serial No.	Parts catalogue code
			AFS1101SH D	E		
1	31110-K09-C01	FLYWHEEL COMP. ....	1	1	-----	2DK,3DK,3LA,AG,C0,LA,PE
	31110-K09-D01	.....	1	-	-----	DK
2	31120-K09-C01	STATOR COMP. ....	1	1		
3	90403-KN6-930	WASHER, 10X24 .....	1	1		
4	94050-10000	NUT, FLANGE, 10MM .....	1	1		
5	96001-06016-00	BOLT, FLANGE, 6X16 .....	2	2		
6	96001-06025-00	BOLT, FLANGE, 6X25 .....	3	3		





K093E1300

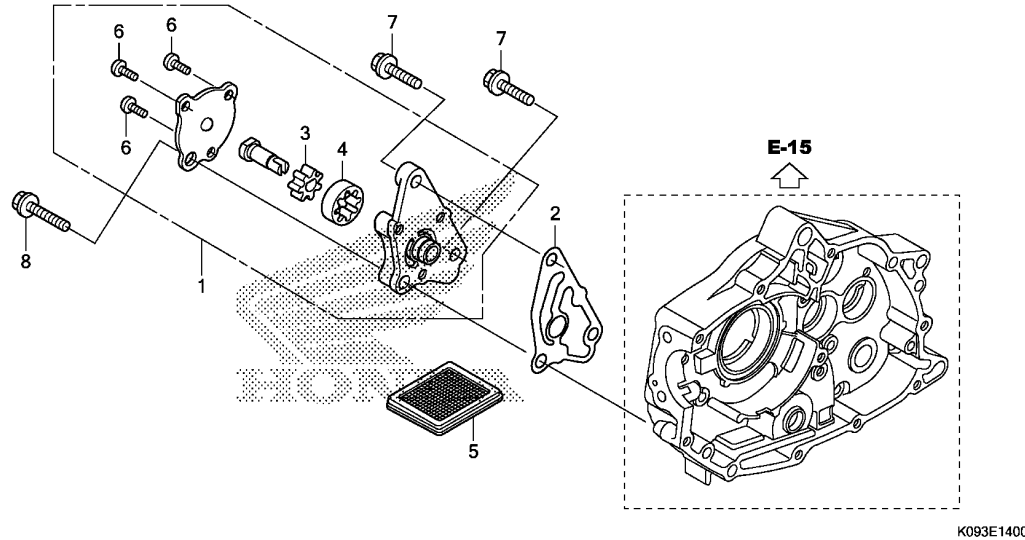
Ref. No.	L.O.N.	(Relative ref. Number) Description	F.R.T.
2		(6)	
2	612105	MOTOR, STARTING .....	0.7
3	6111A5	SUB HARNESS, STARTER .....	0.5

Ref. No.	Part No.	Description	Reqd. QTY		Serial No.	Parts catalogue code
			AFS1101SH D	E		
1	31206-GFC-771	PACKING .....	1	1	-----	2DK,3DK,3LA,AG,CO,LA,PE
2	31210-KWW-742	MOTOR UNIT, STARTER .....	1	1	-----	2DK,3DK,3LA,AG,CO,LA,PE
3	32105-KWW-742	SUB CORD, STARTER MOTOR .....	1	1	-----	2DK,3DK,3LA,AG,CO,LA,PE
4	90001-KWW-742	SCREW-WASHER, 4X6 .....	1	1	-----	2DK,3DK,3LA,AG,CO,LA,PE
5	90004-KWW-742	SCREW-WASHER, 5X16 .....	3	3	-----	2DK,3DK,3LA,AG,CO,LA,PE
6	91309-GFC-771	O-RING(16X3.1) .....	1	1	-----	2DK,3DK,3LA,AG,CO,LA,PE
7	96001-06032-00	BOLT, FLANGE, 6X32 .....	2	2	-----	2DK,3DK,3LA,AG,CO,LA,PE

E-14

OIL PUMP

D14



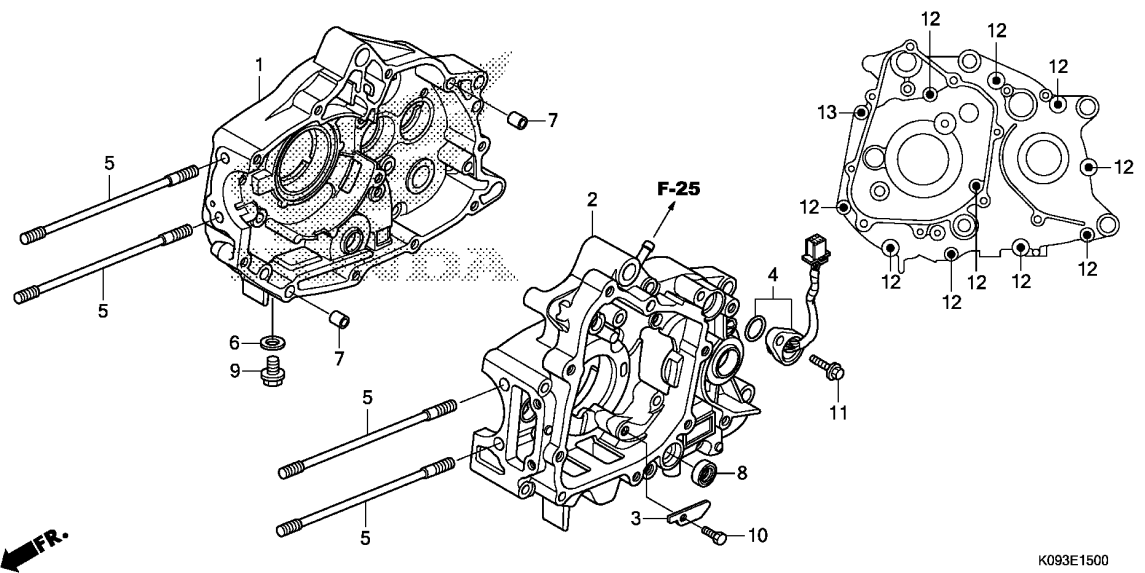
FR.

Ref. No.	L.O.N.	(Relative ref. Number) Description	F.R.T.
1		(2)	
113105		PUMP ASSY., OIL .....	0.7
5	1131B5	SCREEN, OIL FILTER .....	0.6

Ref. No.	Part No.	Description	Reqd. QTY		Serial No.	Parts catalogue code
			AFS1101SH D	E		
1	15100-KVR-C00	PUMP ASSY., OIL .....	1	1		
2	15119-KWB-600	GASKET, OIL PUMP BODY .....	1	1		
3	15331-KVR-C00	ROTOR, OIL PUMP INNER .....	1	1		
4	15332-KVR-C00	ROTOR, OIL PUMP OUTER .....	1	1		
5	15421-KSP-910	SCREEN, OIL FILTER .....	1	1		
6	93500-05010-0A	SCREW, PAN, 5X10 .....	3	3		
7	96001-06016-00	BOLT, FLANGE, 6X16 .....	2	2		
8	96001-06022-00	BOLT, FLANGE, 6X22 .....	1	1		

2

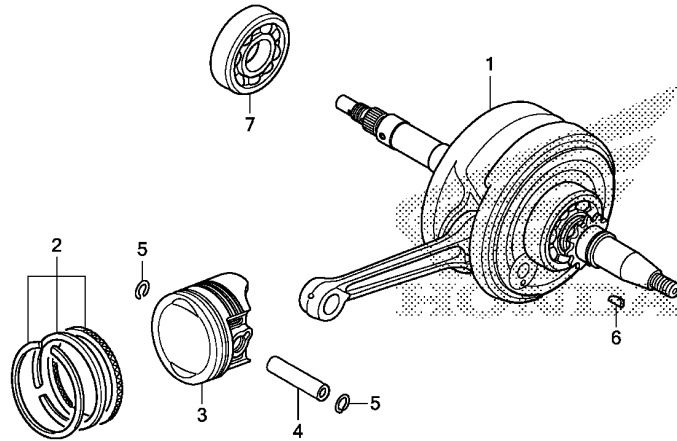




Ref. No.	L.O.N.	(Relative ref. Number) Description	F.R.T.
1	110120	CRANKCASE :RIGHT ..... .INCLUDES: Engine removal and installation	3.4
2	110115	CRANKCASE :LEFT ..... .INCLUDES: Engine removal and installation	2.7
	1101A2	CRANKCASE :BOTH ..... .INCLUDES: Engine removal and installation	3.7
4	615125	SWITCH, GEAR CHANGE .....	0.4
8	1101F9	OIL SEAL, GEARSHIFT SPINDLE ..	1.2

K093E1500

Ref. No.	Part No.	Description	Reqd. QTY		Serial No.	Parts catalogue code
			AFS1101SH D	E		
1	11100-KWW-740	CRANKCASE COMP., R. ....	1	1		
2	11200-K09-C00	CRANKCASE COMP., L. ....	1	1	-----	----- 2DK,3DK,3LA,AG,CO,LA,PE
	11200-K09-D00	.....	1	-	-----	----- DK
3	11218-KWW-740	PLATE, OIL STOPPER .....	1	1		
4	35759-K09-C01	CONTACT ASSY., CHANGE SWITCH	1	1		
5	90031-KWB-600	BOLT, STUD, 7X180.5 .....	4	4		
6	90407-KVR-C00	PACKING, DRAIN COCK .....	1	1		
7	90703-KVR-C00	DOWEL PIN, SPECIAL, 10X14 ...	2	2		
8	91208-KWW-C01	OIL SEAL, 11.6X22X7 .....	1	1		
9	92800-12000	BOLT, DRAIN PLUG, 12MM .....	1	1		
10	93101-06014-0A	BOLT, HEX., 6X14 .....	1	1		
11	95701-06018-00	BOLT, FLANGE, 6X18 .....	1	1		
12	96001-06060-00	BOLT, FLANGE, 6X60 .....	10	10		
13	96001-06075-00	BOLT, FLANGE, 6X75 .....	1	1		

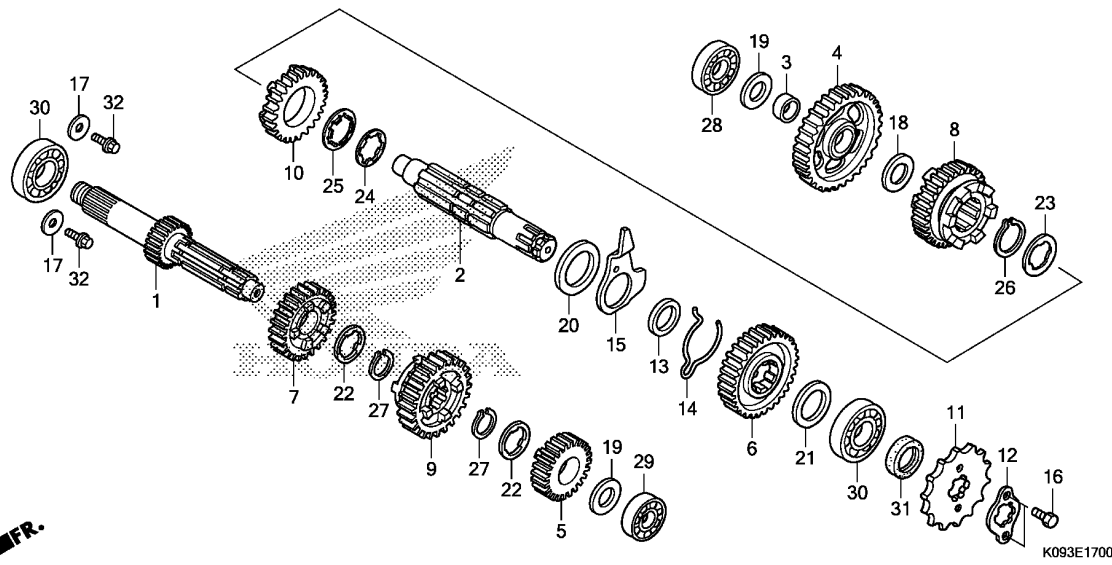


K093E1600

Ref. No.	L.O.N.	(Relative ref. Number) Description	F.R.T.
1	1101B5	CRANKSHAFT ..... .INCLUDES: Engine removal and installation (2,4,5)	3.1
3	111103	PISTON RING AND/OR PISTON(ONE)	1.6
7	1101B7	BEARING, CRANKSHAFT :RIGHT --- .INCLUDES: Engine removal and installation	3.0

Ref. No.	Part No.	Description	Reqd. QTY		Serial No.	Parts catalogue code
			AFS1101SH D	E		
1	13000-K09-C00	CRANKSHAFT COMP. ....	1	1		
2	13011-KWW-740	RING SET, PISTON(STD.) (RIKEN)	1	1		
	13021-KWW-740	RING SET, PISTON(0.25) (RIKEN)	(1)	(1)		
	13031-KWW-740	RING SET, PISTON(0.50) (RIKEN)	(1)	(1)		
	13041-KWW-740	RING SET, PISTON(0.75) (RIKEN)	(1)	(1)		
	13051-KWW-740	RING SET, PISTON(1.00) (RIKEN)	(1)	(1)		
3	13101-KWW-740	PISTON(STD.) .....	1	1		
	13102-KWW-740	PISTON(0.25) .....	(1)	(1)		
	13103-KWW-740	PISTON(0.50) .....	(1)	(1)		
	13104-KWW-740	PISTON(0.75) .....	(1)	(1)		
	13105-KWW-740	PISTON(1.00) .....	(1)	(1)		
4	13111-KVR-C00	PIN, PISTON .....	1	1		
5	13115-KVR-C00	CLIP, PISTON PIN .....	2	2		
6	90741-003-010	KEY, WOODRUFF, 4MM .....	1	1		
7	91001-KWW-C01	BEARING, RADIAL BALL(63/22) -	1	1		

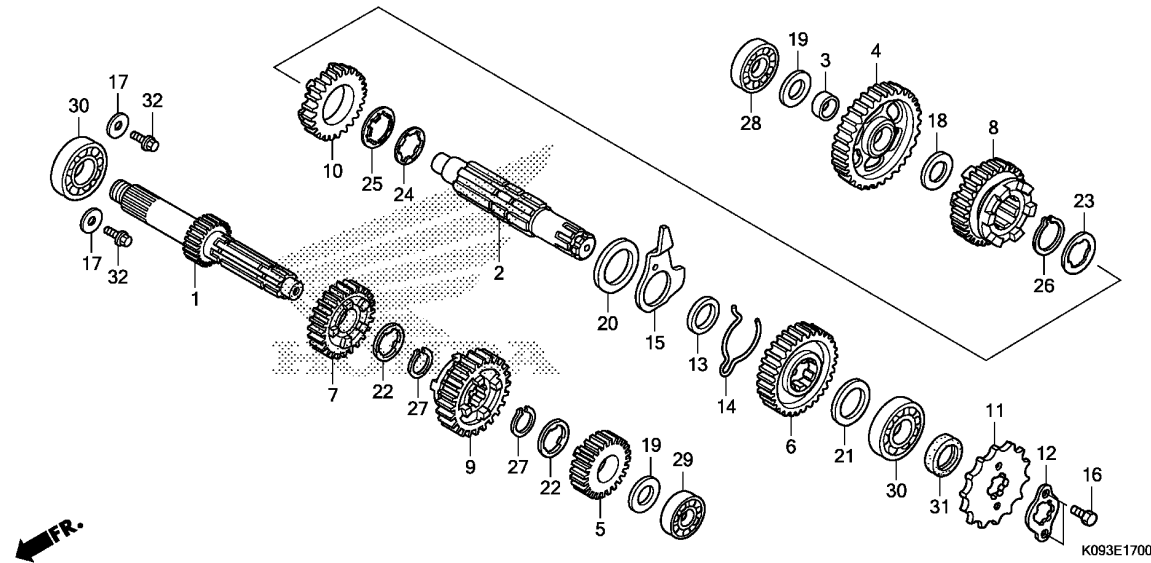




Ref. No.	L.O.N.	(Relative ref. Number) Description	F.R.T.
1		(5,7,9)	
210141		MAINSHAFT, TRANSMISSION ..... .INCLUDES: Engine removal and installation	2.5
210141A		.Replace countershaft add ....	0.2
2		(4,6,8,10)	
210142		COUNTERSHAFT, TRANSMISSION ... .INCLUDES: Engine removal and installation	2.5
210142A		.Replace mainshaft add .....	0.2
11		213135 SPROCKET, DRIVE .....	0.2
28		2101C8 BEARING, COUNTERSHAFT :RIGHT - .INCLUDES: Engine removal and installation	3.2
29		2101C2 BEARING, MAINSHAFT :LEFT ..... .INCLUDES: Engine removal and installation	2.5
30		2101C5 BEARING, MAINSHAFT :RIGHT .... .INCLUDES: Engine removal and installation	3.2
		2101C6 BEARING, MAINSHAFT :BOTH ..... .INCLUDES: Engine removal and installation	3.4
+		2101C7 BEARING, COUNTERSHAFT :LEFT ..	2.5

Ref. No.	Part No.	Description	Reqd. QTY		Serial No.	Parts catalogue code
			AFS1101SH	D E		
1	23211-KWW-740	MAINSHAFT(13T) .....	1	1		
2	23221-KWW-740	COUNTERSHAFT .....	1	1		
3	23415-KPH-900	BUSH, 15MM .....	1	1		
4	23421-KWW-740	GEAR, COUNTERSHAFT FIRST(34T) ..	1	1		
5	23431-KWW-740	GEAR, MAINSHAFT SECOND(18T) -	1	1		
6	23441-KWW-740	GEAR, COUNTERSHAFT SECOND(28T)	1	1		
7	23451-KWW-740	GEAR, MAINSHAFT THIRD(22T) ..	1	1		
8	23461-KWW-740	GEAR, COUNTERSHAFT THIRD(25T)	1	1		
9	23471-KWW-741	GEAR, MAINSHAFT FOURTH(24T) -	1	1		
10	23481-KWW-740	GEAR, COUNTERSHAFT FOURTH(22T)	1	1		
11	23801-KWW-740	SPROCKET, DRIVE(14T) .....	1	1		
12	23802-KVR-C00	PLATE, FIXING .....	1	1		
13	23911-KPH-900	COLLAR, LOCK PLATE .....	1	1		
14	24305-KWB-600	SPRING, CHANGE FRICTION .....	1	1		
15	24306-KWB-600	PLATE, DRUM LOCK .....	1	1		
16	90084-KZV-J00	BOLT, DRIVE SPROCKET FIXING -	2	2		
17	90407-KWW-740	WASHER, 6.2X19X2.3 .....	2	2		
18	90412-187-000	WASHER, THRUST, 15MM .....	1	1		
19	90412-KPH-900	WASHER, SPECIAL, 12X23 .....	2	2		
20	90452-413-000	WASHER, THRUST, 20MM .....	1	1		
21	90452-GB4-770	WASHER, THRUST, 17MM .....	1	1		
22	90461-035-000	WASHER, SPLINE, 17MM .....	2	2		
23	90461-459-010	WASHER, SPLINE, 20MM .....	1	1		
24	90461-KWB-600	WASHER, SPLINE, 20MM .....	1	1		
25	90465-KWB-600	WASHER, LOCK, 20MM .....	1	1		

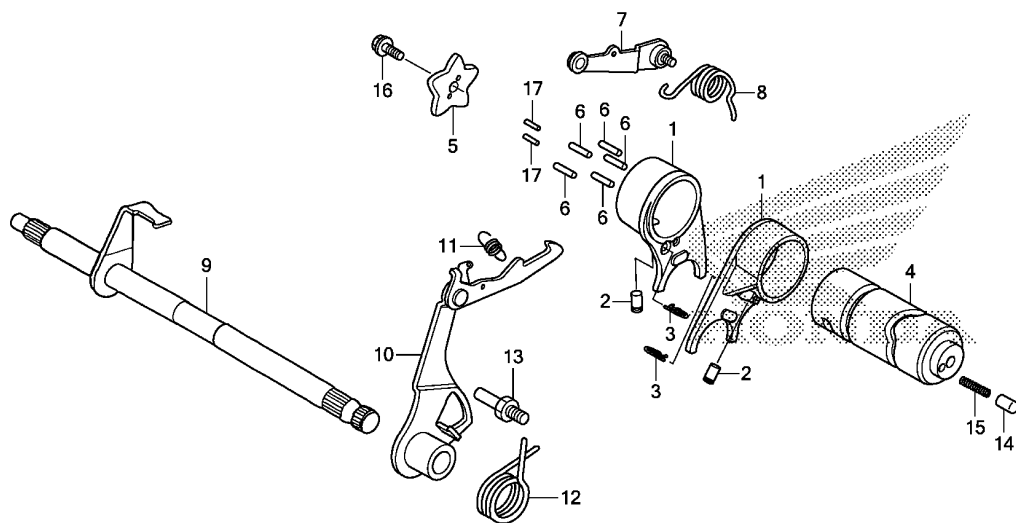
2



Ref. No.	L.O.N.	(Relative ref. Number) Description	F.R.T.
+30		.INCLUDES: Engine removal and installation	
2101C9		BEARING, COUNTERSHAFT :BOTH ..	3.4
2101D4		BEARING, MAINSHAFT AND COUNTERSHAFT :ALL .....	3.6
		.INCLUDES: Engine removal and installation	

Ref. No.	Part No.	Description	Reqd. QTY		Serial No.	Parts catalogue code
			AFS1101SH	D E		
26	90601-459-000	CIRCLIP, 20MM .....	1	1		
	90601-KWW-B10	CIRCLIP, 20MM(OCHIAI) .....	1	1		
27	90601-KRM-840	CIRCLIP, 17MM .....	2	2		
	90601-KYY-900	.....	2	2		
28	91004-KYY-931	BEARING, RADIAL BALL, 6201 ..	1	1		
29	91005-KYY-931	BEARING, RADIAL BALL, 6001 ..	1	1		
30	91006-KYY-931	BEARING, RADIAL BALL, 6203 ..	2	2		
31	91204-KWW-C01	OIL SEAL, 17X29X5 .....	1	1		
32	95701-06012-00	BOLT, FLANGE, 6X12 .....	2	2		

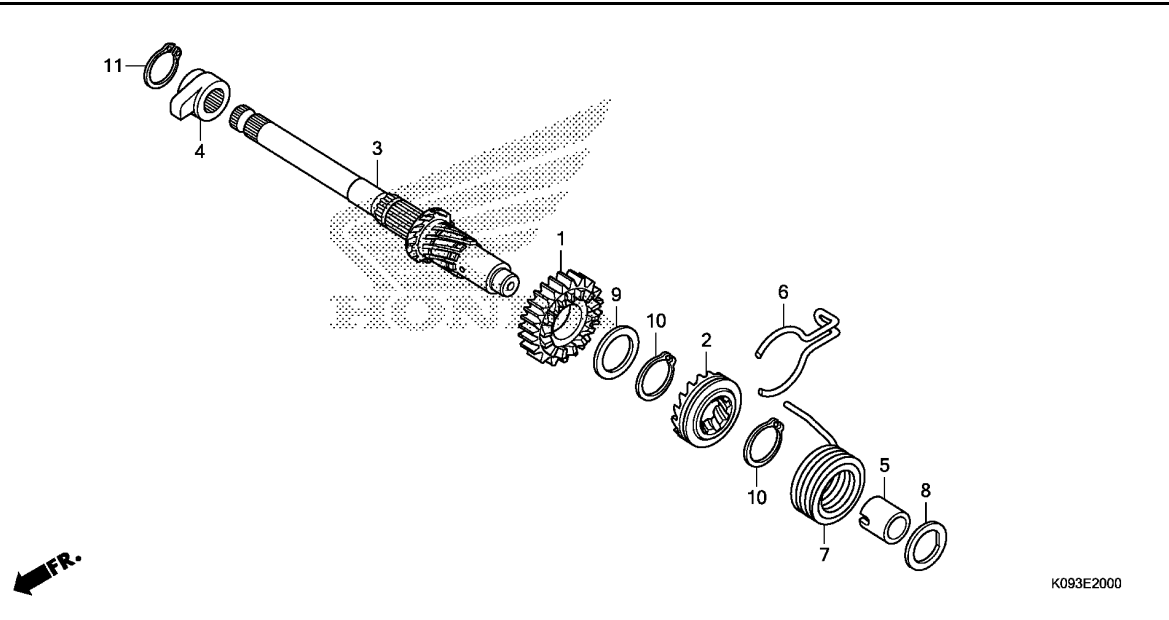




K093E1900

Ref. No.	L.O.N.	(Relative ref. Number) Description	F.R.T.
1		(2,3)	
210112		FORK, GEARSHIFT ..... .INCLUDES: Engine removal and installation .NOTE: Same time for two units	2.5
4	2101A9	DRUM, GEARSHIFT ..... .INCLUDES: Engine removal and installation	2.5
5	2101D6	PLATE, GEARSHIFT DRUM STOPPER (8)	1.0
7	210125	STOPPER OR SPRING, SHIFT DRUM	1.0
9	210122	SPINDLE, GEARSHIFT ..... (12)	1.1
10	210127	ARM, GEARSHIFT .....	1.1

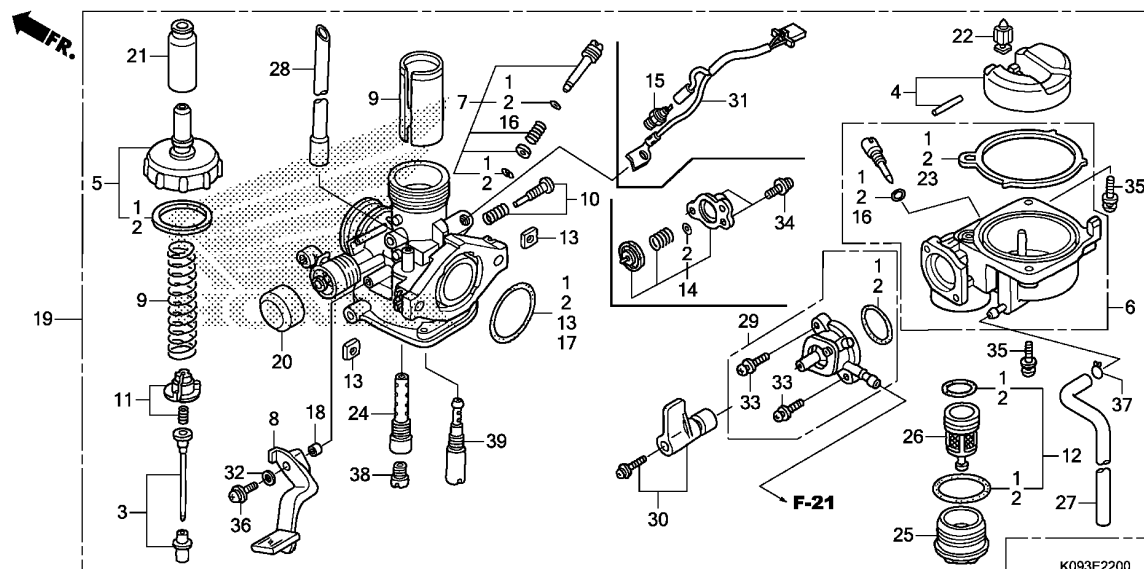
Ref. No.	Part No.	Description	Reqd. QTY		Serial No.	Parts catalogue code
			AFS1101SH D	E		
1	24211-KWW-741	FORK, GEARSHIFT .....	2	2		
2	24261-121-742	PIN, GEARSHIFT FORK GUIDE ...	2	2		
3	24263-KVR-C00	CLIP, GEARSHIFT FORK GUIDE PIN	2	2		
4	24301-KWW-740	DRUM, GEARSHIFT .....	1	1		
5	24411-KWW-740	PLATE, GEARSHIFT DRUM STOPPER	1	1		
6	24421-200-000	PIN, GEARSHIFT DRUM .....	5	5		
7	24430-KVR-C00	ARM COMP., SHIFT DRUM STOPPER	1	1		
8	24435-KWW-C00	SPRING, SHIFT DRUM STOPPER ..	1	1		
9	24610-KWW-C00	SPINDLE COMP., GEARSHIFT ....	1	1		
10	24630-KWW-C00	ARM COMP., GEARSHIFT .....	1	1		
11	24641-KVR-C00	SPRING, GEARSHIFT ARM .....	1	1		
12	24651-KVR-C00	SPRING, GEARSHIFT RETURN ....	1	1		
13	24652-KPH-900	PIN, SHIFT RETURN SPRING ....	1	1		
14	35751-KWW-C00	CAP, CHANGE SWITCH CONTACT ..	1	1		
15	35752-KPH-900	SPRING, CHANGE SWITCH CONTACT	1	1		
16	90071-171-010	BOLT, KNOCK, 6MM .....	1	1		
17	90704-KWW-C00	ROLLER, 3X10 .....	2	2		



Ref. No.	L.O.N.	(Relative ref. Number) Description	F.R.T.
1	1121A0	PINION, KICK STARTER ..... .INCLUDES: Engine removal and installation	2.4
3	1121A2	SPINDLE, KICK STARTER ..... .INCLUDES: Engine removal and installation	2.4
7	112103	SPRING, KICK STARTER RETURN .. .INCLUDES: Engine removal and installation	2.4

K093E2000

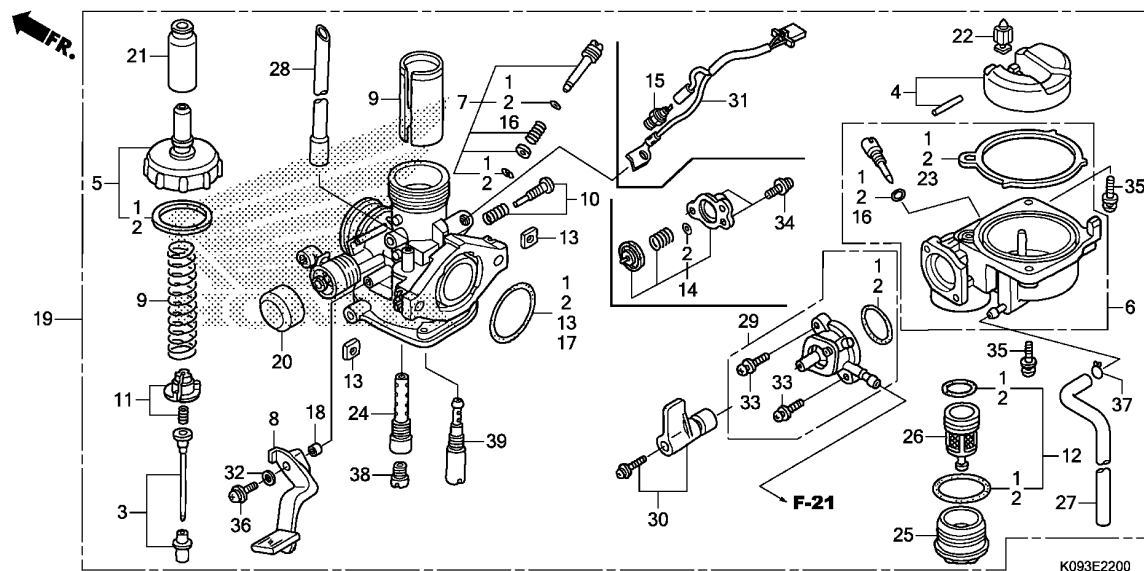
Ref. No.	Part No.	Description	Reqd. QTY		Serial No.	Parts catalogue code
			AFS1101SH D	E		
1	28211-KWW-740	PINION, KICK STARTER(23T) ...	1	1		
2	28221-KWW-740	RATCHET, STARTER DRIVE .....	1	1		
3	28251-KWW-740	SPINDLE, KICK STARTER .....	1	1		
4	28262-KWB-600	RETAINER, KICK SPINDLE .....	1	1		
5	28265-KWB-600	COLLAR, KICK SPRING .....	1	1		
6	28271-KWB-600	SPRING, FRICTION STARTER GEAR .....	1	1		
	28271-KYY-900	.....	1	1		
7	28281-KWB-600	SPRING, KICK RETURN .....	1	1		
8	90451-KGH-900	WASHER, SPECIAL, 14MM .....	1	1		
9	90454-107-000	WASHER, THRUST, 20MM .....	1	1		
10	90605-200-000	SET RING, 20MM .....	2	2		
	90605-GFP-900	.....	2	2		
	90605-KYY-900	.....	2	2		
11	94510-16000	CIRCLIP, EXTERNAL, 16MM .....	1	1		



Ref. No.	L.O.N.	(Relative ref. Number) Description	F.R.T.
3	3111A3	NEEDLE, JET .....	0.9
4	311120	FLOAT OR FLOAT VALVE .....	0.8
5	3111A5	TOP SET, CARBURETOR .....	0.4
6	3111A6	CHAMBER, FLOAT .....	0.7
9	3111A8	VALVE, THROTTLE .....	0.5
19	3111B5	CARBURETOR ASSEMBLY .....	0.8
29	310110	COCK ASSY., FUEL .....	0.4
38	3111D4	JET, MAIN .....	0.8

K093E2200

Ref. No.	Part No.	Description	Reqd. QTY		Serial No.	Parts catalogue code
			AFS1101SH D	E		
1	16010-K09-C01	GASKET SET .....	1	1	----- 2DK,3DK,AG,DK,LA	
2	16010-KVR-V81	GASKET SET .....	1	1	----- 3LA,CO,PE	
3	16012-K09-D01	NEEDLE SET, JET .....	1	1	----- 2DK,3DK,AG,DK,LA	
	16012-K09-M01	.....	1	1	----- 3LA,CO,PE	
4	16013-KEV-900	FLOAT SET .....	1	1		
5	16014-GGJ-971	TOP SET .....	1	1		
6	16015-KVV-901	CHAMBER SET, FLOAT .....	1	1		
7	16016-KTL-691	SCREW SET .....	1	1		
8	16019-K09-C01	LEVER, CHOKE .....	1	1		
9	16022-KFM-901	VALVE SET, THROTTLE .....	1	1		
10	16028-KFM-901	SCREW SET .....	1	1		
11	16037-KRS-601	PLATE SET, VALVE .....	1	1		
12	16040-KEV-900	GASKET SET .....	1	1		
13	16041-GB5-D30	NUT SET, SQUARE .....	1	1		
14	16048-K09-M01	VALVE SET, AIR CUT .....	1	1	----- 3LA,CO,PE	
15	16071-KPN-J01	HEATER ONLY .....	1	1	----- AG,LA	
16	16075-GHB-640	O-RING, 1.3X4.3 .....	2	2		
17	16075-GHB-B40	O-RING, 2.4X25 .....	1	1		
18	16086-K09-C01	COLLAR, SET .....	1	1		
19	16100-K09-M01	CARBURETOR ASSY. (PB5SA A) .....	1	1	----- 3LA,PE	
	16100-K09-L01	CARBURETOR ASSY. (PB5NW A) .....	1	1	----- AG,LA	
	16100-K09-D01	CARBURETOR ASSY. (PB5NZ A) .....	1	-	----- 2DK,3DK,DK	
	16100-K09-M21	CARBURETOR ASSY. (PB5NY A) .....	-	1	----- CO	
20	16148-141-881	CAP, CHOKE DUST .....	1	1		
21	16148-KB1-921	CAP, CABLE SEALING .....	1	1		



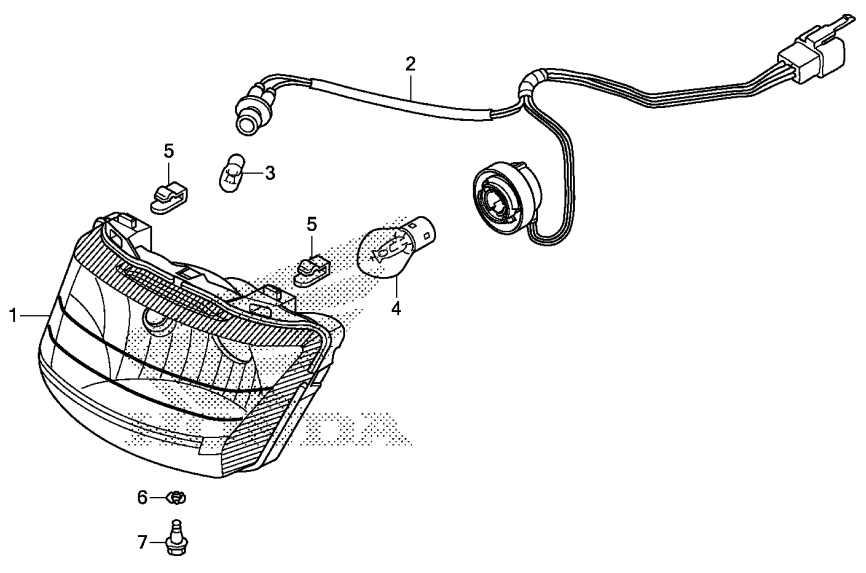
Ref. No.	Part No.	Description	Reqd. QTY		Serial No.	Parts catalogue code
			AFS1101SH D	E		
22	16155-KRS-861	VALVE COMP., FLOAT .....	1	1		
23	16163-GFP-901	GASKET, FLOAT CHAMBER .....	1	1		
24	16165-KTL-741	HOLDER, NEEDLE JET .....	1	1		
25	16175-GB0-911	CUP, FUEL STRAINER .....	1	1		
26	16176-GB0-911	SCREEN, FUEL STRAINER .....	1	1		
27	16198-GC7-004	TUBE, OVERFLOW .....	1	1		
28	16199-K09-D01	TUBE, AIR VENT .....	1	1		
29	16951-KSS-901	BODY SET, COCK .....	1	1		
30	16963-KSS-901	LEVER SET, COCK .....	1	1		
31	32160-K09-L00	SUB HARNESS, CARBURETOR HEATER	1	1	-----	AG,LA
32	90401-KRL-003	WASHER, PLAIN .....	1	1		
33	93892-03012-18	SCREW-WASHER, 3X12 .....	2	2		
34	93892-04010-18	SCREW-WASHER, 4X10 .....	2	2	-----	3LA,CO,PE
35	93892-04014-08	SCREW-WASHER, 4X14 .....	2	2		
36	93892-05028-18	SCREW-WASHER, 5X28 .....	1	1		
37	95002-02659	CLIP, TUBE(B6.5) .....	1	1		
38	99101-HP2-0820	JET, MAIN, #82 .....	1	1	-----	2DK,3DK,3LA,AG,DK,LA,PE
	99101-HF7-0800	JET, MAIN, #80 .....	-	1	-----	CO
39	99103-KFL-0420	JET, SLOW, #42 .....	1	1	-----	2DK,3DK,AG,DK,LA
	99103-GCE-0400	JET, SLOW, #40X#40 .....	1	1	-----	3LA,CO,PE



F-1

# HEADLIGHT

**F 1**



Ref. No.	L.O.N.	(Relative ref. Number) Description	F.R.T.
1	6161A7	HEADLIGHT UNIT .....	0.3
2	6161B1	SOCKET, HEADLIGHT .....	0.2
3	616182	BULB, POSITION LIGHT .....	0.2
4	616118	BULB, HEADLIGHT .....	0.2

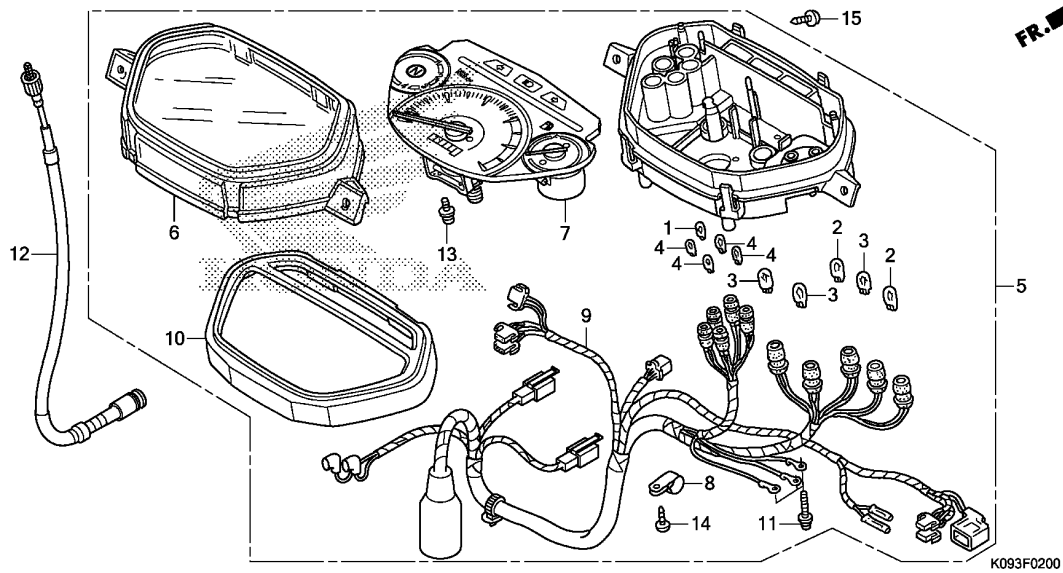
**3**

Ref. No.	Part No.	Description	Reqd. QTY		Serial No.	Parts catalogue code
			AFS1101SH D	E		
1	33120-K09-C01	HEADLIGHT UNIT .....	1	1		
2	33150-K09-C01	SOCKET COMP., HEADLIGHT .....	1	1		
3	33301-KPN-710	BULB(12V 5W) .....	1	1		
4	34901-KCS-920	BULB, HEADLIGHT(12V 35/35W) .....	1	1		
5	53209-GW3-980	CLIP, HEADLIGHT .....	2	2		
6	90307-GAZ-980	WASHER, LOCK, 6MM .....	1	1		
	90307-GJ6-003	.....	1	1		
7	90101-GJ6-000	BOLT, ADJUSTING .....	1	1		

F-2

METER

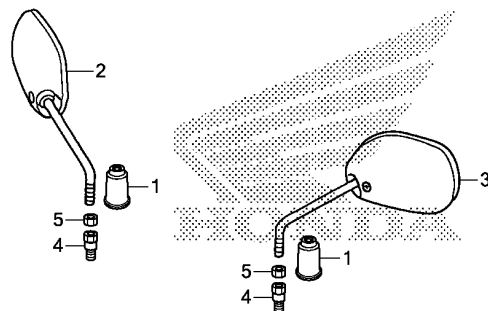
F 2



Ref. No.	L.O.N.	(Relative ref. Number) Description	F.R.T.
2		(1,3,4) BULB, METER .....	0.2
	6161G3	.NOTE: Same time for two units or more	
5	8121A1	METER ASSY., COMBINATION .....	0.7
6	8121B7	LENS, METER .....	0.7
7	8121A2	METER, COMBINATION .....	0.8
9	6161G4	SOCKET ASSY., METER BULB .....	0.8
10	4131A3	PLATE, REFLECTING .....	0.7
12	811160	CABLE, SPEEDOMETER .....	0.6

Ref. No.	Part No.	Description	Reqd. QTY		Serial No.	Parts catalogue code
			AFS1101SH D	E		
1	34905-K09-C01	BULB, ILLUMINATION CONTROL (12V 3W)	1	1		
2	34908-KYA-601	BULB, WEDGE BASE(T10) (12V 3.4W)	2	2		
3	34910-GFM-901	BULB, WEDGE BASE(T10) (12V 1.7W)	3	3		
4	34918-GFC-951	BULB, WEDGE BASE (T6.5 12V 1.7W)	4	4		
5	37200-K09-L01	SPEEDOMETER ASSY.(KPH) .....	1	1	-----	3LA,AG,CO,LA,PE
	37200-K09-C01	.....	1	-	-----	2DK,3DK
	37200-K09-D01	.....	1	-	-----	DK
6	37202-K09-C01	LENS, SPEEDOMETER .....	1	1		
7	37210-K09-C01	SPEEDOMETER COMP. ....	1	1		
8	37215-KVJ-911	CLAMP, CORD .....	1	1		
9	37224-K09-L01	SOCKET COMP. ....	1	1	-----	3LA,AG,CO,LA,PE
	37224-K09-C01	.....	1	-	-----	2DK,3DK
	37224-K09-D01	.....	1	-	-----	DK
10	37302-K09-C01	PLATE COMP., REFLECTING .....	1	1		
11	37305-GFM-901	SCREW-WASHER, 3X22 .....	3	3		
12	44830-KRS-C01	CABLE COMP., SPEEDOMETER .....	1	1		
13	90035-GFM-901	SCREW-WASHER, SPECIAL, 4X12 .....	2	2		
14	93903-24320	SCREW, TAPPING, 4X12 .....	1	1		
15	93903-25310	SCREW, TAPPING, 5X16 .....	2	2		





FR.

K093F0300

Ref. L.O.N. (Relative ref. Number) F.R.T.  
No. Description

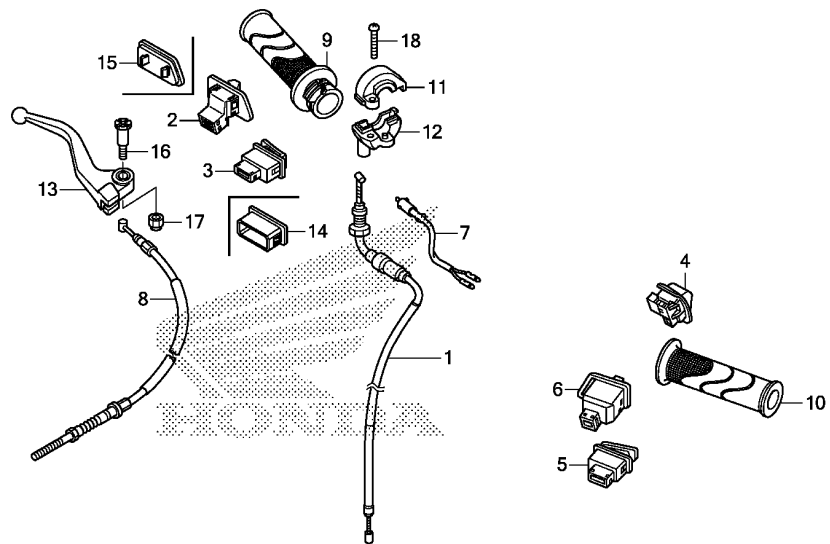
NO INFORMATION .....

3

Ref. No.	Part No.	Description	Reqd. QTY		Serial No.	Parts catalogue code
			AFS1101SH D	E		
1	88113-K09-C00	CAP, LOCK NUT .....	2	2		
2	88210-K09-C01	MIRROR COMP., R. ....	1	1		
	88210-K09-C02	.....	1	1		
3	88220-K09-C01	MIRROR COMP., L. ....	1	1		
	88220-K09-C02	.....	1	1		
4	90101-KZV-J00	BOLT, ADAPTER, 10MM .....	2	2		
5	90301-KZV-J00	NUT, HEX., 10MM (LEFT HAND THREAD)	2	2		

F-4

HANDLE LEVER/SWITCH/CABLE

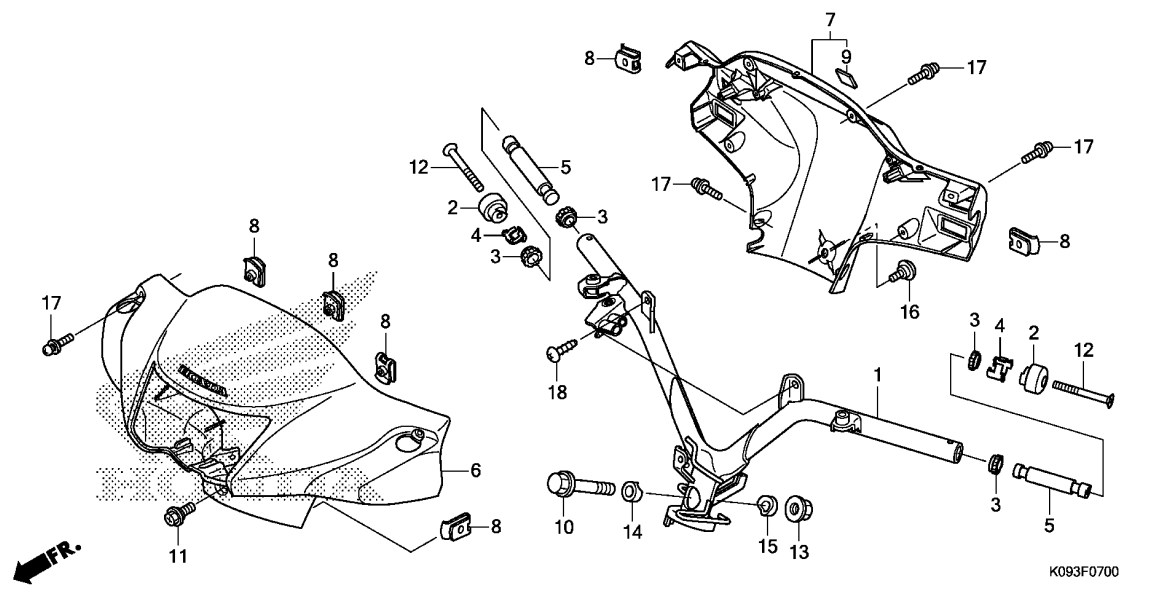


K093F0400

Ref. No.	L.O.N.	(Relative ref. Number) Description	F.R.T.
1	811100	CABLE, THROTTLE .....	0.8
2	6151C1	SWITCH, LIGHTING .....	0.4
3	615116	SWITCH, STARTER .....	0.4
4	615117	SWITCH, DIMMER .....	0.4
5	6151A3	SWITCH, HORN .....	0.4
6	615118	SWITCH, WINKER .....	0.4
7	6151B2	SWITCH, FRONT STOP .....	0.4
8	811125	CABLE, FRONT BRAKE .....	0.6
9	810150	GRIP, THROTTLE .....	0.4
10	8101C0	GRIP, HANDLE :LEFT .....	0.1
12	810155	HOUSING, THROTTLE .....	0.4
13	8101C7	LEVER, HANDLE :RIGHT .....	0.3

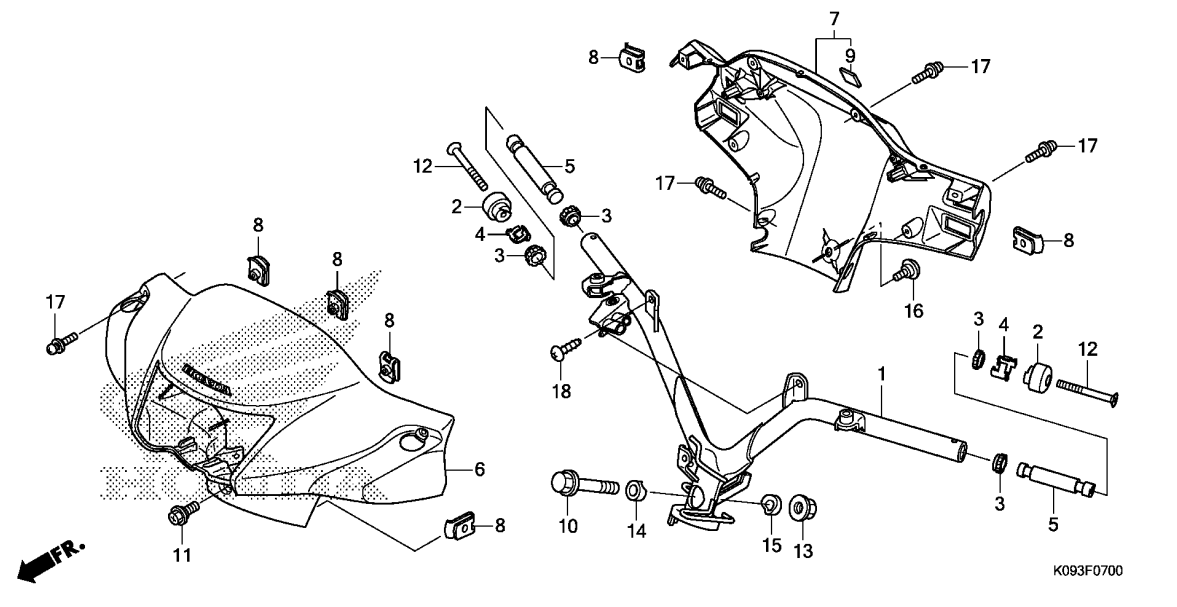
Ref. No.	Part No.	Description	Reqd. QTY		Serial No.	Parts catalogue code
			AFS1101SH D	E		
1	17910-K09-C01	CABLE COMP., THROTTLE .....	1	1		
2	35150-K09-C01	SWITCH UNIT, LIGHTING .....	1	-	----- 2DK,3DK,DK	
3	35160-K09-C01	SWITCH UNIT, STARTER .....	1	1	----- 2DK,3DK,3LA,AG,CO,LA,PE	
4	35170-K09-C01	SWITCH UNIT, DIMMER .....	1	1		
5	35180-K09-C01	SWITCH UNIT, HORN .....	1	1		
6	35200-K09-C01	SWITCH UNIT, WINKER .....	1	1		
7	35340-KWW-C01	SWITCH ASSY., FR. STOP .....	1	1		
8	45450-KWW-C00	CABLE COMP., FR. BRAKE .....	1	1		
9	53140-KWW-620	GRIP COMP., THROTTLE .....	1	1		
10	53166-KWB-600	GRIP, L. HANDLE .....	1	1		
11	53167-KFM-900	HOUSING, UPPER THROTTLE .....	1	1		
12	53168-KFM-901	HOUSING, UNDER THROTTLE .....	1	1		
13	53175-KWW-C00	LEVER COMP., R. HANDLE .....	1	1		
14	53207-K09-D00ZB	CAP, HANDLE COVER				
		*NH1*.....BLACK	1	-	----- DK	
15	53208-K09-L00ZB	CAP B, HANDLE COVER				
		*NH1*.....BLACK	1	1	----- 3LA,AG,CO,LA,PE	
16	90113-KWW-C00	BOLT, R. HANDLE LEVER PIVOT .....	1	1		
17	90302-KWW-C00	NUT, HEX., 5MM .....	1	1		
18	93500-05025-0G	SCREW, PAN, 5X25 .....	1	1		





Ref. No.	L.O.N.	(Relative ref. Number) Description	F.R.T.
1	810100	PIPE, STEERING HANDLE (3,4)	1.2
5	8101B3	WEIGHT, HANDLE :LEFT	0.2
	8101B4	WEIGHT, HANDLE :RIGHT	0.5
	8101B5	WEIGHT, HANDLE :BOTH	0.7
6	4131B5	COVER, HANDLE :FRONT	0.3
7	4131B6	COVER, HANDLE :REAR	0.7
	4131U1	COVER, HANDLE :BOTH	0.9

Ref. No.	Part No.	Description	Reqd. QTY	Serial No.	Parts catalogue code
			AFS1101SH D E		
1	53100-K09-C00	PIPE COMP., STEERING HANDLE (DRUM)	1 1		
2	53105-KWW-640	WEIGHT A, STEERING HANDLE ...	2 2		
3	53107-KW7-930	RUBBER, HANDLE WEIGHT	4 4		
4	53108-KRS-830	RING, HANDLE WEIGHT SNAP	2 2		
5	53109-KVR-C00	WEIGHT B, STEERING HANDLE ...	2 2		
6	53240-K09-C00ZH	COVER SET, FR. HANDLE(WL)			
	*TYPE6*		1 1	-----	2DK,3DK,3LA,AG,DK,LA,PE
	53240-K09-C00ZF	*TYPE8*	1 1	-----	3LA,AG,CO,LA,PE
	53240-K09-C00ZG	*TYPE7*	1 1	-----	3LA,AG,CO,LA,PE
	53240-K09-C00ZE	*TYPE1*	1 1	-----	3LA,AG,LA,PE
	53240-K09-C00ZD	*TYPE2*	1 -	-----	2DK,3DK,DK
	53240-K09-C00ZJ	*TYPE6 1*	- 1	-----	CO
	53240-K09-C00ZK	*TYPE1 1*	- 1	-----	CO
7	53250-K09-C00ZA	COVER COMP., RR. HANDLE			
	*NH1*	BLACK	1 1	-----	2DK,3DK,3LA,AG,DK,LA,PE
	53250-K09-M20ZC	COVER COMP., HANDLE			
	*NH1*	BLACK	- 1	-----	CO
8	64521-MN5-000	NUT, CLIP, 4MM	8 8		
9	86150-KYS-940	EMBLEM, PRODUCT	1 1		
10	90102-KWW-640	BOLT, FLANGE, 10X48	1 1		
11	90103-K09-C00	BOLT, FR. HANDLE COVER	1 1		
12	90126-KVR-650	SCREW, STEERING HANDLE WEIGHT	2 2		
13	90304-KVR-C00	NUT, FLANGE, 10MM(PT)	1 1		
14	90501-KPH-880	COLLAR A, HANDLE SETTING	1 1		
15	90505-KZV-J00	COLLAR B, HANDLE SETTING	1 1		



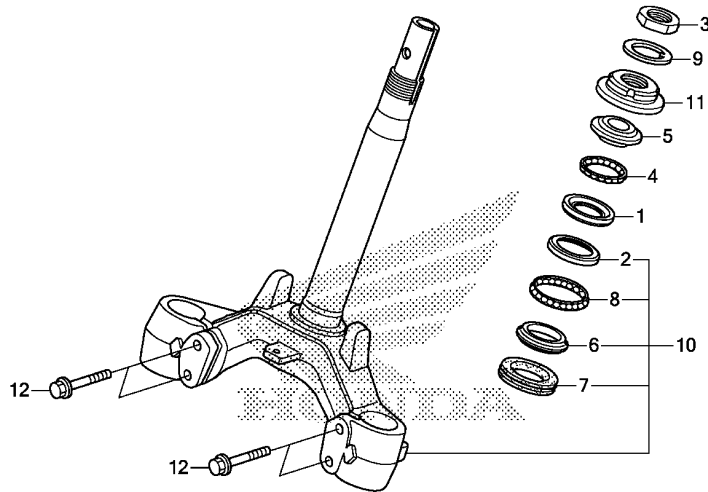
Ref. No.	Part No.	Description	Reqd. QTY		Serial No.	Parts catalogue code
			AFS1101SH D	E		

16	91509-GE2-760	SCREW, PAN, 5X11.5	1	1		
17	93891-04012-07	SCREW-WASHER, 4X12	8	8		
18	93903-24480	SCREW, TAPPING, 4X16	2	2		

F-9

STEERING STEM

F 7



FR.

K093F0900

Ref. No.	L.O.N.	(Relative ref. Number) Description	F.R.T.
1		(4)	
1	5101A0	RACE, STEERING BALL :UPPER ...	1.7
2	5101A1	RACE, STEERING BALL :LOWER ...	1.9
	5101C9	RACE, STEERING BALL :BOTH ....	1.9
5	5101A9	RACE, STEERING TOP CONE .....	1.7
6		(7,8)	
	5101B0	RACE, STEERING BOTTOM CONE ...	1.9
10	510100	STEM OR SHAFT ASSY., STEERING	1.7
11	5101B2	THREAD, STEERING HEAD TOP ....	1.5

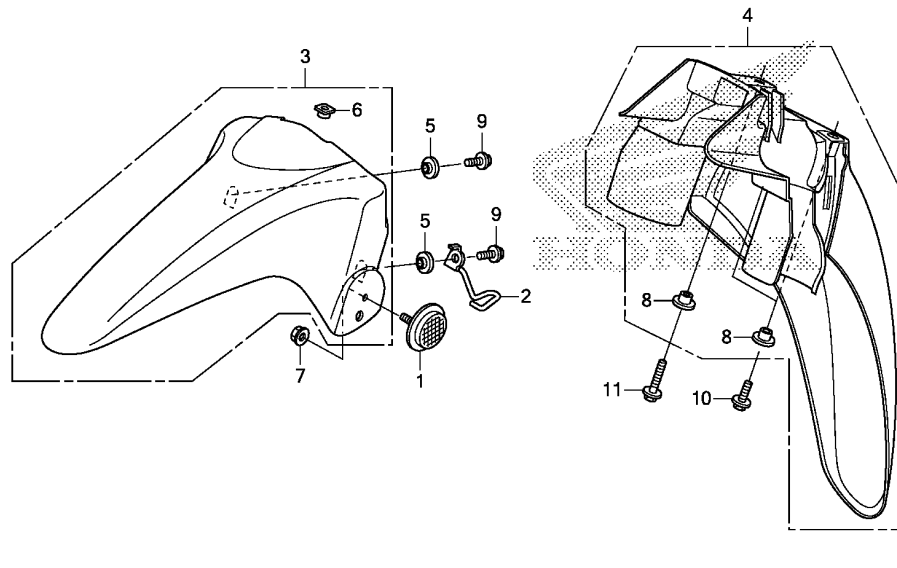
3

Ref. No.	Part No.	Description	Reqd. QTY		Serial No.	Parts catalogue code
			AFS1101SH D	E		
1	50301-KRS-830	RACE, STEERING TOP BALL .....	1	1		
2	50302-KRS-830	RACE, STEERING BOTTOM BALL ..	1	1		
3	50306-KVR-C00	NUT, STEERING STEM LOCK .....	1	1		
4	53210-KVR-C00	BALL ASSY., STEERING STEEL, #6X21	1	1		
5	53211-KRS-830	RACE, STEERING TOP CONE .....	1	1		
6	53212-KRS-830	RACE, STEERING BOTTOM CONE ..	1	1		
7	53214-GN5-900	DUST SEAL, STEERING HEAD ....	1	1		
8	53215-KVR-C00	BALL ASSY., STEERING STEEL, #6X26	1	1		
9	53216-KRS-830	WASHER, STEERING STEM NUT ...	1	1		
10	53219-KWW-C00	STEM SUB ASSY., STEERING ....	1	1		
11	53220-KVR-C00	THREAD COMP., STEERING HEAD TOP	1	1		
12	90163-GCC-C50	BOLT, FLANGE, 10X45 .....	4	4		

**F-10**

**FRONT FENDER**

**F 8**

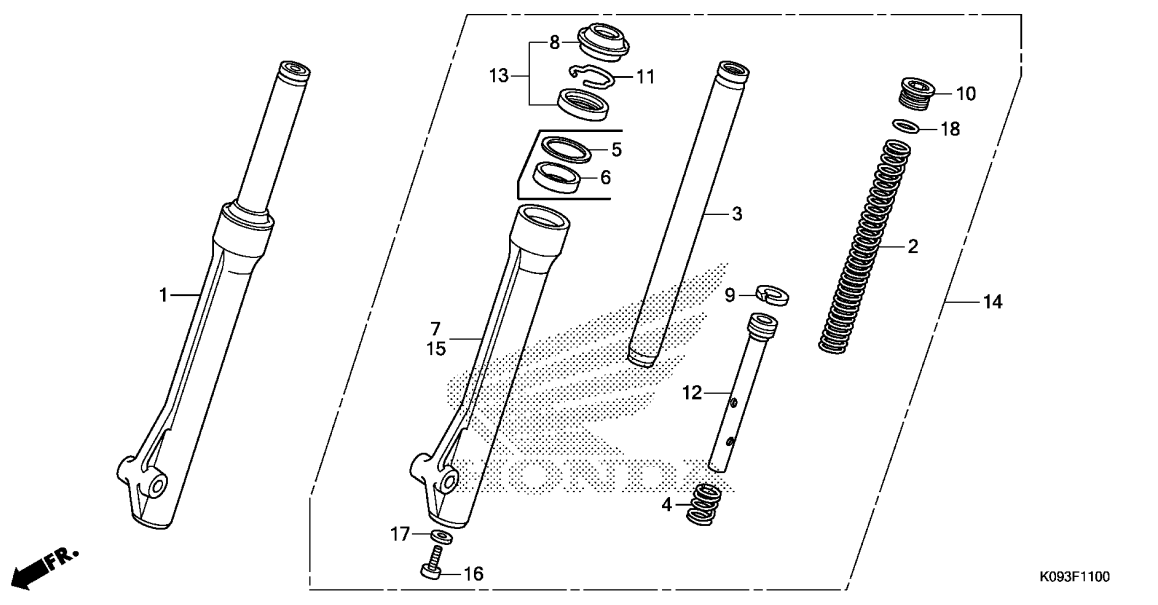


Ref. No.	L.O.N.	(Relative ref. Number) Description	F.R.T.
3	413103	FENDER A, FRONT .....	0.5
4	413104	FENDER B, FRONT .....	0.7

Ref. No.	Part No.	Description	Reqd. QTY		Serial No.	Parts catalogue code
			AFS1101SH D	E		
1	33741-KYY-901	REFLECTOR, REFLEX(AMBER) ....	2	2		
2	45465-KWW-640	GUIDE COMP., BRAKE CABLE ....	1	1		
3	61100-K09-C00ZG	FENDER A, FR.				
		*R264C*.....CANDY LUCID RED	1	1		
	61100-K09-C00ZC	*NH1*.....BLACK	1	1	-----	3LA,AG,CO,LA,PE
	61100-K09-C00ZH	*PB354P*....PEARL GEMINI BLUE	1	1	-----	3LA,AG,CO,LA,PE
	61100-K09-C00ZJ	*NHA67P*....PEARL SILKY WHITE	1	1	-----	3LA,AG,CO,LA,PE
	61100-K09-C00ZE	*NHA05M*CLEAN SILVER METALLIC	1	-	-----	2DK,3DK,DK
4	61200-KWW-640ZB	FENDER B, FR.				
		*NH1*.....BLACK	1	1		
5	81312-KPH-900	COLLAR, FR. FENDER .....	2	2		
6	90301-K09-C00	NUT, SPECIAL, 6MM .....	1	1		
7	90302-KYA-601	NUT, FLANGE, 6MM(PT) .....	2	2		
8	90503-KBP-900	COLLAR, MAIN SIDE COVER .....	3	3		
9	96001-06012-00	BOLT, FLANGE, 6X12 .....	2	2		
10	96001-06014-00	BOLT, FLANGE, 6X14 .....	2	2		
11	96001-06025-00	BOLT, FLANGE, 6X25 .....	1	1		







Ref. No.	L.O.N.	(Relative ref. Number) Description	F.R.T.
1	5111C3	FORK ASSY., FRONT :RIGHT .....	0.7
2	5111C5	SPRING, FRONT FORK :LEFT .....	0.9
	5111C6	SPRING, FRONT FORK :RIGHT .....	0.9
	5111C7	SPRING, FRONT FORK :BOTH .....	1.2
3		(4,9,12)	
	5111G2	PIPE, FRONT FORK :LEFT .....	1.0
	5111G3	PIPE, FRONT FORK :RIGHT .....	1.0
	5111G4	PIPE, FRONT FORK :BOTH .....	1.5
7		(6)	
	5111D2	CASE, BOTTOM :RIGHT .....	1.1
13	5111E7	SEAL SET, FRONT FORK :LEFT ...	1.1
	5111E8	SEAL SET, FRONT FORK :RIGHT ..	1.1
	5111E9	SEAL SET, FRONT FORK :BOTH ...	1.7
14	5111C2	FORK ASSY., FRONT :LEFT .....	0.7
	5111C4	FORK ASSY., FRONT :BOTH .....	0.9
15		(6)	
	5111D1	CASE, BOTTOM :LEFT .....	1.1
	5111D3	CASE, BOTTOM :BOTH .....	1.7

3

Ref. No.	Part No.	Description	Reqd. QTY		Serial No.	Parts catalogue code
			AFS1101SH D	E		
1	51400-K09-C01	FORK ASSY., R. FR. (BRIGHT STAR)	1	1		
	51400-KWW-642	FORK ASSY., R. FR. (CHUANNAN ABSORBER)	1	1		
2	51401-K09-C01	SPRING, FR. FORK(BRIGHT STAR)	2	2		
	51401-KWW-662	SPRING, FR. FORK (CHUANNAN ABSORBER)	2	2		
3	51410-K09-C01	PIPE COMP., FR. FORK (BRIGHT STAR)	2	2		
	51410-KWW-662	PIPE COMP., FR. FORK (CHUANNAN ABSORBER)	2	2		
4	51412-K09-C01	SPRING, REBOUND .....	2	2		
	51412-KWW-662	(BRIGHT STAR) ..... (CHUANNAN ABSORBER)	2	2		
5	51413-KWW-662	RING, BACK UP .....	2	2		
		(CHUANNAN ABSORBER)				
6	51414-KWW-662	BUSH, GUIDE .....	2	2		
		(CHUANNAN ABSORBER)				
7	51420-K09-C01	CASE, R. FR. FORK(BRIGHT STAR)	1	1		
	51420-KWW-642	CASE COMP., R. FR. BOTTOM (CHUANNAN ABSORBER)	1	1		
8	51425-K09-C01	SEAL, DUST .....	2	2		
		(BRIGHT STAR)				
	51425-KWW-662	SEAL, DUST(CHUANNAN ABSORBER)	2	2		
9	51437-K09-C01	RING, PISTON .....	2	2		
		(BRIGHT STAR)				

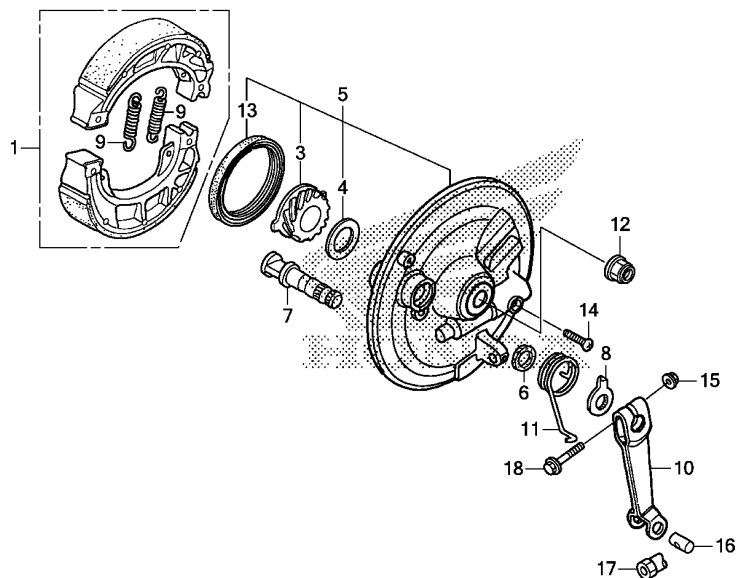
**F-11**

**FRONT FORK**



Ref. No.	Part No.	Description	Reqd. QTY		Serial No.	Parts catalogue code
			AFS1101SH D	E		
(9)	51437-KWW-662	RING, PISTON .....	2	2		
		(CHUANNAN ABSORBER)				
10	51454-K09-C01	SEAT B, SPRING .....	2	2		
		(BRIGHT STAR)				
	51454-KWW-662	BOLT, FR. FORK .....	2	2		
		(CHUANNAN ABSORBER)				
11	51466-K09-C01	RING, OIL SEAL STOPPER .....	2	2		
		(BRIGHT STAR)				
	51466-KWW-662	.....	2	2		
		(CHUANNAN ABSORBER)				
12	51470-K09-C01	PIPE, SEAT .....	2	2		
		(BRIGHT STAR)				
	51470-KWW-662	.....	2	2		
		(CHUANNAN ABSORBER)				
13	51490-K09-C01	SEAL SET, FR. FORK .....	2	2		
		(BRIGHT STAR)				
	51490-KWW-662	SEAL SET, FR. FORK .....	2	2		
		(CHUANNAN ABSORBER)				
14	51500-K09-C01	FORK ASSY., L. FR. .....	1	1		
		(BRIGHT STAR)				
	51500-KWW-642	FORK ASSY., L. FR. .....	1	1		
		(CHUANNAN ABSORBER)				
15	51520-K09-C01	CASE, L. FR. FORK(BRIGHT STAR)	1	1		
	51520-KWW-642	CASE COMP., L. FR. BOTTOM .....	1	1		
		(CHUANNAN ABSORBER)				
16	90116-K09-C01	BOLT, SOCKET, 8MM .....	2	2		
		(BRIGHT STAR)				
	90116-KWW-662	.....	2	2		
		(CHUANNAN ABSORBER)				
17	90544-K09-C01	WASHER, SPECIAL, 8MM .....	2	2		
		(BRIGHT STAR)				
	90544-KRF-H71	WASHER, SPECIAL, 8MM .....	2	2		
		(CHUANNAN ABSORBER)				
18	91356-K09-C01	O-RING, 15.8X2.85 .....	2	2		
		(BRIGHT STAR)				
	91356-KWW-662	.....	2	2		
		(CHUANNAN ABSORBER)				





Ref. No.	L.O.N.	(Relative ref. Number) Description	F.R.T.
1	7111N1	SHOE(PAD) SET, BRAKE(A) :FRONT (13)	0.3
3	7101C3	GEAR, SPEEDOMETER .....	0.3
5	7111D0	PANEL, FRONT BRAKE .....	0.4
10	7111C3	ARM, BRAKE :FRONT .....	0.1

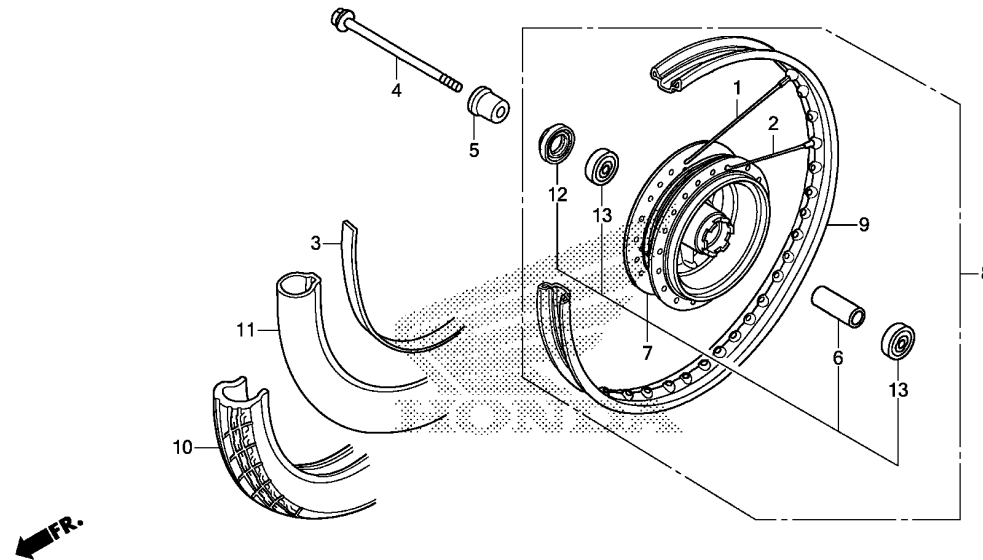
3

Ref. No.	Part No.	Description	Reqd. QTY		Serial No.	Parts catalogue code
			AFS1101SH D	E		
1	06430-KSY-900	SHOE SET, BRAKE(JB) .....	1	1		
3	44806-KVR-C00	GEAR, SPEEDOMETER(22T) .....	1	1		
4	44809-KRS-830	WASHER, SPEEDOMETER GEAR .....	1	1		
5	45010-KVR-C00	PANEL SUB COMP., FR. BRAKE ..	1	1		
6	45134-250-000	DUST SEAL, BRAKE CAM .....	1	1		
7	45141-KVR-C00	CAM, FR. BRAKE .....	1	1		
8	45145-KRF-B40	INDICATOR, FR. BRAKE .....	1	1		
9	45151-GCC-000	SPRING, BRAKE SHOE(JB)(BLACK)	2	2		
10	45410-KRS-830	ARM, FR. BRAKE .....	1	1		
11	45435-121-010	SPRING, FR. BRAKE ARM RETURN	1	1		
12	90306-KYA-601	NUT, FLANGE, 12MM(PT) .....	1	1		
13	91251-GN5-901	DUST SEAL, 47X57X7(ARAI) .....	1	1		
	91251-KEV-901	OIL SEAL, 47X57X7 .....	1	1		
14	93700-05020-0A	SCREW, OVAL, 5X20 .....	1	1		
15	94050-06000	NUT, FLANGE, 6MM .....	1	1		
16	95015-32001	JOINT B, BRAKE ARM .....	1	1		
17	95015-42000	NUT B, BRAKE ROD ADJUSTING ..	1	1		
18	95701-06028-00	BOLT, FLANGE, 6X28 .....	1	1		

**F-14-10**

**FRONT WHEEL(AFS1101SH-LA,DK,3DK,3LA,AG,PE,CO)**

**F12**



K093F1410

Ref. No.	L.O.N.	(Relative ref. Number) Description	F.R.T.
4		(12)	
710151		AXLE, FRONT WHEEL .....	0.2
7		(1,2)	
710103		HUB, FRONT WHEEL .....	2.3
8		7101D4 FRONT WHEEL .....	0.7
9		710109 RIM, WHEEL :FRONT .....	2.2
10		(3)	
710139		FRONT TIRE(ONE) .....	0.7
11		(3)	
710140		TUBE, FRONT TIRE(ONE) .....	0.7
13		710115 BEARING, FRONT WHEEL(ONE) .....	0.4
710115G		.Replace 1 bearing add .....	0.1

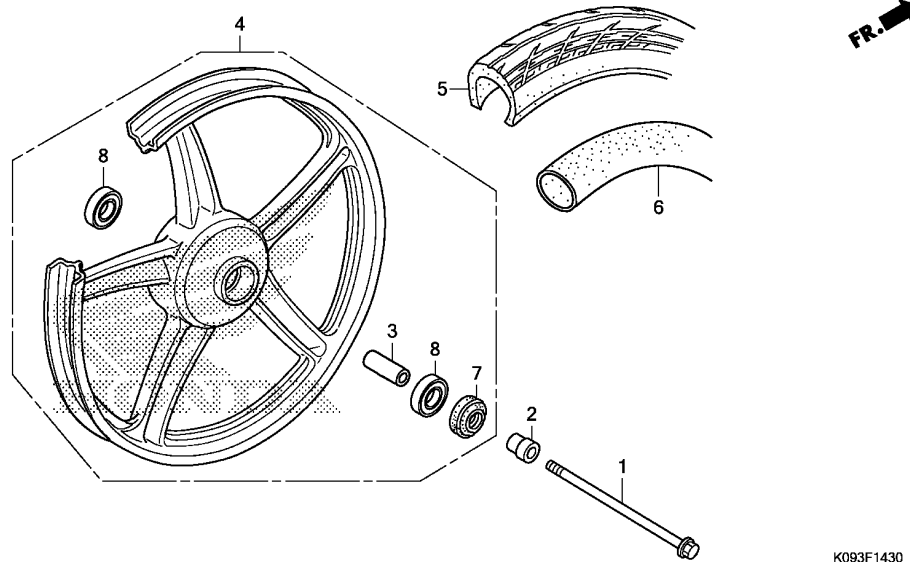
Ref. No.	Part No.	Description	Reqd. QTY		Serial No.	Parts catalogue code
			AFS1101SH	D E		
1	06440-GGN-J00	SPOKE SET A, 11X160 .....	18	18	-----	3DK,3LA,AG,CO,DK,LA,PE
2	06441-GGN-J00	SPOKE SET A, 11X159 .....	18	18	-----	3DK,3LA,AG,CO,DK,LA,PE
3	42713-K09-C01	FLAP, TIRE(YUANXING) .....	1	1	-----	3DK,3LA,AG,CO,DK,LA,PE
	42713-KWW-C12	FLAP, TIRE(HWA FONG)(17X1.60) .....	1	1	-----	3DK,3LA,AG,CO,DK,LA,PE
	44713-KVR-C02	FLAP, TIRE(CHENG SHIN) .....	1	1	-----	3DK,3LA,AG,CO,DK,LA,PE
4	44301-KWW-640	AXLE, FR. WHEEL .....	1	1	-----	3DK,3LA,AG,CO,DK,LA,PE
5	44311-KZL-930	COLLAR, FR. WHEEL SIDE .....	1	1	-----	3DK,3LA,AG,CO,DK,LA,PE
6	44620-KRS-830	COLLAR, FR. AXLE DISTANCE ...	1	1	-----	3DK,3LA,AG,CO,DK,LA,PE
7	44635-K09-C00	HUB SUB ASSY., FR. ....	1	1	-----	3DK,3LA,AG,CO,DK,LA,PE
8	44650-K09-C00	WHEEL SUB ASSY., FR. ....	1	1	-----	3DK,3LA,AG,CO,DK,LA,PE
9	44701-KPH-C00	RIM, FR. WHEEL(17X1.40) .....	1	1	-----	3DK,3LA,AG,CO,DK,LA,PE
10	44711-K09-C01	TIRE, FR.(YUANXING)	1	1	-----	3DK,3LA,AG,CO,DK,LA,PE
		(70/90-17M/C38P)				
	44711-KWW-C01	TIRE, FR.(CHENG SHIN)	1	1	-----	3DK,3LA,AG,CO,DK,LA,PE
		(70/90-17 M/C 38P)				
	44711-KWW-C02	TIRE, FR.(HWA FONG)	1	1	-----	3DK,3LA,AG,CO,DK,LA,PE
		(70/90-17 M/C 38P)				
11	44712-K09-C01	TUBE, TIRE(YUANXING)	1	1	-----	3DK,3LA,AG,CO,DK,LA,PE
		(70/90-17M/C)				
	44712-KWW-C01	TUBE, TIRE(CHENG SHIN)	1	1	-----	3DK,3LA,AG,CO,DK,LA,PE
		(70/90-17 M/C)				
	44712-KWW-C02	TUBE, TIRE(HWA FONG)	1	1	-----	3DK,3LA,AG,CO,DK,LA,PE
		(70/90-17 M/C)				
12	90755-229-003	OIL SEAL, 21X37X7(ARAI) .....	1	1	-----	3DK,3LA,AG,CO,DK,LA,PE
13	91052-K09-C01	BEARING, RADIAL BALL, 6301UU .....	2	2	-----	3DK,3LA,AG,CO,DK,LA,PE
	91052-K09-C02	.....	2	2	-----	3DK,3LA,AG,CO,DK,LA,PE

**3**

F-14-30

FRONT WHEEL(AFS1101SH-2DK)

F13

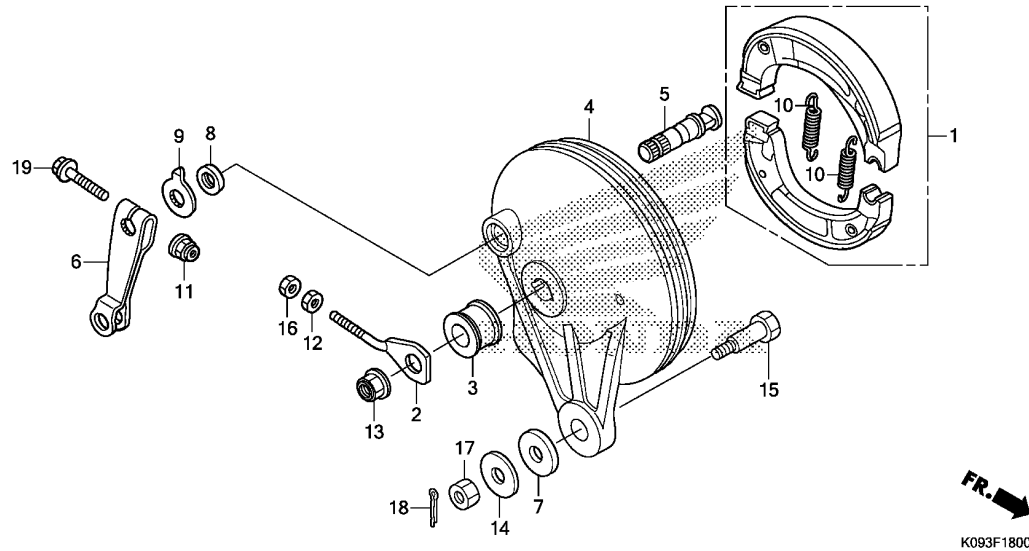


Ref. No.	L.O.N.	(Relative ref. Number) Description	F.R.T.
1		(7)	
1	710151	AXLE, FRONT WHEEL .....	0.2
4	7101G2	FRONT WHEEL(A) .....	0.7
5	710139	FRONT TIRE(ONE) .....	0.7
6	710140	TUBE, FRONT TIRE(ONE) .....	0.7
8	710115	BEARING, FRONT WHEEL(ONE) ....	0.4
	710115G	.ReplacE 1 bearing add .....	0.1

K093F1430

3

Ref. No.	Part No.	Description	Reqd. QTY		Serial No.	Parts catalogue code
			AFS1101SH	D E		
1	44301-KWW-640	AXLE, FR. WHEEL .....	1	-	-----	2DK
2	44311-KZL-930	COLLAR, FR. WHEEL SIDE .....	1	-	-----	2DK
3	44620-KRS-830	COLLAR, FR. AXLE DISTANCE ...	1	-	-----	2DK
4	44650-K09-C10ZA	WHEEL SUB ASSY., FR. *NH364M*SHEEN SILVER METALLIC	1	-	-----	2DK
5	44711-K09-C01	TIRE, FR.(YUANXING) (70/90-17M/C38P)	1	-	-----	2DK
	44711-KWW-C01	TIRE, FR.(CHENG SHIN) (70/90-17 M/C 38P)	1	-	-----	2DK
	44711-KWW-C02	TIRE, FR.(HWA FONG) (70/90-17 M/C 38P)	1	-	-----	2DK
6	44712-K09-C01	TUBE, TIRE(YUANXING) (70/90-17M/C)	1	-	-----	2DK
	44712-KWW-C01	TUBE, TIRE(CHENG SHIN) (70/90-17 M/C)	1	-	-----	2DK
	44712-KWW-C02	TUBE, TIRE(HWA FONG) (70/90-17 M/C)	1	-	-----	2DK
7	90755-229-003	OIL SEAL, 21X37X7(ARAI) .....	1	-	-----	2DK
8	91052-K09-C01	BEARING, RADIAL BALL, 6301UU	2	-	-----	2DK
	91052-K09-C02	.....	2	-	-----	2DK



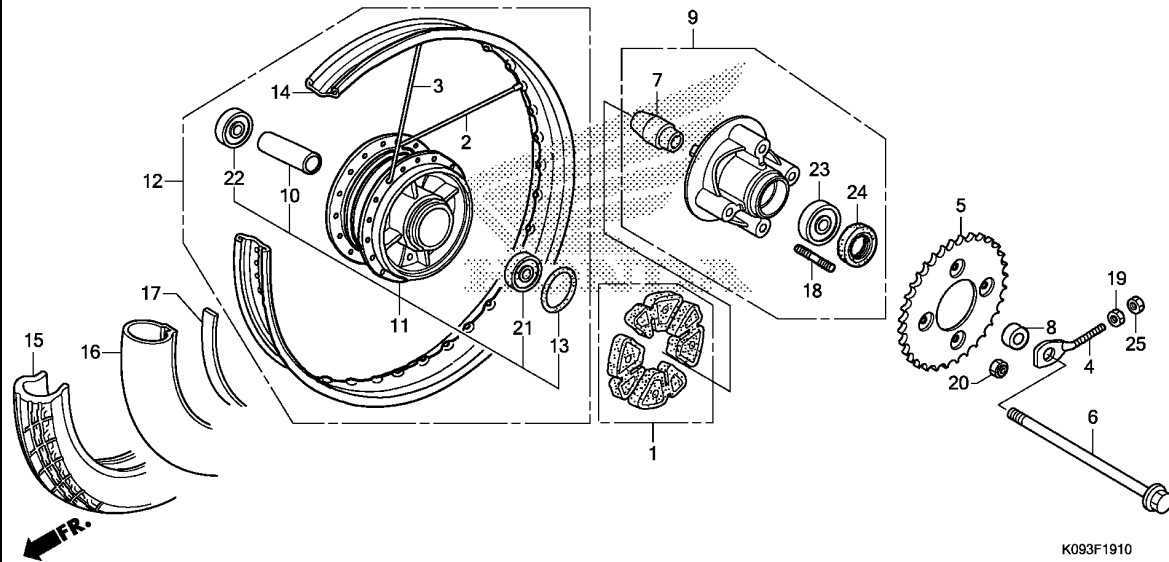
Ref. No.	L.O.N.	(Relative ref. Number) Description	F.R.T.
1	711140	SHOE(PAD) SET, BRAKE :REAR ...	0.4
4		(5)	
	7111A9	PANEL, REAR BRAKE .....	0.5
6	7111C4	ARM, BRAKE :REAR .....	0.1

Ref. No.	Part No.	Description	Reqd. QTY		Serial No.	Parts catalogue code
			AFS1101SH D	E		
1	06430-KSY-900	SHOE SET, BRAKE(JB) .....	1	1		
2	40543-KWB-600	ADJUSTER, R. CHAIN .....	1	1		
3	42313-KYV-C00	COLLAR, RR. BRAKE PANEL SIDE	1	1		
4	43100-KWW-640ZB	PANEL COMP., RR. BRAKE *NH364M*SHEEN SILVER METALLIC	1	1		
5	43141-KPH-C00	CAM, RR. BRAKE .....	1	1		
6	43410-KWW-C00	ARM, RR. BRAKE .....	1	1		
7	43434-ME1-670	RUBBER, STOPPER ARM .....	1	1		
8	45134-250-000	DUST SEAL, BRAKE CAM .....	1	1		
9	45145-KWW-C00	INDICATOR, FR. BRAKE .....				
		(RR.)	1	1		
10	45151-GCC-000	SPRING, BRAKE SHOE(JB) (BLACK)	2	2		
11	90301-473-003	NUT, U, 6MM(FUSERASHI) .....	1	1		
	90301-KGH-901	NUT, U, 6MM(FUJI SEIMITSU) ..	1	1		
12	90302-KBP-900	NUT, SPECIAL, 6MM .....	1	1		
13	90306-KYA-601	NUT, FLANGE, 12MM(PT) .....	1	1		
14	90505-425-000	WASHER, 8MM .....	1	1		
15	92811-10000	BOLT A, BRAKE STOPPER .....	1	1		
16	94001-06000-0S	NUT, HEX., 6MM .....	1	1		
17	94001-08000-0S	NUT, HEX., 8MM .....	1	1		
18	94201-20150	PIN, SPLIT, 2.0X15 .....	1	1		
19	95701-06035-00	BOLT, FLANGE, 6X35 .....	1	1		

**F-19-10**

**REAR WHEEL(AFS1101SH-LA,DK,3DK,3LA,AG,PE,CO)**

**F15**

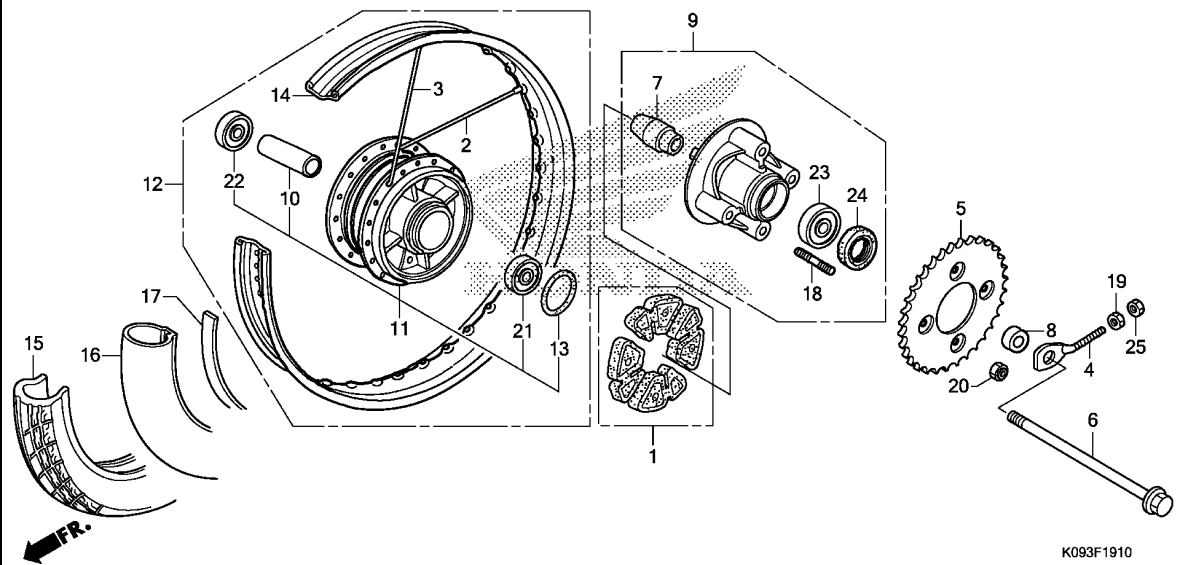


Ref. No.	L.O.N.	(Relative ref. Number) Description	F.R.T.
1		(13)	
710157		DAMPER, REAR WHEEL .....	0.3
5	7101A0	SPROCKET, FINAL DRIVEN .....	0.4
6		(24)	
710160		AXLE, REAR WHEEL .....	0.3
9	7101A5	FLANGE ASSY., FINAL DRIVEN ...	0.4
11		(2,3)	
710121		HUB, REAR WHEEL .....	2.4
12	710118	REAR WHEEL .....	0.8
14	710127	RIM, WHEEL :REAR .....	2.3
15		(17)	
710142		REAR TIRE(ONE) .....	0.8
16		(17)	
7101A7		TUBE, REAR TIRE(ONE) .....	0.8
21		(22)	
710133		BEARING, REAR WHEEL(ONE) .....	0.5
710133G		.Replace 1 bearing add .....	0.1
23	7101D1	BEARING, FINAL DRIVEN FLANGE ..	0.5

K093F1910

Ref. No.	Part No.	Description	Reqd. QTY		Serial No.	Parts catalogue code
			AFS1101SH D	E		
1	06410-KWB-600	DAMPER SET, WHEEL .....	1	1	----- 3DK,3LA,AG,CO,DK,LA,PE	
2	06420-KZV-J00	SPOKE SET A, 10X159.0 .....	18	18	----- 3DK,3LA,AG,CO,DK,LA,PE	
3	06421-KZV-J00	SPOKE SET A, 10X158.5 .....	18	18	----- 3DK,3LA,AG,CO,DK,LA,PE	
4	40543-KWB-600	ADJUSTER, R. CHAIN .....	1	1	----- 3DK,3LA,AG,CO,DK,LA,PE	
5	41201-KWW-640	SPROCKET, FINAL DRIVEN(37T) ..	1	1	----- 3DK,3LA,AG,CO,DK,LA,PE	
6	42301-KWW-640	AXLE, RR. WHEEL .....	1	1	----- 3DK,3LA,AG,CO,DK,LA,PE	
7	42303-KWB-600	SLEEVE, RR. WHEEL .....	1	1	----- 3DK,3LA,AG,CO,DK,LA,PE	
8	42304-KFM-900	COLLAR, RR. WHEEL SIDE .....	1	1	----- 3DK,3LA,AG,CO,DK,LA,PE	
9	42615-K09-C00	FLANGE SUB ASSY., FINAL DRIVEN	1	1	----- 3DK,3LA,AG,CO,DK,LA,PE	
10	42620-KRS-830	COLLAR, RR. AXLE DISTANCE ...	1	1	----- 3DK,3LA,AG,CO,DK,LA,PE	
11	42635-K09-C00	HUB SUB ASSY., RR. ....	1	1	----- 3DK,3LA,AG,CO,DK,LA,PE	
12	42650-K09-C00	WHEEL SUB ASSY., RR. ....	1	1	----- 3DK,3LA,AG,CO,DK,LA,PE	
13	42653-001-004	O-RING, 40.5X3 (NIPPON DUST KEEPER)	1	1	----- 3DK,3LA,AG,CO,DK,LA,PE	
14	42701-KPH-C00	RIM, RR. WHEEL(17X1.60) .....	1	1	----- 3DK,3LA,AG,CO,DK,LA,PE	
15	42711-K09-C01	TIRE, RR.(YUANXING) (80/90-17 M/C 50P)	1	1	----- 3DK,3LA,AG,CO,DK,LA,PE	
	42711-KWW-C01	TIRE, RR.(CHENG SHIN) (80/90-17 M/C 50P)	1	1	----- 3DK,3LA,AG,CO,DK,LA,PE	
	42711-KWW-C02	TIRE, RR.(HWA FONG) (80/90-17 M/C 50P)	1	1	----- 3DK,3LA,AG,CO,DK,LA,PE	
16	42712-K09-C01	TUBE, TIRE(YUANXING) (80/90-17M/C)	1	1	----- 3DK,3LA,AG,CO,DK,LA,PE	

**3**



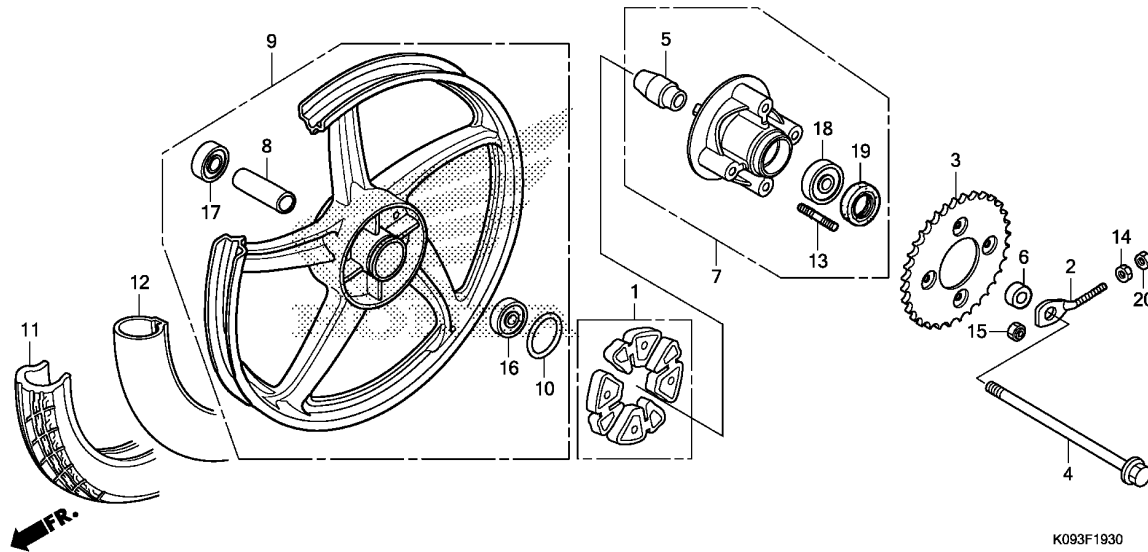
Ref. No.	Part No.	Description	Reqd. QTY		Serial No.	Parts catalogue code
			AFS1101SH D E			
16)	42712-KWW-C01	TUBE, TIRE(CHENG SHIN) (80/90-17 M/C)	1	1	-----	3DK,3LA,AG,CO,DK,LA,PE
	42712-KWW-C02	TUBE, TIRE(HWA FONG) (80/90-17 M/C)	1	1	-----	3DK,3LA,AG,CO,DK,LA,PE
17	42713-K09-C01	FLAP, TIRE(YUANXING) .....	1	1	-----	3DK,3LA,AG,CO,DK,LA,PE
	42713-KVR-C02	FLAP, TIRE(CHENG SHIN) .....	1	1	-----	3DK,3LA,AG,CO,DK,LA,PE
	42713-KWW-C12	FLAP, TIRE(HWA FONG)(17X1.60)	1	1	-----	3DK,3LA,AG,CO,DK,LA,PE
18	90128-KWB-600	BOLT, STUD, 8X18 .....	4	4	-----	3DK,3LA,AG,CO,DK,LA,PE
19	90302-KBP-900	NUT, SPECIAL, 6MM .....	1	1	-----	3DK,3LA,AG,CO,DK,LA,PE
20	90303-KWW-C00	NUT, FLANGE SPECIAL, 8MM .....	4	4	-----	3DK,3LA,AG,CO,DK,LA,PE
	90309-KPH-971	NUT, U, 8MM(FUJI SEIMITSU) ..	4	4	-----	3DK,3LA,AG,CO,DK,LA,PE
21	91051-K09-C01	BEARING, RADIAL BALL, 6201UU .....	1	1	-----	3DK,3LA,AG,CO,DK,LA,PE
	91051-K09-C02	.....	1	1	-----	3DK,3LA,AG,CO,DK,LA,PE
22	91052-K09-C01	BEARING, RADIAL BALL, 6301UU .....	1	1	-----	3DK,3LA,AG,CO,DK,LA,PE
	91052-K09-C02	.....	1	1	-----	3DK,3LA,AG,CO,DK,LA,PE
23	91053-K09-C01	BEARING, RADIAL BALL, 6203UU .....	1	1	-----	3DK,3LA,AG,CO,DK,LA,PE
	91053-K09-C02	.....	1	1	-----	3DK,3LA,AG,CO,DK,LA,PE
24	91251-KGH-901	DUST SEAL, 27X40X4.5(ARAI) ..	1	1	-----	3DK,3LA,AG,CO,DK,LA,PE
	91251-KGH-902	DUST SEAL, 27X40X4.5(NOK) ..	1	1	-----	3DK,3LA,AG,CO,DK,LA,PE
	91251-KPH-881	DUST SEAL, 27X40X4.5(ARAI) ..	1	1	-----	3DK,3LA,AG,CO,DK,LA,PE
	91253-KWW-C00	DUST SEAL, 27X40X4.5 .....	1	1	-----	3DK,3LA,AG,CO,DK,LA,PE
25	94001-06000-0S	NUT, HEX., 6MM .....	1	1	-----	3DK,3LA,AG,CO,DK,LA,PE



# F-19-30

# REAR WHEEL(AFS1101SH-2DK)

G 1

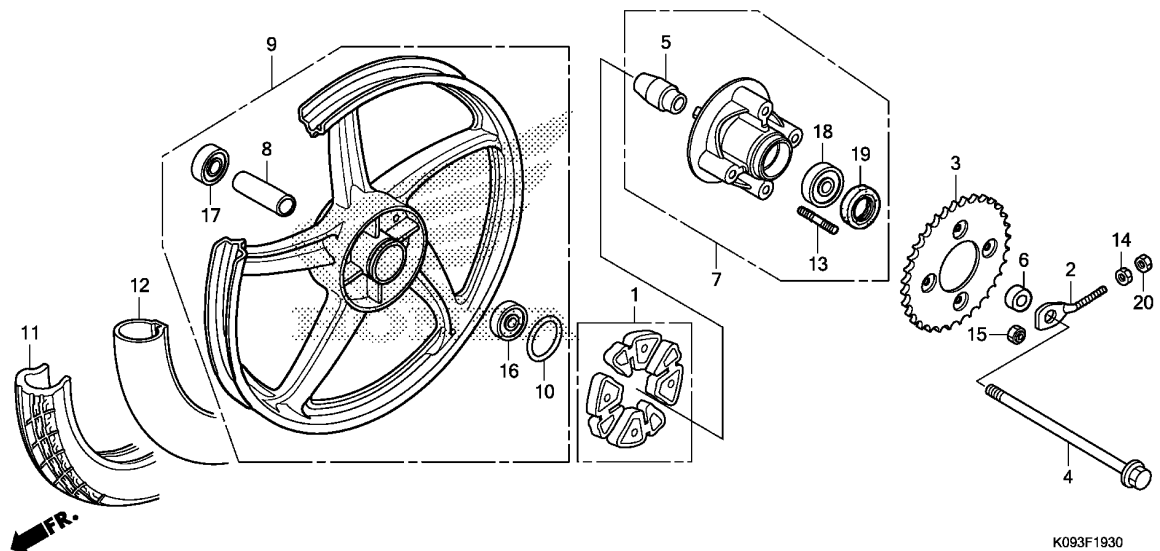


Ref. No.	L.O.N.	(Relative ref. Number) Description	F.R.T.
1		(10)	
1	710157	DAMPER, REAR WHEEL .....	0.3
3	7101A0	SPROCKET, FINAL DRIVEN .....	0.4
4		(19)	
4	710160	AXLE, REAR WHEEL .....	0.3
7	7101A5	FLANGE ASSY., FINAL DRIVEN ...	0.4
9	710118	REAR WHEEL .....	0.8
11	710142	REAR TIRE(ONE) .....	0.8
12	7101A7	TUBE, REAR TIRE(ONE) .....	0.8
16		(17)	
16	710133	BEARING, REAR WHEEL(ONE) .....	0.5
	710133G	.Replace 1 bearing add .....	0.1
18	7101D1	BEARING, FINAL DRIVEN FLANGE ..	0.5

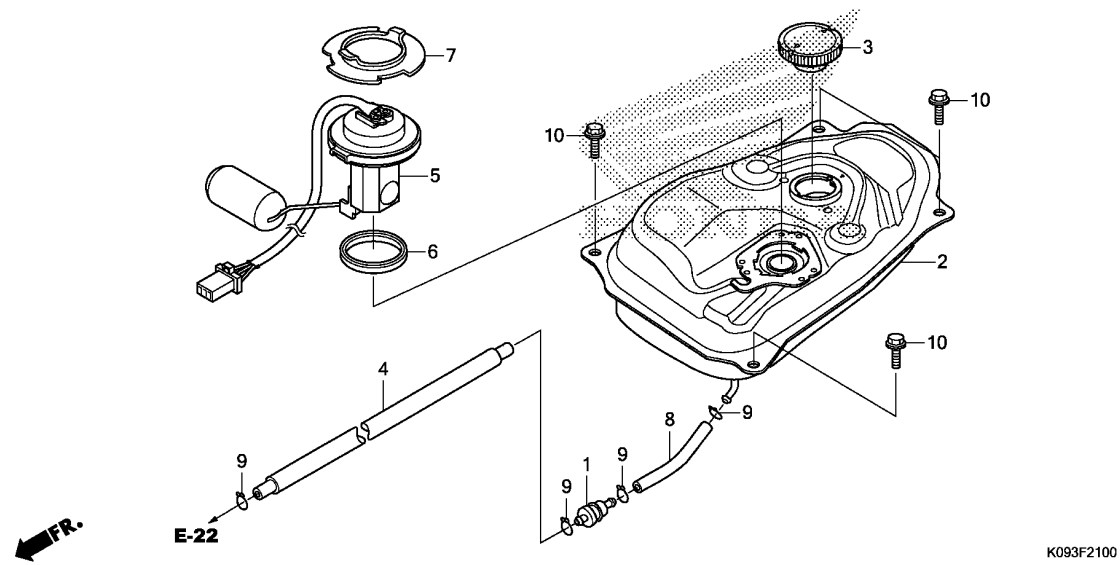
K093F1930

Ref. No.	Part No.	Description	Reqd. QTY		Serial No.	Parts catalogue code
			AFS1101SH	D E		
1	06410-KWB-600	DAMPER SET, WHEEL .....	1	-	-----	2DK
2	40543-KWB-600	ADJUSTER, R. CHAIN .....	1	-	-----	2DK
		(L. SIDE)				
3	41201-KWW-640	SPROCKET, FINAL DRIVEN(37T) ..	1	-	-----	2DK
4	42301-KWW-640	AXLE, RR. WHEEL .....	1	-	-----	2DK
5	42303-KWB-600	SLEEVE, RR. WHEEL .....	1	-	-----	2DK
6	42304-KFM-900	COLLAR, RR. WHEEL SIDE .....	1	-	-----	2DK
7	42615-K09-C00	FLANGE SUB ASSY., FINAL DRIVEN	1	-	-----	2DK
8	42620-KRS-830	COLLAR, RR. AXLE DISTANCE ...	1	-	-----	2DK
9	42650-K09-C10ZA	WHEEL SUB ASSY., RR. *NH364M*SHEEN SILVER METALLIC	1	-	-----	2DK
10	42653-001-004	O-RING, 40.5X3 (NIPPON DUST KEEPER)	1	-	-----	2DK
11	42711-K09-C01	TIRE, RR.(YUANXING) (80/90-17 M/C 50P)	1	-	-----	2DK
	42711-KWW-C01	TIRE, RR.(CHENG SHIN) (80/90-17 M/C 50P)	1	-	-----	2DK
	42711-KWW-C02	TIRE, RR.(HWA FONG) (80/90-17 M/C 50P)	1	-	-----	2DK
12	42712-K09-C01	TUBE, TIRE(YUANXING) (80/90-17M/C)	1	-	-----	2DK
	42712-KWW-C01	TUBE, TIRE(CHENG SHIN) (80/90-17 M/C)	1	-	-----	2DK
	42712-KWW-C02	TUBE, TIRE(HWA FONG) (80/90-17 M/C)	1	-	-----	2DK
13	90128-KWB-600	BOLT, STUD, 8X18 .....	4	-	-----	2DK
14	90302-KBP-900	NUT, SPECIAL, 6MM .....	1	-	-----	2DK

3



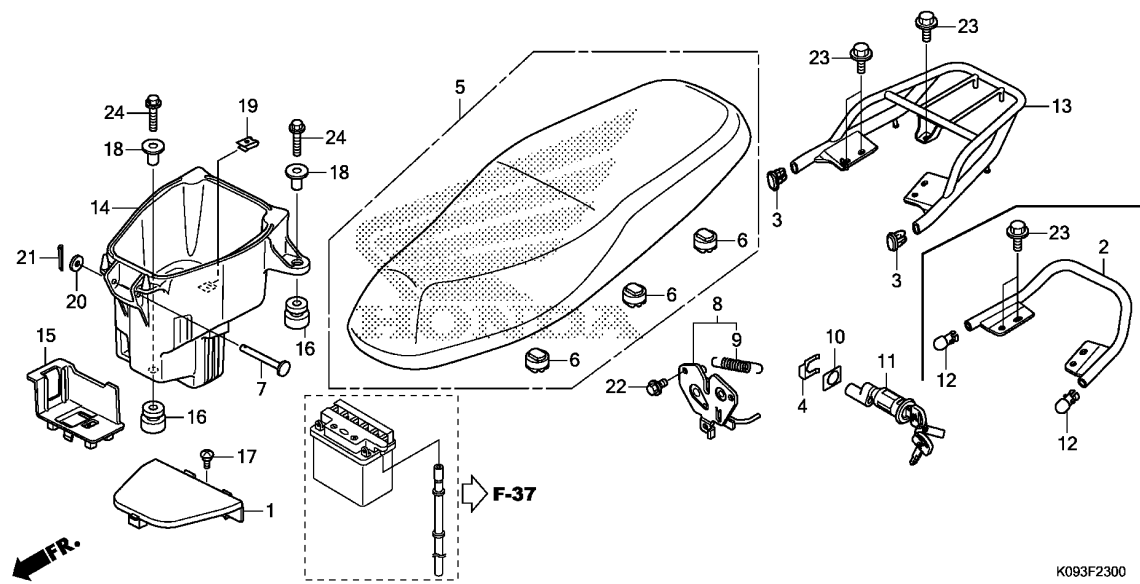
Ref. No.	Part No.	Description	Reqd. QTY		Serial No.	Parts catalogue code
			AFS1101SH D	E		
15	90303-KWW-C00	NUT, FLANGE SPECIAL, 8MM	4	-	-----	2DK
	90309-KPH-971	NUT, U, 8MM(FUJI SEIMITSU)	4	-	-----	2DK
16	91051-K09-C01	BEARING, RADIAL BALL, 6201UU	1	-	-----	2DK
	91051-K09-C02	.....	1	-	-----	2DK
17	91052-K09-C01	BEARING, RADIAL BALL, 6301UU	1	-	-----	2DK
	91052-K09-C02	.....	1	-	-----	2DK
18	91053-K09-C01	BEARING, RADIAL BALL, 6203UU	1	-	-----	2DK
	91053-K09-C02	.....	1	-	-----	2DK
19	91251-KGH-901	DUST SEAL, 27X40X4.5(ARAI)	1	-	-----	2DK
	91251-KGH-902	DUST SEAL, 27X40X4.5(NOK)	1	-	-----	2DK
	91251-KPH-881	DUST SEAL, 27X40X4.5(ARAI)	1	-	-----	2DK
	91253-KWW-C00	DUST SEAL, 27X40X4.5	1	-	-----	2DK
20	94001-06000-0S	NUT, HEX., 6MM	1	-	-----	2DK



Ref. No.	L.O.N.	(Relative ref. Number) Description	F.R.T.
1	310160	STRAINER, FUEL .....	0.4
2	310100	TANK, FUEL .....	0.6
4	3101B5	TUBE, FUEL .....	0.5
5		(6)	
	617105	FUEL TANK SENDING UNIT .....	0.5

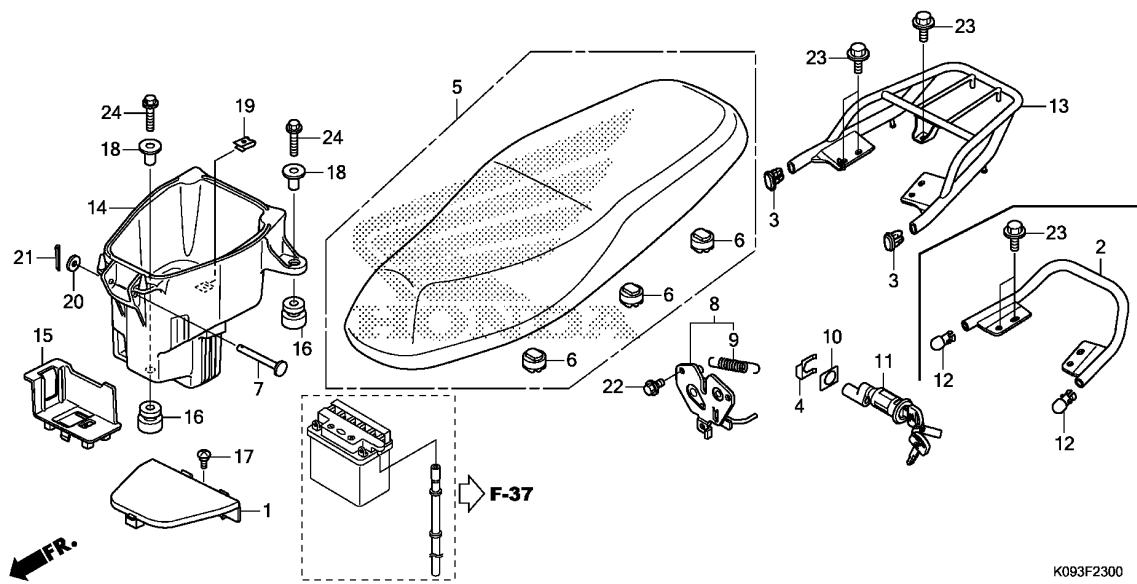
3

Ref. No.	Part No.	Description	Reqd. QTY		Serial No.	Parts catalogue code
			AFS1101SH D	E		
1	16910-KRS-830	STRAINER COMP., FUEL .....	1	1		
2	17510-K09-D00	TANK COMP., FUEL .....	1	1		
3	17620-KRS-T40	CAP COMP., FUEL FILLER .....	1	1		
4	17630-K09-C00	TUBE, FUEL, 5.3X600 .....	1	1		
5	37800-K09-C01	FUEL UNIT .....	1	1		
6	37801-GA7-700	PACKING, BASE .....	1	1		
7	37802-GA7-700	RETAINER, FUEL UNIT .....	1	1		
8	95001-55040-40	TUBE, FUEL, 5.3X40 (95001-55001-60M)	1	1		
9	95002-02100	CLIP, TUBE(B10) .....	4	4		
10	95701-06012-08	BOLT, FLANGE, 6X12 .....	4	4		

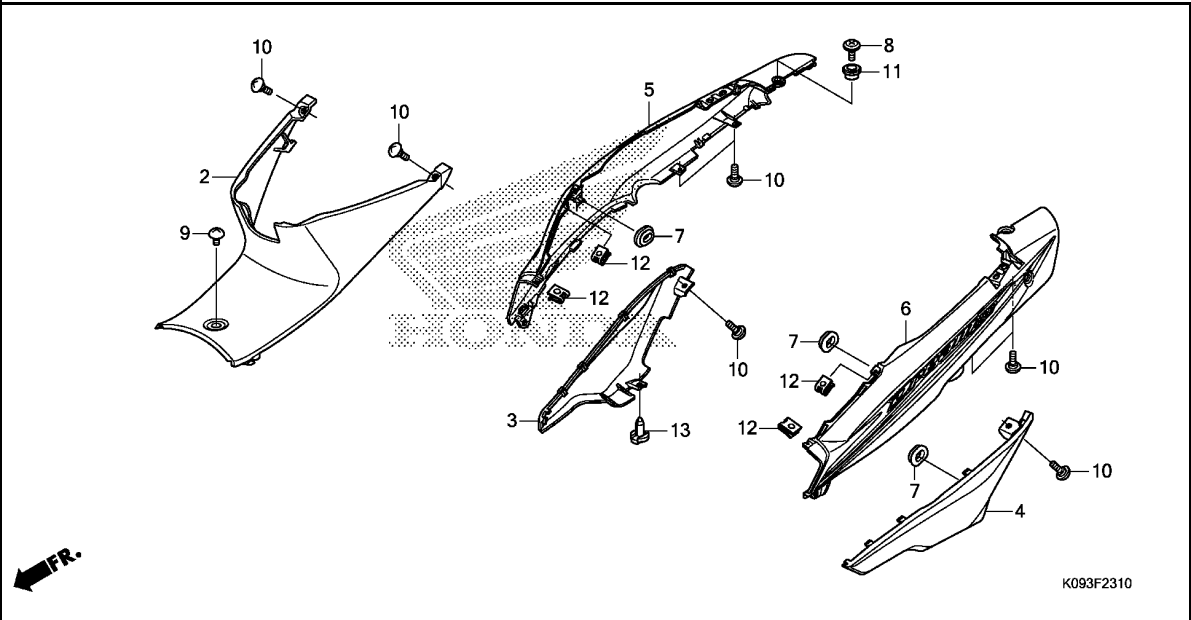


Ref. No.	L.O.N.	(Relative ref. Number) Description	F.R.T.
5	4131E4	SEAT :DOUBLE .....	0.1
8	4131E8	CATCH, SEAT :REAR SIDE .....	0.7
11	4131F2	KEY, SEAT LOCK .....	0.4
13		(2)	
	410165	CARRIER, LUGGAGE .....	0.1
14	412102	BOX, LUGGAGE .....	0.5

Ref. No.	Part No.	Description	Reqd. QTY		Serial No.	Parts catalogue code
			AFS1101SH D	E		
1	50381-K09-C00	COVER, BATTERY .....	1	1		
2	50400-K09-D00	RAIL, RR. GRAB .....	1	-	----- 2DK,3DK,DK	
3	50415-KRS-830	CAP, RR. GRIP PIPE END .....	2	2	----- 3LA,AG,CO,LA,PE	
4	75581-KWW-C00	SPRING, LOCK KEY SETTING .....	1	1		
5	77200-K09-C012A	SEAT ASSY., DOUBLE *TYPE1*.....	1	1		
6	77214-KWW-C00	RUBBER, SEAT SETTING .....	6	6		
7	77215-K09-C00	PIN, SEAT HINGE .....	1	1		
8	77230-K09-C00	CATCH COMP., SEAT .....	1	1		
9	77234-GN2-000	SPRING, SEAT LOCK .....	1	1		
10	77236-GW0-000	WASHER, SEAT LOCK .....	1	1		
11	77239-KVR-C00	KEY, SEAT LOCK .....	1	1		
12	81201-KSY-940	CAP, RR. CARRIER .....	2	-	----- 2DK,3DK,DK	
13	81210-K09-C00	CARRIER, RR. ....	1	1	----- 3LA,AG,CO,LA,PE	
14	81250-K09-C00	BOX, LUGGAGE .....	1	1		
15	81251-K09-D00	SPACER, BATTERY .....	1	-	----- DK	
16	81253-KPH-900	RUBBER, LUGGAGE BOX MOUNTING	3	3		
17	90115-KW7-900	SCREW, VISOR SPECIAL SETTING	1	1		
18	90502-KWW-C00	COLLAR, 6.2X20 .....	3	3		
19	90677-KWW-C00	NUT, CLIP, 5MM .....	1	1		
20	94101-08000	WASHER, PLAIN, 8MM .....	1	1		
21	94201-16180	PIN, SPLIT, 1.6X18 .....	1	1		
22	95701-06012-08	BOLT, FLANGE, 6X12 .....	2	2		

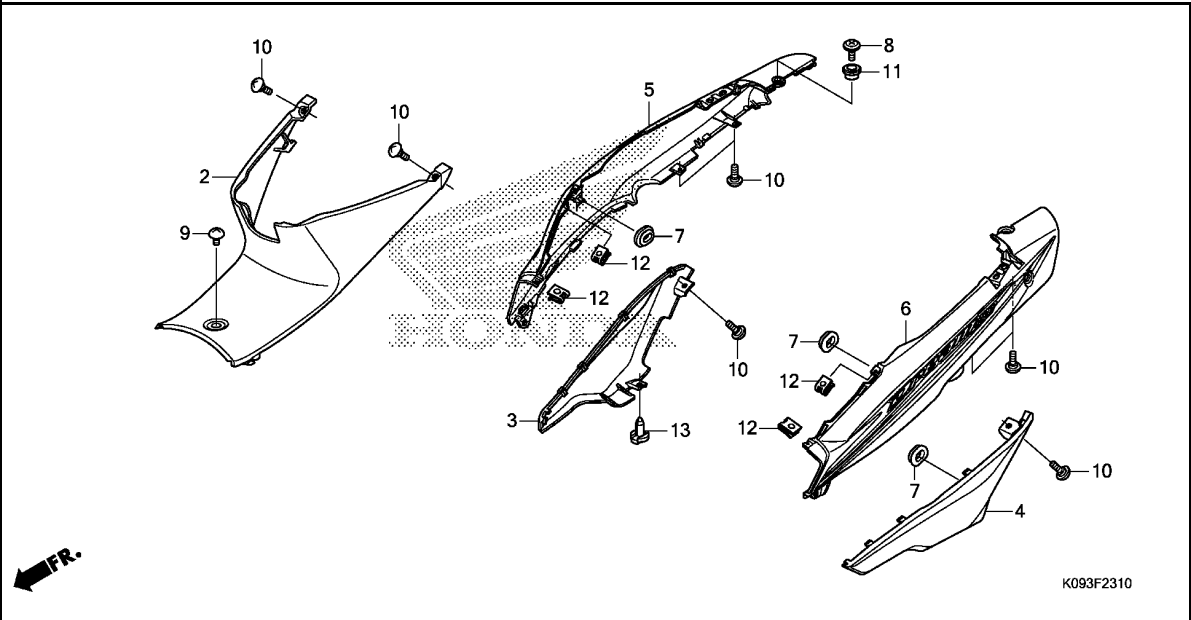


Ref. No.	Part No.	Description	Reqd. QTY		Serial No.	Parts catalogue code
			AFS1101SH D	E		
23	95701-08014-07	BOLT, FLANGE, 8X14 .....	4	-	----- 2DK,3DK,DK	
			5	-	----- 3LA,LA	
			-	5		
24	96001-06030-00	BOLT, FLANGE, 6X30 .....	3	3		



Ref. No.	L.O.N.	(Relative ref. Number) Description	F.R.T.
2	4131R6	COVER, BODY :CENTER .....	0.1
3	4131J4	COVER, BODY SIDE :RIGHT .....	0.1
4	4131J3	COVER, BODY SIDE :LEFT .....	0.1
	4131L6	COVER, BODY SIDE :BOTH .....	0.1
5	4131J0	COVER, BODY :RIGHT .....	0.4
6	4131H9	COVER, BODY :LEFT .....	0.4
	4131J1	COVER, BODY :BOTH .....	0.5

Ref. No.	Part No.	Description	Reqd. QTY		Serial No.	Parts catalogue code
			AFS1101SH D E			
2	64350-K09-C00ZA	COVER, CENTER	1	1	-----	2DK,3DK,3LA,AG,DK,LA,PE
	64350-K09-M20ZA	*NH1*.....BLACK	-	1	-----	CO
3	64560-K09-C00ZA	COVER, R. BODY LOWER	1	1	-----	2DK,3DK,3LA,AG,DK,LA,PE
	64560-K09-M20ZA	*NH1*.....BLACK	-	1	-----	CO
4	64570-K09-C00ZA	COVER, L. BODY LOWER	1	1	-----	2DK,3DK,3LA,AG,DK,LA,PE
	64570-K09-M20ZA	*NH1*.....BLACK	-	1	-----	CO
5	64600-K09-L00ZB	COVER SET, R. BODY(WL)	1	1	-----	3LA,AG,CO,LA,PE
	64600-K09-L00ZC	*TYPE4*.....	1	1	-----	3LA,AG,CO,LA,PE
	64600-K09-L00ZD	*TYPE3*.....	1	1	-----	3LA,AG,CO,LA,PE
	64600-K09-L00ZE	*TYPE2*.....	1	1	-----	3LA,AG,CO,LA,PE
	64600-K09-L00ZF	*TYPE1*.....	1	1	-----	3LA,AG,CO,LA,PE
	64600-K09-D00ZB	*TYPE2*.....	1	-	-----	2DK,3DK,DK
	64600-K09-D00ZC	*TYPE1*.....	1	-	-----	2DK,3DK,DK
6	64650-K09-L00ZC	COVER SET, L. BODY(WL)	1	1	-----	3LA,AG,CO,LA,PE
	64650-K09-L00ZD	*TYPE3*.....	1	1	-----	3LA,AG,CO,LA,PE
	64650-K09-L00ZE	*TYPE2*.....	1	1	-----	3LA,AG,CO,LA,PE
	64650-K09-L00ZF	*TYPE1*.....	1	1	-----	3LA,AG,CO,LA,PE
	64650-K09-D00ZB	*TYPE2*.....	1	-	-----	2DK,3DK,DK
	64650-K09-D00ZC	*TYPE1*.....	1	-	-----	2DK,3DK,DK
	64650-K09-L00ZF	*TYPE4 1*.....	1	-	-----	3LA,LA
	64650-K09-L00ZB	*TYPE4*.....	-	1	-----	
7	83551-GE2-000	GROMMET, AIR CLEANER CASE ...	3	3	-----	
8	90107-K09-D00	SCREW, SPECIAL, 8X12 .....	1	-	-----	2DK,3DK,DK
9	90107-KGH-600	SCREW, 6X12 .....	1	1	-----	
10	90115-KW7-900	SCREW, VISOR SPECIAL SETTING	8	8	-----	

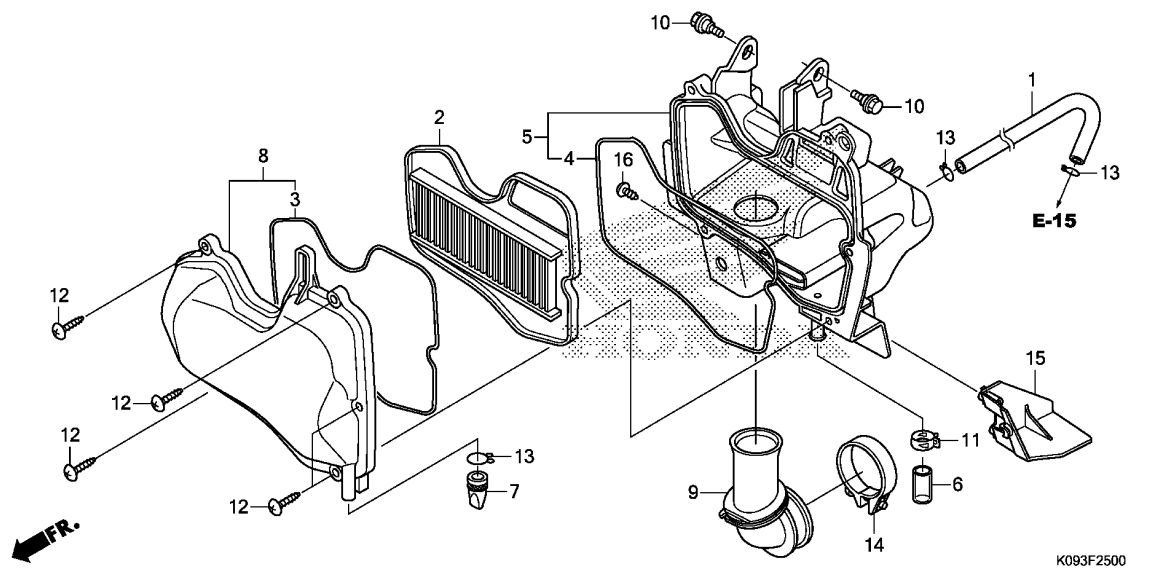


K093F2310

3

Ref. No.	Part No.	Description	Reqd. QTY		Serial No.	Parts catalogue code
			AFS1101SH D	E		

11	90501-K09-C00	RUBBER, CARRIER MOUNTING	1	1		
12	90677-KWW-C00	NUT, CLIP, 5MM	4	4		
13	90683-GAZ-930	CLIP, TRIM	1	1		



Ref. No.	L.O.N.	(Relative ref. Number) Description	F.R.T.
2		(3,4)	
	312105	ELEMENT, AIR CLEANER .....	0.2
	5 3121A5	CASE, AIR CLEANER .....	0.6
	8 312102	COVER, AIR CLEANER CASE .....	0.2
	9 3121B6	TUBE, AIR CLEANER CONNECTING .	0.6

Ref. No.	Part No.	Description	Reqd. QTY		Serial No.	Parts catalogue code
			AFS1101SH D	E		
1	15761-K09-C00	HOSE, BREATHER .....	1	1		
2	17210-K03-C00	ELEMENT COMP., AIR CLEANER ..	1	1		
3	17213-KWB-600	SEAL, AIR CLEANER COVER .....	1	1		
4	17214-KWB-920	SEAL, AIR CLEANER CASE .....	1	1		
5	17225-K09-C00	CASE SUB ASSY., AIR CLEANER .	1	1		
6	17227-KYY-900	TUBE, VINYL, 11X15X40 .....	1	1		
7	17234-KCW-871	TUBE, AIR CLEANER DRAIN .....	1	1		
8	17235-K09-C00	COVER SUB ASSY., AIR CLEANER	1	1		
9	17253-K09-C00	TUBE, AIR CLEANER CONNECTING	1	1		
10	90116-KVB-900	BOLT, FLANGE, 6MM .....	2	2		
11	91406-KVX-600	CLAMP, TUBE(D14.5) .....	1	1		
12	93903-25510	SCREW, TAPPING, 5X25 .....	5	5		
13	95002-80000	CLIP, TUBE(C12) .....	3	3		
14	95018-42250	BAND, AIR CLEANER CONNECTING				
		TUBE(42)	1	1		
15	17254-K09-L00	GUARD, CARBURETOR .....	1	1	-----	AG,LA
16	93903-25380	SCREW, TAPPING, 5X16 .....	1	1	-----	AG,LA

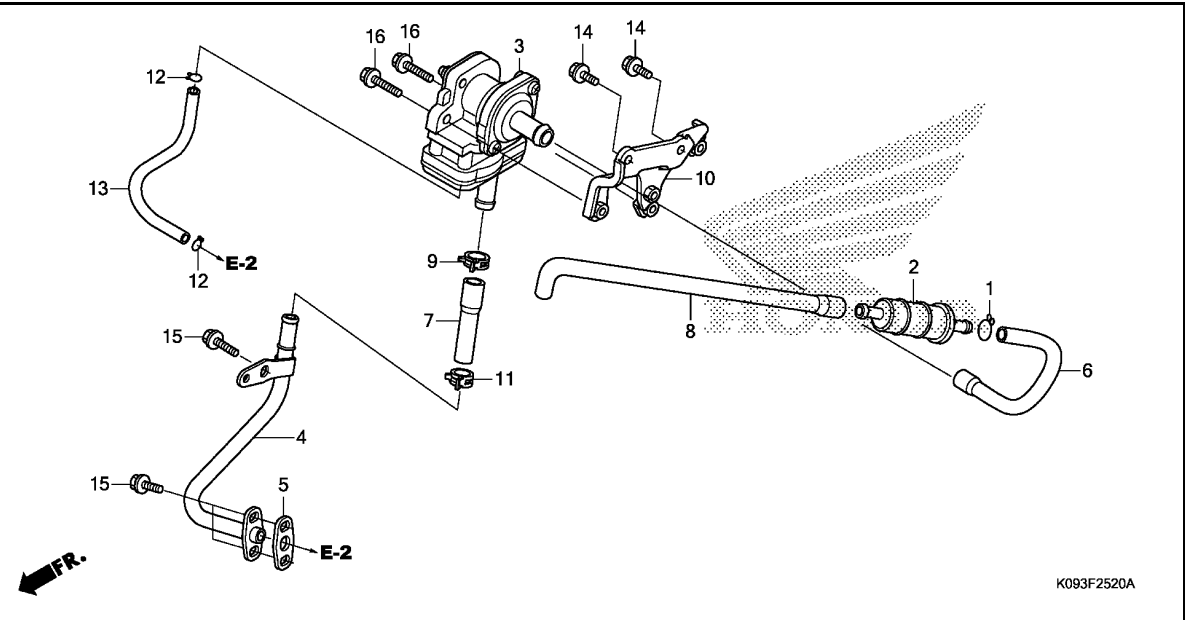




# F-25-20

# AIR SUCTION VALVE

**G 9**

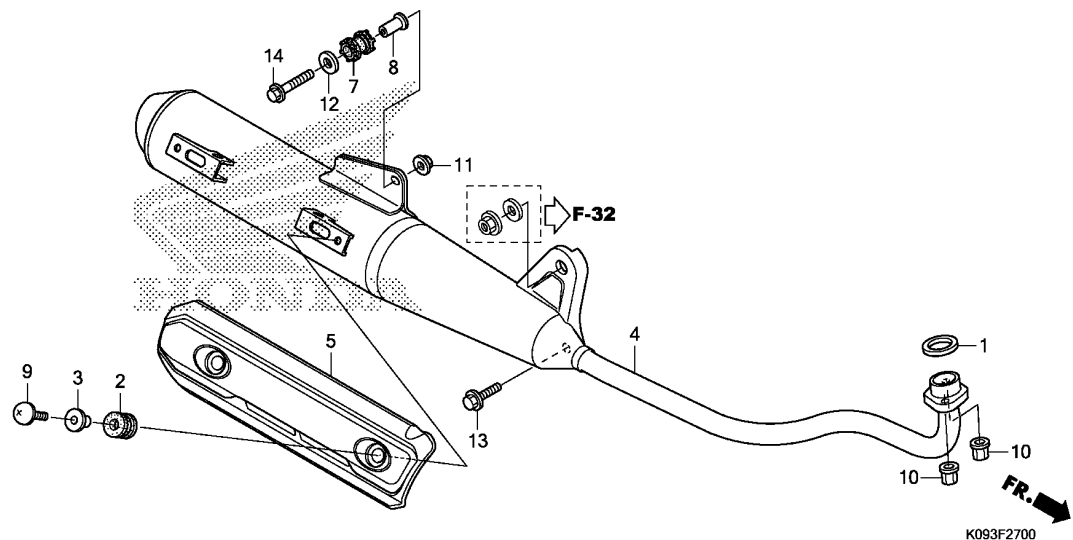


Ref. No.	L.O.N.	(Relative ref. Number) Description	F.R.T.
2	3141B4	FILTER, SECONDARY AIR SUPPLY	0.4
3	314130	VALVE, SECONDARY AIR CONTROL (5)	0.5
4	3111D1	PIPE, SECONDARY AIR	0.4
8	3111D2	TUBE, SECONDARY AIR CONTROL VALVE	0.4

K093F2520A

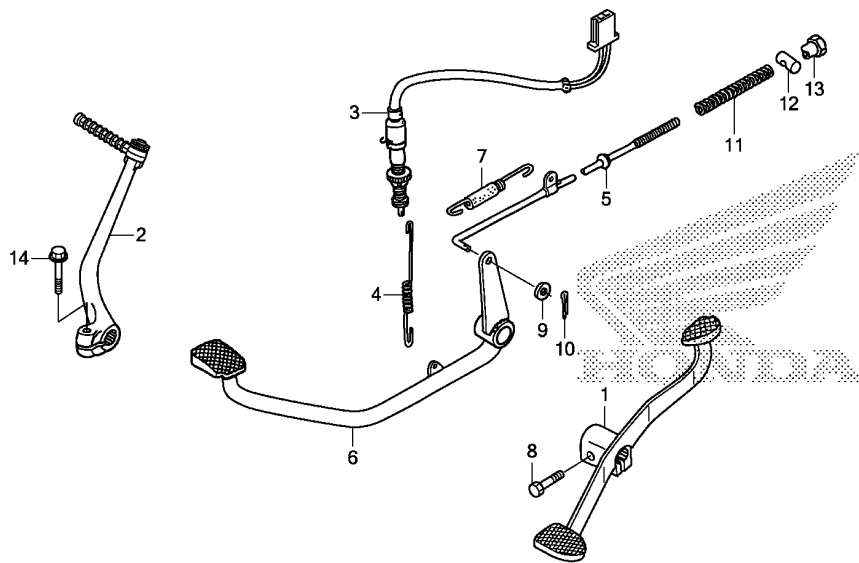
**3**

Ref. No.	Part No.	Description	Reqd. QTY		Serial No.	Parts catalogue code
			AFS1101SH D	E		
1	15771-KV6-000	CLIP, OIL DRAIN TUBE	1	1	-----	3LA,CO,PE
2	17260-KRS-T00	FILTER COMP., AIR	1	1	-----	3LA,CO,PE
3	18600-K09-M01	VALVE ASSY., AIR SUCTION	1	1	-----	3LA,PE
	18600-K09-M00	-----	-	1	-----	CO
4	18640-K09-C00	PIPE COMP., AIR FEED	1	1	-----	3LA,CO,PE
5	18645-KPH-C00	GASKET, AIR FEED PIPE	1	1	-----	3LA,CO,PE
6	18652-KWW-A80	TUBE A, AIR INJECTION CONTROL VALVE	1	1	-----	3LA,CO,PE
7	18653-KWB-920	TUBE B, AIR INTAKE	1	1	-----	3LA,CO,PE
8	18654-KWW-A80	TUBE C, AIR SUCTION VALVE	1	1	-----	3LA,CO,PE
9	19509-KPH-900	CLAMP, TUBE(D19)	1	1	-----	3LA,CO,PE
10	50119-K09-C00	STAY, IGNITION COIL	1	1	-----	3LA,CO,PE
11	90678-MN5-000	CLIP, FUEL HOSE	1	1	-----	3LA,CO,PE
12	95002-02070	CLIP, TUBE(B7)	2	2	-----	3LA,CO,PE
13	95005-35110-20	TUBE, 3.5X110(95005-35001-20M)	1	1	-----	3LA,CO,PE
14	95701-06008-00	BOLT, FLANGE, 6X8	2	2	-----	3LA,CO,PE
15	96001-06016-00	BOLT, FLANGE, 6X16	3	3	-----	3LA,CO,PE
16	96001-06018-00	BOLT, FLANGE, 6X18	2	2	-----	3LA,CO,PE



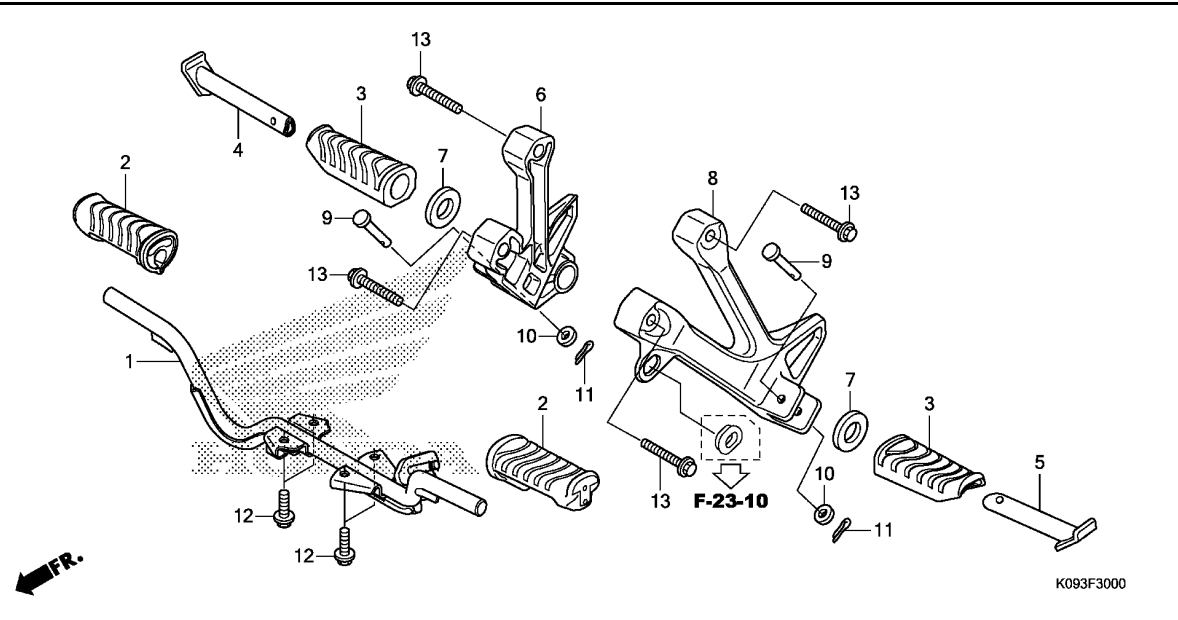
Ref. No.	L.O.N.	(Relative ref. Number) Description	F.R.T.
1	3131B4	GASKET, EXHAUST PIPE .....	0.2
4	313120	MUFFLER .....	0.2
5	4111X4	COVER, MUFFLER .....	0.1

Ref. No.	Part No.	Description	Reqd. QTY		Serial No.	Parts catalogue code
			AFS1101SH D	E		
1	18291-KVR-C00	GASKET, EX. PIPE .....	1	1		
2	18293-KSB-900	RUBBER, PROTECTOR PACKING ...	2	2		
3	18316-KVB-900	COLLAR, MUFFLER PROTECTOR ...	2	2		
4	18350-K09-D00	MUFFLER COMP., EX. ....	1	1		
5	18355-K09-C00	COVER, MUFFLER .....	1	1		
7	18421-KBA-900	RUBBER, MUFFLER MOUNTING ....	1	1		
8	18422-KBA-900	COLLAR, MUFFLER MOUNTING ....	1	1		
9	90107-KBP-900	BOLT, COWL SETTING .....	2	2		
10	90301-KWB-600	NUT, FLANGE, 8MM .....	2	2		
11	94050-08000	NUT, FLANGE, 8MM .....	1	1		
12	94103-08000	WASHER, PLAIN, 8MM .....	1	1		
13	95701-08014-00	BOLT, FLANGE, 8X14 .....	1	1		
14	95701-08045-00	BOLT, FLANGE, 8X45 .....	1	1		



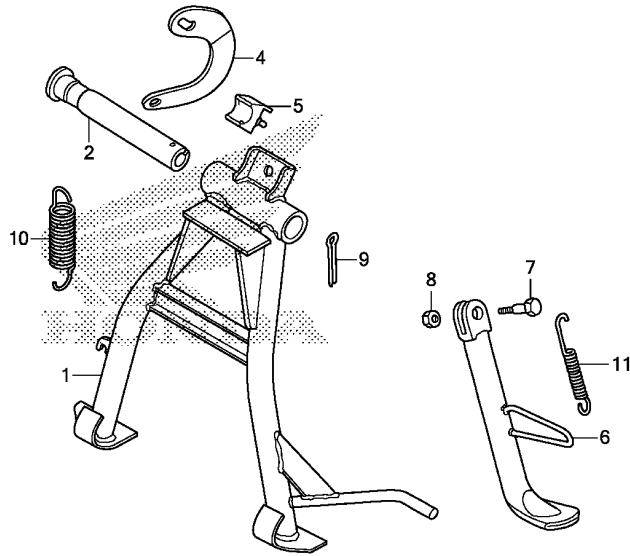
Ref. No.	L.O.N.	(Relative ref. Number) Description	F.R.T.
1	4101A1	PEDAL, GEAR CHANGE .....	0.1
2	112107	ARM, KICK STARTER .....	0.1
3	6151B5	SWITCH, REAR STOP :PEDAL SIDE	0.2
5	811135	ROD, REAR BRAKE .....	0.5
6	810160	PEDAL, REAR BRAKE .....	0.5

Ref. No.	Part No.	Description	Reqd. QTY		Serial No.	Parts catalogue code
			AFS1101SH D	E		
1	24701-K09-C00	PEDAL, GEAR CHANGE .....	1	1		
2	28300-K09-C00	ARM ASSY., KICK STARTER .....	1	1		
3	35350-KWW-C01	SWITCH ASSY., RR. STOP .....	1	1		
4	35357-KWW-C00	SPRING, STOP SWITCH .....	1	1		
5	43451-KWW-640	ROD COMP., RR. BRAKE .....	1	1		
6	46500-K09-C00	PEDAL COMP., BRAKE .....	1	1		
7	46513-KZV-J00	SPRING ASSY., RR. BRAKE RETURN	1	1		
8	92101-06020-0A	BOLT, HEX., 6X20 .....	1	1		
9	94101-05000	WASHER, PLAIN, 5MM .....	1	1		
10	94201-20150	PIN, SPLIT, 2.0X15 .....	1	1		
11	95014-73100	SPRING A, BRAKE ROD .....	1	1		
12	95015-32001	JOINT B, BRAKE ARM .....	1	1		
13	95015-42000	NUT B, BRAKE ROD ADJUSTING ..	1	1		
14	95701-06025-07	BOLT, FLANGE, 6X25 .....	1	1		



Ref. No.	L.O.N.	(Relative ref. Number) Description	F.R.T.
1	410145	BAR, STEP .....	0.4
2	4101D3	RUBBER, STEP :LEFT .....	0.1
	4101D4	RUBBER, STEP :RIGHT .....	0.1
	4101L8	RUBBER, STEP :BOTH .....	0.1
4		(3)	
	4101C8	BAR, PILLION STEP :RIGHT .....	0.1
5		(3)	
	4101C7	BAR, PILLION STEP :LEFT .....	0.1
	4101P4	BAR, PILLION STEP :BOTH .....	0.2
6	4101D0	BRACKET, PILLION STEP :RIGHT ..	0.2
8	4101C9	BRACKET, PILLION STEP :LEFT ..	0.2
	4101K4	BRACKET, PILLION STEP :BOTH ..	0.4

Ref. No.	Part No.	Description	Reqd. QTY		Serial No.	Parts catalogue code
			AFS1101SH D	E		
1	50610-KWW-C01	BAR COMP., STEP .....	1	1		
2	50661-K09-C00	RUBBER, STEP .....	2	2		
3	50710-K09-C00	RUBBER, PILLION STEP .....	2	2		
4	50711-KBP-900	BAR, R. PILLION STEP .....	1	1		
5	50712-KBP-900	BAR, L. PILLION STEP .....	1	1		
6	50715-K09-C00	HOLDER, R. PILLION STEP .....	1	1		
7	50715-KE8-000	PLATE, PILLION STEP SIDE .....	2	2		
8	50716-K09-C00	HOLDER, L. PILLION STEP .....	1	1		
9	90131-KWB-600	PIN, PILLION STEP .....	2	2		
10	94101-06000	WASHER, PLAIN, 6MM .....	2	2		
11	94201-16150	PIN, SPLIT, 1.6X15 .....	2	2		
12	95701-08018-00	BOLT, FLANGE, 8X18 .....	4	4		
13	95701-08035-00	BOLT, FLANGE, 8X35 .....	4	4		

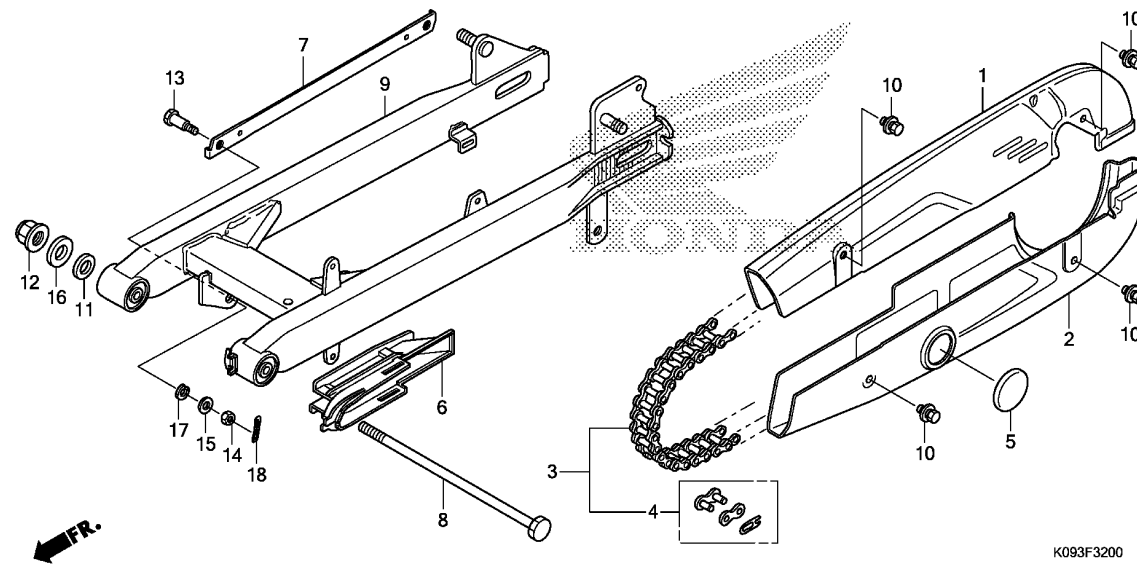


K093F3100

Ref. No.	L.O.N.	(Relative ref. Number) Description	F.R.T.
1		(2)	
410175		STAND, MAIN .....	0.5
6	410180	BAR, SIDE STAND .....	0.2
10		(4)	
410176		SPRING, MAIN STAND .....	0.2
11	410182	SPRING, SIDE STAND .....	0.1

3

Ref. No.	Part No.	Description	Reqd. QTY		Serial No.	Parts catalogue code
			AFS1101SH D	E		
1	50500-KWW-C00	STAND COMP., MAIN .....	1	1		
2	50512-KZV-J00	SHAFT, RR. BRAKE PIVOT .....	1	1		
4	50523-KWW-C00	HOOK, MAIN STAND SPRING .....	1	1		
5	50524-397-000	RUBBER, STAND STOPPER .....	1	1		
6	50530-KWW-C00	BAR COMP., SIDE STAND .....	1	1		
7	90108-223-000	SCREW, SIDE STAND PIVOT .....	1	1		
8	94002-10000-0S	NUT, HEX., 10MM .....	1	1		
9	94201-30300	PIN, SPLIT, 3.0X30 .....	1	1		
10	95014-71102	SPRING A, MAIN STAND .....	1	1		
11	95014-72102	SPRING A, SIDE STAND .....	1	1		



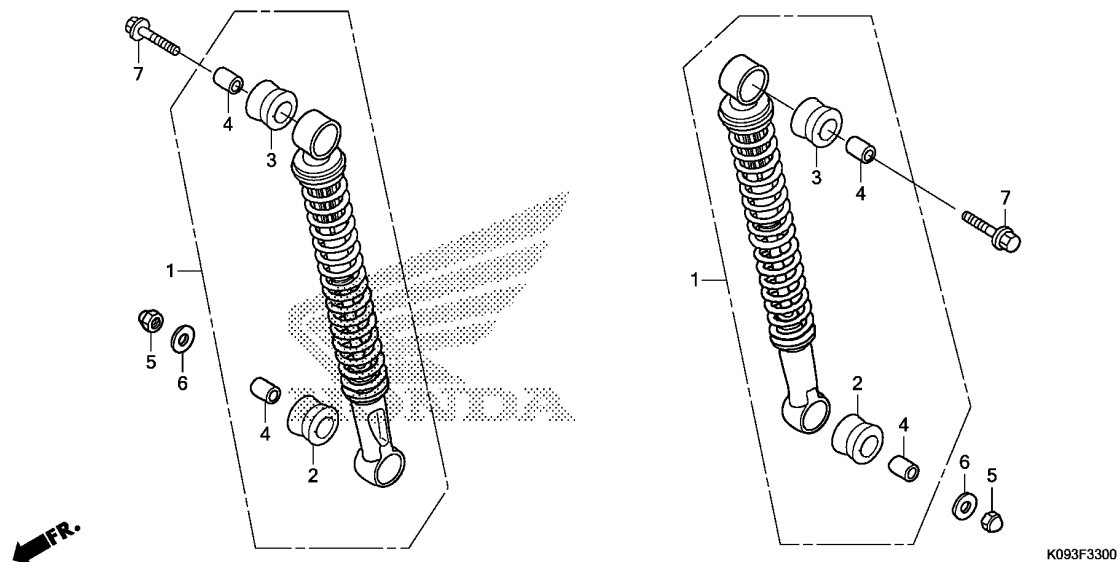
Ref. No.	L.O.N.	(Relative ref. Number) Description	F.R.T.
1	4101L9	CASE, DRIVE CHAIN :UPPER .....	0.1
2	4101M0	CASE, DRIVE CHAIN :LOWER .....	0.1
	4101P7	CASE, DRIVE CHAIN :BOTH .....	0.1
3	213165	CHAIN, DRIVE .....	0.2
6	4101E5	SLIDER, CHAIN .....	0.3
7	7111H2	ARM, REAR BRAKE STOPPER .....	0.3
9	5121B0	SWINGARM ASSEMBLY .....	0.8

Ref. No.	Part No.	Description	Reqd. QTY		Serial No.	Parts catalogue code
			AFS1101SH D	E		
1	40510-KWW-660ZA	CASE, UPPER HALF DRIVE CHAIN *NH364M*SHEEN SILVER METALLIC	1	1		
2	40520-KZV-T00ZB	CASE, UNDER HALF DRIVE CHAIN *NH364M*SHEEN SILVER METALLIC	1	1		
3	40530-KPH-902	CHAIN, DRIVE(DAIDO)	1	1		
		(DID420AD-104RB)	1	1		
	40530-KWW-C01	CHAIN, DRIVE(RUISHI)(420-104)	1	1		
	40530-KYL-843	CHAIN, DRIVE(KMC)(420JB-104)	1	1		
4	40531-KWB-601	JOINT, DRIVE CHAIN(DAIDO) ---	1	1		
	40531-KWW-B21	JOINT, DRIVE CHAIN(KMC) .....	1	1		
	40531-KWW-C01	JOINT, DRIVE CHAIN(RUISHI) ..	1	1		
5	40545-001-000	CAP, CHAIN CASE PEEP HOLE ---	1	1		
6	40591-KWW-640	PACKING, DRIVE CHAIN CASE ---	1	1		
7	43431-KWW-640	ARM, RR. BRAKE STOPPER .....	1	1		
8	52101-KWB-920	BOLT, SWINGARM PIVOT .....	1	1		
9	52200-K09-D00ZA	SWINGARM SUB ASSY., RR. *NH364M*SHEEN SILVER METALLIC	1	1		
10	90118-383-000	BOLT-WASHER, 6X6 .....	4	4		
11	90122-KWB-600	WASHER, PIVOT BOLT .....	1	1		
12	90306-KYA-601	NUT, FLANGE, 12MM(PT) .....	1	1		
13	92812-10000	BOLT A, STOPPER ARM .....	1	1		
14	94001-08000-0S	NUT, HEX., 8MM .....	1	1		
15	94101-08000	WASHER, PLAIN, 8MM .....	1	1		
16	94101-12000	WASHER, PLAIN, 12MM .....	1	1		
17	94111-10000	WASHER, SPRING, 10MM .....	1	1		
18	94201-20150	PIN, SPLIT, 2.0X15 .....	1	1		

F-33

REAR CUSHION

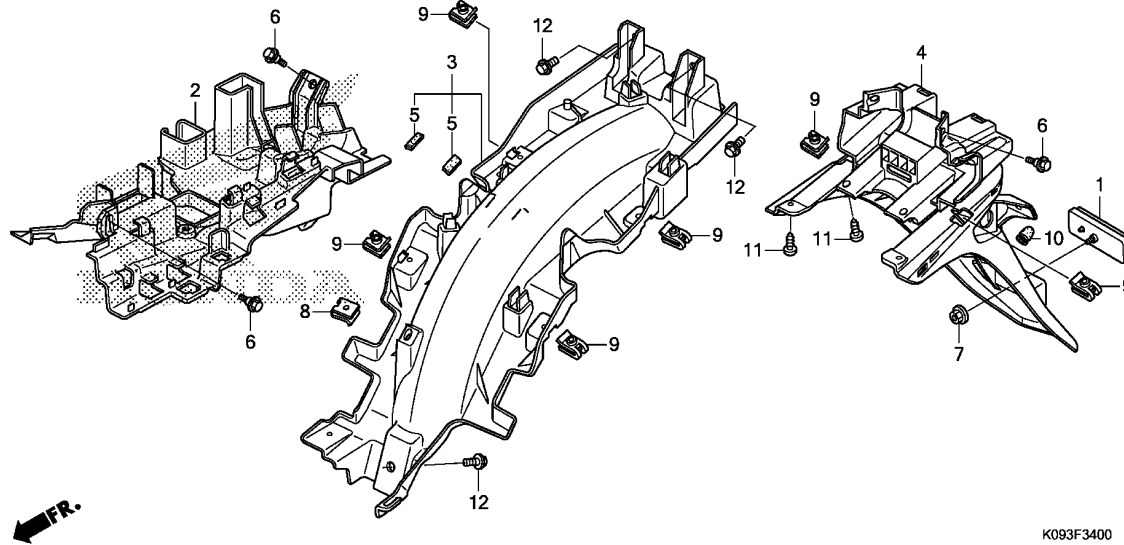
G15



Ref. No.	L.O.N.	(Relative ref. Number) Description	F.R.T.
1	5121B6	CUSHION ASSY., REAR :LEFT ....	0.4
	5121B7	CUSHION ASSY., REAR :RIGHT ...	0.4
	5121B8	CUSHION ASSY., REAR :BOTH ....	0.5

3

Ref. No.	Part No.	Description	Reqd. QTY		Serial No.	Parts catalogue code
			AFS1101SH D	E		
1	52400-K09-C01	CUSHION ASSY., RR. (BRIGHT STAR)	2	2		
	52400-KWW-663	CUSHION ASSY., RR. (CHUANNAN ABSORBER)	2	2		
2	52485-GGC-901	BUSH, RUBBER UPPER (CHUANNAN ABSORBER)	2	2		
	52487-K09-C01	BUSH B, RUBBER (BRIGHT STAR)	2	2		
3	52485-K09-C01	BUSH A, RUBBER (BRIGHT STAR)	2	2		
	52485-KWW-662	..... (CHUANNAN ABSORBER)	2	2		
4	52486-GGC-901	COLLAR, RUBBER BUSH UPPER (CHUANNAN ABSORBER)	4	4		
	52486-K09-C01	COLLAR, RUBBER BUSH (BRIGHT STAR)	4	4		
5	94021-10000-0S	NUT, CAP, 10MM	2	2		
6	94103-10000	WASHER, PLAIN, 10MM	2	2		
7	95801-10035-00	BOLT, FLANGE, 10X35	2	2		

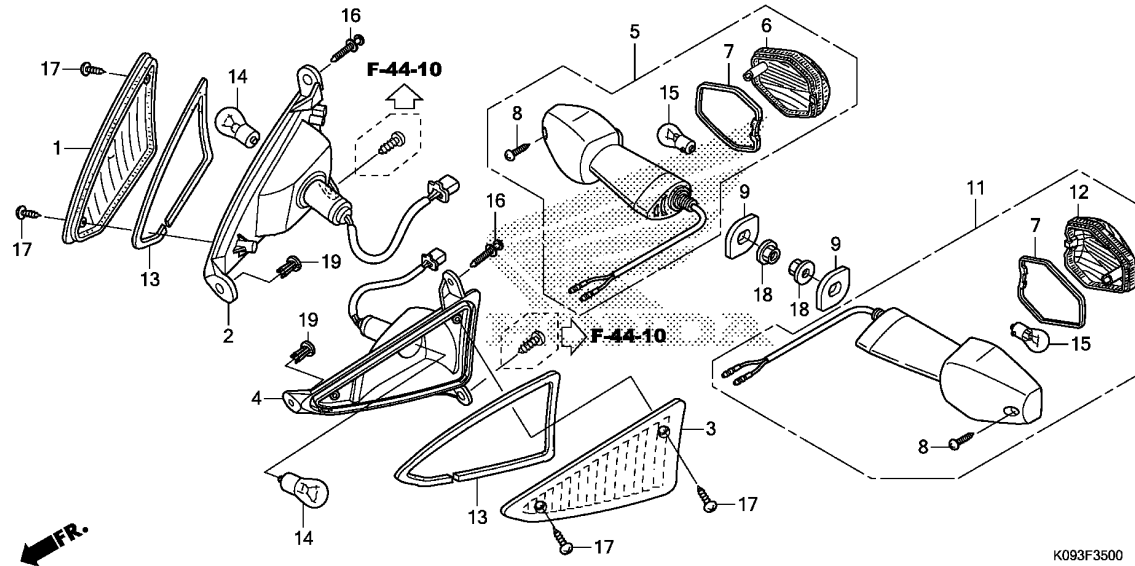


Ref. No.	L.O.N.	(Relative ref. Number) Description	F.R.T.
2	3141D8	HOLDER, CANISTER .....	0.9
3	413110	FENDER B, REAR .....	1.2
4	413105	FENDER A, REAR .....	0.7

Ref. No.	Part No.	Description	Reqd. QTY		Serial No.	Parts catalogue code
			AFS1101SH D	E		
1	33742-KTT-C01	REFLECTOR, RR. REFLEX .....	1	1		
2	50210-K09-C00	HOLDER, CANISTER .....	1	1		
3	80101-K09-C00	FENDER B, RR. ....	1	1		
4	80110-K09-C00ZB	FENDER SET A, RR.(WL)				
		*TYPE1*.....	1	1	-----	2DK,3DK,3LA,AG,DK,LA,PE
	80110-K09-M20ZA	*TYPE1*.....	-	1	-----	CO
5	81257-KWC-900	RUBBER, PROTECTOR .....	2	2		
6	90116-KVB-900	BOLT, FLANGE, 6MM .....	4	4		
7	90301-GGC-900	NUT, SPECIAL, 5MM .....	1	1		
8	90305-KWW-640	NUT, CLIP, 6MM .....	1	1		
9	90677-KWW-C00	NUT, CLIP, 5MM .....	6	6		
10	90899-422-610	PLUG, CONE TYPE .....	1	1		
11	93903-34320	SCREW, TAPPING, 4X12 .....	4	4		
12	95701-06008-00	BOLT, FLANGE, 6X8 .....	3	3		



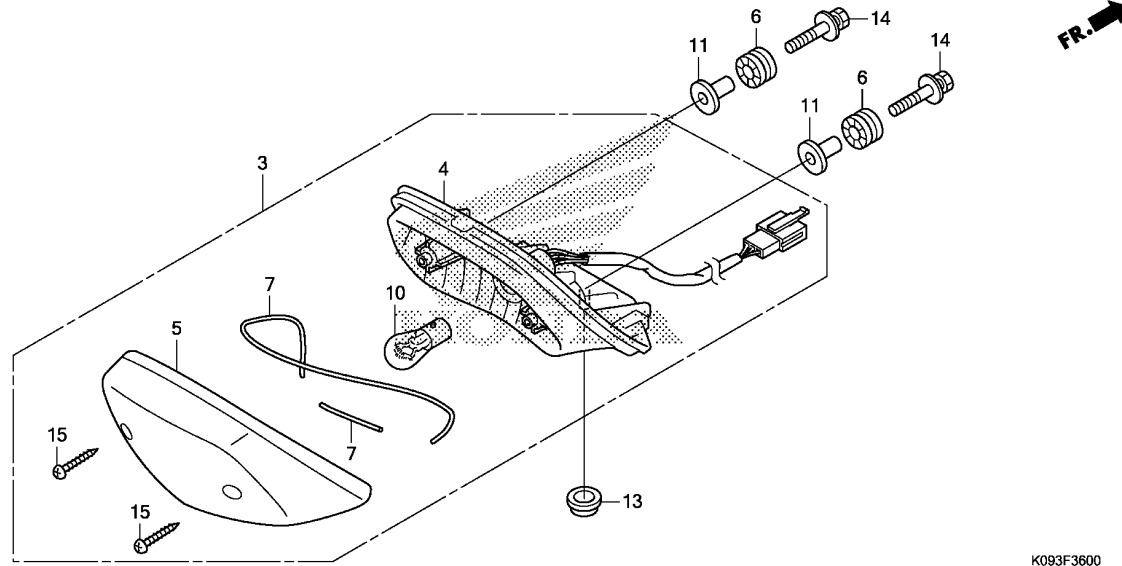




Ref. No.	L.O.N.	(Relative ref. Number) Description	F.R.T.
2	6161B6	SOCKET, WINKER :RIGHT FRONT ..	0.2
4	6161B5	SOCKET, WINKER :LEFT FRONT ...	0.2
	6161B7	SOCKET, WINKER :BOTH FRONT ...	0.3
5	6161C7	WINKER :RIGHT REAR .....	0.6
11	6161C6	WINKER :LEFT REAR .....	0.6
	6161C8	WINKER :BOTH REAR .....	0.7
14	616133	BULB, WINKER :FRONT .....	0.1
		.NOTE: Same time for two units (1,3,13)	
15	616139	BULB, WINKER :REAR .....	0.1
		.NOTE: Same time for two units (6,7,12)	
	6161G0	BULB, WINKER :FOR 1 VEHICLE ..	0.2

3

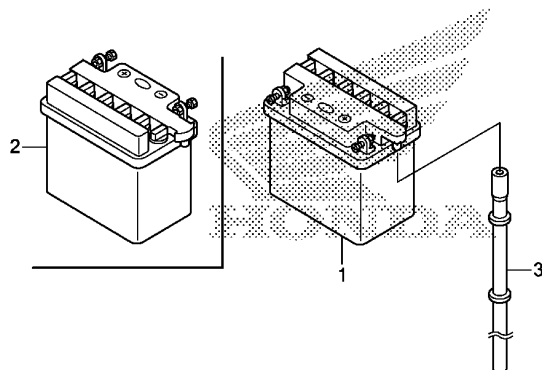
Ref. No.	Part No.	Description	Reqd. QTY		Serial No.	Parts catalogue code
			AFS1101SH D	E		
1	33402-KRS-T40	LENS, R. FR. WINKER .....	1	1		
2	33410-K09-C01	SOCKET COMP., R. FR. WINKER ..	1	1		
3	33452-KRS-T40	LENS, L. FR. WINKER .....	1	1		
4	33460-K09-C01	SOCKET COMP., L. FR. WINKER ..	1	1		
5	33600-K09-C01	WINKER ASSY., R. RR.(12V 21W)	1	1		
6	33602-K09-C01	LENS, R. WINKER .....	1	1		
7	33607-KVR-C01	PACKING, LENS .....	2	2		
8	33609-KVR-C01	SCREW, TAPPING, 4.2X16 .....	2	2		
9	33610-K09-C00	STAY, RR. WINKER .....	2	2		
11	33650-K09-C01	WINKER ASSY., L. RR.(12V 21W)	1	1		
12	33652-K09-C01	LENS, L. WINKER .....	1	1		
13	33710-KRS-T40	SEAL, GASKET .....	2	2		
14	34902-K09-C01	BULB, WINKER LIGHT(P21W) .....	2	2		
15	34907-K09-C01	BULB, WINKER LIGHT(12V 21W) ..	2	2		
16	93891-05014-07	SCREW-WASHER, 5X14 .....	2	2		
17	93901-24480	SCREW, TAPPING, 4X16 .....	4	4		
18	94050-10080	NUT, FLANGE, 10MM .....	2	2		
19	90683-GAZ-930	CLIP, TRIM .....	2	2		



K093F3600

Ref. No.	L.O.N.	(Relative ref. Number) Description	F.R.T.
3	6161D5	TAILLIGHT UNIT .....	0.6
4	6161E2	BASE, TAILLIGHT .....	0.6
10		(5,7) BULB, TAILLIGHT .....	0.1

Ref. No.	Part No.	Description	Reqd. QTY		Serial No.	Parts catalogue code
			AFS1101SH D	E		
3	33701-K09-C01	TAILLIGHT UNIT(P21/5W) .....	1	1		
4	33703-K09-C01	BASE COMP., TAILLIGHT .....	1	1		
5	33704-KTJ-C01	LENS COMP., TAILLIGHT .....	1	1		
6	33705-KW7-900	RUBBER A, TAILLIGHT MOUNTING .....	2	2		
7	33709-KTJ-C20	RUBBER, SEAL .....	2	2		
10	34903-K09-C01	BULB, STOP & TAILLIGHT(P21/5W) .....	1	1		
11	61104-428-000	COLLAR, FR. FENDER .....	2	2		
13	83601-MN5-000	GROMMET, SIDE COVER .....	1	1		
14	93404-06025-08	BOLT-WASHER, 6X25 .....	2	2		
15	93901-44580	SCREW, TAPPING, 4X20 .....	2	2		



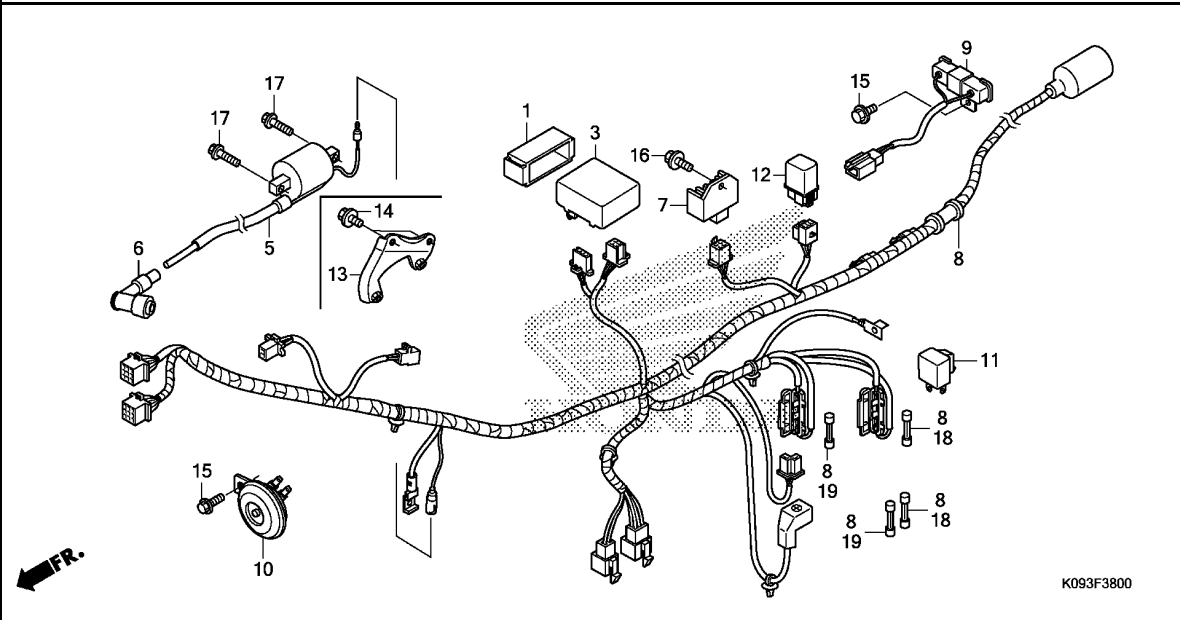
FR.

K093F3700

Ref. No.	L.O.N.	(Relative ref. Number) Description	F.R.T.
1	(2)	BATTERY .....	0.2

3

Ref. No.	Part No.	Description	Reqd. QTY		Serial No.	Parts catalogue code
			AFS1101SH D	E		
1	31500-K09-L01	BATTERY (12N5S-3B) (YUSAN)	1	1	-----	3LA,AG,CO,LA,PE
	31500-K09-D11	BATTERY (12N5S-3B) (YUSAN) (SPANISH)	1	-	-----	2DK,3DK
2	31500-KYY-971	BATTERY (CB3L-A) (YUSAN)	1	-	-----	DK
		(ENGLISH)	1	-	-----	
3	31502-K09-C00	TUBE, BATTERY BREATHER .....	1	1		



Ref. No.	L.O.N.	(Relative ref. Number) Description	F.R.T.
3	6141A1	IGNITION CONTROL MODULE	0.6
5	614105	COIL, IGNITION	0.5
7	6131B2	RECTIFIER, REGULATE	0.5
8	611100	HARNESS, WIRE	0.9
9	613140	RESISTOR(FRAME OR ENGINE)	0.6
10	616169	HORN	0.4
11	6111C3	RELAY, WINKER	0.2
12	6111C5	RELAY, STARTER	0.6

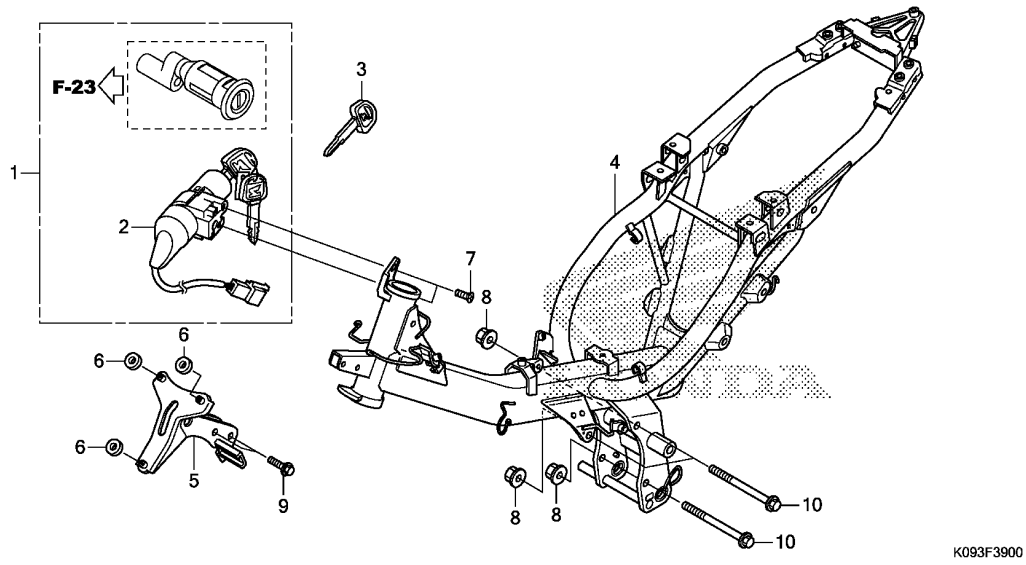
Ref. No.	Part No.	Description	Reqd. QTY		Serial No.	Parts catalogue code
			AFS1101SH	D E		
1	30401-K09-C01	CUSHION, C.D.I. UNIT	1	1		
3	30410-K09-C01	C.D.I. UNIT	1	1		
5	30510-K09-D01	COIL ASSY., IGNITION	1	1	-----	2DK,3DK,AG,DK,LA
	30510-K09-C01		1	1	-----	3LA,CO,PE
6	30700-KWW-C01	CAP ASSY., NOISE SUPPRESSOR	1	1		
7	31600-K09-C01	RECTIFIER COMP., REGULATOR	1	1		
8	32100-K09-M00	HARNESS, WIRE	1	1	-----	3LA,CO,PE
	32100-K09-L00		1	1	-----	AG,LA
	32100-K09-D10		1	-	-----	2DK,3DK
	32100-K09-D00		1	-	-----	DK
9	35400-KVR-C00	RESISTOR COMP.	1	-	-----	2DK,3DK,DK
10	38110-KVR-631	HORN ASSY.(HIGH)	1	1		
11	38301-KVR-C01	RELAY COMP., WINKER	1	1		
12	38501-KVR-C01	RELAY COMP., STARTER	1	1	-----	2DK,3DK,3LA,AG,CO,LA,PE
13	50119-K09-D00	STAY, IGNITION COIL	1	1	-----	2DK,3DK,AG,DK,LA
14	95701-06008-00	BOLT, FLANGE, 6X8	2	2	-----	2DK,3DK,AG,DK,LA
15	95701-06012-08	BOLT, FLANGE, 6X12	1	1	-----	3LA,AG,CO,LA,PE
			2	-	-----	2DK,3DK,DK
16	95701-06016-08	BOLT, FLANGE, 6X16	1	1		
17	95701-06020-08	BOLT, FLANGE, 6X20	2	2		
18	98200-21000	FUSE B(10A)	2	2		
19	98200-21500	FUSE B(15A)	2	2		



# F-39

# FRAME BODY

**H 5**



Ref. No.	L.O.N.	(Relative ref. Number) Description	F.R.T.
1	6151A1	KEY SET .....	2.0
2	615145	SWITCH, COMBINATION & LOCK ...	1.8
4	410100	BODY, FRAME .....	5.9
.INCLUDES: Engine removal and installation			
5	411105	STAY, FRONT COVER .....	0.4

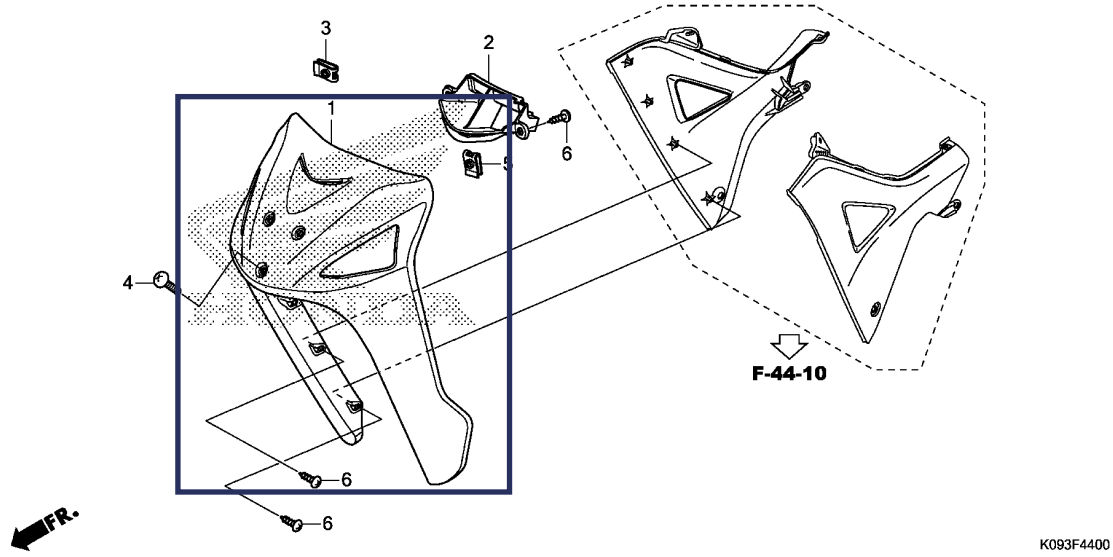
Ref. No.	Part No.	Description	Reqd. QTY		Serial No.	Parts catalogue code
			AFS1101SH D	E		
1	35010-K09-C00	KEY SET .....	1	1		
2	35100-K09-C01	SWITCH ASSY., COMBINATION & LOCK	1	1		
3	35121-KVR-C00	KEY, BLANK .....	(1)	(1)		
4	50100-K09-C00	BODY COMP., FRAME .....	1	1		
5	64221-K09-C00	STAY, FR. TOP COVER(DRUM) ...	1	1		
6	64510-KEV-900	CUSHION, FR. TOP COVER .....	3	3		
7	90164-028-000	SCREW, U-LOCK FLAT, 6X12 ...	2	2		
8	94050-10080	NUT, FLANGE, 10MM .....	3	3		
9	95701-08032-00	BOLT, FLANGE, 8X32 .....	2	2		
10	95801-10110-08	BOLT, FLANGE, 10X110 .....	3	3		

**3**

**F-44**

**FRONT COVER**

**H 6**



Ref. No.	L.O.N.	(Relative ref. Number) Description	F.R.T.
----------	--------	------------------------------------	--------

1	4111E3	COVER, FRONT .....	0.6
---	--------	--------------------	-----

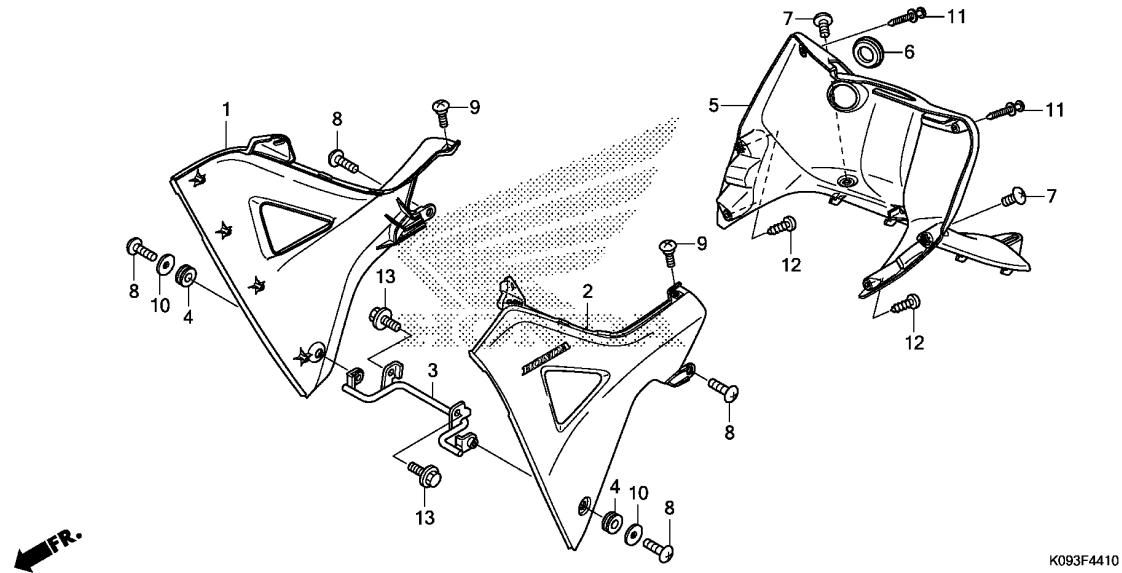
Ref. No.	Part No.	Description	Reqd. QTY		Serial No.	Parts catalogue code
			AFS1101SH D	E		
1	64500-K09-C00ZG	COVER, FR. *R264C*.....CANDY LUCID RED	1	1		
	64500-K09-C00ZE	*NH1*.....BLACK	1	1	-----	3LA,AG,CO,LA,PE
	64500-K09-C00ZH	*PB354P*.....PEARL GEMINI BLUE	1	1	-----	3LA,AG,CO,LA,PE
	64500-K09-C00ZJ	*NHA67P*.....PEARL SILKY WHITE	1	1	-----	3LA,AG,CO,LA,PE
	64500-K09-C00ZF	*NHA05M*CLEAN SILVER METALLIC	1	-	-----	2DK,3DK,DK
2	64510-K09-C00	COVER, NECK GUARD .....	1	1		
3	64521-MN5-000	NUT, CLIP, 4MM .....	2	2		
4	90107-KTM-970	SCREW, COWL SETTING(A) .....	3	3		
5	90677-KWW-C00	NUT, CLIP, 5MM .....	2	2		
6	93903-25280	SCREW, TAPPING, 5X12 .....	10	10		

**3**

# F-44-10

# MAIN PIPE COVER

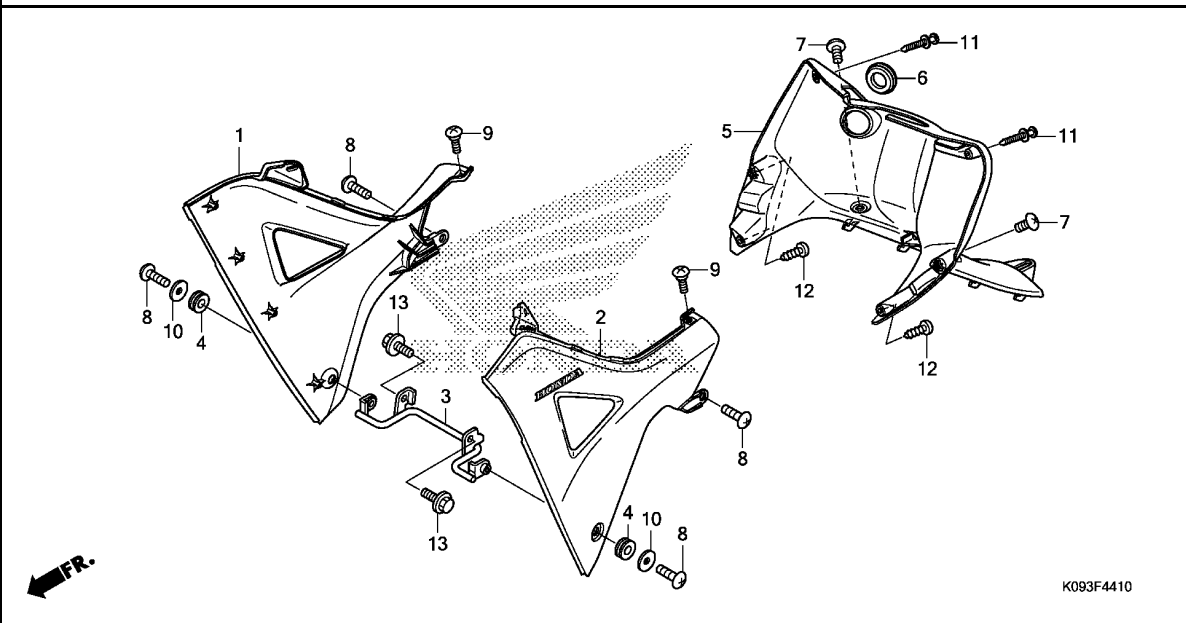
**H 7**



Ref. No.	L.O.N.	(Relative ref. Number) Description	F.R.T.
1	4131S9	COVER, MAIN PIPE SIDE :RIGHT	0.4
2	4131S8	COVER, MAIN PIPE SIDE :LEFT	0.4
	4131T0	COVER, MAIN PIPE SIDE :BOTH	0.5
5	411150	PANEL, INNER	0.2

Ref. No.	Part No.	Description	Reqd. QTY	Serial No.	Parts catalogue code
			AFS1101SH D E		
1	64300-K09-C00ZH	COVER SET, R. MAIN PIPE SIDE (WL)			
		*TYPE7*	1	1	2DK,3DK,3LA,AG,DK,LA,PE
	64300-K09-C00ZF	*TYPE9*	1	1	3LA,AG,CO,LA,PE
	64300-K09-C00ZG	*TYPE8*	1	1	3LA,AG,CO,LA,PE
	64300-K09-C00ZE	*TYPE1*	1	1	3LA,AG,LA,PE
	64300-K09-C00ZD	*TYPE2*	1	-	2DK,3DK,DK
	64300-K09-C00ZK	*TYPE7 1*	-	1	CO
	64300-K09-C00ZL	*TYPE1 1*	-	1	CO
2	64305-K09-C00ZH	COVER SET, L. MAIN PIPE SIDE (WL)			
		*TYPE7*	1	1	2DK,3DK,3LA,AG,DK,LA,PE
	64305-K09-C00ZF	*TYPE9*	1	1	3LA,AG,CO,LA,PE
	64305-K09-C00ZG	*TYPE8*	1	1	3LA,AG,CO,LA,PE
	64305-K09-C00ZE	*TYPE1*	1	1	3LA,AG,LA,PE
	64305-K09-C00ZD	*TYPE2*	1	-	2DK,3DK,DK
	64305-K09-C00ZK	*TYPE7 1*	-	1	CO
	64305-K09-C00ZL	*TYPE1 1*	-	1	CO
3	64311-K09-C00	STAY, LOWER COVER	1	1	
4	64312-KWW-640	GROMMET, MAIN PIPE COVER	2	2	
5	64320-K09-C00ZA	COVER, MAIN PIPE			
		*NH1*.....BLACK	1	1	2DK,3DK,3LA,AG,DK,LA,PE
	64320-K09-M20ZA	*NH1*.....BLACK	-	1	CO
6	64321-KVR-C00	RUBBER, KEY CYLINDER	1	1	
7	90107-KGH-600	SCREW, 6X12	2	2	
8	90107-KTM-970	SCREW, COWL SETTING(A)	4	4	
9	90115-KW7-900	SCREW, VISOR SPECIAL SETTING	2	2	
10	90501-KST-920	WASHER, SEAT MOUNTING, 6MM	2	2	

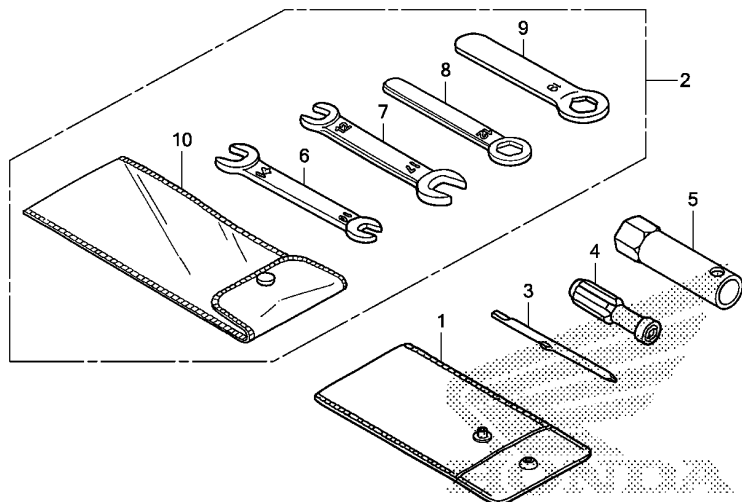
**3**



Ref. No.	Part No.	Description	Reqd. QTY		Serial No.	Parts catalogue code
			AFS1101SH D	E		

11	93891-04012-07	SCREW-WASHER, 4X12 .....	2	2		
12	93903-25480	SCREW, TAPPING, 5X20 .....	4	4		
13	96001-06020-00	BOLT, FLANGE, 6X20 .....	2	2		





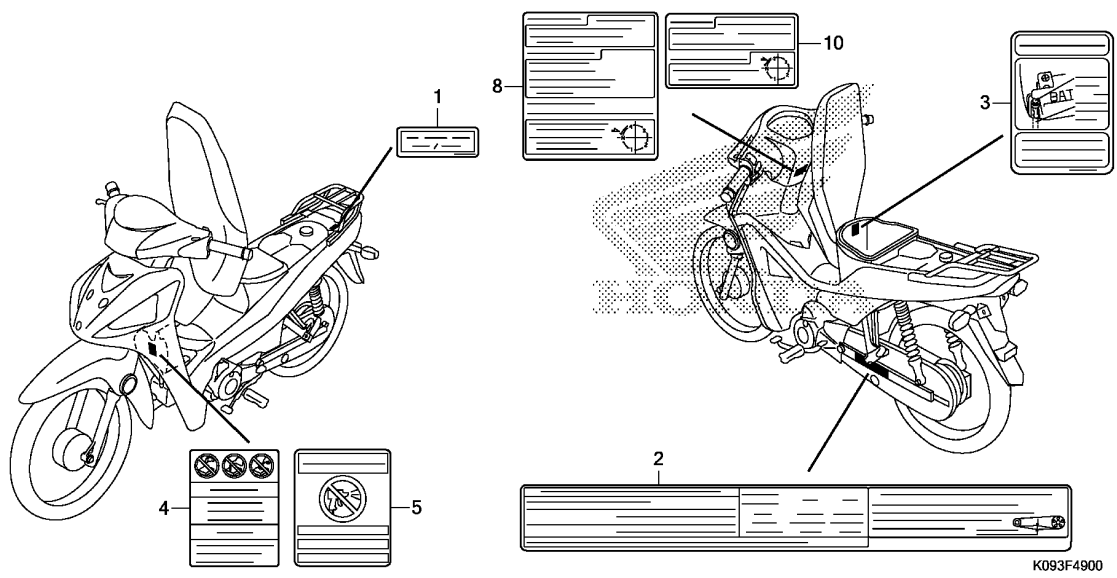
K093F4800

Ref. L.O.N. (Relative ref. Number) F.R.T.  
No. Description

NO INFORMATION .....

3

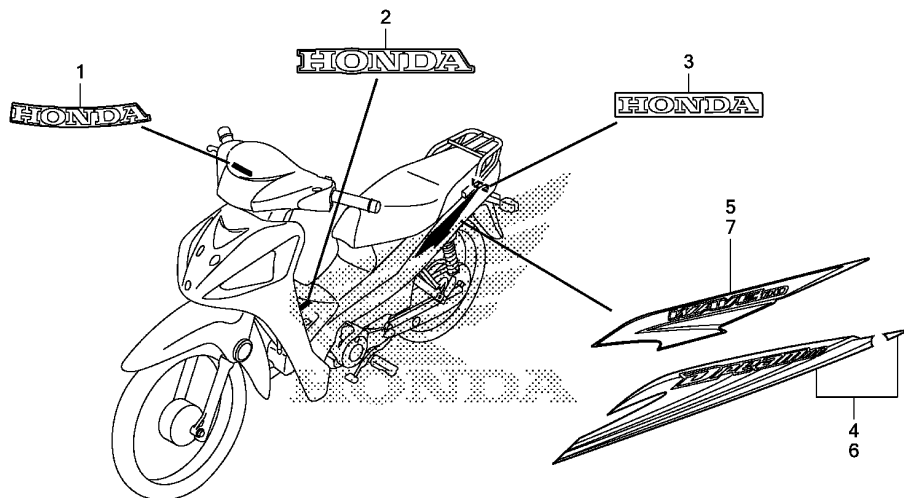
Ref. No.	Part No.	Description	Reqd. QTY		Serial No.	Parts catalogue code
			AFS1101SH D E			
1	83642-171-000	BAG, OWNERS MANUAL .....	1	1		
2	89010-K09-D00	TOOL SET .....	(1)	-	----- 2DK,3DK,DK	
3	89102-538-000	DRIVER, SCREW(NO.2 + -) .....	1	1		
4	89103-538-000	GRIP .....	1	1		
5	89216-K09-C00	WRENCH, SPARK PLUG .....	1	1		
6	99001-10140	SPANNER, 10X14 .....	(1)	-	----- 2DK,3DK,DK	
7	99001-12170	SPANNER, 12X17 .....	(1)	-	----- 2DK,3DK,DK	
8	99006-12000	HANDLE, EYE WRENCH, 12MM .....	(1)	-	----- 2DK,3DK,DK	
9	99006-19000	WRENCH, EYE, 19MM .....	(1)	-	----- 2DK,3DK,DK	
10	99008-01600	BAG, TOOL, 160MM .....	(1)	-	----- 2DK,3DK,DK	



Ref. No.	L.O.N.	(Relative ref. Number)	Description	F.R.T.
----------	--------	------------------------	-------------	--------

NO INFORMATION .....

Ref. No.	Part No.	Description	Reqd. QTY		Serial No.	Parts catalogue code
			AFS1101SH D	E		
1	81220-KRF-E20	LABEL, RR. CARRIER(SPANISH)	1	1	-----	3LA,AG,CO,LA,PE
2	87505-K09-L00	LABEL, TIRE & DRIVE CHAIN	1	1	-----	3LA,AG,CO,LA,PE
	87505-K09-D00	LABEL, TIRE & DRIVE CHAIN (ENGLISH/FRENCH)	1	-	-----	2DK,3DK,DK
3	87506-K09-L00	MARK, BATTERY CAUTION(SPANISH)	1	1	-----	3LA,AG,CO,LA,PE
	87506-K09-D00	MARK, BATTERY CAUTION(ENGLISH)	1	-	-----	2DK,3DK,DK
4	87509-K09-D00	LABEL, AIR CLEANER ELEMENT NOTICE	1	-	-----	2DK,3DK,DK
5	87509-KVR-G00	LABEL, AIR CLEANER ELEMENT NOTICE	1	1	-----	3LA,AG,CO,LA,PE
8	87560-K09-D00	LABEL, DRIVE CAUTION (ENGLISH/FRENCH)	1	-	-----	2DK,3DK,DK
10	87560-KTL-C40ZA	MARK, DRIVE CAUTION(SPANISH) *TWHITE*.....WHITE	1	1	-----	3LA,AG,CO,LA,PE



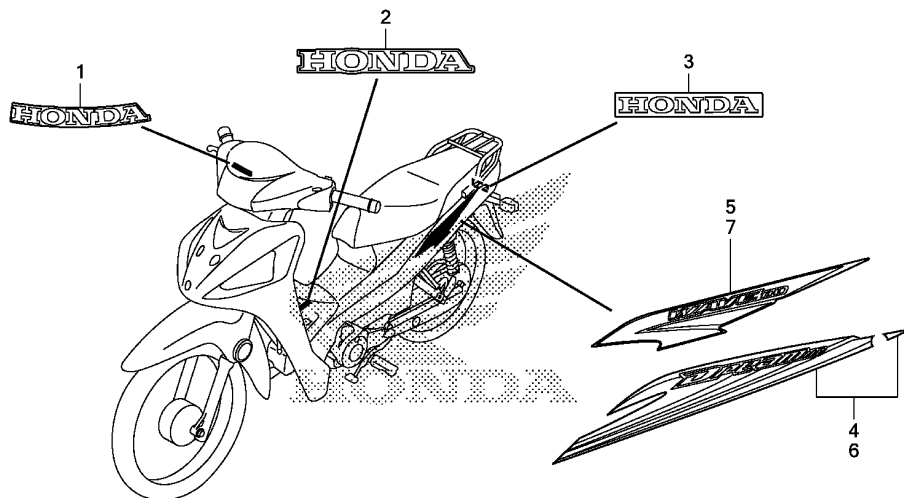
K093F5000

Ref. L.O.N. (Relative ref. Number) F.R.T.  
No. Description

NO INFORMATION .....

3

Ref. No.	Part No.	Description	Reqd. QTY		Serial No.	Parts catalogue code
			AFS1101SH D	E		
1	86101-K09-C00ZH	MARK, HONDA (80MM)				
		*TYPE6*	1	1		
	86101-K09-C00ZE	*TYPE1*	1	1	-----	3LA,AG,CO,LA,PE
	86101-K09-C00ZF	*TYPE8*	1	1	-----	3LA,AG,CO,LA,PE
	86101-K09-C00ZG	*TYPE7*	1	1	-----	3LA,AG,CO,LA,PE
	86101-K09-C00ZD	*TYPE2*	1	-	-----	2DK,3DK,DK
2	86102-K09-C00ZJ	MARK, HONDA (100MM)				
		*TYPE7*	2	2		
	86102-K09-C00ZF	*TYPE1*	2	2	-----	3LA,AG,CO,LA,PE
	86102-K09-C00ZG	*TYPE9*	2	2	-----	3LA,AG,CO,LA,PE
	86102-K09-C00ZH	*TYPE8*	2	2	-----	3LA,AG,CO,LA,PE
	86102-K09-C00ZE	*TYPE2*	2	-	-----	2DK,3DK,DK
3	86103-K09-C00ZB	MARK, HONDA (70MM)				
		*TYPE1*	1	1		
4	86647-K09-D00ZB	STRIPE, R. BODY COVER				
		*TYPE2*	1	-	-----	2DK,3DK,DK
	86647-K09-D00ZC	*TYPE1*	1	-	-----	2DK,3DK,DK
5	86647-K09-L00ZB	STRIPE, R. BODY COVER				
		*TYPE4*	1	1	-----	3LA,AG,CO,LA,PE
	86647-K09-L00ZC	*TYPE3*	1	1	-----	3LA,AG,CO,LA,PE
	86647-K09-L00ZD	*TYPE2*	1	1	-----	3LA,AG,CO,LA,PE
	86647-K09-L00ZE	*TYPE1*	1	1	-----	3LA,AG,CO,LA,PE
6	86648-K09-D00ZB	STRIPE, L. BODY COVER				
		*TYPE2*	1	-	-----	2DK,3DK,DK
	86648-K09-D00ZC	*TYPE1*	1	-	-----	2DK,3DK,DK
7	86648-K09-L00ZB	STRIPE, L. BODY COVER				
		*TYPE4*	1	1	-----	3LA,AG,CO,LA,PE
	86648-K09-L00ZC	*TYPE3*	1	1	-----	3LA,AG,CO,LA,PE



K093F5000

Ref. No.	Part No.	Description	Reqd. QTY		Serial No.	Parts catalogue code
			AFS1101SH D E			
(7)	86648-K09-L00ZD	STRIPE, L. BODY COVER				
		*TYPE2*	1	1	-----	3LA,AG,CO,LA,PE
	86648-K09-L00ZE	*TYPE1*	1	1	-----	3LA,AG,CO,LA,PE











# PART NAME INDEX

J 1

Part name	Address	Page	Ref.	Part name	Address	Page	Ref.	Part name	Address	Page	Ref.
[ A ]											
ADJUSTER, R. CHAIN .....	F14	67	2	BOLT, COWL SETTING .....	G10	79	9	BOLT, R. HANDLE LEVER PIVOT...	F4	57	16
	F15	68	4	BOLT, DRAIN PLUG, 12MM .....	D15	46	9	BOLT, SEALING, 14MM .....	D4	35	13
	G1	70	2	BOLT, DRIVE SPROCKET FIXING ...	E1	48	16	BOLT, SOCKET, 6X14 .....	D10	41	6
ARM ASSY., KICK STARTER .....	G11	80	2	BOLT, FLANGE, 10X110 .....	H5	90	10	BOLT, SOCKET, 8MM .....	F10	63	16
ARM COMP., CAM CHAIN TENSIONER	D4	35	3	BOLT, FLANGE, 10X35 .....	G15	84	7	BOLT, SPECIAL FLANGE, 5X8 .....	D8	39	19
ARM COMP., GEARSHIFT .....	E3	50	10	BOLT, FLANGE, 10X45 .....	F7	60	12	BOLT, SPECIAL FLANGE, 6X22 .....	D9	40	11
ARM COMP., IN. VALVE ROCKER ..	D3	34	3	BOLT, FLANGE, 10X48 .....	F5	58	10	BOLT, SPECIAL FLANGE, 6X25 .....	D9	40	11
ARM COMP., SHIFT DRUM STOPPER	E3	50	7	BOLT, FLANGE, 5X12 .....	D2	33	9	BOLT, STUD, 7X180.5 .....	D15	46	5
ARM, FR. BRAKE .....	F11	64	10	BOLT, FLANGE, 6MM .....	G8	77	10	BOLT, STUD, 8X18 .....	F16	69	18
ARM, RR. BRAKE .....	F14	67	6		G16	85	6		G1	70	13
ARM, RR. BRAKE STOPPER .....	G14	83	7	BOLT, FLANGE, 6X100 .....	D2	33	18	BOLT, STUD, 8X32 .....	D2	33	15
AXLE, FR. WHEEL .....	F12	65	4	BOLT, FLANGE, 6X12 .....	E2	49	32	BOLT, SWINGARM PIVOT .....	G14	83	8
	F13	66	1		F8	61	9	BOLT, WASHER, 8X22 .....	D4	35	14
AXLE, RR. WHEEL .....	F15	68	6		G3	72	10	BOX, LUGGAGE .....	G4	73	14
	G1	70	4		G4	73	22	BULB .....	F1	54	3
					H4	89	15	BULB, HEADLIGHT .....	F1	54	4
				BOLT, FLANGE, 6X14 .....	D1	32	7	BULB, ILLUMINATION CONTROL .....	F2	55	1
					F8	61	10	BULB, STOP & TAILLIGHT .....	H2	87	10
				BOLT, FLANGE, 6X16 .....	D12	43	5	BULB, WEDGE BASE .....	F2	55	2
					D14	45	7				
					G9	78	15				
BAG, OWNERS MANUAL .....	H9	94	1		H4	89	16	BULB, WINKER LIGHT .....	H1	86	14
BAG, TOOL, 160MM .....	H9	94	10	BOLT, FLANGE, 6X18 .....	D4	35	19				
BALL ASSY., STEERING STEEL,					D15	46	11	BUSH A, RUBBER .....	G15	84	3
#6X21	F7	60	4		G9	78	16	BUSH B, RUBBER .....	G15	84	2
BALL ASSY., STEERING STEEL,				BOLT, FLANGE, 6X20 .....	D9	40	15	BUSH, 15MM .....	E1	48	3
#6X26	F7	60	8		H4	89	17	BUSH, GUIDE .....	F9	62	6
BAND, AIR CLEANER CONNECTING					H8	93	13	BUSH, RUBBER UPPER .....	G15	84	2
TUBE	G8	77	14	BOLT, FLANGE, 6X22 .....	D2	33	17				
BAR COMP., SIDE STAND .....	G13	82	6		D14	45	8				
BAR COMP., STEP .....	G12	81	1	BOLT, FLANGE, 6X25 .....	D11	42	11				
BAR, L. PILLION STEP .....	G12	81	5		D12	43	6				
BAR, R. PILLION STEP .....	G12	81	4		F8	61	11				
BASE COMP., TAILLIGHT .....	H2	87	4	BOLT, FLANGE, 6X28 .....	F11	64	18				
BATTERY .....	H3	88	1	BOLT, FLANGE, 6X30 .....	G5	74	24				
				BOLT, FLANGE, 6X32 .....	D2	33	10				
BEARING, NEEDLE, 21X27X18 ....	D10	41	7		D13	44	7				
BEARING, RADIAL BALL .....	D16	47	7	BOLT, FLANGE, 6X35 .....	D11	42	12				
BEARING, RADIAL BALL, 6001 ...	E2	49	29		F14	67	19				
BEARING, RADIAL BALL, 6200 ...	D9	40	16	BOLT, FLANGE, 6X40 .....	D6	37	18				
BEARING, RADIAL BALL, 6201 ...	E2	49	28	BOLT, FLANGE, 6X60 .....	D15	46	12				
BEARING, RADIAL BALL, 6201UU .	F16	69	21	BOLT, FLANGE, 6X75 .....	D15	46	13				
	G2	71	16	BOLT, FLANGE, 6X8 .....	G9	78	14				
BEARING, RADIAL BALL, 6203 ...	E2	49	30		G16	85	12				
BEARING, RADIAL BALL, 6203UU .	F16	69	23	BOLT, FLANGE, 8X14 .....	H4	89	14				
	G2	71	18		G5	74	23				
BEARING, RADIAL BALL, 6301UU .	F12	65	13		G10	79	13				
	F13	66	8	BOLT, FLANGE, 8X18 .....	G12	81	12				
	F16	69	22	BOLT, FLANGE, 8X25 .....	D4	35	20				
	G2	71	17	BOLT, FLANGE, 8X32 .....	H5	90	9				
BODY COMP., FRAME .....	H5	90	4	BOLT, FLANGE, 8X35 .....	G12	81	13				
BODY SET, COCK .....	E6	53	29	BOLT, FLANGE, 8X45 .....	G10	79	14				
BOLT-WASHER, 6X12 .....	D2	33	16	BOLT, FR. FORK .....	F10	63	10				
BOLT-WASHER, 6X25 .....	H2	87	14	BOLT, FR. HANDLE COVER .....	F5	58	11				
BOLT-WASHER, 6X6 .....	G14	83	10	BOLT, HEAD COVER .....	D1	32	3				
BOLT A, BRAKE STOPPER .....	F14	67	15	BOLT, HEX., 6X14 .....	D15	46	10				
BOLT A, STOPPER ARM .....	G14	83	13	BOLT, HEX., 6X20 .....	G11	80	8				
BOLT, ADAPTER, 10MM .....	F3	56	4	BOLT, KNOCK, 6MM .....	E3	50	16				
BOLT, ADJUSTING .....	F1	54	7								
BOLT, CLUTCH ADJUSTING .....	D6	37	9								

5

# PART NAME INDEX

Part name	Address	Page	Ref.	Part name	Address	Page	Ref.	Part name	Address	Page	Ref.
CATCH COMP., SEAT .....	G4	73	8	COVER COMP., CYLINDER HEAD .....	D1	32	1	[ F ]			
CENTER, CLUTCH .....	D9	40	5	COVER COMP., HANDLE .....	F5	58	7	FENDER A, FR. ....	F8	61	3
CHAIN, CAM .....	D4	35	2	COVER COMP., L. RR. ....	D11	42	2	FENDER B, FR. ....	F8	61	4
CHAIN, DRIVE .....	G14	83	3	COVER COMP., RR. HANDLE .....	F5	58	7	FENDER B, RR. ....	G16	85	3
CHAMBER SET, FLOAT .....	E5	52	6	COVER COMP., R. CRANKCASE .....	D6	37	1	FENDER SET A, RR. ....	G16	85	4
CIRCLIP, 17MM .....	E2	49	27	COVER SET, FR. HANDLE .....	F5	58	6	FILTER COMP., AIR .....	G9	78	2
CIRCLIP, 20MM .....	E2	49	26	COVER SET, L. BODY .....	G6	75	6	FLANGE SUB ASSY., FINAL DRIVEN	F15	68	9
CIRCLIP, 7MM .....	D8	39	27	COVER SET, L. MAIN PIPE SIDE ..	H7	92	2		G1	70	7
CIRCLIP, EXTERNAL, 16MM .....	E4	51	11	COVER SET, R. BODY .....	G6	75	5	FLAP, TIRE .....	F12	65	3
CIRCLIP, INTERNAL, 45MM .....	D8	39	25	COVER SET, R. MAIN PIPE SIDE ..	H7	92	1		F16	69	17
CLAMPER, OVER FLOW .....	D11	42	5	COVER SUB ASSY., AIR CLEANER ..	G8	77	8	FLOAT SET .....	E5	52	4
CLAMP, CORD .....	F2	55	8	COVER, BATTERY .....	G4	73	1	FLYWHEEL COMP. ....	D12	43	1
CLAMP, TUBE .....	G8	77	11	COVER, CENTER .....	G6	75	2	FORK ASSY., L. FR. ....	F10	63	14
	G9	78	9	COVER, FR. ....	H6	91	1	FORK ASSY., R. FR. ....	F9	62	1
CLIP, FUEL HOSE .....	G9	78	11	COVER, L. BODY LOWER .....	G6	75	4	FORK, GEARSHIFT .....	E3	50	1
CLIP, GEARSHIFT FORK GUIDE PIN	E3	50	3	COVER, L. CRANKCASE .....	D11	42	1	FUEL UNIT .....	G3	72	5
CLIP, HEADLIGHT .....	F1	54	5	COVER, MAIN PIPE .....	H7	92	5	FUSE B .....	H4	89	18
CLIP, HIGH TENSION CORD & SENSOR CORD	D6	37	11	COVER, MUFFLER .....	G10	79	5				19
CLIP, OIL DRAIN TUBE .....	G9	78	1	COVER, NECK GUARD .....	H6	91	2				
CLIP, PISTON PIN .....	D16	47	5	COVER, OIL FILTER .....	D7	38	1	[ G ]			
CLIP, PISTON PIN, 13MM .....	D6	37	3	COVER, R. BODY LOWER .....	G6	75	3	GASKET SET .....	E5	52	1
CLIP, TRIM .....	G7	76	13	CRANKCASE COMP., L. ....	D15	46	2				2
	H1	86	19	CRANKCASE COMP., R. ....	D15	46	1	GASKET, AIR FEED PIPE .....	G9	78	5
CLIP, TUBE .....	E6	53	37	CRANKSHAFT COMP. ....	D16	47	1	GASKET, CARBURETOR INSULATOR ..	D2	33	5
	G3	72	9	CUP, FUEL STRAINER .....	E6	53	25	GASKET, CYLINDER .....	D5	36	2
	G8	77	13	CUSHION ASSY., RR. ....	G15	84	1	GASKET, CYLINDER HEAD .....	D2	33	4
	G9	78	12	CUSHION, C.D.I. UNIT .....	H4	89	1	GASKET, EX. PIPE .....	G10	79	1
CLIP, VALVE GUIDE .....	D2	33	3	CUSHION, FR. TOP COVER .....	H5	90	6	GASKET, FLOAT CHAMBER .....	E6	53	23
CLUTCH, ONE WAY .....	D10	41	2	CYLINDER COMP. ....	D5	36	1	GASKET, HEAD COVER .....	D1	32	2
COIL ASSY., IGNITION .....	H4	89	5	C.D.I. UNIT .....	H4	89	3	GASKET, L. CRANKCASE COVER ....	D11	42	4
COLLAR .....	D8	39	18					GASKET, OIL FILTER .....	D7	38	2
COLLAR A, HANDLE SETTING .....	F5	58	14	[ D ]				GASKET, OIL PUMP BODY .....	D14	45	2
COLLAR B, HANDLE SETTING .....	F5	58	15	DAMPER SET, WHEEL .....	F15	68	1	GASKET, R. CRANKCASE COVER ....	D6	37	2
COLLAR, 6.2X20 .....	G4	73	18		G1	70	1	GAUGE, OIL LEVEL .....	D6	37	4
COLLAR, CAM CHAIN TENSIONER ..	D4	35	5	DISK, CLUTCH FRICTION .....	D9	40	6	GEAR COMP., PRIMARY CLUTCH .....	D7	38	13
COLLAR, CLUTCH OUTER .....	D9	40	4	DOWEL PIN, 8X14 .....	D6	37	17	GEAR COMP., STARTER REDUCTION ..	D10	41	4
COLLAR, FR. AXLE DISTANCE ....	F12	65	6		D11	42	10	GEAR, COUNTERSHAFT FIRST .....	E1	48	4
	F13	66	3	DOWEL PIN, SPECIAL, 10X14 .....	D15	46	7	GEAR, COUNTERSHAFT FOURTH .....	E1	48	10
COLLAR, FR. FENDER .....	F8	61	5	DOWEL PIN, SPECIAL, 8X14 .....	D1	32	6	GEAR, COUNTERSHAFT SECOND .....	E1	48	6
	H2	87	11		D2	33	13	GEAR, COUNTERSHAFT THIRD .....	E1	48	8
COLLAR, FR. WHEEL SIDE .....	F12	65	5	DRIVER, SCREW .....	H9	94	3	GEAR, MAINSHAFT FOURTH .....	E1	48	9
	F13	66	2	DRUM, GEARSHIFT .....	E3	50	4	GEAR, MAINSHAFT SECOND .....	E1	48	5
COLLAR, KICK SPRING .....	E4	51	5	DUST SEAL, 27X40X4.5 .....	F16	69	24	GEAR, MAINSHAFT THIRD .....	E1	48	7
COLLAR, LOCK PLATE .....	E1	48	13		G2	71	19	GEAR, SPEEDOMETER .....	F11	64	3
COLLAR, MAIN SIDE COVER .....	F8	61	8	DUST SEAL, 47X57X7 .....	F11	64	13	GEAR, STARTER DRIVEN .....	D10	41	1
COLLAR, MUFFLER MOUNTING .....	G10	79	8	DUST SEAL, BRAKE CAM .....	F11	64	6	GRIP .....	H9	94	4
COLLAR, MUFFLER PROTECTOR .....	G10	79	3		F14	67	8	GRIP COMP., THROTTLE .....	F4	57	9
COLLAR, RR. AXLE DISTANCE ....	F15	68	10	DUST SEAL, STEERING HEAD .....	F7	60	7	GRIP, L. HANDLE .....	F4	57	10
	G1	70	8					GROMMET, AIR CLEANER CASE .....	G6	75	7
COLLAR, RR. BRAKE PANEL SIDE ..	F14	67	3	[ E ]				GROMMET, MAIN PIPE COVER .....	H7	92	4
COLLAR, RR. WHEEL SIDE .....	F15	68	8	ELEMENT COMP., AIR CLEANER .....	G8	77	2	GROMMET, SIDE COVER .....	H2	87	13
	G1	70	6	EMBLEM, PRODUCT .....	F5	58	9	GUARD, CARBURETOR .....	G8	77	15
COLLAR, RUBBER BUSH .....	G15	84	4	E-RING, 7MM .....	D8	39	27	GUIDE COMP., BRAKE CABLE .....	F8	61	2
COLLAR, RUBBER BUSH UPPER .....	G15	84	4					GUIDE, CLUTCH OUTER .....	D9	40	3
COLLAR, SET .....	E5	52	18					GUIDE, VALVE .....	D2	33	2
CONTACT ASSY., CHANGE SWITCH ..	D15	46	4								
COTTER, VALVE .....	D3	34	10								
COUNTERSHAFT .....	E1	48	2								

# PART NAME INDEX

Part name	Address	Page	Ref.	Part name	Address	Page	Ref.	Part name	Address	Page	Ref.
[ H ]				LEVER COMP., CLUTCH .....	D6	37	5	NUT, SPECIAL, 6MM .....	F8	61	6
HANDLE, EYE WRENCH, 12MM .....	H9	94	8	LEVER COMP., R. HANDLE .....	F4	57	13		F14	67	12
HARNASS, WIRE .....	H4	89	8	LEVER SET, COCK .....	E6	53	30		F16	69	19
HEADLIGHT UNIT .....	F1	54	1	LEVER, CHOKE .....	E5	52	8		G1	70	14
HEAD COMP., CYLINDER .....	D2	33	1	[ M ]				NUT, STEERING STEM LOCK .....	F7	60	3
HEAD, CAM CHAIN TENSIONER PUSH ROD	D4	35	8	MAINSHAFT .....	E1	48	1	NUT, TAPPET ADJUSTING .....	D3	34	12
HEATER ONLY .....	E5	52	15	MARK, BATTERY CAUTION .....	H10	95	3	NUT, U, 6MM .....	F14	67	11
HOLDER, CANISTER .....	G16	85	2	MARK, DRIVE CAUTION .....	H10	95	10	NUT, U, 8MM .....	F16	69	20
HOLDER, L. PILLION STEP .....	G12	81	8	MARK, HONDA .....	H11	96	1		G2	71	15
HOLDER, NEEDLE JET .....	E6	53	24	[ N ]				[ O ]			
HOLDER, R. PILLION STEP .....	G12	81	6	NEEDLE SET, JET .....	E5	52	3	OIL SEAL, 11.6X22X7 .....	D15	46	8
HOOK, MAIN STAND SPRING .....	G13	82	4	NUT B, BRAKE ROD ADJUSTING .....	F11	64	17	OIL SEAL, 13.8X24X5 .....	D6	37	13
HORN ASSY. ....	H4	89	10		G11	80	13	OIL SEAL, 17X29X5 .....	E2	49	31
HOSE, BREATHER .....	G8	77	1	NUT B, LOCK, 14MM .....	D9	40	12	OIL SEAL, 21X37X7 .....	F12	65	12
HOUSING, UNDER THROTTLE .....	F4	57	12	NUT SET, SQUARE .....	E5	52	13		F13	66	7
HOUSING, UPPER THROTTLE .....	F4	57	11	NUT, CAP, 10MM .....	G15	84	5	OIL SEAL, 47X57X7 .....	F11	64	13
HUB SUB ASSY., FR. ....	F12	65	7	NUT, CLIP, 4MM .....	F5	58	8	O-RING .....	D13	44	6
HUB SUB ASSY., RR. ....	F15	68	11		H6	91	3	O-RING, 13.8X2.5 .....	D11	42	8
[ I ]				NUT, CLIP, 5MM .....	G4	73	19	O-RING, 15.8X2.85 .....	F10	63	18
INDICATOR, FR. BRAKE .....	F11	64	8		G7	76	12	O-RING, 18X3 .....	D6	37	15
	F14	67	9	NUT, CLIP, 6MM .....	G16	85	9	O-RING, 1.3X4.3 .....	E5	52	16
INNER COMP., ONE-WAY CLUTCH ..	D7	38	6	NUT, FLANGE SPECIAL, 8MM .....	F16	69	20	O-RING, 25X2.4 .....	D2	33	14
INSULATOR, CARBURETOR .....	D2	33	6		G2	71	15	O-RING, 2.4X25 .....	E5	52	17
[ J ]				NUT, FLANGE, 10MM .....	D12	43	4	O-RING, 30MM .....	D11	42	9
JET, MAIN, #80 .....	E6	53	38		F5	58	13	O-RING, 40.5X3 .....	F15	68	13
JET, MAIN, #82 .....	E6	53	38		H1	86	18		G1	70	10
JET, SLOW, #40X#40 .....	E6	53	39	NUT, FLANGE, 12MM .....	F11	64	12	O-RING, 8MM .....	D6	37	14
JET, SLOW, #42 .....	E6	53	39		F14	67	13	OUTER ASSY., PRIMARY CLUTCH ..	D7	38	11
JOINT B, BRAKE ARM .....	F11	64	16		G14	83	12	OUTER COMP., CLUTCH .....	D9	40	2
	G11	80	12	NUT, FLANGE, 6MM .....	F8	61	7	OUTER, STARTING CLUTCH .....	D10	41	3
JOINT, DRIVE CHAIN .....	G14	83	4		F11	64	15	[ P ]			
[ K ]				NUT, FLANGE, 8MM .....	G10	79	10	PACKING .....	D13	44	1
KEY SET .....	H5	90	1		H5	90	8	PACKING, BASE .....	G3	72	6
KEY, BLANK .....	H5	90	3	NUT, FLANGE, 10MM .....	F5	58	13	PACKING, DRAIN COCK .....	D15	46	6
KEY, SEAT LOCK .....	G4	73	11		H1	86	18	PACKING, DRIVE CHAIN CASE .....	G14	83	6
KEY, WOODRUFF, 4MM .....	D16	47	6	NUT, FLANGE, 12MM .....	H5	90	8	PACKING, LENS .....	H1	86	7
[ L ]					F11	64	12	PANEL COMP., RR. BRAKE .....	F14	67	4
LABEL, AIR CLEANER ELEMENT NOTICE	H10	95	4	NUT, FLANGE, 6MM .....	F8	61	7	PANEL SUB COMP., FR. BRAKE .....	F11	64	5
					F11	64	15	PEDAL COMP., BRAKE .....	G11	80	6
LABEL, DRIVE CAUTION .....	H10	95	8	NUT, FLANGE, 8MM .....	G10	79	10	PEDAL, GEAR CHANGE .....	G11	80	1
LABEL, RR. CARRIER .....	H10	95	1		F11	64	15	PINION, KICK STARTER .....	E4	51	1
LABEL, TIRE & DRIVE CHAIN .....	H10	95	2	NUT, HEX., 10MM .....	F3	56	5	PIN, GEARSHIFT DRUM .....	E3	50	6
LENS COMP., TAILLIGHT .....	H2	87	5		G13	82	8	PIN, GEARSHIFT FORK GUIDE .....	E3	50	2
LENS, L. FR. WINKER .....	H1	86	3	NUT, HEX., 5MM .....	F4	57	17	PIN, GUIDE ROLLER .....	D4	35	10
LENS, L. WINKER .....	H1	86	12	NUT, HEX., 6MM .....	F14	67	16	PIN, PILLION STEP .....	G12	81	9
LENS, R. FR. WINKER .....	H1	86	1		F16	69	25	PIN, PISTON .....	D16	47	4
LENS, R. WINKER .....	H1	86	1	NUT, HEX., 7MM .....	D2	33	11	PIN, SEAT HINGE .....	G4	73	7
LENS, R. WINKER .....	H1	86	6	NUT, HEX., 8MM .....	D6	37	16	PIN, SHIFT RETURN SPRING .....	E3	50	13
LENS, SPEEDOMETER .....	F2	55	6		F14	67	17	PIN, SPLIT, 1.6X15 .....	G12	81	11
					G14	83	14	PIN, SPLIT, 1.6X18 .....	G4	73	21
				NUT, LOCK, 14MM .....	D8	39	20	PIN, SPLIT, 2.0X15 .....	F14	67	18
				NUT, SPECIAL, 5MM .....	G16	85	7		G11	80	10
									G14	83	18
								PIN, SPLIT, 3.0X30 .....	G13	82	9
								PIN, STOPPER .....	D7	38	17



# PART NAME INDEX

J 5

Part name	Address	Page	Ref.	Part name	Address	Page	Ref.	Part name	Address	Page	Ref.
SPRING, SHIFT DRUM STOPPER	E3	50	8	TUBE, AIR VENT	E6	53	28	WASHER, SPRING, 10MM	G14	83	17
SPRING, SIDE FRICTION	D7	38	9	TUBE, BATTERY BREATHER	H3	88	3	WASHER, STEERING STEM NUT	F7	60	9
SPRING, STOP SWITCH	G11	80	4	TUBE, FUEL, 5.3X40	G3	72	8	WASHER, THRUST, 15MM	E1	48	18
SPRING, SUB GEAR	D7	38	16	TUBE, FUEL, 5.3X600	G3	72	4	WASHER, THRUST, 17MM	D9	40	13
SPRING, TENSIONER	D4	35	6	TUBE, OVERFLOW	E6	53	27		E1	48	21
SPRING, VALVE	D3	34	7	TUBE, TIRE	F12	65	11	WASHER, THRUST, 20MM	E1	48	20
SPROCKET COMP., CAM CHAIN					F13	66	6		E4	51	9
GUIDE	D4	35	11		F15	68	16	WEIGHT A, STEERING HANDLE	F5	58	2
SPROCKET, CAM	D4	35	1		F16	69	16	WEIGHT B, STEERING HANDLE	F5	58	5
SPROCKET, DRIVE	E1	48	11		G1	70	12	WEIGHT SET, PRIMARY CLUTCH	D7	38	3
SPROCKET, FINAL DRIVEN	F15	68	5	TUBE, VINYL, 11X15X40	G8	77	6	WHEEL SUB ASSY., FR.	F12	65	8
	G1	70	3						F13	66	4
STAND COMP., MAIN	G13	82	1	[ V ]				WHEEL SUB ASSY., RR.	F15	68	12
STATOR COMP.	D12	43	2	VALVE ASSY., AIR SUCTION	G9	78	3		G1	70	9
STAY, FR. TOP COVER	H5	90	5	VALVE COMP., FLOAT	E6	53	22	WINKER ASSY., L. RR.	H1	86	11
STAY, IGNITION COIL	G9	78	10	VALVE SET, AIR CUT	E5	52	14	WINKER ASSY., R. RR.	H1	86	5
	H4	89	13	VALVE SET, AIR CUT	E5	52	14	WRENCH, EYE, 19MM	H9	94	9
STAY, LOWER COVER	H7	92	3	VALVE SET, THROTTLE	E5	52	9	WRENCH, SPARK PLUG	H9	94	5
STAY, RR. WINKER	H1	86	9	VALVE, EX.	D3	34	6				
STEM SUB ASSY., STEERING	F7	60	10	VALVE, IN.	D3	34	5				
STRAINER COMP., FUEL	G3	72	1								
STRIPE, L. BODY COVER	H11	96	6	[ W ]							
	H12	97	7	WASHER B, LOCK	D8	39	23				
STRIPE, R. BODY COVER	H11	96	4	WASHER, 10X24	D12	43	3				
			5	WASHER, 14.1MM	D9	40	14				
SUB CORD, STARTER MOTOR	D13	44	3	WASHER, 17X23X1.5	D8	39	24				
SUB GEAR	D7	38	14	WASHER, 30X45X0.8	D8	39	21				
SUB HARNESS, CARBURETOR HEATER	E6	53	31	WASHER, 6.2X19X2.3	E1	48	17				
SWINGARM SUB ASSY., RR.	G14	83	9	WASHER, 7.2X16X2.5	D2	33	12				
SWITCH ASSY., COMBINATION &				WASHER, 8MM	D4	35	18				
LOCK	H5	90	2		D6	37	12				
SWITCH ASSY., FR. STOP	F4	57	7		F14	67	14				
SWITCH ASSY., RR. STOP	G11	80	3	WASHER, 8.5X26X2.3	D4	35	15				
SWITCH UNIT, DIMMER	F4	57	4	WASHER, CLUTCH SIDE	D7	38	8				
SWITCH UNIT, HORN	F4	57	5	WASHER, LOCK	D8	39	22				
SWITCH UNIT, LIGHTING	F4	57	2	WASHER, LOCK, 20MM	E1	48	25				
SWITCH UNIT, STARTER	F4	57	3	WASHER, LOCK, 6MM	F1	54	6				
SWITCH UNIT, WINKER	F4	57	6	WASHER, PIVOT BOLT	G14	83	11				
				WASHER, PLAIN	E6	53	32				
[ T ]				WASHER, PLAIN, 10MM	G15	84	6				
TAILLIGHT UNIT	H2	87	3	WASHER, PLAIN, 12MM	G14	83	16				
TANK COMP., FUEL	G3	72	2	WASHER, PLAIN, 5MM	G11	80	9				
THREAD COMP., STEERING HEAD				WASHER, PLAIN, 6MM	G12	81	10				
TOP	F7	60	11	WASHER, PLAIN, 8MM	G4	73	20				
TIRE, FR.	F12	65	10		G10	79	12				
	F13	66	5	WASHER, SEALING, 14MM	D4	35	16				
TIRE, RR.	F15	68	15	WASHER, SEALING, 6.2X12X1.2	D1	32	5				
	G1	70	11		D4	35	17				
TOOL SET	H9	94	2	WASHER, SEAT LOCK	G4	73	10				
TOP SET	E5	52	5	WASHER, SEAT MOUNTING, 6MM	H7	92	10				
TUBE A, AIR INJECTION CONTROL				WASHER, SPECIAL, 12X23	E1	48	19				
VALVE	G9	78	6	WASHER, SPECIAL, 14MM	E4	51	8				
TUBE B, AIR INTAKE	G9	78	7	WASHER, SPECIAL, 8MM	F10	63	17				
TUBE C, AIR SUCTION VALVE	G9	78	8	WASHER, SPEEDOMETER GEAR	F11	64	4				
TUBE, 3.5X110	G9	78	13	WASHER, SPLINE, 17MM	E1	48	22				
TUBE, AIR CLEANER CONNECTING	G8	77	9	WASHER, SPLINE, 20MM	E1	48	23				
TUBE, AIR CLEANER DRAIN	G8	77	7								



---

**1**

**FOREWORD INDEX**

---

**2**

**ENGINE GROUP**

---

**3**

**FRAME GROUP**

---

**4**

**PART NUMBER INDEX**

---

**5**

**PART NAME INDEX**

---

**HONDA**  
The Power of Dreams





# PARTS CATALOGUE NEWS

Honda Motor Co., Ltd.  
Customer Service Technology Development Division

## PARTS CATALOGUE - CORRECTED

Printed in Japan

CODE NO.	13K09D02
PARTS CATALOGUE NEWS	AFS1101SH AFS1101SHD/E
NEWS NO.	001

(CH-KD)K09

Block No.	Ref. No.	Note	Part No.	Description	Reqd. QTY		Serial No.	Parts catalogue code
					AFS1101SH D	E		
E-22	19	E	16100-K09-M21	*PARTS NO. DELETION				
		A	16100-K09-M41	CARBURETOR ASSY. (PB5NY A) . . . .	-	1	-----	00

NOTE A:PART NO. CHANGE D:NEWLY PROVIDED E:PART NO.DELETION K:REQUIRED NO. CORRECTION L:APPLICATION SERIAL NO. CORRECTION  
M:PART DESCRIPTION CORRECTION T:APPLICATION CORRECTION Z:REMARKS CHANGE