



AFS110SP / 1SP / 2SP

AFS110SP_H
AFS1101SP_H
AFS1102SP_H

PARTS CATALOGUE

1

FOREWORD INDEX

1

ENGINE GROUP

2

FRAME GROUP

3

PART NUMBER INDEX

4

PART NAME INDEX

5

Instruction for use of parts catalogue

- **This parts catalogue has been created as of May 10, 2016.**
 - Since this date, the sales practice for repair parts may have been changed or the parts may have been eliminated (listed for those not for sale).
 - The modified information is reflected on the latest Electronic Parts Catalogue (EPC).
Also, refer to the parts catalogue news for any change.
 - See the parts catalogue news for any revision that is made after May 10, 2016.
- **Always specify the part number when ordering a part.**
 - Check the model, type, serial numbers, color, maker, and the size as needed before ordering a part.
 - Note that the illustrations (part drawings) can differ from the actual parts in shape.
They are given just to help you to refer to the parts.
- **When modifications or additions to this parts catalogue are made, a revised edition will be issued at an appropriate time, with successively progressing revision numbers on the cover. We recommend obtaining such revisions in order to keep your parts catalogue up-to-date at all times. To check whether a parts catalogue revision has been issued, please contact your Honda distributor.**

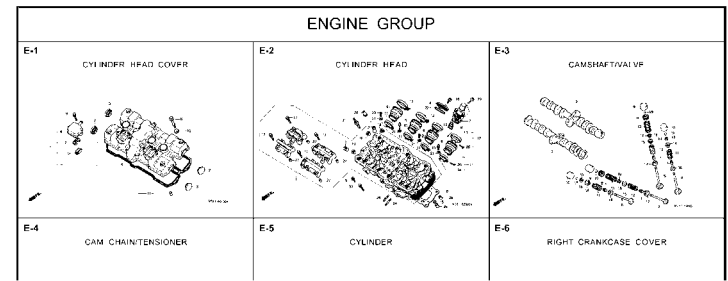
Initial version issue date
May 10, 2016
Honda Motor Co., Ltd.

CONTENTS

	Page
● Instruction for use of parts catalogue	1
● How to refer to the part information	2
● Part catalogue structure	3
● When the parts were revised.....	5
● Abbreviations used in the parts catalogue.....	5
● Part block and serial number check	6
● Color label attachment position check.....	6
● Models, parts catalogue codes and applicable serial numbers.....	7
● Color label	8
● Color chart.....	9
● Fuel hose, general purpose hoses and vinyl hose	19
● FLAT RATE SERVICE TIME	23
● Illustrated index	28
● ENGINE GROUP.....	36
● FRAME GROUP.....	58
● PART NO. INDEX.....	103
● PART NAME INDEX.....	107

How to refer to the part information

A Reference with "Illustrated index"



B Reference with "Part number index"

PART NO. INDEX			
Part Number	Page	Ref.	
04000			13323-MY9-751 28 10
			13324-MY9-751 28 10
04911-MCE-000	26	1	13325-MY9-751 28 10
			13327-MY9-751 28 10
06000			14000
06405-MY5-P00	67	3	14100-MCE-000 13 2
06405-MY5-P10	67	3	14200-MCE-000 13 3
06410-MY9-860	56	1	14321-MCE-000 16 2
06435-MCE-006	55	1	14401-MCE-003 16 3
06451-166-405	51	2	14510-MCE-000 16 4
06451-443-405	55	2	14520-MY9-691 16 5
06451-MA7-405	51	1	14524-MY9-690 16 6
06455-MCE-006	51	3	14546-MCE-000 16 7
			14620-MY9-691 16 8
			14711-MCE-000 13 4
11000			14712-MCE-000 13 5
11210-MCE-000	25	1	14721-MCE-000 13 6
11330-MCE-305	18	1	14722-MCE-000 13 7
11333-RT3-000	22	1	14730-MCE-000 13 8
11335-MCE-000	18	2	14731-MCE-000 13 9
11360-MCE-000	23	1	14731-MY9-751 13 10
11365-MCE-000	23	2	14751-MY2-000 13 11
11396-MY9-000	18	3	14751-MCE-000 13 12
11631-MCE-000	21	1	14761-MCE-000 13 13
11691-MY9-000	21	2	

C Reference with "Part name index"

PART NAME INDEX			
Part name	Page	Ref.	Pe
[A]			
ADJUSTER, CHAIN	67	5	BOLT, CHANGE
ARM COMP., GEAR CHANGE	64	3	BOLT, CLUTCH
ARM, L. MAIN STEP	65	8	BOLT, CONNECT
ARM, L. PILLION STEP	65	12	BOLT, DISK, 4
ARM, R. MAIN STEP	65	5	BOLT, DRAIN F
ARM, R. PILLION STEP	65	11	BOLT, FLANGE
AUTO COOK ASSY., FUEL	73	3	BOLT, FLANGE
AXLE, FR. WHEEL	52	5	BOLT, FLANGE
AXLE, RR. WHEEL	56	3	BOLT, FLANGE
[B]			
BAG, AIR PRESSURE GAUGE	77	4	BOLT, FLANGE
BAG, SERVICE BOOK	77	1	BOLT, FLANGE
BAG, TOOL	77	3	BOLT, FLANGE
BALL, STEEL	65	20	BOLT, FLANGE
BAND A, INSULATOR	11	11	BOLT, FLANGE
BAND B, INSULATOR	11	12	BOLT, FLANGE
BAND, AIR CLEANER CONNECTING TUBE	62	22	BOLT, FLANGE
BAND, U-LOCK	70	3	BOLT, FLANGE
BAND, WIRE	26	14	BOLT, FLANGE
	63	21	BOLT, FLANGE
	74	18	

F-7 FRONT FENDER

Ref. No.	Part No.	Description	Reqd. QTY	Serial No.	Parts catalogue code
			CG400 SPX SPY		
1	45156-MCE-000	CLAMPER, R. FR. BRAKE HOSE	1		
2	45157-MCE-000	CLAMPER, L. FR. BRAKE HOSE	1		
3	61100-MCE-000A	FENDER COMP., FR. *NH41M*FORCE SILVER METALLIC	1	----- 3J,4J	
	61100-MCE-000B	*PB284C*...CANDY PHOENIX BLUE	1	----- J,2J	
4	61101-MCE-000	PLATE, FR. FENDER	2	1008000	
	61101-MCE-010	-----	2	1008001	
5	61102-MCE-300	CUSHION, FR. FENDER (BLACK)	2		
6	61105-MCE-000	STAY, FR. FENDER MOUNTING	2		
7	61107-MR7-000	COLLAR (6.5)	4		
8	96001-06020-00	BOLT, FLANGE, 6X20	4		

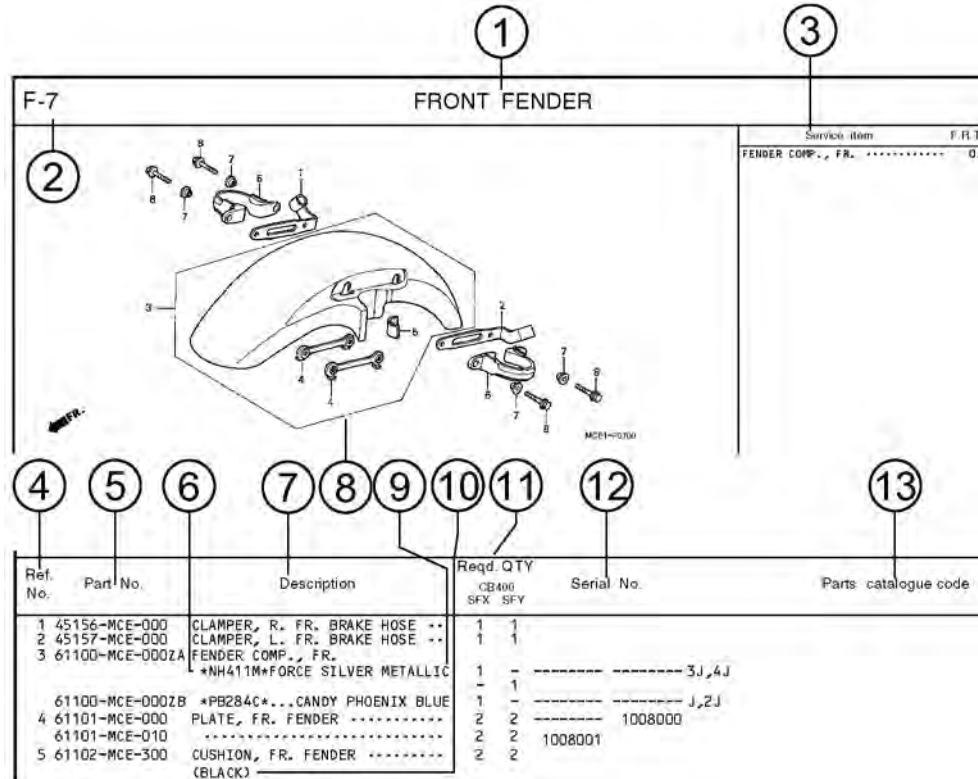
Service item F.R.T.
FENDER COMP., FR. 0.3

MCE1-F0700

2000.09.01 E

Page No.

Part catalogue structure



① Block title ② Block number

③ Service item/Flat rate time

④ Reference number

- Title number marked with the parenthesis or parentheses indicates that it continues from the previous page.

⑤ Part number ⑥ Honda color code

⑦ Description

⑧ Assemblies

- Sections framed with broken lines in the exploded view drawings are available as complete assemblies. (Their individual parts can also be obtained.)

⑨ Color description

⑩ Note

- Notes are shown with the parentheses in the part name column.

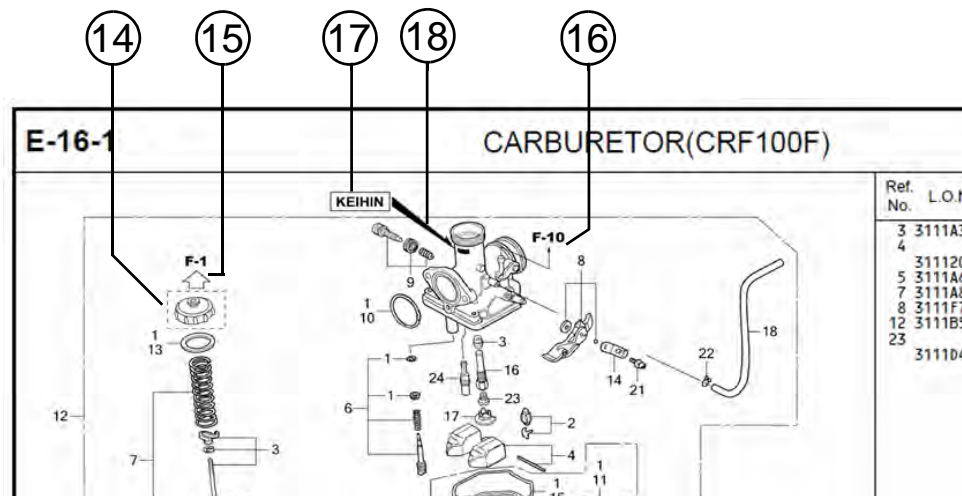
⑪ Required quantity

- Reqd. QTY shown in the parenthesis or parentheses indicates the optional part.
- Reqd. QTY marked with "N" indicates the optional part that should be selected as needed.
- Reqd. QTY indicates the number of the part used in the block.

⑫ Serial number

⑬ Parts catalogue code

- When the parts catalogue code column is blank, it indicates that the part is applicable to all codes.



⑭
 • Parts enclosed within a dotted line are covered in a different block.

⑮
 • A hollow arrow indicates the block No. for the parts enclosed within a dotted line .


⑯
 • A solid arrow indicates the block No. the part in question is connected to.

⑰ **Replacement Identification Information for Designated Part No.**

⑱ **Location of Replacement Identification Information for Designated Part No.**

- If an arrow mark is indicated in 18, the part is incompatible with a different part No.
- Make sure to order the part of the same manufacture, including the component part.
- To make an order, indicate the part No., which includes the symbol displayed on the applicable section of the part to be replaced.

When the parts were revised



Ref. No.	Part No.	Description	Reqd. QTY		Serial No.
			CB400 SFX	SFY	
1	45156-MCE-000	CLAMPER, R. FR. BRAKE HOSE ..	1	1	
2	45157-MCE-000	CLAMPER, L. FR. BRAKE HOSE ..	1	1	
3	61100-MCE-000ZA	FENDER COMP., FR. *NH411M*FORCE SILVER METALLIC	1	-	-----3J,4J
	61100-MCE-000ZB	*PB284C*...CANDY PHOENIX BLUE	1	-	-----J,2J
4	61101-MCE-000	PLATE, FR. FENDER (###).....	2	2	-----1008000
	61101-MCE-010	2	2	-----1008001
5	61102-MCE-300	CUSHION, FR. FENDER (BLACK)	2	2	
6	61105-MCE-000	STAY, FR. FENDER MOUNTING ...	2	2	
7	61107-MR7-000	COLLAR (6,5)	4	4	
8	96001-06020-00	BOLT, FLANGE, 6X20	4	4	


The number has been used from the initial model without revision.

When shown at the left side, it is applicable to the models of No.1008001 and the subsequent numbers.

When shown at the right side, it is applicable to the models up to No.1008000.

The parts listed with "###" at the end of the parts name have limited supply period (parts not for sale).

Abbreviations used in the parts catalogue

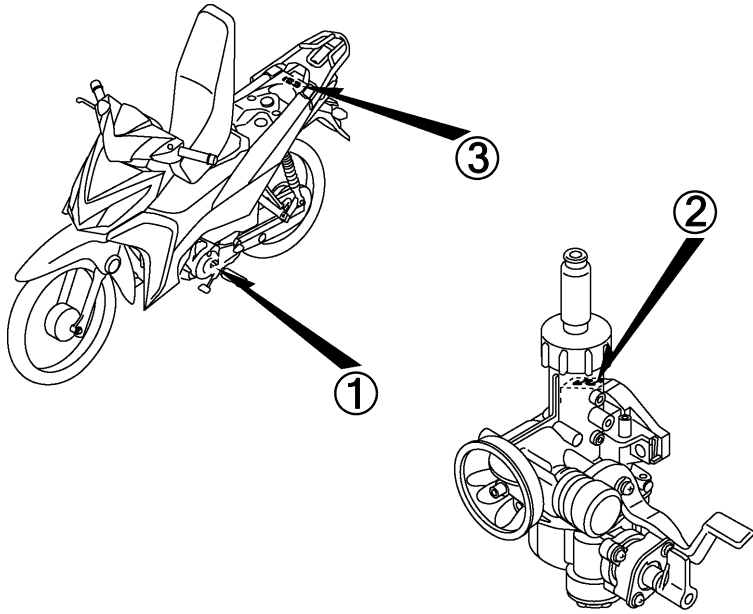
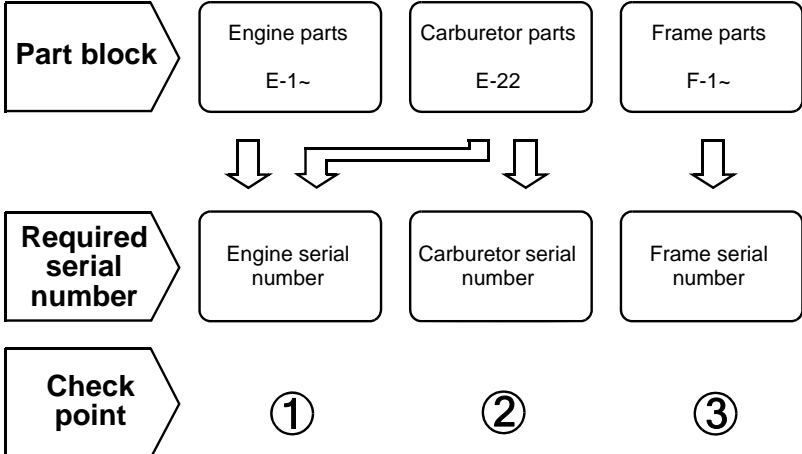


* "L." or "R." in the description of a part stands for the LEFT hand side or the RIGHT hand side. Determine the left or right as if you were in the motorcycle seat.

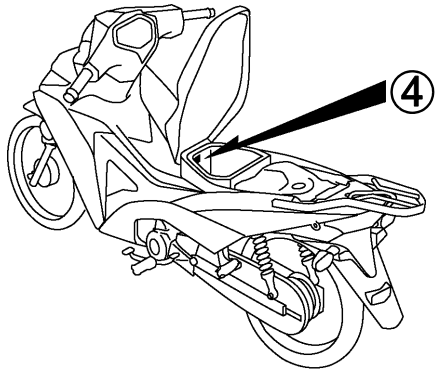
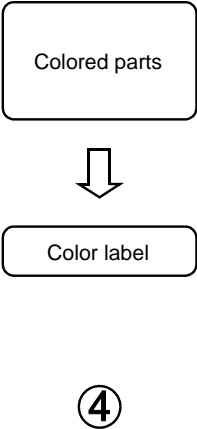
The following abbreviations are used in this parts catalogue.

A Ampere	LLeft
ABS Anti-lock brake system	L (100L) .Link (100 Links)
A.C. Alternating current	L.E.D.Light emitted diode
A.M. Attaching mark	MMMillimeter
ASSY. Assembly	MPHMiles per hour
C.D.I. Capacitive discharge ignition	R.Right
COMP. ... Complete	RR.Rear
D.C. Direct current	STD.Standard
EX. Exhaust	T (22T) ...Tooth (22 Teeth)
FR. Front	TCSTraction control system
G Gram	T.M.Transcript mark
HEX. Hexagonal	VVolt
IN. Inlet	WWatt
KPH Kilometers per hour	WLWith labelling
	WOLWithout labelling

Part block and serial number check



Color label attachment position check



Models, parts catalogue codes and applicable serial numbers

Models, parts catalogue codes and applicable serial Nos. given in this parts catalogue can be identified as follows.

Parts with parts catalogue codes are exclusive for models destined for countries designated.

If no area codes are listed, parts are for common use.

Model	Area code	Type	Applicable engine serial No.	Applicable frame serial No.	Applicable carburetor identification No.
AFS110SPH	2DK	General export(KPH)	JA37E-2000001~	LTMJA379*H5000001~	PB5RB A
	3LA	Latin America			
	DK	General export(KPH)			PB5NZ A
	MX	Mexico			PB5NY A
AFS1101SPH	LA	Latin America	JA37E-2000001~	LTMJA379*H5000001~	PB5NW A
AFS1102SPH	LA	Latin America	JA37E-2000001~	LTMJA379*H5000001~	

* Of carburetor/throttle body identification numbers, only the portions underlined in the example below are used for registration.

PB5RB A KC ア

1

Color label

- When ordering parts, check the model name, main color, and code by observing the “COLOR LABEL” on the vehicle.
- When ordering a colored part, use the color chart in the instruction for use of parts catalogue.

VFR800FIW COLOR R-157 CODE R157		MODEL	VFR800FIW					
	No.	COLOR	Sparkling silver metallic	Mute black metallic	Applicable model		Applicable block No.	Re
		CODE	NH-295M	NH-359M	Initial applicable model	Final applicable model		
	Name of colored parts	Basic part No.	NH295	NH359				
	1							
	2							
	3							
	4							
	5							
	6							
	7							
	8							
	9							
	10							

Color chart

- When ordering a colored part, refer to the chart below and use a part number consisting of the relevant basic part number to which has been added a part color code.

AFS110SP (AFS110SPH).....2DK,DK

No.	MODEL		AFS110SPH						
	COLOR		Pearl procyon black	Candy lucid red	Pearl cancer white	Applicable model		Applicable block No.	Ref. No.
	CODE		NH-A06P	R-264C	NH-495P	Initial applicable model	Final applicable model		
	Name of colored parts	Basic part No.	NHA06	R264	NH495				
1	CAP B, HANDLE COVER	53208-K09-L00	ZB	ZB	ZB			F-4	15
2	CASE, UNDER HALF DRIVE CHAIN	40520-KZV-T00	ZC	ZC	ZC			F-32	2
3	CASE, UPPER HALF DRIVE CHAIN	40510-KWW-660	ZC	ZC	ZC			F-32	1
4	COVER SET, L. BODY	63000-K92-A00	ZC	ZB	ZA			F-23-10	2
5	COVER SET, L. MAIN PIPE SIDE	64300-K92-A00	ZF	ZE	ZD			F-44	4
6	COVER SET, R. BODY	62000-K92-A00	ZC	ZB	ZA			F-23-10	1
7	COVER SET, R. MAIN PIPE SIDE	64200-K92-A00	ZF	ZE	ZD			F-44	3
8	COVER, FR. DECORATION	64520-K92-A00	ZA	ZA	ZA			F-44	9
9	COVER, FR. HANDLE	53207-K92-D00	ZC	ZA	ZB			F-7	5
10	COVER, L. BODY DECORATION	64590-K92-A00	ZA	ZA	ZA			F-44-10	8
11	COVER, R. BODY DECORATION	64580-K92-A00	ZA	ZA	ZA			F-44-10	7
12	FENDER A, FR.	61100-K09-C00	ZD	ZG	ZL			F-10	3
13	FENDER B, FR.	61200-KWW-640	ZB	ZB	ZB			F-10	4
14	FENDER SET A, RR.	80110-K09-C00	ZB	ZB	ZB			F-34	4
15	MARK, DRIVE CAUTION	87560-KTL-C00	ZA	ZA	ZA			F-49	6
16	MARK, DRIVE CAUTION	87560-KTL-C10	ZA	ZA	ZA			F-49	6

AFS110SP (AFS110SPH).....2DK,DK

No.	MODEL		AFS110SPH						
	COLOR		Pearl procyon black	Candy lucid red	Pearl cancer white	Applicable model		Applicable block No.	Ref. No.
	CODE		NH-A06P	R-264C	NH-495P	Initial applicable model	Final applicable model		
	Name of colored parts	Basic part No.	NHA06	R264	NH495				
17	MARK, HONDA	86101-K92-A00	ZC	ZB	ZA			F-50	1
18	MARK, HONDA	86103-K09-C00	ZB	ZB	ZB			F-50	2
19	MARK, L. BODY COVER	86642-K92-A00	ZC	ZB	ZA			F-50	6
20	MARK, L. WING	86202-K92-A00	ZC	ZB	ZA			F-50	4
21	MARK, R. BODY COVER	86641-K92-A00	ZC	ZB	ZA			F-50	5
22	MARK, R. WING	86201-K92-A00	ZC	ZB	ZA			F-50	3
23	PANEL COMP., RR. BRAKE	43100-KWW-640	ZD	ZD	ZD			F-18	4
24	STRIPE, L. FR. COVER	86644-K92-A00	ZA	ZA	ZA			F-50	8
25	STRIPE, R. FR. COVER	86643-K92-A00	ZA	ZA	ZA			F-50	7
26	SWINGARM SUB ASSY., RR.	52200-K09-D00	ZB	ZB	ZB			F-32	9
27	WHEEL SUB ASSY., FR.	44650-K03-C40	ZB	ZB	ZB			F-14-40	4
28	WHEEL SUB ASSY., RR.	42650-K03-C20	ZB	ZB	ZB			F-19-30	9

AFS110SP (AFS110SPH).....3LA

No.	MODEL		AFS110SPH						
	COLOR		Pearl procyon black	Candy lucid red	Pearl cancer white	Applicable model		Applicable block No.	Ref. No.
	CODE		NH-A06P	R-264C	NH-495P	Initial applicable model	Final applicable model		
	Name of colored parts	Basic part No.	NHA06	R264	NH495				
1	CAP B, HANDLE COVER	53208-K09-L00	ZB	ZB	ZB			F-4	15
2	CASE, UNDER HALF DRIVE CHAIN	40520-KZV-T00	ZC	ZC	ZC			F-32	2
3	CASE, UPPER HALF DRIVE CHAIN	40510-KWW-660	ZC	ZC	ZC			F-32	1
4	COVER SET, L. BODY	63000-K92-A00	ZC	ZB	ZA			F-23-10	2
5	COVER SET, L. MAIN PIPE SIDE	64300-K92-A00	ZF	ZE	ZD			F-44	4
6	COVER SET, R. BODY	62000-K92-A00	ZC	ZB	ZA			F-23-10	1
7	COVER SET, R. MAIN PIPE SIDE	64200-K92-A00	ZF	ZE	ZD			F-44	3
8	COVER, FR. DECORATION	64520-K92-A00	ZA	ZA	ZA			F-44	9
9	COVER, FR. HANDLE	53207-K92-A00	ZC	ZA	ZB			F-7	5
10	COVER, L. BODY DECORATION	64590-K92-A00	ZA	ZA	ZA			F-44-10	8
11	COVER, R. BODY DECORATION	64580-K92-A00	ZA	ZA	ZA			F-44-10	7
12	FENDER A, FR.	61100-K09-C00	ZD	ZG	ZL			F-10	3
13	FENDER B, FR.	61200-KWW-640	ZB	ZB	ZB			F-10	4
14	FENDER SET A, RR.	80110-K09-C00	ZB	ZB	ZB			F-34	4
15	MARK, DRIVE CAUTION	87560-KTL-C40	ZA	ZA	ZA			F-49	6
16	MARK, HONDA	86101-K92-A00	ZC	ZB	ZA			F-50	1
17	MARK, HONDA	86103-K09-C00	ZB	ZB	ZB			F-50	2
18	MARK, L. BODY COVER	86642-K92-A00	ZC	ZB	ZA			F-50	6
19	MARK, L. WING	86202-K92-A00	ZC	ZB	ZA			F-50	4
20	MARK, R. BODY COVER	86641-K92-A00	ZC	ZB	ZA			F-50	5



AFS110SP (AFS110SPH).....3LA

No.	MODEL		AFS110SPH						
	COLOR		Pearl procyon black	Candy lucid red	Pearl cancer white	Applicable model		Applicable block No.	Ref. No.
	CODE		NH-A06P	R-264C	NH-495P	Initial applicable model	Final applicable model		
	Name of colored parts	Basic part No.	NHA06	R264	NH495				
21	MARK, R. WING	86201-K92-A00	ZC	ZB	ZA			F-50	3
22	PANEL COMP., RR. BRAKE	43100-KWW-640	ZB	ZB	ZB			F-18	4
23	STRIPE, L. FR. COVER	86644-K92-A00	ZA	ZA	ZA			F-50	8
24	STRIPE, R. FR. COVER	86643-K92-A00	ZA	ZA	ZA			F-50	7
25	SWINGARM SUB ASSY., RR.	52200-K09-D00	ZB	ZB	ZB			F-32	9

AFS110SP (AFS110SPH).....MX

No.	MODEL		AFS110SPH						
	COLOR		Pearl procyon black	Candy lucid red	Pearl cancer white	Applicable model		Applicable block No.	Ref. No.
	CODE		NH-A06P	R-264C	NH-495P	Initial applicable model	Final applicable model		
	Name of colored parts	Basic part No.	NHA06	R264	NH495				
1	CAP B, HANDLE COVER	53208-K09-L00	ZB	ZB	ZB			F-4	15
2	CASE, UNDER HALF DRIVE CHAIN	40520-KZV-T00	ZC	ZC	ZC			F-32	2
3	CASE, UPPER HALF DRIVE CHAIN	40510-KWW-660	ZC	ZC	ZC			F-32	1
4	COVER SET, L. BODY	63000-K92-A00	ZC	ZB	ZA			F-23-10	2
5	COVER SET, L. MAIN PIPE SIDE	64300-K92-A00	ZF	ZE	ZD			F-44	4
6	COVER SET, R. BODY	62000-K92-A00	ZC	ZB	ZA			F-23-10	1
7	COVER SET, R. MAIN PIPE SIDE	64200-K92-A00	ZF	ZE	ZD			F-44	3
8	COVER, FR. DECORATION	64520-K92-A00	ZA	ZA	ZA			F-44	9
9	COVER, FR. HANDLE	53207-K92-D00	ZC	ZA	ZB			F-7	5
10	COVER, L. BODY DECORATION	64590-K92-A00	ZA	ZA	ZA			F-44-10	8
11	COVER, R. BODY DECORATION	64580-K92-A00	ZA	ZA	ZA			F-44-10	7
12	FENDER A, FR.	61100-K09-C00	ZD	ZG	ZL			F-10	3
13	FENDER B, FR.	61200-KWW-640	ZB	ZB	ZB			F-10	4
14	FENDER SET A, RR.	80110-K09-C00	ZB	ZB	ZB			F-34	4
15	MARK, DRIVE CAUTION	87560-KTL-C40	ZA	ZA	ZA			F-49	6
16	MARK, HONDA	86101-K92-A00	ZC	ZB	ZA			F-50	1
17	MARK, HONDA	86103-K09-C00	ZB	ZB	ZB			F-50	2
18	MARK, L. BODY COVER	86642-K92-A00	ZC	ZB	ZA			F-50	6
19	MARK, L. WING	86202-K92-A00	ZC	ZB	ZA			F-50	4
20	MARK, R. BODY COVER	86641-K92-A00	ZC	ZB	ZA			F-50	5



AFS110SP (AFS110SPH).....MX

No.	MODEL		AFS110SPH						
	COLOR		Pearl procyon black	Candy lucid red	Pearl cancer white	Applicable model		Applicable block No.	Ref. No.
	CODE		NH-A06P	R-264C	NH-495P	Initial applicable model	Final applicable model		
	Name of colored parts	Basic part No.	NHA06	R264	NH495				
21	MARK, R. WING	86201-K92-A00	ZC	ZB	ZA			F-50	3
22	PANEL COMP., RR. BRAKE	43100-KWW-640	ZD	ZD	ZD			F-18	4
23	STRIPE, L. FR. COVER	86644-K92-A00	ZA	ZA	ZA			F-50	8
24	STRIPE, R. FR. COVER	86643-K92-A00	ZA	ZA	ZA			F-50	7
25	SWINGARM SUB ASSY., RR.	52200-K09-D00	ZB	ZB	ZB			F-32	9
26	WHEEL SUB ASSY., FR.	44650-K03-C40	ZB	ZB	ZB			F-14-40	4
27	WHEEL SUB ASSY., RR.	42650-K03-C20	ZB	ZB	ZB			F-19-30	9

AFS1101SP (AFS1101SPH)

No.	MODEL		AFS1101SPH						
	COLOR		Pearl procyon black	Candy lucid red	Pearl cancer white	Applicable model		Applicable block No.	Ref. No.
	CODE		NH-A06P	R-264C	NH-495P	Initial applicable model	Final applicable model		
	Name of colored parts	Basic part No.	NHA06	R264	NH495				
1	CAP B, HANDLE COVER	53208-K09-L00	ZB	ZB	ZB			F-4	15
2	CASE, UNDER HALF DRIVE CHAIN	40520-KZV-T00	ZC	ZC	ZC			F-32	2
3	CASE, UPPER HALF DRIVE CHAIN	40510-KWW-660	ZC	ZC	ZC			F-32	1
4	COVER SET, L. BODY	63000-K92-A00	ZC	ZB	ZA			F-23-10	2
5	COVER SET, L. MAIN PIPE SIDE	64300-K92-A00	ZF	ZE	ZD			F-44	4
6	COVER SET, R. BODY	62000-K92-A00	ZC	ZB	ZA			F-23-10	1
7	COVER SET, R. MAIN PIPE SIDE	64200-K92-A00	ZF	ZE	ZD			F-44	3
8	COVER, FR. DECORATION	64520-K92-A00	ZA	ZA	ZA			F-44	9
9	COVER, FR. HANDLE	53207-K92-D00	ZC	ZA	ZB			F-7	5
10	COVER, L. BODY DECORATION	64590-K92-A00	ZA	ZA	ZA			F-44-10	8
11	COVER, R. BODY DECORATION	64580-K92-A00	ZA	ZA	ZA			F-44-10	7
12	FENDER A, FR.	61100-K09-C00	ZD	ZG	ZL			F-10	3
13	FENDER B, FR.	61200-KWW-640	ZB	ZB	ZB			F-10	4
14	FENDER SET A, RR.	80110-K09-C00	ZB	ZB	ZB			F-34	4
15	MARK, DRIVE CAUTION	87560-KTL-C40	ZA	ZA	ZA			F-49	6
16	MARK, HONDA	86101-K92-A00	ZC	ZB	ZA			F-50	1
17	MARK, HONDA	86103-K09-C00	ZB	ZB	ZB			F-50	2
18	MARK, L. BODY COVER	86642-K92-A00	ZC	ZB	ZA			F-50	6
19	MARK, L. WING	86202-K92-A00	ZC	ZB	ZA			F-50	4
20	MARK, R. BODY COVER	86641-K92-A00	ZC	ZB	ZA			F-50	5



AFS1101SP (AFS1101SPH)

No.	MODEL		AFS1101SPH						
	COLOR		Pearl procyon black	Candy lucid red	Pearl cancer white	Applicable model		Applicable block No.	Ref. No.
	CODE		NH-A06P	R-264C	NH-495P	Initial applicable model	Final applicable model		
	Name of colored parts	Basic part No.	NHA06	R264	NH495				
21	MARK, R. WING	86201-K92-A00	ZC	ZB	ZA			F-50	3
22	PANEL COMP., RR. BRAKE	43100-KWW-640	ZD	ZD	ZD			F-18	4
23	STRIPE, L. FR. COVER	86644-K92-A00	ZA	ZA	ZA			F-50	8
24	STRIPE, R. FR. COVER	86643-K92-A00	ZA	ZA	ZA			F-50	7
25	SWINGARM SUB ASSY., RR.	52200-K09-D00	ZB	ZB	ZB			F-32	9
26	WHEEL SUB ASSY., FR.	44650-K03-C40	ZB	ZB	ZB			F-14-40	4
27	WHEEL SUB ASSY., RR.	42650-K03-C20	ZB	ZB	ZB			F-19-30	9

AFS1102SP (AFS1102SPH)

No.	MODEL		AFS1102SPH						
	COLOR		Pearl procyon black	Candy lucid red	Pearl cancer white	Applicable model		Applicable block No.	Ref. No.
	CODE		NH-A06P	R-264C	NH-495P	Initial applicable model	Final applicable model		
	Name of colored parts	Basic part No.	NHA06	R264	NH495				
1	CAP B, HANDLE COVER	53208-K09-L00	ZB	ZB	ZB			F-4	15
2	CASE, UNDER HALF DRIVE CHAIN	40520-KZV-T00	ZC	ZC	ZC			F-32	2
3	CASE, UPPER HALF DRIVE CHAIN	40510-KWW-660	ZC	ZC	ZC			F-32	1
4	COVER SET, L. BODY	63000-K92-A00	ZC	ZB	ZA			F-23-10	2
5	COVER SET, L. MAIN PIPE SIDE	64300-K92-A00	ZF	ZE	ZD			F-44	4
6	COVER SET, R. BODY	62000-K92-A00	ZC	ZB	ZA			F-23-10	1
7	COVER SET, R. MAIN PIPE SIDE	64200-K92-A00	ZF	ZE	ZD			F-44	3
8	COVER, FR. DECORATION	64520-K92-A00	ZA	ZA	ZA			F-44	9
9	COVER, FR. HANDLE	53207-K92-A00	ZC	ZA	ZB			F-7	5
10	COVER, L. BODY DECORATION	64590-K92-A00	ZA	ZA	ZA			F-44-10	8
11	COVER, R. BODY DECORATION	64580-K92-A00	ZA	ZA	ZA			F-44-10	7
12	FENDER A, FR.	61100-K09-C00	ZD	ZG	ZL			F-10	3
13	FENDER B, FR.	61200-KWW-640	ZB	ZB	ZB			F-10	4
14	FENDER SET A, RR.	80110-K09-C00	ZB	ZB	ZB			F-34	4
15	MARK, DRIVE CAUTION	87560-KTL-C40	ZA	ZA	ZA			F-49	6
16	MARK, HONDA	86101-K92-A00	ZC	ZB	ZA			F-50	1
17	MARK, HONDA	86103-K09-C00	ZB	ZB	ZB			F-50	2
18	MARK, L. BODY COVER	86642-K92-A00	ZC	ZB	ZA			F-50	6
19	MARK, L. WING	86202-K92-A00	ZC	ZB	ZA			F-50	4
20	MARK, R. BODY COVER	86641-K92-A00	ZC	ZB	ZA			F-50	5

AFS1102SP (AFS1102SPH)

No.	MODEL		AFS1102SPH						
	COLOR		Pearl procyon black	Candy lucid red	Pearl cancer white	Applicable model		Applicable block No.	Ref. No.
	CODE		NH-A06P	R-264C	NH-495P	Initial applicable model	Final applicable model		
	Name of colored parts	Basic part No.	NHA06	R264	NH495				
21	MARK, R. WING	86201-K92-A00	ZC	ZB	ZA			F-50	3
22	PANEL COMP., RR. BRAKE	43100-KWW-640	ZB	ZB	ZB			F-18	4
23	STRIPE, L. FR. COVER	86644-K92-A00	ZA	ZA	ZA			F-50	8
24	STRIPE, R. FR. COVER	86643-K92-A00	ZA	ZA	ZA			F-50	7
25	SWINGARM SUB ASSY., RR.	52200-K09-D00	ZB	ZB	ZB			F-32	9

Fuel hose, general purpose hoses and vinyl hose

- The standard part fuel hose, general purpose hose and vinyl hose may be substituted by the coiled bulk part.
- When ordering the standard part fuel hose, general purpose hose and vinyl hose use the bulk part number written in the parts catalogue in brackets () underneath the part name, or use the catalogue below.
(The bulk part standard length is 1 m, however, those displayed in the catalogue < > are available in 3 m and 8 m lengths.)
- When exchanging the hose, cut and use at the specified length as mentioned in the part name.
(For the method of cutting the bulk part, and method of filling out orders etc., please refer to the service manual and the instructions issued with the bulk part.)
- The list below is a catalogue of the standard part numbers and bulk part numbers. Note that those numbers are applicable to the listed replacement parts only.

Fuel hoses/Tubes			
Standard part No.	Bulk part No.	Bulk part	
		Inner diameter (mm)	Length (m)
95001-30xxx-2x	95001-30001-20M	3.0	1
95001-30xxx-3x	95001-30001-30M	3.0	1
95001-30xxx-4x	95001-30001-40M	3.0	1
95001-35xxx-2x	95001-35001-50M <95001-35003-50M>	3.5	1 3
95001-35xxx-3x	95001-35001-60M <95001-35003-60M>	3.5	1 3
95001-35xxx-4x	95001-35001-60M <95001-35003-60M>	3.5	1 3
95001-35xxx-5x	95001-35001-50M <95001-35003-50M>	3.5	1 3
95001-35xxx-6x	95001-35001-60M <95001-35003-60M>	3.5	1 3
95001-45xxx-2x	95001-45001-50M <95001-45003-50M>	4.5	1 3
95001-45xxx-3x	95001-45001-60M <95001-45003-60M> <95001-45008-60M>	4.5	1 3 8
95001-45xxx-4x	95001-45001-60M <95001-45003-60M> <95001-45008-60M>	4.5	1 3 8
95001-45xxx-5x	95001-45001-50M <95001-45003-50M>	4.5	1 3
95001-45xxx-6x	95001-45001-60M <95001-45003-60M> <95001-45008-60M>	4.5	1 3 8
95001-55xxx-2x	95001-55001-50M <95001-55003-50M> <95001-55008-50M>	5.5	1 3 8

Fuel hoses/Tubes			
Standard part No.	Bulk part No.	Bulk part	
		Inner diameter (mm)	Length (m)
95001-55xxx-3x	95001-55001-60M <95001-55003-60M> <95001-55008-60M>	5.5	1 3 8
95001-55xxx-4x	95001-55001-60M <95001-55003-60M> <95001-55008-60M>	5.5	1 3 8
95001-55xxx-5x	95001-55001-50M <95001-55003-50M> <95001-55008-50M>	5.5	1 3 8
95001-55xxx-6x	95001-55001-60M <95001-55003-60M> <95001-55008-60M>	5.5	1 3 8
95001-75xxx-2x	95001-75001-50M <95001-75003-50M>	7.5	1 3
95001-75xxx-3x	95001-75001-60M <95001-75003-60M> <95001-75008-60M>	7.5	1 3 8
95001-75xxx-4x	95001-75001-60M <95001-75003-60M> <95001-75008-60M>	7.5	1 3 8
95001-75xxx-5x	95001-75001-50M <95001-75003-50M>	7.5	1 3
95001-75xxx-6x	95001-75001-60M <95001-75003-60M> <95001-75008-60M>	7.5	1 3 8
95001-80xxx-2x	95001-80001-50M	8.0	1
95001-80xxx-3x	95001-80001-60M	8.0	1
95001-80xxx-4x	95001-80001-60M	8.0	1
95001-80xxx-5x	95001-80001-50M	8.0	1
95001-80xxx-6x	95001-80001-60M	8.0	1

Vinyl tube				
Standard part No.	Bulk part No.	Bulk part		
		Inner dia- meter (mm)	Outer dia-meter (mm)	Length (m)
95003-01xxx-3x	95003-01001-60M <95003-01003-60M>	2.9	6.8	1 3
95003-01xxx-60	95003-01001-60M <95003-01003-60M>	2.9	6.8	1 3
95003-03xxx-3x	95003-03001-60M <95003-03003-60M>	3.0	6.0	1 3
95003-03xxx-60	95003-03001-60M <95003-03003-60M>	3.0	6.0	1 3
95003-05xxx-3x	95003-05001-60M <95003-05003-60M> <95003-05008-60M>	3.5	6.5	1 3 8
95003-05xxx-60	95003-05001-60M <95003-05003-60M> <95003-05008-60M>	3.5	6.5	1 3 8
95003-07xxx-1x	95003-07001-10M <95003-07003-10M> <95003-07008-10M>	4.0	7.0	1 3 8
95003-07xxx-20	95003-07001-10M <95003-07003-10M> <95003-07008-10M>	4.0	7.0	1 3 8
95003-07xxx-3x	95003-07001-60M <95003-07003-60M> <95003-07008-60M>	4.0	7.0	1 3 8
95003-07xxx-60	95003-07001-60M <95003-07003-60M> <95003-07008-60M>	4.0	7.0	1 3 8
95003-07xxx-7x	95003-07001-70M <95003-07003-70M> <95003-07008-70M>	4.0	7.0	1 3 8
95003-08xxx-1x	95003-08001-10M <95003-08003-10M> <95003-08008-10M>	4.5	6.5	1 3 8
95003-09xxx-3x	95003-09001-60M <95003-09003-60M>	4.5	8.0	1 3
95003-09xxx-60	95003-09001-60M <95003-09003-60M>	4.5	8.0	1 3
95003-10xxx-1x	95003-10001-10M <95003-10003-10M>	5.0	8.0	1 3
95003-10xxx-20	95003-10001-10M <95003-10003-10M>	5.0	8.0	1 3
95003-10xxx-3x	95003-10001-60M <95003-10003-60M>	5.0	8.0	1 3
95003-10xxx-60	95003-10001-60M <95003-10003-60M>	5.0	8.0	1 3
95003-11xxx-3x	95003-11001-60M <95003-11003-60M> <95003-11008-60M>	5.0	9.0	1 3 8
95003-11xxx-60	95003-11001-60M <95003-11003-60M> <95003-11008-60M>	5.0	9.0	1 3 8
95003-12xxx-1x	95003-12001-10M <95003-12003-10M> <95003-12008-10M>	5.0	7.0	1 3 8
95003-12xxx-20	95003-12001-10M <95003-12003-10M> <95003-12008-10M>	5.0	7.0	1 3 8

Vinyl tube				
Standard part No.	Bulk part No.	Bulk part		
		Inner dia- meter (mm)	Outer dia-meter (mm)	Length (m)
95003-14xxx-1x	95003-14001-10M <95003-14003-10M>	6.0	9.0	1 3
95003-14xxx-20	95003-14001-10M <95003-14003-10M>	6.0	9.0	1 3
95003-14xxx-3x	95003-14001-60M <95003-14003-60M>	6.0	9.0	1 3
95003-17xxx-1x	95003-17001-10M <95003-17003-10M>	7.0	9.0	1 3
95003-19xxx-1x	95003-19001-10M <95003-19003-10M> <95003-19008-10M>	7.0	11.0	1 3 8
95003-19xxx-20	95003-19001-10M <95003-19003-10M> <95003-19008-10M>	7.0	11.0	1 3 8
95003-19xxx-3x	95003-19001-60M <95003-19003-60M> <95003-19008-60M>	7.0	11.0	1 3 8
95003-19xxx-60	95003-19001-60M <95003-19003-60M> <95003-19008-60M>	7.0	11.0	1 3 8
95003-21xxx-1x	95003-21001-10M <95003-21003-10M>	8.0	9.0	1 3
95003-21xxx-20	95003-21001-10M <95003-21003-10M>	8.0	9.0	1 3
95003-23xxx-1x	95003-23001-10M <95003-23003-10M>	8.0	12.0	1 3
95003-23xxx-20	95003-23001-10M <95003-23003-10M>	8.0	12.0	1 3
95003-23xxx-3x	95003-23001-60M <95003-23003-60M> <95003-23008-60M>	8.0	12.0	1 3 8
95003-23xxx-60	95003-23001-60M <95003-23003-60M> <95003-23008-60M>	8.0	12.0	1 3 8
95003-25xxx-1x	95003-25001-10M <95003-25003-10M>	9.0	11.0	1 3
95003-25xxx-20	95003-25001-10M <95003-25003-10M>	9.0	11.0	1 3
95003-25xxx-3x	95003-25001-60M <95003-25003-60M>	9.0	11.0	1 3
95003-25xxx-7x	95003-25001-70M <95003-25003-70M>	9.0	11.0	1 3
95003-27xxx-1x	95003-27001-10M <95003-27003-10M>	9.0	13.0	1 3
95003-27xxx-20	95003-27001-10M <95003-27003-10M>	9.0	13.0	1 3
95003-27xxx-3x	95003-27001-60M <95003-27003-60M>	9.0	13.0	1 3
95003-27xxx-60	95003-27001-60M <95003-27003-60M>	9.0	13.0	1 3
95003-33xxx-1x	95003-33001-10M <95003-33003-10M>	10.0	14.0	1 3
95003-33xxx-20	95003-33001-10M <95003-33003-10M>	10.0	14.0	1 3

Vinyl tube				
Standard part No.	Bulk part No.	Bulk part		
		Inner dia- meter (mm)	Outer dia-meter (mm)	Length (m)
95003-36xxx-1x	95003-36001-10M <95003-36003-10M> <95003-36008-10M>	11.0	13.0	1 3 8
95003-36xxx-20	95003-36001-10M <95003-36003-10M> <95003-36008-10M>	11.0	13.0	1 3 8
95003-37xxx-3x	95003-37001-60M <95003-37003-60M>	11.0	15.0	1 3
95003-37xxx-60	95003-37001-60M <95003-37003-60M>	11.0	15.0	1 3
95003-38xxx-1x	95003-38001-10M <95003-38003-10M>	12.0	13.0	1 3
95003-38xxx-20	95003-38001-10M <95003-38003-10M>	12.0	13.0	1 3
95003-39xxx-1x	95003-39001-10M <95003-39003-10M>	12.0	14.0	1 3
95003-39xxx-20	95003-39001-10M <95003-39003-10M>	12.0	14.0	1 3
95003-40xxx-20	95003-40001-10M <95003-40003-10M>	12.0	16.0	1 3
95003-40xxx-3x	95003-40001-60M <95003-40003-60M>	12.0	16.0	1 3
95003-40xxx-60	95003-40001-60M <95003-40003-60M>	12.0	16.0	1 3
95003-43xxx-1x	95003-43001-10M <95003-43003-10M> <95003-43008-10M>	13.0	15.0	1 3 8
95003-43xxx-20	95003-43001-10M <95003-43003-10M> <95003-43008-10M>	13.0	15.0	1 3 8
95003-45xxx-1x	95003-45001-10M <95003-45003-10M> <95003-45008-10M>	14.0	18.0	1 3 8
95003-45xxx-20	95003-45001-10M <95003-45003-10M> <95003-45008-10M>	14.0	18.0	1 3 8
95003-50xxx-1x	95003-50001-10M <95003-50003-10M>	16.0	19.0	1 3
95003-50xxx-20	95003-50001-10M <95003-50003-10M>	16.0	19.0	1 3
95003-50xxx-3x	95003-50001-60M <95003-50003-60M>	16.0	19.0	1 3
95003-55xxx-1x	95003-55001-10M <95003-55003-10M>	17.5	20.5	1 3
95003-55xxx-20	95003-55001-10M <95003-55003-10M>	17.5	20.5	1 3
95003-60xxx-1x	95003-60001-10M <95003-60003-10M>	22.0	27.0	1 3
95003-60xxx-20	95003-60001-10M <95003-60003-10M>	22.0	27.0	1 3
95003-60xxx-3x	95003-60001-60M <95003-60003-60M>	22.0	27.0	1 3
95003-60xxx-60	95003-60001-60M <95003-60003-60M>	22.0	27.0	1 3

General purpose hoses			
Standard part No.	Bulk part No.	Bulk part	
		Inner diameter (mm)	Length (m)
95005-11xxx-3x	95005-11001-30M	11.0	1
95005-11xxx-5x	95005-11001-50M	11.0	1
95005-12xxx-1x	95005-12001-10M <95005-12003-10M>	12.0	1 3
95005-12xxx-2x	95005-12001-20M	12.0	1
95005-12xxx-3x	95005-12001-30M	12.0	1
95005-12xxx-5x	95005-12001-50M	12.0	1
95005-14xxx-1x	95005-14001-10M	14.0	1
95005-14xxx-2x	95005-14001-20M <95005-14003-20M>	14.0	1 3
95005-14xxx-3x	95005-14001-30M	14.0	1
95005-14xxx-5x	95005-14001-50M	14.0	1
95005-17xxx-1x	95005-17001-10M	17.0	1
95005-17xxx-2x	95005-17001-20M	17.0	1
95005-17xxx-3x	95005-17001-30M	17.0	1
95005-17xxx-5x	95005-17001-50M	17.0	1
95005-30xxx-3x	95005-30001-30M	3.0	1
95005-30xxx-5x	95005-30001-50M	3.0	1
95005-35xxx-1x	95005-35001-10M <95005-35003-10M> <95005-35008-10M>	3.5	1 3 8
95005-35xxx-2x	95005-35001-20M	3.5	1
95005-35xxx-3x	95005-35001-30M	3.5	1
95005-35xxx-4x	95005-35001-10M <95005-35003-10M> <95005-35008-10M>	3.5	1 3 8
95005-35xxx-5x	95005-35001-50M	3.5	1
95005-45xxx-1x	95005-45001-10M <95005-45003-10M> <95005-45008-10M>	4.5	1 3 8
95005-45xxx-2x	95005-45001-20M	4.5	1
95005-45xxx-3x	95005-45001-30M	4.5	1

General purpose hoses			
Standard part No.	Bulk part No.	Bulk part	
		Inner diameter (mm)	Length (m)
95005-45xxx-4x	95005-45001-10M <95005-45003-10M> <95005-45008-10M>	4.5	1 3 8
95005-45xxx-5x	95005-45001-50M	4.5	1
95005-50xxx-3x	95005-50001-30M <95005-50003-30M>	5.0	1 3
95005-50xxx-5x	95005-50001-50M	5.0	1
95005-55xxx-1x	95005-55001-10M <95005-55003-10M> <95005-55008-10M>	5.3	1 3 8
95005-55xxx-2x	95005-55001-20M <95005-55003-20M>	5.3	1 3
95005-55xxx-4x	95005-55001-10M <95005-55003-10M> <95005-55008-10M>	5.3	1 3 8
95005-65xxx-1x	95005-65001-10M <95005-65003-10M>	6.5	1 3
95005-65xxx-2x	95005-65001-20M	6.5	1
95005-70xxx-3x	95005-70001-30M <95005-70003-30M>	7.0	1 3
95005-70xxx-5x	95005-70001-50M	7.0	1
95005-75xxx-1x	95005-75001-10M <95005-75003-10M>	7.3	1 3
95005-75xxx-2x	95005-75001-20M	7.3	1
95005-80xxx-1x	95005-80001-10M <95005-80003-10M>	8.0	1 3
95005-80xxx-2x	95005-80001-20M	8.0	1
95005-80xxx-3x	95005-80001-30M	8.0	1
95005-80xxx-5x	95005-80001-50M	8.0	1
95005-91xxx-3x	95005-91001-30M	12.0	1
95005-91xxx-5x	95005-91001-50M	12.0	1
95005-92xxx-3x	95005-92001-30M	12.0	1
95005-92xxx-5x	95005-92001-50M	12.0	1

NOTE: X is displayed to represent the omitted numerals and letters of the roman alphabet.

⊙ **CAUTION: It is DANGEROUS to confuse the fuel hose with the general purpose hose or vinyl hose.**

Never use a general purpose hose or vinyl hose in place of a fuel hose or vice versa. Always use the correct bulk part in the parts catalogue, according to the service manual or the instructions issued with the bulk part.

• Bulk part number of fuel hose, general purpose hose and vinyl hose.

(Example)

95001-75001-50M

Bulk part number: Refers to the bulk part.

Marking code (hose type): (fuel hose and general purpose hose)

Change code (for added hose): (Vinyl hose)

- Indicates number mark or change sequence, however, the code for the bulk part must be strictly 0 (zero).

Types of code:

- Fuel hose
 - 2: Red outside braid (3 mm inside dia. only)
 - 5: Black inside braid
 - 3: Red (3 mm inside dia. only)
 - 4: Ash gray with red stripe (3 mm inside dia. only)
 - 6: Black
- Vinyl hose
 - 1: Clear
 - 2: Black
 - 3: Light red
 - 6: Light red
 - 7: Pale black
- General hose
 - 1: Ash gray
 - 2: Ash gray
 - 3: Black
 - 5: Black

Lengths: 001: 1 m (standard)
003: 3 m
008: 8 m

I.D code: (fuel hose and general purpose hose)

- 30: 3.0 mm
- 35: 3.5 mm
- 45: 4.5 mm
- 50: 5.0 mm
- 55: 5.3 mm, 5.5 mm
- 65: 6.5 mm
- 70: 7.0 mm
- 75: 7.3 mm, 7.5 mm
- 80: 8.0 mm
- 11: 11 mm
- 91: 12 mm (outside dia. 15) mm
- 92: 12 mm (outside dia. 16) mm
- 12: 12 mm (outside dia. 17) mm
- 14: 14 mm
- 17: 17 mm

ID./OD. code: (vinyl hose)

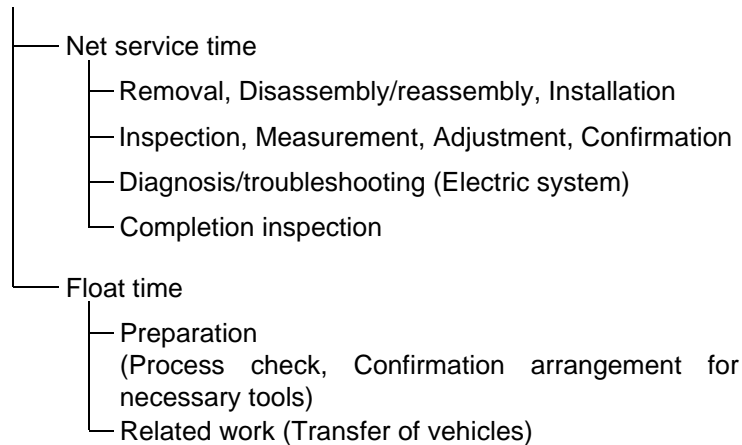
- 01: ID. 2.9, OD. 6.8 mm
- 03: ID. 3.0, OD. 6.0 mm
- 05: ID. 3.5, OD. 6.5 mm
- 07: ID. 4.0, OD. 7.0 mm
- 08: ID. 4.5, OD. 6.5 mm
- 09: ID. 4.5, OD. 8.0 mm
- 12: ID. 5.0, OD. 7.0 mm
- 10: ID. 5.0, OD. 8.0 mm
- 11: ID. 5.0, OD. 9.0 mm
- 14: ID. 6.0, OD. 9.0 mm
- 17: ID. 7.0, OD. 9.0 mm
- 19: ID. 7.0, OD. 11.0 mm
- 21: ID. 8.0, OD. 9.0 mm
- 23: ID. 8.0, OD. 12.0 mm
- 25: ID. 9.0, OD. 11.0 mm
- 27: ID. 9.0, OD. 13.0 mm
- 33: ID. 10.0, OD. 14.0 mm
- 36: ID. 11.0, OD. 13.0 mm
- 37: ID. 11.0, OD. 15.0 mm
- 38: ID. 12.0, OD. 13.0 mm
- 39: ID. 12.0, OD. 14.0 mm
- 40: ID. 12.0, OD. 16.0 mm
- 43: ID. 13.0, OD. 15.0 mm
- 45: ID. 14.0, OD. 18.0 mm
- 50: ID. 16.0, OD. 19.0 mm
- 55: ID. 17.5, OD. 20.5 mm
- 60: ID. 22.0, OD. 27.0 mm

Hose type: 1: Fuel hose
3: Vinyl hose
5: General hose

FLAT RATE SERVICE TIME

Flat rate service time (FRT) means the standard time required to service a MC, which is listed in this manual to help the dealers control the actual working process and calculate the service charge by using it as a guide.

FRT setting system



* Float time is set by multiplying the net service time by a given coefficient.

Editorial style

The service items shown in the text are listed with the exchange work time for the repair sales parts as the subject. Other representative service items not using repair parts (removal/installation, adjustment, inspection/measuring, and other work) are listed collectively in the list in the preface, classified according to the work.

FRT setting standard

- Decimal system (in unit of 0.1) is adopted to set FRT as it is convenient to calculate the wage.
Example: (0.1) → 6 minutes, (0.2) → 12 minutes
[Labor cost per hour] x [FRT] = [Wage]
- FRT is set with a hand tool.
- Service items and FRT can be subject to change depending on development of tools and service equipment and improvement in service procedure.

Work procedure

- As the work procedure is set with the work time according to the method in the separate Service Manual, refer to this Manual as required.
- Work methods permitting servicing in the shortest time still permitting assurance of safe work and product warranty are used for the setting of service items not listed in the Service Manual.
- Work basically is to be performed by one person, and when two or more people are required, setting is done as the total time for the number of people.
- The set value for the technological level of the workers uses a person with three years of experience in the repair of Honda vehicles as the standard.
- Special tools and service equipment used to set FRT are those specified or recommended in Service Manual.

Service item whose FRT is not presented

- Accessories and service parts that are not listed to use in this manual.
- Locations with little aging deterioration or breakage during normal use.
- Service work that can be finished by one touch.
- Service work that is seldom done (i.e. extremely small causes of trouble and service frequency).

* When FRT is not presented, please calculate wages based on appropriate actual work time

Operation not included of FRT

- Oil and coolant water draining, Waiting time for warming up operation and etc..
- Additional operation that involves removal/installation of standard exterior equipment.
- Indirect time spent for service by visiting the customer, trade-in, and delivery of a MC.
- Indirect time required for ordering and delivery of parts.
- Cost for grease, adhesive agent, etc. used for service work.

**Explanation of FRT by using an example
(The example may differ from the actual presented items)**

Ref. No.	L.O.N.	(Relative ref. Number) Description	F.R.T.
②	111118	(1, 3, 4, 7) CAMSHAFT 4.5	②
③	111118A	⑥ • Includes: Valve clearance adjustment Replace rocker arm add 1.0	⑤

- ① Reference No. of the illustration of part that shows location of the replacement work.
- ② FRT is an abbreviation of Flat Rate Time indicating the standard service time required for the replacement.
- ③ LON is an abbreviation of Labor Operation Number, and it is a classification of the service items by the work unit code.

The same operation code is used regardless of the models.

Standard operation is indicated with 6 digits code, and additional operation is indicated with 7 digits code.

- ④ Indicating the camshaft replacement and FRT4.5.
- ⑤ Indicating FRT1.0 that will be added when additional operation (replace rocker arm) is done in association with camshaft replacement.

⑥ Indicating work contents that are included in the service item.

⑦ Indicating a reference No. whose operation and time are the same as FRT4.5 for the camshaft.

(The application range is limited to the service items without an LON setting within a same block.)

**How to refer to the service item by using the sample
(camshaft replacement)**

Open to the page of the block where the camshaft's spare part illustration is shown.



Look for the camshaft illustration, and refer to the service item and FRT that agree with the reference No.

Indication mark for the listing of service items that continues to the following page

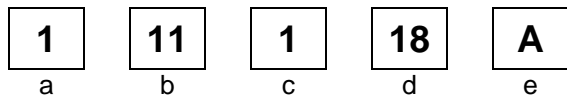
Ref. No.	L.O.N.	(Relative ref. Number) Description	F.R.T.
2	111118	CAMSHAFT	4.5
	.	.	.
	.	.	.

+
Mark indicated at the last line.

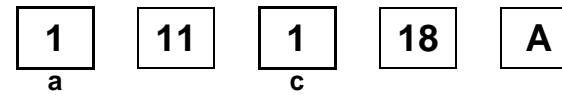
Indication of the block with no setting of FRT

Ref. No.	L.O.N.	(Relative ref. Number) Description	F.R.T.
NO INFORMATION			

• LON code system



- a) Category code..... Engine
- b) Location/function code Engine upper
- c) Operation code..... Replace
- d) Operation sequence number (Unit code can be shown with alphabet) camshaft (No regular rule of code)
- e) Additional code replace rocker arm (No regular rule of code)



a) Category codes and classification

Code	Category
1	Engine
2	Transmission
3	Fuel & Exhaust
4	Frame & Body
5	Steering/Suspension
6	Electrical
7	Wheels/Brakes
8	Controls/instrument
9	-
0	-

c) Operation codes and classification

Code	Operation category
1	Replace, Removal/Installation, Change
2	Overhaul
3	Adjust, Balance
4	(Paint-related work: Top-coat)
5	Test, Inspect/diagnose, Measurement, Check
6	(Overhaul-related work: Rebore)
7	(Overhaul-related work: Reseal)
8	(Resurface)
9	(Paint-related work: Refinish)
0	Repair, Cleaning, Air bleeding

Major service items without using spare parts
Removal/Installation, Adjustment, Inspection/Measurement, Overhaul, Other work

[E: Engine, F: Frame]

* OPERATIONS OTHER THAN REPLACING PARTS

• Removal/installation

Set for the configuration with the parts removed from the vehicle.

	LON	DESCRIPTION	FRT
E	1101E5	TILTING ENGINE ASSEMBLY-REMOVAL/INSTALLATION INCLUDES: All necessary adjustment	0.9
	3111D6	CARBURETOR ASSEMBLY-REMOVAL/INSTALLATION	0.6
	1101E6	CRANKCASE SEPARATION INCLUDES: Engine removal and installation	2.4

• Adjustment

	LON	DESCRIPTION	FRT
E	3113A0	CARBURETOR IDLE-ADJUSTMENT	0.1
	2123A0	CLUTCH-ADJUSTMENT	0.1
	6143A1	SPARK PLUG-ADJUSTMENT/CLEANING	0.1
	1113A0	VALVE CLEARANCE-ADJUSTMENT NOTE: For 1 vehicle	0.3
F	6163A0	HEADLIGHT-AIMING	0.1
	2133A0	DRIVE CHAIN-ADJUSTMENT	0.1
	7113A0	FRONT BRAKE-ADJUSTMENT EXCLUDES: Front brake shoe adjustment	0.1
	7113A1	REAR BRAKE-ADJUSTMENT EXCLUDES: Rear brake shoe adjustment	0.1
	3113A3	THROTTLE OPERATION-ADJUSTMENT	0.1

• Inspection/Measurement

	LON	DESCRIPTION	FRT
E	1115A0	COMPRESSION PRESSURE-MEASUREMENT	0.1
	3115A0	CARBURETOR FLOAT LEVEL-MEASUREMENT	0.9
	6145A0	IGNITION TIMING-INSPECTION	0.2
F	6105A0	BATTERY-CHECKING OF ELECTROLYTE LEVEL & CHARGE	0.2

• Overhaul

Work condition: The required Measurements, inspections, adjustments, and cleaning/washing of each part are performed, including the main body removal/installation work and the replacement of defective parts.

	LON	DESCRIPTION	FRT
E	311200	CARBURETOR-OVERHAUL INCLUDES: All necessary adjustment	1.2

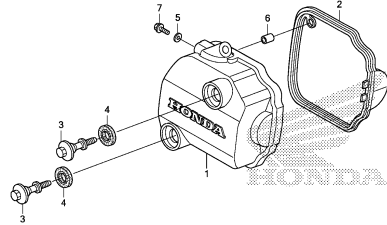
• Other work

	LON	DESCRIPTION	FRT
E	1130A1	OIL FILTER SCREEN-CLEANING	0.6
F	7110A0	FRONT BRAKE-AIR BLEEDING	0.2

ENGINE GROUP

E-1

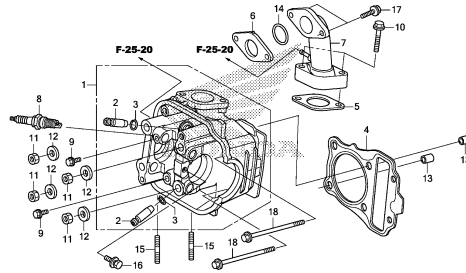
CYLINDER HEAD COVER



K923E0100

E-2

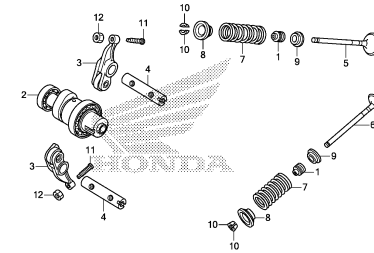
CYLINDER HEAD



K923E0200

E-3

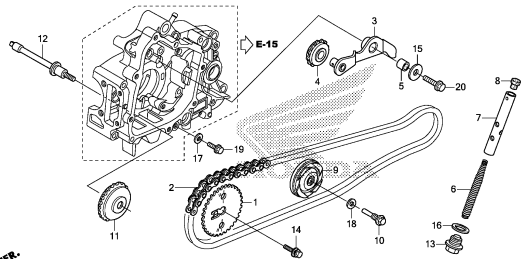
CAMSHAFT/VALVE



K923E0300

E-4

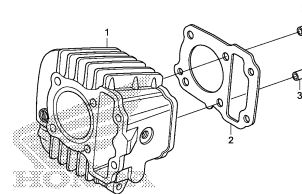
CAM CHAIN/TENSIONER



K923E0400

E-5

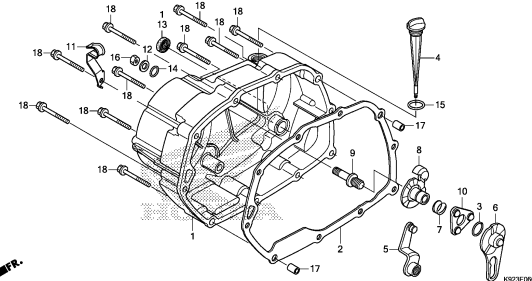
CYLINDER



K923E0500

E-6

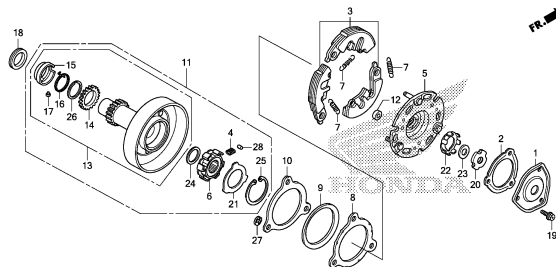
RIGHT CRANKCASE COVER



K923E0600

E-7

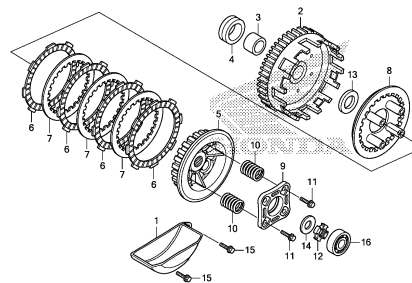
ONE WAY CLUTCH



K923E0700

E-8

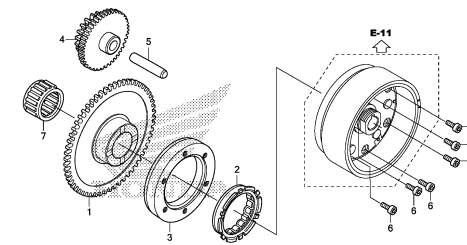
CLUTCH



K923E0800

E-9

STARTING CLUTCH

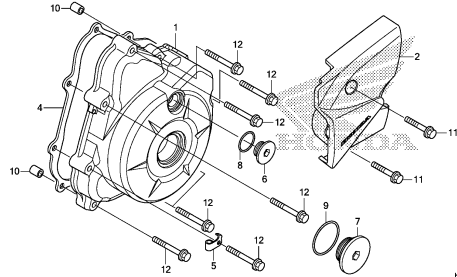


K923E0900

ENGINE GROUP

E-10

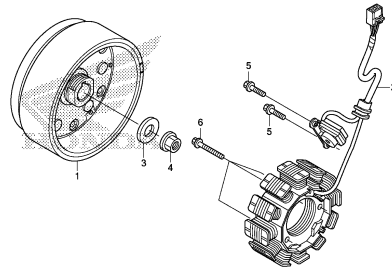
LEFT CRANKCASE COVER



K923E1000

E-11

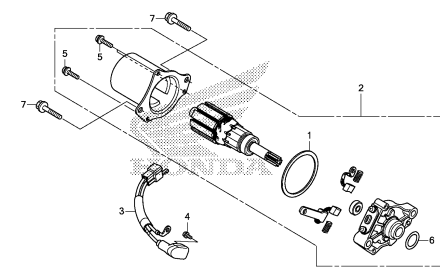
GENERATOR



K923E1100

E-13

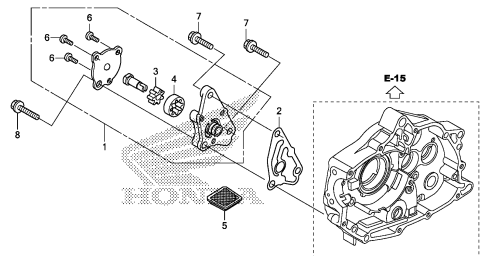
STARTER MOTOR



K923E1300

E-14

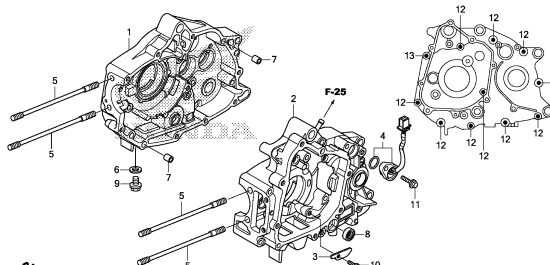
OIL PUMP



K923E1400

E-15

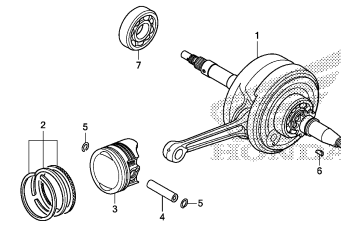
CRANKCASE



K923E1500

E-16

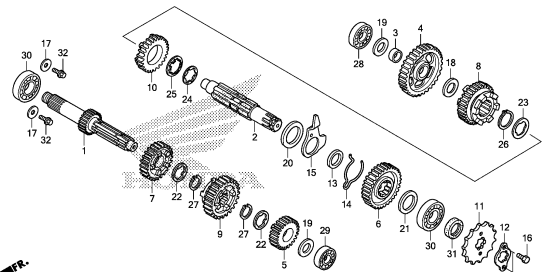
CRANKSHAFT/PISTON



K923E1600

E-17

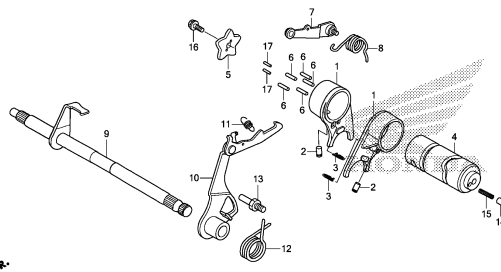
TRANSMISSION



K923E1700

E-19

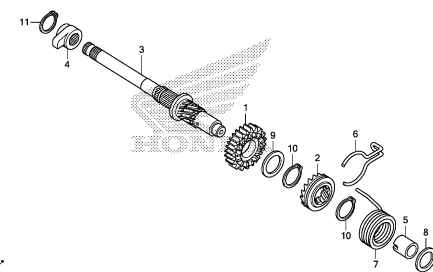
GEARSHIFT DRUM



K923E1900

E-20

KICK STARTER SPINDLE



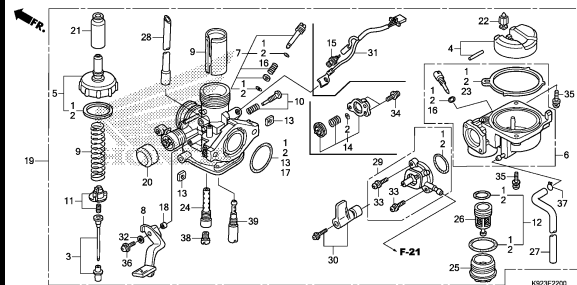
K923E2000

2

ENGINE GROUP

E-22

CARBURETOR

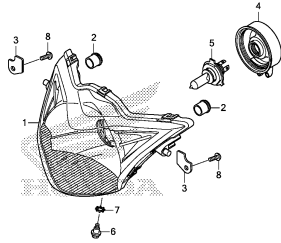


2

FRAME GROUP

F-1

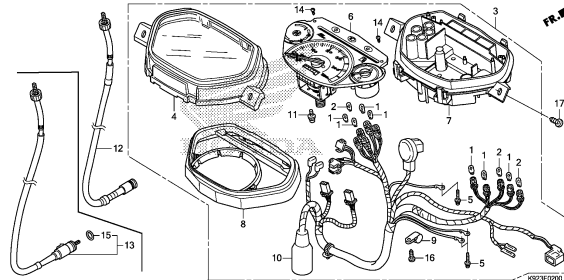
HEADLIGHT



K923F0100

F-2

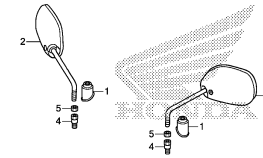
METER



K923F0200

F-3

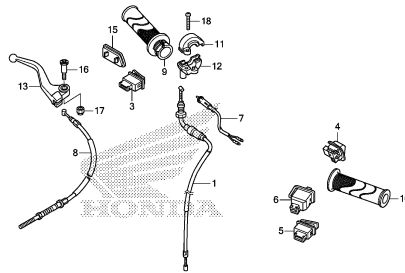
MIRROR



K923F0300

F-4

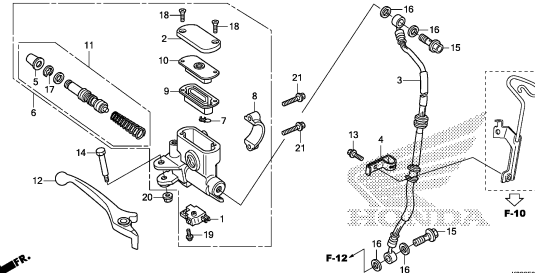
HANDLE LEVER/SWITCH/CABLE



K923F0400

F-5

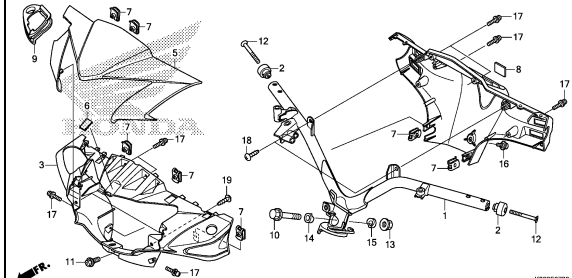
FRONT BRAKE MASTER CYLINDER



K923F0500

F-7

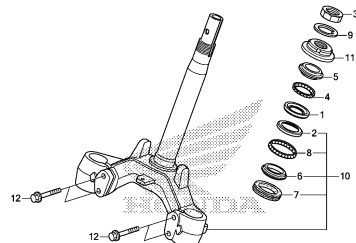
HANDLE PIPE/HANDLE COVER



K923F0700

F-9

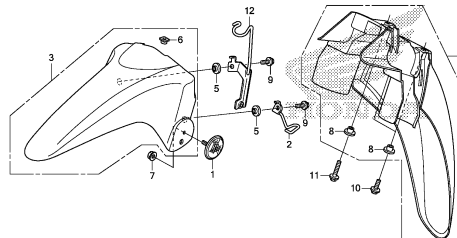
STEERING STEM



K923F0900

F-10

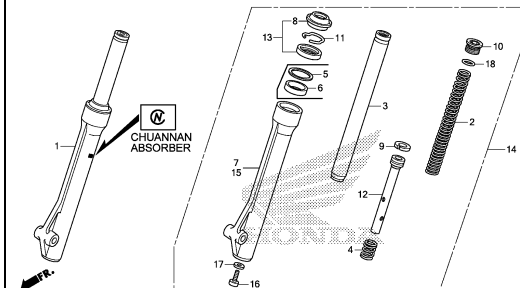
FRONT FENDER



K923F1000

F-11

FRONT FORK



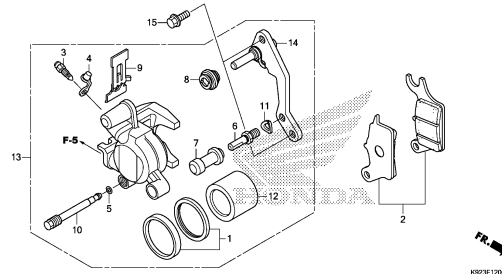
K923F1100

3

FRAME GROUP

F-12

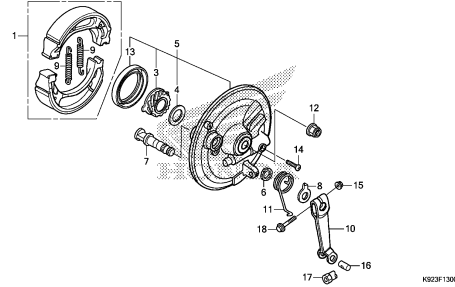
FRONT BRAKE CALIPER



K923F1200

F-13

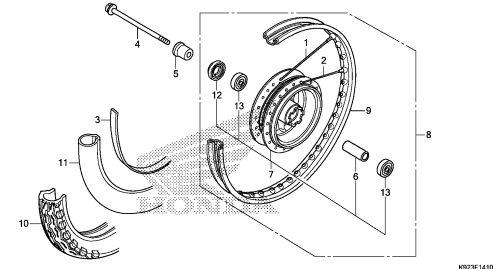
FRONT BRAKE PANEL



K923F1300

F-14-10

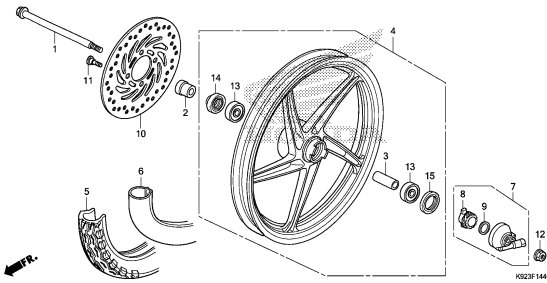
FRONT WHEEL
(AFS110SP-3LA/AFS1102SP)



K923F1410

F-14-40

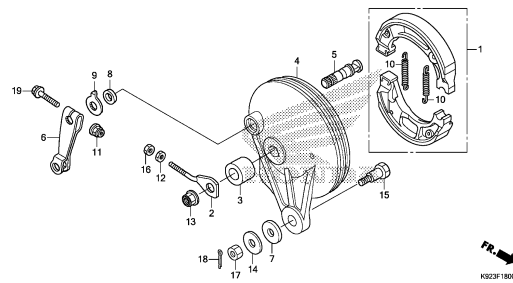
FRONT WHEEL
(AFS110SP-2DK,DK,MX/AFS1101SP)



K923F1440

F-18

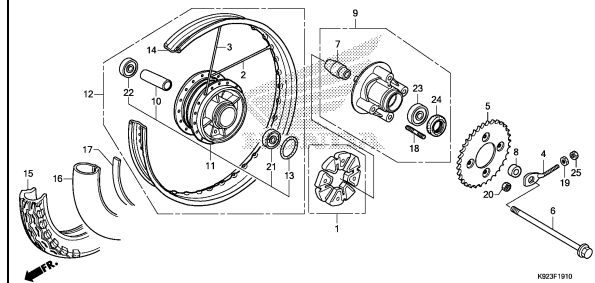
REAR BRAKE PANEL



K923F1800

F-19-10

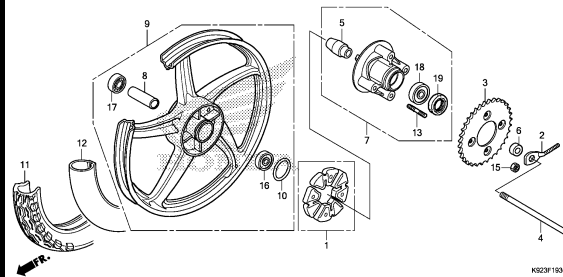
REAR WHEEL(AFS110SP-3LA/AFS1102SP)



K923F1910

F-19-30

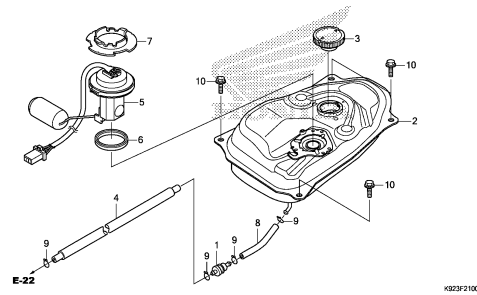
REAR WHEEL
(AFS110SP-2DK,DK,MX/AFS1101SP)



K923F1930

F-21

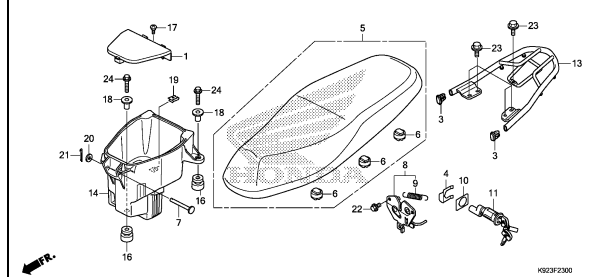
FUEL TANK



K923F2100

F-23

SEAT/LUGGAGE BOX

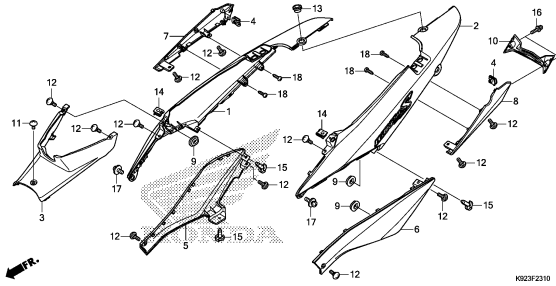


K923F2300

FRAME GROUP

F-23-10

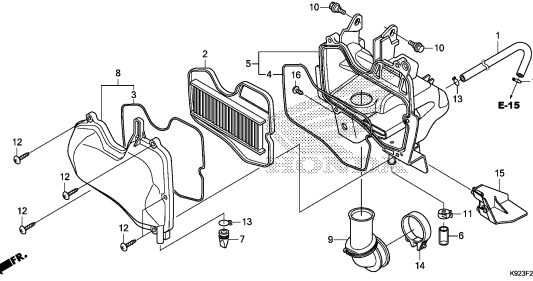
BODY COVER



K923F2310

F-25

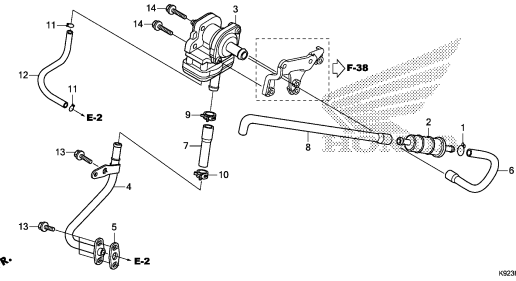
AIR CLEANER



K923F2500

F-25-20

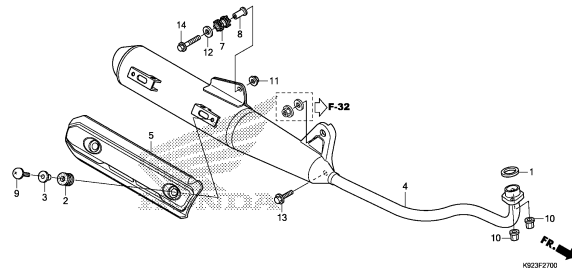
AIR SUCTION VALVE



K923F2520

F-27

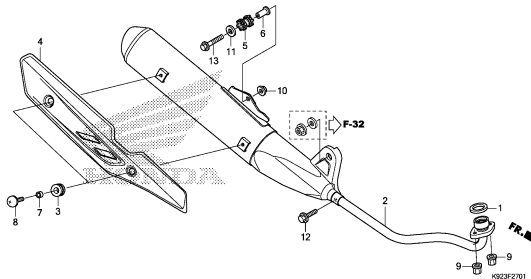
EXHAUST MUFFLER(1)



K923F2700

F-27-1

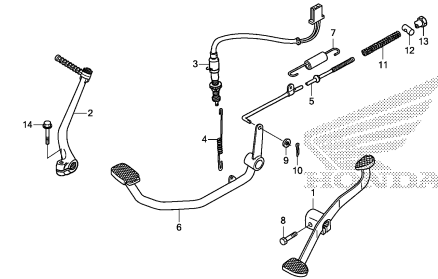
EXHAUST MUFFLER(2)



K923F2701

F-29

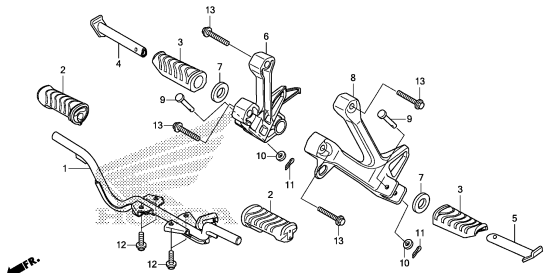
PEDAL



K923F2900

F-30

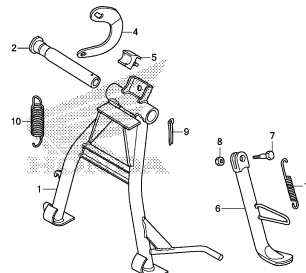
STEP



K923F3000

F-31

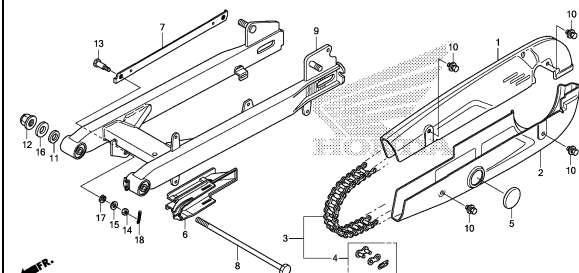
STAND



K923F3100

F-32

SWINGARM

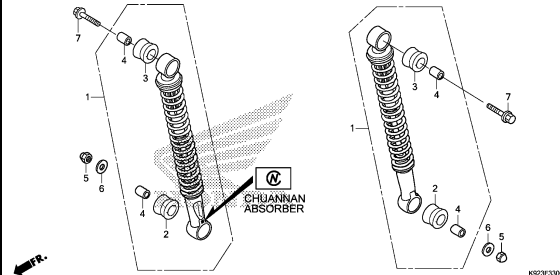


K923F3200

FRAME GROUP

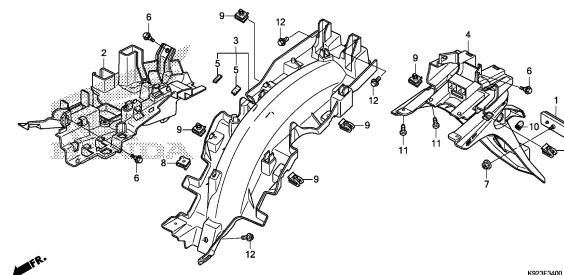
F-33

REAR CUSHION



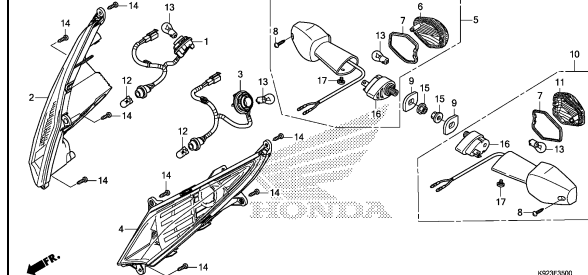
F-34

REAR FENDER



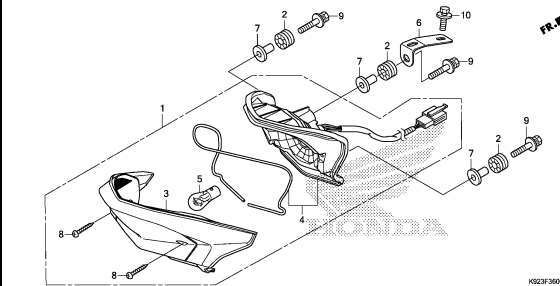
F-35

WINKER



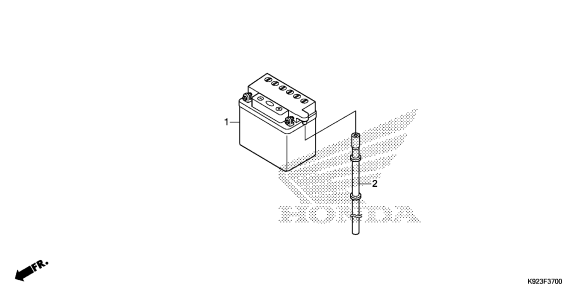
F-36

TAILLIGHT



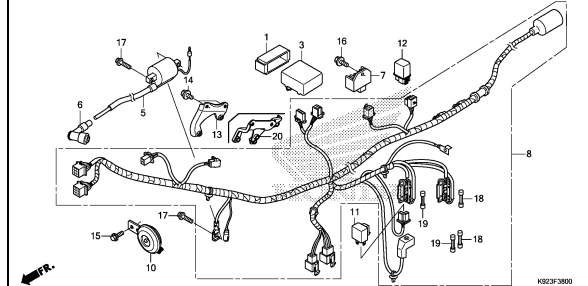
F-37

BATTERY



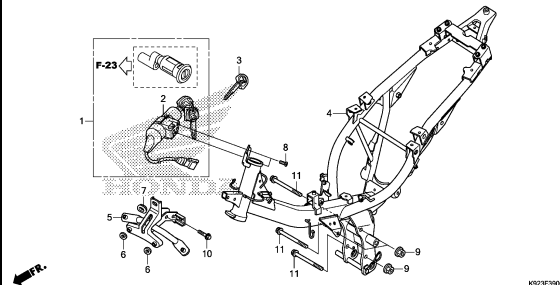
F-38

WIRE HARNESS



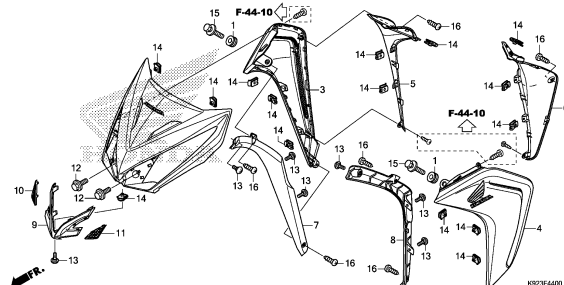
F-39

FRAME BODY



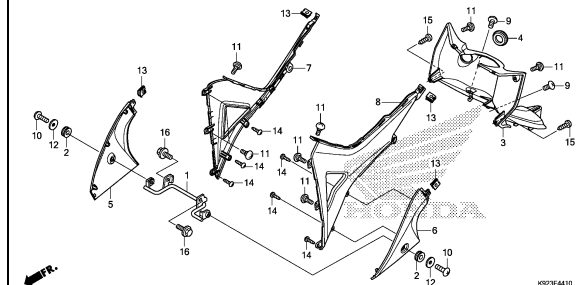
F-44

FRONT COVER



F-44-10

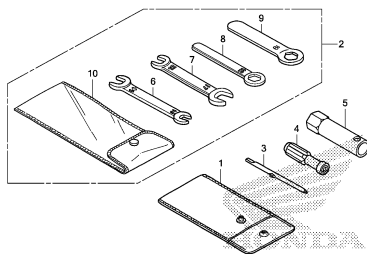
MAIN PIPE COVER



FRAME GROUP

F-48

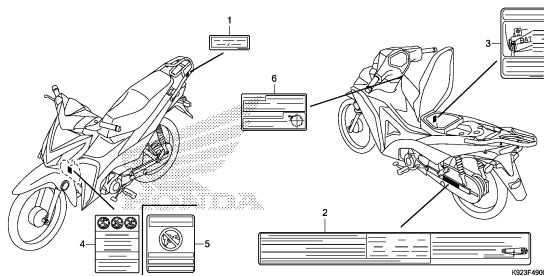
TOOLS



K923F4800

F-49

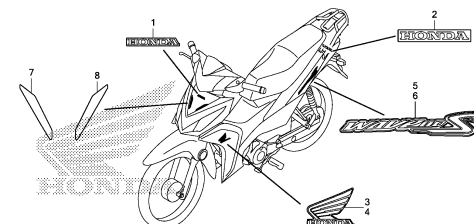
CAUTION LABEL



K923F4900

F-50

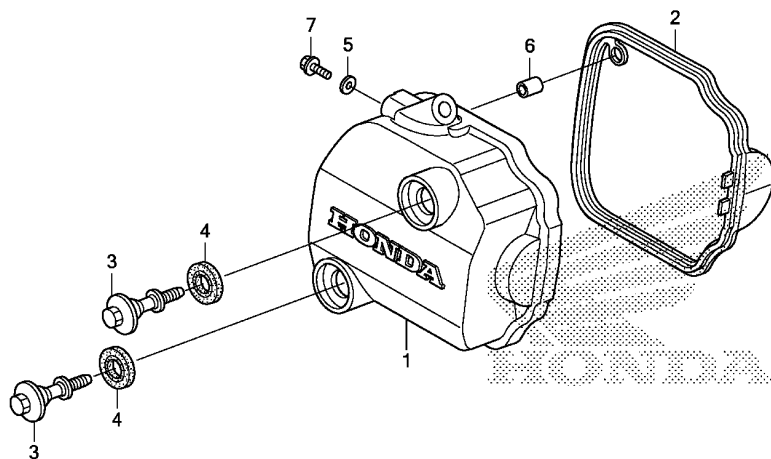
MARK/STRIPE



K923F5000

E-1

CYLINDER HEAD COVER



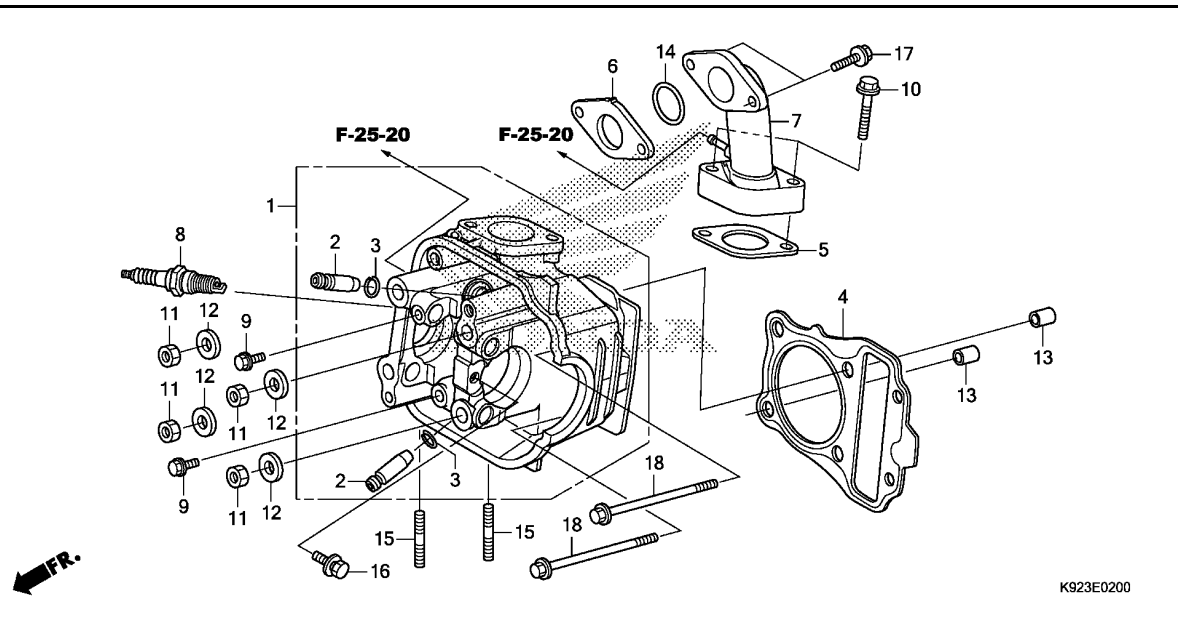
K923E0100

Ref. No.	L.O.N.	(Relative ref. Number) Description	F.R.T.
1	1111C4	COVER, CYLINDER HEAD	0.1
2	1111D2	GASKET, CYLINDER HEAD COVER ..	0.1

Ref. No.	Part No.	Description	Reqd. QTY			Serial No.	Parts catalogue code
			SP	1SP	2SP		
			AFS110				
			H	H	H		
1	12310-KWW-C00	COVER COMP., CYLINDER HEAD ..	1	1	1		
2	12391-K09-C01	GASKET, HEAD COVER	1	1	1		
3	90017-KWW-740	BOLT, HEAD COVER	2	2	2		
4	90401-KWW-C00	RUBBER, MOUNTING	2	2	2		
5	90463-KRM-840	WASHER, SEALING, 6.2X12X1.2 ..	1	1	1		
6	90701-KVR-C00	DOWEL PIN, SPECIAL, 8X14	1	1	1		
7	96001-06014-00	BOLT, FLANGE, 6X14	1	1	1		

E-2

CYLINDER HEAD



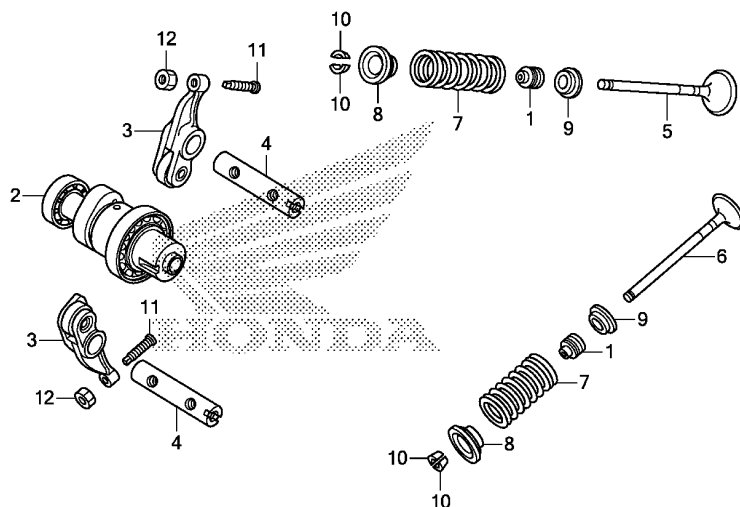
Ref. No.	L.O.N.	(Relative ref. Number) Description	F.R.T.
1	111106	HEAD, CYLINDERINCLUDES: Valve adjust and reface	2.2
2	1111L9	GUIDE, INTAKE VALVE(ONE)INCLUDES: Reaming .INCLUDES: Valve adjust and reface	2.2
	1111M0	GUIDE, EXHAUST VALVE(ONE)INCLUDES: Reaming .INCLUDES: Valve adjust and reface	2.2
	1111M9	GUIDE, VALVE :FOR 1 VEHICLE .. .INCLUDES: Reaming .INCLUDES: Valve adjust and reface	2.5
4	111115	GASKET, CYLINDER HEAD (14)	1.3
6	311131	INSULATOR, THROTTLE BODY/ CARBURETOR	0.5
7	111107	MANIFOLD, INTAKE	0.6
8	614130	PLUG, SPARK	0.1

Ref. No.	Part No.	Description	Reqd. QTY			Serial No.	Parts catalogue code
			SP	1SP	2SP		
			AFS110				
			H	H	H		
1	12200-K09-D00	HEAD COMP., CYLINDER	1	1	1	----- DK,LA	
	12200-K09-C00	1	-	-	----- 2DK,3LA,MX	
2	12204-K09-305	GUIDE, VALVE(O.S.)	2	2	2		
3	12206-KPL-900	CLIP, VALVE GUIDE	2	2	2		
4	12251-KWB-601	GASKET, CYLINDER HEAD	1	1	1		
5	16201-KWB-920	GASKET, CARBURETOR INSULATOR	1	1	1		
6	16211-KPH-900	INSULATOR, CARBURETOR	1	1	1		
7	17111-K09-D00	PIPE, INLET	1	1	1	----- DK,LA	
	17110-K09-M00	PIPE COMP., INLET	1	-	-	----- 2DK,3LA,MX	
8	31916-KWB-601	PLUG, SPARK (CPR6EA-9S) (NGK) ..	1	1	1		
9	90002-KWB-600	BOLT, FLANGE, 5X12	2	2	2		
10	90004-GHB-690	BOLT, FLANGE, 6X32 (NSHF)	2	2	2		
11	90201-GCC-000	NUT, HEX., 7MM	4	4	4		
12	90402-KWW-740	WASHER, 7.2X16X2.5	4	4	4		
13	90701-KVR-C00	DOWEL PIN, SPECIAL, 8X14	2	2	2		
14	91304-KVR-C00	O-RING, 25X2.4	1	1	1		
15	92900-08032-0E	BOLT, STUD, 8X32	2	2	2		
16	93404-06012-00	BOLT-WASHER, 6X12	1	1	1		
17	96001-06022-00	BOLT, FLANGE, 6X22	2	2	2		
18	96001-06100-00	BOLT, FLANGE, 6X100	2	2	2		



E-3

CAMSHAFT/VALVE



FR.

K923E0300

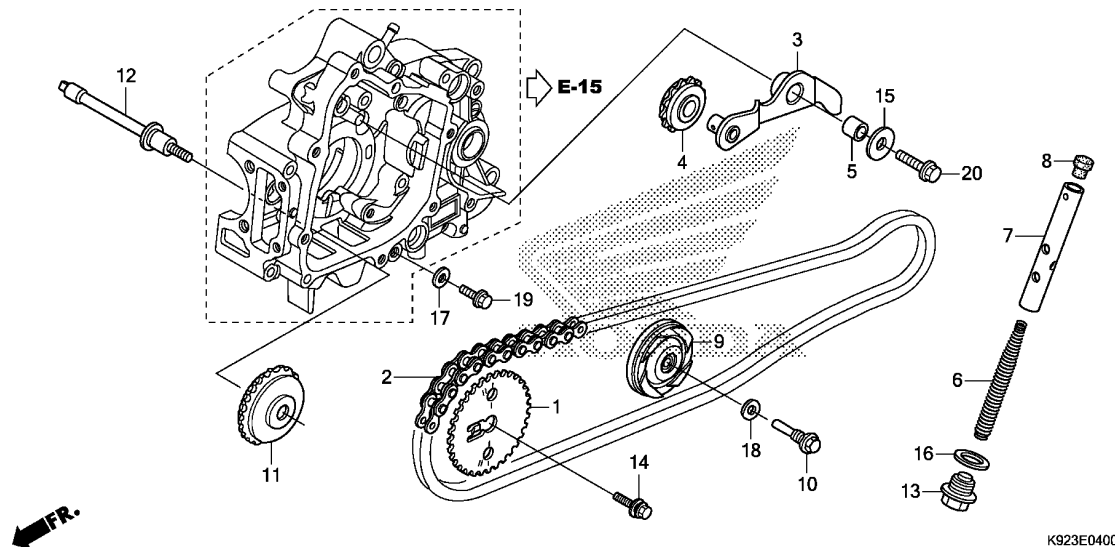
Ref. No.	L.O.N.	(Relative ref. Number) Description	F.R.T.
2	111118	CAMSHAFTINCLUDES: Valve adjustment (4)	1.3
3	1111K8	ARM, INTAKE VALVE ROCKER(ONE) .INCLUDES: Valve adjustment	1.5
	1111K9	ARM, EXHAUST VALVE ROCKER(ONE) .INCLUDES: Valve adjustment	1.5
	1111L8	ARM, VALVE ROCKER :FOR 1 VEHICLE	1.5
		.INCLUDES: Valve adjustment	
5	1111N0	VALVE, INTAKE(ONE)	1.8
		.INCLUDES: Refacing	
6	1111N1	VALVE, EXHAUST(ONE)	1.8
		.INCLUDES: Refacing	
	1111P0	VALVE :FOR 1 VEHICLE	2.0
		.INCLUDES: Refacing	
7	1111P2	INTAKE VALVE SPRING AND/OR STEM SEAL(ONE)	1.6
	1111P3	EXHAUST VALVE SPRING AND/OR STEM SEAL(ONE)	1.6
	1111Q2	VALVE SPRING AND/OR STEM SEAL :FOR 1 VEHICLE	1.7

Ref. No.	Part No.	Description	Reqd. QTY			Serial No.	Parts catalogue code
			SP	1SP	2SP		
			AFS110				
			H	H	H		
1	12209-GB4-682	SEAL, VALVE STEM(ARAI)	2	2	2		
2	14100-K09-D00	CAMSHAFT COMP.	1	1	1	----- DK,LA,MX	
	14100-KWW-C00	1	-	-	----- 2DK,3LA	
3	14430-K09-C00	ARM COMP., IN. VALVE ROCKER ..	2	2	2		
4	14451-KVB-S50	SHAFT, ROCKER ARM	2	2	2		
5	14711-KWB-600	VALVE, IN.	1	1	1		
6	14721-KVY-900	VALVE, EX.	1	1	1		
7	14751-KWW-C00	SPRING, VALVE	2	2	2		
8	14771-GB4-680	RETAINER, VALVE SPRING	2	2	2		
9	14775-KVY-900	SEAT, VALVE SPRING	2	2	2		
10	14781-MA6-000	COTTER, VALVE	4	4	4		
11	90012-KYY-900	SCREW, TAPPET ADJUSTING	2	2	2		
12	90206-001-000	NUT, TAPPET ADJUSTING	2	2	2		

2

E-4

CAM CHAIN/TENSIONER



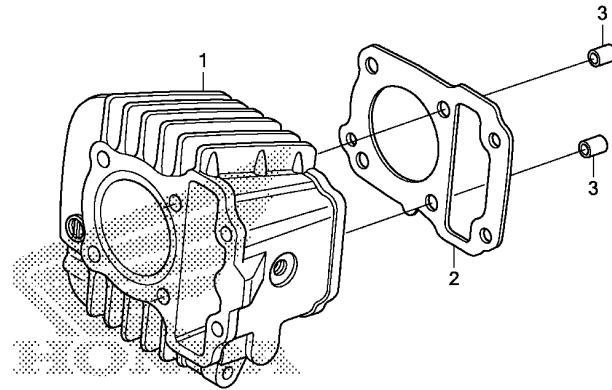
Ref. No.	L.O.N.	(Relative ref. Number) Description	F.R.T.
1	1111Q4	SPROCKET, CAM	0.7
2	110140	CHAIN, CAM	2.1
3	111151	ARM, CAM CHAIN TENSIONER	0.6
4	111148	ROLLER(S), CAM CHAIN TENSIONER (6,8)	0.6
7	1111Q3	ROD, CAM CHAIN TENSIONER PUSH	0.3
9	1111G4	ROLLER, CAM CHAIN GUIDE	1.4
11	1111J0	SPROCKET, CAM CHAIN GUIDE	2.5
		.INCLUDES: Engine removal and installation	
12	1111V3	BOLT, CAM CHAIN GUIDE ROLLER .	2.5
		.INCLUDES: Engine removal and installation	

Ref. No.	Part No.	Description	Reqd. QTY			Serial No.	Parts catalogue code
			SP	1SP	2SP		
			H	H	H		
1	14321-KYY-900	SPROCKET, CAM(32T)	1	1	1		
2	14401-KYY-901	CHAIN, CAM(90L)	1	1	1		
3	14500-KZV-J01	ARM COMP., CAM CHAIN TENSIONER	1	1	1		
4	14502-KZV-J00	ROLLER, CAM CHAIN TENSIONER -	1	1	1		
5	14531-KWS-900	COLLAR, CAM CHAIN TENSIONER -	1	1	1		
6	14541-KVR-C00	SPRING, TENSIONER	1	1	1		
7	14550-KVR-C00	ROD COMP., TENSIONER PUSH ...	1	1	1		
8	14561-096-000	HEAD, CAM CHAIN TENSIONER PUSH ROD	1	1	1		
9	14610-KYY-901	ROLLER COMP., CAM CHAIN GUIDE	1	1	1		
10	14615-KFL-850	PIN, GUIDE ROLLER	1	1	1		
11	14670-KWW-C00	SPROCKET COMP., CAM CHAIN GUIDE(23T)	1	1	1		
12	14675-KWW-740	SPINDLE, CAM CHAIN GUIDE SPROCKET	1	1	1		
13	90081-KVR-C00	BOLT, SEALING, 14MM	1	1	1		
14	90082-KYY-900	BOLT, WASHER, 8X22	1	1	1		
15	90404-KWW-740	WASHER, 8.5X26X2.3	1	1	1		
16	90441-KVR-C00	WASHER, SEALING, 14MM	1	1	1		
17	90463-KRM-840	WASHER, SEALING, 6.2X12X1.2 -	1	1	1		
18	90475-KWB-600	WASHER, 8MM	1	1	1		
19	95701-06018-00	BOLT, FLANGE, 6X18	1	1	1		
20	95701-08025-00	BOLT, FLANGE, 8X25	1	1	1		



E-5

CYLINDER



FR.

K923E0500

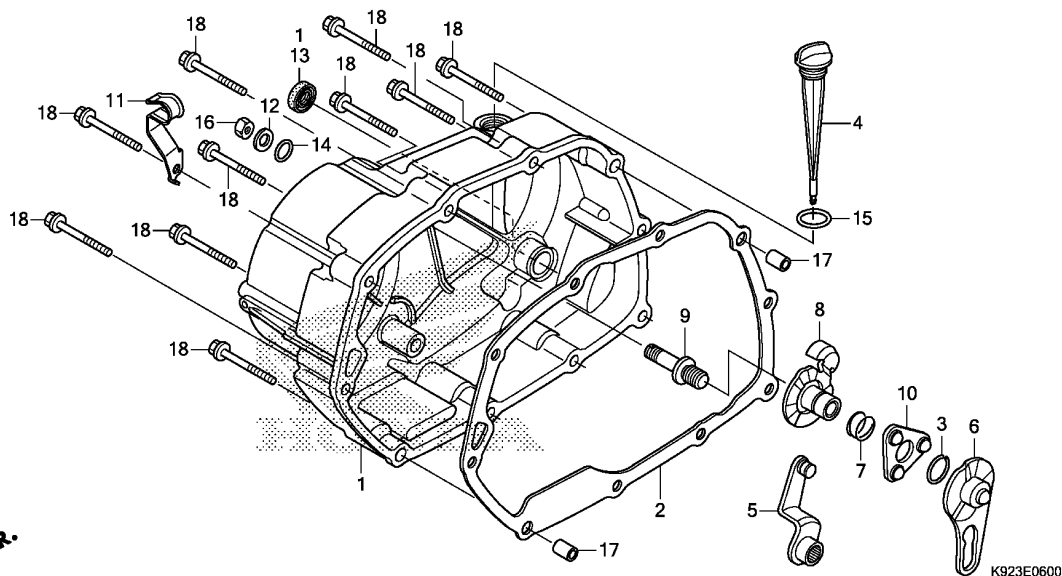
Ref. No.	L.O.N.	(Relative ref. Number) Description	F.R.T.
1	1111A5	CYLINDER	1.6
2	111102	GASKET, CYLINDER	1.5

Ref. No.	Part No.	Description	Reqd. QTY			Serial No.	Parts catalogue code
			SP	1SP	2SP		
			H	H	H		
1	12100-K03-C00	CYLINDER COMP.	1	1	1		
2	12191-KWB-920	GASKET, CYLINDER	1	1	1		
3	90701-KVR-C00	DOWEL PIN, SPECIAL, 8X14	2	2	2		

2

E-6

RIGHT CRANKCASE COVER



Ref. No.	L.O.N.	(Relative ref. Number) Description	F.R.T.
1	110159	COVER, CRANKCASE :RIGHT	0.8
2	110158	GASKET, CRANKCASE COVER :RIGHT	0.6
5	2121A7	LEVER, CLUTCH	0.7
6		(7,10)	
	2121A9	PLATE, CLUTCH CAM	0.6
8	2121C5	PLATE, CLUTCH CAM LIFTER	0.7
9	2121E3	SCREW, CLUTCH ADJUSTING	0.7
13	112105	OIL SEAL, KICK STARTER SPINDLE	0.7

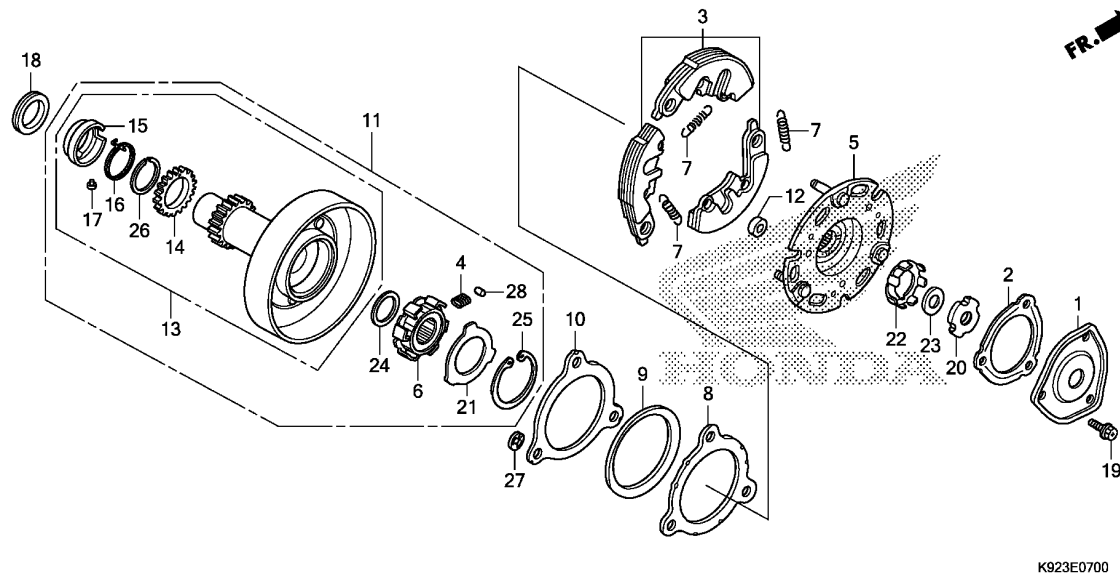
FR.

Ref. No.	Part No.	Description	Reqd. QTY			Serial No.	Parts catalogue code
			SP	1SP	2SP		
			AFS110				
			H	H	H		
1	11330-K92-A00	COVER COMP., R. CRANKCASE	1	1	1		
2	11394-KWB-920	GASKET, R. CRANKCASE COVER	1	1	1		
3	13115-GN5-910	CLIP, PISTON PIN, 13MM	1	1	1		
4	15651-K92-A00	GAUGE, OIL LEVEL	1	1	1		
5	22810-KVR-C00	LEVER COMP., CLUTCH	1	1	1		
6	22823-K09-C00	PLATE, CLUTCH LIFTER CAM	1	1	1		
7	22825-KWW-740	SPRING, CAM PLATE SIDE	1	1	1		
8	22830-K09-C00	PLATE COMP., CLUTCH LIFTER	1	1	1		
9	22846-KPH-C00	BOLT, CLUTCH ADJUSTING	1	1	1		
10	22860-KWW-740	RETAINER COMP., BALL	1	1	1		
11	32906-K03-C00	CLIP, HIGH TENSION CORD & SENSOR CORD	1	-	-	----- 2DK,3LA,MX	
12	90485-KVR-C00	WASHER, 8MM	1	1	1		
13	91202-KVR-C01	OIL SEAL, 13.8X24X5	1	1	1		
14	91303-001-010	O-RING, 8MM	1	1	1		
15	91307-KRM-840	O-RING, 18X3	1	1	1		
16	94030-08000	NUT, HEX., 8MM	1	1	1		
17	94301-08140	DOWEL PIN, 8X14	2	2	2		
18	96001-06040-00	BOLT, FLANGE, 6X40	10	10	10		

2

E-7

ONE WAY CLUTCH



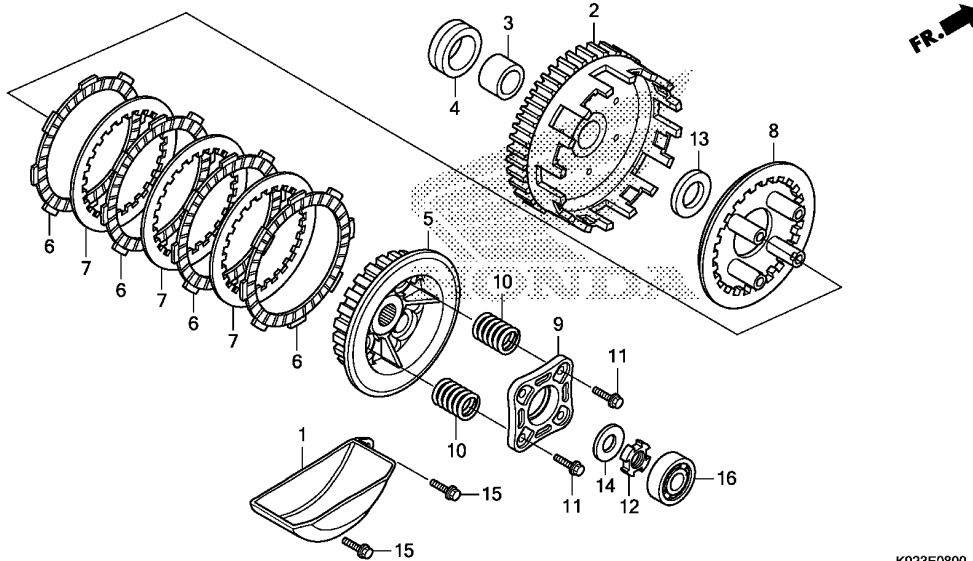
Ref. No.	L.O.N.	(Relative ref. Number) Description	F.R.T.
1		(2)	
2121D8		COVER, OIL FILTER	0.6
3		(7,12,27)	
2121A6		WEIGHT SET, CLUTCH	0.9
5		2121A2 PLATE, CLUTCH DRIVE	0.9
6		(4,28)	
2121D7		INNER, ONE-WAY CLUTCH	0.9
11		2121D9 OUTER, PRIMARY CLUTCH	0.9
13		211105 GEAR, PRIMARY DRIVE	1.0

K923E0700

Ref. No.	Part No.	Description	Reqd. QTY			Serial No.	Parts catalogue code
			SP	1SP	2SP		
			H	H	H		
1	15431-KVR-C00	COVER, OIL FILTER	1	1	1		
2	15439-KPH-901	GASKET, OIL FILTER	1	1	1		
3	22535-K09-L00	WEIGHT SET, PRIMARY CLUTCH (F.C.C.)	1	1	1	-----	LA,MX
	22535-K09-C00	WEIGHT SET, PRIMARY CLUTCH ..	1	-	-	-----	2DK,3LA,DK
4	22606-KVR-C00	SPRING, ONE WAY RETAINER	6	6	6		
5	22610-KWW-741	PLATE COMP., PRIMARY DRIVE (F.C.C.)	1	1	1	-----	LA,MX
	22610-K09-C01	PLATE COMP., PRIMARY DRIVE ..	1	-	-	-----	2DK,3LA,DK
6	22630-KWW-C00	INNER COMP., ONE-WAY CLUTCH ..	1	1	1		
7	22641-KPH-900	SPRING, PRIMARY CLUTCH	3	3	3	-----	LA,MX
	22641-K09-C01	3	-	-	-----	2DK,3LA,DK
8	22642-KWW-741	WASHER, CLUTCH SIDE(F.C.C.) ..	1	1	1	-----	LA,MX
	22642-K09-C01	WASHER, CLUTCH SIDE	1	-	-	-----	2DK,3LA,DK
9	22643-KWW-741	SPRING, SIDE FRICTION(F.C.C.) ..	1	1	1	-----	LA,MX
	22643-K09-C01	SPRING, SIDE FRICTION	1	-	-	-----	2DK,3LA,DK
10	22644-KWW-741	PLATE, CLUTCH SIDE(F.C.C.) ..	1	1	1	-----	LA,MX
	22644-K09-C01	PLATE, CLUTCH SIDE	1	-	-	-----	2DK,3LA,DK
11	22660-KWW-C00	OUTER ASSY., PRIMARY CLUTCH ..	1	1	1		
12	22804-GB2-000	RUBBER, CLUTCH DAMPER	3	3	3	-----	LA,MX
	22804-K09-C01	3	-	-	-----	2DK,3LA,DK
13	23120-KWW-C00	GEAR COMP., PRIMARY CLUTCH ..	1	1	1		
14	23122-KWW-C00	SUB GEAR(17T)	1	1	1		
15	23123-KWW-C00	RETAINER, SPRING	1	1	1		
16	23124-KWW-C00	SPRING, SUB GEAR	1	1	1		
17	23125-KVR-C00	PIN, STOPPER	1	1	1		

E-8

CLUTCH



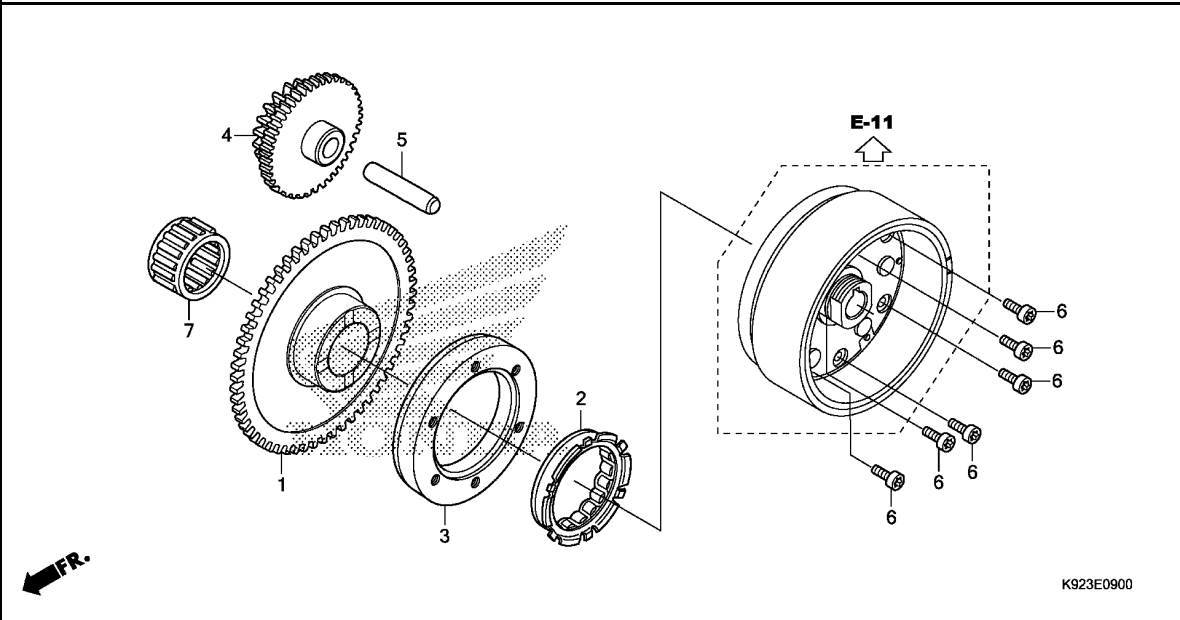
K923E0800

Ref. No.	L.O.N.	(Relative ref. Number) Description	F.R.T.
1	1131B9	SEPARATOR, OIL	0.9
2	2121A0	OUTER, CLUTCH	0.9
5	212112	CENTER, CLUTCH	1.1
6		(7)	
6	2121A1	DISC, CLUTCH FRICTION	1.1
		.NOTE: Same time for two units or more	
8	2121A3	PLATE, CLUTCH PRESSURE	1.1
9	2121A4	PLATE, CLUTCH LIFTER	0.9
10	212107	SPRING, CLUTCH	0.9
		.NOTE: Same time for two units	
16	2121B4	BEARING, CLUTCH LIFTER	0.7

Ref. No.	Part No.	Description	Reqd. QTY			Serial No.	Parts catalogue code
			SP	1SP	2SP		
			AFS110				
			H	H	H		
1	15661-KVR-C00	PLATE COMP., OIL SEPARATE ...	1	1	1		
2	22110-K09-L01	OUTER COMP., CLUTCH(69T) ...	1	1	1	-----	LA, MX
	22110-K09-C01	1	-	-	-----	2DK, 3LA, DK
3	22115-KPH-900	GUIDE, CLUTCH OUTER	1	1	1		
4	22116-KWW-740	COLLAR, CLUTCH OUTER	1	1	1		
5	22121-K09-L01	CENTER, CLUTCH	1	1	1	-----	LA, MX
	22121-K09-C01	1	-	-	-----	2DK, 3LA, DK
6	22201-K09-L01	DISK, CLUTCH FRICTION	4	4	4	-----	LA, MX
	22201-K09-C01	4	-	-	-----	2DK, 3LA, DK
7	22311-107-000	PLATE, CLUTCH	3	3	3	-----	LA, MX
	22311-K09-C01	3	-	-	-----	2DK, 3LA, DK
8	22350-115-020	PLATE, CLUTCH PRESSURE	1	1	1	-----	LA, MX
	22350-K09-C01	1	-	-	-----	2DK, 3LA, DK
9	22361-KFM-900	PLATE, CLUTCH LIFTER	1	1	1	-----	LA, MX
	22361-K09-C01	1	-	-	-----	2DK, 3LA, DK
10	22401-K09-L01	SPRING, CLUTCH	4	4	4	-----	LA, MX
	22401-K09-C01	4	-	-	-----	2DK, 3LA, DK
11	90050-KFL-850	BOLT, SPECIAL FLANGE, 6X25 ..	4	4	4	-----	LA, MX
	90050-K09-C01	4	-	-	-----	2DK, 3LA, DK
12	90231-198-010	NUT B, LOCK, 14MM	1	1	1		
13	90403-KPH-900	WASHER, THRUST, 17MM	1	1	1	-----	LA, MX
	90403-K09-C01	1	-	-	-----	2DK, 3LA, DK
14	90462-KWW-740	WASHER, 14.1MM	1	1	1		
15	95701-06020-00	BOLT, FLANGE, 6X20	2	2	2		
16	96100-62000-00	BEARING, RADIAL BALL, 6200 ..	1	1	1		

E-9

STARTING CLUTCH



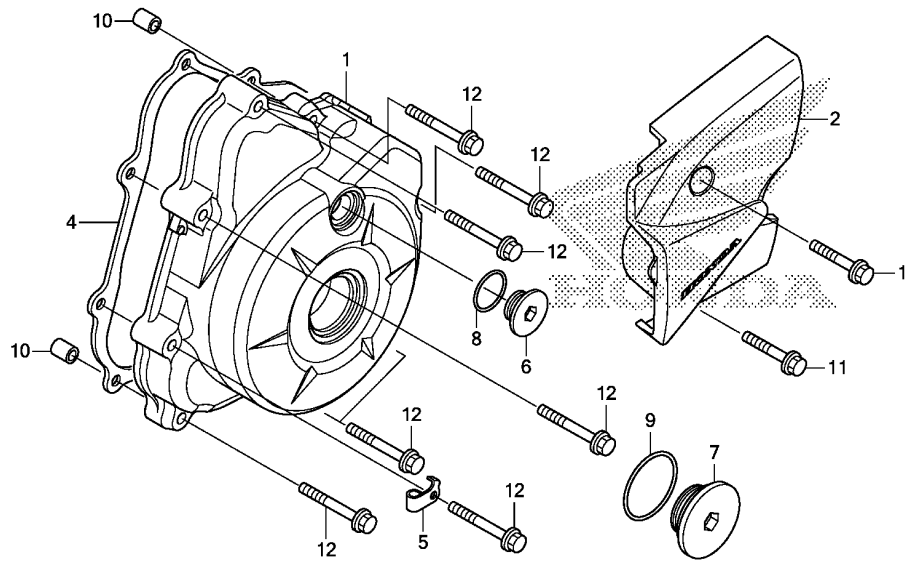
Ref. No.	L.O.N.	(Relative ref. Number) Description	F.R.T.
1		(7)	
612120		GEAR, STARTER DRIVEN	0.5
2		(3)	
6121A2		CLUTCH, STARTING ONE WAY	0.6
4		612125 GEAR, STARTER REDUCTION	0.3

Ref. No.	Part No.	Description	Reqd. QTY			Serial No.	Parts catalogue code
			SP	1SP	2SP		
			H	H	H		
1	28111-KWW-C00	GEAR, STARTER DRIVEN(55T) ...	1	1	1		
2	28120-K09-C01	CLUTCH, ONE WAY	1	1	1		
3	28128-KVC-900	OUTER, STARTING CLUTCH	1	1	1		
4	28130-KWW-740	GEAR COMP., STARTER REDUCTION (55T/14T)	1	1	1		
5	28132-KPH-C00	SHAFT, REDUCTION GEAR	1	1	1		
6	90085-KTC-920	BOLT, SOCKET, 6X14	6	6	6		
7	91011-KYY-901	BEARING, NEEDLE, 21X27X18(NRB)	1	1	1		



E-10

LEFT CRANKCASE COVER



K923E1000

Ref. No.	L.O.N.	(Relative ref. Number) Description	F.R.T.
1	1101A6	COVER, CRANKCASE :LEFT	0.4
2	1101B0	COVER, CRANKCASE :LEFT REAR ..	0.1
4	1101A3	GASKET, CRANKCASE COVER :LEFT	0.3

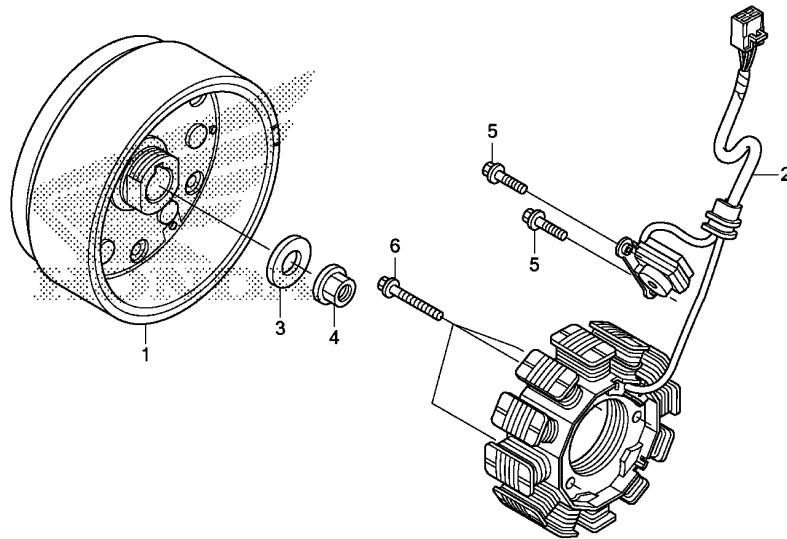
Ref. No.	Part No.	Description	Reqd. QTY			Serial No.	Parts catalogue code
			SP	1SP	2SP		
			AFS110				
			H	H	H		
1	11341-K92-A00	COVER, L. CRANKCASE	1	1	1		
2	11360-K92-A00	COVER COMP., L. RR. CRANKCASE	1	1	1		
4	11395-KWB-920	GASKET, L. CRANKCASE COVER ..	1	1	1		
5	16236-K07-900	CLAMPER, OVER FLOW	1	1	1		
6	90084-KTT-900	CAP, 14MM	1	1	1		
7	90087-K92-A00	CAP, 30MM	1	1	1		
8	91308-KVR-C00	O-RING, 13.8X2.5	1	1	1		
9	91312-KWW-C00	O-RING, 30MM	1	1	1		
10	94301-08140	DOWEL PIN, 8X14	2	2	2		
11	96001-06025-00	BOLT, FLANGE, 6X25	2	2	2		
12	96001-06035-00	BOLT, FLANGE, 6X35	8	8	8		

2

FR.

E-11

GENERATOR



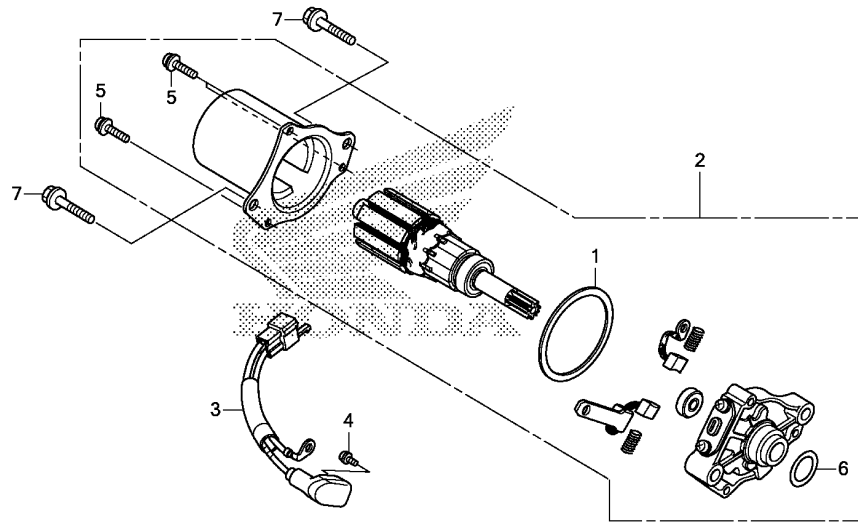
Ref. No.	L.O.N.	(Relative ref. Number) Description	F.R.T.
1	613105	ROTOR OR FLYWHEEL	0.6
2	6131A3	STATOR	0.6

Ref. No.	Part No.	Description	Reqd. QTY			Serial No.	Parts catalogue code
			SP	1SP	2SP		
			H	H	H		
1	31110-K09-C01	FLYWHEEL COMP.	1	1	1		
2	31120-K09-C01	STATOR COMP.	1	1	1		
3	90403-KN6-930	WASHER, 10X24	1	1	1		
4	94050-10000	NUT, FLANGE, 10MM	1	1	1		
5	96001-06016-00	BOLT, FLANGE, 6X16	2	2	2		
6	96001-06025-00	BOLT, FLANGE, 6X25	3	3	3		



E-13

STARTER MOTOR



K923E1300

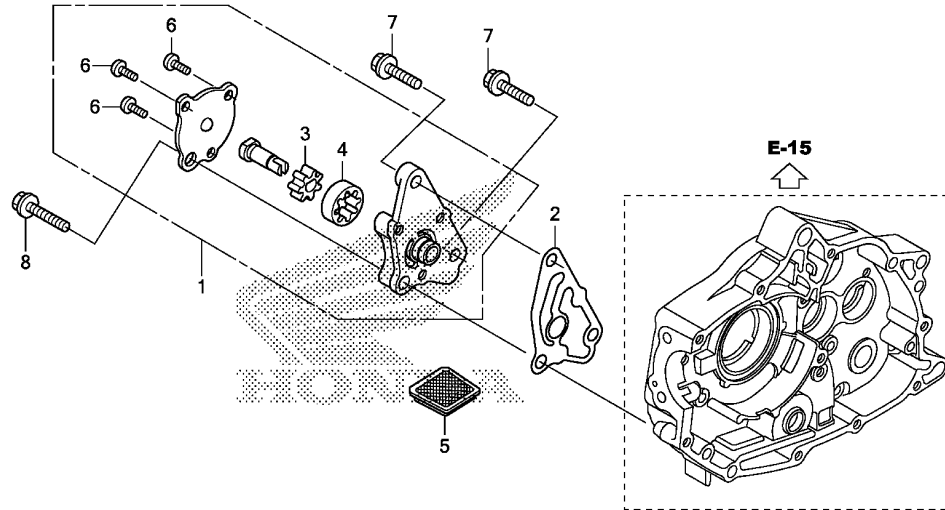
Ref. No.	L.O.N.	(Relative ref. Number) Description	F.R.T.
2		(6)	
612105		MOTOR, STARTING	0.7
6111A5		SUB HARNESS, STARTER	0.5

Ref. No.	Part No.	Description	Reqd. QTY			Serial No.	Parts catalogue code
			SP	1SP	2SP		
			H	H	H		
1	31206-GFC-771	PACKING	1	1	1		
2	31210-KWW-742	MOTOR UNIT, STARTER	1	1	1		
3	32105-KWW-742	SUB CORD, STARTER MOTOR	1	1	1		
4	90001-KWW-742	SCREW-WASHER, 4X6	1	1	1		
5	90004-KWW-742	SCREW-WASHER, 5X16	3	3	3		
6	91309-GFC-771	O-RING(16X3.1)	1	1	1		
7	96001-06032-00	BOLT, FLANGE, 6X32	2	2	2		

2

E-14

OIL PUMP



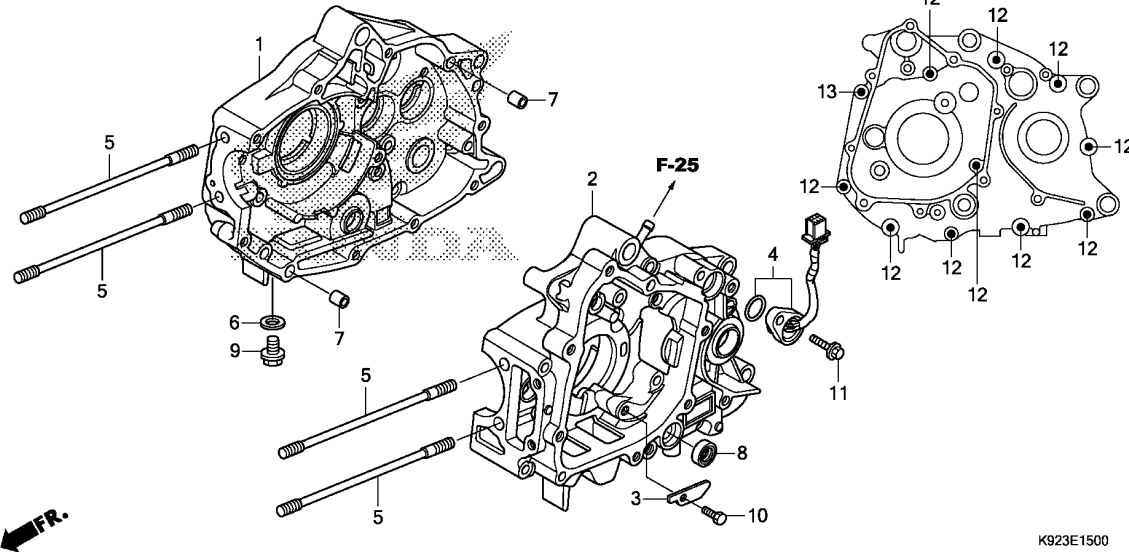
Ref. No.	L.O.N.	(Relative ref. Number) Description	F.R.T.
1		(2)	
113105		PUMP ASSY., OIL	0.7
1131B5		SCREEN, OIL FILTER	0.6

Ref. No.	Part No.	Description	Reqd. QTY			Serial No.	Parts catalogue code
			SP	1SP	2SP		
			H	H	H		
1	15100-KVR-C00	PUMP ASSY., OIL	1	1	1		
2	15119-KWB-600	GASKET, OIL PUMP BODY	1	1	1		
3	15331-KVR-C00	ROTOR, OIL PUMP INNER	1	1	1		
4	15332-KVR-C00	ROTOR, OIL PUMP OUTER	1	1	1		
5	15421-KSP-910	SCREEN, OIL FILTER	1	1	1		
6	93500-05010-0A	SCREW, PAN, 5X10	3	3	3		
7	96001-06016-00	BOLT, FLANGE, 6X16	2	2	2		
8	96001-06022-00	BOLT, FLANGE, 6X22	1	1	1		



E-15

CRANKCASE

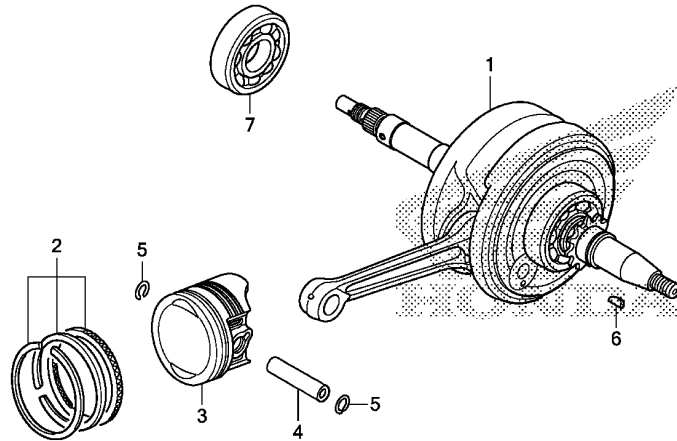


Ref. No.	L.O.N.	(Relative ref. Number) Description	F.R.T.
1	110120	CRANKCASE :RIGHTINCLUDES: Engine removal and installation	3.5
2	110115	CRANKCASE :LEFTINCLUDES: Engine removal and installation	2.8
	1101A2	CRANKCASE :BOTHINCLUDES: Engine removal and installation	3.8
4	615125	SWITCH, GEAR CHANGE	0.3
8	1101F9	OIL SEAL, GEARSHIFT SPINDLE ..	1.2

Ref. No.	Part No.	Description	Reqd. QTY			Serial No.	Parts catalogue code
			SP	1SP	2SP		
			AFS110				
			H	H	H		
1	11100-KWW-740	CRANKCASE COMP., R.	1	1	1		
2	11200-K09-C00	CRANKCASE COMP., L.	1	1	1		
3	11218-KWW-740	PLATE, OIL STOPPER	1	1	1		
4	35759-K92-A01	CONTACT ASSY., CHANGE SWITCH	1	1	1		
5	90031-KWB-600	BOLT, STUD, 7X180.5	4	4	4		
6	90407-KVR-C00	PACKING, DRAIN COCK	1	1	1		
7	90703-KVR-C00	DOWEL PIN, SPECIAL, 10X14 ...	2	2	2		
8	91208-KWW-C01	OIL SEAL, 11.6X22X7	1	1	1		
9	92800-12000	BOLT, DRAIN PLUG, 12MM	1	1	1		
10	93101-06014-0A	BOLT, HEX., 6X14	1	1	1		
11	95701-06018-00	BOLT, FLANGE, 6X18	1	1	1		
12	96001-06060-00	BOLT, FLANGE, 6X60	10	10	10		
13	96001-06075-00	BOLT, FLANGE, 6X75	1	1	1		

E-16

CRANKSHAFT/PISTON



K923E1600

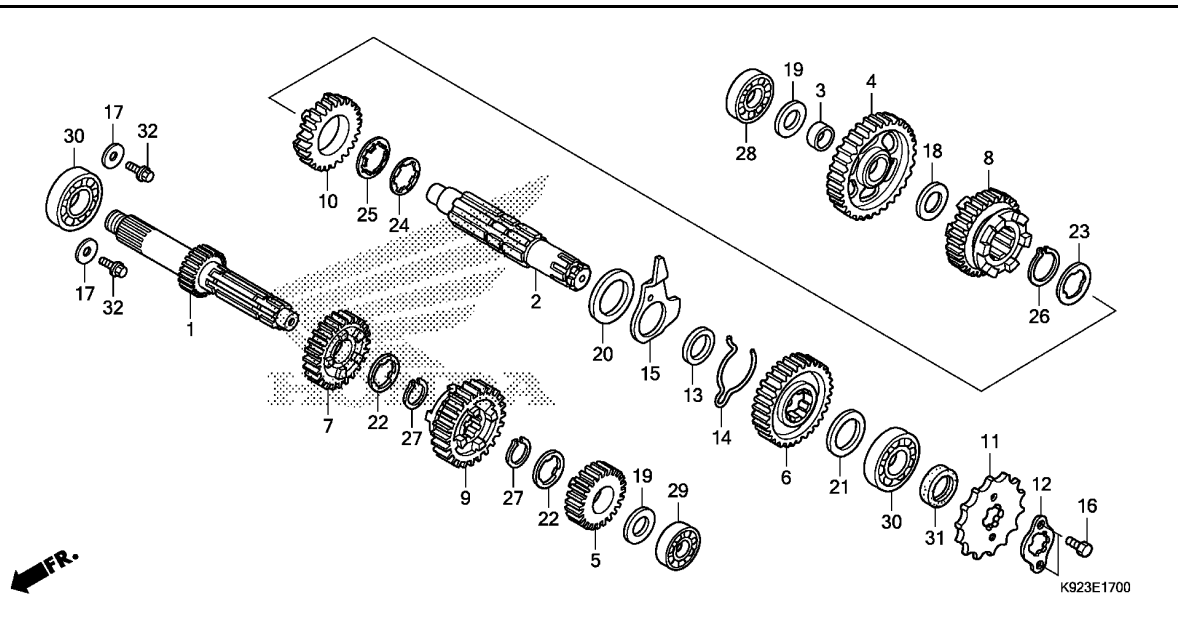
Ref. No.	L.O.N.	(Relative ref. Number) Description	F.R.T.
1	1101B5	CRANKSHAFTINCLUDES: Engine removal and installation (2,4,5)	3.2
3	111103	PISTON RING AND/OR PISTON(ONE)	1.7
7	1101B7	BEARING, CRANKSHAFT :RIGHTINCLUDES: Engine removal and installation	3.1

Ref. No.	Part No.	Description	Reqd. QTY			Serial No.	Parts catalogue code
			AFS110				
			SP	1SP	2SP		
			H	H	H		
1	13000-K09-C00	CRANKSHAFT COMP.	1	1	1		
2	13011-KWW-740	RING SET, PISTON(STD.) (RIKEN)	1	1	1		
	13021-KWW-740	RING SET, PISTON(0.25) (RIKEN)	(1)	(1)	(1)		
	13031-KWW-740	RING SET, PISTON(0.50) (RIKEN)	(1)	(1)	(1)		
	13041-KWW-740	RING SET, PISTON(0.75) (RIKEN)	(1)	(1)	(1)		
	13051-KWW-740	RING SET, PISTON(1.00) (RIKEN)	(1)	(1)	(1)		
3	13101-KWW-740	PISTON(STD.)	1	1	1		
	13102-KWW-740	PISTON(0.25)	(1)	(1)	(1)		
	13103-KWW-740	PISTON(0.50)	(1)	(1)	(1)		
	13104-KWW-740	PISTON(0.75)	(1)	(1)	(1)		
	13105-KWW-740	PISTON(1.00)	(1)	(1)	(1)		
4	13111-KVR-C00	PIN, PISTON	1	1	1		
5	13115-KVR-C00	CLIP, PISTON PIN	2	2	2		
6	90741-003-010	KEY, WOODRUFF, 4MM	1	1	1		
7	91001-KWW-C01	BEARING, RADIAL BALL(63/22) -	1	1	1		



E-17

TRANSMISSION



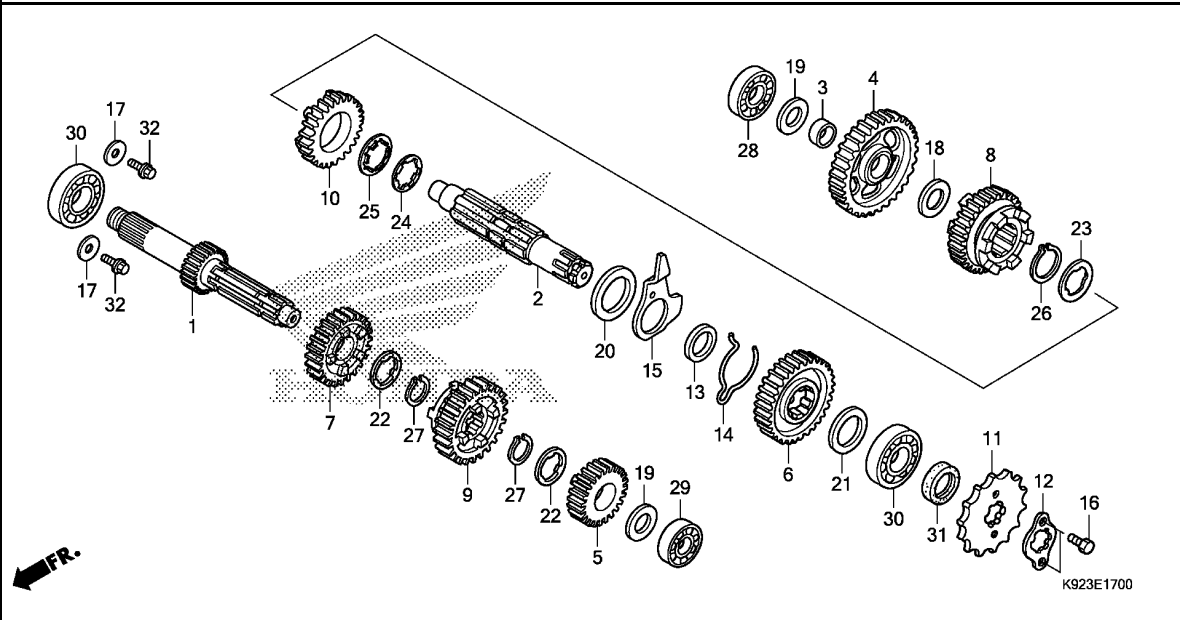
Ref. No.	L.O.N.	(Relative ref. Number) Description	F.R.T.
1		(5,7,9) MAINSHAFT, TRANSMISSION	2.6
		.INCLUDES: Engine removal and installation	
2		210141A .Replace countershaft add	0.2
2		(4,6,8,10) 210142 COUNTERSHAFT, TRANSMISSION ...	2.6
		.INCLUDES: Engine removal and installation	
		210142A .Replace mainshaft add	0.2
11		213135 SPROCKET, DRIVE	0.2
28		2101C8 BEARING, COUNTERSHAFT :RIGHT -	3.3
		.INCLUDES: Engine removal and installation	
29		2101C2 BEARING, MAINSHAFT :LEFT	2.6
		.INCLUDES: Engine removal and installation	
30		2101C5 BEARING, MAINSHAFT :RIGHT	3.3
		.INCLUDES: Engine removal and installation	
		2101C6 BEARING, MAINSHAFT :BOTH	3.5
		.INCLUDES: Engine removal and installation	
+		2101C7 BEARING, COUNTERSHAFT :LEFT ..	2.6

Ref. No.	Part No.	Description	Reqd. QTY			Serial No.	Parts catalogue code
			SP	1SP	2SP		
			H	H	H		
1	23211-KWW-740	MAINSHAFT(13T)	1	1	1		
2	23221-KWW-740	COUNTERSHAFT	1	1	1		
3	23415-KPH-900	BUSH, 15MM	1	1	1		
4	23421-KWW-740	GEAR, COUNTERSHAFT FIRST(34T) ..	1	1	1		
5	23431-KWW-740	GEAR, MAINSHAFT SECOND(18T) -	1	1	1		
6	23441-KWW-740	GEAR, COUNTERSHAFT SECOND(28T)	1	1	1		
7	23451-KWW-740	GEAR, MAINSHAFT THIRD(22T) --	1	1	1		
8	23461-KWW-740	GEAR, COUNTERSHAFT THIRD(25T)	1	1	1		
9	23471-KWW-741	GEAR, MAINSHAFT FOURTH(24T) -	1	1	1		
10	23481-KWW-740	GEAR, COUNTERSHAFT FOURTH(22T)	1	1	1		
11	23801-KVR-C00	SPROCKET, DRIVE(14T)	1	1	1		
12	23802-KVR-C00	PLATE, FIXING	1	1	1		
13	23911-KPH-900	COLLAR, LOCK PLATE	1	1	1		
14	24305-KWB-600	SPRING, CHANGE FRICTION	1	1	1		
15	24306-KWB-600	PLATE, DRUM LOCK	1	1	1		
16	90084-KZV-J00	BOLT, DRIVE SPROCKET FIXING -	2	2	2		
17	90407-KWW-740	WASHER, 6.2X19X2.3	2	2	2		
18	90412-187-000	WASHER, THRUST, 15MM	1	1	1		
19	90412-KPH-900	WASHER, SPECIAL, 12X23	2	2	2		
20	90452-413-000	WASHER, THRUST, 20MM	1	1	1		
21	90452-GB4-770	WASHER, THRUST, 17MM	1	1	1		
22	90461-035-000	WASHER, SPLINE, 17MM	2	2	2		
23	90461-459-010	WASHER, SPLINE, 20MM	1	1	1		
24	90461-KWB-600	WASHER, SPLINE, 20MM	1	1	1		
25	90465-KWB-600	WASHER, LOCK, 20MM	1	1	1		

2

E-17

TRANSMISSION



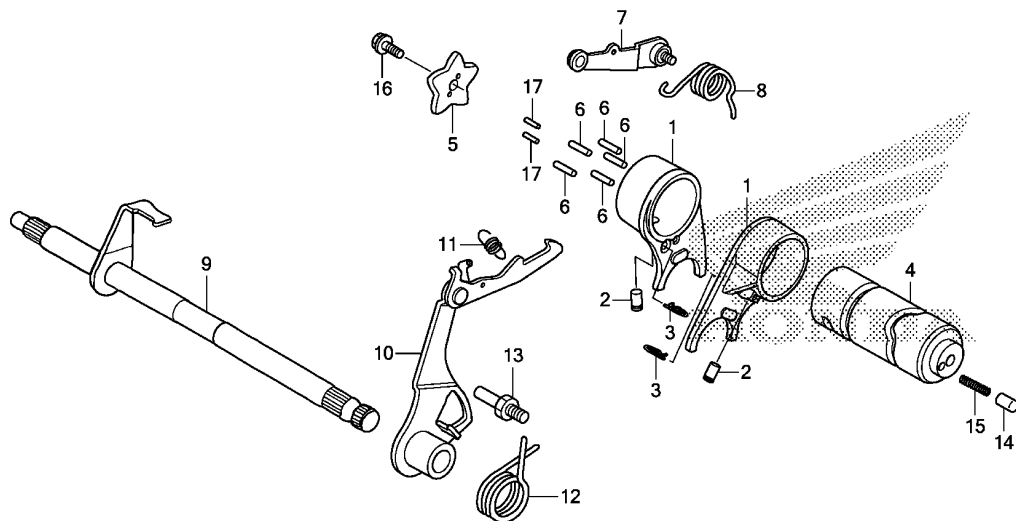
Ref. No.	L.O.N.	(Relative ref. Number) Description	F.R.T.
+30		.INCLUDES: Engine removal and installation	
2101C9		BEARING, COUNTERSHAFT :BOTH ..	3.5
2101D4		BEARING, MAINSHAFT AND COUNTERSHAFT :ALL	3.7
		.INCLUDES: Engine removal and installation	

Ref. No.	Part No.	Description	Reqd. QTY			Serial No.	Parts catalogue code
			SP	1SP	2SP		
			H	H	H		
26	90601-459-000	CIRCLIP, 20MM	1	1	1		
	90601-KWW-B10	CIRCLIP, 20MM(OCHIAI)	1	1	1		
27	90601-KRM-840	CIRCLIP, 17MM	2	2	2		
	90601-KYY-900	2	2	2		
28	91004-KYY-931	BEARING, RADIAL BALL, 6201 ..	1	1	1		
29	91005-KYY-931	BEARING, RADIAL BALL, 6001 ..	1	1	1		
30	91006-KYY-931	BEARING, RADIAL BALL, 6203 ..	2	2	2		
31	91204-KWW-C01	OIL SEAL, 17X29X5	1	1	1		
32	95701-06012-00	BOLT, FLANGE, 6X12	2	2	2		



E-19

GEARSHIFT DRUM



FR.

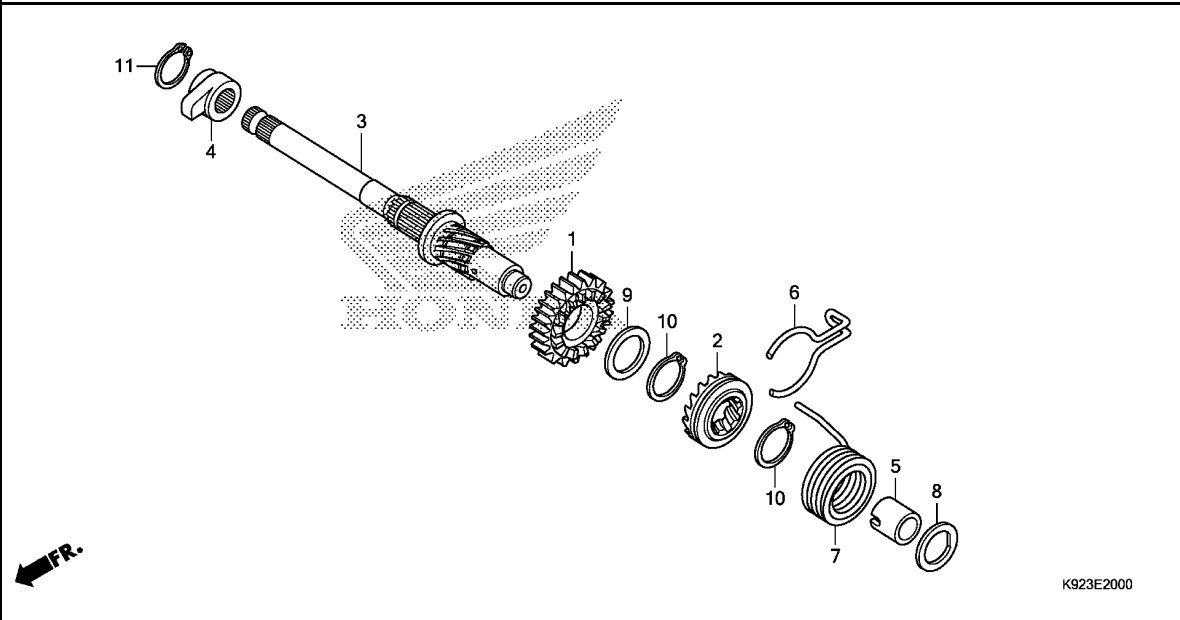
K923E1900

Ref. No.	L.O.N.	(Relative ref. Number) Description	F.R.T.
1	210112	(2,3) FORK, GEARSHIFTINCLUDES: Engine removal and installation .NOTE: Same time for two units	2.6
4	2101A9	DRUM, GEARSHIFTINCLUDES: Engine removal and installation	2.6
5	2101D6	PLATE, GEARSHIFT DRUM STOPPER (8)	1.0
7	210125	STOPPER OR SPRING, SHIFT DRUM	1.0
9	210122	SPINDLE, GEARSHIFT (12)	1.1
10	210127	ARM, GEARSHIFT	1.1

Ref. No.	Part No.	Description	Reqd. QTY			Serial No.	Parts catalogue code
			SP	1SP	2SP		
			AFS110				
			H	H	H		
1	24211-KWW-741	FORK, GEARSHIFT	2	2	2		
2	24261-121-742	PIN, GEARSHIFT FORK GUIDE ...	2	2	2		
3	24263-KVR-C00	CLIP, GEARSHIFT FORK GUIDE PIN	2	2	2		
4	24301-KWW-741	DRUM, GEARSHIFT	1	1	1		
5	24411-KWW-740	PLATE, GEARSHIFT DRUM STOPPER	1	1	1		
6	24421-200-000	PIN, GEARSHIFT DRUM	5	5	5		
7	24430-KVR-C00	ARM COMP., SHIFT DRUM STOPPER	1	1	1		
8	24435-KWW-C00	SPRING, SHIFT DRUM STOPPER ..	1	1	1		
9	24610-KWW-C00	SPINDLE COMP., GEARSHIFT	1	1	1		
10	24630-KWW-C00	ARM COMP., GEARSHIFT	1	1	1		
11	24641-KVR-C00	SPRING, GEARSHIFT ARM	1	1	1		
12	24651-KVR-C00	SPRING, GEARSHIFT RETURN	1	1	1		
13	24652-KPH-900	PIN, SHIFT RETURN SPRING	1	1	1		
14	35751-KWW-C00	CAP, CHANGE SWITCH CONTACT ..	1	1	1		
15	35752-KPH-900	SPRING, CHANGE SWITCH CONTACT	1	1	1		
16	90071-171-010	BOLT, KNOCK, 6MM	1	1	1		
17	90704-KWW-C00	ROLLER, 3X10	2	2	2		

E-20

KICK STARTER SPINDLE



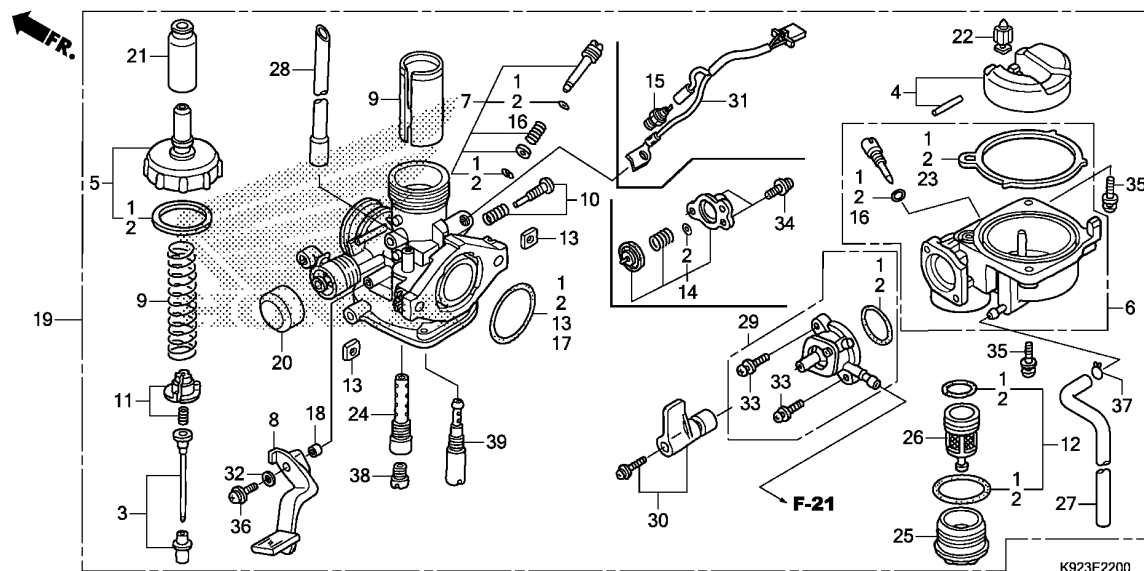
Ref. No.	L.O.N.	(Relative ref. Number) Description	F.R.T.
1	1121A0	PINION, KICK STARTERINCLUDES: Engine removal and installation	2.5
3	1121A2	SPINDLE, KICK STARTERINCLUDES: Engine removal and installation	2.5
7	112103	SPRING, KICK STARTER RETURN .. .INCLUDES: Engine removal and installation	2.5

Ref. No.	Part No.	Description	Reqd. QTY			Serial No.	Parts catalogue code
			SP	1SP	2SP		
			AFS110				
			H	H	H		
1	28211-KWB-600	PINION, KICK STARTER(23T) ...	1	1	1		
2	28221-KWB-600	RATCHET, STARTER DRIVE	1	1	1		
3	28251-KWB-600	SPINDLE, KICK STARTER	1	1	1		
4	28262-KWB-600	RETAINER, KICK SPINDLE	1	1	1		
5	28265-KWB-600	COLLAR, KICK SPRING	1	1	1		
6	28271-KWB-600	SPRING, FRICTION STARTER GEAR	1	1	1		
	28271-KYY-900	1	1	1		
7	28281-KWB-600	SPRING, KICK RETURN	1	1	1		
8	90451-KGH-900	WASHER, SPECIAL, 14MM	1	1	1		
9	90454-107-000	WASHER, THRUST, 20MM	1	1	1		
10	90605-200-000	SET RING, 20MM	2	2	2		
	90605-GFP-900	2	2	2		
	90605-KYY-900	2	2	2		
11	94510-16000	CIRCLIP, EXTERNAL, 16MM	1	1	1		



E-22

CARBURETOR

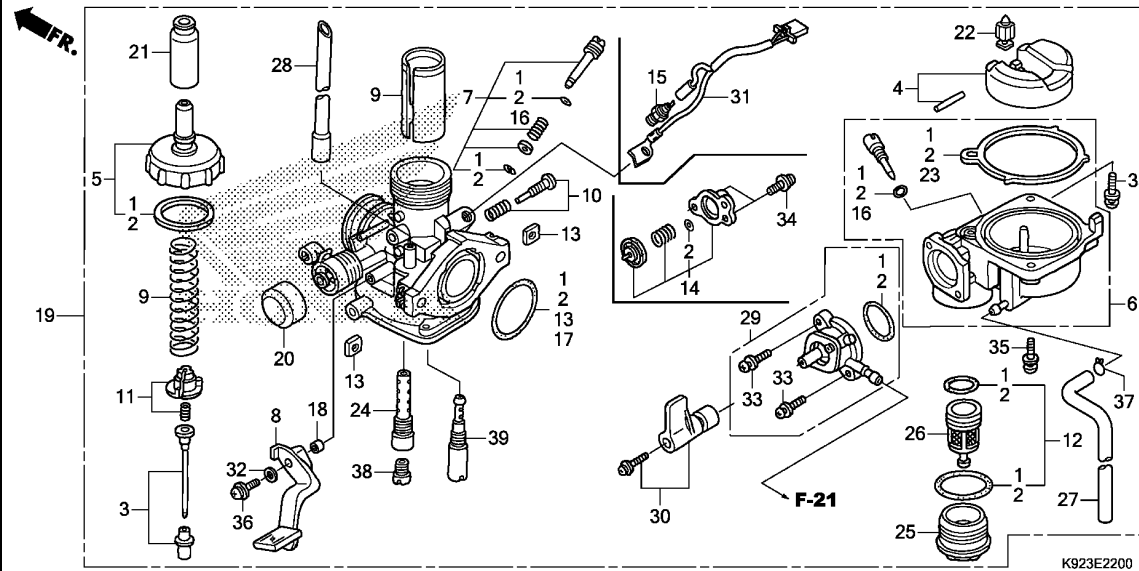


Ref. No.	L.O.N.	(Relative ref. Number) Description	F.R.T.
3	3111A3	NEEDLE, JET	1.0
4		(22)	
	311120	FLOAT OR FLOAT VALVE	0.9
5	3111A5	TOP SET, CARBURETOR	0.4
6	3111A6	CHAMBER, FLOAT	0.8
9	3111A8	VALVE, THROTTLE	0.5
19	3111B5	CARBURETOR ASSEMBLY	0.9
29	310110	COCK ASSY., FUEL	0.4
38		(24,39)	
	3111D4	JET, MAIN	0.9

Ref. No.	Part No.	Description	Reqd. QTY			Serial No.	Parts catalogue code
			SP	1SP	2SP		
1	16010-K09-C01	GASKET SET	1	1	1	-----	2DK,3LA,DK,LA
2	16010-KVR-V81	GASKET SET	1	-	-	-----	MX
3	16012-K09-D01	NEEDLE SET, JET	1	1	1	-----	DK,LA
	16012-K09-C01		1	-	-	-----	2DK,3LA
	16012-K09-M01		1	-	-	-----	MX
4	16013-KEV-900	FLOAT SET	1	1	1	-----	
5	16014-GGJ-971	TOP SET	1	1	1	-----	
6	16015-KVV-901	CHAMBER SET, FLOAT	1	1	1	-----	
7	16016-KTL-691	SCREW SET	1	1	1	-----	
8	16019-K09-C01	LEVER, CHOKE	1	1	1	-----	
9	16022-KFM-901	VALVE SET, THROTTLE	1	1	1	-----	
10	16028-KFM-901	SCREW SET	1	1	1	-----	
11	16037-KRS-601	PLATE SET, VALVE	1	1	1	-----	
12	16040-KEV-900	GASKET SET	1	1	1	-----	
13	16041-GB5-D30	NUT SET, SQUARE	1	1	1	-----	
14	16048-K09-M01	VALVE SET, AIR CUT	1	-	-	-----	MX
15	16071-KPN-J01	HEATER ONLY	-	1	1	-----	
16	16075-GHB-640	O-RING, 1.3X4.3	2	2	2	-----	
17	16075-GHB-B40	O-RING, 2.4X25	1	1	1	-----	
18	16086-K09-C01	COLLAR, SET	1	1	1	-----	
19	16100-K92-E01	CARBURETOR ASSY.(PB5RB A)	1	-	-	-----	2DK,3LA
	16100-K09-D01	CARBURETOR ASSY.(PB5NZ A)	1	-	-	-----	DK
	16100-K09-M41	CARBURETOR ASSY.(PB5NY A)	1	-	-	-----	MX
	16100-K09-L01	CARBURETOR ASSY.(PB5NW A)	-	1	1	-----	
20	16148-141-881	CAP, CHOKE DUST	1	1	1	-----	

E-22

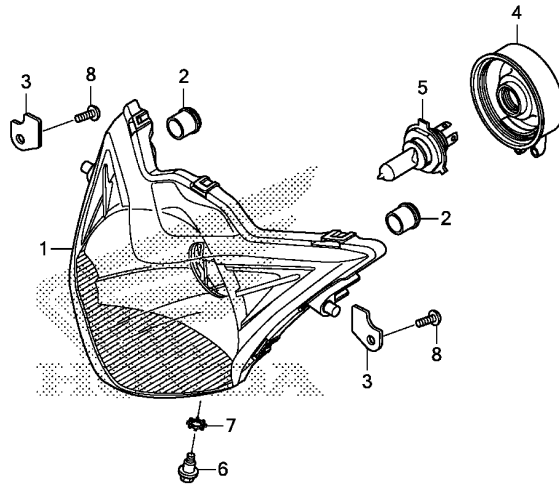
CARBURETOR



Ref. No.	Part No.	Description	Reqd. QTY			Serial No.	Parts catalogue code
			SP	1SP	2SP		
			H	H	H		
21	16148-KB1-921	CAP, CABLE SEALING	1	1	1		
22	16155-KRS-861	VALVE COMP., FLOAT	1	1	1		
23	16163-GFP-901	GASKET, FLOAT CHAMBER	1	1	1		
24	16165-KTL-741	HOLDER, NEEDLE JET	1	1	1	-----	DK,LA,MX
	16165-K09-C01	1	-	-	-----	2DK,3LA
25	16175-GB0-911	CUP, FUEL STRAINER	1	1	1		
26	16176-GB0-911	SCREEN, FUEL STRAINER	1	1	1		
27	16198-GC7-004	TUBE, OVERFLOW	1	1	1		
28	16199-K09-D01	TUBE, AIR VENT	1	1	1		
29	16951-KSS-901	BODY SET, COCK	1	1	1		
30	16963-KSS-901	LEVER SET, COCK	1	1	1		
31	32160-K09-L00	SUB HARNESS, CARBURETOR HEATER	-	1	1		
32	90401-KRL-003	WASHER, PLAIN	1	1	1		
33	93892-03012-18	SCREW-WASHER, 3X12	2	2	2		
34	93892-04010-18	SCREW-WASHER, 4X10	2	-	-	-----	MX
35	93892-04014-08	SCREW-WASHER, 4X14	2	2	2		
36	93892-05028-18	SCREW-WASHER, 5X28	1	1	1		
37	95002-02659	CLIP, TUBE(B6.5)	1	1	1		
38	99101-HP2-0820	JET, MAIN, #82	1	1	1	-----	2DK,3LA,DK,LA
	99101-HF7-0800	JET, MAIN, #80	1	-	-	-----	MX
39	99103-KFL-0420	JET, SLOW, #42	1	1	1	-----	2DK,3LA,DK,LA
	99103-GCE-0400	JET, SLOW, #40X#40	1	-	-	-----	MX

F-1

HEADLIGHT



K923F0100

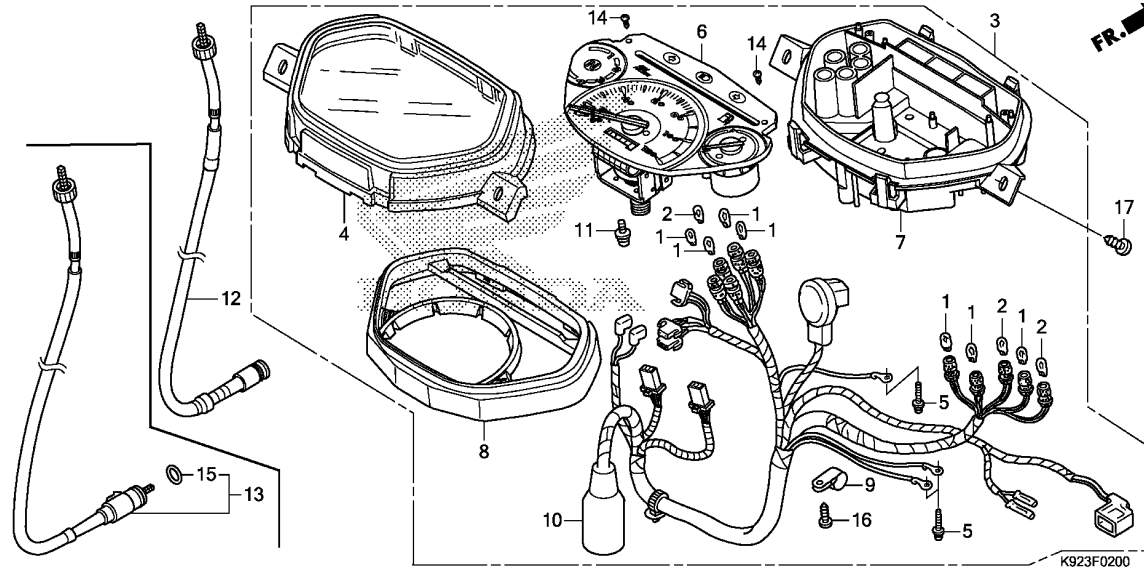
Ref. No.	L.O.N.	(Relative ref. Number) Description	F.R.T.
1	6161A7	HEADLIGHT UNIT	0.3
5	616118	BULB, HEADLIGHT	0.2

3

Ref. No.	Part No.	Description	Reqd. QTY			Serial No.	Parts catalogue code
			SP	1SP	2SP		
			AFS110				
			H	H	H		
1	33110-K92-A01	HEADLIGHT UNIT	1	1	1		
2	33117-KPN-A71	CAP, SPECIAL	2	2	2		
3	33118-K09-C20	STAY, HEADLIGHT	2	2	2		
4	33122-KVX-601	COVER, SOCKET	1	1	1		
5	34901-KVJ-911	BULB, HEADLIGHT(HS1) (12V 35/35W)	1	1	1		
6	90101-GJ6-000	BOLT, ADJUSTING	1	1	1		
7	90307-GFM-970	WASHER, LOCK, 6MM	1	1	1		
8	93903-34180	SCREW, TAPPING, 4X8	2	2	2		

F-2

METER

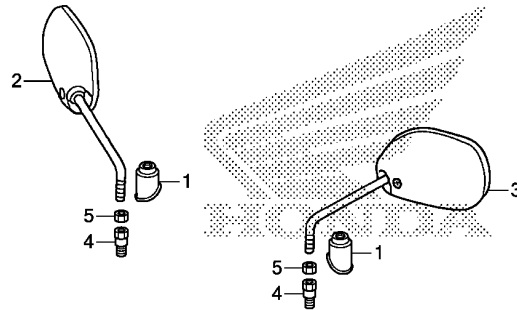


Ref. No.	L.O.N.	(Relative ref. Number) Description	F.R.T.
1		(2) BULB, METER	0.2
	6161G3	.NOTE: Same time for two units or more	
3	8121A1	METER ASSY., COMBINATION	0.5
4	8121B7	LENS, METER	0.5
6	8121A2	METER, COMBINATION	0.6
7	8121B3	CASE, METER	0.5
8	4131A3	PLATE, REFLECTING	0.5
10	6161G4	SOCKET ASSY., METER BULB	0.6
12		(13)	
	811160	CABLE, SPEEDOMETER	0.4

Ref. No.	Part No.	Description	Reqd. QTY			Serial No.	Parts catalogue code
			SP	1SP	2SP		
			AFS110				
			H	H	H		
1	34908-K08-900	BULB, WEDGE BASE(T10)(12V 2W)	7	7	7		
2	34909-GGC-900	BULB, WEDGE BASE(T10 12V 3W)	3	3	3		
3	37200-K92-M00	SPEEDOMETER ASSY.(KPH)	1	1	-	----- 2DK,DK,LA,MX	
	37200-K92-A00	1	-	1	----- 3LA,LA	
4	37202-K92-A00	LENS	1	1	1		
5	37205-K92-A00	SCREW-WASHER, 3X25	3	3	3		
6	37210-K92-A00	SPEEDOMETER COMP.	1	1	1		
7	37212-K92-A00	CASE COMP., UNDER	1	1	1		
8	37214-K92-A00	PLATE ASSY., REFLECTING	1	1	1		
9	37215-K92-A00	CLAMP	1	1	1		
10	37224-K92-M00	SOCKET COMP.	1	1	-	----- 2DK,DK,LA,MX	
	37224-K92-A00	1	-	1	----- 3LA,LA	
11	37305-K08-901	SCREW-WASHER, 4X10	2	2	2		
12	44830-K92-A00	CABLE ASSY., SPEEDOMETER	1	-	1	----- 3LA,LA	
13	44830-K92-D00	CABLE ASSY., SPEEDOMETER	1	1	-	----- 2DK,DK,LA,MX	
14	90102-K92-A00	SCREW, TAPPING, 2.5X6	2	2	2		
15	91256-KK3-840	O-RING, 10X1.5	1	1	-	----- 2DK,DK,LA,MX	
16	93903-24320	SCREW, TAPPING, 4X12	1	1	1		
17	93903-25310	SCREW, TAPPING, 5X16	2	2	2		

F-3

MIRROR



←FR.

K923F0300

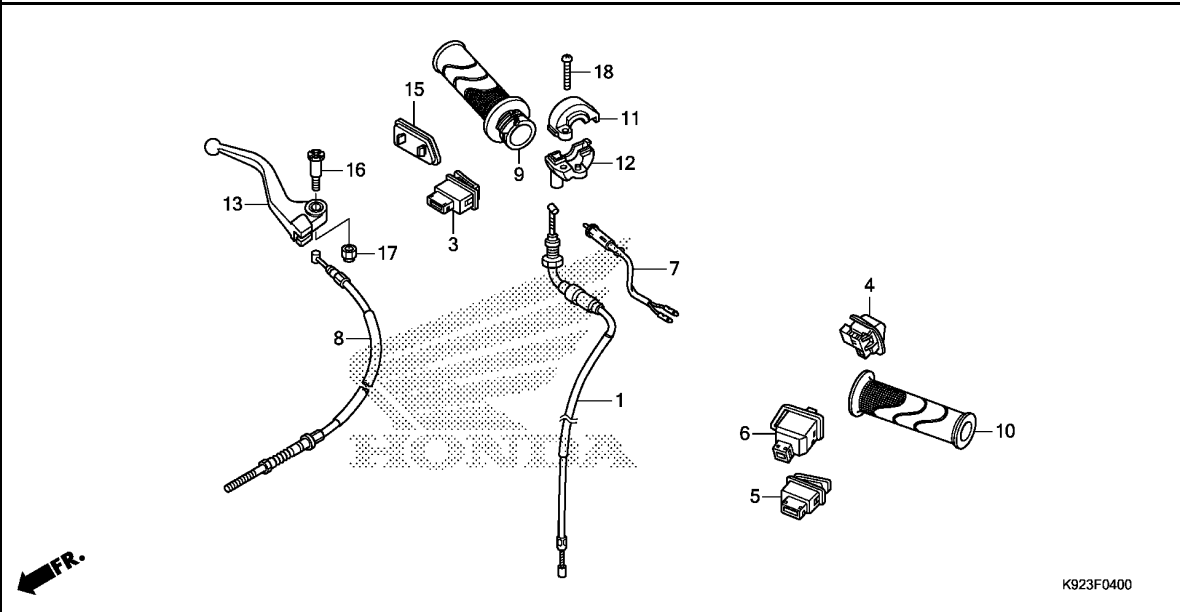
Ref. No.	L.O.N.	(Relative ref. Number) Description	F.R.T.
----------	--------	------------------------------------	--------

NO INFORMATION

Ref. No.	Part No.	Description	Reqd. QTY			Serial No.	Parts catalogue code
			SP	1SP	2SP		
			AFS110				
			H	H	H		
1	88113-K92-A00	BOOT, MIRROR	2	2	2		
2	88210-K09-C01	MIRROR COMP., R.	1	1	1		
3	88220-K09-C01	MIRROR COMP., L.	1	1	1		
4	90101-KZV-J00	BOLT, ADAPTER, 10MM	2	2	2		
5	90301-KZV-J00	NUT, HEX., 10MM (LEFT HAND THREAD)	2	2	2		

F-4

HANDLE LEVER/SWITCH/CABLE

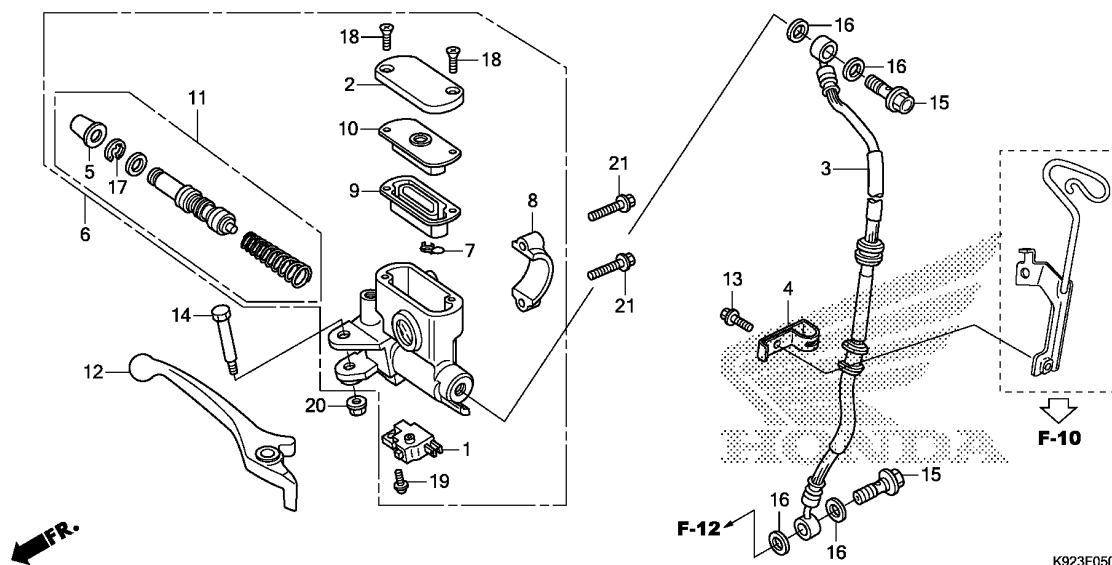


Ref. No.	L.O.N.	(Relative ref. Number) Description	F.R.T.
1	811100	CABLE, THROTTLE	0.9
3	615116	SWITCH, STARTER	0.4
4	615117	SWITCH, DIMMER	0.4
5	6151A3	SWITCH, HORN	0.4
6	615118	SWITCH, WINKER	0.4
7	6151B2	SWITCH, FRONT STOP	0.4
8	811125	CABLE, FRONT BRAKE	0.4
9	810150	GRIP, THROTTLE	0.4
10	8101C0	GRIP, HANDLE :LEFT	0.1
12	810155	HOUSING, THROTTLE	0.4
13	8101C7	LEVER, HANDLE :RIGHT	0.3

Ref. No.	Part No.	Description	Reqd. QTY			Serial No.	Parts catalogue code
			SP	1SP	2SP		
			AFS110				
			H	H	H		
1	17910-K09-C01	CABLE COMP., THROTTLE	1	1	1		
3	35160-K09-C01	SWITCH UNIT, STARTER	1	1	1		
4	35170-K09-C01	SWITCH UNIT, DIMMER	1	1	1		
5	35180-K09-C01	SWITCH UNIT, HORN	1	1	1		
6	35200-K09-C01	SWITCH UNIT, WINKER	1	1	1		
7	35340-KWW-C01	SWITCH ASSY., FR. STOP	1	-	1	-----	3LA,LA
8	45450-KWW-C00	CABLE COMP., FR. BRAKE	1	-	1	-----	3LA,LA
9	53140-KWW-620	GRIP COMP., THROTTLE	1	1	1		
10	53166-KWB-600	GRIP, L. HANDLE	1	1	1		
11	53167-KFM-900	HOUSING, UPPER THROTTLE	1	1	1		
12	53168-KFM-902	HOUSING, UNDER THROTTLE	1	1	1		
13	53175-KWW-C00	LEVER COMP., R. HANDLE	1	-	1	-----	3LA,LA
15	53208-K09-L00ZB	CAP B, HANDLE COVER					
		NH1.....BLACK	1	1	1		
16	90113-KWW-C00	BOLT, R. HANDLE LEVER PIVOT ..	1	-	1	-----	3LA,LA
17	90302-KWW-C00	NUT, HEX., 5MM	1	-	1	-----	3LA,LA
18	93500-05025-0G	SCREW, PAN, 5X25	1	1	1		

F-5

FRONT BRAKE MASTER CYLINDER



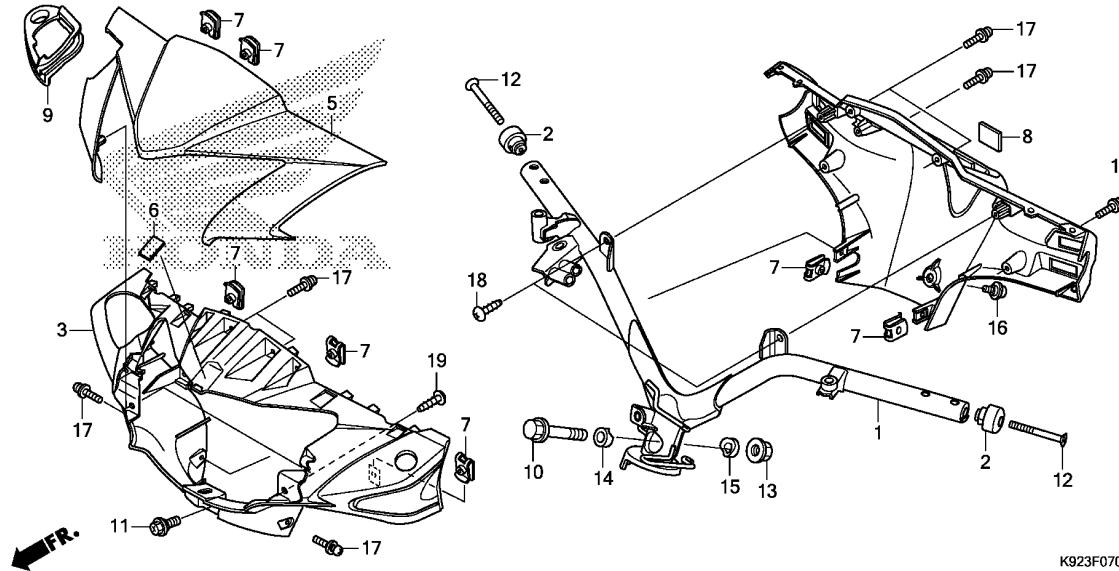
Ref. No.	L.O.N.	(Relative ref. Number) Description	F.R.T.
1	6151F5	SWITCH, FRONT STOP(A)	0.2
3	7121A0	HOSE, FRONT BRAKE	0.5
6	712105	CYLINDER, FRONT BRAKE MASTER .INCLUDES: Bleed brakes	0.6
9	7121G6	DIAPHRAGM, FRONT BRAKE MASTER CYLINDER	0.1
11	7121G9	PISTON SET, FRONT BRAKE MASTER .INCLUDES: Bleed brakes	0.6
12	8101C7	LEVER, HANDLE :RIGHT	0.3

K923F0500

Ref. No.	Part No.	Description	Reqd. QTY			Serial No.	Parts catalogue code
			SP	1SP	2SP		
			H	H	H		
1	35340-KWB-601	SWITCH ASSY., FR. STOP	1	1	-	-----	2DK,DK,LA,MX
2	43513-KZG-901	CAP, MASTER CYLINDER	1	1	-	-----	2DK,DK,LA,MX
3	45126-KWW-C12	HOSE COMP., FR. BRAKE	1	1	-	-----	2DK,DK,LA,MX
4	45157-KWW-A00	CLAMPER B, BRAKE HOSE	1	1	-	-----	2DK,DK,LA,MX
5	45504-410-003	BOOT COMP.	1	1	-	-----	2DK,DK,LA,MX
6	45510-KWW-C11	CYLINDER SUB ASSY., FR. BRAKE MASTER(NISSIN)	1	1	-	-----	2DK,DK,LA,MX
7	45512-MA6-006	PROTECTOR	1	1	-	-----	2DK,DK,LA,MX
8	45517-GW0-751	HOLDER, MASTER CYLINDER	1	1	-	-----	2DK,DK,LA,MX
9	45520-GW0-911	DIAPHRAGM	1	1	-	-----	2DK,DK,LA,MX
10	45521-GW0-911	PLATE, DIAPHRAGM	1	1	-	-----	2DK,DK,LA,MX
11	45530-KVY-911	CYLINDER SET, MASTER	1	1	-	-----	2DK,DK,LA,MX
12	53175-KRS-T80	LEVER, R. STEERING HANDLE ...	1	1	-	-----	2DK,DK,LA,MX
13	90102-KGH-900	BOLT, FLANGE, 6X10	1	1	-	-----	2DK,DK,LA,MX
14	90114-KGH-900	BOLT, HANDLE LEVER PIVOT	1	1	-	-----	2DK,DK,LA,MX
15	90145-GAZ-981	BOLT, OIL, 10X22	2	2	-	-----	2DK,DK,LA,MX
16	90545-300-000	WASHER, OIL BOLT	4	4	-	-----	2DK,DK,LA,MX
17	90651-MA5-671	CIRCLIP	1	1	-	-----	2DK,DK,LA,MX
18	93600-04012-1G	SCREW, FLAT, 4X12	2	2	-	-----	2DK,DK,LA,MX
19	93893-04012-17	SCREW-WASHER, 4X12	1	1	-	-----	2DK,DK,LA,MX
20	94050-06000	NUT, FLANGE, 6MM	1	1	-	-----	2DK,DK,LA,MX
21	95701-06022-00	BOLT, FLANGE, 6X22	2	2	-	-----	2DK,DK,LA,MX

F-7

HANDLE PIPE/HANDLE COVER

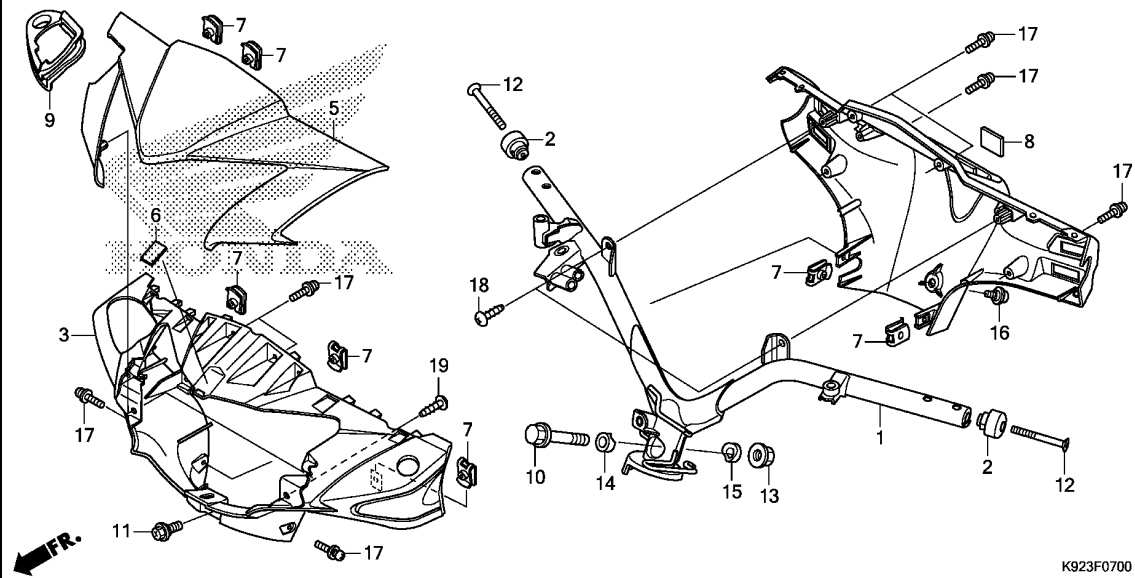


Ref. No.	L.O.N.	(Relative ref. Number) Description	F.R.T.
1	810100	PIPE, STEERING HANDLE	1.0
3	4131B5	COVER, HANDLE :FRONT	0.4
5	4131X1	COVER, HANDLE :UPPER	0.4

Ref. No.	Part No.	Description	Reqd. QTY			Serial No.	Parts catalogue code
			SP	1SP	2SP		
			H	H	H		
1	53100-K92-D00	PIPE COMP., STEERING HANDLE (DISK)	1	1	-	-----	2DK,DK,LA,MX
	53100-K92-A00	PIPE COMP., STEERING HANDLE (DRUM)	1	-	1	-----	3LA,LA
2	53105-KWW-640	WEIGHT A, STEERING HANDLE ...	2	2	2		
3	53205-K92-D00	COVER, FR. HANDLE	1	1	-	-----	2DK,DK,LA,MX
	53205-K92-A00	1	-	1	-----	3LA,LA
5	53207-K92-D00ZA	COVER, FR. HANDLE(UPPER) *R264C*.....CANDY LUCID RED	1	1	-	-----	2DK,DK,LA,MX
	53207-K92-D00ZB	*NH495P*...PEARL CANCER WHITE	1	1	-	-----	2DK,DK,LA,MX
	53207-K92-D00ZC	*NHA06P*...PEARL PROCYON BLACK	1	1	-	-----	2DK,DK,LA,MX
	53207-K92-A00ZA	*R264C*.....CANDY LUCID RED	1	-	1	-----	3LA,LA
	53207-K92-A00ZB	*NH495P*...PEARL CANCER WHITE	1	-	1	-----	3LA,LA
	53207-K92-A00ZC	*NHA06P*...PEARL PROCYON BLACK	1	-	1	-----	3LA,LA
6	64341-KWW-A00	RUBBER, CUSHION	1	1	1		
7	64521-MN5-000	NUT, CLIP, 4MM	8	8	8		
8	86150-KYS-940	EMBLEM, PRODUCT(SHINKO ASIA)	1	1	1		
9	88114-K92-D00	BOOT, R. MIRROR	1	1	-	-----	2DK,DK,LA,MX
10	90102-KWW-640	BOLT, FLANGE, 10X48	1	1	1		
11	90103-K09-C00	BOLT, FR. HANDLE COVER	1	1	1		
12	90126-KVR-650	SCREW, STEERING HANDLE WEIGHT	2	2	2		
13	90304-KVR-C00	NUT, FLANGE, 10MM(PT)	1	1	1		
14	90501-KPH-880	COLLAR A, HANDLE SETTING	1	1	1		
15	90505-KZV-J00	COLLAR B, HANDLE SETTING	1	1	1		
16	91509-GE2-760	SCREW, PAN, 5X11.5	1	1	1		
17	93891-04012-07	SCREW-WASHER, 4X12	8	8	8		

F-7

HANDLE PIPE/HANDLE COVER



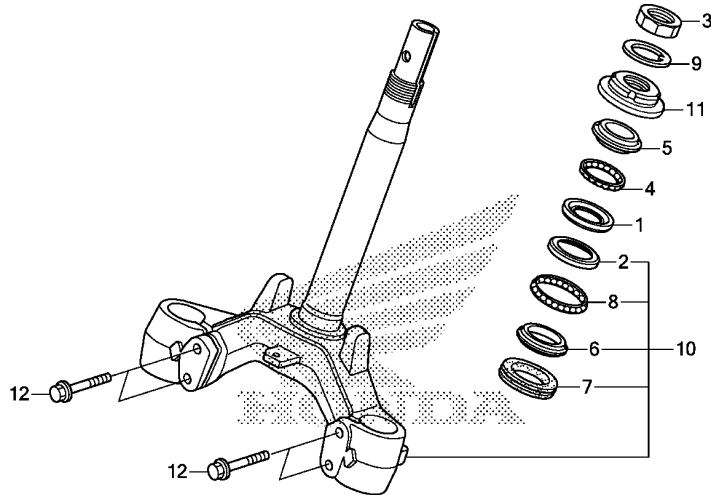
Ref. No.	Part No.	Description	Reqd. QTY			Serial No.	Parts catalogue code
			SP	1SP	2SP		

18	93903-24480	SCREW, TAPPING, 4X16	2	2	2		
19	93903-34380	SCREW, TAPPING, 4X12	2	2	2		

3

F-9

STEERING STEM



FR.

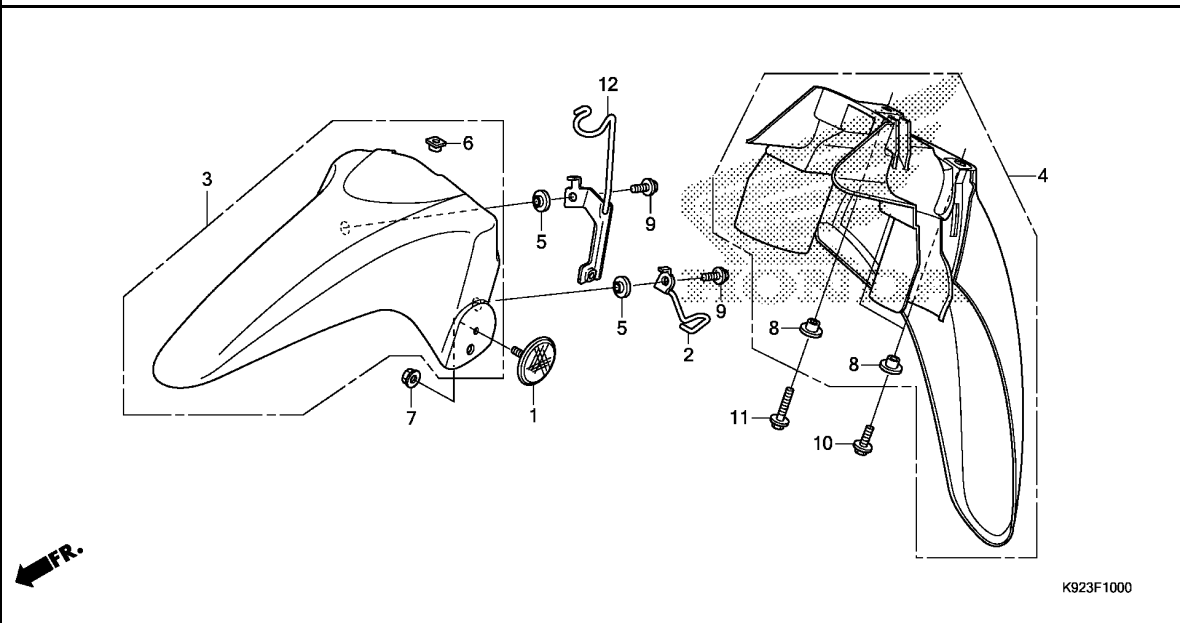
K923F0900

Ref. No.	L.O.N.	(Relative ref. Number) Description	F.R.T.
1		(4)	
1	5101A0	RACE, STEERING BALL :UPPER ...	1.5
2	5101A1	RACE, STEERING BALL :LOWER ...	1.7
	5101C9	RACE, STEERING BALL :BOTH	1.7
5	5101A9	RACE, STEERING TOP CONE	1.5
6		(7,8)	
	5101B0	RACE, STEERING BOTTOM CONE ...	1.7
10	510100	STEM OR SHAFT ASSY., STEERING	1.5
11	5101B2	THREAD, STEERING HEAD TOP	1.3

Ref. No.	Part No.	Description	Reqd. QTY			Serial No.	Parts catalogue code
			SP	1SP	2SP		
			H	H	H		
1	50301-KRS-830	RACE, STEERING TOP BALL	1	1	1		
2	50302-KRS-830	RACE, STEERING BOTTOM BALL ..	1	1	1		
3	50306-KVR-C00	NUT, STEERING STEM LOCK	1	1	1		
4	53210-KVR-C00	BALL ASSY., STEERING STEEL, #6X21	1	1	1		
5	53211-KRS-830	RACE, STEERING TOP CONE	1	1	1		
6	53212-KRS-830	RACE, STEERING BOTTOM CONE ..	1	1	1		
7	53214-GN5-900	DUST SEAL, STEERING HEAD	1	1	1		
8	53215-KVR-C00	BALL ASSY., STEERING STEEL, #6X26	1	1	1		
9	53216-KRS-830	WASHER, STEERING STEM NUT ...	1	1	1		
10	53219-KWW-C00	STEM SUB ASSY., STEERING	1	1	1		
11	53220-KVR-C00	THREAD COMP., STEERING HEAD TOP	1	1	1		
12	90163-GCC-C50	BOLT, FLANGE, 10X45	4	4	4		

F-10

FRONT FENDER



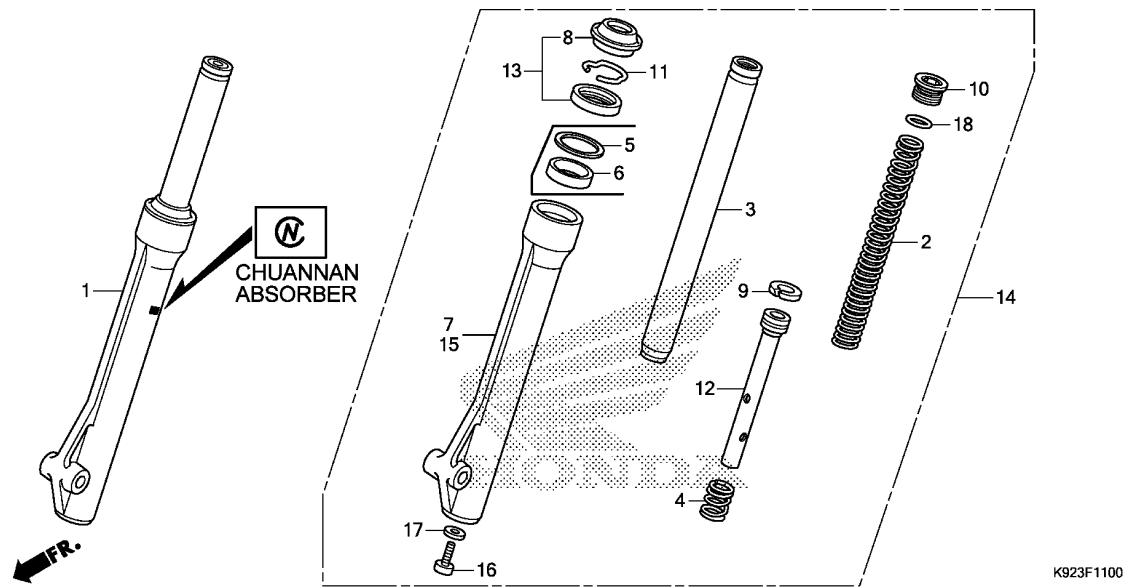
Ref. No.	L.O.N.	(Relative ref. Number) Description	F.R.T.
3	413103	FENDER A, FRONT	0.3
4	413104	FENDER B, FRONT	0.5

3

Ref. No.	Part No.	Description	Reqd. QTY			Serial No.	Parts catalogue code
			SP	1SP	2SP		
			H	H	H		
1	33741-KZL-891	REFLECTOR, RR. SIDE REFLEX .. (FOR FR.)	2	2	2		
2	45465-KWW-640	GUIDE COMP., BRAKE CABLE	1	1	1		
3	61100-K09-C00ZD	FENDER A, FR.					
	61100-K09-C00ZG	*NHA06P*...PEARL PROCYON BLACK	1	1	1		
	61100-K09-C00ZL	*R264C*...CANDY LUCID RED	1	1	1		
	61100-K09-C00ZL	*NH495P*...PEARL CANCER WHITE	1	1	1		
4	61200-KWW-640ZB	FENDER B, FR.					
		NH1...BLACK	1	1	1		
5	81312-KPH-900	COLLAR, FR. FENDER	2	2	2		
6	90301-K09-C00	NUT, SPECIAL, 6MM	1	1	1		
7	90302-KYA-601	NUT, FLANGE, 6MM(PT)	2	2	2		
8	90503-KBP-900	COLLAR, MAIN SIDE COVER	3	3	3		
9	96001-06012-00	BOLT, FLANGE, 6X12	2	2	2		
10	96001-06014-00	BOLT, FLANGE, 6X14	2	2	2		
11	96001-06025-00	BOLT, FLANGE, 6X25	1	1	1		
12	45156-KWZ-900	CLAMPER, BRAKE HOSE	1	1	-	----- 2DK,DK,LA,MX	

F-11

FRONT FORK

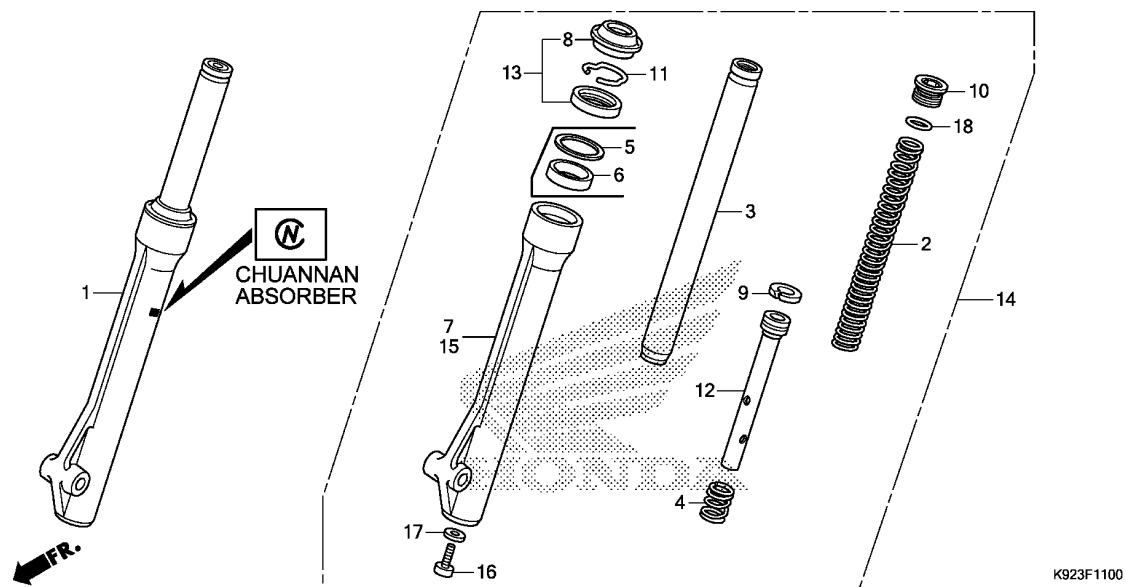


Ref. No.	L.O.N.	(Relative ref. Number) Description	F.R.T.
1	5111C3	FORK ASSY., FRONT :RIGHT	0.5
2	5111C5	SPRING, FRONT FORK :LEFT	0.7
	5111C6	SPRING, FRONT FORK :RIGHT	0.7
	5111C7	SPRING, FRONT FORK :BOTH	1.0
3		(4,9,12)	
	5111G2	PIPE, FRONT FORK :LEFT	0.8
	5111G3	PIPE, FRONT FORK :RIGHT	0.8
	5111G4	PIPE, FRONT FORK :BOTH	1.3
7		(6)	
	5111D2	CASE, BOTTOM :RIGHT	0.9
13	5111E7	SEAL SET, FRONT FORK :LEFT	0.9
	5111E8	SEAL SET, FRONT FORK :RIGHT	0.9
	5111E9	SEAL SET, FRONT FORK :BOTH	1.5
14	5111C2	FORK ASSY., FRONT :LEFT	0.5
	5111C4	FORK ASSY., FRONT :BOTH	0.7
15		(6)	
	5111D1	CASE, BOTTOM :LEFT	0.9
	5111D3	CASE, BOTTOM :BOTH	1.5

Ref. No.	Part No.	Description	Reqd. QTY			Serial No.	Parts catalogue code
			SP	1SP	2SP		
1	51400-K03-C40	FORK ASSY., R. FR. (BRIGHT STAR)	1	1	-	-----	2DK,DK,LA,MX
	51400-KWW-C22	FORK ASSY., R. FR. (CHUANNAN ABSORBER)	1	1	-	-----	2DK,DK,LA,MX
	51400-K03-C20	FORK ASSY., R. FR. (BRIGHT STAR)	1	-	1	-----	3LA,LA
	51400-KWW-C02	FORK ASSY., R. FR. (CHUANNAN ABSORBER)	1	-	1	-----	3LA,LA
2	51401-K03-C20	SPRING, FR. FORK (BRIGHT STAR)	2	2	2		
	51401-KWW-662	SPRING, FR. FORK (CHUANNAN ABSORBER)	2	2	2		
3	51410-K03-C20	PIPE COMP., FR. FORK (BRIGHT STAR)	2	2	2		
	51410-KWW-662	PIPE COMP., FR. FORK (CHUANNAN ABSORBER)	2	2	2		
4	51412-K03-C20	SPRING, REBOUND (BRIGHT STAR)	2	2	2		
	51412-KWW-662	SPRING, REBOUND (CHUANNAN ABSORBER)	2	2	2		
5	51413-KWW-662	RING, BACK UP (CHUANNAN ABSORBER)	2	2	2		
6	51414-KWW-662	BUSH, GUIDE(CHUANNAN ABSORBER)	2	2	2		
7	51420-K03-C40	CASE, R. FR. BOTTOM (BRIGHT STAR)	1	1	-	-----	2DK,DK,LA,MX
	51420-KWW-C22	CASE COMP., R. FR. BOTTOM (CHUANNAN ABSORBER)	1	1	-	-----	2DK,DK,LA,MX

F-11

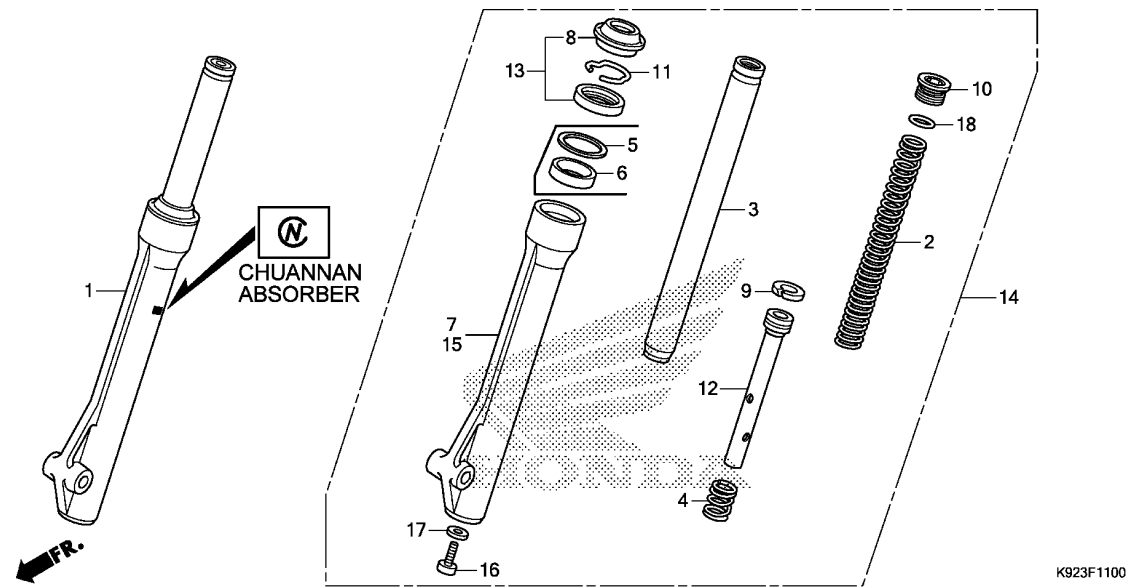
FRONT FORK



Ref. No.	Part No.	Description	Reqd. QTY			Serial No.	Parts catalogue code
			SP	1SP	2SP		
			H	H	H		
(7)	51420-K03-C20	CASE, R. FR. BOTTOM (BRIGHT STAR)	1	-	1	-----	3LA,LA
	51420-KWW-C02	CASE COMP., R. FR. BOTTOM (CHUANNAN ABSORBER)	1	-	1	-----	3LA,LA
8	51425-K09-C01	SEAL, DUST (BRIGHT STAR)	2	2	2		
	51425-KWW-662	SEAL, DUST(CHUANNAN ABSORBER)	2	2	2		
9	51437-K03-C20	RING, PISTON (BRIGHT STAR)	2	2	2		
	51437-KWW-662	RING, PISTON (CHUANNAN ABSORBER)	2	2	2		
10	51454-K09-C01	SEAT B, SPRING (BRIGHT STAR)	2	2	2		
	51454-KWW-662	BOLT, FR. FORK (CHUANNAN ABSORBER)	2	2	2		
11	51466-K09-C01	RING, OIL SEAL STOPPER (BRIGHT STAR)	2	2	2		
	51466-KWW-662	RING, OIL SEAL STOPPER (CHUANNAN ABSORBER)	2	2	2		
12	51470-K03-C20	PIPE, SEAT (BRIGHT STAR)	2	2	2		
	51470-KWW-662	PIPE, SEAT(CHUANNAN ABSORBER)	2	2	2		
13	51490-K09-C01	SEAL SET, FR. FORK (BRIGHT STAR)	2	2	2		
	51490-KWW-662	SEAL SET, FR. FORK (CHUANNAN ABSORBER)	2	2	2		
14	51500-K03-C40	FORK ASSY., L. FR. (BRIGHT STAR)	1	1	-	-----	2DK,DK,LA,MX

F-11

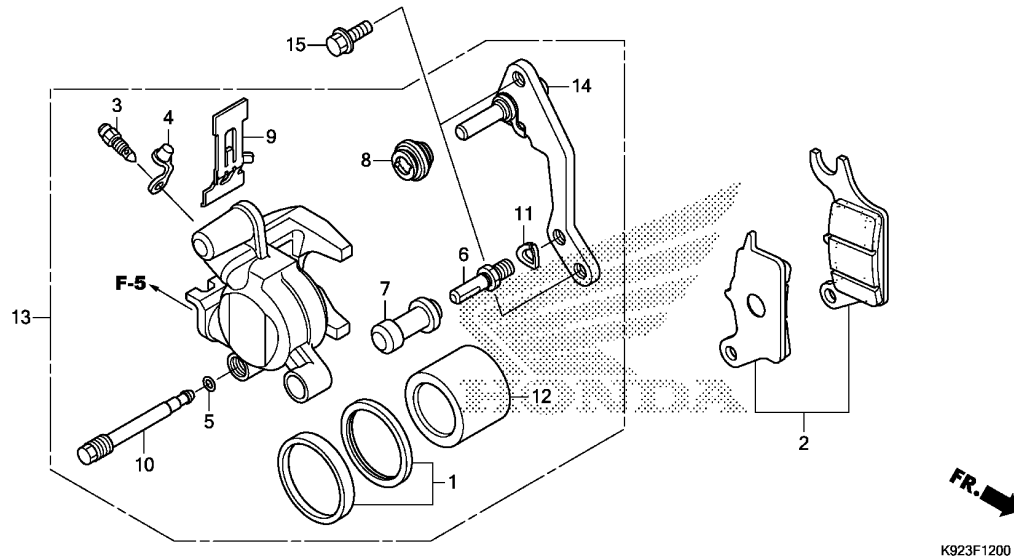
FRONT FORK



Ref. No.	Part No.	Description	Reqd. QTY			Serial No.	Parts catalogue code
			SP	1SP	2SP		
			H	H	H		
14)	51500-KWW-C22	FORK ASSY., L. FR. (CHUANNAN ABSORBER)	1	1	-	-----	2DK,DK,LA,MX
	51500-K03-C20	FORK ASSY., L. FR. (BRIGHT STAR)	1	-	1	-----	3LA,LA
	51500-KWW-C02	FORK ASSY., L. FR. (CHUANNAN ABSORBER)	1	-	1	-----	3LA,LA
15	51520-K03-C40	CASE, L. FR. BOTTOM (BRIGHT STAR)	1	1	-	-----	2DK,DK,LA,MX
	51520-KWW-C22	CASE COMP., L. FR. BOTTOM (CHUANNAN ABSORBER)	1	1	-	-----	2DK,DK,LA,MX
	51520-K03-C20	CASE, L. FR. BOTTOM (BRIGHT STAR)	1	-	1	-----	3LA,LA
	51520-KWW-C02	CASE COMP., L. FR. BOTTOM (CHUANNAN ABSORBER)	1	-	1	-----	3LA,LA
16	90116-K09-C01	BOLT, SOCKET, 8MM (BRIGHT STAR)	2	2	2		
	90116-KWW-662	BOLT, SOCKET, 8MM (CHUANNAN ABSORBER)	2	2	2		
17	90544-K09-C01	WASHER, SPECIAL, 8MM (BRIGHT STAR)	2	2	2		
	90544-KRF-H71	WASHER, SPECIAL, 8MM (CHUANNAN ABSORBER)	2	2	2		
18	91356-K09-C01	O-RING, 15.8X2.85 (BRIGHT STAR)	2	2	2		
	91356-KWW-662	O-RING, 15.8X2.85 (CHUANNAN ABSORBER)	2	2	2		

F-12

FRONT BRAKE CALIPER



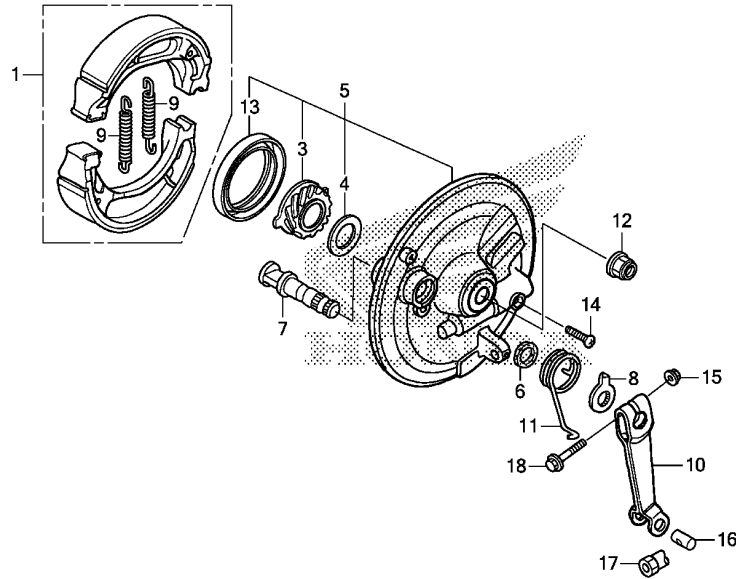
Ref. No.	L.O.N.	(Relative ref. Number) Description	F.R.T.
2	711115	SHOE(PAD) SET, BRAKE :FRONT .. (1)	0.1
12	7111D1	PISTON, FRONT BRAKE CALIPER .. .INCLUDES: Bleed brakes	0.5
13	711130	CALIPER, FRONT BRAKE .. .INCLUDES: Bleed brakes	0.4
14	7111G0	BRACKET, FRONT CALIPER	0.2

3

Ref. No.	Part No.	Description	Reqd. QTY			Serial No.	Parts catalogue code
			SP	1SP	2SP		
			H	H	H		
1	06451-961-405	SEAL SET, PISTON	1	1	-	-----	2DK,DK,LA,MX
2	06455-KWB-601	PAD SET, FR.	1	1	-	-----	2DK,DK,LA,MX
3	43352-568-003	SCREW, BLEEDER(NISSIN)	1	1	-	-----	2DK,DK,LA,MX
4	43353-461-771	CAP, BLEEDER	1	1	-	-----	2DK,DK,LA,MX
5	45111-MAJ-G41	RING, STOPPER	1	1	-	-----	2DK,DK,LA,MX
6	45131-GZ0-006	BOLT, PIN	1	1	-	-----	2DK,DK,LA,MX
7	45132-166-016	BOOT, PIN BUSH(NISSIN)	1	1	-	-----	2DK,DK,LA,MX
8	45133-MA3-006	BOOT B	1	1	-	-----	2DK,DK,LA,MX
9	45208-KWB-601	SPRING, PAD	1	1	-	-----	2DK,DK,LA,MX
10	45215-KPH-951	PIN, HANGER	1	1	-	-----	2DK,DK,LA,MX
11	45216-166-006	WASHER, WAVE	1	1	-	-----	2DK,DK,LA,MX
12	45218-KWB-601	PISTON	1	1	-	-----	2DK,DK,LA,MX
13	45250-K92-D00	CALIPER SUB ASSY., R. FR. (NISSIN)	1	1	-	-----	2DK,DK,LA,MX
14	45290-KWB-601	BRACKET SUB ASSY., FR.	1	1	-	-----	2DK,DK,LA,MX
15	90131-KGH-900	BOLT, FLANGE, 8X25	2	2	-	-----	2DK,DK,LA,MX

F-13

FRONT BRAKE PANEL

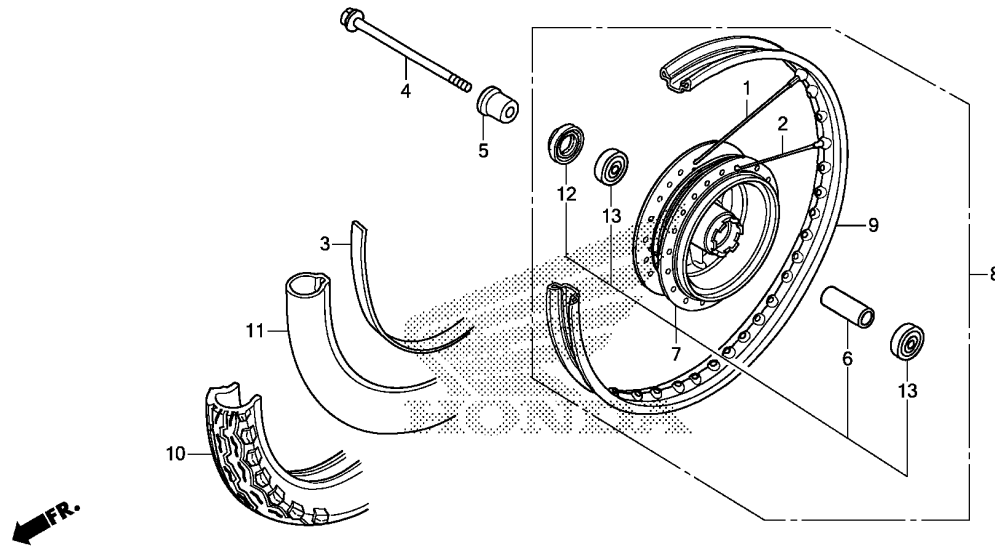


Ref. No.	L.O.N.	(Relative ref. Number) Description	F.R.T.
1	7111N1	SHOE(PAD) SET, BRAKE(A) :FRONT (13)	0.3
3	7101C3	GEAR, SPEEDOMETER	0.3
5	7111D0	PANEL, FRONT BRAKE	0.4
10	7111C3	ARM, BRAKE :FRONT	0.1

Ref. No.	Part No.	Description	Reqd. QTY			Serial No.	Parts catalogue code
			SP	1SP	2SP		
			H	H	H		
1	06430-KSY-900	SHOE SET, BRAKE(JB)	1	-	1	-----	3LA,LA
3	44806-KVR-C00	GEAR, SPEEDOMETER(22T)	1	-	1	-----	3LA,LA
4	44809-KRS-830	WASHER, SPEEDOMETER GEAR	1	-	1	-----	3LA,LA
5	45010-KVR-C00	PANEL SUB COMP., FR. BRAKE ..	1	-	1	-----	3LA,LA
6	45134-250-000	DUST SEAL, BRAKE CAM	1	-	1	-----	3LA,LA
7	45141-KVR-C00	CAM, FR. BRAKE	1	-	1	-----	3LA,LA
8	45145-KRF-B40	INDICATOR, FR. BRAKE	1	-	1	-----	3LA,LA
9	45151-GCC-000	SPRING, BRAKE SHOE(JB)(BLACK)	2	-	2	-----	3LA,LA
10	45410-KRS-830	ARM, FR. BRAKE	1	-	1	-----	3LA,LA
11	45435-121-010	SPRING, FR. BRAKE ARM RETURN	1	-	1	-----	3LA,LA
12	90306-KYA-601	NUT, FLANGE, 12MM(PT)	1	-	1	-----	3LA,LA
13	91251-GN5-901	DUST SEAL, 47X57X7 (ARAI)	1	-	1	-----	3LA,LA
	91251-KEV-901	OIL SEAL, 47X57X7	1	-	1	-----	3LA,LA
14	93700-05020-0A	SCREW, OVAL, 5X20	1	-	1	-----	3LA,LA
15	94050-06000	NUT, FLANGE, 6MM	1	-	1	-----	3LA,LA
16	95015-32001	JOINT B, BRAKE ARM	1	-	1	-----	3LA,LA
17	95015-42000	NUT B, BRAKE ROD ADJUSTING ..	1	-	1	-----	3LA,LA
18	95701-06028-00	BOLT, FLANGE, 6X28	1	-	1	-----	3LA,LA

F-14-10

FRONT WHEEL(AFS110SP-3LA/AFS1102SP)

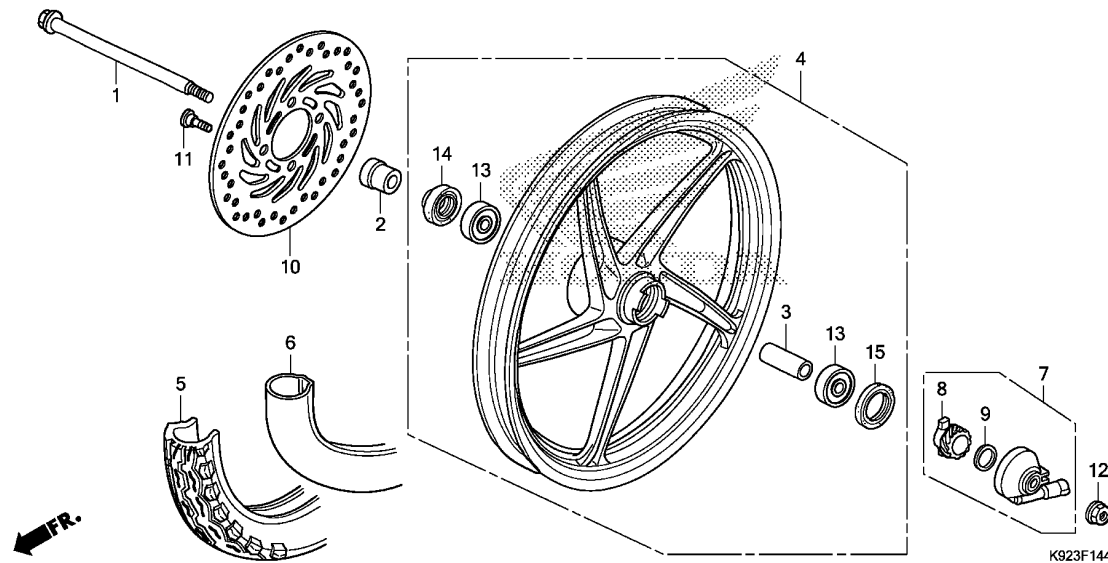


Ref. No.	L.O.N.	(Relative ref. Number) Description	F.R.T.
4		(12)	
710151		AXLE, FRONT WHEEL	0.2
7		(1,2)	
710103		HUB, FRONT WHEEL	2.3
8		7101D4 FRONT WHEEL	0.7
9		710109 RIM, WHEEL :FRONT	2.2
10		(3,11)	
7101J8		FRONT TIRE AND/OR TUBE(ONE) ..	0.7
13		710115 BEARING, FRONT WHEEL(ONE)	0.4
		710115G .Replace 1 bearing add	0.1

Ref. No.	Part No.	Description	Reqd. QTY			Serial No.	Parts catalogue code
			SP	1SP	2SP		
			H	H	H		
1	06440-GGN-J00	SPOKE SET A, 11X160	18	-	18	-----	3LA,LA
2	06441-GGN-J00	SPOKE SET A, 11X159	18	-	18	-----	3LA,LA
3	42713-K09-C01	FLAP, TIRE(YUANXING)	1	-	1	-----	3LA,LA
	42713-KWW-C12	FLAP, TIRE(HWA FONG)	1	-	1	-----	3LA,LA
	44713-KVR-C02	FLAP, TIRE(CHENG SHIN)	1	-	1	-----	3LA,LA
4	44301-KWW-640	AXLE, FR. WHEEL	1	-	1	-----	3LA,LA
5	44311-KZL-930	COLLAR, FR. WHEEL SIDE	1	-	1	-----	3LA,LA
6	44620-KRS-830	COLLAR, FR. AXLE DISTANCE ...	1	-	1	-----	3LA,LA
7	44635-K09-C00	HUB SUB ASSY., FR.	1	-	1	-----	3LA,LA
8	44650-K09-C00	WHEEL SUB ASSY., FR.	1	-	1	-----	3LA,LA
9	44701-KPH-C00	RIM, FR. WHEEL(17X1.40)	1	-	1	-----	3LA,LA
10	44711-K09-C01	TIRE, FR.(YUANXING)					
		(70/90-17 M/C 38P)	1	-	1	-----	3LA,LA
	44711-KWW-C01	TIRE, FR.(CHENG SHIN)					
		(70/90-17 M/C 38P)	1	-	1	-----	3LA,LA
	44711-KWW-C02	TIRE, FR.(HWA FONG)					
		(70/90-17 M/C 38P)	1	-	1	-----	3LA,LA
11	44712-K09-C01	TUBE, TIRE(YUANXING)					
		(70/90-17M/C)	1	-	1	-----	3LA,LA
	44712-KWW-C01	TUBE, TIRE(CHENG SHIN)					
		(70/90-17 M/C)	1	-	1	-----	3LA,LA
	44712-KWW-C02	TUBE, TIRE(HWA FONG)					
		(70/90-17 M/C)	1	-	1	-----	3LA,LA
12	90755-229-003	OIL SEAL, 21X37X7(ARAI)	1	-	1	-----	3LA,LA
13	91052-K09-C01	BEARING, RADIAL BALL, 6301UU	2	-	2	-----	3LA,LA
	91052-K09-C02	2	-	2	-----	3LA,LA

F-14-40

FRONT WHEEL(AFS110SP-2DK,DK,MX/AFS1101SP)

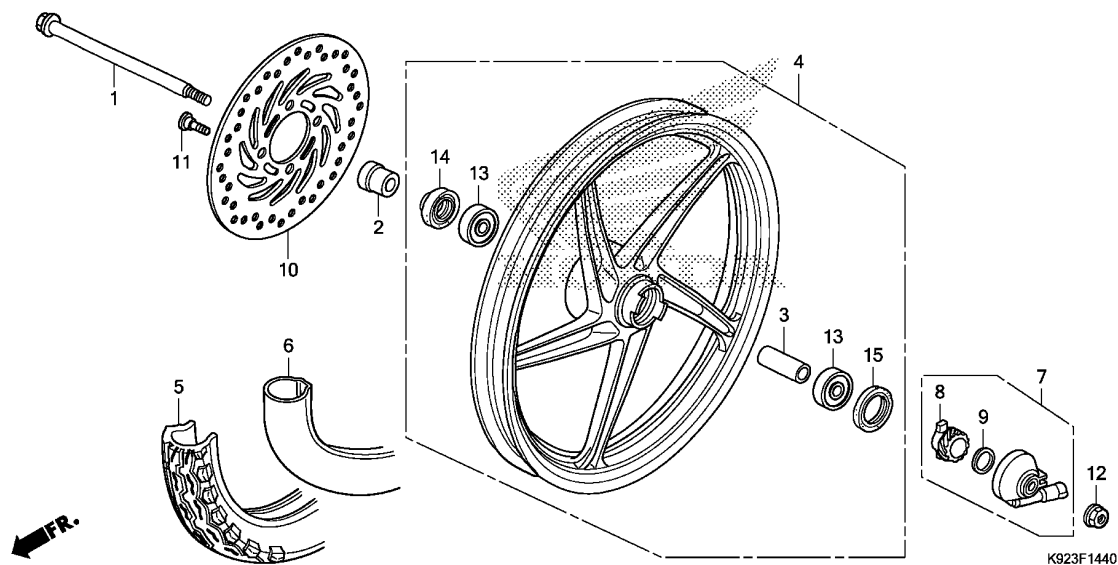


Ref. No.	L.O.N.	(Relative ref. Number) Description	F.R.T.
1		(14,15)	
1	710151	AXLE, FRONT WHEEL	0.2
4	7101G2	FRONT WHEEL(A)	0.8
5		(6)	
	7101J8	FRONT TIRE AND/OR TUBE(ONE) ..	0.7
7	710145	GEARBOX ASSY., SPEEDOMETER ...	0.2
10	711120	DISC, FRONT BRAKE	0.3
13	710115	BEARING, FRONT WHEEL(ONE)	0.4
	710115G	.Replace 1 bearing add	0.1

Ref. No.	Part No.	Description	Reqd. QTY			Serial No.	Parts catalogue code
			SP	1SP	2SP		
			H	H	H		
1	44301-KWW-640	AXLE, FR. WHEEL	1	1	-	-----	2DK,DK,LA,MX
2	44311-KPH-900	COLLAR, FR. WHEEL SIDE	1	1	-	-----	2DK,DK,LA,MX
3	44620-KPH-950	COLLAR, FR. AXLE DISTANCE ...	1	1	-	-----	2DK,DK,LA,MX
4	44650-K03-C40ZB	WHEEL SUB ASSY., FR. *NH303M*	1	1	-	-----	2DK,DK,LA,MX
5	44711-K03-C21	TIRE, FR.(CST) (70/90-17 M/C 38P)	1	1	-	-----	2DK,DK,LA,MX
	44711-K09-C01	TIRE, FR.(YUANXING) (70/90-17 M/C 38P)	1	1	-	-----	2DK,DK,LA,MX
	44711-K09-H11	TIRE, FR.(MBP) (70/90-17 M/C 38P)	1	1	-	-----	2DK,DK,LA,MX
6	44712-K09-C01	TUBE, TIRE(YUANXING) (70/90-17M/C)	1	1	-	-----	2DK,DK,LA,MX
	44712-K09-H11	TUBE, TIRE(MBP)(70/90-17M/C)	1	1	-	-----	2DK,DK,LA,MX
	44712-KWW-C01	TUBE, TIRE(CHENG SHIN) (70/90-17 M/C)	1	1	-	-----	2DK,DK,LA,MX
7	44800-KWW-C10	BOX ASSY., SPEEDOMETER GEAR	1	1	-	-----	2DK,DK,LA,MX
8	44806-KWW-C00	GEAR, SPEEDOMETER(19T)	1	1	-	-----	2DK,DK,LA,MX
9	45001-KWW-640	WASHER, SPEEDOMETER GEAR	1	1	-	-----	2DK,DK,LA,MX
10	45251-K92-D01	DISK, FR. BRAKE(ZHEJIANG) ...	1	1	-	-----	2DK,DK,LA,MX
	45251-KWB-601	DISK, FR. BRAKE(NHK)	1	1	-	-----	2DK,DK,LA,MX
	45251-KWB-602	DISK, FR. BRAKE(SUNSTAR)	1	1	-	-----	2DK,DK,LA,MX
	45251-KWB-921	DISK, FR. BRAKE(YUTAKA)	1	1	-	-----	2DK,DK,LA,MX
	45251-KWW-B11	DISK, FR. BRAKE(NISSIN)	1	1	-	-----	2DK,DK,LA,MX
11	90105-KGH-900	BOLT, BRAKE DISK, 8X24	4	4	-	-----	2DK,DK,LA,MX
12	90306-KYA-601	NUT, FLANGE, 12MM(PT)	1	1	-	-----	2DK,DK,LA,MX

F-14-40

FRONT WHEEL(AFS110SP-2DK,DK,MX/AFS1101SP)

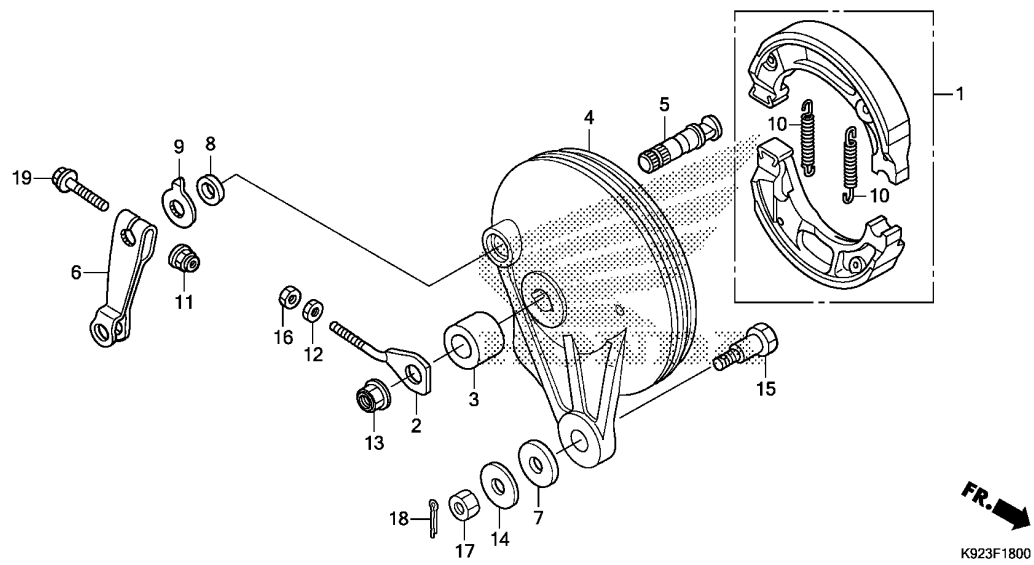


Ref. No.	Part No.	Description	Reqd. QTY			Serial No.	Parts catalogue code
			SP	1SP	2SP		
			H	H	H		
13	91051-K09-C01	BEARING, RADIAL BALL, 6201UU	2	2	-	-----	2DK,DK,LA,MX
	91051-K09-C02	2	2	-	-----	2DK,DK,LA,MX
	91051-KWW-C51	BEARING, RADIAL BALL, 6201(UU)	2	2	-	-----	2DK,DK,LA,MX
14	91251-KPH-901	DUST SEAL, 21X37X7 (ARAI)	1	1	-	-----	2DK,DK,LA,MX
	91251-KWW-C00	DUST SEAL, 21X37X7	1	1	-	-----	2DK,DK,LA,MX
15	91251-KWB-601	DUST SEAL, 42X54X7 (ARAI)	1	1	-	-----	2DK,DK,LA,MX
	91252-KWW-C10	DUST SEAL, 42X54X7	1	1	-	-----	2DK,DK,LA,MX

3

F-18

REAR BRAKE PANEL



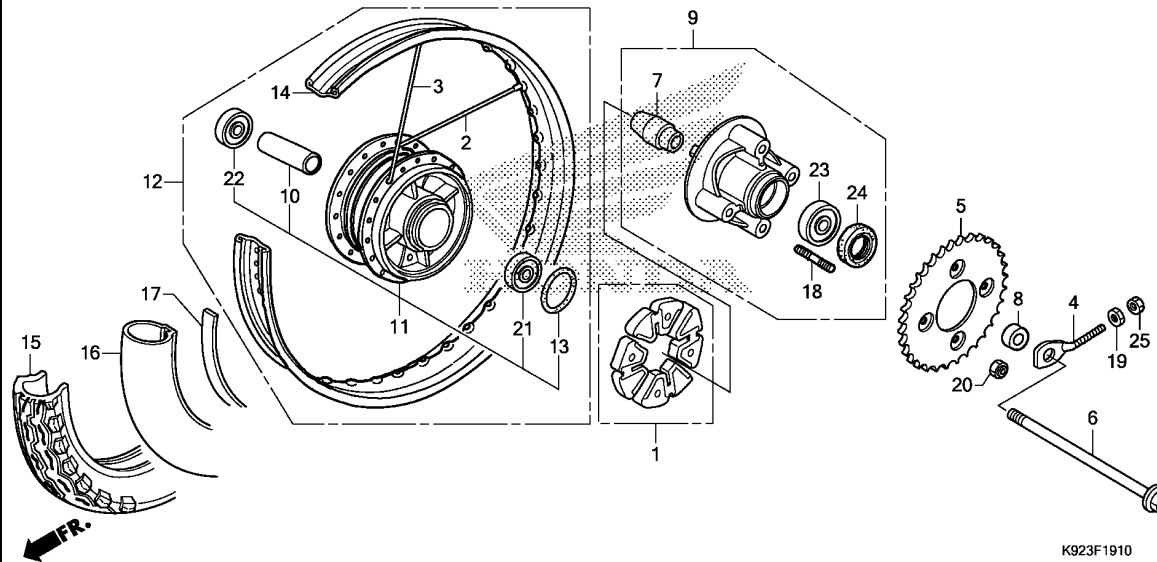
Ref. No.	L.O.N.	(Relative ref. Number) Description	F.R.T.
1	711140	SHOE(PAD) SET, BRAKE :REAR ... (5)	0.4
4	7111A9	PANEL, REAR BRAKE	0.5
6	7111C4	ARM, BRAKE :REAR	0.1

Ref. No.	Part No.	Description	Reqd. QTY			Serial No.	Parts catalogue code
			SP	1SP	2SP		
			H	H	H		
1	06430-KSY-900	SHOE SET, BRAKE(JB)	1	1	1		
2	40543-KWB-600	ADJUSTER, R. CHAIN	1	1	1		
3	42313-GBG-B20	COLLAR, RR. BRAKE PANEL SIDE	1	1	1		
4	43100-KWW-640ZD	PANEL COMP., RR. BRAKE *NH303M*	1	1	1		
	43100-KWW-640ZB	MAT AXIS GRAY METALLIC *NH364M*SHEEN SILVER METALLIC	1	1	-	-----	2DK,DK,LA,MX 3LA,LA
5	43141-KPH-C00	CAM, RR. BRAKE	1	1	1		
6	43410-KWW-C00	ARM, RR. BRAKE	1	1	1		
7	43434-ME1-670	RUBBER, STOPPER ARM	1	1	1		
8	45134-250-000	DUST SEAL, BRAKE CAM	1	1	1		
9	45145-KWW-C00	INDICATOR, FR. BRAKE (RR.)	1	1	1		
10	45151-GCC-000	SPRING, BRAKE SHOE(JB)(BLACK)	2	2	2		
11	90301-473-003	NUT, U, 6MM(FUSERASHI)	1	1	1		
	90301-KGH-901	NUT, U, 6MM(FUJI SEIMITSU) ..	1	1	1		
12	90302-KBP-900	NUT, SPECIAL, 6MM	1	1	1		
13	90306-KYA-601	NUT, FLANGE, 12MM(PT)	1	1	1		
14	90505-425-000	WASHER, 8MM	1	1	1		
15	92811-10000	BOLT A, BRAKE STOPPER	1	1	1		
16	94001-06000-0S	NUT, HEX., 6MM	1	1	1		
17	94001-08000-0S	NUT, HEX., 8MM	1	1	1		
18	94201-20150	PIN, SPLIT, 2.0X15	1	1	1		
19	95701-06035-00	BOLT, FLANGE, 6X35	1	1	1		



F-19-10

REAR WHEEL(AFS110SP-3LA/AFS1102SP)



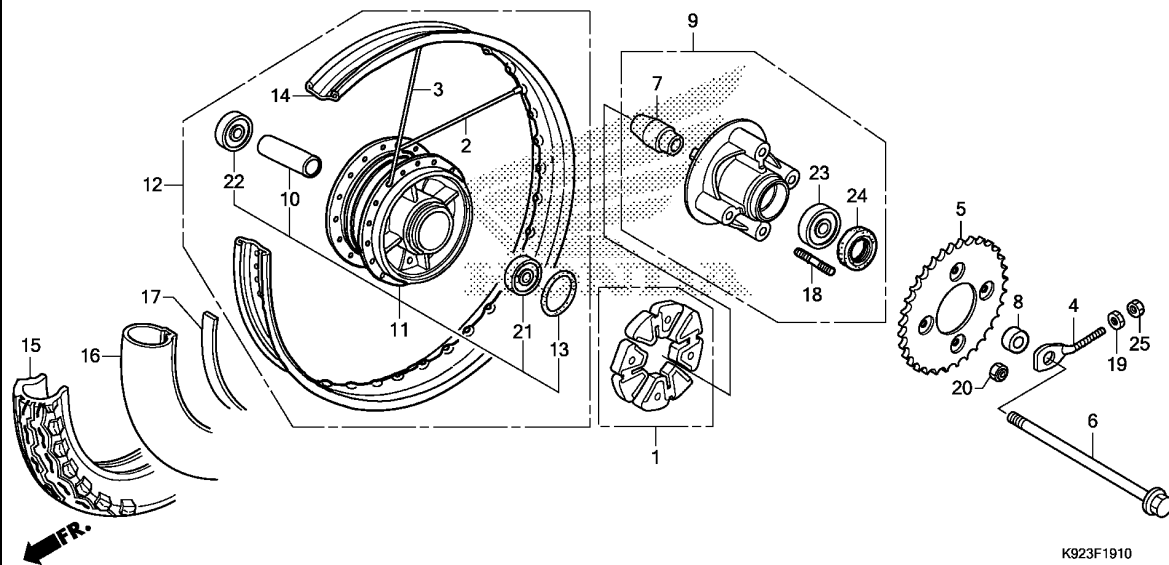
Ref. No.	L.O.N.	(Relative ref. Number) Description	F.R.T.
1		(13)	
710157		DAMPER, REAR WHEEL	0.3
5	7101A0	SPROCKET, FINAL DRIVEN	0.4
6		(24)	
710160		AXLE, REAR WHEEL	0.3
9	7101A5	FLANGE ASSY., FINAL DRIVEN ...	0.4
11		(2,3)	
710121		HUB, REAR WHEEL	2.4
12	710118	REAR WHEEL	0.8
14	710127	RIM, WHEEL :REAR	2.3
15		(16,17)	
7101J9		REAR TIRE AND/OR TUBE(ONE) ...	0.8
21		(22)	
710133		BEARING, REAR WHEEL(ONE)	0.5
710133G		.Replace 1 bearing add	0.1
23	7101D1	BEARING, FINAL DRIVEN FLANGE ..	0.5

Ref. No.	Part No.	Description	Reqd. QTY			Serial No.	Parts catalogue code
			SP	AFS110 1SP	2SP		
			H	H	H		
1	06410-KWB-600	DAMPER SET, WHEEL	1	-	1	-----	3LA,LA
2	06420-KZV-J00	SPOKE SET A, 10X159.0	18	-	18	-----	3LA,LA
3	06421-KZV-J00	SPOKE SET A, 10X158.5	18	-	18	-----	3LA,LA
4	40543-KWB-600	ADJUSTER, R. CHAIN	1	-	1	-----	3LA,LA
5	41201-K92-A00	SPROCKET, FINAL DRIVEN(37T) ..	1	-	1	-----	3LA,LA
6	42301-KWW-640	AXLE, RR. WHEEL	1	-	1	-----	3LA,LA
7	42303-KWB-600	SLEEVE, RR. WHEEL	1	-	1	-----	3LA,LA
8	42304-KFM-900	COLLAR, RR. WHEEL SIDE	1	-	1	-----	3LA,LA
9	42615-K09-C00	FLANGE SUB ASSY., FINAL DRIVEN	1	-	1	-----	3LA,LA
10	42620-KRS-830	COLLAR, RR. AXLE DISTANCE ...	1	-	1	-----	3LA,LA
11	42635-K09-C00	HUB SUB ASSY., RR.	1	-	1	-----	3LA,LA
12	42650-K09-C00	WHEEL SUB ASSY., RR.	1	-	1	-----	3LA,LA
13	42653-001-004	O-RING, 40.5X3 (NIPPON DUST KEEPER)	1	-	1	-----	3LA,LA
14	42701-KPH-C00	RIM, RR. WHEEL(17X1.60)	1	-	1	-----	3LA,LA
15	42711-K09-C01	TIRE, RR.(YUANXING) (80/90-17 M/C 50P)	1	-	1	-----	3LA,LA
	42711-KWW-C01	TIRE, RR.(CHENG SHIN) (80/90-17 M/C 50P)	1	-	1	-----	3LA,LA
	42711-KWW-C02	TIRE, RR.(HWA FONG) (80/90-17 M/C 50P)	1	-	1	-----	3LA,LA
16	42712-K09-C01	TUBE, TIRE(YUANXING) (80/90-17 M/C)	1	-	1	-----	3LA,LA

3

F-19-10

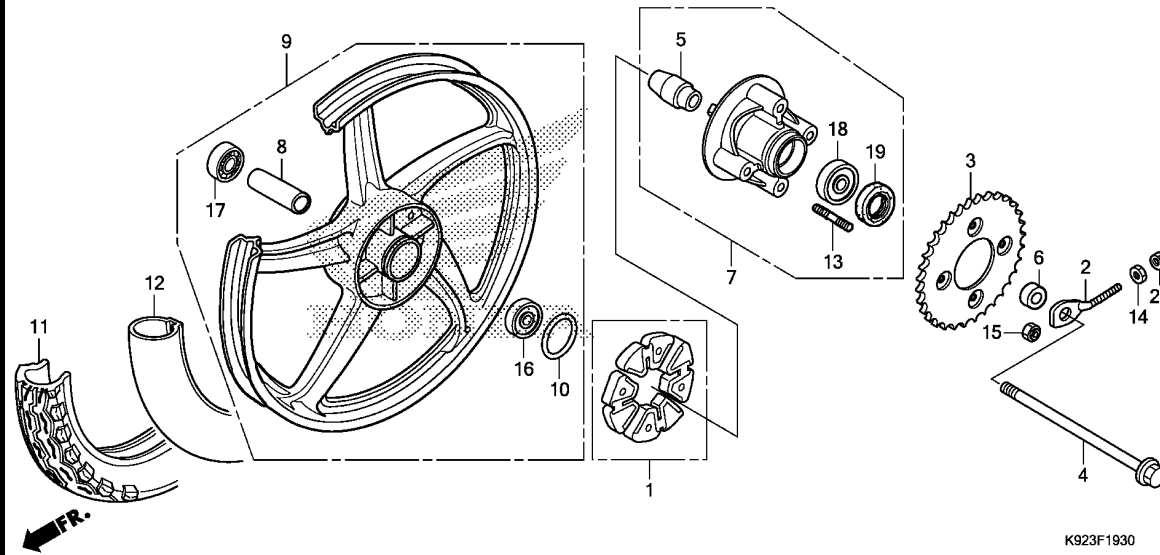
REAR WHEEL(AFS110SP-3LA/AFS1102SP)



Ref. No.	Part No.	Description	Reqd. QTY			Serial No.	Parts catalogue code
			SP	1SP	2SP		
			H	H	H		
16)	42712-KWW-C01	TUBE, TIRE(CHENG SHIN) (80/90-17 M/C)	1	-	1	-----	3LA,LA
	42712-KWW-C02	TUBE, TIRE(HWA FONG) (80/90-17 M/C)	1	-	1	-----	3LA,LA
17	42713-K09-C01	FLAP, TIRE(YUANXING)	1	-	1	-----	3LA,LA
	42713-KVR-C02	FLAP, TIRE(CHENG SHIN)	1	-	1	-----	3LA,LA
	42713-KWW-C12	FLAP, TIRE(HWA FONG)	1	-	1	-----	3LA,LA
18	90128-KWB-600	BOLT, STUD, 8X18	4	-	4	-----	3LA,LA
19	90302-KBP-900	NUT, SPECIAL, 6MM	1	-	1	-----	3LA,LA
20	90303-KWW-C00	NUT, FLANGE SPECIAL, 8MM	4	-	4	-----	3LA,LA
	90309-KPH-971	NUT, U, 8MM(FUJI SEIMITSU)	4	-	4	-----	3LA,LA
21	91051-K09-C01	BEARING, RADIAL BALL, 6201UU	1	-	1	-----	3LA,LA
	91051-K09-C02	BEARING, RADIAL BALL, 6201UU	1	-	1	-----	3LA,LA
22	91052-K09-C01	BEARING, RADIAL BALL, 6301UU	1	-	1	-----	3LA,LA
	91052-K09-C02	BEARING, RADIAL BALL, 6301UU	1	-	1	-----	3LA,LA
23	91053-K09-C01	BEARING, RADIAL BALL, 6203UU	1	-	1	-----	3LA,LA
	91053-K09-C02	BEARING, RADIAL BALL, 6203UU	1	-	1	-----	3LA,LA
24	91251-KGH-901	DUST SEAL, 27X40X4.5(ARAI)	1	-	1	-----	3LA,LA
	91251-KGH-902	DUST SEAL, 27X40X4.5(NOK)	1	-	1	-----	3LA,LA
	91251-KPH-881	DUST SEAL, 27X40X4.5(ARAI)	1	-	1	-----	3LA,LA
	91253-KWW-C00	DUST SEAL, 27X40X4.5	1	-	1	-----	3LA,LA
25	94001-06000-0S	NUT, HEX., 6MM	1	-	1	-----	3LA,LA

F-19-30

REAR WHEEL(AFS110SP-2DK,DK,MX/AFS1101SP)



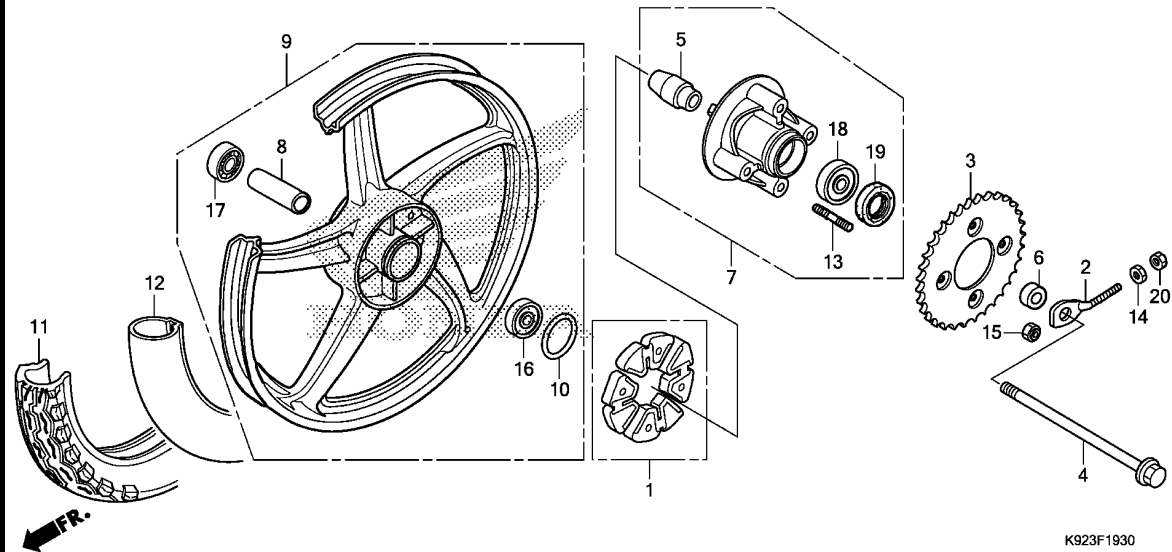
Ref. No.	L.O.N.	(Relative ref. Number) Description	F.R.T.
1		(10)	
1	710157	DAMPER, REAR WHEEL	0.3
3	7101A0	SPROCKET, FINAL DRIVEN	0.4
4		(19)	
7	710160	AXLE, REAR WHEEL	0.3
7	7101A5	FLANGE ASSY., FINAL DRIVEN ...	0.4
9	710118	REAR WHEEL	0.8
11		(12)	
11	7101J9	REAR TIRE AND/OR TUBE(ONE) ...	0.8
16		(17)	
16	710133	BEARING, REAR WHEEL(ONE)	0.5
	710133G	.Replace 1 bearing add	0.1
18	7101D1	BEARING, FINAL DRIVEN FLANGE ..	0.5

3

Ref. No.	Part No.	Description	Reqd. QTY			Serial No.	Parts catalogue code
			SP	1SP	2SP		
			H	H	H		
1	06410-KWB-600	DAMPER SET, WHEEL	1	1	-	-----	2DK,DK,LA,MX
2	40543-KWB-600	ADJUSTER, R. CHAIN				-----	2DK,DK,LA,MX
		(L. SIDE)	1	1	-	-----	2DK,DK,LA,MX
3	41201-K92-A00	SPROCKET, FINAL DRIVEN(37T) ..	1	1	-	-----	2DK,DK,LA,MX
4	42301-KWW-640	AXLE, RR. WHEEL	1	1	-	-----	2DK,DK,LA,MX
5	42303-KWB-600	SLEEVE, RR. WHEEL	1	1	-	-----	2DK,DK,LA,MX
6	42304-KFM-900	COLLAR, RR. WHEEL SIDE	1	1	-	-----	2DK,DK,LA,MX
7	42615-K03-C20	FLANGE SUB ASSY., FINAL DRIVEN	1	1	-	-----	2DK,DK,LA,MX
8	42620-KRS-830	COLLAR, RR. AXLE DISTANCE ...	1	1	-	-----	2DK,DK,LA,MX
9	42650-K03-C20ZB	WHEEL SUB ASSY., RR.				-----	2DK,DK,LA,MX
		NH303M				-----	2DK,DK,LA,MX
		MAT AXIS GRAY METALLIC	1	1	-	-----	2DK,DK,LA,MX
10	42653-001-004	O-RING, 40.5X3				-----	2DK,DK,LA,MX
		(NIPPON DUST KEEPER)	1	1	-	-----	2DK,DK,LA,MX
11	42711-K09-C01	TIRE, RR.(YUANXING)				-----	2DK,DK,LA,MX
		(80/90-17 M/C 50P)	1	1	-	-----	2DK,DK,LA,MX
	42711-KWW-C01	TIRE, RR.(CHENG SHIN)				-----	2DK,DK,LA,MX
		(80/90-17 M/C 50P)	1	1	-	-----	2DK,DK,LA,MX
	42711-KWW-C02	TIRE, RR.(HWA FONG)				-----	2DK,DK,LA,MX
		(80/90-17 M/C 50P)	1	1	-	-----	2DK,DK,LA,MX
12	42712-K09-C01	TUBE, TIRE(YUANXING)				-----	2DK,DK,LA,MX
		(80/90-17 M/C)	1	1	-	-----	2DK,DK,LA,MX
	42712-KWW-C01	TUBE, TIRE(CHENG SHIN)				-----	2DK,DK,LA,MX
		(80/90-17 M/C)	1	1	-	-----	2DK,DK,LA,MX
	42712-KWW-C02	TUBE, TIRE(HWA FONG)				-----	2DK,DK,LA,MX
		(80/90-17 M/C)	1	1	-	-----	2DK,DK,LA,MX
13	90128-KWB-600	BOLT, STUD, 8X18	4	4	-	-----	2DK,DK,LA,MX

F-19-30

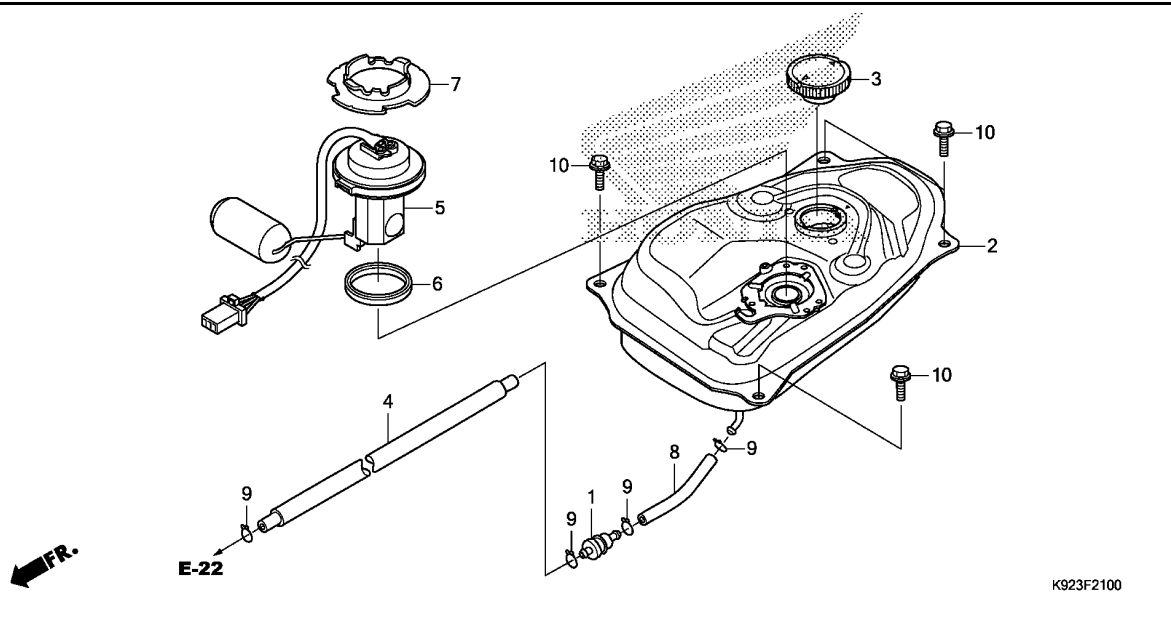
REAR WHEEL(AFS110SP-2DK,DK,MX/AFS1101SP)



Ref. No.	Part No.	Description	Reqd. QTY			Serial No.	Parts catalogue code
			SP	1SP	2SP		
			AFS110				
			H	H	H		
14	90302-KBP-900	NUT, SPECIAL, 6MM	1	1	-	-----	2DK,DK,LA,MX
15	90303-KWW-C00	NUT, FLANGE SPECIAL, 8MM	4	4	-	-----	2DK,DK,LA,MX
	90309-KPH-971	NUT, U, 8MM(FUJI SEIMITSU) ..	4	4	-	-----	2DK,DK,LA,MX
16	91051-K09-C01	BEARING, RADIAL BALL, 6201UU	1	1	-	-----	2DK,DK,LA,MX
	91051-K09-C02	1	1	-	-----	2DK,DK,LA,MX
	91052-KVG-B01	BEARING, RADIAL BALL, 6201U (NSK)	1	1	-	-----	2DK,DK,LA,MX
	91052-KWB-601	BEARING, RADIAL BALL, 6201U (NTN)	1	1	-	-----	2DK,DK,LA,MX
17	91052-K09-C01	BEARING, RADIAL BALL, 6301UU	1	1	-	-----	2DK,DK,LA,MX
	91052-K09-C02	1	1	-	-----	2DK,DK,LA,MX
	91053-KWB-601	BEARING, RADIAL BALL, 6301U (NTN)	1	1	-	-----	2DK,DK,LA,MX
	91053-KWW-641	BEARING, RADIAL BALL, 6301U (NSK)	1	1	-	-----	2DK,DK,LA,MX
18	91051-KWF-901	BEARING, RADIAL BALL, 6203UU (NSK)	1	1	-	-----	2DK,DK,LA,MX
	91053-K09-C01	BEARING, RADIAL BALL, 6203UU	1	1	-	-----	2DK,DK,LA,MX
	91053-K09-C02	1	1	-	-----	2DK,DK,LA,MX
	91053-MV1-003	BEARING, RADIAL BALL, 6203UU (NTN)	1	1	-	-----	2DK,DK,LA,MX
19	91251-KGH-901	DUST SEAL, 27X40X4.5(ARAI) ..	1	1	-	-----	2DK,DK,LA,MX
	91251-KGH-902	DUST SEAL, 27X40X4.5(NOK) ...	1	1	-	-----	2DK,DK,LA,MX
	91251-KPH-881	DUST SEAL, 27X40X4.5(ARAI) ..	1	1	-	-----	2DK,DK,LA,MX
	91253-KWW-C00	DUST SEAL, 27X40X4.5	1	1	-	-----	2DK,DK,LA,MX
20	94001-06000-0S	NUT, HEX., 6MM	1	1	-	-----	2DK,DK,LA,MX

F-21

FUEL TANK



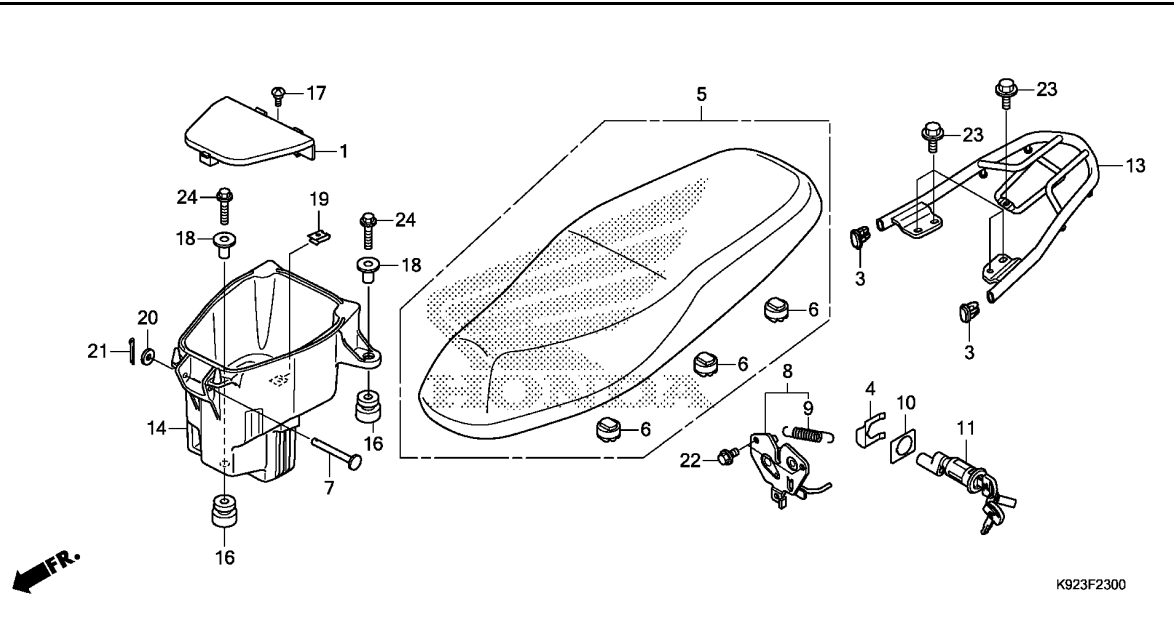
Ref. No.	L.O.N.	(Relative ref. Number) Description	F.R.T.
1	310160	STRAINER, FUEL	0.4
2	310100	TANK, FUEL	0.6
4	3101B5	TUBE, FUEL	0.6
5		(6)	
	617105	FUEL TANK SENDING UNIT	0.5

3

Ref. No.	Part No.	Description	Reqd. QTY			Serial No.	Parts catalogue code
			SP	1SP	2SP		
			H	H	H		
1	16910-KRS-830	STRAINER COMP., FUEL	1	1	1		
2	17510-K09-D00	TANK COMP., FUEL	1	1	1		
3	17620-KRS-T40	CAP COMP., FUEL FILLER	1	1	1		
4	17630-K09-C00	TUBE, FUEL, 5.3X600	1	1	1		
5	37800-K92-A01	FUEL UNIT	1	1	1		
6	37801-GA7-700	PACKING, BASE	1	1	1		
7	37802-GA7-700	RETAINER, FUEL UNIT	1	1	1		
8	95001-55040-40	TUBE, FUEL, 5.3X40					
		(95001-55001-60M)	1	1	1		
9	95002-02100	CLIP, TUBE(B10)	4	4	4		
10	95701-06012-08	BOLT, FLANGE, 6X12	4	4	4		

F-23

SEAT/LUGGAGE BOX



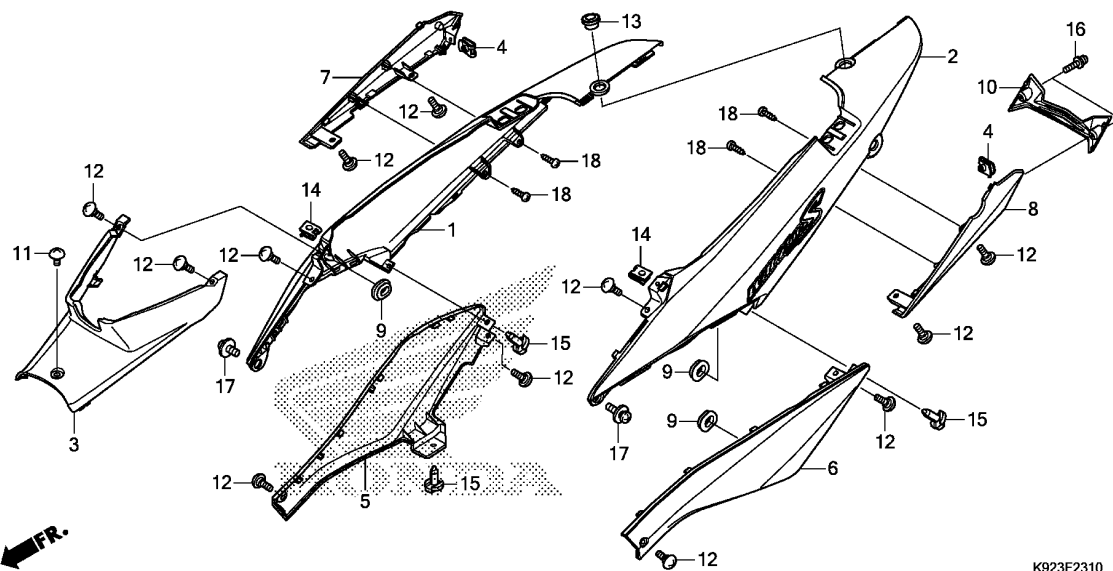
Ref. No.	L.O.N.	(Relative ref. Number) Description	F.R.T.
5	4131E4	SEAT :DOUBLE	0.1
8	4131E8	CATCH, SEAT :REAR SIDE	0.7
11	4131F2	KEY, SEAT LOCK	0.5
13	410165	CARRIER, LUGGAGE	0.1
14	412102	BOX, LUGGAGE	0.5

Ref. No.	Part No.	Description	Reqd. QTY			Serial No.	Parts catalogue code
			SP	1SP	2SP		
			AFS110				
			H	H	H		
1	50381-K09-C00	COVER, BATTERY	1	1	1		
3	50401-KWW-660	CAP, RR. GRAB RAIL	2	2	2		
4	75581-KWW-C00	SPRING, LOCK KEY SETTING	1	1	1		
5	77200-K92-A00	SEAT ASSY., DOUBLE	1	1	1		
6	77214-KWW-C00	RUBBER, SEAT SETTING	6	6	6		
7	77215-K09-C00	PIN, SEAT HINGE	1	1	1		
8	77230-K09-C00	CATCH COMP., SEAT	1	1	1		
9	77234-GN2-000	SPRING, SEAT LOCK	1	1	1		
10	77236-GW0-000	WASHER, SEAT LOCK	1	1	1		
11	77239-KVR-C00	KEY, SEAT LOCK	1	1	1		
13	81210-K92-A00	CARRIER, RR.	1	1	1		
14	81250-K09-C00	BOX, LUGGAGE	1	1	1		
16	81253-KPH-900	RUBBER, LUGGAGE BOX MOUNTING	3	3	3		
17	90115-KW7-900	SCREW, VISOR SPECIAL SETTING	1	1	1		
18	90502-KWW-C00	COLLAR, 6.2X20	3	3	3		
19	90677-KWW-C00	NUT, CLIP, 5MM	1	1	1		
20	94101-08000	WASHER, PLAIN, 8MM	1	1	1		
21	94201-16180	PIN, SPLIT, 1.6X18	1	1	1		
22	95701-06012-08	BOLT, FLANGE, 6X12	2	2	2		
23	95701-08014-07	BOLT, FLANGE, 8X14	5	5	5		
24	96001-06030-00	BOLT, FLANGE, 6X30	3	3	3		



F-23-10

BODY COVER



Ref. No.	L.O.N.	(Relative ref. Number) Description	F.R.T.
1	4131J0	COVER, BODY :RIGHT	0.5
2	4131H9	COVER, BODY :LEFT	0.5
	4131J1	COVER, BODY :BOTH	0.6
3	4131R6	COVER, BODY :CENTER	0.1
5	4131J4	COVER, BODY SIDE :RIGHT	0.1
6	4131J3	COVER, BODY SIDE :LEFT	0.1
	4131L6	COVER, BODY SIDE :BOTH	0.2
7	6161P2	COVER, TAILLIGHT :RIGHT	0.5
8	6161P1	COVER, TAILLIGHT :LEFT	0.5
	6161S5	COVER, TAILLIGHT :BOTH	0.5
10	6161G8	COVER, TAILLIGHT	0.1

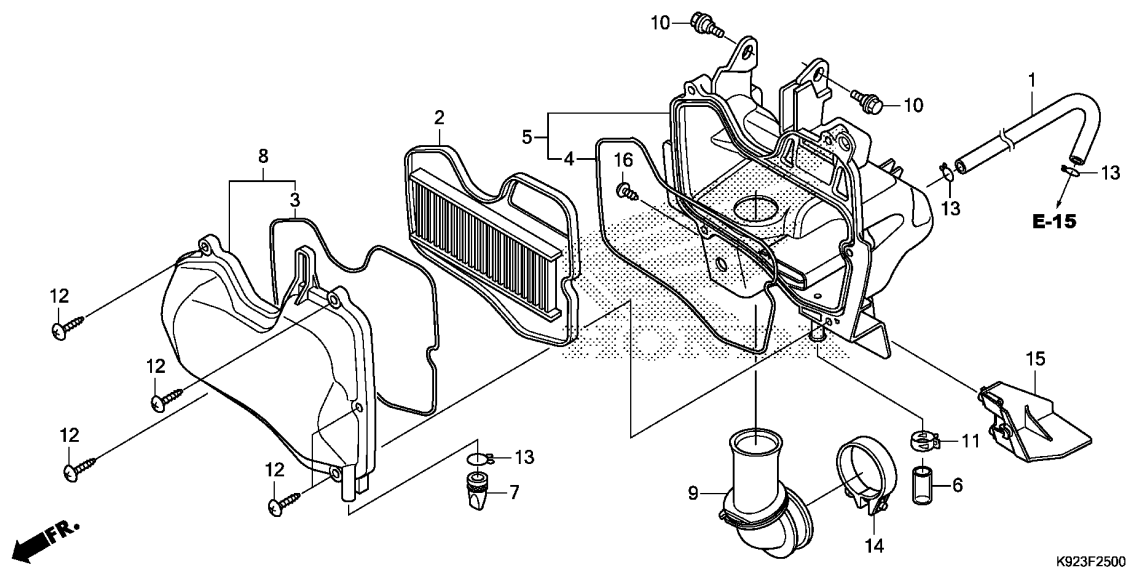
K923F2310

3

Ref. No.	Part No.	Description	Reqd. QTY			Serial No.	Parts catalogue code
			SP	1SP	2SP		
			H	H	H		
1	62000-K92-A00ZA	COVER SET, R. BODY(WL)					
		TYPE3	1	1	1		
	62000-K92-A00ZB	*TYPE2*	1	1	1		
	62000-K92-A00ZC	*TYPE1*	1	1	1		
2	63000-K92-A00ZA	COVER SET, L. BODY(WL)					
		TYPE3	1	1	1		
	63000-K92-A00ZB	*TYPE2*	1	1	1		
	63000-K92-A00ZC	*TYPE1*	1	1	1		
3	64350-K92-A00	COVER, CENTER	1	1	1		
4	64521-MN5-000	NUT, CLIP, 4MM	2	2	2		
5	64562-K92-A00	COVER, R. RR. BODY LOWER	1	1	1		
6	64572-K92-A00	COVER, L. RR. BODY LOWER	1	1	1		
7	83501-K92-A00	COVER, R. TAILLIGHT	1	1	1		
8	83502-K92-A00	COVER, L. TAILLIGHT	1	1	1		
9	83551-GE2-000	GROMMET, AIR CLEANER CASE	3	3	3		
10	83751-K92-A00	COVER, TAILLIGHT(RR.)	1	1	1		
11	90107-KGH-600	SCREW, 6X12	1	1	1		
12	90115-KW7-900	SCREW, VISOR SPECIAL SETTING	12	12	12		
13	90501-K09-C00	RUBBER, CARRIER MOUNTING	1	1	1		
14	90677-KWW-C00	NUT, CLIP, 5MM	2	2	2		
15	90683-GAZ-930	CLIP, TRIM	3	3	3		
16	93891-04012-07	SCREW-WASHER, 4X12	2	2	2		
17	93894-06016-08	SCREW-WASHER, 6X16	2	2	2		
18	93903-34320	SCREW, TAPPING, 4X12	4	4	4		

F-25

AIR CLEANER



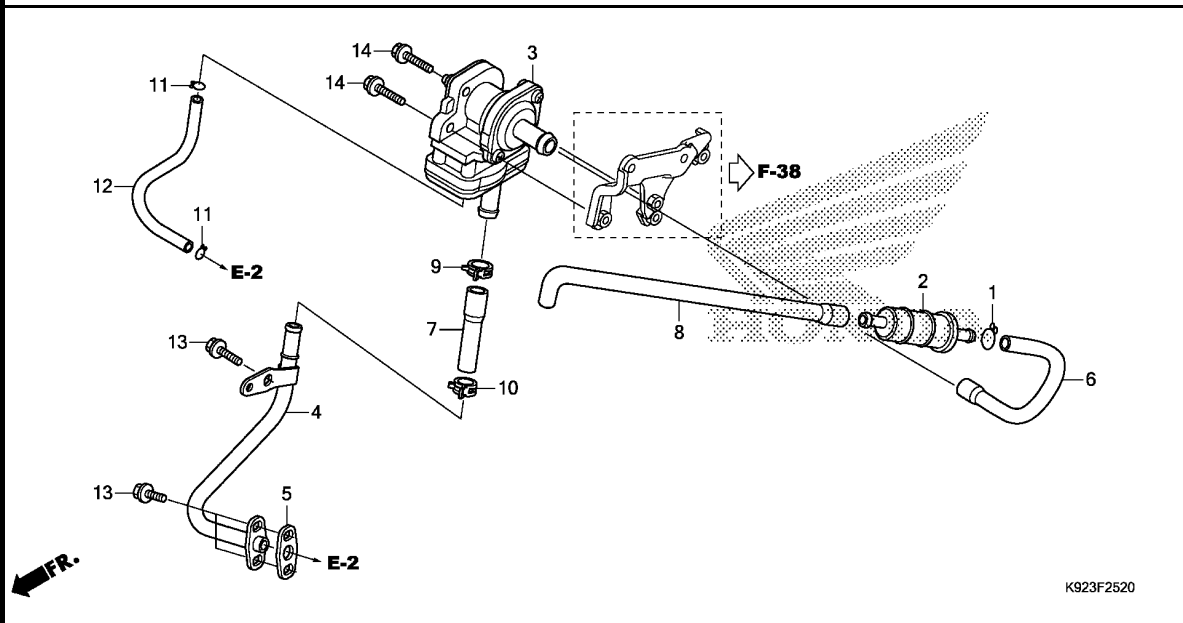
Ref. No.	L.O.N.	(Relative ref. Number) Description	F.R.T.
2		(3,4)	
2	312105	ELEMENT, AIR CLEANER	0.2
5	3121A5	CASE, AIR CLEANER	0.7
8	312102	COVER, AIR CLEANER CASE	0.2
9	3121B6	TUBE, AIR CLEANER CONNECTING ..	0.7

Ref. No.	Part No.	Description	Reqd. QTY			Serial No.	Parts catalogue code
			SP	1SP	2SP		
			H	H	H		
1	15761-K09-C00	HOSE, BREATHER	1	1	1		
2	17210-K03-C00	ELEMENT COMP., AIR CLEANER ..	1	1	1		
3	17213-KWB-600	SEAL, AIR CLEANER COVER	1	1	1		
4	17214-KWB-920	SEAL, AIR CLEANER CASE	1	1	1		
5	17225-K09-C00	CASE SUB ASSY., AIR CLEANER ..	1	1	1		
6	17227-KYY-900	TUBE, VINYL, 11X15X40	1	1	1		
7	17234-KCW-871	TUBE, AIR CLEANER DRAIN	1	1	1		
8	17235-K09-C00	COVER SUB ASSY., AIR CLEANER	1	1	1		
9	17253-K09-C00	TUBE, AIR CLEANER CONNECTING	1	1	1		
10	90116-KVB-900	BOLT, FLANGE, 6MM	2	2	2		
11	91406-KVX-600	CLAMP, TUBE(D14.5)	1	1	1		
12	93903-25510	SCREW, TAPPING, 5X25	5	5	5		
13	95002-80000	CLIP, TUBE(C12)	3	3	3		
14	95018-42250	BAND, AIR CLEANER CONNECTING					
		TUBE(42)	1	1	1		
15	17254-K09-L00	GUARD, CARBURETOR	-	1	1		
16	93903-25380	SCREW, TAPPING, 5X16	-	1	1		



F-25-20

AIR SUCTION VALVE



Ref. No.	L.O.N.	(Relative ref. Number) Description	F.R.T.
2	3141B4	FILTER, SECONDARY AIR SUPPLY	0.4
3	314130	VALVE, SECONDARY AIR CONTROL (5)	0.5
4	3111D1	PIPE, SECONDARY AIR (6)	0.4
8	3111D2	TUBE, SECONDARY AIR CONTROL VALVE	0.4

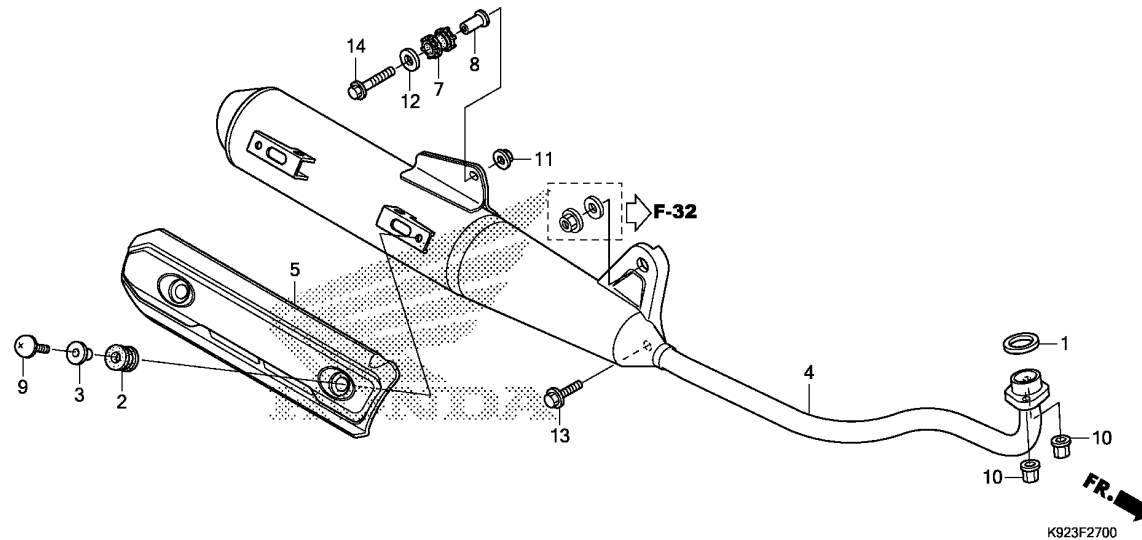
K923F2520

3

Ref. No.	Part No.	Description	Reqd. QTY			Serial No.	Parts catalogue code
			SP	1SP	2SP		
			H	H	H		
1	15771-KV6-000	CLIP, OIL DRAIN TUBE	1	-	-	-----	2DK,3LA,MX
2	17260-KRS-T00	FILTER COMP., AIR	1	-	-	-----	2DK,3LA,MX
3	18600-K09-C01	VALVE ASSY., AIR SUCTION	1	-	-	-----	2DK,3LA
	18600-K09-M01		1	-	-	-----	MX
4	18640-K09-C00	PIPE COMP., AIR FEED	1	-	-	-----	2DK,3LA,MX
5	18645-KPH-C00	GASKET, AIR FEED PIPE	1	-	-	-----	2DK,3LA,MX
6	18652-KWW-A80	TUBE A, AIR INJECTION CONTROL VALVE	1	-	-	-----	2DK,3LA,MX
7	18653-KWB-920	TUBE B, AIR INTAKE	1	-	-	-----	2DK,3LA,MX
8	18654-KWW-A80	TUBE C, AIR SUCTION VALVE	1	-	-	-----	2DK,3LA,MX
9	19509-KPH-900	CLAMP, TUBE(D19)	1	-	-	-----	2DK,3LA,MX
10	90678-MN5-000	CLIP, FUEL HOSE	1	-	-	-----	2DK,3LA,MX
11	95002-02070	CLIP, TUBE(B7)	2	-	-	-----	2DK,3LA,MX
12	95005-35110-20	TUBE, 3.5X110(95005-35001-20M)	1	-	-	-----	2DK,3LA,MX
13	96001-06016-00	BOLT, FLANGE, 6X16	3	-	-	-----	2DK,3LA,MX
14	96001-06018-00	BOLT, FLANGE, 6X18	2	-	-	-----	2DK,3LA,MX

F-27

EXHAUST MUFFLER(1)

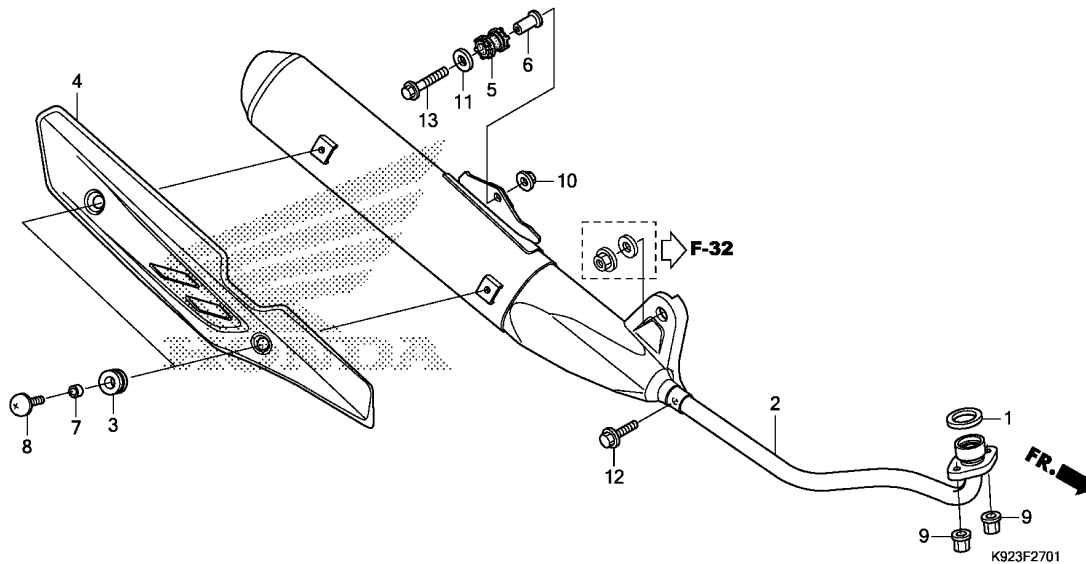


Ref. No.	L.O.N.	(Relative ref. Number) Description	F.R.T.
1	3131B4	GASKET, EXHAUST PIPE	0.2
4	313120	MUFFLER	0.2
5	4111X4	COVER, MUFFLER	0.1

Ref. No.	Part No.	Description	Reqd. QTY			Serial No.	Parts catalogue code
			SP	1SP	2SP		
			H	H	H		
1	18291-KVR-C00	GASKET, EX. PIPE	1	-	-	-----	2DK,3LA
2	18293-KSB-900	RUBBER, PROTECTOR PACKING ...	2	-	-	-----	2DK,3LA
3	18316-KVB-900	COLLAR, MUFFLER PROTECTOR ...	2	-	-	-----	2DK,3LA
4	18350-K92-D10	MUFFLER COMP., EX.	1	-	-	-----	2DK,3LA
5	18355-K09-C00	COVER, MUFFLER	1	-	-	-----	2DK,3LA
7	18421-KBA-900	RUBBER, MUFFLER MOUNTING	1	-	-	-----	2DK,3LA
8	18422-KBA-900	COLLAR, MUFFLER MOUNTING	1	-	-	-----	2DK,3LA
9	90107-KBP-900	BOLT, COWL SETTING	2	-	-	-----	2DK,3LA
10	90301-KWB-600	NUT, FLANGE, 8MM	2	-	-	-----	2DK,3LA
11	94050-08000	NUT, FLANGE, 8MM	1	-	-	-----	2DK,3LA
12	94103-08000	WASHER, PLAIN, 8MM	1	-	-	-----	2DK,3LA
13	95701-08014-00	BOLT, FLANGE, 8X14	1	-	-	-----	2DK,3LA
14	95701-08045-00	BOLT, FLANGE, 8X45	1	-	-	-----	2DK,3LA

F-27-1

EXHAUST MUFFLER(2)



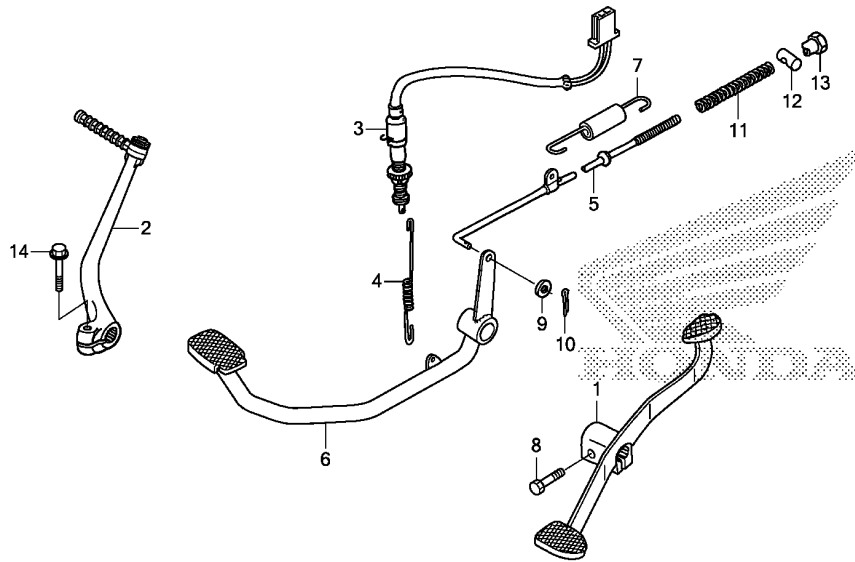
Ref. No.	L.O.N.	(Relative ref. Number) Description	F.R.T.
1	3131B4	GASKET, EXHAUST PIPE	0.2
2	313120	MUFFLER	0.2
4	4111X4	COVER, MUFFLER	0.1

3

Ref. No.	Part No.	Description	Reqd. QTY			Serial No.	Parts catalogue code
			SP	1SP	2SP		
			H	H	H		
1	18291-KVR-C00	GASKET, EX. PIPE	1	1	1	-----	DK,LA,MX
2	18300-K92-A00	MUFFLER COMP., EX.	1	1	1	-----	DK,LA,MX
3	18345-MBT-610	RUBBER, PROTECTOR MOUNTING ..	2	2	2	-----	DK,LA,MX
4	18355-K92-A00	COVER, MUFFLER	1	1	1	-----	DK,LA,MX
5	18421-KBA-900	RUBBER, MUFFLER MOUNTING	1	1	1	-----	DK,LA,MX
6	18422-KBA-900	COLLAR, MUFFLER MOUNTING	1	1	1	-----	DK,LA,MX
7	33619-459-840	COLLAR, WINKER STAY	2	2	2	-----	DK,LA,MX
8	90107-KVV-900	BOLT, BODY COVER SETTING	2	2	2	-----	DK,LA,MX
9	90301-KWB-600	NUT, FLANGE, 8MM	2	2	2	-----	DK,LA,MX
10	94050-08000	NUT, FLANGE, 8MM	1	1	1	-----	DK,LA,MX
11	94103-08000	WASHER, PLAIN, 8MM	1	1	1	-----	DK,LA,MX
12	95701-08014-00	BOLT, FLANGE, 8X14	1	1	1	-----	DK,LA,MX
13	95701-08045-00	BOLT, FLANGE, 8X45	1	1	1	-----	DK,LA,MX

F-29

PEDAL



← R.F.R.

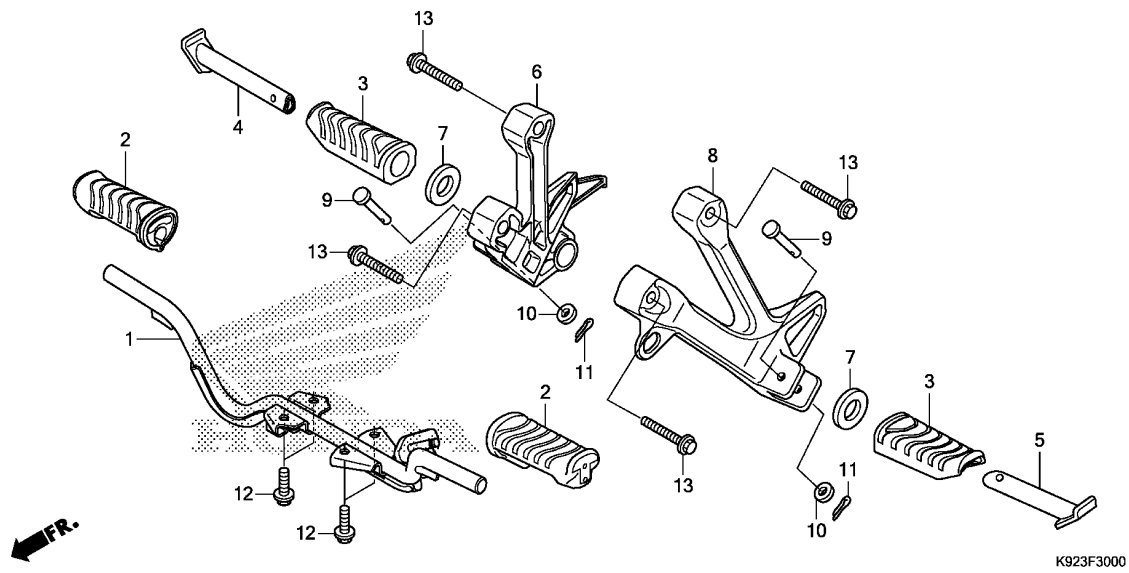
K923F2900

Ref. No.	L.O.N.	(Relative ref. Number) Description	F.R.T.
1	4101A1	PEDAL, GEAR CHANGE	0.1
2	112107	ARM, KICK STARTER	0.1
3	6151B5	SWITCH, REAR STOP :PEDAL SIDE	0.2
5	811135	ROD, REAR BRAKE	0.5
6	810160	PEDAL, REAR BRAKE	0.5

Ref. No.	Part No.	Description	Reqd. QTY			Serial No.	Parts catalogue code
			SP	1SP	2SP		
			AFS110				
			H	H	H		
1	24701-K09-C00	PEDAL, GEAR CHANGE	1	1	1		
2	28300-K09-C00	ARM ASSY., KICK STARTER	1	1	1		
3	35350-KWW-C01	SWITCH ASSY., RR. STOP	1	1	1		
4	35357-KWW-C00	SPRING, STOP SWITCH	1	1	1		
5	43451-KWW-640	ROD COMP., RR. BRAKE	1	1	1		
6	46500-K09-C00	PEDAL COMP., BRAKE	1	1	1		
7	46513-KZV-J00	SPRING ASSY., RR. BRAKE RETURN	1	1	1		
8	92101-06020-0A	BOLT, HEX., 6X20	1	1	1		
9	94101-05000	WASHER, PLAIN, 5MM	1	1	1		
10	94201-20150	PIN, SPLIT, 2.0X15	1	1	1		
11	95014-73100	SPRING A, BRAKE ROD	1	1	1		
12	95015-32001	JOINT B, BRAKE ARM	1	1	1		
13	95015-42000	NUT B, BRAKE ROD ADJUSTING	1	1	1		
14	95701-06025-07	BOLT, FLANGE, 6X25	1	1	1		

F-30

STEP



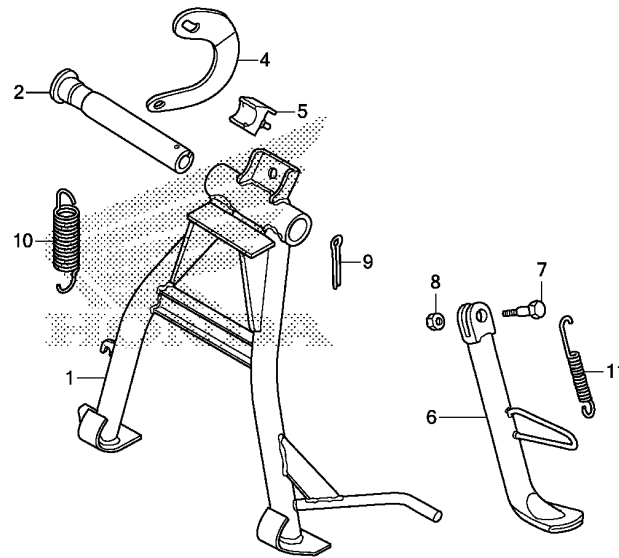
Ref. No.	L.O.N.	(Relative ref. Number) Description	F.R.T.
1	410145	BAR, STEP	0.4
2	4101D3	RUBBER, STEP :LEFT	0.1
	4101D4	RUBBER, STEP :RIGHT	0.1
	4101L8	RUBBER, STEP :BOTH	0.1
4		(3)	
4	4101C8	BAR, PILLION STEP :RIGHT	0.1
5		(3)	
5	4101C7	BAR, PILLION STEP :LEFT	0.1
	4101P4	BAR, PILLION STEP :BOTH	0.2
6	4101D0	BRACKET, PILLION STEP :RIGHT ..	0.2
8	4101C9	BRACKET, PILLION STEP :LEFT ..	0.2
	4101K4	BRACKET, PILLION STEP :BOTH ..	0.4

3

Ref. No.	Part No.	Description	Reqd. QTY			Serial No.	Parts catalogue code
			SP	1SP	2SP		
			AFS110				
			H	H	H		
1	50610-KWW-C01	BAR COMP., STEP	1	1	1		
2	50661-KWB-600	RUBBER, STEP	2	2	2		
3	50710-KWB-600	RUBBER, PILLION STEP	2	2	2		
4	50711-KBP-900	BAR, R. PILLION STEP	1	1	1		
5	50712-KBP-900	BAR, L. PILLION STEP	1	1	1		
6	50715-K92-A00	HOLDER, R. PILLION STEP	1	1	1		
7	50715-KE8-000	PLATE, PILLION STEP SIDE	2	2	2		
8	50716-K09-C00	HOLDER, L. PILLION STEP	1	1	1		
9	90131-KWB-600	PIN, PILLION STEP	2	2	2		
10	94101-06000	WASHER, PLAIN, 6MM	2	2	2		
11	94201-16150	PIN, SPLIT, 1.6X15	2	2	2		
12	95701-08018-00	BOLT, FLANGE, 8X18	4	4	4		
13	95701-08035-00	BOLT, FLANGE, 8X35	4	4	4		

F-31

STAND



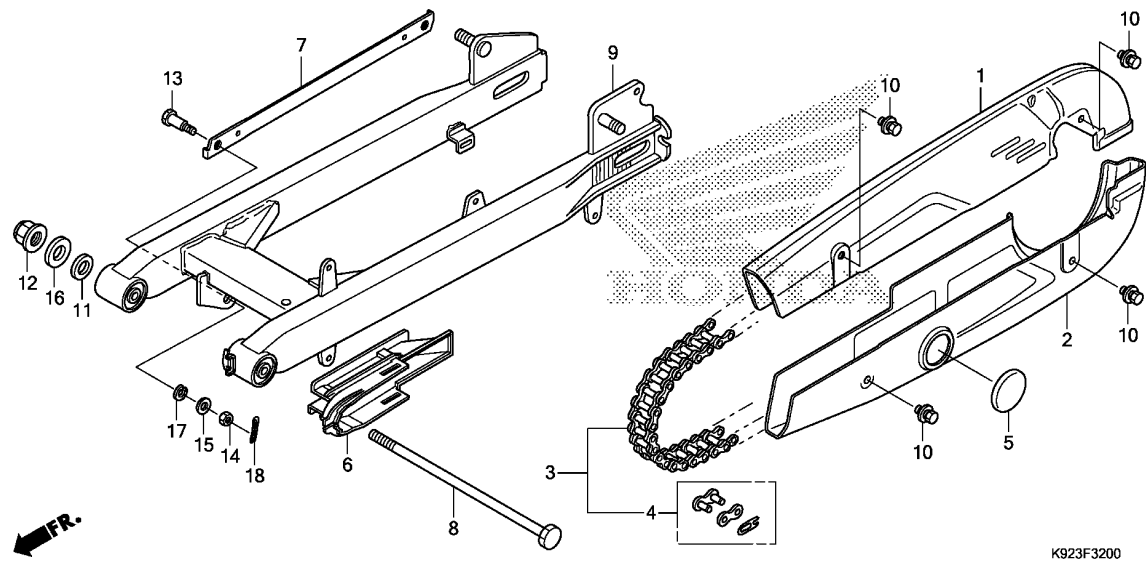
K923F3100

Ref. No.	L.O.N.	(Relative ref. Number) Description	F.R.T.
1		(2)	
410175		STAND, MAIN	0.5
6	410180	BAR, SIDE STAND	0.2
10		(4)	
410176		SPRING, MAIN STAND	0.2
11	410182	SPRING, SIDE STAND	0.1

Ref. No.	Part No.	Description	Reqd. QTY			Serial No.	Parts catalogue code
			SP	1SP	2SP		
			AFS110				
			H	H	H		
1	50500-KWW-C00	STAND COMP., MAIN	1	1	1		
2	50512-KZV-J00	SHAFT, RR. BRAKE PIVOT	1	1	1		
4	50523-KWW-C00	HOOK, MAIN STAND SPRING	1	1	1		
5	50524-397-000	RUBBER, STAND STOPPER	1	1	1		
6	50530-K92-A00	BAR COMP., SIDE STAND	1	1	1		
7	90108-223-000	SCREW, SIDE STAND PIVOT	1	1	1		
8	94002-10000-0S	NUT, HEX., 10MM	1	1	1		
9	94201-30300	PIN, SPLIT, 3.0X30	1	1	1		
10	95014-71102	SPRING A, MAIN STAND	1	1	1		
11	95014-72102	SPRING A, SIDE STAND	1	1	1		

F-32

SWINGARM



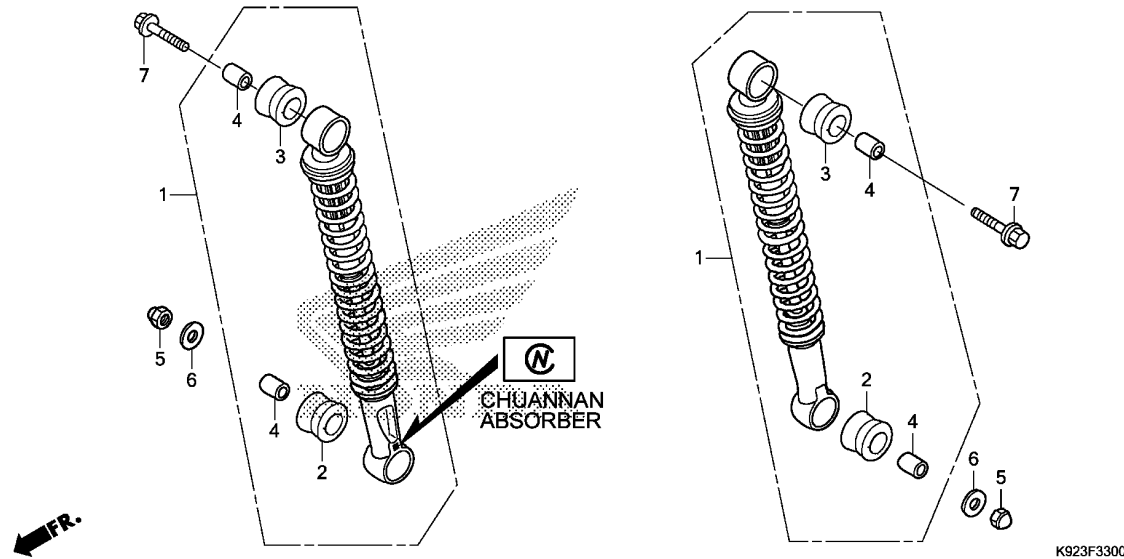
Ref. No.	L.O.N.	(Relative ref. Number) Description	F.R.T.
1	4101L9	CASE, DRIVE CHAIN :UPPER	0.1
2	4101M0	CASE, DRIVE CHAIN :LOWER	0.1
3	4101P7	CASE, DRIVE CHAIN :BOTH	0.1
3	213165	CHAIN, DRIVE	0.2
6	4101E5	SLIDER, CHAIN	0.3
7	7111H2	ARM, REAR BRAKE STOPPER	0.3
9	5121B0	SWINGARM ASSEMBLY	0.8

3

Ref. No.	Part No.	Description	Reqd. QTY			Serial No.	Parts catalogue code
			SP	1SP	2SP		
			H	H	H		
1	40510-KWW-660ZC	CASE, UPPER HALF DRIVE CHAIN *NH1*.....BLACK	1	1	1		
2	40520-KZV-T00ZC	CASE, UNDER HALF DRIVE CHAIN *NH1*.....BLACK	1	1	1		
3	40530-KPH-C01	CHAIN, DRIVE(428-104L)	1	1	1		
4	40531-KPH-C01	JOINT, DRIVE CHAIN(RJ)	1	1	1		
5	40545-001-000	CAP, CHAIN CASE PEEP HOLE ...	1	1	1		
6	40591-KWW-640	PACKING, DRIVE CHAIN CASE ...	1	1	1		
7	43431-KWW-640	ARM, RR. BRAKE STOPPER	1	1	1		
8	52101-KWB-920	BOLT, SWINGARM PIVOT	1	1	1		
9	52200-K09-D00ZB	SWINGARM SUB ASSY., RR. *NH303M*	1	1	1		
10	90118-383-000	MAT AXIS GRAY METALLIC BOLT-WASHER, 6X6	4	4	4		
11	90122-KWB-600	WASHER, PIVOT BOLT	1	1	1		
12	90306-KYA-601	NUT, FLANGE, 12MM(PT)	1	1	1		
13	92812-10000	BOLT A, STOPPER ARM	1	1	1		
14	94001-08000-0S	NUT, HEX., 8MM	1	1	1		
15	94101-08000	WASHER, PLAIN, 8MM	1	1	1		
16	94101-12000	WASHER, PLAIN, 12MM	1	1	1		
17	94111-10000	WASHER, SPRING, 10MM	1	1	1		
18	94201-20150	PIN, SPLIT, 2.0X15	1	1	1		

F-33

REAR CUSHION

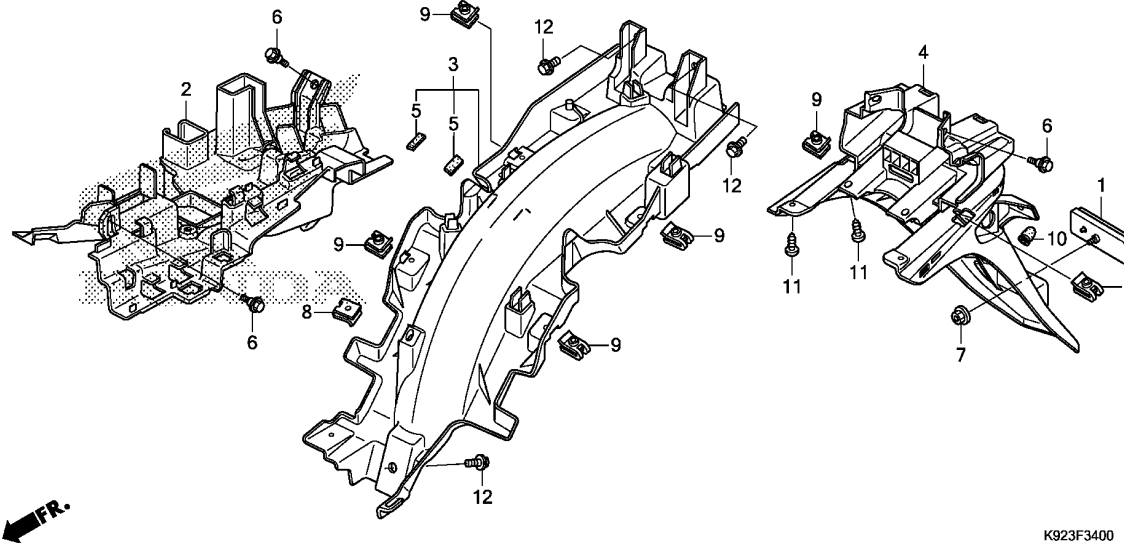


Ref. No.	L.O.N.	(Relative ref. Number) Description	F.R.T.
1	5121B6	CUSHION ASSY., REAR :LEFT	0.4
	5121B7	CUSHION ASSY., REAR :RIGHT ...	0.4
	5121B8	CUSHION ASSY., REAR :BOTH	0.5

Ref. No.	Part No.	Description	Reqd. QTY			Serial No.	Parts catalogue code
			SP	1SP	2SP		
			H	H	H		
1	52400-K92-A01	CUSHION ASSY., RR. (CHUANNAN ABSORBER)	2	2	2		
	52400-K92-A02	CUSHION ASSY., RR. (BRIGHT STAR)	2	2	2		
2	52485-GGC-901	BUSH, RUBBER UPPER (CHUANNAN ABSORBER)					
	52487-K09-C01	(LOWER) BUSH B, RUBBER	2	2	2		
		(BRIGHT STAR)	2	2	2		
3	52485-K09-C01	BUSH A, RUBBER					
		(BRIGHT STAR)	2	2	2		
	52485-KWW-662	BUSH A, RUBBER (CHUANNAN ABSORBER)	2	2	2		
4	52486-GGC-901	COLLAR, RUBBER BUSH UPPER (CHUANNAN ABSORBER)	4	4	4		
	52486-K09-C01	COLLAR, RUBBER BUSH					
		(BRIGHT STAR)	4	4	4		
5	94021-10000-0S	NUT, CAP, 10MM	2	2	2		
6	94103-10000	WASHER, PLAIN, 10MM	2	2	2		
7	95801-10035-00	BOLT, FLANGE, 10X35	2	2	2		

F-34

REAR FENDER



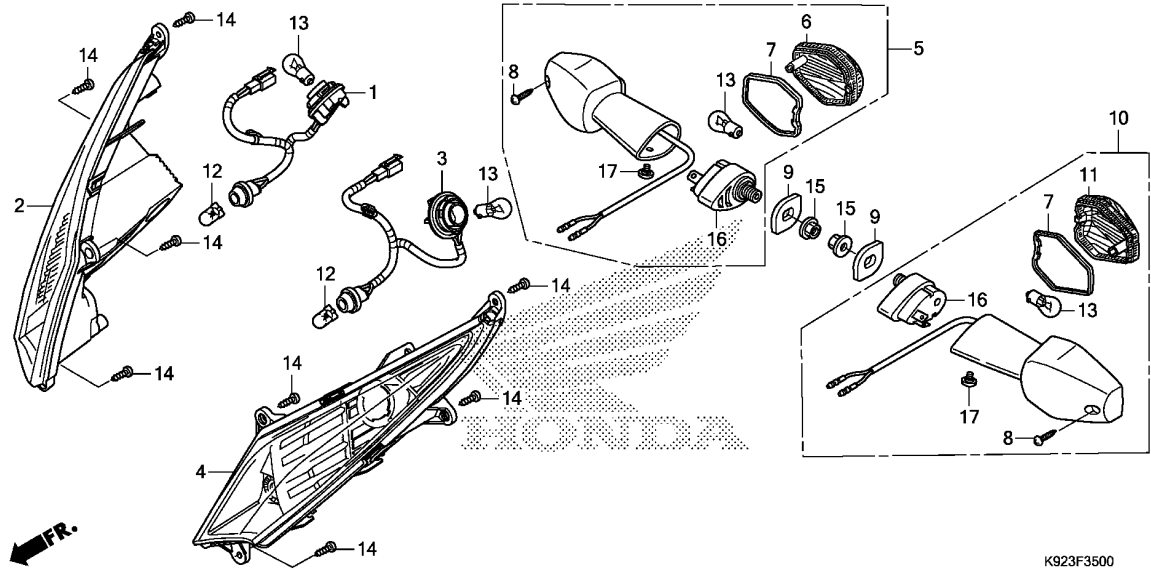
Ref. No.	L.O.N.	(Relative ref. Number) Description	F.R.T.
2	3141D8	HOLDER, CANISTER	1.0
3	413110	FENDER B, REAR	1.2
4	413105	FENDER A, REAR	0.7

3

Ref. No.	Part No.	Description	Reqd. QTY			Serial No.	Parts catalogue code
			SP	1SP	2SP		
			H	H	H		
1	33741-KTT-951	REFLECTOR, RR. REFLEX	1	1	1		
2	50210-K09-C00	HOLDER, CANISTER	1	1	1		
3	80101-K09-C00	FENDER B, RR.	1	1	1		
4	80110-K09-C00ZB	FENDER SET A, RR.(WL) *TYPE1*.....	1	1	1		
5	81257-KWC-900	RUBBER, PROTECTOR	2	2	2		
6	90116-KVB-900	BOLT, FLANGE, 6MM	4	4	4		
7	90301-GGC-900	NUT, SPECIAL, 5MM	1	1	1		
8	90305-KWW-640	NUT, CLIP, 6MM	1	1	1		
9	90677-KWW-C00	NUT, CLIP, 5MM	6	6	6		
10	90899-422-610	PLUG, CONE TYPE	1	1	1		
11	93903-34320	SCREW, TAPPING, 4X12	4	4	4		
12	95701-06008-00	BOLT, FLANGE, 6X8	3	3	3		

F-35

WINKER



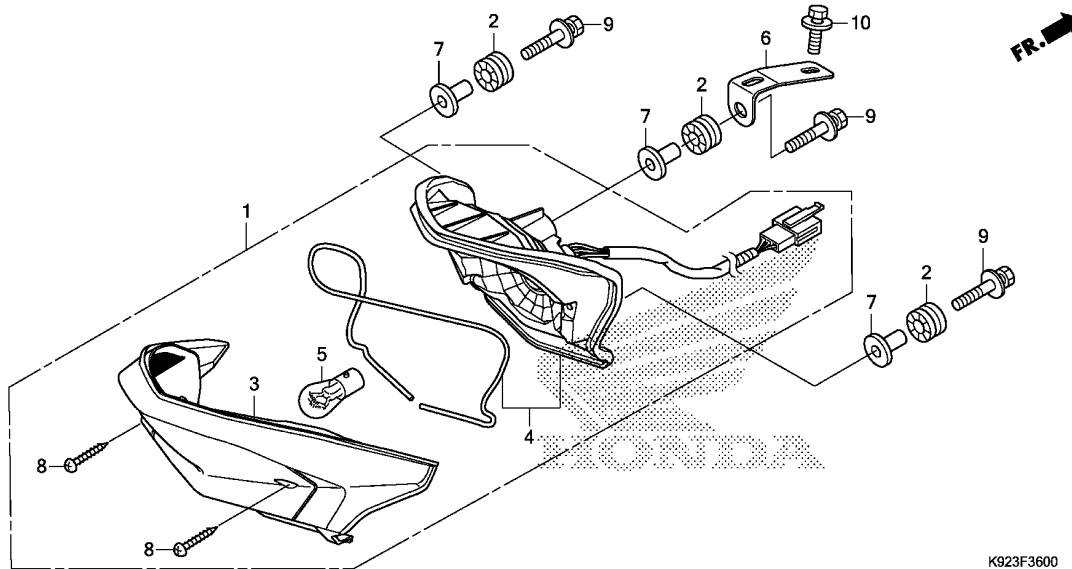
Ref. No.	L.O.N.	(Relative ref. Number) Description	F.R.T.
1	6161B6	SOCKET, WINKER :RIGHT FRONT ..	0.2
2	6161C4	WINKER :RIGHT FRONT	0.2
3	6161B5	SOCKET, WINKER :LEFT FRONT ...	0.2
	6161B7	SOCKET, WINKER :BOTH FRONT ...	0.2
4	6161C3	WINKER :LEFT FRONT	0.2
	6161C5	WINKER :BOTH FRONT	0.3
5	6161C7	WINKER :RIGHT REAR	0.6
10	6161C6	WINKER :LEFT REAR	0.6
	6161C8	WINKER :BOTH REAR	0.7
12	616182	BULB, POSITION LIGHT	0.2
		.NOTE: Same time for two units (6,7,11)	
13	616133	BULB, WINKER :FRONT	0.2
		.NOTE: Same time for two units	
	616139	BULB, WINKER :REAR	0.1
		.NOTE: Same time for two units	
	6161G0	BULB, WINKER :FOR 1 VEHICLE ..	0.3

Ref. No.	Part No.	Description	Reqd. QTY			Serial No.	Parts catalogue code
			SP	1SP	2SP		
			H	H	H		
1	33410-K92-A01	SOCKET COMP., R. WINKER	1	1	1		
2	33420-K92-A01	WINKER COMP., R. FR.	1	1	1		
3	33460-K92-A01	SOCKET COMP., L. WINKER	1	1	1		
4	33470-K92-A01	WINKER COMP., L. FR.	1	1	1		
5	33600-K09-851	WINKER ASSY., R. RR.(12V 21W)	1	1	1		
6	33602-K09-851	LENS, R. WINKER	1	1	1		
7	33607-KVR-C01	PACKING, LENS	2	2	2		
8	33609-KVR-C01	SCREW, TAPPING, 4.2X16	2	2	2		
9	33610-K09-C00	STAY, RR. WINKER	2	2	2		
10	33650-K09-851	WINKER ASSY., L. RR.(12V 21W)	1	1	1		
11	33652-K09-851	LENS, L. WINKER	1	1	1		
12	34903-K92-A01	BULB, POSITION LIGHT(W5W) ...	2	2	2		
13	34904-MGZ-D01	BULB, WINKER(AMBER)(12V 21W) (PY21W)	4	4	4		
14	93903-34480	SCREW, TAPPING, 4X16	8	8	8		
15	94050-10080	NUT, FLANGE, 10MM	2	2	2		
16	33691-KVR-C01	STAY, WINKER	2	2	2		
17	90380-KVR-C01	SCREW, SPECIAL 6X5	2	2	2		



F-36

TAILLIGHT



Ref. No.	L.O.N.	(Relative ref. Number) Description	F.R.T.
1	6161D5	TAILLIGHT UNIT	0.6
4	6161E2	BASE, TAILLIGHT	0.6
5		(3)	
	6161G1	BULB, TAILLIGHT	0.1

K923F3600

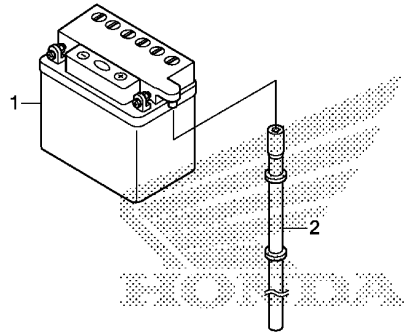
3

Ref. No.	Part No.	Description	Reqd. QTY			Serial No.	Parts catalogue code
			SP	1SP	2SP		
			AFS110				
			H	H	H		
1	33701-K92-M01	TAILLIGHT UNIT(12V 21/5W) ...	1	1	1		
2	33705-KW7-900	RUBBER A, TAILLIGHT MOUNTING	3	3	3		
3	33710-K92-M01	LENS COMP.	1	1	1		
4	33720-K92-A01	BASE COMP.	1	1	1		
5	34906-K92-A01	BULB, STOP & TAILLIGHT (12V 21/5W)	1	1	1		
6	50125-K92-A00	STAY, TAILLIGHT	1	1	1		
7	61104-428-000	COLLAR, FR. FENDER	3	3	3		
8	90101-K92-A01	SCREW, TAPPING, 4.2X19	2	2	2		
9	93404-06025-08	BOLT-WASHER, 6X25	3	3	3		
10	93414-06016-08	BOLT-WASHER, 6X16	1	1	1		

F-37

BATTERY

Ref. No.	L.O.N.	(Relative ref. Number) Description	F.R.T.
1	610100	BATTERY	0.2



FR.

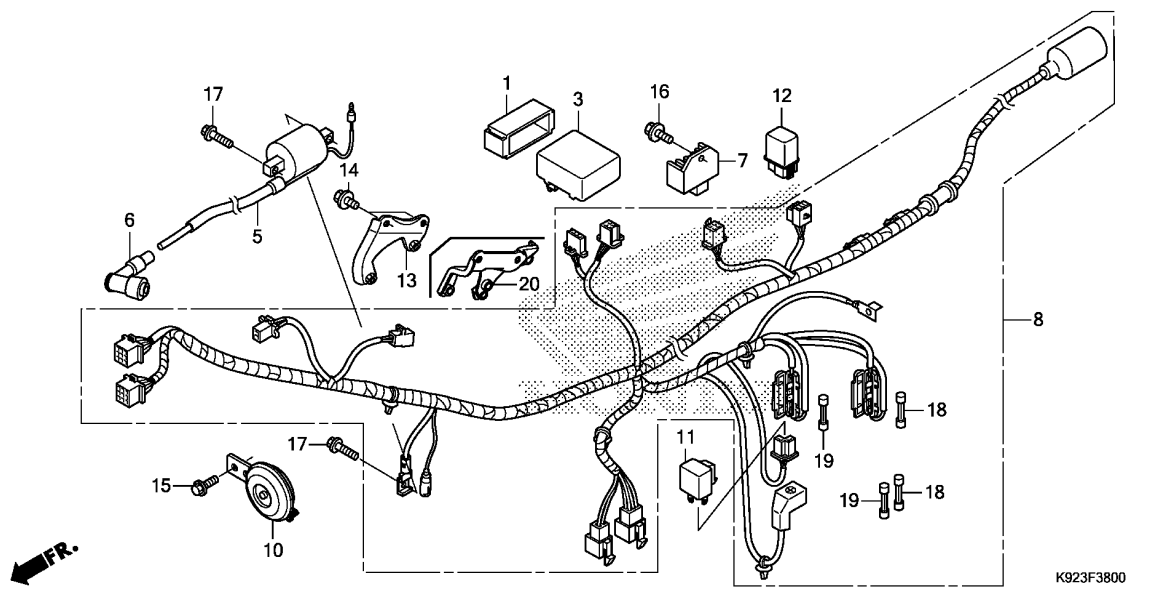
K923F3700

Ref. No.	Part No.	Description	Reqd. QTY			Serial No.	Parts catalogue code
			SP	1SP	2SP		
1	31500-K09-M01	BATTERY (12M5S-3B) (YUSAN) (SPANISH)	1	1	1	-----	3LA,LA,MX
	31500-KYV-T01	BATTERY (12M5S-3B) (YUSAN) (ENGLISH)	1	-	-	-----	2DK,DK
2	31502-K09-C00	TUBE, BATTERY BREATHER	1	1	1		

3

F-38

WIRE HARNESS



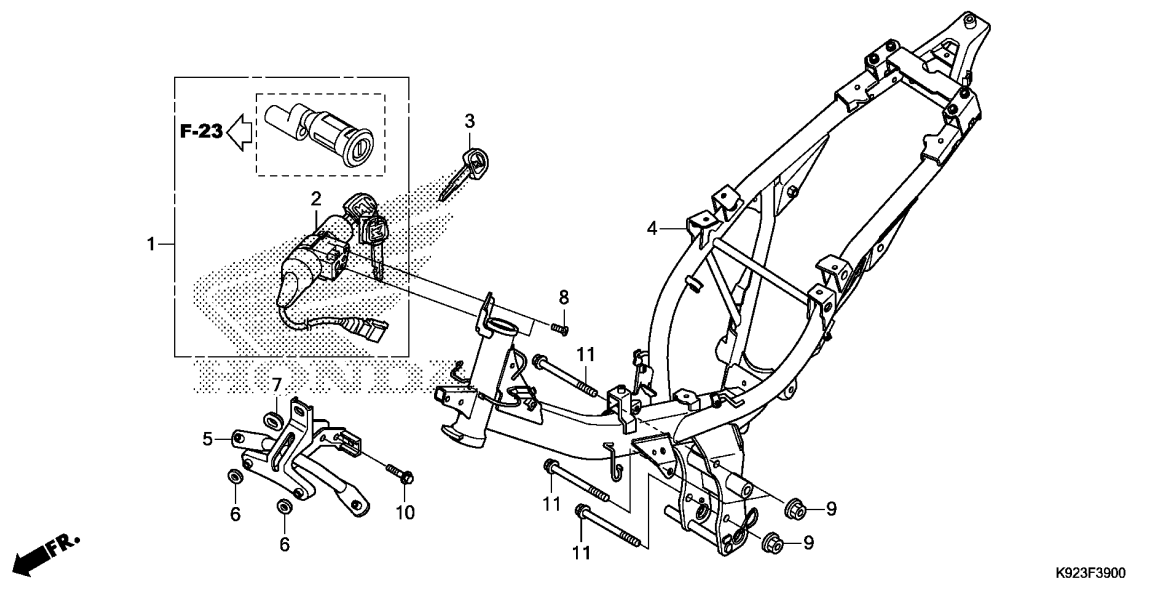
Ref. No.	L.O.N.	(Relative ref. Number) Description	F.R.T.
3	6141A1	IGNITION CONTROL MODULE	0.6
5	614105	COIL, IGNITION	0.5
6	6141E3	CAP, NOISE SUPPRESSOR	0.2
7	6131B2	RECTIFIER, REGULATE	0.3
8	611100	HARNESS, WIRE	0.9
10	616169	HORN	0.1
11	6111C3	RELAY, WINKER	0.2
12	6111C5	RELAY, STARTER	0.6

3

Ref. No.	Part No.	Description	Reqd. QTY			Serial No.	Parts catalogue code
			SP	1SP	2SP		
1	30401-K09-C01	CUSHION, C.D.I. UNIT	1	1	1		
3	30410-K09-C01	C.D.I. UNIT	1	1	1		
5	30510-K09-D01	COIL ASSY., IGNITION	1	1	1	-----	DK,LA
	30510-K09-C01		1	-	-	-----	2DK,3LA,MX
6	30700-KWW-C01	CAP ASSY., NOISE SUPPRESSOR	1	1	1		
7	31600-K92-A01	RECTIFIER COMP., REGULATOR	1	1	1		
8	32100-K92-M00	HARNESS, WIRE	1	-	-	-----	2DK,3LA,MX
	32100-K92-D00		1	-	-	-----	DK
	32100-K92-L00		-	1	1		
10	38110-K92-A01	HORN ASSY.(HIGH)	1	1	1		
11	38301-KVR-C01	RELAY COMP., WINKER	1	1	1		
12	38501-KVR-C01	RELAY COMP., STARTER	1	1	1		
13	50119-K09-D00	STAY, IGNITION COIL	1	1	1	-----	DK,LA
14	95701-06008-00	BOLT, FLANGE, 6X8	2	2	2		
15	95701-06012-08	BOLT, FLANGE, 6X12	1	1	1		
16	95701-06016-08	BOLT, FLANGE, 6X16	1	1	1		
17	95701-06020-08	BOLT, FLANGE, 6X20	2	2	2		
18	98200-21000	FUSE B(10A)	2	2	2		
19	98200-21500	FUSE B(15A)	2	2	2		
20	50119-K09-C00	STAY, IGNITION COIL	1	-	-	-----	2DK,3LA,MX

F-39

FRAME BODY



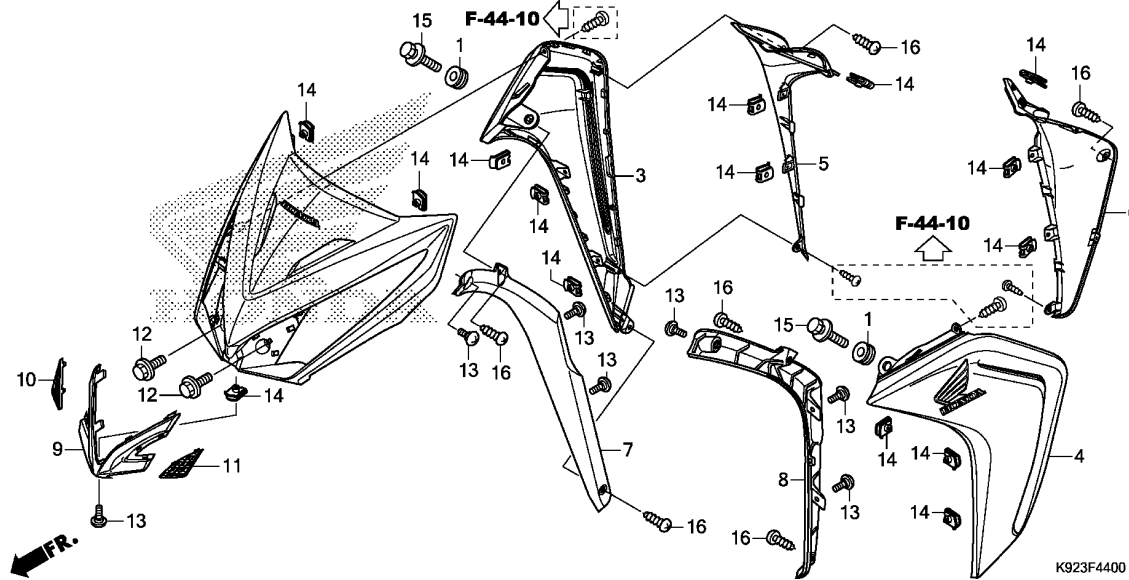
Ref. No.	L.O.N.	(Relative ref. Number) Description	F.R.T.
1	6151A1	KEY SET	1.9
2	615145	SWITCH, COMBINATION & LOCK ...	1.6
4	410100	BODY, FRAME	5.9
.INCLUDES: Engine removal and installation			
5	411105	STAY, FRONT COVER	0.3

Ref. No.	Part No.	Description	Reqd. QTY			Serial No.	Parts catalogue code
			SP	1SP	2SP		
			H	H	H		
1	35010-K92-A00	KEY SET	1	1	1		
2	35100-K92-A01	SWITCH ASSY., COMBINATION & LOCK	1	1	1		
3	35121-KVR-C00	KEY, BLANK	(1)	(1)	(1)		
4	50100-K92-A00	BODY COMP., FRAME	1	1	1		
5	64221-K92-D00	STAY, FR. TOP COVER(DISK) ...	1	1	-	----- 2DK,DK,LA,MX	
	64221-K92-A00	STAY, FR. TOP COVER(DRUM) ...	1	-	1	----- 3LA,LA	
6	64510-KEV-900	CUSHION, FR. TOP COVER	2	2	2		
7	83551-GE2-000	GROMMET, AIR CLEANER CASE ...	1	1	1		
8	90164-028-000	SCREW, U-LOCK FLAT, 6X12	2	2	2		
9	94050-10080	NUT, FLANGE, 10MM	3	3	3		
10	95701-08032-00	BOLT, FLANGE, 8X32	2	2	2		
11	95801-10110-08	BOLT, FLANGE, 10X110	3	3	3		



F-44

FRONT COVER



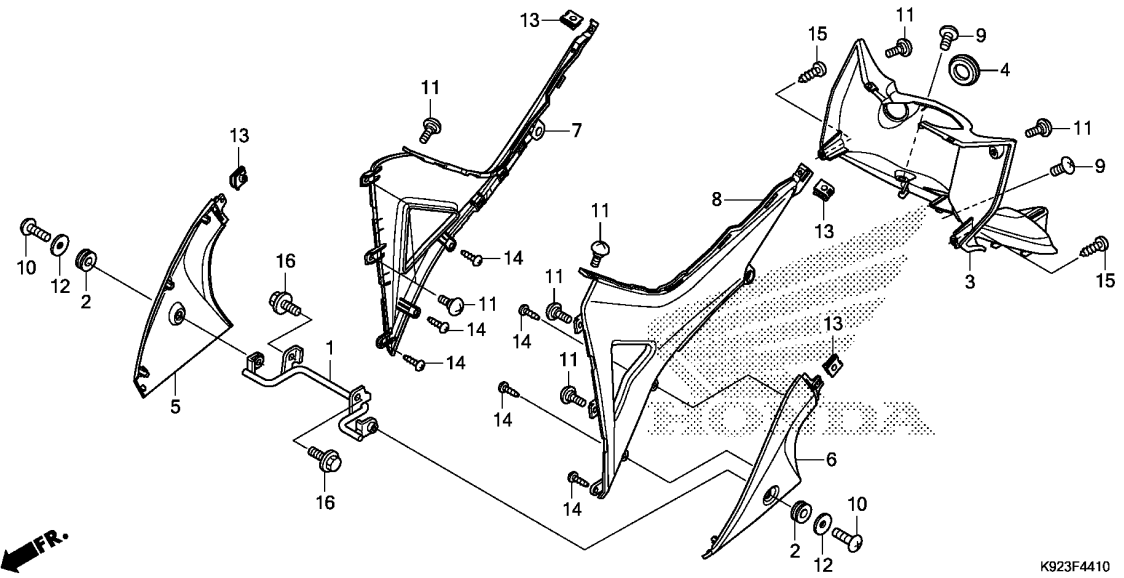
Ref. No.	L.O.N.	(Relative ref. Number) Description	F.R.T.
3	4131S9	COVER, MAIN PIPE SIDE :RIGHT	0.5
4	4131S8	COVER, MAIN PIPE SIDE :LEFT	0.5
	4131T0	COVER, MAIN PIPE SIDE :BOTH	0.8
5	4131JY	COVER, MAIN PIPE INNER :RIGHT	0.5
6	4131JX	COVER, MAIN PIPE INNER :LEFT	0.5
	4131JZ	COVER, MAIN PIPE INNER :BOTH	0.7
7	4111D9	COWL, INNER :RIGHT	0.5
8	4111D8	COWL, INNER :LEFT	0.5
	4111E0	COWL, INNER :BOTH	0.8
9		(10,11)	
	413122	COVER, FRONT CENTER	0.1

3

Ref. No.	Part No.	Description	Reqd. QTY			Serial No.	Parts catalogue code
			SP	1SP	2SP		
			AFS110				
			H	H	H		
1	33406-KSY-D00	RUBBER, WINKER MOUNTING	2	2	2		
3	64200-K92-A00ZD	COVER SET, R. MAIN PIPE SIDE (WL)					
		TYPE3	1	1	1		
	64200-K92-A00ZE	*TYPE2*	1	1	1		
	64200-K92-A00ZF	*TYPE1*	1	1	1		
4	64300-K92-A00ZD	COVER SET, L. MAIN PIPE SIDE (WL)					
		TYPE3	1	1	1		
	64300-K92-A00ZE	*TYPE2*	1	1	1		
	64300-K92-A00ZF	*TYPE1*	1	1	1		
5	64470-K92-A00	PLATE, R. INNER MAIN PIPE	1	1	1		
6	64480-K92-A00	PLATE, L. INNER MAIN PIPE	1	1	1		
7	64491-K92-A00	PLATE, R. MAIN PIPE COVER LINER	1	1	1		
8	64492-K92-A00	PLATE, L. MAIN PIPE COVER LINER	1	1	1		
9	64520-K92-A00ZA	COVER, FR. DECORATION *NHA19M* COSMIC SILVER METALLIC	1	1	1		
10	64531-K92-A00	PLATE, R. ALVEOLATE	1	1	1		
11	64532-K92-A00	PLATE, L. ALVEOLATE	1	1	1		
12	90101-GCH-000	BOLT, FLANGE, 6X12	2	2	2		
13	90115-KW7-900	SCREW, VISOR SPECIAL SETTING	7	7	7		
14	90677-KWW-C00	NUT, CLIP, 5MM	15	15	15		
15	93404-06020-08	BOLT-WASHER, 6X20	2	2	2		
16	93903-34480	SCREW, TAPPING, 4X16	6	6	6		

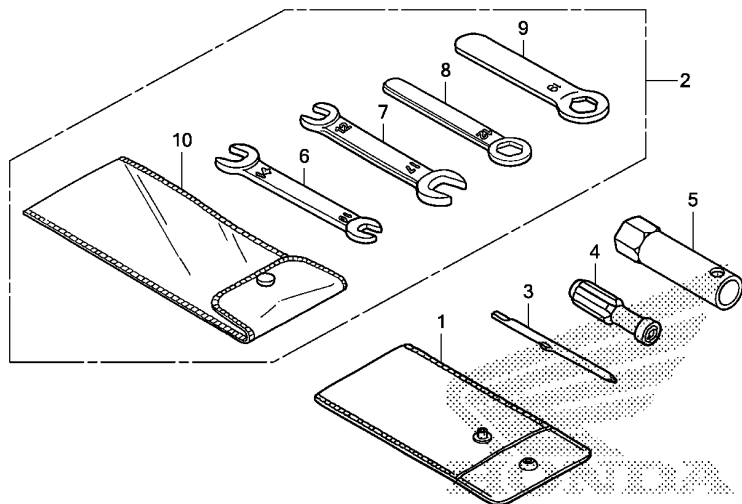
F-44-10

MAIN PIPE COVER



Ref. No.	L.O.N.	(Relative ref. Number) Description	F.R.T.
3	411150	PANEL, INNER	0.2
5	4111CT	COVER, SIDE :RIGHT LOWER	0.4
6	4111CS	COVER, SIDE :LEFT LOWER	0.4
	4111CU	COVER, SIDE :BOTH LOWER	0.6
7	4111CW	GARNISH, SIDE COVER :RIGHT ...	0.5
8	4111CV	GARNISH, SIDE COVER :LEFT	0.5
	4111CX	GARNISH, SIDE COVER :BOTH	0.8

Ref. No.	Part No.	Description	Reqd. QTY			Serial No.	Parts catalogue code
			SP	1SP	2SP		
			AFS110				
			H	H	H		
1	64311-K92-A00	STAY, LOWER COVER	1	1	1		
2	64312-KWW-640	GROMMET, MAIN PIPE COVER	2	2	2		
3	64320-K92-A00	COVER, MAIN PIPE	1	1	1		
4	64321-KVR-C00	RUBBER, KEY CYLINDER	1	1	1		
5	64561-K92-A00	COVER, R. FR. BODY LOWER	1	1	1		
6	64571-K92-A00	COVER, L. FR. BODY LOWER	1	1	1		
7	64580-K92-A00ZA	COVER, R. BODY DECORATION					
		NHA19M					
		COSMIC SILVER METALLIC	1	1	1		
8	64590-K92-A00ZA	COVER, L. BODY DECORATION					
		NHA19M					
		COSMIC SILVER METALLIC	1	1	1		
9	90107-KGH-600	SCREW, 6X12	2	2	2		
10	90107-KTM-970	SCREW, COWL SETTING(A)	2	2	2		
11	90115-KW7-900	SCREW, VISOR SPECIAL SETTING	8	8	8		
12	90501-KST-920	WASHER, SEAT MOUNTING, 6MM ..	2	2	2		
13	90677-KWW-C00	NUT, CLIP, 5MM	4	4	4		
14	93903-34380	SCREW, TAPPING, 4X12	6	6	6		
15	93903-34480	SCREW, TAPPING, 4X16	2	2	2		
16	96001-06020-00	BOLT, FLANGE, 6X20	2	2	2		



K923F4800

Ref. L.O.N. (Relative ref. Number) F.R.T.
No. Description

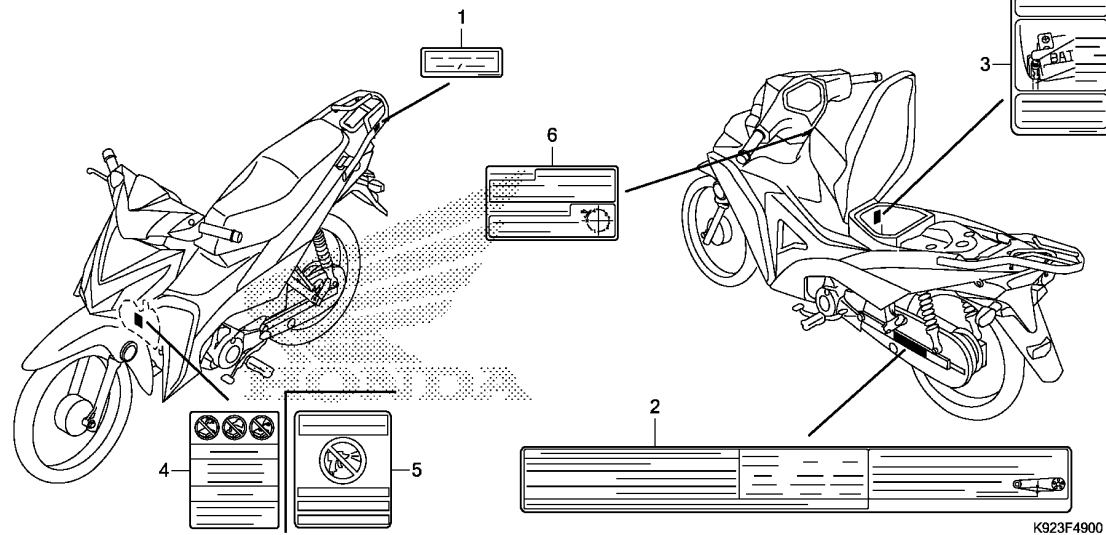
NO INFORMATION

3

Ref. No.	Part No.	Description	Reqd. QTY			Serial No.	Parts catalogue code
			SP	1SP	2SP		
			AFS110				
			H	H	H		
1	83642-171-000	BAG, OWNERS MANUAL	1	1	1		
2	89010-K09-D00	TOOL SET	(1)	-	-	-----	2DK,DK
3	89102-538-000	DRIVER, SCREW(NO.2 + -)	1	1	1		
4	89103-538-000	GRIP	1	1	1		
5	89216-K09-C00	WRENCH, SPARK PLUG	1	1	1		
6	99001-10140	SPANNER, 10X14	(1)	-	-	-----	2DK,DK
7	99001-12170	SPANNER, 12X17	(1)	-	-	-----	2DK,DK
8	99006-12000	HANDLE, EYE WRENCH, 12MM	(1)	-	-	-----	2DK,DK
9	99006-19000	WRENCH, EYE, 19MM	(1)	-	-	-----	2DK,DK
10	99008-01600	BAG, TOOL, 160MM	(1)	-	-	-----	2DK,DK

F-49

CAUTION LABEL



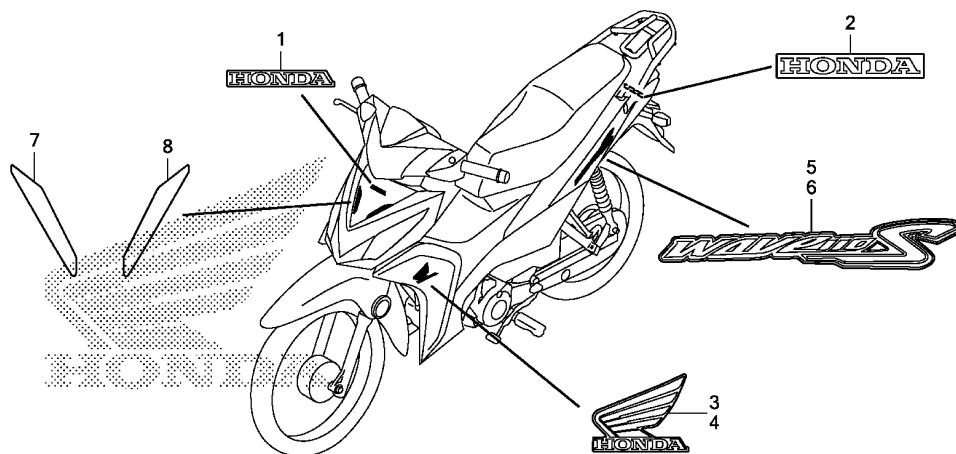
Ref. L.O.N. (Relative ref. Number) F.R.T.
No. Description

NO INFORMATION

Ref. No.	Part No.	Description	Reqd. QTY			Serial No.	Parts catalogue code
			SP	1SP	2SP		
			H	H	H		
1	81220-KRF-E20	LABEL, RR. CARRIER(SPANISH) -	1	1	1	-----	3LA,LA,MX
	81220-KVR-650	LABEL, RR. CARRIER	1	-	-	-----	2DK,DK
2	87505-K09-L00	LABEL, TIRE & DRIVE CHAIN	1	1	1	-----	3LA,LA,MX
		(SPANISH)	1	-	-	-----	2DK,DK
	87505-K09-D00	LABEL, TIRE & DRIVE CHAIN ...	1	-	-	-----	3LA,LA,MX
3	87506-K09-L00	MARK, BATTERY CAUTION(SPANISH)	1	1	1	-----	3LA,LA,MX
	87506-K09-D00	MARK, BATTERY CAUTION(ENGLISH)	1	-	-	-----	2DK,DK
4	87509-K09-D00	LABEL, AIR CLEANER ELEMENT	1	-	-	-----	2DK,DK
		NOTICE(ENGLISH/FRENCH)	1	-	-	-----	2DK,DK
5	87509-KVR-G00	LABEL, AIR CLEANER ELEMENT	1	1	1	-----	3LA,LA,MX
		NOTICE(SPANISH)	1	1	1	-----	3LA,LA,MX
6	87560-KTL-C40ZA	MARK, DRIVE CAUTION(SPANISH)	1	1	1	-----	3LA,LA,MX
		TWHITE.....WHITE	1	-	-	-----	2DK,DK
	87560-KTL-C00ZA	MARK, DRIVE CAUTION	1	-	-	-----	2DK,DK
		TWHITE.....WHITE	1	-	-	-----	2DK,DK
	87560-KTL-C10ZA	MARK, DRIVE CAUTION(FRENCH)	1	-	-	-----	2DK,DK
		TWHITE.....WHITE	1	-	-	-----	2DK,DK

F-50

MARK/STRIPE



K923F5000

Ref. L.O.N. (Relative ref. Number) F.R.T.
No. Description

NO INFORMATION

3

Ref. No.	Part No.	Description	Reqd. QTY			Serial No.	Parts catalogue code
			SP	1SP	2SP		
			H	H	H		
1	86101-K92-A00ZA	MARK, HONDA(85MM)					
		TYPE3	1	1	1		
	86101-K92-A00ZB	*TYPE2*	1	1	1		
	86101-K92-A00ZC	*TYPE1*	1	1	1		
2	86103-K09-C00ZB	MARK, HONDA(70MM)					
		TYPE1	1	1	1		
3	86201-K92-A00ZA	MARK, R. WING(75MM)					
		TYPE3	1	1	1		
	86201-K92-A00ZB	*TYPE2*	1	1	1		
	86201-K92-A00ZC	*TYPE1*	1	1	1		
4	86202-K92-A00ZA	MARK, L. WING(75MM)					
		TYPE3	1	1	1		
	86202-K92-A00ZB	*TYPE2*	1	1	1		
	86202-K92-A00ZC	*TYPE1*	1	1	1		
5	86641-K92-A00ZA	MARK, R. BODY COVER					
		TYPE3	1	1	1		
	86641-K92-A00ZB	*TYPE2*	1	1	1		
	86641-K92-A00ZC	*TYPE1*	1	1	1		
6	86642-K92-A00ZA	MARK, L. BODY COVER					
		TYPE3	1	1	1		
	86642-K92-A00ZB	*TYPE2*	1	1	1		
	86642-K92-A00ZC	*TYPE1*	1	1	1		
7	86643-K92-A00ZA	STRIPE, R. FR. COVER					
		TYPE1	1	1	1		
8	86644-K92-A00ZA	STRIPE, L. FR. COVER					
		TYPE1	1	1	1		

PART NO. INDEX

Part Number	Page	Ref.	Part Number	Page	Ref.	Part Number	Page	Ref.	Part Number	Page	Ref.	Part Number	Page	Ref.
06000			14401-KYY-901	39	2	16100-K92-E01	56	19	19000			23441-KWW-740	52	6
			14430-K09-C00	38	3	16148-141-881	56	20				23451-KWW-740	52	7
06410-KWB-600	76	1	14451-KVB-S50	38	4	16148-KB1-921	57	21	19509-KPH-900	84	9	23461-KWW-740	52	8
	78	1	14500-KZV-J01	39	3	16155-KRS-861	57	22				23471-KWW-741	52	9
06420-KZV-J00	76	2	14502-KZV-J00	39	4	16163-GFP-901	57	23	22000			23481-KWW-740	52	10
06421-KZV-J00	76	3	14531-KWS-900	39	5	16165-K09-C01	57	24				23801-KVR-C00	52	11
06430-KSY-900	71	1	14541-KVR-C00	39	6	16165-KTL-741	57	24	22110-K09-C01	44	2	23802-KVR-C00	52	12
	75	1	14550-KVR-C00	39	7	16175-GB0-911	57	25	22110-K09-L01	44	2	23911-KPH-900	52	13
06440-GGN-J00	72	1	14561-096-000	39	8	16176-GB0-911	57	26	22115-KPH-900	44	3			
06441-GGN-J00	72	2	14610-KYY-901	39	9	16198-GC7-004	57	27	22116-KWW-740	44	4	24000		
06451-961-405	70	1	14615-KFL-850	39	10	16199-K09-D01	57	28	22121-K09-C01	44	5	24211-KWW-741	54	1
06455-KWB-601	70	2	14670-KWW-C00	39	11	16201-KWB-920	37	5	22121-K09-L01	44	5	24261-121-742	54	2
			14675-KWW-740	39	12	16211-KPH-900	37	6	22201-K09-C01	44	6	24263-KVR-C00	54	3
11000			14711-KWB-600	38	5	16236-K07-900	46	5	22201-K09-L01	44	6	24301-KWW-741	54	4
			14721-KVY-900	38	6	16910-KRS-830	80	1	22311-107-000	44	7	24305-KWB-600	52	14
11100-KWW-740	50	1	14751-KWW-C00	38	7	16951-KSS-901	57	29	22311-K09-C01	44	7	24306-KWB-600	52	15
11200-K09-C00	50	2	14771-GB4-680	38	8	16963-KSS-901	57	30	22350-115-020	44	8	24411-KWW-740	54	5
11218-KWW-740	50	3	14775-KVY-900	38	9				22350-K09-C01	44	8	24421-200-000	54	6
11330-K92-A00	41	1	14781-MA6-000	38	10	17000			22361-K09-C01	44	9	24430-KVR-C00	54	7
11341-K92-A00	46	1				17110-K09-M00	37	7	22361-KFM-900	44	9	24435-KWW-C00	54	8
11360-K92-A00	46	2	15000			17111-K09-D00	37	7	22401-K09-C01	44	10	24610-KWW-C00	54	9
11394-KWB-920	41	2	15100-KVR-C00	49	1	17210-K03-C00	83	2	22401-K09-L01	44	10	24630-KWW-C00	54	10
11395-KWB-920	46	4	15119-KWB-600	49	2	17213-KWB-600	83	3	22535-K09-C00	42	3	24641-KVR-C00	54	11
			15331-KVR-C00	49	3	17214-KWB-920	83	4	22535-K09-L00	42	3	24651-KVR-C00	54	12
12000			15332-KVR-C00	49	4	17225-K09-C00	83	5	22606-KVR-C00	42	4	24652-KPH-900	54	13
			15421-KSP-910	49	5	17225-K09-C00	83	5	22610-K09-C01	42	5	24701-K09-C00	87	1
12100-K03-C00	40	1	15431-KVR-C00	42	1	17227-KYY-900	83	6	22610-KWW-741	42	5			
12191-KWB-920	40	2	15439-KPH-901	42	2	17234-KCW-871	83	7	22630-KWW-C00	42	6	28000		
12200-K09-C00	37	1	15651-K92-A00	41	4	17235-K09-C00	83	8	22641-K09-C01	42	7	28111-KWW-C00	45	1
12200-K09-D00	37	1	15661-KVR-C00	44	1	17253-K09-C00	83	9	22641-KPH-900	42	7	28120-K09-C01	45	2
12204-K09-305	37	2	15761-K09-C00	83	1	17254-K09-L00	83	15	22642-K09-C01	42	8	28128-KVC-900	45	3
12206-KPL-900	37	3				17260-KRS-T00	84	2	22642-KWW-741	42	8	28130-KWW-740	45	4
12209-GB4-682	38	1	15771-KV6-000	84	1	17510-K09-D00	80	2	22643-KWW-741	42	9	28132-KPH-C00	45	5
12251-KWB-601	37	4				17620-KRS-T40	80	3	22644-K09-C01	42	10	28211-KWB-600	55	1
12310-KWW-C00	36	1	16000			17630-K09-C00	80	4	22644-KWW-741	42	10	28221-KWB-600	55	2
12391-K09-C01	36	2	16010-K09-C01	56	1	17910-K09-C01	61	1	22660-KWW-C00	42	11	28251-KWB-600	55	3
			16010-KVR-V81	56	2	18000			22804-GB2-000	42	12	28262-KWB-600	55	4
13000			16012-K09-C01	56	3	18291-KVR-C00	85	1	22804-K09-C01	42	12	28265-KWB-600	55	5
			16012-K09-D01	56	3				22810-KVR-C00	41	5	28271-KWB-600	55	6
13011-KWW-740	51	2	16012-K09-M01	56	3	18293-KSB-900	85	2	22823-K09-C00	41	6	28271-KYY-900	55	6
13021-KWW-740	51	2	16013-KEV-900	56	4	18300-K92-A00	86	2	22830-K09-C00	41	7	28281-KWB-600	55	7
13031-KWW-740	51	2	16014-GGJ-971	56	5	18316-KVB-900	85	3	22846-KPH-C00	41	8	28300-K09-C00	87	2
13041-KWB-740	51	2	16015-KVV-901	56	6	18345-MBT-610	86	3	22860-KWW-740	41	10			
13051-KWW-740	51	2	16016-KTL-691	56	7	18350-K92-D10	85	4				34000		
13101-KWW-740	51	3	16019-K09-C01	56	8	18355-K09-C00	85	5				34901-KVJ-911	58	5
13102-KWW-740	51	3	16022-KFM-901	56	9	18355-K92-A00	86	4	23000			34903-K92-A01	93	12
13103-KWW-740	51	3	16028-KFM-901	56	10	18421-KBA-900	85	7	23120-KWW-C00	42	13	34904-MGZ-D01	93	13
13104-KWW-740	51	3	16037-KRS-601	56	11				23120-KWW-C00	42	13	34906-K92-A01	94	5
13105-KWW-740	51	3	16040-KEV-900	56	12				23122-KWW-C00	42	14	34908-K08-900	59	1
13111-KVR-C00	51	4	16041-GB5-D30	56	13				23123-KWW-C00	42	15	34909-GGC-900	59	2
13115-GN5-910	41	3	16048-K09-M01	56	14				23124-KWW-C00	42	16			
13115-KVR-C00	51	5	16071-KPN-J01	56	15	18600-K09-C01	84	3	23125-KVR-C00	42	17	35000		
			16075-GHB-640	56	16	18600-K09-M01	84	3	23126-KWW-740	43	18	31000		
14000			16075-GHB-B40	56	17	18640-K09-C00	84	4	23211-KWW-740	52	1	35010-K92-A00	97	1
			16086-K09-C01	56	18	18645-KPH-C00	84	5	23221-KWW-740	52	2	35100-K92-A01	97	2
14100-K09-D00	38	2	16100-K09-D01	56	19	18652-KWW-A80	84	6	23415-KPH-900	52	3	35121-KVR-C00	97	3
14100-KWW-C00	38	2	16100-K09-L01	56	19	18653-KWB-920	84	7	23421-KWW-740	52	4	35160-K09-C01	61	3
14321-KYY-900	39	1	16100-K09-M41	56	19	18654-KWW-A80	84	8	23431-KWW-740	52	5	35170-K09-C01	61	4
												35180-K09-C01	61	5



PART NO. INDEX

Part Number	Page	Ref.	Part Number	Page	Ref.	Part Number	Page	Ref.	Part Number	Page	Ref.	Part Number	Page	Ref.	Part Number	Page	Ref.
35200-K09-C01	61	6	42615-K09-C00	76	9		73	6	50000			51500-KWW-C22	69	14	62000-K92-A00ZB	82	1
35340-KWB-601	62	1	42620-KRS-830	76	10	44712-K09-H11	73	6				51520-K03-C20	69	15	62000-K92-A00ZC	82	1
35340-KWW-C01	61	7		78	8	44712-KWW-C01	72	11				51520-K03-C40	69	15			
35350-KWW-C01	87	3	42635-K09-C00	76	11		73	6	50100-K92-A00	97	4	51520-KWW-C02	69	15	63000		
35357-KWW-C00	87	4	42650-K03-C20ZB	78	9	44712-KWW-C02	72	11	50119-K09-C00	96	20	51520-KWW-C22	69	15			
35751-KWW-C00	54	14	42650-K09-C00	76	12	44713-KVR-C02	72	3	50119-K09-D00	96	13				63000-K92-A00ZA	82	2
35752-KPH-900	54	15	42653-001-004	76	13	44713-KVR-C02	72	3	50125-K92-A00	94	6				63000-K92-A00ZB	82	2
35759-K92-A01	50	4		78	10	44800-KWW-C10	73	7	50210-K09-C00	92	2	52000			63000-K92-A00ZC	82	2
			42701-KPH-C00	76	14	44806-KVR-C00	71	3	50301-KRS-830	65	1						
37000			42711-K09-C01	76	15	44806-KWW-C00	73	8	50302-KRS-830	65	2	52101-KWB-920	90	8			
				78	11	44809-KRS-830	71	4	50306-KVR-C00	65	3	52200-K09-D00ZB	90	9	64000		
37200-K92-A00	59	3	42711-KWW-C01	76	15	44830-K92-A00	59	12	50381-K09-C00	81	1	52400-K92-A01	91	1	64200-K92-A00ZD	98	3
37200-K92-M00	59	3		78	11	44830-K92-D00	59	13	50401-KWW-660	81	3	52400-K92-A02	91	1	64200-K92-A00ZE	98	3
37202-K92-A00	59	4	42711-KWW-C02	76	15				50500-KWW-C00	89	1	52485-GGC-901	91	2	64200-K92-A00ZF	98	3
37205-K92-A00	59	5		78	11	45000			50512-KZV-J00	89	2	52485-K09-C01	91	3	64221-K92-A00	97	5
37210-K92-A00	59	6	42712-K09-C01	76	16	45001-KWW-640	73	9	50523-KWW-C00	89	4	52486-KWW-662	91	3	64221-K92-D00	97	5
37212-K92-A00	59	7		78	12	45010-KVR-C00	71	5	50524-397-000	89	5	52486-GGC-901	91	4	64300-K92-A00ZD	98	4
37214-K92-A00	59	8	42712-KWW-C01	77	16	45111-MAJ-G41	70	5	50530-K92-A00	89	6	52487-K09-C01	91	2	64300-K92-A00ZE	98	4
37215-K92-A00	59	9		78	12	45112-KWB-C12	62	3	50610-KWW-C01	88	1				64300-K92-A00ZF	98	4
37224-K92-A00	59	10	42712-KWW-C02	77	16	45131-GZ0-006	70	6	50661-KWB-600	88	2	53000			64311-K92-A00	99	1
37224-K92-M00	59	10		78	12	45132-166-016	70	7	50710-KWB-600	88	3	53100-K92-A00	63	1	64312-KWW-640	99	2
37305-K08-901	59	11	42713-K09-C01	72	3	45133-MA3-006	70	8	50711-KBP-900	88	4	53100-K92-D00	63	1	64320-K92-A00	99	3
37800-K92-A01	80	5		77	17	45134-250-000	71	6	50715-K92-A00	88	6	53105-KWW-640	63	2	64321-KVR-C00	99	4
37801-GA7-700	80	6	42713-KVR-C02	77	17		75	8	50715-KE8-000	88	7	53140-KWW-620	61	9	64341-KWW-A00	63	6
37802-GA7-700	80	7	42713-KWW-C12	77	17	45141-KVR-C00	71	7	50716-K09-C00	88	8	53166-KWB-600	61	10	64350-K92-A00	82	3
				77	17	45145-KRF-B40	71	8				53167-KFM-900	61	11	64470-K92-A00	98	5
38000			43000			45145-KWW-C00	75	9	51000			53168-KFM-902	61	12	64480-K92-A00	98	6
						45151-GCC-000	71	9	51400-K03-C20	67	1	53175-KRS-T80	62	12	64491-K92-A00	98	7
38110-K92-A01	96	10	43100-KWW-640ZB	75	4	45156-KWZ-900	66	12	51400-K03-C40	67	1	53175-KWW-C00	61	13	64492-K92-A00	98	8
38301-KVR-C01	96	11	43100-KWW-640ZD	75	4	45157-KWW-A00	62	4	51400-KWW-C22	67	1	53205-K92-A00	63	3	64510-KEV-900	97	6
38501-KVR-C01	96	12	43141-KPH-C00	75	5	45208-KWB-601	70	9	51400-KWW-C22	67	1	53205-K92-D00	63	3	64520-K92-A00ZA	98	9
			43352-568-003	70	3	45215-KPH-951	70	10	51401-K03-C20	67	2	53207-K92-D00	63	5	64521-MN5-000	63	7
40000			43353-461-771	70	4	45216-166-006	70	11	51401-K03-C20	67	2	53207-K92-A00ZA	63	5		82	4
40510-KWW-660ZC	90	1	43410-KWW-C00	75	6	45218-KWB-601	70	12	51401-KWW-662	67	2	53207-K92-A00ZB	63	5	64531-K92-A00	98	10
40520-KZV-T00ZC	90	2	43431-KWW-640	90	7	45250-K92-D00	70	13	51410-K03-C20	67	3	53207-K92-A00ZC	63	5	64532-K92-A00	98	11
40530-KPH-C01	90	3	43434-ME1-670	75	7	45251-K92-D01	73	10	51410-KWW-662	67	3	53207-K92-D00ZA	63	5	64561-K92-A00	99	5
40531-KPH-C01	90	4	43451-KWW-640	87	5	45251-KWB-601	73	10	51412-K03-C20	67	4	53207-K92-D00ZB	63	5	64562-K92-A00	82	5
40543-KWB-600	75	2	43513-KZG-901	62	2	45251-KWB-602	73	10	51412-KWW-662	67	4	53207-K92-D00ZC	63	5	64571-K92-A00	99	6
						45251-KWB-921	73	10	51413-KWW-662	67	5	53208-K09-L00ZB	61	15	64572-K92-A00	82	6
			44000			45251-KWW-B11	73	10	51414-KWW-662	67	6	53210-KVR-C00	65	4	64580-K92-A00ZA	99	7
40545-001-000	90	5				45290-KWB-601	70	14	51420-K03-C20	68	7	53211-KRS-830	65	5	64590-K92-A00ZA	99	8
40591-KWW-640	90	6	44301-KWW-640	72	4	45410-KRS-830	71	10	51420-K03-C40	67	7	53212-KRS-830	65	6			
				73	1	45435-121-010	71	11	51420-KWW-C02	68	7	53214-GN5-900	65	7	75000		
41000			44311-KPH-900	73	2	45450-KWW-C00	61	8	51420-KWW-C22	67	7	53215-KVR-C00	65	8			
			44311-KZL-930	72	5	45465-KWW-640	66	2	51425-K09-C01	68	8	53216-KRS-830	65	9	75581-KWW-C00	81	4
41201-K92-A00	76	5	44620-KPH-950	73	3	45504-410-003	62	5	51425-KWW-662	68	8	53219-KWW-C00	65	10			
			44620-KRS-830	72	6	45510-KWW-C11	62	6	51437-K03-C20	68	9	53220-KVR-C00	65	11	77000		
			44635-K09-C00	72	7	45512-MA6-006	62	7	51437-KWW-662	68	9				77200-K92-A00	81	5
42000			44650-K03-C40ZB	73	4	45517-GW0-751	62	8	51454-K09-C01	68	10	61000			77214-KWW-C00	81	6
			44650-K09-C00	72	8	45520-GW0-911	62	9	51454-KWW-662	68	10	61100-K09-C00ZD	66	3	77215-K09-C00	81	7
42301-KWW-640	76	6	44701-KPH-C00	72	9	45521-GW0-911	62	10	51466-K09-C01	68	11	61100-K09-C00ZG	66	3	77230-K09-C00	81	8
			44711-K03-C21	73	5	45530-KVY-911	62	11	51466-KWW-662	68	11	61100-K09-C00ZL	66	3	77234-GN2-000	81	9
42303-KWB-600	76	7	44711-K09-C01	72	10				51470-K03-C20	68	12	61104-428-000	94	7	77236-GW0-000	81	10
				73	5	46000			51470-KWW-662	68	12	61200-KWW-640ZB	66	4	77239-KVR-C00	81	11
42304-KFM-900	76	8	44711-K09-H11	73	5				51490-K09-C01	68	13						
			44711-KWW-C01	72	10	46500-K09-C00	87	6	51490-KWW-662	68	13	62000			80000		
42313-GBG-B20	75	3	44711-KWW-C02	72	10	46513-KZV-J00	87	7	51500-K03-C20	69	14						
42615-K03-C20	78	7	44712-K09-C01	72	11				51500-K03-C40	68	14	62000-K92-A00ZA	82	1	80101-K09-C00	92	3
									51500-KWW-C02	69	14						

PART NO. INDEX

Part Number	Page	Ref.	Part Number	Page	Ref.	Part Number	Page	Ref.	Part Number	Page	Ref.	Part Number	Page	Ref.	Part Number	Page	Ref.	
80110-K09-C00ZB	92	4	88210-K09-C01	60	2	90131-KGH-900	70	15	91052-K09-C02	72	13	93600-04012-1G	62	18				
			88220-K09-C01	60	3	90131-KWB-600	88	9	90465-KWB-600	52	25	93700-05020-0A	71	14				
81000						90145-GAZ-981	62	15	90475-KWB-600	39	18	93891-04012-07	63	17				
			89000			90163-GCC-C50	65	12	90485-KVR-C00	41	12	91052-KVG-B01	79	16				
81210-K92-A00	81	13				90164-028-000	97	8	90501-K09-C00	82	13	91052-KWB-601	79	16	93892-03012-18	57	33	
81220-KRF-E20	101	1	89010-K09-D00	100	2	90201-GCC-000	37	11	90501-KPH-880	63	14	91053-K09-C01	77	23	93892-04010-18	57	34	
81220-KVR-650	101	1	89102-538-000	100	3	90206-001-000	38	12	90501-KST-920	99	12		79	18	93892-04014-08	57	35	
81250-K09-C00	81	14	89103-538-000	100	4	90231-198-010	44	12	90502-KWW-C00	81	18	91053-K09-C02	77	23	93892-05028-18	57	36	
81253-KPH-900	81	16	89216-K09-C00	100	5	90231-KVR-C00	43	20	90503-KBP-900	66	8		79	18	93893-04012-17	62	19	
81257-KWC-900	92	5				90301-473-003	75	11	90505-425-000	75	14	91053-KWB-601	79	17	93894-06016-08	82	17	
81312-KPH-900	66	5	90000			90301-GGC-900	92	7	90505-KZV-J00	63	15	91053-KWW-641	79	17	93903-24320	59	16	
						90301-K09-C00	66	6	90544-K09-C01	69	17	91053-MV1-003	79	18	93903-24480	64	18	
83000			90001-KWW-742	48	4	90301-KGH-901	75	11	90544-KRF-H71	69	17	91106-KVR-C00	43	28	93903-25310	59	17	
			90002-KWB-600	37	9	90301-KWB-600	85	10	90545-300-000	62	16	91202-KVR-C01	41	13	93903-25380	83	16	
83501-K92-A00	82	7	90004-GHB-690	37	10				90601-459-000	53	26	91204-KWW-C01	53	31	93903-25510	83	12	
83502-K92-A00	82	8	90004-KWW-742	48	5	90301-KZV-J00	60	5	90601-KRM-840	53	27	91208-KWW-C01	50	8	93903-34180	58	8	
83551-GE2-000	82	9	90012-KYY-900	38	11	90302-KBP-900	75	12	90601-KWW-B10	53	26	91251-GN5-901	71	13	93903-34320	82	18	
			90017-KWW-740	36	3				90601-KYY-900	53	27	91251-KEV-901	71	13		92	11	
83642-171-000	100	1	90031-KWB-600	50	5				90603-KWW-C00	43	26	91251-KGH-901	77	24	93903-34380	64	19	
83751-K92-A00	82	10	90050-K09-C01	44	11	90302-KWW-C00	61	17	90605-166-720	43	27		79	19		99	14	
			90050-KFL-850	44	11	90302-KYA-601	66	7	90605-200-000	55	10	91251-KGH-902	77	24	93903-34480	93	14	
86000			90071-171-010	54	16	90303-KWW-C00	77	20	90605-GFP-900	55	10		79	19		98	16	
			90081-KVR-C00	39	13				90605-K09-C01	43	27	91251-KPH-881	77	24			99	15
86101-K92-A00ZA	102	1	90082-KYY-900	39	14	90304-KVR-C00	63	13	90605-KYY-900	55	10		79	19				
86101-K92-A00ZB	102	1	90083-KFL-850	43	19	90305-KWW-640	92	8	90651-MA5-671	62	17	91251-KPH-901	74	14	94000			
86101-K92-A00ZC	102	1	90084-KTT-900	46	6	90306-KYA-601	71	12	90677-KWW-C00	81	19	91251-KWB-601	74	15				
86103-K09-C00ZB	102	2	90084-KZV-J00	52	16					82	14	91251-KWW-C00	74	14	94001-06000-0S	75	16	
86150-KYS-940	63	8	90085-KTC-920	45	6					92	9	91252-KWW-C10	74	15		77	25	
86201-K92-A00ZA	102	3	90087-K92-A00	46	7					98	14	91253-KWW-C00	77	24		79	20	
86201-K92-A00ZB	102	3	90101-GCH-000	98	12	90307-GFM-970	58	7		99	13		79	19	94001-08000-0S	75	17	
86201-K92-A00ZC	102	3	90101-GJ6-000	58	6	90309-KPH-971	77	20	90678-MN5-000	84	10	91256-KK3-840	59	15		90	14	
86202-K92-A00ZA	102	4	90101-K92-A01	94	8				90683-GAZ-930	82	15	91303-001-010	41	14	94002-10000-0S	89	8	
86202-K92-A00ZB	102	4	90101-KZV-J00	60	4	90380-KVR-C01	93	17	90701-KVR-C00	36	6	91304-KVR-C00	37	14	94021-10000-0S	91	5	
86202-K92-A00ZC	102	4	90102-K92-A00	59	14	90401-KRL-003	57	32		37	13	91307-KRM-840	41	15	94030-08000	41	16	
86641-K92-A00ZA	102	5	90102-KGH-900	62	13	90401-KVR-C00	43	21		40	3	91308-KVR-C00	46	8	94050-06000	62	20	
86641-K92-A00ZB	102	5	90102-KWW-640	63	10	90401-KWW-C00	36	4	90703-KVR-C00	50	7	91309-GFC-771	48	6		71	15	
86641-K92-A00ZC	102	5	90103-K09-C00	63	11	90402-KWW-740	37	12	90704-KWW-C00	54	17	91312-KWW-C00	46	9	94050-08000	85	11	
86642-K92-A00ZA	102	6	90105-KGH-900	73	11	90403-K09-C01	44	13	90741-003-010	51	6	91356-K09-C01	69	18		86	10	
86642-K92-A00ZB	102	6	90107-KBP-900	85	9	90403-KN6-930	47	3	90755-229-003	72	12	91356-KWW-662	69	18	94050-10000	47	4	
86642-K92-A00ZC	102	6	90107-KGH-600	82	11	90403-KPH-900	44	13	90899-422-610	92	10	91406-KVX-600	83	11	94050-10080	93	15	
86643-K92-A00ZA	102	7				90404-KWW-740	39	15				91509-GE2-760	63	16		97	9	
86644-K92-A00ZA	102	8	90107-KTM-970	99	10	90407-KVR-C00	50	6	91000						94101-05000	87	9	
			90107-KVV-900	86	8	90407-KWW-740	52	17				92000			94101-06000	88	10	
87000			90108-223-000	89	7	90412-187-000	52	18	91001-KWW-C01	51	7				94101-08000	81	20	
			90113-KWW-C00	61	16	90412-KPH-900	52	19	91004-KYY-931	53	28	92101-06020-0A	87	8		90	15	
87505-K09-D00	101	2	90114-KGH-900	62	14	90431-KVR-C00	43	22	91005-KYY-931	53	29	92800-12000	50	9	94101-12000	90	16	
87505-K09-L00	101	2	90115-KW7-900	81	17	90432-KVR-C00	43	23	91006-KYY-931	53	30	92811-10000	75	15	94103-08000	85	12	
87506-K09-D00	101	3				90433-KWW-C00	43	24	91011-KYY-901	45	7	92812-10000	90	13		86	11	
87506-K09-L00	101	3				90441-KVR-C00	39	16	91051-K09-C01	74	13	92900-08032-0E	37	15	94103-10000	91	6	
87509-K09-D00	101	4				90451-KGH-900	55	8							94111-10000	90	17	
87509-KVR-G00	101	5	90116-K09-C01	69	16	90452-413-000	52	20				93000			94201-16150	88	11	
87560-KTL-C00ZA	101	6	90116-KVB-900	83	10	90452-GB4-770	52	21	91051-K09-C02	74	13				94201-16180	81	21	
87560-KTL-C10ZA	101	6				90454-107-000	55	9				93101-06014-0A	50	10	94201-20150	75	18	
87560-KTL-C40ZA	101	6	90116-KWW-662	69	16	90455-KVR-C00	43	25	91051-KWF-901	79	16	93404-06012-00	37	16		87	10	
			90118-383-000	90	10	90461-035-000	52	22				93404-06020-08	98	15		90	18	
88000			90122-KWB-600	90	11	90461-459-010	52	23	91051-KWW-C51	74	13	93404-06025-08	94	9	94201-30300	89	9	
			90126-KVR-650	63	12	90461-KWB-600	52	24	91052-K09-C01	72	13	93414-06016-08	94	10	94301-08140	41	17	
88113-K92-A00	60	1	90128-KWB-600	77	18	90462-KWW-740	44	14				93500-05010-0A	49	6		46	10	
88114-K92-D00	63	9				90463-KRM-840	36	5				93500-05025-0G	61	18	94510-16000	55	11	



PART NO. INDEX

Part Number	Page	Ref.	Part Number	Page	Ref.	Part Number	Page	Ref.	Part Number	Page	Ref.	Part Number	Page	Ref.
95000			96001-06032-00	48	7									
			96001-06035-00	46	12									
95001-55040-40	80	8	96001-06040-00	41	18									
95002-02070	84	11	96001-06060-00	50	12									
95002-02100	80	9	96001-06075-00	50	13									
95002-02659	57	37	96001-06100-00	37	18									
95002-80000	83	13	96100-62000-00	44	16									
95005-35110-20	84	12												
95014-71102	89	10	98000											
95014-72102	89	11												
95014-73100	87	11	98200-21000	96	18									
95015-32001	71	16	98200-21500	96	19									
	87	12												
95015-42000	71	17	99000											
	87	13												
95018-42250	83	14	99001-10140	100	6									
95701-06008-00	92	12	99001-12170	100	7									
	96	14	99006-12000	100	8									
95701-06012-00	53	32	99006-19000	100	9									
95701-06012-08	80	10	99008-01600	100	10									
	81	22	99101-HF7-0800	57	38									
	96	15	99101-HP2-0820	57	38									
95701-06016-08	96	16	99103-GCE-0400	57	39									
95701-06018-00	39	19	99103-KFL-0420	57	39									
	50	11												
95701-06020-00	44	15												
95701-06020-08	96	17												
95701-06022-00	62	21												
95701-06025-07	87	14												
95701-06028-00	71	18												
95701-06035-00	75	19												
95701-08014-00	85	13												
	86	12												
95701-08014-07	81	23												
95701-08018-00	88	12												
95701-08025-00	39	20												
95701-08032-00	97	10												
95701-08035-00	88	13												
95701-08045-00	85	14												
	86	13												
95801-10035-00	91	7												
95801-10110-08	97	11												
96000														
96001-06012-00	66	9												
96001-06014-00	36	7												
	66	10												
96001-06016-00	47	5												
	49	7												
	84	13												
96001-06018-00	84	14												
96001-06020-00	99	16												
96001-06022-00	37	17												
	49	8												
96001-06025-00	46	11												
	47	6												
	66	11												
96001-06030-00	81	24												

PART NAME INDEX

Part name	Page	Ref.	Part name	Page	Ref.	Part name	Page	Ref.
[A]			BOLT A, STOPPER ARM	90	13	BOLT, FLANGE, 8X25	39	20
ADJUSTER, R. CHAIN	75	2	BOLT, ADAPTER, 10MM	60	4	BOLT, FLANGE, 8X32	70	15
	76	4	BOLT, ADJUSTING	58	6	BOLT, FLANGE, 8X35	97	10
	78	2	BOLT, BODY COVER SETTING	86	8	BOLT, FLANGE, 8X45	88	13
ARM ASSY., KICK STARTER	87	2	BOLT, BRAKE DISK, 8X24	73	11		85	14
ARM COMP., CAM CHAIN TENSIONER	39	3	BOLT, CLUTCH ADJUSTING	41	9		86	13
ARM COMP., GEARSHIFT	54	10	BOLT, COWL SETTING	85	9	BOLT, FR. FORK	68	10
ARM COMP., IN. VALVE ROCKER ..	38	3	BOLT, DRAIN PLUG, 12MM	50	9	BOLT, FR. HANDLE COVER	63	11
ARM COMP., SHIFT DRUM STOPPER	54	7	BOLT, DRIVE SPROCKET FIXING ...	52	16	BOLT, HANDLE LEVER PIVOT	62	14
ARM, FR. BRAKE	71	10	BOLT, FLANGE, 10X110	97	11	BOLT, HEAD COVER	36	3
ARM, RR. BRAKE	75	6	BOLT, FLANGE, 10X35	91	7	BOLT, HEX., 6X14	50	10
ARM, RR. BRAKE STOPPER	90	7	BOLT, FLANGE, 10X45	65	12	BOLT, HEX., 6X20	87	8
AXLE, FR. WHEEL	72	4	BOLT, FLANGE, 10X48	63	10	BOLT, KNOCK, 6MM	54	16
	73	1	BOLT, FLANGE, 5X12	37	9	BOLT, OIL, 10X22	62	15
	76	6	BOLT, FLANGE, 6MM	83	10	BOLT, PIN	70	6
	78	4		92	6	BOLT, R. HANDLE LEVER PIVOT ...	61	16
[B]			BOLT, FLANGE, 6X10	62	13	BOLT, SEALING, 14MM	39	13
BAG, OWNERS MANUAL	100	1	BOLT, FLANGE, 6X100	37	18	BOLT, SOCKET, 6X14	45	6
BAG, TOOL, 160MM	100	10	BOLT, FLANGE, 6X12	53	32	BOLT, SOCKET, 8MM	69	16
BALL ASSY., STEERING STEEL,				66	9	BOLT, SPECIAL FLANGE, 5X8	43	19
#6X21	65	4		80	10	BOLT, SPECIAL FLANGE, 6X25	44	11
BALL ASSY., STEERING STEEL,			BOLT, FLANGE, 6X14	81	22	BOLT, STUD, 7X180.5	50	5
#6X26	65	8		96	15	BOLT, STUD, 8X18	77	18
BAND, AIR CLEANER CONNECTING				98	12		78	13
TUBE	83	14	BOLT, FLANGE, 6X16	36	7	BOLT, STUD, 8X32	37	15
BAR COMP., SIDE STAND	89	6		66	10	BOLT, SWINGARM PIVOT	90	8
BAR COMP., STEP	88	1	BOLT, FLANGE, 6X18	47	5	BOLT, WASHER, 8X22	39	14
BAR, L. PILLION STEP	88	5		49	7	BOOT B	70	8
BAR, R. PILLION STEP	88	4		84	13	BOOT COMP.	62	5
BASE COMP.	94	4	BOLT, FLANGE, 6X18	96	16	BOOT, MIRROR	60	1
BATTERY	95	1		39	19	BOOT, PIN BUSH	70	7
BEARING, NEEDLE, 21X27X18	45	7	BOLT, FLANGE, 6X20	50	11	BOOT, R. MIRROR	63	9
BEARING, RADIAL BALL	51	7		84	14	BOX ASSY., SPEEDOMETER GEAR ...	73	7
BEARING, RADIAL BALL, 6001 ...	53	29		44	15	BOX, LUGGAGE	81	14
BEARING, RADIAL BALL, 6200 ...	44	16	BOLT, FLANGE, 6X22	96	17	BRACKET SUB ASSY., FR.	70	14
BEARING, RADIAL BALL, 6201 ...	53	28		99	16	BULB, HEADLIGHT	58	5
	74	13	BOLT, FLANGE, 6X25	37	17	BULB, POSITION LIGHT	93	12
BEARING, RADIAL BALL, 6201U ..	79	16		49	8	BULB, STOP & TAILLIGHT	94	5
BEARING, RADIAL BALL, 6201UU ..	74	13		62	21	BULB, WEDGE BASE	59	1
	77	21		46	11			2
	79	16	BOLT, FLANGE, 6X28	47	6	BULB, WINKER	93	13
	79	16		66	11	BUSH A, RUBBER	91	3
BEARING, RADIAL BALL, 6203 ...	53	30	BOLT, FLANGE, 6X30	87	14	BUSH B, RUBBER	91	2
BEARING, RADIAL BALL, 6203UU ..	77	23		71	18	BUSH, 15MM	52	3
	79	18	BOLT, FLANGE, 6X32	81	24	BUSH, GUIDE	67	6
	79	17		37	10	BUSH, RUBBER UPPER	91	2
BEARING, RADIAL BALL, 6301U ..	79	17	BOLT, FLANGE, 6X35	48	7			
BEARING, RADIAL BALL, 6301UU ..	72	13		46	12	[C]		
	77	22	BOLT, FLANGE, 6X40	75	19	CABLE ASSY., SPEEDOMETER	59	12
	79	17	BOLT, FLANGE, 6X60	41	18			13
BODY COMP., FRAME	97	4	BOLT, FLANGE, 6X75	50	12	CABLE COMP., FR. BRAKE	61	8
BODY SET, COCK	57	29		50	13	CABLE COMP., THROTTLE	61	1
BOLT-WASHER, 6X12	37	16	BOLT, FLANGE, 6X8	92	12	CALIPER SUB ASSY., R. FR.	70	13
BOLT-WASHER, 6X16	94	10		96	14	CAMSHAFT COMP.	38	2
BOLT-WASHER, 6X20	98	15	BOLT, FLANGE, 8X14	81	23	CAM, FR. BRAKE	71	7
BOLT-WASHER, 6X25	94	9		85	13	CAM, RR. BRAKE	75	5
BOLT-WASHER, 6X6	90	10		86	12	CAP ASSY., NOISE SUPPRESSOR ...	96	6
BOLT A, BRAKE STOPPER	75	15	BOLT, FLANGE, 8X18	88	12	CAP B, HANDLE COVER	61	15



PART NAME INDEX

Part name	Page	Ref.	Part name	Page	Ref.	Part name	Page	Ref.
CAP COMP., FUEL FILLER	80	3	COLLAR, CAM CHAIN TENSIONER ...	39	5	CUSHION, C.D.I. UNIT.....	96	1
CAP, 14MM	46	6	COLLAR, CLUTCH OUTER	44	4	CUSHION, FR. TOP COVER.....	97	6
CAP, 30MM	46	7	COLLAR, FR. AXLE DISTANCE	72	6	CYLINDER COMP.	40	1
CAP, BLEEDER	70	4		73	3	CYLINDER SET, MASTER.....	62	11
CAP, CABLE SEALING	57	21	COLLAR, FR. FENDER	66	5	CYLINDER SUB ASSY., FR. BRAKE		
CAP, CHAIN CASE PEEP HOLE	90	5		94	7	MASTER	62	6
CAP, CHANGE SWITCH CONTACT ...	54	14	COLLAR, FR. WHEEL SIDE	72	5	C.D.I. UNIT.....	96	3
CAP, CHOKE DUST	56	20		73	2			
CAP, MASTER CYLINDER	62	2	COLLAR, KICK SPRING	55	5	[D]		
CAP, RR. GRAB RAIL	81	3	COLLAR, LOCK PLATE	52	13	DAMPER SET, WHEEL.....	76	1
CAP, SPECIAL	58	2	COLLAR, MAIN SIDE COVER	66	8		78	1
CARBURETOR ASSY.	56	19	COLLAR, MUFFLER MOUNTING	85	8	DIAPHRAGM.....	62	9
CARRIER, RR.	81	13		86	6	DISK, CLUTCH FRICTION.....	44	6
CASE COMP., L. FR. BOTTOM	69	15	COLLAR, MUFFLER PROTECTOR	85	3	DISK, FR. BRAKE.....	73	10
CASE COMP., R. FR. BOTTOM	67	7	COLLAR, RR. AXLE DISTANCE	76	10	DOWEL PIN, 8X14.....	41	17
	68	7		78	8		46	10
CASE COMP., UNDER	59	7	COLLAR, RR. BRAKE PANEL SIDE ..	75	3	DOWEL PIN, SPECIAL, 10X14.....	50	7
CASE SUB ASSY., AIR CLEANER ..	83	5	COLLAR, RR. WHEEL SIDE	76	8	DOWEL PIN, SPECIAL, 8X14.....	36	6
CASE, L. FR. BOTTOM	69	15		78	6		37	13
CASE, R. FR. BOTTOM	67	7	COLLAR, RUBBER BUSH	91	4		40	3
	68	7	COLLAR, RUBBER BUSH UPPER	91	4	DRIVER, SCREW.....	100	7
CASE, UNDER HALF DRIVE CHAIN -	90	2	COLLAR, SET	56	18	DRUM, GEARSHIFT.....	54	4
CASE, UPPER HALF DRIVE CHAIN -	90	1	COLLAR, WINKER STAY	86	7	DUST SEAL, 21X37X7	74	14
CATCH COMP., SEAT	81	8	CONTACT ASSY., CHANGE SWITCH ..	50	4	DUST SEAL, 27X40X4.5.....	77	24
CENTER, CLUTCH	44	5	COTTER, VALVE	38	10		79	19
CHAIN, CAM	39	2	COUNTERSHAFT	52	2	DUST SEAL, 42X54X7	74	15
CHAIN, DRIVE	90	3	COVER COMP., CYLINDER HEAD ...	36	1	DUST SEAL, 47X57X7	71	13
CHAMBER SET, FLOAT	56	6	COVER COMP., L. RR. CRANKCASE ..	46	2	DUST SEAL, BRAKE CAM.....	71	6
CIRCLIP	62	17	COVER COMP., R. CRANKCASE	41	1		75	8
CIRCLIP, 17MM	53	27	COVER SET, L. BODY	82	2	DUST SEAL, STEERING HEAD.....	65	7
CIRCLIP, 20MM	53	26	COVER SET, L. MAIN PIPE SIDE ..	98	4	[E]		
CIRCLIP, 7MM	43	27	COVER SET, R. BODY	82	1	ELEMENT COMP., AIR CLEANER....	83	2
CIRCLIP, EXTERNAL, 16MM	55	11	COVER SET, R. MAIN PIPE SIDE ..	98	3	EMBLEM, PRODUCT.....	63	8
CIRCLIP, INTERNAL, 45MM	43	25	COVER SUB ASSY., AIR CLEANER ..	83	8	E-RING, 7MM.....	43	27
CLAMP	59	9	COVER, BATTERY	81	1	[F]		
CLAMPER B, BRAKE HOSE	62	4	COVER, CENTER	82	3	FENDER A, FR.	66	3
CLAMPER, BRAKE HOSE	66	12	COVER, FR. DECORATION	98	9	FENDER B, FR.	66	4
CLAMPER, OVER FLOW	46	5	COVER, FR. HANDLE	63	3	FENDER B, RR.	92	3
CLAMP, TUBE	83	11		5	FENDER SET A, RR.	92	4	
	84	9	COVER, L. BODY DECORATION	99	8	FILTER COMP., AIR.....	84	2
CLIP, FUEL HOSE	84	10	COVER, L. CRANKCASE	46	1	FLANGE SUB ASSY., FINAL DRIVEN	76	9
CLIP, GEARSHIFT FORK GUIDE PIN	54	3	COVER, L. FR. BODY LOWER	99	6		78	7
CLIP, HIGH TENSION CORD & SENSOR CORD	41	11	COVER, L. RR. BODY LOWER	82	6	FLAP, TIRE	72	3
CLIP, OIL DRAIN TUBE	84	1	COVER, L. TAILLIGHT	82	8		77	17
CLIP, PISTON PIN	51	5	COVER, MAIN PIPE	99	3	FLOAT SET	56	4
CLIP, PISTON PIN, 13MM	41	3	COVER, MUFFLER	85	5	FLYWHEEL COMP.	47	1
CLIP, TRIM	82	15		86	4	FORK ASSY., L. FR.	68	14
CLIP, TUBE	57	37	COVER, OIL FILTER	42	1		69	14
	80	9	COVER, R. BODY DECORATION	99	7	FORK ASSY., R. FR.	67	1
	83	13	COVER, R. FR. BODY LOWER	99	5	FORK, GEARSHIFT.....	54	1
	84	11	COVER, R. RR. BODY LOWER	82	5	FUEL UNIT.....	80	5
CLIP, VALVE GUIDE	37	3	COVER, R. TAILLIGHT	82	7	FUSE B	96	18
CLUTCH, ONE WAY	45	2	COVER, SOCKET	58	4		19	
COIL ASSY., IGNITION	96	5	COVER, TAILLIGHT	82	10			
COLLAR A, HANDLE SETTING	63	14	CRANKCASE COMP., L.	50	2			
COLLAR B, HANDLE SETTING	63	15	CRANKCASE COMP., R.	50	1			
COLLAR, 19.1X30X4	43	18	CRANKSHAFT COMP.	51	1			
COLLAR, 6.2X20	81	18	CUP, FUEL STRAINER	57	25			
			CUSHION ASSY., RR.	91	1			

PART NAME INDEX

Part name	Page	Ref.	Part name	Page	Ref.	Part name	Page	Ref.
[G]								
GASKET SET	56	1	HOUSING, UNDER THROTTLE	61	12	MOTOR UNIT, STARTER	48	2
		2	HOUSING, UPPER THROTTLE	61	11	MUFFLER COMP., EX.	85	4
		12	HUB SUB ASSY., FR.	72	7		86	2
		5	HUB SUB ASSY., RR.	76	11	[N]		
GASKET, AIR FEED PIPE	84	5	[I]			NEEDLE SET, JET	56	3
GASKET, CARBURETOR INSULATOR ..	37	5	INDICATOR, FR. BRAKE	71	8	NUT B, BRAKE ROD ADJUSTING	71	17
GASKET, CYLINDER	40	2		75	9		87	13
GASKET, CYLINDER HEAD	37	4	INNER COMP., ONE-WAY CLUTCH ...	42	6	NUT B, LOCK, 14MM	44	12
GASKET, EX. PIPE	85	1	INSULATOR, CARBURETOR	37	6	NUT SET, SQUARE	56	13
	86	1	[J]			NUT, CAP, 10MM	91	5
GASKET, FLOAT CHAMBER	57	23	JET, MAIN, #80	57	38	NUT, CLIP, 4MM	63	7
GASKET, HEAD COVER	36	2		57	38		82	4
GASKET, L. CRANKCASE COVER ...	46	4	JET, MAIN, #82	57	38	NUT, CLIP, 5MM	81	19
GASKET, OIL FILTER	42	2	JET, SLOW, #40X#40	57	39		82	14
GASKET, OIL PUMP BODY	49	2	JET, SLOW, #42	57	39		92	9
GASKET, R. CRANKCASE COVER ...	41	2	JOINT B, BRAKE ARM	71	16		98	14
GAUGE, OIL LEVEL	41	4		87	12	NUT, CLIP, 6MM	99	13
GEAR COMP., PRIMARY CLUTCH ...	42	13	JOINT, DRIVE CHAIN	90	4		92	8
GEAR COMP., STARTER REDUCTION	45	4	[K]			NUT, FLANGE SPECIAL, 8MM	77	20
GEAR, COUNTERSHAFT FIRST	52	4	KEY SET	97	1		79	15
GEAR, COUNTERSHAFT FOURTH ...	52	10	KEY, BLANK	97	3	NUT, FLANGE, 10MM	47	4
GEAR, COUNTERSHAFT SECOND	52	6	KEY, SEAT LOCK	81	11		63	13
GEAR, COUNTERSHAFT THIRD	52	8	KEY, WOODRUFF, 4MM	51	6		93	15
GEAR, MAINSHAFT FOURTH	52	9	[L]			NUT, FLANGE, 12MM	71	12
GEAR, MAINSHAFT SECOND	52	5	LABEL, AIR CLEANER ELEMENT				73	12
GEAR, MAINSHAFT THIRD	52	7	NOTICE	101	4		75	13
GEAR, SPEEDOMETER	71	3	LABEL, RR. CARRIER	101	1	NUT, FLANGE, 6MM	90	12
	73	8	LABEL, TIRE & DRIVE CHAIN	101	2		62	20
GEAR, STARTER DRIVEN	45	1	LENS	59	4		66	7
GRIP	100	4	LENS COMP.	94	3	NUT, FLANGE, 8MM	71	15
GRIP COMP., THROTTLE	61	9	LENS, L. WINKER	93	11		85	10
GRIP, L. HANDLE	61	10	LENS, R. WINKER	93	6		11	11
GROMMET, AIR CLEANER CASE ...	82	9	LEVER COMP., CLUTCH	41	5	NUT, HEX., 10MM	60	5
	97	7	LEVER COMP., R. HANDLE	61	13		89	8
GROMMET, MAIN PIPE COVER	99	2	LEVER SET, COCK	57	30	NUT, HEX., 5MM	61	17
GUARD, CARBURETOR	83	15	LEVER, CHOKE	56	8	NUT, HEX., 6MM	75	16
GUIDE COMP., BRAKE CABLE	66	2	LEVER, R. STEERING HANDLE	62	12		77	25
GUIDE, CLUTCH OUTER	44	3	[M]			NUT, HEX., 7MM	37	11
GUIDE, VALVE	37	2	MAINSHAFT	52	1	NUT, HEX., 8MM	41	16
[H]			MARK, BATTERY CAUTION	101	3		75	17
HANDLE, EYE WRENCH, 12MM	100	8	MARK, DRIVE CAUTION	101	6	NUT, LOCK, 14MM	90	14
HARNES, WIRE	96	8	MARK, HONDA	102	1		43	20
HEADLIGHT UNIT	58	1	MARK, L. BODY COVER	102	6	NUT, SPECIAL, 5MM	92	7
HEAD COMP., CYLINDER	37	1	MARK, L. WING	102	4	NUT, SPECIAL, 6MM	66	6
HEAD, CAM CHAIN TENSIONER PUSH ROD	39	8	MARK, R. BODY COVER	102	5		75	12
HEATER ONLY	56	15	MARK, R. WING	102	3	NUT, STEERING STEM LOCK	65	3
HOLDER, CANISTER	92	2	MIRROR COMP., L.	60	3	NUT, TAPPET ADJUSTING	38	12
HOLDER, L. PILLION STEP	88	8	MIRROR COMP., R.	60	2	NUT, U, 6MM	75	11
HOLDER, MASTER CYLINDER	62	8	[G]			NUT, U, 8MM	77	20
HOLDER, NEEDLE JET	57	24	HOUSING, UNDER THROTTLE	61	12		79	15
HOLDER, R. PILLION STEP	88	6	HOUSING, UPPER THROTTLE	61	11			
HOOK, MAIN STAND SPRING	89	4	HUB SUB ASSY., FR.	72	7			
HORN ASSY.	96	10	HUB SUB ASSY., RR.	76	11			
HOSE COMP., FR. BRAKE	62	3	[I]					
HOSE, BREATHER	83	1	INDICATOR, FR. BRAKE	71	8			
				75	9			
			INNER COMP., ONE-WAY CLUTCH ...	42	6			
			INSULATOR, CARBURETOR	37	6			
			[J]					
			JET, MAIN, #80	57	38			
			JET, MAIN, #82	57	38			
			JET, SLOW, #40X#40	57	39			
			JET, SLOW, #42	57	39			
			JOINT B, BRAKE ARM	71	16			
				87	12			
			JOINT, DRIVE CHAIN	90	4			
			[K]					
			KEY SET	97	1			
			KEY, BLANK	97	3			
			KEY, SEAT LOCK	81	11			
			KEY, WOODRUFF, 4MM	51	6			
			[L]					
			LABEL, AIR CLEANER ELEMENT					
			NOTICE	101	4			
			LABEL, RR. CARRIER	101	1			
			LABEL, TIRE & DRIVE CHAIN	101	2			
			LENS	59	4			
			LENS COMP.	94	3			
			LENS, L. WINKER	93	11			
			LENS, R. WINKER	93	6			
			LEVER COMP., CLUTCH	41	5			
			LEVER COMP., R. HANDLE	61	13			
			LEVER SET, COCK	57	30			
			LEVER, CHOKE	56	8			
			LEVER, R. STEERING HANDLE	62	12			
			[M]					
			MAINSHAFT	52	1			
			MARK, BATTERY CAUTION	101	3			
			MARK, DRIVE CAUTION	101	6			
			MARK, HONDA	102	1			
				102	2			
			MARK, L. BODY COVER	102	6			
			MARK, L. WING	102	4			
			MARK, R. BODY COVER	102	5			
			MARK, R. WING	102	3			
			MIRROR COMP., L.	60	3			
			MIRROR COMP., R.	60	2			



PART NAME INDEX

Part name	Page	Ref.	Part name	Page	Ref.	Part name	Page	Ref.
[O]			PLATE ASSY., REFLECTING	59	8	ROTOR, OIL PUMP INNER	49	3
OIL SEAL, 11.6X22X7	50	8	PLATE COMP., CLUTCH LIFTER	41	8	ROTOR, OIL PUMP OUTER	49	4
OIL SEAL, 13.8X24X5	41	13	PLATE COMP., OIL SEPARATE	44	1	RUBBER A, TAILLIGHT MOUNTING..	94	2
OIL SEAL, 17X29X5	53	31	PLATE COMP., PRIMARY DRIVE	42	5	RUBBER, CARRIER MOUNTING.....	82	13
OIL SEAL, 21X37X7	72	12	PLATE SET, VALVE	56	11	RUBBER, CLUTCH DAMPER	42	12
OIL SEAL, 47X57X7	71	13	PLATE, CLUTCH	44	7	RUBBER, CUSHION	63	6
O-RING	48	6	PLATE, CLUTCH LIFTER	44	9	RUBBER, KEY CYLINDER	99	4
O-RING, 10X1.5	59	15	PLATE, CLUTCH LIFTER CAM	41	6	RUBBER, LUGGAGE BOX MOUNTING..	81	16
O-RING, 13.8X2.5	46	8	PLATE, CLUTCH PRESSURE	44	8	RUBBER, MOUNTING	36	4
O-RING, 15.8X2.85	69	18	PLATE, CLUTCH SIDE	42	10	RUBBER, MUFFLER MOUNTING.....	85	7
O-RING, 18X3	41	15	PLATE, DIAPHRAGM	62	10		86	5
O-RING, 1.3X4.3	56	16	PLATE, DRUM LOCK	52	15	RUBBER, PILLION STEP	88	3
O-RING, 25X2.4	37	14	PLATE, FIXING	52	12	RUBBER, PROTECTOR	92	5
O-RING, 2.4X25	56	17	PLATE, GEARSHIFT DRUM STOPPER ..	54	5	RUBBER, PROTECTOR MOUNTING	86	3
O-RING, 30MM	46	9	PLATE, L. ALVEOLATE	98	11	RUBBER, PROTECTOR PACKING	85	2
O-RING, 40.5X3	76	13	PLATE, L. INNER MAIN PIPE	98	6	RUBBER, SEAT SETTING	81	6
	78	10	PLATE, L. MAIN PIPE COVER			RUBBER, STAND STOPPER	89	5
O-RING, 8MM	41	14	LINER	98	8	RUBBER, STEP	88	2
OUTER ASSY., PRIMARY CLUTCH ..	42	11	PLATE, OIL STOPPER	50	3	RUBBER, STOPPER ARM	75	7
OUTER COMP., CLUTCH	44	2	PLATE, PILLION STEP SIDE	88	7	RUBBER, WINKER MOUNTING.....	98	1
OUTER, STARTING CLUTCH	45	3	PLATE, R. ALVEOLATE	98	10			
			PLATE, R. INNER MAIN PIPE	98	5	[S]		
			PLATE, R. MAIN PIPE COVER			SCREEN, FUEL STRAINER	57	26
[P]			LINER	98	7	SCREEN, OIL FILTER	49	5
PACKING	48	1	PLUG, CONE TYPE	92	10	SCREW-WASHER, 3X12	57	33
PACKING, BASE	80	6	PLUG, SPARK	37	8	SCREW-WASHER, 3X25	59	5
PACKING, DRAIN COCK	50	6	PROTECTOR	62	7	SCREW-WASHER, 4X10	57	34
PACKING, DRIVE CHAIN CASE	90	6	PUMP ASSY., OIL	49	1		59	11
PACKING, LENS	93	7				SCREW-WASHER, 4X12	62	19
PAD SET, FR.	70	2	[R]				63	17
PANEL COMP., RR. BRAKE	75	4	RACE, STEERING BOTTOM BALL	65	2		82	16
PANEL SUB COMP., FR. BRAKE	71	5	RACE, STEERING BOTTOM CONE	65	6	SCREW-WASHER, 4X14	57	35
PEDAL COMP., BRAKE	87	6	RACE, STEERING TOP BALL	65	1	SCREW-WASHER, 4X6	48	4
PEDAL, GEAR CHANGE	87	1	RACE, STEERING TOP CONE	65	5	SCREW-WASHER, 5X16	48	5
PINION, KICK STARTER	55	1	RATCHET, STARTER DRIVE	55	2	SCREW-WASHER, 5X28	57	36
PIN, GEARSHIFT DRUM	54	6	RECTIFIER COMP., REGULATOR	96	7	SCREW-WASHER, 6X16	82	17
PIN, GEARSHIFT FORK GUIDE	54	2	REFLECTOR, RR. REFLEX	92	1	SCREW SET	56	7
PIN, GUIDE ROLLER	39	10	REFLECTOR, RR. SIDE REFLEX	66	1		82	10
PIN, HANGER	70	10	RELAY COMP., STARTER	96	12	SCREW, 6X12	82	11
PIN, PILLION STEP	88	9	RELAY COMP., WINKER	96	11		99	9
PIN, PISTON	51	4	RETAINER COMP., BALL	41	10	SCREW, BLEEDER	70	3
PIN, SEAT HINGE	81	7	RETAINER, FUEL UNIT	80	7	SCREW, COWL SETTING	99	10
PIN, SHIFT RETURN SPRING	54	13	RETAINER, KICK SPINDLE	55	4	SCREW, FLAT, 4X12	62	18
PIN, SPLIT, 1.6X15	88	11	RETAINER, SPRING	42	15	SCREW, OVAL, 5X20	71	14
PIN, SPLIT, 1.6X18	81	21	RETAINER, VALVE SPRING	38	8	SCREW, PAN, 5X10	49	6
PIN, SPLIT, 2.0X15	75	18	RIM, FR. WHEEL	72	9	SCREW, PAN, 5X11.5	63	16
	87	10	RIM, RR. WHEEL	76	14	SCREW, PAN, 5X25	61	18
	90	18	RING SET, PISTON	51	2	SCREW, SIDE STAND PIVOT	89	7
PIN, SPLIT, 3.0X30	89	9	RING, BACK UP	67	5	SCREW, SPECIAL 6X5	93	17
PIN, STOPPER	42	17	RING, OIL SEAL STOPPER	68	11	SCREW, STEERING HANDLE WEIGHT ..	63	12
PIPE COMP., AIR FEED	84	4	RING, PISTON	68	9	SCREW, TAPPET ADJUSTING	38	11
PIPE COMP., FR. FORK	67	3	RING, STOPPER	70	5	SCREW, TAPPING, 2.5X6	59	14
PIPE COMP., INLET	37	7	ROD COMP., RR. BRAKE	87	5	SCREW, TAPPING, 4X12	59	16
PIPE COMP., STEERING HANDLE ..	63	1	ROD COMP., TENSIONER PUSH	39	7		64	19
PIPE, INLET	37	7	ROLLER COMP., CAM CHAIN GUIDE ..	39	9		82	18
PIPE, SEAT	68	12	ROLLER, 3X10	54	17		92	11
PISTON	51	3	ROLLER, 5X8	43	28		99	14
	70	12	ROLLER, CAM CHAIN TENSIONER	39	4			

PART NAME INDEX

Part name	Page	Ref.	Part name	Page	Ref.	Part name	Page	Ref.
SCREW, TAPPING, 4X16	64	18	SPRING, FR. BRAKE ARM RETURN ..	71	11	TIRE, RR.	76	15
	93	14	SPRING, FR. FORK	67	2		78	11
	98	16	SPRING, GEARSHIFT ARM	54	11	TOOL SET	100	2
	99	15	SPRING, GEARSHIFT RETURN	54	12	TOP SET	56	5
SCREW, TAPPING, 4X8	58	8	SPRING, KICK RETURN	55	7	TUBE A, AIR INJECTION CONTROL VALVE	84	6
SCREW, TAPPING, 4.2X16	93	8	SPRING, LOCK KEY SETTING	81	4	TUBE B, AIR INTAKE	84	7
SCREW, TAPPING, 4.2X19	94	8	SPRING, ONE WAY RETAINER	42	4	TUBE C, AIR SUCTION VALVE	84	8
SCREW, TAPPING, 5X16	59	17	SPRING, PAD	70	9	TUBE, 3.5X110	84	12
	83	16	SPRING, PRIMARY CLUTCH	42	7	TUBE, AIR CLEANER CONNECTING ..	83	9
SCREW, TAPPING, 5X25	83	12	SPRING, REBOUND	67	4	TUBE, AIR CLEANER DRAIN	83	7
SCREW, U-LOCK FLAT, 6X12	97	8	SPRING, SEAT LOCK	81	9	TUBE, AIR VENT	57	28
SCREW, VISOR SPECIAL SETTING ..	81	17	SPRING, SHIFT DRUM STOPPER	54	8	TUBE, BATTERY BREATHER	95	2
	82	12	SPRING, SIDE FRICTION	42	9	TUBE, FUEL, 5.3X40	80	8
	98	13	SPRING, STOP SWITCH	87	4	TUBE, FUEL, 5.3X600	80	4
	99	11	SPRING, SUB GEAR	42	16	TUBE, OVERFLOW	57	27
SEAL SET, FR. FORK	68	13	SPRING, TENSIONER	39	6	TUBE, TIRE	72	11
SEAL SET, PISTON	70	1	SPRING, VALVE	38	7		73	6
SEAL, AIR CLEANER CASE	83	4	SPROCKET COMP., CAM CHAIN				76	16
SEAL, AIR CLEANER COVER	83	3	GUIDE	39	11		77	16
SEAL, DUST	68	8	SPROCKET, CAM	39	1		78	12
SEAL, VALVE STEM	38	1	SPROCKET, DRIVE	52	11	TUBE, VINYL, 11X15X40	83	6
SEAT ASSY., DOUBLE	81	5	SPROCKET, FINAL DRIVEN	76	5			
SEAT B, SPRING	68	10		78	3	[V]		
SEAT, VALVE SPRING	38	9	STAND COMP., MAIN	89	1	VALVE ASSY., AIR SUCTION	84	3
SET RING, 20MM	55	10	STATOR COMP.	47	2	VALVE COMP., FLOAT	57	22
SET RING, 23MM	43	26	STAY, FR. TOP COVER	97	5	VALVE SET, AIR CUT	56	14
SHAFT, REDUCTION GEAR	45	5	STAY, HEADLIGHT	58	3	VALVE SET, THROTTLE	56	9
SHAFT, ROCKER ARM	38	4	STAY, IGNITION COIL	96	13	VALVE, EX.	38	6
SHAFT, RR. BRAKE PIVOT	89	2			20	VALVE, IN.	38	5
SHOE SET, BRAKE	71	1	STAY, LOWER COVER	99	1	[W]		
	75	1	STAY, RR. WINKER	93	9	WASHER B, LOCK	43	23
SLEEVE, RR. WHEEL	76	7	STAY, TAILLIGHT	94	6	WASHER, 10X24	47	3
	78	5	STAY, WINKER	93	16	WASHER, 14.1MM	44	14
SOCKET COMP.	59	10	STEM SUB ASSY., STEERING	65	10	WASHER, 17X23X1.5	43	24
SOCKET COMP., L. WINKER	93	3	STRAINER COMP., FUEL	80	1	WASHER, 30X45X0.8	43	21
SOCKET COMP., R. WINKER	93	1	STRIPE, L. FR. COVER	102	8	WASHER, 6.2X19X2.3	52	17
SPANNER, 10X14	100	6	STRIPE, R. FR. COVER	102	7	WASHER, 7.2X16X2.5	37	12
SPANNER, 12X17	100	7	SUB CORD, STARTER MOTOR	48	3	WASHER, 8MM	39	18
SPEEDOMETER ASSY.	59	3	SUB GEAR	42	14		41	12
SPEEDOMETER COMP.	59	6	SUB HARNESS, CARBURETOR HEATER	57	31		75	14
SPINDLE COMP., GEARSHIFT	54	9	SWINGARM SUB ASSY., RR.	90	9	WASHER, 8.5X26X2.3	39	15
SPINDLE, CAM CHAIN GUIDE			SWITCH ASSY., COMBINATION & LOCK	97	2	WASHER, CLUTCH SIDE	42	8
SPROCKET	39	12	SWITCH ASSY., FR. STOP	61	7	WASHER, LOCK	43	22
SPINDLE, KICK STARTER	55	3		62	1	WASHER, LOCK, 20MM	52	25
SPOKE SET A, 10X158.5	76	3	SWITCH ASSY., RR. STOP	87	3	WASHER, LOCK, 6MM	58	7
SPOKE SET A, 10X159.0	76	2	SWITCH UNIT, DIMMER	61	4	WASHER, OIL BOLT	62	16
SPOKE SET A, 11X159	72	2	SWITCH UNIT, HORN	61	5	WASHER, PIVOT BOLT	90	11
SPOKE SET A, 11X160	72	1	SWITCH UNIT, STARTER	61	3	WASHER, PLAIN	57	32
SPRING ASSY., RR. BRAKE RETURN	87	7	SWITCH UNIT, WINKER	61	6	WASHER, PLAIN, 10MM	91	6
SPRING A, BRAKE ROD	87	11				WASHER, PLAIN, 12MM	90	16
SPRING A, MAIN STAND	89	10	[T]			WASHER, PLAIN, 5MM	87	9
SPRING A, SIDE STAND	89	11	TAILLIGHT UNIT	94	1	WASHER, PLAIN, 6MM	88	10
SPRING, BRAKE SHOE	71	9	TANK COMP., FUEL	80	2	WASHER, PLAIN, 8MM	81	20
	75	10	THREAD COMP., STEERING HEAD				85	12
SPRING, CAM PLATE SIDE	41	7	TOP	65	11			
SPRING, CHANGE FRICTION	52	14	TIRE, FR.	72	10			
SPRING, CHANGE SWITCH CONTACT	54	15		73	5			
SPRING, CLUTCH	44	10						
SPRING, FRICTION STARTER GEAR	55	6						



PART NAME INDEX

Part name	Page	Ref.	Part name	Page	Ref.	Part name	Page	Ref.
WASHER, PLAIN, 8MM	86	11						
	90	15						
WASHER, SEALING, 14MM	39	16						
WASHER, SEALING, 6.2X12X1.2 ..	36	5						
	39	17						
WASHER, SEAT LOCK	81	10						
WASHER, SEAT MOUNTING, 6MM ...	99	12						
WASHER, SPECIAL, 12X23	52	19						
WASHER, SPECIAL, 14MM	55	8						
WASHER, SPECIAL, 8MM	69	17						
WASHER, SPEEDOMETER GEAR	71	4						
	73	9						
WASHER, SPLINE, 17MM	52	22						
WASHER, SPLINE, 20MM	52	23						
		24						
WASHER, SPRING, 10MM	90	17						
WASHER, STEERING STEM NUT	65	9						
WASHER, THRUST, 15MM	52	18						
WASHER, THRUST, 17MM	44	13						
	52	21						
WASHER, THRUST, 20MM	52	20						
	55	9						
WASHER, WAVE	70	11						
WEIGHT A, STEERING HANDLE	63	2						
WEIGHT SET, PRIMARY CLUTCH ...	42	3						
WHEEL SUB ASSY., FR.	72	8						
	73	4						
WHEEL SUB ASSY., RR.	76	12						
	78	9						
WINKER ASSY., L. RR.	93	10						
WINKER ASSY., R. RR.	93	5						
WINKER COMP., L. FR.	93	4						
WINKER COMP., R. FR.	93	2						
WRENCH, EYE, 19MM	100	9						
WRENCH, SPARK PLUG	100	5						

1

FOREWORD INDEX

2

ENGINE GROUP

3

FRAME GROUP

4

PART NUMBER INDEX

5

PART NAME INDEX

HONDA
The Power of Dreams

June 06, 2016



PARTS CATALOGUE NEWS

Honda Motor Co., Ltd.
Service Division Service Technology

PARTS CATALOGUE - CORRECTED

Printed in Japan

CODE NO.	13K92H01
PARTS CATALOGUE NEWS	AFS110SP/1SP/2SP AFS110SPH AFS1101SPH AFS1102SPH
NEWS NO.	001

(CH-KD)K92

NOTE A:PART NO. CHANGE D:NEWLY PROVIDED E:PART NO. DELETION K:REQUIRED NO. CORRECTION L:APPLICATION SERIAL NO. CORRECTION
M:PART DESCRIPTION CORRECTION T:APPLICATION CORRECTION Z:REMARKS CHANGE

AFS110SP (AFS110SPH).....2DK,DK

No.	MODEL		AFS110SPH						
	COLOR		Pearl procyon black	Candy lucid red	Pearl cancer white	Applicable model		Applicable block No.	Ref. No.
	CODE		NH-A06P	R-264C	NH-495P				
	Name of colored parts	Basic part No.	NHA06	R264	NH495	Initial applicable model	Final applicable model		
17	MARK, HONDA	86101-K92-A00	ZC	ZB	ZA			F-50	1
18	MARK, HONDA	86103-K09-C00	ZB	ZB	ZB			F-50	2
19	MARK, L. BODY COVER	86642-K92-A00	ZC	ZB	ZA			F-50	6
20	MARK, L. WING	86202-K92-A00	ZC	ZB	ZA			F-50	4
21	MARK, R. BODY COVER	86641-K92-A00	ZC	ZB	ZA			F-50	5
22	MARK, R. WING	86201-K92-A00	ZC	ZB	ZA			F-50	3
23	PANEL COMP., RR. BRAKE	43100-KWW-640	ZD	ZD	ZD			F-18	4
24	STRIPE, L. FR. COVER	86644-K92-A00	ZA	ZA	ZA			F-50	8
25	STRIPE, R. FR. COVER	86643-K92-A00	ZA	ZA	ZA			F-50	7
26	SWINGARM SUB ASSY., RR.	52200-K09-D00	ZC	ZC	ZC			F-32	9
27	WHEEL SUB ASSY., FR.	44650-K03-C40	ZB	ZB	ZB			F-14-40	4
28	WHEEL SUB ASSY., RR.	42650-K03-C20	ZB	ZB	ZB			F-19-30	9
29	COVER SET, FR.	64000-K92-A00	ZF	ZE	ZD			F-44	17

PARTS CATALOGUE NEWS

BOOKNo. :13K92H01

AFS110SP (AFS110SPH).....3LA

No.	MODEL		AFS110SPH						
	COLOR		Pearl procyon black	Candy lucid red	Pearl cancer white	Applicable model		Applicable block No.	Ref. No.
	CODE		NH-A06P	R-264C	NH-495P	Initial applicable model	Final applicable model		
	Name of colored parts	Basic part No.	NHA06	R264	NH495				
21	MARK, R. WING	86201-K92-A00	ZC	ZB	ZA			F-50	3
22	PANEL COMP., RR. BRAKE	43100-KWW-640	ZB	ZB	ZB			F-18	4
23	STRIPE, L. FR. COVER	86644-K92-A00	ZA	ZA	ZA			F-50	8
24	STRIPE, R. FR. COVER	86643-K92-A00	ZA	ZA	ZA			F-50	7
25	SWINGARM SUB ASSY., RR.	52200-K09-D00	ZC	ZC	ZC			F-32	9
26	COVER SET, FR.	64000-K92-A00	ZF	ZE	ZD			F-44	17

NOTE A:PART NO. CHANGE D:NEWLY PROVIDED E:PART NO. DELETION K:REQUIRED NO. CORRECTION L:APPLICATION SERIAL NO. CORRECTION
M:PART DESCRIPTION CORRECTION T:APPLICATION CORRECTION Z:REMARKS CHANGE

PARTS CATALOGUE NEWS

BOOKNo. :13K92H01

AFS110SP (AFS110SPH).....MX

No.	MODEL		AFS110SPH						
	COLOR		Pearl procyon black	Candy lucid red	Pearl cancer white	Applicable model		Applicable block No.	Ref. No.
	CODE		NH-A06P	R-264C	NH-495P	Initial applicable model	Final applicable model		
	Name of colored parts	Basic part No.	NHA06	R264	NH495				
21	MARK, R. WING	86201-K92-A00	ZC	ZB	ZA			F-50	3
22	PANEL COMP., RR. BRAKE	43100-KWW-640	ZD	ZD	ZD			F-18	4
23	STRIPE, L. FR. COVER	86644-K92-A00	ZA	ZA	ZA			F-50	8
24	STRIPE, R. FR. COVER	86643-K92-A00	ZA	ZA	ZA			F-50	7
25	SWINGARM SUB ASSY., RR.	52200-K09-D00	ZC	ZC	ZC			F-32	9
26	WHEEL SUB ASSY., FR.	44650-K03-C40	ZB	ZB	ZB			F-14-40	4
27	WHEEL SUB ASSY., RR.	42650-K03-C20	ZB	ZB	ZB			F-19-30	9
28	COVER SET, FR.	64000-K92-A00	ZF	ZE	ZD			F-44	17

NOTE A:PART NO. CHANGE D:NEWLY PROVIDED E:PART NO. DELETION K:REQUIRED NO. CORRECTION L:APPLICATION SERIAL NO. CORRECTION
M:PART DESCRIPTION CORRECTION T:APPLICATION CORRECTION Z:REMARKS CHANGE

PARTS CATALOGUE NEWS

BOOKNo. :13K92H01

AFS1101SP (AFS1101SPH)

No.	MODEL		AFS1101SPH						
	COLOR		Pearl procyon black	Candy lucid red	Pearl cancer white	Applicable model		Applicable block No.	Ref. No.
	CODE		NH-A06P	R-264C	NH-495P	Initial applicable model	Final applicable model		
	Name of colored parts	Basic part No.	NHA06	R264	NH495				
21	MARK, R. WING	86201-K92-A00	ZC	ZB	ZA			F-50	3
22	PANEL COMP., RR. BRAKE	43100-KWW-640	ZD	ZD	ZD			F-18	4
23	STRIPE, L. FR. COVER	86644-K92-A00	ZA	ZA	ZA			F-50	8
24	STRIPE, R. FR. COVER	86643-K92-A00	ZA	ZA	ZA			F-50	7
25	SWINGARM SUB ASSY., RR.	52200-K09-D00	ZC	ZC	ZC			F-32	9
26	WHEEL SUB ASSY., FR.	44650-K03-C40	ZB	ZB	ZB			F-14-40	4
27	WHEEL SUB ASSY., RR.	42650-K03-C20	ZB	ZB	ZB			F-19-30	9
28	COVER SET, FR.	64000-K92-A00	ZF	ZE	ZD			F-44	17

NOTE A:PART NO. CHANGE D:NEWLY PROVIDED E:PART NO. DELETION K:REQUIRED NO. CORRECTION L:APPLICATION SERIAL NO. CORRECTION
M:PART DESCRIPTION CORRECTION T:APPLICATION CORRECTION Z:REMARKS CHANGE

PARTS CATALOGUE NEWS

BOOKNo. :13K92H01

AFS1102SP (AFS1102SPH)

No.	MODEL		AFS1102SPH						
	COLOR		Pearl procyon black	Candy lucid red	Pearl cancer white	Applicable model		Applicable block No.	Ref. No.
	CODE		NH-A06P	R-264C	NH-495P	Initial applicable model	Final applicable model		
	Name of colored parts	Basic part No.	NHA06	R264	NH495				
21	MARK, R. WING	86201-K92-A00	ZC	ZB	ZA			F-50	3
22	PANEL COMP., RR. BRAKE	43100-KWW-640	ZB	ZB	ZB			F-18	4
23	STRIPE, L. FR. COVER	86644-K92-A00	ZA	ZA	ZA			F-50	8
24	STRIPE, R. FR. COVER	86643-K92-A00	ZA	ZA	ZA			F-50	7
25	SWINGARM SUB ASSY., RR.	52200-K09-D00	ZC	ZC	ZC			F-32	9
26	COVER SET, FR.	64000-K92-A00	ZF	ZE	ZD			F-44	17

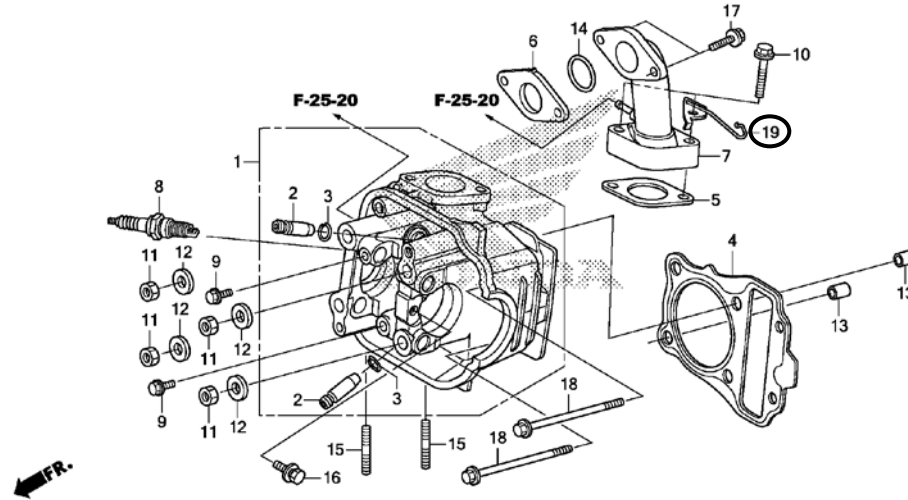
NOTE A:PART NO. CHANGE D:NEWLY PROVIDED E:PART NO. DELETION K:REQUIRED NO. CORRECTION L:APPLICATION SERIAL NO. CORRECTION
M:PART DESCRIPTION CORRECTION T:APPLICATION CORRECTION Z:REMARKS CHANGE

PARTS CATALOGUE NEWS

BOOKNo. :13K92H01

Block No.	Ref. No.	Note	Part No.	Description	Reqd. QTY			Serial No.	Parts catalogue code
					SP	1SP	2SP		

E-2 CYLINDER HEAD



K923E0200A

E-2	19	D	17640-K09-C00	CLAMPER, OVER FLOW	1	1	1		
F-2	1	E	34908-K08-900	*PARTS NO. DELETION					
	A		34908-K92-A01	BULB, WEDGE BASE (T10) (12V 2W)	7	7	7		
	2	E	34909-GGC-900	*PARTS NO. DELETION					
	A		34909-K92-A01	BULB, WEDGE BASE (T10 12V 3W)	3	3	3		
	3	E	37200-K92-A00	*PARTS NO. DELETION					
	E		37200-K92-M00	*PARTS NO. DELETION					
	A		37200-K92-A01	SPEEDOMETER ASSY. (KPH)	1	-	1	-----	3LA, LA
	A		37200-K92-M01	1	1	-	-----	2DK, DK, LA, MX
	4	E	37202-K92-A00	*PARTS NO. DELETION					
	A		37202-K92-A01	LENS	1	1	1		
	5	E	37205-K92-A00	*PARTS NO. DELETION					

NOTE A:PART NO. CHANGE D:NEWLY PROVIDED E:PART NO. DELETION K:REQUIRED NO. CORRECTION L:APPLICATION SERIAL NO. CORRECTION
M:PART DESCRIPTION CORRECTION T:APPLICATION CORRECTION Z:REMARKS CHANGE

PARTS CATALOGUE NEWS

BOOKNo. :13K92H01

Block No.	Ref. No.	Note	Part No.	Description	Reqd. QTY			Serial No.	Parts catalogue code
					SP H	AFS110 1SP H	2SP H		
		A	37205-K92-A01	SCREW-WASHER, 3X25	3	3	3		
	6	E	37210-K92-A00	*PARTS NO. DELETION					
		A	37210-K92-A01	SPEEDOMETER COMP.	1	1	1		
	7	E	37212-K92-A00	*PARTS NO. DELETION					
		A	37212-K92-A01	CASE COMP., UNDER	1	1	1		
	8	E	37214-K92-A00	*PARTS NO. DELETION					
		A	37214-K92-A01	PLATE ASSY., REFLECTING	1	1	1		
	9	E	37215-K92-A00	*PARTS NO. DELETION					
		A	37215-K92-A01	CLAMP	1	1	1		
	10	E	37224-K92-A00	*PARTS NO. DELETION					
		E	37224-K92-M00	*PARTS NO. DELETION					
		A	37224-K92-A01	SOCKET COMP.	1	-	1	-----	3LA, LA
		A	37224-K92-M01	1	1	-	-----	2DK, DK, LA, MX
	11	E	37305-K08-901	*PARTS NO. DELETION					
		A	37305-K92-A01	SCREW-WASHER, 4X10	2	2	2		
	14	E	90102-K92-A00	*PARTS NO. DELETION					
		A	90103-K92-A01	SCREW, TAPPING, 2.5X6	2	2	2		
	16	E	93903-24320	*PARTS NO. DELETION					
		A	90102-K92-A01	SCREW, TAPPING, 4X10	1	1	1		

NOTE A:PART NO. CHANGE D:NEWLY PROVIDED E:PART NO.DELETION K:REQUIRED NO. CORRECTION L:APPLICATION SERIAL NO. CORRECTION
M:PART DESCRIPTION CORRECTION T:APPLICATION CORRECTION Z:REMARKS CHANGE

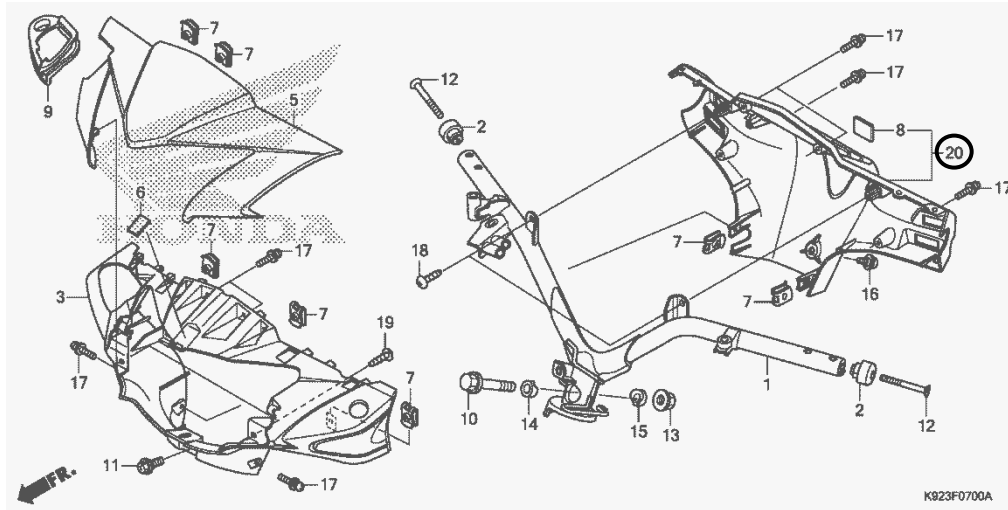
PARTS CATALOGUE NEWS

BOOKNo. :13K92H01

Block No.	Ref. No.	Note	Part No.	Description	Reqd. QTY			Serial No.	Parts catalogue code
					SP	1SP	2SP		
					H	H	H		

F-7 HANDLE PIPE/HANDLE COVER

Ref. No.	(Relative ref. Number)	Description	FRT
20	4131B6	COVER, HANDLE :REAR	0.5
	4131U1	COVER, HANDLE :BOTH	0.7



F-7	20	D	53250-K92-A00	COVER COMP., HANDLE RR.	1	1	1		
-----	----	---	---------------	------------------------------	---	---	---	--	--

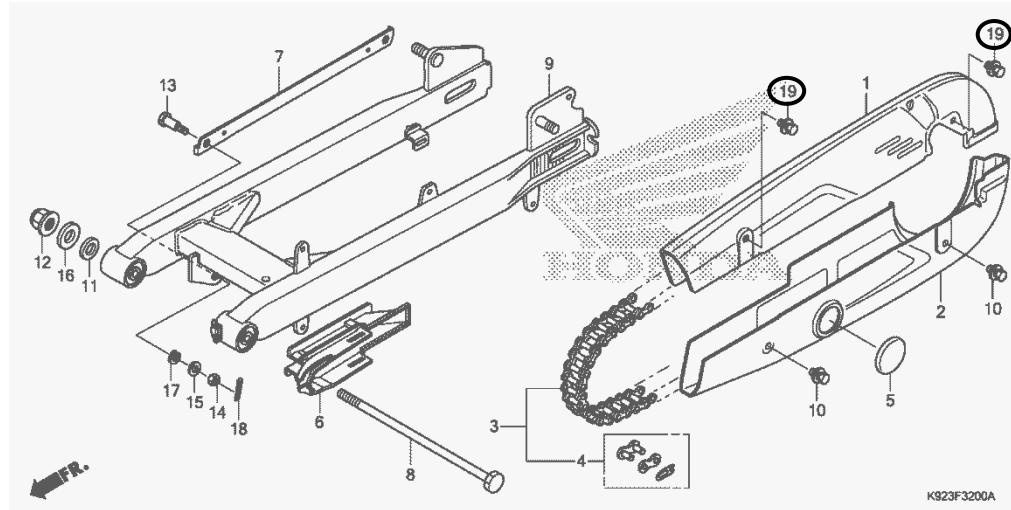
NOTE A:PART NO. CHANGE D:NEWLY PROVIDED E:PART NO.DELETION K:REQUIRED NO. CORRECTION L:APPLICATION SERIAL NO. CORRECTION
M:PART DESCRIPTION CORRECTION T:APPLICATION CORRECTION Z:REMARKS CHANGE

PARTS CATALOGUE NEWS

BOOKNo. :13K92H01

Block No.	Ref. No.	Note	Part No.	Description	Reqd. QTY			Serial No.	Parts catalogue code
					SP	1SP	2SP		
					H	H	H		

F-32 SWINGARM



F-32	6	E	40591-KWW-640	*PARTS NO. DELETION					
	A		40591-K92-A00	PACKING, DRIVE CHAIN CASE	1	1	1		
	9	E	52200-K09-D00ZB	*PARTS NO. DELETION					
	A		52200-K09-D00ZC	SWINGARM SUB ASSY., RR. *NH1*.....BLACK	1	1	1		
	10	K	90118-383-000	BOLT-WASHER, 6X6	2	2	2		
	19	D	90118-KWW-V00	BOLT-WASHER, 6X6	2	2	2		

NOTE A:PART NO. CHANGE D:NEWLY PROVIDED E:PART NO. DELETION K:REQUIRED NO. CORRECTION L:APPLICATION SERIAL NO. CORRECTION
M:PART DESCRIPTION CORRECTION T:APPLICATION CORRECTION Z:REMARKS CHANGE

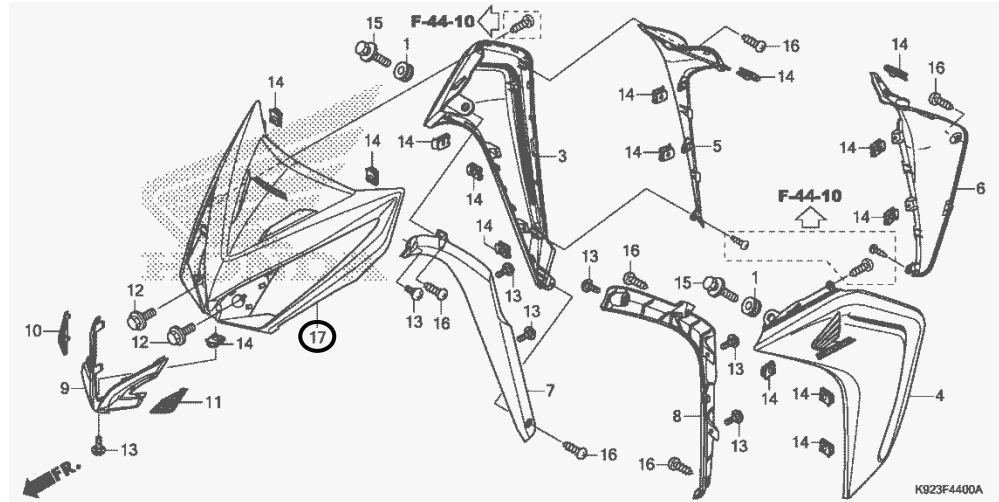
PARTS CATALOGUE NEWS

BOOKNo. :13K92H01

Block No.	Ref. No.	Note	Part No.	Description	Reqd. QTY			Serial No.	Parts catalogue code
					SP	1SP	2SP		
					H	H	H		

F-44 FRONT COVER

Ref. No.	(Relative ref. Number)	Description	FRT
17	4111E3	COVER, FRONT	0.3



F-44	17	D	64000-K92-A00ZD	COVER SET, FR. (WL) *TYPE3*.....	1	1	1		
		D	64000-K92-A00ZE	*TYPE2*.....	1	1	1		
		D	64000-K92-A00ZF	*TYPE1*.....	1	1	1		
F-49	2	E	87505-K09-D00	*PARTS NO. DELETION					
		E	87505-K09-L00	*PARTS NO. DELETION					
		A	87505-K92-A00	LABEL, TIRE & DRIVE CHAIN	1	1	1	-----	3LA, LA, MX
		A	87505-K92-D00	1	-	-	-----	2DK, DK

NOTE A:PART NO. CHANGE D:NEWLY PROVIDED E:PART NO. DELETION K:REQUIRED NO. CORRECTION L:APPLICATION SERIAL NO. CORRECTION
M:PART DESCRIPTION CORRECTION T:APPLICATION CORRECTION Z:REMARKS CHANGE



PARTS CATALOGUE NEWS

Honda Motor Co., Ltd.
Service Division Service Technology

PARTS CATALOGUE - CORRECTED

Printed in Japan

CODE NO.	13K92H01
PARTS CATALOGUE NEWS	AFS110SP/1SP/2SP AFS110SPH AFS1101SPH AFS1102SPH
NEWS NO.	002

(CH-KD)K92

Block No.	Ref. No.	Note	Part No.	Description	Reqd. QTY			Serial No.	Parts catalogue code
					SP H	AFS110 1SP H	2SP H		
F-10	1	E	33741-KZL-891	*PARTS NO. DELETION					
		A	33741-KYY-901	REFLECTOR, REFLEX (AMBER).....	2	2	2		

NOTE A:PART NO. CHANGE D:NEWLY PROVIDED E:PART NO. DELETION K:REQUIRED NO. CORRECTION L:APPLICATION SERIAL NO. CORRECTION
M:PART DESCRIPTION CORRECTION T:APPLICATION CORRECTION Z:REMARKS CHANGE

July 11, 2016



PARTS CATALOGUE NEWS

Honda Motor Co., Ltd.
Service Division Service Technology

PARTS CATALOGUE - CORRECTED

Printed in Japan

CODE NO.	13K92H01
PARTS CATALOGUE NEWS	AFS110SP/1SP/2SP AFS110SPH AFS1101SPH AFS1102SPH
NEWS NO.	003

(CH-KD)K92

Block No.	Ref. No.	Note	Part No.	Description	Reqd. QTY			Serial No.	Parts catalogue code
					SP H	AFS110 1SP H	2SP H		
F-32	10	E	90118-383-000	*PART NO. DELETION					
		A	90118-KWW-V00	BOLT-WASHER, 6X6.....	2	2	2		

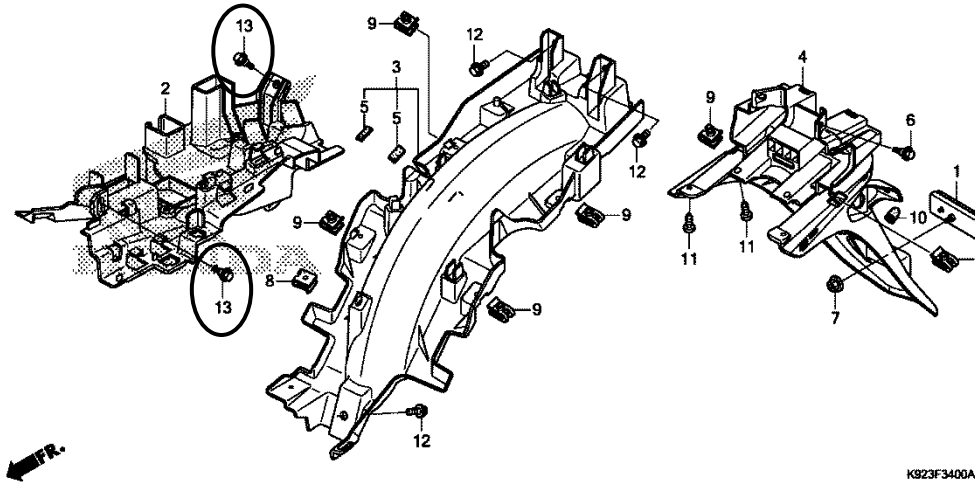
NOTE A:PART NO. CHANGE D:NEWLY PROVIDED E:PART NO. DELETION K:REQUIRED NO. CORRECTION L:APPLICATION SERIAL NO. CORRECTION
M:PART DESCRIPTION CORRECTION T:APPLICATION CORRECTION Z:REMARKS CHANGE

PARTS CATALOGUE NEWS

BOOKNo. :13K92H01

Block No.	Ref. No.	Note	Part No.	Description	Reqd. QTY			Serial No.	Parts catalogue code
					SP	1SP	2SP		
					H	H	H		

F-34 REAR FENDER



F-34	6	K	90116-KVB-900	BOLT, FLANGE, 6MM.....	2	2	2		
	13	D	90111-162-000	BOLT, FLANGE, 6MM.....	2	2	2		

NOTE A:PART NO. CHANGE D:NEWLY PROVIDED E:PART NO. DELETION K:REQUIRED NO. CORRECTION L:APPLICATION SERIAL NO. CORRECTION
M:PART DESCRIPTION CORRECTION T:APPLICATION CORRECTION Z:REMARKS CHANGE



PARTS CATALOGUE NEWS

Honda Motor Co., Ltd.
Service Division Service Technology

PARTS CATALOGUE - CORRECTED

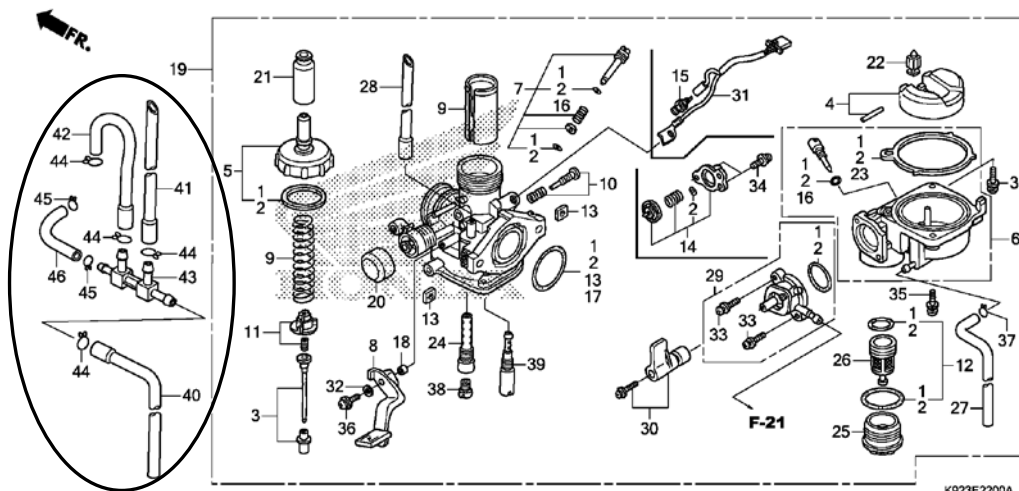
Printed in Japan

CODE NO.	13K92H01
PARTS CATALOGUE NEWS	AFS110SP/1SP/2SP AFS110SPH AFS1101SPH AFS1102SPH
NEWS NO.	004

(CH-KD)K92

Block No.	Ref. No.	Note	Part No.	Description	Reqd. QTY			Serial No.	Parts catalogue code
					SP	1SP	2SP		

E-22 CARBURETOR



E-22	40	D	16955-K09-C00	TUBE A.....	1	-	-	-----	2DK, 3LA
	41	D	16956-K09-C00	TUBE B.....	1	-	-	-----	2DK, 3LA

NOTE A:PART NO. CHANGE D:NEWLY PROVIDED E:PART NO. DELETION K:REQUIRED NO. CORRECTION L:APPLICATION SERIAL NO. CORRECTION
M:PART DESCRIPTION CORRECTION T:APPLICATION CORRECTION Z:REMARKS CHANGE

PARTS CATALOGUE NEWS

BOOKNo. :13K92H01

Block No.	Ref. No.	Note	Part No.	Description	Reqd. QTY			Serial No.	Parts catalogue code
					SP H	AFS110 1SP H	2SP H		
	42	D	16957-K09-C00	TUBE C.....	1	-	-	-----	2DK, 3LA
	43	D	16960-K09-C00	JOINT, 4WAY.....	1	-	-	-----	2DK, 3LA
	44	D	95002-02089	CLIP, TUBE (B1 8)	4	-	-	-----	2DK, 3LA
	45	D	95002-02659	CLIP, TUBE (B6. 5).....	2	-	-	-----	2DK, 3LA
	46	D	95005-35060-50	TUBE, 3. 5X60 (95005-35001-50M) .	1	-	-	-----	2DK, 3LA
F-36	7	E	61104-428-000	*PART NO. DELETION					
		A	90502-GG2-000	COLLAR, RR. FENDER.....	3	3	3		
F-49	1	E	81220-KVR-650	*PART NO. DELETION					
		A	87512-KYY-970	LABEL, RR. CARRIER.....	1	-	-	-----	2DK, DK

NOTE A:PART NO. CHANGE D:NEWLY PROVIDED E:PART NO. DELETION K:REQUIRED NO. CORRECTION L:APPLICATION SERIAL NO. CORRECTION
M:PART DESCRIPTION CORRECTION T:APPLICATION CORRECTION Z:REMARKS CHANGE