



**XL200**

**CATÁLOGO DE PIEZAS**

December 03, 2015



**CATALOGO DE PIEZAS**

03 de Diciembre, 2015



**XL200<sub>E/F/G</sub>**

9

Moto Honda da Amazônia Ltda.





Go to Spanish version



# XL200

PARTS CATALOGUE



XL200<sub>E/F/G</sub>

## CONTENTS

Group

GENERAL INFORMATION

1

ENGINE GROUP

2

FRAME GROUP

3

PART NUMBER INDEX

4

PART NAME INDEX

5







# GENERAL INFORMATION

## Contents

Instruction for Use of Parts Catalogue..... 1

How to Refer to the Part Information ..... 2

Parts Catalogue Structure ..... 3

When the Parts Were Revised..... 4

Abbreviations Used in the Parts Catalogue..... 4

How to Check the Part Block and Serial Numbers ..... 5

Color Label Attachment Position Check..... 5

Models, Area Codes and Applicable Serial Numbers ..... 6

Color Label..... 7

Color Chart ..... 8

Fuel Hose, General Purpose Hoses And Vinyl Hose..... 9

Bulk Part Number of Fuel Hose, General Purpose Hose and Vinyl  
Hose ..... 13

How to Use the Flat Rate Service Time (F.R.T.)..... 14

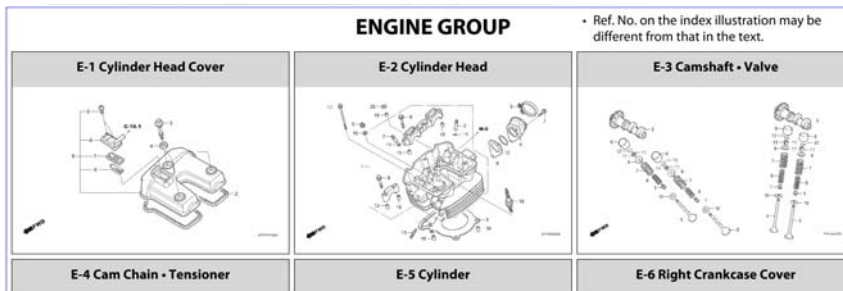
## Instruction for Use of Parts Catalogue

- This parts catalogue was prepared based on the latest information available as of **December 03, 2015**.
- Always specify the part number when ordering a part.
- Check the model, type, serial numbers, color, maker, and the size as needed before ordering a part.
- Note that the illustrations (part drawings) can differ from the actual parts in shape.
- When modifications or additions to this parts catalogue are made, a revised edition will be issued at an appropriate time, with successively progressing revision numbers on the cover.
- We recommend obtaining such revisions in order to keep your parts catalogue up-to-date at all times. To check whether a parts catalogue revision has been issued, please contact your HONDA distributor.



# How to Refer to the Part Information

## A Reference with "Illustrated index"



## B Reference with "Part number index"

| PART NUMBER INDEX |           |               |           |               |           |
|-------------------|-----------|---------------|-----------|---------------|-----------|
| Part no.          | Block no. | Part no.      | Block no. | Part no.      | Block no. |
| <b>06000</b>      |           |               |           |               |           |
| 06410-KPF-900     | F-12      | 13000-KPF-960 | E-14      | 14903-KT7-013 | E-3       |
| 06450-KGA-B90     | F-11      | 13011-KPF-900 | E-14      | 14904-KT7-013 | E-3       |
| 06451-GE2-405     | F-9       | 13021-KPF-900 | E-14      | 14905-KT7-013 | E-3       |
| 06455-KW6-844     | F-9       | 13031-KPF-900 | E-14      | 14907-KT7-013 | E-3       |
| <b>11000</b>      |           |               |           |               |           |
| 11100-KPF-900     | E-13      | 13101-KPF-900 | E-14      | 14908-KT7-013 | E-3       |
| 11110-KPF-900     | E-13      | 13102-KPF-900 | E-14      | 14909-KT7-013 | E-3       |
| 11191-KPF-901     | E-13      | 13103-KPF-900 | E-14      | 14910-KT7-013 | E-3       |
| 11200-KPF-900     | E-13      | 13111-KPF-900 | E-14      | 14911-KT7-013 | E-3       |
| 11330-KPF-960     | E-6       | 13112-KPF-960 | E-14      | 14912-KT7-013 | E-3       |
| 11333-KPF-960     | E-6       | 13331-360-000 | E-14      | 14913-KT7-013 | E-3       |
| 11335-KPF-900     | E-6       | 13410-KPF-960 | E-15      | 14914-KT7-013 | E-3       |
| 11340-KPF-960     | E-9       | 13421-KPF-900 | E-15      | 14915-KT7-013 | E-3       |
| 11352-KPF-900     | E-9       | 13423-KPF-960 | E-15      | 14916-KT7-013 | E-3       |
| 11355-KPF-960     | E-9       | <b>14000</b>  |           |               |           |
| 11360-KPF-960     | E-9       | 14100-KPF-901 | E-3       | 14917-KT7-013 | E-3       |
|                   |           | 14200-KPF-901 | E-3       | 14918-KT7-013 | E-3       |
|                   |           |               |           | 14919-KT7-013 | E-3       |
|                   |           |               |           | 14920-KT7-013 | E-3       |
|                   |           |               |           | 14921-KT7-013 | E-3       |
|                   |           |               |           | 14922-KT7-013 | E-3       |
|                   |           |               |           | 14923-KT7-013 | E-3       |

## C Reference with "Part name index"

| PART NAME INDEX              |           |                                |           |                           |           |
|------------------------------|-----------|--------------------------------|-----------|---------------------------|-----------|
| Part name                    | Block no. | Part name                      | Block no. | Part name                 | Block no. |
| <b>A</b>                     |           |                                |           |                           |           |
| Bearing, Needle, 22x29x30    | F-21      | Bolt, Flange, 6x130            | E-2       | Bolt, Flange, 7x25        | E-6       |
| Bearing, Needle, 26x31x24    |           | Bolt, Flange, 6x14             | F-4       | Bolt, Flange, 8x12        | F-27      |
| Adjuster, Chain              | F-21      | (NTN)                          | E-11      | Bolt, Flange, 8x14        | F-2       |
| Arm Comp., Middle            | F-18      | Bearing, Radial Ball, 13x37x12 | E-15      | Bolt, Flange, 6x16        | E-4       |
| Arm, Gear Change             | F-18      | Bearing, Radial Ball, 17x42x12 | E-16      | Bolt, Flange, 6x16        | E-8       |
| Arm, Rr. Brake               | F-11      | Bearing, Radial Ball, 28x76x18 | E-14      | Bolt, Flange, 6x16        | F-19      |
| Axle, Fr. Wheel              | F-10      | Bearing, Radial Ball, 6002     | F-21      | Bolt, Flange, 6x16 (NSHF) | E-4       |
| Axle, Rr. Wheel              | F-12      | Bearing, Radial Ball, 6202     | E-16      | Bolt, Flange, 6x16 (NSHF) | E-6       |
|                              |           | Bearing, Radial Ball, 6203U    | F-12      | Bolt, Flange, 6x16 (NSHF) | F-13      |
|                              |           | (NACHI)                        |           | Bolt, Flange, 8x25        | F-9       |
|                              |           | Bearing, Radial Ball, 6203U    | F-12      | Bolt, Flange, 8x28        | F-18      |
|                              |           | (NSK)                          |           | Bolt, Flange, 8x28        | F-19      |
| Bag, Owners Manual           | F-23      | Bearing, Radial Ball, 6204     | E-16      | Bolt, Flange, 8x36        | F-5       |
| Bag, Tool (160)              | F-29      | Bearing, Radial Ball, 6204(UU) | F-12      | Bolt, Flange, 8x40        | F-5       |
| Band, Air Cleaner Connecting | F-16      | Bearing, Radial Ball, 6204(UU) | F-12      | Bolt, Flange, 6x20        | F-18      |
| Tube                         | F-16      | Bearing, Radial Ball, 6204UU   | F-12      | Bolt, Flange, 6x20 (SH)   | F-30      |
| Band, Battery                | F-26      | Bearing, Radial Ball, 6204UU   | F-12      | Bolt, Flange, 6x22        | F-3       |
| Band, Insulator              | E-2       | Bearing, Radial Ball, 6903     | E-7       | Bolt, Flange, 6x22 (NSHF) | F-4       |
| Band, Resonator (28)         | F-16      | Binder                         | E-18      | Bolt, Flange, 6x25        | F-3       |
|                              |           | Body Comp., Frame              | F-28      | Bolt, Head Cover          | E-1       |

**ENGINE GROUP**

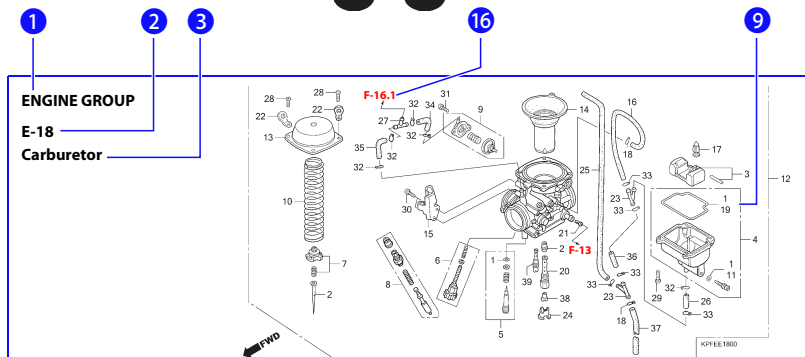

**E-3 Camshaft - Valve**

**Block No.**

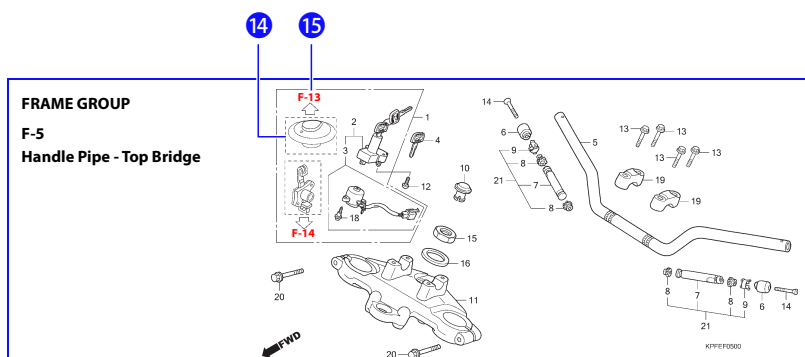
**Ref. No.**

| Ref. No. | L.O.N. | Service Item  | F.R.T. | Ref. No. | Part No.      | Description              | Reqd. Qty. |   |   |   | Serial No. |
|----------|--------|---|--------|----------|---------------|--------------------------|------------|---|---|---|------------|
|          |        |   |        |          |               |                          | A          | B | C | D |            |
| 2        | 1111E5 | Camshaft: Intake<br>• Includes: Valve clearance adjustment                                  | 1.6    | 1        | 12209-G84-681 | Seal, Valve Stem (INOK)  | 4          | 4 | 4 |   |            |
|          |        |   |        | 2        | 14100-KPF-901 | Camshaft Comp., In.      | 1          | 1 | 1 |   |            |
|          |        |   |        | 3        | 14200-KPF-901 | Camshaft Comp., Ex.      | 1          | 1 | 1 |   |            |
| 3        | 1111E6 | Camshaft: Exhaust<br>• Includes: Valve clearance adjustment                                 | 1.6    | 4        | 14711-KPF-900 | Valve, In.               | 2          | 2 | 2 |   |            |
|          |        |   |        | 5        | 14721-KPF-900 | Valve, Ex.               | 2          | 2 | 2 |   |            |
| 1111T4   |        | Camshaft: For 1 vehicle<br>• Includes: Valve clearance adjustment                           | 2.0    | 6        | 14731-MT4-010 | Lifter, Valve            | 4          | 4 | 4 |   |            |
|          |        |   |        | 7        | 14751-KPF-900 | Spring, Valve Outer      | 4          | 4 | 4 |   |            |
|          |        |   |        | 8        | 14761-KPF-900 | Spring, Valve Inner      | 4          | 4 | 4 |   |            |
| 4        | 1111N0 | Valve, Intake (One)<br>• Includes: Engine removal and installation                          | 3.6    | 9        | 14771-MAT-000 | Retainer, Valve Spring   | 4          | 4 | 4 |   |            |
|          |        |   |        | 10       | 14775-MA6-000 | Seat, Valve Spring Outer | 4          | 4 | 4 |   |            |
|          |        |   |        | 11       | 14781-MAT-000 | Cotter, Valve            | 8          | 8 | 8 |   |            |
| 1111N0A  |        | • Replace all intake valve add  | 0.2    | 12       | 14901-KT7-013 | Shim, Tappet (1.200)     | 4          | 4 | 4 |   |            |
| 1111N1   |        | Valve, Exhaust (One)<br>• Includes: Engine removal and installation                         | 3.6    |          | 14902-KT7-013 | Shim, Tappet (1.225)     | 4          | 4 | 4 |   |            |
|          |        |   |        |          | 14903-KT7-013 | Shim, Tappet (1.250)     | 4          | 4 | 4 |   |            |
|          |        |   |        |          | 14904-KT7-013 | Shim, Tappet (1.275)     | 4          | 4 | 4 |   |            |
|          |        |   |        |          | 14905-KT7-013 | Shim, Tappet (1.300)     | 4          | 4 | 4 |   |            |
| 1111N1A  |        | • Replace all exhaust valve add   | 0.2    |          | 14906-KT7-013 | Shim, Tappet (1.325)     | 4          | 4 | 4 |   |            |
| 1111P0   |        | Valve: For 1 vehicle<br>• Includes: Engine removal and installation<br>• Includes: Refacing | 4.2    |          | 14907-KT7-013 | Shim, Tappet (1.350)     | 4          | 4 | 4 |   |            |
|          |        |   |        |          | 14908-KT7-013 | Shim, Tappet (1.375)     | 4          | 4 | 4 |   |            |
|          |        |   |        |          | 14909-KT7-013 | Shim, Tappet (1.400)     | 4          | 4 | 4 |   |            |
|          |        |   |        |          | 14910-KT7-013 | Shim, Tappet (1.425)     | 4          | 4 | 4 |   |            |
|          |        |   |        |          | 14911-KT7-013 | Shim, Tappet (1.450)     | 4          | 4 | 4 |   |            |
|          |        |   |        |          | 14912-KT7-013 | Shim, Tappet (1.475)     | 4          | 4 | 4 |   |            |
|          |        |   |        |          | 14913-KT7-013 | Shim, Tappet (1.500)     | 4          | 4 | 4 |   |            |
|          |        |   |        |          | 14914-KT7-013 | Shim, Tappet (1.525)     | 4          | 4 | 4 |   |            |

## Parts Catalogue Structure



| Ref. No. | L.O.N. | Service Item                    | F.R.T. | Ref. No. | Part No.        | Description                         | Reqd. Qty: |   |   |   | Serial No. | Note |
|----------|--------|---------------------------------|--------|----------|-----------------|-------------------------------------|------------|---|---|---|------------|------|
|          |        |                                 |        |          |                 |                                     | A          | B | C | D |            |      |
| 1        | 711140 | Shoe(Pad) Set, Brake: Rear..... | 0.5    | 1        | 06450-KGA-B90   | Shoe Set, Brake (JB NH FD).....     | 1          | 1 | 1 |   |            |      |
| 2        | 7111A9 | (3) Panel, Rear Brake.....      | 0.6    | 2        | 43160-KPF-900Z0 | Panel Comp., Rr. Brake "NH100"..... | 1          | 1 | 1 |   |            |      |
| 7        | 7111C4 | Arm, Brake: Rear.....           | 0.1    | 3        | 43141-KPF-900   | Cam, Rr. Brake.....                 | 1          | 1 | 1 |   |            |      |
|          |        |                                 |        | 4        | 43142-KAS-900   | Seat, Rr. Brake Cam.....            | 1          | 1 | 1 |   |            |      |
|          |        |                                 |        | 5        | 43145-399-000   | Indicator, Rr. Brake.....           | 1          | 1 | 1 |   |            |      |
|          |        |                                 |        | 6        | 43151-329-000   | Spring, Brake Shoe.....             | 2          | 2 | 2 |   |            |      |
|          |        |                                 |        | 7        | 43410-KPF-900   | Arm, Rr. Brake.....                 | 1          | 1 | 1 |   |            |      |
|          |        |                                 |        | 8        | 45134-KD7-005   | Dust Seal, Brake Cam (NOK).....     | 2          | 2 | 2 |   |            |      |
|          |        |                                 |        | 9        | 90301-473-003   | Nut, U, 6mm.....                    | 1          | 1 | 1 |   |            |      |
|          |        |                                 |        | 10       | 90305-ME5-003   | Nut, Flange, 16mm.....              | 1          | 1 | 1 |   |            |      |
|          |        |                                 |        | 11       | 90559-KPF-900   | Washer, Rr. Axle.....               | 1          | 1 | 1 |   |            |      |
|          |        |                                 |        | 12       | 90032-GHR-750   | Bolt, Flange, 6x38.....             | 1          | 1 | 1 |   |            |      |



### 1 Group Name

### 2 Block Number

- Address No. is provided (in place of the page No.) to help you refer to the part with the part No. or part name.

### 3 Block Title

### 4 Service Item/Flat rate time

### 5 Reference Number

- Title number marked with the parenthesis indicates that it continues from the previous page.

### 6 Part Number

### 7 Description

### 8 HONDA Color Code

### 9 Assemblies

- Sections framed with broken lines in the exploded view drawings are available as complete assemblies. (Their individual parts can also be obtained).

### 10 Note

- Notes are shown in the part name column.

### 11 Required Quantity

- Reqd. QTY shown in the parenthesis indicates the optional part.
- Reqd. QTY marked with "N" indicates the optional part that should be selected as needed.
- Reqd. QTY indicates the number of the part used in the block.

### 12 Serial Number

### 13 Parts Catalogue Code

- When the parts catalogue code column is blank, it indicates that the part is applicable to all codes.

### 14

- Parts enclosed within a dotted line are covered in a different block.

### 15

- A hollow arrow indicates the block No. for the parts enclosed within a dotted line .

### 16

- A solid arrow indicates the block No. the part in question is connected to.



### When the Parts Were Revised




| Ref. No. | Part. No.     | Description   | Revd. No. |     |     |     |     | Serial No.             |
|----------|---------------|---|-----------|-----|-----|-----|-----|------------------------|
|          |               |   | RRN       | RRP | RRS | RRT | RRV |                        |
| 1        | 33101-MAE-601 | Headlight Unit "NH-285" Gray                                  | -         | -   | 1   | -   | -   | -2351159<br>-2351712   |
|          | 33101-MAE-612 | Headlight Unit "NH-283" Gray<br>(Caution During Installation) | -         | -   | 1   | -   | -   | -2351309               |
|          |               |   | -         | -   | 1   | -   | -   | -2351434<br>-2350300   |
|          |               |   | -         | -   | 1   | -   | -   | -0M300138              |
|          | 33101-MAE-671 | Headlight Unit "NH-1" Black                                   | -         | -   | 1   | -   | -   | -SM300386              |
|          |               |   | -         | -   | 1   | -   | -   | -2351160-<br>-2351713- |
|          | 33101-MAE-691 | Headlight Unit  | -         | -   | 1   | -   | -   |                        |
|          | 33101-MAE-602 | Headlight Unit  | -         | -   | 1   | -   | -   |                        |

The number has been used from the initial model without revision.

When shown at the left side, it is applicable to the models of N° 2351160 and the subsequent numbers.

When shown at the right side, it is applicable to the models up to N° 2351159.

### Abbreviations Used in the Parts Catalogue



\* "L." or "R." in the description of a part stands for the LEFT hand side or the RIGHT hand side.

Determine the left or right as if you were in the motorcycle seat.

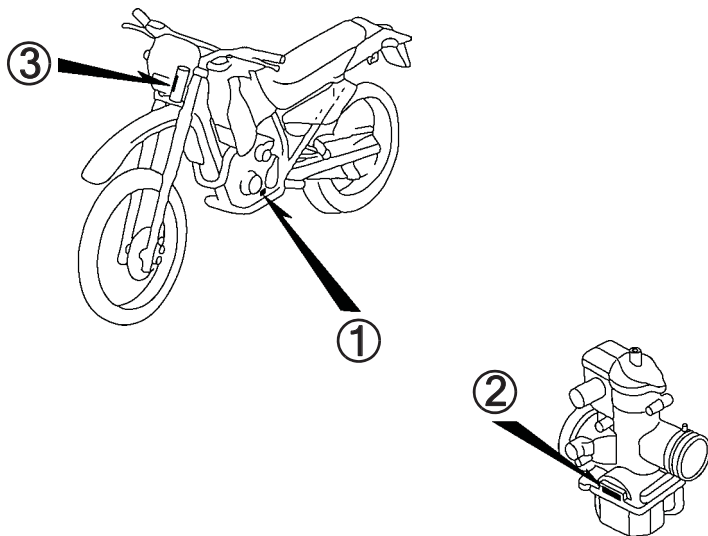
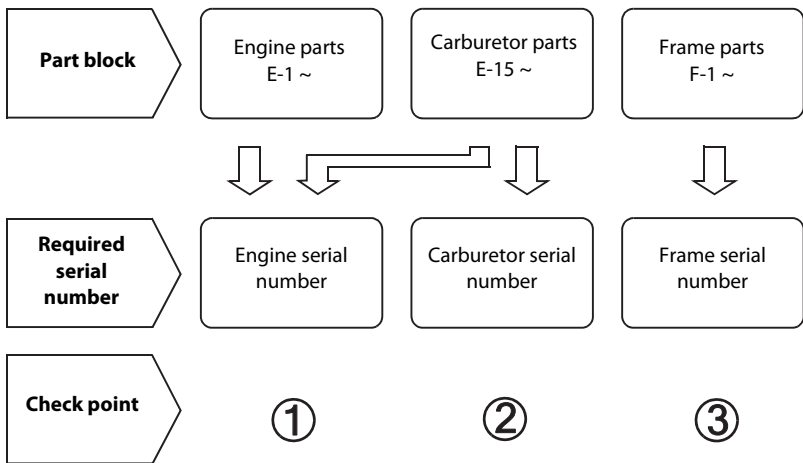
• The following abbreviations are used in this parts catalogue:

|          |                     |
|----------|---------------------|
| ASSY     | Assembly            |
| COMP     | Complete            |
| R.       | Right               |
| L.       | Left                |
| STD.     | Standard            |
| mm.      | Millimeter          |
| G        | Gram                |
| T (22T)  | Tooth (22 Teeth)    |
| A.       | Ampere              |
| V        | Volt                |
| W        | Watt                |
| WL       | With labelling      |
| WOL      | Without labelling   |
| L.E.D.   | Light emitted diode |
| km/h     | Kilometers per hour |
| mph      | Miles per hour      |
| L (100L) | Link (100 Links)    |
| A.C.     | Alternating current |


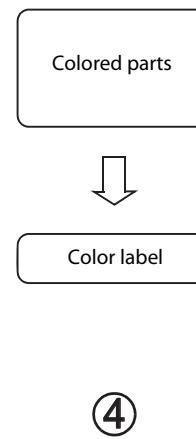
|        |   |
|--------|---|
| D.C.   | Direct current  |
| IN     | Inlet   |
| EX.    | Exhaust   |
| FR.    | Front   |
| RR.    | Rear  |
| HEX.   | Hexagonal   |
| A.M.   | Attaching mark  |
| T.M.   | Transcript mark   |
| C.D.I. | Capacitive discharge ignition   |
| ABS    | Anti-lock brake system  |
| TCS    | Traction control system   |
| 1LA    | Dominica Republic, El Salvador<br>Venezuela, Guatemala, Guyana<br>(Mercosul: Argentine, Paraguay,<br>Uruguay) |
| 2LA    | Colombia, Mexico  |
| DK     | General Export  |
| CL     | Chile   |



### How to Check the Part Block and Serial Numbers



### Color Label Attachment Position Check





## Models, Area Codes and Applicable Serial Numbers

Models, parts catalogue codes and applicable serial Nos. given in this parts catalogue can be identified as follows.

Parts with area codes are exclusive for models destined for countries designated.

If no area codes are listed, parts are for common use.

| Model                | Area code | Type                 | Applicable engine serial No. | Applicable frame serial No. | Applicable carburetor identification No. |
|----------------------|-----------|----------------------|------------------------------|-----------------------------|--|
| XL200 <sub>E</sub>   | DK        | General Export (KPH) | MD28E9E100001~               | 9C2MD289*ER100001~          | PD9AE A                                  |
| XL200 <sub>F/G</sub> | DK        | General Export (KPH) | MD28E9F~                     | 9C2MD289*FR~                | -  |
|                      | DK        | General Export (KPH) | MD28E9F~                     | 9C2MD289*FR~                | -  |

\* Of carburetor/throttle body identification numbers, only the portions underlined in the example below are used for registration.

PD9AE A KC ア



### Color Label

- When ordering a colored part, use the color chart in the instruction for use of parts catalogue.
- When ordering parts, check the **Model name** and **Main color (code)** by observing the "COLOR LABEL" on the vehicle.

• **Model name:** XL200<sub>E</sub>

| Nº | Name of colored parts | Basic part Nº | Main color (code)  |              |                     | Applicable block Nº | Ref. Nº |
|----|-----------------------|---------------|--------------------|--------------|---------------------|---------------------|---------|
|    |                       |               | Maceio red (R-206) | Black (NH-1) | Ross white (NH-196) |                     |         |
| 1  |                       |               |                    |              |                     |                     |         |
| 2  |                       |               |                    |              |                     |                     |         |
| 3  |                       |               |                    |              |                     |                     |         |
| 4  |                       |               |                    |              |                     |                     |         |
| 5  |                       |               |                    |              |                     |                     |         |
| 6  |                       |               |                    |              |                     |                     |         |
| 7  |                       |               |                    |              |                     |                     |         |
| 8  |                       |               |                    |              |                     |                     |         |
| 9  |                       |               |                    |              |                     |                     |         |
| 10 |                       |               |                    |              |                     |                     |         |
| 11 |                       |               |                    |              |                     |                     |         |
| 12 |                       |               |                    |              |                     |                     |         |
| 13 |                       |               |                    |              |                     |                     |         |



## Color Chart

When ordering a colored part, refer to the chart below and use a part number consisting of the relevant basic part number to which has been added a part color code.

**Model name: XL200<sub>E/F/G</sub>**

| N° | Name of colored parts    | Basic part N° | Main color (code) |                         |                    | Applicable block N° | Ref. N° |
|----|--------------------------|---------------|-------------------|-------------------------|--------------------|---------------------|---------|
|    |                          |               | Black (NH-1)      | Buriti blue-R (PB-362R) | Maceio red (R-206) |                     |         |
| 1  | Body Comp., Frame        | 50100-KBB-980 | ZB                | ZB                      | ZB                 | F-28                | 2       |
| 2  | Boot. Fr. Fork           | 51611-KR6-013 | ZH                | ZH                      | ZH                 | F-8                 | 21      |
| 3  | Cover Set, L. Side       | 83600-KBB-D40 | ZB                | ZA                      | ZB                 | F-15                | 4       |
| 4  | Cover Set, R. Side       | 83500-KBB-D40 | ZB                | ZA                      | ZB                 | F-15                | 2       |
| 5  | Cushion Assy., Rr.       | 52400-KBB-981 | ZA                | ZA                      | ZA                 | F-22                | 1       |
| 6  | Fender Comp., Rr.        | 80200-KBB-980 | ZD                | ZD                      | ZD                 | F-23                | 12      |
| 7  | Fender, Fr.              | 61100-KBB-980 | ZD                | ZC                      | ZB                 | F-7                 | 1       |
| 8  | Grip, R. Rr.             | 50311-KBB-900 | ZB                | ZB                      | ZB                 | F-23                | 5       |
| 9  | Guard, L. Knuckle        | 53185-KBB-980 | ZA                | ZA                      | ZA                 | F-3                 | 19      |
| 10 | Guard, R. Knuckle        | 53180-KBB-980 | ZA                | ZA                      | ZA                 | F-4                 | 12      |
| 11 | Guide, Air               | 64203-KBB-900 | ZB                | ZJ                      | ZH                 | F-13                | 15      |
| 12 | Holder, Upper            | 53131-KBB-950 | ZA                | ZA                      | ZA                 | F-5                 | 8       |
| 13 | Mark B, L. Side Cover    | 87134-KBB-970 | ZC                | ZC                      | ZC                 | F-31                | 7       |
| 14 | Mark B, R. Side Cover    | 87133-KBB-970 | ZC                | ZC                      | ZC                 | F-31                | 6       |
| 15 | Mark, Honda              | 61310-KPE-900 | ZA                | ZA                      | ZA                 | F-31                | 1       |
| 16 | Plate, Fr. Engine Hanger | 50203-KBB-900 | ZC                | ZC                      | ZC                 | F-28                | 5       |
| 17 | Seat Comp., Double       | 77200-KBB-980 | ZA                | ZA                      | ZA                 | F-14                | 3       |
| 18 | Shroud Set. L.           | 19200-KBB-D40 | ZC                | ZA                      | ZB                 | F-13                | 14      |
| 19 | Shroud Set, R.           | 19100-KBB-D40 | ZC                | ZA                      | ZB                 | F-13                | 13      |
| 20 | Stay, Rr-tank            | 50205-KBB-900 | ZC                | ZC                      | ZC                 | F-28                | 7       |
| 21 | Stripe, L. Shroud        | 86192-KBB-D40 | ZC                | ZA                      | ZB                 | F-31                | 3       |
| 22 | Stripe, L. Side Cover    | 86832-KBB-D40 | ZB                | ZA                      | ZB                 | F-31                | 5       |
| 23 | Stripe, R. Shroud        | 86191-KBB-D40 | ZC                | ZA                      | ZB                 | F-31                | 2       |
| 24 | Stripe, R. Side Cover    | 86831-KBB-D40 | ZB                | ZA                      | ZB                 | F-31                | 4       |
| 25 | Tank Set, Fuel           | 17550-KHA-940 | ZB                | ZB                      | ZC                 | F-13                | 9       |
| 26 | Visor Set, Fr.           | 61300-KBB-D40 | ZA                | ZA                      | ZA                 | F-1                 | 9       |

1





## Fuel Hose, General Purpose Hoses And Vinyl Hose

- The standard part fuel hose, general purpose hose and vinyl hose may be substituted by the coiled bulk part.
- When ordering the standard part fuel hose, general purpose hose and vinyl hose use the bulk part number written in the parts catalogue in brackets ( ) underneath the part name, or use the catalogue below. (The bulk part standard length is 1 m, however, those displayed in the catalogue < > are available in 3 m and 8 m length).
- When exchanging the hose, cut and use at the specified length as mentioned in the part name.  
(For the method of cutting the bulk part, and method of filling out orders etc., please refer to the service manual and the instructions issued with the bulk part.)
- The list below is a catalogue of the standard part numbers and bulk part numbers. Note that those numbers are applicable to the listed replacement parts only.

### **⚠ WARNING**

**It is DANGEROUS to confuse fuel hose with the general purpose hose or vinyl hose.**

**Never use a general purpose hose or vinyl hose in place of a fuel hose or vice versa.**

**Always use the correct bulk part in the parts catalogue, according to the service manual or the instructions issued with the bulk part.**

| Fuel hoses/Tubes     |                                      |                      |            |
|----------------------|--------------------------------------|----------------------|------------|
| Standard Part Number | Bulk Part Number                     | Bulk Part            |            |
|                      |                                      | Inside diameter (mm) | Length (m) |
| 95001-30xxx-2x       | 95001-30001-20M                      | 3.0                  | 1          |
| 95001-30xxx-3x       | 95001-30001-30M                      | 3.0                  | 1          |
| 95001-30xxx-4x       | 95001-30001-40M                      | 3.0                  | 1          |
| 95001-35xxx-2x       | 95001-35001-50M<br><95001-35003-50M> | 3.5                  | 1<br>3     |

| Fuel hoses/Tubes (cont'd)                          |   |                      |             |
|--|---|----------------------|-------------|
| Standard Part Number                               | Bulk Part Number  | Bulk Part            |             |
|  |   | Inside diameter (mm) | Length (m)  |
| 95001-35xxx-3x<br>95001-35xxx-4x<br>95001-35xxx-6x | 95001-35001-60M<br><95001-35003-60M>                      | 3.5                  | 1<br>3      |
| 95001-35xxx-5x                                     | 95001-35001-50M<br><95001-35003-50M>                      | 3.5                  | 1<br>3      |
| 95001-45xxx-2x<br>95001-45xxx-5x                   | 95001-45001-50M<br><95001-45003-50M>                      | 4.5                  | 1<br>3      |
| 95001-45xxx-3x<br>95001-45xxx-4x<br>95001-45xxx-6x | 95001-45001-60M<br><95001-45003-60M><br><95001-45008-60M> | 4.5                  | 1<br>3<br>8 |
| 95001-55xxx-2x<br>95001-55xxx-5x                   | 95001-55001-50M<br><95001-55003-50M><br><95001-55008-50M> | 5.5                  | 1<br>3<br>8 |
| 95001-55xxx-3x<br>95001-55xxx-4x<br>95001-55xxx-6x | 95001-55001-60M<br><95001-55003-60M><br><95001-55008-60M> | 5.5                  | 1<br>3<br>8 |
| 95001-75xxx-2x<br>95001-75xxx-5x                   | 95001-75001-50M<br><95001-75003-50M>                      | 7.5                  | 1<br>3      |
| 95001-75xxx-3x<br>95001-75xxx-4x<br>95001-75xxx-6x | 95001-75001-60M<br><95001-75003-60M><br><95001-75008-60M> | 7.5                  | 1<br>3<br>8 |
| 95001-80xxx-2x<br>95001-80xxx-5x                   | 95001-80001-50M   | 8.0                  | 1           |
| 95001-80xxx-3x<br>95001-80xxx-4x<br>95001-80xxx-6x | 95001-80001-60M   | 8.0                  | 1           |



1

| General Purpose Hose |                                      |                     |            |
|----------------------|--------------------------------------|---------------------|------------|
| Standard Part Number | Bulk Part Number                     | Bulk Part           |            |
|                      |                                      | Inner diameter (mm) | Length (m) |
| 95005-11xxx-3x       | 95005-11001-30M                      | 11.0                | 1          |
| 95005-11xxx-5x       | 95005-11001-50M                      | 11.0                | 1          |
| 95005-12xxx-1x       | 95005-12001-10M<br><95005-12003-10M> | 12.0                | 1          |
| 95005-12xxx-2x       | 95005-12001-20M                      | 12.0                | 1          |
| 95005-12xxx-3x       | 95005-12001-30M                      | 12.0                | 1          |
| 95005-12xxx-5x       | 95005-12001-50M                      | 12.0                | 1          |
| 95005-14xxx-1x       | 95005-14001-10M                      | 14.0                | 1          |
| 95005-14xxx-2x       | 95005-14001-20M<br><95005-14003-20M> | 14.0                | 3          |
| 95005-14xxx-3x       | 95005-14001-30M                      | 14.0                | 1          |
| 95005-14xxx-5x       | 95005-14001-50M                      | 14.0                | 1          |
| 95005-17xxx-1x       | 95005-17001-10M                      | 17.0                | 1          |
| 95005-17xxx-2x       | 95005-17001-20M                      | 17.0                | 1          |
| 95005-17xxx-3x       | 95005-17001-30M                      | 17.0                | 1          |
| 95005-17xxx-5x       | 95005-17001-50M                      | 17.0                | 1          |
| 95005-30xxx-3x       | 95005-30001-30M                      | 3.0                 | 1          |
| 95005-30xxx-5x       | 95005-30001-50M                      | 3.0                 | 1          |
| 95005-35xxx-1x       | 95005-35001-10M<br><95005-35003-10M> | 3.5                 | 1          |
| 95005-35xxx-4x       | <95005-35008-10M>                    |                     | 8          |
| 95005-35xxx-2x       | 95005-35001-20M                      | 3.5                 | 1          |
| 95005-35xxx-3x       | 95005-35001-30M                      | 3.5                 | 1          |
| 95005-35xxx-5x       | 95005-35001-50M                      | 3.5                 | 1          |
| 95005-45xxx-1x       | 95005-45001-10M<br><95005-45003-10M> | 4.5                 | 1          |
| 95005-45xxx-4x       | <95005-45008-10M>                    |                     | 8          |
| 95005-45xxx-2x       | 95005-45001-20M                      | 4.5                 | 1          |

| General Purpose Hose (cont'd) |                                      |                     |            |
|-------------------------------|--------------------------------------|---------------------|------------|
| Standard Part Number          | Bulk Part Number                     | Bulk Part           |            |
|                               |                                      | Inner diameter (mm) | Length (m) |
| 95005-45xxx-3x                | 95005-45001-30M                      | 4.5                 | 1          |
| 95005-45xxx-5x                | 95005-45001-50M                      | 4.5                 | 1          |
| 95005-50xxx-3x                | 95005-50001-30M<br><95005-50003-30M> | 5.0                 | 3          |
| 95005-50xxx-5x                | 95005-50001-50M                      | 5.0                 | 1          |
| 95005-55xxx-1x                | 95005-55001-10M<br><95005-55003-10M> | 5.3                 | 1          |
| 95005-55xxx-4x                | <95005-55008-10M>                    |                     | 8          |
| 95005-55xxx-2x                | 95005-55001-20M<br><95005-55003-20M> | 5.3                 | 3          |
| 95005-65xxx-1x                | 95005-65001-10M<br><95005-65003-10M> | 6.5                 | 3          |
| 95005-65xxx-2x                | 95005-65001-20M                      | 6.5                 | 1          |
| 95005-70xxx-3x                | 95005-70001-30M<br><95005-70003-30M> | 7.0                 | 3          |
| 95005-70xxx-5x                | 95005-70001-50M                      | 7.0                 | 1          |
| 95005-75xxx-1x                | 95005-75001-10M<br><95005-75003-10M> | 7.3                 | 3          |
| 95005-75xxx-2x                | 95005-75001-20                       | 7.3                 | 1          |
| 95005-80xxx-1x                | 95005-80001-10M<br><95005-80003-10M> | 8.0                 | 3          |
| 95005-80xxx-2x                | 95005-80001-50M                      | 8.0                 | 1          |
| 95005-80xxx-3x                | 95005-80001-30M                      | 8.0                 | 1          |
| 95005-80xxx-5x                | 95005-80001-50M                      | 8.0                 | 1          |
| 95005-91xxx-3x                | 95005-91001-30M                      | 12.0                | 1          |
| 95005-91xxx-5x                | 95005-91001-50M                      | 12.0                | 1          |
| 95005-92xxx-3x                | 95005-92001-30M                      | 12.0                | 1          |
| 95005-92xxx-5x                | 95005-92001-50M                      | 12.0                | 1          |



| Vinyl Tube                       |   |                     |                     |             |
|----------------------------------|---|---------------------|---------------------|-------------|
| Standard Part Number             | Bulk Part Number  | Bulk Part           |                     |             |
|                                  |   | Inner diameter (mm) | Outer diameter (mm) | Length (m)  |
| 95003-01xxx-3x<br>95003-01xxx-60 | 95003-01001-60M<br><95003-01003-60M>                      | 2.9                 | 6.8                 | 1<br>3      |
| 95003-03xxx-3x<br>95003-03xxx-60 | 95003-03001-60M<br><95003-03003-60M>                      | 3.0                 | 6.0                 | 1<br>1      |
| 95003-05xxx-3x<br>95003-05xxx-60 | 95003-05001-60M<br><95003-05003-60M><br><95003-05008-60M> | 3.5                 | 6.5                 | 1<br>3<br>8 |
| 95003-07xxx-1x<br>95003-07xxx-20 | 95003-07001-10M<br><95003-07003-10M>                      | 4.0                 | 7.0                 | 1<br>3      |
| 95003-07xxx-3x<br>95003-07xxx-60 | 95003-07001-60M<br><95003-07003-60M><br><95003-07008-60M> | 4.0                 | 7.0                 | 1<br>3<br>8 |
| 95003-07xxx-7x                   | 95003-07001-70M<br><95003-07003-70M><br><95003-07008-70M> | 4.0                 | 7.0                 | 1<br>3<br>8 |
| 95003-08xxx-1x                   | 95003-08001-10M<br><95003-08003-30M><br><95003-08008-80M> | 4.5                 | 6.5                 | 1<br>3<br>8 |
| 95003-09xxx-3x<br>95003-09xxx-60 | 95003-09001-60M<br><95003-09003-60M>                      | 4.5                 | 8.0                 | 1<br>3      |
| 95003-10xxx-1x<br>95003-10xxx-20 | 95003-12001-10M<br><95003-12003-10M><br><95003-12008-10M> | 5.0                 | 7.0                 | 1<br>3<br>8 |
| 95003-10xxx-1x<br>95003-10xxx-20 | 95003-10001-10M<br><95003-10003-10M>                      | 5.0                 | 8.0                 | 1<br>3      |
| 95003-10xxx-3x<br>95003-10xxx-60 | 95003-10001-60M<br><95003-10003-60M>                      | 5.0                 | 8.0                 | 1<br>3      |

| Vinyl Tube                       |   |                     |                     |             |
|----------------------------------|---|---------------------|---------------------|-------------|
| Standard Part Number             | Bulk Part Number  | Bulk Part           |                     |             |
|                                  |   | Inner diameter (mm) | Outer diameter (mm) | Length (m)  |
| 95003-11xxx-3x<br>95003-11xxx-60 | 95003-11001-60M<br><95003-11003-60M><br><95003-11008-60M> | 5.0                 | 9.0                 | 1<br>3<br>8 |
| 95003-12xxx-1x<br>95003-12xxx-20 | 95003-12001-10M<br><95003-12003-10M><br><95003-12008-10M> | 5.0                 | 7.0                 | 1<br>3<br>8 |
| 95003-14xxx-1x<br>95003-14xxx-20 | 95003-14001-10M<br><95003-14003-10M>                      | 6.0                 | 9.0                 | 1<br>3      |
| 95003-14xxx-3x                   | 95003-14001-60M<br><95003-14003-60M>                      | 6.0                 | 9.0                 | 1<br>3      |
| 95003-17xxx-1x                   | 95003-17001-10M<br><95003-17003-10M>                      | 7.0                 | 9.0                 | 1<br>3      |
| 95003-19xxx-1x<br>95003-19xxx-20 | 95003-19001-10M<br>95003-19003-10M<br><95003-19008-10M>   | 7.0                 | 11.0                | 1<br>3<br>8 |
| 95003-19xxx-3x<br>95003-19xxx-60 | 95003-19001-60M<br><95003-19003-60M><br><95003-19008-60M> | 7.0                 | 11.0                | 1<br>3<br>8 |
| 95003-21xxx-1x<br>95003-21xxx-20 | 95003-21001-10M<br><95003-21003-10M>                      | 8.0                 | 9.0                 | 1<br>3      |
| 95003-23xxx-1x<br>95003-23xxx-20 | 95003-23001-10M<br><95003-23003-10M>                      | 8.0                 | 12.0                | 1<br>3      |
| 95003-23xxx-3x<br>95003-23xxx-60 | 95003-23001-60M<br><95003-23003-60M><br><95003-23008-60M> | 8.0                 | 12.0                | 1<br>3<br>8 |
| 95003-25xxx-1x<br>95003-25xxx-20 | 95003-25001-10M<br><95003-25003-10M>                      | 9.0                 | 11.0                | 1<br>3      |
| 95003-25xxx-3x                   | 95003-25001-60M<br><95003-25003-60M>                      | 9.0                 | 11.0                | 1<br>3      |



| Vinyl Tube                       |   |                     |                     |             |
|----------------------------------|---|---------------------|---------------------|-------------|
| Standard Part Number             | Bulk Part Number  | Bulk Part           |                     |             |
|                                  |   | Inner diameter (mm) | Outer diameter (mm) | Lenght (m)  |
| 95003-25xxx-7x                   | 95003-25001-70M<br><95003-25003-70M>                      | 9.0                 | 11.0                | 1<br>3      |
| 95003-27xxx-1x<br>95003-27xxx-20 | 95003-27001-10M<br><95003-27003-10M>                      | 9.0                 | 13.0                | 1<br>3      |
| 95003-27xxx-3x<br>95003-27xxx-60 | 95003-27001-60M<br><95003-27003-60M>                      | 9.0                 | 13.0                | 1<br>3      |
| 95003-33xxx-1x<br>95003-33xxx-20 | 95003-33001-10M<br><95003-33003-10M>                      | 10.0                | 14.0                | 1<br>3      |
| 95003-36xxx-1x<br>95003-36xxx-20 | 95003-36001-10M<br><95003-36003-10M><br><95003-36008-10M> | 11.0                | 13.0                | 1<br>3<br>8 |
| 95003-37xxx-3x<br>95003-37xxx-60 | 95003-37001-60M<br><95003-37003-60M>                      | 11.0                | 15.0                | 1<br>3      |
| 95003-38xxx-1x<br>95003-38xxx-20 | 95003-38001-10M<br><95003-38003-10M>                      | 12.0                | 13.0                | 1<br>3      |
| 95003-39xxx-1x<br>95003-39xxx-20 | 95003-39001-10M<br><95003-39003-10M>                      | 12.0                | 14.0                | 1<br>3      |
| 95003-40xxx-20                   | 95003-40001-10M<br><95003-40003-10M>                      | 12.0                | 16.0                | 1<br>3      |
| 95003-40xxx-3x<br>95003-40xxx-60 | 95003-40001-60M<br><95003-40003-60M>                      | 12.0                | 16.0                | 1<br>3      |
| 95003-43xxx-1x<br>95003-43xxx-20 | 95003-43001-10M<br><95003-43003-10M><br><95003-43008-10M> | 13.0                | 15.0                | 1<br>3<br>8 |
| 95003-45xxx-1x<br>95003-45xxx-20 | 95003-45001-10M<br><95003-45003-10M><br><95003-45008-10M> | 14.0                | 18.0                | 1<br>3<br>8 |
| 95003-50xxx-1x<br>95003-50xxx-20 | 95003-50001-10M<br><95003-50003-10M>                      | 16.0                | 19.0                | 1<br>3      |

| Vinyl Tube                       |                                      |                     |                     |            |
|----------------------------------|--------------------------------------|---------------------|---------------------|------------|
| Standard Part Number             | Bulk Part Number                     | Bulk Part           |                     |            |
|                                  |                                      | Inner diameter (mm) | Outer diameter (mm) | Lenght (m) |
| 95003-50xxx-3x                   | 95003-50001-60M<br><95003-50003-60M> | 16.0                | 19.0                | 1<br>3     |
| 95003-55xxx-1x<br>95003-55xxx-20 | 95003-55001-10M<br><95003-55003-10M> | 17.5                | 20.5                | 1<br>3     |
| 95003-60xxx-1x<br>95003-60xxx-20 | 95003-60001-10M<br><95003-60003-10M> | 22.0                | 27.0                | 1<br>3     |
| 95003-60xxx-3x<br>95003-60xxx-60 | 95003-60001-60M<br><95003-60003-60M> | 22.0                | 27.0                | 1<br>3     |

**NOTE:** X is displayed to represent the omitted numerals and letters of the roman alphabet.



### Bulk Part Number of Fuel Hose, General Purpose Hose and Vinyl Hose

Example: 9 5 0 0 1 - 7 5 0 0 1 - 5 0 M

Bulk Part Number: Refers to the Bulk Part

Marking code (hose type): (fuel hose and general purpose hose)

Change code (for added hose): (Vinyl hose)

\* Indicates number mark or change sequence, however, the code for the bulk part must be strictly 0 (zero)

Types of Code:

|                  |  |                   |               |                             |             |
|------------------|--|-------------------|---------------|-----------------------------|-------------|
| <b>Fuel Hose</b> | 2: Red outside braid (3 mm inside dia. only) | <b>Vinyl Hose</b> | 1: Clear      | <b>General Purpose Hose</b> | 1: Ash gray |
|                  | 5: Black inside braid                        |                   | 2: Black      |                             | 2: Ash gray |
|                  | 3: Red (3 mm inside dia. only)               |                   | 3: Light red  |                             | 3: Black    |
|                  | 4: Ash gray with red (3 mm inside dia. only) |                   | 6: Light red  |                             | 4: Black    |
|                  | 6: Black                                     |                   | 7: Pale black |                             |             |

Lengths:

- 001: 1 m (Standard)
- 003: 3 m
- 008: 8 m

I.D. Code: (Fuel hose and general purpose hose)

|                   |                   |                             |
|-------------------|-------------------|-----------------------------|
| 30: 3.0 mm        | 65: 6.5 mm        | 91: 12 (Outside dia. 15) mm |
| 35: 3.5 mm        | 70: 7.0 mm        | 92: 12 (Outside dia. 16) mm |
| 45: 4.5 mm        | 75: 7.3 mm, 7.5mm | 12: 12 (Outside dia. 17) mm |
| 50: 5.0 mm        | 80: 8.0 mm        | 14: 14 mm                   |
| 55: 5.3 mm, 5.5mm | 11: 11 mm         | 17: 17mm                    |

ID./OD. code (Vinyl Hose)

|                       |                        |                         |                         |                         |
|-----------------------|------------------------|-------------------------|-------------------------|-------------------------|
| 01: ID 2.9, OD 6.8 mm | 12: ID 5.0, OD 7.0 mm  | 21: ID 8.0, OD 9.0 mm   | 37: ID 11.0, OD 15.0 mm | 50: ID 16.0, OD 19.0 mm |
| 03: ID 3.0, OD 6.0 mm | 10: ID 5.0, OD 8.0 mm  | 23: ID 8.0, OD 12.0 mm  | 38: ID 12.0, OD 13.0 mm | 55: ID 17.5, OD 20.5 mm |
| 05: ID 3.5, OD 6.5 mm | 11: ID 5.0, OD 9.0 mm  | 25: ID 9.0, OD 11.0 mm  | 39: ID 12.0, OD 14.0 mm | 60: ID 22.0, OD 27.0 mm |
| 07: ID 4.0, OD 7.0 mm | 14: ID 6.0, OD 9.0 mm  | 27: ID 9.0, OD 13.0 mm  | 40: ID 12.0, OD 16.0 mm |                         |
| 08: ID 4.5, OD 6.5 mm | 17: ID 7.0, OD 9.0 mm  | 33: ID 10.0, OD 14.0 mm | 43: ID 13.0, OD 15.0 mm |                         |
| 09: ID 4.5, OD 8.0 mm | 19: ID 7.0, OD 11.0 mm | 36: ID 11.0, OD 13.0 mm | 45: ID 14.0, OD 18.0 mm |                         |

Hose Type:

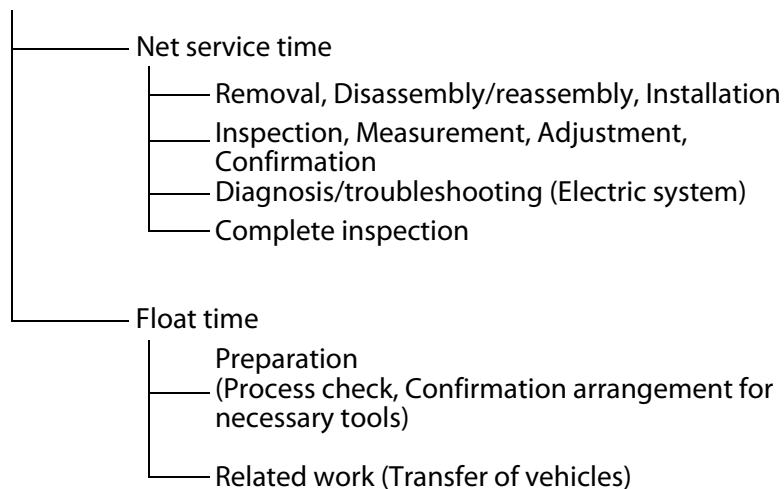
- 1: Fuel Hose
- 3: Vinyl Hose
- 5: General Purpose Hose



## How to Use the Flat Rate Service Time (F.R.T.)

Flat rate service time (FRT) means the standard time required to service a MC, which is listed in this manual to help the dealers control the actual working process and calculate the service charge by using it as a guide.

### FRT setting system



\* Float time is set by multiplying the net service time by a given coefficient.

### Editorial style

The service items shown in the text are listed with the exchange work time for the repair sales parts as the subject. Other representative service items not using repair parts (removal/installation, adjustment, inspection/ measuring, and other work) are listed collectively in the list in the preface, classified according to the work.

### FRT setting standard

- Decimal system (in unit of 0.1) is adopted to set FRT as it is convenient to calculate the wage.  
Example: (0.1)  $\Rightarrow$  6 minutes, (0.2)  $\Rightarrow$  12 minutes  
[Labor cost per hour] x [FRT] = [Wage]
- FRT is set with a hand tool.
- Service items and FRT can be subject to change depending on development of tools and service equipment and improvement in service procedure.

### Work procedure

- As the work procedure is set with the work time according to the method in the separate Service Manual, refer to this Manual as required.
- Work methods permitting servicing in the shortest time still permitting assurance of safe work and product warranty are used for the setting of service items not listed in the Service Manual.
- Work basically is to be performed by one person, and when two or more people are required, setting is done as the total time for the number of people.
- To value the knowledge of mechanics, Honda uses a person with three years of experience in the repair of Honda vehicles as the standard.
- Special tools and service equipment used to set FRT are those specified or recommended in Service Manual and technical publications issued about the topic.

### Service item whose FRT is not presented

- Accessories and service parts that are not listed to use in this manual.
  - Locations with little aging deterioration or breakage during normal use.
  - Service work that can be finished by one touch.
  - Service work that is seldom done (i.e. extremely small causes of trouble and service frequency).
- \* When FRT is not presented, please calculate wages based on appropriate actual work time.



### Operation not included of FRT

- Oil and coolant water draining, Waiting time for warming up operation and etc.
- Additional operation that involves removal/installation of standard exterior equipment.
- Indirect time spent for service by visiting the customer, trade-in, and delivery of a MC.
- Indirect time required for ordering and delivery of parts.
- Cost for grease, adhesive agent, etc. used for service work.

### Explanation of FRT by using an example

(The example may differ from the actual presented items)

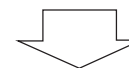
| Ref. N° | L.O.N.  | (Relative ref. Number) | Description                  | .F.R.T. |
|---------|---------|------------------------|------------------------------|---------|
| 1       | 111118  | (1, 3, 4, 7)           | Camshaft .....               | 4,5     |
| 2       | 111118A |                        | Replace rocker arm add ..... | 1,0     |

- 1 Reference N° of the illustration of part that shows location of the replacement work.
- 2 FRT is an abbreviation of Flat Rate Time indicating the standard service time required for the replacement.
- 3 LON is an abbreviation of Labor Operation Number, and it is a classification of the service items by the work unit code. The same operation code is used regardless of the models. Standard operation is indicated with 6 digits code, and additional operation is indicated with 7 digits code.
- 4 Indicating the camshaft replacement and FRT4.5.

- 5 Indicating FRT1.0 that will be added when additional operation (replace rocker arm) is done in sociation with camshaft replacement.
- 6 Indicating work contents that are included in the service item.
- 7 Indicating a reference N° whose operation and time are the same as FRT4.5 for the camshaft. (The application range is limited to the service items without an LON setting within a same block.)

### How to refer to the service item by using the sample (camshaft replacement)

Open to the page of the block where the camshaft's spare part illustration is shown.



Look for the camshaft illustration, and refer to the service item and FRT that agree with the reference N°.

### Indication mark for the listing of service items that continues to the following page

| Ref. N° | L.O.N. | (Relative ref. Number) | Description    | F.R.T. |
|---------|--------|------------------------|----------------|--------|
| 2       | 111118 |                        | Camshaft ..... | 4,5    |
|         |        |                        | •              | •      |
|         |        |                        | •              | •      |
|         |        |                        | +              |        |

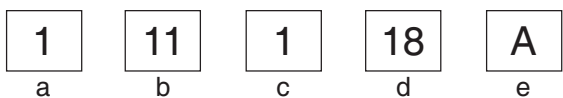
Mark indicated at the last line.



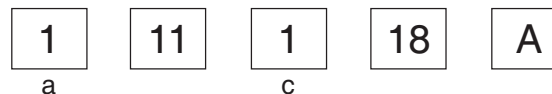
### Indication of the block with no setting of FRT

| Ref. N°                | L.O.N. | (Relative ref. Number) Description | F.R.T. |
|------------------------|--------|------------------------------------|--------|
| No Information ..... - |        |                                    |        |

### LON code system



- a) Category code .....Engine
- b) Location/function code .....Engine upper
- c) Operation code .....Replace
- d) Operation sequence number ..... (Unit code can be shown with alphabet) camshaft (No regular rule of code)
- e) Additional code .....replace rocker arm (No regular rule of code)



### a) Category codes and classification

| Code | Category            |
|------|---------------------|
| 1    | Engine              |
| 2    | Transmission        |
| 3    | Fuel & Exhaust      |
| 4    | Frame & Body        |
| 5    | Steering/Suspension |
| 6    | Electrical          |
| 7    | Wheels/Brakes       |
| 8    | Controls/instrument |
| 9    | -                   |
| 0    | -                   |

### c) Operation codes and classification

| Code | Operation category                          |
|------|---|
| 1    | Replace, Removal/Installation, Change       |
| 2    | Overhaul                                    |
| 3    | Adjust, Balance                             |
| 4    | (Paint-related work: Top-coat)              |
| 5    | Test, Inspect/diagnosis, Measurement, Check |
| 6    | (Overhaul-related work: Rebore)             |
| 7    | (Overhaul-related work: Reseal)             |
| 8    | (Resurface)                                 |
| 9    | (Paint-related work: Refinish)              |
| 0    | Repair, Cleaning, Air bleeding              |



**OPERATIONS OTHER THAN REPLACING PARTS**

Major service items without using spare parts

- (1) Removal/Installation      (2) Adjustment  
 (3) Inspection/Measurement      (4) Overhaul      (5) Other work

[E: Engine, F: Frame]

**(1) Removal and installation**

Set for the configuration with the parts removed from the vehicle.

|   | L.O.N. | DESCRIPTION   | F.R.T. |
|---|--------|---|--------|
| E | 1101E5 | <b>Tilting Engine Assembly Removal/Installation</b><br>Includes: All Necessary Adjustment       | 1.7    |
|   | 1111K0 | <b>Cylinder Head Assembly Removal/Installation</b><br>Includes: Engine Removal And Installation | 2.7    |
|   | 3111D6 | <b>Carburetor Assembly Removal/Installation</b>   | 0.5    |
|   | 1101E6 | <b>Crankcase Separation</b><br>Includes: Engine Removal And Installation                        | 4.3    |

**(2) Adjustment**

|   | L.O.N. | DESCRIPTION   | F.R.T. |
|---|--------|---|--------|
| E | 3113A0 | <b>Carburetor Idle - Adjustment</b>                           | 0.1    |
|   | 2123A0 | <b>Clutch-Adjustment</b><br>Includes: Clutch Lever Adjustment | 0.1    |
|   | 6143A1 | <b>Spark Plug - Adjustment/Cleaning</b>                       | 0.1    |
|   | 1113A0 | <b>Valve Clearance - Adjustment</b><br>NOTE: For 1 Vehicle    | 0.3    |

|   |        |  |     |
|---|--------|--|-----|
| F | 6163A0 | <b>Headlight-Aiming</b>  | 0.1 |
|   | 2133A0 | <b>Drive Chain - Adjustment</b>  | 0.1 |
|   | 7113A1 | <b>Rear Brake - Adjustment</b><br>Excludes: Rear Brake Shoe Adjustment | 0.1 |
|   | 3113A3 | <b>Throttle Operation - Adjustment</b>                                 | 0.1 |

**(3) Inspection, Measurement**

|   | L.O.N. | DESCRIPTION   | F.R.T. |
|---|--------|---|--------|
| E | 1115A0 | <b>Compression Pressure - Measurement</b>                   | 0.1    |
|   | 3115A0 | <b>Carburetor Float Level - Measurement</b>                 | 0.5    |
|   | 6145A0 | <b>Ignition Timing - Inspection</b>                         | 0.2    |
| F | 6105A0 | <b>Battery - Checking Of Electrolyte Level &amp; Charge</b> | 0.1    |

**(4) Overhaul**

Work condition: The required Measurements, inspections, adjustments, and cleaning/washing of each part are performed, including the main body removal/installation work and the replacement of defective parts.

|   | L.O.N. | DESCRIPTION  | F.R.T. |
|---|--------|--|--------|
| E | 311200 | <b>Carburetor - Overhaul</b><br>Includes: All Necessary Adjustment | 0.7    |

**(5) Other work**

|   | L.O.N. | DESCRIPTION                         | F.R.T. |
|---|--------|-------------------------------------|--------|
| E | 1130A1 | <b>Oil Filter Screen - Cleaning</b> | 0.9    |
| F | 3120A0 | <b>Cleaner Element - Cleaning</b>   | 0.2    |
|   | 7110A0 | <b>Front Brake - Air Bleeding</b>   | 0.2    |



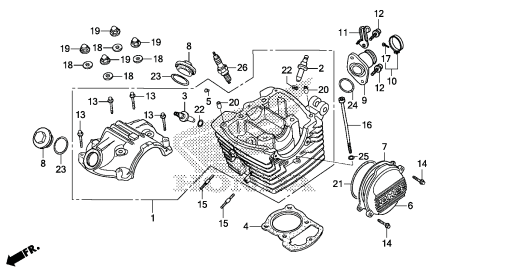


# ENGINE GROUP

• Ref. No. on the index illustration may be different from that in the text.

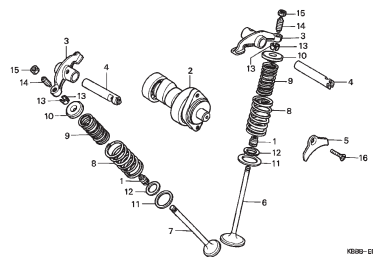
2

### E-1 Cylinder Head Cover/Cylinder Head



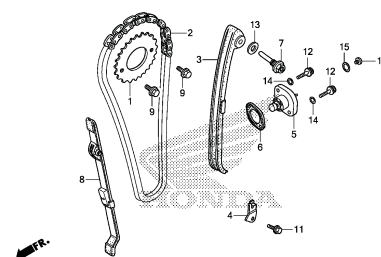
KBB7E1100

### E-2 Camshaft/Valve



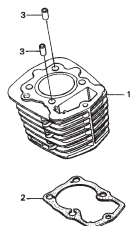
KBBP-E000

### E-3 Cam Chain/Tensioner



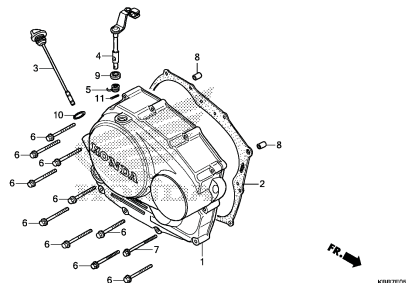
KBB7E000

### E-4 Cylinder



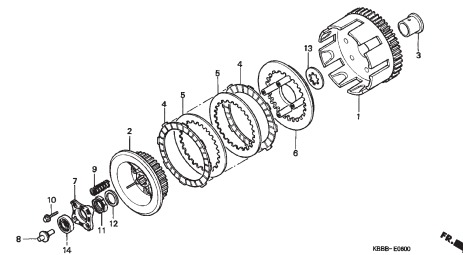
KBBP-E060

### E-5 Right Crankcase Cover



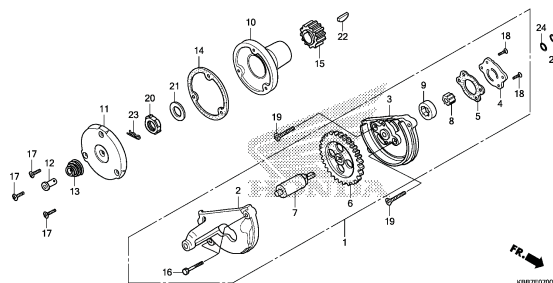
KBB7E000

### E-6 Clutch



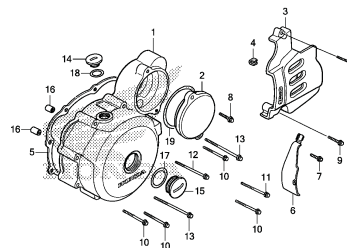
KBBP-E000

### E-7 Oil Pump



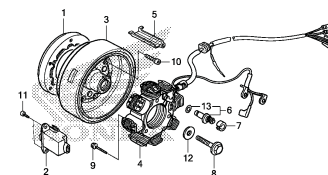
KBB7E0700

### E-8 Left Crankcase Cover



KBB7E000

### E-9 Generator



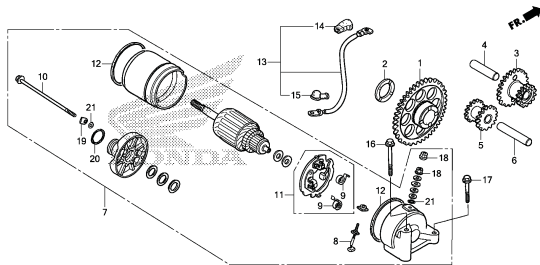
KBB7E000



# ENGINE GROUP

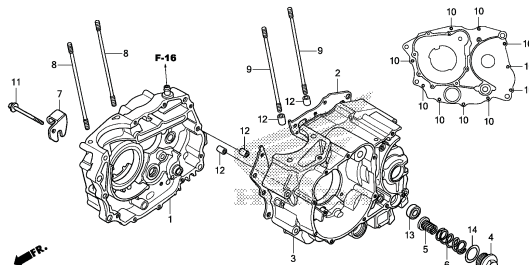
• Ref. No. on the index illustration may be different from that in the text.

### E-10 Starting Motor



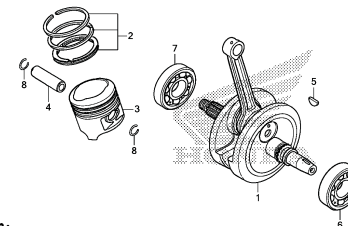
KBB7E1000

### E-11 Crankcase



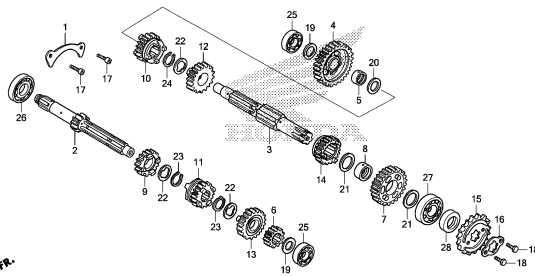
KBB7E1100

### E-12 Crankshaft/Piston



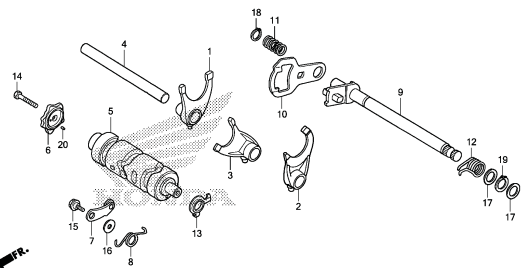
KBB7E1200

### E-13 Transmission



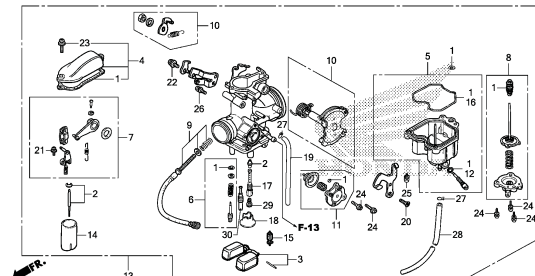
KBB7E1300

### E-14 Gear Shift Drum



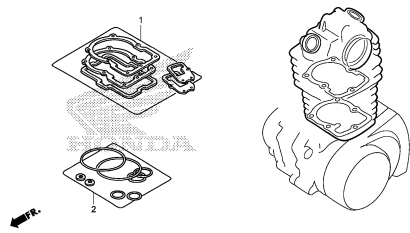
KBB7E1400

### E-15 Carburetor



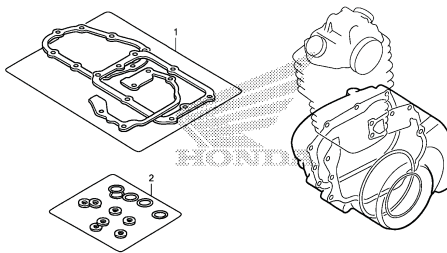
KBB7E1500

### EOP-1 Gasket Kit A



KBB7A0100

### EOP-2 Gasket Kit B



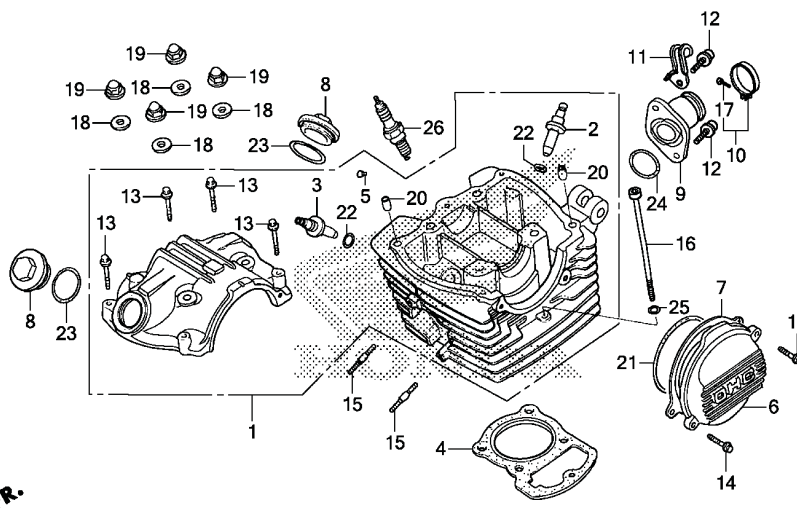
KBB7A0200



# ENGINE GROUP

## E-1

### Cylinder Head Cover/ Cylinder Head



KBB7E0100

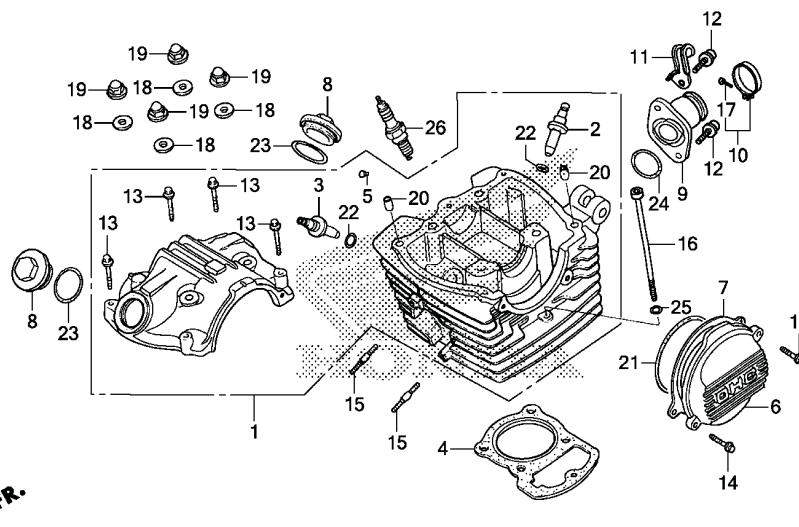
| Ref. No. | L.O.N. | Service Item   | F.R.T.        | Ref. No.                  | Part No.      | Description                       | Reqd. Qty<br>XL200 <sub>E/F/G</sub> | Serial No. | Note |
|----------|--------|--|---------------|---------------------------|---------------|-----------------------------------|-------------------------------------|------------|------|
| 1        | 111106 | Head, Cylinder .....<br>• Includes: Engine removal and installation              | 3.9           | 1                         | 12000-KBW-941 | Head Assy., Cylinder .....        | 1                                   |            |      |
|          |        |  |               | 2                         | 12204-KW1-305 | Guide, In. Valve (O.S.).....      | 1                                   |            |      |
|          |        |  |               | 3                         | 12206-KW1-315 | Guide, Ex. Valve (O.S.).....      | 1                                   |            |      |
| 2        | 1111L9 | Guide, Intake Valve (One).....<br>• Includes: Engine removal and installation    | 3.9           | 4                         | 12251-KBB-901 | Gasket, Cylinder Head.....        | 1                                   |            |      |
|          |        |  |               | 5                         | 12271-383-000 | Rubber, Oil Seal .....            | 1                                   |            |      |
| 3        | 1111M0 | Guide, Exhaust Valve (One).....<br>• Includes: Engine removal and installation   | 3.9           | 6                         | 12331-KW8-920 | Cover, L. Cylinder Head .....     | 1                                   |            |      |
|          |        |  |               | 7                         | 12339-KT0-711 | Gasket, Pulse Generator Base..... | 1                                   |            |      |
|          |        |  |               | 8                         | 12361-KPS-900 | Cap, Tappet Adjusting Hole.....   | 2                                   |            |      |
|          | 1111M9 | Guide, Valve: For 1 Vehicle .....<br>• Includes: Engine removal and installation | 4.2           | 9                         | 16210-KBB-900 | Insulator, Carburetor .....       | 1                                   |            |      |
|          |        |  |               | 10                        | 16223-KPS-900 | Band, Insulator.....              | 1                                   |            |      |
|          |        |  |               | 11                        | 32921-437-000 | Clip, High Tension Cord.....      | 1                                   |            |      |
|          |        |  |               | 12                        | 90003-KN8-730 | Bolt, Socket, 6x20.....           | 2                                   |            |      |
|          |        |  |               | 13                        | 90004-GHB-700 | Bolt, Flange, 6x35 (NSHF) .....   | 4                                   |            |      |
|          |        |  |               | 13                        | 90004-GHR-700 | .....                             | 4                                   |            |      |
|          |        |  |               | 14                        | 90040-GHR-680 | Bolt, Flange, 6x20.....           | 2                                   |            |      |
|          |        |  |               | 15                        | 90041-KGA-K60 | Bolt, Stud, 7x29.....             | 2                                   |            |      |
|          |        |  |               | 16                        | 90081-KBB-900 | Bolt, Socket, 6x117 .....         | 1                                   |            |      |
|          |        |  |               | 17                        | 90227-GHR-E00 | Screw, Pan, 5x25.....             | 1                                   |            |      |
|          |        | 93500-05025-0G   |               | 1                         |               |                                   |                                     |            |      |
|          |        | 18   | 90442-KPS-900 | Washer, Sealing, 8mm..... | 4             |                                   |                                     |            |      |
|          |        | 19   | 90443-KPS-900 | Nut, Cap, 8mm .....       | 4             |                                   |                                     |            |      |
|          |        | 20   | 90702-KRM-840 | Dowel Pin, 8x14.....      | 2             |                                   |                                     |            |      |
|          |        |  | 94301-08140   | .....                     | 2             |                                   |                                     |            |      |



# ENGINE GROUP

## E-1

### Cylinder Head Cover/ Cylinder Head



KBB7E0100

2

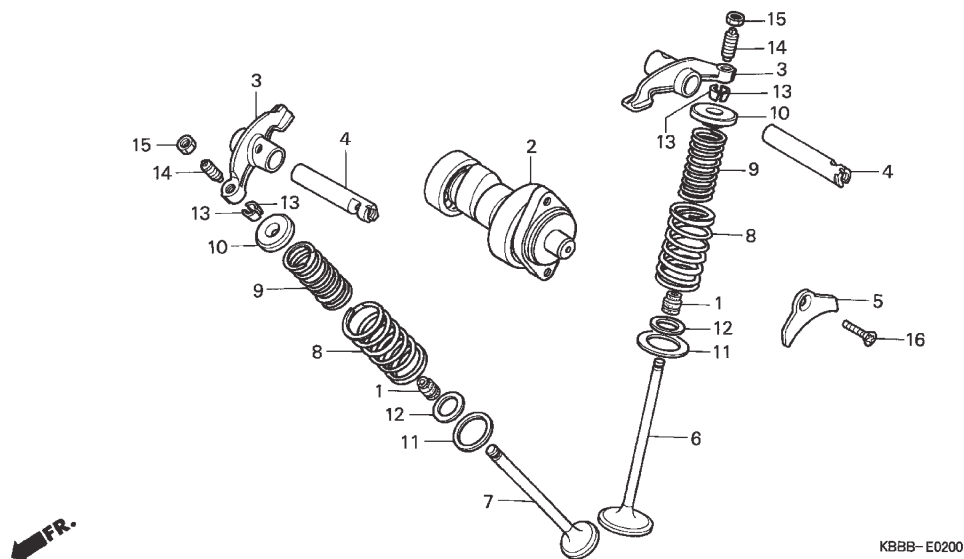
| Ref. No. | L.O.N. | Service Item   | F.R.T. | Ref. No. | Part No.      | Description                         | Reqd. Qty<br>XL200 <sub>E/F/GG</sub> | Serial No. | Note  |
|----------|--------|--|--------|----------|---------------|-------------------------------------|--------------------------------------|------------|-------|
| 4        | 111115 | Gasket, Cylinder Head .....<br>• Includes: Engine removal and installation | 2.7    | 21       | 91301-107-000 | O-Ring, 75x2.5 .....                | 1                                    | .....      | ..... |
| 6        | 1111D0 | Cover, Cylinder Head Side: Left.....<br>(7, 21)                            | 0.2    | 22       | 91301-KW1-900 | O-Ring, 10.5x1.5 .....              | 2                                    | .....      | ..... |
|          |        |  |        | 23       | 91303-KPS-730 | O-Ring, 35x3 .....                  | 2                                    | .....      | ..... |
| 9        |        | Insulator, Throttle Body-Carburetor.....<br>(24)                           | 0.3    | 24       | 91304-KRM-840 | O-Ring, 33.5x3.0 .....              | 1                                    | .....      | ..... |
| 26       | 614130 | Plug, Spark .....  | 0.1    | 25       | 94101-06000   | Washer, Plain, 6mm .....            | 1                                    | .....      | ..... |
|          |        |  |        | 26       | 98069-57911   | Plug, Spark (DP7EA-9) (NGK) .....   | (1)                                  | .....      | ..... |
|          |        |  |        |          | 98069-57921   | Plug, Spark (X22EP-U9) (DENSO)..... | (1)                                  | .....      | ..... |
|          |        |  |        |          | 98069-58911   | Plug, Spark (DP8EA-9) (NGK) .....   | 1                                    | .....      | ..... |
|          |        |  |        |          | 98069-58921   | Plug, Spark (X24EP-U9) (DENSO)..... | 1                                    | .....      | ..... |



# ENGINE GROUP

## E-2

### Camshaft/Valve



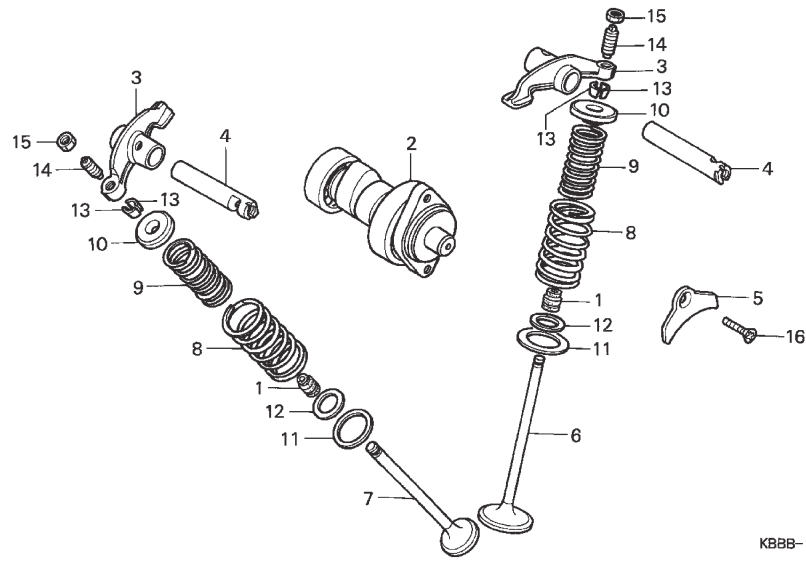
| Ref. No. | L.O.N. | Service Item                                | F.R.T. | Ref. No. | Part No.       | Description                                | Reqd. Qty<br>XL200 <sub>E/F/G</sub> | Serial No. | Note |
|----------|--------|---|--------|----------|----------------|--|-------------------------------------|------------|------|
| 2        | 111118 | Camshaft .....                              | 0.9    | 1        | 12208-413-003  | Seal, Valve Stem (ARAI) .....              | 2                                   |            |      |
|          |        | • Includes: Valve adjustment                |        | 2        | 14100-KBB-900  | Camshaft Comp.....                         | 1                                   |            |      |
| 3        |        | (4)   |        | 3        | 14431-383-000  | Arm, Valve Rocker.....                     | 2                                   |            |      |
|          | 1111K8 | Arm, Intake Valve Rocker (One) .....        | 2.3    | 4        | 14451-437-000  | Shaft, Valve Rocker Arm .....              | 2                                   |            |      |
|          |        | • Includes: Engine removal and installation |        | 5        | 14456-383-000  | Plate, Valve Rocker Arm Shaft Setting..... | 1                                   |            |      |
|          |        | • Includes: Valve adjustment                |        | 6        | 14711-KBB-900  | Valve, In .....                            | 1                                   |            |      |
|          | 1111K9 | Arm, Exhaust Valve Rocker (One) .....       | 2.3    | 7        | 14721-KBB-900  | Valve, Ex. ....                            | 1                                   |            |      |
|          |        | • Includes: Engine removal and installation |        | 8        | 14751-383-005  | Spring, Valve Outer (Nippon Hatsujo).....  | 2                                   |            |      |
|          |        | • Includes: Valve adjustment                |        | 9        | 14761-383-005  | Spring, Valve Inner (Nippon Hatsujo) ..... | 2                                   |            |      |
|          | 1111L8 | Arm, Valve Rocker: For 1 vehicle.....       | 2.4    | 10       | 14771-107-020  | Retainer, Valve Spring.....                | 2                                   |            |      |
|          |        | • Includes: Engine removal and installation |        | 11       | 14775-107-000  | Seat, Valve Spring Outer .....             | 2                                   |            |      |
|          |        | • Includes: Valve adjustment                |        | 12       | 14776-107-010  | Seat, Valve Spring Inner .....             | 2                                   |            |      |
| 6        | 1111N0 | Valve, Intake (One).....                    | 3.5    | 13       | 14781-HA0-770  | Cotter, Valve .....                        | 4                                   |            |      |
|          |        | • Includes: Engine removal and installation |        | 14       | 90012-KN6-930  | Screw, Tappet Adjusting .....              | 2                                   |            |      |
|          |        | • Includes: Refacing                        |        | 15       | 90206-250-000  | Nut, Tappet Adjusting.....                 | 2                                   |            |      |
| 7        | 1111N1 | Valve, Exhaust (One) .....                  | 3.5    | 16       | 93600-06016-0A | Screw, Flat, 6x16.....                     | 1                                   |            |      |
|          |        | • Includes: Engine removal and installation |        |          |                |  |                                     |            |      |
|          |        | • Includes: Refacing                        |        |          |                |  |                                     |            |      |
|          | 1111P0 | Valve: For 1 vehicle                        | 3.7    |          |                |  |                                     |            |      |
|          |        | • Includes: Engine removal and installation |        |          |                |  |                                     |            |      |
|          |        | • Includes: Refacing                        |        |          |                |  |                                     |            |      |
| +        |        |   |        |          |                |  |                                     |            |      |



# ENGINE GROUP

## E-2

### Camshaft/Valve



KBBB-E0200

2

| Ref. No. | L.O.N. | Service Item                                      | F.R.T. | Ref. No. | Part No. | Description | Reqd. Qty<br>XL200E/F/G | Serial No. | Note |
|----------|--------|---|--------|----------|----------|-------------|-------------------------|------------|------|
| +<br>8   |        | (1, 9, 10, 11, 12, 13)                            |        |          |          |             |                         |            |      |
|          | 1111P2 | Intake Valve Spring and/or Stem Seal (One).....   | 3.3    |          |          |             |                         |            |      |
|          |        | • Includes: Engine removal and installation       |        |          |          |             |                         |            |      |
|          | 1111P3 | Exhaust Valve Spring and/or Stem Seal (One).....  | 3.3    |          |          |             |                         |            |      |
|          |        | • Includes: Engine removal and installation       |        |          |          |             |                         |            |      |
|          | 1111Q2 | Valve Spring and/or Stem Seal: For 1 vehicle..... | 3.4    |          |          |             |                         |            |      |
|          |        | • Includes: Engine removal and installation       |        |          |          |             |                         |            |      |

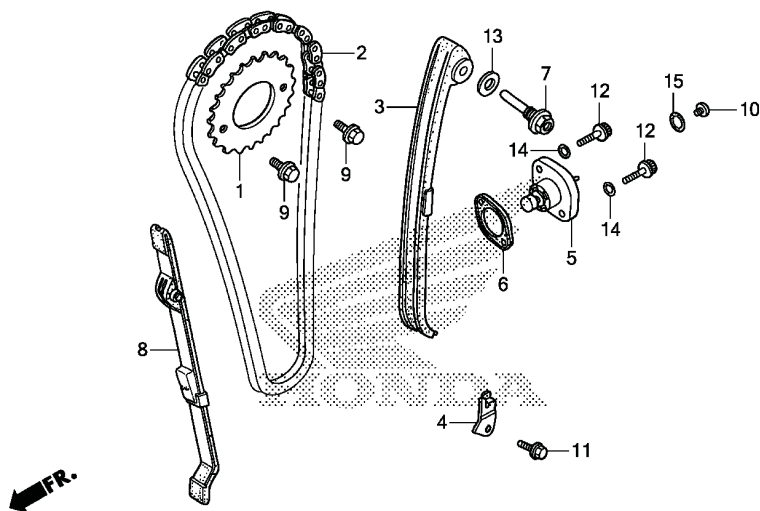




# ENGINE GROUP

## E-3

### Cam Chain/Tensioner



KBB7E0300

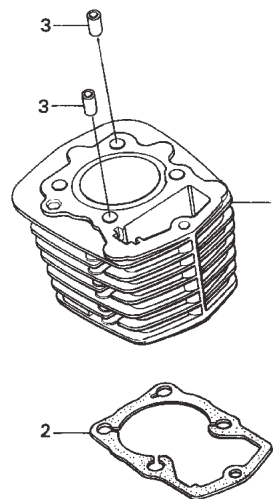
2

| Ref. No. | L.O.N. | Service Item                                | F.R.T. | Ref. No. | Part No.      | Description                          | Reqd. Qty<br>XL200 <sub>E/F/G</sub> | Serial No. | Note |
|----------|--------|---|--------|----------|---------------|--------------------------------------|-------------------------------------|------------|------|
| 1        | 1111Q4 | Sprocket, Cam .....                         | 0.7    | 1        | 14321-KN6-930 | Sprocket, Cam (34T).....             | 1                                   |            |      |
| 2        | 110140 | Chain, Cam .....                            | 1.6    | 2        | 14401-KBB-901 | Chain, Cam (102L).....               | 1                                   |            |      |
| 3        | 111130 | Tensioner, Cam Chain.....                   | 1.7    | 3        | 14500-KBB-900 | Tensioner, Cam Chain.....            | 1                                   |            |      |
| 5        |        | (6)   |        | 4        | 14513-KBB-900 | Plate, Cam Chain Setting .....       | 1                                   |            |      |
|          | 111133 | Lifter, Tensioner.....                      | 0.4    | 5        | 14520-KCJ-661 | Lifter Assy., Tensioner.....         | 1                                   |            |      |
| 8        | 111139 | Guide, Cam Chain .....                      | 2.7    |          |               |                                      |                                     |            |      |
|          |        | • Includes: Engine removal and installation |        | 6        | 14523-KBB-901 | Gasket, Tensioner Lifter .....       | 1                                   |            |      |
|          |        |   |        | 7        | 14535-437-000 | Bolt, Cam Chain Tensioner Pivot..... | 1                                   |            |      |
|          |        |   |        | 8        | 14550-KCJ-710 | Guide, Cam Chain.....                | 1                                   |            |      |
|          |        |   |        | 9        | 90002-KW1-900 | Bolt, Flange, 6x10.....              | 2                                   |            |      |
|          |        |   |        | 10       | 90005-KY7-000 | Screw, Pan, 6x6.....                 | 1                                   |            |      |
|          |        |   |        | 11       | 90032-GHR-640 | Bolt, Flange, 6x12.....              | 1                                   |            |      |
|          |        |   |        | 12       | 90071-MG8-000 | Bolt, Flange Socket, 6x16 .....      | 2                                   |            |      |
|          |        |   |        | 13       | 90475-KPF-960 | Washer, 8mm .....                    | 1                                   |            |      |
|          |        |   |        | 14       | 90488-425-000 | Washer, Sealing, 6mm.....            | 2                                   |            |      |
|          |        |   |        | 15       | 91306-KRM-840 | O-ring, 1.5x9.5.....                 | 1                                   |            |      |



# ENGINE GROUP

## E-4 Cylinder



KBBB-E0400

2

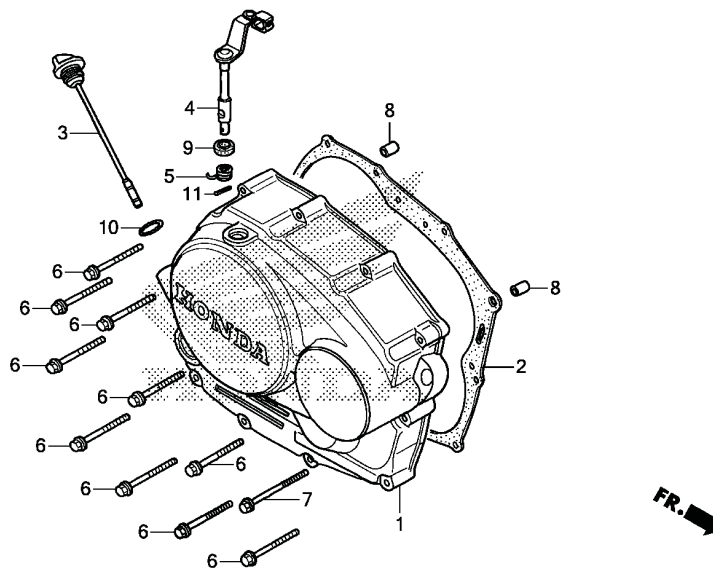
| Ref. No. | L.O.N. | Service Item   | F.R.T. | Ref. No. | Part No.      | Description            | Reqd. Qty<br>XL200 <sub>E/F/G</sub> | Serial No. | Note  |
|----------|--------|--|--------|----------|---------------|------------------------|-------------------------------------|------------|-------|
| 1        | 1111A5 | Cylinder .....<br>• Includes: Engine removal and installation        | 3.1    | 1        | 12100-KBB-900 | Cylinder Comp.....     | 1                                   | .....      | ..... |
|          |        |  |        | 2        | 12191-KCN-010 | Gasket, Cylinder ..... | 1                                   | .....      | ..... |
| 2        | 111102 | Gasket, Cylinder.....<br>• Includes: Engine removal and installation | 2.9    | 3        | 90704-KPS-900 | Dowel Pin, 10x20 ..... | 2                                   | .....      | ..... |



# ENGINE GROUP

## E-5

### Right Crankcase Cover



KBB7E0500

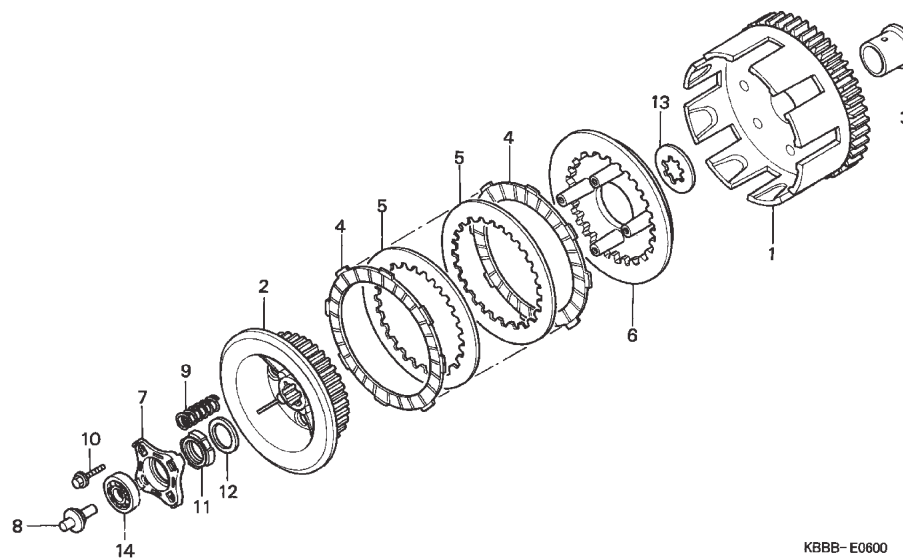
2

| Ref. No. | L.O.N. | Service Item                        | F.R.T. | Ref. No. | Part No.      | Description                      | Reqd. Qty<br>XL200 <sub>E/F/G</sub> | Serial No. | Note  |
|----------|--------|-------------------------------------|--------|----------|---------------|----------------------------------|-------------------------------------|------------|-------|
| 1        | 110159 | Cover, Crankcase: Right .....       | 0.9    | 1        | 11330-KBB-900 | Cover Comp., R. Crankcase .....  | 1                                   | .....      | ..... |
| 2        | 110158 | Gasket, Crankcase Cover: Right..... | 0.7    | 2        | 11393-KBB-871 | Gasket, R. Crankcase Cover ..... | 1                                   | .....      | ..... |
| 4        | 2121A7 | Lever, Clutch .....                 | 0.9    | 3        | 15650-KBW-940 | Gauge, Oil Level .....           | 1                                   | .....      | ..... |
|          |        |                                     |        | 4        | 22810-KBB-900 | Lever Comp., Clutch.....         | 1                                   | .....      | ..... |
|          |        |                                     |        | 5        | 22815-428-000 | Spring, Clutch Lever.....        | 1                                   | .....      | ..... |
|          |        |                                     |        | 6        | 90040-GHR-760 | Bolt, Flange, 6x40.....          | 10                                  | .....      | ..... |
|          |        |                                     |        | 7        | 90040-GHR-780 | Bolt, Flange, 6x50.....          | 1                                   | .....      | ..... |
|          |        |                                     |        | 8        | 90702-KRM-840 | Dowel Pin, 8x14.....             | 2                                   | .....      | ..... |
|          |        |                                     |        | 9        | 91201-148-003 | Oil Seal, 12x22x5 (ARAI).....    | 1                                   | .....      | ..... |
|          |        |                                     |        | 10       | 91307-KRM-840 | O-ring, 18x3 .....               | 1                                   | .....      | ..... |
|          |        |                                     |        | 11       | 94305-30102   | Pin, Spring, 3x10.....           | 1                                   | .....      | ..... |



# ENGINE GROUP

## E-6 Clutch



KBBB- E0600



2

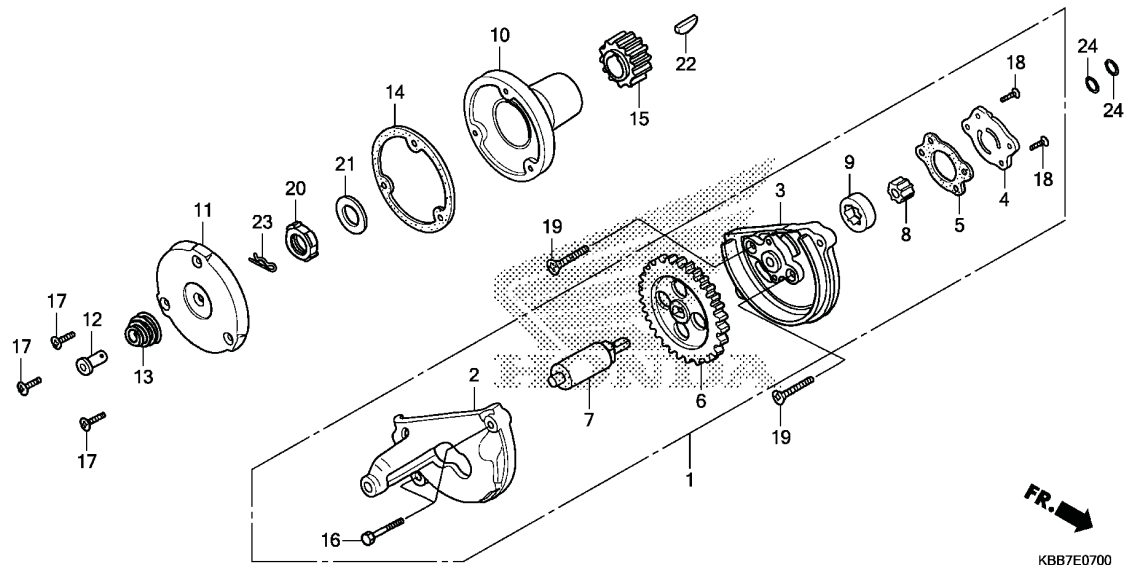
| Ref. No. | L.O.N. | Service Item                            | F.R.T. | Ref. No. | Part No.      | Description                      | Reqd. Qty<br>XL200 <sub>E/F/G</sub> | Serial No. | Note  |
|----------|--------|---|--------|----------|---------------|----------------------------------|-------------------------------------|------------|-------|
| 1        | 2121A0 | Outer, Clutch .....                     | 1.1    | 1        | 22100-KBB-900 | Outer Comp., Clutch .....        | 1                                   | .....      | ..... |
| 2        | 212112 | Center, Clutch.....                     | 1.1    | 2        | 22121-KBW-900 | Center Comp., Clutch .....       | 1                                   | .....      | ..... |
| 4        |        | (5)                                     |        | 3        | 22131-KW1-900 | Guide, Clutch Outer .....        | 1                                   | .....      | ..... |
|          | 2121A1 | Disk, Clutch Friction .....             | 1.1    | 4        | 22201-MR8-000 | Disk, Clutch Friction.....       | 5                                   | .....      | ..... |
|          |        | • Note: Same time for two units or more |        | 5        | 22311-KN4-680 | Plate, Clutch.....               | 4                                   | .....      | ..... |
| 6        | 2121A3 | Plate, Clutch Pressure.....             | 1.1    | 6        | 22350-107-010 | Plate, Clutch Pressure.....      | 1                                   | .....      | ..... |
| 7        | 2121A4 | Plate, Clutch Lifter.....               | 0.8    | 7        | 22361-437-000 | Plate, Clutch Lifter .....       | 1                                   | .....      | ..... |
| 8        | 2121B6 | Rod, Clutch Lifter.....                 | 0.7    | 8        | 22366-437-000 | Rod, Clutch Lifter .....         | 1                                   | .....      | ..... |
| 9        | 212107 | Spring, Clutch.....                     | 0.8    | 9        | 22401-KT0-000 | Spring, Clutch.....              | 4                                   | .....      | ..... |
|          |        | • Note: Same time for two units or more |        | 10       | 90050-357-000 | Bolt, Special Flange, 6x22 ..... | 4                                   | .....      | ..... |
|          |        |   |        | 11       | 90231-KB5-720 | Nut, Lock, 16mm .....            | 1                                   | .....      | ..... |
|          |        |   |        | 12       | 90434-KPS-900 | Washer, 16mm.....                | 1                                   | .....      | ..... |
|          |        |   |        | 13       | 90461-107-000 | Washer B, Spline, 20mm.....      | 1                                   | .....      | ..... |
|          |        |   |        | 14       | 91008-KK6-000 | Bearing, Radial Ball, 16003..... | 1                                   | .....      | ..... |



# ENGINE GROUP

## E-7

### Oil Pump



| Ref. No. | L.O.N. | Service Item               | F.R.T. | Ref. No. | Part No.       | Description                     | Reqd. Qty<br>XL200 <sub>E/F/G</sub> | Serial No. | Note |
|----------|--------|----------------------------|--------|----------|----------------|---------------------------------|-------------------------------------|------------|------|
| 1        | 113105 | Pump Assy., Oil.....       | 0.9    | 1        | 15100-KBB-900  | Pump Assy., Oil.....            | 1                                   |            |      |
| 6        | 113188 | Gear, Oil Pump Drive.....  | 0.8    | 2        | 15106-324-030  | Cover, Oil Pump Gear.....       | 1                                   |            |      |
| 10       | 1101L0 | Rotor, Oil Filter.....     | 0.9    | 3        | 15111-KBB-900  | Body, Oil Pump.....             | 1                                   |            |      |
| 11       | (14)   | Cap, Oil Filter Rotor..... | 0.8    | 4        | 15116-107-020  | Plate, Oil Pump.....            | 1                                   |            |      |
| 15       | 211105 | Gear, Primary Drive.....   | 1.1    | 5        | 15126-107-020  | Gasket, Oil Pump.....           | 1                                   |            |      |
|          |        |                            |        | 6        | 15131-KBB-900  | Gear, Oil Pump Drive (34T)..... | 1                                   |            |      |
|          |        |                            |        | 7        | 15132-KY0-890  | Shaft, Oil Pump.....            | 1                                   |            |      |
|          |        |                            |        | 8        | 15331-KPS-900  | Rotor, Oil Pump Inner.....      | 1                                   |            |      |
|          |        |                            |        | 9        | 15332-KPS-900  | Rotor, Oil Pump Outer.....      | 1                                   |            |      |
|          |        |                            |        | 10       | 15430-440-030  | Rotor Comp., Oil Filter.....    | 1                                   |            |      |
|          |        |                            |        | 11       | 15436-KRM-840  | Cap, Oil Filter Rotor.....      | 1                                   |            |      |
|          |        |                            |        | 12       | 15441-KCS-650  | Through, Oil.....               | 1                                   |            |      |
|          |        |                            |        | 13       | 15446-107-000  | Spring, Oil Through.....        | 1                                   |            |      |
|          |        |                            |        | 14       | 15459-KWK-900  | Gasket, Oil Filter Cap.....     | 1                                   |            |      |
|          |        |                            |        | 15       | 23121-KBB-900  | Gear, Primary Drive (22T).....  | 1                                   |            |      |
|          |        |                            |        | 16       | 90014-GHR-680  | Bolt, Hex., 5x20.....           | 2                                   |            |      |
|          |        |                            |        |          | 92101-05020-0A | .....                           | 2                                   |            |      |
|          |        |                            |        | 17       | 90112-KPS-900  | Screw, Oval, 5x12.....          | 3                                   |            |      |
|          |        |                            |        | 18       | 90211-KPS-900  | Screw, Flat, 4x12.....          | 2                                   |            |      |
|          |        |                            |        |          | 93600-04012-0A | .....                           | 2                                   |            |      |
|          |        |                            |        | 19       | 90213-KPS-900  | Screw, Flat, 6x30.....          | 2                                   |            |      |
|          |        |                            |        | 20       | 90231-KPS-900  | Nut, Lock, 16mm.....            | 1                                   |            |      |

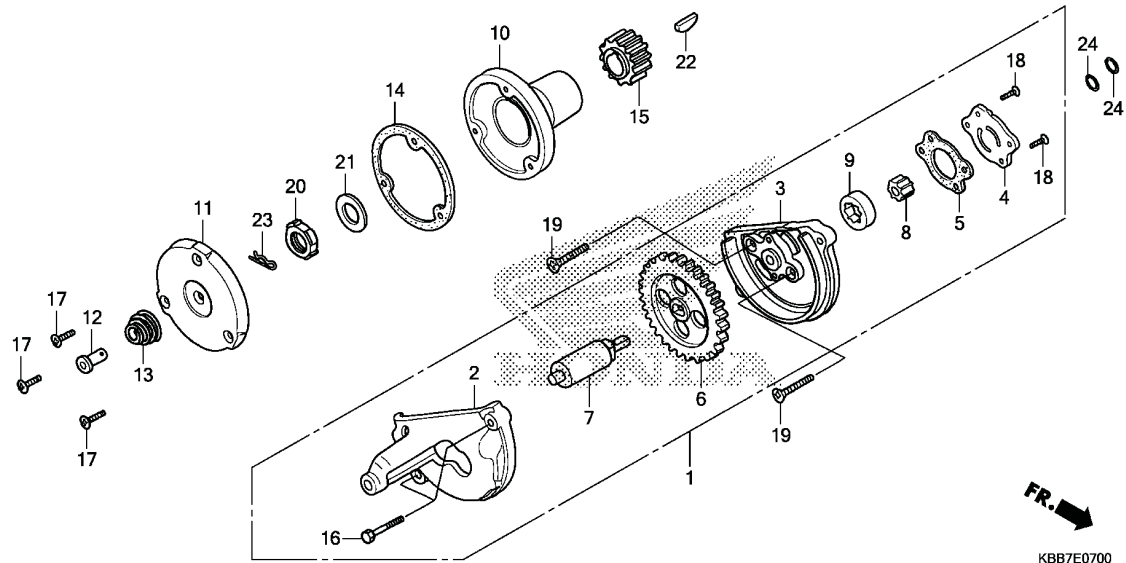


# ENGINE GROUP

## E-7

### Oil Pump

2



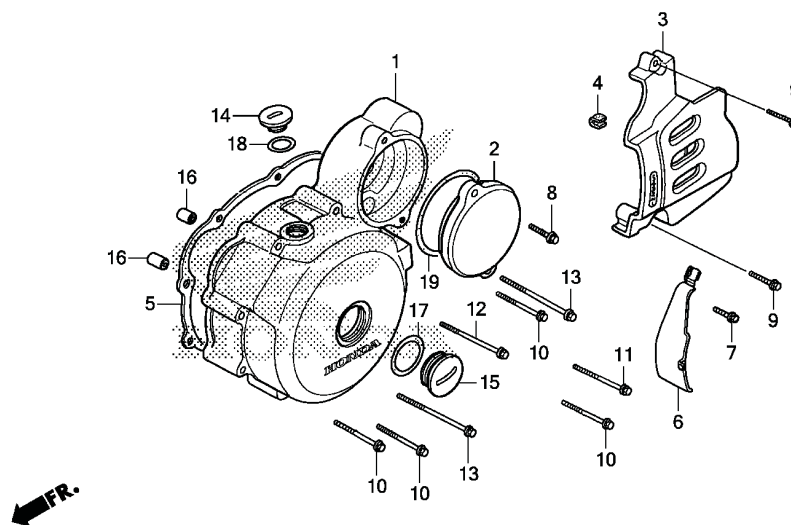
| Ref. No. | L.O.N. | Service Item | F.R.T. | Ref. No. | Part No.      | Description               | Reqd. Qty<br>XL200 <sub>E/F/G</sub> | Serial No. | Note  |
|----------|--------|--------------|--------|----------|---------------|---------------------------|-------------------------------------|------------|-------|
|          |        |              |        | 21       | 90434-KPS-900 | Washer, 16mm.....         | 1                                   | .....      | ..... |
|          |        |              |        | 22       | 90471-KW1-900 | Key, Woodruff, 25x14..... | 1                                   | .....      | ..... |
|          |        |              |        | 23       | 90751-KPS-900 | Pin, Lock, 8mm.....       | 1                                   | .....      | ..... |
|          |        |              |        | 24       | 91304-KK3-830 | O-ring, 9.4x2.4.....      | 2                                   | .....      | ..... |



# ENGINE GROUP

## E-8

### Left Crankcase Cover



KBB7E0800

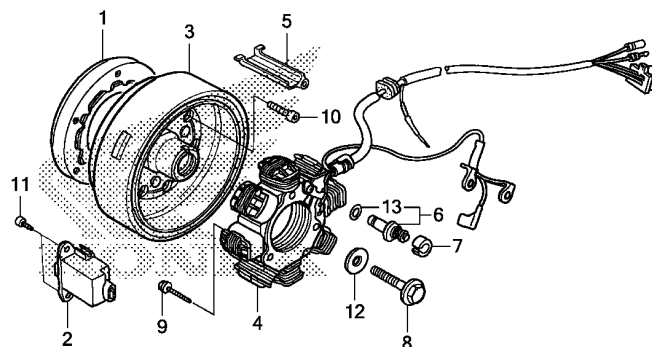
| Ref. No. | L.O.N. | Service Item                       | F.R.T. | Ref. No. | Part No.      | Description                        | Reqd. Qty<br>XL200 <sub>E/F/G</sub> | Serial No. | Note  |
|----------|--------|------------------------------------|--------|----------|---------------|------------------------------------|-------------------------------------|------------|-------|
| 1        | 1101A6 | Cover, Crankcase: Left .....       | 0.9    | 1        | 11340-KW8-920 | Cover, L. Crankcase .....          | 1                                   | .....      | ..... |
| 2        | 2101D7 | Cover, Reduction Gear .....        | 0.2    | 2        | 11355-KW8-920 | Cover, Reduction Gear .....        | 1                                   | .....      | ..... |
| 3        | 1101B0 | Cover, Crankcase: Left Rear .....  | 0.1    | 3        | 11361-KBB-900 | Cover, L. Rr. Crankcase .....      | 1                                   | .....      | ..... |
| 5        | 1101A3 | Gasket, Crankcase Cover: Left..... | 0.6    | 4        | 11363-437-620 | Rubber, Rr. Cover Mounting .....   | 1                                   | .....      | ..... |
|          |        |                                    |        | 5        | 11395-KCN-010 | Gasket, L. Cover .....             | 1                                   | .....      | ..... |
|          |        |                                    |        | 6        | 32976-KW1-900 | Clamper, A.C. Generator Cord ..... | 1                                   | .....      | ..... |
|          |        |                                    |        | 7        | 90040-GHR-650 | Bolt, Flange, 6x14.....            | 1                                   | .....      | ..... |
|          |        |                                    |        | 8        | 90040-GHR-680 | Bolt, Flange, 6x20.....            | 1                                   | .....      | ..... |
|          |        |                                    |        | 9        | 90040-GHR-700 | Bolt, Flange, 6x25.....            | 2                                   | .....      | ..... |
|          |        |                                    |        | 10       | 90040-GHR-760 | Bolt, Flange, 6x40.....            | 4                                   | .....      | ..... |
|          |        |                                    |        | 11       | 90040-GHR-780 | Bolt, Flange, 6x50.....            | 1                                   | .....      | ..... |
|          |        |                                    |        | 12       | 90040-GHR-800 | Bolt, Flange, 6x60.....            | 1                                   | .....      | ..... |
|          |        |                                    |        | 13       | 90040-GHR-820 | Bolt, Flange, 6x70.....            | 2                                   | .....      | ..... |
|          |        |                                    |        | 14       | 90084-471-000 | Cap, A.C. Generator.....           | 1                                   | .....      | ..... |
|          |        |                                    |        | 15       | 90087-471-000 | Cap, 30mm.....                     | 1                                   | .....      | ..... |
|          |        |                                    |        | 16       | 90703-KPS-900 | Pin, Dowel, 10x14 .....            | 2                                   | .....      | ..... |
|          |        |                                    |        | 17       | 91302-567-003 | O-ring, 27.4x2.4 (ARAI) .....      | 1                                   | .....      | ..... |
|          |        |                                    |        | 18       | 91303-377-000 | O-ring, 13.8x2.5 .....             | 1                                   | .....      | ..... |
|          |        |                                    |        | 19       | 91304-KGA-940 | O-ring, 63x3 .....                 | 1                                   | .....      | ..... |



# ENGINE GROUP

## E-9

### Generator



KBB7E0900

2

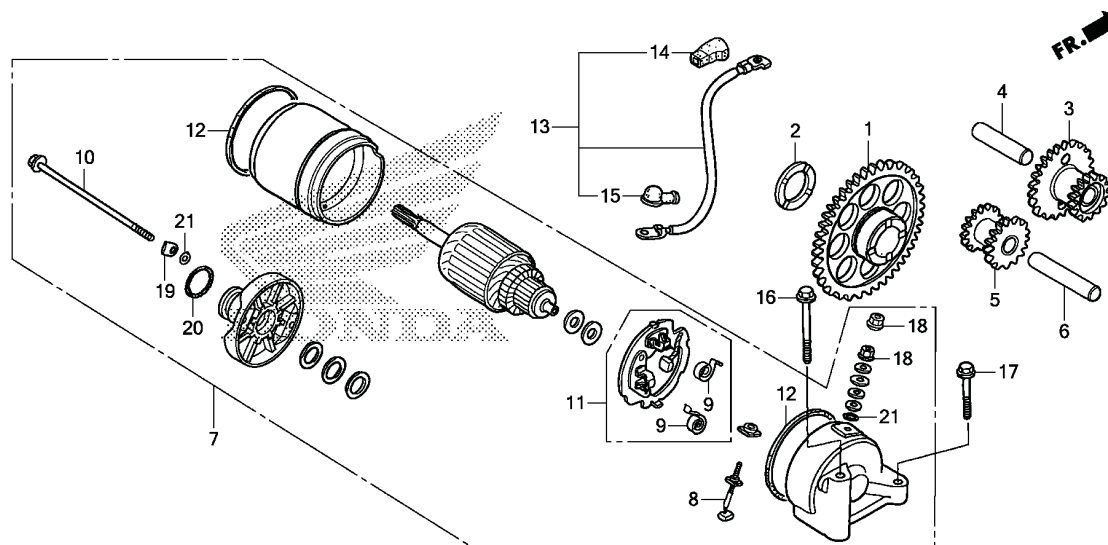
| Ref. No. | L.O.N. | Service Item                    | F.R.T. | Ref. No. | Part No.      | Description                          | Reqd. Qty<br>XL200 <sub>E/F/G</sub> | Serial No. | Note  |
|----------|--------|---------------------------------|--------|----------|---------------|--------------------------------------|-------------------------------------|------------|-------|
| 1        | 612131 | Outer, Starting Clutch.....     | 1.0    | 1        | 28125-KW3-006 | Clutch Comp., Starting One Way ..... | 1                                   | .....      | ..... |
| 2        | 614110 | Generator, Ignition Pulse ..... | 0.8    | 2        | 30300-HA0-033 | Generator Assy., Pulse (Tec) .....   | 1                                   | .....      | ..... |
| 3        | 613105 | Rotor of Flywheel .....         | 1.0    | 3        | 31110-KBB-901 | Flywheel Comp.....                   | 1                                   | .....      | ..... |
| 4        | 6131A3 | Stator.....                     | 0.9    | 4        | 31120-KBB-901 | Stator Comp.....                     | 1                                   | .....      | ..... |
| 6        | 6151B8 | (13)<br>Switch, Neutral.....    | 0.2    | 5        | 32976-KN6-910 | Guide, A.C. Generator Cord.....      | 1                                   | .....      | ..... |
|          |        |                                 |        | 6        | 35750-GS3-003 | Contact, Neutral Switch.....         | 1                                   | .....      | ..... |
|          |        |                                 |        | 7        | 35752-028-300 | Spacer, Neutral Switch.....          | 1                                   | .....      | ..... |
|          |        |                                 |        | 8        | 90023-KK3-830 | Bolt, Rotor Setting .....            | 1                                   | .....      | ..... |
|          |        |                                 |        | 9        | 90040-GHR-730 | Bolt, Flange, 6x32.....              | 3                                   | .....      | ..... |
|          |        |                                 |        | 10       | 90085-KRM-850 | Bolt, Socket, 6mm.....               | 6                                   | .....      | ..... |
|          |        |                                 |        | 11       | 90089-HB3-000 | Bolt, Socket, 5x14.....              | 2                                   | .....      | ..... |
|          |        |                                 |        | 12       | 90403-KN6-930 | Washer, 10x24.....                   | 1                                   | .....      | ..... |
|          |        |                                 |        | 13       | 91312-107-000 | O-ring, 7x1.7 .....                  | 1                                   | .....      | ..... |



# ENGINE GROUP

## E-10

### Starting Motor



KBB7E1000

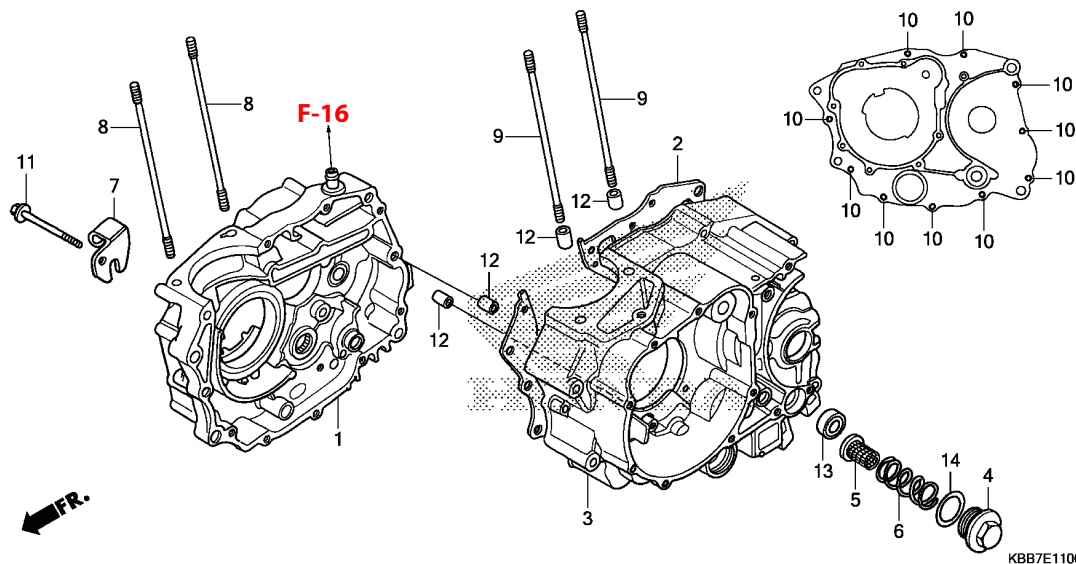
| Ref. No. | L.O.N. | Service Item                   | F.R.T. | Ref. No. | Part No.      | Description                            | Reqd. Qty<br>XL200 <sub>E/F/G</sub> | Serial No. | Note  |
|----------|--------|--------------------------------|--------|----------|---------------|--|-------------------------------------|------------|-------|
| 1        | 612120 | Gear, Starter Driven .....     | 0.8    | 1        | 28110-KBB-900 | Gear Comp., Starter Driven (56T) ..... | 1                                   | .....      | ..... |
| 3        | 612125 | Gear, Starter Reduction.....   | 0.3    | 2        | 28114-KN6-930 | Collar, Starting Driven Gear .....     | 1                                   | .....      | ..... |
| 5        | 612135 | Gear, Starter Idle.....        | 0.7    | 3        | 28130-KBB-900 | Gear, Reduction (61T/18T).....         | 1                                   | .....      | ..... |
| 7        |        | (20)                           |        | 4        | 28132-KN6-930 | Shaft, Reduction Gear .....            | 1                                   | .....      | ..... |
| 8        | 612105 | Motor, Starting.....           | 0.3    | 5        | 28140-KBB-900 | Gear, Idle (14T/16T).....              | 1                                   | .....      | ..... |
|          |        | (12)                           |        |          |               |  |                                     |            |       |
|          | 6121A4 | Terminal, Brush (Starter)..... | 0.6    | 6        | 28142-KW1-900 | Shaft, Idle Gear.....                  | 1                                   | .....      | ..... |
| 11       | 6121A5 | Holder, Brush (Starter).....   | 0.6    | 7        | 31200-KBB-901 | Motor Assy., Starting (MITSUBA) .....  | 1                                   | .....      | ..... |
| 13       | 612115 | Cable, Starter Motor.....      | 0.3    | 8        | 31201-KS5-901 | Terminal Set, Brush .....              | 1                                   | .....      | ..... |
|          |        |                                |        | 9        | 31204-KS5-901 | Spring, Carbon Brush .....             | 2                                   | .....      | ..... |
|          |        |                                |        | 10       | 31205-MN4-008 | Bolt, Setting .....                    | 2                                   | .....      | ..... |
|          |        |                                |        | 11       | 31206-KW1-901 | Holder Set, Brush .....                | 1                                   | .....      | ..... |
|          |        |                                |        | 12       | 31207-KS5-901 | Ring.....                              | 2                                   | .....      | ..... |
|          |        |                                |        | 13       | 32402-KY7-000 | Cable, Starting Motor.....             | 1                                   | .....      | ..... |
|          |        |                                |        | 14       | 32404-MK4-000 | Cover A, Starter Magnetic.....         | 1                                   | .....      | ..... |
|          |        |                                |        | 15       | 32411-253-000 | Cover, Starter Motor Terminal .....    | 1                                   | .....      | ..... |
|          |        |                                |        | 16       | 90032-GHR-800 | Bolt, Flange, 6x60.....                | 1                                   | .....      | ..... |
|          |        |                                |        | 17       | 90036-GHR-730 | Bolt, Flange, 6x32.....                | 1                                   | .....      | ..... |
|          |        |                                |        | 18       | 90071-MB0-000 | Nut-Washer, 6mm .....                  | 2                                   | .....      | ..... |
|          |        |                                |        | 19       | 90401-KW1-900 | Washer, Steel Plate .....              | 2                                   | .....      | ..... |
|          |        |                                |        | 20       | 91309-425-003 | O-Ring, 24.4x3.1 (ARAI) .....          | 1                                   | .....      | ..... |
|          |        |                                |        | 21       | 91320-MB0-000 | O-Ring, 4x2.....                       | 3                                   | .....      | ..... |



# ENGINE GROUP

## E-11

### Crankcase



2

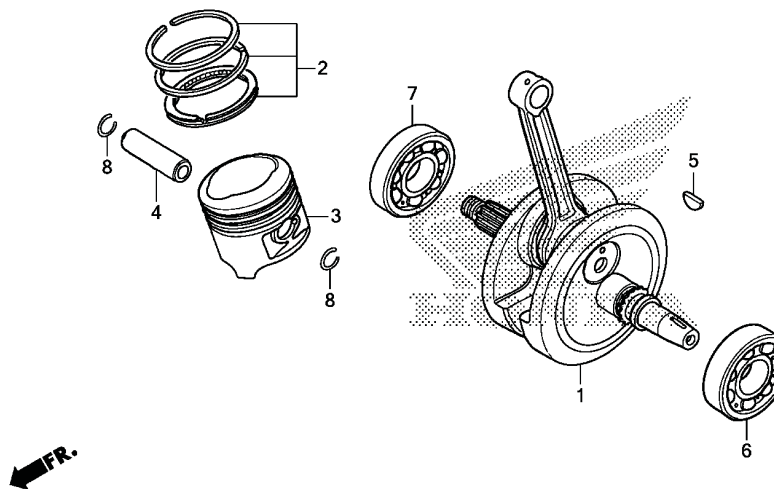
| Ref. No. | L.O.N. | Service Item  | F.R.T. | Ref. No. | Part No.      | Description                     | Reqd. Qty<br>XL200 <sub>E/F/G</sub> | Serial No. | Note |
|----------|--------|---|--------|----------|---------------|---------------------------------|-------------------------------------|------------|------|
| 1        | 110120 | Crankcase: Right.....<br>• Includes: Engine removal and installation  | 4.8    | 1        | 11100-KBB-902 | Crankcase Comp., R.....         | 1                                   |            |      |
| 2        | 110110 | Gasket, Crankcase.....<br>• Includes: Engine removal and installation | 4.3    | 2        | 11191-KBB-871 | Gasket, Crankcase.....          | 1                                   |            |      |
| 3        | 110115 | Crankcase: Left.....<br>• Includes: Engine removal and installation   | 5.7    | 3        | 11200-KBB-900 | Crankcase Comp., L.....         | 1                                   |            |      |
|          | 1101A2 | Crankcase: Both.....<br>• Includes: Engine removal and installation   | 6.1    | 4        | 12361-KPS-900 | Cap, Tappet Adjusting Hole..... | 1                                   |            |      |
| 5        |        | (4, 6, 14)  |        | 5        | 15421-107-000 | Screen, Oil Filter.....         | 1                                   |            |      |
|          | 1131B5 | Screen, Oil Filter.....   | 0.2    | 6        | 15426-KPS-900 | Spring, Oil Filter Screen.....  | 1                                   |            |      |
|          |        |   |        | 7        | 22838-KY0-890 | Holder, Clutch Wire.....        | 1                                   |            |      |
|          |        |   |        | 8        | 90031-KN6-930 | Bolt A, Cylinder Stud.....      | 2                                   |            |      |
|          |        |   |        | 9        | 90032-KN6-930 | Bolt B, Cylinder Stud.....      | 2                                   |            |      |
|          |        |   |        | 10       | 90040-GHR-780 | Bolt, Flange, 6x50.....         | 10                                  |            |      |
|          |        |   |        | 11       | 90040-GHR-800 | Bolt, Flange, 6x60 (SH).....    | 1                                   |            |      |
|          |        |   |        | 12       | 90703-KPS-900 | Dowel Pin, 10x14.....           | 4                                   |            |      |
|          |        |   |        | 13       | 91202-965-003 | Oil Seal, 14x28x7 (ARAI).....   | 1                                   |            |      |
|          |        |   |        | 14       | 91303-KPS-730 | O-ring, 35x3 (ARAI).....        | 1                                   |            |      |



# ENGINE GROUP

## E-12

### Crankshaft/Piston



KBB7E1200

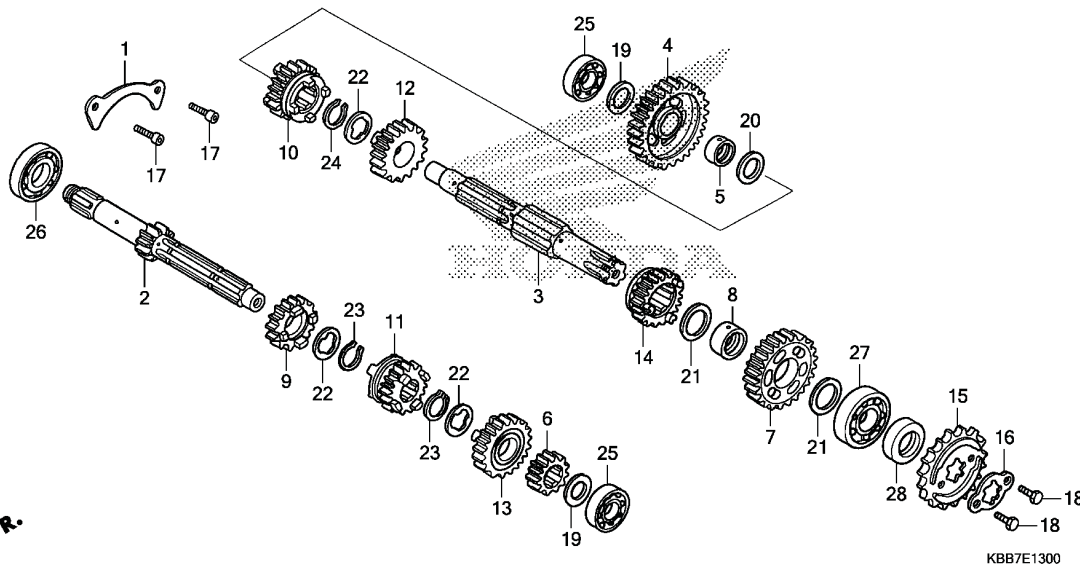
2

| Ref. No. | L.O.N. | Service Item  | F.R.T. | Ref. No. | Part No.      | Description                          | Reqd. Qty<br>XL200 <sub>E/F/G</sub> | Serial No. | Note |
|----------|--------|---|--------|----------|---------------|--------------------------------------|-------------------------------------|------------|------|
| 1        | 1101B5 | Crankshaft.....<br>• Includes: Engine removal and installation                      | 5.3    | 1        | 13000-KBB-901 | Crankshaft Comp.....                 | 1                                   |            |      |
| 3        | 111103 | Piston Ring and/or Piston (One).....<br>• Includes: Engine removal and installation | 3.1    | 2        | 13011-KBB-305 | Ring Set, Piston (STD.) (RIKEN)..... | 1                                   |            |      |
|          |        |   |        |          | 13021-KBB-305 | Ring Set, Piston (0.25) (RIKEN)..... | (1)                                 |            |      |
|          |        |   |        |          | 13031-KBB-305 | Ring Set, Piston (0.50) (RIKEN)..... | (1)                                 |            |      |
| 6        | 1101B6 | Bearing, Crankshaft: Left.....<br>• Includes: Engine removal and installation       | 5.3    | 3        | 13101-KBB-901 | Piston (STD.).....                   | 1                                   |            |      |
|          |        |   |        |          | 13102-KBB-315 | Piston (0.25).....                   | (1)                                 |            |      |
|          |        |   |        |          | 13103-KBB-315 | Piston (0.50).....                   | (1)                                 |            |      |
| 7        | 1101B7 | Bearing, Crankshaft: Right.....<br>• Includes: Engine removal and installation      | 5.3    | 4        | 13111-440-000 | Pin, Piston.....                     | 1                                   |            |      |
|          |        |   |        | 5        | 90741-KS4-020 | Key, Woodruff, 4mm.....              | 1                                   |            |      |
| 1101G0   | 1101G0 | Bearing, Crankshaft: Both.....<br>• Includes: Engine removal and installation       | 5.5    | 6        | 91001-KBW-941 | Bearing, Radial Ball, 6207.....      | 1                                   |            |      |
|          |        |   |        | 7        | 91001-KCN-003 | Bearing, Radial Ball, 28x72x18.....  | 1                                   |            |      |
|          |        |   |        | 8        | 94601-15000   | Clip, Piston Pin, 15 mm.....         | 2                                   |            |      |

# ENGINE GROUP

## E-13

### Transmission



2

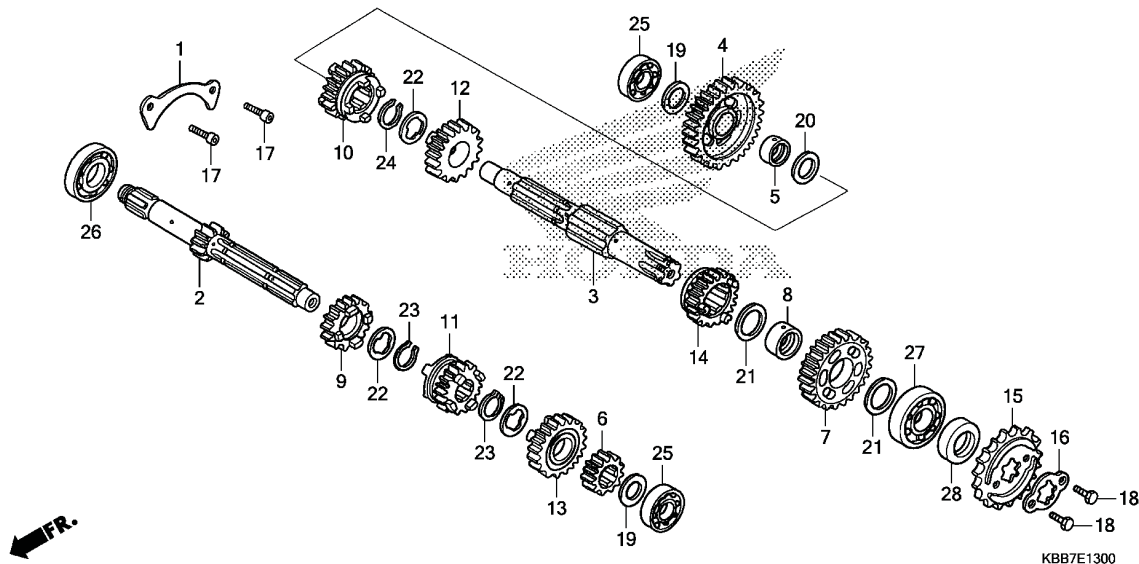
| Ref. No. | L.O.N.  | Service Item                                | F.R.T. | Ref. No. | Part No.      | Description                          | Reqd. Qty<br>XL200 <sub>E/F/G</sub> | Serial No. | Note |
|----------|---------|---|--------|----------|---------------|--------------------------------------|-------------------------------------|------------|------|
| 2        |         | (6, 9, 11, 13)                              |        | 1        | 11108-KW1-900 | Plate, Bearing Setting.....          | 1                                   |            |      |
|          | 210141  | Mainshaft, Transmission.....                | 4.9    | 2        | 23211-KBB-901 | Mainshaft, Transmission (13T).....   | 1                                   |            |      |
|          |         | • Includes: Engine removal and installation |        | 3        | 23221-KBB-901 | Countershaft, Transmission.....      | 1                                   |            |      |
|          | 210141A | • Replace countershaft add.....             | 0.2    | 4        | 23426-KBB-901 | Gear, Countershaft Low (36T).....    | 1                                   |            |      |
| 3        |         | (4, 7, 10, 12, 14)                          |        | 5        | 23427-KW1-900 | Bush, 16.5x19.5x9.....               | 1                                   |            |      |
|          | 210142  | Countershaft, Transmission.....             | 4.9    | 6        | 23441-KBB-901 | Gear, Mainshaft Second (18T).....    |                                     |            |      |
|          |         | • Includes: Engine removal and installation |        | 7        | 23451-KBB-901 | Gear, Countershaft Second (31T)..... | 1                                   |            |      |
|          | 210142A | • Replace mainshaft add.....                | 0.2    | 8        | 23452-KW1-900 | Bush, 20x23x9.....                   | 1                                   |            |      |
| 15       | 213135  | Sprocket, Drive.....                        | 0.2    | 9        | 23461-KBB-901 | Gear, Mainshaft Third (19T).....     | 1                                   |            |      |
|          |         |   |        | 10       | 23471-KBB-901 | Gear, Countershaft Third (24T).....  | 1                                   |            |      |
|          |         |   |        | 11       | 23481-KBB-901 | Gear, Mainshaft Fourth (22T).....    | 1                                   |            |      |
|          |         |   |        | 12       | 23491-KBB-901 | Gear, Countershaft Fourth (22T)..... | 1                                   |            |      |
|          |         |   |        | 13       | 23501-KBW-901 | Gear, Mainshaft Fifth (27T).....     | 1                                   |            |      |
|          |         |   |        | 14       | 23511-KBW-901 | Gear, Countershaft Fifth (23T).....  | 1                                   |            |      |
|          |         |   |        | 15       | 23801-KCN-000 | Sprocket, Drive (13T).....           | 1                                   |            |      |
|          |         |   |        | 16       | 23811-KR3-600 | Plate A2, Fixing.....                | 1                                   |            |      |
|          |         |   |        | 17       | 90001-KN6-930 | Bolt, Socket, 6x16.....              | 2                                   |            |      |
|          |         |   |        | 18       | 90011-KPT-A00 | Bolt, Hex., 6x10.....                | 2                                   |            |      |
|          |         |   |        | 19       | 90451-KPS-900 | Washer, Thrust, 15mm.....            | 2                                   |            |      |
|          |         |   |        | 20       | 90452-KPT-900 | Washer, Thrust, 16.5mm.....          | 1                                   |            |      |



# ENGINE GROUP

## E-13

### Transmission



KBB7E1300

2

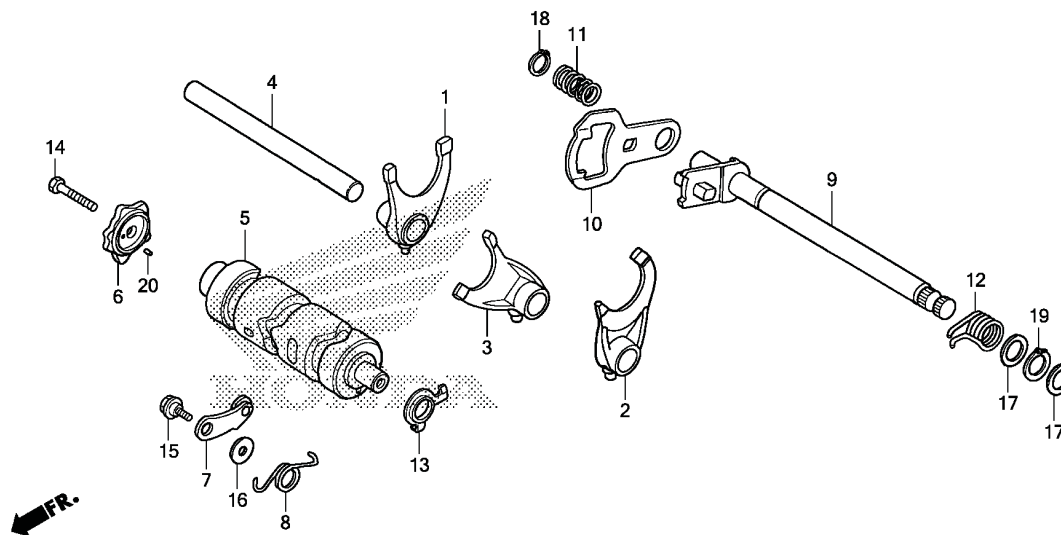
| Ref. No. | L.O.N. | Service Item | F.R.T. | Ref. No. | Part No.      | Description                       | Reqd. Qty<br>XL200 <sub>E/F/G</sub> | Serial No. | Note  |
|----------|--------|--------------|--------|----------|---------------|-----------------------------------|-------------------------------------|------------|-------|
|          |        |              |        | 21       | 90454-KPS-900 | Washer B, Thrust, 20mm .....      | 2                                   | .....      | ..... |
|          |        |              |        | 22       | 90455-KPS-900 | Washer A, Spline, 20mm .....      | 3                                   | .....      | ..... |
|          |        |              |        | 23       | 90605-200-000 | Set Ring, 20mm .....              | 2                                   | .....      | ..... |
|          |        |              |        | 24       | 90605-KPS-900 | Set Ring, 20mm .....              | 1                                   | .....      | ..... |
|          |        |              |        | 25       | 91015-KK6-003 | Bearing, Radial Ball, 6202U ..... | 2                                   | .....      | ..... |
|          |        |              |        | 26       | 91016-KBB-901 | Bearing, Radial Ball, 6004 .....  | 1                                   | .....      | ..... |
|          |        |              |        | 27       | 91016-KPS-901 | Bearing, Radial Ball, 6204 .....  | 1                                   | .....      | ..... |
|          |        |              |        | 28       | 91201-030-033 | Oil Seal, 20x34x7 (ARA) .....     | 1                                   | .....      | ..... |



# ENGINE GROUP

## E-14

### Gear Shift Drum

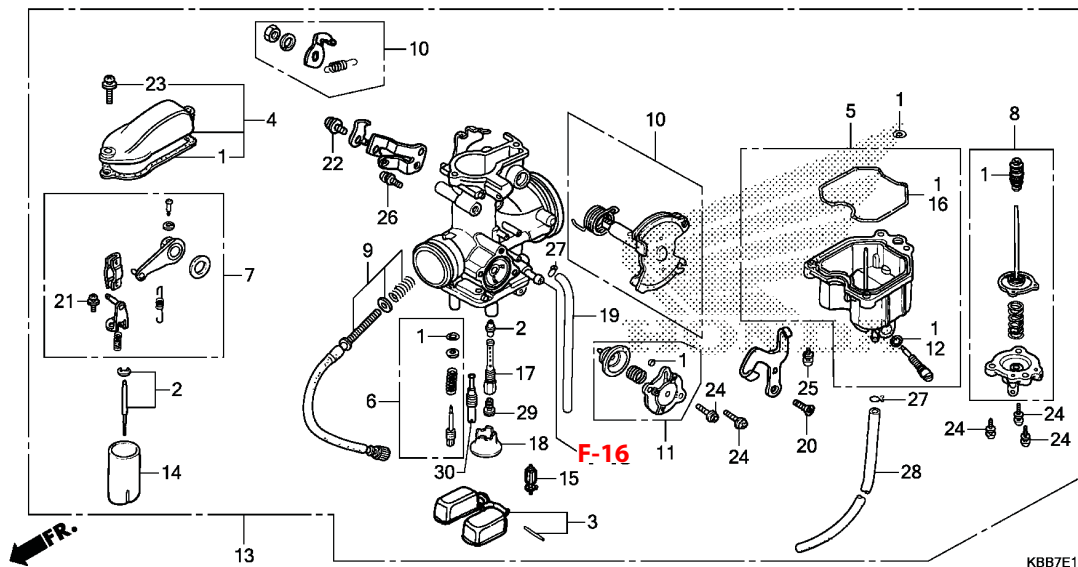


KBB7E1400

| Ref. No. | L.O.N. | Service Item                                | F.R.T. | Ref. No. | Part No.      | Description                         | Reqd. Qty<br>XL200 <sub>E/F/G</sub> | Serial No. | Note |
|----------|--------|---|--------|----------|---------------|-------------------------------------|-------------------------------------|------------|------|
| 1        | (2, 3) |   |        | 1        | 24211-KW1-900 | Fork, R. Gearshift .....            | 1                                   |            |      |
|          | 210112 | Fork, Gearshift .....                       | 4.5    | 2        | 24221-KBB-900 | Fork, L. Gearshift.....             | 1                                   |            |      |
|          |        | • Includes: Engine removal and installation |        | 3        | 24231-KW1-900 | Fork, Center Gearshift .....        | 1                                   |            |      |
|          |        | • Note: Same time for two units or more     |        | 4        | 24241-KCS-650 | Shaft, Gearshift Fork Guide .....   | 1                                   |            |      |
|          |        |   |        | 5        | 24301-KBB-900 | Drum, Gearshift .....               | 1                                   |            |      |
| 5        | 2101A9 | Drum, Gearshift.....                        | 4.5    | 6        | 24411-KCN-000 | Cam, Gearshift.....                 | 1                                   |            |      |
|          |        | • Includes: Engine removal and installation |        | 7        | 24430-KW1-900 | Stopper Comp., Gearshift Drum ..... | 1                                   |            |      |
|          |        |   |        | 8        | 24435-KBB-900 | Spring, Shift Drum Stopper.....     | 1                                   |            |      |
| 6        | 2101B0 | Cam, Shift Drum .....                       | 1.2    | 9        | 24610-107-760 | Spindle Comp., Gearshift .....      | 1                                   |            |      |
| 7        | (8)    |   |        | 10       | 24621-107-760 | Plate, Gearshift.....               | 1                                   |            |      |
|          | 210125 | Stopper or Spring, Shift Drum .....         | 0.8    | 11       | 24631-KPS-900 | Spring, Gearshift Plate .....       | 1                                   |            |      |
| 9        | (12)   |   |        | 12       | 24651-KGA-K60 | Spring, Gearshift Return.....       | 1                                   |            |      |
|          | 210122 | Spindle, Gearshift.....                     | 0.9    | 13       | 35753-KG2-951 | Rotor, Neutral Switch .....         | 1                                   |            |      |
|          |        |   |        | 14       | 90011-KGA-E00 | Bolt, Hex., 6x25 .....              | 1                                   |            |      |
|          |        |   |        | 15       | 90023-KPS-900 | Pivot, Gearshift Drum Stopper.....  | 1                                   |            |      |
|          |        |   |        | 16       | 90408-KW1-900 | Washer, 6mm .....                   | 1                                   |            |      |
|          |        |   |        | 17       | 90453-KPS-900 | Washer, Thrust, 14mm .....          | 2                                   |            |      |
|          |        |   |        | 18       | 90602-KGA-K00 | Circlip, External, 12mm.....        | 1                                   |            |      |
|          |        |   |        | 19       | 90606-KRM-840 | Circlip, External, 14mm .....       | 1                                   |            |      |
|          |        |   |        | 20       | 91102-KPS-900 | Roller, 4x10.....                   | 1                                   |            |      |

# ENGINE GROUP

## E-15 Carburetor



KBB7E1500

2

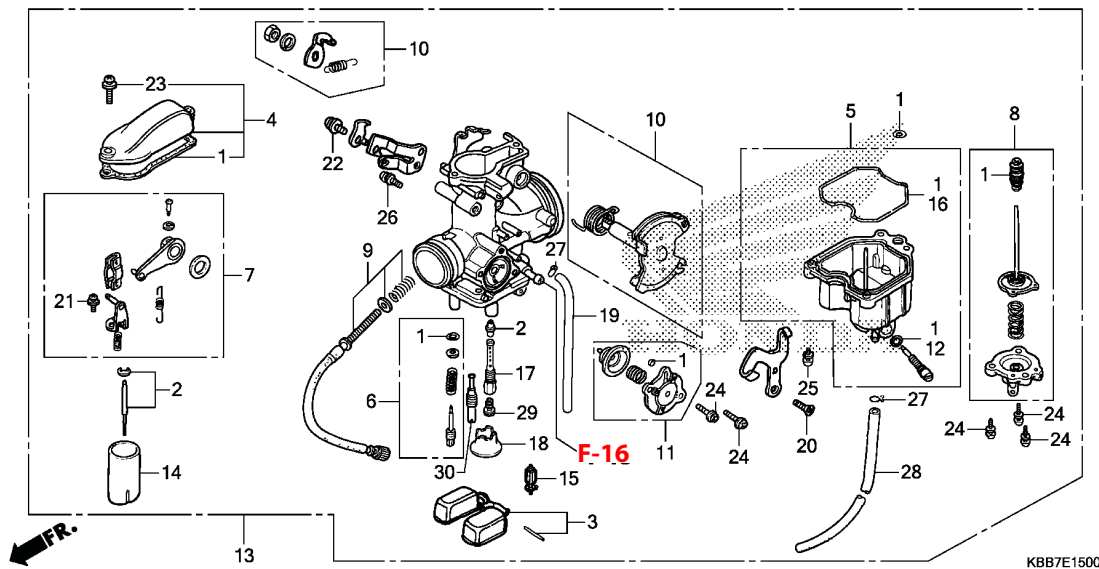
| Ref. No. | L.O.N. | Service Item                      | F.R.T. | Ref. No. | Part No.       | Description                     | Reqd. Qty<br>XL200 <sub>E/F/G</sub> | Serial No. | Note |
|----------|--------|-----------------------------------|--------|----------|----------------|---------------------------------|-------------------------------------|------------|------|
| 2        | 3111A3 | Needle, Jet.....                  | 0.9    | 1        | 16010-428-671  | Gasket Set.....                 | 1                                   |            |      |
| 3        |        | (15)                              |        | 2        | 16012-KBB-981  | Needle Set, Jet.....            | 1                                   |            |      |
|          | 311120 | Float or Float Valve.....         | 0.6    | 3        | 16013-439-921  | Float Set.....                  | 1                                   |            |      |
| 4        | 3111A5 | Top Set, Carburetor.....          | 0.4    | 4        | 16014-KZ1-670  | Top Set.....                    | 1                                   |            |      |
| 5        | 3111A6 | Chamber, Float.....               | 0.4    | 5        | 16015-KB7-901  | Chamber Set, Float.....         | 1                                   |            |      |
| 7        | 3111F6 | Arm Set, Throttle Valve Link..... | 0.8    |          |                |                                 |                                     |            |      |
| 8        | 3111F4 | Pump Set, Accelerator.....        | 0.5    | 6        | 16016-393-701  | Screw Set.....                  | 1                                   |            |      |
| 10       | 3111M6 | Link Set, Throttle.....           | 0.8    | 7        | 16018-428-671  | Arm Set, Link.....              | 1                                   |            |      |
| 11       | 3111B8 | Valve, Air Cut.....               | 0.3    | 8        | 16021-KBB-951  | Diaphragm Set, Pump.....        | 1                                   |            |      |
| 13       | 3111B5 | Carburetor Assembly.....          | 0.7    | 9        | 16028-KBB-951  | Screw Set B.....                | 1                                   |            |      |
| 14       | 3111A8 | Valve, Throttle.....              | 0.7    | 10       | 16032-KBB-900  | Link Set.....                   | 1                                   |            |      |
| 29       |        | (17, 30)                          |        |          |                |                                 |                                     |            |      |
|          | 3111D4 | Jet, Main.....                    | 0.6    | 11       | 16048-KB7-901  | Valve Set, Air Cut.....         | 1                                   |            |      |
|          |        |                                   |        | 12       | 16075-GHB-640  | O-ring, 1.3x4.3.....            | 1                                   |            |      |
|          |        |                                   |        | 13       | 16100-KBB-981  | Carburetor Assy. (PD9AE A)..... | 1                                   |            |      |
|          |        |                                   |        | 14       | 16111-KBB-951  | Valve, Throttle.....            | 1                                   |            |      |
|          |        |                                   |        | 15       | 16155-397-971  | Valve Comp., Float.....         | 1                                   |            |      |
|          |        |                                   |        | 16       | 16163-KCS-920  | Gasket, Float Chamber.....      | 1                                   |            |      |
|          |        |                                   |        | 17       | 16165-KBB-951  | Holder, Needle Jet.....         | 1                                   |            |      |
|          |        |                                   |        | 18       | 16168-382-014  | Holder, Jet.....                | 1                                   |            |      |
|          |        |                                   |        | 19       | 16198-KBB-900  | Tube.....                       | 1                                   |            |      |
|          |        |                                   |        | 20       | 93600-05010-1H | Screw, Flat, 5x10.....          | 1                                   |            |      |
|          |        |                                   |        | 21       | 93892-03008-18 | Screw-washer, 3x8.....          | 2                                   |            |      |
|          |        |                                   |        | 22       | 93892-04008-18 | Screw-washer, 4x8.....          | 1                                   |            |      |
|          |        |                                   |        | 23       | 93892-04012-18 | Screw-washer, 4x12.....         | 2                                   |            |      |
|          |        |                                   |        | 24       | 93892-04014-18 | Screw-washer, 4x14.....         | 5                                   |            |      |
|          |        |                                   |        | 25       | 93892-04016-18 | Screw-washer, 4x16.....         | 3                                   |            |      |



# ENGINE GROUP

## E-15 Carburetor

2



KBB7E1500

| Ref. No. | L.O.N. | Service Item | F.R.T. | Ref. No. | Part No.       | Description                          | Reqd. Qty<br>XL200E/F/G | Serial No. | Note  |
|----------|--------|--------------|--------|----------|----------------|--------------------------------------|-------------------------|------------|-------|
|          |        |              |        | 26       | 93892-05010-18 | Screw-washer, 5x10 .....             | 1                       | .....      | ..... |
|          |        |              |        | 27       | 95002-02659    | Clip, Tube (B6.5) .....              | 2                       | .....      | ..... |
|          |        |              |        | 28       | 95005-35360-50 | Tube, 3.5x360 (95005-35001-50M)..... | 1                       | .....      | ..... |
|          |        |              |        | 29       | 99101-393-1150 | Jet, Main, #115 .....                | 1                       | .....      | ..... |
|          |        |              |        | 30       | 99103-440-0420 | Jet, Slow, #42.....                  | 1                       | .....      | ..... |

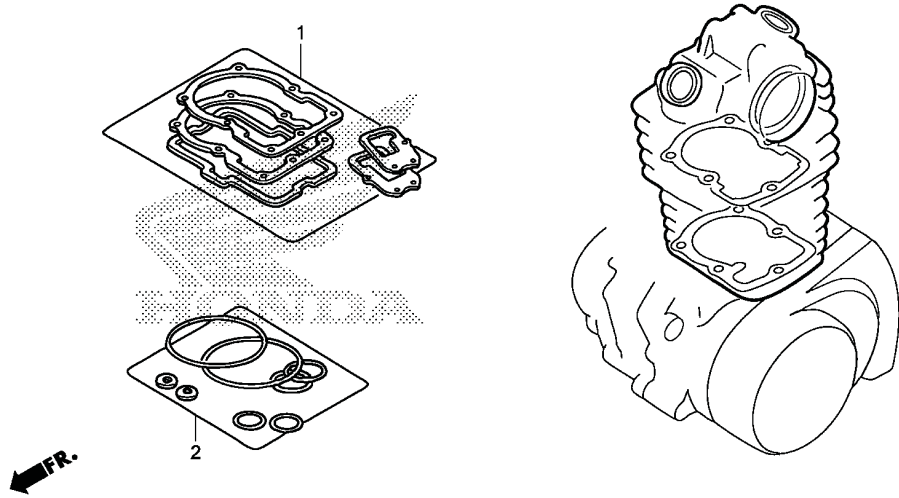




# ENGINE GROUP

## EOP-1

### Gasket Kit A



KBB7X0100

2

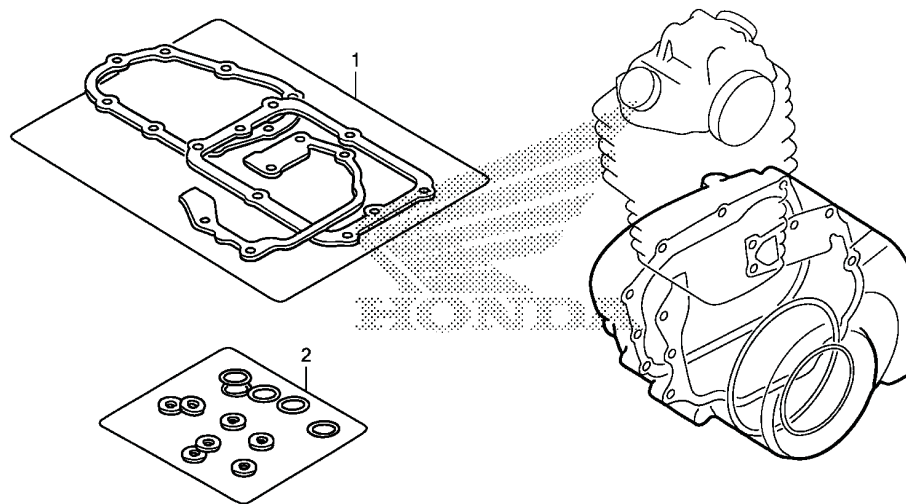
| Ref. No.            | L.O.N. | Service Item | F.R.T. | Ref. No. | Part No.      | Description                       | Reqd. Qty<br>XL200E/F/G | Serial No. | Note |
|---------------------|--------|--------------|--------|----------|---------------|-----------------------------------|-------------------------|------------|------|
| No Information..... |        |              | -      | 1        | 06113-KBB-982 | Gasket Sheet Kit A .....          | 1                       |            |      |
|                     |        |              |        |          | 12191-KCN-010 | Gasket, Cylinder .....            | 1                       |            |      |
|                     |        |              |        |          | 12251-KBB-901 | Gasket, Cylinder Head.....        | 1                       |            |      |
|                     |        |              |        |          | 12339-KT0-711 | Gasket, Pulse Generator Base..... | 1                       |            |      |
|                     |        |              |        |          | 14523-KBB-901 | Gasket, Tensioner Lifter.....     | 1                       |            |      |
|                     |        |              |        |          | 18291-MN5-650 | Gasket, Ex. Pipe.....             | 1                       |            |      |
|                     |        |              |        |          | 18392-HA7-710 | Packing, Ex. ....                 | 1                       |            |      |
|                     |        |              |        | 2        | 06114-KBB-980 | Washer O-ring Kit A.....          | 1                       |            |      |
|                     |        |              |        |          | 90442-KPS-900 | Washer, Sealing, 8mm.....         | 4                       |            |      |
|                     |        |              |        |          | 90488-425-000 | Washer, Sealing, 6mm.....         | 2                       |            |      |
|                     |        |              |        |          | 91301-107-000 | O-ring, 75x2.5.....               | 1                       |            |      |
|                     |        |              |        |          | 91303-KPS-730 | O-ring, 35x3 .....                | 2                       |            |      |
|                     |        |              |        |          | 91304-KRM-840 | O-ring, 33.5x3.0 .....            | 1                       |            |      |
|                     |        |              |        |          | 91306-KRM-840 | O-ring, 1.5x9.5.....              | 1                       |            |      |



# ENGINE GROUP

## EOP-2

### Gasket Kit B



KBB7X0200

2

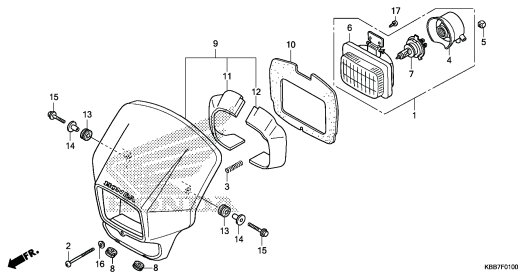
| Ref. No.            | L.O.N. | Service Item | F.R.T. | Ref. No. | Part No.      | Description                      | Reqd. Qty<br>XL200E/F/G | Serial No. | Note |
|---------------------|--------|--------------|--------|----------|---------------|----------------------------------|-------------------------|------------|------|
| No Information..... |        |              | -      | 1        | 06115-KBB-982 | Gasket Sheet Kit B.....          | 1                       |            |      |
|                     |        |              |        |          | 11191-KBB-871 | Gasket, Crankcase.....           | 1                       |            |      |
|                     |        |              |        |          | 11393-KBB-871 | Gasket, R. Crankcase Cover ..... | 1                       |            |      |
|                     |        |              |        |          | 11395-KCN-010 | Gasket, L. Cover .....           | 1                       |            |      |
|                     |        |              |        |          | 15126-107-020 | Gasket, Oil Pump.....            | 1                       |            |      |
|                     |        |              |        |          | 15459-KWK-900 | Gasket, Oil Filter Cap .....     | 1                       |            |      |
|                     |        |              |        | 2        | 06116-KBB-980 | Washer O-ring Kit B.....         | 1                       |            |      |
|                     |        |              |        |          | 91302-KPS-730 | O-ring, 27.4x2.4.....            | 1                       |            |      |
|                     |        |              |        |          | 91303-KPS-730 | O-ring, 35x3 .....               | 1                       |            |      |
|                     |        |              |        |          | 91303-KRM-840 | O-ring, 13.8x2.5 .....           | 1                       |            |      |
|                     |        |              |        |          | 91304-KGA-940 | O-ring, 63x3 .....               | 1                       |            |      |
|                     |        |              |        |          | 91304-KPS-900 | O-ring, 9.4x2.4.....             | 2                       |            |      |
|                     |        |              |        |          | 91307-KRM-840 | O-ring, 18x3 .....               | 1                       |            |      |
|                     |        |              |        |          | 91309-425-003 | O-ring, 24.4x3.1 (ARAI).....     | 1                       |            |      |
|                     |        |              |        |          | 91312-107-000 | O-ring, 7x1.7 .....              | 1                       |            |      |



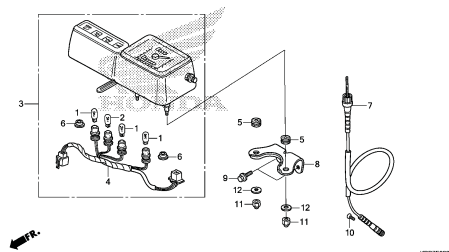
# FRAME GROUP

• Ref. No. on the index illustration may be different from that in the text.

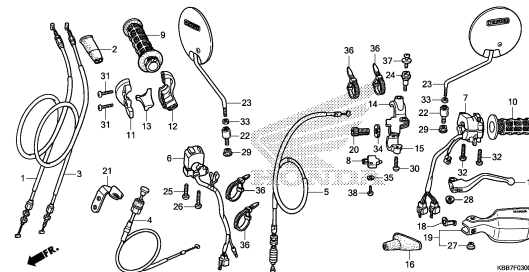
### F-1 Headlight



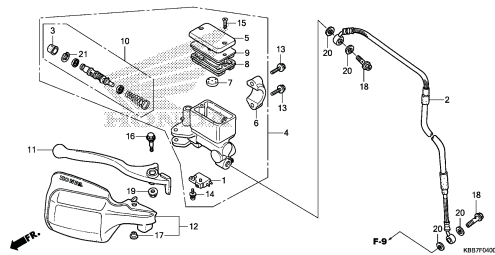
### F-2 Meter



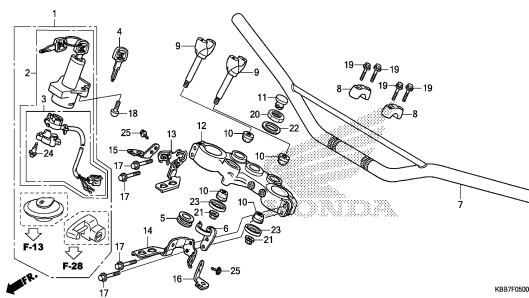
### F-3 Switch/Cable/Mirror



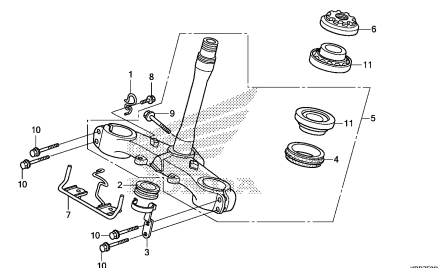
### F-4 Fr. Brake Master Cylinder



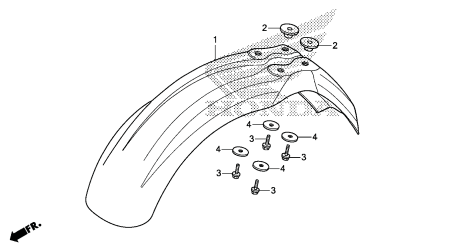
### F-5 Handle Pipe/Top Bridge



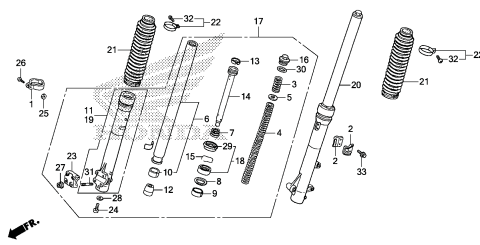
### F-6 Steering Stem



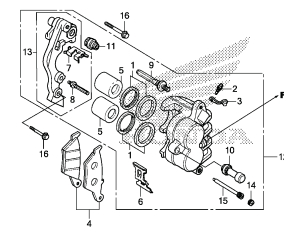
### F-7 Front Fender



### F-8 Front Fork



### F-9 Front Brake Caliper

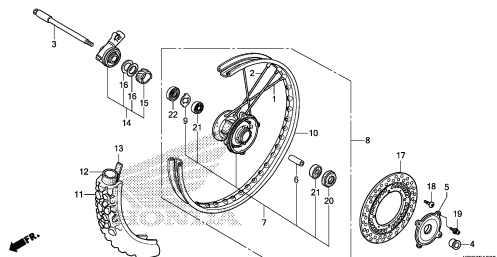




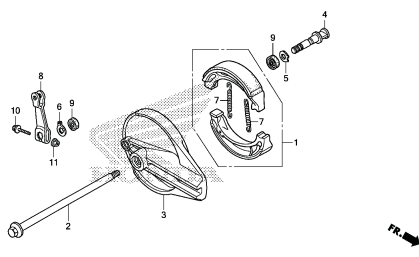
# FRAME GROUP

• Ref. No. on the index illustration may be different from that in the text.

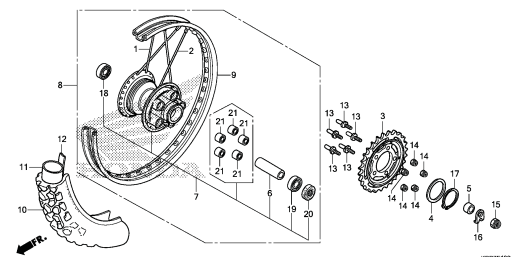
### F-10 Front Wheel



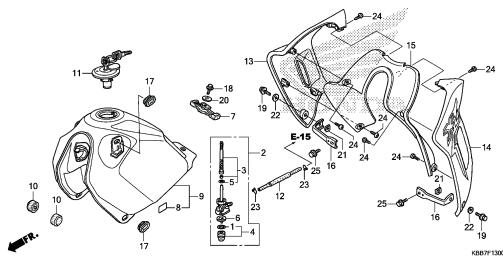
### F-11 Rear Brake Panel



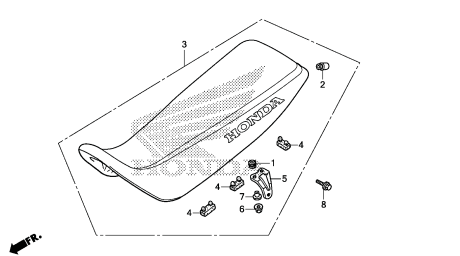
### F-12 Rear Wheel



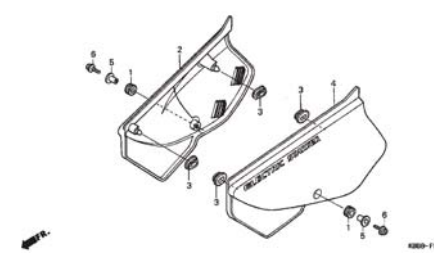
### F-13 Fuel Tank



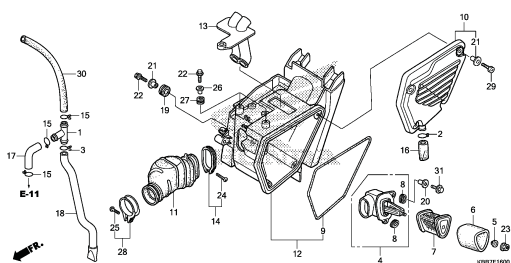
### F-14 Seat



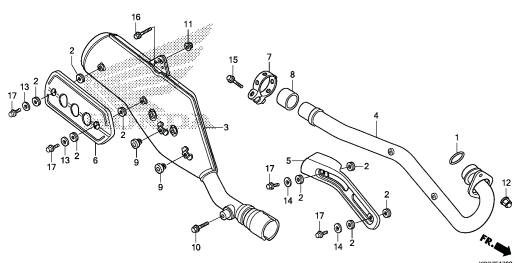
### F-15 Side Cover



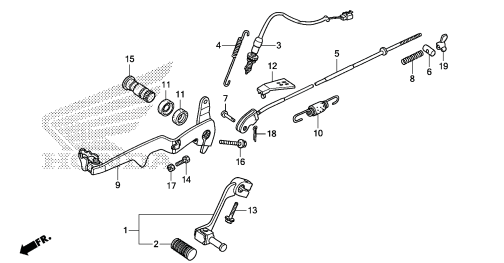
### F-16 Air Cleaner



### F-17 Exhaust Muffler



### F-18 Pedal

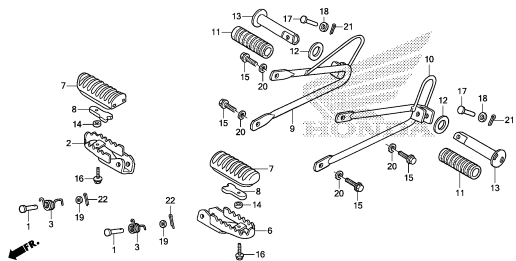




# FRAME GROUP

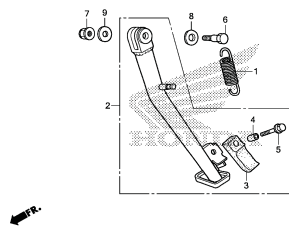
• Ref. No. on the index illustration may be different from that in the text.

### F-19 Step



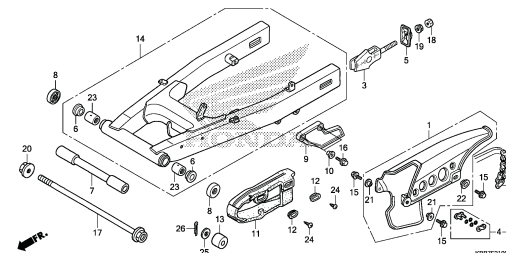
KBB191900

### F-20 Side Stand



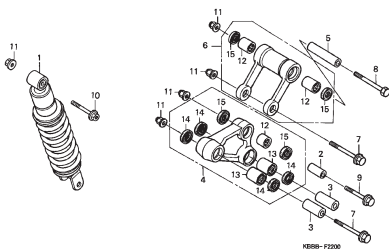
KBB192000

### F-21 Swingarm/Chain Case



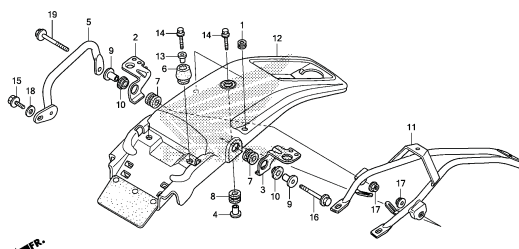
KBB192100

### F-22 Rear Cushion



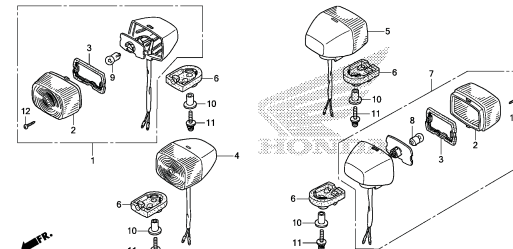
KBB192200

### F-23 Rear Fender



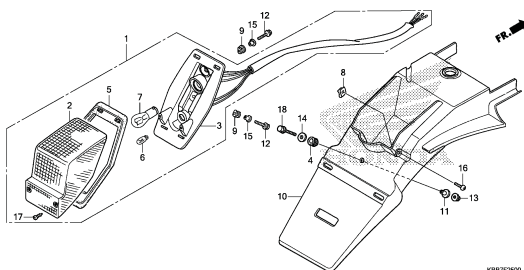
KBB192300

### F-24 Winker



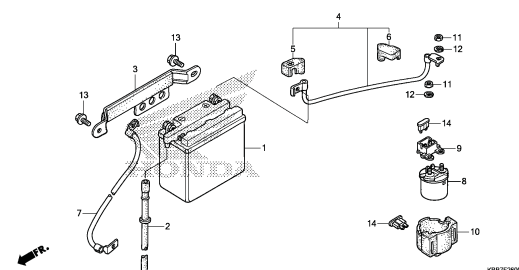
KBB192400

### F-25 Taillight



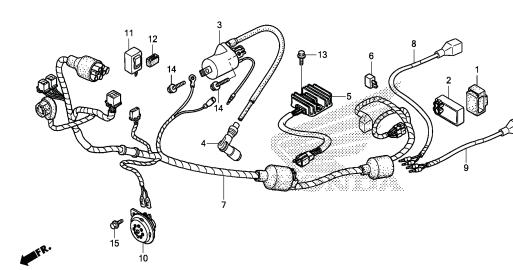
KBB192500

### F-26 Battery



KBB192600

### F-27 Wire Harness



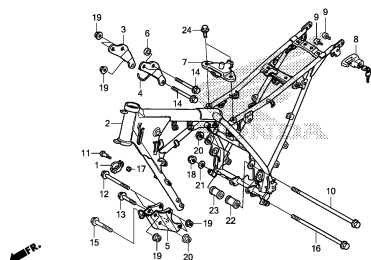
KBB192700



# FRAME GROUP

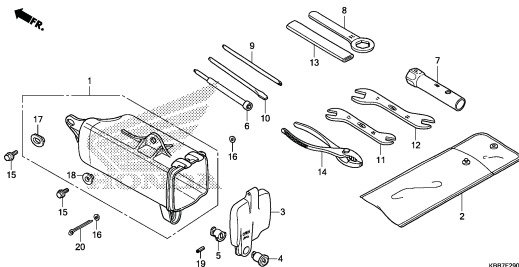
• Ref. No. on the index illustration may be different from that in the text.

### F-28 Frame Body



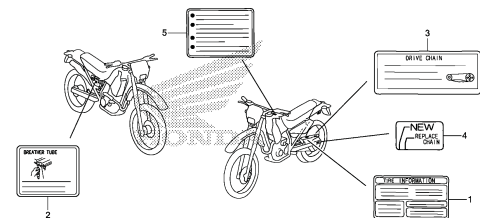
KB87F2800

### F-29 Tool



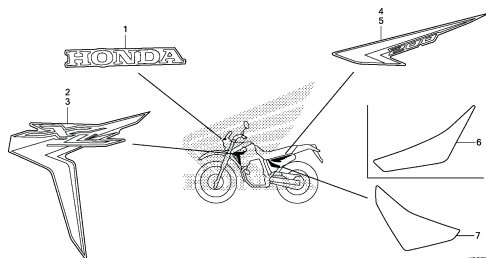
KB87F2900

### F-30 Caution Label



KB87F3000

### F-31 Mark



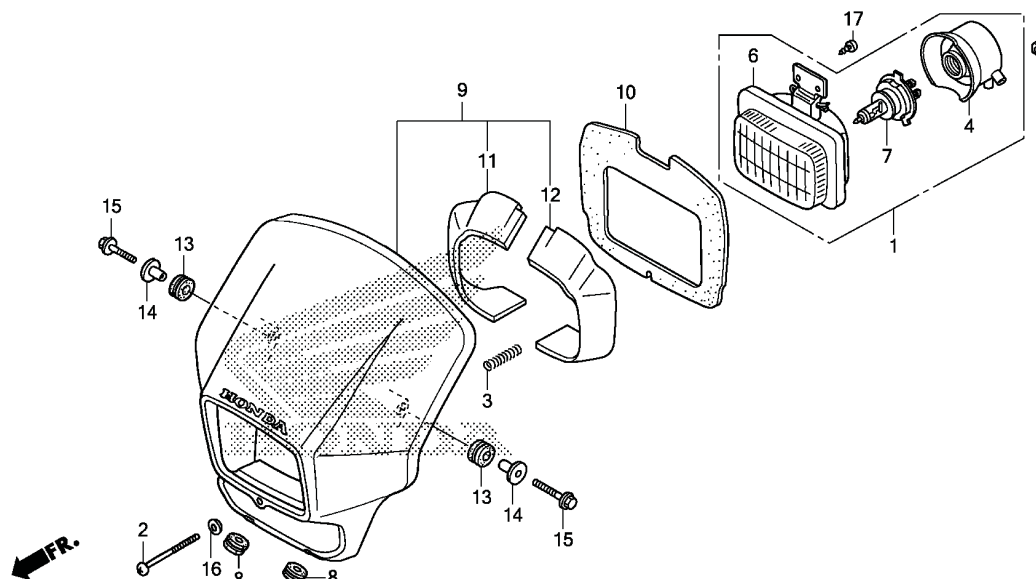
KB87F3100



# FRAME GROUP

## F-1

### Headlight



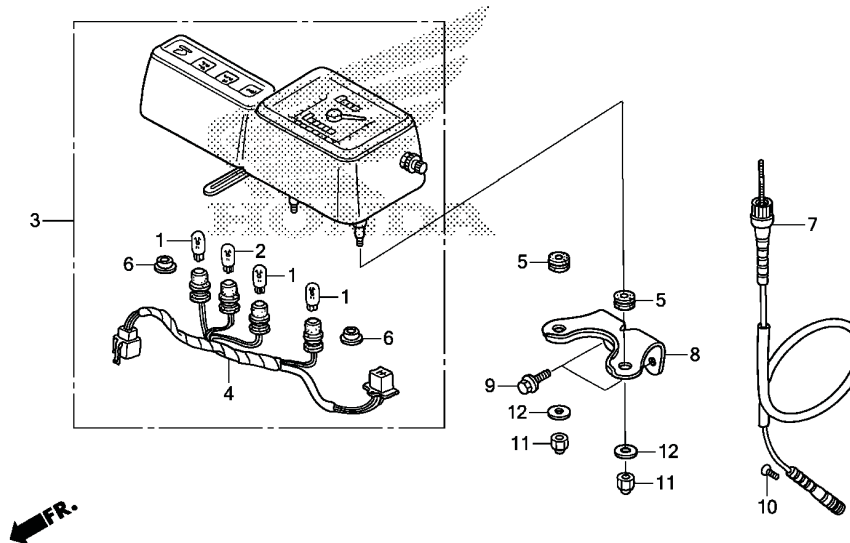
KBB7F0100

| Ref. No. | L.O.N. | Service Item            | F.R.T. | Ref. No. | Part No.        | Description                        | Reqd. Qty<br>XL200 <sub>E/F/G</sub> | Serial No. | Note |
|----------|--------|-------------------------|--------|----------|-----------------|------------------------------------|-------------------------------------|------------|------|
| 1        | 616115 | Headlight Assembly..... | 0.2    | 1        | 33100-KBB-901   | Headlight Assy. (12V 35/35W).....  | 1                                   |            |      |
| 6        | 6161A7 | Headlight Unit .....    | 0.2    | 2        | 33103-KBB-900   | Screw, Beam Adjusting.....         | 1                                   |            |      |
| 7        |        | (4)                     |        | 3        | 33107-KBB-900   | Spring, Beam Adjusting.....        | 1                                   |            |      |
|          | 616118 | Bulb, Headlight .....   | 0.1    | 4        | 33112-KBB-901   | Cover, Rubber .....                | 1                                   |            |      |
| 9        | 4111L3 | Cowl, Front Center..... | 0.2    | 5        | 33117-KA2-003   | Nut, Beam Adjusting (Stanley)..... | 1                                   |            |      |
|          |        |                         |        | 6        | 33120-KBB-901   | Headlight Unit .....               | 1                                   |            |      |
|          |        |                         |        | 7        | 34901-KWS-601   | Bulb, Headlight (12V 35/35W).....  | 1                                   |            |      |
|          |        |                         |        | 8        | 50142-437-970   | Grommet, Side Cover.....           | 2                                   |            |      |
|          |        |                         |        | 9        | 61300-KBB-D40ZA | Visor Set, Fr. (WL)<br>*Type1*     | 1                                   |            |      |
|          |        |                         |        | 10       | 61302-KBB-900   | Rubber, Headlight Seal .....       | 1                                   |            |      |
|          |        |                         |        | 11       | 61303-KBB-900   | Shield, R. Headlight.....          | 1                                   |            |      |
|          |        |                         |        | 12       | 61304-KBB-900   | Shield, L. Headlight .....         | 1                                   |            |      |
|          |        |                         |        | 13       | 80101-165-000   | Rubber, Rr. Fender Cushion .....   | 2                                   |            |      |
|          |        |                         |        | 14       | 90001-961-670   | Collar, Side Mounting.....         | 2                                   |            |      |
|          |        |                         |        | 15       | 90040-GHR-670   | Bolt, Flange, 6x18.....            | 2                                   |            |      |
|          |        |                         |        | 16       | 90286-147-670   | Washer, Beam Adjusting.....        | 1                                   |            |      |
|          |        |                         |        | 17       | 93901-34210     | Screw, Tapping, 4x10 .....         | 2                                   |            |      |



# FRAME GROUP

## F-2 Meter



KBB7F0200

3

| Ref. No. | L.O.N. | Service Item                  | F.R.T. | Ref. No. | Part No.       | Description  | Reqd. Qty<br>XL200E/F/G | Serial No. | Note  |
|----------|--------|-------------------------------|--------|----------|----------------|--|-------------------------|------------|-------|
| 3        | 8121A1 | Meter Assy., Combination..... | 0.3    | 1        | 34908-GA7-701  | Bulb, Wedge Base (T10) (12V/3.4W)<br>(Nippon Seiki)..... | 3                       | .....      | ..... |
| 4        | 6161G4 | Socket Assy., Meter Bulb..... | 0.3    | 2        | 34908-MB9-871  | Bulb, Wedge Base (T10) (12V/1.7W)<br>(Stanley).....      | 1                       | .....      | ..... |
| 7        | 811160 | Cable, Speedometer.....       | 0.2    | 3        | 37200-KBB-901  | Speedometer Assy. (Kph).....                             | 1                       | .....      | ..... |
| 8        | 8121A4 | Bracket, Meter.....           | 0.2    | 4        | 37223-KBB-901  | Socket Comp. ....  | 1                       | .....      | ..... |
|          |        |                               |        | 5        | 37243-MG2-000  | Rubber, Speedometer Mounting.....                        | 2                       | .....      | ..... |
|          |        |                               |        | 6        | 37618-MB2-008  | Cap, Speed Alarm Cord.....                               | 2                       | .....      | ..... |
|          |        |                               |        | 7        | 44830-KW8-900  | Cable Assy., Speedometer.....                            | 1                       | .....      | ..... |
|          |        |                               |        | 8        | 61317-KBB-900  | Stay, Speedometer.....                                   | 1                       | .....      | ..... |
|          |        |                               |        | 9        | 90032-GHR-660  | Bolt, Flange, 6x16.....                                  | 2                       | .....      | ..... |
|          |        |                               |        | 10       | 90102-KPE-B40  | Screw, Oval, 5x18.....                                   | 1                       | .....      | ..... |
|          |        |                               |        | 11       | 94021-06000-05 | Nut, Cap, 6mm.....                                       | 2                       | .....      | ..... |
|          |        |                               |        | 12       | 90233-GHR-630  | Washer, Plain, 6mm.....                                  | 2                       | .....      | ..... |

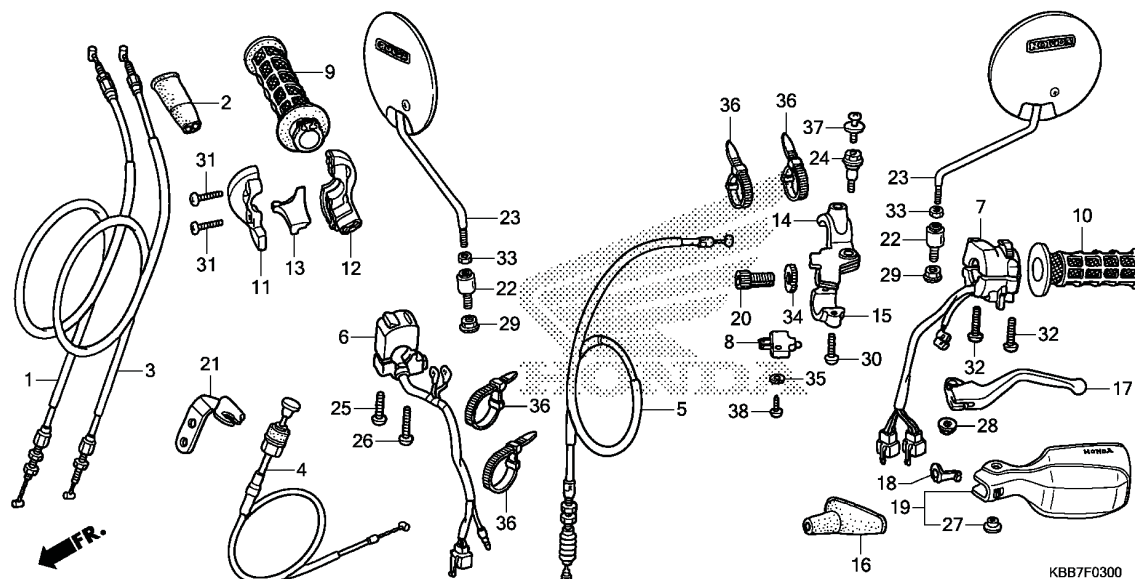




# FRAME GROUP

## F-3

### Switch/Cable/Mirror



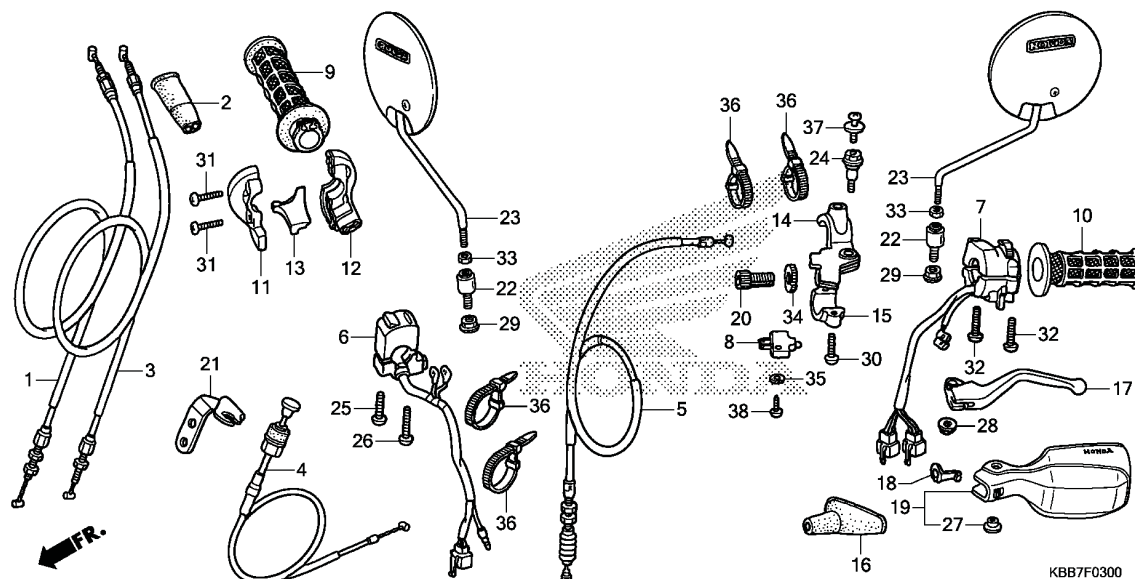
| Ref. No. | L.O.N. | Service Item                     | F.R.T. | Ref. No. | Part No.        | Description                     | Reqd. Qty<br>XL200E/F/G | Serial No. | Note |
|----------|--------|----------------------------------|--------|----------|-----------------|---------------------------------|-------------------------|------------|------|
| 1        | (3)    |                                  |        | 1        | 17910-KBB-900   | Cable Comp. A, Throttle.....    | 1                       |            |      |
|          | 811100 | Cable, Throttle.....             | 0.5    | 2        | 17913-KB7-000   | Cover, Throttle Cable.....      | 1                       |            |      |
|          |        | • Note: Same time for two units  |        | 3        | 17920-KBB-900   | Cable Comp. B, Throttle .....   | 1                       |            |      |
| 4        | 811120 | Cable, Choke .....               | 0.3    | 4        | 17950-KBB-900   | Cable Comp., Choke .....        | 1                       |            |      |
| 5        | 811115 | Cable, Clutch.....               | 0.2    | 5        | 22870-KBB-900   | Cable Comp., Clutch .....       | 1                       |            |      |
| 6        | 615120 | Switch, Starter Kill .....       | 0.3    |          |                 |                                 |                         |            |      |
| 7        | 615118 | Switch, Winker.....              | 0.5    | 6        | 35130-KBB-900   | Switch Assy., Starter Kill..... | 1                       |            |      |
| 8        | 6151A9 | Switch, Clutch.....              | 0.1    | 7        | 35200-KBB-900   | Switch Assy., Winker .....      | 1                       |            |      |
| 9        | 810150 | Grip, Throttle.....              | 0.3    | 8        | 35330-MK5-003   | Switch Assy., Clutch .....      | 1                       |            |      |
| 10       | 8101C0 | Grip, Handle: Left .....         | 0.1    | 9        | 53140-MK5-020   | Grip Assy., Throttle .....      | 1                       |            |      |
| 12       | 810155 | Housing, Throttle .....          | 0.2    | 10       | 53166-MK5-010   | Grip, L. Handle.....            | 1                       |            |      |
| 14       | 8101C8 | Bracket, Handle Lever: Left..... | 0.2    |          |                 |                                 |                         |            |      |
| 17       | 8101C6 | Lever, Handle: Left.....         | 0.1    | 11       | 53167-KPS-900   | Housing, Upper Throttle .....   | 1                       |            |      |
|          | 8101F5 | Lever, Handle: Both .....        | 0.2    | 12       | 53168-KAS-900   | Housing, Lower Throttle .....   | 1                       |            |      |
|          |        |                                  |        | 13       | 53169-KB7-000   | Slider, Throttle Cable.....     | 1                       |            |      |
|          |        |                                  |        | 14       | 53172-KRH-D20   | Bracket, L. Handle Lever .....  | 1                       |            |      |
|          |        |                                  |        | 15       | 53174-KRH-D20   | Holder, L. Lever Bracket.....   | 1                       |            |      |
|          |        |                                  |        | 16       | 53177-KW8-900   | Cover, L. Handle Lever .....    | 1                       |            |      |
|          |        |                                  |        | 17       | 53178-MG7-003   | Lever, L. Steering Handle ..... | 1                       |            |      |
|          |        |                                  |        | 18       | 53181-KN5-670   | Plate, Guard Setting.....       | 1                       |            |      |
|          |        |                                  |        | 19       | 53185-KBB-980ZA | Guard, L. Knuckle               |                         |            |      |
|          |        |                                  |        |          | *NH196*         | ..... Ross White                | 1                       |            |      |
|          |        |                                  |        | 20       | 53192-KRM-860   | Bolt, Wire Adjusting .....      | 1                       |            |      |



# FRAME GROUP

## F-3

### Switch/Cable/Mirror

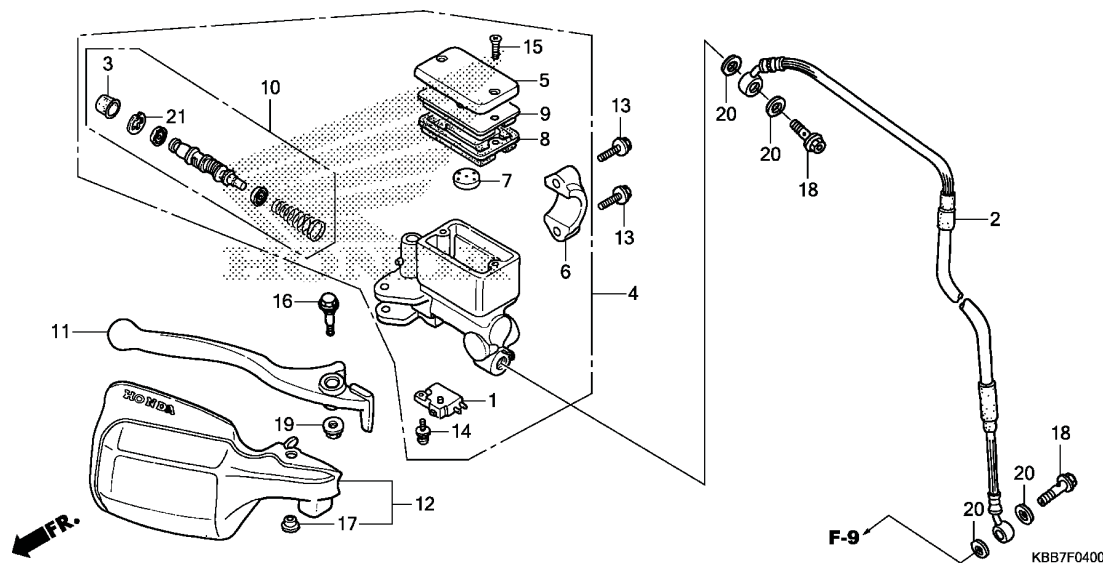


| Ref. No. | L.O.N. | Service Item | F.R.T. | Ref. No. | Part No.       | Description                        | Reqd. Qty<br>XL200 <sub>E/F/G</sub> | Serial No. | Note |
|----------|--------|--------------|--------|----------|----------------|------------------------------------|-------------------------------------|------------|------|
|          |        |              |        | 21       | 61311-KBB-900  | Stay, Choke .....                  | 1                                   |            |      |
|          |        |              |        | 22       | 88113-KBA-900  | Stay, Mirror Mounting .....        | 2                                   |            |      |
|          |        |              |        | 23       | 88210-KBB-900  | Mirror Comp. ....                  | 2                                   |            |      |
|          |        |              |        | 24       | 90113-KW8-900  | Bolt, Handle Lever Pivot .....     | 1                                   |            |      |
|          |        |              |        | 25       | 90120-KPS-900  | Screw, Pan, 4x32 .....             | 1                                   |            |      |
|          |        |              |        | 26       | 90121-KPS-900  | Screw, Pan, 4x45 .....             | 1                                   |            |      |
|          |        |              |        | 27       | 90127-KF0-770  | Collar, 6x4 .....                  | 1                                   |            |      |
|          |        |              |        | 28       | 90208-GHR-630  | Nut, Flange, 6mm .....             | 1                                   |            |      |
|          |        |              |        | 29       | 90208-GHR-E50  | Nut, Flange, 10mm .....            | 2                                   |            |      |
|          |        |              |        | 30       | 90227-GHR-D60  | Screw, Pan, 5x16 .....             | 2                                   |            |      |
|          |        |              |        | 31       | 90227-GHR-D70  | Screw, Pan, 5x18 .....             | 2                                   |            |      |
|          |        |              |        | 32       | 90227-GHR-D80  | Screw, Pan, 5x20 .....             | 2                                   |            |      |
|          |        |              |        | 33       | 90301-KBA-900  | Nut, Lock (Left Hand Thread) ..... | 2                                   |            |      |
|          |        |              |        | 34       | 90322-KRM-860  | Nut, Fixing .....                  | 1                                   |            |      |
|          |        |              |        | 35       | 90501-KPE-B40  | Washer, Spring, 3mm .....          | 1                                   |            |      |
|          |        |              |        | 36       | 90650-KW3-000  | Band, Wire .....                   | 4                                   |            |      |
|          |        |              |        | 37       | 93894-05010-17 | Screw-washer, 5x10 .....           | 1                                   |            |      |
|          |        |              |        | 38       | 93901-32320    | Screw, Tapping, 3x12 .....         | 1                                   |            |      |

# FRAME GROUP

## F-4

### Fr. Brake Master Cylinder



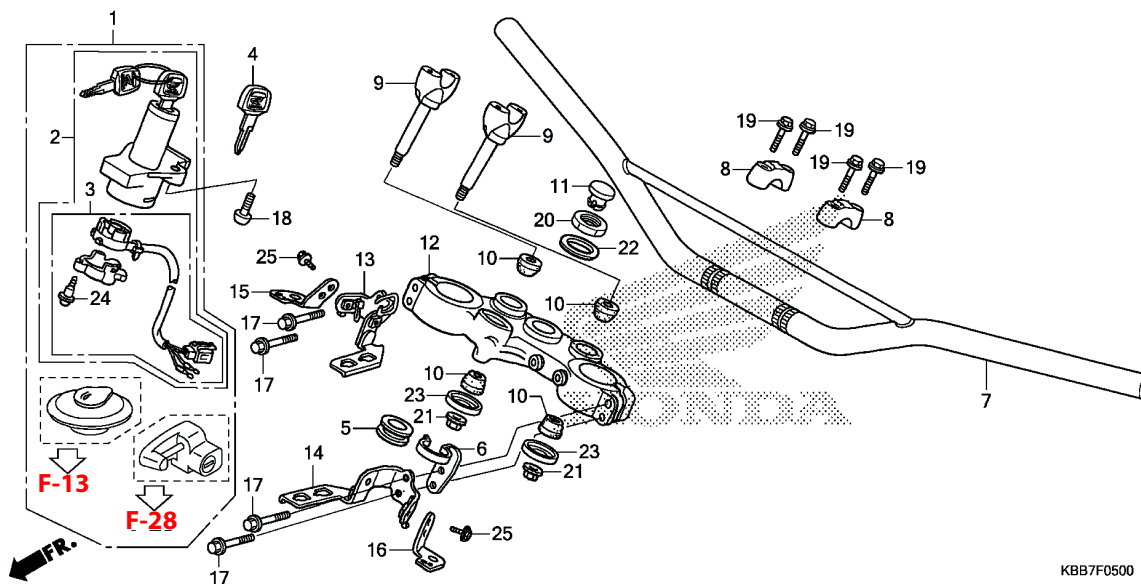
| Ref. No. | L.O.N. | Service Item                                    | F.R.T. | Ref. No. | Part No.        | Description                          | Reqd. Qty<br>XL200 <sub>E/F/G</sub> | Serial No. | Note       |
|----------|--------|---|--------|----------|-----------------|--------------------------------------|-------------------------------------|------------|------------|
| 1        | 6151B2 | Switch, Front Stop .....                        | 0.1    | 1        | 35340-MA5-671   | Switch Assy., Fr. Stop .....         | 1                                   |            |            |
| 2        | 7121A0 | Hose, Front Brake .....                         | 0.4    | 2        | 45125-KBB-981   | Hose Comp., Fr. Brake .....          | 1                                   |            |            |
|          |        | • Includes: Bleed brakes                        |        | 3        | 45504-410-003   | Boot Comp. ....                      | 1                                   |            |            |
| 4        | 712105 | Cylinder, Front Brake Master .....              | 0.4    | 4        | 45510-KBB-981   | Cylinder Sub Assy., Fr. Master ..... | 1                                   |            |            |
|          |        | • Includes: Bleed brakes                        |        | 5        | 45513-KV2-901   | Cap, Master Cylinder .....           | 1                                   |            |            |
| 8        | 7121G6 | Diaphragm, Front Brake Master<br>Cylinder ..... | 0.1    | 6        | 45517-166-006   | Holder, Master Cylinder .....        | 1                                   |            |            |
| 10       | 7121G9 | Piston Set, Front Brake Master .....            | 0.4    | 7        | 45518-MG3-016   | Separator Comp. ....                 | 1                                   |            |            |
|          |        | • Includes: Bleed brakes                        |        | 8        | 45520-MG7-006   | Diaphragm .....                      | 1                                   |            |            |
| 11       | 8101C7 | Lever, Handle: Right .....                      | 0.1    | 9        | 45521-HA2-006   | Plate, Diaphragm .....               | 1                                   |            |            |
|          | 8101F5 | Lever, Handle: Both .....                       | 0.2    | 10       | 45530-KWT-901   | Cylinder Set, Master .....           | 1                                   |            |            |
|          |        |   |        | 11       | 53175-KV2-900   | Lever, R. Steering Handle .....      | 1                                   |            |            |
|          |        |   |        | 12       | 53180-KBB-980ZA | Guard, R. Knuckle<br>*NH196 .....    | 1                                   |            | Ross White |
|          |        |   |        | 13       | 90040-GHR-E90   | Bolt, Flange, 6x22 .....             | 2                                   |            |            |
|          |        |   |        | 14       | 90101-KRM-R80   | Screw-washer, 4x12 .....             | 1                                   |            |            |
|          |        |   |        | 15       | 90104-KRM-R80   | Screw, Flat, 4x12 .....              | 2                                   |            |            |
|          |        |   |        | 16       | 90113-KF0-770   | Bolt, Handle Lever Pivot .....       | 1                                   |            |            |
|          |        |   |        | 17       | 90127-KF0-770   | Collar, 6x4 .....                    | 1                                   |            |            |
|          |        |   |        | 18       | 90145-MS9-612   | Bolt, Oil, 10x22 .....               | 2                                   |            |            |
|          |        |   |        | 19       | 90208-GHR-630   | Nut, Flange, 6mm .....               | 1                                   |            |            |
|          |        |   |        | 20       | 90545-300-000   | Washer, Oil Bolt .....               | 4                                   |            |            |
|          |        |   |        | 21       | 90651-MA5-671   | Circlip .....                        | 1                                   |            |            |



# FRAME GROUP

## F-5

### Handle Pipe/Top Bridge



KBB7F0500

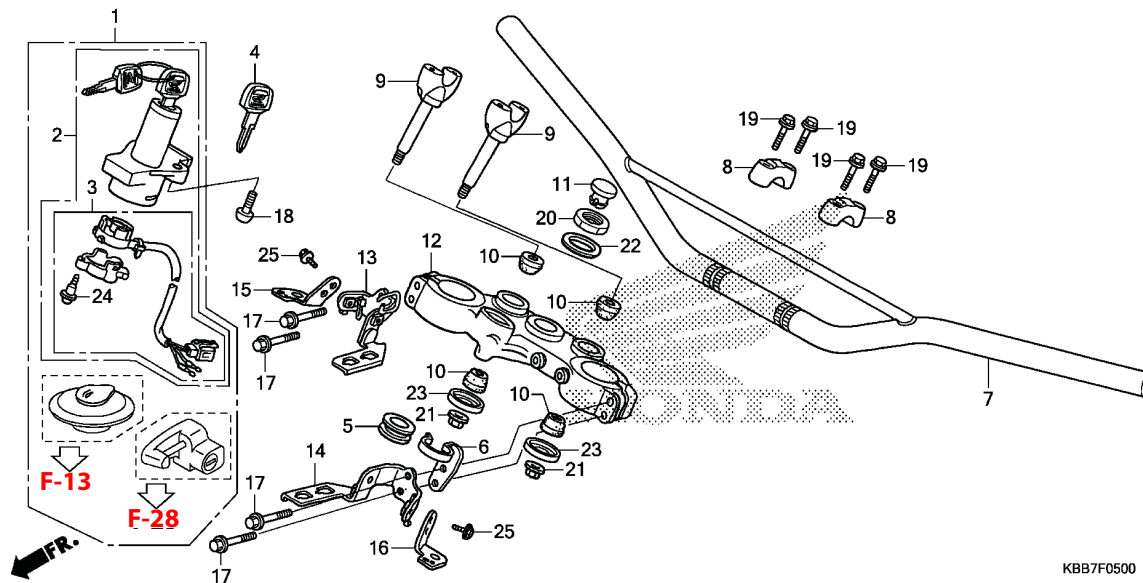
| Ref. No. | L.O.N. | Service Item                    | F.R.T. | Ref. No. | Part No.        | Description                                 | Reqd. Qty<br>XL200E/F/G | Serial No. | Note                     |
|----------|--------|---------------------------------|--------|----------|-----------------|---|-------------------------|------------|--------------------------|
| 1        | 6151A1 | Key Set.....                    | 0.7    | 1        | 35010-KBB-903   | Key Set .....                               | 1                       |            |                          |
| 2        | 615145 | Switch, Combination & Lock..... | 0.5    | 2        | 35100-KBB-903   | Switch Assy., Combination & Lock.....       | 1                       |            |                          |
| 3        | 6151C2 | Base, Contact .....             | 0.5    | 3        | 35101-KBB-901   | Base Comp., Contact.....                    | 1                       |            |                          |
| 7        | 810100 | Pipe, Steering Handle .....     | 0.4    | 4        | 35121-KW8-920   | Key, Blank (Type 1) (Key No. AXX/BXX) ..... | (1)                     |            |                          |
| 9        | 8101B9 | Holder, Handle: Lower.....      | 0.2    |          | 35122-KW8-920   | Key, Blank (Type 2) (Key No. CXX/DXX).....  | (1)                     |            |                          |
| 12       | 510110 | Bridge, Fork Top .....          | 0.5    | 5        | 45466-KA4-000   | Inner, Cable Guide.....                     | 1                       |            |                          |
|          |        |                                 |        | 6        | 45468-KBB-900   | Guide, Brake Hose Bottom .....              | 1                       |            |                          |
|          |        |                                 |        | 7        | 53100-KBB-900   | Pipe, Steering Handle.....                  | 1                       |            |                          |
|          |        |                                 |        | 8        | 53131-KBB-950ZA | Holder, Upper<br>*NH146M* .....             | 2                       |            | Accurate Silver Metallic |
|          |        |                                 |        | 9        | 53132-KBB-950   | Holder, Handle Under .....                  | 2                       |            |                          |
|          |        |                                 |        | 10       | 53133-237-680   | Rubber, Handle Cushion .....                | 4                       |            |                          |
|          |        |                                 |        | 11       | 53208-KCH-900   | Cap, Steering Stem.....                     | 1                       |            |                          |
|          |        |                                 |        | 12       | 53230-KBB-950   | Bridge, Fork Top .....                      | 1                       |            |                          |
|          |        |                                 |        | 13       | 61313-KBB-900   | Stay, R. Headlight Case .....               | 1                       |            |                          |
|          |        |                                 |        | 14       | 61314-KBB-900   | Stay, L. Headlight Case.....                | 1                       |            |                          |
|          |        |                                 |        | 15       | 61315-KBB-900   | Stay, R. Fr. Winker.....                    | 1                       |            |                          |
|          |        |                                 |        | 16       | 61316-KBB-900   | Stay, L. Fr. Winker.....                    | 1                       |            |                          |
|          |        |                                 |        | 17       | 90103-KB7-000   | Bolt, Flange, 8x45.....                     | 4                       |            |                          |
|          |        |                                 |        | 18       | 90107-MBG-000   | Bolt, One-way, 8mm .....                    | 2                       |            |                          |
|          |        |                                 |        | 19       | 90111-362-000   | Bolt, Flange, 8x36.....                     | 4                       |            |                          |
|          |        |                                 |        | 20       | 90304-425-000   | Nut, Steering Stem .....                    | 1                       |            |                          |



# FRAME GROUP

## F-5

### Handle Pipe/Top Bridge



KBB7F0500

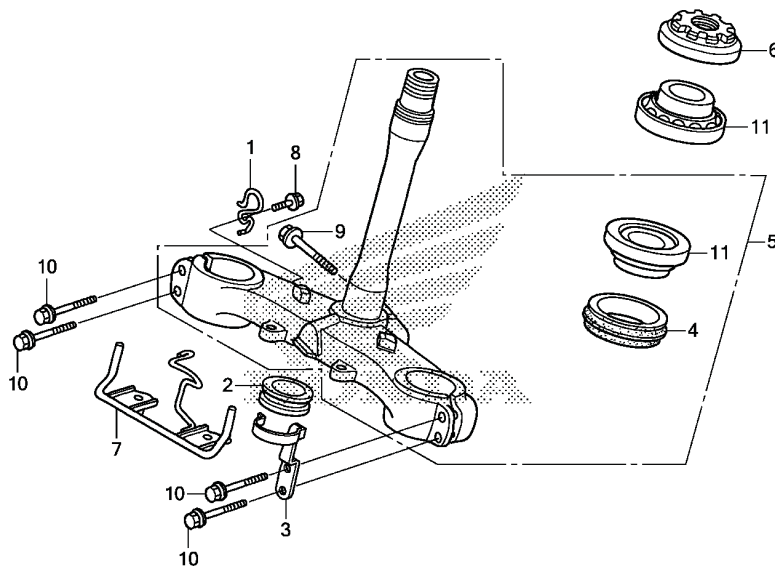
| Ref. No. | L.O.N. | Service Item | F.R.T. | Ref. No. | Part No.       | Description                 | Reqd. Qty<br>XL200 <sub>E/F/G</sub> | Serial No. | Note  |
|----------|--------|--------------|--------|----------|----------------|-----------------------------|-------------------------------------|------------|-------|
|          |        |              |        | 21       | 90309-KF0-003  | Nut, Flange, 8mm .....      | 2                                   | .....      | ..... |
|          |        |              |        | 22       | 90503-425-000  | Washer, Steering Stem.....  | 1                                   | .....      | ..... |
|          |        |              |        | 23       | 90535-292-000  | Washer, Handle Cushion..... | 2                                   | .....      | ..... |
|          |        |              |        | 24       | 91059-KY2-711  | Screw, Tapping, 3x16.....   | 3                                   | .....      | ..... |
|          |        |              |        | 25       | 95701-06010-07 | Bolt, Flange, 6x10.....     | 2                                   | .....      | ..... |



# FRAME GROUP

## F-6

### Steering Stem



KBB7F0600

3

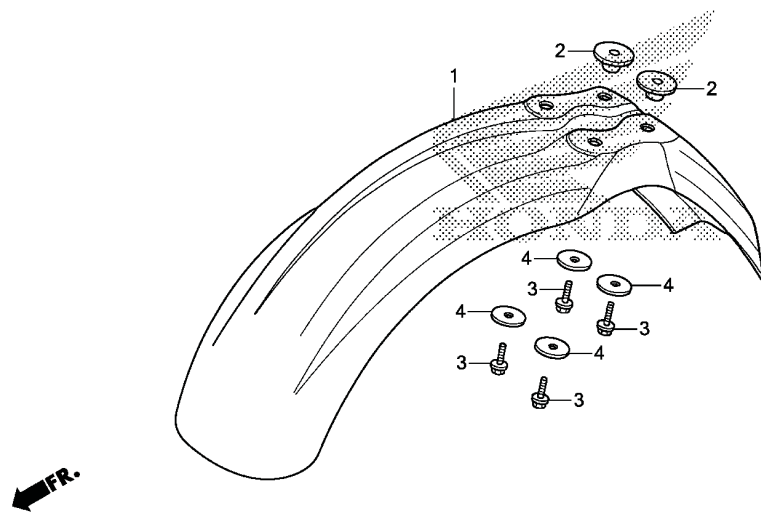
| Ref. No. | L.O.N. | Service Item                    | F.R.T. | Ref. No. | Part No.      | Description                           | Reqd. Qty<br>XL200E/F/G | Serial No. | Note  |
|----------|--------|---------------------------------|--------|----------|---------------|---------------------------------------|-------------------------|------------|-------|
| 6        | 5101B2 | Thread, Steering Head Top ..... | 0.4    | 1        | 45465-KBB-900 | Guide, Speedometer Cable .....        | 1                       | .....      | ..... |
| 11       | 5101B6 | Bearing, Head Pipe: Upper.....  | 1.0    | 2        | 45466-KA4-000 | Inner, Cable Guide.....               | 1                       | .....      | ..... |
|          | 5101B7 | Bearing, Head Pipe: Lower.....  | 1.0    | 3        | 45469-KBB-900 | Guide Comp., Brake Hose Top .....     | 1                       | .....      | ..... |
|          | 5101C7 | Bearing, Head Pipe: Both.....   | 1.0    | 4        | 53214-KA4-701 | Dust Seal, Steering Head (ARAI) ..... | 1                       | .....      | ..... |
|          |        |                                 |        | 5        | 53219-KBB-950 | Stem Sub Assy., Steering.....         | 1                       | .....      | ..... |
|          |        |                                 |        | 6        | 53220-KA2-000 | Thread Assy., Steering.....           | 1                       | .....      | ..... |
|          |        |                                 |        | 7        | 61318-KFC-900 | Stay, Fr. Visor Lower .....           | 1                       | .....      | ..... |
|          |        |                                 |        | 8        | 90032-GHR-640 | Bolt, Flange, 6x12.....               | 1                       | .....      | ..... |
|          |        |                                 |        | 9        | 90086-444-000 | Bolt, Flange, 10x45 .....             | 1                       | .....      | ..... |
|          |        |                                 |        | 10       | 90103-KB7-000 | Bolt, Flange, 8x45.....               | 4                       | .....      | ..... |
|          |        |                                 |        | 11       | 91015-KV6-003 | Bearing, Head Pipe (NTN) .....        | 2                       | .....      | ..... |



# FRAME GROUP

## F-7

### Front Fender



KBB7F0700

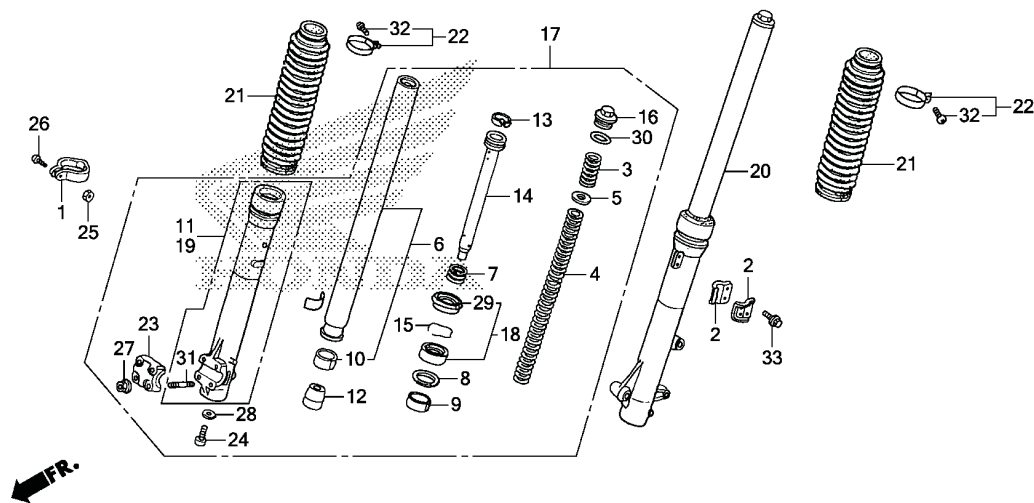
| Ref. No. | L.O.N. | Service Item        | F.R.T. | Ref. No. | Part No.        | Description                   | Reqd. Qty<br>XL200 <sub>E/F/G</sub> | Serial No. | Note |
|----------|--------|---------------------|--------|----------|-----------------|-------------------------------|-------------------------------------|------------|------|
| 1        | 4131B7 | Fender, Front ..... | 0.1    | 1        | 61100-KBB-980ZB | Fender, Fr.                   |                                     |            |      |
|          |        |                     |        |          |                 | *R-206* .....                 | 1                                   |            |      |
|          |        |                     |        |          |                 | Maceió Red                    |                                     |            |      |
|          |        |                     |        |          | 61100-KBB-980ZC | *PB362R* .....                | 1                                   |            |      |
|          |        |                     |        |          |                 | Buliti Blue-R                 |                                     |            |      |
|          |        |                     |        |          | 61100-KBB-980ZD | *NH1* .....                   | 1                                   |            |      |
|          |        |                     |        |          |                 | Black                         |                                     |            |      |
|          |        |                     |        | 2        | 61104-KBB-900   | Collar, Fender Mounting ..... | 2                                   |            |      |
|          |        |                     |        | 3        | 90032-GHR-700   | Bolt, Flange, 6x25 .....      | 4                                   |            |      |
|          |        |                     |        | 4        | 90545-292-000   | Washer, 6.5x20 .....          | 4                                   |            |      |



# FRAME GROUP

## F-8

### Front Fork



KBB7F0800

3

| Ref. No. | L.O.N.          | Service Item                     | F.R.T. | Ref. No. | Part No.        | Description                          | Reqd. Qty<br>XL200 <sub>E/F/G</sub> | Serial No. | Note  |
|----------|-----------------|----------------------------------|--------|----------|-----------------|--------------------------------------|-------------------------------------|------------|-------|
| 4        | (3)             |                                  |        | 1        | 44832-KR6-000   | Clamper, Speedometer Cable .....     | 1                                   |            |       |
|          | 5111C5          | Spring, Front Fork: Left.....    | 0.2    | 2        | 45461-KV6-910   | Clamper A, Brake Hose .....          | 2                                   |            |       |
|          | 5111C6          | Spring, Front Fork: Right.....   | 0.2    | 3        | 51401-KBB-901   | Spring A, Fr. Fork (SHOWA) .....     | 2                                   |            |       |
|          | 5111C7          | Spring, Front Fork: Both.....    | 0.4    | 4        | 51402-KBB-901   | Spring B, Fr. Fork (SHOWA).....      | 2                                   |            |       |
| 6        | (7, 12, 13, 14) |                                  |        | 5        | 51403-ME4-003   | Seat, Spring .....                   | 2                                   |            |       |
|          | 5111G2          | Pipe, Front Fork: Left.....      | 0.8    | 6        | 51410-KBB-901   | Pipe Comp., Fr. Fork (SHOWA) .....   | 2                                   |            |       |
|          | 5111G3          | Pipe, Front Fork: Right.....     | 0.8    | 7        | 51411-MG1-003   | Spring, Fr. Fork Rebound .....       | 2                                   |            |       |
|          | 5111G4          | Pipe, Front Fork: Both .....     | 1.3    | 8        | 51412-461-003   | Ring, Back Up.....                   | 2                                   |            |       |
| 11       | 5111D2          | Case, Bottom: Right.....         | 0.8    | 9        | 51414-461-003   | Bush, Guide.....                     | 2                                   |            |       |
| 17       | 5111C3          | Fork Assy., Front: Right.....    | 0.4    | 10       | 51415-MA0-771   | Bush, Slider.....                    | 2                                   |            |       |
| 18       | (9, 10)         |                                  |        |          |                 |                                      |                                     |            |       |
|          | 5111E7          | Seal Set, Front Fork: Left ..... | 0.8    | 11       | 51420-KBB-903   | Case Comp., R. Bottom .....          | 1                                   |            |       |
|          | 5111E8          | Seal Set, Front Fork: Right..... | 0.8    | 12       | 51432-KAS-901   | Piece, Oil Lock .....                | 2                                   |            |       |
|          | 5111E9          | Seal Set, Front Fork: Both ..... | 1.3    | 13       | 51437-ME4-003   | Ring, Piston .....                   | 2                                   |            |       |
| 19       | 5111D1          | Case, Bottom: Left.....          | 0.8    | 14       | 51440-KBB-981   | Pipe, Seat .....                     | 2                                   |            |       |
|          | 5111D3          | Case, Bottom: Both .....         | 1.3    | 15       | 51447-KR6-003   | Ring, Oil Seal Stopper.....          | 2                                   |            |       |
| 20       | 5111C2          | Fork Assy., Front: Left.....     | 0.4    |          |                 |                                      |                                     |            |       |
|          | 5111C4          | Fork Assy., Front: Both.....     | 0.5    | 16       | 51450-KAS-901   | Bolt Comp., Fr. Fork.....            | 2                                   |            |       |
| 21       | 5111J9          | Boot, Front Fork: Left .....     | 0.4    | 17       | 51480-KBB-982   | Fork Sub Assy., R. Fr. (SHOWA).....  | 1                                   |            |       |
|          | 5111K0          | Boot, Front Fork: Right.....     | 0.4    | 18       | 51490-KR6-305   | Seal Set, Fr. Fork .....             | 2                                   |            |       |
|          | 5111K1          | Boot, Front Fork: Both .....     | 0.5    | 19       | 51520-KBB-903   | Case Comp., L. Bottom.....           | 1                                   |            |       |
|          |                 |                                  |        | 20       | 51580-KBB-982   | Fork Sub Assy., L. Fr. (SHOWA) ..... | 1                                   |            |       |
|          |                 |                                  |        | 21       | 51611-KR6-013ZH | Boot, Fr. Fork<br>*NH1* .....        | 2                                   |            | Black |
|          |                 |                                  |        | 22       | 51612-430-010   | Band, Fr. Fork Boot .....            | 2                                   |            |       |
|          |                 |                                  |        | 23       | 51634-MA0-003   | Holder, Axle .....                   | 1                                   |            |       |

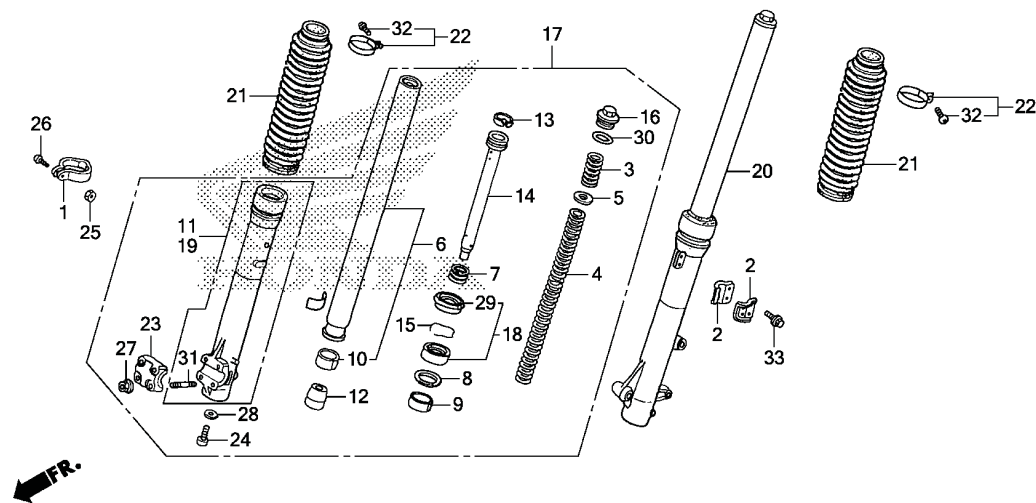




# FRAME GROUP

## F-8

### Front Fork



KBB7F0800

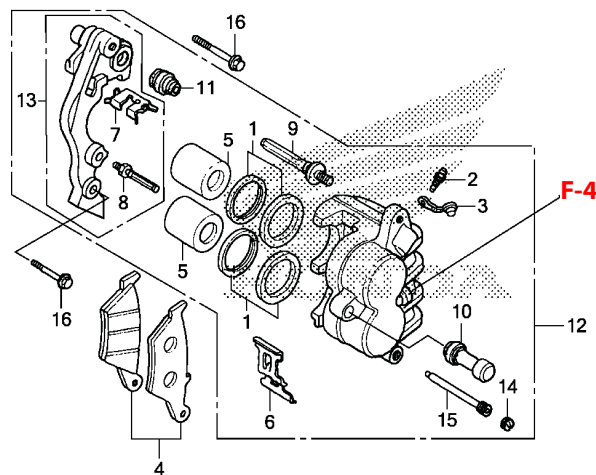
| Ref. No. | L.O.N. | Service Item | F.R.T. | Ref. No. | Part No.       | Description                       | Reqd. Qty<br>XL200E/F/G | Serial No. | Note |
|----------|--------|--------------|--------|----------|----------------|-----------------------------------|-------------------------|------------|------|
|          |        |              |        | 24       | 90116-383-721  | Bolt, Socket, 8x27.....           | 2                       |            |      |
|          |        |              |        | 25       | 90201-GHR-E20  | Nut, Hex, 5mm.....                | 1                       |            |      |
|          |        |              |        | 26       | 90227-GHR-D90  | Screw, Pan, 5x22.....             | 1                       |            |      |
|          |        |              |        | 27       | 90301-473-003  | Nut, U, 6mm (FUSERASHI).....      | 4                       |            |      |
|          |        |              |        | 28       | 90544-283-000  | Washer, Special, 8mm (SHOWA)..... | 2                       |            |      |
|          |        |              |        | 29       | 91254-KR6-003  | Seal, Dust.....                   | 2                       |            |      |
|          |        |              |        | 30       | 91357-ME4-003  | O-ring, 27.7x3.5.....             | 2                       |            |      |
|          |        |              |        | 31       | 92900-06025-0E | Bolt, Stud, 6x25.....             | 4                       |            |      |
|          |        |              |        | 32       | 93500-03025-0A | Screw, Pan, 3x25.....             | 2                       |            |      |
|          |        |              |        | 33       | 96001-06012-07 | Bolt, Flange, 6x12.....           | 2                       |            |      |



# FRAME GROUP

## F-9

### Front Brake Caliper



KBB7F0900

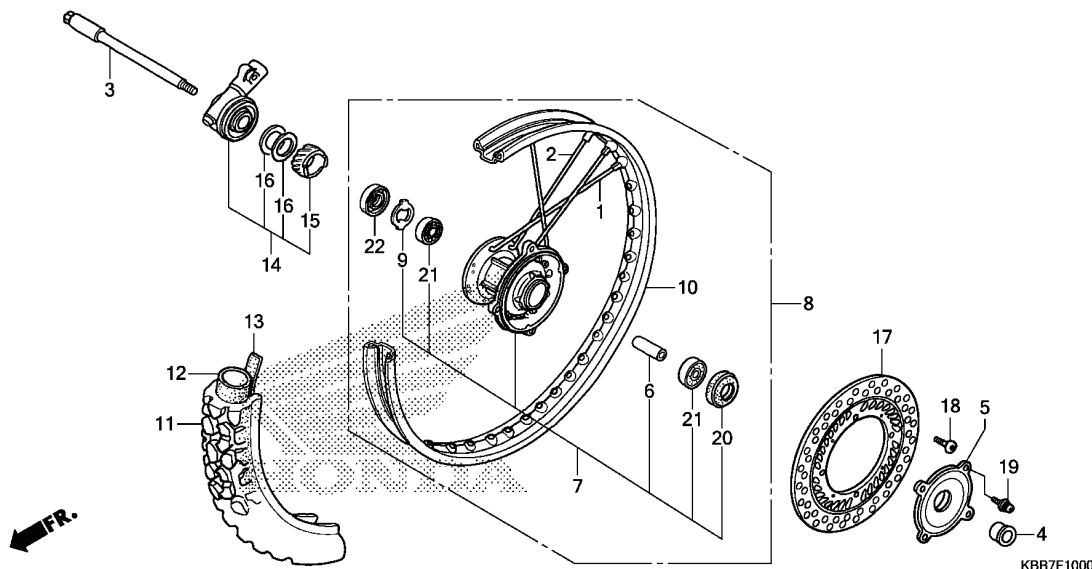
3

| Ref. No. | L.O.N. | Service Item                       | F.R.T. | Ref. No. | Part No.      | Description                              | Reqd. Qty<br>XL200E/F/G | Serial No. | Note |
|----------|--------|------------------------------------|--------|----------|---------------|--|-------------------------|------------|------|
| 4        | 711115 | Shoe (Pad) Set, Brake: Front ..... | 0.1    | 1        | 06431-MA3-405 | Seal Set, Piston.....                    | 2                       |            |      |
| 5        | 7111D1 | Piston, Front Brake Caliper .....  | 0.5    | 2        | 43352-568-003 | Screw, Bleeder (NISSIN) .....            | 1                       |            |      |
|          |        | • Includes: Bleed brakes           |        | 3        | 43353-461-771 | Cap, Bleeder.....                        | 1                       |            |      |
|          |        | • Note: Same time for two units    |        | 4        | 45105-KBB-415 | Pad Set, Fr. Brake.....                  | 1                       |            |      |
| 12       | 711130 | Caliper, Front Brake .....         | 0.4    | 5        | 45107-ML0-016 | Piston Comp.....                         | 2                       |            |      |
|          |        | • Includes: Bleed brakes           |        | 6        | 45108-KW8-901 | Spring, Pad.....                         | 1                       |            |      |
| 13       | 7111G0 | Bracket, Front Caliper .....       | 0.2    | 7        | 45112-KS6-701 | Retainer .....                           | 1                       |            |      |
|          |        |                                    |        | 8        | 45131-166-016 | Bolt, Pin .....                          | 1                       |            |      |
|          |        |                                    |        | 9        | 45131-HA5-672 | Bolt A, Pin.....                         | 1                       |            |      |
|          |        |                                    |        | 10       | 45132-166-016 | Boot, Pin Bush (NISSIN) .....            | 1                       |            |      |
|          |        |                                    |        | 11       | 45133-MA3-006 | Boot B.....                              | 1                       |            |      |
|          |        |                                    |        | 12       | 45150-KBB-305 | Caliper Sub Assy., L. Fr.....            | 1                       |            |      |
|          |        |                                    |        | 13       | 45190-KPE-901 | Bracket Sub Assy.w, L. Fr. Caliper ..... | 1                       |            |      |
|          |        |                                    |        | 14       | 45203-MG3-016 | Plug, Pin .....                          | 1                       |            |      |
|          |        |                                    |        | 15       | 45215-ML7-922 | Pin, Hanger.....                         | 1                       |            |      |
|          |        |                                    |        | 16       | 90131-MS6-900 | Bolt, Flange, 8x40.....                  | 2                       |            |      |

# FRAME GROUP

## F-10

### Front Wheel



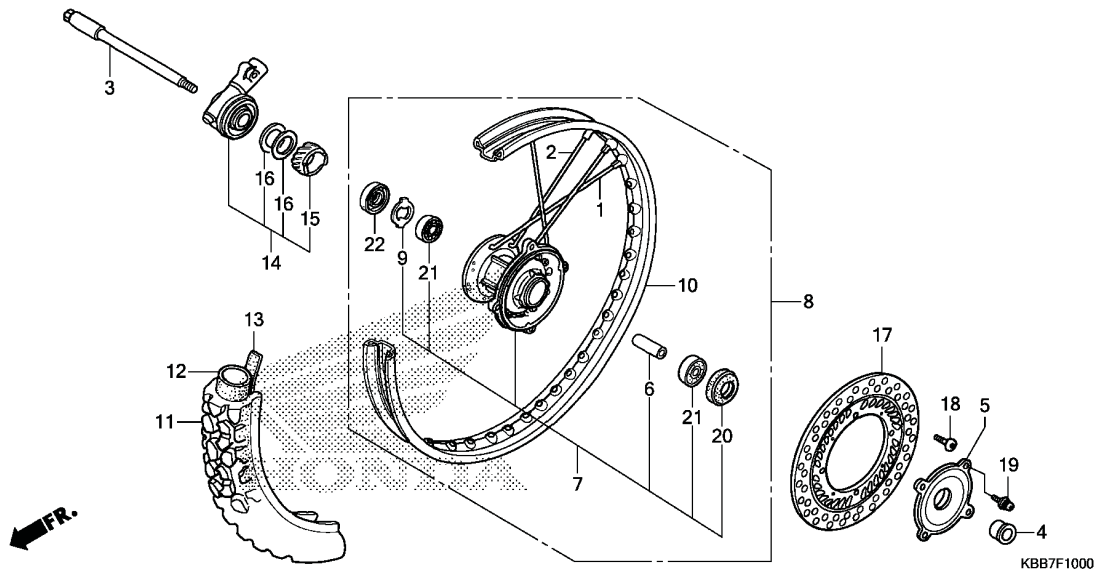
| Ref. No. | L.O.N.  | Service Item                    | F.R.T. | Ref. No. | Part No.      | Description                          | Reqd. Qty<br>XL200 <sub>E/F/G</sub> | Serial No. | Note |
|----------|---------|---------------------------------|--------|----------|---------------|--------------------------------------|-------------------------------------|------------|------|
| 3        | (20)    |                                 |        | 1        | 06440-KHA-940 | Spoke Set A, Fr. (Inside) .....      | 18                                  |            |      |
|          | 710151  | Axle, Front Wheel.....          | 0.3    | 2        | 06441-KHA-940 | Spoke Set B, Fr. (Outside).....      | 18                                  |            |      |
| 7        | (1, 2)  |                                 |        | 3        | 44301-KW8-900 | Axle, Fr. Wheel .....                | 1                                   |            |      |
|          | 710103  | Hub, front Wheel.....           | 2.4    | 4        | 44311-MG3-000 | Collar, Fr. Wheel.....               | 1                                   |            |      |
| 8        | 7101D4  | Front Wheel.....                | 1.0    | 5        | 44610-KL3-770 | Cover, Fr. Hub.....                  | 1                                   |            |      |
| 10       | 710109  | Rim Wheel: Front.....           | 2.3    |          |               |                                      |                                     |            |      |
| 11       | (13)    |                                 |        | 6        | 44620-MG3-000 | Collar, Fr. Wheel Distance .....     | 1                                   |            |      |
|          | 710139  | Front Tire (One).....           | 0.9    | 7        | 44635-KBZ-950 | Hub Sub Assy., Fr. ....              | 1                                   |            |      |
| 12       | (13)    |                                 |        | 8        | 44650-KBZ-950 | Wheel Sub Assy., Fr. ....            | 1                                   |            |      |
|          | 710140  | Tube, Front Tire (One) .....    | 0.9    | 9        | 44680-MA0-000 | Retainer, Gear Box .....             | 1                                   |            |      |
| 14       | 710145  | Gearbox Assy., Speedometer..... | 0.3    | 10       | 44701-KBZ-950 | Rim, Fr. Wheel .....                 | 1                                   |            |      |
| 17       | 711120  | Disc, Front Brake.....          | 0.4    |          |               |                                      |                                     |            |      |
| 21       | 710115  | Bearing, Front Wheel (One)..... | 0.4    | 11       | 44711-KW8-902 | Tire, Fr. (Pirelli) (2.75-21).....   | 1                                   |            |      |
|          | 710115G | • Replace 1 bearing add.....    | 0.1    | 12       | 44712-KW8-901 | Tube, Tire (Pirelli) .....           | 1                                   |            |      |
|          |         |                                 |        | 13       | 44713-KW8-901 | Flap, Tire (Pirelli) (1.40-21) ..... | 1                                   |            |      |
|          |         |                                 |        | 14       | 44800-KE1-762 | Box Assy., Speedometer Gear .....    | 1                                   |            |      |
|          |         |                                 |        | 15       | 44806-KE1-761 | Gear Comp., Speedometer.....         | 1                                   |            |      |
|          |         |                                 |        | 16       | 44809-402-000 | Washer, Speedometer Gear .....       | 2                                   |            |      |
|          |         |                                 |        | 17       | 45351-KBB-900 | Disk, Fr. Brake .....                | 1                                   |            |      |
|          |         |                                 |        | 18       | 90105-KN5-000 | Bolt, Disk, 6x17.....                | 4                                   |            |      |
|          |         |                                 |        |          | 90105-KV3-851 | Bolt, Disk, 6x17 (DAIDO).....        | 4                                   |            |      |
|          |         |                                 |        |          | 90106-MBB-000 | Bolt, Disk, 6x17.....                | 4                                   |            |      |
|          |         |                                 |        |          | 90106-MT3-003 | Bolt, Disk, 6x17 (SAGA) .....        | 4                                   |            |      |
|          |         |                                 |        | 19       | 90204-KA3-730 | Screw-washer, 4x8.....               | 4                                   |            |      |
|          |         |                                 |        | 20       | 90755-229-003 | Oil Seal, 21x37x7 (ARAI).....        | 1                                   |            |      |
|          |         |                                 |        |          | 90755-229-005 | Oil Seal, 21x37x7 (NOK) .....        | 1                                   |            |      |
|          |         |                                 |        |          | 90755-KGA-K00 | Oil Seal, 21x37x7 (SABO) .....       | 1                                   |            |      |



# FRAME GROUP

## F-10

### Front Wheel



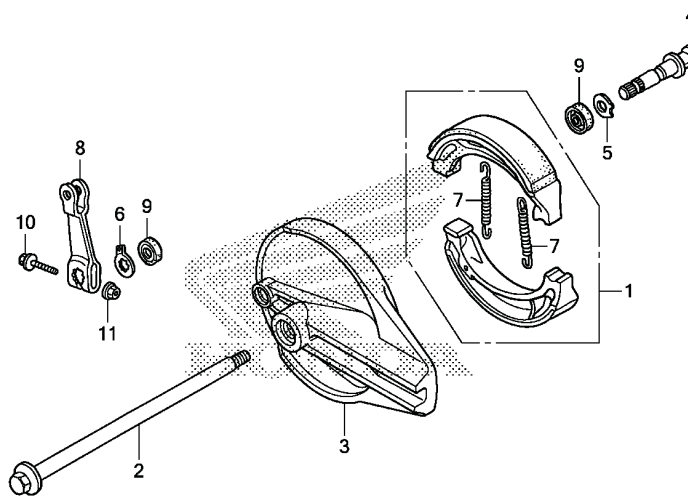
| Ref. No. | L.O.N. | Service Item | F.R.T. | Ref. No. | Part No.       | Description                               | Reqd. Qty<br>XL200 <sub>E/F/G</sub> | Serial No. | Note  |
|----------|--------|--------------|--------|----------|----------------|---|-------------------------------------|------------|-------|
|          |        |              |        | 21       | 91014-KPS-731  | Bearing, Radial Ball, 6202U (NACHI) ..... | 2                                   | .....      | ..... |
|          |        |              |        |          | 91014-KPS-732  | Bearing, Radial Ball, 6202U (NSK) .....   | 2                                   | .....      | ..... |
|          |        |              |        |          | 96140-62020-10 | Bearing, Radial Ball, 6202U .....         | 2                                   | .....      | ..... |
|          |        |              |        | 22       | 91258-410-006  | Dust Seal, 40x50x5 (NOK) .....            | 1                                   | .....      | ..... |



# FRAME GROUP

## F-11

### Rear Brake Panel



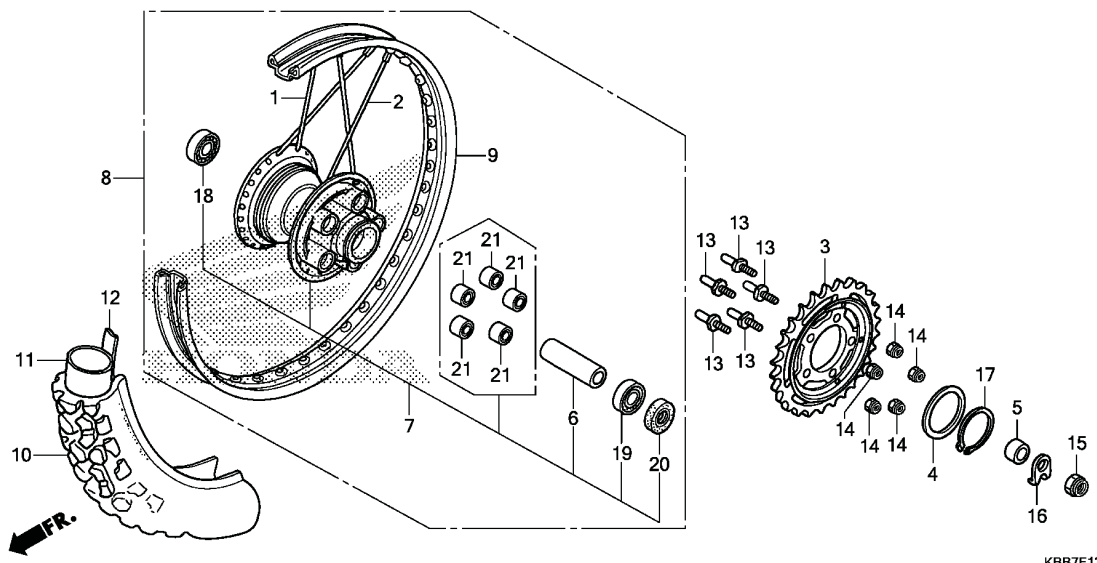
KBB7F1100

| Ref. No. | L.O.N. | Service Item                     | F.R.T. | Ref. No. | Part No.      | Description                     | Reqd. Qty<br>XL200 <sub>E/F/G</sub> | Serial No. | Note  |
|----------|--------|----------------------------------|--------|----------|---------------|---------------------------------|-------------------------------------|------------|-------|
| 1        | 711140 | Shoe (Pad) Set, Brake: Rear..... | 0.5    | 1        | 06430-KFC-900 | Shoe Set, Brake.....            | 1                                   | .....      | ..... |
| 2        | 710160 | Axle, Rear Wheel.....            | 0.3    | 2        | 42301-KBB-900 | Axle, Rr. Wheel.....            | 1                                   | .....      | ..... |
| 3        |        | (4)                              |        | 3        | 43100-KFC-900 | Panel Comp., Rr. Brake.....     | 1                                   | .....      | ..... |
|          | 7111A9 | Panel, Rear Brake.....           | 0.5    | 4        | 43141-KB7-003 | Cam, Rr. Brake.....             | 1                                   | .....      | ..... |
| 8        | 7111C4 | Arm, Brake: Rear.....            | 0.2    | 5        | 43142-MN1-670 | Seat, Rr. Brake Cam.....        | 1                                   | .....      | ..... |
|          |        |                                  |        | 6        | 43145-KB7-000 | Indicator, Rr. Brake.....       | 1                                   | .....      | ..... |
|          |        |                                  |        | 7        | 43151-110-000 | Spring, Brake Shoe (NK).....    | 2                                   | .....      | ..... |
|          |        |                                  |        | 8        | 43410-KL4-000 | Arm, Rr. Brake.....             | 1                                   | .....      | ..... |
|          |        |                                  |        | 9        | 45134-KB7-005 | Dust Seal, Brake Cam (NOK)..... | 2                                   | .....      | ..... |
|          |        |                                  |        | 10       | 90032-GHR-740 | Bolt, Flange, 6x35.....         | 1                                   | .....      | ..... |
|          |        |                                  |        | 11       | 90301-473-003 | Nut, U, 6mm (FUSERASHI).....    | 1                                   | .....      | ..... |

# FRAME GROUP

## F-12

### Rear Wheel



KBB7F1200

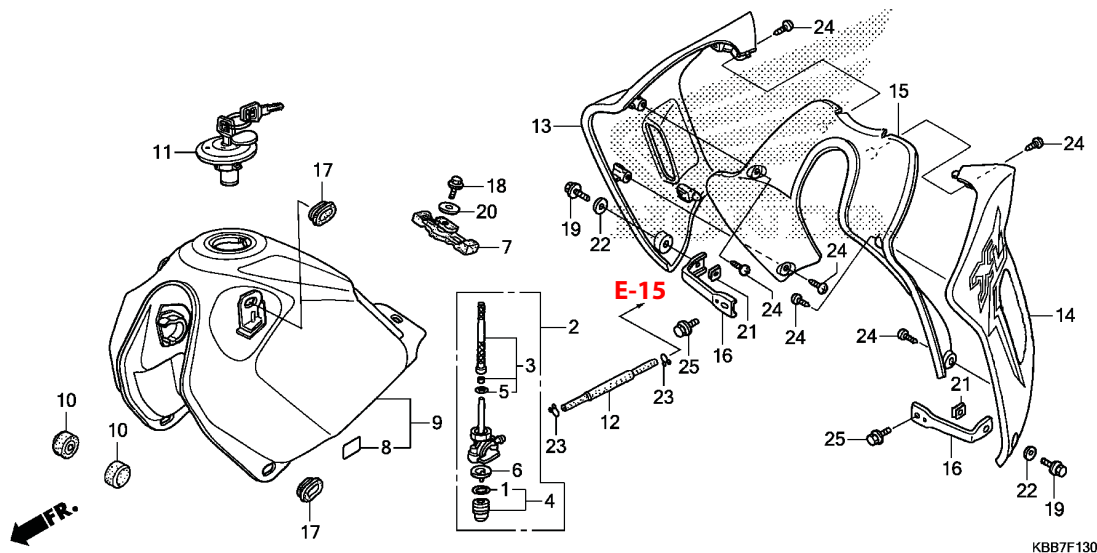
| Ref. No. | L.O.N.  | Service Item                   | F.R.T. | Ref. No. | Part No.       | Description                               | Reqd. Qty<br>XL200 <sub>E/F/G</sub> | Serial No. | Note |
|----------|---------|--------------------------------|--------|----------|----------------|---|-------------------------------------|------------|------|
| 3        | 7101A0  | Sprocket, Final Driven .....   | 0.5    | 1        | 06420-KHA-940  | Spoke Set A, Rr. (Inside).....            | 18                                  |            |      |
| 7        |         | (1, 2).....                    |        | 2        | 06421-KHA-940  | Spoke Set B, Rr. (Outside).....           | 18                                  |            |      |
|          | 710121  | Hub, Rear Wheel.....           | 2.5    | 3        | 41200-KBB-950  | Sprocket Comp., Final Driven (42T).....   | 1                                   |            |      |
| 8        | 710118  | Rear Wheel.....                | 1.1    | 4        | 41203-KBB-900  | Spacer, Sprocket .....                    | 1                                   |            |      |
| 9        | 710127  | Rim, Wheel: Rear.....          | 2.4    | 5        | 42311-KBB-900  | Collar, Rr. Wheel Side.....               | 1                                   |            |      |
| 10       |         | (12).....                      |        | 6        | 42620-KY7-000  | Collar, Rr. Wheel Axle Distance.....      | 1                                   |            |      |
|          | 710142  | Rear Tire (One).....           | 1.0    | 7        | 42635-KBB-950  | Hub Sub Assy., Rr.....                    | 1                                   |            |      |
| 11       |         | (12).....                      |        | 8        | 42650-KBZ-950  | Wheel Sub Assy., Rr.....                  | 1                                   |            |      |
|          | 7101A7  | Tube, Rear Tire (One) .....    | 1.0    | 9        | 42701-KFC-900  | Rim, Rr. Wheel .....                      | 1                                   |            |      |
| 18       |         | (19).....                      |        | 10       | 42711-KW8-903  | Tire, Rr. (Pirelli) (4.10-18).....        | 1                                   |            |      |
|          | 710133  | Bearing, Rear Wheel (One)..... | 0.5    | 11       | 42712-KW8-901  | Tube, Tire (Pirelli) .....                | 1                                   |            |      |
|          | 710133G | • Replace 1 bearing add.....   | 0.1    | 12       | 42713-KW8-901  | Flap, Tire (Pirelli) (1.85-18).....       | 1                                   |            |      |
|          |         |                                |        | 13       | 90128-KBB-900  | Bolt, Sprocket Fixing.....                | 5                                   |            |      |
|          |         |                                |        | 14       | 90304-GE8-003  | Nut, U, 10mm (FUSERASHI) .....            | 5                                   |            |      |
|          |         |                                |        | 15       | 90305-MA0-003  | Nut, Axle, 16mm.....                      | 1                                   |            |      |
|          |         |                                |        | 16       | 90559-KY7-000  | Washer, Rr. Axle.....                     | 1                                   |            |      |
|          |         |                                |        | 17       | 90664-KA2-000  | Circlip, External, 63mm.....              | 1                                   |            |      |
|          |         |                                |        | 18       | 91013-KPS-731  | Bearing, Radial Ball, 6203U (NACHI) ..... | 1                                   |            |      |
|          |         |                                |        |          | 91013-KPS-732  | Bearing, Radial Ball, 6203U (NSK) .....   | 1                                   |            |      |
|          |         |                                |        |          | 96140-62030-10 | Bearing, Radial Ball, 6203U.....          | 1                                   |            |      |
|          |         |                                |        |          | 96140-63030-10 | Bearing, Radial Ball, 6303U.....          | 1                                   |            |      |
|          |         |                                |        | 19       | 91051-KPS-731  | Bearing, Radial Ball, 6303U (NACHI) ..... | 1                                   |            |      |
|          |         |                                |        |          | 91051-KPS-732  | Bearing, Radial Ball, 6303U (NSK) .....   | 1                                   |            |      |
|          |         |                                |        | 20       | 91253-443-761  | Dust Seal, 30x47x8 (ARAI).....            | 1                                   |            |      |
|          |         |                                |        | 21       | 41241-307-010  | Bush, Rr. Wheel Damper.....               | 5                                   |            |      |



# FRAME GROUP

## F-13

### Fuel Tank



KBB7F1300

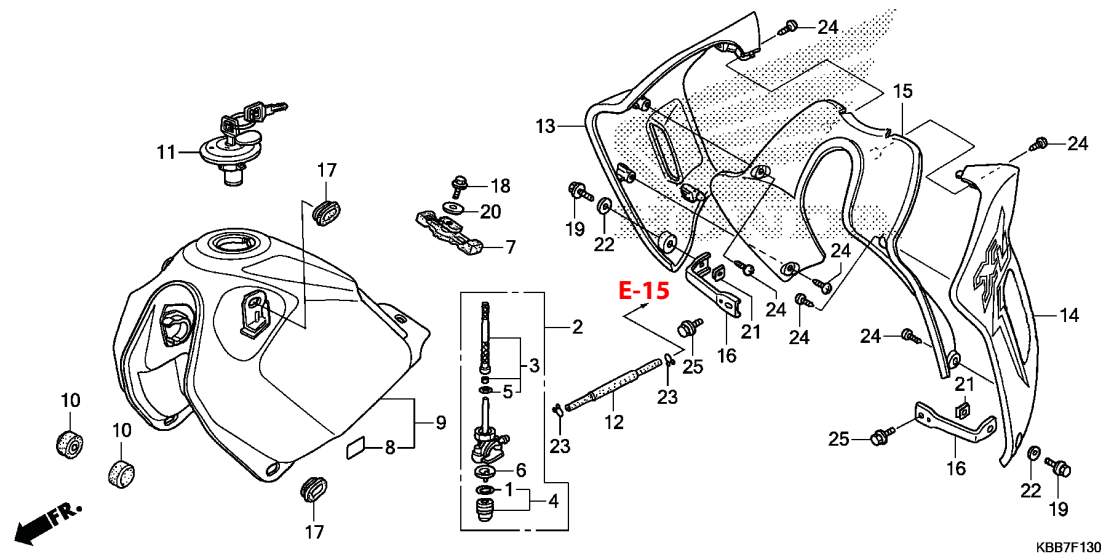
| Ref. No. | L.O.N. | Service Item                 | F.R.T. | Ref. No. | Part No.        | Description                     | Reqd. Qty<br>XL200 <sub>E/F/G</sub> | Serial No. | Note |
|----------|--------|------------------------------|--------|----------|-----------------|---------------------------------|-------------------------------------|------------|------|
| 2        | 310110 | Cock Assy., Fuel .....       | 0.3    | 1        | 16173-001-004   | Packing, Fuel Strainer Cup..... | 1                                   |            |      |
| 3        |        | (5)                          |        | 2        | 16950-KBB-900   | Cock Assy., Fuel .....          | 1                                   |            |      |
|          | 310115 | Screen, Fuel Strainer .....  | 0.3    | 3        | 16952-KBB-900   | Screen, Fuel Strainer .....     | 1                                   |            |      |
| 6        |        | (1, 4)                       |        | 4        | 16953-GG2-731   | Cup Set, Fuel Strainer.....     | 1                                   |            |      |
|          | 3101A6 | Cup, Fuel Strainer.....      | 0.1    | 5        | 16958-MA1-731   | O-ring.....                     | 1                                   |            |      |
| 9        | 310100 | Tank, Fuel.....              | 0.4    |          |                 |                                 |                                     |            |      |
| 13       | 1151A0 | Shroud, Radiator: Right..... | 0.1    | 6        | 16959-471-831   | Filter, Cup .....               | 1                                   |            |      |
| 14       | 115126 | Shroud, Radiator: Left.....  | 0.1    | 7        | 17503-KG0-000   | Rubber, Fuel Tank Rr.....       | 1                                   |            |      |
|          | 1151A5 | Shroud, Radiator: Both.....  | 0.2    | 8        | 17528-MR4-900   | Tape, Tank Guard.....           | 1                                   |            |      |
| 15       | 115125 | Shroud, Radiator.....        | 0.2    | 9        | 17550-KHA-940ZB | Tank Set, Fuel                  |                                     |            |      |
|          |        |                              |        |          |                 | *NH1*.....Black                 | 1                                   |            |      |
|          |        |                              |        |          | 17550-KHA-940ZC | *R206*..... Maceio Red          | 1                                   |            |      |
|          |        |                              |        | 10       | 17611-397-000   | Cushion, Fuel Tank Fr.....      | 2                                   |            |      |
|          |        |                              |        | 11       | 17620-KPE-731   | Cap Comp., Fuel Filler .....    | 1                                   |            |      |
|          |        |                              |        | 12       | 17681-KBB-900   | Tube, Fuel .....                | 1                                   |            |      |
|          |        |                              |        | 13       | 19100-KBB-D40ZA | Shroud Set, R. (WL)             |                                     |            |      |
|          |        |                              |        |          |                 | *Type 3*.....                   | 1                                   |            |      |
|          |        |                              |        |          | 19100-KBB-D40ZB | *Type 2*.....                   | 1                                   |            |      |
|          |        |                              |        |          | 19100-KBB-D40ZC | *Type 1*.....                   | 1                                   |            |      |
|          |        |                              |        | 14       | 19200-KBB-D40ZB | Shroud Set, L. (WL)             |                                     |            |      |
|          |        |                              |        |          |                 | *Type 2*.....                   | 1                                   |            |      |
|          |        |                              |        |          | 19200-KBB-D40ZC | *Type 1*.....                   | 1                                   |            |      |
|          |        |                              |        |          | 19200-KBB-D40ZA | *Type 3*.....                   | 1                                   |            |      |
|          |        |                              |        | 15       | 64203-KBB-900ZB | Guide, Air                      |                                     |            |      |
|          |        |                              |        |          |                 | *NH1*.....Black                 | 1                                   |            |      |
|          |        |                              |        |          | 64203-KBB-900ZH | *R-206*..... Maceio Red         | 1                                   |            |      |
|          |        |                              |        |          | 64203-KBB-900ZJ | *PB362R*..... Buliti Blue-R     | 1                                   |            |      |



# FRAME GROUP

## F-13

### Fuel Tank



KBB7F1300

3

| Ref. No. | L.O.N. | Service Item | F.R.T. | Ref. No. | Part No.       | Description                     | Reqd. Qty<br>XL200 <sub>E/F/G</sub> | Serial No. | Note  |
|----------|--------|--------------|--------|----------|----------------|---------------------------------|-------------------------------------|------------|-------|
|          |        |              |        | 16       | 64231-KBB-900  | Stay, Shroud Lower .....        | 2                                   | .....      | ..... |
|          |        |              |        | 17       | 83551-300-000  | Grommet, Air Cleaner Case ..... | 4                                   | .....      | ..... |
|          |        |              |        | 18       | 90032-GHR-640  | Bolt, Flange, 6x12.....         | 1                                   | .....      | ..... |
|          |        |              |        | 19       | 90032-GHR-660  | Bolt, Flange, 6x16.....         | 2                                   | .....      | ..... |
|          |        |              |        | 20       | 90136-428-870  | Washer, Tank Setting.....       | 1                                   | .....      | ..... |
|          |        |              |        | 21       | 90344-692-003  | Nut, Clip, 6mm .....            | 2                                   | .....      | ..... |
|          |        |              |        | 22       | 90485-286-000  | Washer, 6mm .....               | 2                                   | .....      | ..... |
|          |        |              |        | 23       | 90651-KPS-900  | Clip, Tube (B10) .....          | 2                                   | .....      | ..... |
|          |        |              |        | 24       | 93903-24210    | Screw, Tapping, 4x10 .....      | 6                                   | .....      | ..... |
|          |        |              |        | 25       | 95701-06010-07 | Bolt, Flange, 6x10.....         | 2                                   | .....      | ..... |

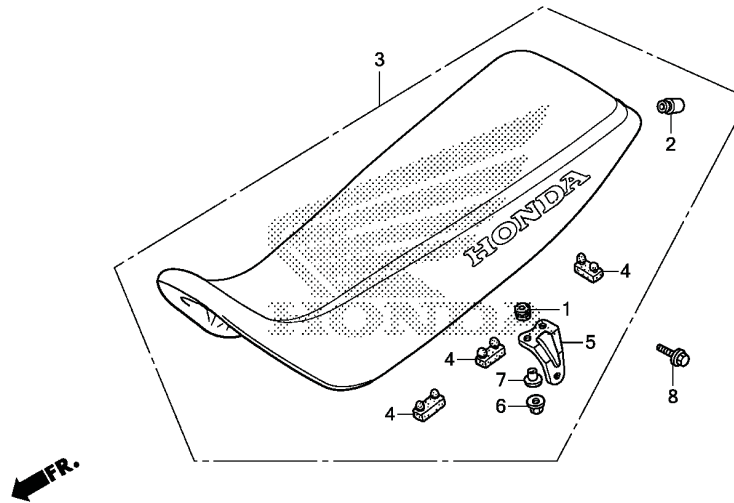




# FRAME GROUP

## F-14

### Seat



KBB7F1400

| Ref. No. | L.O.N. | Service Item      | F.R.T. | Ref. No. | Part No.        | Description                             | Reqd. Qty<br>XL200E/F/G | Serial No. | Note |
|----------|--------|-------------------|--------|----------|-----------------|---|-------------------------|------------|------|
| 3        | 4131E4 | Seat: Double..... | 0.1    | 1        | 37242-435-700   | Rubber, Speedometer Mounting.....       | 4                       |            |      |
|          |        |                   |        | 2        | 61103-KBB-900   | Rubber A, Rr., Fender Mounting.....     | 2                       |            |      |
|          |        |                   |        | 3        | 77200-KBB-980ZA | Seat Comp., Double<br>*NH1L*..... Black | 1                       |            |      |
|          |        |                   |        | 4        | 77205-286-000   | Rubber B, Seat Setting .....            | 5                       |            |      |
|          |        |                   |        | 5        | 77220-KW8-900   | Stay, Seat.....                         | 2                       |            |      |
|          |        |                   |        | 6        | 90208-GHR-630   | Nut, Flange, 6mm .....                  | 4                       |            |      |
|          |        |                   |        | 7        | 90502-KGA-E00   | Collar, 19x6.2x13.5 .....               | 4                       |            |      |
|          |        |                   |        | 8        | 95701-08014-00  | Bolt, Flange, 8x14.....                 | 2                       |            |      |

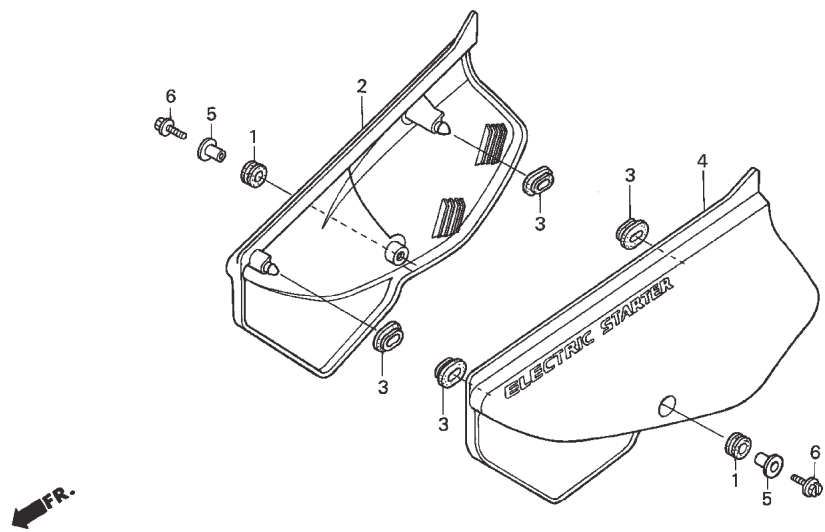
3



# FRAME GROUP

## F-15

### Side Cover



KBBB-F1500

3

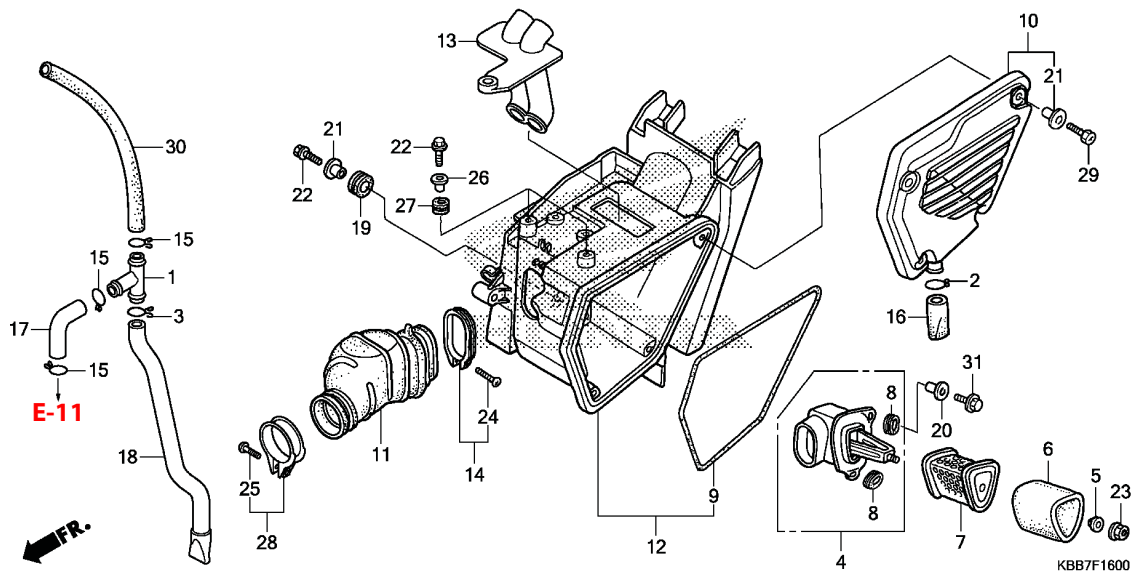
| Ref. No. | L.O.N. | Service Item            | F.R.T. | Ref. No. | Part No.        | Description                    | Reqd. Qty<br>XL200E/F/G | Serial No. | Note |
|----------|--------|-------------------------|--------|----------|-----------------|--------------------------------|-------------------------|------------|------|
| 2        | 4111H9 | Cover, Side: Right..... | 0.1    | 1        | 77219-MJ6-000   | Grommet, Seat Cowl.....        | 2                       |            |      |
| 4        | 4111H8 | Cover, Side: Left.....  | 0.1    | 2        | 83500-KBB-D40ZA | Cover Set, R. Side (WL)        |                         |            |      |
|          | 4111J0 | Cover, Side: Both.....  | 0.1    |          |                 | *Type 2*.....                  | 1                       |            |      |
|          |        |                         |        |          | 83500-KBB-D40ZB | *Type 1*.....                  | 1                       |            |      |
|          |        |                         |        | 3        | 83551-300-000   | Grommet, Air Cleaner Case..... | 4                       |            |      |
|          |        |                         |        | 4        | 83600-KBB-D40ZA | Cover Set, L. Side (WL)        |                         |            |      |
|          |        |                         |        |          |                 | *Type 2*.....                  | 1                       |            |      |
|          |        |                         |        |          | 83600-KBB-D40ZB | *Type 1*.....                  | 1                       |            |      |
|          |        |                         |        | 5        | 83601-KBZ-950   | Collar, Cover Setting.....     | 2                       |            |      |
|          |        |                         |        | 6        | 90101-KBB-950   | Bolt, Special, 6x20.....       | 2                       |            |      |



# FRAME GROUP

## F-16

### Air Cleaner

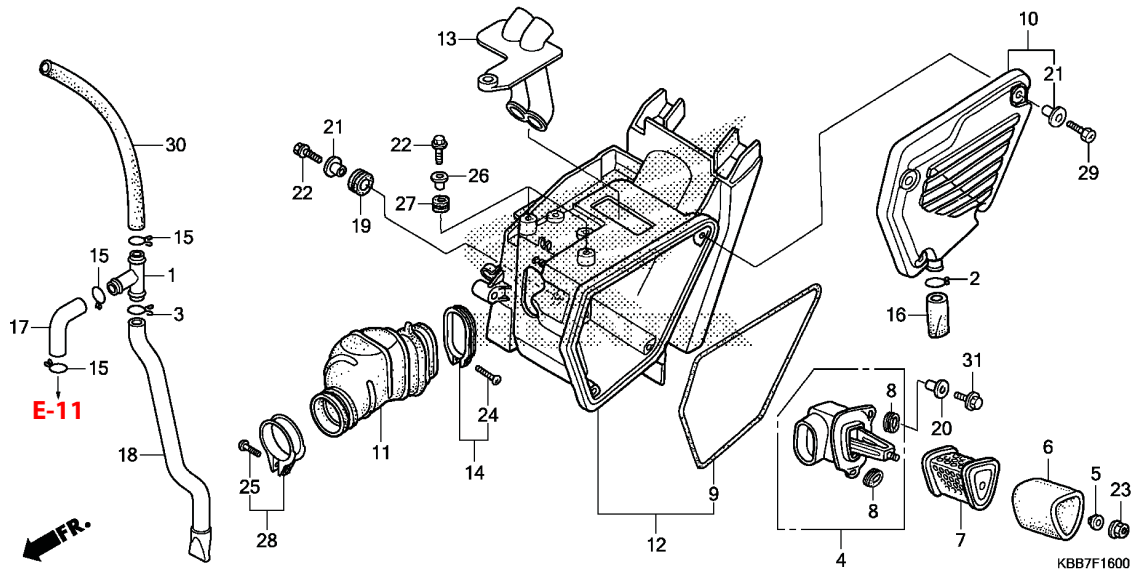


| Ref. No. | L.O.N. | Service Item                       | F.R.T. | Ref. No. | Part No.      | Description                            | Reqd. Qty<br>XL200 <sub>E/F/G</sub> | Serial No. | Note |
|----------|--------|------------------------------------|--------|----------|---------------|--|-------------------------------------|------------|------|
| 6        | 312105 | Element, Air Cleaner .....         | 0.2    | 1        | 15772-376-000 | Joint, Breather Three Way.....         | 1                                   |            |      |
| 7        | 3121D5 | Body, Air Cleaner Element .....    | 0.1    | 2        | 15772-KPS-900 | Clip, Breather Tube.....               | 1                                   |            |      |
| 11       | 3121B6 | Tube, Air Cleaner Connecting ..... | 0.4    | 3        | 15772-MN1-670 | Clip B, Breather Tube.....             | 1                                   |            |      |
| 12       | 3121A5 | Case, Air Cleaner.....             | 0.7    | 4        | 17212-KBB-950 | Stay, Element Setting.....             | 1                                   |            |      |
| 13       | 3121D3 | Duct, Air Intake .....             | 0.2    | 5        | 17212-PA0-000 | Washer, Air Cleaner.....               | 1                                   |            |      |
|          |        |                                    |        | 6        | 17213-KB7-000 | Element A, Air Cleaner .....           | 1                                   |            |      |
|          |        |                                    |        | 7        | 17214-KV2-920 | Holder, Element.....                   | 1                                   |            |      |
|          |        |                                    |        | 8        | 17216-KBB-950 | Rubber, Element .....                  | 2                                   |            |      |
|          |        |                                    |        | 9        | 17219-KB7-000 | Seal, Air Cleaner Cover.....           | 1                                   |            |      |
|          |        |                                    |        | 10       | 17220-KB7-000 | Cover, Air Cleaner Case.....           | 1                                   |            |      |
|          |        |                                    |        | 11       | 17222-KBB-900 | Tube, Air Cleaner Connecting .....     | 1                                   |            |      |
|          |        |                                    |        | 12       | 17225-KBB-980 | Case Sub Assy., Air Cleaner .....      | 1                                   |            |      |
|          |        |                                    |        | 13       | 17240-KBB-950 | Duct, Air Cleaner Intake.....          | 1                                   |            |      |
|          |        |                                    |        | 14       | 17256-KBB-900 | Band, Air Cleaner Connecting Tube..... | 1                                   |            |      |
|          |        |                                    |        | 15       | 17316-MN1-670 | Clip A, Breather Tube.....             | 3                                   |            |      |
|          |        |                                    |        | 16       | 17358-170-000 | Tube, Drain.....                       | 1                                   |            |      |
|          |        |                                    |        | 17       | 17371-KBB-900 | Tube A, Breather .....                 | 1                                   |            |      |
|          |        |                                    |        | 18       | 17372-KBB-900 | Tube B, Breather.....                  | 1                                   |            |      |
|          |        |                                    |        | 19       | 80105-061-000 | Cushion A, Rr. Fender.....             | 1                                   |            |      |
|          |        |                                    |        | 20       | 83119-MG9-000 | Collar, Lock Setting .....             | 2                                   |            |      |



# FRAME GROUP

## F-16 Air Cleaner

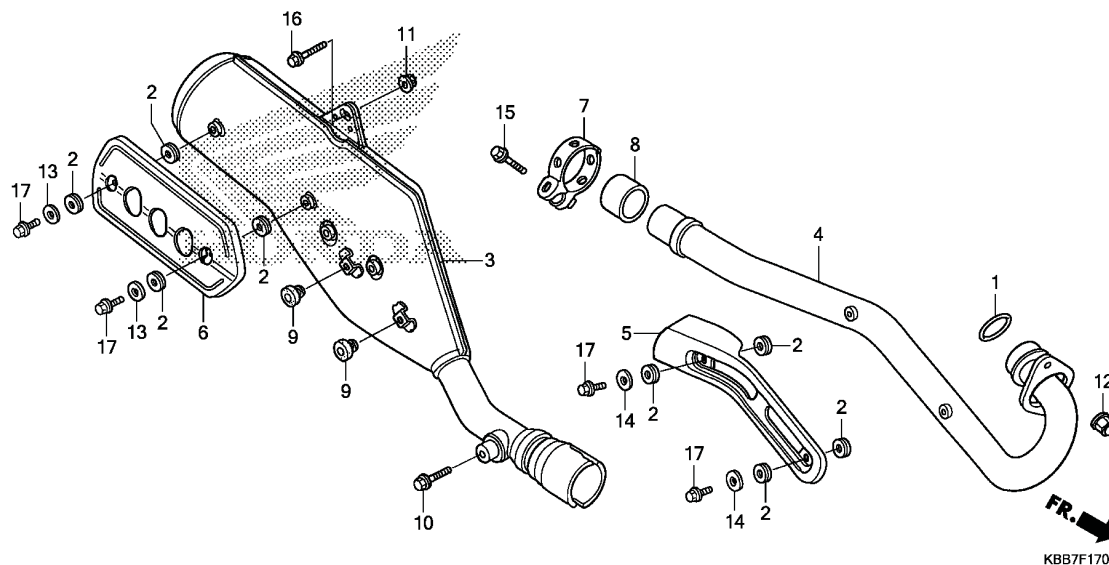


| Ref. No. | L.O.N. | Service Item | F.R.T. | Ref. No. | Part No.       | Description                                 | Reqd. Qty<br>XL200 <sub>E/F/G</sub> | Serial No. | Note  |
|----------|--------|--------------|--------|----------|----------------|---|-------------------------------------|------------|-------|
|          |        |              |        | 21       | 83601-357-000  | Collar, Cover Setting.....                  | 5                                   | .....      | ..... |
|          |        |              |        | 22       | 90032-GHR-680  | Bolt, Flange, 6x20.....                     | 3                                   | .....      | ..... |
|          |        |              |        | 23       | 90208-GHR-630  | Nut, Flange, 6mm.....                       | 1                                   | .....      | ..... |
|          |        |              |        | 24       | 90227-GHR-E00  | Screw, Pan, 5x25.....                       | 1                                   | .....      | ..... |
|          |        |              |        | 25       | 90227-GHR-E10  | Screw, Pan, 5x28.....                       | 1                                   | .....      | ..... |
|          |        |              |        | 26       | 90501-KBB-900  | Collar, Air Cleaner Case.....               | 2                                   | .....      | ..... |
|          |        |              |        | 27       | 90505-MC4-000  | Grommet A, Air Cleaner Case.....            | 2                                   | .....      | ..... |
|          |        |              |        | 28       | 90652-KBB-910  | Band, Air Cleaner Connecting Tube (52)..... | 1                                   | .....      | ..... |
|          |        |              |        | 29       | 92301-06020-0A | Bolt, Recessed, 6x20.....                   | 4                                   | .....      | ..... |
|          |        |              |        | 30       | 95005-12300-30 | Tube, 12x300 (95005-12001-30M).....         | 1                                   | .....      | ..... |
|          |        |              |        | 31       | 95701-06016    | Bolt, Flange, 6x16.....                     | 2                                   | .....      | ..... |

# FRAME GROUP

## F-17

### Exhaust Muffler

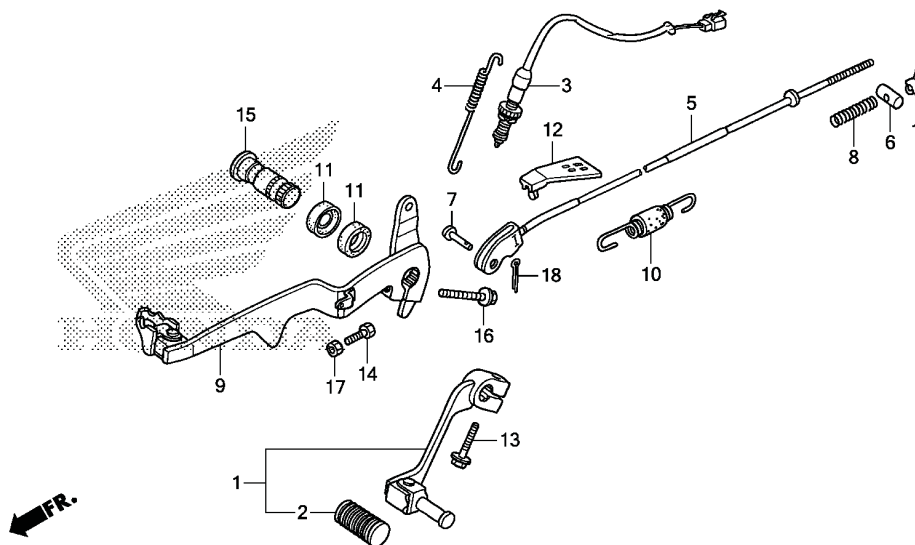


| Ref. No. | L.O.N. | Service Item                 | F.R.T. | Ref. No. | Part No.       | Description              | Reqd. Qty<br>XL200 <sub>E/F/G</sub> | Serial No. | Note |
|----------|--------|------------------------------|--------|----------|----------------|--------------------------|-------------------------------------|------------|------|
| 3        | 313120 | Muffler.....                 | 0.2    | 1        | 18291-KGA-E00  | Gasket, Ex. Pipe.....    | 1                                   |            |      |
| 4        | 313110 | Pipe, Exhaust.....           | 0.2    | 2        | 18292-KPE-900  | Packing, Protector.....  | 8                                   |            |      |
| 5        | 3131A6 | Protector, Exhaust Pipe..... | 0.1    | 3        | 18310-KBB-951  | Muffler Comp. ....       | 1                                   |            |      |
|          |        |                              |        | 4        | 18320-KBB-950  | Pipe, Ex. ....           | 1                                   |            |      |
|          |        |                              |        | 5        | 18321-KY7-000  | Protector, Ex. Pipe..... | 1                                   |            |      |
|          |        |                              |        | 6        | 18355-KBB-900  | Protector, Muffler.....  | 1                                   |            |      |
|          |        |                              |        | 7        | 18374-ML0-000  | Band, L. Ex. Pipe.....   | 1                                   |            |      |
|          |        |                              |        | 8        | 18392-HA7-710  | Packing, Ex. ....        | 1                                   |            |      |
|          |        |                              |        | 9        | 83512-KPS-730  | Rubber, Side Cover.....  | 2                                   |            |      |
|          |        |                              |        | 10       | 90033-GHR-680  | Bolt, Flange, 8x20.....  | 1                                   |            |      |
|          |        |                              |        | 11       | 90208-GHR-650  | Nut, Flange, 10mm.....   | 1                                   |            |      |
|          |        |                              |        | 12       | 90304-KBB-900  | Nut, Cap, 7mm.....       | 2                                   |            |      |
|          |        |                              |        | 13       | 90504-MCG-600  | Washer, Plain, 6mm.....  | 2                                   |            |      |
|          |        |                              |        | 14       | 94101-06200    | Washer, Plain, 6mm.....  | 2                                   |            |      |
|          |        |                              |        | 15       | 95701-08032-02 | Bolt, Flange, 8x32.....  | 1                                   |            |      |
|          |        |                              |        | 16       | 95701-10016-00 | Bolt, Flange, 10x16..... | 1                                   |            |      |
|          |        |                              |        | 17       | 96001-06012-02 | Bolt, Flange, 6x12.....  | 4                                   |            |      |



# FRAME GROUP

## F-18 Pedal



KBB7F1800

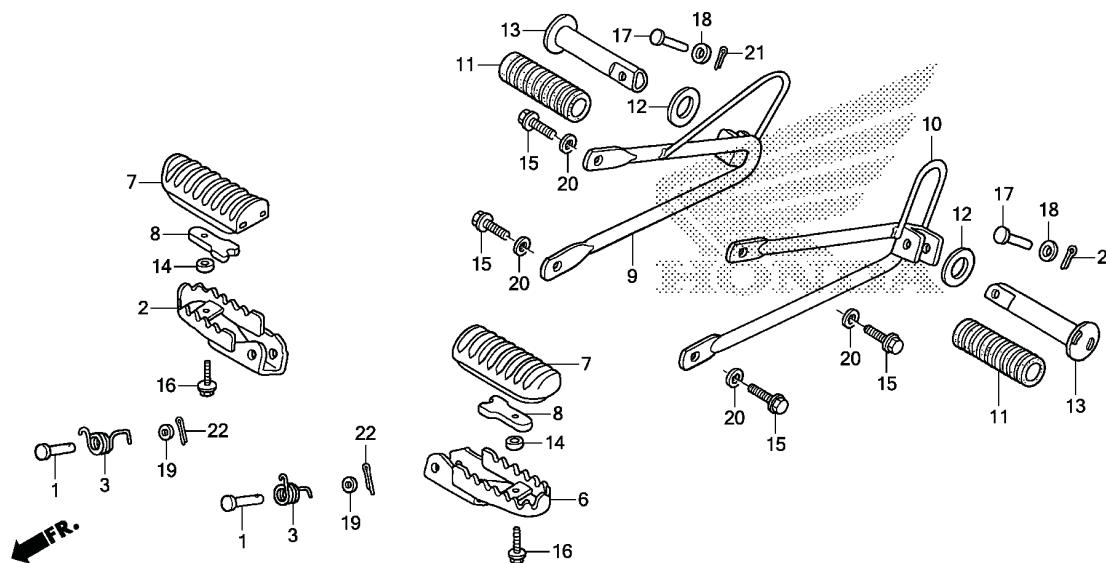
3

| Ref. No. | L.O.N. | Service Item                        | F.R.T. | Ref. No. | Part No.      | Description                      | Reqd. Qty<br>XL200 <sub>E/F/G</sub> | Serial No. | Note |
|----------|--------|-------------------------------------|--------|----------|---------------|----------------------------------|-------------------------------------|------------|------|
| 1        | 4101A1 | Pedal Gear, Change.....             | 0.1    | 1        | 24700-KBB-900 | Pedal Assy., Change.....         | 1                                   |            |      |
| 3        | 6151B5 | Switch, Rear Stop: Pedal Side ..... | 0.3    | 2        | 24781-KE1-000 | Rubber, Change Pedal .....       | 1                                   |            |      |
| 5        | 811135 | Rod, Rear Brake .....               | 0.3    | 3        | 35350-KBB-900 | Switch Assy., Rr. Stop.....      | 1                                   |            |      |
| 9        | 810160 | Pedal, Rear Brake .....             | 0.5    | 4        | 35357-KBB-950 | Spring, Stop Switch.....         | 1                                   |            |      |
|          |        |                                     |        | 5        | 43451-KBB-950 | Rod Comp., Rr. Brake .....       | 1                                   |            |      |
|          |        |                                     |        | 6        | 43453-KGA-K00 | Joint B, Brake Arm.....          | 1                                   |            |      |
|          |        |                                     |        | 7        | 43453-KPS-900 | Pin C, Joint.....                | 1                                   |            |      |
|          |        |                                     |        | 8        | 43472-KGA-K00 | Spring A, Brake Rod .....        | 1                                   |            |      |
|          |        |                                     |        | 9        | 46500-KBB-950 | Pedal Comp., Brake .....         | 1                                   |            |      |
|          |        |                                     |        | 10       | 46513-KPS-900 | Spring Set, Brake Pedal.....     | 1                                   |            |      |
|          |        |                                     |        | 11       | 46525-KK0-003 | Dust Seal, 17x20x2.5.....        | 2                                   |            |      |
|          |        |                                     |        | 12       | 46526-KY7-000 | Protector, Middle Arm .....      | 1                                   |            |      |
|          |        |                                     |        | 13       | 90010-ML0-720 | Bolt, Flange, 6x20.....          | 1                                   |            |      |
|          |        |                                     |        | 14       | 90101-KBB-900 | Bolt, Hex., 6x25 .....           | 1                                   |            |      |
|          |        |                                     |        | 15       | 90101-KW8-900 | Shaft, Rr. Brake Pivot.....      | 1                                   |            |      |
|          |        |                                     |        | 16       | 90155-KBB-900 | Bolt, Flange, 8x26.....          | 1                                   |            |      |
|          |        |                                     |        | 17       | 90202-GHR-630 | Nut, Hex., 6mm .....             | 1                                   |            |      |
|          |        |                                     |        | 18       | 94201-20120   | Pin, Split, 2.0x12 .....         | 1                                   |            |      |
|          |        |                                     |        | 19       | 95015-42000   | Nut B, Brake Rod Adjusting ..... | 1                                   |            |      |



# FRAME GROUP

## F-19 Step



KBB7F1900

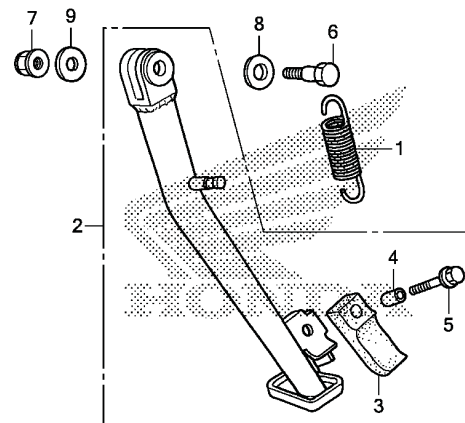
| Ref. No. | L.O.N. | Service Item                      | F.R.T. | Ref. No. | Part No.      | Description                         | Reqd. Qty<br>XL200 <sub>E/F/G</sub> | Serial No. | Note |
|----------|--------|-----------------------------------|--------|----------|---------------|-------------------------------------|-------------------------------------|------------|------|
| 2        | 4101C6 | Bar, Main Step: Right.....        | 0.2    | 1        | 50603-033-010 | Pin, Step Bar Joint.....            | 2                                   |            |      |
| 6        | 4101C5 | Bar, Main Step: Left.....         | 0.2    | 2        | 50612-KBB-900 | Step Comp., R.....                  | 1                                   |            |      |
|          | 4101J1 | Bar, Main Step: Both.....         | 0.3    | 3        | 50617-466-000 | Spring, Step Return.....            | 2                                   |            |      |
| 7        | 4101D3 | Rubber, Step: Left.....           | 0.1    |          |               |                                     |                                     |            |      |
|          | 4101D4 | Rubber, Step: Right.....          | 0.1    | 6        | 50642-KBB-900 | Step Comp., L.....                  | 1                                   |            |      |
|          | 4101L8 | Rubber, Step: Both.....           | 0.2    | 7        | 50661-KRH-D20 | Rubber, Step.....                   | 2                                   |            |      |
| 9        | 4101D0 | Bracket, Pillion Step: Right..... | 0.1    | 8        | 50662-KAS-900 | Plate, Step Rubber Setting.....     | 2                                   |            |      |
| 10       | 4101C9 | Bracket, Pillion Step: Left.....  | 0.1    | 9        | 50701-KFC-900 | Bracket Comp., R. Pillion Step..... | 1                                   |            |      |
|          | 4101K4 | Bracket, Pillion Step: Both.....  | 0.2    | 10       | 50702-KFC-900 | Bracket Comp., L. Pillion Step..... | 1                                   |            |      |
| 13       |        | (11)                              |        |          |               |                                     |                                     |            |      |
|          | 4101C7 | Bar, Pillion Step: Left.....      | 0.1    | 11       | 50710-KB7-000 | Rubber, Pillion Step.....           | 2                                   |            |      |
|          | 4101C8 | Bar, Pillion Step: Right.....     | 0.1    | 12       | 50712-405-000 | Washer, Pillion Step.....           | 2                                   |            |      |
|          | 4101P4 | Bar, Pillion Step: Both.....      | 0.2    | 13       | 50715-KW8-920 | Bar, Pillion Step.....              | 2                                   |            |      |
|          |        |                                   |        | 14       | 52156-KAS-900 | Collar, 6.5x4.....                  | 2                                   |            |      |
|          |        |                                   |        | 15       | 90033-GHR-E70 | Bolt, Flange, 8x18.....             | 4                                   |            |      |
|          |        |                                   |        | 16       | 90112-GW3-000 | Bolt, Flange, 6x14.....             | 2                                   |            |      |
|          |        |                                   |        | 17       | 90131-GCE-E40 | Pin A, Pillion Step.....            | 2                                   |            |      |
|          |        |                                   |        | 18       | 90231-GHR-630 | Washer, Plain, 6mm.....             | 2                                   |            |      |
|          |        |                                   |        | 19       | 90231-GHR-640 | Washer, Plain, 8mm.....             | 2                                   |            |      |
|          |        |                                   |        | 20       | 94101-08700   | Washer, Plain, 8mm.....             | 4                                   |            |      |
|          |        |                                   |        | 21       | 94201-16150   | Pin, Split, 1.6x15.....             | 2                                   |            |      |
|          |        |                                   |        | 22       | 94201-20150   | Pin, Split, 2.0x15.....             | 2                                   |            |      |



# FRAME GROUP

## F-20

### Side Stand



KBB7F2000

3

| Ref. No. | L.O.N. | Service Item            | F.R.T. | Ref. No. | Part No.      | Description                        | Reqd. Qty<br>XL200E/F/G | Serial No. | Note  |
|----------|--------|-------------------------|--------|----------|---------------|------------------------------------|-------------------------|------------|-------|
| 1        | 410182 | Spring, Side Stand..... | 0.1    | 1        | 50535-ML6-670 | Spring, Side Stand .....           | 1                       | .....      | ..... |
| 2        | 410180 | Bar, Side Stand .....   | 0.2    | 2        | 50540-KBB-980 | Bar Assy., Side Stand.....         | 1                       | .....      | ..... |
|          |        |                         |        | 3        | 50548-KRE-690 | Rubber, Stand .....                | 1                       | .....      | ..... |
|          |        |                         |        | 4        | 50549-356-700 | Collar, Stand Rubber Setting ..... | 1                       | .....      | ..... |
|          |        |                         |        | 5        | 90032-GHR-F00 | Bolt, Flange, 6x25.....            | 1                       | .....      | ..... |
|          |        |                         |        | 6        | 90108-KV6-000 | Screw, Side Stand Pivot .....      | 1                       | .....      | ..... |
|          |        |                         |        | 7        | 90304-GE8-003 | Nut, U, 10mm (FUSERASHI) .....     | 1                       | .....      | ..... |
|          |        |                         |        | 8        | 90501-MF9-710 | Washer, Thrust, 24x13.....         | 1                       | .....      | ..... |
|          |        |                         |        | 9        | 90502-MF9-710 | Washer, Thrust, 24x10 .....        | 1                       | .....      | ..... |

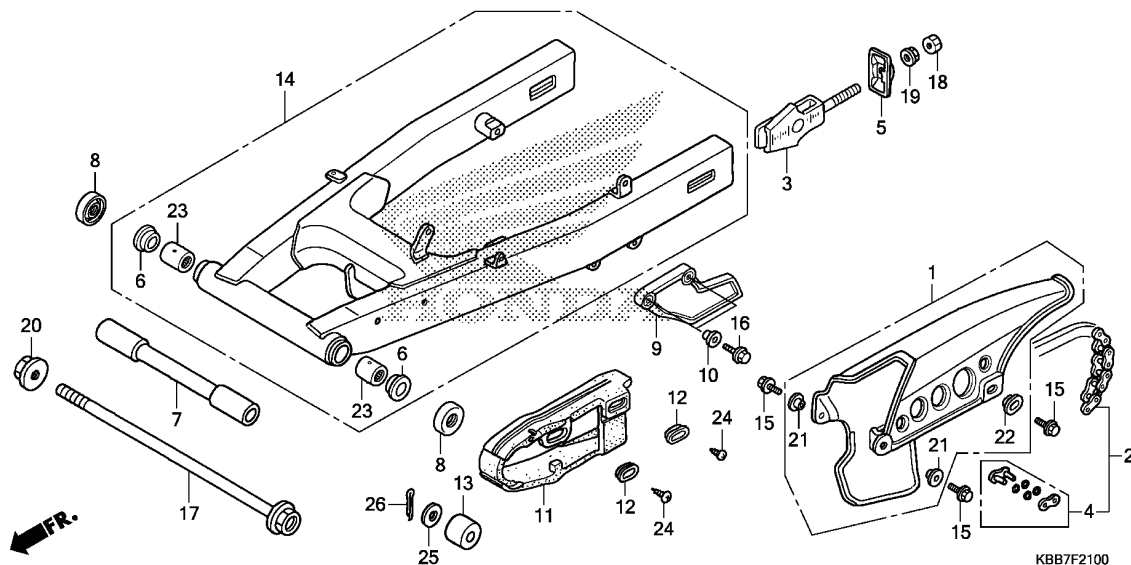




# FRAME GROUP

## F-21

### Swingarm/Chain Case



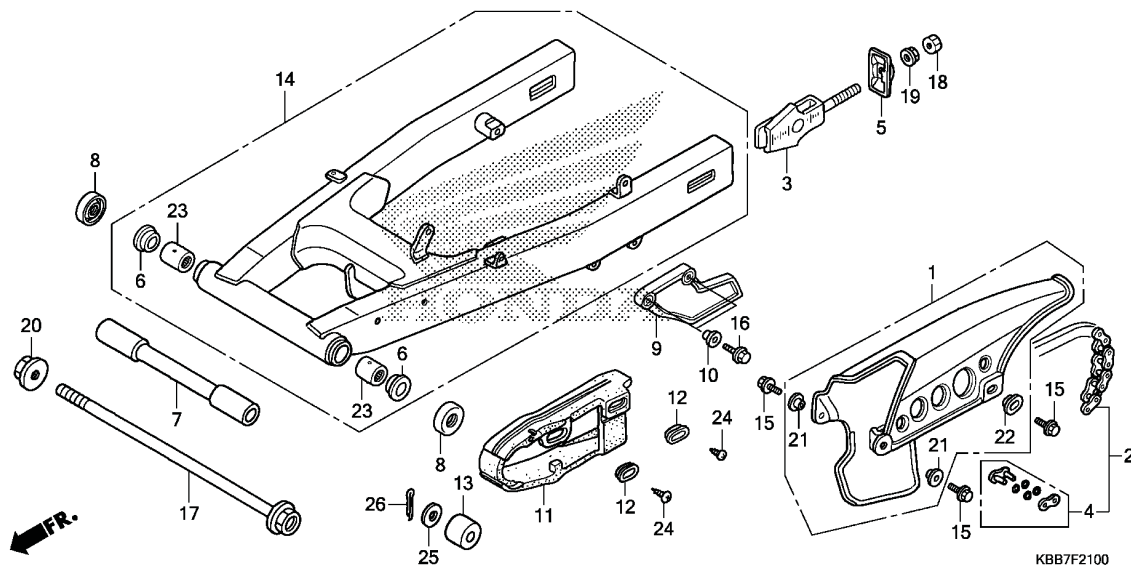
| Ref. No. | L.O.N. | Service Item                         | F.R.T. | Ref. No. | Part No.      | Description  | Reqd. Qty<br>XL200E/F/G | Serial No. | Note |
|----------|--------|--------------------------------------|--------|----------|---------------|--|-------------------------|------------|------|
| 1        | 410195 | Case, Drive Chain .....              | 0.1    | 1        | 40510-KBB-950 | Case, Drive Chain .....  | 1                       |            |      |
| 2        | 213165 | Chain, Drive .....                   | 0.4    | 2        | 40540-KPM-305 | Chain, Drive (DAIDO) (DID520V-120ZB)<br>(Standard Link 108L) ..... |                         |            |      |
| 7        | 5121H5 | Collar, Swingarm .....               | 0.6    |          |               |  |                         |            |      |
| 9        | 4101J3 | Guard, Chain .....                   | 0.1    | 3        | 40543-KBW-950 | Adjuster, Chain .....  | 2                       |            |      |
| 11       | 4101E5 | Slider, Chain .....                  | 0.3    | 4        | 40545-KPM-305 | Joint, Drive Chain (DAIDO) .....                                   | 1                       |            |      |
| 14       | 5121B0 | Swingarm Assembly .....              | 0.9    | 5        | 40546-KW8-900 | Cap, Rr. Fork End .....  | 2                       |            |      |
| 23       | 5121C8 | Bearing, Swingarm Pivot: Left .....  | 1.0    |          |               |  |                         |            |      |
|          | 5121C9 | Bearing, Swingarm Pivot: Right ..... | 1.0    | 6        | 52109-430-300 | Bush, Pivot Thrust .....   | 2                       |            |      |
|          | 5121D0 | Bearing, Swingarm Pivot: Both .....  | 1.2    | 7        | 52141-KY7-000 | Collar, Rr. Fork Center .....                                      | 1                       |            |      |
|          |        |                                      |        | 8        | 52144-356-003 | Cap, Swingarm Dust Seal (ARAI) .....                               | 2                       |            |      |
|          |        |                                      |        |          | 52144-356-005 | Cap, Swingarm Dust Seal (NOK) .....                                | 2                       |            |      |
|          |        |                                      |        | 9        | 52156-KB7-000 | Guard, Chain .....   | 1                       |            |      |
|          |        |                                      |        | 10       | 52159-KB7-000 | Collar, Chain Guard .....  | 2                       |            |      |
|          |        |                                      |        | 11       | 52170-KBB-901 | Slider, Chain .....  | 1                       |            |      |
|          |        |                                      |        | 12       | 52171-KR6-000 | Washer, Chain Slider .....   | 2                       |            |      |
|          |        |                                      |        | 13       | 52175-KBB-900 | Slider, Chain Lower .....  | 1                       |            |      |
|          |        |                                      |        | 14       | 52200-KBB-930 | Swingarm Set, Rr. ....   | 1                       |            |      |
|          |        |                                      |        | 15       | 90032-GHR-630 | Bolt, Flange, 6x10 .....   | 3                       |            |      |
|          |        |                                      |        | 16       | 90032-GHR-680 | Bolt, Flange, 6x20 .....   | 2                       |            |      |
|          |        |                                      |        | 17       | 90121-KY7-000 | Bolt, Rr. Fork Pivot .....   | 1                       |            |      |
|          |        |                                      |        | 18       | 90203-GHR-640 | Nut, Hex., 8mm .....   | 2                       |            |      |
|          |        |                                      |        | 19       | 90208-GHR-640 | Nut, Flange, 8mm .....   | 2                       |            |      |
|          |        |                                      |        | 20       | 90305-GE8-003 | Nut, U, 14mm .....   | 1                       |            |      |



# FRAME GROUP

## F-21

### Swingarm/Chain Case



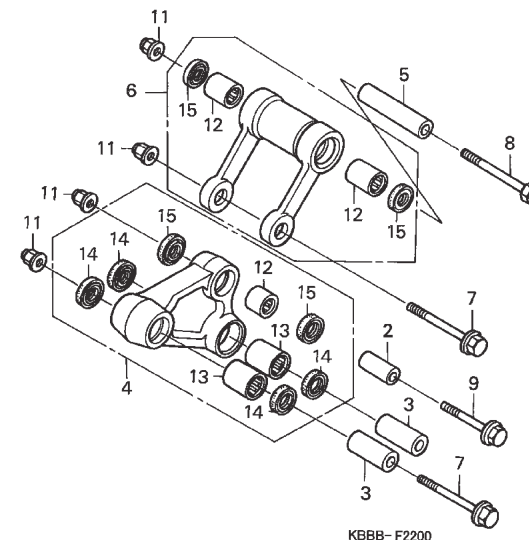
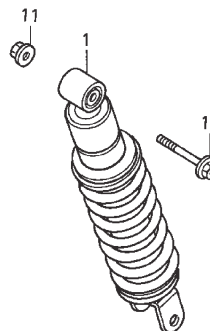
| Ref. No. | L.O.N. | Service Item | F.R.T. | Ref. No. | Part No.      | Description                              | Reqd. Qty<br>XL200E/F/G | Serial No. | Note  |
|----------|--------|--------------|--------|----------|---------------|--|-------------------------|------------|-------|
|          |        |              |        | 21       | 90512-300-000 | Washer, 6x20 .....                       | 2                       | .....      | ..... |
|          |        |              |        | 22       | 90513-323-000 | Washer, 6x9 .....                        | 1                       | .....      | ..... |
|          |        |              |        | 23       | 91071-MA0-003 | Bearing, Swingarm Pivot (NTN) .....      | 2                       | .....      | ..... |
|          |        |              |        |          | 91071-MA0-004 | Bearing, Swingarm Pivot (Thompson) ..... | 2                       | .....      | ..... |
|          |        |              |        | 24       | 93901-25080   | Screw, Tapping, 5x8 .....                | 2                       | .....      | ..... |
|          |        |              |        | 25       | 94102-08700   | Washer, Plain, 8mm .....                 | 1                       | .....      | ..... |
|          |        |              |        | 26       | 94201-20150   | Pin, Split, 2.0x15 .....                 | 1                       | .....      | ..... |



# FRAME GROUP

## F-22

### Rear Cushion



KBBB-F2200

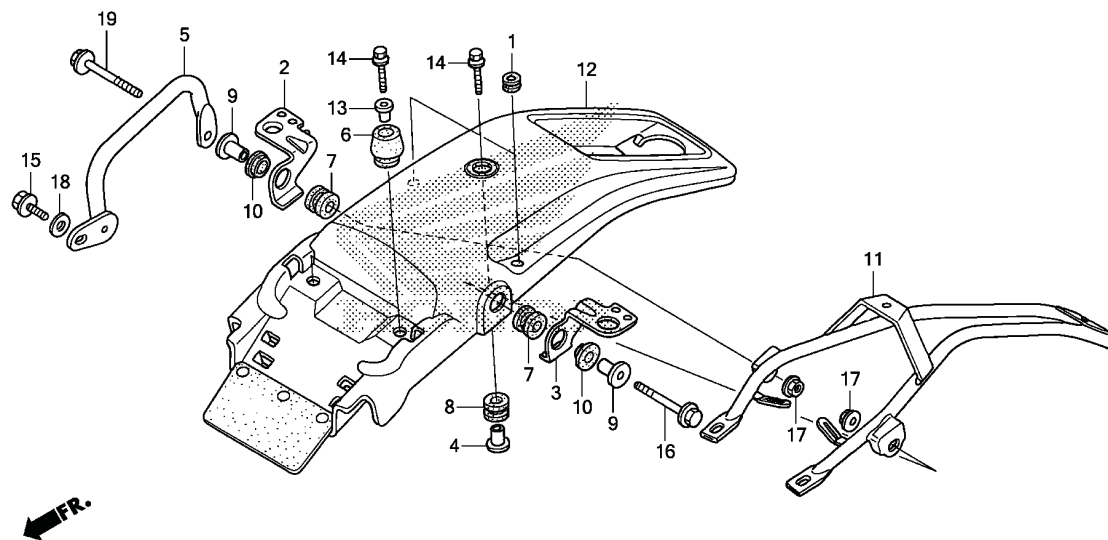
| Ref. No. | L.O.N.  | Service Item                            | F.R.T. | Ref. No. | Part No.        | Description                           | Reqd. Qty<br>XL200 <sub>E/F/G</sub> | Serial No. | Note |
|----------|---------|---|--------|----------|-----------------|---------------------------------------|-------------------------------------|------------|------|
| 1        | 512115  | Cushion Assy., Rear .....               | 0.5    | 1        | 52400-KBB-981ZA | Cushion Assy., Rr.                    |                                     |            |      |
| 4        |         | (2, 3)                                  |        |          |                 | *R-134* ..... Fighting Red            | 1                                   |            |      |
|          | 512140  | Arm, Cushion .....                      | 0.4    | 2        | 52463-KY7-000   | Collar B, Cushion Arm .....           | 1                                   |            |      |
|          |         | (5)                                     |        | 3        | 52464-KY7-000   | Collar A, Cushion Arm .....           | 2                                   |            |      |
|          | 512145  | Rod, Cushion Connecting .....           | 0.4    | 4        | 52469-KBB-305   | Arm Set, Cushion .....                | 1                                   |            |      |
| 12       |         | (13)                                    |        | 5        | 52473-KY7-000   | Collar, Cushion Connecting Rod .....  | 1                                   |            |      |
|          | 5121D4  | Bearing, Cushion Connecting Rod.....    | 0.6    | 6        | 52479-KBB-305   | Rod Set, Cushion Connecting .....     | 1                                   |            |      |
|          | 5121D4A | • Replace 1 bearing add.....            | 0.2    | 7        | 90130-KBB-900   | Bolt, Flange, 10x76 .....             | 2                                   |            |      |
|          | 512146  | Bearing, Cushion Arm.....               | 0.6    | 8        | 90150-KBB-950   | Bolt, Hex., 10x94 .....               | 1                                   |            |      |
|          | 512146A | • Replace 1 bearing add.....            | 0.2    | 9        | 90153-KBB-900   | Bolt, Flange, 10x53 .....             | 1                                   |            |      |
|          | 5121D3  | Bearing, Cushion Arm: For 1 vehicle.... | 1.0    | 10       | 90157-KB7-940   | Bolt, Flange, 10x65 .....             | 1                                   |            |      |
|          |         |   |        | 11       | 90304-GE8-003   | Nut, U, 10mm (FUSERASHI) .....        | 5                                   |            |      |
|          |         |   |        | 12       | 91071-KBB-901   | Bearing, Needle, 16x22x19 (NTN) ..... | 3                                   |            |      |
|          |         |   |        |          | 91071-KBB-902   | Bearing, Needle, 16x22x19 (NSK).....  | 3                                   |            |      |
|          |         |   |        | 13       | 91078-KN5-003   | Bearing, Cushion Arm (NTN).....       | 2                                   |            |      |
|          |         |   |        | 14       | 91205-KA3-711   | Oil Seal, 16.5x25x5 (ARAI) .....      | 4                                   |            |      |
|          |         |   |        |          | 91205-KA3-712   | Oil Seal, 16.5x25x5 (NOK).....        | 4                                   |            |      |
|          |         |   |        | 15       | 91251-KY7-003   | Dust Seal, 16x23x3.5 .....            | 4                                   |            |      |



# FRAME GROUP

## F-23

### Rear Fender



KBB7F2300

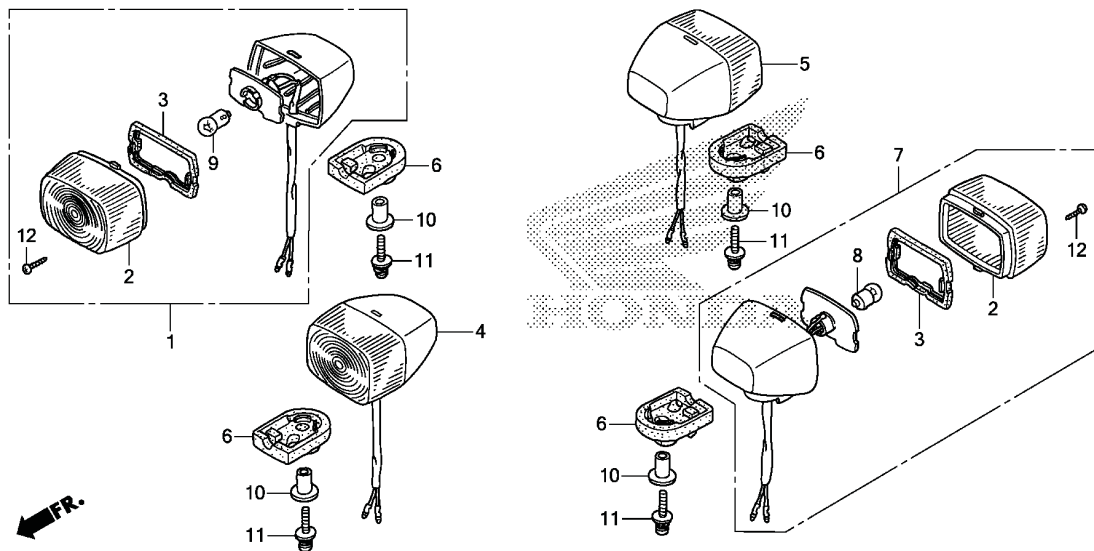
3

| Ref. No. | L.O.N. | Service Item           | F.R.T. | Ref. No. | Part No.        | Description                         | Reqd. Qty<br>XL200E/F/G | Serial No. | Note  |
|----------|--------|------------------------|--------|----------|-----------------|-------------------------------------|-------------------------|------------|-------|
| 5        | 4131F4 | Rail, Grab: Right..... | 0.1    | 1        | 19034-MB3-000   | Grommet, Radiator Setting.....      | 2                       |            |       |
| 11       | 4131M7 | Stay, Rear Fender..... | 0.3    | 2        | 33605-KBB-900   | Stay, R. Rr. Winker.....            | 1                       |            |       |
| 12       | 413102 | Fender, Rear.....      | 0.4    | 3        | 33606-KBB-900   | Stay, L. Rr. Winker.....            | 1                       |            |       |
|          |        |                        |        | 4        | 40521-437-000   | Collar, Chain Case Tail.....        | 1                       |            |       |
|          |        |                        |        | 5        | 50311-KBB-900ZE | Grip, R. Rr.<br>*NH1*.....          | 1                       |            | Black |
|          |        |                        |        | 6        | 61103-KBB-900   | Rubber A, Rr. Fender Mounting.....  | 2                       |            |       |
|          |        |                        |        | 7        | 80102-KB7-000   | Rubber, Mounting.....               | 2                       |            |       |
|          |        |                        |        | 8        | 80102-KV2-900   | Rubber, Mounting.....               | 1                       |            |       |
|          |        |                        |        | 9        | 80103-KBB-900   | Collar, Rr. Winker Setting.....     | 2                       |            |       |
|          |        |                        |        | 10       | 80104-KBB-900   | Rubber, Rr. Winker Mounting.....    | 2                       |            |       |
|          |        |                        |        | 11       | 80110-KBB-900   | Pipe Comp., Rr. Fender Support..... | 1                       |            |       |
|          |        |                        |        | 12       | 80200-KBB-980ZD | Fender Comp., Rr.<br>*NH1*.....     | 1                       |            | Black |
|          |        |                        |        | 13       | 83505-MN0-000   | Collar, Cover Mounting.....         | 2                       |            |       |
|          |        |                        |        | 14       | 90032-GHR-700   | Bolt, Flange, 6x25.....             | 3                       |            |       |
|          |        |                        |        | 15       | 90033-GHR-660   | Bolt, Flange, 8x16.....             | 1                       |            |       |
|          |        |                        |        | 16       | 90033-GHR-F60   | Bolt, Flange, 8x40.....             | 1                       |            |       |
|          |        |                        |        | 17       | 90208-GHR-640   | Nut, Flange, 8mm.....               | 2                       |            |       |
|          |        |                        |        | 18       | 90231-GHR-640   | Washer, Plain, 8mm.....             | 1                       |            |       |
|          |        |                        |        | 19       | 95701-08045-07  | Bolt, Flange, 8x45.....             | 1                       |            |       |



# FRAME GROUP

## F-24 Winker



KBB7F2400

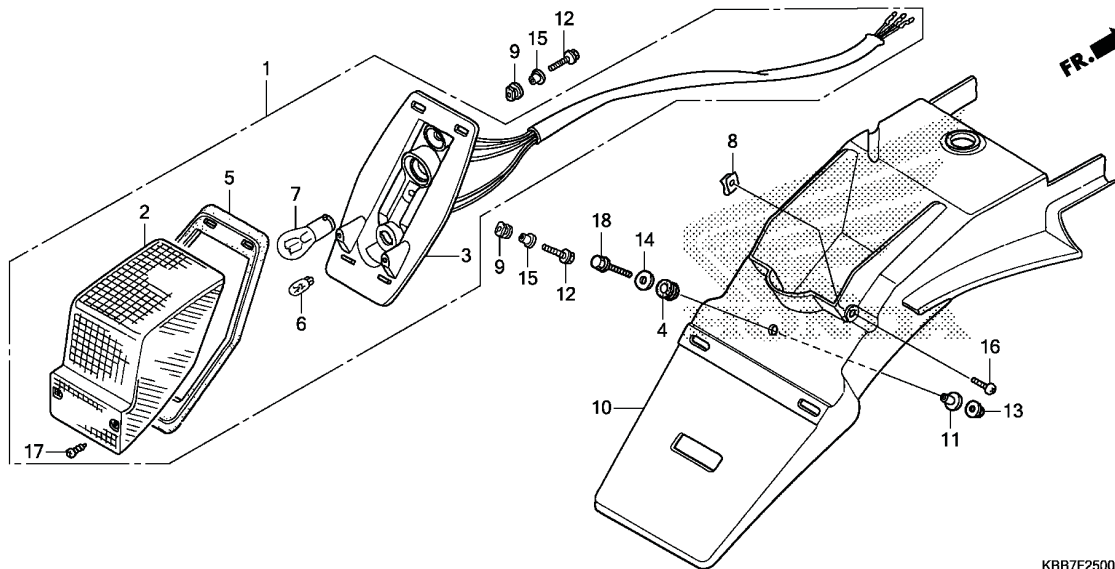
| Ref. No. | L.O.N. | Service Item                      | F.R.T. | Ref. No. | Part No.      | Description                           | Reqd. Qty<br>XL200E/F/G | Serial No. | Note |
|----------|--------|-----------------------------------|--------|----------|---------------|---------------------------------------|-------------------------|------------|------|
| 1        | 6161C4 | Winker: Right Front .....         | 0.2    | 1        | 33400-KBB-900 | Winker Assy., R. Fr. (12V/10W) .....  | 1                       |            |      |
| 4        | 6161C3 | Winker: Left Front .....          | 0.2    | 2        | 33402-KBB-900 | Lens, Winker .....                    | 4                       |            |      |
|          | 6161C5 | Winker: Both Front.....           | 0.3    | 3        | 33403-KBB-900 | Packing, Lens.....                    | 4                       |            |      |
|          | 6161C7 | Winker: Right Rear .....          | 0.2    | 4        | 33450-KBB-900 | Winker Assy., L. Fr. (12V/10W) .....  | 1                       |            |      |
|          | 6161C6 | Winker: Left Rear .....           | 0.2    | 5        | 33600-KBB-900 | Winker Assy., R. Rr. (12V/10W).....   | 1                       |            |      |
|          | 6161C8 | Winker: Both Rear.....            | 0.3    |          |               |                                       |                         |            |      |
| 8        |        | (2, 3)                            |        | 6        | 33611-KBB-900 | Rubber, Winker.....                   | 4                       |            |      |
|          | 616139 | Bulb, Winker: Rear.....           | 0.1    | 7        | 33650-KBB-900 | Winker Assy., L. Rr. (12V/10W) .....  | 1                       |            |      |
|          |        | • Note: Same time for two units   |        | 8        | 34905-271-000 | Bulb, Winker (12V/10W) (Stanley)..... | 2                       |            |      |
| 9        |        | (2, 3)                            |        | 9        | 34905-KBB-901 | Bulb, Winker (12V/10W) .....          | 2                       |            |      |
|          | 616133 | Bulb, Winker: Front.....          | 0.1    | 10       | 83505-MN0-000 | Collar, Cover Mounting .....          | 4                       |            |      |
|          |        | • Note: Same time for two units   |        |          |               |                                       |                         |            |      |
|          | 6161G0 | Bulb, Winker: For 1 vehicle ..... | 0.2    | 11       | 90103-KRE-710 | Screw-washer, 5x25 .....              | 4                       |            |      |
|          |        |                                   |        | 12       | 93901-22380   | Screw, Tapping, 3x12 .....            | 4                       |            |      |



# FRAME GROUP

## F-25

### Taillight



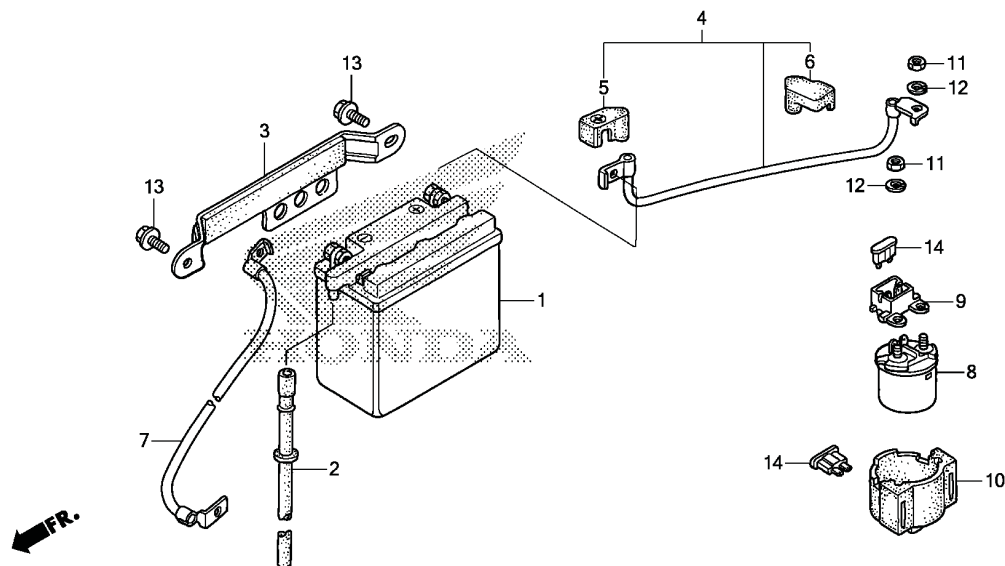
KBB7F2500

3

| Ref. No. | L.O.N. | Service Item         | F.R.T. | Ref. No. | Part No.       | Description  | Reqd. Qty<br>XL200E/F/G | Serial No. | Note |
|----------|--------|----------------------|--------|----------|----------------|--|-------------------------|------------|------|
| 1        | 6161D5 | Taillight Unit ..... | 0.3    | 1        | 33701-KBB-900  | Taillight Unit (12V 21/5W) .....                       | 1                       |            |      |
| 3        | 6161E2 | Base, Taillight..... | 0.3    | 2        | 33702-KBB-900  | Lens Comp., Taillight .....                            | 1                       |            |      |
| 7        |        | (2, 5)               |        | 3        | 33703-KW8-900  | Base Comp., Taillight .....                            | 1                       |            |      |
|          | 6161G1 | Bulb, Taillight..... | 0.1    | 4        | 33712-KT1-670  | Rubber, Taillight.....                                 | 1                       |            |      |
|          |        |                      |        | 5        | 33718-KBB-900  | Packing, Taillight Base .....                          | 1                       |            |      |
|          |        |                      |        | 6        | 34351-657-921  | Bulb (12V/5W) (Stanley).....                           | 1                       |            |      |
|          |        |                      |        | 7        | 34906-447-711  | Bulb, Tail & Stop Light (Stanley)<br>(12V 21/5W) ..... | 1                       |            |      |
|          |        |                      |        | 8        | 64527-KY2-700  | Nut, Clip, 4mm .....                                   | 2                       |            |      |
|          |        |                      |        | 9        | 80106-MG7-000  | Rubber, Taillight Mounting .....                       | 2                       |            |      |
|          |        |                      |        | 10       | 84701-KBB-900  | Bracket, Number Plate .....                            | 1                       |            |      |
|          |        |                      |        | 11       | 90003-438-850  | Collar C .....   | 1                       |            |      |
|          |        |                      |        | 12       | 90032-GHR-690  | Bolt, Flange, 6x22.....                                | 2                       |            |      |
|          |        |                      |        | 13       | 90208-GHR-630  | Nut, Flange, 6mm .....                                 | 1                       |            |      |
|          |        |                      |        | 14       | 90438-671-000  | Washer, Special, 6mm.....                              | 1                       |            |      |
|          |        |                      |        | 15       | 90502-KGA-E00  | Collar, 19x6.2x13.5 .....                              | 2                       |            |      |
|          |        |                      |        | 16       | 93500-04012-0G | Screw, Pan, 4x12.....                                  | 2                       |            |      |
|          |        |                      |        | 17       | 93901-34410    | Screw, Tapping, 4x16 .....                             | 2                       |            |      |
|          |        |                      |        | 18       | 95701-06022-07 | Bolt, Flange, 6x22.....                                | 1                       |            |      |

# FRAME GROUP

## F-26 Battery



KBB7F2600

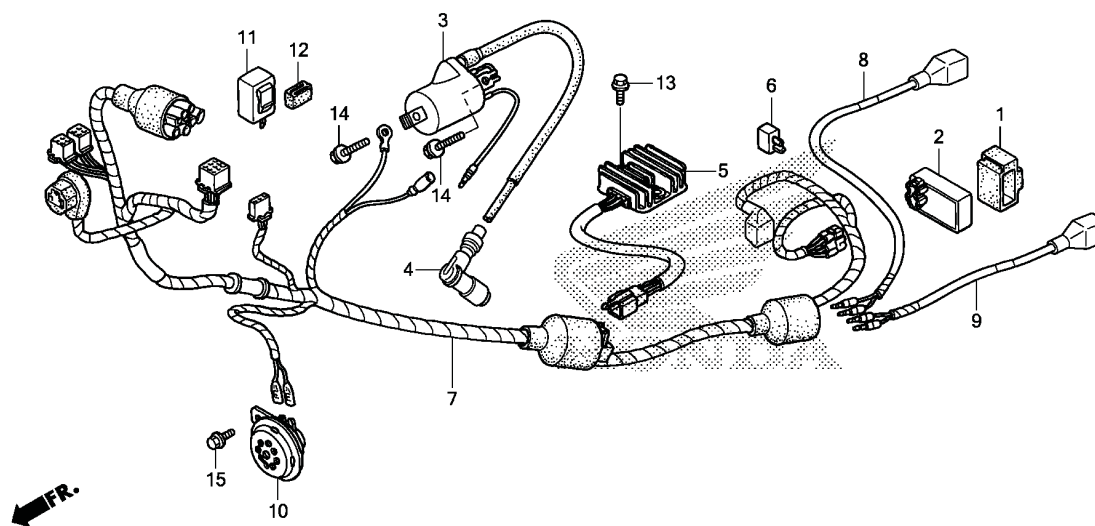
| Ref. No. | L.O.N. | Service Item                   | F.R.T. | Ref. No. | Part No.       | Description                         | Reqd. Qty<br>XL200 <sub>E/F/G</sub> | Serial No. | Note  |
|----------|--------|--------------------------------|--------|----------|----------------|-------------------------------------|-------------------------------------|------------|-------|
| 1        | 610100 | Battery.....                   | 0.2    | 1        | 31500-KW1-905  | Battery (YB7B-B YUASA) .....        | 1                                   | .....      | ..... |
| 7        | 610110 | Cable, Negative Battery .....  | 0.2    | 2        | 31502-KW8-900  | Tube, Battery Breather .....        | 1                                   | .....      | ..... |
| 8        | 615113 | Switch, Starter Magnetic ..... | 0.3    | 3        | 31510-KW8-900  | Band, Battery .....                 | 1                                   | .....      | ..... |
|          |        |                                |        | 4        | 32401-KW8-900  | Cable, Battery Relay .....          | 1                                   | .....      | ..... |
|          |        |                                |        | 5        | 32412-KW1-900  | Cover, Battery Terminal .....       | 1                                   | .....      | ..... |
|          |        |                                |        | 6        | 32416-MF5-000  | Cover B, Magnetic Switch .....      | 1                                   | .....      | ..... |
|          |        |                                |        | 7        | 32601-KBB-900  | Cable, Battery Earth .....          | 1                                   | .....      | ..... |
|          |        |                                |        | 8        | 35851-MF5-751  | Switch Comp., Starter Magnetic..... | 1                                   | .....      | ..... |
|          |        |                                |        | 9        | 35855-MG7-751  | Holder Assy., Fuse .....            | 1                                   | .....      | ..... |
|          |        |                                |        | 10       | 35856-MF5-751  | Rubber, Shock .....                 | 1                                   | .....      | ..... |
|          |        |                                |        | 11       | 90202-GHR-630  | Nut, Hex., 6mm .....                | 2                                   | .....      | ..... |
|          |        |                                |        | 12       | 90502-KGA-K00  | Washer, Spring, 6mm .....           | 2                                   | .....      | ..... |
|          |        |                                |        | 13       | 95701-06010-07 | Bolt, Flange, 6x10.....             | 2                                   | .....      | ..... |
|          |        |                                |        | 14       | 98200-31500    | Fuse, Blade (15A).....              | 2                                   | .....      | ..... |



# FRAME GROUP

## F-27

### Wire Harness



KBB7F2700

3

| Ref. No. | L.O.N. | Service Item                 | F.R.T. | Ref. No. | Part No.       | Description                                | Reqd. Qty<br>XL200E/F/G | Serial No. | Note |
|----------|--------|------------------------------|--------|----------|----------------|--|-------------------------|------------|------|
| 2        | 6141A1 | Ignition Control Module..... | 0.5    | 1        | 30401-KY7-000  | Cushion, C.D.I. Unit.....                  | 1                       |            |      |
| 3        | 614105 | Coil, Ignition.....          | 0.4    | 2        | 30410-KBB-901  | C.D.I. Unit (Shindengen).....              | 1                       |            |      |
| 5        | 6131B2 | Rectifier, Regulate.....     | 0.5    | 3        | 30500-KFC-901  | Coil, Ignition .....                       | 1                       |            |      |
| 6        | 6161B3 | Rectifier, Silicon .....     | 0.3    | 4        | 30700-GFP-901  | Cap Assy., Noise Suppressor.....           | 1                       |            |      |
| 7        | 611100 | Harness, Wire .....          | 1.2    | 5        | 31600-KBB-901  | Rectifier Assy., Regulate .....            | 1                       |            |      |
| 10       | 616169 | Horn .....                   | 0.1    | 6        | 31700-124-008  | Rectifier Assy., Silicon (Shindengen)..... | 1                       |            |      |
| 11       | 6111C3 | Relay, Winker .....          | 0.2    | 7        | 32100-KBB-900  | Harness, Wire.....                         | 1                       |            |      |
|          |        |                              |        | 8        | 33620-KBB-900  | Sub Cord, R. Winker.....                   | 1                       |            |      |
|          |        |                              |        | 9        | 33670-KBB-900  | Sub Cord, L. Winker.....                   | 1                       |            |      |
|          |        |                              |        | 10       | 38110-KB7-840  | Horn Comp.....                             | 1                       |            |      |
|          |        |                              |        | 11       | 38301-KFC-790  | Relay, Winker.....                         | 1                       |            |      |
|          |        |                              |        | 12       | 38306-KK4-000  | Suspension, Winker Relay (Mitsuba).....    | 1                       |            |      |
|          |        |                              |        | 13       | 90032-GHR-640  | Bolt, Flange, 6x12.....                    | 1                       |            |      |
|          |        |                              |        | 14       | 90040-GHR-680  | Bolt, Flange, 6x20.....                    | 2                       |            |      |
|          |        |                              |        | 15       | 95701-06010-07 | Bolt, Flange, 6x10.....                    | 1                       |            |      |

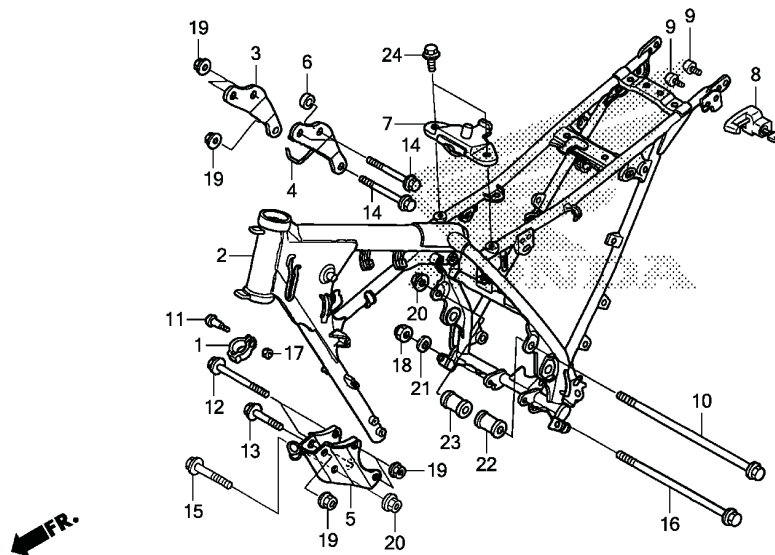




# FRAME GROUP

## F-28

### Frame Body



KBB7F2800

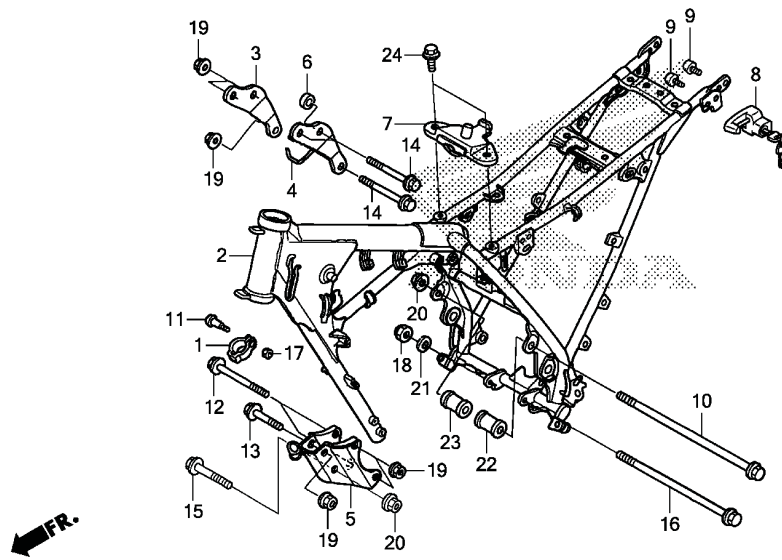
| Ref. No. | L.O.N. | Service Item   | F.R.T. | Ref. No. | Part No.        | Description                               | Reqd. Qty<br>XL200E/F/G | Serial No. | Note |
|----------|--------|--|--------|----------|-----------------|---|-------------------------|------------|------|
| 2        | 410100 | Body, Frame .....<br>• Includes: Engine removal and installation | 4.9    | 1        | 22878-KW8-900   | Clamper, Clutch Cable .....               | 1                       |            |      |
|          |        |  |        | 2        | 50100-KBB-980ZB | Body Comp., Frame<br>*NH1* .....          | 1                       |            |      |
| 8        | 410197 | Lock, Helmet .....   | 0.3    | 3        | 50201-KBB-900   | Plate, R. Upper Engine Hanger.....        | 1                       |            |      |
|          |        |  |        | 4        | 50202-KBB-900   | Plate, L. Upper Engine Hanger.....        | 1                       |            |      |
|          |        |  |        | 5        | 50203-KBB-900ZC | Plate, Fr. Engine Hanger<br>*NH1* .....   | 1                       |            |      |
|          |        |  |        | 6        | 50204-KBB-900   | Spacer, Engine Hanger .....               | 1                       |            |      |
|          |        |  |        | 7        | 50205-KBB-900ZC | Stay, Rr. Tank<br>*NH1* .....             | 1                       |            |      |
|          |        |  |        | 8        | 50710-KPE-731   | Holder Assy., Helmet .....                | 1                       |            |      |
|          |        |  |        | 9        | 90107-KW8-900   | Screw, Helmet Holder Setting (6x10) ..... | 2                       |            |      |
|          |        |  |        | 10       | 90109-KW8-900   | Bolt, Hex., 10x215 .....                  | 1                       |            |      |
|          |        |  |        | 11       | 90113-GE8-000   | Screw, Handle Lever Pivot.....            | 1                       |            |      |
|          |        |  |        | 12       | 90145-GC4-730   | Bolt, Flange, 8x85.....                   | 2                       |            |      |
|          |        |  |        | 13       | 90154-MA0-000   | Bolt, Flange, 8x60.....                   | 1                       |            |      |
|          |        |  |        | 14       | 90156-MA0-770   | Bolt, Flange, 8x65.....                   | 3                       |            |      |
|          |        |  |        | 15       | 90157-KB7-940   | Bolt, Flange, 10x65 .....                 | 1                       |            |      |
|          |        |  |        | 16       | 90181-KE7-000   | Bolt, Flange, 10x113.....                 | 1                       |            |      |
|          |        |  |        | 17       | 90201-GHR-620   | Nut, Hex., 5mm .....                      | 1                       |            |      |
|          |        |  |        | 18       | 90203-GHR-850   | Nut, Hex., 10mm.....                      | 1                       |            |      |
|          |        |  |        | 19       | 90208-GHR-640   | Nut, Flange, 8mm .....                    | 6                       |            |      |
|          |        |  |        | 20       | 90208-GHR-650   | Nut, Flange, 10mm .....                   | 2                       |            |      |



# FRAME GROUP

## F-28

### Frame Body



KBB7F2800

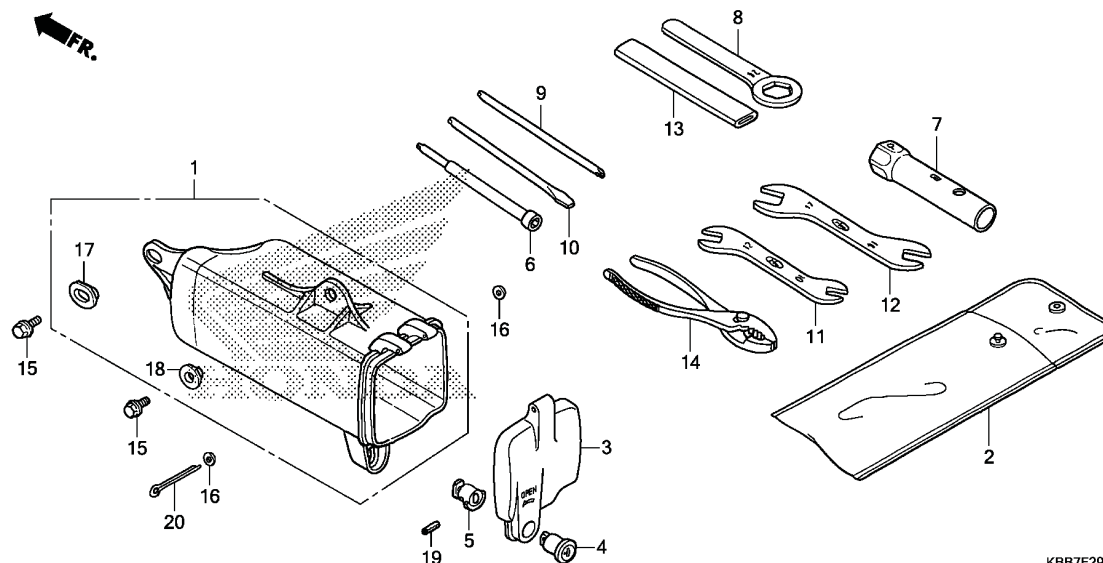
3

| Ref. No. | L.O.N. | Service Item | F.R.T. | Ref. No. | Part No.       | Description                      | Reqd. Qty<br>XL200 <sub>E/F/G</sub> | Serial No. | Note  |
|----------|--------|--------------|--------|----------|----------------|----------------------------------|-------------------------------------|------------|-------|
|          |        |              |        | 21       | 90441-MT3-000  | Washer, 10mm.....                | 1                                   | .....      | ..... |
|          |        |              |        | 22       | 90742-KW8-900  | Collar, L. Engine Distance ..... | 1                                   | .....      | ..... |
|          |        |              |        | 23       | 90743-KW8-900  | Collar, R. Engine Distance ..... | 1                                   | .....      | ..... |
|          |        |              |        | 24       | 95701-08014-00 | Bolt, Flange, 8x14.....          | 2                                   | .....      | ..... |



# FRAME GROUP

## F-29 Tool



KBB7F2900

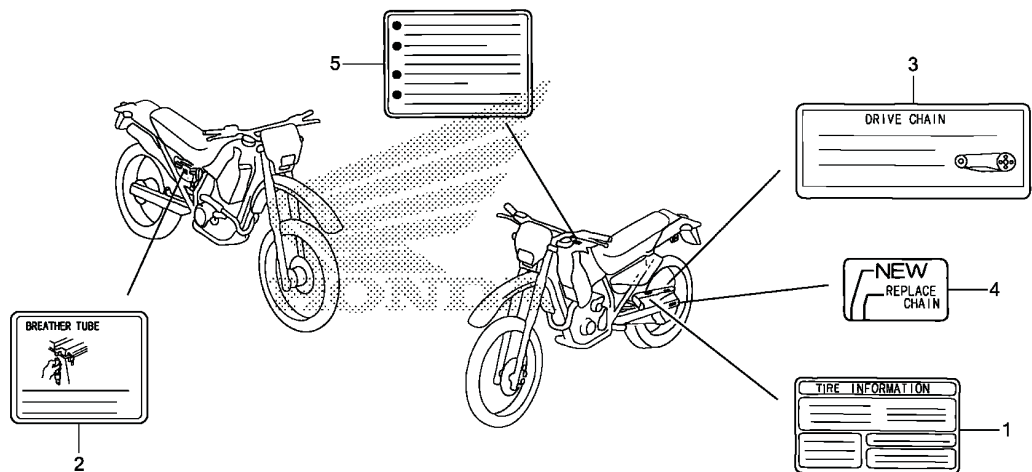
| Ref. No.            | L.O.N. | Service Item | F.R.T. | Ref. No. | Part No.      | Description                     | Reqd. Qty<br>XL200E/F/G | Serial No. | Note |
|---------------------|--------|--------------|--------|----------|---------------|---------------------------------|-------------------------|------------|------|
| No Information..... |        |              | -      | 1        | 83501-KB7-000 | Box, Tool.....                  | 1                       |            |      |
|                     |        |              |        | 2        | 83501-KRM-B91 | Bag, Tool, 160mm.....           | 1                       |            |      |
|                     |        |              |        | 3        | 83504-KB7-000 | Cap, Tool Box.....              | 1                       |            |      |
|                     |        |              |        | 4        | 83507-422-000 | Body, Key .....                 | 1                       |            |      |
|                     |        |              |        | 5        | 83508-438-000 | Stopper, Key Body .....         | 1                       |            |      |
|                     |        |              |        |          | 83508-MR4-900 | .....                           | 1                       |            |      |
|                     |        |              |        | 6        | 89211-MJ0-950 | Wrench, Box (8mm) .....         | 1                       |            |      |
|                     |        |              |        | 7        | 89217-KW8-910 | Wrench, Box (P18) .....         | 1                       |            |      |
|                     |        |              |        | 8        | 89218-KB7-900 | Wrench, Eye, 24mm .....         | 1                       |            |      |
|                     |        |              |        | 9        | 89222-443-900 | Driver 1 Plus Screw.....        | 1                       |            |      |
|                     |        |              |        | 10       | 89224-443-900 | Driver 3 Minus Screw.....       | 1                       |            |      |
|                     |        |              |        | 11       | 89225-KW8-900 | Spanner, 10x12.....             | 1                       |            |      |
|                     |        |              |        | 12       | 89226-KW8-900 | Spanner, 14x17.....             | 1                       |            |      |
|                     |        |              |        | 13       | 89228-443-900 | Handle, Eye Wrench, 120mm ..... | 1                       |            |      |
|                     |        |              |        | 14       | 89302-MJ0-940 | Pliers, 135 .....               | 1                       |            |      |
|                     |        |              |        | 15       | 90032-GHR-640 | Bolt, Flange, 6x12.....         | 2                       |            |      |
|                     |        |              |        | 16       | 90231-GHR-600 | Washer, Plain, 3mm .....        | 2                       |            |      |
|                     |        |              |        | 17       | 90501-KGA-E00 | Washer, 6x9.....                | 1                       |            |      |
|                     |        |              |        | 18       | 90512-300-000 | Washer, 6x20 .....              | 1                       |            |      |
|                     |        |              |        | 19       | 90751-KGA-K00 | Pin, Spring, 2x14.....          | 1                       |            |      |
|                     |        |              |        |          | 91501-MR4-900 | .....                           | 1                       |            |      |
|                     |        |              |        | 20       | 94201-30450   | Pin, Split, 3.0x45 .....        | 1                       |            |      |



# FRAME GROUP

## F-30

### Caution Label



KBB7F3000

3

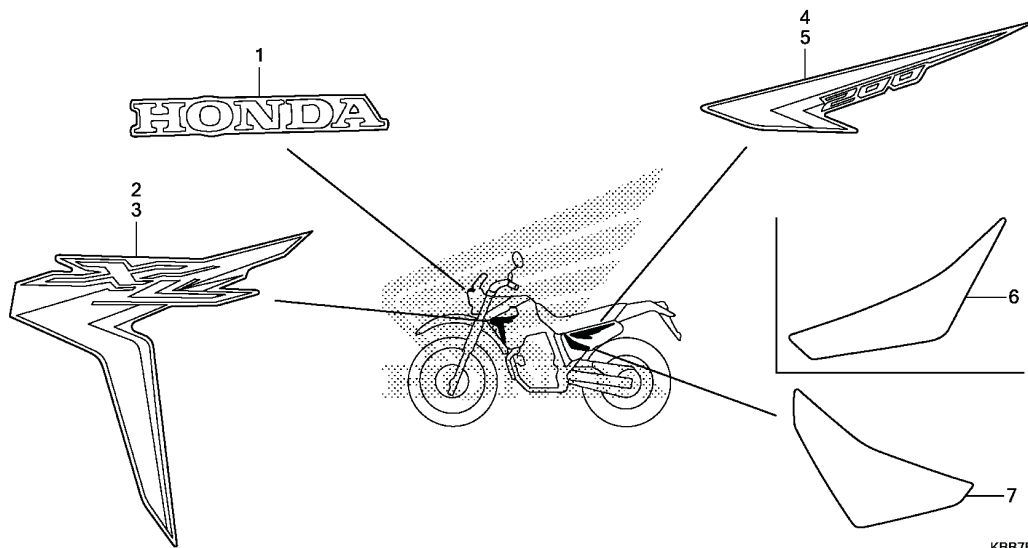
| Ref. No.            | L.O.N. | Service Item | F.R.T. | Ref. No. | Part No.      | Description                                 | Reqd. Qty<br>XL200 <sub>E/F/G</sub> | Serial No. | Note  |
|---------------------|--------|--------------|--------|----------|---------------|---|-------------------------------------|------------|-------|
| No Information..... |        |              | -      | 1        | 87505-KBB-980 | Label, Tire .....                           | 1                                   | .....      | ..... |
|                     |        |              |        | 2        | 87506-KFC-920 | Label, Battery.....                         | 1                                   | .....      | ..... |
|                     |        |              |        | 3        | 87507-KFC-920 | Label, Drive Chain.....                     | 1                                   | .....      | ..... |
|                     |        |              |        | 4        | 87508-MC8-670 | Label, Chain Adjuster .....                 | 1                                   | .....      | ..... |
|                     |        |              |        | 5        | 87560-MZ0-611 | Label, Drive C (English/French/Germany) ... | 1                                   | .....      | ..... |



# FRAME GROUP

## F-31

### Mark



KBB7F3100

| Ref. No.            | L.O.N. | Service Item | F.R.T. | Ref. No. | Part No.        | Description   | Reqd. Qty<br>XL200 <sub>E/F/G</sub> | Serial No. | Note |
|---------------------|--------|--------------|--------|----------|-----------------|---|-------------------------------------|------------|------|
| No Information..... | -      |              |        | 1        | 61310-KPE-900ZA | Mark, Honda<br>*Type 1*.....                              | 1                                   |            |      |
|                     |        |              |        | 2        | 86191-KBB-D40ZA | Stripe, R. Shroud<br>*Type 3*.....                        | 1                                   |            |      |
|                     |        |              |        |          | 86191-KBB-D40ZB | *Type 2*.....   | 1                                   |            |      |
|                     |        |              |        |          | 86191-KBB-D40ZC | *Type 1*.....   | 1                                   |            |      |
|                     |        |              |        | 3        | 86192-KBB-D40ZA | Stripe, L. Shroud<br>*Type 3*.....                        | 1                                   |            |      |
|                     |        |              |        |          | 86192-KBB-D40ZB | *Type 2*.....   | 1                                   |            |      |
|                     |        |              |        |          | 86192-KBB-D40ZC | *Type 1*.....   | 1                                   |            |      |
|                     |        |              |        | 4        | 86831-KBB-D40ZA | Stripe, R. Side Cover<br>*Type 2*.....                    | 1                                   |            |      |
|                     |        |              |        |          | 86831-KBB-D40ZB | *Type 1*.....   | 1                                   |            |      |
|                     |        |              |        | 5        | 86832-KBB-D40ZA | Stripe, L. Side Cover<br>*Type 2*.....                    | 1                                   |            |      |
|                     |        |              |        |          | 86832-KBB-D40ZB | *Type 1*.....   | 1                                   |            |      |
|                     |        |              |        | 6        | 87133-KBB-970ZC | Mark B, R. Side Cover<br>*NH105*..... Mat Black (#15-#20) | 1                                   |            |      |
|                     |        |              |        | 7        | 87134-KBB-970ZC | Mark B, L. Side Cover<br>*NH105*..... Mat Black (#15-#20) | 1                                   |            |      |

3



# PART NUMBER INDEX

| Part no.      | Block no. | Part no.      | Block no. | Part no.      | Block no. | Part no.      | Block no. |
|---------------|-----------|---------------|-----------|---------------|-----------|---------------|-----------|
| <b>06000</b>  |           | 12251-KBB-901 | E-1       | 14771-107-020 | E-2       | 16021-KBB-951 | E-15      |
| 06113-KBB-982 | EOP-1     | 12251-KBB-901 | EOP-1     | 14775-107-000 | E-2       | 16028-KBB-951 | E-15      |
| 06114-KBB-980 | EOP-1     | 12271-383-000 | E-1       | 14776-107-010 | E-2       | 16032-KBB-900 | E-15      |
| 06115-KBB-982 | EOP-2     | 12331-KW8-920 | E-1       | 14781-HA0-770 | E-2       | 16048-KB7-901 | E-15      |
| 06116-KBB-980 | EOP-2     | 12339-KT0-711 | E-1       | <b>15000</b>  |           | 16075-GHB-640 | E-15      |
| 06420-KHA-940 | F-12      | 12339-KT0-711 | EOP-1     | 15100-KBB-900 | E-7       | 16100-KBB-981 | E-15      |
| 06421-KHA-940 | F-12      | 12361-KPS-900 | E-1       | 15106-324-030 | E-7       | 16111-KBB-951 | E-15      |
| 06430-KFC-900 | F-11      | 12361-KPS-900 | E-11      | 15111-KBB-900 | E-7       | 16155-397-971 | E-15      |
| 06431-MA3-405 | F-9       | <b>13000</b>  |           | 15116-107-020 | E-7       | 16163-KCS-920 | E-15      |
| 06440-KHA-940 | F-10      | 13000-KBB-901 | E-12      | 15126-107-020 | E-7       | 16165-KBB-951 | E-15      |
| 06441-KHA-940 | F-10      | 13011-KBB-305 | E-12      | 15126-107-020 | EOP-2     | 16168-382-014 | E-15      |
| <b>11000</b>  |           | 13021-KBB-305 | E-12      | 15131-KBB-900 | E-7       | 16173-001-004 | F-13      |
| 11100-KBB-902 | E-11      | 13031-KBB-305 | E-12      | 15132-KY0-890 | E-7       | 16198-KBB-900 | E-15      |
| 11108-KW1-900 | E-13      | 13101-KBB-901 | E-12      | 15331-KPS-900 | E-7       | 16210-KBB-900 | E-1       |
| 11191-KBB-871 | E-11      | 13102-KBB-315 | E-12      | 15332-KPS-900 | E-7       | 16223-KPS-900 | E-1       |
| 11191-KBB-871 | EOP-2     | 13103-KBB-315 | E-12      | 15421-107-000 | E-11      | 16950-KBB-900 | F-13      |
| 11200-KBB-900 | E-11      | 13111-440-000 | E-12      | 15426-KPS-900 | E-11      | 16952-KBB-900 | F-13      |
| 11330-KBB-900 | E-5       | <b>14000</b>  |           | 15430-440-030 | E-7       | 16953-GG2-731 | F-13      |
| 11340-KW8-920 | E-8       | 14100-KBB-900 | E-2       | 15436-KRM-840 | E-7       | 16958-MA1-731 | F-13      |
| 11355-KW8-920 | E-8       | 14321-KN6-930 | E-3       | 15441-KCS-650 | E-7       | 16959-471-831 | F-13      |
| 11361-KBB-900 | E-8       | 14401-KBB-901 | E-3       | 15446-107-000 | E-7       | <b>17000</b>  |           |
| 11363-437-620 | E-8       | 14431-383-000 | E-2       | 15459-KWK-900 | E-7       | 17212-KBB-950 | F-16      |
| 11393-KBB-871 | E-5       | 14451-437-000 | E-2       | 15459-KWK-900 | EOP-2     | 17212-PA0-000 | F-16      |
| 11393-KBB-871 | EOP-2     | 14456-383-000 | E-2       | 15650-KBW-940 | E-5       | 17213-KB7-000 | F-16      |
| 11395-KCN-010 | E-8       | 14500-KBB-900 | E-3       | 15772-376-000 | F-16      | 17214-KV2-920 | F-16      |
| 11395-KCN-010 | EOP-2     | 14513-KBB-900 | E-3       | 15772-KPS-900 | F-16      | 17216-KBB-950 | F-16      |
| <b>12000</b>  |           | 14520-KCJ-661 | E-3       | 15772-MN1-670 | F-16      | 17219-KB7-000 | F-16      |
| 12000-KBW-941 | E-1       | 14523-KBB-901 | E-3       | <b>16000</b>  |           | 17220-KB7-000 | F-16      |
| 12100-KBB-900 | E-4       | 14523-KBB-901 | EOP-1     | 16010-428-671 | E-15      | 17222-KBB-900 | F-16      |
| 12191-KCN-010 | E-4       | 14535-437-000 | E-3       | 16012-KBB-981 | E-15      | 17225-KBB-980 | F-16      |
| 12191-KCN-010 | EOP-1     | 14550-KCJ-710 | E-3       | 16013-439-921 | E-15      | 17240-KBB-950 | F-16      |
| 12204-KW1-305 | E-1       | 14711-KBB-900 | E-2       | 16014-KZ1-670 | E-15      | 17256-KBB-900 | F-16      |
| 12206-KW1-315 | E-1       | 14721-KBB-900 | E-2       | 16015-KB7-901 | E-15      | 17316-MN1-670 | F-16      |
| 12208-413-003 | E-2       | 14751-383-005 | E-2       | 16016-393-701 | E-15      | 17358-170-000 | F-16      |
|               |           | 14761-383-005 | E-2       | 16018-428-671 | E-15      | 17371-KBB-900 | F-16      |
|               |           |               |           |               |           | 17372-KBB-900 | F-16      |
|               |           |               |           |               |           | 17503-KG0-000 | F-13      |





# PART NUMBER INDEX

| Part no.      | Block no. | Part no.      | Block no. | Part no.      | Block no. | Part no.        | Block no. |
|---------------|-----------|---------------|-----------|---------------|-----------|-----------------|-----------|
| 33703-KW8-900 | F-25      | 37243-MG2-000 | F-2       | <b>43000</b>  |           | 45112-KS6-701   | F-9       |
| 33712-KT1-670 | F-25      | 37618-MB2-008 | F-2       | 43100-KFC-900 | F-11      | 45125-KBB-981   | F-4       |
| 33718-KBB-900 | F-25      | <b>38000</b>  |           | 43141-KB7-003 | F-11      | 45131-166-016   | F-9       |
| <b>34000</b>  |           | 38110-KB7-840 | F-27      | 43142-MN1-670 | F-11      | 45131-HA5-672   | F-9       |
| 34351-657-921 | F-25      | 38301-KFC-790 | F-27      | 43145-KB7-000 | F-11      | 45132-166-016   | F-9       |
| 34901-KWS-601 | F-1       | 38306-KK4-000 | F-27      | 43151-110-000 | F-11      | 45133-MA3-006   | F-9       |
| 34905-271-000 | F-24      | <b>40000</b>  |           | 43352-568-003 | F-9       | 45134-KB7-005   | F-11      |
| 34905-KBB-901 | F-24      | 40510-KBB-950 | F-21      | 43353-461-771 | F-9       | 45150-KBB-305   | F-9       |
| 34906-447-711 | F-25      | 40521-437-000 | F-23      | 43410-KL4-000 | F-11      | 45190-KPE-901   | F-9       |
| 34908-GA7-701 | F-2       | 40540-KPM-305 | F-21      | 43451-KBB-950 | F-18      | 45203-MG3-016   | F-9       |
| 34908-MB9-871 | F-2       | 40543-KBW-950 | F-21      | 43453-KGA-K00 | F-18      | 45215-ML7-922   | F-9       |
| <b>35000</b>  |           | 40545-KPM-305 | F-21      | 43472-KGA-K00 | F-18      | 45351-KBB-900   | F-10      |
| 35010-KBB-903 | F-5       | 40546-KW8-900 | F-21      | <b>44000</b>  |           | 45461-KV6-910   | F-8       |
| 35100-KBB-903 | F-5       | <b>41000</b>  |           | 44301-KW8-900 | F-10      | 45465-KBB-900   | F-6       |
| 35101-KBB-901 | F-5       | 41200-KBB-950 | F-12      | 44311-MG3-000 | F-10      | 45466-KA4-000   | F-5       |
| 35121-KW8-920 | F-5       | 41203-KBB-900 | F-12      | 44610-KL3-770 | F-10      | 45466-KA4-000   | F-6       |
| 35122-KW8-920 | F-5       | 41241-307-010 | F-12      | 44620-MG3-000 | F-10      | 45468-KBB-900   | F-5       |
| 35130-KBB-900 | F-3       | <b>42000</b>  |           | 44635-KBZ-950 | F-10      | 45469-KBB-900   | F-6       |
| 35200-KBB-900 | F-3       | 42301-KBB-900 | F-11      | 44650-KBZ-950 | F-10      | 45504-410-003   | F-4       |
| 35330-MK5-003 | F-3       | 42311-KBB-900 | F-12      | 44680-MA0-000 | F-10      | 45510-KBB-981   | F-4       |
| 35340-MA5-671 | F-4       | 42620-KY7-000 | F-12      | 44701-KBZ-950 | F-10      | 45513-KV2-901   | F-4       |
| 35350-KBB-900 | F-18      | 42635-KBB-950 | F-12      | 44711-KW8-902 | F-10      | 45517-166-006   | F-4       |
| 35357-KBB-950 | F-18      | 42650-KBZ-950 | F-12      | 44712-KW8-901 | F-10      | 45518-MG3-016   | F-4       |
| 35750-GS3-003 | E-9       | 42701-KFC-900 | F-12      | 44713-KW8-901 | F-10      | 45520-MG7-006   | F-4       |
| 35752-028-300 | E-9       | 42711-KW8-903 | F-12      | 44800-KE1-762 | F-10      | 45521-HA2-006   | F-4       |
| 35753-KG2-951 | E-14      | 42712-KW8-901 | F-12      | 44806-KE1-761 | F-10      | 45530-KWT-901   | F-4       |
| 35851-MF5-751 | F-26      | 42713-KW8-901 | F-12      | 44809-402-000 | F-10      | <b>46000</b>    |           |
| 35855-MG7-751 | F-26      | <b>43000</b>  |           | 44830-KW8-900 | F-2       | 46500-KBB-950   | F-18      |
| 35856-MF5-751 | F-26      | <b>37000</b>  |           | 44832-KR6-000 | F-8       | 46513-KPS-900   | F-18      |
| 37200-KBB-901 | F-2       | 37200-KBB-901 | F-2       | <b>45000</b>  |           | 46525-KK0-003   | F-18      |
| 37223-KBB-901 | F-2       | 37242-435-700 | F-14      | 45105-KBB-415 | F-9       | 46526-KY7-000   | F-18      |
| 37242-435-700 | F-14      | <b>38000</b>  |           | 45107-ML0-016 | F-9       | <b>50000</b>    |           |
| <b>39000</b>  |           | <b>39000</b>  |           | 45108-KW8-901 | F-9       | 50100-KBB-980ZB | F-28      |
| <b>40000</b>  |           | <b>40000</b>  |           | <b>46000</b>  |           | 50142-437-970   | F-1       |
| <b>41000</b>  |           | <b>41000</b>  |           | <b>47000</b>  |           | 50201-KBB-900   | F-28      |
| <b>42000</b>  |           | <b>42000</b>  |           | <b>48000</b>  |           | <b>51000</b>    |           |
| <b>43000</b>  |           | <b>43000</b>  |           | <b>49000</b>  |           | <b>52000</b>    |           |
| <b>44000</b>  |           | <b>44000</b>  |           | <b>50000</b>  |           | <b>53000</b>    |           |
| <b>45000</b>  |           | <b>45000</b>  |           | <b>51000</b>  |           | <b>54000</b>    |           |
| <b>46000</b>  |           | <b>46000</b>  |           | <b>52000</b>  |           | <b>55000</b>    |           |
| <b>47000</b>  |           | <b>47000</b>  |           | <b>53000</b>  |           | <b>56000</b>    |           |
| <b>48000</b>  |           | <b>48000</b>  |           | <b>54000</b>  |           | <b>57000</b>    |           |
| <b>49000</b>  |           | <b>49000</b>  |           | <b>55000</b>  |           | <b>58000</b>    |           |
| <b>50000</b>  |           | <b>50000</b>  |           | <b>56000</b>  |           | <b>59000</b>    |           |
| <b>51000</b>  |           | <b>51000</b>  |           | <b>57000</b>  |           | <b>60000</b>    |           |
| <b>52000</b>  |           | <b>52000</b>  |           | <b>58000</b>  |           | <b>61000</b>    |           |
| <b>53000</b>  |           | <b>53000</b>  |           | <b>59000</b>  |           | <b>62000</b>    |           |
| <b>54000</b>  |           | <b>54000</b>  |           | <b>60000</b>  |           | <b>63000</b>    |           |
| <b>55000</b>  |           | <b>55000</b>  |           | <b>61000</b>  |           | <b>64000</b>    |           |
| <b>56000</b>  |           | <b>56000</b>  |           | <b>62000</b>  |           | <b>65000</b>    |           |
| <b>57000</b>  |           | <b>57000</b>  |           | <b>63000</b>  |           | <b>66000</b>    |           |
| <b>58000</b>  |           | <b>58000</b>  |           | <b>64000</b>  |           | <b>67000</b>    |           |
| <b>59000</b>  |           | <b>59000</b>  |           | <b>65000</b>  |           | <b>68000</b>    |           |
| <b>60000</b>  |           | <b>60000</b>  |           | <b>66000</b>  |           | <b>69000</b>    |           |
| <b>61000</b>  |           | <b>61000</b>  |           | <b>67000</b>  |           | <b>70000</b>    |           |
| <b>62000</b>  |           | <b>62000</b>  |           | <b>68000</b>  |           | <b>71000</b>    |           |
| <b>63000</b>  |           | <b>63000</b>  |           | <b>69000</b>  |           | <b>72000</b>    |           |
| <b>64000</b>  |           | <b>64000</b>  |           | <b>70000</b>  |           | <b>73000</b>    |           |
| <b>65000</b>  |           | <b>65000</b>  |           | <b>71000</b>  |           | <b>74000</b>    |           |
| <b>66000</b>  |           | <b>66000</b>  |           | <b>72000</b>  |           | <b>75000</b>    |           |
| <b>67000</b>  |           | <b>67000</b>  |           | <b>73000</b>  |           | <b>76000</b>    |           |
| <b>68000</b>  |           | <b>68000</b>  |           | <b>74000</b>  |           | <b>77000</b>    |           |
| <b>69000</b>  |           | <b>69000</b>  |           | <b>75000</b>  |           | <b>78000</b>    |           |
| <b>70000</b>  |           | <b>70000</b>  |           | <b>76000</b>  |           | <b>79000</b>    |           |
| <b>71000</b>  |           | <b>71000</b>  |           | <b>77000</b>  |           | <b>80000</b>    |           |
| <b>72000</b>  |           | <b>72000</b>  |           | <b>78000</b>  |           | <b>81000</b>    |           |
| <b>73000</b>  |           | <b>73000</b>  |           | <b>79000</b>  |           | <b>82000</b>    |           |
| <b>74000</b>  |           | <b>74000</b>  |           | <b>80000</b>  |           | <b>83000</b>    |           |
| <b>75000</b>  |           | <b>75000</b>  |           | <b>81000</b>  |           | <b>84000</b>    |           |
| <b>76000</b>  |           | <b>76000</b>  |           | <b>82000</b>  |           | <b>85000</b>    |           |
| <b>77000</b>  |           | <b>77000</b>  |           | <b>83000</b>  |           | <b>86000</b>    |           |
| <b>78000</b>  |           | <b>78000</b>  |           | <b>84000</b>  |           | <b>87000</b>    |           |
| <b>79000</b>  |           | <b>79000</b>  |           | <b>85000</b>  |           | <b>88000</b>    |           |
| <b>80000</b>  |           | <b>80000</b>  |           | <b>86000</b>  |           | <b>89000</b>    |           |
| <b>81000</b>  |           | <b>81000</b>  |           | <b>87000</b>  |           | <b>90000</b>    |           |
| <b>82000</b>  |           | <b>82000</b>  |           | <b>88000</b>  |           | <b>91000</b>    |           |
| <b>83000</b>  |           | <b>83000</b>  |           | <b>89000</b>  |           | <b>92000</b>    |           |
| <b>84000</b>  |           | <b>84000</b>  |           | <b>90000</b>  |           | <b>93000</b>    |           |
| <b>85000</b>  |           | <b>85000</b>  |           | <b>91000</b>  |           | <b>94000</b>    |           |
| <b>86000</b>  |           | <b>86000</b>  |           | <b>92000</b>  |           | <b>95000</b>    |           |
| <b>87000</b>  |           | <b>87000</b>  |           | <b>93000</b>  |           | <b>96000</b>    |           |
| <b>88000</b>  |           | <b>88000</b>  |           | <b>94000</b>  |           | <b>97000</b>    |           |
| <b>89000</b>  |           | <b>89000</b>  |           | <b>95000</b>  |           | <b>98000</b>    |           |
| <b>90000</b>  |           | <b>90000</b>  |           | <b>96000</b>  |           | <b>99000</b>    |           |



# PART NUMBER INDEX

| Part no.        | Block no. | Part no.      | Block no. | Part no.      | Block no. | Part no.      | Block no. |
|-----------------|-----------|---------------|-----------|---------------|-----------|---------------|-----------|
| 83600-KBB-D40ZA | F-15      |               |           |               |           |               |           |
| 83600-KBB-D40ZB | F-15      |               |           |               |           |               |           |
| 83601-357-000   | F-16      |               |           |               |           |               |           |
| 83601-KBZ-950   | F-15      |               |           |               |           |               |           |
| <b>84000</b>    |           |               |           |               |           |               |           |
| 84701-KBB-900   | F-25      |               |           |               |           |               |           |
| <b>86000</b>    |           |               |           |               |           |               |           |
| 86191-KBB-D40ZA | F-31      |               |           |               |           |               |           |
| 86191-KBB-D40ZB | F-31      |               |           |               |           |               |           |
| 86191-KBB-D40ZC | F-31      |               |           |               |           |               |           |
| 86192-KBB-D40ZA | F-31      |               |           |               |           |               |           |
| 86192-KBB-D40ZB | F-31      |               |           |               |           |               |           |
| 86192-KBB-D40ZC | F-31      |               |           |               |           |               |           |
| 86831-KBB-D40ZA | F-31      |               |           |               |           |               |           |
| 86831-KBB-D40ZB | F-31      |               |           |               |           |               |           |
| 86832-KBB-D40ZA | F-31      |               |           |               |           |               |           |
| 86832-KBB-D40ZB | F-31      |               |           |               |           |               |           |
| <b>87000</b>    |           |               |           |               |           |               |           |
| 87133-KBB-970ZC | F-31      |               |           |               |           |               |           |
| 87134-KBB-970ZC | F-31      |               |           |               |           |               |           |
| 87505-KBB-980   | F-30      |               |           |               |           |               |           |
| 87506-KFC-920   | F-30      |               |           |               |           |               |           |
| 87507-KFC-920   | F-30      |               |           |               |           |               |           |
| 87508-MC8-670   | F-30      |               |           |               |           |               |           |
| 87560-MZ0-611   | F-30      |               |           |               |           |               |           |
| <b>88000</b>    |           |               |           |               |           |               |           |
| 88113-KBA-900   | F-3       |               |           |               |           |               |           |
| 88210-KBB-900   | F-3       |               |           |               |           |               |           |
|                 |           | <b>89000</b>  |           |               |           |               |           |
|                 |           | 89211-MJ0-950 | F-29      | 90032-GHR-680 | F-21      | 90101-KBB-900 | F-18      |
|                 |           | 89217-KW8-910 | F-29      | 90032-GHR-690 | F-25      | 90101-KBB-950 | F-15      |
|                 |           | 89218-KB7-900 | F-29      | 90032-GHR-700 | F-23      | 90101-KRM-R80 | F-4       |
|                 |           | 89222-443-900 | F-29      | 90032-GHR-700 | F-7       | 90101-KW8-900 | F-18      |
|                 |           | 89224-443-900 | F-29      | 90032-GHR-740 | F-11      | 90102-KPE-B40 | F-2       |
|                 |           | 89225-KW8-900 | F-29      | 90032-GHR-800 | E-10      | 90103-KB7-000 | F-5       |
|                 |           | 89226-KW8-900 | F-29      | 90032-GHR-F00 | F-20      | 90103-KB7-000 | F-6       |
|                 |           | 89228-443-900 | F-29      | 90032-KN6-930 | E-11      | 90103-KRE-710 | F-24      |
|                 |           | 89302-MJ0-940 | F-29      | 90033-GHR-660 | F-23      | 90104-KRM-R80 | F-4       |
|                 |           |               |           | 90033-GHR-680 | F-17      | 90105-KN5-000 | F-10      |
|                 |           |               |           | 90033-GHR-E70 | F-19      | 90105-KV3-851 | F-10      |
|                 |           |               |           | 90033-GHR-F60 | F-23      | 90106-MBB-000 | F-10      |
|                 |           |               |           | 90036-GHR-730 | E-10      | 90106-MT3-003 | F-10      |
|                 |           |               |           | 90040-GHR-650 | E-8       | 90107-KW8-900 | F-28      |
|                 |           |               |           | 90040-GHR-670 | F-1       | 90107-MBG-000 | F-5       |
|                 |           |               |           | 90040-GHR-680 | E-1       | 90108-KV6-000 | F-20      |
|                 |           |               |           | 90040-GHR-680 | E-8       | 90109-KW8-900 | F-28      |
|                 |           |               |           | 90040-GHR-680 | F-27      | 90111-362-000 | F-5       |
|                 |           |               |           | 90040-GHR-700 | E-8       | 90112-GW3-000 | F-19      |
|                 |           |               |           | 90040-GHR-730 | E-9       | 90112-KPS-900 | E-7       |
|                 |           |               |           | 90040-GHR-760 | E-5       | 90113-GE8-000 | F-28      |
|                 |           |               |           | 90040-GHR-760 | E-8       | 90113-KF0-770 | F-4       |
|                 |           |               |           | 90040-GHR-780 | E-11      | 90113-KW8-900 | F-3       |
|                 |           |               |           | 90040-GHR-780 | E-5       | 90116-383-721 | F-8       |
|                 |           |               |           | 90040-GHR-780 | E-8       | 90120-KPS-900 | F-3       |
|                 |           |               |           | 90040-GHR-800 | E-11      | 90121-KPS-900 | F-3       |
|                 |           |               |           | 90040-GHR-800 | E-8       | 90121-KY7-000 | F-21      |
|                 |           |               |           | 90040-GHR-820 | E-8       | 90127-KF0-770 | F-3       |
|                 |           |               |           | 90040-GHR-E90 | F-4       | 90127-KF0-770 | F-4       |
|                 |           |               |           | 90041-KGA-K60 | E-1       | 90128-KBB-900 | F-12      |
|                 |           |               |           | 90050-357-000 | E-6       | 90130-KBB-900 | F-22      |
|                 |           |               |           | 90071-MB0-000 | E-10      | 90131-GCE-E40 | F-19      |
|                 |           |               |           | 90071-MG8-000 | E-3       | 90131-MS6-900 | F-9       |
|                 |           |               |           | 90081-KBB-900 | E-1       | 90136-428-870 | F-13      |
|                 |           |               |           | 90084-471-000 | E-8       | 90145-GC4-730 | F-28      |
|                 |           |               |           | 90085-KRM-850 | E-9       | 90145-MS9-612 | F-4       |
|                 |           |               |           | 90086-444-000 | F-6       | 90150-KBB-950 | F-22      |
|                 |           |               |           | 90087-471-000 | E-8       | 90153-KBB-900 | F-22      |
|                 |           |               |           | 90089-HB3-000 | E-9       | 90154-MA0-000 | F-28      |

# PART NUMBER INDEX

| Part no.      | Block no. | Part no.      | Block no. | Part no.      | Block no. | Part no.      | Block no. |
|---------------|-----------|---------------|-----------|---------------|-----------|---------------|-----------|
| 90155-KBB-900 | F-18      | 90233-GHR-630 | F-2       | 90501-MF9-710 | F-20      | <b>91000</b>  |           |
| 90156-MA0-770 | F-28      | 90286-147-670 | F-1       | 90502-KGA-E00 | F-14      | 91001-KBW-941 | E-12      |
| 90157-KB7-940 | F-22      | 90301-473-003 | F-11      | 90502-KGA-E00 | F-25      | 91001-KCN-003 | E-12      |
| 90157-KB7-940 | F-28      | 90301-473-003 | F-8       | 90502-KGA-K00 | F-26      | 91008-KK6-000 | E-6       |
| 90181-KE7-000 | F-28      | 90301-KBA-900 | F-3       | 90502-MF9-710 | F-20      | 91013-KPS-731 | F-12      |
| 90201-GHR-620 | F-28      | 90304-425-000 | F-5       | 90503-425-000 | F-5       | 91013-KPS-732 | F-12      |
| 90201-GHR-E20 | F-8       | 90304-GE8-003 | F-12      | 90504-MCG-600 | F-17      | 91014-KPS-731 | F-10      |
| 90202-GHR-630 | F-18      | 90304-GE8-003 | F-20      | 90505-MC4-000 | F-16      | 91014-KPS-732 | F-10      |
| 90202-GHR-630 | F-26      | 90304-GE8-003 | F-22      | 90512-300-000 | F-21      | 91015-KK6-003 | E-13      |
| 90203-GHR-640 | F-21      | 90304-KBB-900 | F-17      | 90512-300-000 | F-29      | 91015-KV6-003 | F-6       |
| 90203-GHR-850 | F-28      | 90305-GE8-003 | F-21      | 90513-323-000 | F-21      | 91016-KBB-901 | E-13      |
| 90204-KA3-730 | F-10      | 90305-MA0-003 | F-12      | 90535-292-000 | F-5       | 91016-KPS-901 | E-13      |
| 90206-250-000 | E-2       | 90309-KF0-003 | F-5       | 90544-283-000 | F-8       | 91016-KPS-901 | E-13      |
| 90208-GHR-630 | F-14      | 90322-KRM-860 | F-3       | 90545-292-000 | F-7       | 91051-KPS-731 | F-12      |
| 90208-GHR-630 | F-16      | 90344-692-003 | F-13      | 90545-300-000 | F-4       | 91051-KPS-732 | F-12      |
| 90208-GHR-630 | F-25      | 90401-KW1-900 | E-10      | 90559-KY7-000 | F-12      | 91059-KY2-711 | F-5       |
| 90208-GHR-630 | F-3       | 90403-KN6-930 | E-9       | 90602-KGA-K00 | E-14      | 91071-KBB-901 | F-22      |
| 90208-GHR-630 | F-4       | 90408-KW1-900 | E-14      | 90605-200-000 | E-13      | 91071-KBB-902 | F-22      |
| 90208-GHR-640 | F-21      | 90434-KPS-900 | E-6       | 90605-KPS-900 | E-13      | 91071-MA0-003 | F-21      |
| 90208-GHR-640 | F-23      | 90434-KPS-900 | E-7       | 90606-KRM-840 | E-14      | 91071-MA0-004 | F-21      |
| 90208-GHR-640 | F-28      | 90438-671-000 | F-25      | 90650-KW3-000 | F-3       | 91078-KN5-003 | F-22      |
| 90208-GHR-640 | F-17      | 90441-MT3-000 | F-28      | 90651-KPS-900 | F-13      | 91102-KPS-900 | E-14      |
| 90208-GHR-650 | F-28      | 90442-KPS-900 | E-1       | 90651-MA5-671 | F-4       | 91201-030-033 | E-13      |
| 90208-GHR-E50 | F-3       | 90442-KPS-900 | EOP-1     | 90652-KBB-910 | F-16      | 91201-148-003 | E-5       |
| 90211-KPS-900 | E-7       | 90443-KPS-900 | E-1       | 90664-KA2-000 | F-12      | 91202-965-003 | E-11      |
| 90213-KPS-900 | E-7       | 90451-KPS-900 | E-13      | 90702-KRM-840 | E-1       | 91205-KA3-711 | F-22      |
| 90227-GHR-D60 | F-3       | 90452-KPT-900 | E-13      | 90702-KRM-840 | E-5       | 91205-KA3-712 | F-22      |
| 90227-GHR-D70 | F-3       | 90453-KPS-900 | E-14      | 90703-KPS-900 | E-11      | 91251-KY7-003 | F-22      |
| 90227-GHR-D80 | F-3       | 90454-KPS-900 | E-13      | 90703-KPS-900 | E-8       | 91253-443-761 | F-12      |
| 90227-GHR-D90 | F-8       | 90455-KPS-900 | E-13      | 90704-KPS-900 | E-4       | 91254-KR6-003 | F-8       |
| 90227-GHR-E00 | E-1       | 90461-107-000 | E-6       | 90741-KS4-020 | E-12      | 91258-410-006 | F-10      |
| 90227-GHR-E00 | F-16      | 90471-KW1-900 | E-7       | 90742-KW8-900 | F-28      | 91301-107-000 | E-1       |
| 90227-GHR-E10 | F-16      | 90475-KPF-960 | E-3       | 90743-KW8-900 | F-28      | 91301-107-000 | EOP-1     |
| 90231-GHR-600 | F-29      | 90485-286-000 | F-13      | 90751-KGA-K00 | F-29      | 91301-KW1-900 | E-1       |
| 90231-GHR-630 | F-19      | 90488-425-000 | E-3       | 90751-KPS-900 | E-7       | 91302-567-003 | E-8       |
| 90231-GHR-640 | F-19      | 90488-425-000 | EOP-1     | 90755-229-003 | F-10      | 91302-KPS-730 | EOP-2     |
| 90231-GHR-640 | F-23      | 90501-KBB-900 | F-16      | 90755-229-005 | F-10      | 91303-377-000 | E-8       |
| 90231-KB5-720 | E-6       | 90501-KGA-E00 | F-29      | 90755-KGA-K00 | F-10      | 91303-KPS-730 | E-1       |
| 90231-KPS-900 | E-7       | 90501-KPE-B40 | F-3       |               |           | 91303-KPS-730 | E-11      |

# PART NUMBER INDEX

| Part no.       | Block no. | Part no.       | Block no. | Part no.       | Block no. | Part no. | Block no. |
|----------------|-----------|----------------|-----------|----------------|-----------|----------|-----------|
| 91303-KPS-730  | EOP-1     | 93892-04016-18 | E-15      | 95701-08014-00 | F-28      |          |           |
| 91303-KPS-730  | EOP-2     | 93892-05010-18 | E-15      | 95701-08032-02 | F-17      |          |           |
| 91303-KRM-840  | EOP-2     | 93894-05010-17 | F-3       | 95701-08045-07 | F-23      |          |           |
| 91304-KGA-940  | E-8       | 93901-22380    | F-24      | 95701-10016-00 | F-17      |          |           |
| 91304-KGA-940  | EOP-2     | 93901-25080    | F-21      |                |           |          |           |
| 91304-KK3-830  | E-7       | 93901-32320    | F-3       | <b>96000</b>   |           |          |           |
| 91304-KPS-900  | EOP-2     | 93901-34210    | F-1       | 96001-06012-02 | F-17      |          |           |
| 91304-KRM-840  | E-1       | 93901-34410    | F-25      | 96001-06012-07 | F-8       |          |           |
| 91304-KRM-840  | EOP-1     | 93903-24210    | F-13      | 96140-62020-10 | F-10      |          |           |
| 91306-KRM-840  | E-3       | <b>94000</b>   |           | 96140-62030-10 | F-12      |          |           |
| 91306-KRM-840  | EOP-1     |                |           | 96140-63030-10 | F-12      |          |           |
| 91307-KRM-840  | E-5       | 94021-06000-05 | F-2       |                |           |          |           |
| 91307-KRM-840  | EOP-2     | 94101-06000    | E-1       | <b>98000</b>   |           |          |           |
| 91309-425-003  | E-10      | 94101-06200    | F-17      | 98069-57911    | E-1       |          |           |
| 91309-425-003  | EOP-2     | 94101-08700    | F-19      | 98069-57921    | E-1       |          |           |
| 91312-107-000  | E-9       | 94102-08700    | F-21      | 98069-58911    | E-1       |          |           |
| 91312-107-000  | EOP-2     | 94201-16150    | F-19      | 98069-58921    | E-1       |          |           |
| 91320-MB0-000  | E-10      | 94201-20120    | F-18      | 98200-31500    | F-26      |          |           |
| 91357-ME4-003  | F-8       | 94201-20150    | F-19      |                |           |          |           |
| 91501-MR4-900  | F-29      | 94201-20150    | F-21      | <b>99000</b>   |           |          |           |
| <b>92000</b>   |           | 94201-30450    | F-29      | 99101-393-1150 | E-15      |          |           |
| 92101-05020-0A | E-7       | 94301-08140    | E-1       | 99103-440-0420 | E-15      |          |           |
| 92301-06020-0A | F-16      | 94305-30102    | E-5       |                |           |          |           |
| 92900-06025-0E | F-8       | 94601-15000    | E-12      |                |           |          |           |
| <b>93000</b>   |           | <b>95000</b>   |           |                |           |          |           |
| 93500-03025-0A | F-8       | 95002-02659    | E-15      |                |           |          |           |
| 93500-04012-0G | F-25      | 95005-12300-30 | F-16      |                |           |          |           |
| 93500-05025-0G | E-1       | 95005-35360-50 | E-15      |                |           |          |           |
| 93600-04012-0A | E-7       | 95015-42000    | F-18      |                |           |          |           |
| 93600-05010-1H | E-15      | 95701-06010-07 | F-13      |                |           |          |           |
| 93600-06016-0A | E-2       | 95701-06010-07 | F-26      |                |           |          |           |
| 93892-03008-18 | E-15      | 95701-06010-07 | F-27      |                |           |          |           |
| 93892-04008-18 | E-15      | 95701-06010-07 | F-5       |                |           |          |           |
| 93892-04012-18 | E-15      | 95701-06016    | F-16      |                |           |          |           |
| 93892-04014-18 | E-15      | 95701-06022-07 | F-25      |                |           |          |           |
|                |           | 95701-08014-00 | F-14      |                |           |          |           |



# PART NAME INDEX

| Part name                                 | Block no. | Part name                              | Block no. | Part name                 | Block no. | Part name                  | Block no. |
|---|-----------|--|-----------|---------------------------|-----------|----------------------------|-----------|
| <b>A</b>                                  |           | Bearing, Radial Ball, 6202U            | F-10      | Bolt, Flange, 6x10        | F-5       | Bolt, Flange, 8x14         | F-14      |
| Adjuster, Chain                           | F-21      | Bearing, Radial Ball, 6203U<br>(NACHI) | F-12      | Bolt, Flange, 6x12        | E-3       | Bolt, Flange, 8x14         | F-28      |
| Arm Set, Cushion                          | F-22      | Bearing, Radial Ball, 6203U (NSK)      | F-12      | Bolt, Flange, 6x12        | F-13      | Bolt, Flange, 8x16         | F-23      |
| Arm Set, Link                             | E-15      | Bearing, Radial Ball, 6203U            | F-12      | Bolt, Flange, 6x12        | F-17      | Bolt, Flange, 8x18         | F-19      |
| Arm, Rr. Brake                            | F-11      | Bearing, Radial Ball, 6204             | E-13      | Bolt, Flange, 6x12        | F-27      | Bolt, Flange, 8x20         | F-17      |
| Arm, Valve Rocker                         | E-2       | Bearing, Radial Ball, 6207             | E-12      | Bolt, Flange, 6x12        | F-29      | Bolt, Flange, 8x26         | F-18      |
| Axle, Fr. Wheel                           | F-10      | Bearing, Radial Ball, 6303U<br>(NACHI) | F-12      | Bolt, Flange, 6x12        | F-6       | Bolt, Flange, 8x32         | F-17      |
| Axle, Rr. Wheel                           | F-11      | Bearing, Radial Ball, 6303U (NSK)      | F-12      | Bolt, Flange, 6x12        | F-8       | Bolt, Flange, 8x36         | F-5       |
| <b>B</b>                                  |           | Bearing, Radial Ball, 6303U            | F-12      | Bolt, Flange, 6x14        | E-8       | Bolt, Flange, 8x40         | F-23      |
| Bag, Tool, 160mm                          | F-29      | Bearing, Swingarm Pivot (NTN)          | F-21      | Bolt, Flange, 6x14        | F-19      | Bolt, Flange, 8x40         | F-9       |
| Band, Air Cleaner Connecting<br>Tube (52) | F-16      | Bearing, Swingarm Pivot<br>(Thompson)  | F-21      | Bolt, Flange, 6x16        | F-13      | Bolt, Flange, 8x45         | F-23      |
| Band, Air Cleaner Connecting<br>Tube      | F-16      | Body Comp., Frame                      | F-28      | Bolt, Flange, 6x16        | F-16      | Bolt, Flange, 8x45         | F-5       |
| Band, Battery                             | F-26      | Body, Key                              | F-29      | Bolt, Flange, 6x16        | F-2       | Bolt, Flange, 8x45         | F-6       |
| Band, Fr. Fork Boot                       | F-8       | Body, Oil Pump                         | E-7       | Bolt, Flange, 6x18        | F-1       | Bolt, Flange, 8x60         | F-28      |
| Band, Insulator                           | E-1       | Bolt A, Cylinder Stud                  | E-11      | Bolt, Flange, 6x20        | E-1       | Bolt, Flange, 8x65         | F-28      |
| Band, L. Ex. Pipe                         | F-17      | Bolt A, Pin                            | F-9       | Bolt, Flange, 6x20        | E-8       | Bolt, Flange, 8x85         | F-28      |
| Band, Wire                                | F-3       | Bolt B, Cylinder Stud                  | E-11      | Bolt, Flange, 6x20        | F-16      | Bolt, Handle Lever Pivot   | F-3       |
| Bar Assy., Side Stand                     | F-20      | Bolt Comp., Fr. Fork                   | F-8       | Bolt, Flange, 6x20        | F-18      | Bolt, Handle Lever Pivot   | F-4       |
| Bar, Pillion Step                         | F-19      | Bolt, Cam Chain Tensioner<br>Pivot     | E-3       | Bolt, Flange, 6x20        | F-21      | Bolt, Hex., 10x215         | F-28      |
| Base Comp., Contact                       | F-5       | Bolt, Disk, 6x17 (DAIDO)               | F-10      | Bolt, Flange, 6x22        | F-27      | Bolt, Hex., 10x94          | F-22      |
| Base Comp., Taillight                     | F-25      | Bolt, Disk, 6x17 (SAGA)                | F-10      | Bolt, Flange, 6x22        | F-25      | Bolt, Hex., 5x20           | E-7       |
| Battery (YB7B-B YUASA)                    | F-26      | Bolt, Disk, 6x17                       | F-10      | Bolt, Flange, 6x22        | F-4       | Bolt, Hex., 6x10           | E-13      |
| Bearing, Cushion Arm (NTN)                | F-22      | Bolt, Flange Socket, 6x16              | E-3       | Bolt, Flange, 6x25        | E-8       | Bolt, Hex., 6x25           | E-14      |
| Bearing, Head Pipe (NTN)                  | F-6       | Bolt, Flange, 10x113                   | F-28      | Bolt, Flange, 6x25        | E-8       | Bolt, Hex., 6x25           | F-18      |
| Bearing, Needle, 16x22x19 (NSK)           | F-22      | Bolt, Flange, 10x16                    | F-17      | Bolt, Flange, 6x25        | F-7       | Bolt, Hex., 6x25           | F-18      |
| Bearing, Needle, 16x22x19<br>(NTN)        | F-22      | Bolt, Flange, 10x45                    | F-6       | Bolt, Flange, 6x25        | F-20      | Bolt, Oil, 10x22           | F-4       |
| Bearing, Radial Ball, 16003               | E-6       | Bolt, Flange, 10x53                    | F-22      | Bolt, Flange, 6x25        | F-23      | Bolt, One-way, 8mm         | F-5       |
| Bearing, Radial Ball, 28x72x18            | E-12      | Bolt, Flange, 10x65                    | F-22      | Bolt, Flange, 6x32        | E-10      | Bolt, Pin                  | F-9       |
| Bearing, Radial Ball, 6004                | E-13      | Bolt, Flange, 10x65                    | F-22      | Bolt, Flange, 6x32        | E-9       | Bolt, Recessed, 6x20       | F-16      |
| Bearing, Radial Ball, 6202U<br>(NACHI)    | F-10      | Bolt, Flange, 10x76                    | F-22      | Bolt, Flange, 6x35 (NSHF) | E-1       | Bolt, Rotor Setting        | E-9       |
| Bearing, Radial Ball, 6202U (NSK)         | F-10      | Bolt, Flange, 6x10                     | E-3       | Bolt, Flange, 6x35        | F-11      | Bolt, Rr. Fork Pivot       | F-21      |
| Bearing, Radial Ball, 6202U               | E-13      | Bolt, Flange, 6x10                     | F-13      | Bolt, Flange, 6x40        | E-5       | Bolt, Setting              | E-10      |
|   |           | Bolt, Flange, 6x10                     | F-21      | Bolt, Flange, 6x40        | E-8       | Bolt, Socket, 5x14         | E-9       |
|   |           | Bolt, Flange, 6x10                     | F-26      | Bolt, Flange, 6x50        | E-11      | Bolt, Socket, 6mm          | E-9       |
|   |           | Bolt, Flange, 6x10                     | F-27      | Bolt, Flange, 6x50        | E-5       | Bolt, Socket, 6x117        | E-1       |
|   |           |  |           | Bolt, Flange, 6x50        | E-8       | Bolt, Socket, 6x16         | E-13      |
|   |           |  |           | Bolt, Flange, 6x60 (SH)   | E-11      | Bolt, Socket, 6x20         | E-1       |
|   |           |  |           | Bolt, Flange, 6x60        | E-10      | Bolt, Socket, 8x27         | F-8       |
|   |           |  |           | Bolt, Flange, 6x60        | E-8       | Bolt, Special Flange, 6x22 | E-6       |
|   |           |  |           | Bolt, Flange, 6x70        | E-8       | Bolt, Special, 6x20        | F-15      |



# PART NAME INDEX

| Part name                         | Block no. | Part name                      | Block no. | Part name                    | Block no. | Part name                       | Block no. |
|-----------------------------------|-----------|--------------------------------|-----------|------------------------------|-----------|---------------------------------|-----------|
| Bolt, Sprocket Fixing             | F-12      | Cable Comp. B, Throttle        | F-3       | Clamper A, Brake Hose        | F-8       | Collar, Rr. Wheel Axle Distance | F-12      |
| Bolt, Stud, 6x25                  | F-8       | Cable Comp., Choke             | F-3       | Clamper, A.C. Generator Cord | E-8       | Collar, Rr. Wheel Side          | F-12      |
| Bolt, Stud, 7x29                  | E-1       | Cable Comp., Clutch            | F-3       | Clamper, Clutch Cable        | F-28      | Collar, Rr. Winker Setting      | F-23      |
| Bolt, Wire Adjusting              | F-3       | Cable, Battery Earth           | F-26      | Clamper, Speedometer Cable   | F-8       | Collar, Side Mounting           | F-1       |
| Boot B                            | F-9       | Cable, Battery Relay           | F-26      | Clip A, Breather Tube        | F-16      | Collar, Stand Rubber Setting    | F-20      |
| Boot Comp.                        | F-4       | Cable, Starting Motor          | E-10      | Clip B, Breather Tube        | F-16      | Collar, Starting Driven Gear    | E-10      |
| Boot, Fr. Fork                    | F-8       | Caliper Sub Assy., L. Fr.      | F-9       | Clip, Breather Tube          | F-16      | Contact, Neutral Switch         | E-9       |
| Boot, Pin Bush (NISSIN)           | F-9       | Cam, Gearshift                 | E-14      | Clip, High Tension Cord      | E-1       | Cotter, Valve                   | E-2       |
| Box Assy., Speedometer Gear       | F-10      | Cam, Rr. Brake                 | F-11      | Clip, Piston Pin, 15 mm      | E-12      | Countershaft, Transmission      | E-13      |
| Box, Tool                         | F-29      | Camshaft Comp                  | E-2       | Clip, Tube (B10)             | F-13      | Cover A, Starter Magnetic       | E-10      |
| Bracket Comp., L. Pillion Step    | F-19      | Cap Assy., Noise Suppressor    | F-27      | Clip, Tube (B6.5)            | E-15      | Cover B, Magnetic Switch        | F-26      |
| Bracket Comp., R. Pillion Step    | F-19      | Cap Comp., Fuel Filler         | F-13      | Clutch Comp., Starting One   |           | Cover Comp., R. Crankcase       | E-5       |
| Bracket Sub Assy., L. Fr. Caliper | F-9       | Cap, 30mm                      | E-8       | Way                          | E-9       | Cover Set, L. Side (WL)         | F-15      |
| Bracket, L. Handle Lever          | F-3       | Cap, A.C. Generator            | E-8       | Cock Assy., Fuel             | F-13      | Cover Set, R. Side (WL)         | F-15      |
| Bracket, Number Plate             | F-25      | Cap, Bleeder                   | F-9       | Coil, Ignition               | F-27      | Cover, Air Cleaner Case         | F-16      |
| Bridge, Fork Top                  | F-5       | Cap, Master Cylinder           | F-4       | Collar A, Cushion Arm        | F-22      | Cover, Battery Terminal         | F-26      |
| Bulb (12V/5W) (Stanley)           | F-25      | Cap, Oil Filter Rotor          | E-7       | Collar B, Cushion Arm        | F-22      | Cover, Fr. Hub                  | F-10      |
| Bulb, Headlight (12V 35/35W)      | F-1       | Cap, Rr. Fork End              | F-21      | Collar C                     | F-25      | Cover, L. Crankcase             | E-8       |
| Bulb, Tail & Stop Light (Stanley) |           | Cap, Speed Alarm Cord          | F-2       | Collar, 19x6.2x13.5          | F-14      | Cover, L. Cylinder Head         | E-1       |
| (12V 21/5W)                       | F-25      | Cap, Steering Stem             | F-5       | Collar, 19x6.2x13.5          | F-25      | Cover, L. Handle Lever          | F-3       |
| Bulb, Wedge Base                  |           | Cap, Swingarm Dust Seal (ARAI) | F-21      | Collar, 6.5x4                | F-19      | Cover, L. Rr. Crankcase         | E-8       |
| (T10) (12V/1.7W) (Stanley)        | F-2       | Cap, Swingarm Dust Seal (NOK)  | F-21      | Collar, 6x4                  | F-3       | Cover, Oil Pump Gear            | E-7       |
| Bulb, Wedge Base (T10)            |           | Cap, Tappet Adjusting Hole     | E-1       | Collar, 6x4                  | F-4       | Cover, Reduction Gear           | E-8       |
| (12V/3.4W) (Nippon Seiki)         | F-2       | Cap, Tappet Adjusting Hole     | E-11      | Collar, Air Cleaner Case     | F-16      | Cover, Rubber                   | F-1       |
| Bulb, Winker (12V/10W)            |           | Cap, Tool Box                  | F-29      | Collar, Chain Case Tail      | F-23      | Cover, Starter Motor Terminal   | E-10      |
| (Stanley)                         | F-24      | Carburetor Assy. (PD9AE A)     | E-15      | Collar, Chain Guard          | F-21      | Cover, Throttle Cable           | F-3       |
| Bulb, Winker (12V/10W)            | F-24      | Case Comp., L. Bottom          | F-8       | Collar, Cover Mounting       | F-23      | Crankcase Comp., L.             | E-11      |
| Bush, 16.5x19.5x9                 | E-13      | Case Comp., R. Bottom          | F-8       | Collar, Cover Mounting       | F-24      | Crankcase Comp., R.             | E-11      |
| Bush, 20x23x9                     | E-13      | Case Sub Assy., Air Cleaner    | F-16      | Collar, Cover Setting        | F-15      | Crankshaft Comp.                | E-12      |
| Bush, Guide                       | F-8       | Case, Drive Chain              | F-21      | Collar, Cover Setting        | F-16      | Cup Set, Fuel Strainer          | F-13      |
| Bush, Pivot Thrust                | F-21      | Center Comp., Clutch           | E-6       | Collar, Cushion Connecting   |           | Cushion A, Rr. Fender           | F-16      |
| Bush, Rr. Wheel Damper            | F-12      | Chain, Cam (102L)              | E-3       | Rod                          | F-22      | Cushion Assy., Rr.              | F-22      |
| Bush, Slider                      | F-8       | Chain, Drive (Daido)           |           | Collar, Fender Mounting      | F-7       | Cushion, C.D.I. Unit            | F-27      |
|                                   |           | (DID520V-120ZB)                |           | Collar, Fr. Wheel Distance   | F-10      | Cushion, Fuel Tank Fr.          | F-13      |
|                                   |           | (Standard Link 108L)           | F-21      | Collar, Fr. Wheel            | F-10      | Cylinder Comp.                  | E-4       |
|                                   |           | Chamber Set, Float             | E-15      | Collar, L. Engine Distance   | F-28      | Cylinder Set, Master            | F-4       |
|                                   |           | Circlip                        | F-4       | Collar, Lock Setting         | F-16      | Cylinder Sub Assy., Fr. Master  | F-4       |
|                                   |           | Circlip, External, 12mm        | E-14      | Collar, R. Engine Distance   | F-28      |                                 |           |
|                                   |           | Circlip, External, 14mm        | E-14      | Collar, Rr. Fork Center      | F-21      |                                 |           |
|                                   |           | Circlip, External, 63mm        | F-12      |                              |           |                                 |           |

## C



## PART NAME INDEX

| Part name                       | Block no. | Part name                        | Block no. | Part name                    | Block no. | Part name                  | Block no. |
|---------------------------------|-----------|----------------------------------|-----------|------------------------------|-----------|----------------------------|-----------|
| <b>D</b>                        |           | <b>G</b>                         |           | <b>H</b>                     |           | <b>I</b>                   |           |
| Diaphragm Set, Pump             | E-15      | Gasket Set                       | E-15      | Gear, Oil Pump Drive (34T)   | E-7       | Holder, Handle Under       | F-5       |
| Diaphragm                       | F-4       | Gasket Sheet Kit A               | EOP-1     | Gear, Primary Drive (22T)    | E-7       | Holder, Jet                | E-15      |
| Disk, Clutch Friction           | E-6       | Gasket Sheet Kit B               | EOP-2     | Gear, Reduction (61T/18T)    | E-10      | Holder, L. Lever Bracket   | F-3       |
| Disk, Fr. Brake                 | F-10      | Gasket, Crankcase                | E-11      | Generator Assy., Pulse (Tec) | E-9       | Holder, Master Cylinder    | F-4       |
| Dowel Pin, 10x14                | E-11      | Gasket, Crankcase                | EOP-2     | Grip Assy., Throttle         | F-3       | Holder, Needle Jet         | E-15      |
| Dowel Pin, 10x20                | E-4       | Gasket, Cylinder Head            | E-1       | Grip, L. Handle              | F-3       | Holder, Upper              | F-5       |
| Dowel Pin, 8x14                 | E-1       | Gasket, Cylinder Head            | EOP-1     | Grip, R. Rr.                 | F-23      | Horn Comp.                 | F-27      |
| Dowel Pin, 8x14                 | E-5       | Gasket, Cylinder                 | E-4       | Grommet A, Air Cleaner Case  | F-16      | Hose Comp., Fr. Brake      | F-4       |
| Driver 1 Plus Screw             | F-29      | Gasket, Cylinder                 | EOP-1     | Grommet, Air Cleaner Case    | F-13      | Housing, Lower Throttle    | F-3       |
| Driver 3 Minus Screw            | F-29      | Gasket, Ex. Pipe                 | EOP-1     | Grommet, Air Cleaner Case    | F-15      | Housing, Upper Throttle    | F-3       |
| Drum, Gearshift                 | E-14      | Gasket, Ex. Pipe                 | F-17      | Grommet, Radiator Setting    | F-23      | Hub Sub Assy., Fr.         | F-10      |
| Duct, Air Cleaner Intake        | F-16      | Gasket, Ex. Pipe                 | F-17      | Grommet, Seat Cowl           | F-15      | Hub Sub Assy., Rr.         | F-12      |
| Dust Seal, 16x23x3.5            | F-22      | Gasket, Float Chamber            | E-15      | Grommet, Side Cover          | F-1       |                            |           |
| Dust Seal, 17x20x2.5            | F-18      | Gasket, L. Cover                 | E-8       | Guard, Chain                 | F-21      |                            |           |
| Dust Seal, 30x47x8 (ARAI)       | F-12      | Gasket, L. Cover                 | EOP-2     | Guard, L. Knuckle            | F-3       |                            |           |
| Dust Seal, 40x50x5 (NOK)        | F-10      | Gasket, Oil Filter Cap           | E-7       | Guard, R. Knuckle            | F-4       | Indicator, Rr. Brake       | F-11      |
| Dust Seal, Brake Cam (NOK)      | F-11      | Gasket, Oil Filter Cap           | EOP-2     | Guide Comp., Brake Hose Top  | F-6       | Inner, Cable Guide         | F-5       |
| Dust Seal, Steering Head (ARAI) | F-6       | Gasket, Oil Pump                 | E-7       | Guide, A.C. Generator Cord   | E-9       | Inner, Cable Guide         | F-6       |
|                                 |           | Gasket, Oil Pump                 | EOP-2     | Guide, Air                   | F-13      | Insulator, Carburetor      | E-1       |
| <b>E</b>                        |           | Gasket, Oil Pump                 | EOP-2     | Guide, Brake Hose Bottom     | F-5       |                            |           |
|                                 |           | Gasket, Pulse Generator Base     | E-1       | Guide, Cam Chain             | E-3       |                            |           |
| Element A, Air Cleaner          | F-16      | Gasket, Pulse Generator Base     | EOP-1     | Guide, Clutch Outer          | E-6       |                            |           |
|                                 |           | Gasket, R. Crankcase Cover       | E-5       | Guide, Ex. Valve (O.S.)      | E-1       |                            |           |
| <b>F</b>                        |           | Gasket, R. Crankcase Cover       | EOP-2     | Guide, In. Valve (O.S.)      | E-1       | Jet, Main, #115            | E-15      |
|                                 |           | Gasket, Tensioner Lifter         | E-3       | Guide, Speedometer Cable     | F-6       | Jet, Slow, #42             | E-15      |
| Fender Comp., Rr.               | F-23      | Gasket, Tensioner Lifter         | EOP-1     |                              |           | Joint B, Brake Arm         | F-18      |
| Fender, Fr.                     | F-7       | Gauge, Oil Level                 | E-5       |                              |           | Joint, Breather Three Way  | F-16      |
| Filter, Cup                     | F-13      | Gear Comp., Speedometer          | F-10      |                              |           | Joint, Drive Chain (DAIDO) | F-21      |
| Flap, Tire (Pirelli) (1.40-21)  | F-10      | Gear Comp., Starter Driven (56T) | E-10      | <b>H</b>                     |           |                            |           |
| Flap, Tire (Pirelli) (1.85-18)  | F-12      | Gear, Countershaft Fifth (23T)   | E-13      | Handle, Eye Wrench, 120mm    | F-29      |                            |           |
| Float Set                       | E-15      | Gear, Countershaft Fourth (22T)  | E-13      | Harness, Wire                | F-27      |                            |           |
| Flywheel Comp                   | E-9       | Gear, Countershaft Low (36T)     | E-13      | Head Assy., Cylinder         | E-1       | Key Set                    | F-5       |
| Fork Sub Assy., L. Fr. (SHOWA)  | F-8       | Gear, Countershaft Second (31T)  | E-13      | Headlight Assy. (12V 35/35W) | F-1       | Key, Blank (Type 1)        |           |
| Fork Sub Assy., R. Fr. (SHOWA)  | F-8       | Gear, Countershaft Third (24T)   | E-13      | Headlight Unit               | F-1       | (Key No. AXX/BXX)          | F-5       |
| Fork, Center Gearshift          | E-14      | Gear, Countershaft Third (24T)   | E-13      | Holder Assy., Fuse           | F-26      | Key, Blank (Type 2)        |           |
| Fork, L. Gearshift              | E-14      | Gear, Idle (14T/16T)             | E-10      | Holder Assy., Helmet         | F-28      | (Key No. CXX/DXX)          | F-5       |
| Fork, R. Gearshift              | E-14      | Gear, Mainshaft Fifth (27T)      | E-13      | Holder Set, Brush            | E-10      | Key, Woodruff, 25x14       | E-7       |
| Fuse, Blade (15A)               | F-26      | Gear, Mainshaft Fourth (22T)     | E-13      | Holder, Axle                 | F-8       | Key, Woodruff, 4mm         | E-12      |
|                                 |           | Gear, Mainshaft Second (18T)     | E-13      | Holder, Clutch Wire          | E-11      |                            |           |
|                                 |           | Gear, Mainshaft Third (19T)      | E-13      | Holder, Element              | F-16      |                            |           |

## PART NAME INDEX

| Part name                                  | Block no. | Part name                    | Block no. | Part name                  | Block no. | Part name                      | Block no. |
|--|-----------|------------------------------|-----------|----------------------------|-----------|--------------------------------|-----------|
| <b>L</b>                                   |           | Nut, Flange, 10mm            | F-28      | Oil Seal, 21x37x7 (SABO)   | F-10      | Packing, Taillight Base        | F-25      |
| Label, Battery                             | F-30      | Nut, Flange, 10mm            | F-3       | O-ring                     | F-13      | Pad Set, Fr. Brake             | F-9       |
| Label, Chain Adjuster                      | F-30      | Nut, Flange, 6mm             | F-14      | O-ring, 1.3x4.3            | E-15      | Panel Comp., Rr. Brake         | F-11      |
| Label, Drive C<br>(English/French/Germany) | F-30      | Nut, Flange, 6mm             | F-16      | O-ring, 1.5x9.5            | E-3       | Pedal Assy., Change            | F-18      |
| Label, Drive Chain                         | F-30      | Nut, Flange, 6mm             | F-25      | O-ring, 1.5x9.5            | EOP-1     | Pedal Comp., Brake             | F-18      |
| Label, Tire                                | F-30      | Nut, Flange, 6mm             | F-3       | O-Ring, 10.5x1.5           | E-1       | Piece, Oil Lock                | F-8       |
| Lens Comp., Taillight                      | F-25      | Nut, Flange, 6mm             | F-4       | O-ring, 13.8x2.5           | E-8       | Pin A, Pillion Step            | F-19      |
| Lens, Winker                               | F-24      | Nut, Flange, 8mm             | F-21      | O-ring, 13.8x2.5           | EOP-2     | Pin C, Joint                   | F-18      |
| Lever Comp., Clutch                        | E-5       | Nut, Flange, 8mm             | F-23      | O-ring, 18x3               | E-5       | Pin, Dowel, 10x14              | E-8       |
| Lever, L. Steering Handle                  | F-3       | Nut, Flange, 8mm             | F-28      | O-ring, 18x3               | EOP-2     | Pin, Hanger                    | F-9       |
| Lever, R. Steering Handle                  | F-4       | Nut, Flange, 8mm             | F-5       | O-Ring, 24.4x3.1 (ARAI)    | E-10      | Pin, Lock, 8mm                 | E-7       |
| Lifter Assy., Tensioner                    | E-3       | Nut, Hex., 10mm              | F-28      | O-ring, 24.4x3.1 (ARAI)    | EOP-2     | Pin, Piston                    | E-12      |
| Link Set                                   | E-15      | Nut, Hex., 5mm               | F-28      | O-ring, 27.4x2.4 (ARAI)    | E-8       | Pin, Split, 1.6x15             | F-19      |
| <b>M</b>                                   |           | Nut, Hex., 5mm               | F-8       | O-ring, 27.4x2.4           | EOP-2     | Pin, Split, 2.0x12             | F-18      |
| Mainshaft, Transmission (13T)              | E-13      | Nut, Hex., 6mm               | F-18      | O-ring, 27.7x3.5           | F-8       | Pin, Split, 2.0x15             | F-19      |
| Mark B, L. Side Cover                      | F-31      | Nut, Hex., 6mm               | F-26      | O-Ring, 33.5x3.0           | E-1       | Pin, Split, 2.0x15             | F-21      |
| Mark B, R. Side Cover                      | F-31      | Nut, Hex., 8mm               | F-21      | O-ring, 33.5x3.0           | EOP-1     | Pin, Split, 3.0x45             | F-29      |
| Mark, Honda                                | F-31      | Nut, Lock (Left Hand Thread) | F-3       | O-ring, 35x3 (ARAI)        | E-11      | Pin, Spring, 2x14              | F-29      |
| Mirror Comp.                               | F-3       | Nut, Lock, 16mm              | E-6       | O-Ring, 35x3               | E-1       | Pin, Spring, 3x10              | E-5       |
| Motor Assy., Starting (MITSUBA)            | E-10      | Nut, Lock, 16mm              | E-7       | O-ring, 35x3               | EOP-1     | Pin, Step Bar Joint            | F-19      |
| Muffler Comp.                              | F-17      | Nut, Steering Stem           | F-5       | O-ring, 35x3               | EOP-2     | Pipe Comp., Fr. Fork (SHOWA)   | F-8       |
| <b>N</b>                                   |           | Nut, Tappet Adjusting        | E-2       | O-Ring, 4x2                | E-10      | Pipe Comp., Rr. Fender Support | F-23      |
| Needle Set, Jet                            | E-15      | Nut, U, 10mm (FUSERASHI)     | F-12      | O-ring, 63x3               | E-8       | Pipe, Ex.                      | F-17      |
| Nut B, Brake Rod Adjusting                 | F-18      | Nut, U, 10mm (FUSERASHI)     | F-20      | O-ring, 63x3               | EOP-2     | Pipe, Seat                     | F-8       |
| Nut, Axle, 16mm                            | F-12      | Nut, U, 10mm (FUSERASHI)     | F-22      | O-Ring, 75x2.5             | E-1       | Pipe, Steering Handle          | F-5       |
| Nut, Beam Adjusting (Stanley)              | F-1       | Nut, U, 14mm                 | F-21      | O-ring, 75x2.5             | EOP-1     | Piston (0.25)                  | E-12      |
| Nut, Cap, 6mm                              | F2        | Nut, U, 6mm (FUSERASHI)      | F-11      | O-ring, 7x1.7              | E-9       | Piston (0.50)                  | E-12      |
| Nut, Cap, 7mm                              | F-17      | Nut, U, 6mm (FUSERASHI)      | F-8       | O-ring, 7x1.7              | EOP-2     | Piston (STD.)                  | E-12      |
| Nut, Cap, 8mm                              | E-1       | Nut-Washer, 6mm              | E-10      | O-ring, 9.4x2.4            | E-7       | Piston Comp.                   | F-9       |
| Nut, Clip, 4mm                             | F-25      | <b>O</b>                     |           | O-ring, 9.4x2.4            | EOP-2     | Pivot, Gearshift Drum Stopper  | E-14      |
| Nut, Clip, 6mm                             | F-13      | Oil Seal, 12x22x5 (ARAI)     | E-5       | Outer Comp., Clutch        | E-6       | Plate A2, Fixing               | E-13      |
| Nut, Fixing                                | F-3       | Oil Seal, 14x28x7 (ARAI)     | E-11      | <b>P</b>                   |           | Plate, Bearing Setting         | E-13      |
| Nut, Flange, 10mm                          | F-17      | Oil Seal, 16.5x25x5 (ARAI)   | F-22      | Packing, Ex.               | EOP-1     | Plate, Cam Chain Setting       | E-3       |
|  |           | Oil Seal, 16.5x25x5 (NOK)    | F-22      | Packing, Ex.               | F-17      | Plate, Clutch Lifter           | E-6       |
|  |           | Oil Seal, 20x34x7 (ARAI)     | E-13      | Packing, Fuel Strainer Cup | F-13      | Plate, Clutch Pressure         | E-6       |
|  |           | Oil Seal, 21x37x7 (ARAI)     | F-10      | Packing, Lens              | F-24      | Plate, Clutch                  | E-6       |
|  |           | Oil Seal, 21x37x7 (NOK)      | F-10      | Packing, Protector         | F-17      | Plate, Diaphragm               | F-4       |
|  |           |                              |           |                            |           | Plate, Fr. Engine Hanger       | F-28      |
|  |           |                              |           |                            |           | Plate, Gearshift               | E-14      |

## PART NAME INDEX

| Part name                                | Block no. | Part name                      | Block no. | Part name                              | Block no. | Part name                   | Block no. |
|--|-----------|--------------------------------|-----------|--|-----------|-----------------------------|-----------|
| Plate, Guard Setting                     | F-3       | Roller, 4x10                   | E-14      | Screw, Flat, 6x16                      | E-2       | Seal Set, Fr. Fork          | F-8       |
| Plate, L. Upper Engine Hanger            | F-28      | Rotor Comp., Oil Filter        | E-7       | Screw, Flat, 6x30                      | E-7       | Seal Set, Piston            | F-9       |
| Plate, Oil Pump                          | E-7       | Rotor, Neutral Switch          | E-14      | Screw, Flat, 4x12                      | F-4       | Seal, Air Cleaner Cover     | F-16      |
| Plate, R. Upper Engine Hanger            | F-28      | Rotor, Oil Pump Inner          | E-7       | Screw, Handle Lever Pivot              | F-28      | Seal, Dust                  | F-8       |
| Plate, Step Rubber Setting               | F-19      | Rotor, Oil Pump Outer          | E-7       | Screw, Helmet Holder Setting<br>(6x10) | F-28      | Seal, Valve Stem (ARAI)     | E-2       |
| Plate, Valve Rocker Arm Shaft<br>Setting | E-2       | Rubber A, Rr. Fender Mounting  | F-23      | Screw, Oval, 5x12                      | E-7       | Seat Comp., Double          | F-14      |
| Pliers, 135                              | F-29      | Rubber A, Rr., Fender Mounting | F-14      | Screw, Oval, 5x18                      | F-2       | Seat, Rr. Brake Cam         | F-11      |
| Plug, Pin                                | F-9       | Rubber B, Seat Setting         | F-14      | Screw, Pan, 3x25                       | F-8       | Seat, Spring                | F-8       |
| Plug, Spark (DP7EA-9) (NGK)              | E-1       | Rubber, Change Pedal           | F-18      | Screw, Pan, 4x12                       | F-25      | Seat, Valve Spring Inner    | E-2       |
| Plug, Spark (DP8EA-9) (NGK)              | E-1       | Rubber, Element                | F-16      | Screw, Pan, 4x32                       | F-3       | Seat, Valve Spring Outer    | E-2       |
| Plug, Spark (X22EP-U9) (DENSO)           | E-1       | Rubber, Fuel Tank Rr.          | F-13      | Screw, Pan, 4x45                       | F-3       | Separator Comp.             | F-4       |
| Plug, Spark (X24EP-U9) (DENSO)           | E-1       | Rubber, Handle Cushion         | F-5       | Screw, Pan, 4x16                       | F-3       | Set Ring, 20mm              | E-13      |
| Protector, Ex. Pipe                      | F-17      | Rubber, Headlight Seal         | F-1       | Screw, Pan, 5x18                       | F-3       | Shaft, Gearshift Fork Guide | E-14      |
| Protector, Middle Arm                    | F-18      | Rubber, Mounting               | F-23      | Screw, Pan, 5x16                       | F-3       | Shaft, Idle Gear            | E-10      |
| Protector, Muffler                       | F-17      | Rubber, Oil Seal               | E-1       | Screw, Pan, 5x20                       | F-3       | Shaft, Oil Pump             | E-7       |
| Pump Assy., Oil                          | E-7       | Rubber, Pillion Step           | F-19      | Screw, Pan, 5x22                       | F-8       | Shaft, Reduction Gear       | E-10      |
|  |           | Rubber, Rr. Cover Mounting     | E-8       | Screw, Pan, 5x25                       | E-1       | Shaft, Rr. Brake Pivot      | F-18      |
| <b>R</b>                                 |           | Rubber, Rr. Fender Cushion     | F-1       | Screw, Pan, 5x25                       | F-16      | Shaft, Valve Rocker Arm     | E-2       |
|  |           | Rubber, Rr. Winker Mounting    | F-23      | Screw, Pan, 5x28                       | F-16      | Shield, L. Headlight        | F-1       |
|  |           | Rubber, Shock                  | F-26      | Screw, Pan, 6x6                        | E-3       | Shield, R. Headlight        | F-1       |
|  |           | Rubber, Side Cover             | F-17      | Screw, Side Stand Pivot                | F-20      | Shoe Set, Brake             | F-11      |
| Rectifier Assy., Regulate                | F-27      | Rubber, Speedometer Mounting   | F-14      | Screw, Tappet Adjusting                | E-2       | Shroud Set, L. (WL)         | F-13      |
| Rectifier Assy., Silicon<br>(Shindengen) | F-27      | Rubber, Speedometer Mounting   | F-2       | Screw, Tapping, 3x12                   | F-24      | Shroud Set, R. (WL)         | F-13      |
| Relay, Winker                            | F-27      | Rubber, Stand                  | F-20      | Screw, Tapping, 3x12                   | F-3       | Slider, Chain Lower         | F-21      |
| Retainer                                 | F-9       | Rubber, Step                   | F-19      | Screw, Tapping, 3x16                   | F-5       | Slider, Chain               | F-21      |
| Retainer, Gear Box                       | F-10      | Rubber, Taillight Mounting     | F-25      | Screw, Tapping, 4x10                   | F-1       | Slider, Throttle Cable      | F-3       |
| Retainer, Valve Spring                   | E-2       | Rubber, Taillight              | F-25      | Screw, Tapping, 4x10                   | F-13      | Socket Comp.                | F-2       |
| Rim, Fr. Wheel                           | F-10      | Rubber, Winker                 | F-24      | Screw, Tapping, 4x16                   | F-25      | Spacer, Engine Ranger       | F-28      |
| Rim, Rr. Wheel                           | F-12      |                                |           | Screw, Tapping, 5x8                    | F-21      | Spacer, Neutral Switch      | E-9       |
| Ring Set, Piston (0.25) (RIKEN)          | E-12      | <b>S</b>                       |           | Screw-washer, 3x8                      | E-15      | Spacer, Sprocket            | F-12      |
| Ring Set, Piston (0.50) (RIKEN)          | E-12      | Screen, Fuel Strainer          | F-13      | Screw-washer, 4x12                     | E-15      | Spanner, 10x12              | F-29      |
| Ring Set, Piston (STD.) (RIKEN)          | E-12      | Screen, Oil Filter             | E-11      | Screw-washer, 4x12                     | F-4       | Spanner, 14x17              | F-29      |
| Ring                                     | E-10      | Screw Set B                    | E-15      | Screw-washer, 4x14                     | E-15      | Speedometer Assy. (Kph)     | F-2       |
| Ring, Back Up                            | F-8       | Screw Set                      | E-15      | Screw-washer, 4x16                     | E-15      | Spindle Comp., Gearshift    | E-14      |
| Ring, Oil Seal Stopper                   | F-8       | Screw, Beam Adjusting          | F-1       | Screw-washer, 4x8                      | E-15      | Spoke Set A, Fr. (Inside)   | F-10      |
| Ring, Piston                             | F-8       | Screw, Bleeder (NISSIN)        | F-9       | Screw-washer, 4x8                      | F-10      | Spoke Set A, Rr. (Inside)   | F-12      |
| Rod Comp., Rr. Brake                     | F-18      | Screw, Flat, 4x12              | E-7       | Screw-washer, 5x10                     | E-15      | Spoke Set B, Fr. (Outside)  | F-10      |
| Rod Set, Cushion Connecting              | F-22      | Screw, Flat, 5x10              | E-15      | Screw-washer, 5x10                     | F-3       | Spoke Set B, Rr. (Outside)  | F-12      |
| Rod, Clutch Lifter                       | E-6       |                                |           | Screw-washer, 5x25                     | F-24      | Spring A, Brake Rod         | F-18      |

## PART NAME INDEX

| Part name                            | Block no. | Part name                        | Block no. | Part name                    | Block no. | Part name                      | Block no. |
|--------------------------------------|-----------|----------------------------------|-----------|------------------------------|-----------|--------------------------------|-----------|
| Spring A, Fr. Fork (SHOWA)           | F-8       | Stay, Shroud Lower               | F-13      | Tube                         | E-15      | Washer, Air Cleaner            | F-16      |
| Spring B, Fr. Fork (SHOWA)           | F-8       | Stay, Speedometer                | F-2       | Tube, 12x300                 |           | Washer, Beam Adjusting         | F-1       |
| Spring Set, Brake Pedal              | F-18      | Stem Sub Assy., Steering         | F-6       | (95005-12001-30M)            | F-16      | Washer, Chain Slider           | F-21      |
| Spring, Beam Adjusting               | F-1       | Step Comp., L.                   | F-19      | Tube, 3.5x360                |           | Washer, Handle Cushion         | F-5       |
| Spring, Brake Shoe (NK)              | F-11      | Step Comp., R.                   | F-19      | (95005-35001-50M)            | E-15      | Washer, Oil Bolt               | F-4       |
| Spring, Carbon Brush                 | E-10      | Stopper Comp., Gearshift Drum    | E-14      | Tube, Air Cleaner Connecting | F-16      | Washer, Pillion Step           | F-19      |
| Spring, Clutch Lever                 | E-5       | Stopper, Key Body                | F-29      | Tube, Battery Breather       | F-26      | Washer, Plain, 3mm             | F-29      |
| Spring, Clutch                       | E-6       | Stripe, L. Shroud                | F-31      | Tube, Drain                  | F-16      | Washer, Plain, 6mm             | E-1       |
| Spring, Fr. Fork Rebound             | F-8       | Stripe, L. Side Cover            | F-31      | Tube, Fuel                   | F-13      | Washer, Plain, 6mm             | F-17      |
| Spring, Gearshift Plate              | E-14      | Stripe, R. Shroud                | F-31      | Tube, Tire (Pirelli)         | F-10      | Washer, Plain, 6mm             | F-19      |
| Spring, Gearshift Return             | E-14      | Stripe, R. Side Cover            | F-31      | Tube, Tire (Pirelli)         | F-12      | Washer, Plain, 6mm             | F-2       |
| Spring, Oil Filter Screen            | E-11      | Sub Cord, L. Winker              | F-27      |                              |           | Washer, Plain, 6mm             | F-19      |
| Spring, Oil Through                  | E-7       | Sub Cord, R. Winker              | F-27      | <b>V</b>                     |           | Washer, Plain, 8mm             | F-19      |
| Spring, Pad                          | F-9       | Suspension, Winker Relay         |           | Valve Comp., Float           | E-15      | Washer, Plain, 8mm             | F-21      |
| Spring, Shift Drum Stopper           | E-14      | (Mitsuba)                        | F-27      | Valve Set, Air Cut           | E-15      | Washer, Plain, 8mm             | F-23      |
| Spring, Side Stand                   | F-20      | Swingarm Set, Rr.                | F-21      | Valve Set, Ex.               | E-2       | Washer, Rr. Axle               | F-12      |
| Spring, Step Return                  | F-19      | Switch Assy., Clutch             | F-3       | Valve, In                    | E-2       | Washer, Sealing, 6mm           | E-3       |
| Spring, Stop Switch                  | F-18      | Switch Assy., Combination & Lock | F-5       | Valve, Throttle              | E-15      | Washer, Sealing, 6mm           | EOP-1     |
| Spring, Valve Inner (Nippon Hatsujo) | E-2       | Switch Assy., Fr. Stop           | F-4       | Visor Set, Fr. (WL)          | F-1       | Washer, Sealing, 8mm           | E-1       |
| Spring, Valve Outer (Nippon Hatsujo) | E-2       | Switch Assy., Rr. Stop           | F-18      | <b>W</b>                     |           | Washer, Sealing, 8mm           | EOP-1     |
| Sprocket Comp., Final Driven (42T)   | F-12      | Switch Assy., Starter Kill       | F-3       | Washer A, Spline, 20mm       | E-13      | Washer, Special, 6mm           | F-25      |
| Sprocket, Cam (34T)                  | E-3       | Switch Assy., Winker             | F-3       | Washer B, Spline, 20mm       | E-6       | Washer, Special, 8mm (SHOWA)   | F-8       |
| Sprocket, Drive (13T)                | E-13      | Switch Comp., Starter Magnetic   | F-26      | Washer B, Thrust, 20mm       | E-13      | Washer, Speedometer Gear       | F-10      |
| Stator Comp.                         | E-9       | <b>T</b>                         |           | Washer C, 8mm                | E-3       | Washer, Spring, 3mm            | F-3       |
| Stay, Choke                          | F-3       | Taillight Unit (12V 21/5W)       | F-25      | Washer O-ring Kit A          | EOP-1     | Washer, Spring, 6mm            | F-26      |
| Stay, Element Setting                | F-16      | Tank Set, Fuel                   | F-13      | Washer O-ring Kit B          | EOP-2     | Washer, Steel Plate            | E-10      |
| Stay, Fr. Visor Lower                | F-6       | Tape, Tank Guard                 | F-13      | Washer, 10mm                 | F-28      | Washer, Steering Stem          | F-5       |
| Stay, L. Fr. Winker                  | F-5       | Tensioner, Cam Chain             | E-3       | Washer, 10x24                | E-9       | Washer, Tank Setting           | F-13      |
| Stay, L. Headlight Case              | F-5       | Terminal Set, Brush              | E-10      | Washer, 16mm                 | E-6       | Washer, Thrust, 14mm           | E-14      |
| Stay, L. Rr. Winker                  | F-23      | Thread Assy., Steering           | F-6       | Washer, 16mm                 | E-7       | Washer, Thrust, 15mm           | E-13      |
| Stay, Mirror Mounting                | F-3       | Through, Oil                     | E-7       | Washer, 6.5x20               | F-7       | Washer, Thrust, 16.5mm         | E-13      |
| Stay, R. Fr. Winker                  | F-5       | Tire, Fr. (Pirelli) (2.75-21)    | F-10      | Washer, 6mm                  | E-14      | Washer, Thrust, 24x10          | F-20      |
| Stay, R. Headlight Case              | F-5       | Tire, Rr. (Pirelli) (4.10-18)    | F-12      | Washer, 6mm                  | F-13      | Washer, Thrust, 24x13          | F-20      |
| Stay, R. Rr. Winker                  | F-23      | Top Set                          | E-15      | Washer, 6x20                 | F-21      | Wheel Sub Assy., Fr.           | F-10      |
| Stay, Rr. Tank                       | F-28      | Tube A, Breather                 | F-16      | Washer, 6x20                 | F-29      | Wheel Sub Assy., Rr.           | F-12      |
| Stay, Seat                           | F-14      | Tube B, Breather                 | F-16      | Washer, 6x9                  | F-21      | Winker Assy., L. Fr. (12V/10W) | F-24      |
|                                      |           |                                  |           | Washer, 6x9                  | F-29      | Winker Assy., L. Rr. (12V/10W) | F-24      |
|                                      |           |                                  |           |                              |           | Winker Assy., R. Fr. (12V/10W) | F-24      |
|                                      |           |                                  |           |                              |           | Winker Assy., R. Rr. (12V/10W) | F-24      |
|                                      |           |                                  |           |                              |           | Wrench, Box (8mm)              | F-29      |
|                                      |           |                                  |           |                              |           | Wrench, Box (P18)              | F-29      |
|                                      |           |                                  |           |                              |           | Wrench, Eye, 24mm              | F-29      |



Vaya a la versión Inglés



# XL200

CATALOGO DE PIEZAS



XL200<sub>E/F/G</sub>

## CONTENIDO

## Grupo

INFORMACIÓN GENERAL

1

GRUPO DE MOTOR

2

GRUPO DE BASTIDOR

3

ÍNDICE DEL NÚMERO DE LAS PIEZAS

4

ÍNDICE DEL NOMBRE DE LAS PIEZAS

5





# INFORMACIÓN GENERAL

## Índice

|  |    |
|--|----|
| Instrucciones para Emplear el Catálogo de Piezas.....  | 1  |
| Cómo Consultar la Información de Piezas .....  | 2  |
| Estructura del Catálogo de Piezas.....   | 3  |
| Cuando se han Revisado las Piezas .....  | 4  |
| Abreviaturas Empleadas en el Catálogo de Piezas .....  | 4  |
| Cómo Comprobar el Bloque de Piezas y los Números de Serie .....  | 5  |
| Posición de Fijación de la Etiqueta de Color .....   | 5  |
| Modelos, Códigos de Área y Nos. de Serie Aplicables .....  | 6  |
| Etiqueta de Colores .....  | 7  |
| Tabla de Colores.....  | 8  |
| Manguera de Combustible, Mangueras de Aplicaciones Generales y Mangueras de Vinilo .....                                 | 9  |
| Número de Pieza sin Envasar de la Manguera de Combustible, Mangueras de Aplicaciones Generales y Manguera de Vinilo..... | 13 |
| Modo de Usar la Tarifa Horaria Llana (THLL) .....  | 14 |

## Instrucciones para Emplear el Catálogo de Piezas

- Este catálogo de piezas ha sido preparado en base a la última información disponible el **03 de Diciembre, 2015**.
- Especifique siempre el número de pieza cuando realice un pedido de piezas.
- Compruebe los números de modelo, de tipo, y de serie, el color, marca, y tamaño como sea necesario antes de realizar el pedido de una pieza.
- Tenga presente que las ilustraciones (planos de las piezas) pueden diferir de las piezas reales en su forma.
- Cuando se efectúen modificaciones o adiciones en el catálogo de piezas, se editará una edición revisada en el momento apropiado, con un número de revisión sucesivamente progresivo en la tapa.
- Le recomendamos que obtenga estas revisiones para mantener al día su catálogo de piezas en todo momento. Para comprobar si se ha editado una revisión del catálogo de piezas, póngase en contacto con su distribuidor HONDA.





# Cómo Consultar la Información de Piezas

1

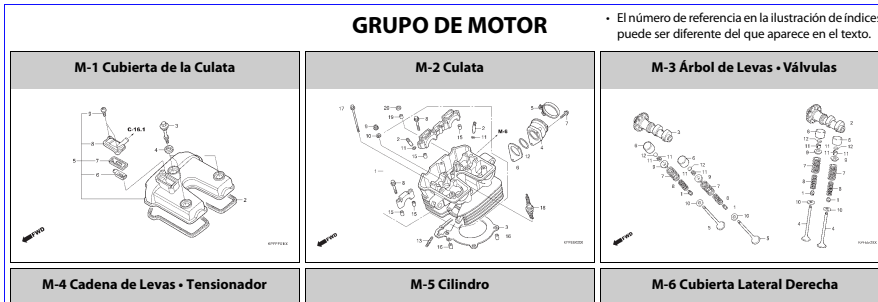
## A Referencia con al "Índice Ilustrado"

## B Referencia con al "Índice del Número de las Piezas"

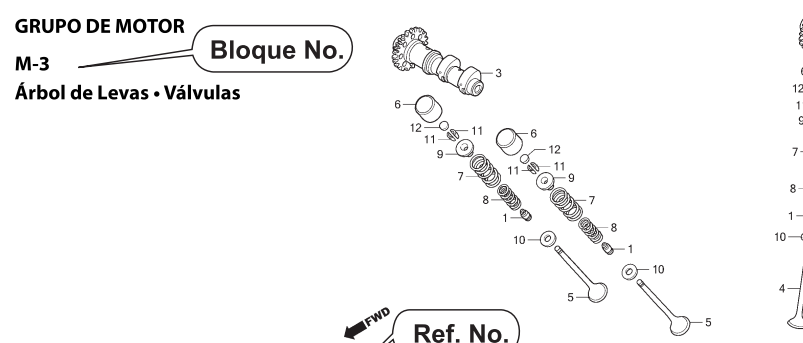

| ÍNDICE DEL NÚMERO DE LAS PIEZAS |               |                |               |                |               |
|---------------------------------|---------------|----------------|---------------|----------------|---------------|
| Nº de la Pieza                  | Nº del Bloque | Nº de la Pieza | Nº del Bloque | Nº de la Pieza | Nº del Bloque |
| <b>06000</b>                    |               | <b>13000</b>   |               | <b>14900</b>   |               |
| 06410-KPF-900                   | C-12          | 13000-KPF-960  | M-14          | 14903-KT7-013  | M-3           |
| 06450-KGA-890                   | C-11          | 13011-KPF-900  | M-14          | 14904-KT7-013  | M-3           |
| 06451-GE2-405                   | C-9           | 13021-KPF-900  | M-14          | 14905-KT7-013  | M-3           |
| 06455-KW6-844                   | C-9           | 13031-KPF-900  | M-14          | 14906-KT7-013  | M-3           |
| <b>11000</b>                    |               | <b>14000</b>   |               | <b>14950</b>   |               |
| 11100-KPF-900                   | M-13          | 14100-KPF-901  | M-3           | 14950-KT7-013  | M-3           |
| 11110-KPF-900                   | M-13          | 14200-KPF-901  | M-3           | 14951-KT7-013  | M-3           |
| 11191-KPF-901                   | M-13          |                |               | 14952-KT7-013  | M-3           |
| 11200-KPF-900                   | M-13          |                |               | 14953-KT7-013  | M-3           |
| 11330-KPF-960                   | M-6           |                |               | 14954-KT7-013  | M-3           |
| 11333-KPF-960                   | M-6           |                |               | 14955-KT7-013  | M-3           |
| 11335-KPF-900                   | M-6           |                |               | 14956-KT7-013  | M-3           |
| 11340-KPF-960                   | M-9           |                |               | 14957-KT7-013  | M-3           |
| 11352-KPF-900                   | M-9           |                |               | 14958-KT7-013  | M-3           |
| 11355-KPF-960                   | M-9           |                |               | 14959-KT7-013  | M-3           |
| 11360-KPF-960                   | M-9           |                |               | 14960-KT7-013  | M-3           |
|                                 |               |                |               | 14961-KT7-013  | M-3           |
|                                 |               |                |               | 14962-KT7-013  | M-3           |

## C Referencia con al "Índice del Nombre de las Piezas"

| ÍNDICE DEL NOMBRE DE LAS PIEZAS |               |                                |               |                            |               |
|---------------------------------|---------------|--------------------------------|---------------|----------------------------|---------------|
| Nombre de la Pieza              | Nº del Bloque | Nombre de la Pieza             | Nº del Bloque | Nombre de la Pieza         | Nº del Bloque |
| <b>A</b>                        |               | <b>B</b>                       |               | <b>C</b>                   |               |
| Abrazadera, Cableado            | M-10          | Anillo, Aceite                 | C-8           | Buje, 22x25x10             | M-16          |
| Abrazadera, Cableado            | M-10          | Anillo, Filtro de Aire         | C-16          | Buje, Corredera            | C-8           |
| Abrazadera, Cableado            | M-10          | Anillo, Limitador Retén Aceite | C-8           | Buje, Fijación             | M-1           |
| Abrazadera, Cableado            | M-10          | Anillo, Peso Tubo de Manubrio  | C-5           | Buje, Fijación Guardafango | C-15          |
| Abrazadera, Cableado            | M-10          | Anillo, Pistón                 | C-8           | Buje, Fijación Radiador    | C-30          |
| Abrazadera, Cableado            | M-10          | Anillo, Refuerzo               | C-8           | Buje, Fijación Silenciador | C-19          |
| Abrazadera, Cableado            | M-10          | Anillo, Vástago Válvula (NOK)  | M-3           | Buje, Fijación Velocímetro | C-25          |
| Abrazadera, Cableado            | M-10          | Arandela A, Estriada, 20mm     | M-16          | Buje, Guía                 | C-8           |
| Abrazadera, Cableado            | M-10          | Arandela de Sellado, 6mm       | M-13          | Buje, Limitador Caballete  | C-20          |
| Abrazadera, Cableado            | M-10          | Arandela de Sellado, 7mm       | M-6           | Buja, Encendido (CR8EH-95) | M-2           |
| Abrazadera, Cableado            | M-10          | Arandela, 10mm                 | M-2           | Buja, Encendido (CR9EH-95) | M-2           |
| Abrazadera, Cableado            | M-10          | Arandela, 10x21                | M-11          | <b>C</b>                   |               |
| Abrazadera, Cableado            | M-10          | Arandela, 12,5x26x4,3          | M-10          | Caballete Lateral          | C-20          |
| Abrazadera, Cableado            | M-10          | Arandela, 17x22                | Aire          | Caballete Principal        | C-20          |
| Abrazadera, Cableado            | M-10          | Arandela, 20x37x2              | M-7           | Cable A, Acelerador        | C-3           |
| Abrazadera, Cableado            | M-10          | Arandela, 32x58x1              | M-15          | Cable B, Acelerador        | C-3           |
| Abrazadera, Cableado            | M-10          | Arandela, 4,2mm                | M-13          | Cable, Batería Magnética   |               |
| Abrazadera, Cableado            | M-10          |                                |               |                            |               |



El número de referencia en la ilustración de índices puede ser diferente del que aparece en el texto.

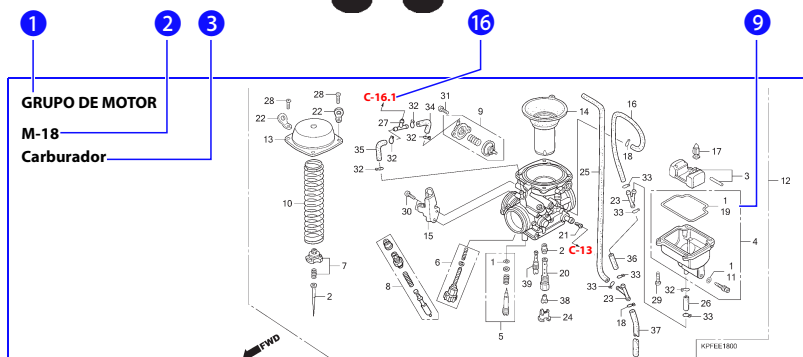


| Nº de Ref. | NOMO   | Artículo de servicio                        | THLL | Nº de Ref. | Nº de pieza   | Descripción                       | Cant. Req'd |   |   | Nº de serie |
|------------|--------|---|------|------------|---------------|-----------------------------------|-------------|---|---|-------------|
|            |        |   |      |            |               |                                   | A           | B | C | D           |
| 2          | 1111E5 | Árbol de Levas: Admisión                    | 1,6  | 1          | 12209-G84-681 | Anillo, Vástago Válvula (NOK)     | 4           | 4 | 4 |             |
|            |        | Incluye: Ajuste de la holgura de la válvula |      | 2          | 14100-KPF-901 | Árbol de Levas, Admisión          | 1           | 1 | 1 |             |
|            |        |   |      | 3          | 14200-KPF-901 | Árbol de Levas, Escape            | 1           | 1 | 1 |             |
| 3          | 1111E6 | Árbol de Levas: Escape                      | 1,6  | 4          | 14711-KPF-900 | Válvula, Admisión                 | 2           | 2 | 2 |             |
|            |        | Incluye: Ajuste de la holgura de la válvula |      | 5          | 14721-KPF-900 | Válvula, Escape                   | 2           | 2 | 2 |             |
|            |        |   |      | 6          | 14731-MT4-010 | Accionador, Válvula               | 4           | 4 | 4 |             |
|            |        |   |      | 7          | 14751-KPF-900 | Resorte, Exterior Válvula         | 4           | 4 | 4 |             |
|            |        |   |      | 8          | 14761-KPF-900 | Resorte, Interior Válvula         | 4           | 4 | 4 |             |
| 4          | 1111N0 | Válvula, Admisión (Uno)                     | 3,6  | 9          | 14771-MAT-000 | Retén, Resorte Válvula            | 4           | 4 | 4 |             |
|            |        | Incluye: Remoción e instalación del motor   |      | 10         | 14775-MA6-000 | Asiento, Exterior Resorte Válvula | 4           | 4 | 4 |             |
|            |        |   |      | 11         | 14781-MAT-000 | Llave, Válvula                    | 8           | 8 | 8 |             |
|            |        |   |      | 12         | 14901-KT7-013 | Calzo, Ajuste (1,200)             | 4           | 4 | 4 |             |
|            |        |   |      |            | 14902-KT7-013 | Calzo, Ajuste (1,225)             | 4           | 4 | 4 |             |
|            |        |   |      |            | 14903-KT7-013 | Calzo, Ajuste (1,250)             | 4           | 4 | 4 |             |
|            |        |   |      |            | 14904-KT7-013 | Calzo, Ajuste (1,275)             | 4           | 4 | 4 |             |
|            |        |   |      |            | 14905-KT7-013 | Calzo, Ajuste (1,300)             | 4           | 4 | 4 |             |
|            |        |   |      |            | 14906-KT7-013 | Calzo, Ajuste (1,325)             | 4           | 4 | 4 |             |
|            |        |   |      |            | 14907-KT7-013 | Calzo, Ajuste (1,350)             | 4           | 4 | 4 |             |
|            |        |   |      |            | 14908-KT7-013 | Calzo, Ajuste (1,375)             | 4           | 4 | 4 |             |
|            |        |   |      |            | 14909-KT7-013 | Calzo, Ajuste (1,400)             | 4           | 4 | 4 |             |
|            |        |   |      |            | 14910-KT7-013 | Calzo, Ajuste (1,425)             | 4           | 4 | 4 |             |
|            |        |   |      |            | 14911-KT7-013 | Calzo, Ajuste (1,450)             | 4           | 4 | 4 |             |
|            |        |   |      |            | 14912-KT7-013 | Calzo, Ajuste (1,475)             | 4           | 4 | 4 |             |
|            |        |   |      |            | 14913-KT7-013 | Calzo, Ajuste (1,500)             | 4           | 4 | 4 |             |
|            |        |   |      |            | 14914-KT7-013 | Calzo, Ajuste (1,525)             | 4           | 4 | 4 |             |

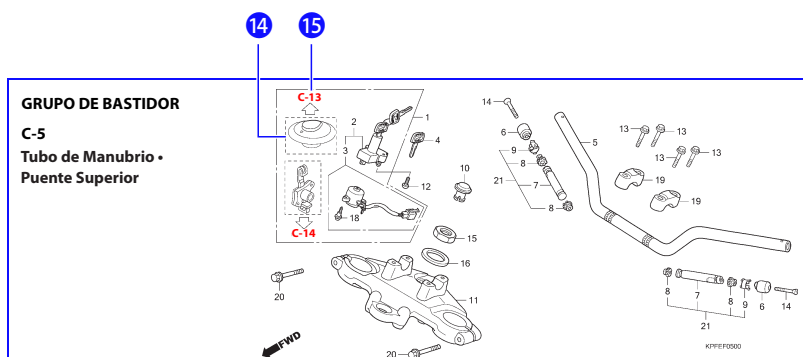




## Estructura del Catálogo de Piezas



| Nº de Ref. | NOMMO  | Artículo de servicio                        | THLL | Nº de Ref. | Nº de pieza     | Descripción  | Cant. Req'd |   |   |   | Nº de serie | Nota |
|------------|--------|---|------|------------|-----------------|--|-------------|---|---|---|-------------|------|
|            |        |   |      |            |                 |  | A           | B | C | D |             |      |
| 1          | 711140 | Juego Zapata (Pastilla), Freno: Trasero (3) | 0,5  | 1          | 06450-KGA-890   | Juego Zapata, Freno (JB NH FE)                     | 1           | 1 | 1 |   |             |      |
| 2          | 7111A9 | Panel, Freno Trasero                        | 0,6  | 2          | 43100-KPF-900ZD | Panel, Freno Trasero "NH105" Negro Opaco (#15-#20) | 1           | 1 | 1 |   |             |      |
| 3          | 7111C4 | Brazo, Freno Trasero                        | 0,1  | 3          | 43141-KPF-900   | Excentrica, Freno Trasero                          | 1           | 1 | 1 |   |             |      |
|            |        |   |      | 4          | 43142-KAS-890   | Asiento, Excentrica Freno Trasero                  | 1           | 1 | 1 |   |             |      |
|            |        |   |      | 5          | 43145-399-000   | Indicador, Freno Trasero                           | 1           | 1 | 1 |   |             |      |
|            |        |   |      | 6          | 43151-329-000   | Resorte, Zapata de Freno                           | 2           | 2 | 2 |   |             |      |
|            |        |   |      | 7          | 43410-KPF-900   | Brazo, Freno Trasero                               | 1           | 1 | 1 |   |             |      |
|            |        |   |      | 8          | 45134-KB7-005   | Guardapolvo, Excentrica del Freno (NOK)            | 2           | 2 | 2 |   |             |      |
|            |        |   |      | 9          | 90301-473-003   | Tuerca, U, 6mm                                     | 1           | 1 | 1 |   |             |      |
|            |        |   |      | 10         | 90305-ME5-003   | Tuerca, Rebord. 16mm                               | 1           | 1 | 1 |   |             |      |
|            |        |   |      | 11         | 90559-KPF-900   | Arandela, Eje Trasero                              | 1           | 1 | 1 |   |             |      |
|            |        |   |      | 12         | 90632-GH6-750   | Perno, Rebord. 6x38                                | 1           | 1 | 1 |   |             |      |



**1 Nombre del Grupo**  
**2 Número del Bloque**

- El No. de bloque se proporciona (en lugar del No. de página) para ayudarle a consultar la pieza con el No. o con el nombre de la pieza.

**3 Título de Bloque**  
**4 Artículo de Servicio/Tarifa Horaria Llana (THLL)**  
**5 Número de Referencia**

- El número del título marcado con el paréntesis indica que continúa desde la página anterior.

**6 Número de Pieza**  
**7 Descripción**  
**8 Código de Color HONDA**  
**9 Conjuntos**

- Las secciones enmarcadas con líneas discontinuas en los diagramas detallados están disponibles como conjuntos completos. (También pueden obtenerse sus piezas individuales.)

**10 Nota**

- La notas se indican en la columna del nombre de pieza.

**11 Cantidad Requerida**

- La Cant. reqd. indicada en el paréntesis indica la pieza opcional.
- La Cant. reqd. marcada con "N" indica la pieza opcional que debe seleccionarse según sea necesario.
- La Cant. reqd. indica el número de la pieza utilizada en el bloque.

**12 Número de Serie**

**13 Código de Área**

- Cuando la columna del código de área está en blanco, indica que la pieza es aplicable a todos los tipos.


- 14**
- Las piezas circundadas por una línea de puntos están incluidas en bloques distintos.

- 15**
- La flecha hueca señala el número del bloque para las piezas circundadas por una línea de puntos .


- 16**
- La flecha sólida señala el número del bloque en el que la pieza está relacionada.



### Cuando se han Revisado las Piezas



### Abreviaturas Empleadas en el Catálogo de Piezas



\* "IZQ." y "DER." en la descripción de una pieza significa el lado IZQUIERDO o el DERECHO.

Determine el izquierdo o derecho como si usted estuviera en el asiento de la motocicleta.

• En el Catálogo de piezas se utiliza las siguientes abreviaturas:

| No. de Ref. | No. de pieza  | Descripción   | No. Rdo |     |     |     |     | No. de serie                      |
|-------------|---------------|---|---------|-----|-----|-----|-----|-----------------------------------|
|             |               |   | RRN     | RRP | RFR | RFS | RRT |                                   |
| 1           | 33101-MAE-601 | Unidad de Faro "NH-285" Gris  | -       | -   | 1   | -   | -   | -2351159<br>-2351712              |
|             | 33101-MAE-612 | Unidad de Faro "NH-283" Gris<br>(Precauciones Durante la Instalacion) | -       | -   | 1   | -   | -   | -2351309                          |
|             |               |   | -       | -   | 1   | -   | -   | -2351434<br>-2350300<br>-OM300138 |
|             | 33101-MAE-671 | Unidad de Faro "NH-1" Negro   | -       | -   | 1   | -   | -   | -SM300366                         |
|             | 33101-MAE-691 | Unidad de Faro  | -       | -   | 1   | -   | -   | 2351160~                          |
|             | 33101-MAE-602 | Unidad de Faro  | -       | -   | 1   | -   | -   | 2351713~                          |
|             |               |   | -       | -   | 1   | 1   | -   |                                   |

El número ha sido utilizado desde el modelo inicial sin revisiones.

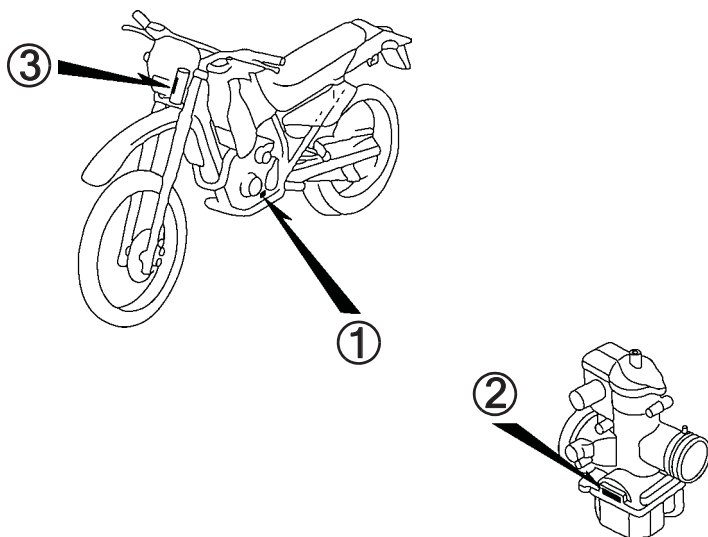
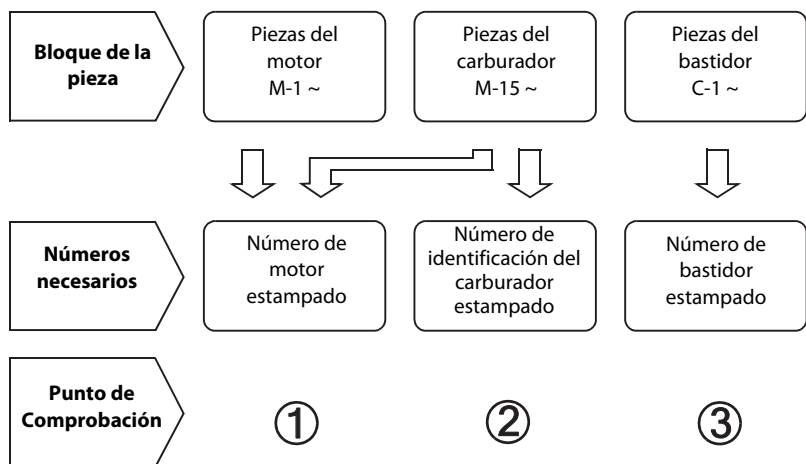
Cuando se muestra en el lado izquierdo, es aplicable a los modelos No. 2351160 y números subsiguientes. Cuando se muestra en el lado derecho, es aplicable a los modelos hasta el No. 2351159.

|           |                         |
|-----------|-------------------------|
| ENS.      | Ensamble (Conjunto)     |
| COMP.     | Completo                |
| DER.      | Derecha                 |
| IZQ.      | Izquierda               |
| STD.      | Standard                |
| mm.       | Milímetro               |
| G         | Gramo                   |
| T (22D)   | Diente (22 dientes)     |
| A.        | Amperio                 |
| V         | Voltio                  |
| W         | Watio                   |
| WL        | Con etiqueta            |
| WOL.      | Sin etiqueta            |
| L.E.D.    | Diode emisor de luz     |
| km/h      | Kilómetro por hora      |
| MPH       | Milla por hora          |
| E (100 E) | Eslabón (100 Eslabones) |
| C.A.      | Corriente Alterna       |


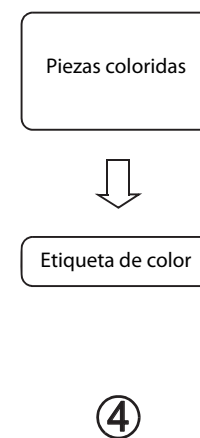
|        |  |
|--------|--|
| C.D.   | Corriente Directa  |
| AD.    | Admisión   |
| ESC.   | Escape   |
| DEL.   | Delantero  |
| TRAS.  | Trasera  |
| HEX.   | Hexagonal  |
| A.M.   | Marca adhesiva   |
| T.M.   | Marca de transcripción   |
| C.D.I. | Encendido por descarga capacitiva  |
| ABS    | Sistema de Frenos Antibloqueo  |
| TCS    | Sistema de control de tracción   |
| 1LA    | República Dominicana, El Salvador<br>Venezuela, Guatemala, Guiana<br>(Mercosul: Argentina, Paraguay,<br>Uruguay) |
| 2LA    | Colombia, México   |
| DK     | Exportación Generale   |
| CL     | Chile  |



### Cómo Comprobar el Bloque de Piezas y los Números de Serie



### Posición de Fijación de la Etiqueta de Color





## Modelos, Códigos de Área y Nos. de Serie Aplicables

Los modelos, códigos de área y Nos. de serie aplicables que se dan en este catálogo de piezas pueden identificarse como sigue.

Las piezas con códigos de área son exclusivas para los modelos destinados a los países designados.

Si no están en lista los códigos de área, las piezas son para uso común.

| Modelo               | Código de área | Tipo                      | Nº de serie aplicable de motor | Nº de serie aplicable de bastidor | Nº de identificación aplicable de carburador |
|----------------------|----------------|---------------------------|--------------------------------|-----------------------------------|--|
| XL200 <sub>E</sub>   | DK             | Exportación General (KPH) | MD28E9E100001~                 | 9C2MD289*ER100001~                | PD9AE A                                      |
| XL200 <sub>F/G</sub> | DK             | Exportación General (KPH) | MD28E9F~                       | 9C2MD289*FR~                      | -  |
|                      | DK             | Exportación General (KPH) | MD28E9F~                       | 9C2MD289*FR~                      | -  |

\* De los números de identificación del carburador/cuerpo del acelerador, sólo las porciones subrayadas en el ejemplo siguiente se usan para registro.

PD9AE A KC ア



### Etiqueta de Colores

- Al solicitar una pieza colorida, utilice la tabla de colores contenida en las instrucciones de uso del catálogo de piezas.
- Al solicitar las piezas, compruebe el **Nombre del modelo**, **Color principal (código)** observando la "ETIQUETA DE COLOR" pegada en el vehículo.

• **Nombre del modelo:** XL200<sub>E</sub>

| Nº | Nombre de las colores das piezas | Nº pieza básico | Color principal (código) |              |                      | Nº de identificación de bloque | Nº de ref. |
|----|----------------------------------|-----------------|--------------------------|--------------|----------------------|--------------------------------|------------|
|    |                                  |                 | Rojo Maceio (R-206)      | Negro (NH-1) | Blanco Ross (NH-196) |                                |            |
| 1  |                                  |                 |                          |              |                      |                                |            |
| 2  |                                  |                 |                          |              |                      |                                |            |
| 3  |                                  |                 |                          |              |                      |                                |            |
| 4  |                                  |                 |                          |              |                      |                                |            |
| 5  |                                  |                 |                          |              |                      |                                |            |
| 6  |                                  |                 |                          |              |                      |                                |            |
| 7  |                                  |                 |                          |              |                      |                                |            |
| 8  |                                  |                 |                          |              |                      |                                |            |
| 9  |                                  |                 |                          |              |                      |                                |            |
| 10 |                                  |                 |                          |              |                      |                                |            |
| 11 |                                  |                 |                          |              |                      |                                |            |
| 12 |                                  |                 |                          |              |                      |                                |            |
| 13 |                                  |                 |                          |              |                      |                                |            |



## Tabla de Colores

Al pedir piezas coloreadas, consulte la tabla de abajo, verifique el color principal de la motocicleta y utilice el número de pieza básico, accionando el código de color relativo.

**Nombre del modelo: XL200<sub>E/F/G</sub>**

| N° | Nombre de las colores das piezas   | N° pieza básico | Color principal (código) |                         |                     | N° de identificación de bloque | N° de ref. |
|----|------------------------------------|-----------------|--------------------------|-------------------------|---------------------|--------------------------------|------------|
|    |                                    |                 | Negro (NH-1)             | Azul buriti-R (PB-362R) | Rojo maceio (R-206) |                                |            |
| 1  | Bastidor                           | 50100-KBB-980   | ZB                       | ZB                      | ZB                  | C-28                           | 2          |
| 2  | Cofia Horquilla Delantera          | 51611-KR6-013   | ZH                       | ZH                      | ZH                  | C-8                            | 21         |
| 3  | Cubierta, Lateral Izquierda        | 83600-KBB-D40   | ZB                       | ZA                      | ZB                  | C-15                           | 4          |
| 4  | Cubierta, Lateral Derecha          | 83500-KBB-D40   | ZB                       | ZA                      | ZB                  | C-15                           | 2          |
| 5  | Ens. Amortiguador Trasero          | 52400-KBB-981   | ZA                       | ZA                      | ZA                  | C-22                           | 1          |
| 6  | Guardafango, Trasero               | 80200-KBB-980   | ZD                       | ZD                      | ZD                  | C-23                           | 12         |
| 7  | Guardafango, Delantero             | 61100-KBB-980   | ZD                       | ZC                      | ZB                  | C-7                            | 1          |
| 8  | Empuñadura, Der. Tras.             | 50311-KBB-900   | ZB                       | ZB                      | ZB                  | C-23                           | 5          |
| 9  | Protector, Palanca Izquierda       | 53185-KBB-980   | ZA                       | ZA                      | ZA                  | C-3                            | 19         |
| 10 | Protector, Palanca Derecha         | 53180-KBB-980   | ZA                       | ZA                      | ZA                  | C-4                            | 12         |
| 11 | Guía, Aire                         | 64203-KBB-900   | ZB                       | ZJ                      | ZH                  | C-13                           | 15         |
| 12 | Soporte, Superior                  | 53131-KBB-950   | ZA                       | ZA                      | ZA                  | C-5                            | 8          |
| 13 | Marca B de Cubierta Lateral Izq.   | 87134-KBB-970   | ZC                       | ZC                      | ZC                  | C-31                           | 7          |
| 14 | Marca B de Cubierta Lateral Der.   | 87133-KBB-970   | ZC                       | ZC                      | ZC                  | C-31                           | 6          |
| 15 | Franja, HONDA                      | 61310-KPE-900   | ZA                       | ZA                      | ZA                  | C-31                           | 1          |
| 16 | Placa, Suspensión de Motor Del.    | 50203-KBB-900   | ZC                       | ZC                      | ZC                  | C-28                           | 5          |
| 17 | Asiento, Doble                     | 77200-KBB-980   | ZA                       | ZA                      | ZA                  | C-14                           | 3          |
| 18 | Juego Carenado, Izquierdo          | 19200-KBB-D40   | ZC                       | ZA                      | ZB                  | C-13                           | 14         |
| 19 | Juego Carenado, Derecho            | 19100-KBB-D40   | ZC                       | ZA                      | ZB                  | C-13                           | 13         |
| 20 | Apoyo de Tanque Tras.              | 50205-KBB-900   | ZC                       | ZC                      | ZC                  | C-28                           | 7          |
| 21 | Franja, Izquierda Carenado         | 86192-KBB-D40   | ZC                       | ZA                      | ZB                  | C-31                           | 3          |
| 22 | Franja, Cubierta Lateral Izquierda | 86832-KBB-D40   | ZB                       | ZA                      | ZB                  | C-31                           | 5          |
| 23 | Franja, Derecha Carenado           | 86191-KBB-D40   | ZC                       | ZA                      | ZB                  | C-31                           | 2          |
| 24 | Franja, Cubierta Lateral Derecha   | 86831-KBB-D40   | ZB                       | ZA                      | ZB                  | C-31                           | 4          |
| 25 | Juego Tanque, Combustible          | 17550-KHA-940   | ZB                       | ZB                      | ZC                  | C-13                           | 9          |
| 26 | Visor, Delantero                   | 61300-KBB-D40   | ZA                       | ZA                      | ZA                  | C-1                            | 9          |



## Manguera de Combustible, Mangueras de Aplicaciones Generales y Mangueras de Vinilo

- La manguera de combustible de piezas estándar, manguera de aplicaciones generales y la manguera de vinilo pueden sustituirse por la pieza sin envasar bobinada.
- Cuando efectúe pedidos de la manguera de combustible de partes estándar, manguera de aplicaciones generales y manguera de vinilo, emplee el número de parte sin envasar escrito entre paréntesis ( ) en el catálogo de partes, debajo del nombre de la parte, o emplee el catálogo de abajo. (La longitud estándar de la pieza sin envasar es de 1 m, aunque las mostradas en el catálogo < > están disponibles en longitudes de 3 m y 8 m.)
- Cuando cambie la manguera, corte y emplee la manguera a la longitud especificada como se menciona en el nombre de la pieza. (En cuanto al método de corte de la pieza sin envasar, y método de relleno de pedidos, etc., consulte el manual de servicio y las instrucciones que acompañan a la pieza sin envasar.)
- La lista siguiente es un catálogo de los números de pieza estándar y números de pieza sin envasar. Tenga presente que estos números son aplicables solo a las piezas de reemplazo enumeradas en la lista.

### ⚠ ADVERTENCIA

**Es PELIGROSO confundir la manguera de combustible con la manguera de aplicaciones generales o manguera de vinilo. Jamás emplee una manguera de aplicaciones generales una manguera de vinilo en lugar de una manguera de combustible ni vice-versa. Emplee siempre la pieza sin envasar correcta de la lista de piezas, de acuerdo con el manual de servicio o las instrucciones que acompañan a la pieza sin envasar.**

| Manguera de Combustible/Tubos |                                      |                        |              |
|-------------------------------|--------------------------------------|------------------------|--------------|
| Número de Pieza Estandar      | Número de Pieza Sin Envasar          | Pieza Sin Envasar      |              |
|                               |                                      | Diámetro Interior (mm) | Longitud (m) |
| 95001-30xxx-2x                | 95001-30001-20M                      | 3,0                    | 1            |
| 95001-30xxx-3x                | 95001-30001-30M                      | 3,0                    | 1            |
| 95001-30xxx-4x                | 95001-30001-40M                      | 3,0                    | 1            |
| 95001-35xxx-2x                | 95001-35001-50M<br><95001-35003-50M> | 3,5                    | 1<br>3       |

| Mangueras de Combustible/Tubos (cont.)             |   |                        |              |
|--|---|------------------------|--------------|
| Número de Pieza Estandar                           | Número de Pieza Sin Envasar                               | Pieza Sin Envasar      |              |
|  |   | Diámetro Interior (mm) | Longitud (m) |
| 95001-35xxx-3x<br>95001-35xxx-4x<br>95001-35xxx-6x | 95001-35001-60M<br><95001-35003-60M>                      | 3,5                    | 1<br>3       |
| 95001-35xxx-5x                                     | 95001-35001-50M<br><95001-35003-50M>                      | 3,5                    | 1<br>3       |
| 95001-45xxx-2x<br>95001-45xxx-5x                   | 95001-45001-50M<br><95001-45003-50M>                      | 4,5                    | 1<br>3       |
| 95001-45xxx-3x<br>95001-45xxx-4x<br>95001-45xxx-6x | 95001-45001-60M<br><95001-45003-60M><br><95001-45008-60M> | 4,5                    | 1<br>3<br>8  |
| 95001-55xxx-2x<br>95001-55xxx-5x                   | 95001-55001-50M<br><95001-55003-50M><br><95001-55008-50M> | 5,5                    | 1<br>3<br>8  |
| 95001-55xxx-3x<br>95001-55xxx-4x<br>95001-55xxx-6x | 95001-55001-60M<br><95001-55003-60M><br><95001-55008-60M> | 5,5                    | 1<br>3<br>8  |
| 95001-75xxx-2x<br>95001-75xxx-5x                   | 95001-75001-50M<br><95001-75003-50M>                      | 7,5                    | 1<br>3       |
| 95001-75xxx-3x<br>95001-75xxx-4x<br>95001-75xxx-6x | 95001-75001-60M<br><95001-75003-60M><br><95001-75008-60M> | 7,5                    | 1<br>3<br>8  |
| 95001-80xxx-2x<br>95001-80xxx-5x                   | 95001-80001-50M   | 8,0                    | 1            |
| 95001-80xxx-3x<br>95001-80xxx-4x<br>95001-80xxx-6x | 95001-80001-60M   | 8,0                    | 1            |



1

**Mangueras de Aplicaciones Generales**

| Número de Pieza Estandar | Número de Pieza Sin Envasar          | Pieza Sin Envasar      |              |
|--------------------------|--------------------------------------|------------------------|--------------|
|                          |                                      | Diámetro Interior (mm) | Longitud (m) |
| 95005-11xxx-3x           | 95005-11001-30M                      | 11,0                   | 1            |
| 95005-11xxx-5x           | 95005-11001-50M                      | 11,0                   | 1            |
| 95005-12xxx-1x           | 95005-12001-10M<br><95005-12003-10M> | 12,0                   | 1            |
| 95005-12xxx-2x           | 95005-12001-20M                      | 12,0                   | 1            |
| 95005-12xxx-3x           | 95005-12001-30M                      | 12,0                   | 1            |
| 95005-12xxx-5x           | 95005-12001-50M                      | 12,0                   | 1            |
| 95005-14xxx-1x           | 95005-14001-10M                      | 14,0                   | 1            |
| 95005-14xxx-2x           | 95005-14001-20M<br><95005-14003-20M> | 14,0                   | 1<br>3       |
| 95005-14xxx-3x           | 95005-14001-30M                      | 14,0                   | 1            |
| 95005-14xxx-5x           | 95005-14001-50M                      | 14,0                   | 1            |
| 95005-17xxx-1x           | 95005-17001-10M                      | 17,0                   | 1            |
| 95005-17xxx-2x           | 95005-17001-20M                      | 17,0                   | 1            |
| 95005-17xxx-3x           | 95005-17001-30M                      | 17,0                   | 1            |
| 95005-17xxx-5x           | 95005-17001-50M                      | 17,0                   | 1            |
| 95005-30xxx-3x           | 95005-30001-30M                      | 3,0                    | 1            |
| 95005-30xxx-4x           | 95005-30001-50M                      | 3,0                    | 1            |
| 95005-35xxx-1x           | 95005-35001-10M<br><95005-35003-10M> | 3,5                    | 1<br>3       |
| 95005-35xxx-4x           | <95005-35008-10M>                    |                        | 8            |
| 95005-35xxx-2x           | 95005-35001-20M                      | 3,5                    | 1            |
| 95005-35xxx-3x           | 95005-35001-30M                      | 3,5                    | 1            |
| 95005-35xxx-5x           | 95005-35001-50M                      | 3,5                    | 1            |
| 95005-45xxx-1x           | 95005-45001-10M<br><95005-45003-10M> | 4,5                    | 1<br>3       |
| 95005-45xxx-4x           | <95005-45008-10M>                    |                        | 8            |
| 95005-45xxx-2x           | 95005-45001-20M                      | 4,5                    | 1            |

**Mangueras de Aplicaciones Generales (cont.)**

| Número de Pieza Estandar | Número de Pieza Sin Envasar          | Pieza Sin Envasar      |              |
|--------------------------|--------------------------------------|------------------------|--------------|
|                          |                                      | Diámetro Interior (mm) | Longitud (m) |
| 95005-45xxx-3x           | 95005-45001-30M                      | 4,5                    | 1            |
| 95005-45xxx-5x           | 95005-45001-50M                      | 4,5                    | 1            |
| 95005-50xxx-3x           | 95005-50001-30M<br><95005-50003-30M> | 5,0                    | 1<br>3       |
| 95005-50xxx-5x           | 95005-50001-50M                      |                        | 1            |
| 95005-55xxx-1x           | 95005-55001-10M<br><95005-55003-10M> | 5,3                    | 1<br>3       |
| 95005-55xxx-4x           | <95005-55008-10M>                    |                        | 8            |
| 95005-55xxx-2x           | 95005-55001-20M<br><95005-55003-20M> | 5,3                    | 1<br>3       |
| 95005-65xxx-1x           | 95005-65001-10M<br><95005-65003-10M> |                        | 6,5          |
| 95005-65xxx-2x           | 95005-65001-20M                      | 1                      |              |
| 95005-70xxx-3x           | 95005-70001-30M<br><95005-70003-30M> | 7,0                    | 1<br>3       |
| 95005-70xxx-5x           | 95005-70001-50M                      |                        | 1            |
| 95005-75xxx-1x           | 95005-75001-10M<br><95005-75003-10M> | 7,3                    | 1<br>3       |
| 95005-75xxx-2x           | 95005-75001-20                       |                        | 1            |
| 95005-80xxx-1x           | 95005-80001-10M<br><95005-80003-10M> | 8,0                    | 1<br>3       |
| 95005-80xxx-2x           | 95005-80001-50M                      |                        | 1            |
| 95005-80xxx-3x           | 95005-80001-30M                      | 8,0                    | 1            |
| 95005-80xxx-5x           | 95005-80001-50M                      | 8,0                    | 1            |
| 95005-91xxx-3x           | 95005-91001-30M                      | 12,0                   | 1            |
| 95005-91xxx-5x           | 95005-91001-50M                      | 12,0                   | 1            |
| 95005-92xxx-3x           | 95005-92001-30M                      | 12,0                   | 1            |
| 95005-92xxx-5x           | 95005-92001-50M                      | 12,0                   | 1            |





| Manguera de Vinilo               |   |                        |                        |              |
|----------------------------------|---|------------------------|------------------------|--------------|
| Número de Pieza Estandar         | Número de Pieza Sin Envasar                               | Pieza Sin Envasar      |                        |              |
|                                  |   | Diámetro Interior (mm) | Diámetro Exterior (mm) | Longitud (m) |
| 95003-01xxx-3x<br>95003-01xxx-60 | 95003-01001-60M<br><95003-01003-60M>                      | 2,9                    | 6,8                    | 1<br>3       |
| 95003-03xxx-3x<br>95003-03xxx-60 | 95003-03001-60M<br><95003-03003-60M>                      | 3,0                    | 6,0                    | 1<br>1       |
| 95003-05xxx-3x<br>95003-05xxx-60 | 95003-05001-60M<br><95003-05003-60M><br><95003-05008-60M> | 3,5                    | 6,5                    | 1<br>3<br>8  |
| 95003-07xxx-1x<br>95003-07xxx-20 | 95003-07001-10M<br><95003-07003-10M>                      | 4,0                    | 7,0                    | 1<br>3       |
| 95003-07xxx-3x<br>95003-07xxx-60 | 95003-07001-60M<br><95003-07003-60M><br><95003-07008-60M> | 4,0                    | 7,0                    | 1<br>3<br>8  |
| 95003-07xxx-7x                   | 95003-07001-70M<br><95003-07003-70M><br><95003-07008-70M> | 4,0                    | 7,0                    | 1<br>3<br>8  |
| 95003-08xxx-1x                   | 95003-08001-10M<br><95003-08003-30M><br><95003-08008-80M> | 4,5                    | 6,5                    | 1<br>3<br>8  |
| 95003-09xxx-3x<br>95003-09xxx-60 | 95003-09001-60M<br><95003-09003-60M>                      | 4,5                    | 8,0                    | 1<br>3       |
| 95003-10xxx-1x<br>95003-10xxx-20 | 95003-12001-10M<br><95003-12003-10M><br><95003-12008-10M> | 5,0                    | 7,0                    | 1<br>3<br>8  |
| 95003-10xxx-1x<br>95003-10xxx-20 | 95003-10001-10M<br><95003-10003-10M>                      | 5,0                    | 8,0                    | 1<br>3       |
| 95003-10xxx-3x<br>95003-10xxx-60 | 95003-10001-60M<br><95003-10003-60M>                      | 5,0                    | 8,0                    | 1<br>3       |

| Manguera de Vinilo               |   |                        |                        |              |
|----------------------------------|---|------------------------|------------------------|--------------|
| Número de Pieza Estandar         | Número de Pieza Sin Envasar                               | Pieza Sin Envasar      |                        |              |
|                                  |   | Diámetro Interior (mm) | Diámetro Exterior (mm) | Longitud (m) |
| 95003-11xxx-3x<br>95003-11xxx-60 | 95003-11001-60M<br><95003-11003-60M><br><95003-11008-60M> | 5,0                    | 9,0                    | 1<br>3<br>8  |
| 95003-12xxx-1x<br>95003-12xxx-20 | 95003-12001-10M<br><95003-12003-10M><br><95003-12008-10M> | 5,0                    | 7,0                    | 1<br>3<br>8  |
| 95003-14xxx-1x<br>95003-14xxx-20 | 95003-14001-10M<br><95003-14003-10M>                      | 6,0                    | 9,0                    | 1<br>3       |
| 95003-14xxx-3x                   | 95003-14001-60M<br><95003-14003-60M>                      | 6,0                    | 9,0                    | 1<br>3       |
| 95003-17xxx-1x                   | 95003-17001-10M<br><95003-17003-10M>                      | 7,0                    | 9,0                    | 1<br>3       |
| 95003-19xxx-1x<br>95003-19xxx-20 | 95003-19001-10M<br>95003-19003-10M<br><95003-19008-10M>   | 7,0                    | 11,0                   | 1<br>3<br>8  |
| 95003-19xxx-3x<br>95003-19xxx-60 | 95003-19001-60M<br><95003-19003-60M><br><95003-19008-60M> | 7,0                    | 11,0                   | 1<br>3<br>8  |
| 95003-21xxx-1x<br>95003-21xxx-20 | 95003-21001-10M<br><95003-21003-10M>                      | 8,0                    | 9,0                    | 1<br>3       |
| 95003-23xxx-1x<br>95003-23xxx-20 | 95003-23001-10M<br><95003-23003-10M>                      | 8,0                    | 12,0                   | 1<br>3       |
| 95003-23xxx-3x<br>95003-23xxx-60 | 95003-23001-60M<br><95003-23003-60M><br><95003-23008-60M> | 8,0                    | 12,0                   | 1<br>3<br>8  |
| 95003-25xxx-1x<br>95003-25xxx-20 | 95003-25001-10M<br><95003-25003-10M>                      | 9,0                    | 11,0                   | 1<br>3       |
| 95003-25xxx-3x                   | 95003-25001-60M<br><95003-25003-60M>                      | 9,0                    | 11,0                   | 1<br>3       |



| Manguera de Vinilo               |   |                        |                        |              |
|----------------------------------|---|------------------------|------------------------|--------------|
| Número de Pieza Estandar         | Número de Pieza Sin Envasar                               | Pieza Sin Envasar      |                        |              |
|                                  |   | Diámetro Interior (mm) | Diámetro Exterior (mm) | Longitud (m) |
| 95003-25xxx-7x                   | 95003-25001-70M<br><95003-25003-70M>                      | 9,0                    | 11,0                   | 1<br>3       |
| 95003-27xxx-1x<br>95003-27xxx-20 | 95003-27001-10M<br><95003-27003-10M>                      | 9,0                    | 13,0                   | 1<br>3       |
| 95003-27xxx-3x<br>95003-27xxx-60 | 95003-27001-60M<br><95003-27003-60M>                      | 9,0                    | 13,0                   | 1<br>3       |
| 95003-33xxx-1x<br>95003-33xxx-20 | 95003-33001-10M<br><95003-33003-10M>                      | 10,0                   | 14,0                   | 1<br>3       |
| 95003-36xxx-1x<br>95003-36xxx-20 | 95003-36001-10M<br><95003-36003-10M><br><95003-36008-10M> | 11,0                   | 13,0                   | 1<br>3<br>8  |
| 95003-37xxx-3x<br>95003-37xxx-60 | 95003-37001-60M<br><95003-37003-60M>                      | 11,0                   | 15,0                   | 1<br>3       |
| 95003-38xxx-1x<br>95003-38xxx-20 | 95003-38001-10M<br><95003-38003-10M>                      | 12,0                   | 13,0                   | 1<br>3       |
| 95003-39xxx-1x<br>95003-39xxx-20 | 95003-39001-10M<br><95003-39003-10M>                      | 12,0                   | 14,0                   | 1<br>3       |
| 95003-40xxx-20                   | 95003-40001-10M<br><95003-40003-10M>                      | 12,0                   | 16,0                   | 1<br>3       |
| 95003-40xxx-3x<br>95003-40xxx-60 | 95003-40001-60M<br><95003-40003-60M>                      | 12,0                   | 16,0                   | 1<br>3       |
| 95003-43xxx-1x<br>95003-43xxx-20 | 95003-43001-10M<br><95003-43003-10M><br><95003-43008-10M> | 13,0                   | 15,0                   | 1<br>3<br>8  |
| 95003-45xxx-1x<br>95003-45xxx-20 | 95003-45001-10M<br><95003-45003-10M><br><95003-45008-10M> | 14,0                   | 18,0                   | 1<br>3<br>8  |
| 95003-50xxx-1x<br>95003-50xxx-20 | 95003-50001-10M<br><95003-50003-10M>                      | 16,0                   | 19,0                   | 1<br>3       |

| Manguera de Vinilo               |                                      |                        |                        |              |
|----------------------------------|--------------------------------------|------------------------|------------------------|--------------|
| Número de Pieza Estandar         | Número de Pieza Sin Envasar          | Pieza Sin Envasar      |                        |              |
|                                  |                                      | Diámetro Interior (mm) | Diámetro Exterior (mm) | Longitud (m) |
| 95003-50xxx-3x                   | 95003-50001-60M<br><95003-50003-60M> | 16,0                   | 19,0                   | 1<br>3       |
| 95003-55xxx-1x<br>95003-55xxx-20 | 95003-55001-10M<br><95003-55003-10M> | 17,5                   | 20,5                   | 1<br>3       |
| 95003-60xxx-1x<br>95003-60xxx-20 | 95003-60001-10M<br><95003-60003-10M> | 22,0                   | 27,0                   | 1<br>3       |
| 95003-60xxx-3x<br>95003-60xxx-60 | 95003-60001-60M<br><95003-60003-60M> | 22,0                   | 27,0                   | 1<br>3       |

**NOTA:** X se muestra para representar al omitirse números y letras del alfabeto latino.



### Número de Pieza sin Envasar de la Manguera de Combustible, Mangueras de Aplicaciones Generales y Manguera de Vinilo

Ejemplo: 9 5 0 0 1 - 7 5 0 0 1 - 5 0 M

Número de Pieza sin Envasar: Se refiere a la pieza sin envasar

Código de Marca (Tipo de Manguera): (Manguera de Combustible y Manguera de Aplicaciones Generales)

Código de Cambio (para Manguera Añadida); (Manguera de Vinilo)

\* Indica la marca de número o Secuencia de Cambio, aunque el código para la pieza sin envasar debe ser estrictamente 0 (cero).

Tipos de Código:

- Manguera de Combustible
  - 2: Trenzado Exterior Roja (Solo 3 mm de Diámetro Interior)
  - 5: Trenzado Interior Negra
  - 3: Roja (Solo 3 mm de Diámetro Interior)
  - 4: Gris con Franja Roja (Solo 3 mm de Diámetro Interior)
  - 6: Negro
- Manguera de Vinilo
  - 1: Transparente
  - 2: Negro
  - 3: Rojo Claro
  - 6: Rojo Claro
  - 7: Negro Pálido
- Mangueras de Aplicaciones Generales
  - 1: Gris
  - 2: Gris
  - 3: Negro
  - 4: Negro

Longitudes: 001: 1 m (Standard)  
003: 3 m  
008: 8 m

Código de Diámetro Int. (Manguera de Combustible y Manguera de Aplicaciones Generales)

- |                   |                   |                                     |
|-------------------|-------------------|-------------------------------------|
| 30: 3.0 mm        | 65: 6.5 mm        | 91: 12 (Diámetro Exterior de 15) mm |
| 35: 3.5 mm        | 70: 7.0 mm        | 92: 12 (Diámetro Exterior de 16) mm |
| 45: 4.5 mm        | 75: 7.3 mm, 7.5mm | 12: 12 (Diámetro Exterior de 17) mm |
| 50: 5.0 mm        | 80: 8.0 mm        | 14: 14 mm                           |
| 55: 5.3 mm, 5.5mm | 11: 11 mm         | 17: 17mm                            |

Código de Diámetro Ext./Int. (Manguera de Vinilo)

- |                       |                        |                         |                         |                         |
|-----------------------|------------------------|-------------------------|-------------------------|-------------------------|
| 01: DI 2,9, DE 6,8 mm | 12: DI 5,0, DE 7,0 mm  | 21: DI 8,0, DE 9,0 mm   | 37: DI 11,0, DE 15,0 mm | 50: DI 16,0, DE 19,0 mm |
| 03: DI 3,0, DE 6,0 mm | 10: DI 5,0, DE 8,0 mm  | 23: DI 8,0, DE 12,0 mm  | 38: DI 12,0, DE 13,0 mm | 55: DI 17,5, DE 20,5 mm |
| 05: DI 3,5, DE 6,5 mm | 11: DI 5,0, DE 9,0 mm  | 25: DI 9,0, DE 11,0 mm  | 39: DI 12,0, DE 14,0 mm | 60: DI 22,0, DE 27,0 mm |
| 07: DI 4,0, DE 7,0 mm | 14: DI 6,0, DE 9,0 mm  | 27: DI 9,0, DE 13,0 mm  | 40: DI 12,0, DE 16,0 mm |                         |
| 08: DI 4,5, DE 6,5 mm | 17: DI 7,0, DE 9,0 mm  | 33: DI 10,0, DE 14,0 mm | 43: DI 13,0, DE 15,0 mm |                         |
| 09: DI 4,5, DE 8,0 mm | 19: DI 7,0, DE 11,0 mm | 36: DI 11,0, DE 13,0 mm | 45: DI 14,0, DE 18,0 mm |                         |

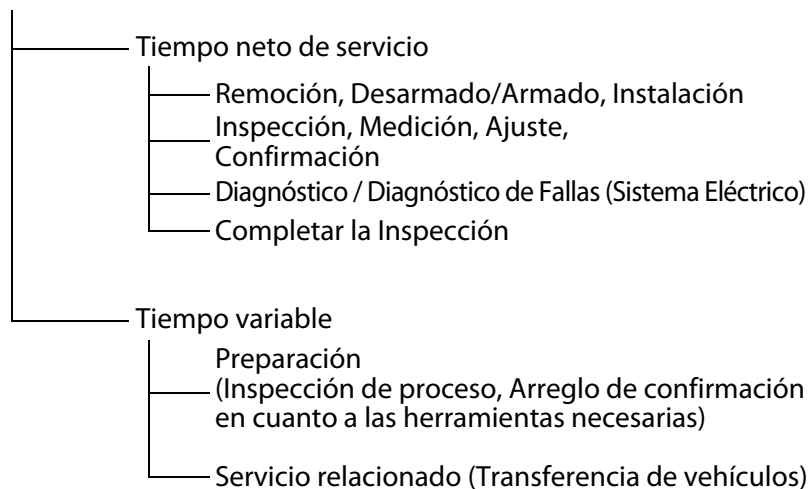
Tipo de Manguera: 1: Manguera de Combustible  
3: Manguera de Vinilo  
5: Mangueras de Aplicaciones Generales



## Modo de Usar la Tarifa Horaria Llana (THLL)

El tiempo padrón de servicio (THLL) significa el tiempo padrón requerido para reparar un MC, que está relacionado en este manual para ayudar los concesionarios a controlar el proceso de servicio real y a calcular la tasa de servicio, utilizándolo como una guía.

### Sistema para determinar el THLL



\* Tiempo variable se determina, multiplicándose el tiempo neto de servicio por un determinado coeficiente.

### Estilo editorial

Los puntos de servicio mostrados en el texto están listados con el tiempo de cambio de servicio para las piezas vendidas en el taller. Otros puntos representativos de servicio que no utilizan piezas de reparación (remoción/instalación, ajuste, inspección/medición y otros servicios) están listados colectivamente en la relación en el prefacio, clasificados de acuerdo con el servicio.

### Padrón para determinar THLL

- Se adopta el sistema decimal (en unidad de 0,1) para determinar THLL pues es conveniente para calcular los sueldos.  
Ejemplo: Ejemplo: (0,1)  $\Rightarrow$  6 minutos, (0,2)  $\Rightarrow$  12 minutos  
[Costo de mano de obra por hora] x [THLL] = [Sueldo]
- THLL se determina con una herramienta manual.
- Los puntos de servicio y THLL se podrían cambiar dependiendo del desarrollo de herramientas y equipamientos de servicio y aún de mejoras en el procedimiento de servicio.

### Procedimiento de Servicio

- Teniendo en cuenta que el procedimiento de servicio se determina con el tiempo de trabajo de acuerdo con el método descrito en el Manual de Servicio separado, véase este Manual, según requerido.
- Se utilizan métodos de trabajo que permiten efectuar las reparaciones en el tiempo más corto y aún asegurando un trabajo seguro y la garantía del producto al determinarse los puntos de servicio no relacionados en este Manual de Servicio.
- El trabajo se debe efectuar básicamente por una persona y cuando fuesen requeridas dos o más personas, la determinación de las horas se efectúa para el tiempo total para la cantidad de empleados.
- Para evaluar los conocimientos de la mecánica, la Honda utiliza como estándar una persona con tres años de experiencia en reparaciones de vehículos Honda.
- Las herramientas especiales y los equipamientos de servicio utilizados para determinar el THLL son aquellos especificados o recomendados en el Manual de Servicio y publicaciones técnicas emitidas sobre el tema.

### Punto de servicio cuyo THLL no está presentado

- Accesorios y piezas de servicio que no están relacionados para uso en este manual.
- Puntos con poco envejecimiento o rotura durante el uso normal.
- Servicios que se pueden acabar con un toque.
- Servicios que casi nunca son efectuados (por ejemplo, causas extremadamente pequeñas de falla y frecuencia de servicio).
- \* Cuando el THLL no fuese presentado, por favor calcule los sueldos basado en el tiempo real de trabajo apropiado.



### Operación sin la inclusión de THLL

- Purga de aceite y de líquido de enfriamiento; tiempo de espera para operaciones de calentamiento, etc.
- Operación adicional que involucra la remoción/instalación de equipamientos exteriores estándares.
- Tiempo indirecto de servicio gastado al visitar el cliente, transacciones y entrega de un MC.
- Tiempo indirecto necesario para solicitar y entregar las piezas.
- Costo de grasa, producto adhesivo, etc., utilizados en los servicios de reparación.

### Aclaración de THLL, utilizándose un ejemplo (El ejemplo podría diferir de los puntos reales presentados)

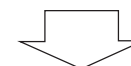
| Ref. N° | NOMO    | (N° de referencia) | Descripción                           | THLL |
|---------|---------|--------------------|---------------------------------------|------|
| 1       | 111118  | (1, 3, 4, 7)       | Árbol de Levas .....                  | 4,5  |
| 2       | 111118A |                    | Reemplazar el balancín, Agregar ..... | 1,0  |

- 1 N° de Referencia de la ilustración de la pieza que señala el local de servicio de reemplazo.
- 2 THLL es la abreviatura de Tarifa Horaria Llana que señala el tiempo padrón de servicio requerido para efectuar el reemplazo.
- 3 NOMO es la abreviatura de Número de Operación de Mano de Obra, y representa la clasificación de los puntos de servicio por código unitario de servicio. Se utiliza el mismo código de operación, sin tener en cuenta los modelos. La operación estándar se indica a través de un código de 6 dígitos, y una operación adicional se indica a través de un código de 7 dígitos.

- 4 Señalando el reemplazo del árbol de levas y THLL 4.5.
- 5 Señalando THLL 1.0 que será agregado cuando fuese efectuada la operación adicional (reemplazar el balancín) junto con el reemplazo del árbol de levas.
- 6 Señalando contenidos de trabajo que están incluidos en el punto de servicio.
- 7 Señalando un N° de referencia cuya operación y tiempo son los mismos para THLL 4.5 para el árbol de levas. (El rango de aplicación está limitada a los puntos de servicio sin una determinación de NOMO dentro de un mismo bloque.)

### Cómo referirse al punto de servicio, utilizando la muestra (reemplazo del árbol de levas)

Abra la página del bloque en la que se muestra la ilustración de la pieza de repuesto del árbol de levas.



Mire la ilustración del árbol de levas y véase el punto de servicio y el THLL que está de acuerdo con el número de referencia.

### Marca de indicación para la relación de puntos de servicios que continúan en la página siguiente

| Ref. N° | NOMO   | (N° de referencia) | Descripción          | THLL |
|---------|--------|--------------------|----------------------|------|
| 2       | 111118 |                    | Árbol de Levas ..... | 4,5  |
| +       |        |                    |                      |      |

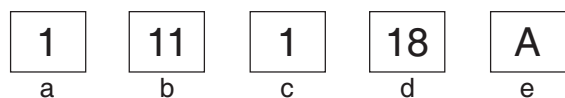
Marca señalada en la última línea.



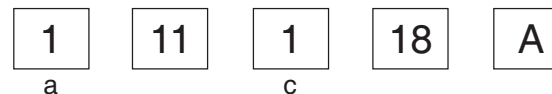
### Indicación del bloque sin la determinación de THLL

|                       |      |                                   |      |
|-----------------------|------|-----------------------------------|------|
| Ref. N°               | NOMO | (N° de referencia)<br>Descripción | THLL |
| Sin Información ..... |      |                                   | -    |

### Sistema de código NOMO



- a) Código de categoría.....Motor
- b) Ubicación/Código de función .....Parte superior del motor
- c) Código de operación .....Reemplazar
- d) Número secuencial de operación.....(Código unitario se puede mostrar con alfabeto) árbol de levas (Ninguna regla regular de código)
- e) Código adicional .....reemplazar el balancín (Ninguna regla regular de código)



### a) Códigos de categoría y clasificación

| Código | Categoría               |
|--------|-------------------------|
| 1      | Motor                   |
| 2      | Transmisión             |
| 3      | Combustible & Escape    |
| 4      | Bastidor & Carrocería   |
| 5      | Dirección/ Suspensión   |
| 6      | Sistema Eléctrico       |
| 7      | Ruedas/ Frenos          |
| 8      | Controles/ Instrumentos |
| 9      | -                       |
| 0      | -                       |

### c) Códigos de operación y clasificación

| Código | Categoría de operación                                 |
|--------|--|
| 1      | Reemplazo, Remoción/Instalación, Cambio                |
| 2      | Revisión   |
| 3      | Ajuste/Balanceo  |
| 4      | (Servicio relacionado con pintura: Capa superior)      |
| 5      | Prueba, Inspección/Diagnóstico, Medición, Inspección   |
| 6      | (Servicio relacionado con revisión: Reacondicionar)    |
| 7      | (Servicio relacionado con revisión: Sellar nuevamente) |
| 8      | (Rectificar)   |
| 9      | (Servicio relacionado con pintura: Dar nuevo acabado)  |
| 0      | Reparación, Limpieza, Purga de aire                    |

**OPERACIONES, EXCEPTO REEMPLAZO DE PIEZAS**

Puntos de servicio principales sin utilizar las piezas de repuesto

- (1) Remoción/Instalación      (2) Ajuste  
 (3) Inspección/Medición      (4) Revisión      (5) Otros servicios

[ M: Motor, C: Bastidor ]

**(1) Remoción e instalación**

Determine la configuración con las piezas quitadas del vehículo.

|   | NOMO   | DESCRIPCIÓN  | THLL |
|---|--------|--|------|
| M | 1101E5 | <b>Conjunto del Motor Remoción/Instalación</b><br>Incluye: Todos los Ajustes Necesarios        | 1,7  |
|   | 1111K0 | <b>Conjunto de La Culata Remoción/Instalación</b><br>Incluye: Remoción e instalación del motor | 2,7  |
|   | 3111D6 | <b>Conjunto del Carburador Remoción/Instalación</b>  | 0,5  |
|   | 1101E6 | <b>Separación de la Carcasa del Motor</b><br>Incluye: Remoción e instalación del motor         | 4,3  |

**(2) Ajuste**

|   | NOMO   | DESCRIPCIÓN   | THLL |
|---|--------|---|------|
| M | 3113A0 | <b>Carburador, Ralentí - Ajuste</b>                                   | 0,1  |
|   | 2123A0 | <b>Embrague - Ajuste</b><br>Incluye: Ajuste de La Palanca de Embrague | 0,1  |
|   | 6143A1 | <b>Bujía de Encendido - Ajuste/Limpieza</b>                           | 0,1  |
|   | 1113A0 | <b>Holgura de la Válvula - Ajuste</b><br>NOTA: Para 1 Vehículo        | 0,3  |

|   |        |   |     |
|---|--------|---|-----|
| C | 6163A0 | <b>Faro - Regulación</b>  | 0,1 |
|   | 2133A0 | <b>Cadena de Distribución - Ajuste</b>  | 0,1 |
|   | 7113A1 | <b>Freno Trasero - Ajuste</b><br>Excluye: Ajuste de La Zapata del Freno Trasero | 0,1 |
|   | 3113A3 | <b>Funcionamiento del Acelerador - Ajuste</b>                                   | 0,1 |

**(3) Inspección, Medición**

|   | NOMO   | DESCRIPCIÓN   | THLL |
|---|--------|---|------|
| M | 1115A0 | <b>Presión de Compresión - Medición</b>                           | 0,1  |
|   | 3115A0 | <b>Carburador, Nivel Flotador - Medición</b>                      | 0,5  |
|   | 6145A0 | <b>Puesta a Punto de Encendido - Inspección</b>                   | 0,2  |
| C | 6105A0 | <b>Batería - Inspección del Nivel del Electrólito &amp; Carga</b> | 0,1  |

**(4) Revisión**

Condición de servicio: Las mediciones, inspecciones, ajustes y limpieza/lavado requeridos de cada pieza son efectuados, incluyéndose el trabajo de remoción/instalación de la carrocería principal y aún el reemplazo de las piezas defectuosas.

|   | NOMO   | DESCRIPCIÓN   | THLL |
|---|--------|---|------|
| M | 311200 | <b>Carburador - Revisión</b><br>Incluye: Todos los Ajustes Necesarios | 0,7  |

**(5) Otros servicios**

|   | NOMO   | DESCRIPCIÓN  | THLL |
|---|--------|--|------|
| M | 1130A1 | <b>Tamiz del Filtro de Aceite - Limpieza</b>           | 0,9  |
| C | 3120A0 | <b>Elemento del Filtro de Aire - Limpieza</b>          | 0,2  |
|   | 7110A0 | <b>Freno Delantero - Sangría de Aire de los Frenos</b> | 0,2  |



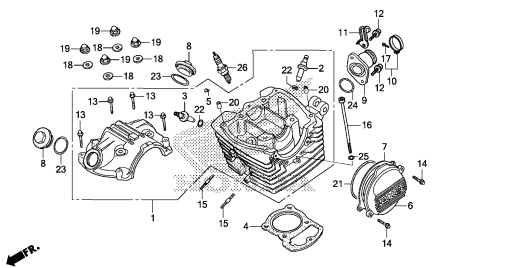




# GRUPO DE MOTOR

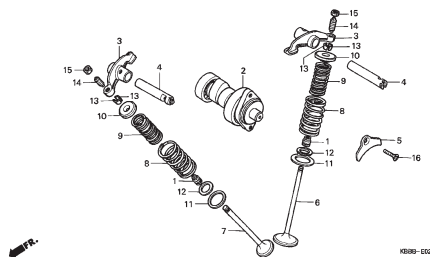
• El número de referencia en la ilustración de índices puede ser diferente del que aparece en el texto.

### M-1 Cubierta de la Culata/Culata



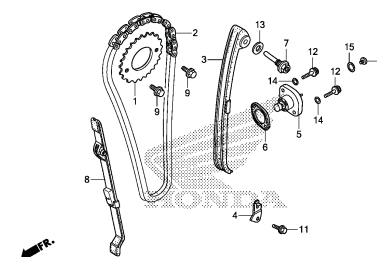
KBB7E1100

### M-2 Arbol de Levas/Valvula



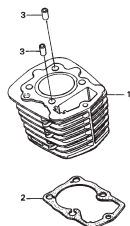
KBB8-E000

### M-3 Cadena de Levas/Tensionador



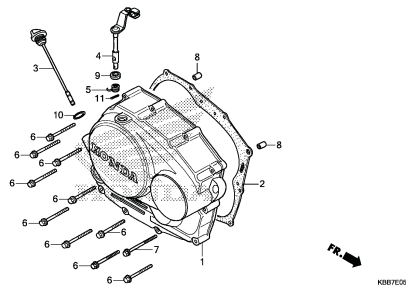
KBB7E000

### M-4 Cilindro



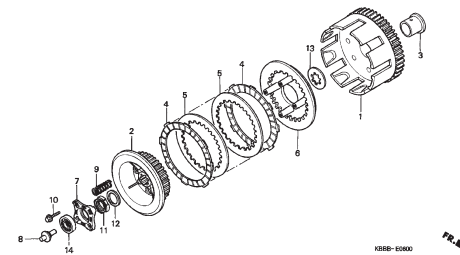
KBB8-D060

### M-5 Cubierta de la Carcasa Derecha del Motor



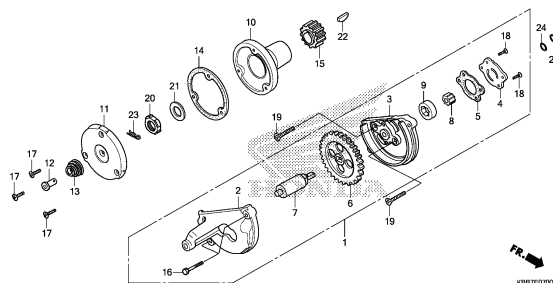
KBB7E000

### M-6 Embrague



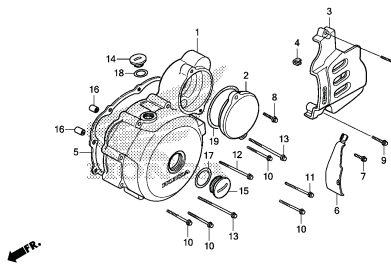
KBB8-E000

### M-7 Bomba de Aceite



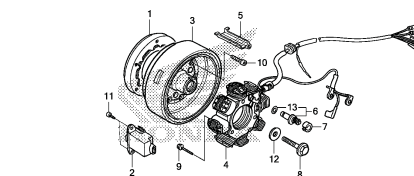
KBB7E000

### M-8 Cubierta de la Carcasa Izquierda del Motor



KBB7E000

### M-9 Generador



KBB7E000

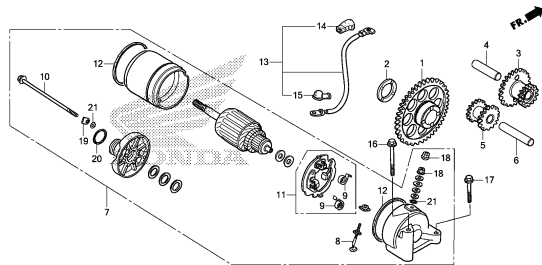
2



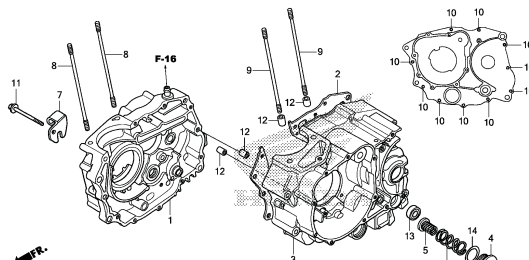
# GRUPO DE MOTOR

- El número de referencia en la ilustración de índices puede ser diferente del que aparece en el texto.

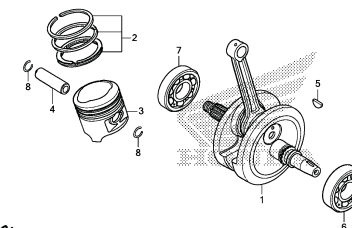
### M-10 Motor de Arranque



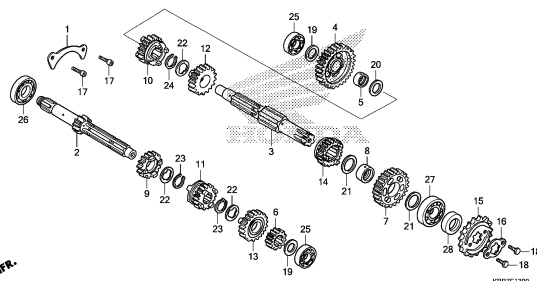
### M-11 Carcasa del Motor



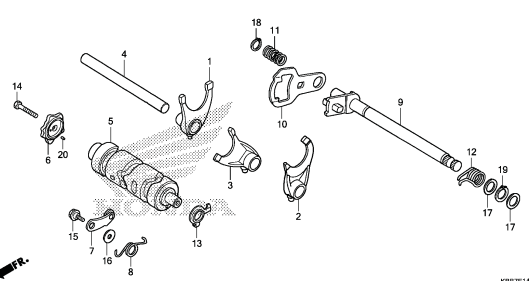
### M-12 Cigüeñal/Pistón



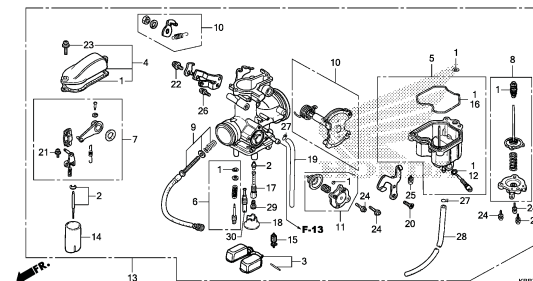
### M-13 Transmisión



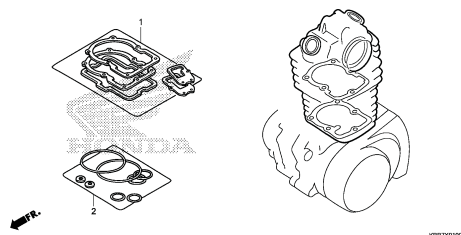
### M-14 Tambor Cambio Engranajes



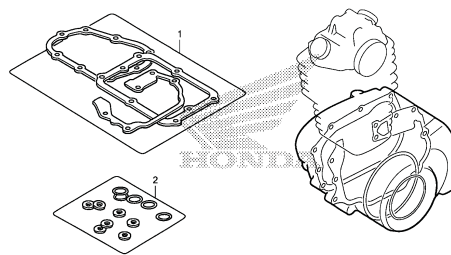
### M-15 Carburador



### MOP-1 Juego Empaquetadura A



### MOP-2 Juego Empaquetadura B

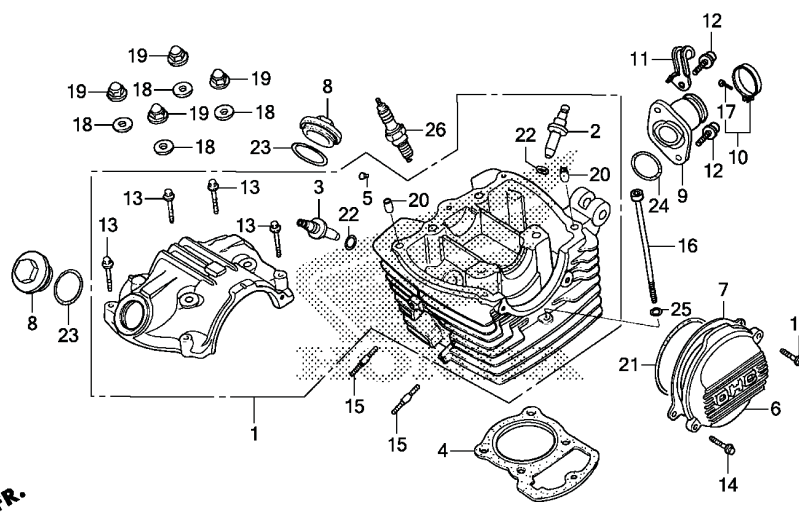




# GRUPO DE MOTOR

## M-1

### Cubierta de la Culata/Culata



KBB7E0100

2

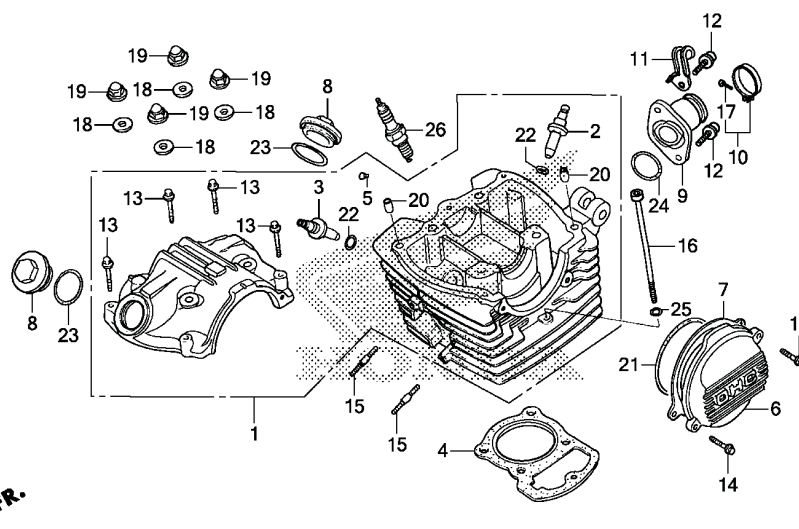
| Nº de Ref. | NOMO   | Artículo de servicio                            | THLL | Nº de Ref.                           | Nº de pieza                | Descripción                              | Cant. Req'd<br>XL200 <sub>E/F/G</sub> | Nº de serie                | Nota |  |  |
|------------|--------|---|------|--------------------------------------|----------------------------|--|---------------------------------------|----------------------------|------|--|--|
| 1          | 111106 | Culata .....                                    | 3,9  | 1                                    | 12000-KBW-941              | Ens. Culata, Cilindro .....              | 1                                     |                            |      |  |  |
|            |        | • Incluye: Remoción e instalación del motor     |      | 2                                    | 12204-KW1-305              | Guía, Válvula de Admisión (O.S.) .....   | 1                                     |                            |      |  |  |
|            |        | • Incluye: Ajustar y rectificar la válvula (22) |      | 3                                    | 12206-KW1-315              | Guía, Válvula de Escape (O.S.) .....     | 1                                     |                            |      |  |  |
|            |        | 2   |      | 12251-KBB-901                        | Empaquetadura, Culata..... | 1  |                                       |                            |      |  |  |
|            |        | 5   |      | 12271-383-000                        | Goma, Sello de Aceite..... | 1  |                                       |                            |      |  |  |
| 2          | 1111L9 | Guía, Válvula Admisión (Uno).....               | 3,9  | 6                                    | 12331-KW8-920              | Cubierta, Culata Izquierda.....          | 1                                     |                            |      |  |  |
|            |        | • Incluye: Remoción e instalación del motor     |      | 7                                    | 12339-KT0-711              | Empaquetadura, Base Generador Pulso..... | 1                                     |                            |      |  |  |
|            |        | • Incluye: Ensanchar                            |      | 8                                    | 12361-KPS-900              | Tapa, Agujero de Ajuste de Válvula ..... | 2                                     |                            |      |  |  |
|            |        | • Incluye: Ajustar y rectificar la válvula (22) |      | 9                                    | 16210-KBB-900              | Aislador, Carburador .....               | 1                                     |                            |      |  |  |
| 3          | 1111M0 | Guía, Válvula Escape (Uno) .....                | 3,9  | 10                                   | 16223-KPS-900              | Presilla, Aislador .....                 | 1                                     |                            |      |  |  |
|            |        | • Incluye: Remoción e instalación del motor     |      | 11                                   | 32921-437-000              | Presilla, Cuerda de Alta Tensión .....   | 1                                     |                            |      |  |  |
|            |        | • Incluye: Ensanchar                            |      | 12                                   | 90003-KN8-730              | Tornillo, Allen, 6x20 .....              | 2                                     |                            |      |  |  |
|            |        | • Incluye: Ajustar y rectificar la válvula      |      | 13                                   | 90004-GHB-700              | Perno, Reborde, 6x35 (NSHF) .....        | 4                                     |                            |      |  |  |
|            |        | 90004-GHR-700                                   |      | 4                                    |                            |  |                                       |                            |      |  |  |
|            |        | 1111M9  |      | Guía, Válvula: Para 1 Vehículo ..... | 4,2                        | 14                                       | 90040-GHR-680                         | Perno, Reborde, 6x20 ..... | 2    |  |  |
|            |        | • Incluye: Remoción e instalación del motor     |      | 15                                   |                            | 90041-KGA-K60                            | Espárrago, 7x29.....                  | 2                          |      |  |  |
|            |        | • Incluye: Ensanchar                            |      | 16                                   |                            | 90081-KBB-900                            | Tornillo, Allen, 6x117 .....          | 1                          |      |  |  |
|            |        | • Incluye: Ajustar y rectificar la válvula      |      | 17                                   |                            | 90227-GHR-E00                            | Tornillo, Phillips, 5x25 .....        | 1                          |      |  |  |
|            |        |   |      |                                      |                            |  | 93500-05025-OG                        | 1                          |      |  |  |
|            |        |   |      | 18                                   | 90442-KPS-900              | Arandela de Sellado, 8mm .....           | 4                                     |                            |      |  |  |
|            |        |   |      | 19                                   | 90443-KPS-900              | Tuerca, Ciega, 8mm .....                 | 4                                     |                            |      |  |  |
|            |        |   |      | 20                                   | 90702-KRM-840              | Perno de Guía, 8x14.....                 | 2                                     |                            |      |  |  |
|            |        |   |      | 94301-08140                          | .....                      | 2  |                                       |                            |      |  |  |



# GRUPO DE MOTOR

## M-1

### Cubierta de la Culata/Culata



KBB7E0100

2

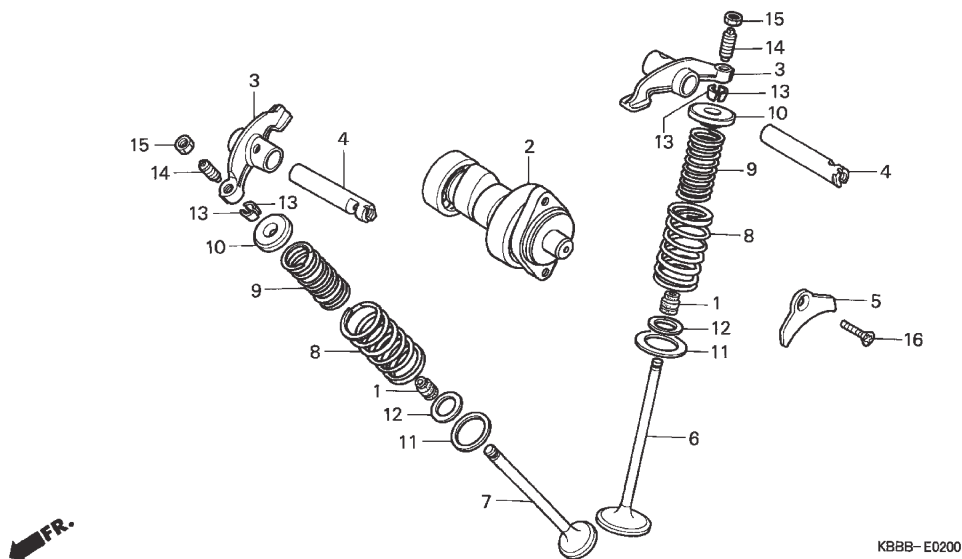
| Nº de Ref. | NOMO   | Artículo de servicio  | THLL | Nº de Ref. | Nº de pieza   | Descripción                              | Cant. Req'd<br>XL200 <sub>E/F/G</sub> | Nº de serie | Nota  |
|------------|--------|---|------|------------|---------------|--|---------------------------------------|-------------|-------|
| 4          | 111115 | Empaquetadura, Culata.....<br>• Incluye: Remoción e instalación del motor | 2,7  | 21         | 91301-107-000 | Anillo Tórico, 75x2,5 .....              | 1                                     | .....       | ..... |
| 6          | 1111D0 | Cubierta, Culata Lateral: Izquierda.....<br>(7, 21)                       | 0,2  | 22         | 91301-KW1-900 | Anillo Tórico, 10,5x1,5.....             | 2                                     | .....       | ..... |
| 9          | 311131 | Aislador, Cuerpo del Acelerador/<br>Carburador .....                      | 0,3  | 23         | 91303-KPS-730 | Anillo Tórico, 35x3.....                 | 2                                     | .....       | ..... |
| 26         | 614130 | Bujía de Encendido.....   | 0,1  | 24         | 91304-KRM-840 | Anillo Tórico, 33,5x3,0.....             | 1                                     | .....       | ..... |
|            |        |   |      | 25         | 94101-06000   | Arandela, Plana, 6mm .....               | 1                                     | .....       | ..... |
|            |        |   |      | 26         | 98069-57911   | Bujía, Encendido (DP7EA-9) (NGK) .....   | (1)                                   | .....       | ..... |
|            |        |   |      |            | 98069-57921   | Bujía, Encendido (X22EP-U9) (DENSO)..... | (1)                                   | .....       | ..... |
|            |        |   |      |            | 98069-58911   | Bujía, Encendido (DP8EA-9) (NGK) .....   | 1                                     | .....       | ..... |
|            |        |   |      |            | 98069-58921   | Bujía, Encendido (X24EP-U9) (DENSO)..... | 1                                     | .....       | ..... |



# GRUPO DE MOTOR

## M-2

### Árbol de Levas/Válvulas



KBBB-E0200

2

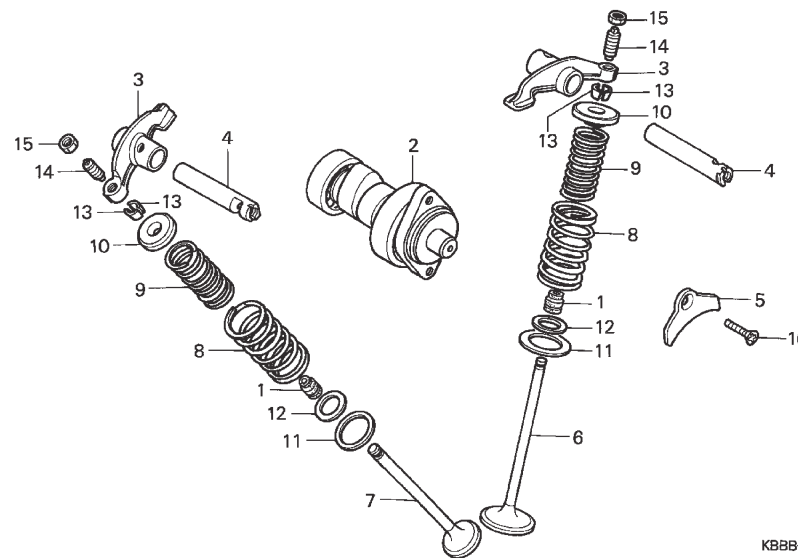
| Nº de Ref. | NOMO   | Artículo de servicio                        | THLL | Nº de Ref. | Nº de pieza    | Descripción                             | Cant. Req'd<br>XL200E/F/G | Nº de serie | Nota |
|------------|--------|---|------|------------|----------------|---|---------------------------|-------------|------|
| 2          | 111118 | Árbol de Levas.....                         | 0,9  | 1          | 12208-413-003  | Sello Vástago Válvula (ARAI).....       | 2                         |             |      |
|            |        | • Incluye: Ajustar la Válvula               |      | 2          | 14100-KBB-900  | Árbol de Levas .....                    | 1                         |             |      |
|            |        | (4)   |      | 3          | 14431-383-000  | Balancín de Válvula.....                | 2                         |             |      |
| 3          | 1111K8 | Brazo Oscilante Válvula Admisión            |      | 4          | 14451-437-000  | Eje, Balancín de Válvula.....           | 2                         |             |      |
|            |        | (Uno).....                                  | 2,3  | 5          | 14456-383-000  | Placa de Sujeción, Eje de Balancín..... | 1                         |             |      |
|            |        | • Incluye: Remoción e instalación del motor |      |            |                |   |                           |             |      |
|            |        | • Incluye: Ajustar la Válvula               |      | 6          | 14711-KBB-900  | Válvula, Admisión.....                  | 1                         |             |      |
|            | 1111K9 | Brazo Oscilante Válvula Escape              |      | 7          | 14721-KBB-900  | Válvula, Escape.....                    | 1                         |             |      |
|            |        | (Uno).....                                  | 2,3  | 8          | 14751-383-005  | Resorte, Exterior de Válvula            |                           |             |      |
|            |        | • Incluye: Remoción e instalación del motor |      |            |                | (Nippon Hatsujo).....                   | 2                         |             |      |
|            |        | • Incluye: Ajustar la Válvula               |      | 9          | 14761-383-005  | Resorte, Interior de Válvula            |                           |             |      |
|            | 1111L8 | Brazo Oscilante Válvula Escape: Para 1      |      | 10         | 14771-107-020  | Retén, Resorte Válvula .....            | 2                         |             |      |
|            |        | motocicleta .....                           | 2,4  |            |                |   |                           |             |      |
|            |        | • Incluye: Remoción e instalación del motor |      | 11         | 14775-107-000  | Asiento, Exterior Resorte Válvula ..... | 2                         |             |      |
|            |        | • Incluye: Ajustar la Válvula               |      | 12         | 14776-107-010  | Asiento, Interior Resorte Válvula.....  | 2                         |             |      |
|            |        | (Uno).....                                  | 3,5  | 13         | 14781-HA0-770  | Chaveta, Válvula.....                   | 4                         |             |      |
|            |        | • Incluye: Remoción e instalación del motor |      | 14         | 90012-KN6-930  | Tornillo, Ajuste Válvula.....           | 2                         |             |      |
| 6          | 1111N0 | Válvula, Admisión (Uno).....                | 3,5  | 15         | 90206-250-000  | Tuerca, Ajuste Válvula.....             | 2                         |             |      |
|            |        | • Incluye: Rectificación                    |      |            |                |   |                           |             |      |
|            |        | Válvula, Escape (Uno) .....                 | 3,5  | 16         | 93600-06016-0A | Tornillo, Phillips, 6x16.....           | 1                         |             |      |
|            |        | • Incluye: Remoción e instalación del motor |      |            |                |   |                           |             |      |
|            |        | • Incluye: Rectificación                    |      |            |                |   |                           |             |      |
| +          |        |   |      |            |                |   |                           |             |      |



# GRUPO DE MOTOR

## M-2

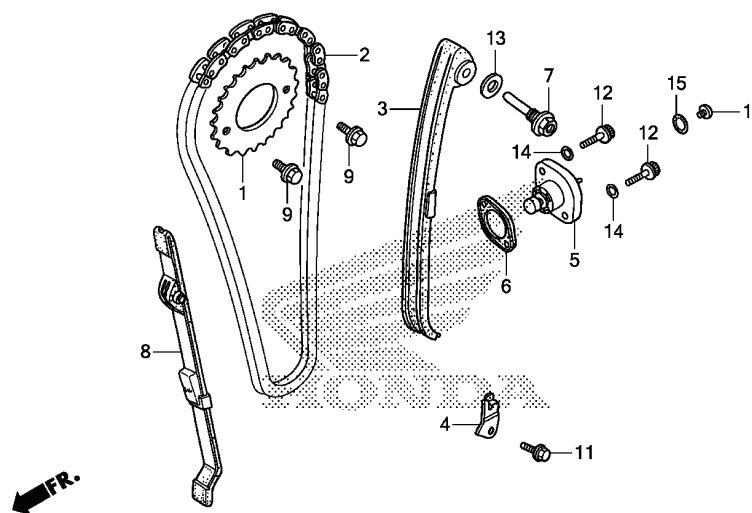
### Árbol de Levas/Válvulas



KBBB-E0200

2

| Nº de Ref. | NOMO   | Artículo de servicio   | THLL | Nº de Ref. | Nº de pieza | Descripción | Cant. Reqd<br>XL200 <sub>E/F/G</sub> | Nº de serie | Nota |
|------------|--------|--|------|------------|-------------|-------------|--------------------------------------|-------------|------|
| +          |        |  |      |            |             |             |                                      |             |      |
| 7          | 1111P0 | Válvula: Para 1 motocicleta .....<br>• Incluye: Remoción e instalación del motor                           | 3,7  |            |             |             |                                      |             |      |
| 8          | 1111P2 | Resorte y/o Sello Vástago Válvula Admisión (Uno).....<br>• Incluye: Remoción e instalación del motor       | 3,3  |            |             |             |                                      |             |      |
|            | 1111P3 | Resorte y/o Sello Vástago Válvula Escape (Uno) .....<br>• Incluye: Remoción e instalación del motor        | 3,3  |            |             |             |                                      |             |      |
|            | 1111Q2 | Resorte y/o Sello Vástago Válvula: Para 1 motocicleta .....<br>• Incluye: Remoción e instalación del motor | 3,4  |            |             |             |                                      |             |      |

**GRUPO DE MOTOR****M-3****Cadena de Levas/ Tensionador**

KBB7E0300

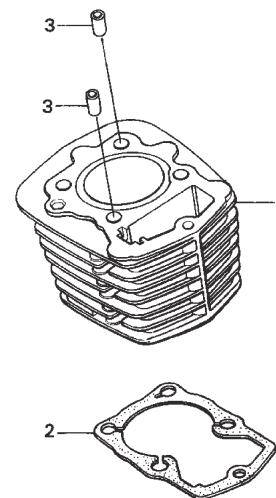
| Nº de Ref. | NOMO   | Artículo de servicio                        | THLL | Nº de Ref. | Nº de pieza   | Descripción   | Cant. Reqd<br>XL200E/F/G | Nº de serie | Nota  |
|------------|--------|---|------|------------|---------------|---|--------------------------|-------------|-------|
| 1          | 1111Q4 | Piñón Dentado.....                          | 0,7  | 1          | 14321-KN6-930 | Piñón Dentado (34D).....                              | 1                        | .....       | ..... |
| 2          | 110140 | Cadena de Levas .....                       | 1,6  | 2          | 14401-KBB-901 | Cadena de Levas (102E).....                           | 1                        | .....       | ..... |
| 3          | 111130 | Tensionador, Cadena de Levas .....          | 1,7  | 3          | 14500-KBB-900 | Tensionador, Cadena de Levas.....                     | 1                        | .....       | ..... |
| 5          |        | (6)   |      | 4          | 14513-KBB-900 | Placa, Fijación de Cadena de Levas.....               | 1                        | .....       | ..... |
|            | 111133 | Accionador, Tensionador.....                | 0,4  | 5          | 14520-KCJ-661 | Ens. Accionador, Tensionador.....                     | 1                        | .....       | ..... |
| 8          | 111139 | Guía, Cadena de Levas .....                 | 2,7  |            |               |   |                          |             |       |
|            |        | • Incluye: Remoción e instalación del motor |      | 6          | 14523-KBB-901 | Empaquetadura, Accionador Tensionador .....           | 1                        | .....       | ..... |
|            |        |   |      | 7          | 14535-437-000 | Perno, Pivote del Tensionador de Cadena de Levas..... | 1                        | .....       | ..... |
|            |        |   |      | 8          | 14550-KCJ-710 | Guía, Cadena de Levas.....                            | 1                        | .....       | ..... |
|            |        |   |      | 9          | 90002-KW1-900 | Perno, Reborde, 6x10.....                             | 2                        | .....       | ..... |
|            |        |   |      | 10         | 90005-KY7-000 | Tornillo, Phillips, 6x6.....                          | 1                        | .....       | ..... |
|            |        |   |      | 11         | 90032-GHR-640 | Perno, Reborde, 6x12.....                             | 1                        | .....       | ..... |
|            |        |   |      | 12         | 90071-MG8-000 | Perno, Allen, 6x16.....                               | 2                        | .....       | ..... |
|            |        |   |      | 13         | 90475-KPF-960 | Arandela, 8mm .....                                   | 1                        | .....       | ..... |
|            |        |   |      | 14         | 90488-425-000 | Arandela de Sellado, 6mm .....                        | 2                        | .....       | ..... |
|            |        |   |      | 15         | 91306-KRM-840 | Anillo Tórico, 1,5x9,5 .....                          | 1                        | .....       | ..... |



# GRUPO DE MOTOR

## M-4

### Cilindro



KBBB-E0400

2

| Nº de Ref. | NOMO   | Artículo de servicio  | THLL | Nº de Ref. | Nº de pieza   | Descripción                  | Cant. Reqd<br>XL200E/F/G | Nº de série | Nota  |
|------------|--------|---|------|------------|---------------|------------------------------|--------------------------|-------------|-------|
| 1          | 1111A5 | Cilindro .....<br>• Incluye: Remoción e instalación del motor               | 3,1  | 1          | 12100-KBB-900 | Cilindro .....               | 1                        | .....       | ..... |
|            |        |   |      | 2          | 12191-KCN-010 | Empaquetadura, Cilindro..... | 1                        | .....       | ..... |
| 2          | 111102 | Empaquetadura, Cilindro.....<br>• Incluye: Remoción e instalación del motor | 2,9  | 3          | 90704-KPS-900 | Perno de Guía, 10x20 .....   | 2                        | .....       | ..... |

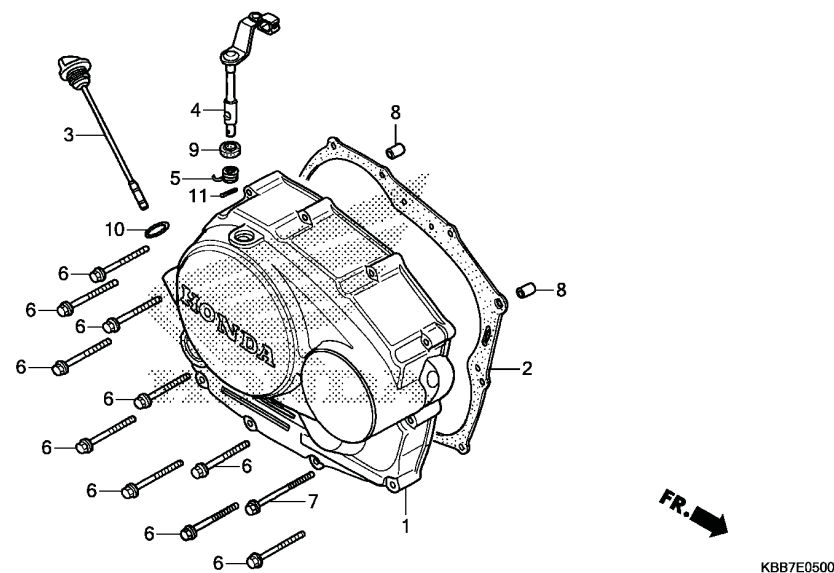




# GRUPO DE MOTOR

## M-5

### Cubierta de la Carcasa Derecha del Motor



2

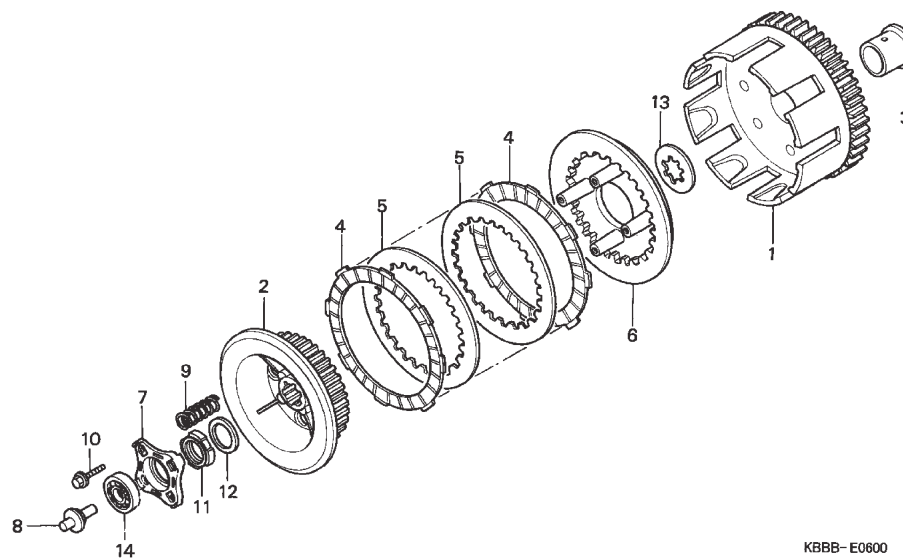
| Nº de Ref. | NOMO   | Artículo de servicio                              | THLL | Nº de Ref. | Nº de pieza   | Descripción                                      | Cant. Reqd<br>XL200E/F/G | Nº de serie | Nota |
|------------|--------|---|------|------------|---------------|--|--------------------------|-------------|------|
| 1          | 110159 | Cubierta, Lateral: Derecha .....                  | 0,9  | 1          | 11330-KBB-900 | Cubierta, Lateral Derecha .....                  | 1                        |             |      |
| 2          | 110158 | Empaquetadura, Cubierta Lateral:<br>Derecha ..... | 0,7  | 2          | 11393-KBB-871 | Empaquetadura, Cubierta Lateral<br>Derecha ..... | 1                        |             |      |
| 4          |        | (5)   |      | 3          | 15650-KBW-940 | Medidor, Nivel Aceite.....                       | 1                        |             |      |
|            | 2121A7 | Palanca, Embrague.....                            | 0,9  | 4          | 22810-KBB-900 | Palanca, Embrague.....                           | 1                        |             |      |
|            |        |   |      | 5          | 22815-428-000 | Resorte, Palanca Embrague .....                  | 1                        |             |      |
|            |        |   |      | 6          | 90040-GHR-760 | Perno, Reborde, 6x40 .....                       | 10                       |             |      |
|            |        |   |      | 7          | 90040-GHR-780 | Perno, Reborde, 6x50 .....                       | 1                        |             |      |
|            |        |   |      | 8          | 90702-KRM-840 | Perno de Guía, 8x14.....                         | 2                        |             |      |
|            |        |   |      | 9          | 91201-148-003 | Retén de Aceite, 12x22x5 (ARAI).....             | 1                        |             |      |
|            |        |   |      | 10         | 91307-KRM-840 | Anillo Tórico, 18x3 .....                        | 1                        |             |      |
|            |        |   |      | 11         | 94305-30102   | Espiga, Resorte, 3x10.....                       | 1                        |             |      |



## GRUPO DE MOTOR

### M-6

### Embrague



KBBB- E0600



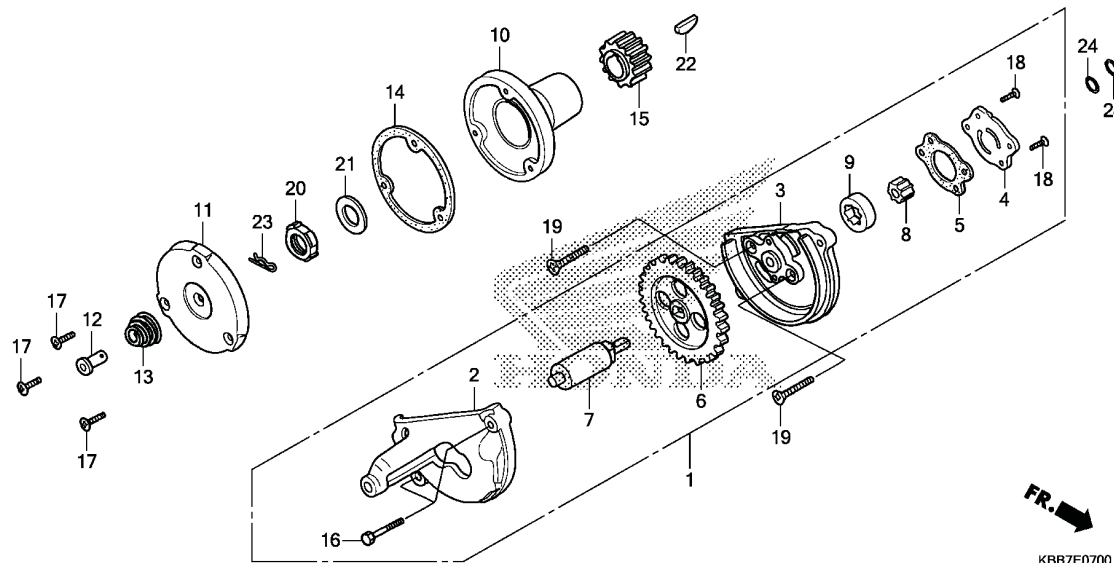
| Nº de Ref. | NOMO   | Artículo de servicio                         | THLL | Nº de Ref. | Nº de pieza   | Descripción                            | Cant. Reqd<br>XL200E/F/G | Nº de série | Nota  |
|------------|--------|--|------|------------|---------------|--|--------------------------|-------------|-------|
| 1          | 2121A0 | Carcasa Externo, Embrague .....              | 1,1  | 1          | 22100-KBB-900 | Exterior Embrague .....                | 1                        | .....       | ..... |
| 2          | 212112 | Embrague, Cubo.....                          | 1,1  | 2          | 22121-KBW-900 | Centro, Embrague .....                 | 1                        | .....       | ..... |
| 4          |        | (5)  |      | 3          | 22131-KW1-900 | Guía, Carcasa Externa Embrague .....   | 1                        | .....       | ..... |
|            | 2121A1 | Disco, Fricción Embrague .....               | 1,1  | 4          | 22201-MR8-000 | Disco, Fricción Embrague .....         | 5                        | .....       | ..... |
|            |        | • Nota: Mismo tiempo para dos o más unidades |      | 5          | 22311-KN4-680 | Placa, Embrague.....                   | 4                        | .....       | ..... |
| 6          | 2121A3 | Placa, Presión Embrague.....                 | 1,1  | 6          | 22350-107-010 | Placa, Presión Embrague.....           | 1                        | .....       | ..... |
| 7          | 2121A4 | Placa, Accionador Embrague.....              | 0,8  | 7          | 22361-437-000 | Placa, Accionador Embrague .....       | 1                        | .....       | ..... |
| 8          | 2121B6 | Vástago, Accionador Embrague .....           | 0,7  | 8          | 22366-437-000 | Vástago, Accionador Embrague.....      | 1                        | .....       | ..... |
| 9          | 212107 | Resorte, Embrague .....                      | 0,8  | 9          | 22401-KT0-000 | Resorte, Embrague .....                | 4                        | .....       | ..... |
|            |        | • Nota: Mismo tiempo para dos o más unidades |      | 10         | 90050-357-000 | Perno, Reborde Especial, 6x22.....     | 4                        | .....       | ..... |
|            |        |  |      | 11         | 90231-KB5-720 | Tuerca, Traba, 16mm .....              | 1                        | .....       | ..... |
|            |        |  |      | 12         | 90434-KPS-900 | Arandela, 16mm.....                    | 1                        | .....       | ..... |
|            |        |  |      | 13         | 90461-107-000 | Arandela B, Estriada, 20mm .....       | 1                        | .....       | ..... |
|            |        |  |      | 14         | 91008-KK6-000 | Cojinete, Radial de Bolas, 16003 ..... | 1                        | .....       | ..... |



## GRUPO DE MOTOR

### M-7

### Bomba de Aceite



KBB7E0700

2

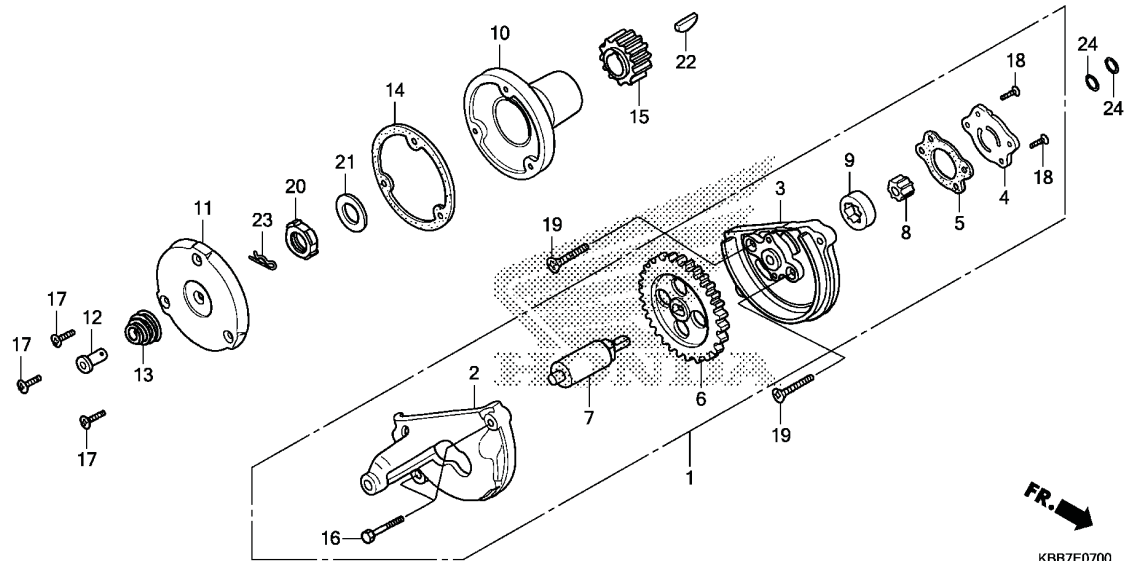
| Nº de Ref. | NOMO   | Artículo de servicio              | THLL | Nº de Ref. | Nº de pieza    | Descripción                                     | Cant. Req'd<br>XL200E/F/G | Nº de serie | Nota |
|------------|--------|-----------------------------------|------|------------|----------------|---|---------------------------|-------------|------|
| 1          | 113105 | Ens. Bomba de Aceite .....        | 0,9  | 1          | 15100-KBB-900  | Ens. Bomba de Aceite.....                       | 1                         |             |      |
| 6          | 113188 | Engranaje, Bomba de Aceite.....   | 0,8  | 2          | 15106-324-030  | Cubierta, Engranaje Bomba de Aceite .....       | 1                         |             |      |
| 10         | 1101L0 | Rotor, Filtro de Aceite.....      | 0,9  | 3          | 15111-KBB-900  | Cuerpo, Bomba de Aceite.....                    | 1                         |             |      |
| 11         | 1101L1 | Tapa, Rotor Filtro de Aceite..... | 0,8  | 4          | 15116-107-020  | Placa, Bomba de Aceite .....                    | 1                         |             |      |
| 15         | 211105 | Engranaje, Mando Primario.....    | 1,1  | 5          | 15126-107-020  | Empaquetadura, Bomba de Aceite .....            | 1                         |             |      |
|            |        |                                   |      | 6          | 15131-KBB-900  | Engranaje, Mando de Bomba de Aceite (34D) ..... | 1                         |             |      |
|            |        |                                   |      | 7          | 15132-KY0-890  | Eje, Bomba de Aceite.....                       | 1                         |             |      |
|            |        |                                   |      | 8          | 15331-KPS-900  | Rotor, Interior Bomba de Aceite.....            | 1                         |             |      |
|            |        |                                   |      | 9          | 15332-KPS-900  | Rotor, Exterior Bomba de Aceite.....            | 1                         |             |      |
|            |        |                                   |      | 10         | 15430-440-030  | Rotor, Filtro de Aceite .....                   | 1                         |             |      |
|            |        |                                   |      | 11         | 15436-KRM-840  | Tapa, Rotor Filtro de Aceite.....               | 1                         |             |      |
|            |        |                                   |      | 12         | 15441-KCS-650  | Canal de Aceite.....                            | 1                         |             |      |
|            |        |                                   |      | 13         | 15446-107-000  | Resorte, Canal de Aceite.....                   | 1                         |             |      |
|            |        |                                   |      | 14         | 15459-KWK-900  | Empaquetadura, Tapa Filtro de Aceite .....      | 1                         |             |      |
|            |        |                                   |      | 15         | 23121-KBB-900  | Engranaje, Mando Primario (22D) .....           | 1                         |             |      |
|            |        |                                   |      | 16         | 90014-GHR-680  | Perno, Hex., 5x20 .....                         | 2                         |             |      |
|            |        |                                   |      |            | 92101-05020-0A | .....   | 2                         |             |      |
|            |        |                                   |      | 17         | 90112-KPS-900  | Tornillo, Oval, 5x12.....                       | 3                         |             |      |
|            |        |                                   |      | 18         | 90211-KPS-900  | Tornillo, Phillips, 4x12 .....                  | 2                         |             |      |
|            |        |                                   |      |            | 93600-04012-0A | .....   | 2                         |             |      |
|            |        |                                   |      | 19         | 90213-KPS-900  | Tornillo, Phillips, 6x30 .....                  | 2                         |             |      |
|            |        |                                   |      | 20         | 90231-KPS-900  | Tuerca, Traba, 16mm.....                        | 1                         |             |      |



# GRUPO DE MOTOR

## M-7

### Bomba de Aceite



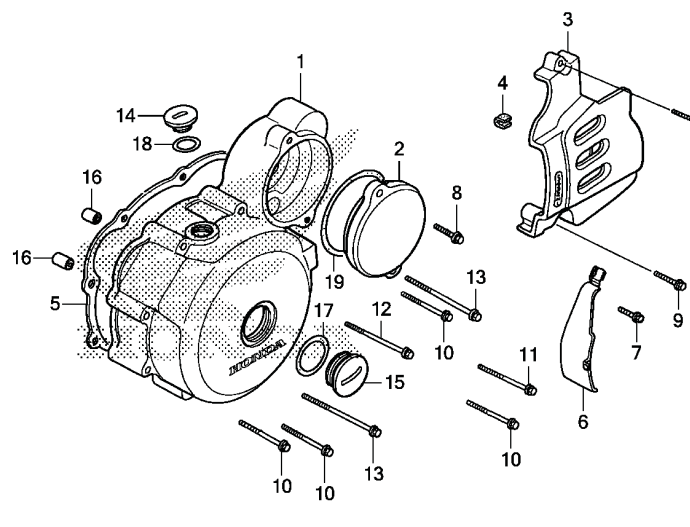
| Nº de Ref. | NOMO | Artículo de servicio | THLL | Nº de Ref. | Nº de pieza   | Descripción                 | Cant. Reqd<br>XL200 <sub>E/F/G</sub> | Nº de série | Nota  |
|------------|------|----------------------|------|------------|---------------|-----------------------------|--------------------------------------|-------------|-------|
|            |      |                      |      | 21         | 90434-KPS-900 | Arandela, 16mm.....         | 1                                    | .....       | ..... |
|            |      |                      |      | 22         | 90471-KW1-900 | Llave, Woodruff, 25x14..... | 1                                    | .....       | ..... |
|            |      |                      |      | 23         | 90751-KPS-900 | Espiga, Traba, 8mm.....     | 1                                    | .....       | ..... |
|            |      |                      |      | 24         | 91304-KK3-830 | Anillo Tórico, 9,4x2,4..... | 2                                    | .....       | ..... |



## GRUPO DE MOTOR

### M-8

### Cubierta de la Carcasa Izquierda del Motor



KBB7E0800

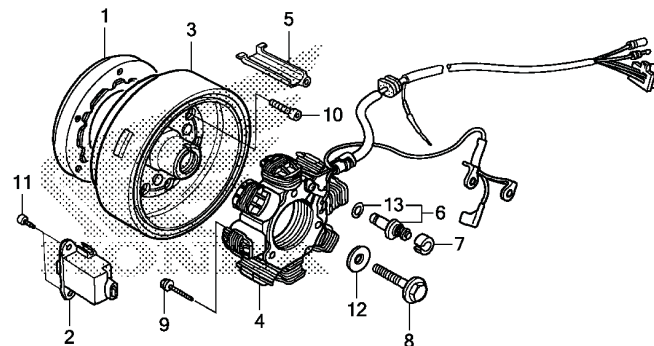
| Nº de Ref. | NOMO   | Artículo de servicio                             | THLL | Nº de Ref. | Nº de pieza   | Descripción   | Cant. Req'd<br>XL200E/F/G | Nº de serie | Nota |
|------------|--------|--|------|------------|---------------|---|---------------------------|-------------|------|
| 1          | 1101A6 | Cubierta, Lateral: Izquierda .....               | 0,9  | 1          | 11340-KW8-920 | Cubierta, Lateral Izquierda .....                   | 1                         |             |      |
| 2          | 2101D7 | Cubierta, Engranaje Reducción .....              | 0,2  | 2          | 11355-KW8-920 | Cubierta, Engranaje Reducción .....                 | 1                         |             |      |
| 3          | 1101B0 | Cubierta, Lateral: Trasera Izquierda .....       | 0,1  | 3          | 11361-KBB-900 | Cubierta, Trasera Izquierda Carcasa del Motor ..... | 1                         |             |      |
| 5          | 1101A3 | Empaquetadura, Cubierta Lateral: Izquierda ..... | 0,6  | 4          | 11363-437-620 | Goma, Fijación Trasera .....                        | 1                         |             |      |
|            |        |  |      | 5          | 11395-KCN-010 | Empaquetadura, Cubierta Izquierda .....             | 1                         |             |      |
|            |        |  |      | 6          | 32976-KW1-900 | Abrazadera, Alambraje Generador A.C. ....           | 1                         |             |      |
|            |        |  |      | 7          | 90040-GHR-650 | Perno, Reborde, 6x14 .....                          | 1                         |             |      |
|            |        |  |      | 8          | 90040-GHR-680 | Perno, Reborde, 6x20 .....                          | 1                         |             |      |
|            |        |  |      | 9          | 90040-GHR-700 | Perno, Reborde, 6x25 .....                          | 2                         |             |      |
|            |        |  |      | 10         | 90040-GHR-760 | Perno, Reborde, 6x40 .....                          | 4                         |             |      |
|            |        |  |      | 11         | 90040-GHR-780 | Perno, Reborde, 6x50 .....                          | 1                         |             |      |
|            |        |  |      | 12         | 90040-GHR-800 | Perno, Reborde, 6x60 .....                          | 1                         |             |      |
|            |        |  |      | 13         | 90040-GHR-820 | Perno, Reborde, 6x70 .....                          | 2                         |             |      |
|            |        |  |      | 14         | 90084-471-000 | Tapa, Generador A.C. ....                           | 1                         |             |      |
|            |        |  |      | 15         | 90087-471-000 | Tapa, 30mm .....                                    | 1                         |             |      |
|            |        |  |      | 16         | 90703-KPS-900 | Perno de Guía, 10x14 .....                          | 2                         |             |      |
|            |        |  |      | 17         | 91302-567-003 | Anillo Tórico, 27,4x2,4 (ARAI) .....                | 1                         |             |      |
|            |        |  |      | 18         | 91303-377-000 | Anillo Tórico, 13,8x2,5 .....                       | 1                         |             |      |
|            |        |  |      | 19         | 91304-KGA-940 | Anillo Tórico, 63x3 .....                           | 1                         |             |      |



# GRUPO DE MOTOR

## M-9

### Generador



KBB7E0900

2

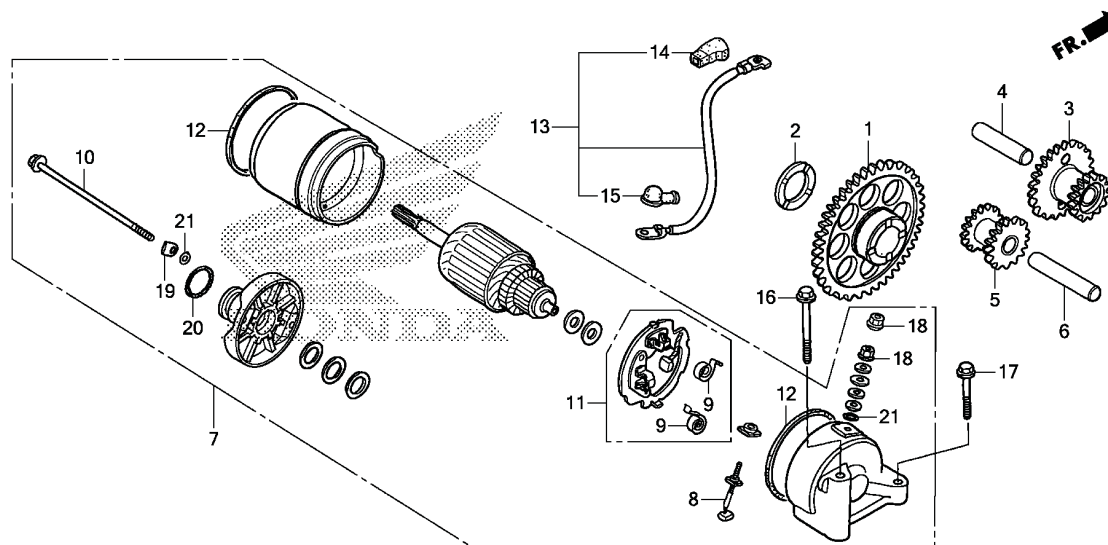
| Nº de Ref. | NOMO   | Artículo de servicio             | THLL | Nº de Ref. | Nº de pieza   | Descripción                               | Cant. Reqd<br>XL200E/F/G | Nº de serie | Nota  |
|------------|--------|----------------------------------|------|------------|---------------|---|--------------------------|-------------|-------|
| 1          | 612131 | Embrague, Exterior Arranque..... | 1,0  | 1          | 28125-KW3-006 | Embrague, Una Vía Arranque.....           | 1                        | .....       | ..... |
| 2          | 614110 | Generador, Pulsos Encendido..... | 0,8  | 2          | 30300-HA0-033 | Ens. Generador, Pulso (Tec).....          | 1                        | .....       | ..... |
| 3          | 613105 | Rotor o Generador.....           | 1,0  | 3          | 31110-KBB-901 | Ens. Generador.....                       | 1                        | .....       | ..... |
| 4          | 6131A3 | Estatore.....                    | 0,9  | 4          | 31120-KBB-901 | Estatore.....                             | 1                        | .....       | ..... |
| 6          | 6151B8 | Interruptor, Punto Muerto.....   | 0,2  | 5          | 32976-KN6-910 | Guía, Alambraje Generador A.C.....        | 1                        | .....       | ..... |
|            |        |                                  |      | 6          | 35750-GS3-003 | Contacto, Interruptor Punto Muerto.....   | 1                        | .....       | ..... |
|            |        |                                  |      | 7          | 35752-028-300 | Espaciador, Interruptor Punto Muerto..... | 1                        | .....       | ..... |
|            |        |                                  |      | 8          | 90023-KK3-830 | Perno de Sujeción, Rotor.....             | 1                        | .....       | ..... |
|            |        |                                  |      | 9          | 90040-GHR-730 | Perno, Reborde, 6x32.....                 | 3                        | .....       | ..... |
|            |        |                                  |      | 10         | 90085-KRM-850 | Tornillo, Allen, 6mm.....                 | 6                        | .....       | ..... |
|            |        |                                  |      | 11         | 90089-HB3-000 | Tornillo, Allen, 5x14.....                | 2                        | .....       | ..... |
|            |        |                                  |      | 12         | 90403-KN6-930 | Arandela, 10x24.....                      | 1                        | .....       | ..... |
|            |        |                                  |      | 13         | 91312-107-000 | Anillo Tórico, 7x1,7.....                 | 1                        | .....       | ..... |



# GRUPO DE MOTOR

## M-10

### Motor de Arranque



KBB7E1000

2

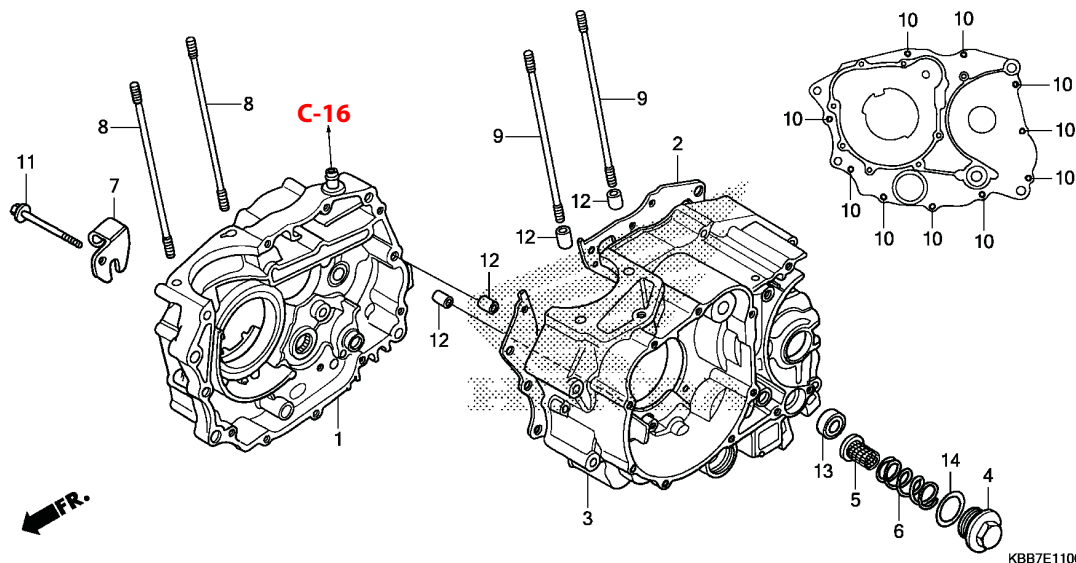
| Nº de Ref. | NOMO   | Artículo de servicio                  | THLL | Nº de Ref. | Nº de pieza   | Descripción                                 | Cant. Req'd<br>XL200E/F/G | Nº de série | Nota  |
|------------|--------|---------------------------------------|------|------------|---------------|---|---------------------------|-------------|-------|
| 1          | 612120 | Engranaje, Mandado Arranque.....      | 0,8  | 1          | 28110-KBB-900 | Engranaje, Mandado Arranque (56D) .....     | 1                         | .....       | ..... |
| 3          | 612125 | Engranaje, Reducción Arranque.....    | 0,3  | 2          | 28114-KN6-930 | Collarín, Engranaje Impulsado Arranque..... | 1                         | .....       | ..... |
| 5          | 612135 | Engranaje, Intermedio Arranque.....   | 0,7  | 3          | 28130-KBB-900 | Engranaje, Reducción (61D/18D).....         | 1                         | .....       | ..... |
| 7          |        | (20)                                  |      | 4          | 28132-KN6-930 | Eje, Engranaje Reducción .....              | 1                         | .....       | ..... |
|            | 612105 | Motor, Arranque.....                  | 0,3  | 5          | 28140-KBB-900 | Engranaje, Ralenti (14D/16D).....           | 1                         | .....       | ..... |
| 8          |        | (12)                                  |      |            |               |   |                           |             |       |
|            | 6121A4 | Terminal, Escobillas (Arranque) ..... | 0,6  | 6          | 28142-KW1-900 | Eje, Engranaje de Ralenti.....              | 1                         | .....       | ..... |
| 11         | 6121A5 | Soporte, Escobillas (Arranque) .....  | 0,6  | 7          | 31200-KBB-901 | Ens. Motor de Arranque (MITSUBA) .....      | 1                         | .....       | ..... |
| 13         | 612115 | Cable, Motor de Arranque .....        | 0,3  | 8          | 31201-KS5-901 | Terminal, Escobillas.....                   | 1                         | .....       | ..... |
|            |        |                                       |      | 9          | 31204-KS5-901 | Resorte, Escobilla .....                    | 2                         | .....       | ..... |
|            |        |                                       |      | 10         | 31205-MN4-008 | Perno, Fijación .....                       | 2                         | .....       | ..... |
|            |        |                                       |      | 11         | 31206-KW1-901 | Juego Soporte, Escobilla .....              | 1                         | .....       | ..... |
|            |        |                                       |      | 12         | 31207-KS5-901 | Anillo .....                                | 2                         | .....       | ..... |
|            |        |                                       |      | 13         | 32402-KY7-000 | Cable, Motor de Arranque.....               | 1                         | .....       | ..... |
|            |        |                                       |      | 14         | 32404-MK4-000 | Cubierta A, Magnético Arranque .....        | 1                         | .....       | ..... |
|            |        |                                       |      | 15         | 32411-253-000 | Cubierta, Terminal Motor de Arranque .....  | 1                         | .....       | ..... |
|            |        |                                       |      | 16         | 90032-GHR-800 | Perno, Reborde, 6x60 .....                  | 1                         | .....       | ..... |
|            |        |                                       |      | 17         | 90036-GHR-730 | Perno, Reborde, 6x32 .....                  | 1                         | .....       | ..... |
|            |        |                                       |      | 18         | 90071-MB0-000 | Tuerca-arandela, 6mm .....                  | 2                         | .....       | ..... |
|            |        |                                       |      | 19         | 90401-KW1-900 | Arandela, Placa Acero .....                 | 2                         | .....       | ..... |
|            |        |                                       |      | 20         | 91309-425-003 | Anillo Tórico, 24,4x3,1 (ARAI).....         | 1                         | .....       | ..... |
|            |        |                                       |      | 21         | 91320-MB0-000 | Anillo Tórico, 4x2 .....                    | 3                         | .....       | ..... |



# GRUPO DE MOTOR

## M-11

### Carcasa del Motor



2

| Nº de Ref. | NOMO   | Artículo de servicio   | THLL | Nº de Ref. | Nº de pieza   | Descripción                               | Cant. Reqd<br>XL200 <sub>E/F/G</sub> | Nº de serie | Nota  |
|------------|--------|--|------|------------|---------------|---|--------------------------------------|-------------|-------|
| 1          | 110120 | Carcasa del Motor: Derecha .....<br>• Incluye: Remoción e instalación del motor      | 4,8  | 1          | 11100-KBB-902 | Carcasa del Motor, Derecha .....          | 1                                    | .....       | ..... |
| 2          | 110110 | Empaquetadura, Carcasa del Motor.....<br>• Incluye: Remoción e instalación del motor | 4,3  | 2          | 11191-KBB-871 | Empaquetadura, Carcasa del Motor .....    | 1                                    | .....       | ..... |
| 3          | 110115 | Carcasa del Motor: Izquierda .....   | 5,7  | 3          | 11200-KBB-900 | Carcasa del Motor, Izquierda .....        | 1                                    | .....       | ..... |
|            | 1101A2 | Carcasa del Motor: Ambas .....   | 6,1  | 4          | 12361-KPS-900 | Tapa, Agujero de Ajuste de Valvula .....  | 1                                    | .....       | ..... |
|            |        | • Incluye: Remoción e instalación del motor  |      | 5          | 15421-107-000 | Tamiz, Filtro de Aceite.....              | 1                                    | .....       | ..... |
| 5          | 1131B5 | (4, 6, 14)<br>Tamiz, Filtro de Aceite .....  | 0,2  | 6          | 15426-KPS-900 | Resorte, Tamiz del Filtro de Aceite ..... | 1                                    | .....       | ..... |
|            |        |  |      | 7          | 22838-KY0-890 | Soporte, Cable de Embrague .....          | 1                                    | .....       | ..... |
|            |        |  |      | 8          | 90031-KN6-930 | Perno A, Cilindro .....                   | 2                                    | .....       | ..... |
|            |        |  |      | 9          | 90032-KN6-930 | Perno B, Cilindro.....                    | 2                                    | .....       | ..... |
|            |        |  |      | 10         | 90040-GHR-780 | Perno, Reborde, 6x50 .....                | 10                                   | .....       | ..... |
|            |        |  |      | 11         | 90040-GHR-800 | Perno, Reborde, 6x60 (SH).....            | 1                                    | .....       | ..... |
|            |        |  |      | 12         | 90703-KPS-900 | Perno de Guía, 10x14 .....                | 4                                    | .....       | ..... |
|            |        |  |      | 13         | 91202-965-003 | Retén de Aceite, 14x28x7 (ARAI).....      | 1                                    | .....       | ..... |
|            |        |  |      | 14         | 91303-KPS-730 | Anillo Tórico, 35x3 (ARAI) .....          | 1                                    | .....       | ..... |

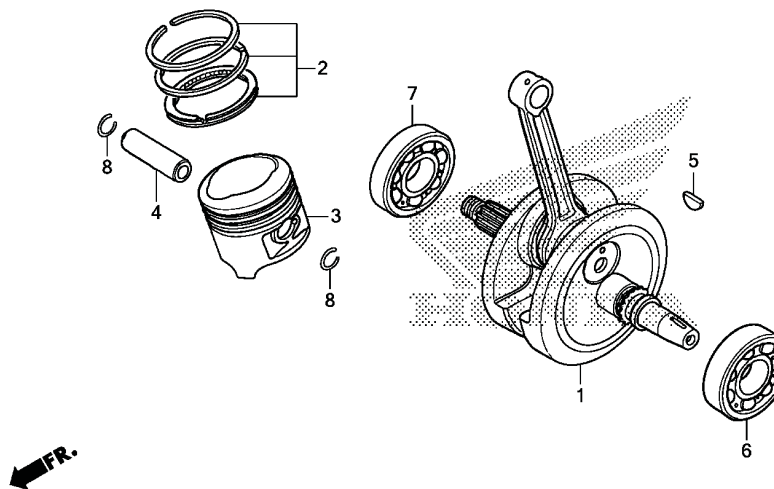




## GRUPO DE MOTOR

### M-12

### Cigüeñal/Pistón



KBB7E1200

2

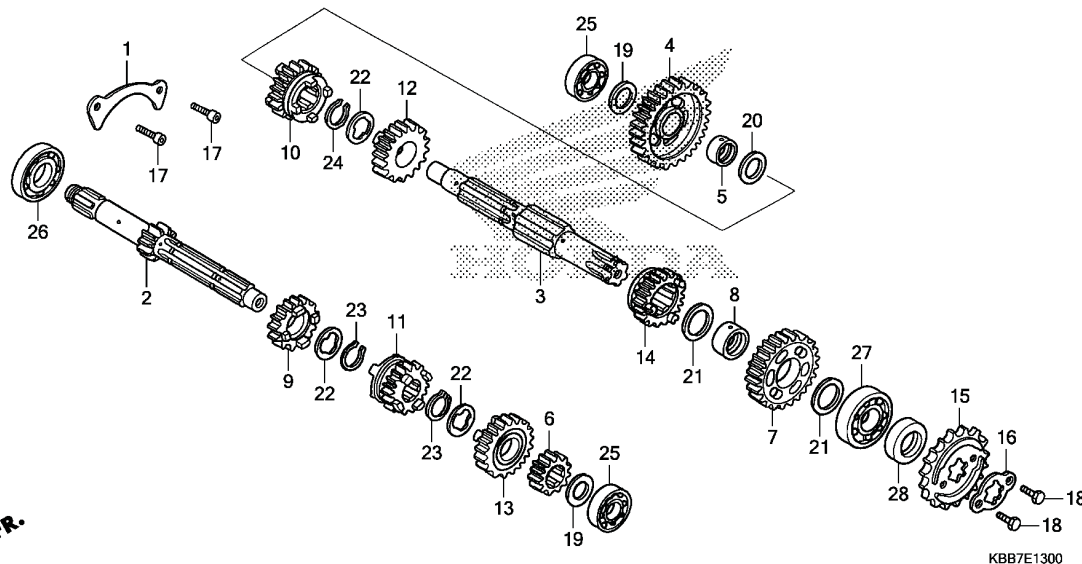
| Nº de Ref. | NOMO   | Artículo de servicio                        | THLL | Nº de Ref. | Nº de pieza   | Descripción                               | Cant. Reqd<br>XL200E/F/G | Nº de serie | Nota |
|------------|--------|---|------|------------|---------------|---|--------------------------|-------------|------|
| 1          | 1101B5 | Cigüeñal .....                              | 5,3  | 1          | 13000-KBB-901 | Cigüeñal.....                             | 1                        |             |      |
|            |        | • Incluye: Remoción e instalación del motor |      | 2          | 13011-KBB-305 | Juego Anillo, Pistón (STD.) (RIKEN).....  | 1                        |             |      |
|            |        | (2, 4, 8)                                   |      |            | 13021-KBB-305 | Juego Anillo, Pistón (0,25) (RIKEN) ..... | (1)                      |             |      |
| 3          | 111103 | Anillo, Pistón y/o Pistón (Uno).....        | 3,1  |            | 13031-KBB-305 | Juego Anillo, Pistón (0,50) (RIKEN) ..... | (1)                      |             |      |
|            |        | • Incluye: Remoción e instalación del motor |      | 3          | 13101-KBB-901 | Pistón (STD.).....                        | 1                        |             |      |
|            |        |   |      |            | 13102-KBB-315 | Pistón (0,25) .....                       | (1)                      |             |      |
|            |        |   |      |            | 13103-KBB-315 | Pistón (0,50) .....                       | (1)                      |             |      |
| 6          | 1101B6 | Cojinete, Cigüeñal: Izquierda.....          | 5,3  | 4          | 13111-440-000 | Pasador, Pistón .....                     | 1                        |             |      |
|            |        | • Incluye: Remoción e instalación del motor |      | 5          | 90741-KS4-020 | Llave, Woodruff, 4mm.....                 | 1                        |             |      |
| 7          | 1101B7 | Cojinete, Cigüeñal: Derecha .....           | 5,3  | 6          | 91001-KBW-941 | Cojinete, Radial de Bolas, 6207 .....     | 1                        |             |      |
|            |        | • Incluye: Remoción e instalación del motor |      | 7          | 91001-KCN-003 | Cojinete, Radial de Bolas, 28x72x18.....  | 1                        |             |      |
|            | 1101G0 | Cojinete, Cigüeñal: Ambas .....             | 5,5  | 8          | 94601-15000   | Presilla, Pasador del Pistón, 15 mm.....  | 2                        |             |      |
|            |        | • Incluye: Remoción e instalación del motor |      |            |               |   |                          |             |      |



# GRUPO DE MOTOR

## M-13

### Transmisión



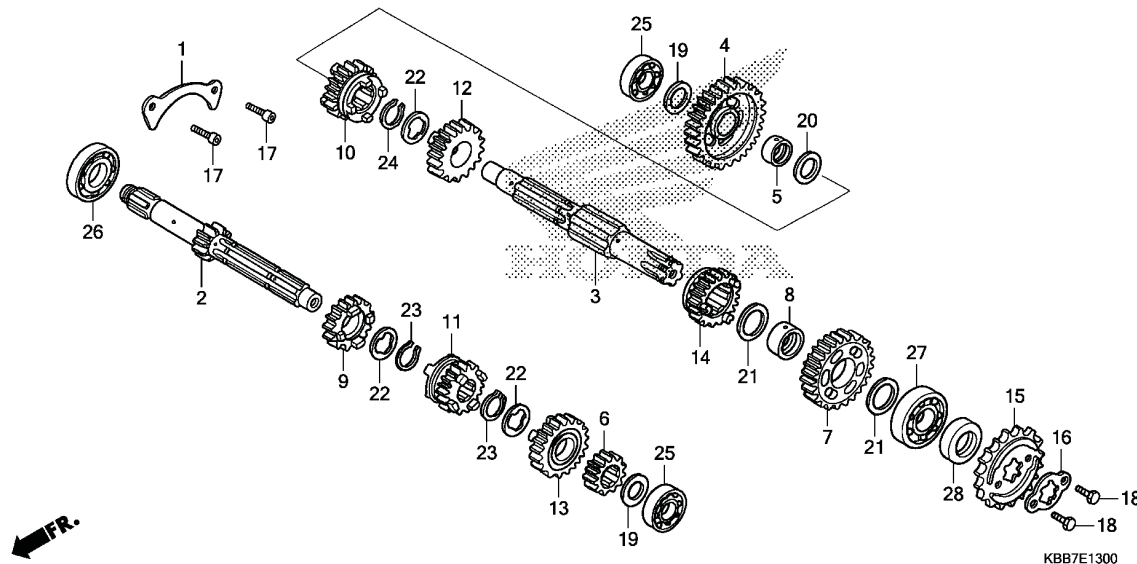
2

| Nº de Ref. | NOMO    | Artículo de servicio                        | THLL | Nº de Ref. | Nº de pieza   | Descripción                           | Cant. Req'd<br>XL200E/F/G | Nº de serie | Nota |
|------------|---------|---|------|------------|---------------|---------------------------------------|---------------------------|-------------|------|
| 2          |         | (6, 9, 11, 13)                              |      | 1          | 11108-KW1-900 | Placa, Fijación Cojinete.....         | 1                         |             |      |
|            | 210141  | Eje Principal, Transmisión .....            | 4,9  | 2          | 23211-KBB-901 | Eje Principal, Transmisión (13D)..... | 1                         |             |      |
|            |         | • Incluye: Remoción e instalación del motor |      | 3          | 23221-KBB-901 | Eje Secundario, Transmisión.....      | 1                         |             |      |
|            | 210141A | • Reemplazo eje secundario, agregar.        | 0,2  | 4          | 23426-KBB-901 | Engranaje, Secundario 1º (36D).....   | 1                         |             |      |
|            |         | (4, 7, 10, 11, 12, 14)                      |      | 5          | 23427-KW1-900 | Buje, 16,5x19,5x9.....                | 1                         |             |      |
| 3          |         |   |      | 6          | 23441-KBB-901 | Engranaje, Principal 2º (18D).....    |                           |             |      |
|            | 210142  | Eje Secundario, Transmisión.....            | 4,9  | 7          | 23451-KBB-901 | Engranaje, Secundario 2º (31D).....   | 1                         |             |      |
|            |         | • Incluye: Remoción e instalación del motor |      | 8          | 23452-KW1-900 | Buje, 20x23x9.....                    | 1                         |             |      |
|            | 210142A | • Reemplazo eje principal, agregar.....     | 0,2  | 9          | 23461-KBB-901 | Engranaje, Principal 3º (19D).....    | 1                         |             |      |
| 15         |         |   |      | 10         | 23471-KBB-901 | Engranaje, Secundario 3º (24D).....   | 1                         |             |      |
|            | 213135  | Piñón.....                                  | 0,2  | 11         | 23481-KBB-901 | Engranaje, Principal 4º (22D).....    | 1                         |             |      |
|            |         |   |      | 12         | 23491-KBB-901 | Engranaje, Secundario 4º (22D).....   | 1                         |             |      |
|            |         |   |      | 13         | 23501-KBW-901 | Engranaje, Principal 5º (27D).....    | 1                         |             |      |
|            |         |   |      | 14         | 23511-KBW-901 | Engranaje, Secundario 5º (23D).....   | 1                         |             |      |
|            |         |   |      | 15         | 23801-KCN-000 | Piñón (13D).....                      | 1                         |             |      |
|            |         |   |      | 16         | 23811-KR3-600 | Placa A2, Fijación.....               | 1                         |             |      |
|            |         |   |      | 17         | 90001-KN6-930 | Tornillo, Allen, 6x16.....            | 2                         |             |      |
|            |         |   |      | 18         | 90011-KPT-A00 | Perno, Hex., 6x10.....                | 2                         |             |      |
|            |         |   |      | 19         | 90451-KPS-900 | Arandela, Empuje, 15mm.....           | 2                         |             |      |
|            |         |   |      | 20         | 90452-KPT-900 | Arandela, Empuje, 16,5mm.....         | 1                         |             |      |



# GRUPO DE MOTOR

## M-13 Transmisión



2

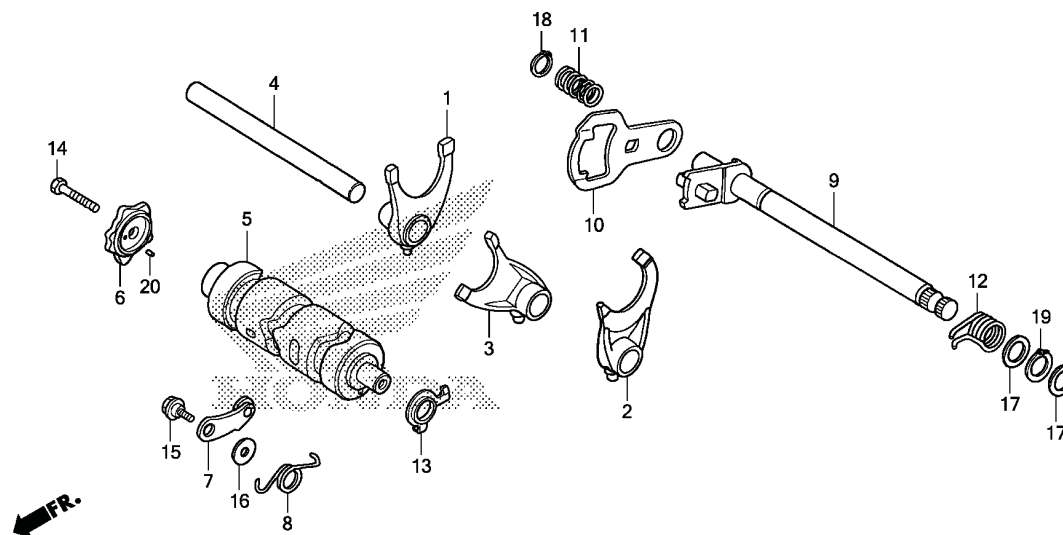
| Nº de Ref. | NOMO | Artículo de servicio | THLL | Nº de Ref. | Nº de pieza   | Descripción                           | Cant. Reqd<br>XL200E/F/G | Nº de série | Nota  |
|------------|------|----------------------|------|------------|---------------|---------------------------------------|--------------------------|-------------|-------|
|            |      |                      |      | 21         | 90454-KPS-900 | Arandela, B de Empuje, 20mm .....     | 2                        | .....       | ..... |
|            |      |                      |      | 22         | 90455-KPS-900 | Arandela A, Estriada, 20mm.....       | 3                        | .....       | ..... |
|            |      |                      |      | 23         | 90605-200-000 | Juego Anillo de Ajuste, 20mm.....     | 2                        | .....       | ..... |
|            |      |                      |      | 24         | 90605-KPS-900 | Juego Anillo de Ajuste, 20mm.....     | 1                        | .....       | ..... |
|            |      |                      |      | 25         | 91015-KK6-003 | Cojinete, Radial de Bolas, 6202U..... | 2                        | .....       | ..... |
|            |      |                      |      | 26         | 91016-KBB-901 | Cojinete, Radial de Bolas, 6004.....  | 1                        | .....       | ..... |
|            |      |                      |      | 27         | 91016-KPS-901 | Cojinete, Radial de Bolas, 6204.....  | 1                        | .....       | ..... |
|            |      |                      |      | 28         | 91201-030-033 | Retén de Aceite, 20x34x7 (ARAI).....  | 1                        | .....       | ..... |



# GRUPO DE MOTOR

## M-14

### Tambor Cambio Engranajes



KBB7E1400

2

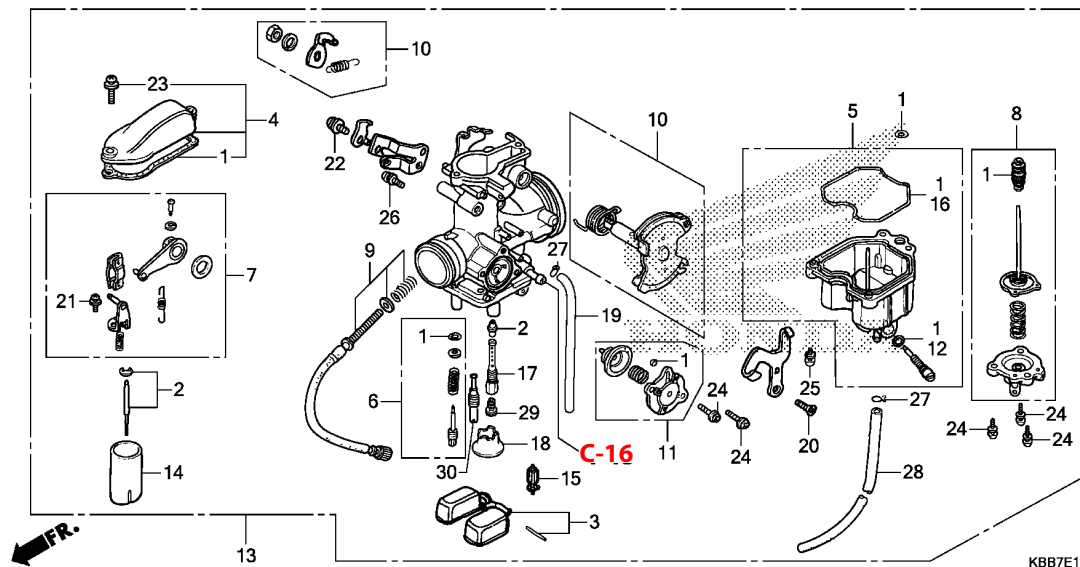
| Nº de Ref. | NOMO   | Artículo de servicio                         | THLL | Nº de Ref. | Nº de pieza   | Descripción                                  | Cant. Req'd<br>XL200E/F/G | Nº de série | Nota |
|------------|--------|--|------|------------|---------------|--|---------------------------|-------------|------|
| 1          | (2, 3) |  |      | 1          | 24211-KW1-900 | Horquilla, Cambio Velocidades Derecha.....   | 1                         |             |      |
|            | 210112 | Horquilla, Cambio Velocidades.....           | 4,5  | 2          | 24221-KBB-900 | Horquilla, Cambio Velocidades Izquierda....  | 1                         |             |      |
|            |        | • Incluye: Remoción e instalación del motor  |      | 3          | 24231-KW1-900 | Horquilla, Cambio Velocidades Central.....   | 1                         |             |      |
|            |        | • Nota: Mismo tiempo para dos o más unidades |      | 4          | 24241-KCS-650 | Eje, Guía Horquilla Cambio Velocidades ..... | 1                         |             |      |
|            |        |  |      | 5          | 24301-KBB-900 | Tambor, Cambio Velocidades .....             | 1                         |             |      |
| 5          | 2101A9 | Tambor, Cambio Velocidades .....             | 4,5  | 6          | 24411-KCN-000 | Excéntrica, Cambio Velocidades .....         | 1                         |             |      |
|            |        | • Incluye: Remoción e instalación del motor  |      | 7          | 24430-KW1-900 | Obturador, Tambor Cambio Velocidades.....    | 1                         |             |      |
| 6          | 2101B0 | Excéntrica, Tambor Cambio .....              | 1,2  | 8          | 24435-KBB-900 | Resorte, Obturador Tambor Cambio .....       | 1                         |             |      |
| 7          | (8)    |  |      | 9          | 24610-107-760 | Eje, Cambio Velocidades .....                | 1                         |             |      |
|            | 210125 | Obturador o Resorte, Tambor Cambio.....      | 0,8  | 10         | 24621-107-760 | Placa, Cambio Velocidades .....              | 1                         |             |      |
| 9          | (12)   |  |      | 11         | 24631-KPS-900 | Resorte, Placa Cambio Velocidades .....      | 1                         |             |      |
|            | 210122 | Eje, Cambio Velocidades .....                | 0,9  | 12         | 24651-KGA-K60 | Resorte, Retorno Cambio Velocidades .....    | 1                         |             |      |
|            |        |  |      | 13         | 35753-KG2-951 | Rotor, Interruptor Punto Muerto.....         | 1                         |             |      |
|            |        |  |      | 14         | 90011-KGA-E00 | Perno, Hex., 6x25 .....                      | 1                         |             |      |
|            |        |  |      | 15         | 90023-KPS-900 | Pivote, Obturador Tambor Cambio.....         | 1                         |             |      |
|            |        |  |      | 16         | 90408-KW1-900 | Arandela, 6mm .....                          | 1                         |             |      |
|            |        |  |      | 17         | 90453-KPS-900 | Arandela, Empuje, 14mm .....                 | 2                         |             |      |
|            |        |  |      | 18         | 90602-KGA-K00 | Grapa Circular, Exterior, 12mm .....         | 1                         |             |      |
|            |        |  |      | 19         | 90606-KRM-840 | Grapa Circular, Exterior, 14mm .....         | 1                         |             |      |
|            |        |  |      | 20         | 91102-KPS-900 | Rodillo, 4x10 .....                          | 1                         |             |      |



# GRUPO DE MOTOR

## M-15

### Carburador



KBB7E1500

2

| Nº de Ref. | NOMO   | Artículo de servicio                   | THLL | Nº de Ref. | Nº de pieza    | Descripción                         | Cant. Req'd<br>XL200 <sub>E/F/G</sub> | Nº de série | Nota |
|------------|--------|--|------|------------|----------------|-------------------------------------|---------------------------------------|-------------|------|
| 2          | 3111A3 | Agujas, Surtidor .....                 | 0,9  | 1          | 16010-428-671  | Juego Empaquetadura .....           | 1                                     |             |      |
| 3          |        | (15)                                   |      | 2          | 16012-KBB-981  | Juego Agujas, Surtidor.....         | 1                                     |             |      |
|            | 311120 | Flotador o Válvula Flotador.....       | 0,6  | 3          | 16013-439-921  | Juego Flotador.....                 | 1                                     |             |      |
| 4          | 3111A5 | Juego Superior, Carburador .....       | 0,4  | 4          | 16014-KZ1-670  | Juego Superior.....                 | 1                                     |             |      |
| 5          | 3111A6 | Cubeta, Flotador.....                  | 0,4  | 5          | 16015-KB7-901  | Juego Cubeta, Flotador .....        | 1                                     |             |      |
| 7          | 3111F6 | Juego Brazo, Articulación Válvula      |      |            |                |                                     |                                       |             |      |
|            |        | Acelerador .....                       | 0,8  | 6          | 16016-393-701  | Juego Tornillo .....                | 1                                     |             |      |
| 8          | 3111F4 | Juego Bomba, Acelerador.....           | 0,5  | 7          | 16018-428-671  | Juego Brazo, Articulación .....     | 1                                     |             |      |
| 10         | 3111M6 | Juego de Articulación, Acelerador..... | 0,8  | 8          | 16021-KBB-951  | Juego Diafragma, Bomba .....        | 1                                     |             |      |
|            |        | Válvula, Corte de Aire .....           | 0,3  | 9          | 16028-KBB-951  | Juego Tornillo B.....               | 1                                     |             |      |
| 11         | 3111B8 |  |      | 10         | 16032-KBB-900  | Juego de Articulación .....         | 1                                     |             |      |
| 13         | 3111B5 | Conjunto del Carburador .....          | 0,7  |            |                |                                     |                                       |             |      |
| 14         | 3111A8 | Válvula, Acelerador.....               | 0,7  |            |                |                                     |                                       |             |      |
| 29         |        | (17, 30)                               |      |            |                |                                     |                                       |             |      |
|            | 3111D4 | Surtidor, Principal .....              | 0,6  | 11         | 16048-KB7-901  | Juego Válvula, Corte de Aire.....   | 1                                     |             |      |
|            |        |  |      | 12         | 16075-GHB-640  | Anillo Tórico, 1,3x4,3 .....        | 1                                     |             |      |
|            |        |  |      | 13         | 16100-KBB-981  | Ens. Carburador (PD9AE A).....      | 1                                     |             |      |
|            |        |  |      | 14         | 16111-KBB-951  | Válvula, Acelerador .....           | 1                                     |             |      |
|            |        |  |      | 15         | 16155-397-971  | Válvula, Flotador .....             | 1                                     |             |      |
|            |        |  |      | 16         | 16163-KCS-920  | Empaquetadura, Cubeta Flotador..... | 1                                     |             |      |
|            |        |  |      | 17         | 16165-KBB-951  | Soporte, Surtidor Agujas.....       | 1                                     |             |      |
|            |        |  |      | 18         | 16168-382-014  | Soporte.....                        | 1                                     |             |      |
|            |        |  |      | 19         | 16198-KBB-900  | Tubo .....                          | 1                                     |             |      |
|            |        |  |      | 20         | 93600-05010-1H | Tornillo, Phillips, 5x10 .....      | 1                                     |             |      |
|            |        |  |      | 21         | 93892-03008-18 | Tornillo Arandela, 3x8 .....        | 2                                     |             |      |
|            |        |  |      | 22         | 93892-04008-18 | Tornillo Arandela, 4x8 .....        | 1                                     |             |      |
|            |        |  |      | 23         | 93892-04012-18 | Tornillo Arandela, 4x12.....        | 2                                     |             |      |
|            |        |  |      | 24         | 93892-04014-18 | Tornillo Arandela, 4x14.....        | 5                                     |             |      |
|            |        |  |      | 25         | 93892-04016-18 | Tornillo Arandela, 4x16.....        | 3                                     |             |      |

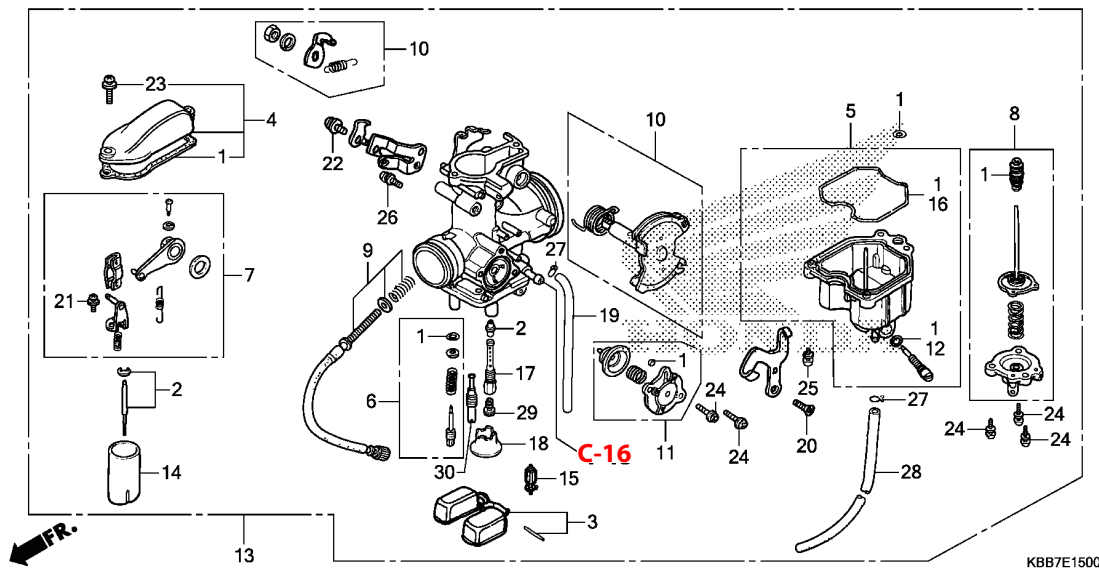


# GRUPO DE MOTOR

## M-15

### Carburador

2



KBB7E1500

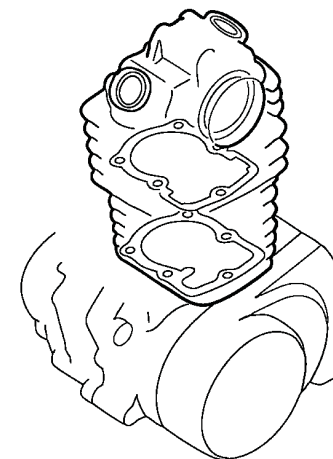
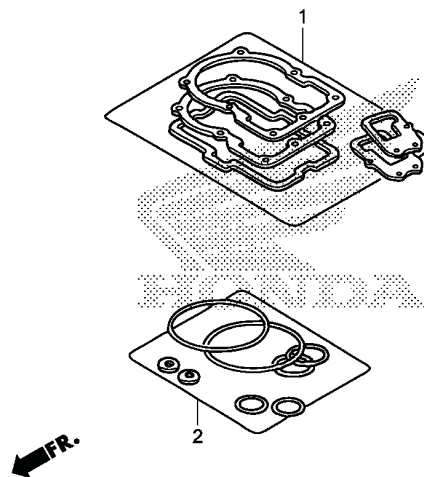
| Nº de Ref. | NOMO | Artículo de servicio | THLL | Nº de Ref. | Nº de pieza    | Descripción                           | Cant. Reqd<br>XL200E/F/G | Nº de série | Nota |
|------------|------|----------------------|------|------------|----------------|---------------------------------------|--------------------------|-------------|------|
|            |      |                      |      | 26         | 93892-05010-18 | Tornillo Arandela, 5x10.....          | 1                        |             |      |
|            |      |                      |      | 27         | 95002-02659    | Presilla, Tubo (B6,5).....            | 2                        |             |      |
|            |      |                      |      | 28         | 95005-35360-50 | Tubo, 3,5x360 (95005-35001-50M) ..... | 1                        |             |      |
|            |      |                      |      | 29         | 99101-393-1150 | Surtidor, Principal, #115 .....       | 1                        |             |      |
|            |      |                      |      | 30         | 99103-440-0420 | Surtidor, Lento, #42.....             | 1                        |             |      |



# GRUPO DE MOTOR

## MOP-1

### Juego Empaquetadura A



KBB7X0100

2

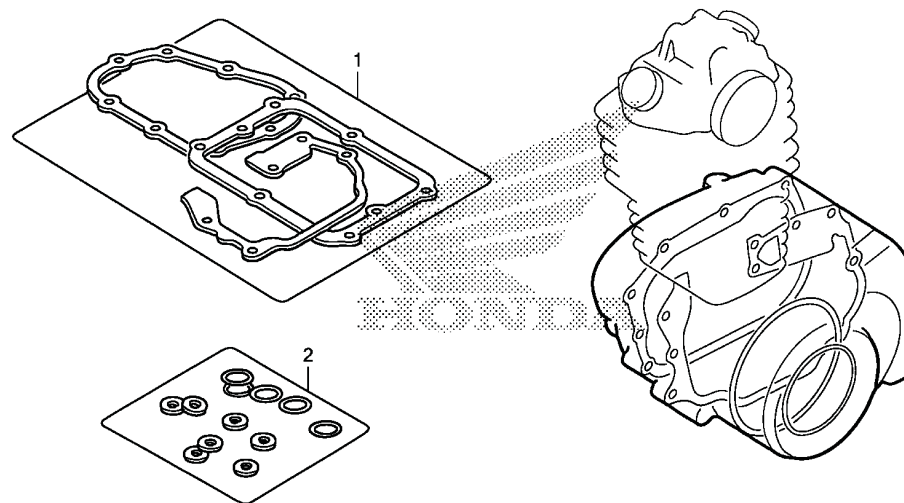
| Nº de Ref.           | NOMO | Artículo de servicio | THLL | Nº de Ref. | Nº de pieza   | Descripción                                   | Cant. Reqd<br>XL200E/F/G | Nº de série | Nota  |
|----------------------|------|----------------------|------|------------|---------------|---|--------------------------|-------------|-------|
| Sin Información..... |      |                      | -    | 1          | 06113-KBB-982 | Juego Empaquetadura A .....                   | 1                        | .....       | ..... |
|                      |      |                      |      |            | 12191-KCN-010 | Empaquetadura, Cilindro.....                  | 1                        | .....       | ..... |
|                      |      |                      |      |            | 12251-KBB-901 | Empaquetadura, Culata.....                    | 1                        | .....       | ..... |
|                      |      |                      |      |            | 12339-KT0-711 | Empaquetadura, Base Generador Pulso.....      | 1                        | .....       | ..... |
|                      |      |                      |      |            | 14523-KBB-901 | Empaquetadura, Accionador<br>Tensionador..... | 1                        | .....       | ..... |
|                      |      |                      |      |            | 18291-MN5-650 | Empaquetadura, Tubo Escape .....              | 1                        | .....       | ..... |
|                      |      |                      |      |            | 18392-HA7-710 | Empaquetadura, Escape .....                   | 1                        | .....       | ..... |
|                      |      |                      |      | 2          | 06114-KBB-980 | Arandela Anillo Tórico Juego A .....          | 1                        | .....       | ..... |
|                      |      |                      |      |            | 90442-KPS-900 | Arandela de Sellado, 8mm .....                | 4                        | .....       | ..... |
|                      |      |                      |      |            | 90488-425-000 | Arandela de Sellado, 6mm .....                | 2                        | .....       | ..... |
|                      |      |                      |      |            | 91301-107-000 | Anillo Tórico, 75x2,5 .....                   | 1                        | .....       | ..... |
|                      |      |                      |      |            | 91303-KPS-730 | Anillo Tórico, 35x3 .....                     | 2                        | .....       | ..... |
|                      |      |                      |      |            | 91304-KRM-840 | Anillo Tórico, 33,5x3,0.....                  | 1                        | .....       | ..... |
|                      |      |                      |      |            | 91306-KRM-840 | Anillo Tórico, 1,5x9,5 .....                  | 1                        | .....       | ..... |



# GRUPO DE MOTOR

## MOP-2

### Juego Empaquetadura B



KBB7X0200

2

| Nº de Ref.           | NOMO | Artículo de servicio | THLL | Nº de Ref. | Nº de pieza   | Descripción                                   | Cant. Reqd<br>XL200E/F/G | Nº de série | Nota |
|----------------------|------|----------------------|------|------------|---------------|---|--------------------------|-------------|------|
| Sin Información..... |      |                      | -    | 1          | 06115-KBB-982 | Juego Empaquetadura B.....                    | 1                        |             |      |
|                      |      |                      |      |            | 11191-KBB-871 | Empaquetadura, Carcasa del Motor .....        | 1                        |             |      |
|                      |      |                      |      |            | 11393-KBB-871 | Empaquetadura, Cubierta Lateral Derecha ..... | 1                        |             |      |
|                      |      |                      |      |            | 11395-KCN-010 | Empaquetadura, Cubierta Izquierda .....       | 1                        |             |      |
|                      |      |                      |      |            | 15126-107-020 | Empaquetadura, Bomba de Aceite .....          | 1                        |             |      |
|                      |      |                      |      |            | 15459-KWK-900 | Empaquetadura, Tapa Filtro de Aceite .....    | 1                        |             |      |
|                      |      |                      |      | 2          | 06116-KBB-980 | Arandela Anillo Tórico Juego B.....           | 1                        |             |      |
|                      |      |                      |      |            | 91302-KPS-730 | Anillo Tórico, 27,4x2,4.....                  | 1                        |             |      |
|                      |      |                      |      |            | 91303-KPS-730 | Anillo Tórico, 35x3.....                      | 1                        |             |      |
|                      |      |                      |      |            | 91303-KRM-840 | Anillo Tórico, 13,8x2,5.....                  | 1                        |             |      |
|                      |      |                      |      |            | 91304-KGA-940 | Anillo Tórico, 63x3.....                      | 1                        |             |      |
|                      |      |                      |      |            | 91304-KPS-900 | Anillo Tórico, 9,4x2,4 .....                  | 2                        |             |      |
|                      |      |                      |      |            | 91307-KRM-840 | Anillo Tórico, 18x3 .....                     | 1                        |             |      |
|                      |      |                      |      |            | 91309-425-003 | Anillo Tórico, 24,4x3,1 (ARAI).....           | 1                        |             |      |
|                      |      |                      |      |            | 91312-107-000 | Anillo Tórico, 7x1,7.....                     | 1                        |             |      |

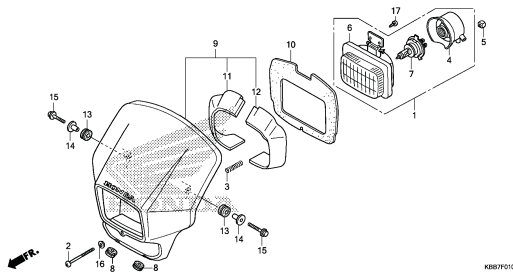




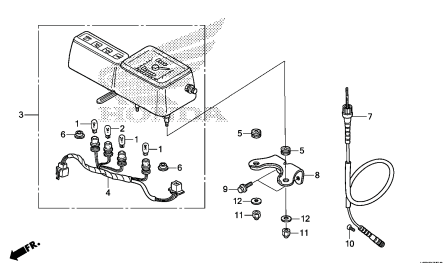
# GRUPO DE BASTIDOR

• El número de referencia en la ilustración de índices puede ser diferente del que aparece en el texto.

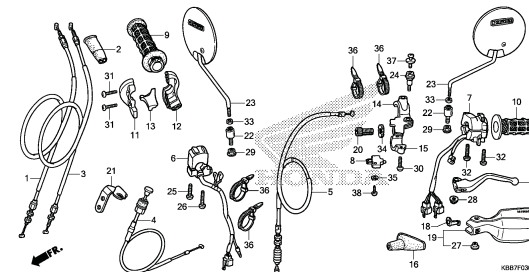
### C-1 Faro



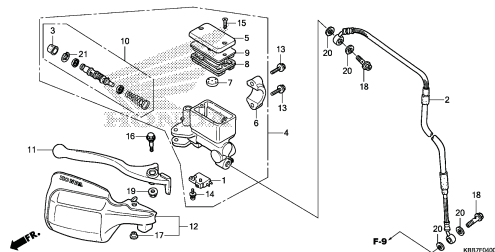
### C-2 Instrumentos



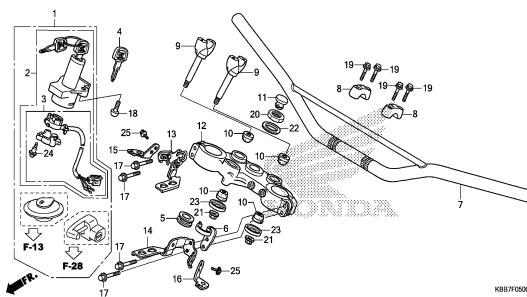
### C-3 Interruptores/Cables/Espejo



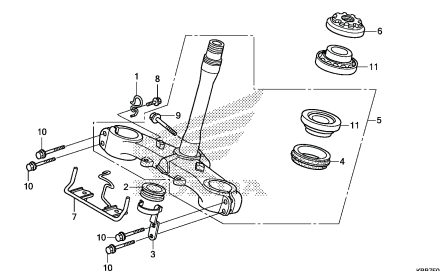
### C-4 Cilindro Maestro del Freno Delantero



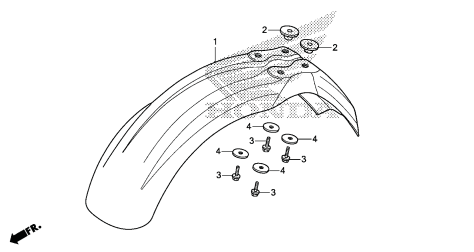
### C-3 Tubo de Manubrio/Puente Superior



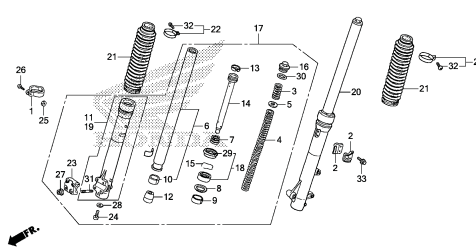
### C-6 Columna de Dirección



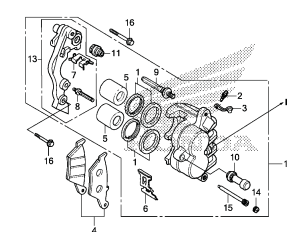
### C-7 Guardafango Delantero



### C-8 Horquilla Delantera



### C-9 Caliper del Freno Delantero



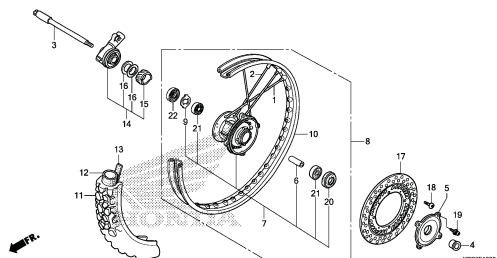
3



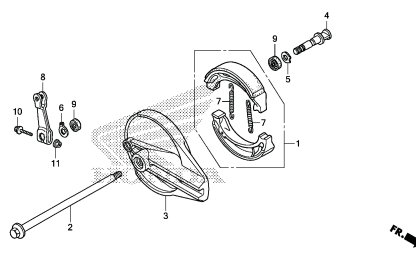
# GRUPO DE BASTIDOR

• El número de referencia en la ilustración de índices puede ser diferente del que aparece en el texto.

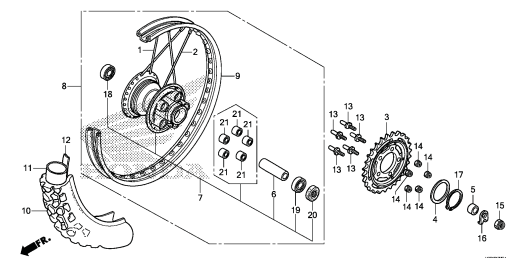
### C-10 Rueda Delantera



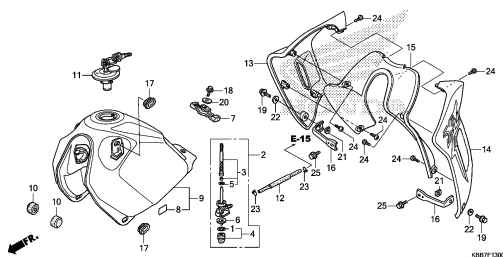
### C-11 Panel del Freno Trasero



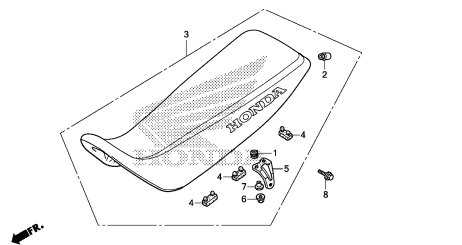
### C-12 Rueda Trasera



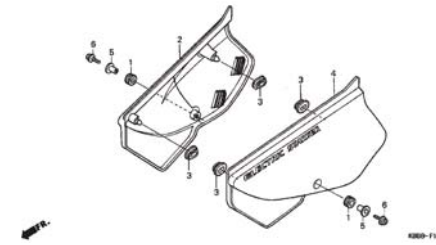
### C-13 Tanque de Combustible



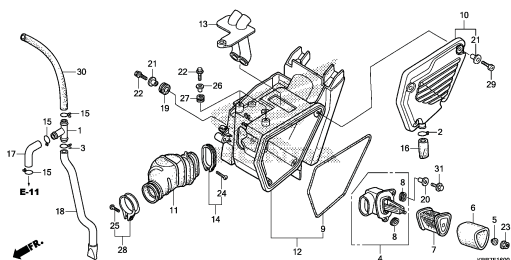
### C-14 Asiento



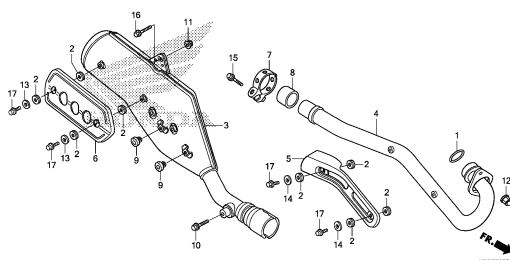
### C-15 Cubierta Lateral



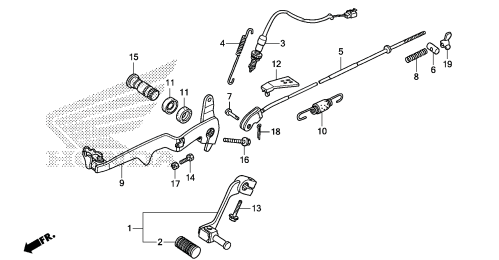
### C-16 Filtro de Aire



### C-17 Silenciador



### C-18 Pedal

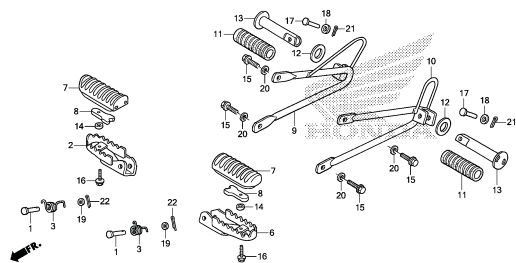




# GRUPO DE BASTIDOR

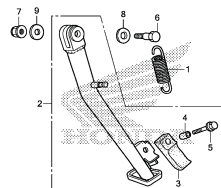
• El número de referencia en la ilustración de índices puede ser diferente del que aparece en el texto.

### C-19 Descansapie



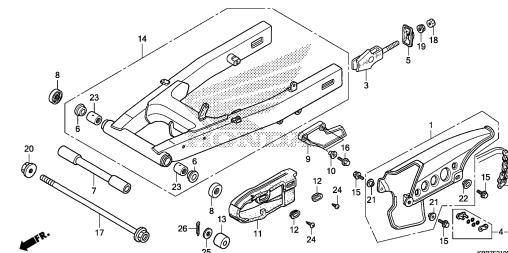
KBB171900

### C-20 Caballete Lateral



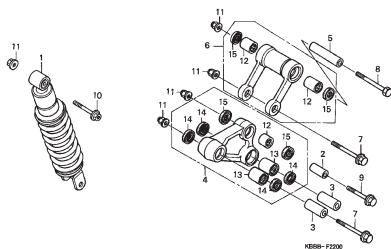
KBB172000

### C-21 Brazo Oscilante/Caja de Cadena



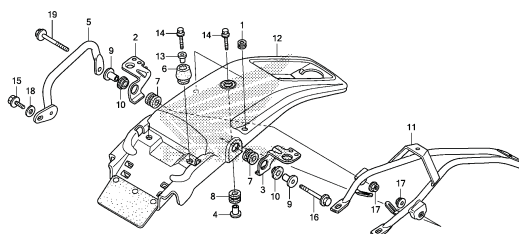
KBB172100

### C-22 Amortiguador Trasero



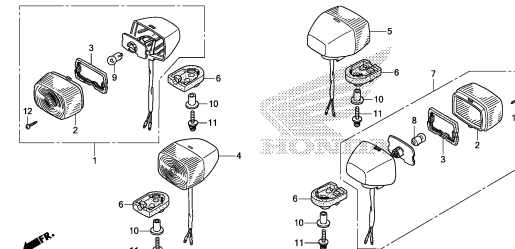
KBB8-F2200

### C-23 Guardafango Trasero



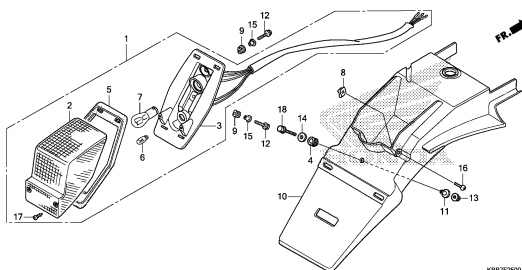
KBB172300

### C-24 Luz Intermitente



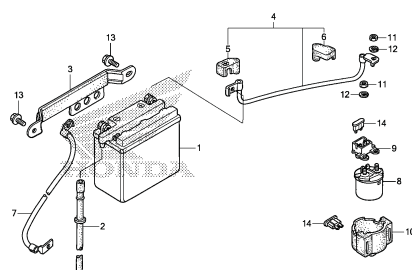
KBB172400

### C-25 Luz Trasera



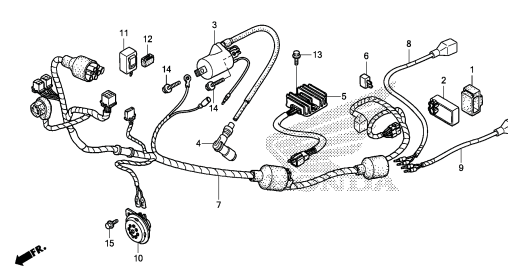
KBB172500

### C-26 Batería



KBB172600

### C-27 Cableado Principal



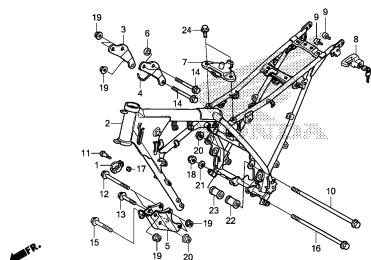
KBB172700



# GRUPO DE BASTIDOR

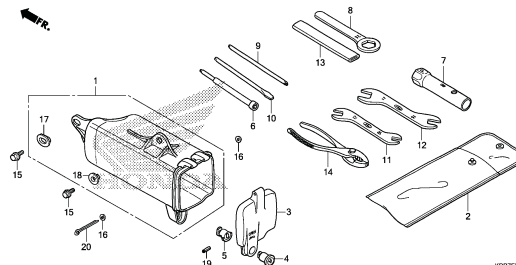
• El número de referencia en la ilustración de índices puede ser diferente del que aparece en el texto.

## C-28 Bastidor



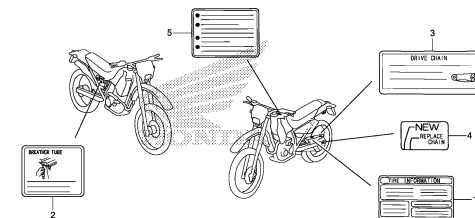
KBB7F2800

## C-29 Herramientas



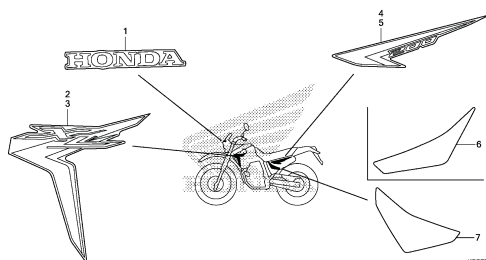
KBB7F2900

## C-30 Etiquetas de Precaución



KBB7F3000

## C-31 Franja



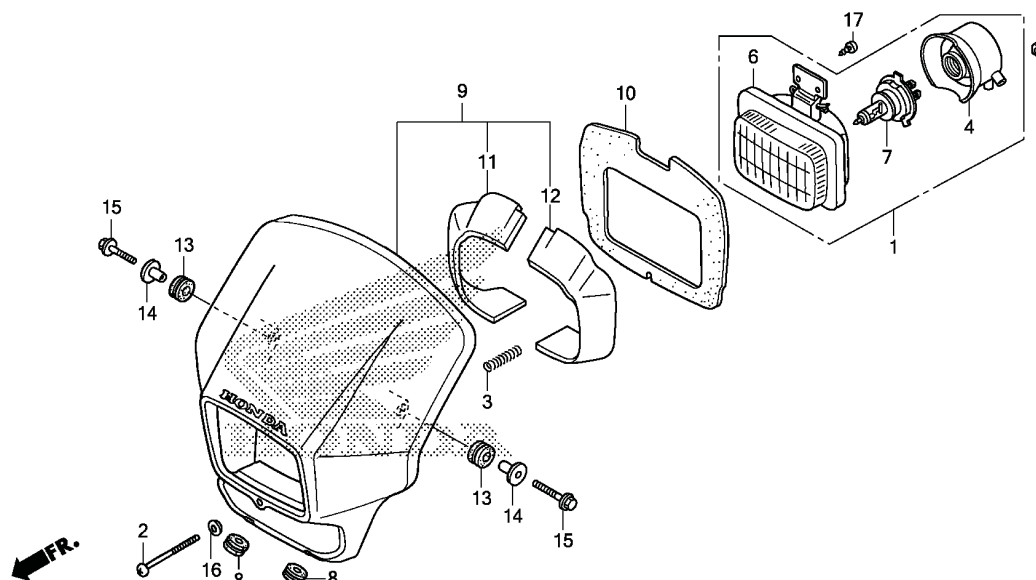
KBB7F3100



## GRUPO DE BASTIDOR

### C-1

### Faro



KBB7F0100

| Nº de Ref. | NOMO   | Artículo de servicio                | THLL | Nº de Ref. | Nº de pieza     | Descripción                               | Cant. Req'd<br>XL200 <sub>E/F/G</sub> | Nº de série | Nota  |
|------------|--------|-------------------------------------|------|------------|-----------------|---|---------------------------------------|-------------|-------|
| 1          | 616115 | Ens. de Faro .....                  | 0,2  | 1          | 33100-KBB-901   | Ens. de Faro (12V 35/35W).....            | 1                                     | .....       | ..... |
| 6          | 6161A7 | Unidad Faro.....                    | 0,2  | 2          | 33103-KBB-900   | Tornillo, Ajuste Payo de Luz.....         | 1                                     | .....       | ..... |
| 7          |        | (4)                                 |      | 3          | 33107-KBB-900   | Resorte, Ajuste Payo de Luz.....          | 1                                     | .....       | ..... |
|            | 616118 | Lámpara, Faro.....                  | 0,1  | 4          | 33112-KBB-901   | Cubierta, Goma .....                      | 1                                     | .....       | ..... |
| 9          | 4111L3 | Cubretablero Central Delantero..... | 0,2  | 5          | 33117-KA2-003   | Tuerca, Ajuste Payo de Luz (Stanley)..... | 1                                     | .....       | ..... |
|            |        |                                     |      | 6          | 33120-KBB-901   | Unidad Faro .....                         | 1                                     | .....       | ..... |
|            |        |                                     |      | 7          | 34901-KWS-601   | Lámpara, Faro (12V 35/35W) .....          | 1                                     | .....       | ..... |
|            |        |                                     |      | 8          | 50142-437-970   | Anillo, Cubierta Lateral .....            | 2                                     | .....       | ..... |
|            |        |                                     |      | 9          | 61300-KBB-D40ZA | Visor, Delantero (WL)                     |                                       | .....       | ..... |
|            |        |                                     |      |            |                 | *Tipo1* .....                             | 1                                     | .....       | ..... |
|            |        |                                     |      | 10         | 61302-KBB-900   | Goma, Sello de Faro .....                 | 1                                     | .....       | ..... |
|            |        |                                     |      | 11         | 61303-KBB-900   | Cubretablero, Der. Faro .....             | 1                                     | .....       | ..... |
|            |        |                                     |      | 12         | 61304-KBB-900   | Cubretablero, Izq. Faro .....             | 1                                     | .....       | ..... |
|            |        |                                     |      | 13         | 80101-165-000   | Goma, Cojín de Guardafango Tras. ....     | 2                                     | .....       | ..... |
|            |        |                                     |      | 14         | 90001-961-670   | Collarín, Fijación Lateral .....          | 2                                     | .....       | ..... |
|            |        |                                     |      | 15         | 90040-GHR-670   | Perno, Reborde, 6x18.....                 | 2                                     | .....       | ..... |
|            |        |                                     |      | 16         | 90286-147-670   | Arandela, Ajuste Payo de Luz.....         | 1                                     | .....       | ..... |
|            |        |                                     |      | 17         | 93901-34210     | Tornillo, Aterrajaz, 4x10 .....           | 2                                     | .....       | ..... |

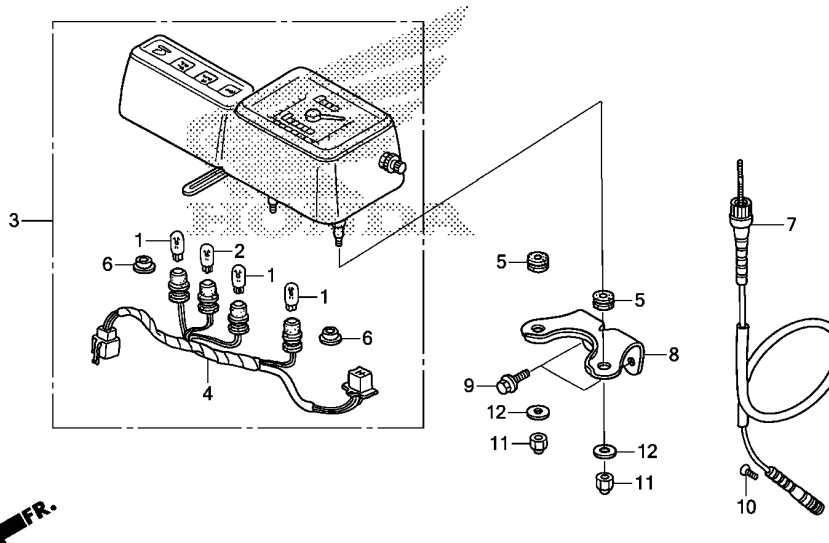
3



# GRUPO DE BASTIDOR

## C-2

### Instrumentos



KBB7F0200

3

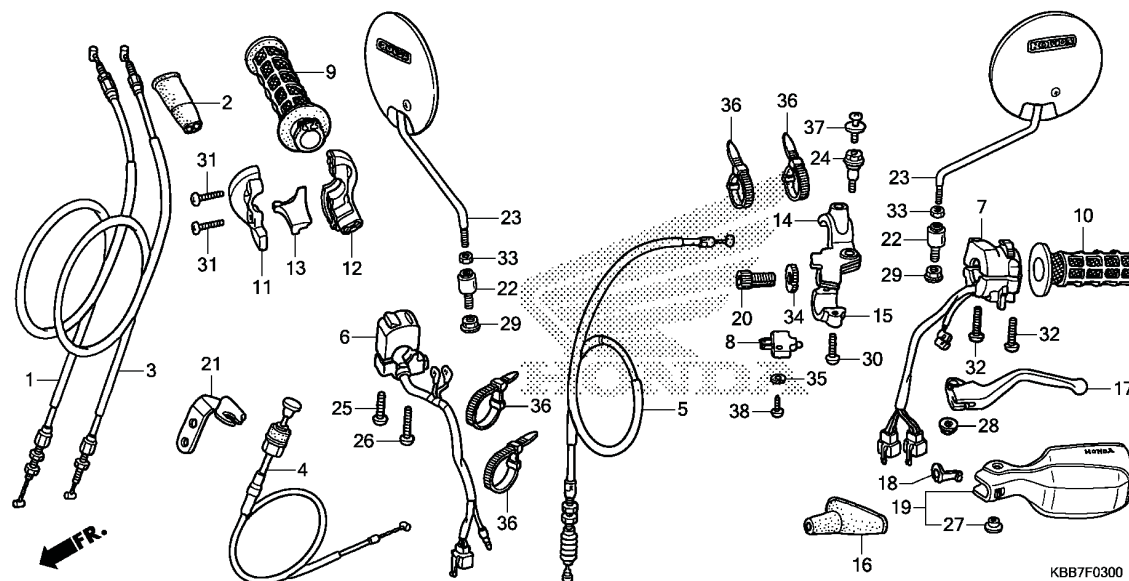
| Nº de Ref. | NOMO   | Artículo de servicio                             | THLL | Nº de Ref. | Nº de pieza    | Descripción  | Cant. Reqd<br>XL200E/F/G | Nº de série | Nota |
|------------|--------|--|------|------------|----------------|--|--------------------------|-------------|------|
| 3          | 8121A1 | Ens. Instrumentos .....                          | 0,3  | 1          | 34908-GA7-701  | Lámpara, Base de Cuna (T10) (12V 3,4W) (Nippon Seiki)..... | 3                        |             |      |
| 4          | 6161G4 | Ens. Portalámpara, Lámpara de Instrumentos ..... | 0,3  | 2          | 34908-MB9-871  | Lámpara, Base de Cuna (T10) (12V/1,7W) (Stanley) .....     | 1                        |             |      |
| 7          | 811160 | Cable, Velocímetro .....                         | 0,2  | 3          | 37200-KBB-901  | Velocímetro (Kph).....                                     | 1                        |             |      |
| 8          | 8121A4 | Soporte, Instrumentos .....                      | 0,2  | 4          | 37223-KBB-901  | Portalámpara.....  | 1                        |             |      |
|            |        |  |      | 5          | 37243-MG2-000  | Goma, Fijación Velocímetro.....                            | 2                        |             |      |
|            |        |  |      | 6          | 37618-MB2-008  | Tapa, Cuerda d'Alarma de Velocidad .....                   | 2                        |             |      |
|            |        |  |      | 7          | 44830-KW8-900  | Ens. Cable, Velocímetro .....                              | 1                        |             |      |
|            |        |  |      | 8          | 61317-KBB-900  | Soporte, Velocímetro .....                                 | 1                        |             |      |
|            |        |  |      | 9          | 90032-GHR-660  | Perno, Reborde, 6x16 .....                                 | 2                        |             |      |
|            |        |  |      | 10         | 90102-KPE-B40  | Tornillo, Oval, 5x18.....                                  | 1                        |             |      |
|            |        |  |      | 11         | 94021-06000-05 | Tuerca, Tapa, 6mm .....                                    | 2                        |             |      |
|            |        |  |      | 12         | 90233-GHR-630  | Arandela, Plana, 6mm .....                                 | 2                        |             |      |



# GRUPO DE BASTIDOR

## C-3

### Interruptores/Cables/Espejo



KBB7F0300

| Nº de Ref. | NOMO          | Artículo de servicio                           | THLL | Nº de Ref. | Nº de pieza     | Descripción  | Cant. Req'd<br>XL200E/F/G | Nº de serie | Nota |
|------------|---------------|--|------|------------|-----------------|--|---------------------------|-------------|------|
| 1          | (3)<br>811100 | Cable, Acelerador.....                         | 0,5  | 1          | 17910-KBB-900   | Cable A, Acelerador.....                                 | 1                         |             |      |
|            |               | • Nota: Mismo tiempo para dos                  |      | 2          | 17913-KB7-000   | Cubierta, Cable de Acelerador.....                       | 1                         |             |      |
| 4          | 811120        | Cable, Estrangulador.....                      | 0,3  | 3          | 17920-KBB-900   | Cable B, Acelerador.....                                 | 1                         |             |      |
| 5          | 811115        | Cable, Embrague.....                           | 0,2  | 4          | 17950-KBB-900   | Cable, Estrangulador.....                                | 1                         |             |      |
| 6          | 615120        | Interruptor, Corte de Encendido.....           | 0,3  | 5          | 22870-KBB-900   | Cable, Embrague.....                                     | 1                         |             |      |
| 7          | 615118        | Interruptor, Luz Intermitente.....             | 0,5  | 6          | 35130-KBB-900   | Ens. Interruptor, Corte de Encendido.....                | 1                         |             |      |
| 8          | 6151A9        | Interruptor, Embrague.....                     | 0,1  | 7          | 35200-KBB-900   | Ens. Interruptor, Luz Intermitente.....                  | 1                         |             |      |
| 9          | 810150        | Empuñadura, Acelerador.....                    | 0,3  | 8          | 35330-MK5-003   | Ens. Interruptor, Embrague.....                          | 1                         |             |      |
| 10         | 8101C0        | Empuñadura: Izquierda.....                     | 0,1  | 9          | 53140-MK5-020   | Empuñadura, Acelerador.....                              | 1                         |             |      |
| 12         | 810155        | Carcasa, Acelerador.....                       | 0,2  | 10         | 53166-MK5-010   | Empuñadura, Izquierda.....                               | 1                         |             |      |
| 14         | 8101C8        | Soporte, Palanca Empuñadura:<br>Izquierda..... | 0,2  | 11         | 53167-KPS-900   | Carcasa Superior, Acelerador.....                        | 1                         |             |      |
| 17         | 8101C6        | Palanca, Empuñadura: Izquierda.....            | 0,1  | 12         | 53168-KAS-900   | Carcasa Inferior, Acelerador.....                        | 1                         |             |      |
|            | 8101F5        | Palanca, Empuñadura: Ambas.....                | 0,2  | 13         | 53169-KB7-000   | Corredera, Cable de Acelerador.....                      | 1                         |             |      |
|            |               |  |      | 14         | 53172-KRH-D20   | Soporte, Palanca Izquierda.....                          | 1                         |             |      |
|            |               |  |      | 15         | 53174-KRH-D20   | Fijador Izquierdo, Soporte Palanca.....                  | 1                         |             |      |
|            |               |  |      | 16         | 53177-KW8-900   | Cubierta, Palanca Izquierda.....                         | 1                         |             |      |
|            |               |  |      | 17         | 53178-MG7-003   | Palanca, Tubo de Manubrio Izquierda.....                 | 1                         |             |      |
|            |               |  |      | 18         | 53181-KN5-670   | Placa, Fijación Protector.....                           | 1                         |             |      |
|            |               |  |      | 19         | 53185-KBB-980ZA | Protector, Palanca Izquierda<br>*NH-196*.....Blanco Ross | 1                         |             |      |
|            |               |  |      | 20         | 53192-KRM-860   | Perno, Ajuste Cable.....                                 | 1                         |             |      |

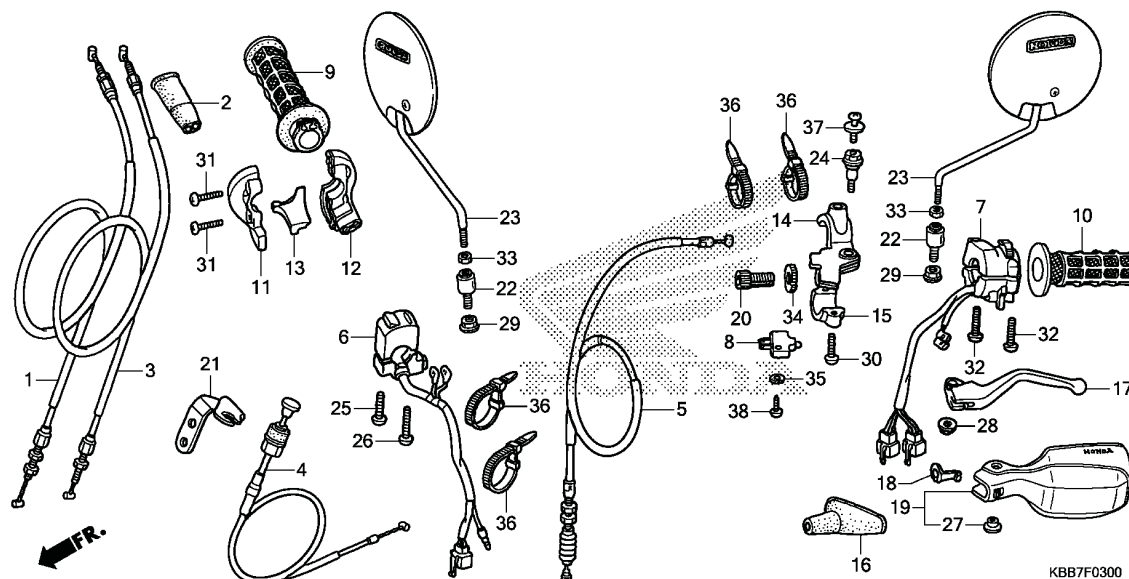




# GRUPO DE BASTIDOR

## C-3

### Interruptores/Cables/Espejo



3

| Nº de Ref. | NOMO | Artículo de servicio | THLL | Nº de Ref. | Nº de pieza    | Descripción                               | Cant. Req'd<br>XL200 <sub>E/F/G</sub> | Nº de serie | Nota  |
|------------|------|----------------------|------|------------|----------------|---|---------------------------------------|-------------|-------|
|            |      |                      |      | 21         | 61311-KBB-900  | SopORTE, Estrangulador.....               | 1                                     | .....       | ..... |
|            |      |                      |      | 22         | 88113-KBA-900  | SopORTE, Fijación Espejo Retrovisor ..... | 2                                     | .....       | ..... |
|            |      |                      |      | 23         | 88210-KBB-900  | Espejo Retrovisor.....                    | 2                                     | .....       | ..... |
|            |      |                      |      | 24         | 90113-KW8-900  | Perno, Palanca .....                      | 1                                     | .....       | ..... |
|            |      |                      |      | 25         | 90120-KPS-900  | Tornillo, Phillips, 4x32 .....            | 1                                     | .....       | ..... |
|            |      |                      |      | 26         | 90121-KPS-900  | Tornillo, Phillips, 4x45 .....            | 1                                     | .....       | ..... |
|            |      |                      |      | 27         | 90127-KF0-770  | Collarín, 6x4 .....                       | 1                                     | .....       | ..... |
|            |      |                      |      | 28         | 90208-GHR-630  | Tuerca, Reborde, 6mm .....                | 1                                     | .....       | ..... |
|            |      |                      |      | 29         | 90208-GHR-E50  | Tuerca, Reborde, 10mm .....               | 2                                     | .....       | ..... |
|            |      |                      |      | 30         | 90227-GHR-D60  | Tornillo, Phillips, 5x16 .....            | 2                                     | .....       | ..... |
|            |      |                      |      | 31         | 90227-GHR-D70  | Tornillo, Phillips, 5x18 .....            | 2                                     | .....       | ..... |
|            |      |                      |      | 32         | 90227-GHR-D80  | Tornillo, Phillips, 5x20 .....            | 2                                     | .....       | ..... |
|            |      |                      |      | 33         | 90301-KBA-900  | Tuerca, Traba (Left Hand Thread) .....    | 2                                     | .....       | ..... |
|            |      |                      |      | 34         | 90322-KRM-860  | Tuerca, Fijación.....                     | 1                                     | .....       | ..... |
|            |      |                      |      | 35         | 90501-KPE-B40  | Arandela, Presión, 3mm .....              | 1                                     | .....       | ..... |
|            |      |                      |      | 36         | 90650-KW3-000  | Presilla, Cable .....                     | 4                                     | .....       | ..... |
|            |      |                      |      | 37         | 93894-05010-17 | Tornillo Arandela, 5x10.....              | 1                                     | .....       | ..... |
|            |      |                      |      | 38         | 93901-32320    | Tornillo, Aterrajajar, 3x12 .....         | 1                                     | .....       | ..... |

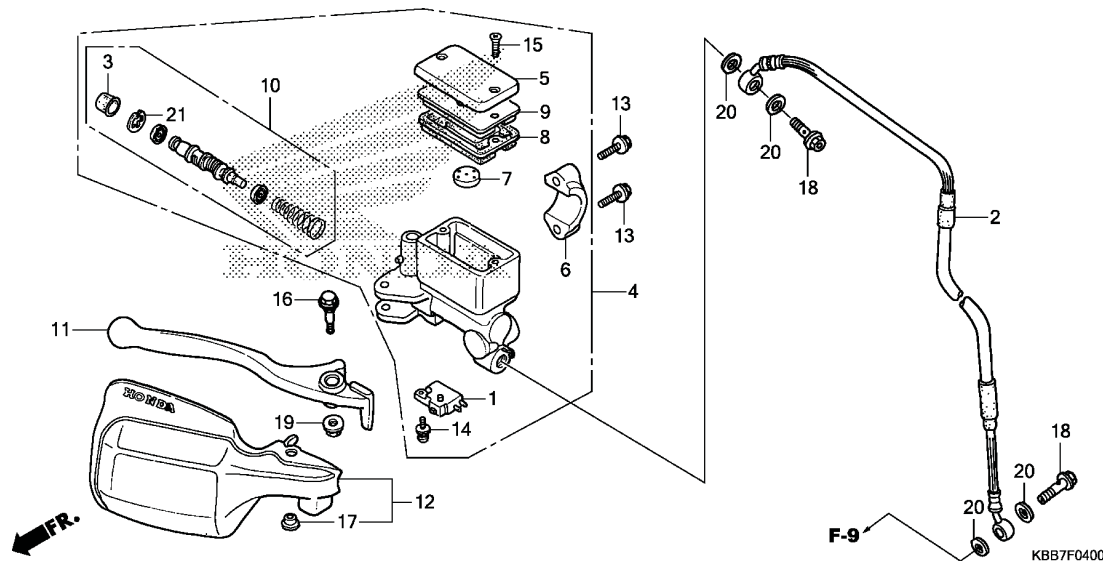




## GRUPO DE BASTIDOR

### C-4

### Cilindro Maestro del Freno Delantero



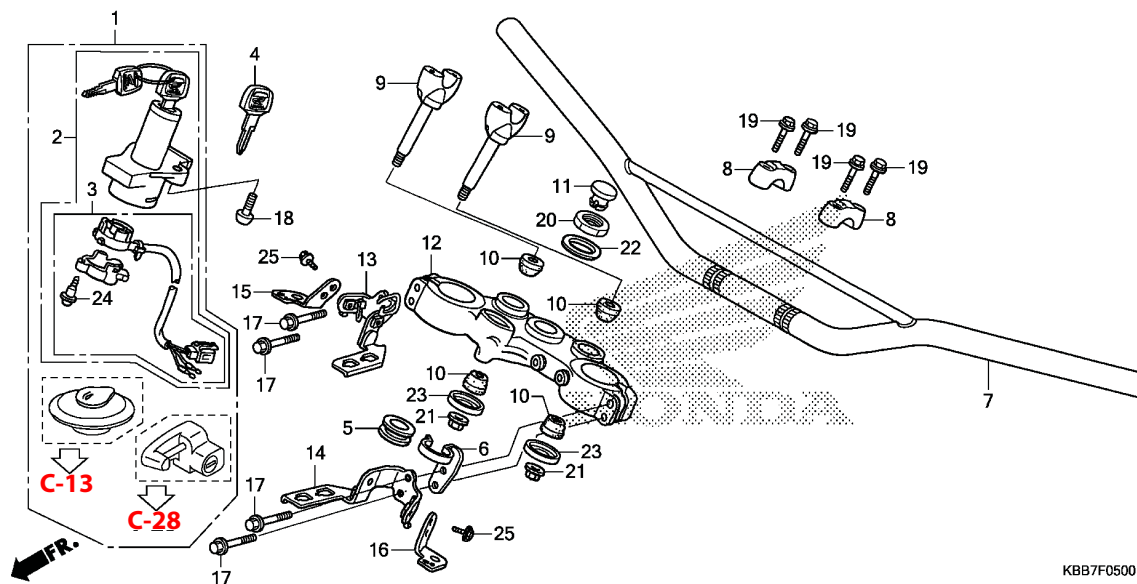
| Nº de Ref. | NOMO   | Artículo de servicio                                     | THLL | Nº de Ref. | Nº de pieza     | Descripción                               | Cant. Req'd<br>XL200 <sub>E</sub> /F/G | Nº de série | Nota |
|------------|--------|--|------|------------|-----------------|---|--|-------------|------|
| 1          | 6151B2 | Interruptor, Freno Delantero .....                       | 0,1  | 1          | 35340-MA5-671   | Ens. Interruptor, Freno Delantero .....   | 1                                      |             |      |
| 2          | 7121A0 | Manguera, Freno Delantero .....                          | 0,4  | 2          | 45125-KBB-981   | Manguera, Freno Delantero .....           | 1                                      |             |      |
|            |        | • Incluye: Sangría de los frenos                         |      | 3          | 45504-410-003   | Guardapolvo .....                         | 1                                      |             |      |
| 4          | 712105 | Cilindro Maestro, Freno Delantero .....                  | 0,4  | 4          | 45510-KBB-981   | Ens. Cilindro Maestro, Delantero .....    | 1                                      |             |      |
|            |        | • Incluye: Sangría de los frenos                         |      | 5          | 45513-KV2-901   | Tapa, Cilindro Maestro .....              | 1                                      |             |      |
| 8          | 7121G6 | Diafragma, Cilindro Maestro del Freno Delantero .....    | 0,1  | 6          | 45517-166-006   | SopORTE, Cilindro Maestro .....           | 1                                      |             |      |
| 10         | 7121G9 | Pistón Juego, Cilindro Maestro del Freno Delantero ..... | 0,4  | 7          | 45518-MG3-016   | Separador .....                           | 1                                      |             |      |
|            |        | • Incluye: Sangría de los frenos                         |      | 8          | 45520-MG7-006   | Diafragma .....                           | 1                                      |             |      |
|            |        |  |      | 9          | 45521-HA2-006   | Placa, Diafragma .....                    | 1                                      |             |      |
| 11         | 8101C7 | Palanca, Empuñadura: Derecha .....                       | 0,1  | 10         | 45530-KWT-901   | Cilindro Maestro, Juego .....             | 1                                      |             |      |
|            | 8101F5 | Palanca, Empuñadura: Ambas .....                         | 0,2  | 11         | 53175-KV2-900   | Palanca, Tubo de Manubrio Derecha .....   | 1                                      |             |      |
|            |        |  |      | 12         | 53180-KBB-980ZA | Protector, Palanca Derecha *NH-196* ..... | 1                                      |             |      |
|            |        |  |      | 13         | 90040-GHR-E90   | Perno, Reborde, 6x22 .....                | 2                                      |             |      |
|            |        |  |      | 14         | 90101-KRM-R80   | Tornillo Arandela, 4x12 .....             | 1                                      |             |      |
|            |        |  |      | 15         | 90104-KRM-R80   | Tornillo, Phillips, 4x12 .....            | 2                                      |             |      |
|            |        |  |      | 16         | 90113-KF0-770   | Perno, Palanca .....                      | 1                                      |             |      |
|            |        |  |      | 17         | 90127-KF0-770   | Collarín, 6x4 .....                       | 1                                      |             |      |
|            |        |  |      | 18         | 90145-MS9-612   | Perno, Aceite, 10x22 .....                | 2                                      |             |      |
|            |        |  |      | 19         | 90208-GHR-630   | Tuerca, Reborde, 6mm .....                | 1                                      |             |      |
|            |        |  |      | 20         | 90545-300-000   | Arandela, Perno Aceite .....              | 4                                      |             |      |
|            |        |  |      | 21         | 90651-MA5-671   | Grapa, Circular .....                     | 1                                      |             |      |



# GRUPO DE BASTIDOR

## C-5

### Tubo de Manubrio/Puente Superior



KBB7F0500

3

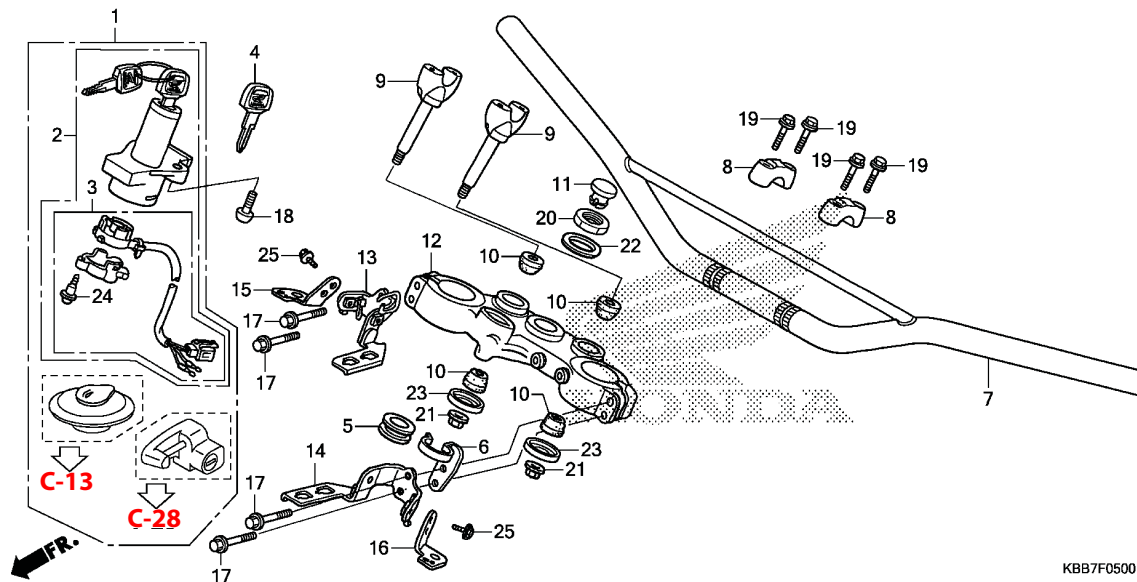
| Nº de Ref. | NOMO   | Artículo de servicio                | THLL | Nº de Ref. | Nº de pieza     | Descripción   | Cant. Req'd<br>XL200E/F/G | Nº de serie | Nota |
|------------|--------|-------------------------------------|------|------------|-----------------|---|---------------------------|-------------|------|
| 1          | 6151A1 | Juego Llaves.....                   | 0,7  | 1          | 35010-KBB-903   | Juego Llaves .....  | 1                         |             |      |
| 2          | 615145 | Interruptor, Encendido & Traba..... | 0,5  | 2          | 35100-KBB-903   | Interruptor, Encendido & Traba.....                       | 1                         |             |      |
| 3          | 6151C2 | Base.....                           | 0,5  | 3          | 35101-KBB-901   | Base.....   | 1                         |             |      |
| 7          | 810100 | Tubo de Manubrio.....               | 0,4  | 4          | 35121-KW8-920   | Llave (Tipo 1) (Llave No. AXX/BXX).....                   | (1)                       |             |      |
| 9          | 8101B9 | Soporte, Manubrio: Inferior.....    | 0,2  |            | 35122-KW8-920   | Llave (Tipo 2) (Llave No. CXX/DXX).....                   | (1)                       |             |      |
| 12         | 510110 | Puente, Superior Horquilla.....     | 0,5  | 5          | 45466-KA4-000   | Guía de Cable Interno.....                                | 1                         |             |      |
|            |        |                                     |      | 6          | 45468-KBB-900   | Guía Inferior, Manguera Freno.....                        | 1                         |             |      |
|            |        |                                     |      | 7          | 53100-KBB-900   | Tubo de Manubrio.....                                     | 1                         |             |      |
|            |        |                                     |      | 8          | 53131-KBB-950ZA | Soporte, Superior<br>*NH146M*.....Plata Accurate Metalico | 2                         |             |      |
|            |        |                                     |      | 9          | 53132-KBB-950   | Soporte, Manubrio: Inferior.....                          | 2                         |             |      |
|            |        |                                     |      | 10         | 53133-237-680   | Goma, Cojín de Manubrio.....                              | 4                         |             |      |
|            |        |                                     |      | 11         | 53208-KCH-900   | Tapa, Columna de Dirección.....                           | 1                         |             |      |
|            |        |                                     |      | 12         | 53230-KBB-950   | Puente, Superior Horquilla.....                           | 1                         |             |      |
|            |        |                                     |      | 13         | 61313-KBB-900   | Soporte, Derecho Caja Faro.....                           | 1                         |             |      |
|            |        |                                     |      | 14         | 61314-KBB-900   | Soporte, Izquierdo Caja Faro.....                         | 1                         |             |      |
|            |        |                                     |      | 15         | 61315-KBB-900   | Soporte, Luz Intermitente Delantera<br>Derecha.....       | 1                         |             |      |
|            |        |                                     |      | 16         | 61316-KBB-900   | Soporte, Luz Intermitente Delantera<br>Izquierda.....     | 1                         |             |      |
|            |        |                                     |      | 17         | 90103-KB7-000   | Perno, Reborde, 8x45.....                                 | 4                         |             |      |
|            |        |                                     |      | 18         | 90107-MBG-000   | Perno, Una Vía, 8mm.....                                  | 2                         |             |      |
|            |        |                                     |      | 19         | 90111-362-000   | Perno, Reborde, 8x36.....                                 | 4                         |             |      |
|            |        |                                     |      | 20         | 90304-425-000   | Tuerca, Columna de Dirección.....                         | 1                         |             |      |



# GRUPO DE BASTIDOR

## C-5

### Tubo de Manubrio/Puente Superior



KBB7F0500

| Nº de Ref. | NOMO | Artículo de servicio | THLL | Nº de Ref. | Nº de pieza    | Descripción                         | Cant. Reqd<br>XL200 <sub>E/F/G</sub> | Nº de série | Nota  |
|------------|------|----------------------|------|------------|----------------|-------------------------------------|--------------------------------------|-------------|-------|
|            |      |                      |      | 21         | 90309-KF0-003  | Tuerca, Reborde, 8mm.....           | 2                                    | .....       | ..... |
|            |      |                      |      | 22         | 90503-425-000  | Arandela, Columna de Dirección..... | 1                                    | .....       | ..... |
|            |      |                      |      | 23         | 90535-292-000  | Arandela, Cojin de Manubrio.....    | 2                                    | .....       | ..... |
|            |      |                      |      | 24         | 91059-KY2-711  | Tornillo, Aterrajaz, 3x16.....      | 3                                    | .....       | ..... |
|            |      |                      |      | 25         | 95701-06010-07 | Perno, Reborde, 6x10.....           | 2                                    | .....       | ..... |

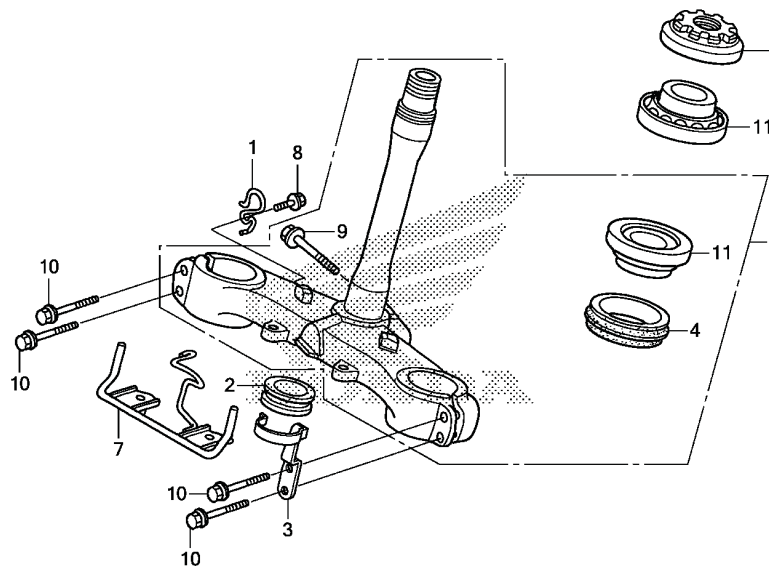
3



# GRUPO DE BASTIDOR

## C-6

### Columna de Dirección



KBB7F0600

3

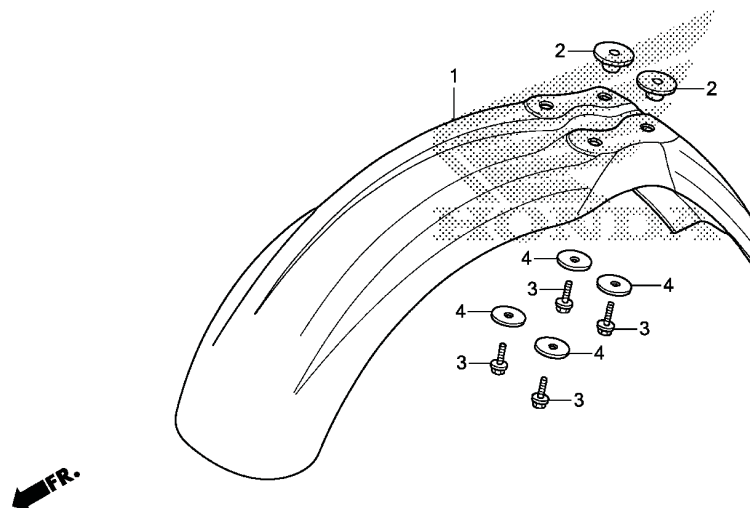
| Nº de Ref. | NOMO   | Artículo de servicio                           | THLL | Nº de Ref. | Nº de pieza   | Descripción                                   | Cant. Reqd<br>XL200E/F/G | Nº de série | Nota  |
|------------|--------|--|------|------------|---------------|---|--------------------------|-------------|-------|
| 6          | 5101B2 | Tuerca, Superior Columna de Dirección .....    | 0,4  | 1          | 45465-KBB-900 | Guía, Cable Velocímetro.....                  | 1                        | .....       | ..... |
| 11         |        | (4)  |      | 2          | 45466-KA4-000 | Guía de Cable Interno .....                   | 1                        | .....       | ..... |
|            | 5101B6 | Cojinete, Columna de Dirección: Superior ..... | 1,0  | 3          | 45469-KBB-900 | Guía Superior, Manguera Freno .....           | 1                        | .....       | ..... |
|            | 5101B7 | Cojinete, Columna de Dirección: Inferior.....  | 1,0  | 4          | 53214-KA4-701 | Guardapolvo, Columna de Dirección (ARAI)..... | 1                        | .....       | ..... |
|            | 5101C7 | Cojinete, Columna de Dirección: Ambas .....    | 1,0  | 5          | 53219-KBB-950 | Ens. Columna de Dirección .....               | 1                        | .....       | ..... |
|            |        |  |      | 6          | 53220-KA2-000 | Ens. de Tuerca, Dirección .....               | 1                        | .....       | ..... |
|            |        |  |      | 7          | 61318-KFC-900 | Soporte Inferior, Visera Del .....            | 1                        | .....       | ..... |
|            |        |  |      | 8          | 90032-GHR-640 | Perno, Reborde, 6x12 .....                    | 1                        | .....       | ..... |
|            |        |  |      | 9          | 90086-444-000 | Perno, Reborde, 10x45 .....                   | 1                        | .....       | ..... |
|            |        |  |      | 10         | 90103-KB7-000 | Perno, Reborde, 8x45 .....                    | 4                        | .....       | ..... |
|            |        |  |      | 11         | 91015-KV6-003 | Cojinete, Columna de Dirección (NTN).....     | 2                        | .....       | ..... |



# GRUPO DE BASTIDOR

## C-7

### Guardafango Delantero



KBB7F0700

| Nº de Ref. | NOMO   | Artículo de servicio         | THLL | Nº de Ref. | Nº de pieza     | Descripción                          | Cant. Reqd<br>XL200 <sub>E/F/G</sub> | Nº de série | Nota |
|------------|--------|------------------------------|------|------------|-----------------|--------------------------------------|--------------------------------------|-------------|------|
| 1          | 4131B7 | Guardafango, Delantero ..... | 0,1  | 1          | 61100-KBB-980ZB | Guardafango, Delantero               |                                      |             |      |
|            |        |                              |      |            | *R-206*         | .....Rojo Maceio                     | 1                                    |             |      |
|            |        |                              |      |            | 61100-KBB-980ZC | *PB362R*.....Azul Buliti-R           | 1                                    |             |      |
|            |        |                              |      |            | 61100-KBB-980ZD | *NH1*.....Negro                      | 1                                    |             |      |
|            |        |                              |      | 2          | 61104-KBB-900   | Collarín, Fijación Guardafango ..... | 2                                    |             |      |
|            |        |                              |      | 3          | 90032-GHR-700   | Perno, Reborde, 6x25 .....           | 4                                    |             |      |
|            |        |                              |      | 4          | 90545-292-000   | Arandela, 6,5x20.....                | 4                                    |             |      |

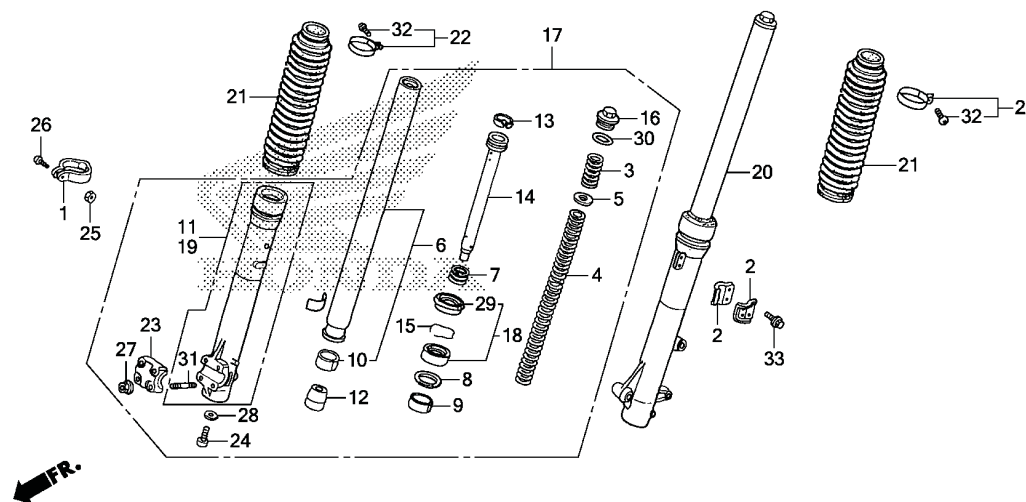
3



# GRUPO DE BASTIDOR

## C-8

### Horquilla Delantera



KBB7F0800

3

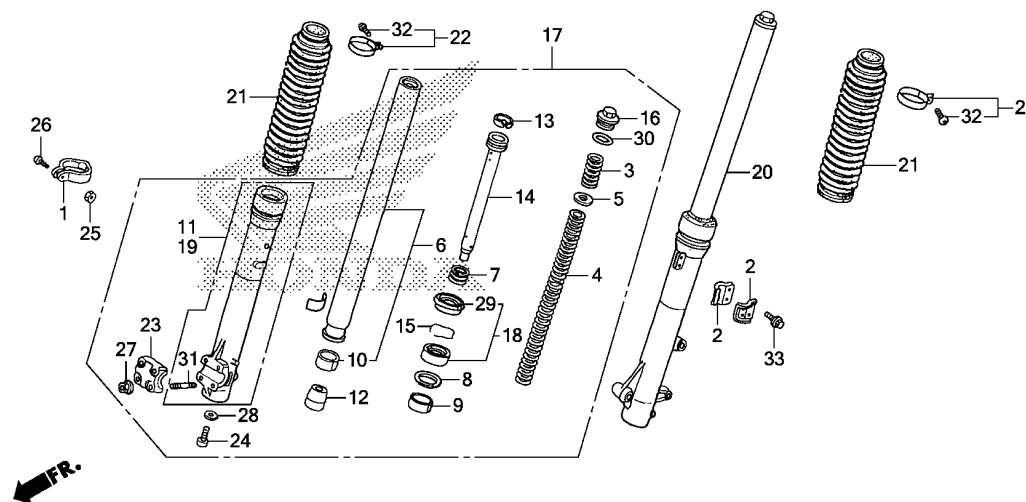
| Nº de Ref. | NOMO   | Artículo de servicio                                      | THLL | Nº de Ref. | Nº de pieza     | Descripción                                    | Cant. Reqd<br>XL200 <sub>E/F/G</sub> | Nº de serie | Nota |
|------------|--------|---|------|------------|-----------------|--|--------------------------------------|-------------|------|
| 4          | (3)    |   |      | 1          | 44832-KR6-000   | Abrazadera, Cable Velocímetro.....             | 1                                    |             |      |
|            | 5111C5 | Resorte, Horquilla Delantera:                             |      | 2          | 45461-KV6-910   | Abrazadera A, Manguera Freno .....             | 2                                    |             |      |
|            |        | Izquierda .....   | 0,2  | 3          | 51401-KBB-901   | Resorte A, Horquilla Delantera (SHOWA).....    | 2                                    |             |      |
|            | 5111C6 | Resorte, Horquilla Delantera:                             |      | 4          | 51402-KBB-901   | Resorte B, Horquilla Delantera (SHOWA).....    | 2                                    |             |      |
|            |        | Derecha .....   | 0,2  | 5          | 51403-ME4-003   | Asiento, Resorte .....                         | 2                                    |             |      |
|            | 5111C7 | Resorte, Horquilla Delantera: Ambas...<br>(7, 12, 13, 14) | 0,4  | 6          | 51410-KBB-901   | Cilindro, Horquilla Delantera (SHOWA).....     | 2                                    |             |      |
| 6          | 5111G2 | Tubo, Horquilla Delantera: Izquierda...                   | 0,8  | 7          | 51411-MG1-003   | Resorte, Rebote Horquilla Delantera.....       | 2                                    |             |      |
|            | 5111G3 | Tubo, Horquilla Delantera: Derecha.....                   | 0,8  | 8          | 51412-461-003   | Anillo, Refuerzo .....                         | 2                                    |             |      |
|            | 5111G4 | Tubo, Horquilla Delantera: Ambas.....                     | 1,3  | 9          | 51414-461-003   | Buje, Guía.....                                | 2                                    |             |      |
| 11         | 5111D2 | Caja, Inferior: Derecha .....                             | 0,8  | 10         | 51415-MA0-771   | Buje, Corredera.....                           | 2                                    |             |      |
| 17         | 5111C3 | Ens. Horquilla, Delantera: Derecha .....                  | 0,4  | 11         | 51420-KBB-903   | Caja, Inferior Derecha.....                    | 1                                    |             |      |
| 18         |        | (9, 10)   |      | 12         | 51432-KAS-901   | Sello, Aceite .....                            | 2                                    |             |      |
|            | 5111E7 | Juego Anillo, Horquilla Delantera:                        |      | 13         | 51437-ME4-003   | Anillo, Pistón .....                           | 2                                    |             |      |
|            |        | Izquierda .....   | 0,8  | 14         | 51440-KBB-981   | Tubo, Asiento.....                             | 2                                    |             |      |
|            | 5111E8 | Juego Anillo, Horquilla Delantera:                        |      | 15         | 51447-KR6-003   | Anillo Limitador, Sello de Aceite.....         | 2                                    |             |      |
|            |        | Derecha .....   | 0,8  | 16         | 51450-KAS-901   | Perno, Horquilla Delantera.....                | 2                                    |             |      |
|            | 5111E9 | Juego Anillo, Horquilla Delantera:                        |      | 17         | 51480-KBB-982   | Ens. Horquilla, Delantera Derecha (SHOWA) ...  | 1                                    |             |      |
|            |        | Ambas .....   | 1,3  | 18         | 51490-KR6-305   | Juego Anillo, Horquilla Delantera .....        | 2                                    |             |      |
| 19         | 5111D1 | Caja, Inferior: Izquierda .....                           | 0,8  | 19         | 51520-KBB-903   | Caja, Inferior Izquierda.....                  | 1                                    |             |      |
|            | 5111D3 | Caja, Inferior: Ambas.....                                | 1,3  | 20         | 51580-KBB-982   | Ens. Horquilla, Delantera Izquierda (SHOWA) .. | 1                                    |             |      |
|            | 5111C2 | Ens. Horquilla, Delantera: Izquierda .....                | 0,4  |            |                 |  |                                      |             |      |
|            | 5111C4 | Ens. Horquilla, Delantera: Ambas .....                    | 0,5  |            |                 |  |                                      |             |      |
|            | 5111J9 | Cofia, Horquilla Delantera: Izquierda.....                | 0,4  | 21         | 51611-KR6-013ZH | Cofia Horquilla Delantera                      |                                      |             |      |
|            | 5111K0 | Cofia, Horquilla Delantera: Derecha.....                  | 0,4  |            |                 | *NH1*..... Negro                               | 2                                    |             |      |
|            | 5111K1 | Cofia, Horquilla Delantera: Ambas.....                    | 0,5  | 22         | 51612-430-010   | Presilla, Cofia Horquilla Delantera.....       | 2                                    |             |      |
|            |        |   |      | 23         | 51634-MA0-003   | SopORTE, Eje.....                              | 1                                    |             |      |



# GRUPO DE BASTIDOR

## C-8

### Horquilla Delantera



KBB7F0800

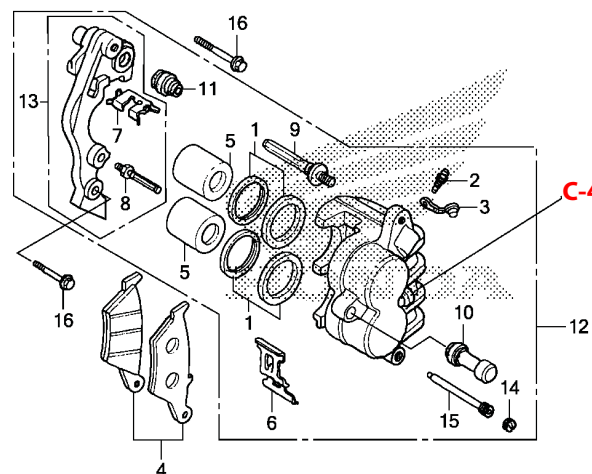
| Nº de Ref. | NOMO | Artículo de servicio | THLL | Nº de Ref. | Nº de pieza    | Descripción                           | Cant. Reqd<br>XL200 <sub>E/F/G</sub> | Nº de série | Nota  |
|------------|------|----------------------|------|------------|----------------|---------------------------------------|--------------------------------------|-------------|-------|
|            |      |                      |      | 24         | 90116-383-721  | Tornillo, Allen, 8x27 .....           | 2                                    | .....       | ..... |
|            |      |                      |      | 25         | 90201-GHR-E20  | Tuerca, Hex., 5mm .....               | 1                                    | .....       | ..... |
|            |      |                      |      | 26         | 90227-GHR-D90  | Tornillo, Phillips, 5x22 .....        | 1                                    | .....       | ..... |
|            |      |                      |      | 27         | 90301-473-003  | Tuerca, U, 6mm (FUSERASHI) .....      | 4                                    | .....       | ..... |
|            |      |                      |      | 28         | 90544-283-000  | Arandela, Especial, 8mm (SHOWA) ..... | 2                                    | .....       | ..... |
|            |      |                      |      | 29         | 91254-KR6-003  | Guardapolvo.....                      | 2                                    | .....       | ..... |
|            |      |                      |      | 30         | 91357-ME4-003  | Anillo Tórico, 27,7x3,5.....          | 2                                    | .....       | ..... |
|            |      |                      |      | 31         | 92900-06025-0E | Espárrago, 6x25.....                  | 4                                    | .....       | ..... |
|            |      |                      |      | 32         | 93500-03025-0A | Tornillo, Phillips, 3x25 .....        | 2                                    | .....       | ..... |
|            |      |                      |      | 33         | 96001-06012-07 | Perno, Reborde, 6x12 .....            | 2                                    | .....       | ..... |



# GRUPO DE BASTIDOR

## C-9

### Caliper del Freno Delantero



KBB7F0900

3

| Nº de Ref. | NOMO   | Artículo de servicio                            | THLL | Nº de Ref. | Nº de pieza   | Descripción                                  | Cant. Req'd<br>XL200E/F/G | Nº de serie | Nota  |
|------------|--------|---|------|------------|---------------|--|---------------------------|-------------|-------|
| 4          | 711115 | Juego Zapata (Pastilla), Freno: Delantero ..... | 0,1  | 1          | 06431-MA3-405 | Juego Anillo, Pistón .....                   | 2                         | .....       | ..... |
| 5          | 7111D1 | Pistón, Caliper del Freno Delantero .....       | 0,5  | 2          | 43352-568-003 | Tornillo, Purgador (NISSIN).....             | 1                         | .....       | ..... |
|            |        | • Incluye: Sangría de los frenos                |      | 3          | 43353-461-771 | Tapa, Tornillo Purgador.....                 | 1                         | .....       | ..... |
|            |        | • Nota: Mismo tiempo para dos unidades          |      | 4          | 45105-KBB-415 | Juego Zapata, Freno Delantero .....          | 1                         | .....       | ..... |
| 12         | 711130 | Caliper, Freno Delantero .....                  | 0,4  | 5          | 45107-ML0-016 | Pistón .....                                 | 2                         | .....       | ..... |
| 13         | 7111G0 | Soporte, Caliper Delantero .....                | 0,2  | 6          | 45108-KW8-901 | Resorte, Pastilla.....                       | 1                         | .....       | ..... |
|            |        |   |      | 7          | 45112-KS6-701 | Retén .....                                  | 1                         | .....       | ..... |
|            |        |   |      | 8          | 45131-166-016 | Perno, Espiga.....                           | 1                         | .....       | ..... |
|            |        |   |      | 9          | 45131-HA5-672 | Perno A, Espiga.....                         | 1                         | .....       | ..... |
|            |        |   |      | 10         | 45132-166-016 | Cofia, Buje (NISSIN) .....                   | 1                         | .....       | ..... |
|            |        |   |      | 11         | 45133-MA3-006 | Tapa B .....                                 | 1                         | .....       | ..... |
|            |        |   |      | 12         | 45150-KBB-305 | Ens. Caliper Freno, Delantero Izquierdo..... | 1                         | .....       | ..... |
|            |        |   |      | 13         | 45190-KPE-901 | Soporte Caliper Delantero Izquierdo.....     | 1                         | .....       | ..... |
|            |        |   |      | 14         | 45203-MG3-016 | Tapón, Perno .....                           | 1                         | .....       | ..... |
|            |        |   |      | 15         | 45215-ML7-922 | Pasador, Suspensor.....                      | 1                         | .....       | ..... |
|            |        |   |      | 16         | 90131-MS6-900 | Perno, Reborde, 8x40 .....                   | 2                         | .....       | ..... |

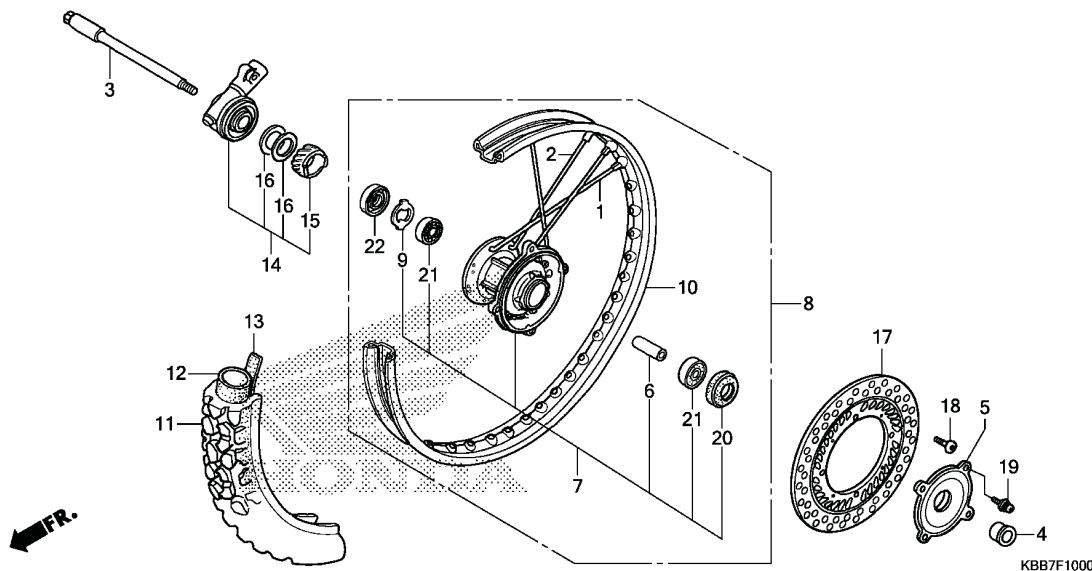




# GRUPO DE BASTIDOR

## C-10

### Rueda Delantera



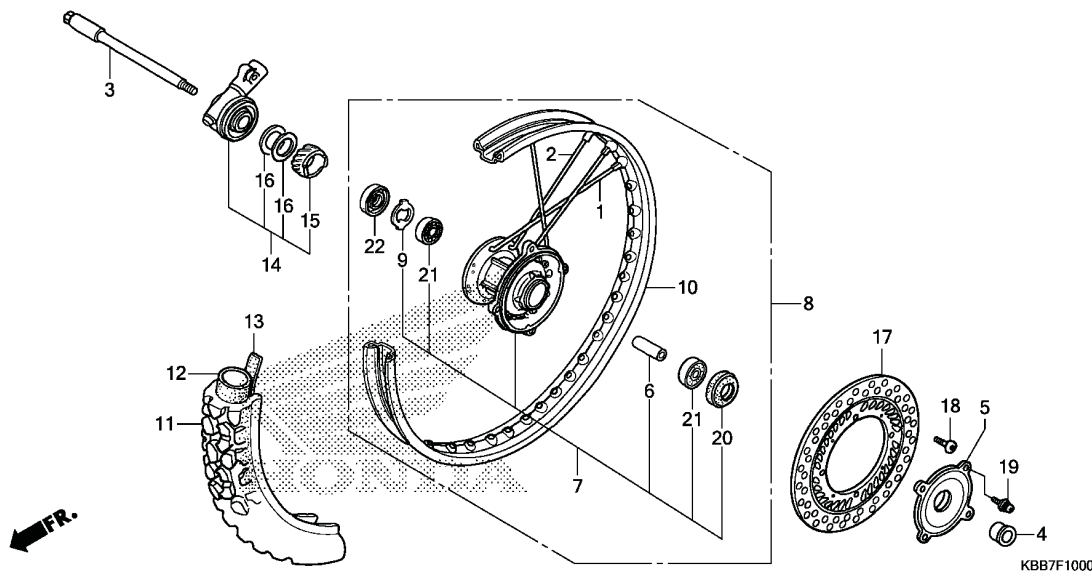
| Nº de Ref. | NOMO    | Artículo de servicio                    | THLL | Nº de Ref. | Nº de pieza   | Descripción                                    | Cant. Req'd<br>XL200 <sub>E/F/G</sub> | Nº de serie | Nota |
|------------|---------|---|------|------------|---------------|--|---------------------------------------|-------------|------|
| 3          |         | (20)                                    |      | 1          | 06440-KHA-940 | Rayo A, Delantero (Interior) .....             | 18                                    |             |      |
|            | 710151  | Eje, Rueda Delantera.....               | 0,3  | 2          | 06441-KHA-940 | Rayo B, Delantero (Exterior) .....             | 18                                    |             |      |
| 7          |         | (1, 2)                                  |      | 3          | 44301-KW8-900 | Eje, Rueda Delantera .....                     | 1                                     |             |      |
|            | 710103  | Maza, Rueda Delantera .....             | 2,4  | 4          | 44311-MG3-000 | Collarín, Rueda Delantera .....                | 1                                     |             |      |
| 8          | 7101D4  | Rueda Delantera.....                    | 1,0  | 5          | 44610-KL3-770 | Tapa Maza Delantera.....                       | 1                                     |             |      |
| 10         | 710109  | Llanta, Rueda: Delantero .....          | 2,3  |            |               |  |                                       |             |      |
| 11         |         | (13)                                    |      | 6          | 44620-MG3-000 | Collarín, Espaciador Rueda Delantera .....     | 1                                     |             |      |
|            | 710139  | Neumático Delantero (Uno).....          | 0,9  | 7          | 44635-KBZ-950 | Maza, Rueda Delantera.....                     | 1                                     |             |      |
| 12         |         | (13)                                    |      | 8          | 44650-KBZ-950 | Ens. Rueda Delantera .....                     | 1                                     |             |      |
|            | 710140  | Tube, Neumático Delantero (Uno) .....   | 0,9  | 9          | 44680-MA0-000 | Retén, Caja Engranaje .....                    | 1                                     |             |      |
| 14         | 710145  | Ens. Caja Engranaje, Velocímetro.....   | 0,3  | 10         | 44701-KBZ-950 | Llanta, Rueda Delantera.....                   | 1                                     |             |      |
| 17         | 711120  | Disco, Freno Delantero .....            | 0,4  |            |               |  |                                       |             |      |
| 21         | 710115  | Cojinete, Rueda Delantera (Uno).....    | 0,4  | 11         | 44711-KW8-902 | Neumático, Delantero (Pirelli) (2,75-21) ..... | 1                                     |             |      |
|            | 710115G | • Reemplazo de 1 cojinete, agregar .... | 0,1  | 12         | 44712-KW8-901 | Tube, Neumático (Pirelli) .....                | 1                                     |             |      |
|            |         |   |      | 13         | 44713-KW8-901 | Protector, Neumático (Pirelli) (1,40-21).....  | 1                                     |             |      |
|            |         |   |      | 14         | 44800-KE1-762 | Ens. Caja, Engranaje Velocímetro .....         | 1                                     |             |      |
|            |         |   |      | 15         | 44806-KE1-761 | Engranaje, Velocímetro .....                   | 1                                     |             |      |
|            |         |   |      | 16         | 44809-402-000 | Arandela, Engranaje Velocímetro .....          | 2                                     |             |      |
|            |         |   |      | 17         | 45351-KBB-900 | Disco, Freno Delantero .....                   | 1                                     |             |      |
|            |         |   |      | 18         | 90105-KN5-000 | Perno, Disco, 6x17 .....                       | 4                                     |             |      |
|            |         |   |      |            | 90105-KV3-851 | Perno, Disco, 6x17 (DAIDO).....                | 4                                     |             |      |
|            |         |   |      |            | 90106-MBB-000 | Perno, Disco, 6x17 .....                       | 4                                     |             |      |
|            |         |   |      |            | 90106-MT3-003 | Perno, Disco, 6x17 (SAGA) .....                | 4                                     |             |      |
|            |         |   |      | 19         | 90204-KA3-730 | Tornillo Arandela, 4x8 .....                   | 4                                     |             |      |
|            |         |   |      | 20         | 90755-229-003 | Retén de Aceite, 21x37x7 (ARAI).....           | 1                                     |             |      |
|            |         |   |      |            | 90755-229-005 | Retén de Aceite, 21x37x7 (NOK).....            | 1                                     |             |      |
|            |         |   |      |            | 90755-KGA-K00 | Retén de Aceite, 21x37x7 (SABO) .....          | 1                                     |             |      |



# GRUPO DE BASTIDOR

## C-10

### Rueda Delantera



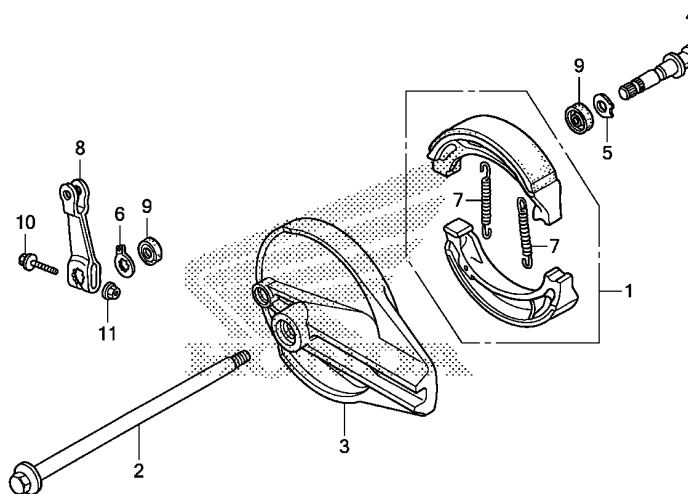
| Nº de Ref. | NOMO | Artículo de servicio | THLL | Nº de Ref. | Nº de pieza    | Descripción                                   | Cant. Reqd<br>XL200E/F/G | Nº de série | Nota  |
|------------|------|----------------------|------|------------|----------------|---|--------------------------|-------------|-------|
|            |      |                      |      | 21         | 91014-KPS-731  | Cojinete, Radial de Bolas, 6202U (NACHI)..... | 2                        | .....       | ..... |
|            |      |                      |      |            | 91014-KPS-732  | Cojinete, Radial de Bolas, 6202U (NSK).....   | 2                        | .....       | ..... |
|            |      |                      |      |            | 96140-62020-10 | Cojinete, Radial de Bolas, 6202U.....         | 2                        | .....       | ..... |
|            |      |                      |      | 22         | 91258-410-006  | Guardapolvo, 40x50x5 (NOK).....               | 1                        | .....       | ..... |



# GRUPO DE BASTIDOR

## C-11

### Panel del Freno Trasero



KBB7F1100

| Nº de Ref. | NOMO   | Artículo de servicio                         | THLL | Nº de Ref. | Nº de pieza   | Descripción  | Cant. Reqd<br>XL200 <sub>E/F/G</sub> | Nº de serie | Nota |
|------------|--------|--|------|------------|---------------|--|--------------------------------------|-------------|------|
| 1          | 711140 | Juego Zapata (Pastilla), Freno: Trasera..... | 0,5  | 1          | 06430-KFC-900 | Juego Zapata, Freno.....                             | 1                                    |             |      |
| 2          | 710160 | Eje, Rueda Trasera.....                      | 0,3  | 2          | 42301-KBB-900 | Eje, Rueda Trasera.....                              | 1                                    |             |      |
| 3          |        | (4)  |      | 3          | 43100-KFC-900 | Panel, Freno Trasero.....                            | 1                                    |             |      |
|            | 7111A9 | Panel, Freno Trasero.....                    | 0,5  | 4          | 43141-KB7-003 | Excéntrica, Freno Trasero.....                       | 1                                    |             |      |
| 8          | 7111C4 | Brazo, Freno: Trasera.....                   | 0,2  | 5          | 43142-MN1-670 | Asiento, Excéntrica Freno Trasero.....               | 1                                    |             |      |
|            |        |  |      | 6          | 43145-KB7-000 | Indicador, Freno Trasero.....                        | 1                                    |             |      |
|            |        |  |      | 7          | 43151-110-000 | Resorte, Zapata de Freno (NK).....                   | 2                                    |             |      |
|            |        |  |      | 8          | 43410-KL4-000 | Brazo, Freno Trasero.....                            | 1                                    |             |      |
|            |        |  |      | 9          | 45134-KB7-005 | Guardapolvo, Excéntrica del Freno Trasero (NOK)..... | 2                                    |             |      |
|            |        |  |      | 10         | 90032-GHR-740 | Perno, Reborde, 6x35.....                            | 1                                    |             |      |
|            |        |  |      | 11         | 90301-473-003 | Tuerca, U, 6mm (FUSERASHI).....                      | 1                                    |             |      |

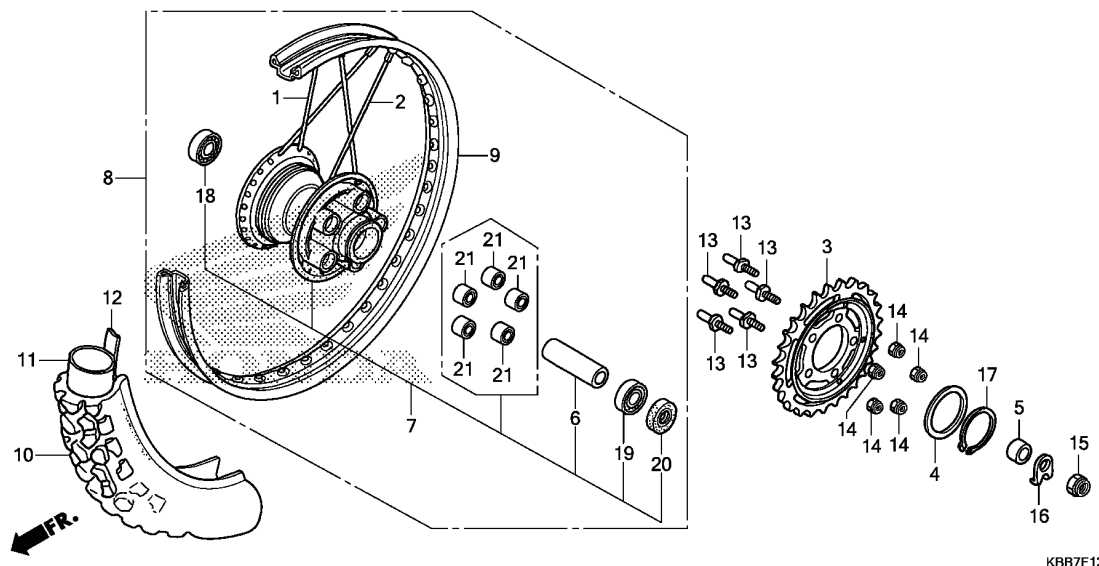
3



# GRUPO DE BASTIDOR

## C-12

### Rueda Trasera



KBB7F1200

3

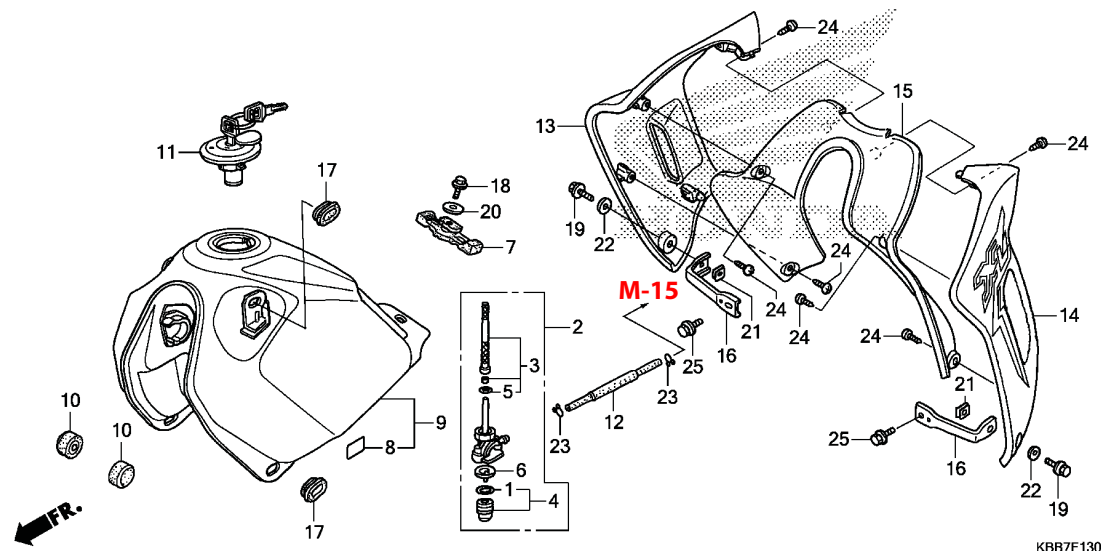
| Nº de Ref. | NOMO    | Artículo de servicio                    | THLL | Nº de Ref. | Nº de pieza    | Descripción                                    | Cant. Req'd<br>XL200 <sub>E/F/G</sub> | Nº de serie | Nota  |
|------------|---------|---|------|------------|----------------|--|---------------------------------------|-------------|-------|
| 3          | 7101A0  | Corona, Transmisión .....               | 0,5  | 1          | 06420-KHA-940  | Rayo A, Trasero (Interior) .....               | 18                                    | .....       | ..... |
| 7          |         | (1, 2)                                  |      | 2          | 06421-KHA-940  | Rayo B, Trasero (Exterior) .....               | 18                                    | .....       | ..... |
|            | 710121  | Maza, Rueda Trasera .....               | 2,5  | 3          | 41200-KBB-950  | Corona, Transmisión (42D) .....                | 1                                     | .....       | ..... |
| 8          | 710118  | Rueda Trasera .....                     | 1,1  | 4          | 41203-KBB-900  | Espaciador, Piñón .....                        | 1                                     | .....       | ..... |
| 9          | 710127  | Llanta, Rueda: Trasera .....            | 2,4  | 5          | 42311-KBB-900  | Collarín, Lateral Rueda Trasera .....          | 1                                     | .....       | ..... |
| 10         |         | (12)                                    |      |            |                |  |                                       |             |       |
|            | 710142  | Neumático Trasero (Uno) .....           | 1,0  | 6          | 42620-KY7-000  | Collarín, Distanciador Rueda Trasera .....     | 1                                     | .....       | ..... |
|            |         | (12)                                    |      | 7          | 42635-KBB-950  | Ens. Secundario de Cubo Tras .....             | 1                                     | .....       | ..... |
| 11         | 7101A7  | Tube, Neumático Trasero (Uno) .....     | 1,0  | 8          | 42650-KBZ-950  | Rueda, Trasera .....                           | 1                                     | .....       | ..... |
|            |         | (19)                                    |      | 9          | 42701-KFC-900  | Llanta, Rueda Trasera .....                    | 1                                     | .....       | ..... |
| 18         | 710133  | Cojinete, Rueda Trasera (Uno) .....     | 0,5  | 10         | 42711-KW8-903  | Neumático, Trasero (Pirelli) (4,10-18) .....   | 1                                     | .....       | ..... |
|            | 710133G | • Reemplazo de 1 cojinete, agregar .... | 0,1  |            |                |  |                                       |             |       |
|            |         |   |      | 11         | 42712-KW8-901  | Tube, Neumático (Pirelli) .....                | 1                                     | .....       | ..... |
|            |         |   |      | 12         | 42713-KW8-901  | Protector, Neumático (Pirelli) (1,85-18) ..... | 1                                     | .....       | ..... |
|            |         |   |      | 13         | 90128-KBB-900  | Perno, Fijación Piñón .....                    | 5                                     | .....       | ..... |
|            |         |   |      | 14         | 90304-GE8-003  | Tuerca, U, 10mm (FUSERASHI) .....              | 5                                     | .....       | ..... |
|            |         |   |      | 15         | 90305-MA0-003  | Tuerca, Eje, 16mm .....                        | 1                                     | .....       | ..... |
|            |         |   |      | 16         | 90559-KY7-000  | Arandela, Eje Trasero .....                    | 1                                     | .....       | ..... |
|            |         |   |      | 17         | 90664-KA2-000  | Grapa Circular, Exterior, 63mm .....           | 1                                     | .....       | ..... |
|            |         |   |      | 18         | 91013-KPS-731  | Cojinete, Radial de Bolas, 6203U (NACHI) ..... | 1                                     | .....       | ..... |
|            |         |   |      |            | 91013-KPS-732  | Cojinete, Radial de Bolas, 6203U (NSK) .....   | 1                                     | .....       | ..... |
|            |         |   |      |            | 96140-62030-10 | Cojinete, Radial de Bolas, 6203U .....         | 1                                     | .....       | ..... |
|            |         |   |      |            | 96140-63030-10 | Cojinete, Radial de Bolas, 6303U .....         | 1                                     | .....       | ..... |
|            |         |   |      | 19         | 91051-KPS-731  | Cojinete, Radial de Bolas, 6303U (NACHI) ..... | 1                                     | .....       | ..... |
|            |         |   |      |            | 91051-KPS-732  | Cojinete, Radial de Bolas, 6303U (NSK) .....   | 1                                     | .....       | ..... |
|            |         |   |      | 20         | 91253-443-761  | Guardapolvo, 30x47x8 (ARAI) .....              | 1                                     | .....       | ..... |
|            |         |   |      | 21         | 41241-307-010  | Buje, Amortiguador Rueda Trasera .....         | 5                                     | .....       | ..... |



# GRUPO DE BASTIDOR

## C-13

### Tanque de Combustible



KBB7F1300

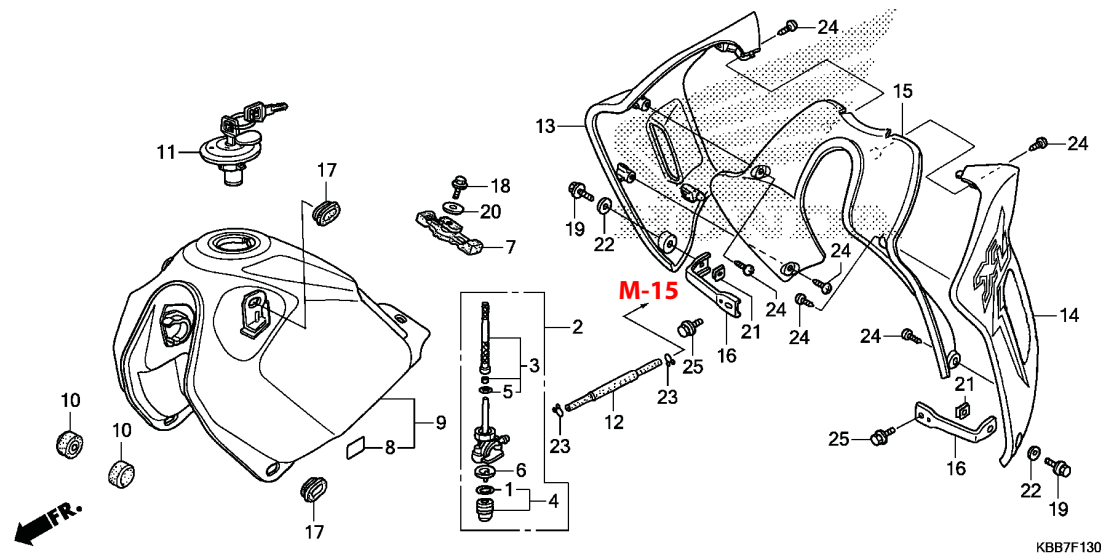
| Nº de Ref. | NOMO   | Artículo de servicio               | THLL | Nº de Ref. | Nº de pieza     | Descripción                                       | Cant. Req'd<br>XL200 <sub>E/F/G</sub> | Nº de serie | Nota  |
|------------|--------|------------------------------------|------|------------|-----------------|---|---------------------------------------|-------------|-------|
| 2          | 310110 | Ens. Grifo, Combustible .....      | 0,3  | 1          | 16173-001-004   | Empaquetadura, Taza de Filtro de Combustible..... | 1                                     | .....       | ..... |
| 3          | (5)    | Tamiz, Filtro Combustible.....     | 0,3  | 2          | 16950-KBB-900   | Ens. Grifo, Combustible .....                     | 1                                     | .....       | ..... |
| 6          | 310115 | (1, 4)                             |      | 3          | 16952-KBB-900   | Tamiz, Filtro Combustible.....                    | 1                                     | .....       | ..... |
| 9          | 3101A6 | Taza, Filtro Combustible.....      | 0,1  | 4          | 16953-GG2-731   | Juego Taza, Filtro Combustible .....              | 1                                     | .....       | ..... |
| 13         | 310100 | Tanque de Combustible.....         | 0,4  | 5          | 16958-MA1-731   | Anillo Tórico.....                                | 1                                     | .....       | ..... |
| 14         | 1151A0 | Carenado, Radiador: Derecha.....   | 0,1  | 6          | 16959-471-831   | Filtro, Taza .....                                | 1                                     | .....       | ..... |
| 14         | 115126 | Carenado, Radiador: Izquierda..... | 0,1  | 7          | 17503-KG0-000   | Goma, Tanque de Combustible.....                  | 1                                     | .....       | ..... |
| 15         | 1151A5 | Carenado, Radiador: Ambas.....     | 0,2  | 8          | 17528-MR4-900   | Fita Adesiva, Protector Tanque.....               | 1                                     | .....       | ..... |
| 15         | 115125 | Carenado, Radiador.....            | 0,2  | 9          | 17550-KHA-940ZB | Juego Tanque, Combustible                         |                                       |             |       |
|            |        |                                    |      |            | *NH1*           | .....Negro  | 1                                     | .....       | ..... |
|            |        |                                    |      |            | 17550-KHA-940ZC | *R-206* .....                                     | 1                                     | .....       | ..... |
|            |        |                                    |      |            | 17611-397-000   | Cojín, Tanque Combustible Delantero .....         | 2                                     | .....       | ..... |
|            |        |                                    |      | 11         | 17620-KPE-731   | Tapa, Tanque Combustible .....                    | 1                                     | .....       | ..... |
|            |        |                                    |      | 12         | 17681-KBB-900   | Tubo, Combustible.....                            | 1                                     | .....       | ..... |
|            |        |                                    |      | 13         | 19100-KBB-D40ZA | Juego Carenado, Derecho (WL)                      |                                       |             |       |
|            |        |                                    |      |            | *Tipo 3*        | .....   | 1                                     | .....       | ..... |
|            |        |                                    |      |            | 19100-KBB-D40ZB | *Tipo 2*  | 1                                     | .....       | ..... |
|            |        |                                    |      |            | 19100-KBB-D40ZC | *Tipo 1*  | 1                                     | .....       | ..... |
|            |        |                                    |      | 14         | 19200-KBB-D40ZB | Juego Carenado, Izquierdo (WL)                    |                                       |             |       |
|            |        |                                    |      |            | *Tipo 2*        | .....   | 1                                     | .....       | ..... |
|            |        |                                    |      |            | 19200-KBB-D40ZC | *Tipo 1*  | 1                                     | .....       | ..... |
|            |        |                                    |      |            | 19200-KBB-D40ZA | *Tipo 3*  | 1                                     | .....       | ..... |
|            |        |                                    |      | 15         | 64203-KBB-900ZB | Guía, Aire  |                                       |             |       |
|            |        |                                    |      |            | *NH1*           | .....Negro  | 1                                     | .....       | ..... |
|            |        |                                    |      |            | 64203-KBB-900ZH | *R-206* .....                                     | 1                                     | .....       | ..... |
|            |        |                                    |      |            | 64203-KBB-900ZJ | *PB362R* .....                                    | 1                                     | .....       | ..... |



# GRUPO DE BASTIDOR

## C-13

### Tanque de Combustible



KBB7F1300

3

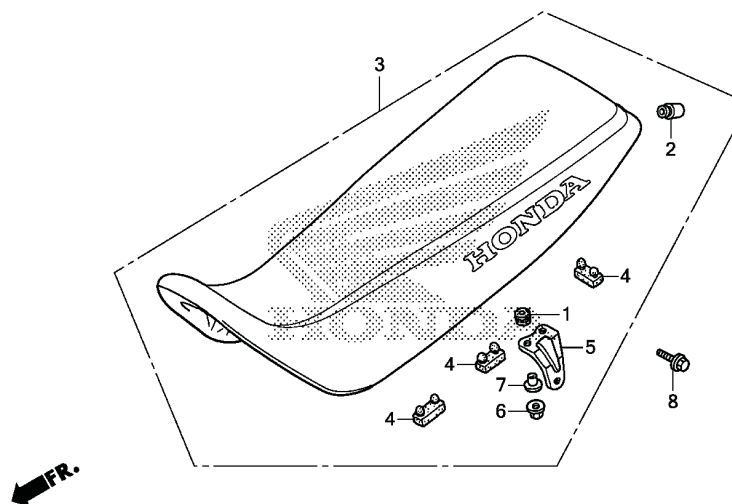
| Nº de Ref. | NOMO | Artículo de servicio | THLL | Nº de Ref. | Nº de pieza    | Descripción                         | Cant. Reqd<br>XL200E/F/G | Nº de série | Nota |
|------------|------|----------------------|------|------------|----------------|-------------------------------------|--------------------------|-------------|------|
|            |      |                      |      | 16         | 64231-KBB-900  | Soporte, Carenado Inferior.....     | 2                        |             |      |
|            |      |                      |      | 17         | 83551-300-000  | Anillo, Carcasa Filtro de Aire..... | 4                        |             |      |
|            |      |                      |      | 18         | 90032-GHR-640  | Perno, Reborde, 6x12.....           | 1                        |             |      |
|            |      |                      |      | 19         | 90032-GHR-660  | Perno, Reborde, 6x16.....           | 2                        |             |      |
|            |      |                      |      | 20         | 90136-428-870  | Arandela, Fijación Tanque.....      | 1                        |             |      |
|            |      |                      |      | 21         | 90344-692-003  | Tuerca, Traba, 6mm.....             | 2                        |             |      |
|            |      |                      |      | 22         | 90485-286-000  | Arandela, 6mm.....                  | 2                        |             |      |
|            |      |                      |      | 23         | 90651-KPS-900  | Presilla, Tubo (B10).....           | 2                        |             |      |
|            |      |                      |      | 24         | 93903-24210    | Tornillo, Aterrajaz, 4x10.....      | 6                        |             |      |
|            |      |                      |      | 25         | 95701-06010-07 | Perno, Reborde, 6x10.....           | 2                        |             |      |



# GRUPO DE BASTIDOR

## C-14

### Asiento



KBB7F1400

| Nº de Ref. | NOMO   | Artículo de servicio | THLL | Nº de Ref. | Nº de pieza     | Descripción                            | Cant. Reqd<br>XL200E/F/G | Nº de serie | Nota  |
|------------|--------|----------------------|------|------------|-----------------|--|--------------------------|-------------|-------|
| 3          | 4131E4 | Asiento: Doble.....  | 0,1  | 1          | 37242-435-700   | Goma, Fijación Velocímetro.....        | 4                        | .....       | ..... |
|            |        |                      |      | 2          | 61103-KBB-900   | Goma A, Fijación Guardafango Tras..... | 2                        | .....       | ..... |
|            |        |                      |      | 3          | 77200-KBB-980ZA | Asiento, Doble<br>*NH1L*.....Negro     | 1                        | .....       | ..... |
|            |        |                      |      | 4          | 77205-286-000   | Goma B, Fijación Asiento.....          | 5                        | .....       | ..... |
|            |        |                      |      | 5          | 77220-KW8-900   | SopORTE, Asiento.....                  | 2                        | .....       | ..... |
|            |        |                      |      | 6          | 90208-GHR-630   | Tuerca, Reborde, 6mm.....              | 4                        | .....       | ..... |
|            |        |                      |      | 7          | 90502-KGA-E00   | Collarín, 19x6,2x13,5.....             | 4                        | .....       | ..... |
|            |        |                      |      | 8          | 95701-08014-00  | Perno, Reborde, 8x14.....              | 2                        | .....       | ..... |

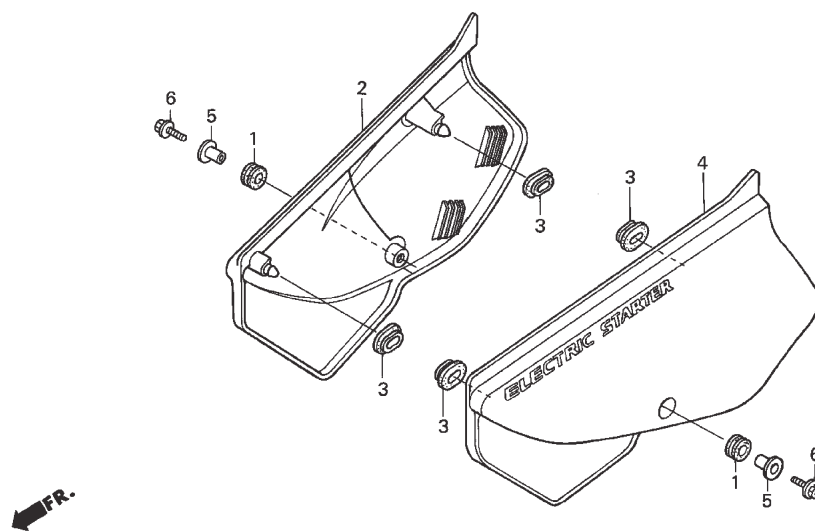
3



# GRUPO DE BASTIDOR

## C-15

### Cubierta Lateral



KBBB-F1500

3

| Nº de Ref. | NOMO   | Artículo de servicio               | THLL | Nº de Ref. | Nº de pieza     | Descripción  | Cant. Reqd<br>XL200 <sub>E/F/G</sub> | Nº de série | Nota  |
|------------|--------|------------------------------------|------|------------|-----------------|--|--------------------------------------|-------------|-------|
| 2          | 4111H9 | Cubierta, Lateral: Derecha .....   | 0,1  | 1          | 77219-MJ6-000   | Arandela Caucho, Carenado Asiento .....            | 2                                    | .....       | ..... |
| 4          | 4111H8 | Cubierta, Lateral: Izquierda ..... | 0,1  | 2          | 83500-KBB-D40ZA | Cubierta, Lateral Derecha (WL)<br>*Tipo 2* .....   | 1                                    | .....       | ..... |
|            | 4111J0 | Cubierta, Lateral: Ambas .....     | 0,1  |            | 83500-KBB-D40ZB | *Tipo 1* .....                                     | 1                                    | .....       | ..... |
|            |        |                                    |      | 3          | 83551-300-000   | Anillo, Carcasa Filtro de Aire.....                | 4                                    | .....       | ..... |
|            |        |                                    |      | 4          | 83600-KBB-D40ZA | Cubierta, Lateral Izquierda (WL)<br>*Tipo 2* ..... | 1                                    | .....       | ..... |
|            |        |                                    |      |            | 83600-KBB-D40ZB | *Tipo 1* .....                                     | 1                                    | .....       | ..... |
|            |        |                                    |      | 5          | 83601-KBZ-950   | Collarín, Fijación Cubierta .....                  | 2                                    | .....       | ..... |
|            |        |                                    |      | 6          | 90101-KBB-950   | Perno, Especial, 6x20.....                         | 2                                    | .....       | ..... |

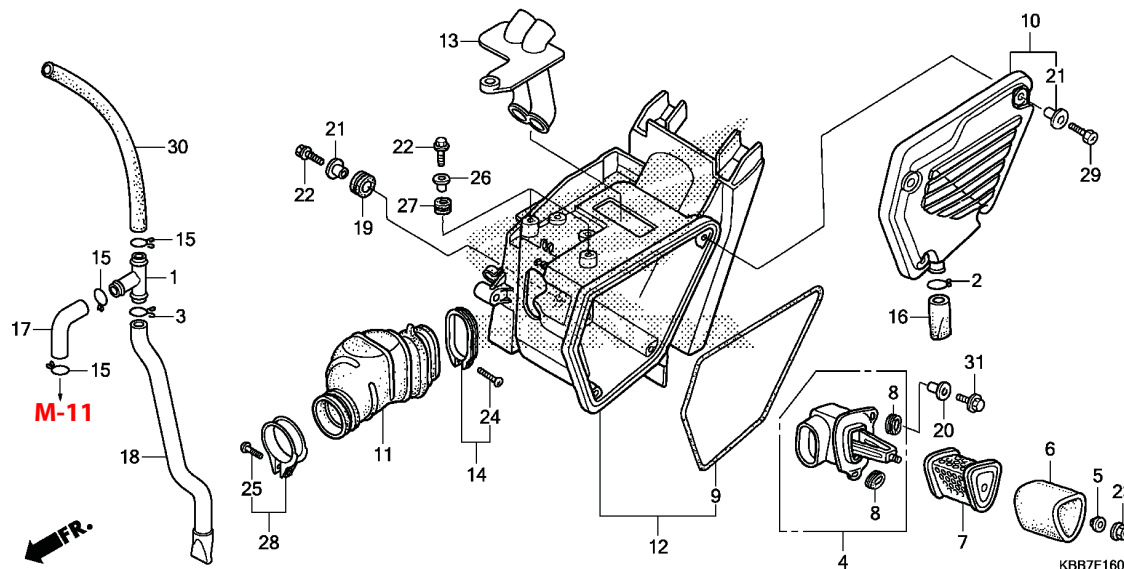




# GRUPO DE BASTIDOR

## C-16

### Filtro de Aire



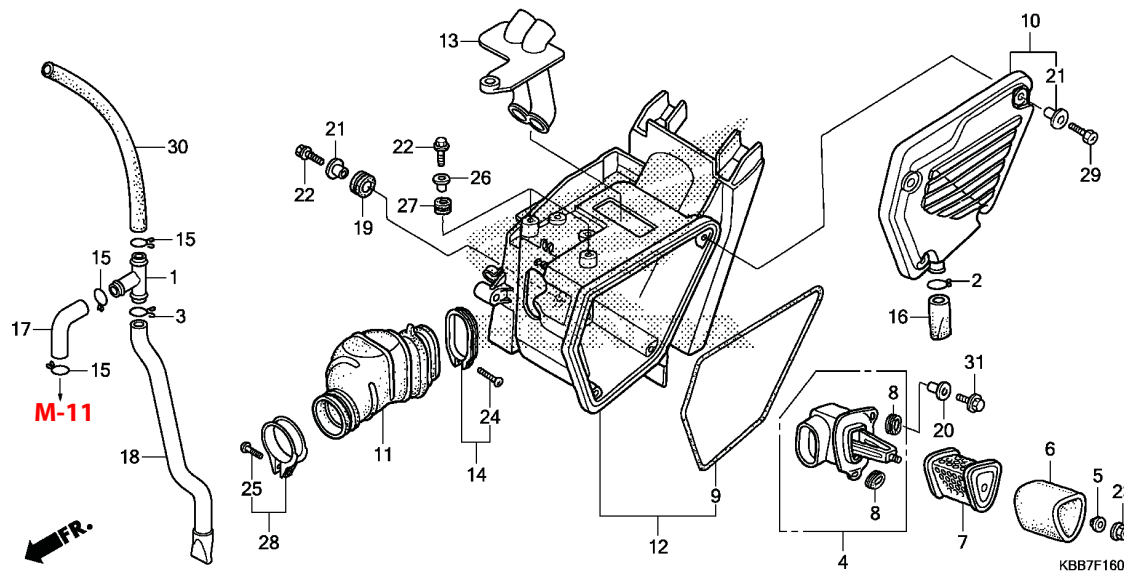
| Nº de Ref. | NOMO   | Artículo de servicio                    | THLL | Nº de Ref. | Nº de pieza   | Descripción                                   | Cant. Reqd<br>XL200 <sub>E/F/G</sub> | Nº de série | Nota |
|------------|--------|---|------|------------|---------------|---|--------------------------------------|-------------|------|
| 6          | 312105 | Elemento, Filtro de Aire .....          | 0,2  | 1          | 15772-376-000 | Junción, Tres Vías de Respirador.....         | 1                                    |             |      |
| 7          | 3121D5 | Cuerpo, Elemento Filtro de Aire .....   | 0,1  | 2          | 15772-KPS-900 | Presilla, Tubo Respiradero.....               | 1                                    |             |      |
| 11         | 3121B6 | Tubo, Conexión Filtro de Aire.....      | 0,4  | 3          | 15772-MN1-670 | Presilla B, Tubo Respiradero .....            | 1                                    |             |      |
| 12         | 3121A5 | Carcasa, Filtro de Aire .....           | 0,7  | 4          | 17212-KBB-950 | Soporte, Fijación Elemento .....              | 1                                    |             |      |
| 13         | 3121D3 | Conducto, Admisión Filtro de Aire ..... | 0,2  | 5          | 17212-PA0-000 | Arandela, Filtro de Aire .....                | 1                                    |             |      |
|            |        |   |      | 6          | 17213-KB7-000 | Elemento A, Filtro de Aire.....               | 1                                    |             |      |
|            |        |   |      | 7          | 17214-KV2-920 | Soporte, Elemento.....                        | 1                                    |             |      |
|            |        |   |      | 8          | 17216-KBB-950 | Goma, Elemento .....                          | 2                                    |             |      |
|            |        |   |      | 9          | 17219-KB7-000 | Sello, Cubierta Filtro de Aire .....          | 1                                    |             |      |
|            |        |   |      | 10         | 17220-KB7-000 | Tapa Caja Filtro Aire.....                    | 1                                    |             |      |
|            |        |   |      | 11         | 17222-KBB-900 | Tubo, Conexión Filtro de Aire .....           | 1                                    |             |      |
|            |        |   |      | 12         | 17225-KBB-980 | Ens. Carcasa Secundaria, Filtro de Aire ..... | 1                                    |             |      |
|            |        |   |      | 13         | 17240-KBB-950 | Conducto, Admisión Filtro de Aire.....        | 1                                    |             |      |
|            |        |   |      | 14         | 17256-KBB-900 | Presilla, Tubo Conexión Filtro de Aire .....  | 1                                    |             |      |
|            |        |   |      | 15         | 17316-MN1-670 | Presilla A, Tubo Respiradero .....            | 3                                    |             |      |
|            |        |   |      | 16         | 17358-170-000 | Tubo, Drenaje.....                            | 1                                    |             |      |
|            |        |   |      | 17         | 17371-KBB-900 | Tubo A, Respiradero .....                     | 1                                    |             |      |
|            |        |   |      | 18         | 17372-KBB-900 | Tubo B, Respiradero.....                      | 1                                    |             |      |
|            |        |   |      | 19         | 80105-061-000 | Amortiguador A, Guardafango Trasero .....     | 1                                    |             |      |
|            |        |   |      | 20         | 83119-MG9-000 | Collarín, Fijación de Traba .....             | 2                                    |             |      |



# GRUPO DE BASTIDOR

## C-16

### Filtro de Aire



3

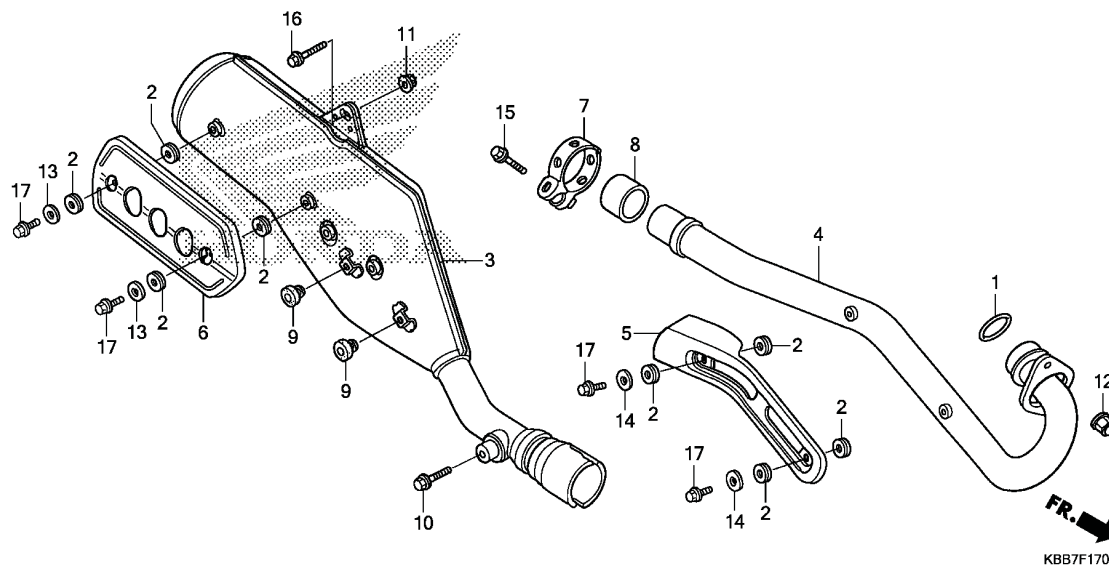
| Nº de Ref. | NOMO | Artículo de servicio | THLL | Nº de Ref. | Nº de pieza    | Descripción                                     | Cant. Reqd<br>XL200E/F/G | Nº de série | Nota |
|------------|------|----------------------|------|------------|----------------|---|--------------------------|-------------|------|
|            |      |                      |      | 21         | 83601-357-000  | Collarín, Fijación Cubierta.....                | 5                        |             |      |
|            |      |                      |      | 22         | 90032-GHR-680  | Perno, Reborde, 6x20 .....                      | 3                        |             |      |
|            |      |                      |      | 23         | 90208-GHR-630  | Tuerca, Reborde, 6mm .....                      | 1                        |             |      |
|            |      |                      |      | 24         | 90227-GHR-E00  | Tornillo, Phillips, 5x25 .....                  | 1                        |             |      |
|            |      |                      |      | 25         | 90227-GHR-E10  | Tornillo, Phillips, 5x28 .....                  | 1                        |             |      |
|            |      |                      |      | 26         | 90501-KBB-900  | Collarín, Carcasa Filtro de Aire .....          | 2                        |             |      |
|            |      |                      |      | 27         | 90505-MC4-000  | Buje A, Carcasa Filtro Aire .....               | 2                        |             |      |
|            |      |                      |      | 28         | 90652-KBB-910  | Presilla, Tubo Conexión Filtro de Aire (52) ... | 1                        |             |      |
|            |      |                      |      | 29         | 92301-06020-0A | Perno, Hueco, 6x20 .....                        | 4                        |             |      |
|            |      |                      |      | 30         | 95005-12300-30 | Tubo, 12x300 (95005-12001-30M) .....            | 1                        |             |      |
|            |      |                      |      | 31         | 95701-06016    | Perno, Reborde, 6x16 .....                      | 2                        |             |      |



# GRUPO DE BASTIDOR

## C-17

### Silenciador



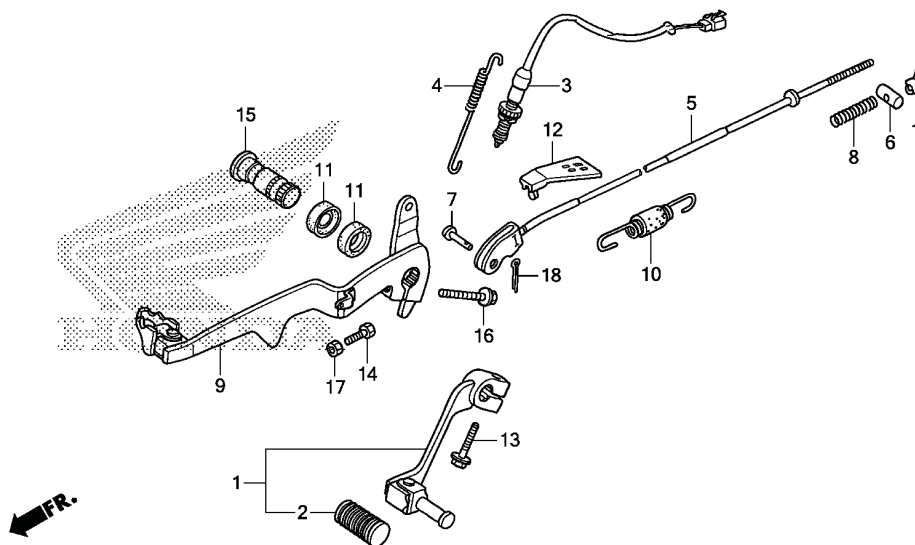
| Nº de Ref. | NOMO   | Artículo de servicio        | THLL | Nº de Ref. | Nº de pieza    | Descripción                      | Cant. Req'd<br>XL200 <sub>E/F/G</sub> | Nº de serie | Nota  |
|------------|--------|-----------------------------|------|------------|----------------|----------------------------------|---------------------------------------|-------------|-------|
| 3          | 313120 | Silenciador.....            | 0,2  | 1          | 18291-KGA-E00  | Empaquetadura, Tubo Escape ..... | 1                                     | .....       | ..... |
| 4          | 313110 | Tubo, Escape.....           | 0,2  | 2          | 18292-KPE-900  | Empaquetadura, Protector.....    | 8                                     | .....       | ..... |
| 5          | 3131A6 | Protector, Tubo Escape..... | 0,1  | 3          | 18310-KBB-951  | Silenciador.....                 | 1                                     | .....       | ..... |
|            |        |                             |      | 4          | 18320-KBB-950  | Tubo, Escape.....                | 1                                     | .....       | ..... |
|            |        |                             |      | 5          | 18321-KY7-000  | Protector, Tubo Escape.....      | 1                                     | .....       | ..... |
|            |        |                             |      | 6          | 18355-KBB-900  | Protector, Silenciador.....      | 1                                     | .....       | ..... |
|            |        |                             |      | 7          | 18374-ML0-000  | Presilla, Tubo Escape lzq. ....  | 1                                     | .....       | ..... |
|            |        |                             |      | 8          | 18392-HA7-710  | Empaquetadura, Escape .....      | 1                                     | .....       | ..... |
|            |        |                             |      | 9          | 83512-KPS-730  | Goma, Cubierta Lateral.....      | 2                                     | .....       | ..... |
|            |        |                             |      | 10         | 90033-GHR-680  | Perno, Reborde, 8x20.....        | 1                                     | .....       | ..... |
|            |        |                             |      | 11         | 90208-GHR-650  | Tuerca, Reborde, 10mm.....       | 1                                     | .....       | ..... |
|            |        |                             |      | 12         | 90304-KBB-900  | Tuerca, Ciega, 7mm .....         | 2                                     | .....       | ..... |
|            |        |                             |      | 13         | 90504-MCG-600  | Arandela, Plana, 6mm .....       | 2                                     | .....       | ..... |
|            |        |                             |      | 14         | 94101-06200    | Arandela, Plana, 6mm .....       | 2                                     | .....       | ..... |
|            |        |                             |      | 15         | 95701-08032-02 | Perno, Reborde, 8x32.....        | 1                                     | .....       | ..... |
|            |        |                             |      | 16         | 95701-10016-00 | Perno, Reborde, 10x16.....       | 1                                     | .....       | ..... |
|            |        |                             |      | 17         | 96001-06012-02 | Perno, Reborde, 6x12.....        | 4                                     | .....       | ..... |



# GRUPO DE BASTIDOR

## C-18

### Pedal



KBB7F1800

3

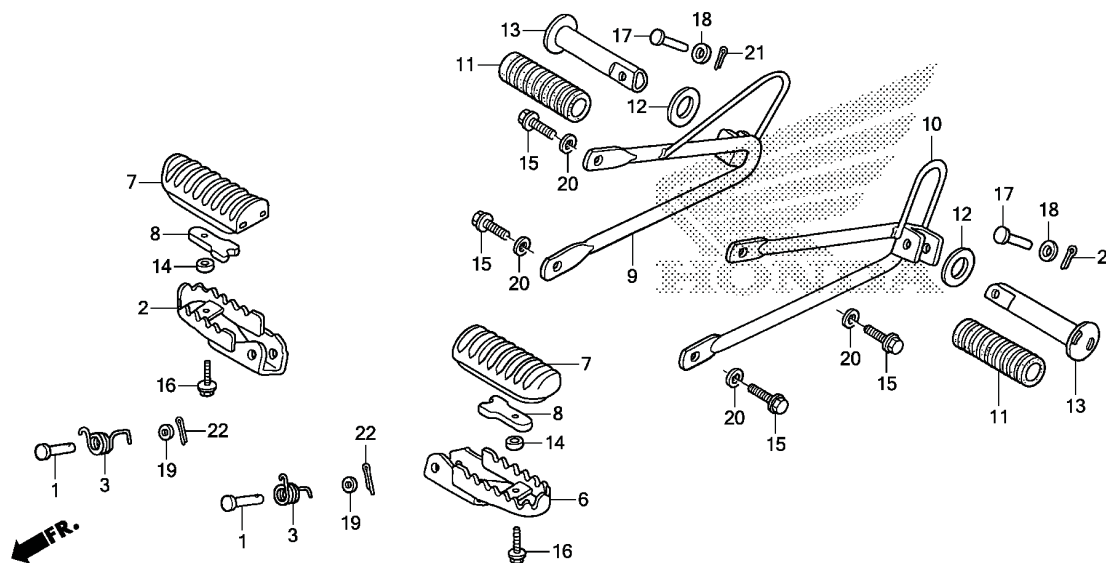
| Nº de Ref. | NOMO   | Artículo de servicio                           | THLL | Nº de Ref. | Nº de pieza   | Descripción                          | Cant. Req'd<br>XL200E/F/G | Nº de serie | Nota |
|------------|--------|--|------|------------|---------------|--------------------------------------|---------------------------|-------------|------|
| 1          | 4101A1 | Pedal, Cambio.....                             | 0,1  | 1          | 24700-KBB-900 | Ens. Pedal, Cambio.....              | 1                         |             |      |
| 3          | 6151B5 | Interruptor, Freno Trasero: Pedal Lateral..... | 0,3  | 2          | 24781-KE1-000 | Goma, Pedal Cambio.....              | 1                         |             |      |
|            |        |  |      | 3          | 35350-KBB-900 | Ens. Interruptor, Freno Trasero..... | 1                         |             |      |
| 5          | 811135 | Varilla, Freno Trasero.....                    | 0,3  | 4          | 35357-KBB-950 | Resorte, Interruptor Freno.....      | 1                         |             |      |
| 9          | 810160 | Pedal, Freno Trasero.....                      | 0,5  | 5          | 43451-KBB-950 | Varilla, Freno Trasero.....          | 1                         |             |      |
|            |        |  |      | 6          | 43453-KGA-K00 | Junción B, Brazo Freno.....          | 1                         |             |      |
|            |        |  |      | 7          | 43453-KPS-900 | Pasador de la Empaquetadura C.....   | 1                         |             |      |
|            |        |  |      | 8          | 43472-KGA-K00 | Resorte A, Varilla Freno.....        | 1                         |             |      |
|            |        |  |      | 9          | 46500-KBB-950 | Pedal Comp., Freno.....              | 1                         |             |      |
|            |        |  |      | 10         | 46513-KPS-900 | Resorte Pedal Freno.....             | 1                         |             |      |
|            |        |  |      | 11         | 46525-KK0-003 | Guardapolvo, 17x20x2,5.....          | 2                         |             |      |
|            |        |  |      | 12         | 46526-KY7-000 | Protector, Brazo Medio.....          | 1                         |             |      |
|            |        |  |      | 13         | 90010-ML0-720 | Perno, Reborde, 6x20.....            | 1                         |             |      |
|            |        |  |      | 14         | 90101-KBB-900 | Perno, Hex., 6x25.....               | 1                         |             |      |
|            |        |  |      | 15         | 90101-KW8-900 | Eje, Pivote Freno Trasero.....       | 1                         |             |      |
|            |        |  |      | 16         | 90155-KBB-900 | Perno, Reborde, 8x26.....            | 1                         |             |      |
|            |        |  |      | 17         | 90202-GHR-630 | Tuerca, Hex., 6mm.....               | 1                         |             |      |
|            |        |  |      | 18         | 94201-20120   | Pasador, Hendido, 2,0x12.....        | 1                         |             |      |
|            |        |  |      | 19         | 95015-42000   | Tuerca B, Ajuste Varilla Freno.....  | 1                         |             |      |
|            |        |  |      |            |               |                                      | 1                         |             |      |



# GRUPO DE BASTIDOR

## C-19

### Descansapie



KBB7F1900

| Nº de Ref. | NOMO   | Artículo de servicio                 | THLL | Nº de Ref. | Nº de pieza   | Descripción                                 | Cant. Req'd<br>XL200 <sub>E/F/G</sub> | Nº de série | Nota |
|------------|--------|--------------------------------------|------|------------|---------------|---|---------------------------------------|-------------|------|
| 2          | 4101C6 | Descansapie Derecha .....            | 0,2  | 1          | 50603-033-010 | Espiga, Junción Descansapie.....            | 2                                     |             |      |
| 6          | 4101C5 | Descansapie Izquierda .....          | 0,2  | 2          | 50612-KBB-900 | Descansapie, Derecho .....                  | 1                                     |             |      |
|            | 4101J1 | Descansapie Ambas .....              | 0,3  | 3          | 50617-466-000 | Resorte, Retorno Descansapie .....          | 2                                     |             |      |
| 7          | 4101D3 | Goma, Descansapie: Izquierda .....   | 0,1  |            |               |   |                                       |             |      |
|            | 4101D4 | Goma, Descansapie: Derecha .....     | 0,1  | 6          | 50642-KBB-900 | Descansapie, Izquierdo.....                 | 1                                     |             |      |
|            | 4101L8 | Goma, Descansapie: Ambas.....        | 0,2  | 7          | 50661-KRH-D20 | Goma, Descansapie .....                     | 2                                     |             |      |
| 9          | 4101D0 | Soporte, Descansapie Trasero:        |      | 8          | 50662-KAS-900 | Placa, Fijación Goma Descansapié.....       | 2                                     |             |      |
|            |        | Derecho .....                        | 0,1  | 9          | 50701-KFC-900 | Soporte, Descansapie Trasero Derecho.....   | 1                                     |             |      |
| 10         | 4101C9 | Soporte, Descansapie Trasero:        |      | 10         | 50702-KFC-900 | Soporte, Descansapie Trasero Izquierdo..... | 1                                     |             |      |
|            |        | Izquierdo .....                      | 0,1  |            |               |   |                                       |             |      |
|            | 4101K4 | Soporte, Descansapie Trasero:        |      | 11         | 50710-KB7-000 | Goma, Descansapie Trasero.....              | 2                                     |             |      |
|            |        | Ambos .....                          | 0,2  | 12         | 50712-405-000 | Arandela, Descansapie Trasero.....          | 2                                     |             |      |
| 13         |        | (11)                                 |      | 13         | 50715-KW8-920 | Descansapie Trasero.....                    | 2                                     |             |      |
|            | 4101C7 | Descansapie Trasero: Izquierda ..... | 0,1  | 14         | 52156-KAS-900 | Collarín, 6,5x4.....                        | 2                                     |             |      |
|            | 4101C8 | Descansapie Trasero: Derecha .....   | 0,1  | 15         | 90033-GHR-E70 | Perno, Reborde, 8x18.....                   | 4                                     |             |      |
|            | 4101P4 | Descansapie Trasero: Ambas .....     | 0,2  |            |               |   |                                       |             |      |
|            |        |                                      |      | 16         | 90112-GW3-000 | Perno, Reborde, 6x14.....                   | 2                                     |             |      |
|            |        |                                      |      | 17         | 90131-GCE-E40 | Perno A, Descansapie Trasero.....           | 2                                     |             |      |
|            |        |                                      |      | 18         | 90231-GHR-630 | Arandela, Plana, 6mm .....                  | 2                                     |             |      |
|            |        |                                      |      | 19         | 90231-GHR-640 | Arandela, Plana, 8mm .....                  | 2                                     |             |      |
|            |        |                                      |      | 20         | 94101-08700   | Arandela, Plana, 8mm .....                  | 4                                     |             |      |
|            |        |                                      |      | 21         | 94201-16150   | Pasador, Hendido, 1,6x15 .....              | 2                                     |             |      |
|            |        |                                      |      | 22         | 94201-20150   | Pasador Hendido, 2,0x15 .....               | 2                                     |             |      |

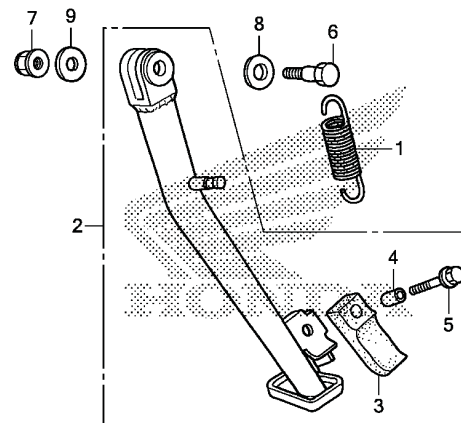




# GRUPO DE BASTIDOR

## C-20

### Caballote Lateral



KBB7F2000

3

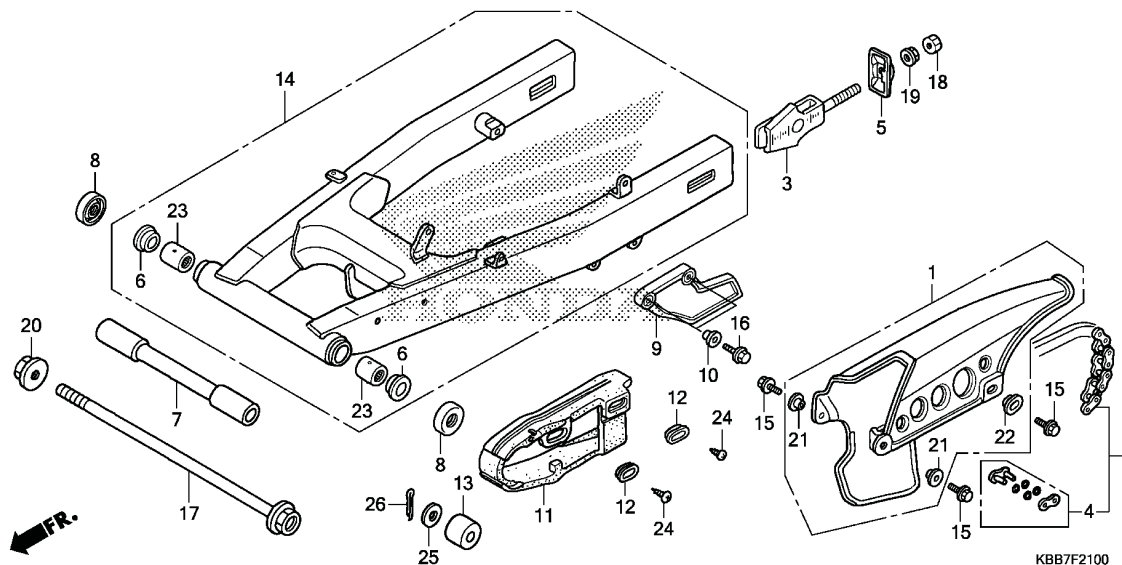
| Nº de Ref. | NOMO   | Artículo de servicio             | THLL | Nº de Ref. | Nº de pieza   | Descripción                              | Cant. Reqd<br>XL200E/F/G | Nº de série | Nota  |
|------------|--------|----------------------------------|------|------------|---------------|--|--------------------------|-------------|-------|
| 1          | 410182 | Resorte, Caballote Lateral ..... | 0,1  | 1          | 50535-ML6-670 | Resorte, Caballote Lateral .....         | 1                        | .....       | ..... |
| 2          | 410180 | Caballote Lateral.....           | 0,2  | 2          | 50540-KBB-980 | Ens. de Barra, Caballote Lateral.....    | 1                        | .....       | ..... |
|            |        |                                  |      | 3          | 50548-KRE-690 | Goma, Caballote.....                     | 1                        | .....       | ..... |
|            |        |                                  |      | 4          | 50549-356-700 | Collarín, Fijación Goma Caballote.....   | 1                        | .....       | ..... |
|            |        |                                  |      | 5          | 90032-GHR-F00 | Perno, Reborde, 6x25 .....               | 1                        | .....       | ..... |
|            |        |                                  |      | 6          | 90108-KV6-000 | Tornillo, Pivote Caballote Lateral ..... | 1                        | .....       | ..... |
|            |        |                                  |      | 7          | 90304-GE8-003 | Tuerca, U, 10mm (FUSERASHI).....         | 1                        | .....       | ..... |
|            |        |                                  |      | 8          | 90501-MF9-710 | Arandela, Empuje, 24x13 .....            | 1                        | .....       | ..... |
|            |        |                                  |      | 9          | 90502-MF9-710 | Arandela, Empuje, 24x10 .....            | 1                        | .....       | ..... |



## GRUPO DE BASTIDOR

### C-21

### Brazo Oscilante/Caja de Cadena



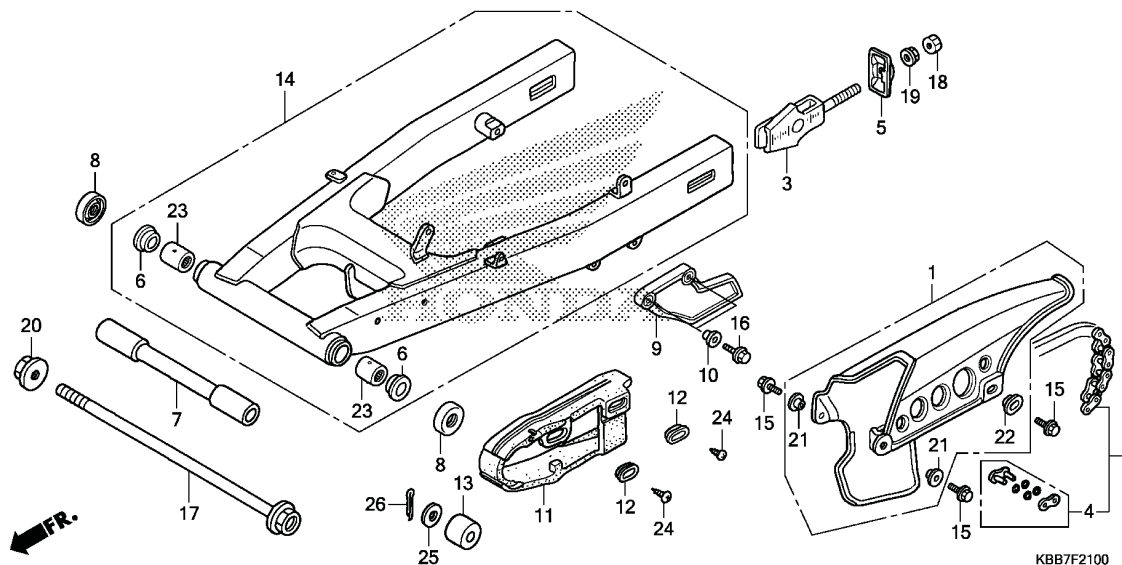
| Nº de Ref. | NOMO   | Artículo de servicio                                 | THLL | Nº de Ref. | Nº de pieza   | Descripción   | Cant. Req'd<br>XL200E/F/G | Nº de serie | Nota |
|------------|--------|--|------|------------|---------------|---|---------------------------|-------------|------|
| 1          | 410195 | Caja, Cadena de Transmisión.....                     | 0,1  | 1          | 40510-KBB-950 | Caja, Cadena de Transmisión .....   | 1                         |             |      |
| 2          | 213165 | Cadena, Levas.....                                   | 0,4  | 2          | 40540-KPM-305 | Cadena de Transmisión (DAIDO)<br>(DID520V-120ZB) (Elos Padrón 108E) ..... | 1                         |             |      |
| 7          | 5121H5 | Collarín, Brazo Oscilante.....                       | 0,6  | 3          | 40543-KBW-950 | Ajustador, Cadena .....   | 2                         |             |      |
| 9          | 4101J3 | Protector, Cadena .....                              | 0,1  | 4          | 40545-KPM-305 | Junción, Cadena de Transmisión<br>(DAIDO) .....                           | 1                         |             |      |
| 11         | 4101E5 | Corredera, Cadena .....                              | 0,3  | 5          | 40546-KW8-900 | Tapa, Horquilla Trasera Extrema .....                                     | 2                         |             |      |
| 14         | 5121B0 | Ens. Brazo Oscilante .....                           | 0,9  | 6          | 52109-430-300 | Buje, Pivote Empuje.....  | 2                         |             |      |
| 23         | 5121C8 | Cojinete, Pivote Brazo Oscilante:<br>Izquierda ..... | 1,0  | 7          | 52141-KY7-000 | Collarín, Horquilla Central Trasera .....                                 | 1                         |             |      |
|            | 5121C9 | Cojinete, Pivote Brazo Oscilante:<br>Derecha .....   | 1,0  | 8          | 52144-356-003 | Tapa, Guardapolvo Brazo Oscilante<br>(ARAI).....                          | 2                         |             |      |
|            | 5121D0 | Cojinete, Pivote Brazo Oscilante:<br>Ambas .....     | 1,2  |            | 52144-356-005 | Tapa, Guardapolvo Brazo Oscilante<br>(NOK).....                           | 2                         |             |      |
|            |        |  |      | 9          | 52156-KB7-000 | Protector, Cadena.....  | 1                         |             |      |
|            |        |  |      | 10         | 52159-KB7-000 | Collarín, Protector Cadena .....  | 2                         |             |      |
|            |        |  |      | 11         | 52170-KBB-901 | Corredera, Cadena.....  | 1                         |             |      |
|            |        |  |      | 12         | 52171-KR6-000 | Arandela, Corredera Cadena Levas .....                                    | 2                         |             |      |
|            |        |  |      | 13         | 52175-KBB-900 | Corredera Inferior Cadena Levas.....                                      | 1                         |             |      |
|            |        |  |      | 14         | 52200-KBB-930 | Juego Brazo Oscilante, Trasero.....                                       | 1                         |             |      |
|            |        |  |      | 15         | 90032-GHR-630 | Perno, Reborde, 6x10 .....  | 3                         |             |      |
|            |        |  |      | 16         | 90032-GHR-680 | Perno, Reborde, 6x20 .....  | 2                         |             |      |
|            |        |  |      | 17         | 90121-KY7-000 | Perno, Pivote Horquilla Trasera .....                                     | 1                         |             |      |
|            |        |  |      | 18         | 90203-GHR-640 | Tuerca, Hex., 8mm .....   | 2                         |             |      |
|            |        |  |      | 19         | 90208-GHR-640 | Tuerca, Reborde, 8mm .....  | 2                         |             |      |
|            |        |  |      | 20         | 90305-GE8-003 | Tuerca, U, 14mm .....   | 1                         |             |      |



# GRUPO DE BASTIDOR

## C-21

### Brazo Oscilante/Caja de Cadena



3

| Nº de Ref. | NOMO | Artículo de servicio | THLL | Nº de Ref. | Nº de pieza   | Descripción                                       | Cant. Reqd<br>XL200E/F/G | Nº de série | Nota  |
|------------|------|----------------------|------|------------|---------------|---|--------------------------|-------------|-------|
|            |      |                      |      | 21         | 90512-300-000 | Arandela, 6x20 .....                              | 2                        | .....       | ..... |
|            |      |                      |      | 22         | 90513-323-000 | Arandela, 6x9.....                                | 1                        | .....       | ..... |
|            |      |                      |      | 23         | 91071-MA0-003 | Cojinete, Pivote Brazo Oscilante (NTN).....       | 2                        | .....       | ..... |
|            |      |                      |      |            | 91071-MA0-004 | Cojinete, Pivote Brazo Oscilante (Thompson) ..... | 2                        | .....       | ..... |
|            |      |                      |      | 24         | 93901-25080   | Tornillo, Aterrajaz, 5x8.....                     | 2                        | .....       | ..... |
|            |      |                      |      | 25         | 94102-08700   | Arandela, Plana, 8mm .....                        | 1                        | .....       | ..... |
|            |      |                      |      | 26         | 94201-20150   | Pasador Hendido, 2,0x15 .....                     | 1                        | .....       | ..... |

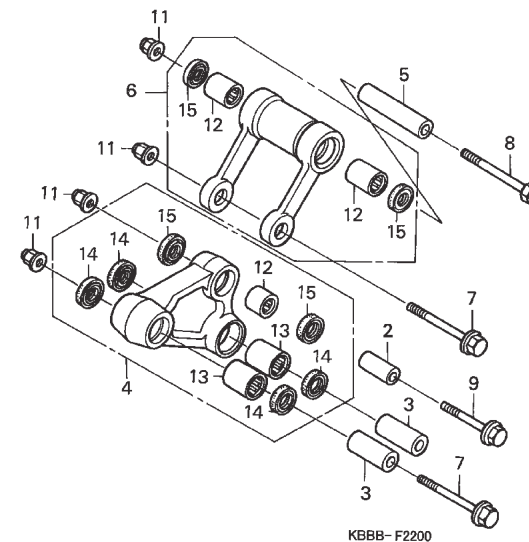
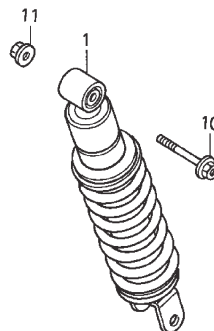




# GRUPO DE BASTIDOR

## C-22

### Amortiguador Trasero



KBBB-F2200

| Nº de Ref. | NOMO    | Artículo de servicio                                      | THLL | Nº de Ref. | Nº de pieza     | Descripción                                 | Cant. Req'd<br>XL200E/F/G | Nº de serie | Nota |
|------------|---------|---|------|------------|-----------------|---|---------------------------|-------------|------|
| 1          | 512115  | Ens. Amortiguador Trasero.....                            | 0,5  | 1          | 52400-KBB-981ZA | Ens. Amortiguador, Trasero                  |                           |             |      |
| 4          |         | (2, 3)  |      |            |                 | *R-134* ..... Rojo Fighting                 | 1                         |             |      |
|            | 512140  | Brazo, Amortiguador .....                                 | 0,4  | 2          | 52463-KY7-000   | Buje B, Brazo Amortiguador.....             | 1                         |             |      |
| 6          |         | (5)   |      | 3          | 52464-KY7-000   | Collarín A, Brazo Amortiguador.....         | 2                         |             |      |
|            | 512145  | Brazo Oscilante Amortiguador.....                         | 0,4  | 4          | 52469-KBB-305   | Juego Brazo, Amortiguador.....              | 1                         |             |      |
| 12         |         | (13)  |      | 5          | 52473-KY7-000   | Collarín, Brazo Oscilante Amortiguador..... | 1                         |             |      |
|            | 5121D4  | Cojinete, Brazo Oscilante .....                           | 0,6  |            |                 |   |                           |             |      |
|            | 5121D4A | • Reemplazo de 1 cojinete, agregar ....                   | 0,2  | 6          | 52479-KBB-305   | Brazo Oscilante Amortiguador .....          | 1                         |             |      |
|            | 512146  | Cojinete, Brazo Amortiguador .....                        | 0,6  | 7          | 90130-KBB-900   | Perno, Reborde, 10x76.....                  | 2                         |             |      |
|            | 512146A | • Reemplazo de 1 cojinete, agregar ....                   | 0,2  | 8          | 90150-KBB-950   | Perno, Hex., 10x94.....                     | 1                         |             |      |
|            | 5121D3  | Cojinete, Brazo Amortiguador: Para 1<br>motocicleta ..... | 1,0  | 9          | 90153-KBB-900   | Perno, Reborde, 10x53.....                  | 1                         |             |      |
|            |         |   |      | 10         | 90157-KB7-940   | Perno, Reborde, 10x65.....                  | 1                         |             |      |
|            |         |   |      | 11         | 90304-GE8-003   | Tuerca, U, 10mm (FUSERASHI).....            | 5                         |             |      |
|            |         |   |      | 12         | 91071-KBB-901   | Cojinete, Agujas, 16x22x19 (NTN) .....      | 3                         |             |      |
|            |         |   |      |            | 91071-KBB-902   | Cojinete, Agujas, 16x22x19 (NSK) .....      | 3                         |             |      |
|            |         |   |      | 13         | 91078-KN5-003   | Cojinete, Brazo Amortiguador (NTN).....     | 2                         |             |      |
|            |         |   |      | 14         | 91205-KA3-711   | Retén de Aceite, 16,5x25x5 (ARAI).....      | 4                         |             |      |
|            |         |   |      |            | 91205-KA3-712   | Retén de Aceite, 16,5x25x5 (NOK).....       | 4                         |             |      |
|            |         |   |      | 15         | 91251-KY7-003   | Guardapolvo, 16x23x3,5 .....                | 4                         |             |      |

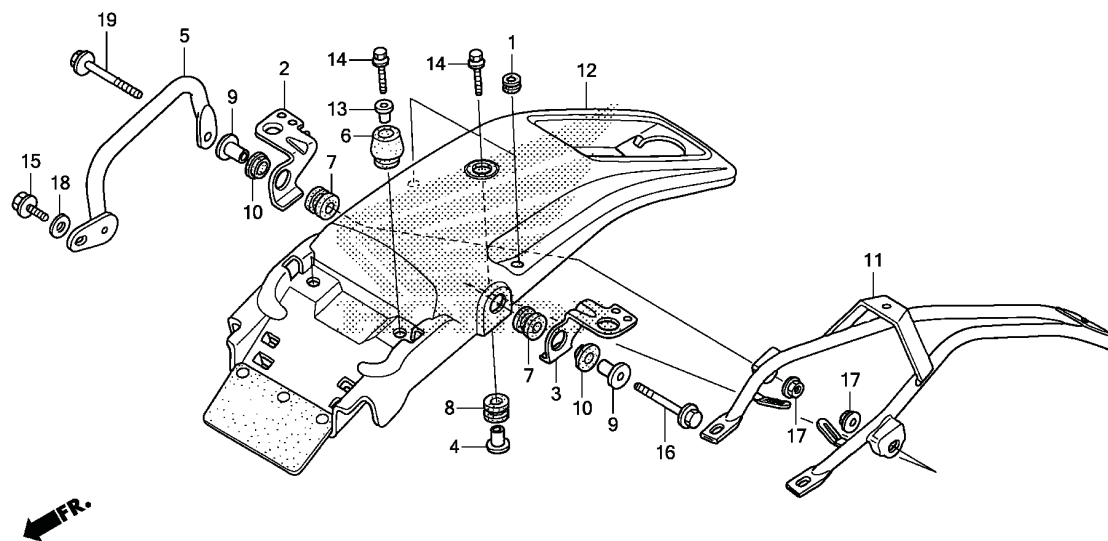




# GRUPO DE BASTIDOR

## C-23

### Guardafango Trasero



KBB7F2300

3

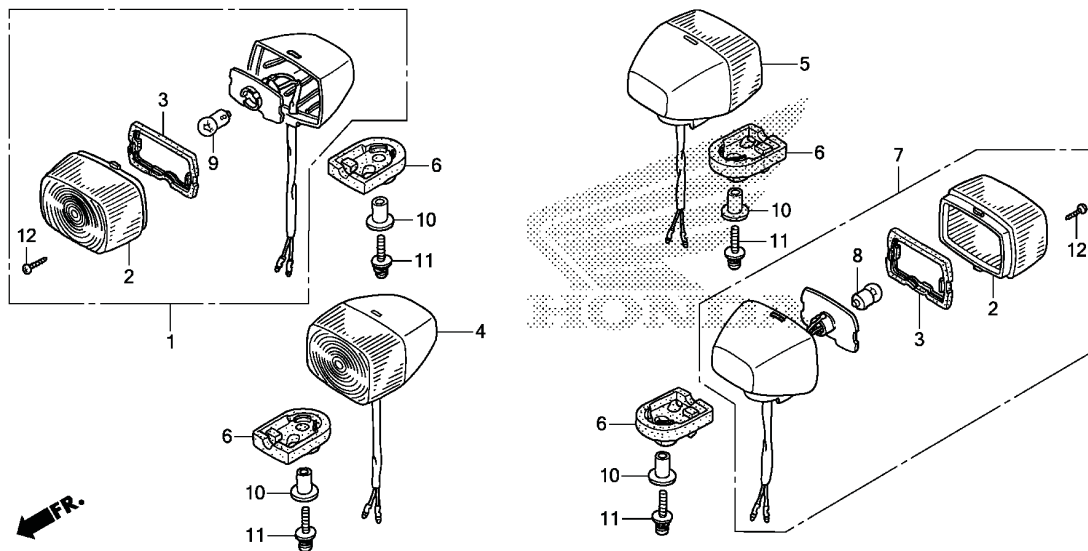
| Nº de Ref. | NOMO   | Artículo de servicio               | THLL | Nº de Ref. | Nº de pieza     | Descripción                                       | Cant. Req'd<br>XL200E/F/G | Nº de serie | Nota |
|------------|--------|------------------------------------|------|------------|-----------------|---|---------------------------|-------------|------|
| 5          | 4131F4 | Alza, Trasera: Derecha .....       | 0,1  | 1          | 19034-MB3-000   | Buje, Fijación de Radiador .....                  | 2                         |             |      |
| 11         | 4131M7 | Soporte, Guardafango Trasero ..... | 0,3  | 2          | 33605-KBB-900   | Soporte, Luz Intermitente Trasera Derecha .....   | 1                         |             |      |
| 12         | 413102 | Guardafango, Trasero .....         | 0,4  | 3          | 33606-KBB-900   | Soporte, Luz Intermitente Trasera Izquierda ..... | 1                         |             |      |
|            |        |                                    |      | 4          | 40521-437-000   | Collarín, Cola de Carter de Cadena .....          | 1                         |             |      |
|            |        |                                    |      | 5          | 50311-KBB-900ZE | Empuñadura, Derecha Trasera *NH1* .....           | 1                         |             |      |
|            |        |                                    |      | 6          | 61103-KBB-900   | Goma A, Fijación Guardafango Tras. ....           | 2                         |             |      |
|            |        |                                    |      | 7          | 80102-KB7-000   | Goma, Fijación .....                              | 2                         |             |      |
|            |        |                                    |      | 8          | 80102-KV2-900   | Goma, Fijación .....                              | 1                         |             |      |
|            |        |                                    |      | 9          | 80103-KBB-900   | Collarín, Fijación Luz Intermitente Trasera ..... | 2                         |             |      |
|            |        |                                    |      | 10         | 80104-KBB-900   | Goma, Fijación Luz Intermitente Trasera .....     | 2                         |             |      |
|            |        |                                    |      | 11         | 80110-KBB-900   | Tubo, Apoyo Guardafango Trasero .....             | 1                         |             |      |
|            |        |                                    |      | 12         | 80200-KBB-980ZD | Guardafango, Trasero *NH1* .....                  | 1                         |             |      |
|            |        |                                    |      | 13         | 83505-MN0-000   | Buje, Fijación .....                              | 2                         |             |      |
|            |        |                                    |      | 14         | 90032-GHR-700   | Perno, Reborde, 6x25 .....                        | 3                         |             |      |
|            |        |                                    |      | 15         | 90033-GHR-660   | Perno, Reborde, 8x16 .....                        | 1                         |             |      |
|            |        |                                    |      | 16         | 90033-GHR-F60   | Perno, Reborde, 8x40 .....                        | 1                         |             |      |
|            |        |                                    |      | 17         | 90208-GHR-640   | Tuerca, Reborde, 8mm .....                        | 2                         |             |      |
|            |        |                                    |      | 18         | 90231-GHR-640   | Arandela, Plana, 8mm .....                        | 1                         |             |      |
|            |        |                                    |      | 19         | 95701-08045-07  | Perno, Reborde, 8x45 .....                        | 1                         |             |      |



# GRUPO DE BASTIDOR

## C-24

### Luz Intermitente



KBB7F2400

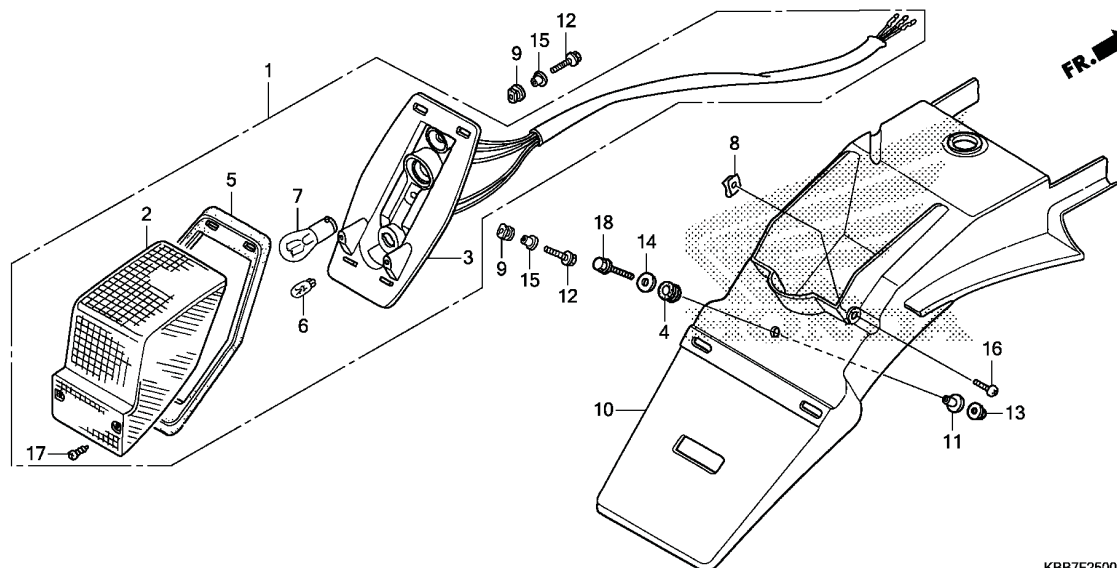
| Nº de Ref. | NOMO   | Artículo de servicio                                | THLL | Nº de Ref. | Nº de pieza   | Descripción   | Cant. Req'd<br>XL200 <sub>E/F/G</sub> | Nº de serie | Nota  |
|------------|--------|---|------|------------|---------------|---|---------------------------------------|-------------|-------|
| 1          | 6161C4 | Luz Intermitente: Delantera Derecha .....           | 0,2  | 1          | 33400-KBB-900 | Ens. de Luz Intermitente Del. Der. (12V/10W).....   | 1                                     | .....       | ..... |
| 4          | 6161C3 | Luz Intermitente: Delantera Izquierda .....         | 0,2  | 2          | 33402-KBB-900 | Lentes, Luz Intermitente .....                      | 4                                     | .....       | ..... |
|            | 6161C5 | Luz Intermitente: Delantera Ambas .....             | 0,3  | 3          | 33403-KBB-900 | Empaquetadura, Lentes .....                         | 4                                     | .....       | ..... |
| 5          | 6161C7 | Luz Intermitente: Trasera Derecha .....             | 0,2  | 4          | 33450-KBB-900 | Ens. de Luz Intermitente Del. Izq. (12V/10W).....   | 1                                     | .....       | ..... |
| 7          | 6161C6 | Luz Intermitente: Trasera Izquierda.....            | 0,2  | 5          | 33600-KBB-900 | Ens. de Luz Intermitente, Tras. Der. (12V/10W)..... | 1                                     | .....       | ..... |
|            | 6161C8 | Luz Intermitente: Trasera Ambas .....               | 0,3  |            |               |   |                                       |             |       |
| 8          |        | (2, 3)  |      |            |               |   |                                       |             |       |
|            | 616139 | Lámpara, Luz Intermitente: Trasera.....             | 0,1  | 6          | 33611-KBB-900 | Goma, Luz Intermitente .....                        | 4                                     | .....       | ..... |
|            |        | • Nota: Mismo tiempo para dos unidades              |      | 7          | 33650-KBB-900 | Ens. de Luz Intermitente, Tras. Izq. (12V/10W)..... | 1                                     | .....       | ..... |
| 9          |        | (2, 3)  |      | 8          | 34905-271-000 | Lámpara, Luz Intermitente (12V/10W) (Stanley).....  | 2                                     | .....       | ..... |
|            | 616133 | Lámpara, Luz Intermitente: Delantera .....          | 0,1  | 9          | 34905-KBB-901 | Lámpara, Luz Intermitente (12V/10W).....            | 2                                     | .....       | ..... |
|            |        | • Nota: Mismo tiempo para dos unidades              |      | 10         | 83505-MN0-000 | Buje, Fijación .....                                | 4                                     | .....       | ..... |
|            | 6161G0 | Lámpara, Luz Intermitente: Para 1 motocicleta ..... | 0,2  | 11         | 90103-KRE-710 | Tornillo Arandela, 5x25.....                        | 4                                     | .....       | ..... |
|            |        |   |      | 12         | 93901-22380   | Tornillo, Aterrajaz, 3x12 .....                     | 4                                     | .....       | ..... |



# GRUPO DE BASTIDOR

## C-25

### Luz Trasera



KBB7F2500

3

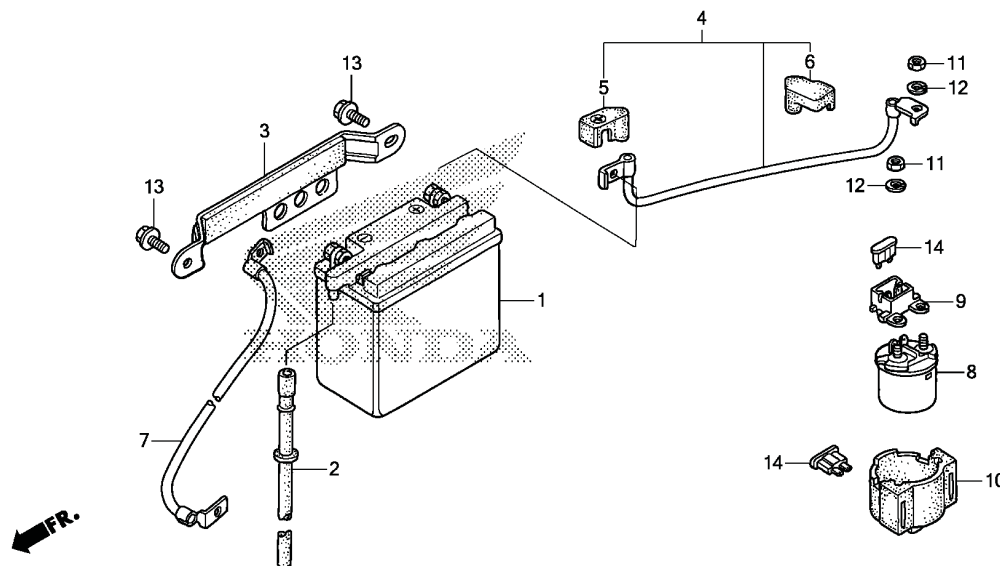
| Nº de Ref. | NOMO   | Artículo de servicio      | THLL | Nº de Ref. | Nº de pieza    | Descripción   | Cant. Req'd<br>XL200E/F/G | Nº de serie | Nota  |
|------------|--------|---------------------------|------|------------|----------------|---|---------------------------|-------------|-------|
| 1          | 6161D5 | Unidad Luz Trasera.....   | 0,3  | 1          | 33701-KBB-900  | Unidad Luz Trasera (12V 21/5W).....                               | 1                         | .....       | ..... |
| 3          | 6161E2 | Base, Luz Trasera.....    | 0,3  | 2          | 33702-KBB-900  | Lentes, Luz Trasera.....  | 1                         | .....       | ..... |
| 7          |        | (2, 5)                    |      | 3          | 33703-KW8-900  | Base, Luz Trasera.....  | 1                         | .....       | ..... |
|            | 6161G1 | Lámpara, Luz Trasera..... | 0,1  | 4          | 33712-KT1-670  | Goma, Luz Trasera.....  | 1                         | .....       | ..... |
|            |        |                           |      | 5          | 33718-KBB-900  | Empaquetadura, Base Luz Trasera.....                              | 1                         | .....       | ..... |
|            |        |                           |      | 6          | 34351-657-921  | Lámpara (12V/5W) (Stanley).....                                   | 1                         | .....       | ..... |
|            |        |                           |      | 7          | 34906-447-711  | Lámpara, Luz Trasera & Luz de Freno<br>(Stanley) (12V 21/5W)..... | 1                         | .....       | ..... |
|            |        |                           |      | 8          | 64527-KY2-700  | Tuerca, Traba, 4mm.....   | 2                         | .....       | ..... |
|            |        |                           |      | 9          | 80106-MG7-000  | Goma, Fijación Luz Trasera.....                                   | 2                         | .....       | ..... |
|            |        |                           |      | 10         | 84701-KBB-900  | SopORTE, Placa de Numeros.....                                    | 1                         | .....       | ..... |
|            |        |                           |      | 11         | 90003-438-850  | Collarín C.....   | 1                         | .....       | ..... |
|            |        |                           |      | 12         | 90032-GHR-690  | Perno, Reborde, 6x22.....   | 2                         | .....       | ..... |
|            |        |                           |      | 13         | 90208-GHR-630  | Tuerca, Reborde, 6mm.....   | 1                         | .....       | ..... |
|            |        |                           |      | 14         | 90438-671-000  | Arandela, Especial, 6mm.....                                      | 1                         | .....       | ..... |
|            |        |                           |      | 15         | 90502-KGA-E00  | Collarín, 9x6,2x13,5.....   | 2                         | .....       | ..... |
|            |        |                           |      | 16         | 93500-04012-0G | Tornillo, Phillips, 4x12.....                                     | 2                         | .....       | ..... |
|            |        |                           |      | 17         | 93901-34410    | Tornillo, Aterrajaz, 4x16.....                                    | 2                         | .....       | ..... |
|            |        |                           |      | 18         | 95701-06022-07 | Perno, Reborde, 6x22.....   | 1                         | .....       | ..... |



# GRUPO DE BASTIDOR

## C-26

### Batería



KBB7F2600

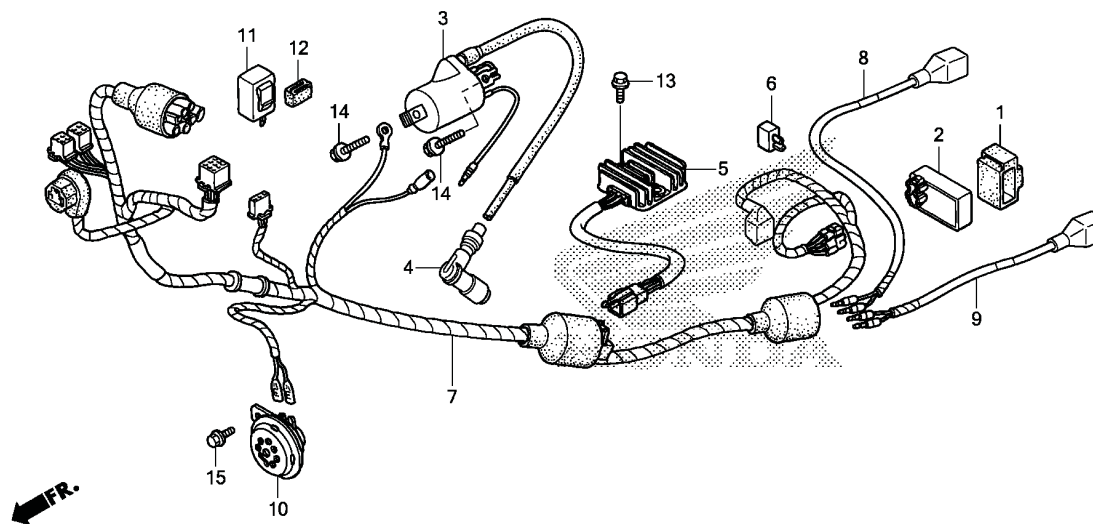
| Nº de Ref. | NOMO   | Artículo de servicio                  | THLL | Nº de Ref. | Nº de pieza    | Descripción                             | Cant. Reqd<br>XL200 <sub>E/F/G</sub> | Nº de serie | Nota |
|------------|--------|---------------------------------------|------|------------|----------------|---|--------------------------------------|-------------|------|
| 1          | 610100 | Batería .....                         | 0,2  | 1          | 31500-KW1-905  | Batería (YB7B-B YUASA).....             | 1                                    |             |      |
| 7          | 610110 | Cable, Negativo Batería .....         | 0,2  | 2          | 31502-KW8-900  | Tubo, Respiradero de Batería .....      | 1                                    |             |      |
| 8          | 615113 | Interruptor, Magnético Arranque ..... | 0,3  | 3          | 31510-KW8-900  | Presilla, Batería.....                  | 1                                    |             |      |
|            |        |                                       |      | 4          | 32401-KW8-900  | Cable, Relé Batería .....               | 1                                    |             |      |
|            |        |                                       |      | 5          | 32412-KW1-900  | Cubierta, Terminal Batería.....         | 1                                    |             |      |
|            |        |                                       |      | 6          | 32416-MF5-000  | Cubierta B, Interruptor Magnético ..... | 1                                    |             |      |
|            |        |                                       |      | 7          | 32601-KBB-900  | Cable, Tierra Batería .....             | 1                                    |             |      |
|            |        |                                       |      | 8          | 35851-MF5-751  | Interruptor, Magnético Arranque .....   | 1                                    |             |      |
|            |        |                                       |      | 9          | 35855-MG7-751  | Ens. Soporte, Fusible .....             | 1                                    |             |      |
|            |        |                                       |      | 10         | 35856-MF5-751  | Goma.....                               | 1                                    |             |      |
|            |        |                                       |      | 11         | 90202-GHR-630  | Tuerca, Hex., 6mm .....                 | 2                                    |             |      |
|            |        |                                       |      | 12         | 90502-KGA-K00  | Arandela, Presión, 6mm .....            | 2                                    |             |      |
|            |        |                                       |      | 13         | 95701-06010-07 | Perno, Reborde, 6x10 .....              | 2                                    |             |      |
|            |        |                                       |      | 14         | 98200-31500    | Fusible (15A).....                      | 2                                    |             |      |



# GRUPO DE BASTIDOR

## C-27

### Cableado Principal



KBB7F2700

3

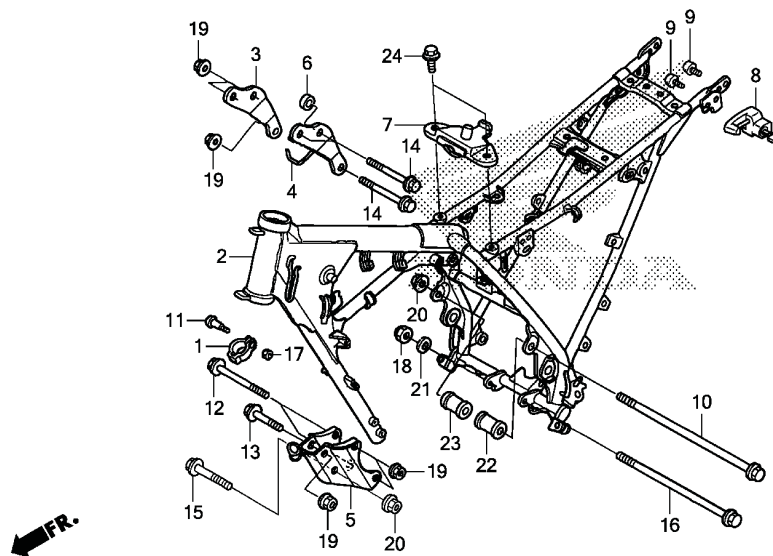
| Nº de Ref. | NOMO   | Artículo de servicio                 | THLL | Nº de Ref. | Nº de pieza    | Descripción  | Cant. Reqd<br>XL200E/F/G | Nº de serie | Nota |
|------------|--------|--------------------------------------|------|------------|----------------|--|--------------------------|-------------|------|
| 2          | 6141A1 | Módulo de Control de Encendido ..... | 0,5  | 1          | 30401-KY7-000  | Cojín, Unidad C.D.I. ....                            | 1                        |             |      |
| 3          | 614105 | Bobina, Encendido.....               | 0,4  | 2          | 30410-KBB-901  | Unidad C.D.I. (Shindengen).....                      | 1                        |             |      |
| 5          | 6131B2 | Regulador, Rectificador.....         | 0,5  | 3          | 30500-KFC-901  | Bobina, Encendido .....                              | 1                        |             |      |
| 6          | 6161B3 | Rectificador, Silicio .....          | 0,3  | 4          | 30700-GFP-901  | Ens. Tapa, Supresor Ruidos .....                     | 1                        |             |      |
| 7          | 611100 | Cableado, Principal.....             | 1,2  | 5          | 31600-KBB-901  | Ens. Rectificador, Regulador .....                   | 1                        |             |      |
| 10         | 616169 | Bocina.....                          | 0,1  | 6          | 31700-124-008  | Ens. Rectificador, Silicio (Shindengen) .....        | 1                        |             |      |
| 11         | 6111C3 | Relé, Luz Intermitente .....         | 0,2  | 7          | 32100-KBB-900  | Cableado, Principal .....                            | 1                        |             |      |
|            |        |                                      |      | 8          | 33620-KBB-900  | Sub-cuerda, Luz Intermitente Der. ....               | 1                        |             |      |
|            |        |                                      |      | 9          | 33670-KBB-900  | Sub-cuerda, Luz Intermitente Izq. ....               | 1                        |             |      |
|            |        |                                      |      | 10         | 38110-KB7-840  | Bocina .....   | 1                        |             |      |
|            |        |                                      |      | 11         | 38301-KFC-790  | Relé, Luz Intermitente.....                          | 1                        |             |      |
|            |        |                                      |      | 12         | 38306-KK4-000  | Suspensión, Relé Luz Intermitente<br>(Mitsuba) ..... | 1                        |             |      |
|            |        |                                      |      | 13         | 90032-GHR-640  | Perno, Reborde, 6x12 .....                           | 1                        |             |      |
|            |        |                                      |      | 14         | 90040-GHR-680  | Perno, Reborde, 6x20 .....                           | 2                        |             |      |
|            |        |                                      |      | 15         | 95701-06010-07 | Perno, Reborde, 6x10 .....                           | 1                        |             |      |



# GRUPO DE BASTIDOR

## C-28

### Bastidor



KBB7F2800

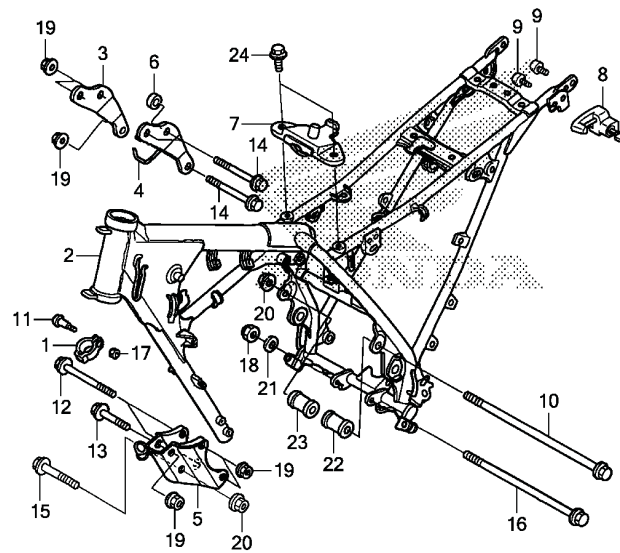
| Nº de Ref. | NOMO   | Artículo de servicio                        | THLL | Nº de Ref. | Nº de pieza     | Descripción  | Cant. Reqd<br>XL200 <sub>E/F/G</sub> | Nº de série | Nota |
|------------|--------|---|------|------------|-----------------|--|--------------------------------------|-------------|------|
| 2          | 410100 | Ens. Bastidor.....                          | 4,9  | 1          | 22878-KW8-900   | Abrazadera, Cable Embrague.....  | 1                                    |             |      |
|            |        | • Incluye: Remoción e instalación del motor |      | 2          | 50100-KBB-980ZB | Bastidor   |                                      |             |      |
| 8          | 410197 | Traba, Porta Casco.....                     | 0,3  | 3          | 50201-KBB-900   | *NH1* .....Negro<br>Placa, Superior Derecha de Suspensión del Motor..... | 1                                    |             |      |
|            |        |   |      | 4          | 50202-KBB-900   | Placa, Superior Izquierda de Suspensión del Motor.....                   | 1                                    |             |      |
|            |        |   |      | 5          | 50203-KBB-900ZC | Placa, Delantera de Suspensión del Motor *NH1* .....Negro                | 1                                    |             |      |
|            |        |   |      | 6          | 50204-KBB-900   | Espaciador, Suspensión del Motor.....                                    | 1                                    |             |      |
|            |        |   |      | 7          | 50205-KBB-900ZC | Soporte, Tanque Trasero *NH1* .....Negro                                 | 1                                    |             |      |
|            |        |   |      | 8          | 50710-KPE-731   | Ens. Soporte, Porta Casco.....   | 1                                    |             |      |
|            |        |   |      | 9          | 90107-KW8-900   | Tornillo, Fijación Soporte Porta Casco (6x10).....                       | 2                                    |             |      |
|            |        |   |      | 10         | 90109-KW8-900   | Perno, Hex., 10x215.....   | 1                                    |             |      |
|            |        |   |      | 11         | 90113-GE8-000   | Tornillo, Pivote Palanca.....  | 1                                    |             |      |
|            |        |   |      | 12         | 90145-GC4-730   | Perno, Reborde, 8x85.....  | 2                                    |             |      |
|            |        |   |      | 13         | 90154-MA0-000   | Perno, Reborde, 8x60.....  | 1                                    |             |      |
|            |        |   |      | 14         | 90156-MA0-770   | Perno, Reborde, 8x65.....  | 3                                    |             |      |
|            |        |   |      | 15         | 90157-KB7-940   | Perno, Reborde, 10x65.....   | 1                                    |             |      |
|            |        |   |      | 16         | 90181-KE7-000   | Perno, Reborde, 10x113.....  | 1                                    |             |      |
|            |        |   |      | 17         | 90201-GHR-620   | Tuerca, Hex., 5mm.....   | 1                                    |             |      |
|            |        |   |      | 18         | 90203-GHR-850   | Tuerca, Hex., 10mm.....  | 1                                    |             |      |
|            |        |   |      | 19         | 90208-GHR-640   | Tuerca, Reborde, 8mm.....  | 6                                    |             |      |
|            |        |   |      | 20         | 90208-GHR-650   | Tuerca, Reborde, 10mm.....   | 2                                    |             |      |



# GRUPO DE BASTIDOR

## C-28

### Bastidor



KBB7F2800

3

| Nº de Ref. | NOMO | Artículo de servicio | THLL | Nº de Ref. | Nº de pieza    | Descripción                            | Cant. Reqd<br>XL200E/F/G | Nº de série | Nota  |
|------------|------|----------------------|------|------------|----------------|--|--------------------------|-------------|-------|
|            |      |                      |      | 21         | 90441-MT3-000  | Arandela, 10mm.....                    | 1                        | .....       | ..... |
|            |      |                      |      | 22         | 90742-KW8-900  | Collarín, Distanciador Motor Izq.....  | 1                        | .....       | ..... |
|            |      |                      |      | 23         | 90743-KW8-900  | Collarín, Distanciador Motor Der. .... | 1                        | .....       | ..... |
|            |      |                      |      | 24         | 95701-08014-00 | Perno, Reborde, 8x14.....              | 2                        | .....       | ..... |

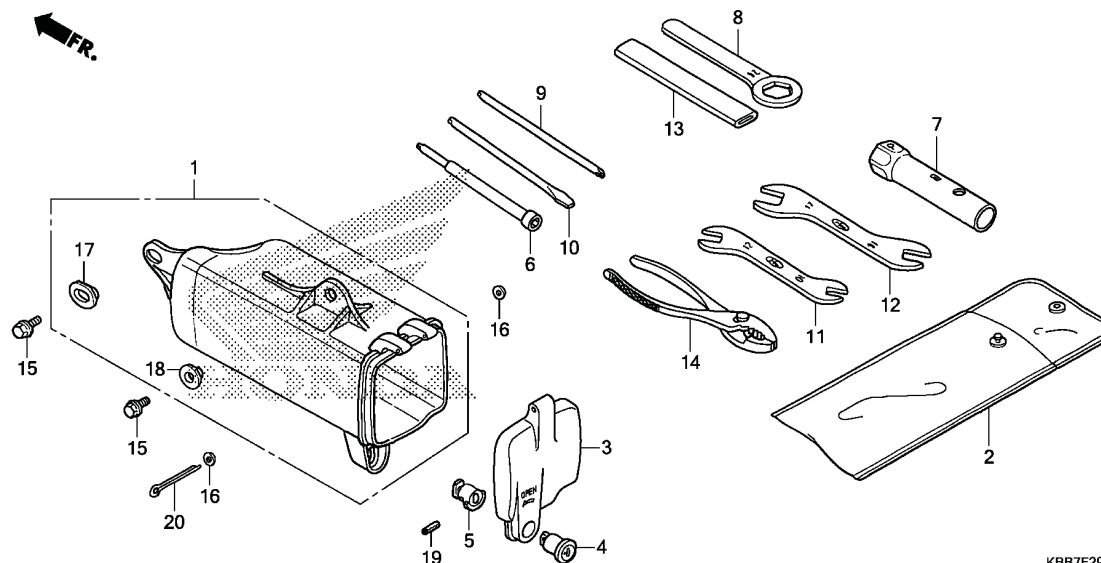




# GRUPO DE BASTIDOR

## F-29

### Herramientas



KBB7F2900

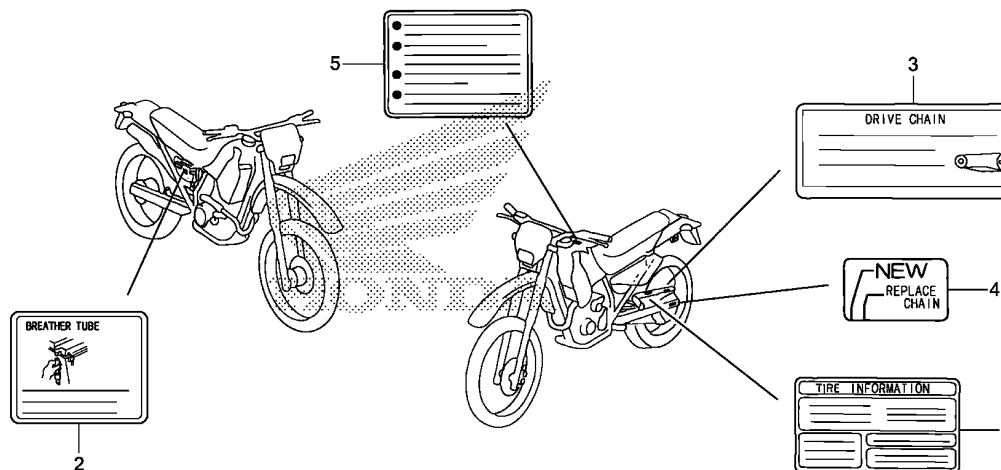
| Nº de Ref.           | NOMO | Artículo de servicio | THLL | Nº de Ref. | Nº de pieza   | Descripción                      | Cant. Req'd<br>XL200 <sub>E/F/G</sub> | Nº de serie | Nota |
|----------------------|------|----------------------|------|------------|---------------|----------------------------------|---------------------------------------|-------------|------|
| Sin Información..... |      |                      | -    | 1          | 83501-KB7-000 | Caja, Herramientas .....         | 1                                     |             |      |
|                      |      |                      |      | 2          | 83501-KRM-B91 | Bolsa, Herramientas, 160mm.....  | 1                                     |             |      |
|                      |      |                      |      | 3          | 83504-KB7-000 | Tapa, Caja Herramientas .....    | 1                                     |             |      |
|                      |      |                      |      | 4          | 83507-422-000 | Cuerpo, Llave.....               | 1                                     |             |      |
|                      |      |                      |      | 5          | 83508-438-000 | Limitador, Cuerpo de Llave ..... | 1                                     |             |      |
|                      |      |                      |      |            | 83508-MR4-900 | .....                            | 1                                     |             |      |
|                      |      |                      |      | 6          | 89211-MJ0-950 | Llave, Caja (8mm) .....          | 1                                     |             |      |
|                      |      |                      |      | 7          | 89217-KW8-910 | Llave, Caja (P18) .....          | 1                                     |             |      |
|                      |      |                      |      | 8          | 89218-KB7-900 | Llave Hex., 24mm.....            | 1                                     |             |      |
|                      |      |                      |      | 9          | 89222-443-900 | Destornillador 1 (+).....        | 1                                     |             |      |
|                      |      |                      |      | 10         | 89224-443-900 | Destornillador 3 (-) .....       | 1                                     |             |      |
|                      |      |                      |      | 11         | 89225-KW8-900 | Llave Fija, 10x12 .....          | 1                                     |             |      |
|                      |      |                      |      | 12         | 89226-KW8-900 | Llave Fija, 14x17 .....          | 1                                     |             |      |
|                      |      |                      |      | 13         | 89228-443-900 | Cable, Llave Hex., 120mm.....    | 1                                     |             |      |
|                      |      |                      |      | 14         | 89302-MJ0-940 | Alicates, 135.....               | 1                                     |             |      |
|                      |      |                      |      | 15         | 90032-GHR-640 | Perno, Reborde, 6x12.....        | 2                                     |             |      |
|                      |      |                      |      | 16         | 90231-GHR-600 | Arandela, Plana, 3mm .....       | 2                                     |             |      |
|                      |      |                      |      | 17         | 90501-KGA-E00 | Arandela, 6x9.....               | 1                                     |             |      |
|                      |      |                      |      | 18         | 90512-300-000 | Arandela, 6x20.....              | 1                                     |             |      |
|                      |      |                      |      | 19         | 90751-KGA-K00 | Espiga, Resorte, 2x14.....       | 1                                     |             |      |
|                      |      |                      |      |            | 91501-MR4-900 | .....                            | 1                                     |             |      |
|                      |      |                      |      | 20         | 94201-30450   | Pasador Hendido, 3,0x45 .....    | 1                                     |             |      |



# GRUPO DE BASTIDOR

## C-30

### Etiquetas de Precaución



KBB7F3000

3

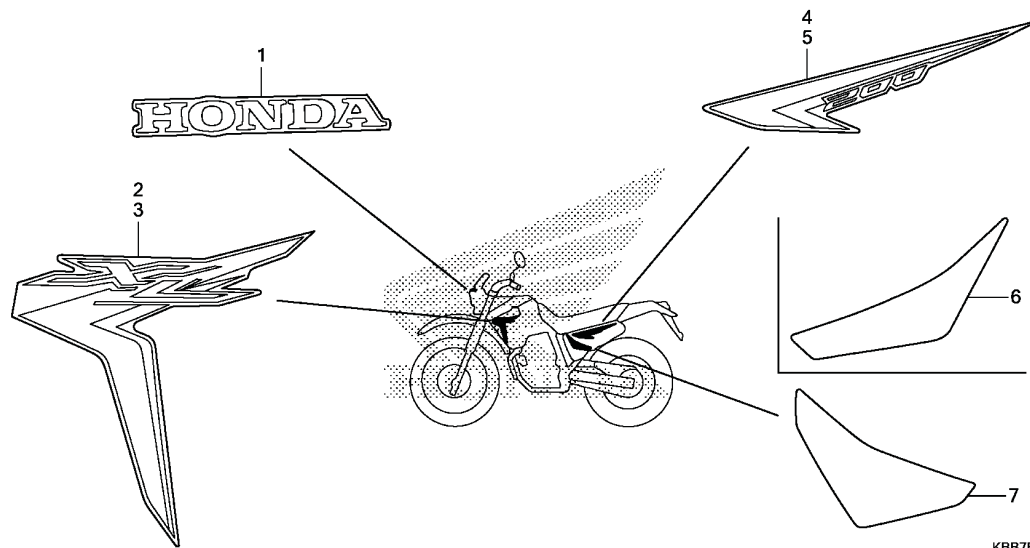
| Nº de Ref.           | NOMO | Artículo de servicio | THLL | Nº de Ref. | Nº de pieza   | Descripción   | Cant. Reqd<br>XL200E/F/G | Nº de série | Nota  |
|----------------------|------|----------------------|------|------------|---------------|---|--------------------------|-------------|-------|
| Sin Información..... |      |                      | -    | 1          | 87505-KBB-980 | Etiqueta, Neumático.....                                | 1                        | .....       | ..... |
|                      |      |                      |      | 2          | 87506-KFC-920 | Etiqueta, Batería.....                                  | 1                        | .....       | ..... |
|                      |      |                      |      | 3          | 87507-KFC-920 | Etiqueta, Cadena de Transmisión.....                    | 1                        | .....       | ..... |
|                      |      |                      |      | 4          | 87508-MC8-670 | Etiqueta, Ajustador Cadena.....                         | 1                        | .....       | ..... |
|                      |      |                      |      | 5          | 87560-MZ0-611 | Etiqueta, Transmisión C<br>(Inglés/Francés/Alemán)..... | 1                        | .....       | ..... |



# GRUPO DE BASTIDOR

## C-31

### Franja



KBB7F3100

| Nº de Ref.           | NOMO | Artículo de servicio | THLL | Nº de Ref. | Nº de pieza     | Descripción  | Cant. Req'd<br>XL200 <sub>E/F/G</sub> | Nº de série | Nota  |
|----------------------|------|----------------------|------|------------|-----------------|--|---------------------------------------|-------------|-------|
| Sin Información..... |      |                      | -    | 1          | 61310-KPE-900ZA | Franja, HONDA<br>*Tipo 1* .....  | 1                                     | .....       | ..... |
|                      |      |                      |      | 2          | 86191-KBB-D40ZA | Franja, Derecha Carenado<br>*Tipo 3* .....                             | 1                                     | .....       | ..... |
|                      |      |                      |      |            | 86191-KBB-D40ZB | *Tipo 2* .....   | 1                                     | .....       | ..... |
|                      |      |                      |      |            | 86191-KBB-D40ZC | *Tipo 1* .....   | 1                                     | .....       | ..... |
|                      |      |                      |      | 3          | 86192-KBB-D40ZA | Franja, Izquierda Carenado<br>*Tipo 3* .....                           | 1                                     | .....       | ..... |
|                      |      |                      |      |            | 86192-KBB-D40ZB | *Tipo 2* .....   | 1                                     | .....       | ..... |
|                      |      |                      |      |            | 86192-KBB-D40ZC | *Tipo 1* .....   | 1                                     | .....       | ..... |
|                      |      |                      |      | 4          | 86831-KBB-D40ZA | Franja, Cubierta Lateral Derecha<br>*Tipo 2* .....                     | 1                                     | .....       | ..... |
|                      |      |                      |      |            | 86831-KBB-D40ZB | *Tipo 1* .....   | 1                                     | .....       | ..... |
|                      |      |                      |      | 5          | 86832-KBB-D40ZA | Franja, Cubierta Lateral Izquierda<br>*Tipo 2* .....                   | 1                                     | .....       | ..... |
|                      |      |                      |      |            | 86832-KBB-D40ZB | *Tipo 1* .....   | 1                                     | .....       | ..... |
|                      |      |                      |      | 6          | 87133-KBB-970ZC | Marca B de Cubierta Lateral Der.<br>*NH105* .....Negro Opaco (#15-#20) | 1                                     | .....       | ..... |
|                      |      |                      |      | 7          | 87134-KBB-970ZC | Marca B de Cubierta Lateral Izq.<br>*NH105* .....Negro Opaco (#15-#20) | 1                                     | .....       | ..... |



# ÍNDICE DEL NÚMERO DE LAS PIEZAS

| Nº de la Pieza | Nº del Bloque | Nº de la Pieza | Nº del Bloque | Nº de la Pieza | Nº del Bloque | Nº de la Pieza | Nº del Bloque |
|----------------|---------------|----------------|---------------|----------------|---------------|----------------|---------------|
| <b>06000</b>   |               | 12251-KBB-901  | M-1           | 14771-107-020  | M-2           | 16021-KBB-951  | M-15          |
| 06113-KBB-982  | MOP-1         | 12251-KBB-901  | MOP-1         | 14775-107-000  | M-2           | 16028-KBB-951  | M-15          |
| 06114-KBB-980  | MOP-1         | 12271-383-000  | M-1           | 14776-107-010  | M-2           | 16032-KBB-900  | M-15          |
| 06115-KBB-982  | MOP-2         | 12331-KW8-920  | M-1           | 14781-HA0-770  | M-2           | 16048-KB7-901  | M-15          |
| 06116-KBB-980  | MOP-2         | 12339-KT0-711  | M-1           | <b>15000</b>   |               |                |               |
| 06420-KHA-940  | C-12          | 12339-KT0-711  | MOP-1         | 15100-KBB-900  | M-7           | 16075-GHB-640  | M-15          |
| 06421-KHA-940  | C-12          | 12361-KPS-900  | M-1           | 15106-324-030  | M-7           | 16100-KBB-981  | M-15          |
| 06430-KFC-900  | C-11          | 12361-KPS-900  | M-11          | 15111-KBB-900  | M-7           | 16111-KBB-951  | M-15          |
| 06431-MA3-405  | C-9           | <b>13000</b>   |               | 15116-107-020  | M-7           | 16155-397-971  | M-15          |
| 06440-KHA-940  | C-10          | 13000-KBB-901  | M-12          | 15126-107-020  | M-7           | 16163-KCS-920  | M-15          |
| 06441-KHA-940  | C-10          | 13011-KBB-305  | M-12          | 15126-107-020  | MOP-2         | 16165-KBB-951  | M-15          |
| <b>11000</b>   |               | 13021-KBB-305  | M-12          | 15131-KBB-900  | M-7           | 16168-382-014  | M-15          |
| 11100-KBB-902  | M-11          | 13031-KBB-305  | M-12          | 15132-KY0-890  | M-7           | 16173-001-004  | C-13          |
| 11108-KW1-900  | M-13          | 13101-KBB-901  | M-12          | 15331-KPS-900  | M-7           | 16198-KBB-900  | M-15          |
| 11191-KBB-871  | M-11          | 13102-KBB-315  | M-12          | 15332-KPS-900  | M-7           | 16210-KBB-900  | M-1           |
| 11191-KBB-871  | MOP-2         | 13103-KBB-315  | M-12          | 15421-107-000  | M-11          | 16223-KPS-900  | M-1           |
| 11200-KBB-900  | M-11          | 13111-440-000  | M-12          | 15426-KPS-900  | M-11          | 16950-KBB-900  | C-13          |
| 11330-KBB-900  | M-5           | <b>14000</b>   |               | 15430-440-030  | M-7           | 16952-KBB-900  | C-13          |
| 11340-KW8-920  | M-8           | 14100-KBB-900  | M-2           | 15436-KRM-840  | M-7           | 16953-GG2-731  | C-13          |
| 11355-KW8-920  | M-8           | 14321-KN6-930  | M-3           | 15441-KCS-650  | M-7           | 16958-MA1-731  | C-13          |
| 11361-KBB-900  | M-8           | 14401-KBB-901  | M-3           | 15446-107-000  | M-7           | 16959-471-831  | C-13          |
| 11363-437-620  | M-8           | 14431-383-000  | M-2           | 15459-KWK-900  | M-7           | <b>17000</b>   |               |
| 11393-KBB-871  | M-5           | 14451-437-000  | M-2           | 15459-KWK-900  | MOP-2         | 17212-KBB-950  | C-16          |
| 11393-KBB-871  | MOP-2         | 14456-383-000  | M-2           | 15650-KBW-940  | M-5           | 17212-PA0-000  | C-16          |
| 11395-KCN-010  | M-8           | 14500-KBB-900  | M-3           | 15772-376-000  | C-16          | 17213-KB7-000  | C-16          |
| 11395-KCN-010  | MOP-2         | 14513-KBB-900  | M-3           | 15772-KPS-900  | C-16          | 17214-KV2-920  | C-16          |
| <b>12000</b>   |               | 14520-KCJ-661  | M-3           | 15772-MN1-670  | C-16          | 17216-KBB-950  | C-16          |
| 12000-KBW-941  | M-1           | 14523-KBB-901  | M-3           | <b>16000</b>   |               |                |               |
| 12100-KBB-900  | M-4           | 14523-KBB-901  | MOP-1         | 16010-428-671  | M-15          | 17219-KB7-000  | C-16          |
| 12191-KCN-010  | M-4           | 14535-437-000  | M-3           | 16012-KBB-981  | M-15          | 17220-KB7-000  | C-16          |
| 12191-KCN-010  | MOP-1         | 14550-KCJ-710  | M-3           | 16013-439-921  | M-15          | 17222-KBB-900  | C-16          |
| 12204-KW1-305  | M-1           | 14711-KBB-900  | M-2           | 16014-KZ1-670  | M-15          | 17225-KBB-980  | C-16          |
| 12206-KW1-315  | M-1           | 14721-KBB-900  | M-2           | 16015-KB7-901  | M-15          | 17240-KBB-950  | C-16          |
| 12208-413-003  | M-2           | 14751-383-005  | M-2           | 16016-393-701  | M-15          | 17256-KBB-900  | C-16          |
|                |               | 14761-383-005  | M-2           | 16018-428-671  | M-15          | 17316-MN1-670  | C-16          |
|                |               |                |               |                |               | 17358-170-000  | C-16          |
|                |               |                |               |                |               | 17371-KBB-900  | C-16          |
|                |               |                |               |                |               | 17372-KBB-900  | C-16          |
|                |               |                |               |                |               | 17503-KG0-000  | C-13          |

## ÍNDICE DEL NÚMERO DE LAS PIEZAS

| Nº de la Pieza  | Nº del Bloque | Nº de la Pieza | Nº del Bloque | Nº de la Pieza | Nº del Bloque | Nº de la Pieza | Nº del Bloque |
|-----------------|---------------|----------------|---------------|----------------|---------------|----------------|---------------|
| 17528-MR4-900   | C-13          | 22201-MR8-000  | M-6           | 24430-KW1-900  | M-14          | 31510-KW8-900  | C-26          |
| 17550-KHA-940ZB | C-13          | 22311-KN4-680  | M-6           | 24435-KBB-900  | M-14          | 31600-KBB-901  | C-27          |
| 17550-KHA-940ZC | C-13          | 22350-107-010  | M-6           | 24610-107-760  | M-14          | 31700-124-008  | C-27          |
| 17611-397-000   | C-13          | 22361-437-000  | M-6           | 24621-107-760  | M-14          |                |               |
| 17620-KPE-731   | C-13          | 22366-437-000  | M-6           | 24631-KPS-900  | M-14          | <b>32000</b>   |               |
| 17681-KBB-900   | C-13          | 22401-KT0-000  | M-6           | 24651-KGA-K60  | M-14          | 32100-KBB-900  | C-27          |
| 17910-KBB-900   | C-3           | 22810-KBB-900  | M-5           | 24700-KBB-900  | C-18          | 32401-KW8-900  | C-26          |
| 17913-KB7-000   | C-3           | 22815-428-000  | M-5           | 24781-KE1-000  | C-18          | 32402-KY7-000  | M-10          |
| 17920-KBB-900   | C-3           | 22838-KY0-890  | M-11          |                |               | 32404-MK4-000  | M-10          |
| 17950-KBB-900   | C-3           | 22870-KBB-900  | C-3           | <b>28000</b>   |               | 32411-253-000  | M-10          |
|                 |               | 22878-KW8-900  | C-28          | 28110-KBB-900  | M-10          | 32412-KW1-900  | C-26          |
| <b>18000</b>    |               |                |               | 28114-KN6-930  | M-10          | 32416-MF5-000  | C-26          |
|                 |               | <b>23000</b>   |               | 28125-KW3-006  | M-9           | 32601-KBB-900  | C-26          |
| 18291-KGA-E00   | C-17          | 23121-KBB-900  | M-7           | 28130-KBB-900  | M-10          | 32921-437-000  | M-1           |
| 18291-MN5-650   | MOP-1         | 23211-KBB-901  | M-13          | 28132-KN6-930  | M-10          | 32976-KN6-910  | M-9           |
| 18292-KPE-900   | C-17          | 23221-KBB-901  | M-13          | 28140-KBB-900  | M-10          | 32976-KW1-900  | M-8           |
| 18310-KBB-951   | C-17          | 23426-KBB-901  | M-13          | 28142-KW1-900  | M-10          |                |               |
| 18320-KBB-950   | C-17          | 23427-KW1-900  | M-13          |                |               | <b>33000</b>   |               |
| 18321-KY7-000   | C-17          | 23441-KBB-901  | M-13          | <b>30000</b>   |               | 33100-KBB-901  | C-1           |
| 18355-KBB-900   | C-17          | 23451-KBB-901  | M-13          | 30300-HA0-033  | M-9           | 33103-KBB-900  | C-1           |
| 18374-MLO-000   | C-17          | 23452-KW1-900  | M-13          | 30401-KY7-000  | C-27          | 33107-KBB-900  | C-1           |
| 18392-HA7-710   | C-17          | 23461-KBB-901  | M-13          | 30410-KBB-901  | C-27          | 33112-KBB-901  | C-1           |
| 18392-HA7-710   | MOP-1         | 23471-KBB-901  | M-13          | 30500-KFC-901  | C-27          | 33117-KA2-003  | C-1           |
|                 |               | 23481-KBB-901  | M-13          | 30700-GFP-901  | C-27          | 33120-KBB-901  | C-1           |
| <b>19000</b>    |               | 23491-KBB-901  | M-13          |                |               | 33400-KBB-900  | C-24          |
| 19034-MB3-000   | C-23          | 23501-KBW-901  | M-13          | <b>31000</b>   |               | 33402-KBB-900  | C-24          |
| 19100-KBB-D40ZA | C-13          | 23511-KBW-901  | M-13          | 31110-KBB-901  | M-9           | 33403-KBB-900  | C-24          |
| 19100-KBB-D40ZB | C-13          | 23801-KCN-000  | M-13          | 31120-KBB-901  | M-9           | 33450-KBB-900  | C-24          |
| 19100-KBB-D40ZC | C-13          | 23811-KR3-600  | M-13          | 31200-KBB-901  | M-10          | 33600-KBB-900  | C-24          |
| 19200-KBB-D40ZA | C-13          |                |               | 31201-KS5-901  | M-10          | 33605-KBB-900  | C-23          |
| 19200-KBB-D40ZB | C-13          | <b>24000</b>   |               | 31204-KS5-901  | M-10          | 33606-KBB-900  | C-23          |
| 19200-KBB-D40ZC | C-13          | 24211-KW1-900  | M-14          | 31205-MN4-008  | M-10          | 33611-KBB-900  | C-24          |
|                 |               | 24221-KBB-900  | M-14          | 31206-KW1-901  | M-10          | 33620-KBB-900  | C-27          |
| <b>22000</b>    |               | 24231-KW1-900  | M-14          | 31207-KS5-901  | M-10          | 33650-KBB-900  | C-24          |
| 22100-KBB-900   | M-6           | 24241-KCS-650  | M-14          | 31500-KW1-905  | C-26          | 33670-KBB-900  | C-27          |
| 22121-KBW-900   | M-6           | 24301-KBB-900  | M-14          | 31502-KW8-900  | C-26          | 33701-KBB-900  | C-25          |
| 22131-KW1-900   | M-6           | 24411-KCN-000  | M-14          |                |               | 33702-KBB-900  | C-25          |

# ÍNDICE DEL NÚMERO DE LAS PIEZAS

| Nº de la Pieza | Nº del Bloque | Nº de la Pieza | Nº del Bloque | Nº de la Pieza | Nº del Bloque | Nº de la Pieza  | Nº del Bloque |
|----------------|---------------|----------------|---------------|----------------|---------------|-----------------|---------------|
| 33703-KW8-900  | C-25          | 37243-MG2-000  | C-2           |                |               | 45112-KS6-701   | C-9           |
| 33712-KT1-670  | C-25          | 37618-MB2-008  | C-2           |                |               | 45125-KBB-981   | C-4           |
| 33718-KBB-900  | C-25          |                |               |                |               | 45131-166-016   | C-9           |
|                |               | <b>38000</b>   |               | <b>43000</b>   |               | 45131-HA5-672   | C-9           |
| <b>34000</b>   |               | 38110-KB7-840  | C-27          | 43100-KFC-900  | C-11          | 45132-166-016   | C-9           |
| 34351-657-921  | C-25          | 38301-KFC-790  | C-27          | 43141-KB7-003  | C-11          | 45133-MA3-006   | C-9           |
| 34901-KWS-601  | C-1           | 38306-KK4-000  | C-27          | 43142-MN1-670  | C-11          | 45134-KB7-005   | C-11          |
| 34905-271-000  | C-24          |                |               | 43145-KB7-000  | C-11          | 45150-KBB-305   | C-9           |
| 34905-KBB-901  | C-24          | <b>40000</b>   |               | 43151-110-000  | C-11          | 45190-KPE-901   | C-9           |
| 34906-447-711  | C-25          |                |               | 43352-568-003  | C-9           | 45203-MG3-016   | C-9           |
| 34908-GA7-701  | C-2           | 40510-KBB-950  | C-21          | 43353-461-771  | C-9           | 45215-ML7-922   | C-9           |
| 34908-MB9-871  | C-2           | 40521-437-000  | C-23          | 43410-KL4-000  | C-11          | 45351-KBB-900   | C-10          |
|                |               | 40540-KPM-305  | C-21          | 43451-KBB-950  | C-18          | 45461-KV6-910   | C-8           |
| <b>35000</b>   |               | 40543-KBW-950  | C-21          | 43453-KGA-K00  | C-18          | 45465-KBB-900   | C-6           |
| 35010-KBB-903  | C-5           | 40545-KPM-305  | C-21          | 43472-KGA-K00  | C-18          | 45466-KA4-000   | C-5           |
| 35100-KBB-903  | C-5           | 40546-KW8-900  | C-21          |                |               | 45466-KA4-000   | C-6           |
| 35101-KBB-901  | C-5           | <b>41000</b>   |               | <b>44000</b>   |               | 45468-KBB-900   | C-5           |
| 35121-KW8-920  | C-5           |                |               | 44301-KW8-900  | C-10          | 45469-KBB-900   | C-6           |
| 35122-KW8-920  | C-5           | 41200-KBB-950  | C-12          | 44311-MG3-000  | C-10          | 45504-410-003   | C-4           |
| 35130-KBB-900  | C-3           | 41203-KBB-900  | C-12          | 44610-KL3-770  | C-10          | 45510-KBB-981   | C-4           |
| 35200-KBB-900  | C-3           | 41241-307-010  | C-12          | 44620-MG3-000  | C-10          | 45513-KV2-901   | C-4           |
| 35330-MK5-003  | C-3           |                |               | 44635-KBZ-950  | C-10          | 45517-166-006   | C-4           |
| 35340-MA5-671  | C-4           | <b>42000</b>   |               | 44650-KBZ-950  | C-10          | 45518-MG3-016   | C-4           |
| 35350-KBB-900  | C-18          |                |               | 44680-MA0-000  | C-10          | 45520-MG7-006   | C-4           |
| 35357-KBB-950  | C-18          | 42301-KBB-900  | C-11          | 44701-KBZ-950  | C-10          | 45521-HA2-006   | C-4           |
| 35750-GS3-003  | M-9           | 42311-KBB-900  | C-12          | 44711-KW8-902  | C-10          | 45530-KWT-901   | C-4           |
| 35752-028-300  | M-9           | 42620-KY7-000  | C-12          | 44712-KW8-901  | C-10          | <b>46000</b>    |               |
| 35753-KG2-951  | M-14          | 42635-KBB-950  | C-12          | 44713-KW8-901  | C-10          | 46500-KBB-950   | C-18          |
| 35851-MF5-751  | C-26          | 42650-KBZ-950  | C-12          | 44800-KE1-762  | C-10          | 46513-KPS-900   | C-18          |
| 35855-MG7-751  | C-26          | 42650-KBZ-950  | C-12          | 44806-KE1-761  | C-10          | 46525-KK0-003   | C-18          |
| 35856-MF5-751  | C-26          | 42701-KFC-900  | C-12          | 44809-402-000  | C-10          | 46526-KY7-000   | C-18          |
|                |               | 42711-KW8-903  | C-12          | 44830-KW8-900  | C-2           |                 |               |
| <b>37000</b>   |               | 42712-KW8-901  | C-12          | 44832-KR6-000  | C-8           | <b>50000</b>    |               |
| 37200-KBB-901  | C-2           | 42713-KW8-901  | C-12          |                |               | 50100-KBB-980ZB | C-28          |
| 37223-KBB-901  | C-2           |                |               | <b>45000</b>   |               | 50142-437-970   | C-1           |
| 37242-435-700  | C-14          |                |               | 45105-KBB-415  | C-9           | 50201-KBB-900   | C-28          |
|                |               |                |               | 45107-ML0-016  | C-9           |                 |               |
|                |               |                |               | 45108-KW8-901  | C-9           |                 |               |

# ÍNDICE DEL NÚMERO DE LAS PIEZAS

| Nº de la Pieza  | Nº del Bloque | Nº de la Pieza  | Nº del Bloque | Nº de la Pieza  | Nº del Bloque | Nº de la Pieza  | Nº del Bloque |
|-----------------|---------------|-----------------|---------------|-----------------|---------------|-----------------|---------------|
| 50202-KBB-900   | C-28          | 51490-KR6-305   | C-8           | 53174-KRH-D20   | C-3           | 64203-KBB-900ZJ | C-13          |
| 50203-KBB-900ZC | C-28          | 51520-KBB-903   | C-8           | 53175-KV2-900   | C-4           | 64231-KBB-900   | C-13          |
| 50204-KBB-900   | C-28          | 51580-KBB-982   | C-8           | 53177-KW8-900   | C-3           | 64527-KY2-700   | C-25          |
| 50205-KBB-900ZC | C-28          | 51611-KR6-013ZH | C-8           | 53178-MG7-003   | C-3           |                 |               |
| 50311-KBB-900ZE | C-23          | 51612-430-010   | C-8           | 53180-KBB-980ZA | C-4           | <b>77000</b>    |               |
| 50535-ML6-670   | C-20          | 51634-MA0-003   | C-8           | 53181-KN5-670   | C-3           |                 |               |
| 50540-KBB-980   | C-20          | <b>52000</b>    |               | 53185-KBB-980ZA | C-3           | 77200-KBB-980ZA | C-14          |
| 50548-KRE-690   | C-20          |                 |               | 53192-KRM-860   | C-3           | 77205-286-000   | C-14          |
| 50549-356-700   | C-20          | 52109-430-300   | C-21          | 53208-KCH-900   | C-5           | 77219-MJ6-000   | C-15          |
| 50603-033-010   | C-19          | 52141-KY7-000   | C-21          | 53214-KA4-701   | C-6           | 77220-KW8-900   | C-14          |
| 50612-KBB-900   | C-19          | 52144-356-003   | C-21          | 53219-KBB-950   | C-6           | <b>80000</b>    |               |
| 50617-466-000   | C-19          | 52144-356-005   | C-21          | 53220-KA2-000   | C-6           |                 |               |
| 50642-KBB-900   | C-19          | 52156-KAS-900   | C-19          | 53230-KBB-950   | C-5           |                 |               |
| 50661-KRH-D20   | C-19          | 52156-KB7-000   | C-21          | <b>61000</b>    |               | 80101-165-000   | C-1           |
| 50662-KAS-900   | C-19          | 52159-KB7-000   | C-21          |                 |               | 80102-KB7-000   | C-23          |
| 50701-KFC-900   | C-19          | 52170-KBB-901   | C-21          | 61100-KBB-980ZB | C-7           | 80102-KV2-900   | C-23          |
| 50702-KFC-900   | C-19          | 52171-KR6-000   | C-21          | 61100-KBB-980ZC | C-7           | 80103-KBB-900   | C-23          |
| 50710-KB7-000   | C-19          | 52175-KBB-900   | C-21          | 61100-KBB-980ZD | C-7           | 80104-KBB-900   | C-23          |
| 50710-KPE-731   | C-28          | 52200-KBB-930   | C-21          | 61103-KBB-900   | C-14          | 80105-061-000   | C-16          |
| 50712-405-000   | C-19          | 52400-KBB-981ZA | C-22          | 61103-KBB-900   | C-23          | 80106-MG7-000   | C-25          |
| 50715-KW8-920   | C-19          | 52463-KY7-000   | C-22          | 61104-KBB-900   | C-7           | 80110-KBB-900   | C-23          |
| <b>51000</b>    |               | 52464-KY7-000   | C-22          | 61300-KBB-D40ZA | C-1           | 80200-KBB-980ZD | C-23          |
|                 |               | 52469-KBB-305   | C-22          | 61302-KBB-900   | C-1           | <b>83000</b>    |               |
| 51401-KBB-901   | C-8           | 52473-KY7-000   | C-22          | 61303-KBB-900   | C-1           |                 |               |
| 51402-KBB-901   | C-8           | 52479-KBB-305   | C-22          | 61304-KBB-900   | C-1           | 83119-MG9-000   | C-16          |
| 51403-ME4-003   | C-8           | <b>53000</b>    |               | 61310-KPE-900ZA | C-31          | 83500-KBB-D40ZA | C-15          |
| 51410-KBB-901   | C-8           |                 |               | 61311-KBB-900   | C-3           | 83500-KBB-D40ZB | C-15          |
| 51411-MG1-003   | C-8           | 53100-KBB-900   | C-5           | 61313-KBB-900   | C-5           | 83501-KB7-000   | C-29          |
| 51412-461-003   | C-8           | 53131-KBB-950ZA | C-5           | 61314-KBB-900   | C-5           | 83501-KRM-B91   | C-29          |
| 51414-461-003   | C-8           | 53132-KBB-950   | C-5           | 61315-KBB-900   | C-5           | 83504-KB7-000   | C-29          |
| 51415-MA0-771   | C-8           | 53133-237-680   | C-5           | 61316-KBB-900   | C-5           | 83505-MN0-000   | C-23          |
| 51420-KBB-903   | C-8           | 53140-MK5-020   | C-3           | 61317-KBB-900   | C-2           | 83505-MN0-000   | C-24          |
| 51432-KAS-901   | C-8           | 53166-MK5-010   | C-3           | 61318-KFC-900   | C-6           | 83507-422-000   | C-29          |
| 51437-ME4-003   | C-8           | 53167-KPS-900   | C-3           | <b>64000</b>    |               | 83508-438-000   | C-29          |
| 51440-KBB-981   | C-8           | 53168-KAS-900   | C-3           |                 |               | 83508-MR4-900   | C-29          |
| 51447-KR6-003   | C-8           | 53169-KB7-000   | C-3           | 64203-KBB-900ZB | C-13          | 83512-KPS-730   | C-17          |
| 51450-KAS-901   | C-8           | 53172-KRH-D20   | C-3           | 64203-KBB-900ZH | C-13          | 83551-300-000   | C-13          |
| 51480-KBB-982   | C-8           |                 |               |                 |               | 83551-300-000   | C-15          |



# ÍNDICE DEL NÚMERO DE LAS PIEZAS

| Nº de la Pieza  | Nº del Bloque | Nº de la Pieza | Nº del Bloque | Nº de la Pieza | Nº del Bloque | Nº de la Pieza | Nº del Bloque |
|-----------------|---------------|----------------|---------------|----------------|---------------|----------------|---------------|
| 83600-KBB-D40ZA | C-15          | <b>89000</b>   |               | 90032-GHR-680  | C-21          | 90101-KBB-900  | C-18          |
| 83600-KBB-D40ZB | C-15          | 89211-MJ0-950  | C-29          | 90032-GHR-690  | C-25          | 90101-KBB-950  | C-15          |
| 83601-357-000   | C-16          | 89217-KW8-910  | C-29          | 90032-GHR-700  | C-23          | 90101-KRM-R80  | C-4           |
| 83601-KBZ-950   | C-15          | 89218-KB7-900  | C-29          | 90032-GHR-700  | C-7           | 90101-KW8-900  | C-18          |
| <b>84000</b>    |               | 89222-443-900  | C-29          | 90032-GHR-740  | C-11          | 90102-KPE-B40  | C-2           |
| 84701-KBB-900   | C-25          | 89224-443-900  | C-29          | 90032-GHR-800  | M-10          | 90103-KB7-000  | C-5           |
| <b>86000</b>    |               | 89225-KW8-900  | C-29          | 90032-GHR-F00  | C-20          | 90103-KB7-000  | C-6           |
| 86191-KBB-D40ZA | C-31          | 89226-KW8-900  | C-29          | 90032-KN6-930  | M-11          | 90103-KRE-710  | C-24          |
| 86191-KBB-D40ZB | C-31          | 89228-443-900  | C-29          | 90033-GHR-660  | C-23          | 90104-KRM-R80  | C-4           |
| 86191-KBB-D40ZC | C-31          | 89302-MJ0-940  | C-29          | 90033-GHR-680  | C-17          | 90105-KN5-000  | C-10          |
| 86192-KBB-D40ZA | C-31          | <b>90000</b>   |               | 90033-GHR-E70  | C-19          | 90105-KV3-851  | C-10          |
| 86192-KBB-D40ZB | C-31          | 90001-961-670  | C-1           | 90033-GHR-F60  | C-23          | 90106-MBB-000  | C-10          |
| 86192-KBB-D40ZC | C-31          | 90001-KN6-930  | M-13          | 90036-GHR-730  | M-10          | 90106-MT3-003  | C-10          |
| 86831-KBB-D40ZA | C-31          | 90002-KW1-900  | M-3           | 90040-GHR-650  | M-8           | 90107-KW8-900  | C-28          |
| 86831-KBB-D40ZB | C-31          | 90003-438-850  | C-25          | 90040-GHR-670  | C-1           | 90107-MBG-000  | C-5           |
| 86832-KBB-D40ZA | C-31          | 90003-KN8-730  | M-1           | 90040-GHR-680  | C-27          | 90108-KV6-000  | C-20          |
| 86832-KBB-D40ZB | C-31          | 90004-GHB-700  | M-1           | 90040-GHR-680  | M-1           | 90109-KW8-900  | C-28          |
| <b>87000</b>    |               | 90004-GHR-700  | M-1           | 90040-GHR-680  | M-8           | 90111-362-000  | C-5           |
| 87133-KBB-970ZC | C-31          | 90005-KY7-000  | M-3           | 90040-GHR-700  | M-8           | 90112-GW3-000  | C-19          |
| 87134-KBB-970ZC | C-31          | 90010-ML0-720  | C-18          | 90040-GHR-730  | M-9           | 90112-KPS-900  | M-7           |
| 87505-KBB-980   | C-30          | 90011-KGA-E00  | M-14          | 90040-GHR-760  | M-5           | 90113-GE8-000  | C-28          |
| 87506-KFC-920   | C-30          | 90011-KPT-A00  | M-13          | 90040-GHR-760  | M-8           | 90113-KF0-770  | C-4           |
| 87507-KFC-920   | C-30          | 90012-KN6-930  | M-2           | 90040-GHR-780  | M-11          | 90113-KW8-900  | C-3           |
| 87508-MC8-670   | C-30          | 90014-GHR-680  | M-7           | 90040-GHR-780  | M-8           | 90116-383-721  | C-8           |
| 87560-MZ0-611   | C-30          | 90023-KK3-830  | M-9           | 90040-GHR-800  | M-11          | 90120-KPS-900  | C-3           |
| <b>88000</b>    |               | 90023-KPS-900  | M-14          | 90040-GHR-800  | M-8           | 90121-KPS-900  | C-3           |
| 88113-KBA-900   | C-3           | 90031-KN6-930  | M-11          | 90040-GHR-820  | M-8           | 90121-KY7-000  | C-21          |
| 88210-KBB-900   | C-3           | 90032-GHR-630  | C-21          | 90040-GHR-E90  | C-4           | 90127-KF0-770  | C-3           |
|                 |               | 90032-GHR-640  | C-13          | 90041-KGA-K60  | M-1           | 90127-KF0-770  | C-4           |
|                 |               | 90032-GHR-640  | C-27          | 90050-357-000  | M-6           | 90128-KBB-900  | C-12          |
|                 |               | 90032-GHR-640  | C-29          | 90071-MB0-000  | M-10          | 90130-KBB-900  | C-22          |
|                 |               | 90032-GHR-640  | C-6           | 90071-MG8-000  | M-3           | 90131-GCE-E40  | C-19          |
|                 |               | 90032-GHR-640  | M-3           | 90081-KBB-900  | M-1           | 90131-MS6-900  | C-9           |
|                 |               | 90032-GHR-660  | C-13          | 90084-471-000  | M-8           | 90136-428-870  | C-13          |
|                 |               | 90032-GHR-660  | C-2           | 90085-KRM-850  | M-9           | 90145-GC4-730  | C-28          |
|                 |               | 90032-GHR-680  | C-16          | 90086-444-000  | C-6           | 90145-MS9-612  | C-4           |
|                 |               |                |               | 90087-471-000  | M-8           | 90150-KBB-950  | C-22          |
|                 |               |                |               | 90089-HB3-000  | M-9           | 90153-KBB-900  | C-22          |
|                 |               |                |               |                |               | 90154-MA0-000  | C-28          |

# ÍNDICE DEL NÚMERO DE LAS PIEZAS

| Nº de la Pieza | Nº del Bloque | Nº de la Pieza | Nº del Bloque | Nº de la Pieza | Nº del Bloque | Nº de la Pieza | Nº del Bloque |
|----------------|---------------|----------------|---------------|----------------|---------------|----------------|---------------|
| 90155-KBB-900  | C-18          | 90233-GHR-630  | C-2           | 90501-MF9-710  | C-20          | <b>91000</b>   |               |
| 90156-MA0-770  | C-28          | 90286-147-670  | C-1           | 90502-KGA-E00  | C-14          | 91001-KBW-941  | M-12          |
| 90157-KB7-940  | C-22          | 90301-473-003  | C-11          | 90502-KGA-E00  | C-25          | 91001-KCN-003  | M-12          |
| 90157-KB7-940  | C-28          | 90301-473-003  | C-8           | 90502-KGA-K00  | C-26          | 91008-KK6-000  | M-6           |
| 90181-KE7-000  | C-28          | 90301-KBA-900  | C-3           | 90502-MF9-710  | C-20          | 91013-KPS-731  | C-12          |
| 90201-GHR-620  | C-28          | 90304-425-000  | C-5           | 90503-425-000  | C-5           | 91013-KPS-732  | C-12          |
| 90201-GHR-E20  | C-8           | 90304-GE8-003  | C-12          | 90504-MCG-600  | C-17          | 91014-KPS-731  | C-10          |
| 90202-GHR-630  | C-18          | 90304-GE8-003  | C-20          | 90505-MC4-000  | C-16          | 91014-KPS-732  | C-10          |
| 90202-GHR-630  | C-26          | 90304-GE8-003  | C-22          | 90512-300-000  | C-21          | 91014-KPS-732  | C-10          |
| 90203-GHR-640  | C-21          | 90304-KBB-900  | C-17          | 90512-300-000  | C-29          | 91015-KK6-003  | M-13          |
| 90203-GHR-850  | C-28          | 90305-GE8-003  | C-21          | 90513-323-000  | C-21          | 91015-KV6-003  | C-6           |
| 90204-KA3-730  | C-10          | 90305-MA0-003  | C-12          | 90535-292-000  | C-5           | 91016-KBB-901  | M-13          |
| 90206-250-000  | M-2           | 90309-KF0-003  | C-5           | 90544-283-000  | C-8           | 91016-KPS-901  | M-13          |
| 90208-GHR-630  | C-14          | 90322-KRM-860  | C-3           | 90545-292-000  | C-7           | 91051-KPS-731  | C-12          |
| 90208-GHR-630  | C-16          | 90344-692-003  | C-13          | 90545-300-000  | C-4           | 91051-KPS-732  | C-12          |
| 90208-GHR-630  | C-25          | 90401-KW1-900  | M-10          | 90559-KY7-000  | C-12          | 91059-KY2-711  | C-5           |
| 90208-GHR-630  | C-3           | 90403-KN6-930  | M-9           | 90602-KGA-K00  | M-14          | 91071-KBB-901  | C-22          |
| 90208-GHR-630  | C-4           | 90408-KW1-900  | M-14          | 90605-200-000  | M-13          | 91071-KBB-902  | C-22          |
| 90208-GHR-640  | C-21          | 90434-KPS-900  | M-6           | 90605-KPS-900  | M-13          | 91071-MA0-003  | C-21          |
| 90208-GHR-640  | C-23          | 90434-KPS-900  | M-7           | 90606-KRM-840  | M-14          | 91071-MA0-004  | C-21          |
| 90208-GHR-640  | C-28          | 90438-671-000  | C-25          | 90650-KW3-000  | C-3           | 91078-KN5-003  | C-22          |
| 90208-GHR-640  | C-17          | 90441-MT3-000  | C-28          | 90651-KPS-900  | C-13          | 91102-KPS-900  | M-14          |
| 90208-GHR-650  | C-28          | 90442-KPS-900  | M-1           | 90651-MA5-671  | C-4           | 91201-030-033  | M-13          |
| 90208-GHR-E50  | C-3           | 90442-KPS-900  | MOP-1         | 90652-KBB-910  | C-16          | 91201-148-003  | M-5           |
| 90211-KPS-900  | M-7           | 90443-KPS-900  | M-1           | 90664-KA2-000  | C-12          | 91202-965-003  | M-11          |
| 90213-KPS-900  | M-7           | 90451-KPS-900  | M-13          | 90702-KRM-840  | M-1           | 91205-KA3-711  | C-22          |
| 90227-GHR-D60  | C-3           | 90452-KPT-900  | M-13          | 90702-KRM-840  | M-5           | 91205-KA3-712  | C-22          |
| 90227-GHR-D70  | C-3           | 90453-KPS-900  | M-14          | 90703-KPS-900  | M-11          | 91251-KY7-003  | C-22          |
| 90227-GHR-D80  | C-3           | 90454-KPS-900  | M-13          | 90703-KPS-900  | M-8           | 91253-443-761  | C-12          |
| 90227-GHR-D90  | C-8           | 90455-KPS-900  | M-13          | 90704-KPS-900  | M-4           | 91254-KR6-003  | C-8           |
| 90227-GHR-E00  | C-16          | 90461-107-000  | M-6           | 90741-KS4-020  | M-12          | 91258-410-006  | C-10          |
| 90227-GHR-E00  | M-1           | 90471-KW1-900  | M-7           | 90742-KW8-900  | C-28          | 91301-107-000  | M-1           |
| 90227-GHR-E10  | C-16          | 90475-KPF-960  | M-3           | 90743-KW8-900  | C-28          | 91301-107-000  | MOP-1         |
| 90231-GHR-600  | C-29          | 90485-286-000  | C-13          | 90751-KGA-K00  | C-29          | 91301-KW1-900  | M-1           |
| 90231-GHR-630  | C-19          | 90488-425-000  | M-3           | 90751-KPS-900  | M-7           | 91302-567-003  | M-8           |
| 90231-GHR-640  | C-19          | 90488-425-000  | MOP-1         | 90755-229-003  | C-10          | 91302-KPS-730  | MOP-2         |
| 90231-GHR-640  | C-23          | 90501-KBB-900  | C-16          | 90755-229-005  | C-10          | 91303-377-000  | M-8           |
| 90231-KB5-720  | M-6           | 90501-KGA-E00  | C-29          | 90755-KGA-K00  | C-10          | 91303-KPS-730  | M-1           |
| 90231-KPS-900  | M-7           | 90501-KPE-B40  | C-3           |                |               | 91303-KPS-730  | M-11          |

## ÍNDICE DEL NÚMERO DE LAS PIEZAS

| Nombre de la Pieza | Nº del Bloque | Nombre de la Pieza | Nº del Bloque | Nombre de la Pieza | Nº del Bloque | Nombre de la Pieza | Nº del Bloque |
|--------------------|---------------|--------------------|---------------|--------------------|---------------|--------------------|---------------|
| 91303-KPS-730      | MOP-1         | 93892-04016-18     | M-15          | 95701-08014-00     | C-28          |                    |               |
| 91303-KPS-730      | MOP-2         | 93892-05010-18     | M-15          | 95701-08032-02     | C-17          |                    |               |
| 91303-KRM-840      | MOP-2         | 93894-05010-17     | C-3           | 95701-08045-07     | C-23          |                    |               |
| 91304-KGA-940      | M-8           | 93901-22380        | C-24          | 95701-10016-00     | C-17          |                    |               |
| 91304-KGA-940      | MOP-2         | 93901-25080        | C-21          |                    |               |                    |               |
| 91304-KK3-830      | M-7           | 93901-32320        | C-3           | <b>96000</b>       |               |                    |               |
| 91304-KPS-900      | MOP-2         | 93901-34210        | C-1           |                    |               |                    |               |
| 91304-KRM-840      | M-1           | 93901-34410        | C-25          | 96001-06012-02     | C-17          |                    |               |
| 91304-KRM-840      | MOP-1         | 93903-24210        | C-13          | 96001-06012-07     | C-8           |                    |               |
| 91306-KRM-840      | M-3           | <b>94000</b>       |               | 96140-62020-10     | C-10          |                    |               |
| 91306-KRM-840      | MOP-1         |                    |               | 96140-62030-10     | C-12          |                    |               |
| 91307-KRM-840      | M-5           |                    |               | 96140-63030-10     | C-12          |                    |               |
| 91307-KRM-840      | MOP-2         | 94021-06000-05     | C-2           |                    |               |                    |               |
| 91309-425-003      | M-10          | 94101-06000        | M-1           | <b>98000</b>       |               |                    |               |
| 91309-425-003      | MOP-2         | 94101-06200        | C-17          |                    |               |                    |               |
| 91312-107-000      | M-9           | 94101-08700        | C-19          | 98069-57911        | M-1           |                    |               |
| 91312-107-000      | MOP-2         | 94102-08700        | C-21          | 98069-57921        | M-1           |                    |               |
| 91320-MB0-000      | M-10          | 94201-16150        | C-19          | 98069-58911        | M-1           |                    |               |
| 91357-ME4-003      | C-8           | 94201-20120        | C-18          | 98069-58921        | M-1           |                    |               |
| 91501-MR4-900      | C-29          | 94201-20150        | C-19          | 98200-31500        | C-26          |                    |               |
|                    |               | 94201-20150        | C-21          |                    |               |                    |               |
| <b>92000</b>       |               | 94201-30450        | C-29          | <b>99000</b>       |               |                    |               |
|                    |               | 94301-08140        | M-1           |                    |               |                    |               |
| 92101-05020-0A     | M-7           | 94305-30102        | M-5           | 99101-393-1150     | M-15          |                    |               |
| 92301-06020-0A     | C-16          | 94601-15000        | M-12          | 99103-440-0420     | M-15          |                    |               |
| 92900-06025-0E     | C-8           |                    |               |                    |               |                    |               |
|                    |               | <b>95000</b>       |               |                    |               |                    |               |
| <b>93000</b>       |               |                    |               |                    |               |                    |               |
|                    |               | 95002-02659        | M-15          |                    |               |                    |               |
| 93500-03025-0A     | C-8           | 95005-12300-30     | C-16          |                    |               |                    |               |
| 93500-04012-0G     | C-25          | 95005-35360-50     | M-15          |                    |               |                    |               |
| 93500-05025-0G     | M-1           | 95015-42000        | C-18          |                    |               |                    |               |
| 93600-04012-0A     | M-7           | 95701-06010-07     | C-13          |                    |               |                    |               |
| 93600-05010-1H     | M-15          | 95701-06010-07     | C-26          |                    |               |                    |               |
| 93600-06016-0A     | M-2           | 95701-06010-07     | C-27          |                    |               |                    |               |
| 93892-03008-18     | M-15          | 95701-06010-07     | C-5           |                    |               |                    |               |
| 93892-04008-18     | M-15          | 95701-06016        | C-16          |                    |               |                    |               |
| 93892-04012-18     | M-15          | 95701-06022-07     | C-25          |                    |               |                    |               |
| 93892-04014-18     | M-15          | 95701-08014-00     | C-14          |                    |               |                    |               |



# ÍNDICE DEL NOMBRE DE LAS PIEZAS

| Nombre de la Pieza                | Nº del Bloque | Nombre de la Pieza             | Nº del Bloque | Nombre de la Pieza        | Nº del Bloque | Nombre de la Pieza           | Nº del Bloque |
|-----------------------------------|---------------|--------------------------------|---------------|---------------------------|---------------|------------------------------|---------------|
| <b>A</b>                          |               | Anillo Tórico, 7x1,7           | MOP-2         | Arandela, Eje Trasero     | C-12          | <b>B</b>                     |               |
| Abrazadera A, Manguera Freno      | C-8           | Anillo Tórico, 9,4x2,4         | M-7           | Arandela, Empuje, 14mm    | M-14          | Balancín de Válvula          | M-2           |
| Abrazadera, Alambraje             |               | Anillo Tórico, 9,4x2,4         | MOP-2         | Arandela, Empuje, 15mm    | M-13          | Base                         | C-5           |
| Generador A.C                     | M-8           | Anillo                         | M-10          | Arandela, Empuje, 16,5mm  | M-13          | Base, Luz Trasera            | C-25          |
| Abrazadera, Cable Embrague        | C-28          | Anillo, Carcasa Filtro de Aire | C-13          | Arandela, Empuje, 24x10   | C-20          | Bastidor                     | C-28          |
| Abrazadera, Cable Velocímetro     | C-8           | Anillo, Carcasa Filtro de Aire | C-15          | Arandela, Empuje, 24x13   | C-20          | Batería (YB7B-B YUASA)       | C-26          |
| Aislador, Carburador              | M-1           | Anillo, Cubierta Lateral       | C-1           | Arandela, Empuje, 24x13   | C-20          | Bobina, Encendido            | C-27          |
| Ajustador, Cadena                 | C-21          | Anillo, Pistón                 | C-8           | Arandela, Engranaje       |               | Bocina                       | C-27          |
| Alicates, 135                     | C-29          | Anillo, Refuerzo               | C-8           | Velocímetro               | C-10          | Bolsa, Herramientas, 160mm   | C-29          |
| Amortiguador A, Guardafango       |               | Arandela A, Estriada, 20mm     | M-13          | Arandela, Especial, 6mm   | C-25          | Brazo Oscilante Amortiguador | C-22          |
| Trasero                           | C-16          | Arandela Anillo Tórico         |               | Arandela, Especial, 8mm   |               | Brazo, Freno Trasero         | C-11          |
| Anillo Limitador, Sello de Aceite | C-8           | Juego A                        | MOP-1         | (SHOWA)                   | C-8           | Buje A, Carcasa Filtro Aire  | C-16          |
| Anillo Tórico                     | C-13          | Arandela Anillo Tórico         |               | Arandela, Fijación Tanque | C-13          | Buje B, Brazo Amortiguador   | C-22          |
| Anillo Tórico, 1,3x4,3            | M-15          | Juego B                        | MOP-2         | Arandela, Filtro de Aire  | C-16          | Buje, 16,5x19,5x9            | M-13          |
| Anillo Tórico, 1,5x9,5            | M-3           | Arandela B, Estriada, 20mm     | M-6           | Arandela, Perno Aceite    | C-4           | Buje, 20x23x9                | M-13          |
| Anillo Tórico, 1,5x9,5            | MOP-1         | Arandela Caucho, Carenado      |               | Arandela, Placa Acero     | M-10          | Buje, Amortiguador Rueda     |               |
| Anillo Tórico, 10,5x1,5           | M-1           | Asiento                        | C-15          | Arandela, Plana, 3mm      | C-29          | Trasera                      | C-12          |
| Anillo Tórico, 13,8x2,5           | M-8           | Arandela de Sellado, 6mm       | M-3           | Arandela, Plana, 6mm      | C-17          | Buje, Corredera              | C-8           |
| Anillo Tórico, 13,8x2,5           | MOP-2         | Arandela de Sellado, 6mm       | MOP-1         | Arandela, Plana, 6mm      | C-19          | Buje, Fijación de Radiador   | C-23          |
| Anillo Tórico, 18x3               | M-5           | Arandela de Sellado, 8mm       | M-1           | Arandela, Plana, 6mm      | C-2           | Buje, Fijación               | C-23          |
| Anillo Tórico, 18x3               | MOP-2         | Arandela de Sellado, 8mm       | MOP-1         | Arandela, Plana, 8mm      | M-1           | Buje, Fijación               | C-24          |
| Anillo Tórico, 24,4x3,1 (ARAI)    | M-10          | Arandela, 10mm                 | C-28          | Arandela, Plana, 8mm      | C-19          | Buje, Guía                   | C-8           |
| Anillo Tórico, 24,4x3,1 (ARAI)    | MOP-2         | Arandela, 10x24                | M-9           | Arandela, Plana, 8mm      | C-21          | Buje, Pivote Empuje          | C-21          |
| Anillo Tórico, 27,4x2,4 (ARAI)    | M-8           | Arandela, 16mm                 | M-6           | Arandela, Plana, 8mm      | C-23          | Bujía, Encendido (DP7EA-9)   |               |
| Anillo Tórico, 27,4x2,4           | MOP-2         | Arandela, 16mm                 | M-7           | Arandela, Presión, 3mm    | C-3           | (NGK)                        | M-1           |
| Anillo Tórico, 27,7x3,5           | C-8           | Arandela, 6,5x20               | C-7           | Arandela, Presión, 6mm    | C-26          | Bujía, Encendido (DP8EA-9)   |               |
| Anillo Tórico, 33,5x3,0           | M-1           | Arandela, 6mm                  | C-13          | Árbol de Levas            | M-2           | (NGK)                        | M-1           |
| Anillo Tórico, 33,5x3,0           | MOP-1         | Arandela, 6mm                  | M-14          | Asiento, Doble            | C-14          | Bujía, Encendido (X22EP-U9)  |               |
| Anillo Tórico, 35x3 (ARAI)        | M-11          | Arandela, 6x20                 | C-21          | Asiento, Excéntrica Freno |               | (DENSO)                      | M-1           |
| Anillo Tórico, 35x3               | M-1           | Arandela, 6x20                 | C-29          | Trasero                   | C-11          | Bujía, Encendido (X24EP-U9)  |               |
| Anillo Tórico, 35x3               | MOP-1         | Arandela, 6x9                  | C-21          | Asiento, Exterior Resorte |               | (DENSO)                      | M-1           |
| Anillo Tórico, 35x3               | MOP-2         | Arandela, 6x9                  | C-29          | Válvula                   | M-2           | Bujía, Encendido (X24EP-U9)  |               |
| Anillo Tórico, 4x2                | M-10          | Arandela, 8mm                  | M-3           | Asiento, Interior Resorte |               | (DENSO)                      | M-1           |
| Anillo Tórico, 63x3               | M-8           | Arandela, Ajuste Payo de Luz   | C-1           | Válvula                   | M-2           |                              |               |
| Anillo Tórico, 63x3               | MOP-2         | Arandela, B de Empuje, 20mm    | M-13          | Asiento, Resorte          | C-8           | <b>C</b>                     |               |
| Anillo Tórico, 75x2,5             | M-1           | Arandela, Cojín de Manubrio    | C-5           |                           |               | Cable A, Acelerador          | C-3           |
| Anillo Tórico, 75x2,5             | MOP-1         | Arandela, Columna de Dirección | C-5           |                           |               | Cable B, Acelerador          | C-3           |
| Anillo Tórico, 7x1,7              | M-9           | Arandela, Corredera Cadena     |               |                           |               | Cable, Embrague              | C-3           |
|                                   |               | Levas                          | C-21          |                           |               | Cable, Estrangulador         | C-3           |
|                                   |               | Arandela, Descansapie Trasero  | C-19          |                           |               |                              |               |

# ÍNDICE DEL NOMBRE DE LAS PIEZAS

| Nombre de la Pieza   | Nº del Bloque | Nombre de la Pieza                          | Nº del Bloque | Nombre de la Pieza                          | Nº del Bloque | Nombre de la Pieza                   | Nº del Bloque |
|--|---------------|---|---------------|---|---------------|--------------------------------------|---------------|
| Cable, Llave Hex., 120mm   | C-29          | Cojinete, Pivote Brazo Oscilante (Thompson) | C-21          | Collarín, Distanciador Motor Der.           | C-28          | Cubierta, Engranaje Bomba de Aceite  | M-7           |
| Cable, Motor de Arranque   | M-10          | Cojinete, Radial de Bolas, 16003            | M-6           | Collarín, Distanciador Motor Izq.           | C-28          | Cubierta, Engranaje Reducción        | M-8           |
| Cable, Relé Batería  | C-26          | Cojinete, Radial de Bolas, 28x72x18         | M-12          | Collarín, Distanciador Rueda Trasera        | C-12          | Cubierta, Goma                       | C-1           |
| Cable, Tierra Batería  | C-26          | Cojinete, Radial de Bolas, 6004             | M-13          | Collarín, Engranaje Impulsado Arranque      | M-10          | Cubierta, Lateral Derecha (WL)       | C-15          |
| Cableado, Principal  | C-27          | Cojinete, Radial de Bolas, 6202U (NACHI)    | C-10          | Collarín, Espaciador Rueda Delantera        | C-10          | Cubierta, Lateral Derecha            | M-5           |
| Cadena de Levas (102E)   | M-3           | Cojinete, Radial de Bolas, 6202U (NSK)      | C-10          | Collarín, Fijación Cubierta                 | C-15          | Cubierta, Lateral Izquierda (WL)     | C-15          |
| Cadena de Transmisión (DAIDO) (DID520V-120ZB) (Elos Padrón 108E) | C-21          | Cojinete, Radial de Bolas, 6202U            | C-10          | Collarín, Fijación Cubierta                 | C-16          | Cubierta, Lateral Izquierda          | M-8           |
| Caja, Cadena de Transmisión                                      | C-21          | Cojinete, Radial de Bolas, 6203U (NACHI)    | C-12          | Collarín, Fijación de Traba                 | C-16          | Cubierta, Palanca Izquierda          | C-3           |
| Caja, Herramientas   | C-29          | Cojinete, Radial de Bolas, 6203U (NSK)      | C-12          | Collarín, Fijación Goma Caballete           | C-20          | Cubierta, Terminal Batería           | C-26          |
| Caja, Inferior Derecha   | C-8           | Cojinete, Radial de Bolas, 6203U            | C-12          | Collarín, Fijación Guardafango              | C-7           | Cubierta, Terminal Motor de Arranque | M-10          |
| Caja, Inferior Izquierda   | C-8           | Cojinete, Radial de Bolas, 6204             | M-13          | Collarín, Fijación Lateral                  | C-1           | Cubierta, Trasera Izquierda          |               |
| Canal de Aceite  | M-7           | Cojinete, Radial de Bolas, 6207             | M-12          | Collarín, Fijación Luz Intermitente Trasera | C-23          | Carcasa del Motor                    | M-8           |
| Carcasa del Motor, Derecha                                       | M-11          | Cojinete, Radial de Bolas, 6303U (NACHI)    | C-12          | Collarín, Horquilla Central Trasera         | C-21          | Cubretablero, Der. Faro              | C-1           |
| Carcasa del Motor, Izquierda                                     | M-11          | Cojinete, Radial de Bolas, 6303U (NSK)      | C-12          | Collarín, Lateral Rueda Trasera             | C-12          | Cubretablero, Izq. Faro              | C-1           |
| Carcasa Inferior, Acelerador                                     | C-3           | Cojinete, Radial de Bolas, 6303U            | C-12          | Collarín, Protector Cadena                  | C-21          | Cuerpo, Bomba de Aceite              | M-7           |
| Carcasa Superior, Acelerador                                     | C-3           | Cojinete, Radial de Bolas, 6303U            | C-12          | Collarín, Rueda Delantera                   | C-10          | Cuerpo, Llave                        | C-29          |
| Centro, Embrague   | M-6           | Cojinete, Radial de Bolas, 6303U            | C-12          | Conducto, Admisión Filtro de Aire           | C-16          | <b>D</b>                             |               |
| Chaveta, Válvula   | M-2           | Collarín A, Brazo Amortiguador              | C-22          | Contacto, Interruptor Punto Muerto          | M-9           | Descansapie Trasero                  | C-19          |
| Cigüeñal   | M-12          | Collarín C                                  | C-25          | Corona, Transmisión (42D)                   | C-12          | Descansapie, Derecho                 | C-19          |
| Cilindro Maestro, Juego  | C-4           | Collarín, 19x6,2x13,5                       | C-14          | Corredera Inferior Cadena                   |               | Descansapie, Izquierdo               | C-19          |
| Cilindro   | M-4           | Collarín, 6,5x4                             | C-19          | Levas                                       | C-21          | Destornillador 1 (+)                 | C-29          |
| Cilindro, Horquilla Delantera (SHOWA)                            | C-8           | Collarín, 6x4                               | C-3           | Corredera, Cable de Acelerador              | C-3           | Destornillador 3 (-)                 | C-29          |
| Cofia Horquilla Delantera  | C-8           | Collarín, 6x4                               | C-4           | Corredera, Cadena                           | C-21          | Diafragma                            | C-4           |
| Cofia, Buje (NISSIN)   | C-9           | Collarín, 9x6,2x13,5                        | C-25          | Cubierta A, Magnético Arranque              | M-10          | Disco, Freno Delantero               | C-10          |
| Cojín, Tanque Combustible Delantero                              | C-13          | Collarín, Brazo Oscilante Amortiguador      | C-22          | Cubierta B, Interruptor Magnético           | C-26          | Disco, Fricción Embrague             | M-6           |
| Cojín, Unidad C.D.I.   | C-27          | Collarín, Carcasa Filtro de Aire            | C-16          | Cubierta, Cable de Acelerador               | C-3           | <b>E</b>                             |               |
| Cojinete, Agujas, 16x22x19 (NSK)                                 | C-22          | Collarín, Cola de Carter de Cadena          | C-23          | Cubierta, Culata Izquierda                  | M-1           | Eje Principal, Transmisión (13D)     | M-13          |
| Cojinete, Agujas, 16x22x19 (NTN)                                 | C-22          |   |               |   |               | Eje Secundario, Transmisión          | M-13          |
| Cojinete, Brazo Amortiguador (NTN)                               | C-22          |   |               |   |               | Eje, Balancín de Válvula             | M-2           |
| Cojinete, Columna de Dirección (NTN)                             | C-6           |   |               |   |               | Eje, Bomba de Aceite                 | M-7           |
| Cojinete, Pivote Brazo Oscilante (NTN)                           | C-21          |   |               |   |               | Eje, Cambio Velocidades              | M-14          |
|  |               |   |               |   |               | Eje, Engranaje de Ralentí            | M-10          |
|  |               |   |               |   |               | Eje, Engranaje Reducción             | M-10          |



## ÍNDICE DEL NOMBRE DE LAS PIEZAS

| Nombre de la Pieza                      | Nº del Bloque | Nombre de la Pieza                           | Nº del Bloque | Nombre de la Pieza                             | Nº del Bloque | Nombre de la Pieza                              | Nº del Bloque |
|---|---------------|--|---------------|--|---------------|---|---------------|
| Eje, Guía Horquilla Cambio Velocidades  | M-14          | Empaquetadura, Escape                        | C-17          | Ens. Caja, Engranaje Velocímetro               | C-10          | Ens. Pedal, Cambio                              | C-18          |
| Eje, Pivote Freno Trasero               | C-18          | Empaquetadura, Escape                        | MOP-1         | Ens. Caliper Freno, Delantero Izquierdo        | C-9           | Ens. Rectificador, Regulador                    | C-27          |
| Eje, Rueda Delantera                    | C-10          | Empaquetadura, Lentes                        | C-24          | Ens. Carburador (PD9AE A)                      | M-15          | Ens. Rectificador, Silicio (Shindengen)         | C-27          |
| Eje, Rueda Trasera                      | C-11          | Empaquetadura, Protector de Aceite           | C-17          | Ens. Carcasa Secundaria, Filtro de Aire        | M-15          | Ens. Rueda Delantera                            | C-10          |
| Elemento A, Filtro de Aire              | C-16          | Empaquetadura, Tapa Filtro de Aceite         | M-7           | Ens. Cilindro Maestro, Delantero               | C-16          | Ens. Secundario de Cubo Tras.                   | C-12          |
| Embrague, Una Vía Arranque              | M-9           | Empaquetadura, Tapa Filtro de Aceite         | MOP-2         | Ens. Columna de Dirección                      | C-4           | Ens. Soporte, Fusible                           | C-26          |
| Empaquetadura, Accionador Tensionador   | M-3           | Empaquetadura, Taza de Filtro de Combustible | C-13          | Ens. Culata, Cilindro                          | C-6           | Ens. Soporte, Porta Casco                       | C-28          |
| Empaquetadura, Accionador Tensionador   | MOP-1         | Empaquetadura, Tubo Escape                   | C-17          | Ens. de Barra, Caballete Lateral               | M-1           | Ens. Tapa, Supresor Ruidos                      | C-27          |
| Empaquetadura, Base Generador Pulso     | M-1           | Empaquetadura, Tubo Escape                   | MOP-1         | Ens. de Faro (12V 35/35W)                      | C-20          | Espaciador, Interruptor Punto Muerto            | M-9           |
| Empaquetadura, Base Generador Pulso     | M-1           | Empuñadura, Acelerador                       | C-3           | Ens. de Luz Intermitente Del. Der. (12V/10W)   | C-1           | Espaciador, Piñón                               | C-12          |
| Empaquetadura, Base Luz Trasera         | C-25          | Empuñadura, Derecha Trasera                  | C-23          | Ens. de Luz Intermitente Del. Izq. (12V/10W)   | C-24          | Espaciador, Suspensión del Motor                | C-28          |
| Empaquetadura, Base Luz Trasera         | C-25          | Empuñadura, Izquierda                        | C-3           | Ens. de Luz Intermitente Del. Izq. (12V/10W)   | C-24          | Espárrago, 6x25                                 | C-8           |
| Empaquetadura, Bomba de Aceite          | M-7           | Engranaje, Mandado Arranque (56D)            | M-10          | Ens. de Luz Intermitente, Tras. Der. (12V/10W) | C-24          | Espárrago, 7x29                                 | M-1           |
| Empaquetadura, Bomba de Aceite          | MOP-2         | Engranaje, Mando de Bomba de Aceite (34D)    | M-7           | Ens. de Luz Intermitente, Tras. Izq. (12V/10W) | C-24          | Espejo Retrovisor                               | C-3           |
| Empaquetadura, Carcasa del Motor        | M-11          | Engranaje, Mando Primario (22D)              | M-7           | Ens. de Luz Intermitente, Tras. Izq. (12V/10W) | C-24          | Espiga, Junción Descansapie                     | C-19          |
| Empaquetadura, Carcasa del Motor        | MOP-2         | Engranaje, Principal 2ª (18D)                | M-13          | Ens. de Tuerca, Dirección                      | C-6           | Espiga, Resorte, 2x14                           | C-29          |
| Empaquetadura, Cilindro                 | M-4           | Engranaje, Principal 3º (19D)                | M-13          | Ens. Generador                                 | C-6           | Espiga, Resorte, 3x10                           | M-5           |
| Empaquetadura, Cilindro                 | MOP-1         | Engranaje, Principal 4ª (22D)                | M-13          | Ens. Generador, Pulso (Tec)                    | M-9           | Espiga, Traba, 8mm                              | M-7           |
| Empaquetadura, Cubeta Flotador          | M-15          | Engranaje, Principal 5ª (27D)                | M-13          | Ens. Grifo, Combustible                        | M-9           | Estator   | M-9           |
| Empaquetadura, Cubierta Izquierda       | M-8           | Engranaje, Principal 5ª (27D)                | M-13          | Ens. Horquilla, Delantera Derecha (SHOWA)      | C-13          | Etiqueta, Ajustador Cadena                      | C-30          |
| Empaquetadura, Cubierta Izquierda       | MOP-2         | Engranaje, Ralentí (14D/16D)                 | M-10          | Ens. Horquilla, Delantera Izquierda (SHOWA)    | C-8           | Etiqueta, Batería                               | C-30          |
| Empaquetadura, Cubierta Lateral Derecha | M-5           | Engranaje, Reducción (61D/18D)               | M-10          | Ens. Interruptor, Corte de Encendido           | C-8           | Etiqueta, Cadena de Transmisión                 | C-30          |
| Empaquetadura, Cubierta Lateral Derecha | MOP-2         | Engranaje, Secundario 1ª (36D)               | M-13          | Ens. Interruptor, Embrague                     | C-3           | Etiqueta, Neumático                             | C-30          |
| Empaquetadura, Culata                   | M-1           | Engranaje, Secundario 2ª (31D)               | M-13          | Ens. Interruptor, Freno Delantero              | C-3           | Etiqueta, Transmisión C (Inglés/Francés/Alemán) | C-30          |
| Empaquetadura, Culata                   | MOP-1         | Engranaje, Secundario 3ª (24D)               | M-13          | Ens. Interruptor, Freno Trasero                | C-4           | Excéntrica, Cambio Velocidades                  | M-14          |
|   |               | Engranaje, Secundario 4ª (22D)               | M-13          | Ens. Interruptor, Luz Intermitente             | C-4           | Excéntrica, Freno Trasero                       | C-11          |
|   |               | Engranaje, Secundario 5ª (23D)               | M-13          | Ens. Motor de Arranque (MITSUBA)               | C-3           | Exterior Embrague                               | M-6           |
|   |               | Engranaje, Velocímetro                       | C-10          |  |               |   |               |
|   |               | Ens. Accionador, Tensionador                 | M-3           |  |               | <b>F</b>  |               |
|   |               | Ens. Amortiguador, Trasero                   | C-22          |  |               | Fijador Izquierdo, Soporte Palanca              | C-3           |
|   |               | Ens. Bomba de Aceite                         | M-7           |  |               | Filtro, Taza                                    | C-13          |
|   |               | Ens. Cable, Velocímetro                      | C-2           |  |               |   |               |

# ÍNDICE DEL NOMBRE DE LAS PIEZAS

| Nombre de la Pieza                      | Nº del Bloque | Nombre de la Pieza                              | Nº del Bloque | Nombre de la Pieza                  | Nº del Bloque | Nombre de la Pieza  | Nº del Bloque |
|---|---------------|---|---------------|-------------------------------------|---------------|---|---------------|
| Fita Adesiva, Protector Tanque          | C-13          | Goma, Tanque de Combustible Trasero             | C-13          | <b>I</b>                            |               | Juego Zapata, Freno Delantero                             | C-9           |
| Franja, Cubierta Lateral Derecha        | C-31          | Grapa Circular, Exterior, 12mm                  | M-14          | Indicador, Freno Trasero            | C-11          | Juego Zapata, Freno                                       | C-11          |
| Franja, Cubierta Lateral Izquierda      | C-31          | Grapa Circular, Exterior, 14mm                  | M-14          | Interruptor, Encendido & Traba      | C-5           | Junción B, Brazo Freno                                    | C-18          |
| Franja, Derecha Carenado                | C-31          | Grapa Circular, Exterior, 63mm                  | C-12          | Interruptor, Magnético              |               | Junción, Cadena de Transmisión (DAIDO)                    | C-21          |
| Franja, HONDA                           | C-31          | Grapa, Circular                                 | C-4           | Arranque                            | C-26          | Junción, Tres Vías de Respirador                          | C-16          |
| Franja, Izquierda Carenado              | C-31          | Guardafango, Delantero                          | C-7           | <b>J</b>                            |               |   |               |
| Fusible (15A)                           | C-26          | Guardafango, Trasero                            | C-23          | Juego Agujas, Surtidor              | M-15          |   |               |
| <b>G</b>                                |               | Guardapolvo                                     | C-4           | Juego Anillo de Ajuste, 20mm        | M-13          | Lámpara (12V/5W) (Stanley)                                | C-25          |
| Goma A, Fijación Guardafango Tras.      | C-14          | Guardapolvo                                     | C-8           | Juego Anillo, Horquilla Delantera   | C-8           | Lámpara, Base de Cuna (T10) (12V 3,4W) (Nippon Seiki)     | C-2           |
| Goma A, Fijación Guardafango Tras.      | C-23          | Guardapolvo, 16x23x3,5                          | C-22          | Juego Anillo, Pistón (0,25) (RIKEN) | M-12          | Lámpara, Base de Cuna (T10) (12V/1,7W) (Stanley)          | C-2           |
| Goma B, Fijación Asiento                | C-14          | Guardapolvo, 17x20x2,5                          | C-18          | Juego Anillo, Pistón (0,50) (RIKEN) | M-12          | Lámpara, Faro (12V 35/35W)                                | C-1           |
| Goma                                    | C-26          | Guardapolvo, 30x47x8 (ARAI)                     | C-12          | Juego Anillo, Pistón (STD.) (RIKEN) | M-12          | Lámpara, Luz Intermitente (12V/10W) (Stanley)             | C-24          |
| Goma, Caballete                         | C-20          | Guardapolvo, 40x50x5 (NOK)                      | C-10          | Juego Anillo, Pistón                | C-9           | Lámpara, Luz Intermitente (12V/10W)                       | C-24          |
| Goma, Cojín de Guardafango Tras.        | C-1           | Guardapolvo, Columna de Dirección (ARAI)        | C-6           | Juego Brazo Oscilante, Trasero      | C-21          | Lámpara, Luz Trasera & Luz de Freno (Stanley) (12V 21/5W) | C-25          |
| Goma, Cojín de Manubrio                 | C-5           | Guardapolvo, Excéntrica del Freno Trasero (NOK) | C-11          | Juego Brazo, Amortiguador           | C-22          | Lentes, Luz Intermitente                                  | C-24          |
| Goma, Cubierta Lateral                  | C-17          | Guía de Cable Interno                           | C-5           | Juego Brazo, Articulación           | M-15          | Lentes, Luz Trasera                                       | C-25          |
| Goma, Descansapie Trasero               | C-19          | Guía de Cable Interno                           | C-6           | Juego Carenado, Derecho (WL)        | C-13          | Limitador, Cuerpo de Llave                                | C-29          |
| Goma, Descansapie                       | C-19          | Guía Inferior, Manguera Freno                   | C-5           | Juego Carenado, Izquierdo (WL)      | C-13          | Llanta, Rueda Delantera                                   | C-10          |
| Goma, Elemento                          | C-16          | Guía Superior, Manguera Freno                   | C-6           | Juego Cubeta, Flotador              | M-15          | Llanta, Rueda Trasera                                     | C-12          |
| Goma, Fijación Luz Intermitente Trasera | C-23          | Guía, Aire                                      | C-13          | Juego de Articulación               | M-15          | Llave (Tipo 1)  |               |
| Goma, Fijación Luz Trasera              | C-25          | Guía, Alambre Generador A.C.                    | M-9           | Juego Diafragma, Bomba              | M-15          | (Llave No. AXX/BXX)                                       | C-5           |
| Goma, Fijación Trasera                  | M-8           | Guía, Cable Velocímetro                         | C-6           | Juego Empaquetadura A               | MOP-1         | Llave (Tipo 2)  |               |
| Goma, Fijación Velocímetro              | C-14          | Guía, Cadena de Levas                           | M-3           | Juego Empaquetadura B               | MOP-2         | (Llave No. CXX/DXX)                                       | C-5           |
| Goma, Fijación Velocímetro              | C-2           | Guía, Carcasa Externa Embrague                  | M-6           | Juego Flotador                      | M-15          | Llave Fija, 10x12   | C-29          |
| Goma, Fijación                          | C-23          | Guía, Valvula de Admisión (O.S.)                | M-1           | Juego Llaves                        | C-5           | Llave Fija, 14x17   | C-29          |
| Goma, Luz Intermitente                  | C-24          | Guía, Valvula de Escape (O.S.)                  | M-1           | Juego Soporte, Escobilla            | M-10          | Llave Hex., 24mm  | C-29          |
| Goma, Luz Trasera                       | C-25          | <b>H</b>  |               | Juego Superior                      | M-15          | Llave, Caja (8mm)   | C-29          |
| Goma, Pedal Cambio                      | C-18          | Horquilla, Cambio Velocidades Central           | M-14          | Juego Tanque, Combustible           | C-13          | Llave, Caja (P18)   | C-29          |
| Goma, Sello de Aceite                   | M-1           | Horquilla, Cambio Velocidades Derecha           | M-14          | Juego Taza, Filtro Combustible      | C-13          | Llave, Woodruff, 25x14                                    | M-7           |
| Goma, Sello de Faro                     | C-1           | Horquilla, Cambio Velocidades Izquierda         | M-14          | Juego Tornillo B                    | M-15          | Llave, Woodruff, 4mm                                      | M-12          |
|   |               |   |               | Juego Tornillo                      | M-15          |   |               |
|   |               |   |               | Juego Válvula, Corte de Aire        | M-15          |   |               |



## ÍNDICE DEL NOMBRE DE LAS PIEZAS

| Nombre de la Pieza                       | Nº del Bloque | Nombre de la Pieza                               | Nº del Bloque | Nombre de la Pieza          | Nº del Bloque | Nombre de la Pieza                 | Nº del Bloque |
|--|---------------|--|---------------|-----------------------------|---------------|------------------------------------|---------------|
| <b>M</b>                                 |               | Pasador, Suspensor                               | C-9           | Perno, Reborde, 10x53       | C-22          | Perno, Reborde, 6x40               | M-5           |
| Manguera, Freno Delantero                | C-4           | Pedal Comp., Freno                               | C-18          | Perno, Reborde, 10x65       | C-22          | Perno, Reborde, 6x40               | M-8           |
| Marca B de Cubierta Lateral Der.         | C-31          | Perno A, Cilindro                                | M-11          | Perno, Reborde, 10x65       | C-28          | Perno, Reborde, 6x50               | M-11          |
| Marca B de Cubierta Lateral Izq.         | C-31          | Perno A, Descansapie Trasero                     | C-19          | Perno, Reborde, 10x76       | C-22          | Perno, Reborde, 6x50               | M-5           |
| Maza, Rueda Delantera                    | C-10          | Perno A, Espiga                                  | C-9           | Perno, Reborde, 6x10        | C-13          | Perno, Reborde, 6x50               | M-8           |
| Medidor, Nivel Aceite                    | M-5           | Perno B, Cilindro                                | M-11          | Perno, Reborde, 6x10        | C-21          | Perno, Reborde, 6x60 (SH)          | M-11          |
| <b>N</b>                                 |               | Perno de Guía, 10x14                             | M-11          | Perno, Reborde, 6x10        | C-26          | Perno, Reborde, 6x60               | M-10          |
| Neumático, Delantero (Pirelli) (2,75-21) | C-10          | Perno de Guía, 10x14                             | M-8           | Perno, Reborde, 6x10        | C-27          | Perno, Reborde, 6x60               | M-8           |
| Neumático, Trasero (Pirelli) (4,10-18)   | C-12          | Perno de Guía, 10x20                             | M-4           | Perno, Reborde, 6x10        | C-5           | Perno, Reborde, 6x70               | M-8           |
| <b>O</b>                                 |               | Perno de Guía, 8x14                              | M-1           | Perno, Reborde, 6x10        | M-3           | Perno, Reborde, 8x14               | C-14          |
| Obturador, Tambor Cambio Velocidades     | M-14          | Perno de Guía, 8x14                              | M-5           | Perno, Reborde, 6x12        | C-13          | Perno, Reborde, 8x14               | C-28          |
| <b>P</b>                                 |               | Perno de Sujeción, Rotor                         | M-9           | Perno, Reborde, 6x12        | C-17          | Perno, Reborde, 8x16               | C-23          |
| Palanca, Embrague                        | M-5           | Perno, Aceite, 10x22                             | C-4           | Perno, Reborde, 6x12        | C-27          | Perno, Reborde, 8x18               | C-19          |
| Palanca, Tubo de Manubrio Derecha        | C-4           | Perno, Ajuste Cable                              | C-3           | Perno, Reborde, 6x12        | C-29          | Perno, Reborde, 8x20               | C-17          |
| Palanca, Tubo de Manubrio Izquierda      | C-3           | Perno, Allen, 6x16                               | M-3           | Perno, Reborde, 6x12        | C-6           | Perno, Reborde, 8x26               | C-18          |
| Panel, Freno Trasero                     | C-11          | Perno, Disco, 6x17 (DAIDO)                       | C-10          | Perno, Reborde, 6x12        | C-8           | Perno, Reborde, 8x32               | C-17          |
| Pasador de la Empaquetadura C            | C-18          | Perno, Disco, 6x17 (SAGA)                        | C-10          | Perno, Reborde, 6x12        | M-3           | Perno, Reborde, 8x36               | C-5           |
| Pasador Hendido, 2,0x15                  | C-19          | Perno, Disco, 6x17                               | C-10          | Perno, Reborde, 6x14        | C-19          | Perno, Reborde, 8x40               | C-23          |
| Pasador Hendido, 2,0x15                  | C-21          | Perno, Especial, 6x20                            | C-15          | Perno, Reborde, 6x14        | M-8           | Perno, Reborde, 8x40               | C-9           |
| Pasador Hendido, 3,0x45                  | C-29          | Perno, Espiga                                    | C-9           | Perno, Reborde, 6x16        | C-13          | Perno, Reborde, 8x45               | C-23          |
| Pasador, Hendido, 1,6x15                 | C-19          | Perno, Fijación Piñón                            | C-12          | Perno, Reborde, 6x16        | C-16          | Perno, Reborde, 8x45               | C-5           |
| Pasador, Hendido, 2,0x12                 | C-18          | Perno, Fijación                                  | M-10          | Perno, Reborde, 6x16        | C-2           | Perno, Reborde, 8x45               | C-6           |
| Pasador, Pistón                          | M-12          | Perno, Hex., 10x215                              | C-28          | Perno, Reborde, 6x18        | C-1           | Perno, Reborde, 8x60               | C-28          |
|  |               | Perno, Hex., 10x94                               | C-22          | Perno, Reborde, 6x20        | C-16          | Perno, Reborde, 8x65               | C-28          |
|  |               | Perno, Hex., 5x20                                | M-7           | Perno, Reborde, 6x20        | C-18          | Perno, Reborde, 8x85               | C-28          |
|  |               | Perno, Hex., 6x10                                | M-13          | Perno, Reborde, 6x20        | C-21          | Perno, Una Vía, 8mm                | C-5           |
|  |               | Perno, Hex., 6x25                                | C-18          | Perno, Reborde, 6x20        | C-27          | Piñón (13D)                        | M-13          |
|  |               | Perno, Hex., 6x25                                | M-14          | Perno, Reborde, 6x20        | M-1           | Piñón Dentado (34D)                | M-3           |
|  |               | Perno, Horquilla Delantera                       | C-8           | Perno, Reborde, 6x20        | M-8           | Pistón (0,25)                      | M-12          |
|  |               | Perno, Hueco, 6x20                               | C-16          | Perno, Reborde, 6x22        | C-25          | Pistón (0,50)                      | M-12          |
|  |               | Perno, Palanca                                   | C-3           | Perno, Reborde, 6x22        | C-4           | Pistón (STD.)                      | M-12          |
|  |               | Perno, Palanca                                   | C-4           | Perno, Reborde, 6x25        | C-20          | Pistón                             | C-9           |
|  |               | Perno, Pivote del Tensionador de Cadena de Levas | M-3           | Perno, Reborde, 6x25        | C-23          | Pivote, Obturador Tambor Cambio    | M-14          |
|  |               | Perno, Pivote Horquilla Trasera                  | C-21          | Perno, Reborde, 6x25        | C-7           | Placa A2, Fijación                 | M-13          |
|  |               | Perno, Reborde Especial, 6x22                    | M-6           | Perno, Reborde, 6x25        | M-8           | Placa de Sujeción, Eje de Balancín | M-2           |
|  |               | Perno, Reborde, 10x113                           | C-28          | Perno, Reborde, 6x32        | M-10          | Placa, Accionador Embrague         | M-6           |
|  |               | Perno, Reborde, 10x16                            | C-17          | Perno, Reborde, 6x32        | M-9           | Placa, Bomba de Aceite             | M-7           |
|  |               | Perno, Reborde, 10x45                            | C-6           | Perno, Reborde, 6x35 (NSHF) | M-1           |                                    |               |
|  |               |  |               | Perno, Reborde, 6x35        | C-11          |                                    |               |

# ÍNDICE DEL NOMBRE DE LAS PIEZAS

| Nombre de la Pieza                                | Nº del Bloque | Nombre de la Pieza                            | Nº del Bloque | Nombre de la Pieza                  | Nº del Bloque | Nombre de la Pieza                            | Nº del Bloque |
|---|---------------|---|---------------|-------------------------------------|---------------|---|---------------|
| Placa, Cambio Velocidades                         | M-14          | Protector, Palanca Izquierda                  | C-3           | Resorte, Rebote Horquilla           |               | Separador                                     | C-4           |
| Placa, Delantera de Suspensión del Motor          | C-28          | Protector, Silenciador                        | C-17          | Delantera                           | C-8           | Silenciador                                   | C-17          |
| Placa, Diafragma                                  | C-4           | Protector, Tubo Escape                        | C-17          | Resorte, Retorno Cambio Velocidades | M-14          | Soporte Caliper Delantero Izquierdo           | C-9           |
| Placa, Embrague                                   | M-6           | Protetor, Neumático (Pirelli) (1,40-21)       | C-10          | Resorte, Retorno Descansapie        | C-19          | Soporte Inferior, Visera Del.                 | C-6           |
| Placa, Fijación Cojinete                          | M-13          | Protetor, Neumático (Pirelli) (1,85-18)       | C-12          | Resorte, Tamiz del Filtro de Aceite | M-11          | Soporte                                       | M-15          |
| Placa, Fijación de Cadena de Levas                | M-3           | Puente, Superior Horquilla                    | C-5           | Resorte, Zapata de Freno (NK)       | C-11          | Soporte, Asiento                              | C-14          |
| Placa, Fijación Goma Descansapié                  | C-19          |   |               | Retén de Aceite, 12x22x5 (ARAI)     | M-5           | Soporte, Cable de Embrague                    | M-11          |
| Placa, Fijación Protector                         | C-3           | <b>R</b>                                      |               | Retén de Aceite, 14x28x7 (ARAI)     | M-11          | Soporte, Carenado Inferior                    | C-13          |
| Placa, Presión Embrague                           | M-6           | Rayo A, Delantero (Interior)                  | C-10          | Retén de Aceite, 16,5x25x5 (ARAI)   | C-22          | Soporte, Cilindro Maestro                     | C-4           |
| Placa, Superior Derecha de Suspensión del Motor   | C-28          | Rayo A, Trasero (Interior)                    | C-12          | Retén de Aceite, 16,5x25x5 (NOK)    | C-22          | Soporte, Derecho Caja Faro                    | C-5           |
| Placa, Superior Izquierda de Suspensión del Motor | C-28          | Rayo B, Delantero (Exterior)                  | C-10          | Retén de Aceite, 20x34x7 (ARAI)     | M-13          | Soporte, Descansapie Trasero Derecho          | C-19          |
| Portalámpara                                      | C-2           | Rayo B, Trasero (Exterior)                    | C-12          | Retén de Aceite, 21x37x7 (ARAI)     | C-10          | Soporte, Descansapie Trasero Izquierdo        | C-19          |
| Presilla A, Tubo Respiradero                      | C-16          | Relé, Luz Intermitente                        | C-27          | Retén de Aceite, 21x37x7 (NOK)      | C-10          | Soporte, Eje                                  | C-8           |
| Presilla B, Tubo Respiradero                      | C-16          | Resorte A, Horquilla Delantera (SHOWA)        | C-8           | Retén de Aceite, 21x37x7 (SABO)     | C-10          | Soporte, Elemento                             | C-16          |
| Presilla, Aislador                                | M-1           | Resorte A, Varilla Freno                      | C-18          | Retén de Aceite, 21x37x7 (ARAI)     | C-10          | Soporte, Estrangulador                        | C-3           |
| Presilla, Batería                                 | C-26          | Resorte B, Horquilla Delantera (SHOWA)        | C-8           | Retén de Aceite, 21x37x7 (NOK)      | C-10          | Soporte, Fijación Elemento                    | C-16          |
| Presilla, Cable                                   | C-3           | Resorte Pedal Freno                           | C-18          | Retén de Aceite, 21x37x7 (SABO)     | C-10          | Soporte, Fijación Espejo Retrovisor           | C-3           |
| Presilla, Cofia Horquilla Delantera               | C-8           | Resorte, Ajuste Payo de Luz                   | C-1           | Retén                               | C-9           | Soporte, Izquierdo Caja Faro                  | C-5           |
| Presilla, Cuerda de Alta Tensión                  | M-1           | Resorte, Caballete Lateral                    | C-20          | Retén, Caja Engranaje               | C-10          | Soporte, Luz Intermitente Delantera Derecha   | C-5           |
| Presilla, Pasador del Pistón, 15 mm               | M-12          | Resorte, Canal de Aceite                      | M-7           | Retén, Resorte Válvula              | M-2           | Soporte, Luz Intermitente Delantera Izquierda | C-5           |
| Presilla, Tubo (B10)                              | C-13          | Resorte, Embrague                             | M-6           | Rodillo, 4x10                       | M-14          | Soporte, Luz Intermitente Trasera Derecha     | C-23          |
| Presilla, Tubo (B6,5)                             | M-15          | Resorte, Escobilla                            | M-10          | Rotor, Exterior Bomba de Aceite     | M-7           | Soporte, Luz Intermitente Trasera Izquierda   | C-23          |
| Presilla, Tubo Conexión Filtro de Aire (52)       | C-16          | Resorte, Exterior de Válvula (Nippon Hatsujo) | M-2           | Rotor, Filtro de Aceite             | M-7           | Soporte, Luz Intermitente Manubrio: Inferior  | C-5           |
| Presilla, Tubo Conexión Filtro de Aire            | C-16          | Resorte, Interior de Válvula (Nippon Hatsujo) | M-2           | Rotor, Interior Bomba de Aceite     | M-7           | Soporte, Palanca Izquierda                    | C-3           |
| Presilla, Tubo Escape Izq.                        | C-17          | Resorte, Interruptor Freno                    | C-18          | Rotor, Interruptor Punto Muerto     | M-14          | Soporte, Placa de Numeros                     | C-25          |
| Presilla, Tubo Respiradero                        | C-16          | Resorte, Obturador Tambor Cambio              | M-14          | Rueda, Trasera                      | C-12          | Soporte, Superior                             | C-5           |
| Protector, Brazo Medio                            | C-18          | Resorte, Palanca Embrague                     | M-5           |                                     |               | Soporte, Surtidor Agujas                      | M-15          |
| Protector, Cadena                                 | C-21          | Resorte, Pastilla                             | C-9           | <b>S</b>                            |               | Soporte, Tanque Trasero                       | C-28          |
| Protector, Palanca Derecha                        | C-4           | Resorte, Placa Cambio Velocidades             | M-14          | Sello Vástago Válvula (ARAI)        | M-2           | Soporte, Velocímetro                          | C-2           |
|   |               |   |               | Sello, Aceite                       | C-8           | Sub-cuerda, Luz Intermitente Der.             | C-27          |
|   |               |   |               | Sello, Cubierta Filtro de Aire      | C-16          |   |               |

# ÍNDICE DEL NOMBRE DE LAS PIEZAS

| Nombre de la Pieza           | Nº del Bloque | Nombre de la Pieza               | Nº del Bloque | Nombre de la Pieza             | Nº del Bloque | Nombre de la Pieza               | Nº del Bloque |
|------------------------------|---------------|----------------------------------|---------------|--------------------------------|---------------|----------------------------------|---------------|
| Sub-cuerda, Luz Intermitente |               | Tornillo Arandela, 4x12          | C-4           | Tornillo, Phillips, 5x25       | C-16          | Tuerca, Hex., 5mm                | C-8           |
| Izq.                         | C-27          | Tornillo Arandela, 4x12          | M-15          | Tornillo, Phillips, 5x25       | M-1           | Tuerca, Hex., 6mm                | C-18          |
| Surtidor, Lento, #42         | M-15          | Tornillo Arandela, 4x14          | M-15          | Tornillo, Phillips, 5x28       | C-16          | Tuerca, Hex., 6mm                | C-26          |
| Surtidor, Principal, #115    | M-15          | Tornillo Arandela, 4x16          | M-15          | Tornillo, Phillips, 6x16       | M-2           | Tuerca, Hex., 8mm                | C-21          |
| Suspensión, Relé Luz         |               | Tornillo Arandela, 4x8           | C-10          | Tornillo, Phillips, 6x30       | M-7           | Tuerca, Reborde, 10mm            | C-17          |
| Intermitente (Mitsuba)       | C-27          | Tornillo Arandela, 4x8           | M-15          | Tornillo, Phillips, 6x6        | M-3           | Tuerca, Reborde, 10mm            | C-28          |
| <b>T</b>                     |               | Tornillo Arandela, 5x10          | C-3           | Tornillo, Pivote Caballete     |               | Tuerca, Reborde, 10mm            | C-3           |
|                              |               | Tornillo Arandela, 5x10          | M-15          | Lateral                        | C-20          | Tuerca, Reborde, 6mm             | C-14          |
|                              |               | Tornillo Arandela, 5x25          | C-24          | Tornillo, Pivote Palanca       | C-28          | Tuerca, Reborde, 6mm             | C-16          |
| Tambor, Cambio Velocidades   | M-14          | Tornillo, Ajuste Payo de Luz     | C-1           | Tornillo, Purgador (NISSIN)    | C-9           | Tuerca, Reborde, 6mm             | C-25          |
| Tamiz, Filtro Combustible    | C-13          | Tornillo, Ajuste Válvula         | M-2           | Tubo A, Respiradero            | C-16          | Tuerca, Reborde, 6mm             | C-3           |
| Tamiz, Filtro de Aceite      | M-11          | Tornillo, Allen, 5x14            | M-9           | Tubo B, Respiradero            | C-16          | Tuerca, Reborde, 6mm             | C-4           |
| Tapa B                       | C-9           | Tornillo, Allen, 6mm             | M-9           | Tubo de Manubrio               | C-5           | Tuerca, Reborde, 8mm             | C-21          |
| Tapa Caja Filtro Aire        | C-16          | Tornillo, Allen, 6x117           | M-1           | Tubo                           | M-15          | Tuerca, Reborde, 8mm             | C-23          |
| Tapa Maza Delantera          | C-10          | Tornillo, Allen, 6x16            | M-13          | Tubo, 12x300                   |               | Tuerca, Reborde, 8mm             | C-28          |
| Tapa, 30mm                   | M-8           | Tornillo, Allen, 6x20            | M-1           | (95005-12001-30M)              | C-16          | Tuerca, Reborde, 8mm             | C-5           |
| Tapa, Agujero de Ajuste de   |               | Tornillo, Allen, 8x27            | C-8           | Tubo, 3,5x360                  |               | Tuerca, Tapa, 6mm                | C-2           |
| Valvula                      | M-1           | Tornillo, Aterrajador, 3x12      | C-24          | (95005-35001-50M)              | M-15          | Tuerca, Traba (Left Hand Thread) | C-3           |
| Tapa, Agujero de Ajuste de   |               | Tornillo, Aterrajador, 3x12      | C-3           | Tubo, Apoyo Guardafango        |               | Tuerca, Traba, 16mm              | M-6           |
| Valvula                      | M-11          | Tornillo, Aterrajador, 3x16      | C-5           | Trasero                        | C-23          | Tuerca, Traba, 16mm              | M-7           |
| Tapa, Caja Herramientas      | C-29          | Tornillo, Aterrajador, 4x10      | C-1           | Tubo, Asiento                  | C-8           | Tuerca, Traba, 4mm               | C-25          |
| Tapa, Cilindro Maestro       | C-4           | Tornillo, Aterrajador, 4x10      | C-13          | Tubo, Combustible              | C-13          | Tuerca, Traba, 6mm               | C-13          |
| Tapa, Columna de Dirección   | C-5           | Tornillo, Aterrajador, 4x16      | C-25          | Tubo, Conexión Filtro de Aire  | C-16          | Tuerca, U, 10mm (FUSERASHI)      | C-12          |
| Tapa, Cuerda d'Alarma de     |               | Tornillo, Aterrajador, 5x8       | C-21          | Tubo, Drenaje                  | C-16          | Tuerca, U, 10mm (FUSERASHI)      | C-20          |
| Velocidad                    | C-2           | Tornillo, Fijación Soporte Porta |               | Tubo, Escape                   | C-17          | Tuerca, U, 10mm (FUSERASHI)      | C-22          |
| Tapa, Generador A.C          | M-8           | Casco (6x10)                     | C-28          | Tubo, Neumático (Pirelli)      | C-10          | Tuerca, U, 14mm                  | C-21          |
| Tapa, Guardapolvo Brazo      |               | Tornillo, Oval, 5x12             | M-7           | Tubo, Neumático (Pirelli)      | C-12          | Tuerca, U, 6mm (FUSERASHI)       | C-11          |
| Oscilante (ARAI)             | C-21          | Tornillo, Oval, 5x18             | C-2           | Tubo, Respiradero de Batería   | C-26          | Tuerca, U, 6mm (FUSERASHI)       | C-8           |
| Tapa, Guardapolvo Brazo      |               | Tornillo, Phillips, 3x25         | C-8           | Tuerca B, Ajuste Varilla Freno | C-18          | Tuerca-arandela, 6mm             | M-10          |
| Oscilante (NOK)              | C-21          | Tornillo, Phillips, 4x12         | C-25          | <b>U</b>                       |               |                                  |               |
| Tapa, Horquilla Trasera      |               | Tornillo, Phillips, 4x12         | C-4           | (Tuerca, Ajuste Payo de Luz    |               |                                  |               |
| Extrema                      | C-21          | Tornillo, Phillips, 4x12         | M-7           | Stanley)                       | C-1           |                                  |               |
| Tapa, Rotor Filtro de Aceite | M-7           | Tornillo, Phillips, 4x32         | C-3           | Tuerca, Ajuste Válvula         | M-2           | Unidad C.D.I. (Shindengen)       | C-27          |
| Tapa, Tanque Combustible     | C-13          | Tornillo, Phillips, 4x45         | C-3           | Tuerca, Ciega, 7mm             | C-17          | Unidad Faro                      | C-1           |
| Tapa, Tornillo Purgador      | C-9           | Tornillo, Phillips, 5x10         | M-15          | Tuerca, Ciega, 8mm             | M-1           | Unidad Luz Trasera (12V 21/5W)   | C-25          |
| Tapón, Perno                 | C-9           | Tornillo, Phillips, 5x16         | C-3           | Tuerca, Columna de Dirección   | C-5           |                                  |               |
| Tensionador, Cadena de Levas | M-3           | Tornillo, Phillips, 5x16         | C-3           | Tuerca, Eje, 16mm              | C-12          |                                  |               |
| Terminal, Escobillas         | M-10          | Tornillo, Phillips, 5x18         | C-3           | Tuerca, Fijación               | C-3           |                                  |               |
| Tornillo Arandela, 3x8       | M-15          | Tornillo, Phillips, 5x20         | C-3           | Tuerca, Hex., 10mm             | C-28          |                                  |               |
|                              |               | Tornillo, Phillips, 5x22         | C-8           | Tuerca, Hex., 5mm              | C-28          |                                  |               |

## ÍNDICE DEL NOMBRE DE LAS PIEZAS

| Nombre de la Pieza              | Nº del Bloque | Nombre de la Pieza | Nº del Bloque | Nombre de la Pieza | Nº del Bloque | Nombre de la Pieza | Nº del Bloque |
|---------------------------------|---------------|--------------------|---------------|--------------------|---------------|--------------------|---------------|
| <b>V</b>                        |               |                    |               |                    |               |                    |               |
| Válvula, Acelerador             | M-15          |                    |               |                    |               |                    |               |
| Válvula, Admisión               | M-2           |                    |               |                    |               |                    |               |
| Válvula, Escape                 | M-2           |                    |               |                    |               |                    |               |
| Válvula, Flotador               | M-15          |                    |               |                    |               |                    |               |
| Varilla, Freno Trasero          | C-18          |                    |               |                    |               |                    |               |
| Vástago, Accionador<br>Embrague | M-6           |                    |               |                    |               |                    |               |
| Velocímetro (Kph)               | C-2           |                    |               |                    |               |                    |               |
| Visor, Delantero (WL)           | C-1           |                    |               |                    |               |                    |               |



**HONDA**

The Power of Dreams