

XR125L / LEK / LK

**XR125L₃
XR125L₄
XR125L₅
XR125L₆
XR125L_A
XR125LEK_B
XR125LK_B**

PARTS CATALOGUE

5

FOREWORD INDEX

1

ENGINE GROUP

2

FRAME GROUP

3

PART NUMBER INDEX

4

PART NAME INDEX

5

Instruction for use of parts catalogue

- **This parts catalogue has been created as of March 10, 2011.**
 - Since this date, the sales practice for repair parts may have been changed or the parts may have been eliminated (listed for those not for sale).
 - The modified information is reflected on the latest Electronic Parts Catalogue (EPC). Also, refer to the parts catalogue news for any change.
 - See the parts catalogue news for any revision that is made after March 10, 2011.
- **Always specify the part number when ordering a part.**
 - Check the model, type, serial numbers, color, maker, and the size as needed before ordering a part.
 - Note that the illustrations (part drawings) can differ from the actual parts in shape. They are given just to help you to refer to the parts.
- **When modifications or additions to this parts catalogue are made, a revised edition will be issued at an appropriate time, with successively progressing revision numbers on the cover. We recommend obtaining such revisions in order to keep your parts catalogue up-to-date at all times. To check whether a parts catalogue revision has been issued, please contact your Honda distributor.**

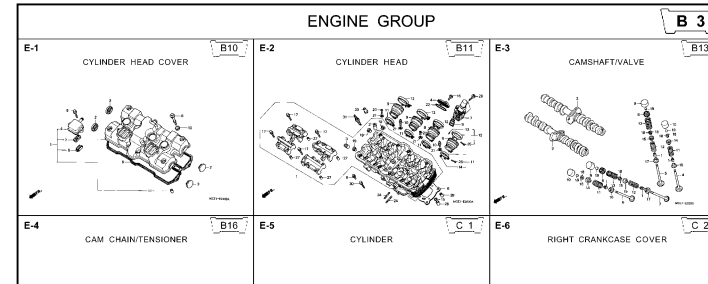
Initial version issue date
 April 10, 2003
Honda Motor Co., Ltd.

CONTENTS

	Page	Address No.
● Instruction for use of parts catalogue	1	B 1
● How to refer to the part information	2	B 2
● Part catalogue structure	3	B 3
● When the parts were revised	4	B 4
● Abbreviations used in the parts catalogue	4	B 4
● Part block and serial number check	5	B 5
● Color label attachment position check	5	B 5
● Models, parts catalogue codes and applicable serial numbers	6	B 6
● Color label	8	B 8
● Color chart	9	B 9
● Fuel hose, general purpose hoses and vinyl hose	28	C12
● FLAT RATE SERVICE TIME	32	C16
● Illustrated index	37	D 5
● ENGINE GROUP	44	E 1
● FRAME GROUP	75	G 1
● PART NO. INDEX	133	K 1
● PART NAME INDEX	140	L 1

How to refer to the part information

A Reference with "Illustrated index"

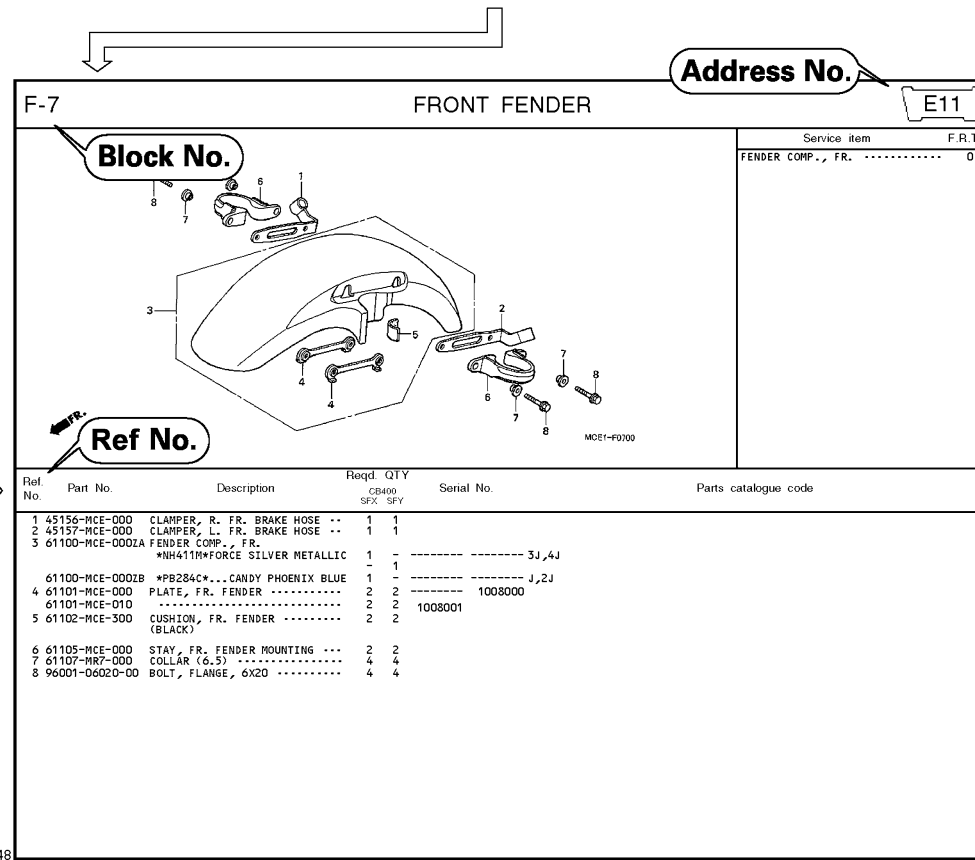


B Reference with "Part number index"

PART NO. INDEX					
Part Number	Address	Page	Ref.	Part Number	Address Page Ref.
04000				13323-MY9-751	C12 28 10 14921
04911-MCE-000	C10	26	1	13324-MY9-751	C12 28 10 14931
				13325-MY9-751	C12 28 10 14932
				13327-MY9-751	C12 28 10 14933
06000				14000	14933
06405-MY5-P00	F13	67	3	14100-MCE-000	B13 13 2 14933
06405-MY5-P10	F13	67	3	14200-MCE-000	B13 13 3 14933
06410-MY9-860	F2	56	1	14321-MCE-000	B16 16 2 14933
06435-MCE-006	F1	55	1	14401-MCE-003	B16 16 3 14933
06451-166-405	E13	51	2	14510-MBE-000	B16 16 4 14934
06451-443-405	F1	55	2	14520-MY9-691	B16 16 5 14934
06451-MA7-405	E13	51	1	14524-MY9-690	B16 16 6 14934
06455-MCE-006	E13	51	3	14546-MCE-000	B16 16 7 14934
				14620-MY9-691	B16 16 8 14934
11000				14711-MCE-000	B13 13 4 14934
11210-MCE-000	C9	25	1	14712-MCE-000	B13 13 5 14934
11330-MCE-305	C2	18	1	14721-MCE-000	B13 13 6 14934
11333-KT8-000	C6	22	1	14722-MCE-000	B13 13 7 14934
11335-MCE-000	C2	18	2	14730-MCE-000	B13 13 8 14934
11360-MCE-000	C7	23	1	14731-MCE-000	B13 13 9 14934
11365-MCE-000	C7	23	2	14731-MY9-751	B13 13 10 14935
11396-MY9-000	C2	18	3	14751-KY2-000	B13 13 11 14935
11631-MCE-000	C5	21	1	14751-MCE-000	B13 13 12 14935
11691-MY9-000	C5	21	2	14761-MCE-000	B13 13 13 14935

C Reference with "Part name index"

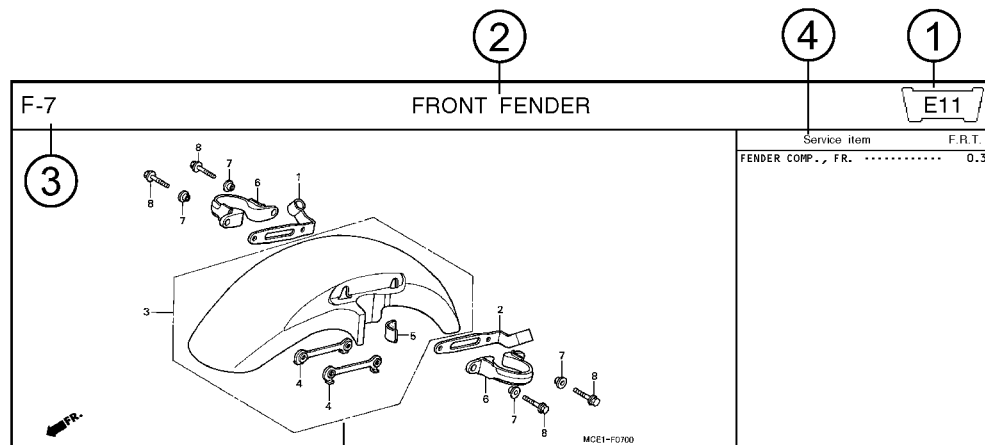
PART NAME INDEX					
Part name	Address	Page	Ref.	Part name	Page
[A]				BOLT , CHANG I	
ADJUSTER , CHAIN	F13	67	5	BOLT , CLUTC H	
ARM COMP , GEAR CHANGE	F10	64	3	BOLT , CONNECT	
ARM , L. MAIN STEP	F11	65	8	BOLT , DISK , 6	
ARM , L. PILLIØ STEP	F11	65	12	BOLT , DISK , 8	
ARM , R. MAIN STEP	F11	65	5	BOLT , DRAIN I	
ARM , R. PILLIØ STEP	F11	65	11	BOLT , FLANG E	
AUT O DOC K ASSY , FUEL	F4	58	2	BOLT , FLANG E	
AXLE , FR. WHEEL	E14	52	3	BOLT , FLANG E	
AXLE , RR. WHEEL	F2	56	3	BOLT , FLANG E	
[B]				BOLT , FLANG E	
BAG , AIR PRESSUR E GAUGE	F67	77	4	BOLT , FLANG E	
BAG , SERVICE BOOK	F67	77	1	BOLT , FLANG E	
BAG , TOOL	F67	77	3	BOLT , FLANG E	
BALL , STEEL	F11	65	20	BOLT , FLANG E	
BAN D A , INSULATOR	B11	11	11	BOLT , FLANG E	
BAN D B , INSULATOR	B11	11	12	BOLT , FLANG E	
BAND , AIR CLEANER CONNECTING				BOLT , FLANG E	
BAND , U-LOCK	F8	62	22	BOLT , FLANG E	
BAND , WIRE	F16	70	5	BOLT , FLANG E	
	C10	26	14		
	E5	43	21		
	G4	74	1R		



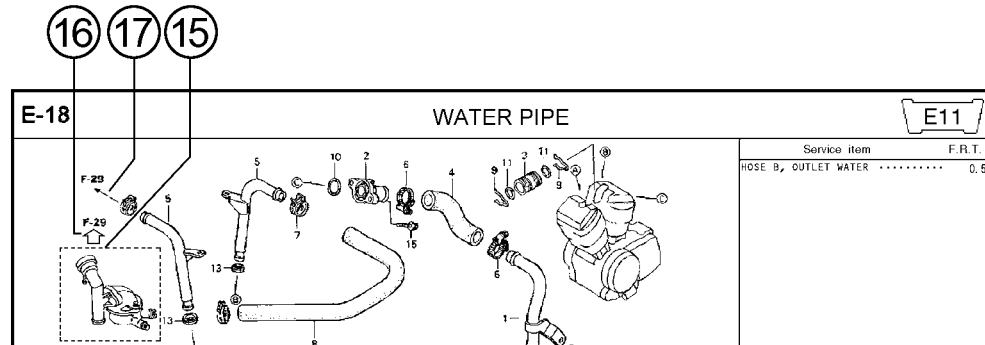
Page No.

2000.09.01 E

Part catalogue structure




Ref. No.	Part No.	Description	Reqd. QTY		Serial No.	Parts catalogue code
			CB400	SFY		
1	45156-MCE-000	CLAMPER, R. FR. BRAKE HOSE ..	1	1		
2	45157-MCE-000	CLAMPER, L. FR. BRAKE HOSE ..	1	1		
3	61100-MCE-000ZA	FENDER COMP., FR. *NH411M*FORCE SILVER METALLIC	1	-	----- 3J,4J	
	61100-MCE-000ZB	*PB284C*...CANDY PHOENIX BLUE	1	-	----- J,2J	
4	61101-MCE-000	PLATE, FR. FENDER	2	2	1008000	
	61101-MCE-010	2	2	1008001	
5	61102-MCE-300	CUSHION, FR. FENDER	2	2		
		(BLACK)				



- ① **Address number**
 - Address No. is provided (in place of the page No.) to help you refer to the part with the part No. or part name.
- ② **Block title** ③ **Block number**
- ④ **Service item/Flat rate time**
- ⑤ **Reference number**
 - Title number marked with the parenthesis or parentheses indicates that it continues from the previous page.
- ⑥ **Part number** ⑦ **Honda color code**
- ⑧ **Description**
- ⑨ **Assemblies**
 - Sections framed with broken lines in the exploded view drawings are available as complete assemblies. (Their individual parts can also be obtained.)
- ⑩ **Color description**
- ⑪ **Note**
 - Notes are shown with the parentheses in the part name column.
- ⑫ **Required quantity**
 - Reqd. QTY shown in the parenthesis or parentheses indicates the optional part.
 - Reqd. QTY marked with "N" indicates the optional part that should be selected as needed.
 - Reqd. QTY indicates the number of the part used in the block.
- ⑬ **Serial number**
- ⑭ **Parts catalogue code**
 - When the parts catalogue code column is blank, it indicates that the part is applicable to all codes.
- ⑮ **[Dotted line box]**
 - Parts enclosed within a dotted line [] are covered in a different block.
- ⑯ **[Hollow arrow]**
 - A hollow arrow ↖ indicates the block No. for the parts enclosed within a dotted line [] .
- ⑰ **[Solid arrow]**
 - A solid arrow ← indicates the block No. the part in question is connected to.

When the parts were revised



Ref. No.	Part No.	Description	Reqd. QTY		Serial No.
			CB400 SFX	SFY	
1	45156-MCE-000	CLAMPER, R. FR. BRAKE HOSE ..	1	1	
2	45157-MCE-000	CLAMPER, L. FR. BRAKE HOSE ..	1	1	
3	61100-MCE-000ZA	FENDER COMP., FR. *NH411M*FORCE SILVER METALLIC	1	-	-----3J,4J
	61100-MCE-000ZB	*PB284C*...CANDY PHOENIX BLUE	1	-	-----J,2J
4	61101-MCE-000	PLATE, FR. FENDER (###).....	2	2	-----1008000
	61101-MCE-010	2	2	-----1008001
5	61102-MCE-300	CUSHION, FR. FENDER (BLACK)	2	2	
6	61105-MCE-000	STAY, FR. FENDER MOUNTING ...	2	2	
7	61107-MR7-000	COLLAR (6.5)	4	4	
8	96001-06020-00	BOLT, FLANGE, 6X20	4	4	


The number has been used from the initial model without revision.

When shown at the left side, it is applicable to the models of No.1008001 and the subsequent numbers.

When shown at the right side, it is applicable to the models up to No.1008000.

The parts listed with "###" at the end of the parts name have limited supply period (parts not for sale).

Abbreviations used in the parts catalogue

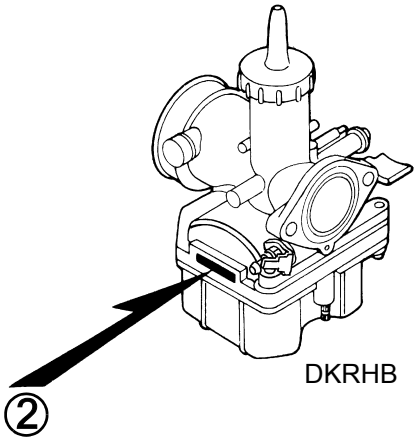

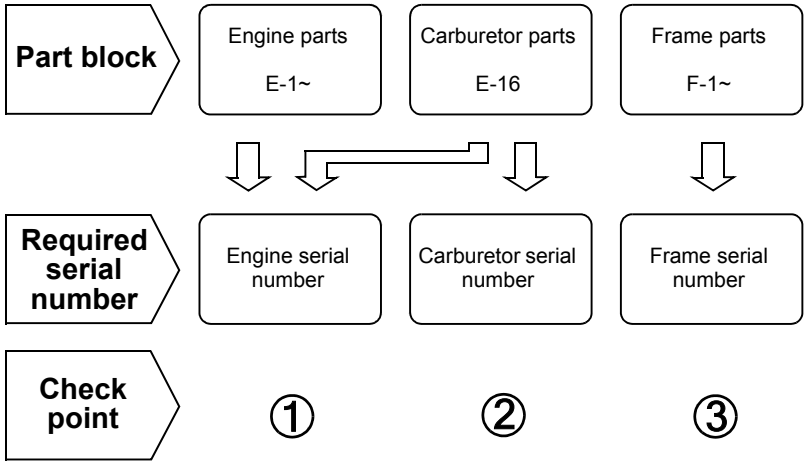


* "L." or "R." in the description of a part stands for the LEFT hand side or the RIGHT hand side. Determine the left or right as if you were in the motorcycle seat.


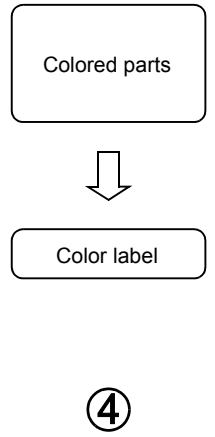
The following abbreviations are used in this parts catalogue.

- A Ampere
- ABS Anti-lock brake system
- A.C. Alternating current
- A.M. Attaching mark
- ASSY. Assembly
- C.D.I. Capacitive discharge ignition
- COMP. ... Complete
- D.C. Direct current
- EX. Exhaust
- FR. Front
- G Gram
- HEX. Hexagonal
- IN. Inlet
- KPH Kilometers per hour
- L.Left
- L (100L) .Link (100 Links)
- L.E.D.Light emitted diode
- MMMillimeter
- MPHMiles per hour
- R.Right
- RR.Rear
- STD.Standard
- T (22T) ...Tooth (22 Teeth)
- TCSTraction control system
- T.M.Transcript mark
- VVolt
- WWatt
- WLWith labelling
- WOLWithout labelling

Part block and serial number check



Color label attachment position check



Models, parts catalogue codes and applicable serial numbers

Models, parts catalogue codes and applicable serial Nos. given in this parts catalogue can be identified as follows.

Parts with parts catalogue codes are exclusive for models destined for countries designated.

If no area codes are listed, parts are for common use.

Model	Area code	Type	Applicable engine serial No.	Applicable frame serial No.	Applicable carburetor identification No.
XR125L3	E	England	JC30E-3200001~3299999	9C2JD19A03R200001~3R299999	PDN4A A
	ED	European direct sales	JC30E-3100001~3199999	9C2JD19A03R100001~3R199999	
	F	France	JC30E-3300001~3309999	9C2JD19A03R300001~3R399999	
XR125L4	E	England	JC30E-4200001~4299999	9C2JD19A04R200001~4R299999	PDN2B A
	ED	European direct sales	JC30E-4100001~4199999	9C2JD19A04R100001~4R199999	
	F	France	JC30E-4300001~4399999	9C2JD19A04R300001~4R399999	
XR125L5	E	England	JC30E-4200001~4299999	9C2JD19A05R200001~5R299999	PDN2B A
	ED	European direct sales	JC30E-4100010~4199999	9C2JD19A05R100010~5R199999	
	F	France	JC30E-4300001~4399999	9C2JD19A05R300001~5R999999	
XR125L6	E	England	JC30E-6200001~6299999	9C2JD19A06R200001~6R299999	PDN2B A
	ED	European direct sales	JC30E-6100001~6199999	9C2JD19A06R100001~6R199999	
	F	France	JC30E-6300001~6399999	9C2JD19A06R300001~6R399999	

Model	Area code	Type	Applicable engine serial No.	Applicable frame serial No.	Applicable carburetor identification No.
XR125LA	CO	Colombia	JC30E-6550001~6599999	LTMJD19A*A5100001~A5199999	PDN2C A
	DK	General export (KPH)	JC30E-6500001~6549999	LTMJD19AXA5100001~A5199999	
	LA	Latin America		LTMJD19A0A5100001~A5199999	
XR125LEKB	1LA	Latin America	JC30E-6600001~	LTMJD19A*B5200001~	PDN2E A
	3LA				PDN2D A
	CO	Colombia			PDN2E A
	DK	General export (KPH)			PDN2E A
	NZ	New Zealand			PDN2E A
	SA	South Africa			PDN2E A
XR125LKB	1LA	Latin America	JC30E-6600001~	LTMJD19A*B5200001~	PDN2E A
	3LA				PDN2D A
	CO	Colombia			PDN2E A
	DK	General export (KPH)			PDN2E A
	SA	South Africa			PDN2E A

* Of carburetor/throttle body identification numbers, only the portions underlined in the example below are used for registration.

PDN4A A KC 7

Color label

1

- When ordering parts, check the model name, main color, and code by observing the “COLOR LABEL” on the vehicle.
- When ordering a colored part, use the color chart in the instruction for use of parts catalogue.

<p>VFR800FIW</p> <p>COLOR R-157</p> <p>CODE R157</p>		MODEL		VFR800FIW					
	No.	COLOR		Sparkling silver metallic	Mute black metallic	Applicable model		Applicable block No.	Re
		CODE		NH-295M	NH-359M	Initial applicable model	Final applicable model		
	Name of colored parts	Basic part No.	NH295	NH359					
1									
2									
3									
4									
5									
6									
7									
8									
9									
10									

Color chart

- When ordering a colored part, refer to the chart below and use a part number consisting of the relevant basic part number to which has been added a part color code.

XR125L (XR125L3)

No.	MODEL		XR125L3					
	COLOR		Fighting red	Black	Applicable model		Applicable block No.	Ref. No.
	CODE		R-134	NH-1	Initial applicable model	Final applicable model		
	Name of colored parts	Basic part No.	R134	NH1				
1	BODY COMP., FRAME	50100-KRH-D00	ZA	ZA			F-28	1
2	CARRIER COMP., RR.	81200-KRH-D00	ZA	ZA			F-23	4
3	COVER SET, R. SIDE	83510-KRE-900	ZA	ZD			F-15	3
4	COVER, L. FR. SIDE	83601-KRE-900	ZA	ZA			F-15	6
5	COVER, L. SIDE	83600-KRE-900	ZA	ZD			F-15	5
6	COVER, R. FR. SIDE	83501-KRE-900	ZA	ZA			F-15	1
7	COWL SET, RR.	80100-KRH-D00	ZA	ZB			F-23	3
8	FENDER, FR.	61100-KPS-900	ZA	ZG			F-7	1
9	LABEL, COLOR	87565-KRH-D00	ZA	ZB			F-30	9
10	LABEL, RR. CARRIER	81220-KV8-860	ZA	ZA			F-30	1
11	LABEL, RR. CARRIER	81220-KV8-870	ZA	ZA			F-30	1
12	MARK, FR.	61315-KRH-D00	ZA	ZB			F-31	2
13	MARK, L. SHROUD	87129-KRH-D00	ZA	ZB			F-31	6
14	MARK, R. SHROUD	87128-KRH-D00	ZA	ZB			F-31	5
15	MARK, RR.	61310-KRH-D00	ZA	ZB			F-31	1

XR125L (XR125L3)

No.	MODEL		XR125L3					
	COLOR		Fighting red	Black	Applicable model		Applicable block No.	Ref. No.
	CODE		R-134	NH-1	Initial applicable model	Final applicable model		
	Name of colored parts	Basic part No.	R134	NH1				
16	PANEL COMP., RR. BRAKE	43100-KPS-900	ZA	ZA			F-11	2
17	PIPE, STEERING HANDLE	53100-KRE-900	ZC	ZC			F-5	7
18	PROTECTOR, EX. PIPE	18345-KPS-900	ZA	ZA			F-17	9
19	SEAT COMP., DOUBLE	77200-KRE-900	ZB	ZA			F-14	2
20	SHROUD SET, L.	19200-KRH-D00	ZA	ZB			F-13	15
21	SHROUD SET, R.	19100-KRH-D00	ZA	ZB			F-13	14
22	STRIPE, L. TANK SHROUD	87127-KRH-D00	ZA	ZB			F-31	4
23	STRIPE, R. TANK SHROUD	87126-KRH-D00	ZA	ZB			F-31	3
24	SWINGARM SUB ASSY., RR.	52200-KRE-900	ZA	ZA			F-21	15
25	TANK COMP., FUEL	17510-KRH-D00	ZA	ZA			F-13	6
26	VISOR SET, FR.	61300-KRH-D00	ZA	ZB			F-1	6

XR125L (XR125L4)

No.	MODEL		XR125L4					
	COLOR		Fighting red	Black	Applicable model		Applicable block No.	Ref. No.
	CODE		R-134	NH-1	Initial applicable model	Final applicable model		
	Name of colored parts	Basic part No.	R134	NH1				
1	BODY COMP., FRAME	50100-KRH-D20	ZA	ZA			F-28	1
2	CARRIER COMP., RR.	81200-KRH-D00	ZA	ZA			F-23	4
3	COVER SET, R. SIDE	83510-KRE-900	ZA	ZD			F-15	3
4	COVER, L. FR. SIDE	83601-KRE-900	ZA	ZA			F-15	6
5	COVER, L. SIDE	83600-KRE-900	ZA	ZD			F-15	5
6	COVER, R. FR. SIDE	83501-KRE-900	ZA	ZA			F-15	1
7	COWL SET, RR.	80100-KRH-D00	ZA	ZB			F-23	3
8	FENDER, FR.	61100-KPS-900	ZA	ZG			F-7	1
9	LABEL, COLOR	87565-KRH-D20	ZA	ZB			F-30	9
10	LABEL, RR. CARRIER	81220-KV8-860	ZA	ZA			F-30	1
11	LABEL, RR. CARRIER	81220-KV8-870	ZA	ZA			F-30	1
12	MARK, FR.	61315-KRH-D00	ZA	ZB			F-31	2
13	MARK, L. SHROUD	87129-KRH-D00	ZA	ZB			F-31	6
14	MARK, R. SHROUD	87128-KRH-D00	ZA	ZB			F-31	5
15	MARK, RR.	61310-KRH-D00	ZA	ZB			F-31	1

XR125L (XR125L4)

No.	MODEL		XR125L4					
	COLOR		Fighting red	Black	Applicable model		Applicable block No.	Ref. No.
	CODE		R-134	NH-1	Initial applicable model	Final applicable model		
	Name of colored parts	Basic part No.	R134	NH1				
16	PANEL COMP., RR. BRAKE	43100-KPS-900	ZA	ZA			F-11	2
17	PIPE, STEERING HANDLE	53100-KRE-900	ZC	ZC			F-5	7
18	PROTECTOR, EX. PIPE	18345-KPS-901	ZA	ZA			F-17	9
19	SEAT COMP., DOUBLE	77200-KRE-900	ZB	ZA			F-14	2
20	SHROUD SET, L.	19200-KRH-D00	ZA	ZB			F-13	15
21	SHROUD SET, R.	19100-KRH-D00	ZA	ZB			F-13	14
22	STRIPE, L. TANK SHROUD	87127-KRH-D00	ZA	ZB			F-31	4
23	STRIPE, R. TANK SHROUD	87126-KRH-D00	ZA	ZB			F-31	3
24	SWINGARM SUB ASSY., RR.	52200-KRE-900	ZA	ZA			F-21	15
25	TANK COMP., FUEL	17510-KRH-D00	ZA	ZA			F-13	6
26	VISOR SET, FR.	61300-KRH-D00	ZA	ZB			F-1	6

XR125L (XR125L5)

No.	MODEL		XR125L5					
	COLOR		Fighting red	Black	Applicable model		Applicable block No.	Ref. No.
	CODE		R-134	NH-1	Initial applicable model	Final applicable model		
	Name of colored parts	Basic part No.	R134	NH1				
1	BODY COMP., FRAME	50100-KRH-D20	ZA	ZA			F-28	1
2	CARRIER COMP., RR.	81200-KRH-D00	ZA	ZA			F-23	4
3	COVER SET, R. SIDE	83510-KRE-900	ZA	ZD			F-15	3
4	COVER, L. FR. SIDE	83601-KRE-900	ZA	ZA			F-15	6
5	COVER, L. SIDE	83600-KRE-900	ZA	ZD			F-15	5
6	COVER, R. FR. SIDE	83501-KRE-900	ZA	ZA			F-15	1
7	COWL SET, RR.	80100-KRH-D00	ZA	-			F-23	3
8	COWL SET, RR.	80100-KRH-D30	-	ZA			F-23	3
9	FENDER, FR.	61100-KPS-900	ZA	ZG			F-7	1
10	LABEL, COLOR	87565-KRH-D30	ZA	ZB			F-30	9
11	LABEL, RR. CARRIER	81220-KV8-860	ZA	ZA			F-30	1
12	LABEL, RR. CARRIER	81220-KV8-870	ZA	ZA			F-30	1
13	MARK, FR.	61315-KRH-D00	ZA	-			F-31	2
14	MARK, FR.	61315-KRH-D30	-	ZA			F-31	2
15	MARK, L. SHROUD	87129-KRH-D00	ZA	-			F-31	6

XR125L (XR125L5)

No.	MODEL		XR125L5					Ref. No.
	COLOR		Fighting red	Black	Applicable model		Applicable block No.	
	CODE		R-134	NH-1	Initial applicable model	Final applicable model		
	Name of colored parts	Basic part No.	R134	NH1				
16	MARK, L. SHROUD	87129-KRH-D30	-	ZA			F-31	6
17	MARK, R. SHROUD	87128-KRH-D00	ZA	-			F-31	5
18	MARK, R. SHROUD	87128-KRH-D30	-	ZA			F-31	5
19	MARK, RR.	61310-KRH-D00	ZA	-			F-31	1
20	MARK, RR.	61310-KRH-D30	-	ZA			F-31	1
21	PANEL COMP., RR. BRAKE	43100-KPS-900	ZA	ZA			F-11	2
22	PIPE, STEERING HANDLE	53100-KRE-900	ZC	ZC			F-5	7
23	PROTECTOR, EX. PIPE	18345-KPS-901	ZA	ZA			F-17	9
24	SEAT COMP., DOUBLE	77200-KRE-900	ZB	ZB			F-14	2
25	SHROUD SET, L.	19200-KRH-D00	ZA	-			F-13	15
26	SHROUD SET, L.	19200-KRH-D30	-	ZA			F-13	15
27	SHROUD SET, R.	19100-KRH-D00	ZA	-			F-13	14
28	SHROUD SET, R.	19100-KRH-D30	-	ZA			F-13	14
29	STRIPE, L. TANK SHROUD	87127-KRH-D00	ZA	-			F-31	4
30	STRIPE, L. TANK SHROUD	87127-KRH-D30	-	ZA			F-31	4
31	STRIPE, R. TANK SHROUD	87126-KRH-D00	ZA	-			F-31	3
32	STRIPE, R. TANK SHROUD	87126-KRH-D30	-	ZA			F-31	3
33	SWINGARM SUB ASSY., RR.	52200-KRE-900	ZA	ZA			F-21	15
34	TANK COMP., FUEL	17510-KRH-D00	ZA	ZA			F-13	6
35	VISOR SET, FR.	61300-KRH-D00	ZA	-			F-1	6
36	VISOR SET, FR.	61300-KRH-D30	-	ZA			F-1	6

XR125L (XR125L6)

No.	MODEL		XR125L6						
	COLOR		Fighting red	Black	Ross white	Applicable model		Applicable block No.	Ref. No.
	CODE		R-134	NH-1	NH-196	Initial applicable model	Final applicable model		
	Name of colored parts	Basic part No.	R134	NH1	NH196				
1	BODY COMP., FRAME	50100-KRH-D20	ZA	ZA	ZA			F-28	1
2	CARRIER COMP., RR.	81200-KRH-D00	ZA	ZA	ZA			F-23	4
3	COVER SET, R. SIDE	83510-KRE-900	ZA	ZD	ZA			F-15	3
4	COVER, L. FR. SIDE	83601-KRE-900	ZA	ZA	ZA			F-15	6
5	COVER, L. SIDE	83600-KRE-900	ZA	ZD	ZA			F-15	5
6	COVER, R. FR. SIDE	83501-KRE-900	ZA	ZA	ZA			F-15	1
7	COWL SET, RR.	80100-KRH-D00	ZA	-	-			F-23	3
8	COWL SET, RR.	80100-KRH-D30	-	ZA	-			F-23	3
9	COWL SET, RR.	80100-KRH-D40	-	-	ZA			F-23	3
10	FENDER, FR.	61100-KPS-900	ZA	ZG	ZB			F-7	1
11	LABEL, COLOR	87565-KRH-D40	ZA	ZB	ZC			F-30	9
12	LABEL, RR. CARRIER	81220-KV8-860	ZA	ZA	ZA			F-30	1
13	LABEL, RR. CARRIER	81220-KV8-870	ZA	ZA	ZA			F-30	1
14	MARK, FR.	61315-KRH-D00	ZA	-	-			F-31	2
15	MARK, FR.	61315-KRH-D30	-	ZA	-			F-31	2

XR125L (XR125L6)

No.	MODEL		XR125L6						
	COLOR		Fighting red	Black	Ross white	Applicable model		Applicable block No.	Ref. No.
	CODE		R-134	NH-1	NH-196	Initial applicable model	Final applicable model		
	Name of colored parts	Basic part No.	R134	NH1	NH196				
16	MARK, FR.	61315-KRH-D40	-	-	ZA			F-31	2
17	MARK, L. SHROUD	87129-KRH-D00	ZA	-	-			F-31	6
18	MARK, L. SHROUD	87129-KRH-D30	-	ZA	-			F-31	6
19	MARK, L. SHROUD	87129-KRH-D40	-	-	ZA			F-31	6
20	MARK, R. SHROUD	87128-KRH-D00	ZA	-	-			F-31	5
21	MARK, R. SHROUD	87128-KRH-D30	-	ZA	-			F-31	5
22	MARK, R. SHROUD	87128-KRH-D40	-	-	ZA			F-31	5
23	MARK, RR.	61310-KRH-D00	ZA	-	-			F-31	1
24	MARK, RR.	61310-KRH-D30	-	ZA	-			F-31	1
25	MARK, RR.	61310-KRH-D40	-	-	ZA			F-31	1
26	PANEL COMP., RR. BRAKE	43100-KPS-900	ZA	ZA	ZA			F-11	2
27	PIPE, STEERING HANDLE	53100-KRE-900	ZC	ZC	ZC			F-5	7
28	PROTECTOR, EX. PIPE	18345-KPS-901	ZA	ZA	ZA			F-17	9
29	SEAT COMP., DOUBLE	77200-KRE-900	ZB	ZA	ZA			F-14	2
30	SHROUD SET, L.	19200-KRH-D00	ZA	-	-			F-13	15

XR125L (XR125L6)

No.	MODEL		XR125L6						
	COLOR		Fighting red	Black	Ross white	Applicable model		Applicable block No.	Ref. No.
	CODE		R-134	NH-1	NH-196	Initial applicable model	Final applicable model		
	Name of colored parts	Basic part No.	R134	NH1	NH196				
31	SHROUD SET, L.	19200-KRH-D30	-	ZA	-			F-13	15
32	SHROUD SET, L.	19200-KRH-D40	-	-	ZA			F-13	15
33	SHROUD SET, R.	19100-KRH-D00	ZA	-	-			F-13	14
34	SHROUD SET, R.	19100-KRH-D30	-	ZA	-			F-13	14
35	SHROUD SET, R.	19100-KRH-D40	-	-	ZA			F-13	14
36	STRIPE, L. TANK SHROUD	87127-KRH-D00	ZA	-	-			F-31	4
37	STRIPE, L. TANK SHROUD	87127-KRH-D30	-	ZA	-			F-31	4
38	STRIPE, L. TANK SHROUD	87127-KRH-D40	-	-	ZA			F-31	4
39	STRIPE, R. TANK SHROUD	87126-KRH-D00	ZA	-	-			F-31	3
40	STRIPE, R. TANK SHROUD	87126-KRH-D30	-	ZA	-			F-31	3
41	STRIPE, R. TANK SHROUD	87126-KRH-D40	-	-	ZA			F-31	3
42	SWINGARM SUB ASSY., RR.	52200-KRE-900	ZA	ZA	ZA			F-21	15
43	TANK COMP., FUEL	17510-KRH-D00	ZA	ZA	ZA			F-13	6
44	VISOR SET, FR.	61300-KRH-D00	ZA	-	-			F-1	6
45	VISOR SET, FR.	61300-KRH-D30	-	ZA	-			F-1	6
46	VISOR SET, FR.	61300-KRH-D40	-	-	ZA			F-1	6

XR125L (XR125LA)

No.	MODEL		XR125LA						
	COLOR		Fighting red	Black	Ross white	Applicable model		Applicable block No.	Ref. No.
	CODE		R-134	NH-1	NH-196	Initial applicable model	Final applicable model		
	Name of colored parts	Basic part No.	R134	NH1	NH196				
1	BODY COMP., FRAME	50100-KRH-900	ZA	ZA	ZA			F-28	1
2	CARRIER COMP., RR.	81200-KRH-900	ZA	ZA	ZA			F-23	4
3	COVER SET, R. SIDE	83510-KRH-900	ZC	ZA	ZB			F-15	3
4	COVER, L. FR. SIDE	83601-KRH-900	ZA	ZA	ZA			F-15	6
5	COVER, L. SIDE	83600-KRH-900	ZC	ZA	ZB			F-15	5
6	COVER, R. FR. SIDE	83501-KRH-900	ZA	ZA	ZA			F-15	1
7	COWL SET, RR.	80100-KRH-900	ZC	ZA	ZB			F-23	3
8	FENDER, FR.	61100-KRH-900	ZC	ZA	ZB			F-7	1
9	LABEL, RR. CARRIER	81220-KV8-860	ZA	ZA	ZA			F-30	1
10	MARK, FR.	61315-KRH-900	ZA	ZB	ZC			F-31	2
11	MARK, RR.	61310-KRH-900	ZA	ZB	ZC			F-31	1
12	PANEL COMP., RR. BRAKE	43100-KRH-900	ZA	ZA	ZA			F-11	2
13	PIPE, STEERING HANDLE	53100-KRH-900	ZA	ZA	ZA			F-5	7
14	PROTECTOR, EX. PIPE	18345-KRH-900	ZA	ZA	ZA			F-17	9
15	SEAT COMP., DOUBLE	77200-KRH-900	ZA	ZA	ZA			F-14	2

XR125L (XR125LA)

No.	MODEL		XR125LA						
	COLOR		Fighting red	Black	Ross white	Applicable model		Applicable block No.	Ref. No.
	CODE		R-134	NH-1	NH-196	Initial applicable model	Final applicable model		
	Name of colored parts	Basic part No.	R134	NH1	NH196				
16	SHROUD SET, L.	19200-KRH-900	ZC	ZA	ZB			F-13	15
17	SHROUD SET, R.	19100-KRH-900	ZC	ZA	ZB			F-13	14
18	STRIPE A, L. SHROUD	87127-KRH-900	ZA	ZB	ZC			F-31	8
19	STRIPE A, R. SHROUD	87126-KRH-900	ZA	ZB	ZC			F-31	7
20	STRIPE B, L. SHROUD	87129-KRH-900	ZA	ZB	ZC			F-31	10
21	STRIPE B, R. SHROUD	87128-KRH-900	ZA	ZB	ZC			F-31	9
22	SWINGARM SUB ASSY., RR.	52200-KRH-900	ZA	ZA	ZA			F-21	15
23	TANK COMP., FUEL	17510-KRH-900	ZA	ZA	ZA			F-13	6
24	VISOR SET, FR.	61300-KRH-900	ZC	ZA	ZB			F-1	23

XR125LEK (XR125LEKB).....DK,NZ,SA

1

No.	MODEL		XR125LEKB						
	COLOR		Fighting red	Black	Ross white	Applicable model		Applicable block No.	Ref. No.
	CODE		R-134	NH-1	NH-196	Initial applicable model	Final applicable model		
	Name of colored parts	Basic part No.	R134	NH1	NH196				
1	BODY COMP., FRAME	50100-KRH-920	ZA	ZA	ZA			F-28	1
2	BODY COMP., FRAME	50100-KRH-960	ZA	ZA	ZA			F-28	1
3	CARRIER COMP., RR.	81200-KRH-900	ZA	ZA	ZA			F-23	4
4	COVER SET, R. SIDE	83510-KRH-900	ZC	ZA	ZB			F-15	3
5	COVER, L. FR. SIDE	83601-KRH-900	ZA	ZA	ZA			F-15	6
6	COVER, L. SIDE	83600-KRH-900	ZC	ZA	ZB			F-15	5
7	COVER, R. FR. SIDE	83501-KRH-900	ZA	ZA	ZA			F-15	1
8	COWL SET, RR.	80100-KRH-900	ZC	ZA	ZB			F-23	3
9	FENDER, FR.	61100-KRH-900	ZC	ZA	ZB			F-7	1
10	LABEL, RR. CARRIER	81220-KV8-860	ZA	ZA	ZA			F-30	1
11	MARK, FR.	61315-KRH-900	ZA	ZB	ZC			F-31	2
12	MARK, RR.	61310-KRH-900	ZA	ZB	ZC			F-31	1
13	PANEL COMP., RR. BRAKE	43100-KRH-900	ZA	ZA	ZA			F-11	2
14	PIPE, STEERING HANDLE	53100-KRH-900	ZA	ZA	ZA			F-5	7
15	PROTECTOR, EX. PIPE	18345-KRH-900	ZA	ZA	ZA			F-17	9

XR125LEK (XR125LEKB).....DK,NZ,SA

No.	MODEL		XR125LEKB						
	COLOR		Fighting red	Black	Ross white	Applicable model		Applicable block No.	Ref. No.
	CODE		R-134	NH-1	NH-196	Initial applicable model	Final applicable model		
	Name of colored parts	Basic part No.	R134	NH1	NH196				
16	SEAT COMP., DOUBLE	77200-KRH-900	ZA	ZA	ZA			F-14	2
17	SHROUD SET, L.	19200-KRH-900	ZC	ZA	ZB			F-13	15
18	SHROUD SET, R.	19100-KRH-900	ZC	ZA	ZB			F-13	14
19	STRIPE A, L. SHROUD	87127-KRH-900	ZA	ZB	ZC			F-31	8
20	STRIPE A, R. SHROUD	87126-KRH-900	ZA	ZB	ZC			F-31	7
21	STRIPE B, L. SHROUD	87129-KRH-900	ZA	ZB	ZC			F-31	10
22	STRIPE B, R. SHROUD	87128-KRH-900	ZA	ZB	ZC			F-31	9
23	SWINGARM SUB ASSY., RR.	52200-KRH-920	ZA	ZA	ZA			F-21	15
24	TANK COMP., FUEL	17510-KRH-900	ZA	ZA	ZA			F-13	6
25	VISOR SET, FR.	61300-KRH-900	ZC	ZA	ZB			F-1	23

XR125LEK (XR125LEKB).....1LA,3LA,CO

No.	MODEL		XR125LEKB						
	COLOR		Fighting red	Black	Ross white	Applicable model		Applicable block No.	Ref. No.
	CODE		R-134	NH-1	NH-196	Initial applicable model	Final applicable model		
	Name of colored parts	Basic part No.	R134	NH1	NH196				
1	BODY COMP., FRAME	50100-KRH-920	ZA	ZA	ZA			F-28	1
2	CARRIER COMP., RR.	81200-KRH-900	ZA	ZA	ZA			F-23	4
3	COVER SET, R. SIDE	83510-KRH-900	ZC	ZA	ZB			F-15	3
4	COVER, L. FR. SIDE	83601-KRH-900	ZA	ZA	ZA			F-15	6
5	COVER, L. SIDE	83600-KRH-900	ZC	ZA	ZB			F-15	5
6	COVER, R. FR. SIDE	83501-KRH-900	ZA	ZA	ZA			F-15	1
7	COWL SET, RR.	80100-KRH-900	ZC	ZA	ZB			F-23	3
8	FENDER, FR.	61100-KRH-900	ZC	ZA	ZB			F-7	1
9	MARK, FR.	61315-KRH-900	ZA	ZB	ZC			F-31	2
10	MARK, RR.	61310-KRH-900	ZA	ZB	ZC			F-31	1
11	PANEL COMP., RR. BRAKE	43100-KRH-900	ZA	ZA	ZA			F-11	2
12	PIPE, STEERING HANDLE	53100-KRH-900	ZA	ZA	ZA			F-5	7
13	PROTECTOR, EX. PIPE	18345-KRH-900	ZA	ZA	ZA			F-17	9
14	SEAT COMP., DOUBLE	77200-KRH-900	ZA	ZA	ZA			F-14	2
15	SHROUD SET, L.	19200-KRH-900	ZC	ZA	ZB			F-13	15

XR125LEK (XR125LEKB).....1LA,3LA,CO

No.	MODEL		XR125LEKB						
	COLOR		Fighting red	Black	Ross white	Applicable model		Applicable block No.	Ref. No.
	CODE		R-134	NH-1	NH-196	Initial applicable model	Final applicable model		
	Name of colored parts	Basic part No.	R134	NH1	NH196				
16	SHROUD SET, R.	19100-KRH-900	ZC	ZA	ZB			F-13	14
17	STRIPE A, L. SHROUD	87127-KRH-900	ZA	ZB	ZC			F-31	8
18	STRIPE A, R. SHROUD	87126-KRH-900	ZA	ZB	ZC			F-31	7
19	STRIPE B, L. SHROUD	87129-KRH-900	ZA	ZB	ZC			F-31	10
20	STRIPE B, R. SHROUD	87128-KRH-900	ZA	ZB	ZC			F-31	9
21	SWINGARM SUB ASSY., RR.	52200-KRH-920	ZA	ZA	ZA			F-21	15
22	TANK COMP., FUEL	17510-KRH-900	ZA	ZA	ZA			F-13	6
23	VISOR SET, FR.	61300-KRH-900	ZC	ZA	ZB			F-1	23



XR125LK (XR125LKB).....DK,SA

No.	MODEL		XR125LKB						
	COLOR		Fighting red	Black	Ross white	Applicable model		Applicable block No.	Ref. No.
	CODE		R-134	NH-1	NH-196	Initial applicable model	Final applicable model		
	Name of colored parts	Basic part No.	R134	NH1	NH196				
1	BODY COMP., FRAME	50100-KRH-920	ZA	ZA	ZA			F-28	1
2	CARRIER COMP., RR.	81200-KRH-900	ZA	ZA	ZA			F-23	4
3	COVER SET, R. SIDE	83510-KRH-900	ZC	ZA	ZB			F-15	3
4	COVER, L. FR. SIDE	83601-KRH-900	ZA	ZA	ZA			F-15	6
5	COVER, L. SIDE	83600-KRH-900	ZC	ZA	ZB			F-15	5
6	COVER, R. FR. SIDE	83501-KRH-900	ZA	ZA	ZA			F-15	1
7	COWL SET, RR.	80100-KRH-900	ZC	ZA	ZB			F-23	3
8	FENDER, FR.	61100-KRH-900	ZC	ZA	ZB			F-7	1
9	LABEL, RR. CARRIER	81220-KV8-860	ZA	ZA	ZA			F-30	1
10	MARK, FR.	61315-KRH-900	ZA	ZB	ZC			F-31	2
11	MARK, RR.	61310-KRH-900	ZA	ZB	ZC			F-31	1
12	PANEL COMP., RR. BRAKE	43100-KRH-900	ZA	ZA	ZA			F-11	2
13	PIPE, STEERING HANDLE	53100-KRH-900	ZA	ZA	ZA			F-5	7
14	PROTECTOR, EX. PIPE	18345-KRH-900	ZA	ZA	ZA			F-17	9
15	SEAT COMP., DOUBLE	77200-KRH-900	ZA	ZA	ZA			F-14	2

XR125LK (XR125LKB).....DK,SA

No.	MODEL		XR125LKB						
	COLOR		Fighting red	Black	Ross white	Applicable model		Applicable block No.	Ref. No.
	CODE		R-134	NH-1	NH-196	Initial applicable model	Final applicable model		
	Name of colored parts	Basic part No.	R134	NH1	NH196				
16	SHROUD SET, L.	19200-KRH-900	ZC	ZA	ZB			F-13	15
17	SHROUD SET, R.	19100-KRH-900	ZC	ZA	ZB			F-13	14
18	STRIPE A, L. SHROUD	87127-KRH-900	ZA	ZB	ZC			F-31	8
19	STRIPE A, R. SHROUD	87126-KRH-900	ZA	ZB	ZC			F-31	7
20	STRIPE B, L. SHROUD	87129-KRH-900	ZA	ZB	ZC			F-31	10
21	STRIPE B, R. SHROUD	87128-KRH-900	ZA	ZB	ZC			F-31	9
22	SWINGARM SUB ASSY., RR.	52200-KRH-920	ZA	ZA	ZA			F-21	15
23	TANK COMP., FUEL	17510-KRH-900	ZA	ZA	ZA			F-13	6
24	VISOR SET, FR.	61300-KRH-900	ZC	ZA	ZB			F-1	23

XR125LK (XR125LKB).....1LA,3LA,CO

No.	MODEL		XR125LKB						
	COLOR		Fighting red	Black	Ross white	Applicable model		Applicable block No.	Ref. No.
	CODE		R-134	NH-1	NH-196	Initial applicable model	Final applicable model		
	Name of colored parts	Basic part No.	R134	NH1	NH196				
1	BODY COMP., FRAME	50100-KRH-920	ZA	ZA	ZA			F-28	1
2	CARRIER COMP., RR.	81200-KRH-900	ZA	ZA	ZA			F-23	4
3	COVER SET, R. SIDE	83510-KRH-900	ZC	ZA	ZB			F-15	3
4	COVER, L. FR. SIDE	83601-KRH-900	ZA	ZA	ZA			F-15	6
5	COVER, L. SIDE	83600-KRH-900	ZC	ZA	ZB			F-15	5
6	COVER, R. FR. SIDE	83501-KRH-900	ZA	ZA	ZA			F-15	1
7	COWL SET, RR.	80100-KRH-900	ZC	ZA	ZB			F-23	3
8	FENDER, FR.	61100-KRH-900	ZC	ZA	ZB			F-7	1
9	MARK, FR.	61315-KRH-900	ZA	ZB	ZC			F-31	2
10	MARK, RR.	61310-KRH-900	ZA	ZB	ZC			F-31	1
11	PANEL COMP., RR. BRAKE	43100-KRH-900	ZA	ZA	ZA			F-11	2
12	PIPE, STEERING HANDLE	53100-KRH-900	ZA	ZA	ZA			F-5	7
13	PROTECTOR, EX. PIPE	18345-KRH-900	ZA	ZA	ZA			F-17	9
14	SEAT COMP., DOUBLE	77200-KRH-900	ZA	ZA	ZA			F-14	2
15	SHROUD SET, L.	19200-KRH-900	ZC	ZA	ZB			F-13	15

XR125LK (XR125LKB).....1LA,3LA,CO

No.	MODEL		XR125LKB						
	COLOR		Fighting red	Black	Ross white	Applicable model		Applicable block No.	Ref. No.
	CODE		R-134	NH-1	NH-196	Initial applicable model	Final applicable model		
	Name of colored parts	Basic part No.	R134	NH1	NH196				
16	SHROUD SET, R.	19100-KRH-900	ZC	ZA	ZB			F-13	14
17	STRIPE A, L. SHROUD	87127-KRH-900	ZA	ZB	ZC			F-31	8
18	STRIPE A, R. SHROUD	87126-KRH-900	ZA	ZB	ZC			F-31	7
19	STRIPE B, L. SHROUD	87129-KRH-900	ZA	ZB	ZC			F-31	10
20	STRIPE B, R. SHROUD	87128-KRH-900	ZA	ZB	ZC			F-31	9
21	SWINGARM SUB ASSY., RR.	52200-KRH-920	ZA	ZA	ZA			F-21	15
22	TANK COMP., FUEL	17510-KRH-900	ZA	ZA	ZA			F-13	6
23	VISOR SET, FR.	61300-KRH-900	ZC	ZA	ZB			F-1	23



Fuel hose, general purpose hoses and vinyl hose

- The standard part fuel hose, general purpose hose and vinyl hose may be substituted by the coiled bulk part.
- When ordering the standard part fuel hose, general purpose hose and vinyl hose use the bulk part number written in the parts catalogue in brackets () underneath the part name, or use the catalogue below.
(The bulk part standard length is 1 m, however, those displayed in the catalogue < > are available in 3 m and 8 m lengths.)
- When exchanging the hose, cut and use at the specified length as mentioned in the part name.
(For the method of cutting the bulk part, and method of filling out orders etc., please refer to the service manual and the instructions issued with the bulk part.)
- The list below is a catalogue of the standard part numbers and bulk part numbers. Note that those numbers are applicable to the listed replacement parts only.

Fuel hoses/Tubes			
Standard part No.	Bulk part No.	Bulk part	
		Inner diameter (mm)	Length (m)
95001-30xxx-2x	95001-30001-20M	3.0	1
95001-30xxx-3x	95001-30001-30M	3.0	1
95001-30xxx-4x	95001-30001-40M	3.0	1
95001-35xxx-2x	95001-35001-50M <95001-35003-50M>	3.5	1 3
95001-35xxx-3x	95001-35001-60M <95001-35003-60M>	3.5	1 3
95001-35xxx-4x	95001-35001-60M <95001-35003-60M>	3.5	1 3
95001-35xxx-5x	95001-35001-50M <95001-35003-50M>	3.5	1 3
95001-35xxx-6x	95001-35001-60M <95001-35003-60M>	3.5	1 3
95001-45xxx-2x	95001-45001-50M <95001-45003-50M>	4.5	1 3
95001-45xxx-3x	95001-45001-60M <95001-45003-60M> <95001-45008-60M>	4.5	1 3 8
95001-45xxx-4x	95001-45001-60M <95001-45003-60M> <95001-45008-60M>	4.5	1 3 8
95001-45xxx-5x	95001-45001-50M <95001-45003-50M>	4.5	1 3
95001-45xxx-6x	95001-45001-60M <95001-45003-60M> <95001-45008-60M>	4.5	1 3 8
95001-55xxx-2x	95001-55001-50M <95001-55003-50M> <95001-55008-50M>	5.5	1 3 8

Fuel hoses/Tubes			
Standard part No.	Bulk part No.	Bulk part	
		Inner diameter (mm)	Length (m)
95001-55xxx-3x	95001-55001-60M <95001-55003-60M> <95001-55008-60M>	5.5	1 3 8
95001-55xxx-4x	95001-55001-60M <95001-55003-60M> <95001-55008-60M>	5.5	1 3 8
95001-55xxx-5x	95001-55001-50M <95001-55003-50M> <95001-55008-50M>	5.5	1 3 8
95001-55xxx-6x	95001-55001-60M <95001-55003-60M> <95001-55008-60M>	5.5	1 3 8
95001-75xxx-2x	95001-75001-50M <95001-75003-50M>	7.5	1 3
95001-75xxx-3x	95001-75001-60M <95001-75003-60M> <95001-75008-60M>	7.5	1 3 8
95001-75xxx-4x	95001-75001-60M <95001-75003-60M> <95001-75008-60M>	7.5	1 3 8
95001-75xxx-5x	95001-75001-50M <95001-75003-50M>	7.5	1 3
95001-75xxx-6x	95001-75001-60M <95001-75003-60M> <95001-75008-60M>	7.5	1 3 8
95001-80xxx-2x	95001-80001-50M	8.0	1
95001-80xxx-3x	95001-80001-60M	8.0	1
95001-80xxx-4x	95001-80001-60M	8.0	1
95001-80xxx-5x	95001-80001-50M	8.0	1
95001-80xxx-6x	95001-80001-60M	8.0	1

Vinyl tube				
Standard part No.	Bulk part No.	Bulk part		
		Inner dia- meter (mm)	Outer dia-meter (mm)	Length (m)
95003-01xxx-3x	95003-01001-60M <95003-01003-60M>	2.9	6.8	1 3
95003-01xxx-60	95003-01001-60M <95003-01003-60M>	2.9	6.8	1 3
95003-03xxx-3x	95003-03001-60M <95003-03003-60M>	3.0	6.0	1 3
95003-03xxx-60	95003-03001-60M <95003-03003-60M>	3.0	6.0	1 3
95003-05xxx-3x	95003-05001-60M <95003-05003-60M> <95003-05008-60M>	3.5	6.5	1 3 8
95003-05xxx-60	95003-05001-60M <95003-05003-60M> <95003-05008-60M>	3.5	6.5	1 3 8
95003-07xxx-1x	95003-07001-10M <95003-07003-10M> <95003-07008-10M>	4.0	7.0	1 3 8
95003-07xxx-20	95003-07001-10M <95003-07003-10M> <95003-07008-10M>	4.0	7.0	1 3 8
95003-07xxx-3x	95003-07001-60M <95003-07003-60M> <95003-07008-60M>	4.0	7.0	1 3 8
95003-07xxx-60	95003-07001-60M <95003-07003-60M> <95003-07008-60M>	4.0	7.0	1 3 8
95003-07xxx-7x	95003-07001-70M <95003-07003-70M> <95003-07008-70M>	4.0	7.0	1 3 8
95003-08xxx-1x	95003-08001-10M <95003-08003-10M> <95003-08008-10M>	4.5	6.5	1 3 8
95003-09xxx-3x	95003-09001-60M <95003-09003-60M>	4.5	8.0	1 3
95003-09xxx-60	95003-09001-60M <95003-09003-60M>	4.5	8.0	1 3
95003-10xxx-1x	95003-10001-10M <95003-10003-10M>	5.0	8.0	1 3
95003-10xxx-20	95003-10001-10M <95003-10003-10M>	5.0	8.0	1 3
95003-10xxx-3x	95003-10001-60M <95003-10003-60M>	5.0	8.0	1 3
95003-10xxx-60	95003-10001-60M <95003-10003-60M>	5.0	8.0	1 3
95003-11xxx-3x	95003-11001-60M <95003-11003-60M> <95003-11008-60M>	5.0	9.0	1 3 8
95003-11xxx-60	95003-11001-60M <95003-11003-60M> <95003-11008-60M>	5.0	9.0	1 3 8
95003-12xxx-1x	95003-12001-10M <95003-12003-10M> <95003-12008-10M>	5.0	7.0	1 3 8
95003-12xxx-20	95003-12001-10M <95003-12003-10M> <95003-12008-10M>	5.0	7.0	1 3 8

Vinyl tube				
Standard part No.	Bulk part No.	Bulk part		
		Inner dia- meter (mm)	Outer dia-meter (mm)	Length (m)
95003-14xxx-1x	95003-14001-10M <95003-14003-10M>	6.0	9.0	1 3
95003-14xxx-20	95003-14001-10M <95003-14003-10M>	6.0	9.0	1 3
95003-14xxx-3x	95003-14001-60M <95003-14003-60M>	6.0	9.0	1 3
95003-17xxx-1x	95003-17001-10M <95003-17003-10M>	7.0	9.0	1 3
95003-19xxx-1x	95003-19001-10M <95003-19003-10M> <95003-19008-10M>	7.0	11.0	1 3 8
95003-19xxx-20	95003-19001-10M <95003-19003-10M> <95003-19008-10M>	7.0	11.0	1 3 8
95003-19xxx-3x	95003-19001-60M <95003-19003-60M> <95003-19008-60M>	7.0	11.0	1 3 8
95003-19xxx-60	95003-19001-60M <95003-19003-60M> <95003-19008-60M>	7.0	11.0	1 3 8
95003-21xxx-1x	95003-21001-10M <95003-21003-10M>	8.0	9.0	1 3
95003-21xxx-20	95003-21001-10M <95003-21003-10M>	8.0	9.0	1 3
95003-23xxx-1x	95003-23001-10M <95003-23003-10M>	8.0	12.0	1 3
95003-23xxx-20	95003-23001-10M <95003-23003-10M>	8.0	12.0	1 3
95003-23xxx-3x	95003-23001-60M <95003-23003-60M> <95003-23008-60M>	8.0	12.0	1 3 8
95003-23xxx-60	95003-23001-60M <95003-23003-60M> <95003-23008-60M>	8.0	12.0	1 3 8
95003-25xxx-1x	95003-25001-10M <95003-25003-10M>	9.0	11.0	1 3
95003-25xxx-20	95003-25001-10M <95003-25003-10M>	9.0	11.0	1 3
95003-25xxx-3x	95003-25001-60M <95003-25003-60M>	9.0	11.0	1 3
95003-25xxx-7x	95003-25001-70M <95003-25003-70M>	9.0	11.0	1 3
95003-27xxx-1x	95003-27001-10M <95003-27003-10M>	9.0	13.0	1 3
95003-27xxx-20	95003-27001-10M <95003-27003-10M>	9.0	13.0	1 3
95003-27xxx-3x	95003-27001-60M <95003-27003-60M>	9.0	13.0	1 3
95003-27xxx-60	95003-27001-60M <95003-27003-60M>	9.0	13.0	1 3
95003-33xxx-1x	95003-33001-10M <95003-33003-10M>	10.0	14.0	1 3
95003-33xxx-20	95003-33001-10M <95003-33003-10M>	10.0	14.0	1 3

Vinyl tube				
Standard part No.	Bulk part No.	Bulk part		
		Inner dia- meter (mm)	Outer dia-meter (mm)	Length (m)
95003-36xxx-1x	95003-36001-10M <95003-36003-10M> <95003-36008-10M>	11.0	13.0	1 3 8
95003-36xxx-20	95003-36001-10M <95003-36003-10M> <95003-36008-10M>	11.0	13.0	1 3 8
95003-37xxx-3x	95003-37001-60M <95003-37003-60M>	11.0	15.0	1 3
95003-37xxx-60	95003-37001-60M <95003-37003-60M>	11.0	15.0	1 3
95003-38xxx-1x	95003-38001-10M <95003-38003-10M>	12.0	13.0	1 3
95003-38xxx-20	95003-38001-10M <95003-38003-10M>	12.0	13.0	1 3
95003-39xxx-1x	95003-39001-10M <95003-39003-10M>	12.0	14.0	1 3
95003-39xxx-20	95003-39001-10M <95003-39003-10M>	12.0	14.0	1 3
95003-40xxx-20	95003-40001-10M <95003-40003-10M>	12.0	16.0	1 3
95003-40xxx-3x	95003-40001-60M <95003-40003-60M>	12.0	16.0	1 3
95003-40xxx-60	95003-40001-60M <95003-40003-60M>	12.0	16.0	1 3
95003-43xxx-1x	95003-43001-10M <95003-43003-10M> <95003-43008-10M>	13.0	15.0	1 3 8
95003-43xxx-20	95003-43001-10M <95003-43003-10M> <95003-43008-10M>	13.0	15.0	1 3 8
95003-45xxx-1x	95003-45001-10M <95003-45003-10M> <95003-45008-10M>	14.0	18.0	1 3 8
95003-45xxx-20	95003-45001-10M <95003-45003-10M> <95003-45008-10M>	14.0	18.0	1 3 8
95003-50xxx-1x	95003-50001-10M <95003-50003-10M>	16.0	19.0	1 3
95003-50xxx-20	95003-50001-10M <95003-50003-10M>	16.0	19.0	1 3
95003-50xxx-3x	95003-50001-60M <95003-50003-60M>	16.0	19.0	1 3
95003-55xxx-1x	95003-55001-10M <95003-55003-10M>	17.5	20.5	1 3
95003-55xxx-20	95003-55001-10M <95003-55003-10M>	17.5	20.5	1 3
95003-60xxx-1x	95003-60001-10M <95003-60003-10M>	22.0	27.0	1 3
95003-60xxx-20	95003-60001-10M <95003-60003-10M>	22.0	27.0	1 3
95003-60xxx-3x	95003-60001-60M <95003-60003-60M>	22.0	27.0	1 3
95003-60xxx-60	95003-60001-60M <95003-60003-60M>	22.0	27.0	1 3

General purpose hoses			
Standard part No.	Bulk part No.	Bulk part	
		Inner diameter (mm)	Length (m)
95005-11xxx-3x	95005-11001-30M	11.0	1
95005-11xxx-5x	95005-11001-50M	11.0	1
95005-12xxx-1x	95005-12001-10M <95005-12003-10M>	12.0	1 3
95005-12xxx-2x	95005-12001-20M	12.0	1
95005-12xxx-3x	95005-12001-30M	12.0	1
95005-12xxx-5x	95005-12001-50M	12.0	1
95005-14xxx-1x	95005-14001-10M	14.0	1
95005-14xxx-2x	95005-14001-20M <95005-14003-20M>	14.0	1 3
95005-14xxx-3x	95005-14001-30M	14.0	1
95005-14xxx-5x	95005-14001-50M	14.0	1
95005-17xxx-1x	95005-17001-10M	17.0	1
95005-17xxx-2x	95005-17001-20M	17.0	1
95005-17xxx-3x	95005-17001-30M	17.0	1
95005-17xxx-5x	95005-17001-50M	17.0	1
95005-30xxx-3x	95005-30001-30M	3.0	1
95005-30xxx-5x	95005-30001-50M	3.0	1
95005-35xxx-1x	95005-35001-10M <95005-35003-10M> <95005-35008-10M>	3.5	1 3 8
95005-35xxx-2x	95005-35001-20M	3.5	1
95005-35xxx-3x	95005-35001-30M	3.5	1
95005-35xxx-4x	95005-35001-10M <95005-35003-10M> <95005-35008-10M>	3.5	1 3 8
95005-35xxx-5x	95005-35001-50M	3.5	1
95005-45xxx-1x	95005-45001-10M <95005-45003-10M> <95005-45008-10M>	4.5	1 3 8
95005-45xxx-2x	95005-45001-20M	4.5	1
95005-45xxx-3x	95005-45001-30M	4.5	1

General purpose hoses			
Standard part No.	Bulk part No.	Bulk part	
		Inner diameter (mm)	Length (m)
95005-45xxx-4x	95005-45001-10M <95005-45003-10M> <95005-45008-10M>	4.5	1 3 8
95005-45xxx-5x	95005-45001-50M	4.5	1
95005-50xxx-3x	95005-50001-30M <95005-50003-30M>	5.0	1 3
95005-50xxx-5x	95005-50001-50M	5.0	1
95005-55xxx-1x	95005-55001-10M <95005-55003-10M> <95005-55008-10M>	5.3	1 3 8
95005-55xxx-2x	95005-55001-20M <95005-55003-20M>	5.3	1 3
95005-55xxx-4x	95005-55001-10M <95005-55003-10M> <95005-55008-10M>	5.3	1 3 8
95005-65xxx-1x	95005-65001-10M <95005-65003-10M>	6.5	1 3
95005-65xxx-2x	95005-65001-20M	6.5	1
95005-70xxx-3x	95005-70001-30M <95005-70003-30M>	7.0	1 3
95005-70xxx-5x	95005-70001-50M	7.0	1
95005-75xxx-1x	95005-75001-10M <95005-75003-10M>	7.3	1 3
95005-75xxx-2x	95005-75001-20M	7.3	1
95005-80xxx-1x	95005-80001-10M <95005-80003-10M>	8.0	1 3
95005-80xxx-2x	95005-80001-20M	8.0	1
95005-80xxx-3x	95005-80001-30M	8.0	1
95005-80xxx-5x	95005-80001-50M	8.0	1
95005-91xxx-3x	95005-91001-30M	12.0	1
95005-91xxx-5x	95005-91001-50M	12.0	1
95005-92xxx-3x	95005-92001-30M	12.0	1
95005-92xxx-5x	95005-92001-50M	12.0	1

NOTE: X is displayed to represent the omitted numerals and letters of the roman alphabet.

⊙ **CAUTION: It is DANGEROUS to confuse the fuel hose with the general purpose hose or vinyl hose.**

Never use a general purpose hose or vinyl hose in place of a fuel hose or vice versa. Always use the correct bulk part in the parts catalogue, according to the service manual or the instructions issued with the bulk part.

• Bulk part number of fuel hose, general purpose hose and vinyl hose.

(Example)

9 5 0 0 1 - 7 5 0 0 1 - 5 0 M

Bulk part number: Refers to the bulk part.

Marking code (hose type): (fuel hose and general purpose hose)

Change code (for added hose): (Vinyl hose)

- Indicates number mark or change sequence, however, the code for the bulk part must be strictly 0 (zero).

Types of code:

- Fuel hose
 - 2: Red outside braid (3 mm inside dia. only)
 - 5: Black inside braid
 - 3: Red (3 mm inside dia. only)
 - 4: Ash gray with red stripe (3 mm inside dia. only)
 - 6: Black
- Vinyl hose
 - 1: Clear
 - 2: Black
 - 3: Light red
 - 6: Light red
 - 7: Pale black
- General hose
 - 1: Ash gray
 - 2: Ash gray
 - 3: Black
 - 5: Black

Lengths: 001: 1 m (standard)
003: 3 m
008: 8 m

I.D code: (fuel hose and general purpose hose)

- 30: 3.0 mm
- 35: 3.5 mm
- 45: 4.5 mm
- 50: 5.0 mm
- 55: 5.3 mm, 5.5 mm
- 65: 6.5 mm
- 70: 7.0 mm
- 75: 7.3 mm, 7.5 mm
- 80: 8.0 mm
- 11: 11 mm
- 91: 12 mm (outside dia. 15) mm
- 92: 12 mm (outside dia. 16) mm
- 12: 12 mm (outside dia. 17) mm
- 14: 14 mm
- 17: 17 mm

ID./OD. code: (vinyl hose)

- 01: ID. 2.9, OD. 6.8 mm
- 03: ID. 3.0, OD. 6.0 mm
- 05: ID. 3.5, OD. 6.5 mm
- 07: ID. 4.0, OD. 7.0 mm
- 08: ID. 4.5, OD. 6.5 mm
- 09: ID. 4.5, OD. 8.0 mm
- 12: ID. 5.0, OD. 7.0 mm
- 10: ID. 5.0, OD. 8.0 mm
- 11: ID. 5.0, OD. 9.0 mm
- 14: ID. 6.0, OD. 9.0 mm
- 17: ID. 7.0, OD. 9.0 mm
- 19: ID. 7.0, OD. 11.0 mm
- 21: ID. 8.0, OD. 9.0 mm
- 23: ID. 8.0, OD. 12.0 mm
- 25: ID. 9.0, OD. 11.0 mm
- 27: ID. 9.0, OD. 13.0 mm
- 33: ID. 10.0, OD. 14.0 mm
- 36: ID. 11.0, OD. 13.0 mm
- 37: ID. 11.0, OD. 15.0 mm
- 38: ID. 12.0, OD. 13.0 mm
- 39: ID. 12.0, OD. 14.0 mm
- 40: ID. 12.0, OD. 16.0 mm
- 43: ID. 13.0, OD. 15.0 mm
- 45: ID. 14.0, OD. 18.0 mm
- 50: ID. 16.0, OD. 19.0 mm
- 55: ID. 17.5, OD. 20.5 mm
- 60: ID. 22.0, OD. 27.0 mm

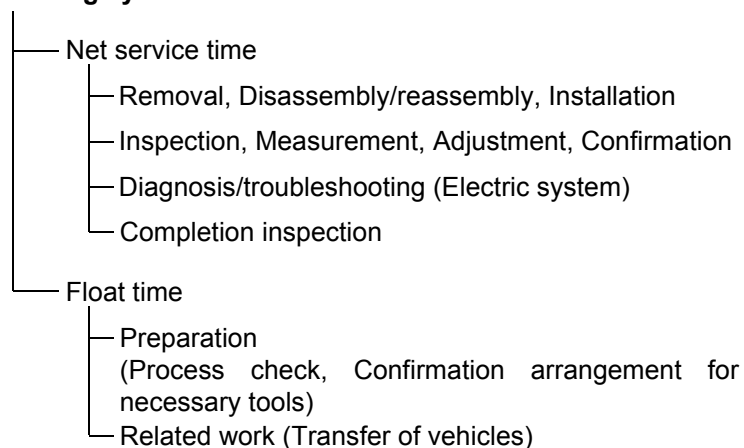
Hose type: 1: Fuel hose
3: Vinyl hose
5: General hose



FLAT RATE SERVICE TIME

Flat rate service time (FRT) means the standard time required to service a MC, which is listed in this manual to help the dealers control the actual working process and calculate the service charge by using it as a guide.

FRT setting system



* Float time is set by multiplying the net service time by a given coefficient.

Editorial style

The service items shown in the text are listed with the exchange work time for the repair sales parts as the subject. Other representative service items not using repair parts (removal/installation, adjustment, inspection/measuring, and other work) are listed collectively in the list in the preface, classified according to the work.

FRT setting standard

- Decimal system (in unit of 0.1) is adopted to set FRT as it is convenient to calculate the wage.
Example: (0.1) → 6 minutes, (0.2) → 12 minutes
[Labor cost per hour] x [FRT] = [Wage]
- FRT is set with a hand tool.
- Service items and FRT can be subject to change depending on development of tools and service equipment and improvement in service procedure.

Work procedure

- As the work procedure is set with the work time according to the method in the separate Service Manual, refer to this Manual as required.
- Work methods permitting servicing in the shortest time still permitting assurance of safe work and product warranty are used for the setting of service items not listed in the Service Manual.
- Work basically is to be performed by one person, and when two or more people are required, setting is done as the total time for the number of people.
- The set value for the technological level of the workers uses a person with three years of experience in the repair of Honda vehicles as the standard.
- Special tools and service equipment used to set FRT are those specified or recommended in Service Manual.

Service item whose FRT is not presented

- Accessories and service parts that are not listed to use in this manual.
 - Locations with little aging deterioration or breakage during normal use.
 - Service work that can be finished by one touch.
 - Service work that is seldom done (i.e. extremely small causes of trouble and service frequency).
- * When FRT is not presented, please calculate wages based on appropriate actual work time

Operation not included of FRT

- Oil and coolant water draining, Waiting time for warming up operation and etc..
- Additional operation that involves removal/installation of standard exterior equipment.
- Indirect time spent for service by visiting the customer, trade-in, and delivery of a MC.
- Indirect time required for ordering and delivery of parts.
- Cost for grease, adhesive agent, etc. used for service work.

**Explanation of FRT by using an example
(The example may differ from the actual presented items)**

Ref. No.	L.O.N.	Description	F.R.T.
①	111118	CAMSHAFT 4.5	②
③	111118A	Replace rocker arm add 1.0	⑤

- ① Reference No. of the illustration of part that shows location of the replacement work.
- ② FRT is an abbreviation of Flat Rate Time indicating the standard service time required for the replacement.
- ③ LON is an abbreviation of Labor Operation Number, and it is a classification of the service items by the work unit code.

The same operation code is used regardless of the models.

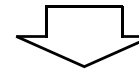
Standard operation is indicated with 6 digits code, and additional operation is indicated with 7 digits code.
- ④ Indicating the camshaft replacement and FRT4.5.
- ⑤ Indicating FRT1.0 that will be added when additional operation (replace rocker arm) is done in association with camshaft replacement.

- ⑥ Indicating work contents that are included in the service item.
- ⑦ Indicating a reference No. whose operation and time are the same as FRT4.5 for the camshaft.

(The application range is limited to the service items without an LON setting within a same block.)

**How to refer to the service item by using the sample
(camshaft replacement)**

Open to the page of the block where the camshaft's spare part illustration is shown.



Look for the camshaft illustration, and refer to the service item and FRT that agree with the reference No.

Indication mark for the listing of service items that continues to the following page

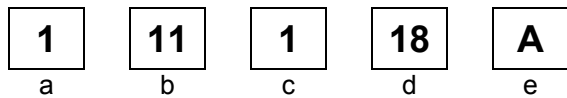
Ref. No.	L.O.N.	(Relative ref. Number) Description	F.R.T.
2	111118	CAMSHAFT	4.5
	.	.	.
	.	.	.

+
Mark indicated at the last line.


Indication of the block with no setting of FRT

Ref. No.	L.O.N.	(Relative ref. Number) Description	F.R.T.
NO INFORMATION			

• LON code system



- a) Category code..... Engine
- b) Location/function code Engine upper
- c) Operation code..... Replace
- d) Operation sequence number (Unit code can be shown with alphabet) camshaft (No regular rule of code)
- e) Additional code replace rocker arm (No regular rule of code)



a) Category codes and classification

Code	Category
1	Engine
2	Transmission
3	Fuel & Exhaust
4	Frame & Body
5	Steering/Suspension
6	Electrical
7	Wheels/Brakes
8	Controls/instrument
9	-
0	-

c) Operation codes and classification

Code	Operation category
1	Replace, Removal/Installation, Change
2	Overhaul
3	Adjust, Balance
4	(Paint-related work: Top-coat)
5	Test, Inspect/diagnose, Measurement, Check
6	(Overhaul-related work: Rebore)
7	(Overhaul-related work: Reseal)
8	(Resurface)
9	(Paint-related work: Refinish)
0	Repair, Cleaning, Air bleeding

Major service items without using spare parts

(1) Removal/Installation, (2) Adjustment,
(3) Inspection/Masurement, (4) Overhaul, (5) Other work

E: Engine, F: Frame

* OPERATIONS OTHER THAN REPLACING PARTS

(1) Removal and installation

Set for the configuration with the parts removed from the vehicle.

	LON	DESCRIPTION	FRT
E	1101E5	TILTING ENGINE ASSEMBLY-REMOVAL/INSTALLATION INCLUDES: All necessary adjustment	1.8
	1111K0	CYLINDER HEAD ASSEMBLY-REMOVAL/INSTALLATION	1.5
	3111D6	CARBURETOR ASSEMBLY-REMOVAL/INSTALLATION	0.5
	1101E6	CRANKCASE SEPARATION INCLUDES: Engine removal and installation	3.6

(2) Adjustment

	LON	DESCRIPTION	FRT
E	3113A0	CARBURETOR IDLE-ADJUSTMENT	0.1
	2123A0	CLUTCH-ADJUSTMENT	0.1
	6143A1	SPARK PLUG-ADJUSTMENT/CLEANING	0.1
	1113A0	VALVE CLEARANCE-ADJUSTMENT NOTE: For 1 vehicle	0.4
F	6163A0	HEADLIGHT-AIMING	0.1
	2133A0	DRIVE CHAIN-ADJUSTMENT	0.1
	7113A1	REAR BRAKE-ADJUSTMENT EXCLUDES: Rear brake shoe adjustment	0.1
	3113A3	THROTTLE OPERATION-ADJUSTMENT	0.1

(3) Inspection, Measurement

	LON	DESCRIPTION	FRT
E	1115A0	COMPRESSION PRESSURE-MEASUREMENT	0.1
	3115A0	CARBURETOR FLOAT LEVEL-MEASUREMENT	0.5
	6145A0	IGNITION TIMING-INSPECTION	0.2
F	6105A0	BATTERY-CHECKING OF ELECTROLYTE LEVEL & CHARGE	0.2

(4) Overhaul

Work condition: The required Measurements, inspections, adjustments, and cleaning/washing of each part are performed, including the main body removal/installation work and the replacement of defective parts.

	LON	DESCRIPTION	FRT
E	311200	CARBURETOR-OVERHAUL INCLUDES: All necessary adjustment	0.6

(5) Other work

	LON	DESCRIPTION	FRT
E	1130A1	OIL FILTER SCREEN-CLEANING	0.1
F	3120A0	CLEANER ELEMENT-CLEANING	0.2
	7110A0	FRONT BRAKE-AIR BLEEDING	0.2

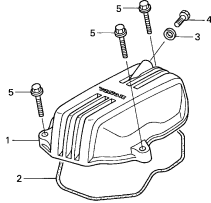
ENGINE GROUP

D 5

E-1

CYLINDER HEAD COVER(XR125L3)

E 1

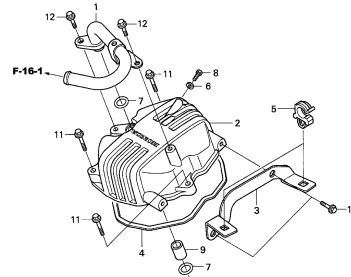


KRI13- E0100

E-1-1

CYLINDER HEAD COVER
(XR125L4,5,6,A/EKB/KB)

E 2

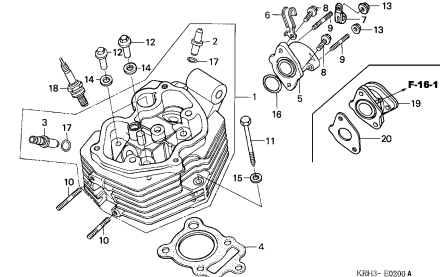


KRI13- E0101

E-2

CYLINDER HEAD

E 3

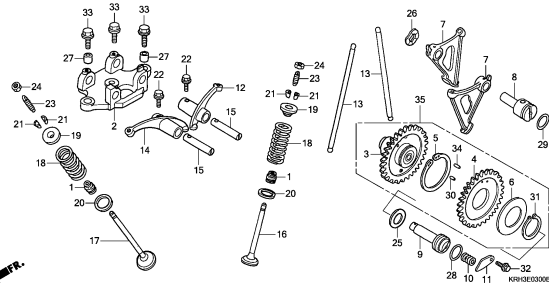


KRI13- E0200 A

E-3

CAMSHAFT/VALVE

E 5

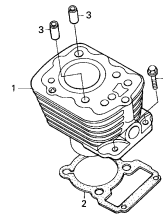


KRI13- E0400

E-4

CYLINDER

E 7

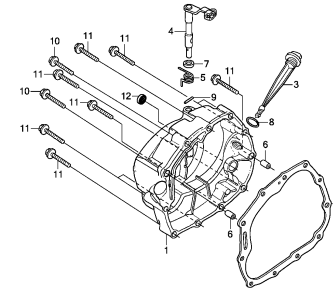


KRI13- E0400

E-5

RIGHT CRANKCASE COVER

E 8

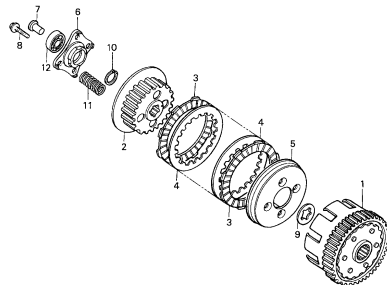


KRI13- E0500A

E-6

CLUTCH

E 9

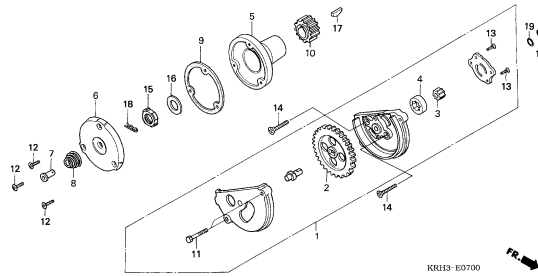


KRI13- E0600

E-7

OIL PUMP

E10

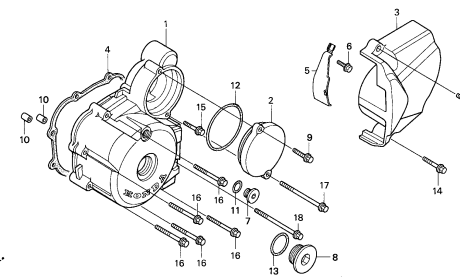


KRI13- E0700

E-8

LEFT CRANKCASE COVER
(XR125L3,4,5,6,A/EKB)

E12



KRI13- E0800

2

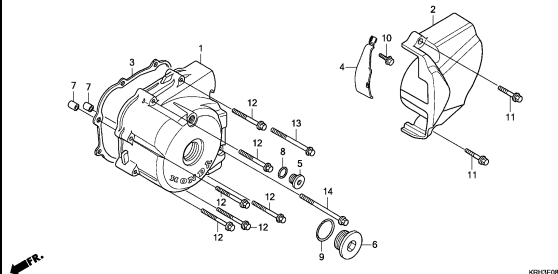
ENGINE GROUP

D 6

E-8-1

LEFT CRANKCASE COVER(XR125LKB)

E14

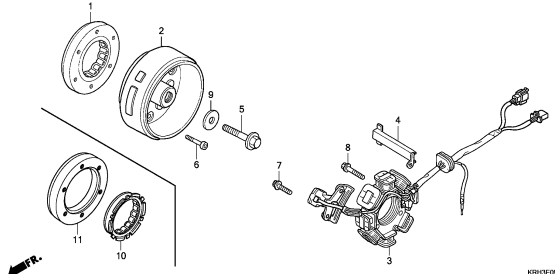


KR125E0801

E-9

GENERATOR

E15

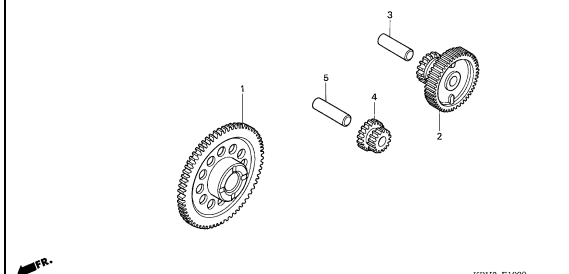


KR125E0900A

E-10

STARTING CLUTCH

E16

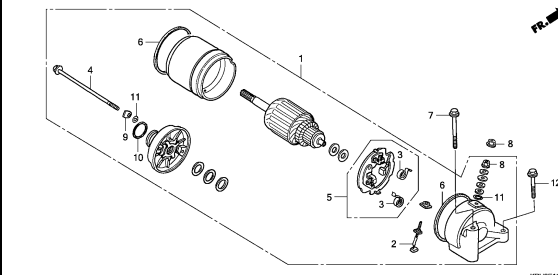


KR125-E1000

E-11

STARTING MOTOR(XR125L3,4,5,6)

F 1

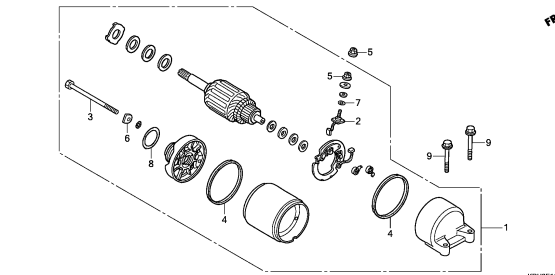


KR125E1100A

E-11-1

STARTING MOTOR(XR125LA/EKB)

F 2

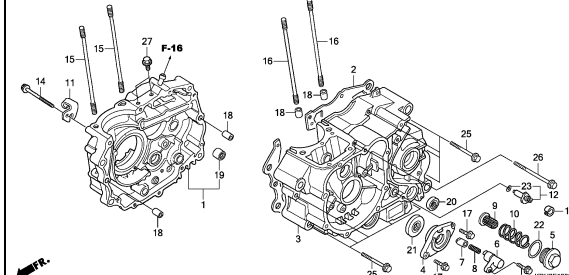


KR125E1101

E-12

CRANKCASE

F 3

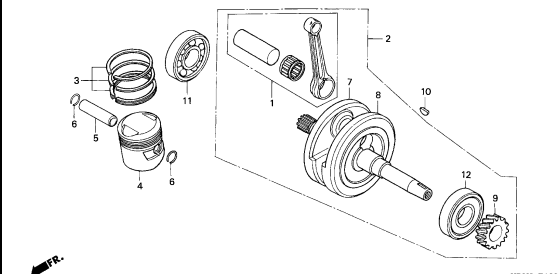


KR125E1200A

E-13

CRANKSHAFT/PISTON

F 5

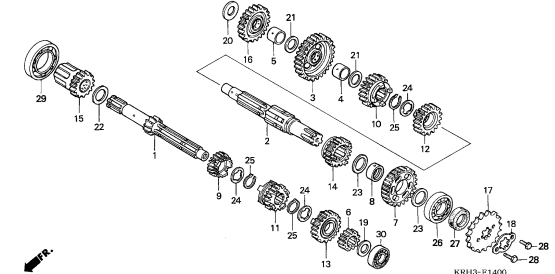


KR125-E1300

E-14

TRANSMISSION

F 6

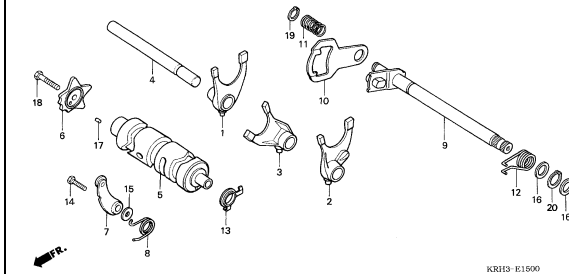


KR125-E1400

E-15

GEARSHIFT DRUM

F 8



KR125-E1500

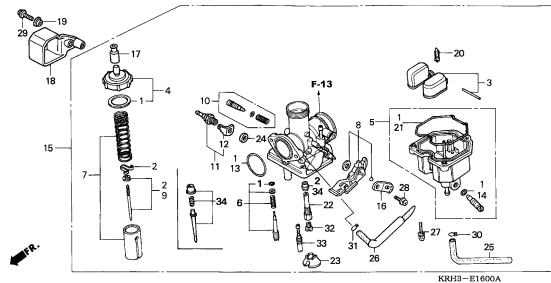
ENGINE GROUP

D 7

E-16

CARBURETOR

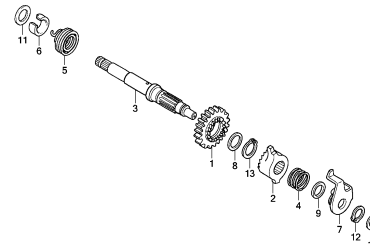
F10



E-17

KICK STARTER SPINDLE

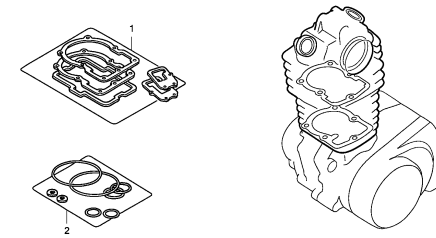
F13



EOP-1

GASKET KIT A

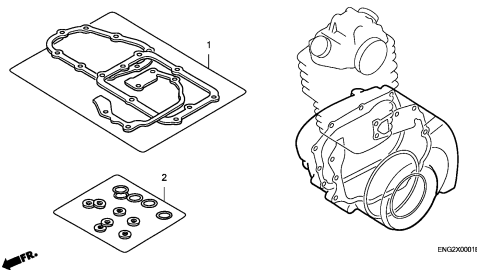
F14



EOP-2

GASKET KIT B

F15



2

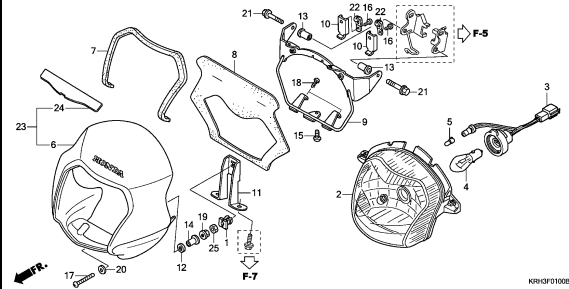
FRAME GROUP

D 8

F-1

HEADLIGHT

G 1

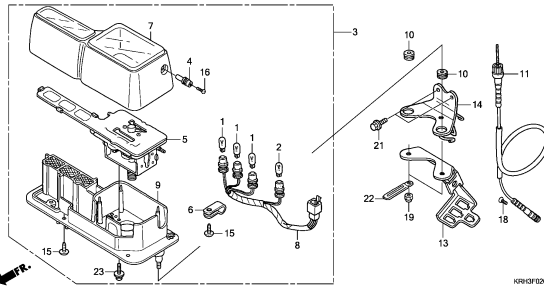


KRH3F0100B

F-2

METER

G 3

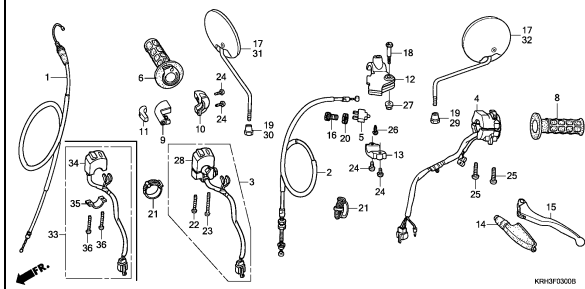


KRH3F0200C

F-3

HANDLE LEVER/SWITCH/CABLE

G 5

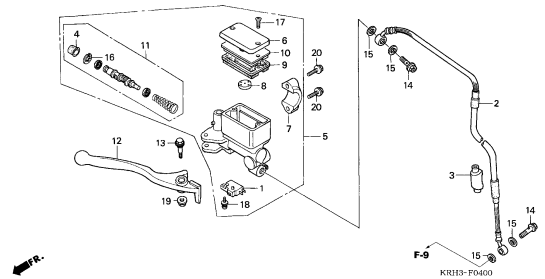


KRH3F0300B

F-4

FRONT BRAKE MASTER CYLINDER

G 8

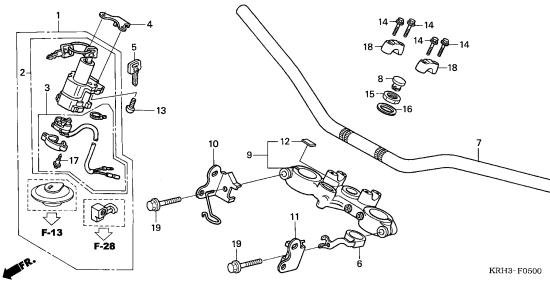


KRH3-F0400

F-5

HANDLE PIPE/TOP BRIDGE

G 9

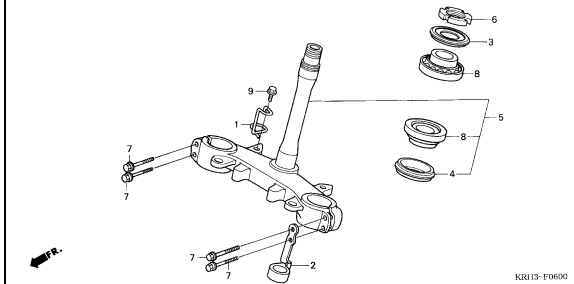


KRH3-F0500

F-6

STEERING STEM

G11

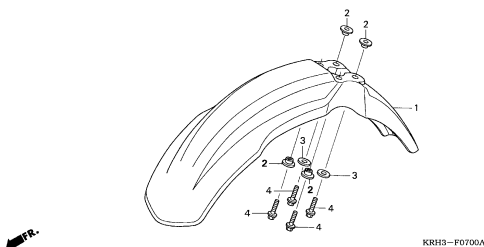


KRH3-F0600

F-7

FRONT FENDER

G12

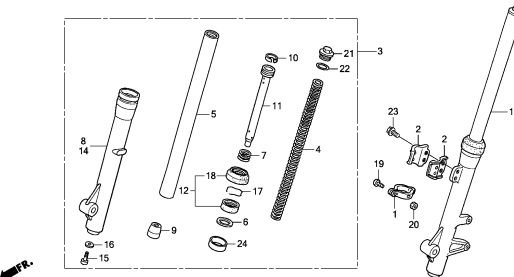


KRH3-F0700A

F-8

FRONT FORK

G13

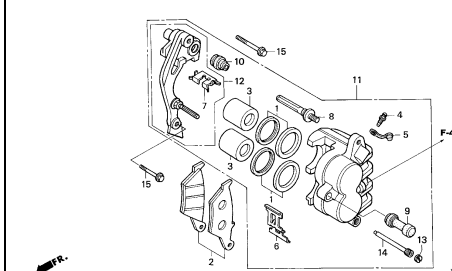


KRH3F0800A

F-9

FRONT BRAKE CALIPER

G15



KRH3-F0900

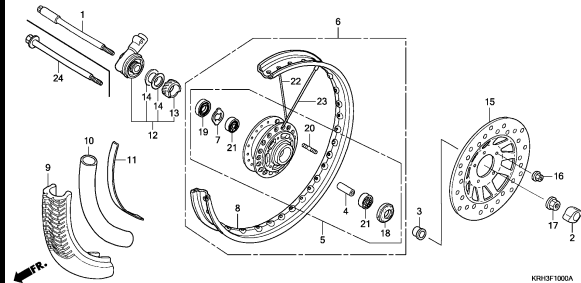
FRAME GROUP

D 9

F-10

FRONT WHEEL

G16

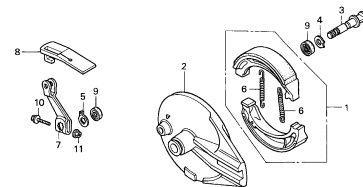


KRHSF1000A

F-11

REAR BRAKE PANEL

H 2

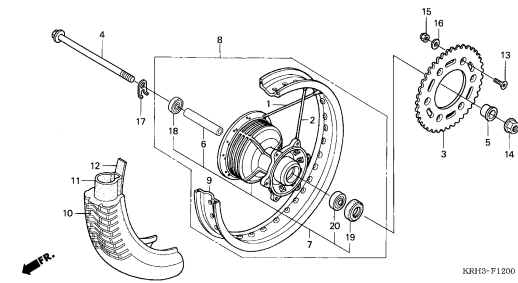


KRHS-F1100

F-12

REAR WHEEL

H 3

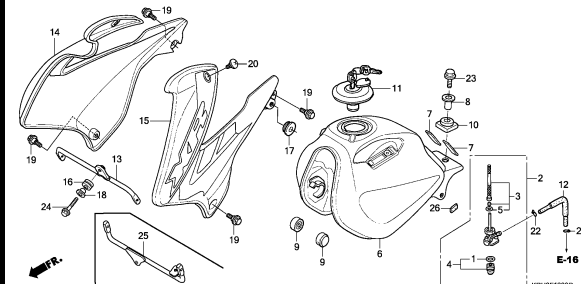


KRHS-F1200

F-13

FUEL TANK

H 5

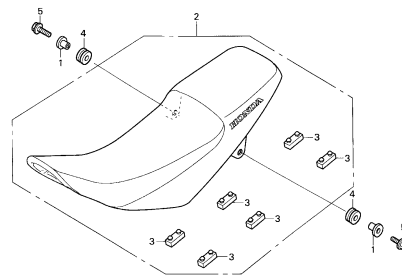


KRHSF1300D

F-14

SEAT

H 8

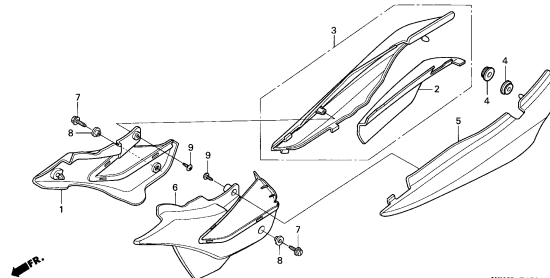


KRHS-F1400

F-15

SIDE COVER

H 9

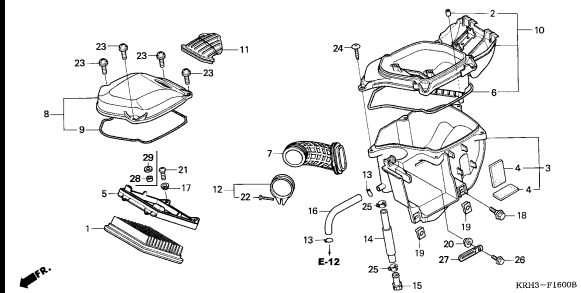


KRHS-F1500

F-16

AIR CLEANER

H10

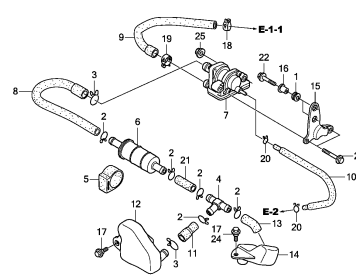


KRHS-F1600B

F-16-1

AIR SUCTION VALVE

H12

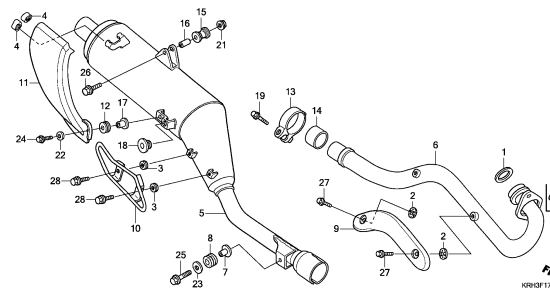


KRHSF1601A

F-17

EXHAUST MUFFLER

H14



KRHSF1700A

3

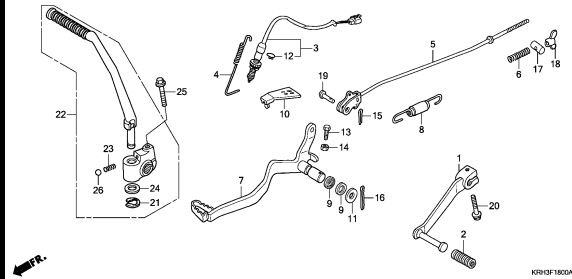
FRAME GROUP

D10

F-18

PEDAL

H16

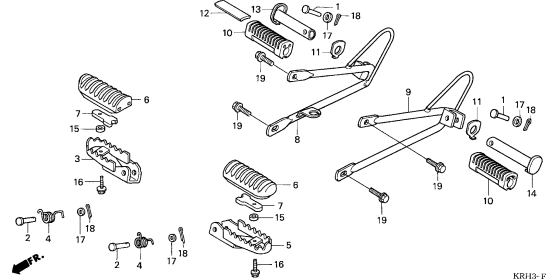


KRI3F1800A

F-19

STEP

I 2

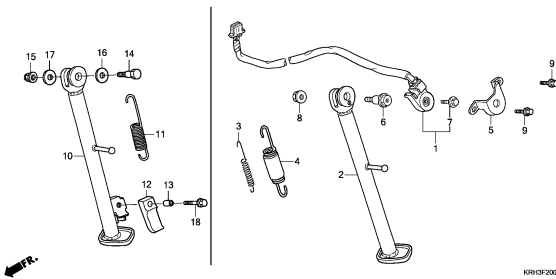


KRI3-F1900

F-20

STAND

I 4

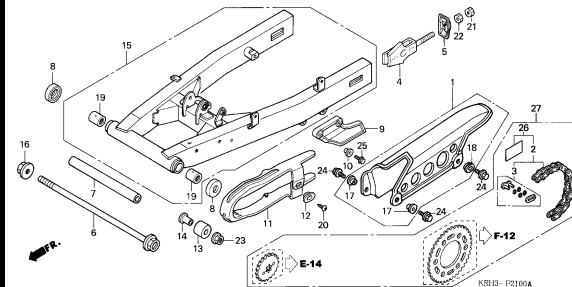


KRI3F2000A

F-21

SWINGARM

I 6

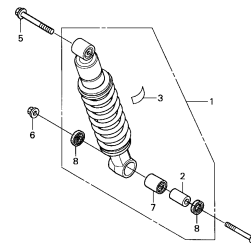


KRI3-F2100A

F-22

REAR CUSHION

I 8

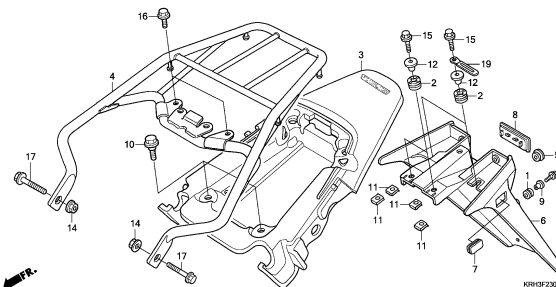


KRI3-F2200

F-23

REAR FENDER

I 9

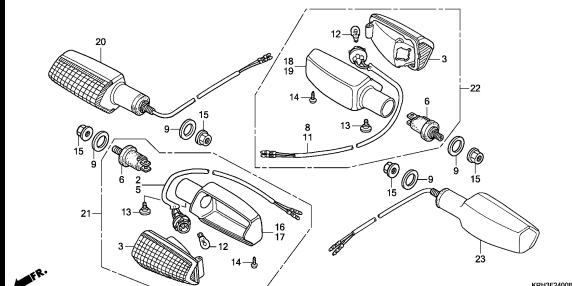


KRI3F2300A

F-24

WINKER

I11

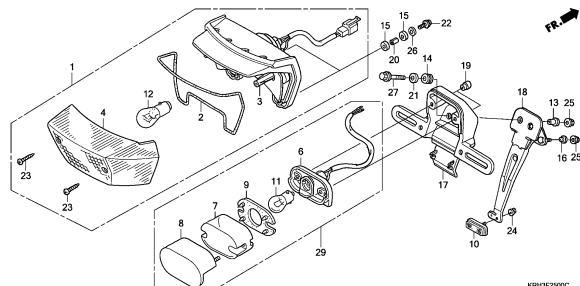


KRI3F2400B

F-25

TAILLIGHT/LICENSE LIGHT

I13

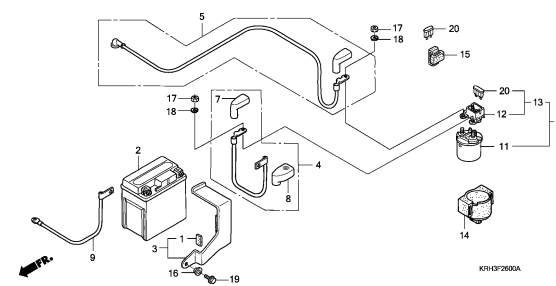


KRI3F2500C

F-26

BATTERY

I15



KRI3F2600A

3

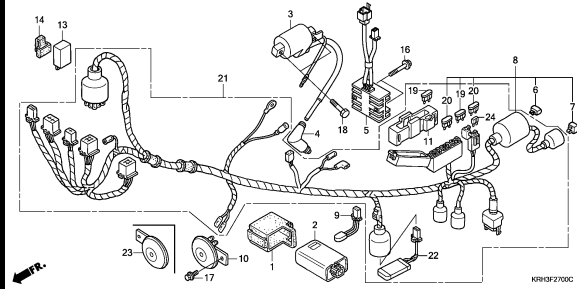
FRAME GROUP

D11

F-27

WIRE HARNESS

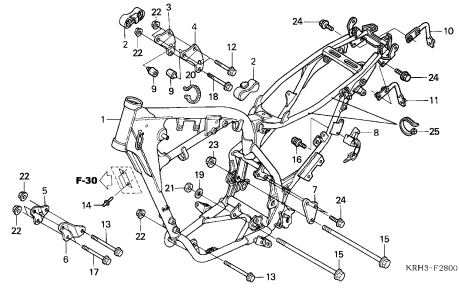
J 1



F-28

FRAME BODY

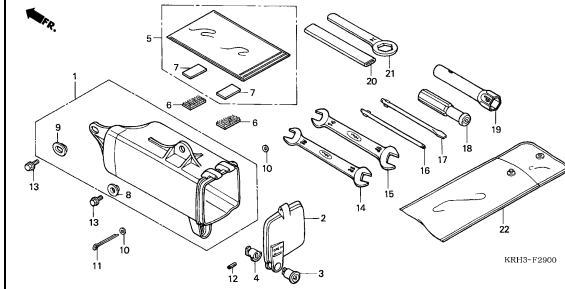
J 3



F-29

TOOLS

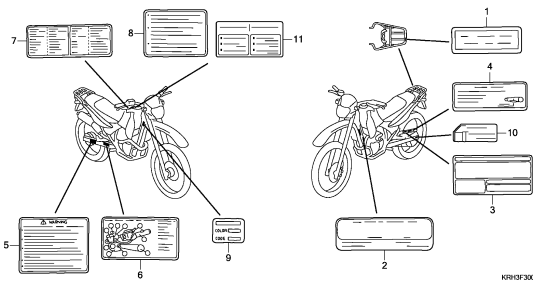
J 5



F-30

CAUTION LABEL

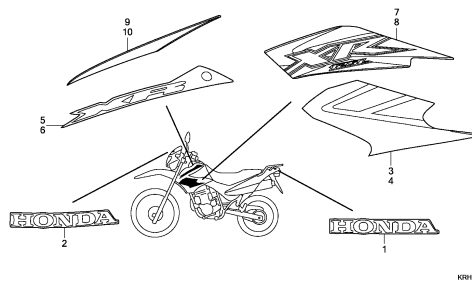
J 7



F-31

MARK

J 9

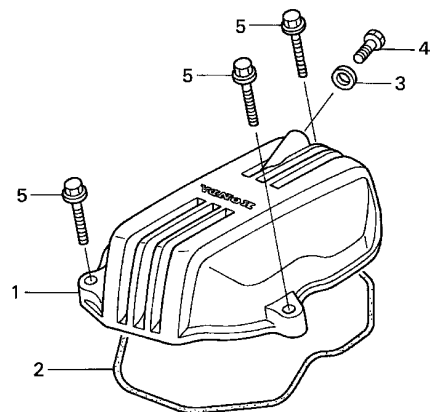


3

E-1

CYLINDER HEAD COVER(XR125L3)

E 1



FR.

KRH3-E0100

Ref. No.	L.O.N.	(Relative ref. Number) Description	F.R.T.
1	1111C4	COVER, CYLINDER HEAD	0.3
2	1111D2	GASKET, CYLINDER HEAD COVER ..	0.3

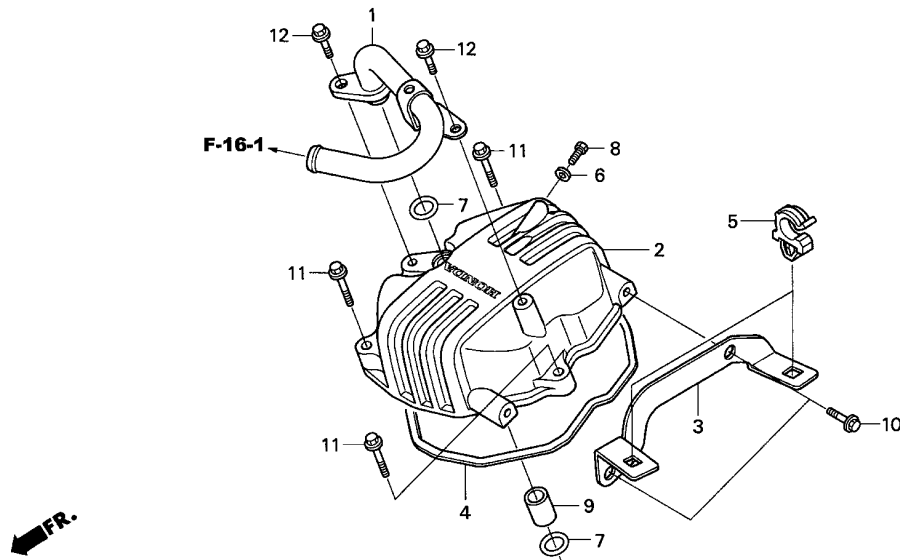
Ref. No.	Part No.	Description	Reqd. QTY							Serial No.	Parts catalogue code
			3	4	5	6	A	EKB	KB		
1	12311-KGA-900	COVER, CYLINDER HEAD	1	-	-	-	-	-	-		
2	12391-KY0-830	PACKING, HEAD COVER	1	-	-	-	-	-	-		
3	90441-028-010	WASHER, SEALING, 6MM	1	-	-	-	-	-	-		
4	92101-06012-0A	BOLT, HEX., 6X12	1	-	-	-	-	-	-		
5	95701-06028-00	BOLT, FLANGE, 6X28	3	-	-	-	-	-	-		

2

E-1-1

CYLINDER HEAD COVER(XR125L4,5,6,A/EKB/KB)

E 2

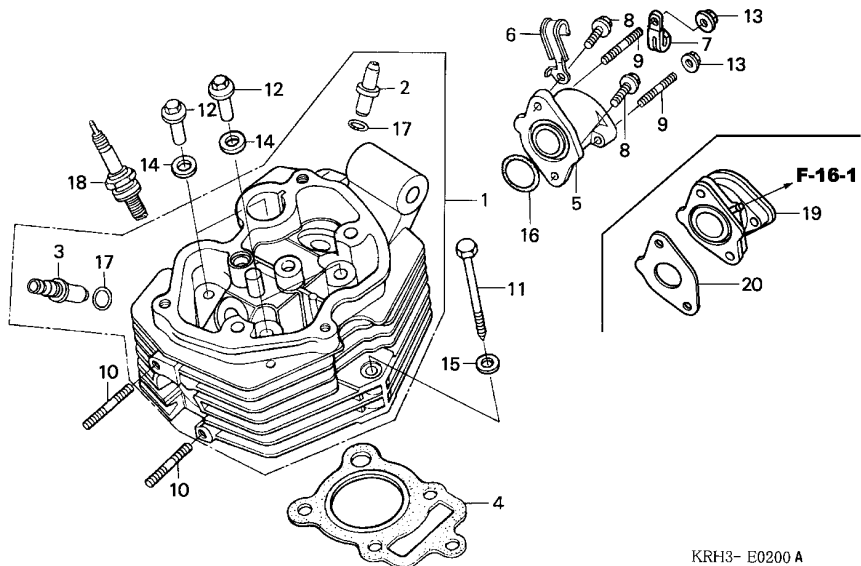


KRH3- E0101

Ref. No.	L.O.N.	(Relative ref. Number) Description	F.R.T.
1	3111D1	PIPE, SECONDARY AIR	0.3
2	1111C4	COVER, CYLINDER HEAD	0.3
4	1111D2	GASKET, CYLINDER HEAD COVER ..	0.3

Ref. No.	Part No.	Description	Reqd. QTY							Serial No.	Parts catalogue code
			3	4	5	6	A	EKB	KB		
1	11105-KRH-D20	PIPE COMP., AIR SUCTION	-	1	1	1	1	1	1	-	-
2	12311-KRH-D20	COVER, CYLINDER HEAD	-	1	1	1	-	-	-	-	-
	12311-KRH-900	-	-	-	-	1	1	1	-	-
3	12315-KRH-D20	PLATE, TUBE CLAMP	-	1	1	1	-	-	-	-	-
	12315-KRH-900	-	-	-	-	1	1	1	-	-
4	12391-KRH-D20	PACKING, HEAD COVER	-	1	1	1	1	1	1	-	-
5	16731-ZE2-003	CLIP, TUBE	-	2	2	2	-	-	-	-	-
	16731-KRH-900	-	-	-	-	2	2	2	-	-
6	90441-028-010	WASHER, SEALING, 6MM	-	1	1	1	-	-	-	-	-
	90441-KRH-900	-	-	-	-	1	1	1	-	-
7	91305-PE2-003	O-RING, 9.8X1.9	-	2	2	2	-	-	-	-	-
	91305-KRH-900	-	-	-	-	2	2	2	-	-
8	92101-06012-0A	BOLT, HEX., 6X12	-	1	1	1	1	1	1	-	-
9	90703-KRM-840	DOWEL PIN, 10X12	-	1	1	1	1	1	1	-	-
10	90032-GHR-660	BOLT, FLANGE, 6X16	-	2	2	2	-	-	-	-	-
	95701-06016-00	-	-	-	-	2	2	2	-	-
11	95701-06028-00	BOLT, FLANGE, 6X28	-	3	3	3	3	3	3	-	-
12	96001-06016-00	BOLT, FLANGE, 6X16	-	2	2	2	2	2	2	-	-

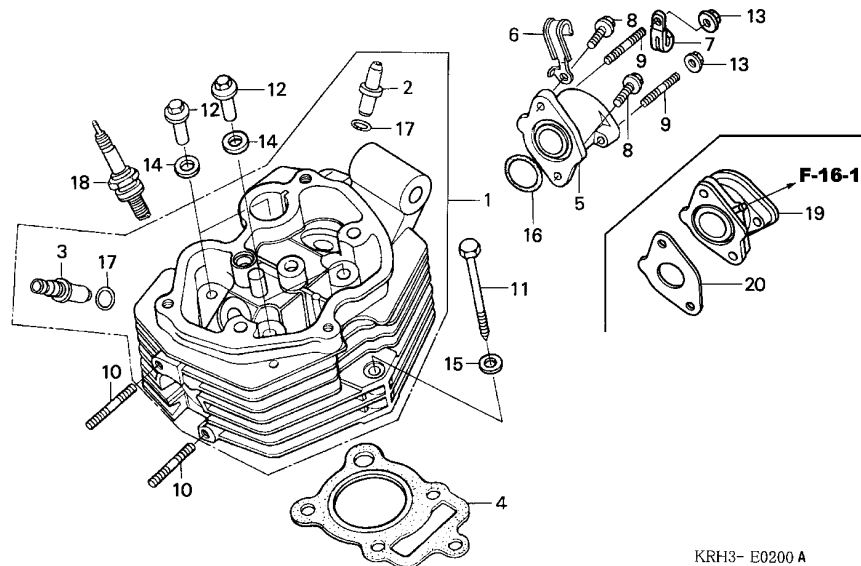
2



KRH3- E0200 A

Ref. No.	L.O.N.	(Relative ref. Number) Description	F.R.T.
1	111106	HEAD, CYLINDERINCLUDES: Valve adjust and reface (17)	2.4
2	1111L9	GUIDE, INTAKE VALVE(ONE)INCLUDES: Reaming .INCLUDES: Valve adjust and reface (17)	2.3
3	1111M0	GUIDE, EXHAUST VALVE(ONE)INCLUDES: Reaming .INCLUDES: Valve adjust and reface (17)	2.3
	1111M9	GUIDE, VALVE :FOR 1 VEHICLE .. .INCLUDES: Reaming .INCLUDES: Valve adjust and reface	2.6
4	111115	GASKET, CYLINDER HEAD (16,19,20)	1.5
5	311131	INSULATOR, THROTTLE BODY/ CARBURETOR	0.5
18	614130	PLUG, SPARK	0.1

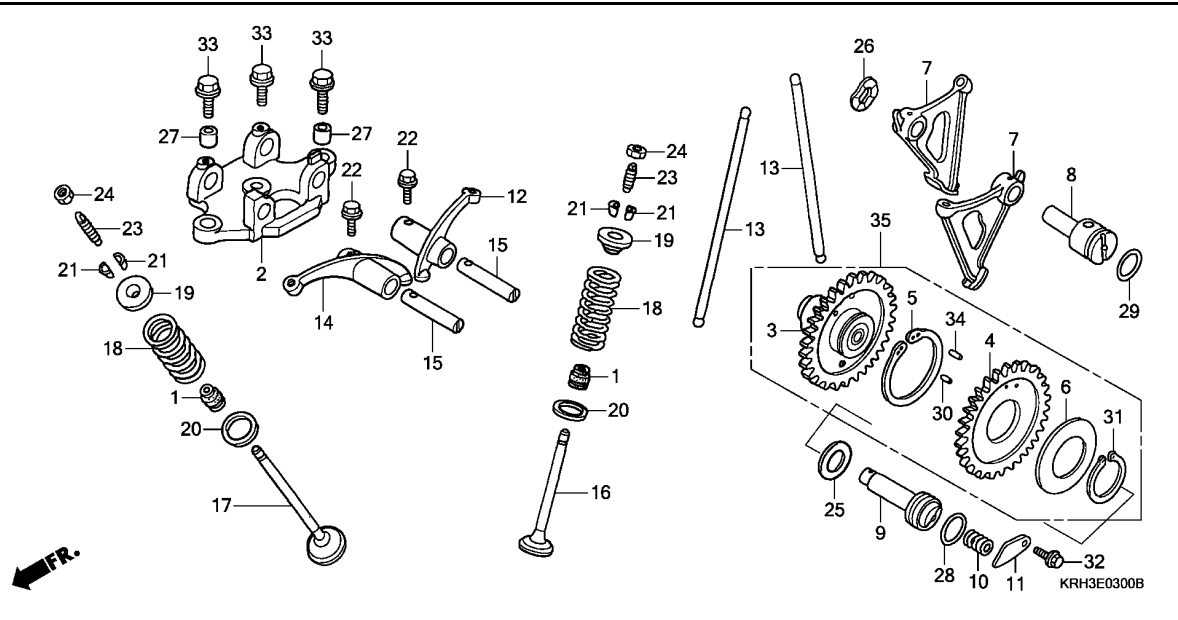
Ref. No.	Part No.	Description	Reqd. QTY						Serial No.	Parts catalogue code
			3	4	5	6	A	EKB		
1	12200-KSM-900	HEAD COMP., CYLINDER	1	-	-	-	-	-	-	
	12200-KRH-D20	-	1	1	1	-	-	-	
	12200-KRH-900	-	-	-	-	1	1	1	
2	12204-KGA-305	GUIDE, IN. VALVE(OS)	1	1	1	1	1	1	1	
3	12205-KGA-305	GUIDE, EX. VALVE(OS)	1	1	1	1	1	1	1	
4	12251-KYO-891	GASKET, CYLINDER HEAD	1	1	1	1	1	1	1	
5	16210-KRE-900	INSULATOR, CARBURETOR	1	-	-	-	-	-	-	
6	32921-KCH-900	CLIP, HIGH TENSION CORD	1	1	1	1	1	1	1	
7	32925-958-000	CLIP, PULSER CORD	1	1	1	1	1	1	1	
			-	-	-	-	-	1	1	----- 1LA,NZ,SA
8	90003-KPS-900	BOLT, FLANGE, 6X22	2	2	2	2	-	-	-	
	96001-06022-00	-	-	-	-	2	2	2	
9	90033-KPT-900	BOLT, STUD, 6X16	2	2	2	2	-	-	-	
	92912-06016-0B	-	-	-	-	2	2	2	
10	90041-KBB-900	BOLT, STUD, 7X29	2	2	2	2	-	-	-	
	90041-KGA-K60	-	-	-	-	2	2	2	
11	90126-397-000	BOLT, HEX., 8X79	1	1	1	1	-	-	-	
	90126-KRH-900	-	-	-	-	1	1	1	
12	90306-397-000	NUT, CYLINDER HEAD	4	4	4	4	4	4	4	
13	90402-KPT-900	NUT, FLANGE, 6MM	2	2	2	2	-	-	-	
	94050-06000	-	-	-	-	2	2	2	
14	90437-611-000	WASHER, PLAIN, 12MM	4	4	4	-	-	-	-	
	90437-KGA-K00	WASHER, PLATE, 12MM	-	-	-	4	-	-	-	
	90404-KPT-A00	WASHER, PLAIN, 12MM	-	-	-	-	4	4	4	
15	90442-KPS-900	WASHER, SEALING, 8MM	1	1	1	1	1	1	1	
16	91304-HB3-003	O-RING, 33.5X3.0	1	-	-	-	-	-	-	



KRH3- E0200 A

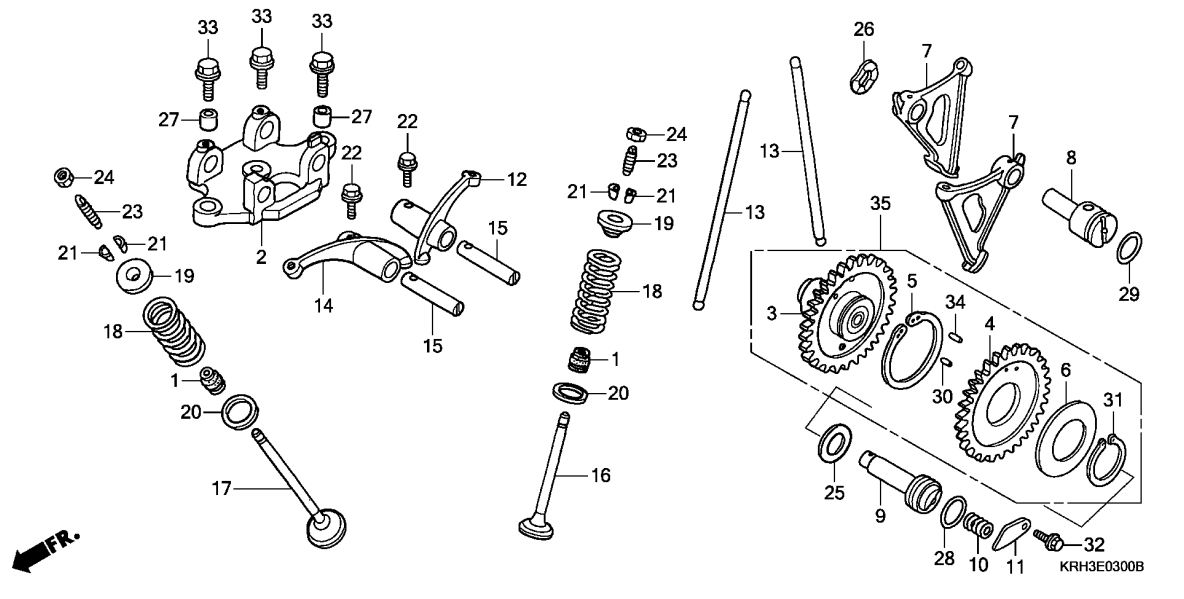
Ref. No.	Part No.	Description	Reqd. QTY							Serial No.	Parts catalogue code	
			3	4	5	6	A	EKB	KB			
16)	91304-KRM-840	O-RING, 33.5X3.0	-	1	1	1	1	1	1	1		
17	91305-028-000	O-RING, 9X1.6	2	2	2	2	2	2	2	2		
18	98069-58916	PLUG, SPARK (DPR8EA-9) (NGK) ..	1	1	1	1	-	-	-	-		
	98069-58926	PLUG, SPARK (X24EPR-U9) (DENSO)	1	1	1	1	-	-	-	-		
	98069-59916	PLUG, SPARK (DPR9EA-9) (NGK) ..	(1)	(1)	(1)	(1)	-	-	-	-		
	98069-59926	PLUG, SPARK (X27EPR-U9) (DENSO)	(1)	(1)	(1)	(1)	-	-	-	-		
	31916-KRH-900	PLUG, SPARK (DPR8EA-9) (NGK) ..	-	-	-	-	1	1	1	1		
	31926-KRH-900	PLUG, SPARK (DPR9EA-9) (NGK) ..	-	-	-	-	(1)	(1)	(1)			
19	16210-KRH-D20	INSULATOR COMP., CARBURETOR ..	-	1	1	1	1	1	1	1		
20	16214-KRH-D20	GASKET, CARBURETOR INSULATOR ..	-	1	1	1	-	-	-	-		
	16214-KRH-D21	-	-	-	-	1	1	1	1		



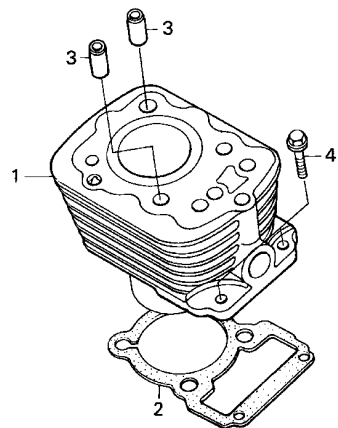


Ref. No.	L.O.N.	(Relative ref. Number) Description	F.R.T.
2	1111T3	(12,14,15) HOLDER, VALVE ROCKER ARMINCLUDES: Valve adjustment (35)	0.6
3	111118	CAMSHAFTINCLUDES: Valve adjustment	2.2
7	1111Y0	FOLLOWER, CAMSHAFTNOTE: Same time for two units	1.7
13	111165	ROD, VALVE PUSHNOTE: Same time for two units .INCLUDES: Valve adjustment	0.6
16	1111N0	VALVE, INTAKE(ONE)INCLUDES: Refacing	1.8
17	1111N1	VALVE, EXHAUST(ONE)INCLUDES: Refacing	1.8
	1111P0	VALVE :FOR 1 VEHICLEINCLUDES: Refacing	2.0
18	1111P2	(1,19,20,21) SPRING AND/OR STEM SEAL, INTAKE VALVE(ONE)	1.6
	1111P3	SPRING AND/OR STEM SEAL, EXHAUST VALVE(ONE)	1.6
	1111Q2	SPRING AND/OR STEM SEAL, VALVE :FOR 1 VEHICLE	1.7

Ref. No.	Part No.	Description	Reqd. QTY							Serial No.	Parts catalogue code
			3	4	5	6	A	EKB	KB		
1	12209-GB4-681	SEAL, VALVE STEM(NOK)	2	2	2	2	-	-	-		
	12209-GB4-682	SEAL, VALVE STEM(ARAI)	-	-	-	-	2	2	2		
2	12210-KY0-890	HOLDER, ROCKER ARM	1	1	1	1	1	1	1		
3	14110-KFC-790	CAMSHAFT COMP.(44T)	1	1	1	1	-	-	-		
	14110-KRH-900	-	-	-	-	1	1	1		
4	14112-KGA-900	GEAR B, CAM DRIVEN(44T)	1	1	1	1	-	-	-		
	14112-KGA-K00	-	-	-	-	1	1	1		
5	14113-KGA-900	SPRING, CAM DRIVEN	1	1	1	1	-	-	-		
	14113-KGA-K00	-	-	-	-	1	1	1		
6	14115-KGA-900	SPRING, THRUST	1	1	1	1	-	-	-		
	14115-KGA-K00	-	-	-	-	1	1	1		
7	14421-KGA-900	FOLLOWER, CAM	2	2	2	2	2	2	2		
8	14422-KGA-900	SHAFT, CAM FOLLOWER	1	1	1	1	-	-	-		
	14422-KRH-900	-	-	-	-	1	1	1		
9	14423-KGA-900	SHAFT, CAM GEAR	1	1	1	1	-	-	-		
	14423-KRH-900	-	-	-	-	1	1	1		
10	14425-KGA-900	SPRING, CAMSHAFT	1	1	1	1	1	1	1		
11	14426-KGA-900	PLATE, SPRING STOPPER	1	1	1	1	1	1	1		
12	14431-397-310	ARM, IN. VALVE ROCKER	1	1	1	1	1	1	1		
13	14440-KCH-770	ROD, PUSH	2	2	2	2	-	-	-		
	14440-KRH-900	-	-	-	-	2	2	2		
14	14441-397-310	ARM, EX. VALVE ROCKER	1	1	1	1	1	1	1		
15	14451-KY0-890	SHAFT, ROCKER ARM	2	2	2	2	2	2	2		
16	14711-KGA-B00	VALVE, IN.	1	1	1	1	1	1	1		
17	14721-KGA-B00	VALVE, EX.	1	1	1	1	1	1	1		
18	14751-KGA-B00	SPRING, VALVE	2	2	2	2	2	2	2		



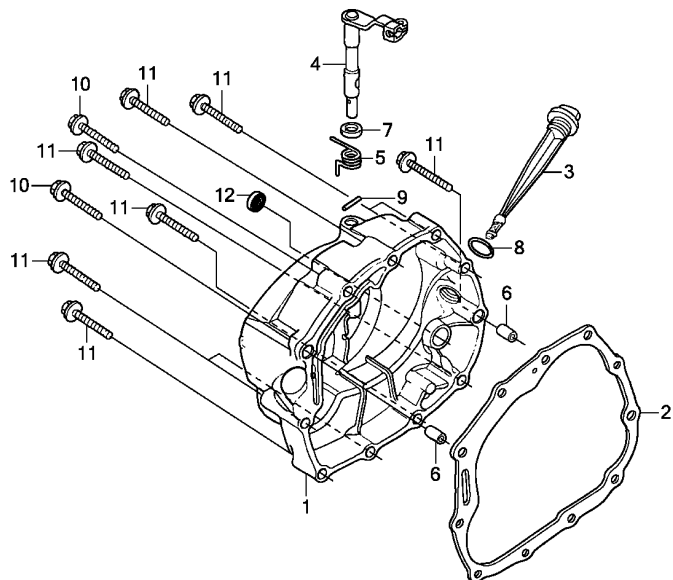
Ref. No.	Part No.	Description	Reqd. QTY								Serial No.	Parts catalogue code
			3	4	5	6	A	EKB	KB			
19	14771-KGA-B01	RETAINER, VALVE SPRING	2	2	2	2	2	2	2			
20	14775-KGA-B00	SEAT, VALVE SPRING	2	2	2	2	2	2	2			
21	14781-KGA-B00	COTTER, VALVE	4	4	4	4	4	4	4			
22	90002-KY0-890	BOLT, FLANGE, 6X16	2	2	2	2	2	2	2			
23	90012-KK3-830	SCREW, TAPPET ADJUSTING	2	2	2	2	2	2	2			
24	90206-250-000	NUT, TAPPET ADJUSTING	2	2	2	2	2	2	2			
25	90428-958-000	WASHER B, THRUST, 14MM	1	1	1	1	-	-	-			
	90428-KRH-900	-	-	-	-	1	1	1			
26	90444-397-000	WASHER, WAVE, 12MM	1	1	1	1	1	1	1			
27	90703-KPS-900	DOWEL PIN, 10X14	2	2	2	2	2	2	2			
28	91318-590-000	O-RING, 2.5X20	1	1	1	1	-	-	-			
	91301-KGA-K60	O-RING, 20X2.5	-	-	-	-	1	1	1			
29	91333-567-010	O-RING, 17.0X2.5	1	1	1	1	-	-	-			
	91302-KGA-K60	O-RING, 17X2.5	-	-	-	-	1	1	1			
30	94303-03050	DOWEL PIN, 3X5	1	1	1	1	-	-	-			
	90702-KRH-900	PIN B, DOWEL, 3X5	-	-	-	-	1	1	1			
31	94510-32000	CIRCLIP, EXTERNAL, 32MM	1	1	1	1	-	-	-			
	90601-KGA-K00	-	-	-	-	1	1	1			
32	95701-06012-00	BOLT, FLANGE, 6X12	1	-	-	-	1	1	1			
	90032-GHR-640	-	1	1	1	-	-	-			
33	95701-08030-00	BOLT, FLANGE, 8X30	3	3	3	3	3	3	3			
34	96220-30085	ROLLER, 3X8.5	1	1	1	1	-	-	-			
	91112-KRH-900	-	-	-	-	1	1	1			
35	14100-KRH-900	CAMSHAFT ASSY.	-	-	-	-	1	1	1			



KRH3-E0400

Ref. No.	L.O.N.	(Relative ref. Number) Description	F.R.T.
1	1111A5	CYLINDER	1.8
2	111102	GASKET, CYLINDER	1.7

Ref. No.	Part No.	Description	Reqd. QTY							Serial No.	Parts catalogue code
			3	4	5	XR125L 6	A	EKB	KB		
1	12100-KGA-900	CYLINDER COMP.	1	-	-	-	-	-	-	-	
	12100-KGA-D00	-	1	1	1	-	-	-	-	
	12100-KRH-900	-	-	-	-	1	1	1	-	
2	12191-KGA-900	GASKET, CYLINDER	1	1	1	1	-	-	-	-	
	12191-KGA-901	-	-	-	-	1	1	1	-	
3	90704-KPS-900	DOWEL PIN, 10X20	2	2	2	2	2	2	2	2	
4	95701-06022-00	BOLT, FLANGE, 6X22	2	2	2	2	2	2	2	2	

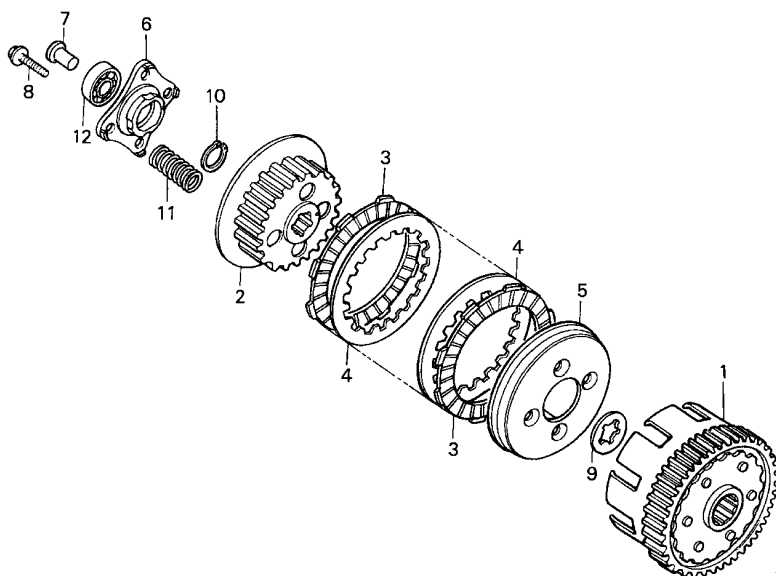


KRH3E0500A

Ref. No.	L.O.N.	(Relative ref. Number) Description	F.R.T.
1	110159	COVER, CRANKCASE :RIGHT	0.7
2	110158	GASKET, CRANKCASE COVER :RIGHT (5)	0.6
4	2121A7	LEVER, CLUTCH	0.7
12	112105	OIL SEAL, KICK STARTER SPINDLE	0.7

Ref. No.	Part No.	Description	Reqd. QTY							Serial No.	Parts catalogue code
			3	4	5	6	A	EKB	KB		
1	11330-KSM-900	COVER COMP., R. CRANKCASE	1	1	1	1	-	-	-		
	11330-KRH-900	-	-	-	-	1	-	-		
	11330-KRH-920	-	-	-	-	-	1	1		
2	11393-KGA-900	GASKET, R. COVER	1	1	1	1	-	-	-		
	11393-KGA-901	-	-	-	-	1	1	1		
3	15650-KFC-790	GAUGE, OIL LEVEL	1	1	1	1	1	1	1		
4	22810-437-000	LEVER COMP., CLUTCH	1	1	1	1	-	-	-		
	22810-KGA-K60	-	-	-	-	1	1	1		
5	22815-KPS-900	SPRING, CLUTCH LEVER	1	1	1	1	-	-	-		
	22815-428-000	-	-	-	-	1	1	1		
6	90702-KPS-900	DOWEL PIN, 8X14	2	2	2	2	-	-	-		
	90702-KRM-840	-	-	-	-	2	2	2		
7	91201-148-003	OIL SEAL, 12X22X5 (ARAI)	1	1	1	1	-	-	-		
	91201-KRH-900	-	-	-	-	1	1	1		
8	91307-035-000	O-RING, 18X3	1	-	-	-	-	-	-		
	91307-KRM-840	-	1	1	1	1	1	1		
9	94305-30102	PIN, SPRING, 3X10	1	1	1	1	-	-	-		
	90703-KRH-900	-	-	-	-	1	1	1		
10	96001-06035-00	BOLT, FLANGE, 6X35	2	-	-	-	2	2	2		
	90040-GHR-740	-	2	2	2	-	-	-		
11	96001-06040-00	BOLT, FLANGE, 6X40	9	-	-	-	9	9	9		
	90040-GHR-760	-	9	9	9	-	-	-		
12	91204-KRH-921	OIL SEAL, 16X28X7	-	-	-	-	-	1	1		





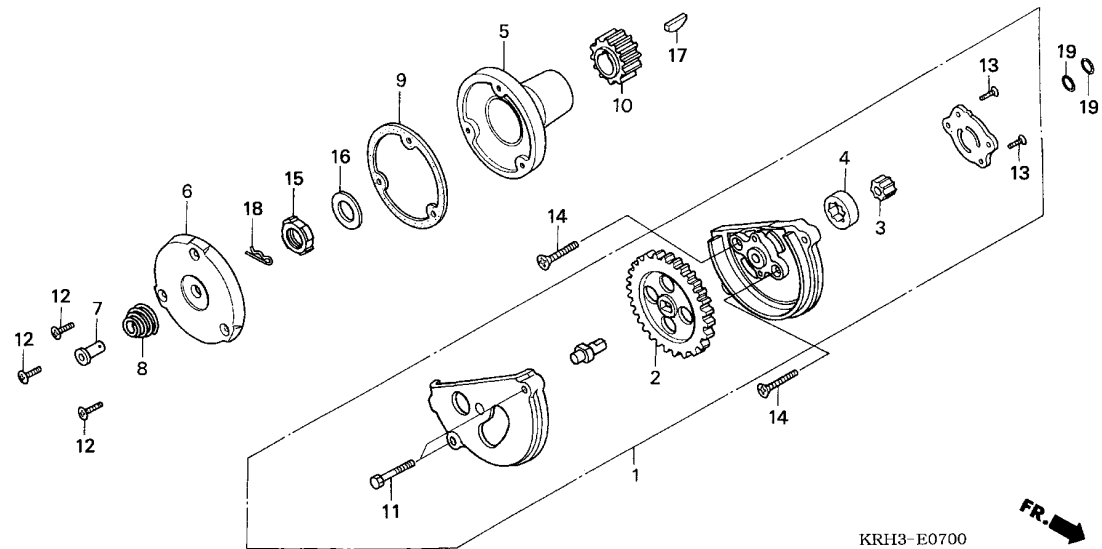
Ref. No.	L.O.N.	(Relative ref. Number) Description	F.R.T.
1	2121A0	OUTER, CLUTCH	0.8
2	212112	CENTER, CLUTCH	0.8
3	2121A1	(4) DISC, CLUTCH FRICTION	0.8
		.NOTE: Same time for two units or more	
7	2121B6	ROD, CLUTCH LIFTER	0.6
11	212107	SPRING, CLUTCH	0.7
		.NOTE: Same time for two units or more	

Ref. No.	Part No.	Description	Reqd. QTY							Serial No.	Parts catalogue code
			3	4	5	6	A	EKB	KB		
1	22100-KRE-900	OUTER COMP., CLUTCH	1	1	1	1	-	-	-		
	22100-KRH-900	-	-	-	-	1	1	1		
2	22121-397-630	CENTER, CLUTCH	1	1	1	1	-	-	-		
	22121-KRH-900	-	-	-	-	1	1	1		
3	22201-MR8-000	DISK, CLUTCH FRICTION	5	5	5	5	5	5	5		
4	22311-KN4-680	PLATE, CLUTCH	4	4	4	4	4	4	4		
5	22350-107-010	PLATE, CLUTCH PRESSURE	1	1	1	1	1	1	1		
6	22361-397-630	PLATE, CLUTCH LIFTER	1	1	1	1	-	-	-		
	22361-KRH-900	-	-	-	-	1	1	1		
7	22366-KGA-900	ROD, CLUTCH LIFTER	1	1	1	1	1	1	1		
8	90050-KPS-900	BOLT, SPECIAL FLANGE, 6X22 ..	4	4	4	4	-	-	-		
	90050-357-000	-	-	-	-	4	4	4		
9	90461-KPS-900	WASHER B, SPLINE, 20MM	1	1	1	1	1	1	1		
10	90605-200-000	SET RING, 20MM	1	-	-	-	-	-	-		
	90605-KPS-900	-	1	1	1	-	-	-		
	90605-KRH-900	-	-	-	-	1	1	1		
11	95014-75110	SPRING, CLUTCH(11)	4	4	4	4	4	4	4		
	22401-KGA-K60	SPRING, CLUTCH	-	4	4	4	-	-	-		
12	96100-60010-00	BEARING, RADIAL BALL, 6001 ..	1	1	1	1	1	1	1		

E-7

OIL PUMP

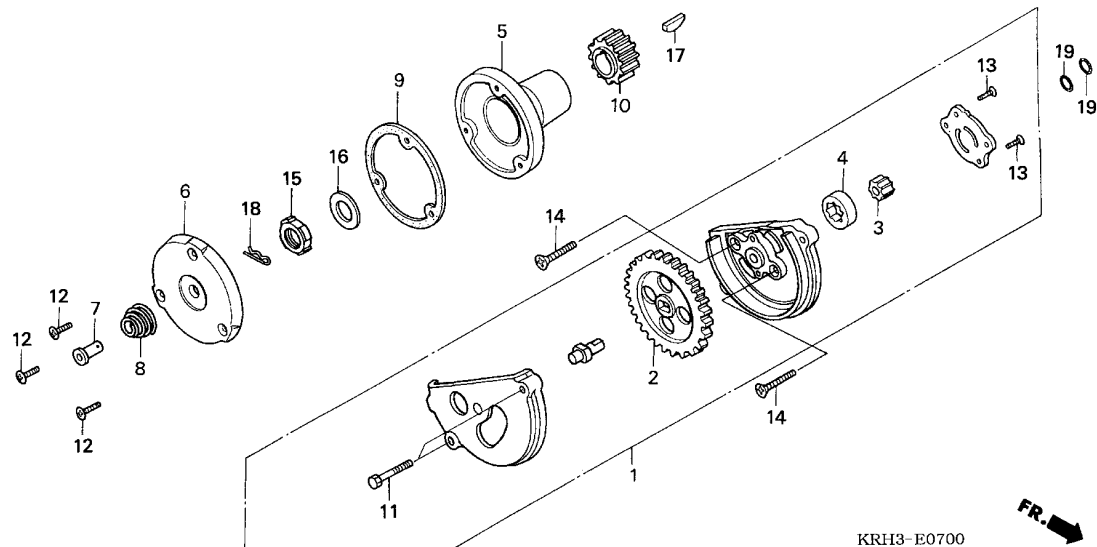
E10



Ref. No.	L.O.N.	(Relative ref. Number) Description	F.R.T.
1	113105	PUMP ASSY., OIL	0.7
2	1131B8	GEAR, OIL PUMP DRIVE	0.6
4	1131C7	ROTOR, OIL PUMP	0.8
5	1101L0	ROTOR, OIL FILTER	0.7
6	1101L1	CAP, OIL FILTER ROTOR	0.6
10	211105	GEAR, PRIMARY DRIVE	0.7

Ref. No.	Part No.	Description	Reqd. QTY						Serial No.	Parts catalogue code
			3	4	5	6	A	EKB		
1	15100-KPT-900	PUMP ASSY., OIL	1	1	1	1	-	-	-	
	15100-KRH-900	-	-	-	1	1	1	1	
2	15131-KPT-900	GEAR, OIL PUMP DRIVE(31T)	1	1	1	1	-	-	-	
	15131-KW1-900	-	-	-	-	1	1	1	
3	15331-KPS-900	ROTOR, OIL PUMP INNER	1	1	1	1	-	-	-	
	15331-KRH-900	-	-	-	-	1	1	1	
4	15332-KPS-900	ROTOR, OIL PUMP OUTER	1	1	1	1	-	-	-	
	15332-KRH-900	-	-	-	-	1	1	1	
5	15430-KPS-900	ROTOR COMP., OIL FILTER	1	1	1	1	-	-	-	
	15430-KRH-900	-	-	-	-	1	1	1	
6	15436-KPS-900	CAP, OIL FILTER ROTOR	1	1	1	1	-	-	-	
	15436-KRM-840	-	-	-	-	1	1	1	
7	15441-KPS-900	THROUGH, OIL	1	1	1	1	-	-	-	
	15441-KCS-650	-	-	-	-	1	1	1	
8	15446-KPS-900	SPRING, OIL THROUGH	1	1	1	1	-	-	-	
	15446-107-000	-	-	-	-	1	1	1	
9	15459-KT0-710	GASKET, OIL FILTER CAP	1	1	1	1	-	-	-	
	15459-KWK-900	-	-	-	-	1	1	1	
10	23121-KW1-900	GEAR A, PRIMARY DRIVE(18T) ..	1	1	1	1	1	1	1	
11	90010-KPS-900	BOLT, HEX., 5X20	2	2	2	2	-	-	-	
	92101-05020-OA	-	-	-	-	2	2	2	
12	90112-KPS-900	SCREW, OVAL, 5X12	3	3	3	3	-	-	-	
	93700-05012-OA	-	-	-	-	3	3	3	
13	90211-KPS-900	SCREW, FLAT, 4X12	2	2	2	2	-	-	-	
	93600-04012-OA	-	-	-	-	2	2	2	
14	90213-KPS-900	SCREW, FLAT, 6X30	2	2	2	2	-	-	-	
	93600-06030-OH	-	-	-	-	2	2	2	

2



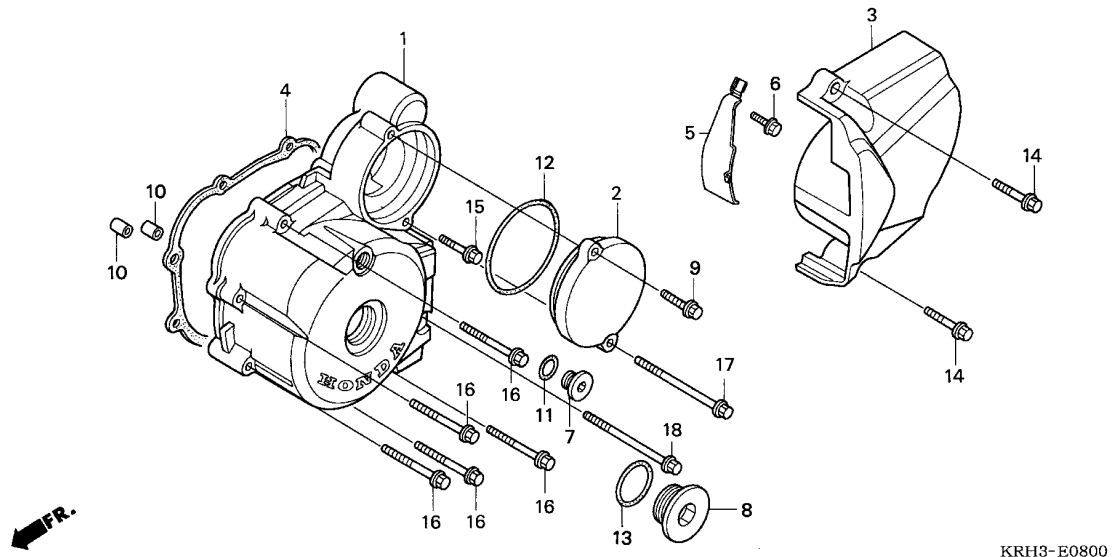
KRH3-E0700

Ref. No.	Part No.	Description	Reqd. QTY							Serial No.	Parts catalogue code
			3	4	5	6	A	EKB	KB		
15	90231-KPS-900	NUT, LOCK, 16MM	1	1	1	1	-	-	-	-	-
	90231-KRH-900	-	-	-	-	1	1	1	-	-
16	90434-KPS-900	WASHER, 16MM	1	1	1	1	-	-	-	-	-
	90434-KRH-900	-	-	-	-	1	1	1	-	-
17	90471-KGA-900	KEY, WOODRUFF, 25X18	1	1	1	1	-	1	1	-	-
	90471-KRH-900	KEY, WOODRUFF, 25X14	-	-	-	-	1	-	-	-	-
18	90751-KPS-900	PIN, LOCK, 8MM	1	1	1	1	-	-	-	-	-
	90701-KRH-900	-	-	-	-	1	1	1	-	-
19	91304-KPS-900	O-RING, 9.4X2.4	2	2	2	2	2	2	2	-	-

E-8

LEFT CRANKCASE COVER(XR125L3,4,5,6,A/EKB)

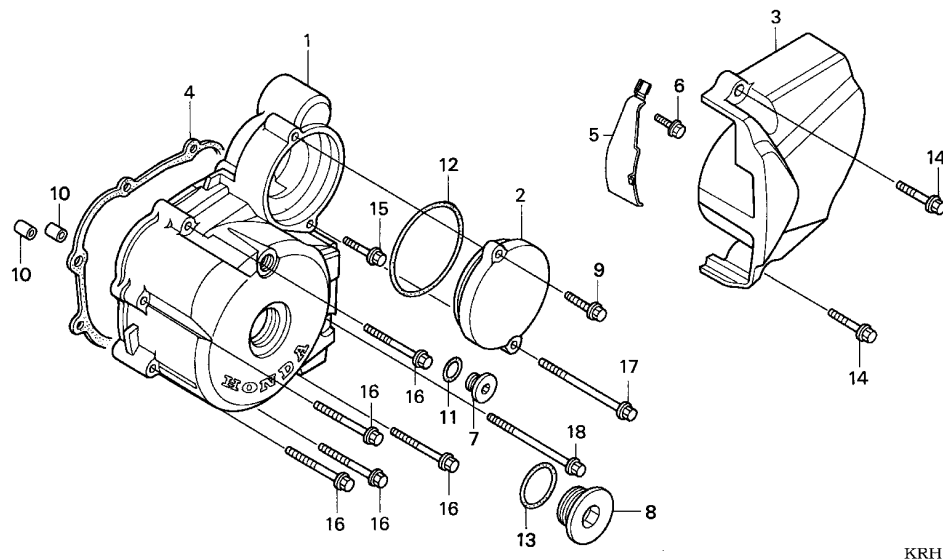
E12



Ref. No.	L.O.N.	(Relative ref. Number) Description	F.R.T.
1	1101A6	COVER, CRANKCASE :LEFT (12)	0.4
2	2101D7	COVER, REDUCTION GEAR	0.1
3	1101B0	COVER, CRANKCASE :LEFT REAR ..	0.1
4	1101A3	GASKET, CRANKCASE COVER :LEFT	0.3

Ref. No.	Part No.	Description	Reqd. QTY						Serial No.	Parts catalogue code
			3	4	5	6	A	EKB		
1	11341-KRH-000	COVER, L. CRANKCASE	1	-	-	-	-	-	-	-
	11341-KGA-940	-	1	1	1	-	-	-	-
	11341-KRH-900	-	-	-	-	1	1	-	-
2	11355-KGA-940	COVER, REDUCTION GEAR	1	1	1	1	1	1	-	-
3	11360-KSM-900	COVER, L. RR. CRANKCASE	1	1	1	1	-	-	-	-
	11360-KRH-900	-	-	-	-	1	1	-	-
4	11395-KGA-900	GASKET, L. COVER	1	1	1	1	-	-	-	-
	11395-KGA-901	-	-	-	-	1	1	-	-
5	32976-KW1-900	CLAMPER, A.C. GENERATOR CORD	1	1	1	1	1	1	-	-
6	90001-KPS-900	BOLT, FLANGE, 6X14	1	1	1	1	-	-	-	-
	96001-06014-00	-	-	-	-	1	1	-	-
7	90084-KPS-900	CAP, 14MM	1	1	1	1	1	1	-	-
8	90087-MR1-000	CAP, 30MM	1	1	1	1	-	-	-	-
	90087-MEG-800	-	-	-	-	1	1	-	-
9	90104-KPS-900	BOLT, FLANGE, 6X20	1	1	1	1	-	-	-	-
	96001-06020-00	-	-	-	-	1	1	-	-
10	90702-KPS-900	DOWEL PIN, 8X14	2	2	2	2	-	-	-	-
	90702-KRM-840	-	-	-	-	2	2	-	-
11	91303-377-000	O-RING, 13.8X2.5	1	-	-	-	-	-	-	-
	91303-KRM-840	-	1	1	1	1	1	-	-
12	91304-MN5-003	O-RING, 63X3(ARAI)	1	1	1	-	-	-	-	-
	91304-KGA-940	O-RING, 63X3	-	-	-	1	1	1	-	-
13	91356-425-003	O-RING, 30MM	1	1	1	1	-	-	-	-
	91356-KSS-900	-	-	-	-	1	1	-	-
14	96001-06025-00	BOLT, FLANGE, 6X25	2	2	2	2	2	2	-	-
15	96001-06032-00	BOLT, FLANGE, 6X32	1	1	1	1	1	1	-	-

2



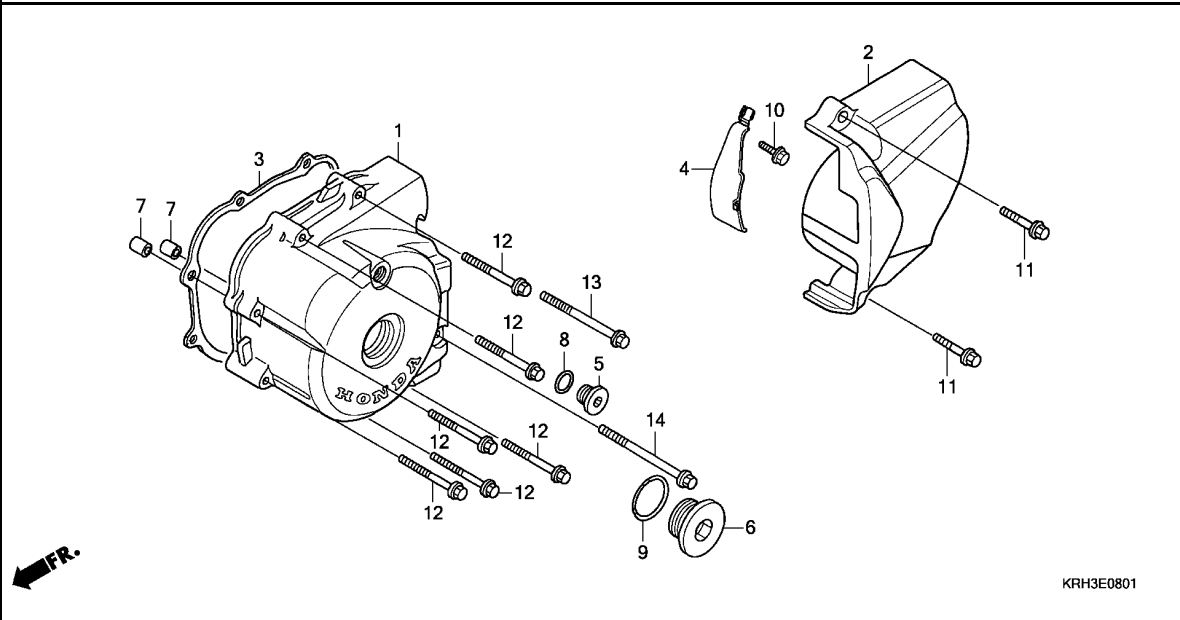
Ref. No.	Part No.	Description	Reqd. QTY							Serial No.	Parts catalogue code
			3	4	5	6	A	EKB	KB		
16	96001-06045-00	BOLT, FLANGE, 6X45	5	-	-	-	5	5	-		
	90040-GHR-770	-	5	5	5	-	-	-		
17	96001-06070-00	BOLT, FLANGE, 6X70	1	1	1	1	1	1	-		
18	96001-06080-00	BOLT, FLANGE, 6X80	1	1	1	1	1	1	-		

2

E-8-1

LEFT CRANKCASE COVER(XR125LKB)

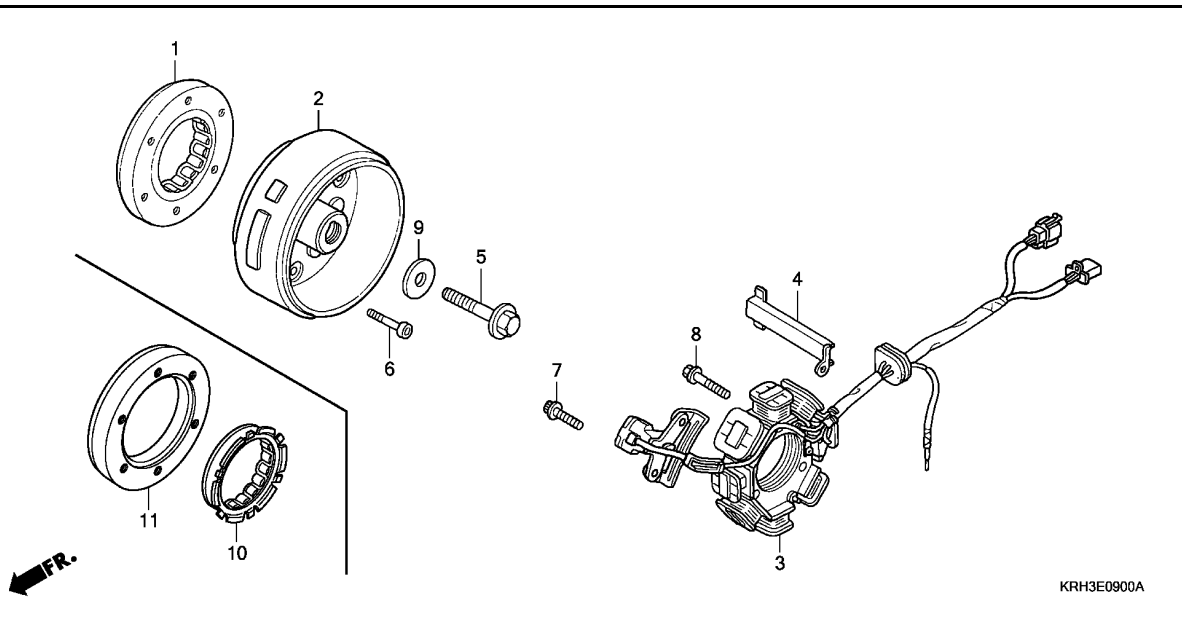
E14



Ref. No.	L.O.N.	(Relative ref. Number) Description	F.R.T.
1	1101A6	COVER, CRANKCASE :LEFT	0.4
2	1101B0	COVER, CRANKCASE :LEFT REAR ..	0.1
3	1101A3	GASKET, CRANKCASE COVER :LEFT	0.3

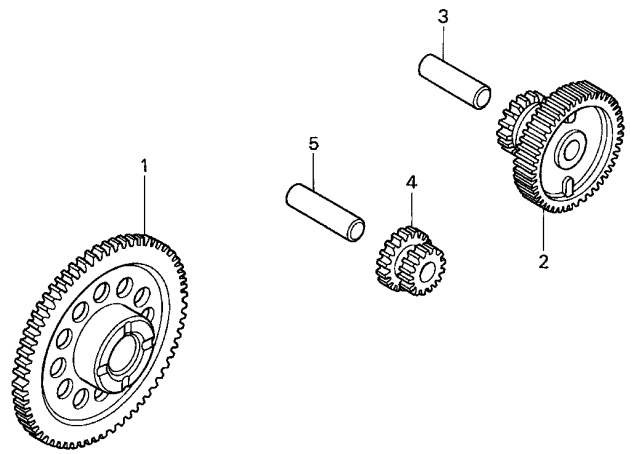
Ref. No.	Part No.	Description	Reqd. QTY						Serial No.	Parts catalogue code
			3	4	5	6	A	EKB		
1	11341-KRH-720	COVER, L. CRANKCASE	-	-	-	-	-	-	1	
2	11360-KRH-900	COVER, L. RR. CRANKCASE	-	-	-	-	-	-	1	
3	11395-KGA-901	GASKET, L. COVER	-	-	-	-	-	-	1	
4	32976-KW1-900	CLAMPER, A.C. GENERATOR CORD	-	-	-	-	-	-	1	
5	90084-KPS-900	CAP, 14MM	-	-	-	-	-	-	1	
6	90087-MEG-B00	CAP, 30MM	-	-	-	-	-	-	1	
7	90702-KRM-840	DOWEL PIN, 8X14	-	-	-	-	-	-	2	
8	91303-KRM-840	O-RING, 13.8X2.5	-	-	-	-	-	-	1	
9	91356-KSS-900	O-RING, 30MM	-	-	-	-	-	-	1	
10	96001-06014-00	BOLT, FLANGE, 6X14	-	-	-	-	-	-	1	
11	96001-06025-00	BOLT, FLANGE, 6X25	-	-	-	-	-	-	2	
12	96001-06045-00	BOLT, FLANGE, 6X45	-	-	-	-	-	-	6	
13	96001-06060-00	BOLT, FLANGE, 6X60	-	-	-	-	-	-	1	
14	96001-06080-00	BOLT, FLANGE, 6X80	-	-	-	-	-	-	1	

2



Ref. No.	L.O.N.	(Relative ref. Number) Description	F.R.T.
1		(10,11)	
612131		OUTER, STARTING CLUTCH	0.6
2		613105 ROTOR OR FLYWHEEL	0.5
		613105A .With starting motor type add	0.1
3		6131A3 STATOR	0.6

Ref. No.	Part No.	Description	Reqd. QTY						Serial No.	Parts catalogue code
			3	4	5	6	A	EKB		
1	28125-KFC-791	OUTER COMP., STARTING CLUTCH	1	1	1	1	1	-	-	
2	31110-KRH-D01	FLYWHEEL COMP.	1	1	1	1	-	-	-	
	31110-KRH-901	FLYWHEEL COMP.(DENSO)	-	-	-	-	1	1	-	
	31110-KRH-721	-	-	-	-	-	-	1	
3	31120-KRH-D01	STATOR COMP.	1	1	1	1	-	-	-	
	31120-KRH-901	STATOR COMP.(DENSO)	-	-	-	-	1	1	1	
4	32976-KGA-900	GUIDE, A.C. GENERATOR CORD ..	1	1	1	1	1	1	1	
5	90024-KPT-900	BOLT, ROTOR SETTING	1	1	1	1	-	-	-	
	90023-KK3-830	-	-	-	-	1	1	1	
6	90085-413-781	BOLT, SOCKET, 6MM	6	-	-	-	-	-	-	
	90085-KRM-850	-	6	6	6	6	6	-	
7	90089-KAS-900	BOLT, FLANGE SOCKET, 5X14 ...	2	2	2	2	2	2	2	
8	90092-KE5-000	BOLT, STOPPER TENSIONER SHAFT	3	3	3	3	3	3	3	
9	90403-KPS-900	WASHER, 10X24	1	1	1	1	-	-	-	
	90403-KN6-930	-	-	-	-	1	1	1	
10	28120-KYA-901	CLUTCH, ONE WAY	-	-	-	-	-	1	-	
11	28128-KVC-900	OUTER, STARTING CLUTCH	-	-	-	-	-	1	-	



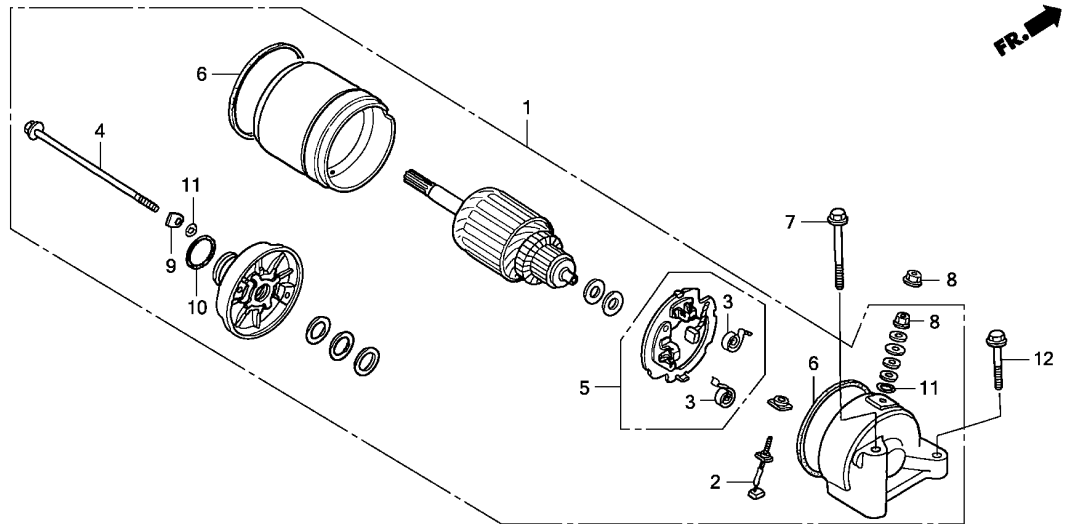
FR.

KRH3-E1000

Ref. No.	L.O.N.	(Relative ref. Number) Description	F.R.T.
1	612120	GEAR, STARTER DRIVEN	0.5
2	612125	GEAR, STARTER REDUCTION	0.3
4	612135	GEAR, STARTER IDLE	0.3

Ref. No.	Part No.	Description	Reqd. QTY							Serial No.	Parts catalogue code
			3	4	5	6	A	EKB	KB		
1	28110-KGA-900	GEAR COMP., STARTER DRIVEN (56T)	1	1	1	1	-	-	-		
	28110-KRH-900	-	-	-	-	1	1	-		
2	28130-KCN-000	GEAR, REDUCTION(61T/17T)	1	1	1	1	-	-	-		
	28130-KRH-900	-	-	-	-	1	1	-		
3	28132-KPS-900	SHAFT, REDUCTION GEAR	1	1	1	1	-	-	-		
	28132-KN6-930	-	-	-	-	1	1	-		
4	28140-KGA-900	GEAR, IDLE(15/16T)	1	1	1	1	-	-	-		
	28140-KRH-900	GEAR, IDLE(15T/16T)	-	-	-	-	1	1	-		
5	28142-KGA-900	SHAFT, IDLE GEAR	1	1	1	1	1	1	-		





KRH3E1100A

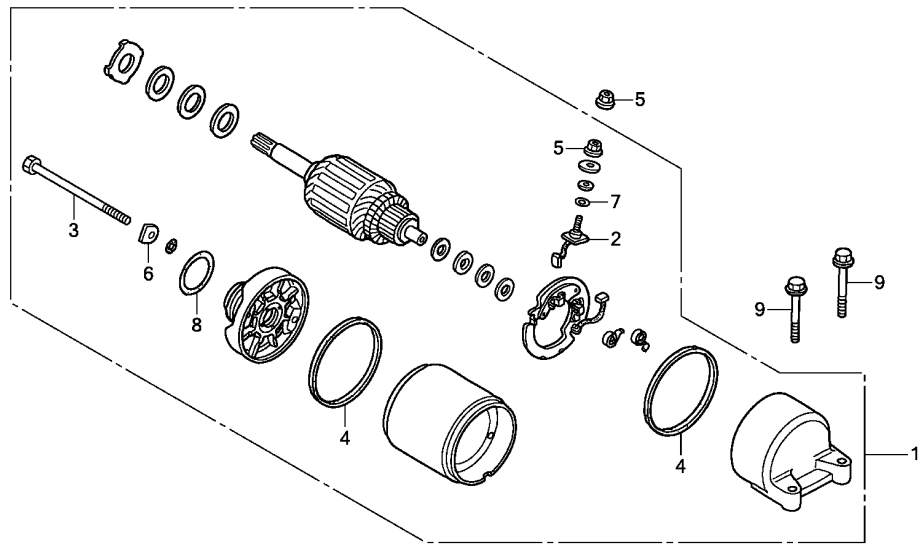
Ref. No.	L.O.N.	(Relative ref. Number) Description	F.R.T.
1	612105	MOTOR, STARTING	0.3
2	6121A4	TERMINAL, BRUSH(STARTER)	0.5
5	6121A5	HOLDER, BRUSH(STARTER)	0.5

Ref. No.	Part No.	Description	Reqd. QTY							Serial No.	Parts catalogue code
			3	4	5	6	A	EKB	KB		
1	31200-KBB-901	MOTOR ASSY., STARTING(MITSUBA)	1	1	1	1	-	-	-		
2	31201-KS5-901	TERMINAL SET, BRUSH	1	1	1	1	-	-	-		
3	31204-KS5-901	SPRING, CARBON BRUSH	2	2	2	2	-	-	-		
4	31205-MN4-008	BOLT, SETTING	2	2	2	2	-	-	-		
5	31206-KW1-901	HOLDER SET, BRUSH	1	1	1	1	-	-	-		
6	31207-KS5-901	RING	2	2	2	2	-	-	-		
7	90005-KPS-900	BOLT, FLANGE, 6X60	1	1	1	1	-	-	-		
8	90071-MB0-000	NUT-WASHER, 6MM	2	2	2	2	-	-	-		
9	90401-KW1-900	WASHER, STEEL PLATE	2	2	2	2	-	-	-		
10	91309-425-003	O-RING, 24.4X3.1(ARAI)	1	1	1	1	-	-	-		
11	91320-MB0-000	O-RING	3	3	3	3	-	-	-		
12	95801-06032-00	BOLT, FLANGE, 6X32	1	1	1	1	-	-	-		

E-11-1

STARTING MOTOR(XR125LA/EKB)

F 2

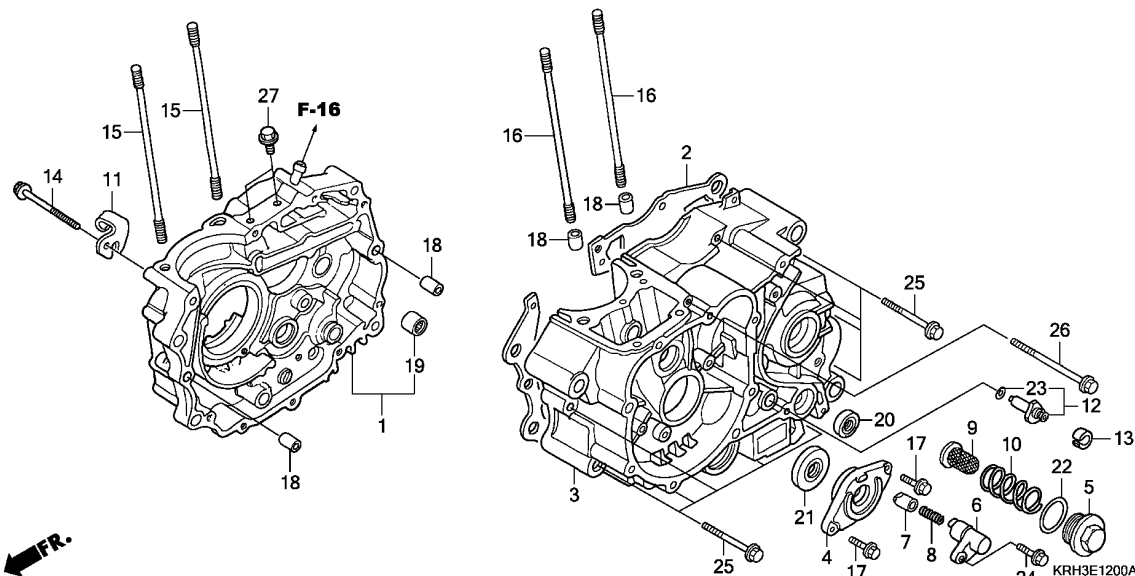


KRH3E1101

Ref. No.	L.O.N.	(Relative ref. Number) Description	F.R.T.
1	612105	MOTOR, STARTING	0.3
2	6121A4	TERMINAL, BRUSH(STARTER)	0.5

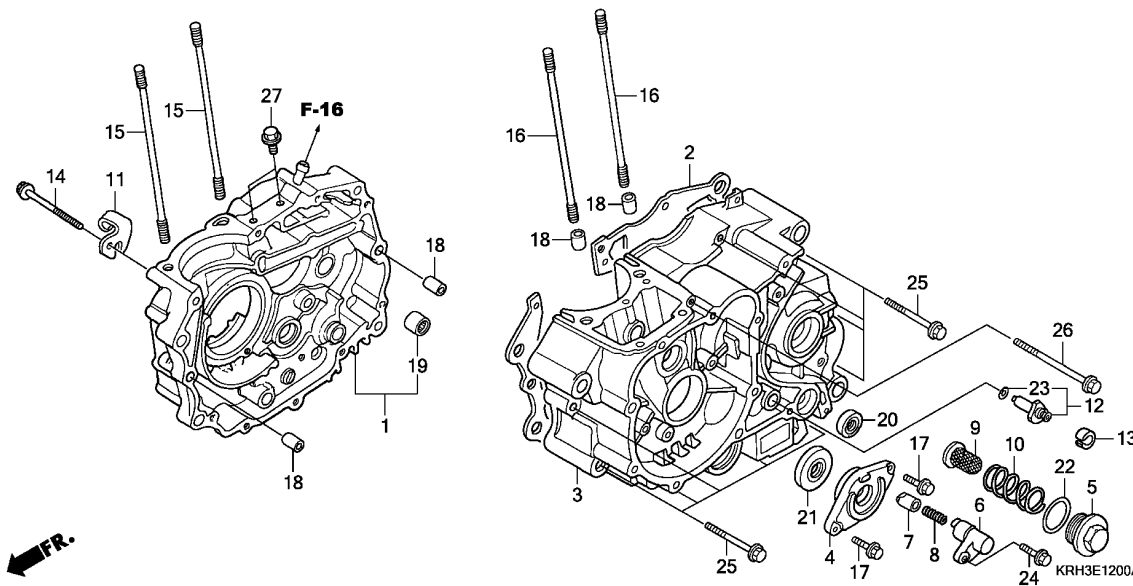
Ref. No.	Part No.	Description	Reqd. QTY						Serial No.	Parts catalogue code
			3	4	5	6	A	EKB		
1	31200-KRH-901	MOTOR ASSY., STARTING	-	-	-	-	1	1	-	
2	31201-KVC-901	TERMINAL SET, BRUSH	-	-	-	-	1	1	-	
3	31205-KVC-901	BOLT, SETTING	-	-	-	-	2	2	-	
4	31207-KVC-901	RING	-	-	-	-	2	2	-	
5	90071-MB0-000	NUT-WASHER, 6MM	-	-	-	-	2	2	-	
6	90122-KVC-901	WASHER, STEEL PLATE	-	-	-	-	2	2	-	
7	91308-KVC-901	O-RING	-	-	-	-	1	1	-	
8	91309-KVC-901	O-RING, 24.4X3.1	-	-	-	-	1	1	-	
9	95801-06028-00	BOLT, FLANGE, 6X28	-	-	-	-	2	2	-	

2



Ref. No.	L.O.N.	(Relative ref. Number) Description	F.R.T.
1	110120	CRANKCASE :RIGHTINCLUDES: Engine removal and installation	3.9
2	110110	GASKET, CRANKCASEINCLUDES: Engine removal and installation	3.6
3	110115	CRANKCASE :LEFTINCLUDES: Engine removal and installation	4.5
	1101A2	CRANKCASE :BOTHINCLUDES: Engine removal and installation	4.8
6	1101L2	HOLDER, PUSH PLUG	0.5
9	1131B5	SCREEN, OIL FILTER	0.1
19	2101C8	BEARING, COUNTERSHAFT :RIGHT .. .INCLUDES: Engine removal and installation	3.8
	2101C9	BEARING, COUNTERSHAFT :BOTH .. .INCLUDES: Engine removal and installation	4.0
	2101D4	BEARING, MAINSHAFT AND COUNTERSHAFT :ALLINCLUDES: Engine removal and installation	4.2
20	1101F9	OIL SEAL, GEARSHIFT SPINDLE ..	1.0

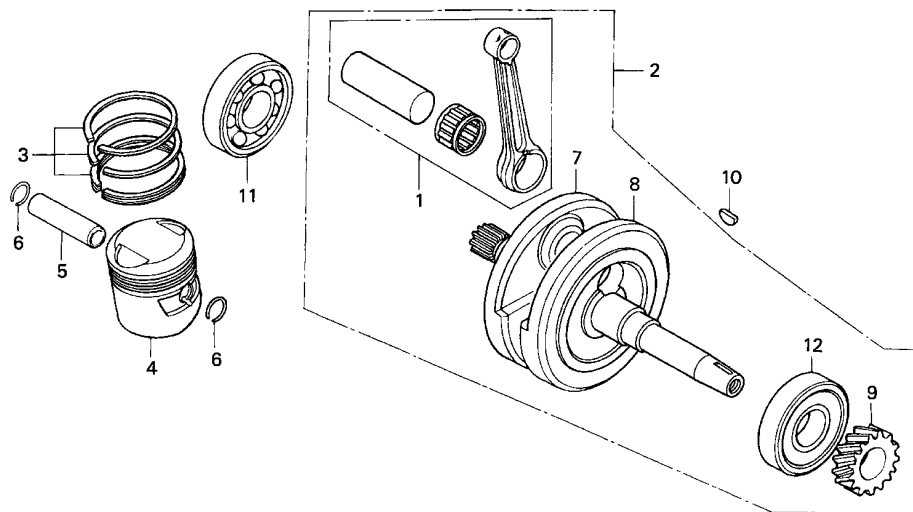
Ref. No.	Part No.	Description	Reqd. QTY							Serial No.	Parts catalogue code
			3	4	5	6	A	EKB	KB		
1	11100-KSM-900	CRANKCASE COMP., R.	1	1	1	1	-	-	-	-	-
	11100-KRH-900	-	-	-	-	1	1	1	1	1
2	11191-KGA-900	GASKET, CRANKCASE	1	1	1	1	-	-	-	-	-
	11191-KGA-901	-	-	-	-	1	1	1	1	1
3	11200-KFC-790	CRANKCASE COMP., L.	1	1	1	1	-	-	-	-	-
	11200-KRH-900	-	-	-	-	1	1	1	1	1
4	11205-KGA-900	HOLDER, OIL SEAL	1	1	1	1	1	1	1	1	1
5	12361-KPS-900	CAP, TAPPET ADJUSTING HOLE ..	1	1	1	1	1	1	1	1	1
6	14511-KGA-900	HOLDER, PUSH PLUG	1	1	1	1	1	1	1	1	1
7	14521-KCS-650	PLUG, BEARING PUSH	1	1	1	1	1	1	1	1	1
8	14531-KYO-890	SPRING, BEARING PUSH	1	1	1	1	-	-	-	-	-
	14531-KGA-K60	-	-	-	-	1	1	1	1	1
9	15421-KPS-900	SCREEN, OIL FILTER	1	1	1	1	-	-	-	-	-
	15421-KRH-900	-	-	-	-	1	1	1	1	1
10	15426-KPS-900	SPRING, OIL FILTER SCREEN ...	1	1	1	1	-	-	-	-	-
	15426-KRH-900	-	-	-	-	1	1	1	1	1
11	22838-KYO-890	HOLDER, CLUTCH WIRE	1	1	1	1	1	1	1	1	1
12	35750-GS3-003	CONTACT, NEUTRAL SWITCH	1	1	1	1	-	-	-	-	-
	35750-KRH-901	-	-	-	-	1	1	1	1	1
13	35752-028-300	SPACER, NEUTRAL SWITCH	1	1	1	1	1	1	1	1	1
14	90004-KPS-900	BOLT, FLANGE, 6X55	1	1	1	1	-	-	-	-	-
	96001-06055-00	-	-	-	-	1	1	1	1	1
15	90032-377-010	BOLT B, CYLINDER STUD, 8X122	2	2	2	2	2	2	2	2	2
16	90034-397-010	BOLT B, CYLINDER STUD, 8X130	2	2	2	2	-	-	-	-	-
	90034-KRH-900	-	-	-	-	2	2	2	2	2
17	90104-KPS-900	BOLT, FLANGE, 6X20	2	2	2	2	-	-	-	-	-



Ref. No.	L.O.N.	(Relative ref. Number) Description	F.R.T.
21	110131	OIL SEAL, CRANKSHAFT :LEFT ...	0.6

Ref. No.	Part No.	Description	Reqd. QTY							Serial No.	Parts catalogue code
			3	4	5	6	A	EKB	KB		
17)	96001-06020-00	BOLT, FLANGE, 6X20	-	-	-	-	2	2	2		
18	90703-KPS-900	DOWEL PIN, 10X14	4	4	4	4	4	4	4		
19	91106-383-003	BEARING, NEEDLE, 15MM(NTN) ..	1	1	1	1	1	1	1		
	91106-KRH-900	BEARING, NEEDLE, 15MM	-	-	-	-	1	1	1		
20	91206-286-013	OIL SEAL, 14X28X7 (ARAI)	1	1	1	1	-	-	-		
	91206-KRH-900	-	-	-	-	1	1	1		
21	91216-397-005	OIL SEAL, 22X35X7 (NOK)	1	1	1	1	-	-	-		
	91216-KRH-900	OIL SEAL, 22X35X7 (ARAI)	-	-	-	-	1	1	1		
22	91303-KK3-830	O-RING, 35X3 (ARAI)	1	1	1	1	-	-	-		
	91303-KPS-730	O-RING, 35X3	-	-	-	-	1	1	1		
23	91312-107-000	O-RING, 7X1.7	1	1	1	1	1	1	1		
24	95701-06025-00	BOLT, FLANGE, 6X25	1	-	-	-	1	1	1		
	90032-GHR-700	-	1	1	1	-	-	-		
25	96001-06050-00	BOLT, FLANGE, 6X50	9	9	9	9	9	9	9		
26	96001-06095-00	BOLT, FLANGE, 6X95	1	1	1	1	1	1	1		
27	96001-06012-00	BOLT, FLANGE, 6X12	-	-	-	-	-	-	2		

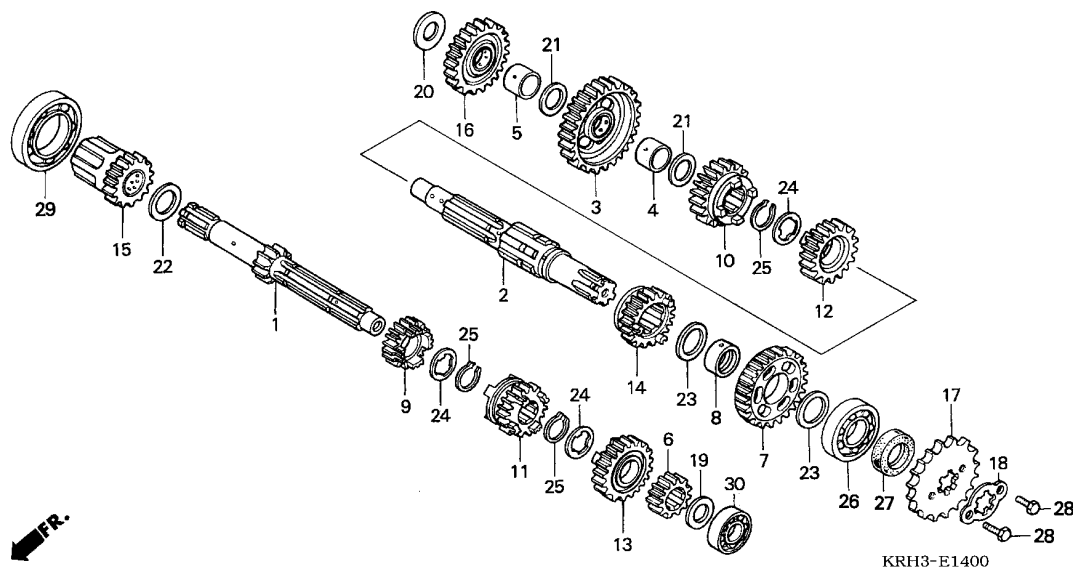




KRH3-E1300

Ref. No.	L.O.N.	(Relative ref. Number) Description	F.R.T.
2	1101B5	CRANKSHAFTINCLUDES: Engine removal and installation (3,5,6)	3.9
4	111103	RING, PISTON AND/OR PISTON (ONE)	1.9
11	1101B7	BEARING, CRANKSHAFT :RIGHTINCLUDES: Engine removal and installation	3.9
12	1101B6	BEARING, CRANKSHAFT :LEFTINCLUDES: Engine removal and installation	4.3
	1101G0	BEARING, CRANKSHAFT :BOTHINCLUDES: Engine removal and installation .INCLUDES: Timing sprocket	4.5

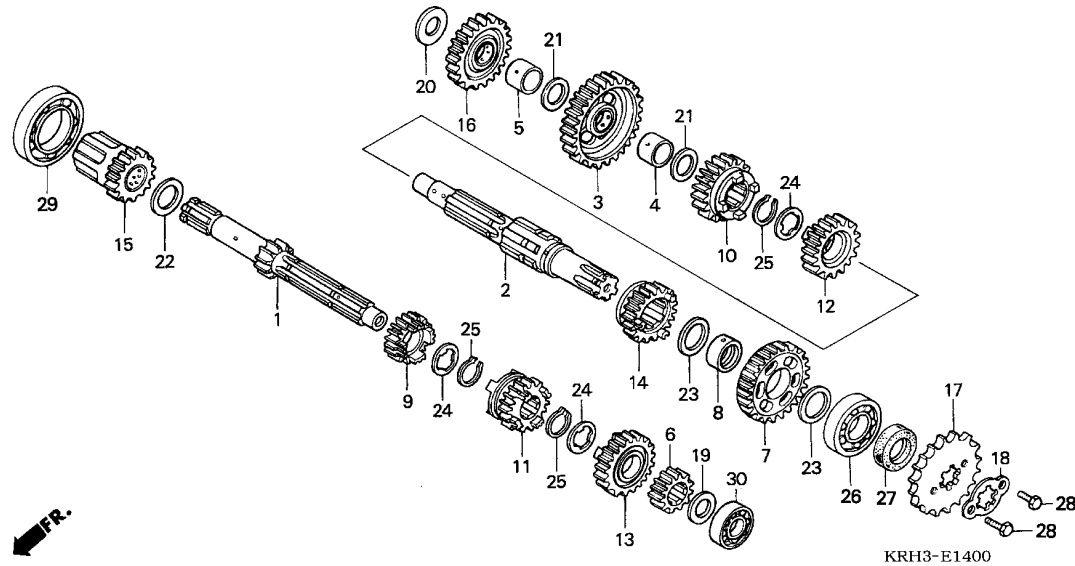
Ref. No.	Part No.	Description	Reqd. QTY							Serial No.	Parts catalogue code
			3	4	5	6	A	EKB	KB		
1	06381-KGA-B00	ROD KIT, CONNECTING	1	1	1	1	-	-	-		
2	13000-KGA-B00	CRANKSHAFT COMP.	1	1	1	1	-	-	-		
	13000-KRH-900	-	-	-	-	1	1	1		
3	13011-KGA-B00	RING SET, PISTON(STD.)	1	1	1	1	1	1	1		
	13021-KGA-B00	RING SET, PISTON(0.25)	(1)	(1)	(1)	(1)	(1)	(1)	(1)		
	13031-KGA-B00	RING SET, PISTON(0.50)	(1)	(1)	(1)	(1)	(1)	(1)	(1)		
	13041-KGA-B00	RING SET, PISTON(0.75)	(1)	(1)	(1)	(1)	(1)	(1)	(1)		
	13051-KGA-B00	RING SET, PISTON(1.00)	(1)	(1)	(1)	(1)	(1)	(1)	(1)		
4	13102-KGA-306	PISTON(0.25)	(1)	(1)	(1)	(1)	(1)	(1)	(1)		
	13103-KGA-306	PISTON(0.50)	(1)	(1)	(1)	(1)	(1)	(1)	(1)		
	13104-KGA-306	PISTON(0.75)	(1)	(1)	(1)	(1)	(1)	(1)	(1)		
	13105-KGA-306	PISTON(1.00)	(1)	(1)	(1)	(1)	(1)	(1)	(1)		
	13101-KGA-B00	PISTON(STD.)	1	1	1	1	-	-	-		
	13101-KRH-900	PISTON(STD.)	-	-	-	-	1	1	1		
5	13111-KGA-B00	PIN, PISTON	1	1	1	1	1	1	1		
6	13115-GN5-910	CLIP, PISTON PIN, 13MM	2	2	2	2	2	2	2		
7	13311-KGA-B00	CRANKSHAFT, R.	1	1	1	1	-	-	-		
8	13321-KGA-B00	CRANKSHAFT, L.	1	1	1	1	-	-	-		
9	14311-KGA-900	GEAR, TIMING DRIVE(22T)	1	1	1	1	-	-	-		
10	90741-KFB-000	KEY, WOODRUFF, 4MM	1	1	1	1	-	1	1		
	90742-KTT-900	-	-	-	-	1	-	-		
11	91001-KGA-900	BEARING, RADIAL BALL, 28X72X18	1	1	1	1	-	-	-		
	91001-KRH-900	-	-	-	-	1	1	1		
12	91002-KGA-900	BEARING, RADIAL BALL, 28X72X18	1	1	1	1	-	-	-		



Ref. No.	L.O.N.	(Relative ref. Number) Description	F.R.T.
1		(6,9,11,13,15)	
210141		MAINSHAFT, TRANSMISSION	3.8
		.INCLUDES: Engine removal and installation	
210141A		.Replace countershaft add	0.2
2		(3,7,10,12,14,16)	
210142		COUNTERSHAFT, TRANSMISSION ...	3.8
		.INCLUDES: Engine removal and installation	
210142A		.Replace mainshaft add	0.2
17		SPROCKET, DRIVE	0.2
26		2101C7 BEARING, COUNTERSHAFT :LEFT ..	3.8
		.INCLUDES: Engine removal and installation	
2101C9		BEARING, COUNTERSHAFT :BOTH ..	4.0
		.INCLUDES: Engine removal and installation	
29		2101C5 BEARING, MAINSHAFT :RIGHT	3.8
		.INCLUDES: Engine removal and installation	
30		2101C2 BEARING, MAINSHAFT :LEFT	3.8
		.INCLUDES: Engine removal and installation	
+		2101C6 BEARING, MAINSHAFT :BOTH	4.0

Ref. No.	Part No.	Description	Reqd. QTY							Serial No.	Parts catalogue code
			3	4	5	6	A	EKB	KB		
1	23210-KGA-900	MAINSHAFT COMP., TRANSMISSION (13T)	1	1	1	1	-	-	-		
	23210-KRH-900	MAINSHAFT COMP.(13T)	-	-	-	-	1	1	1		
2	23221-KPT-900	COUNTERSHAFT, TRANSMISSION ..	1	1	1	1	1	1	1		
3	23426-439-320	GEAR, COUNTERSHAFT LOW(36T) ..	1	1	1	1	-	-	-		
	23426-KRH-900	GEAR, COUNTER FIRST(36T)	-	-	-	-	1	1	1		
4	23427-KPS-900	COLLAR, COUNTERSHAFT FIRST ..	1	1	1	1	-	-	-		
	23427-KRH-900	-	-	-	-	1	1	1		
5	23431-KPT-900	COLLAR, IDLE STARTER GEAR ...	1	1	1	1	-	-	-		
	23431-KRH-900	-	-	-	-	1	1	1		
6	23441-KPT-900	GEAR, MAINSHAFT SECOND(17T) ..	1	1	1	1	-	-	-		
	23441-KRH-900	-	-	-	-	1	1	1		
7	23451-KW1-900	GEAR, COUNTERSHAFT SECOND(32T)	1	1	1	1	-	-	-		
	23451-KRH-900	-	-	-	-	1	1	1		
8	23452-KW1-900	BUSH, 20X23X9	1	1	1	1	1	1	1		
9	23461-439-000	GEAR, MAINSHAFT THIRD(20T) ..	1	1	1	1	-	-	-		
	23461-KRH-900	-	-	-	-	1	1	1		
10	23471-439-000	GEAR, COUNTERSHAFT THIRD(28T)	1	1	1	1	-	-	-		
	23471-KRH-900	-	-	-	-	1	1	1		
11	23481-439-000	GEAR, MAINSHAFT FOURTH(23T) ..	1	1	1	1	-	-	-		
	23481-KRH-900	-	-	-	-	1	1	1		
12	23491-KN6-930	GEAR, COUNTERSHAFT FOURTH(26T)	1	1	1	1	1	1	1		
13	23501-KN6-930	GEAR, MAINSHAFT FIFTH(25T) ..	1	1	1	1	-	-	-		
	23501-KRH-900	-	-	-	-	1	1	1		
14	23511-439-010	GEAR, COUNTERSHAFT FIFTH(24T)	1	1	1	1	1	1	1		
15	23520-KPT-900	GEAR COMP., STARTER(19T)	1	1	1	1	-	-	-		
	23520-KRH-900	-	-	-	-	1	1	1		





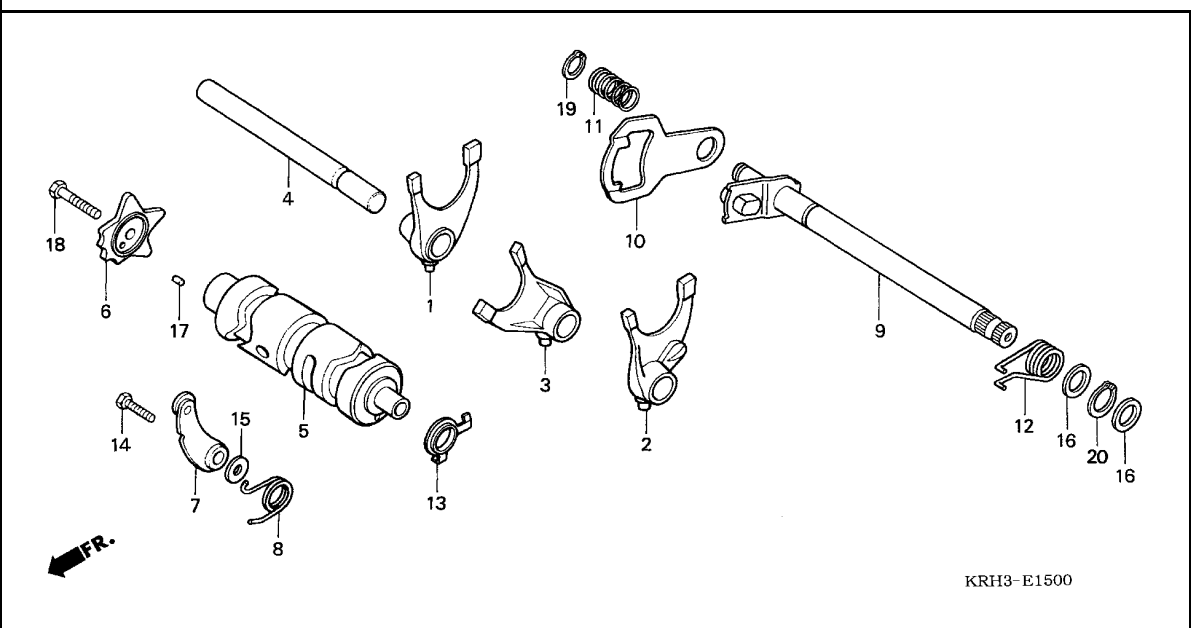
Ref. No.	L.O.N.	(Relative ref. Number) Description	F.R.T.
+30		.INCLUDES: Engine removal and installation	
2101D4		BEARING, MAINSHAFT AND COUNTERSHAFT :ALL	4.2
		.INCLUDES: Engine removal and installation	

Ref. No.	Part No.	Description	Reqd. QTY							Serial No.	Parts catalogue code
			3	4	5	6	A	EKB	KB		
16	23531-KPT-900	GEAR ONLY, IDLE STARTER(29T)	1	1	1	1	-	-	-		
	23531-KRH-900	-	-	-	-	1	1	1		
17	23801-KCM-000	SPROCKET, DRIVE(17T)	1	1	1	1	-	-	-		
	23801-KRH-900	-	-	-	-	1	1	1		
18	23811-KPS-900	PLATE A2, FIXING	1	1	1	1	1	1	1		
19	90451-KPS-900	WASHER, THRUST, 15MM	1	1	1	1	1	1	1		
20	90451-365-000	WASHER, THRUST, 15MM	1	1	1	1	1	1	1		
21	90452-KPT-900	WASHER, THRUST, 16.5MM	2	2	2	2	2	2	2		
22	90453-KPT-900	WASHER A, THRUST, 20MM	1	1	1	1	1	1	1		
23	90454-KPS-900	WASHER B, THRUST, 20MM	2	2	2	2	2	2	2		
24	90455-KPS-900	WASHER A, SPLINE, 20MM	3	3	3	3	3	3	3		
25	90605-KPS-900	SET RING, 20MM	3	3	3	3	-	-	-		
	90605-KRH-900	-	-	-	-	3	3	3		
26	91016-KPS-900	BEARING, RADIAL BALL, 6204	1	1	1	1	-	-	-		
	96100-62040-00	-	-	-	-	1	1	1		
27	91201-030-033	OIL SEAL, 20X34X7(ARAI)	1	1	1	1	-	-	-		
	91202-KRH-900	-	-	-	-	1	1	1		
28	93101-06010-0A	BOLT, HEX., 6X10	2	2	2	2	2	2	2		
29	96100-60060-00	BEARING, RADIAL BALL, 6006	1	1	1	1	1	-	-		
	91004-KRH-901	-	-	-	-	-	1	1		
30	96120-62020-00	BEARING, RADIAL BALL, 6202Z	1	1	1	1	1	-	-		
	91003-KRH-901	-	-	-	-	-	1	1		

E-15

GEARSHIFT DRUM

F 8

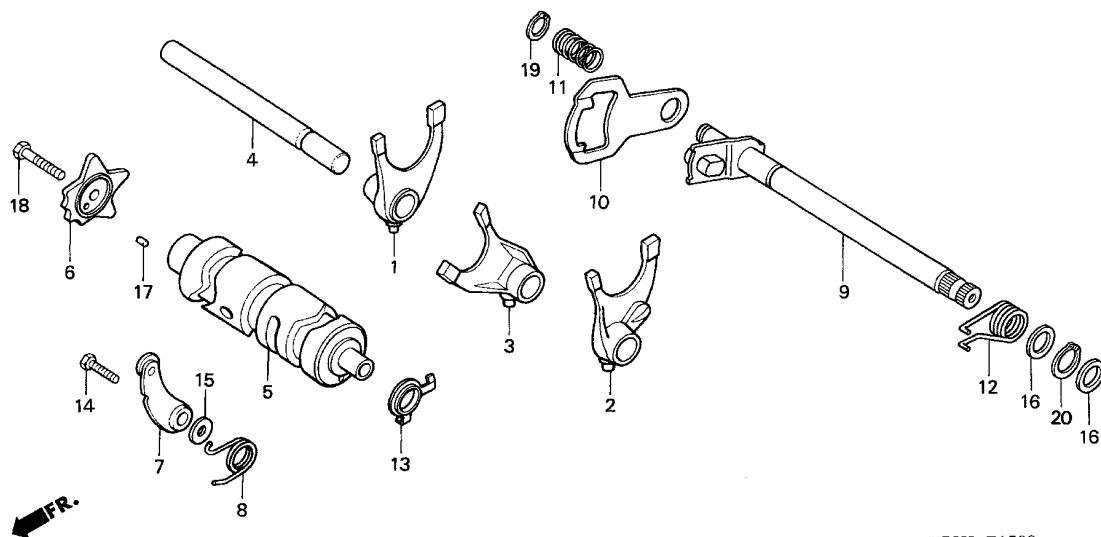


KRH3-E1500

Ref. No.	L.O.N.	(Relative ref. Number) Description	F.R.T.
1	210112	(2,3,4) FORK, GEARSHIFTINCLUDES: Engine removal and installation .NOTE: Same time for two units or more	3.8
5	2101A9	DRUM, GEARSHIFTINCLUDES: Engine removal and installation	3.8
6	2101B0	CAM, SHIFT DRUM (8)	0.8
7	210125	STOPPER OR SPRING, SHIFT DRUM (12)	0.8
9	210122	SPINDLE, GEARSHIFT	0.9

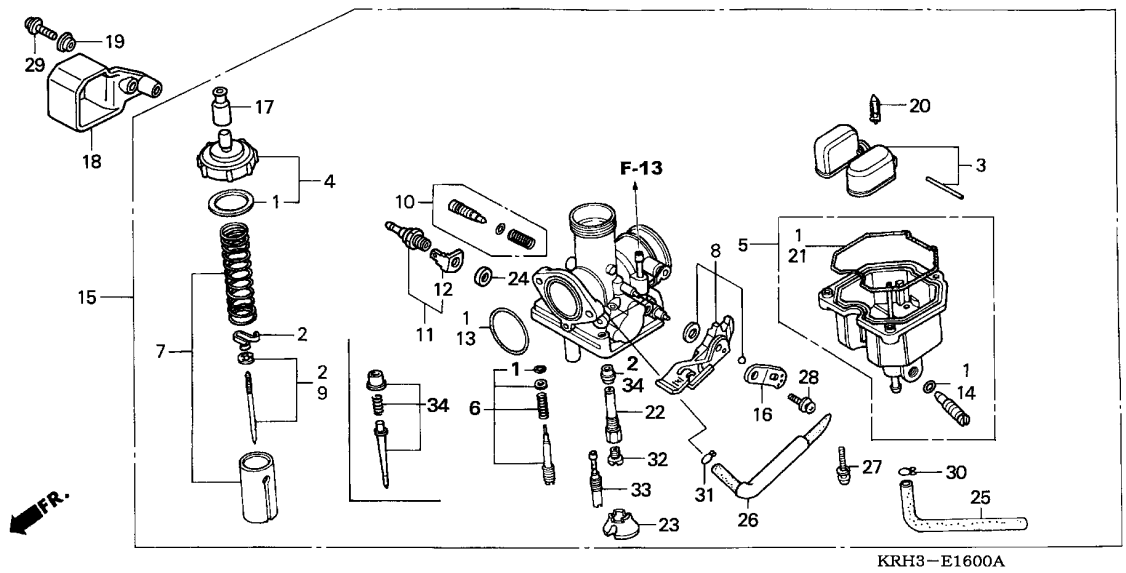
Ref. No.	Part No.	Description	Reqd. QTY							Serial No.	Parts catalogue code
			3	4	5	6	A	EKB	KB		
1	24211-KPT-900	FORK, R. GEARSHIFT	1	1	1	1	1	1	1		
2	24221-KPS-900	FORK, L. GEARSHIFT	1	1	1	1	1	1	1		
3	24231-KPT-900	FORK, CENTER GEARSHIFT	1	1	1	1	1	1	1		
4	24241-KCS-650	SHAFT, GEARSHIFT FORK GUIDE	1	1	1	1	1	1	1		
5	24301-383-000	DRUM, GEARSHIFT	1	1	1	1	1	1	1		
6	24411-KCN-000	CAM, GEARSHIFT	1	1	1	1	-	-	-		
	24411-KRH-900	-	-	-	-	1	1	1		
7	24430-KW1-900	STOPPER COMP., GEARSHIFT DRUM	1	1	1	1	1	1	1		
8	24435-KGA-900	SPRING, SHIFT DRUM STOPPER	1	1	1	1	1	1	1		
9	24610-KGA-900	SPINDLE COMP., GEARSHIFT	1	1	1	1	-	-	-		
	24610-KRH-900	-	-	-	-	1	1	1		
10	24621-107-760	PLATE, GEARSHIFT	1	1	1	1	-	-	-		
	24621-KRH-900	-	-	-	-	1	1	1		
11	24631-KPS-900	SPRING, GEARSHIFT PLATE	1	1	1	1	1	1	1		
12	24651-107-000	SPRING, GEARSHIFT RETURN	1	1	1	1	-	-	-		
	24651-KGA-K60	-	-	-	-	1	1	1		
13	35753-KG2-951	ROTOR, NEUTRAL SWITCH	1	1	1	1	-	-	-		
	35753-KRH-901	-	-	-	-	1	1	1		
14	90023-KPS-900	PIVOT, GEARSHIFT DRUM STOPPER	1	1	1	1	1	1	1		
15	90408-KPS-900	WASHER, 6MM	1	1	1	1	-	-	-		
	90408-KW1-900	-	-	-	-	1	1	1		
16	90453-KPS-900	WASHER, THRUST, 14MM	2	2	2	2	2	2	2		
17	91102-KPS-900	ROLLER, 4X10	1	1	1	1	-	-	-		
	91102-KRH-900	-	-	-	-	1	1	1		
18	93101-06025-0A	BOLT, HEX., 6X25	1	1	1	1	1	1	1		
19	94510-12000	CIRCLIP, EXTERNAL, 12MM	1	1	1	1	-	-	-		

2



KRH3-E1500

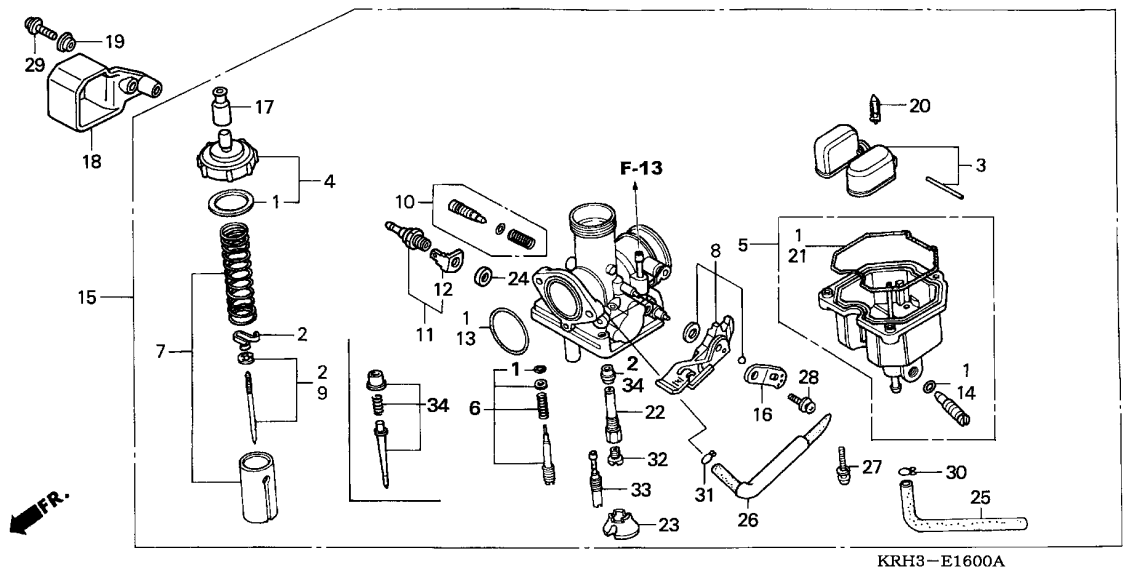
Ref. No.	Part No.	Description	Reqd. QTY							Serial No.	Parts catalogue code
			3	4	5	6	A	EKB	KB		
19)	90602-KGA-K00	CIRCLIP, EXTERNAL, 12MM	-	-	-	-	1	1	1		
20	94510-14000	CIRCLIP, EXTERNAL, 14MM	1	-	-	-	-	-	-		
	90606-KRM-840	-	1	1	1	1	1	1		



Ref. No.	L.O.N.	(Relative ref. Number) Description	F.R.T.
2		(34)	
2	3111A3	NEEDLE, JET	0.6
3		(20)	
3	311120	FLOAT OR FLOAT VALVE	0.5
4	3111A5	TOP SET, CARBURETOR	0.3
5	3111A6	CHAMBER, FLOAT	0.4
7	3111A8	VALVE, THROTTLE	0.4
8	3111F7	LEVER, CHOKE :CARBURETOR SIDE	0.1
11	3111B4	HEATER, CARBURETOR	0.2
15	3111B5	CARBURETOR ASSEMBLY	0.5
32		(33)	
32	3111D4	JET, MAIN	0.5

Ref. No.	Part No.	Description	Reqd. QTY								Serial No.	Parts catalogue code
			3	4	5	6	A	EKB	KB			
1	16010-KCH-780	GASKET SET	1	1	1	1	1	1	1			
2	16012-KRH-D01	NEEDLE SET, JET	1	-	-	-	-	-	-			
3	16013-KEH-900	FLOAT SET	1	1	1	1	1	1	1			
4	16014-KGA-901	TOP SET	1	1	1	1	1	1	1			
5	16015-KSM-901	CHAMBER SET, FLOAT	1	-	-	-	-	-	-			
	16015-KRG-003	-	1	1	1	1	1	1			
6	16016-KCT-690	SCREW SET A	1	-	-	-	-	-	-			
	16016-KRE-901	-	1	1	1	1	1	1			
7	16022-KRH-D01	VALVE SET, THROTTLE	1	-	-	-	-	-	-			
	16022-KRH-D21	-	1	1	1	-	-	-			
	16022-KRH-901	-	-	-	-	-	1	-			
	16022-KRH-950	-	-	-	-	-	-	1			
8	16025-KCH-671	LEVER SET, CHOKE	1	1	1	1	1	1	1			
9	16027-KSM-901	NEEDLE SET, JET	1	-	-	-	-	-	-			
10	16028-KEH-900	SCREW SET B	1	1	1	1	1	1	1			
11	16070-GBJ-J01	HEATER ASSY.	1	1	1	1	-	-	-			
	16070-KRH-901	-	-	-	-	-	1	-			
		-	-	-	-	-	-	1	1	----- 1LA,NZ,SA	
12	16073-GBJ-J01	TERMINAL, EARTH	1	1	1	1	-	-	-			
13	16075-GHB-B70	O-RING, 2.4X29	1	1	1	1	1	1	1			
14	16075-GHB-640	O-RING, 1.3X4.3	1	1	1	1	1	1	1			
15	16100-KRH-D01	CARBURETOR ASSY.(PDN4A A) ...	1	-	-	-	-	-	-			
	16100-KRH-D21	CARBURETOR ASSY.(PDN2B A) ...	-	1	1	1	-	-	-			
	16100-KRH-901	CARBURETOR ASSY.(PDN2C A) ...	-	-	-	-	-	1	-			
	16100-KRH-950	CARBURETOR ASSY.(PDN2E A) ...	-	-	-	-	-	-	1	1	----- 1LA,NZ,SA	
	16100-KRH-920	CARBURETOR ASSY.(PDN2D A) ...	-	-	-	-	-	-	1	1	----- 3LA,CO,DK	

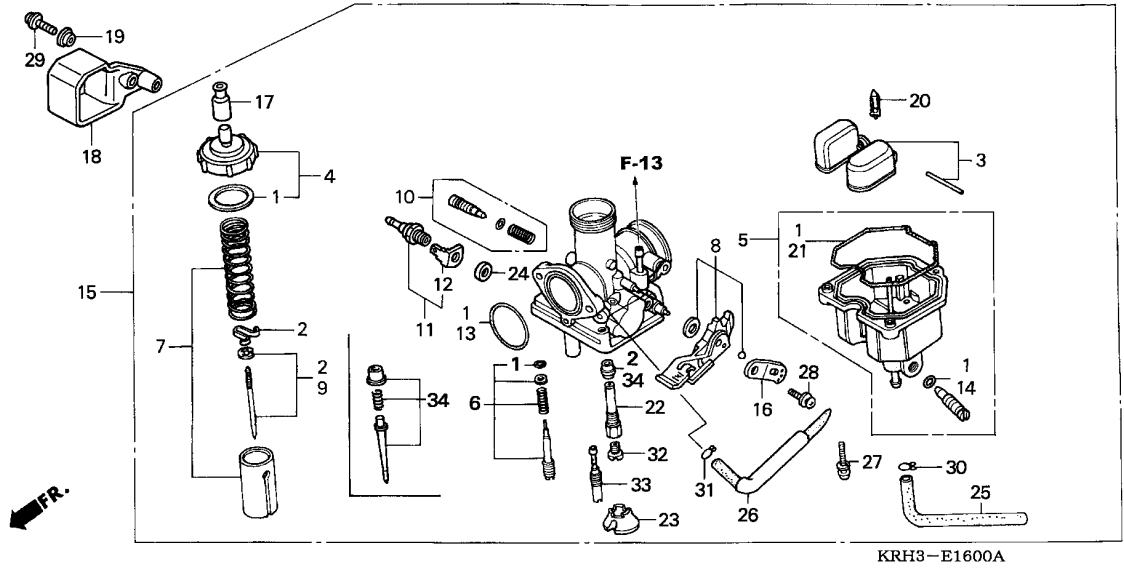




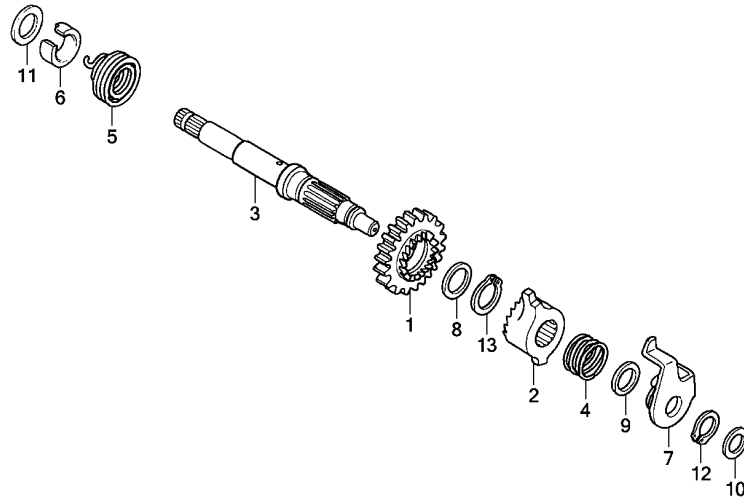
KRH3-E1600A

Ref. No.	Part No.	Description	Reqd. QTY							Serial No.	Parts catalogue code
			3	4	5	6	A	EKB	KB		
16	16119-440-004	PLATE, STAY	1	1	1	1	1	1	1		
17	16148-KB1-921	CAP, CABLE SEALING	1	1	1	1	1	1	1		
18	16151-KRH-D00	COVER, CARBURETOR HEATER	1	1	1	1	1	-	-		
	16151-KRH-950	-	-	-	-	-	1	1	-----	1LA,NZ,SA
19	16152-KRH-D00	COLLAR, CARBURETOR HEATER									
	16152-KRH-900	COVER	1	1	1	1	-	-	-		
		-	-	-	-	-	1	-	-----	1LA,NZ,SA
20	16155-397-971	VALVE COMP., FLOAT	1	-	-	-	-	-	-		
	16155-KFR-701	-	1	1	1	1	1	1		
21	16163-KCS-920	GASKET, FLOAT CHAMBER	1	1	1	1	1	1	1		
22	16165-KSM-901	HOLDER, NEEDLE JET	1	1	1	1	1	1	1		
23	16168-382-014	HOLDER, JET	1	1	1	1	1	1	1		
24	16172-KCP-J01	COLLAR, SETTING	1	1	1	1	1	-	-		
		-	-	-	-	-	1	1	-----	1LA,NZ,SA
25	16198-KRE-901	TUBE	1	1	1	1	1	1	1		
26	16199-KRE-901	TUBE COMP., AIR VENT	1	1	1	1	1	1	1		
27	93892-04016-18	SCREW-WASHER, 4X16	3	3	3	3	-	-	-		
	93892-04016-08	-	-	-	-	3	3	3		
28	93892-05012-18	SCREW-WASHER, 5X12	1	1	1	1	1	1	1		
29	93893-04012-18	SCREW-WASHER, 4X12	1	1	1	1	-	-	-		
	90001-KGA-E00	-	-	-	-	-	1	-		
		-	-	-	-	-	1	1	-----	1LA,NZ,SA
30	95002-02079	CLIP, TUBE(B7)	1	1	1	1	1	1	1		
31	95002-02089	CLIP, TUBE(B8)	1	1	1	1	1	1	1		
32	99101-GHB-0950	JET, MAIN, #95	1	1	1	1	1	1	1		





Ref. No.	Part No.	Description	Reqd. QTY							Serial No.	Parts catalogue code
			3	4	5	6	A	EKB	KB		
33	99103-KPT-0380	JET COMP.(#38X#38)	1	-	-	-	1	1	1		
	99103-KPT-0350	JET, SLOW, #35	-	1	1	1	-	-	-		
34	16012-KRH-D21	NEEDLE SET, JET	-	1	1	1	-	-	-		
	16012-KRH-901	-	-	-	-	1	1	1		



KRH3E1700

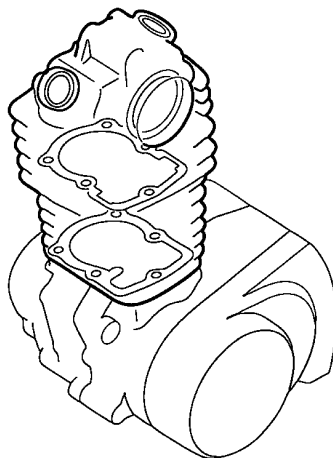
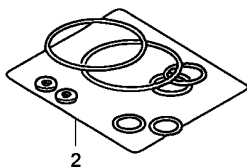
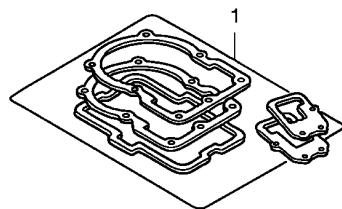
Ref. No.	L.O.N.	(Relative ref. Number) Description	F.R.T.
3	1121A2	(1,2,4,5) SPINDLE, KICK STARTERINCLUDES: Engine removal and installation	3.7

Ref. No.	Part No.	Description	Reqd. QTY							Serial No.	Parts catalogue code	
			3	4	5	6	A	EKB	KB			
1	28211-KRH-920	PINION, KICK STARTER(29T) ...	-	-	-	-	-	-	1	1		
2	28221-KRH-920	RATCHET, KICK STARTER	-	-	-	-	-	-	1	1		
3	28251-KRH-920	SPINDLE, KICK STARTER	-	-	-	-	-	-	1	1		
4	28253-KRH-920	SPRING, KICK STARTER RATCHET	-	-	-	-	-	-	1	1		
5	28261-KRH-920	SPRING, KICK STARTER	-	-	-	-	-	-	1	1		
6	28262-KRH-920	COLLAR, KICK SPINDLE	-	-	-	-	-	-	1	1		
7	28270-KGA-K60	PLATE COMP., RATCHET GUIDE ..	-	-	-	-	-	-	1	1		
8	90453-KPT-900	WASHER A, THRUST, 20MM	-	-	-	-	-	-	1	1		
9	90453-KRH-920	WASHER, THRUST, 16MM	-	-	-	-	-	-	1	1		
10	90459-KVC-900	WASHER, THRUST, 12MM	-	-	-	-	-	-	1	1		
11	90462-KRH-920	WASHER, THRUST, 19MM	-	-	-	-	-	-	1	1		
12	90602-KPT-900	CIRCLIP, EXTERNAL, 16MM	-	-	-	-	-	-	1	1		
13	90609-KVC-900	CIRCLIP, EXTERNAL, 20MM	-	-	-	-	-	-	1	1		

EOP-1

GASKET KIT A

F14



ENG1X0001B

Ref. L.O.N. (Relative ref. Number) F.R.T.
No. Description

NO INFORMATION

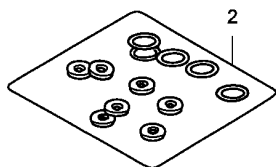
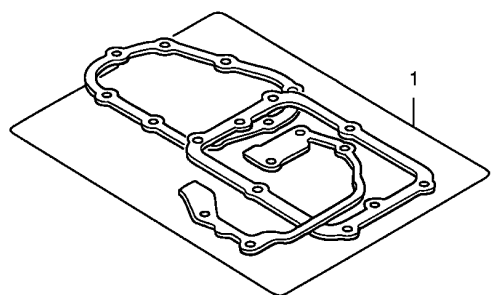
Ref. No.	Part No.	Description	Reqd. QTY							Serial No.	Parts catalogue code
			3	4	5	6	A	EKB	KB		
1	12191-KGA-900	GASKET, CYLINDER	1	1	1	1	-	-	-		
	12251-KY0-891	GASKET, CYLINDER HEAD	1	1	1	1	-	-	-		
	18291-MN5-650	GASKET, EX. PIPE	1	1	1	1	-	-	-		
	06113-KGA-900	GASKET SHEET KIT A	1	-	-	-	-	-	-		
	12391-KY0-830	PACKING, HEAD COVER	1	-	-	-	-	-	-		
	06113-KRH-D20	GASKET SHEET KIT A	-	1	1	1	-	-	-		
	12391-KRH-D20	PACKING, HEAD COVER	-	1	1	1	-	-	-		
2	90441-028-010	WASHER, SEALING, 6MM	1	1	1	1	-	-	-		
	90442-KPS-900	WASHER, SEALING, 8MM	1	1	1	1	-	-	-		
	91318-590-000	O-RING, 2.5X20	1	1	1	1	-	-	-		
	91333-567-010	O-RING, 17.0X2.5	1	1	1	1	-	-	-		
	06114-KRH-D00	WASHER O-RING KIT A	1	-	-	-	-	-	-		
	91304-HB3-003	O-RING, 33.5X3.0	1	-	-	-	-	-	-		
	06114-KRH-D20	WASHER O-RING KIT A	-	1	1	1	-	-	-		
	91304-KRM-840	O-RING, 33.5X3.0	-	1	1	1	-	-	-		
	91305-PE2-003	O-RING, 9.8X1.9	-	2	2	2	-	-	-		

2

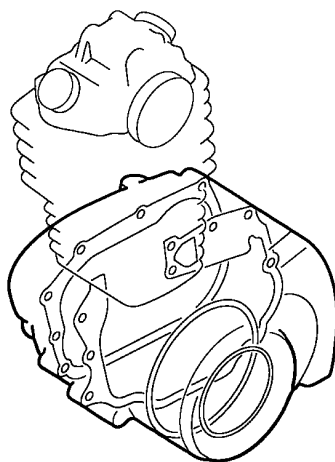
EOP-2

GASKET KIT B

F15



←FR.



ENG2X0001B

Ref. L.O.N. (Relative ref. Number) F.R.T.
No. Description

NO INFORMATION

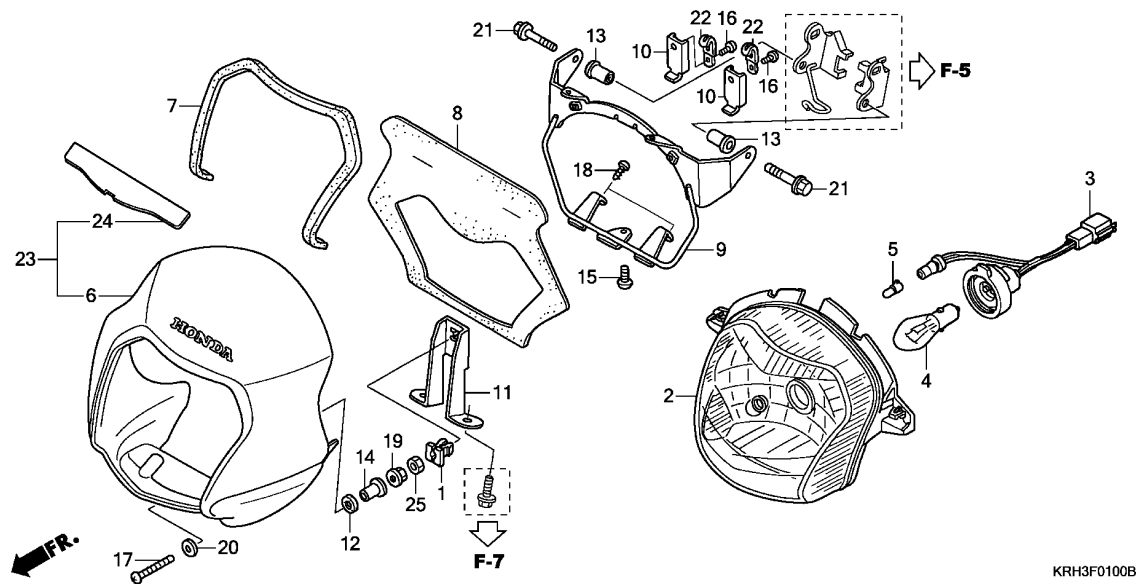
Ref. No.	Part No.	Description	Reqd. QTY							Serial No.	Parts catalogue code
			3	4	5	6	A	EKB	KB		
1	06115-KGA-900	GASKET SHEET KIT B	1	1	1	1	-	-	-		
	11191-KGA-900	GASKET, CRANKCASE	1	1	1	1	-	-	-		
	11393-KGA-900	GASKET, R. COVER	1	1	1	1	-	-	-		
	11395-KGA-900	GASKET, L. COVER	1	1	1	1	-	-	-		
	15459-KT0-710	GASKET, OIL FILTER CAP	1	1	1	1	-	-	-		
2	91303-KK3-830	O-RING, 35X3(ARAI)	1	1	1	1	-	-	-		
	91304-KPS-900	O-RING, 9.4X2.4	2	2	2	2	-	-	-		
	91307-035-000	O-RING, 18X3	1	1	1	1	-	-	-		
	91309-425-003	O-RING, 24.4X3.1(ARAI)	1	1	1	1	-	-	-		
	91312-107-000	O-RING, 7X1.7	1	1	1	1	-	-	-		
	91356-425-003	O-RING, 30MM	1	1	1	1	-	-	-		
	06116-KRH-D00	WASHER O-RING KIT B	1	-	-	-	-	-	-		
	91303-377-000	O-RING, 13.8X2.5	1	-	-	-	-	-	-		
	91304-MN5-003	O-RING, 63X3(ARAI)	1	-	-	-	-	-	-		
	06116-KRH-D20	WASHER O-RING KIT B	-	1	1	1	-	-	-		
	91303-KRM-840	O-RING, 13.8X2.5	-	1	1	1	-	-	-		
	91304-KGA-940	O-RING, 63X3	-	1	1	1	-	-	-		

2

F-1

HEADLIGHT

G 1



Ref. No.	L.O.N.	(Relative ref. Number) Description	F.R.T.
2	6161A7	HEADLIGHT UNIT	0.2
3	6161B1	SOCKET, HEADLIGHT	0.1
4	616118	BULB, HEADLIGHT	0.1
5	616182	BULB, POSITION LIGHT	0.1
6		(23)	
	4111L3	COWL, FRONT CENTER	0.2
9	6161G7	STAY, HEADLIGHT	0.2

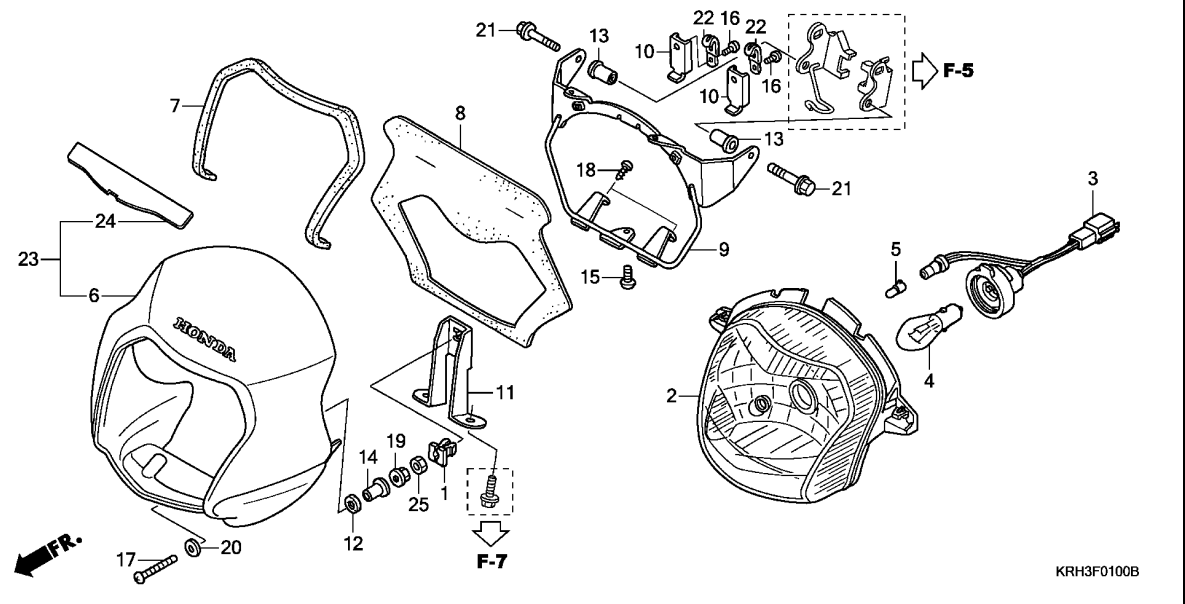
Ref. No.	Part No.	Description	Reqd. QTY							Serial No.	Parts catalogue code
			3	4	5	6	A	EKB	KB		
1	33118-GET-671	NUT, BEAM ADJUSTING	1	1	1	1	-	-	-		
	33118-KRH-901	-	-	-	1	-	1	1	1	
2	33120-KPH-971	HEADLIGHT UNIT	1	1	1	1	-	-	-		
	33120-KRH-901	-	-	-	-	1	1	1		
3	33130-KPH-971	SOCKET COMP., HEADLIGHT	1	1	1	1	-	-	-		
	33130-KRH-901	-	-	-	-	1	1	1		
4	34901-GW3-971	BULB, HEADLIGHT(12V 35/35W) ..	1	1	1	1	-	-	-		
	34901-KPN-B01	-	-	-	-	1	1	1		
5	34903-MN9-711	BULB, MARKER LIGHT(12V 4W) ..	1	1	1	1	-	-	-		
	34903-KRH-901	BULB, POSITION LIGHT(12V 4W)	-	-	-	-	1	1	1		
6	61300-KRH-D00ZA	VISOR SET, FR.(WL)									
	TYPE1	1	1	1	1	-	-	-		
	61300-KRH-D00ZB	*TYPE2*	1	1	-	-	-	-	-		
	61300-KRH-D30ZA	*TYPE1*	-	-	1	1	-	-	-		
	61300-KRH-D40ZA	*TYPE1*	-	-	-	1	-	-	-		
7	61302-MCG-000	MAT, FR. VISOR	1	1	1	1	-	-	-		
8	61303-KRH-D00	RUBBER, INNER VISOR	1	1	1	1	-	-	-		
	61303-KRH-900	-	-	-	-	1	1	1		
9	61305-KRH-D00	PLATE COMP., INNER VISOR FR.	1	1	1	1	-	-	-		
	61305-KRH-900	-	-	-	-	1	1	1		
10	61306-KRH-D00	HOLDER	2	2	2	2	-	-	-		
	61306-KRH-900	-	-	-	-	2	2	2		
11	61313-KRH-D00	STAY, HEADLIGHT LOWER	1	1	1	1	-	-	-		
	61313-KRH-900	-	-	-	-	1	1	1		
12	84708-KPM-000	WASHER, RUBBER	1	1	1	1	1	1	1		
13	90111-KFB-000	NUT, SPECIAL, 6X1.0	2	2	2	2	2	2	2		
14	90522-028-000	WASHER, CHAIN CASE SETTING ..	1	1	1	1	1	1	1		

3

F-1

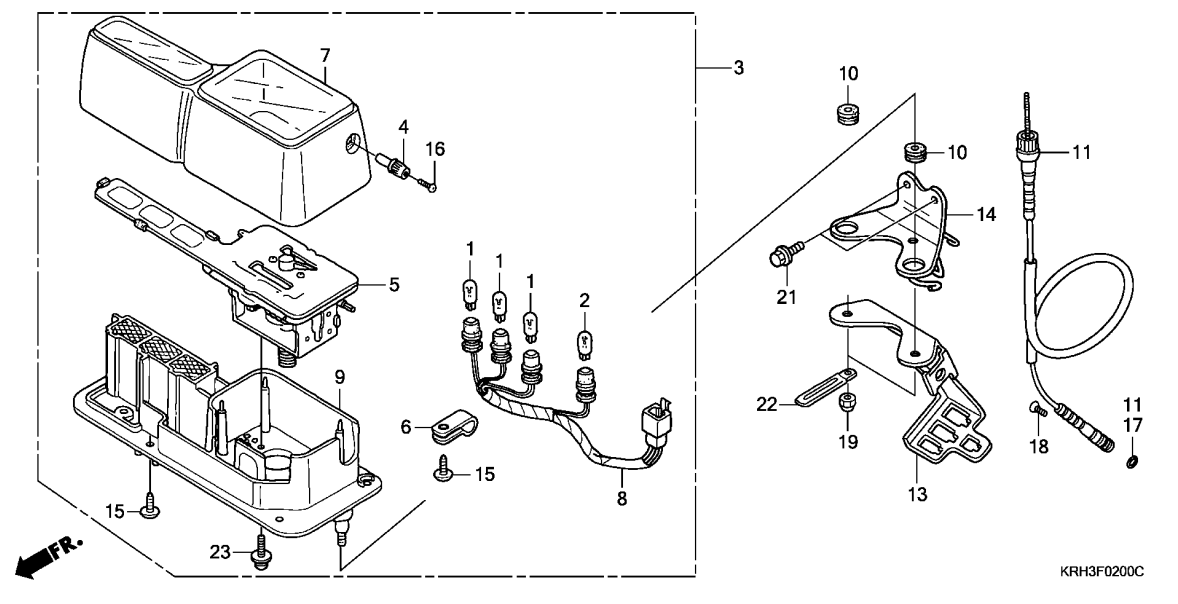
HEADLIGHT

G 2



Ref. No.	Part No.	Description	Reqd. QTY							Serial No.	Parts catalogue code
			3	4	5	6	A	EKB	KB		
15	93500-04008-0A	SCREW, PAN, 4X8	1	1	1	1	1	1	1		
16	93500-05012-0A	SCREW, PAN, 5X12	2	2	2	2	2	2	2		
17	93500-05050-0G	SCREW, PAN, 5X50	1	1	1	1	1	1	1		
18	93911-24120	SCREW, TAPPING, 4X10(P0)	4	4	4	4	4	4	4		
19	94050-05000	NUT, FLANGE, 5MM	1	1	1	1	1	1	1		
20	94103-05700	WASHER, PLAIN, 5MM	1	1	1	1	1	1	1		
21	95701-06018-07	BOLT, FLANGE, 6X18	2	2	2	2	2	2	2		
22	94591-25000	CLIP, 2X50	2	2	2	-	-	-	-		
23	61300-KRH-900ZA	VISOR SET, FR.(WL)	-	-	-	-	-	-	-		
	61300-KRH-900ZB	*NH1*.....BLACK	-	-	-	-	-	1	1	1	
	61300-KRH-900ZC	*NH196*.....ROSS WHITE	-	-	-	-	-	1	1	1	
	61300-KRH-900ZC	*R134*.....FIGHTING RED	-	-	-	-	-	1	1	1	
24	61309-KRH-D20	SHEET, HEADLIGHT SHADE	-	-	-	-	-	1	1	1	
25	94001-05000-0S	NUT, HEX., 5MM	-	-	-	-	-	1	1	1	

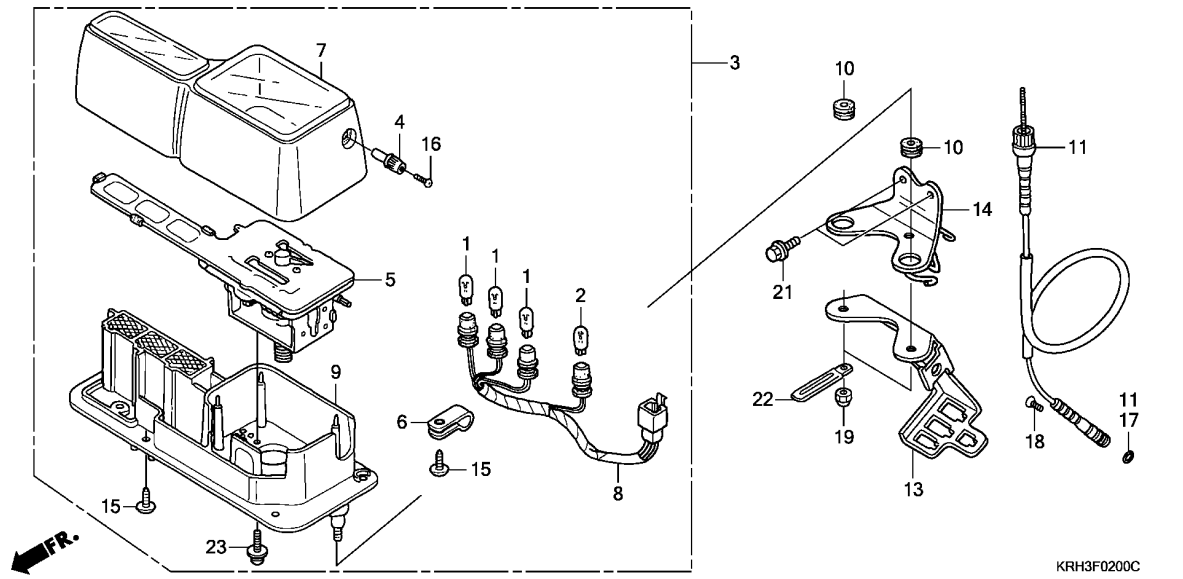
3



Ref. No.	L.O.N.	(Relative ref. Number) Description	F.R.T.
3	8121A1	METER ASSY., COMBINATION	0.3
5	8121A3	SPEEDOMETER ASSEMBLY	0.4
7	8121B4	CASE, METER :UPPER	0.4
8	6161G4	SOCKET ASSY., METER BULB	0.3
9	8121B5	CASE, METER :LOWER	0.4
11	811160	CABLE, SPEEDOMETER	0.2
14	8121C5	STAY, SPEEDOMETER	0.2

Ref. No.	Part No.	Description	Reqd. QTY								Serial No.	Parts catalogue code
			3	4	5	6	A	EKB	KB			
1	34908-GA7-701	BULB, WEDGE BASE(T10) (12V 3.4W)(NIPPON SEIKI)	3	3	3	3	-	-	-			
	34908-KYA-601	BULB, WEDGE BASE(T10) (12V 3.4W)	-	-	-	-	3	3	3			
2	34908-MB9-871	BULB, WEDGE BASE(T10) (12V 1.7W)(STANLEY)	1	1	1	1	-	-	-			
	34910-GFM-901	BULB, WEDGE BASE(T10) (12V 1.7W)	-	-	-	-	1	1	1			
3	37200-KRH-E01	SPEEDOMETER ASSY.(MPH/KPH)	1	1	1	1	-	-	-	-----	E	
	37200-KRH-D01	SPEEDOMETER ASSY.(KPH)	1	1	1	1	-	-	-	-----	ED,F	
	37200-KRH-901	-	-	-	-	1	1	1			
4	37205-MNO-008	KNOB	1	1	1	1	-	-	-			
	37213-KRH-901	KNOB, TRIP	-	-	-	-	1	1	1			
5	37210-KRH-E01	SPEEDOMETER COMP.(MPH/KPH)	1	1	1	1	-	-	-	-----	E	
	37210-KRE-901	SPEEDOMETER COMP.(KPH)	1	1	1	1	-	-	-	-----	ED,F	
	37210-KRH-901	-	-	-	-	1	1	1			
6	37215-KAF-008	CLAMP	1	1	1	1	-	-	-			
	37233-KRH-901	-	-	-	-	1	1	1			
7	37220-KRE-901	CASE ASSY., UPPER	1	1	1	1	-	-	-			
	37220-KRH-901	-	-	-	-	1	1	1			
8	37223-KRH-D01	SOCKET COMP.	1	1	1	1	-	-	-			
	37223-KRH-901	-	-	-	-	1	1	1			
9	37230-KRE-901	CASE ASSY., UNDER	1	1	1	1	-	-	-			
	37230-KRH-901	-	-	-	-	1	1	1			
10	37243-MG2-000	RUBBER, SPEEDOMETER MOUNTING	2	2	2	2	2	2	2			
11	44830-KRE-900	CABLE ASSY., SPEEDOMETER	1	-	-	-	-	-	-			
	44830-KRH-D20	-	1	1	1	-	-	-			



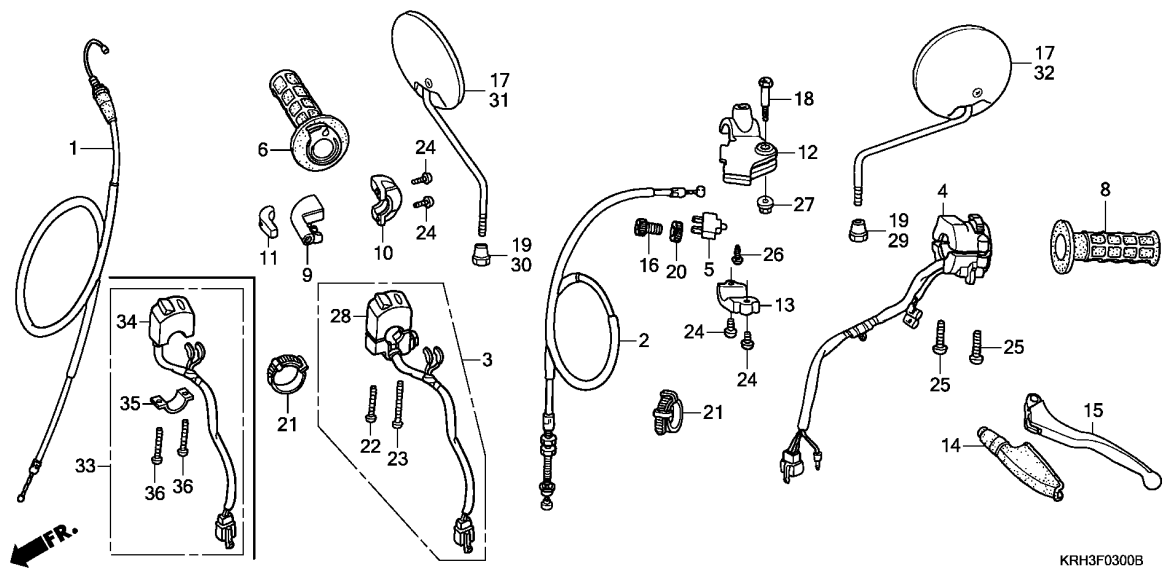


Ref. No.	Part No.	Description	Reqd. QTY							Serial No.	Parts catalogue code
			3	4	5	6	A	EKB	KB		
11)	44830-KRH-900	CABLE ASSY., SPEEDOMETER	-	-	-	-	1	1	1		
13	61307-KRH-D00	STAY, COUPLER	1	1	1	1	-	-	-		
	61307-KRH-900	-	-	-	-	1	1	1		
14	61317-KRE-900	STAY, SPEEDOMETER	1	1	1	1	-	-	-		
	61317-KRH-900	-	-	-	-	1	1	1		
15	90109-MZ5-008	SCREW, TAPPING, 4X14	5	5	5	5	-	-	-		
	93903-24320	SCREW, TAPPING, 4X12	-	-	-	-	5	5	5		
16	90158-KM7-911	SCREW, PAN, 2X6	1	1	1	1	-	-	-		
	90158-KCJ-710	-	-	-	-	1	1	1		
17	91256-KK3-840	O-RING, 10X1.5	1	1	1	1	1	1	1		
18	93700-05018-1A	SCREW, OVAL, 5X18	1	1	1	1	1	1	1		
19	94021-06000-0S	NUT, CAP, 6MM	2	2	2	2	2	2	2		
21	95701-06012-00	BOLT, FLANGE, 6X12	2	2	2	2	2	2	2		
22	91406-166-000	CLIP, WIRE	1	1	1	1	1	1	1		
23	93893-04010-08	SCREW-WASHER, 4X10	-	-	-	-	2	2	2		

F-3

HANDLE LEVER/SWITCH/CABLE

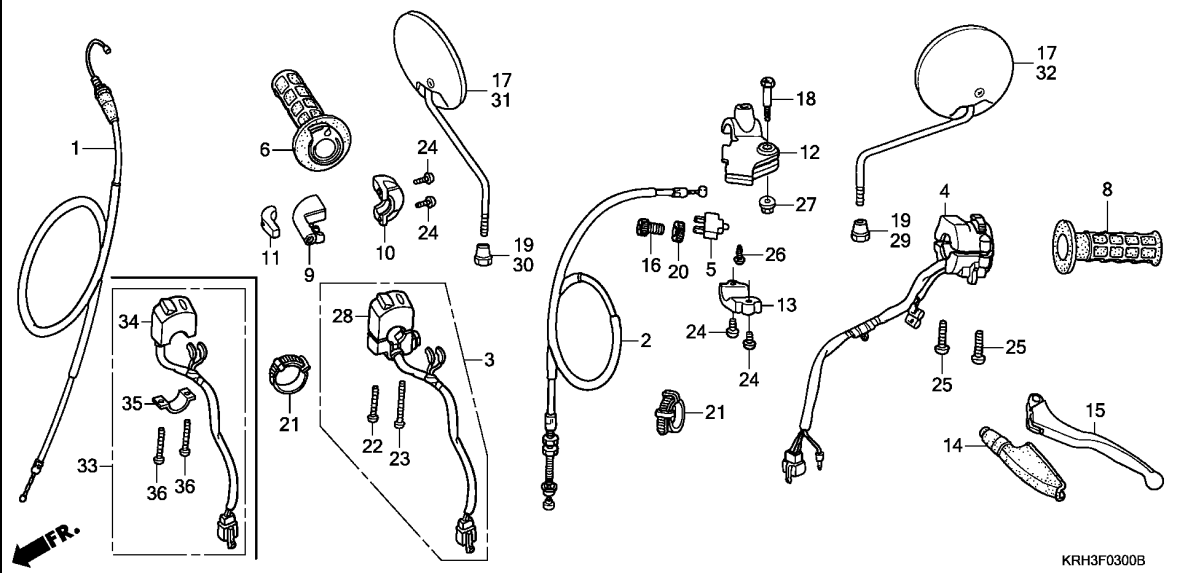
G 5



Ref. No.	L.O.N.	(Relative ref. Number) Description	F.R.T.
1	811100	CABLE, THROTTLE	0.3
2	811115	CABLE, CLUTCH	0.2
3		(28,33,34)	
	615120	SWITCH, STARTER KILL	0.2
4	615118	SWITCH, WINKER	0.4
5	6151A9	SWITCH, CLUTCH	0.1
6	810150	GRIP, THROTTLE	0.1
8	8101C0	GRIP, HANDLE :LEFT	0.1
9	810155	HOUSING, THROTTLE	0.1
12	8101C8	BRACKET, HANDLE LEVER :LEFT ..	0.2
15	8101C6	LEVER, HANDLE :LEFT	0.1
	8101F5	LEVER, HANDLE :BOTH	0.2

Ref. No.	Part No.	Description	Reqd. QTY							Serial No.	Parts catalogue code
			3	4	5	6	A	EKB	KB		
1	17910-KRH-D00	CABLE COMP., THROTTLE	1	1	1	1	-	-	-		
	17910-KRH-900	-	-	-	-	1	1	1		
2	22870-KSM-900	CABLE COMP., CLUTCH	1	1	1	1	-	-	-		
	22870-KRH-900	-	-	-	-	1	1	1		
3	35013-KFB-000	SWITCH SET, STARTER KILL	1	1	1	-	-	-	-		
	35013-KFB-010	-	-	-	1	-	1	-		
4	35200-KRH-D00	SWITCH ASSY., WINKER	1	-	-	-	-	-	-		
	35200-KRH-D21	-	1	1	1	-	-	-		
	35201-KRH-901	SWITCH COMP., WINKER	-	-	-	-	1	1	-		
	35200-KRH-720	SWITCH ASSY., WINKER	-	-	-	-	-	-	1		
5	35330-MK5-003	SWITCH ASSY., CLUTCH	1	1	1	1	-	-	-		
	35330-KRH-901	-	-	-	-	1	1	-		
6	53140-KB9-752	GRIP ASSY., THROTTLE	1	1	1	1	1	1	1		
8	53166-MK5-010	GRIP, L. HANDLE	1	1	1	1	1	1	1		
9	53167-KY7-000	HOUSING, UPPER THROTTLE	1	1	-	-	-	-	-		
	53167-KY7-010	-	-	1	1	-	-	-		
	53167-KRH-900	-	-	-	-	1	-	-		
	53167-KRH-920	-	-	-	-	-	1	1		
10	53168-KA2-000	HOUSING, UNDER THROTTLE	1	1	-	-	-	-	-		
	53168-KA2-010	-	-	1	1	1	-	-		
	53168-KRH-920	HOUSING, LOWER THROTTLE	-	-	-	-	-	1	1		
11	53169-HB7-010	SLIDER, THROTTLE	1	1	1	1	-	-	-		
	53169-KRH-900	-	-	-	-	1	1	1		
12	53172-KS5-700	BRACKET, L. HANDLE LEVER	1	1	1	1	-	-	-		
	53172-KRH-900	-	-	-	-	1	1	1		
13	53174-KE1-000	HOLDER, L. LEVER BRACKET	1	1	1	1	-	-	-		
	53174-KRH-900	-	-	-	-	1	1	1		

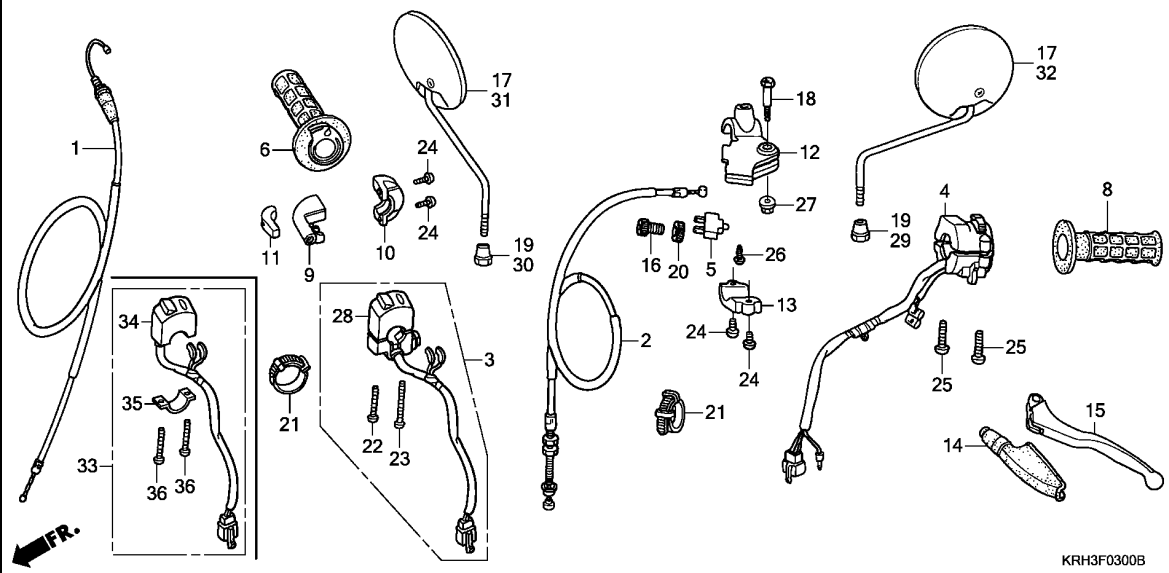
3



KRH3F0300B

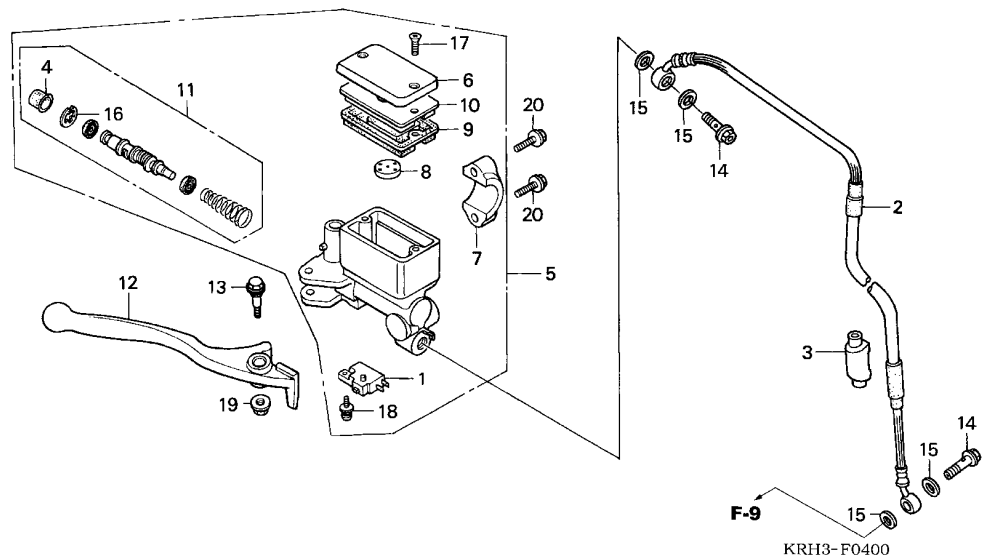
Ref. No.	Part No.	Description	Reqd. QTY							Serial No.	Parts catalogue code
			3	4	5	6	A	EKB	KB		
14	53177-KS5-700	COVER, L. HANDLE LEVER	1	1	1	1	-	-	-	-	-
	53177-KRH-900	-	-	-	-	1	1	1	1	1
15	53178-MCG-000	LEVER, L. STEERING HANDLE ...	1	1	1	1	-	-	-	-	-
	53178-KRH-900	-	-	-	-	1	1	1	1	1
16	53192-268-000	BOLT, WIRE ADJUSTING	1	1	1	1	-	-	-	-	-
	53192-KRH-900	-	-	-	-	-	1	1	1	1
17	88210-KRH-D00	MIRROR COMP., BACK	2	2	2	2	-	-	-	-	-
18	90113-HA0-770	BOLT, HANDLE LEVER PIVOT ...	1	1	1	1	-	-	-	-	-
	90113-KRH-900	-	-	-	-	-	1	1	1	1
19	90314-329-000	NUT, LOCK	2	2	2	2	-	-	-	-	-
20	90321-315-670	NUT, FIXING	1	1	1	1	-	-	-	-	-
	90322-KRH-900	-	-	-	-	-	1	1	1	1
21	90650-KW3-000	BAND, WIRE	2	2	2	2	2	2	2	2	2
22	93500-04032-0G	SCREW, PAN, 4X32	1	1	1	-	1	1	-	-	-
	90120-KPS-900	-	-	-	-	1	-	-	-	-
23	93500-04045-0G	SCREW, PAN, 4X45	1	1	1	-	1	1	-	-	-
	90121-KPS-900	-	-	-	-	1	-	-	-	-
24	93500-05016-0G	SCREW, PAN, 5X16	4	4	4	4	4	4	4	4	4
25	93500-05020-0G	SCREW, PAN, 5X20	2	2	2	2	2	2	2	2	2
26	93901-32320	SCREW, TAPPING, 3X12	1	1	1	1	1	1	-	-	-
27	94050-06000	NUT, FLANGE, 6MM	1	1	1	1	1	1	1	1	1
28	35131-KRH-901	SWITCH COMP., ENGINE STOP ...	-	-	-	-	-	1	1	-	-
29	88111-KRH-901	NUT, LOCK(LH)	-	-	-	-	-	1	1	1	1
30	88112-KRH-901	NUT, LOCK(RH)	-	-	-	-	-	1	1	1	1
31	88210-KRH-900	MIRROR COMP., R.	-	-	-	-	-	1	1	1	1

----- 1LA,3LA,CO,DK,LA,SA



Ref. No.	Part No.	Description	Reqd. QTY							Serial No.	Parts catalogue code
			3	4	5	6	A	EKB	KB		
32	88220-KRH-900	MIRROR COMP., L.	-	-	-	-	1	1	1		
33	35130-KRH-720	SWITCH ASSY., ENGINE STOP ...	-	-	-	-	-	-	1		
34	35131-KRH-720	SWITCH COMP., ENGINE STOP ...	-	-	-	-	-	-	1		
35	35133-KRH-720	PLATE, SET	-	-	-	-	-	-	1		
36	93500-04012-0G	SCREW, PAN, 4X12	-	-	-	-	-	-	2		





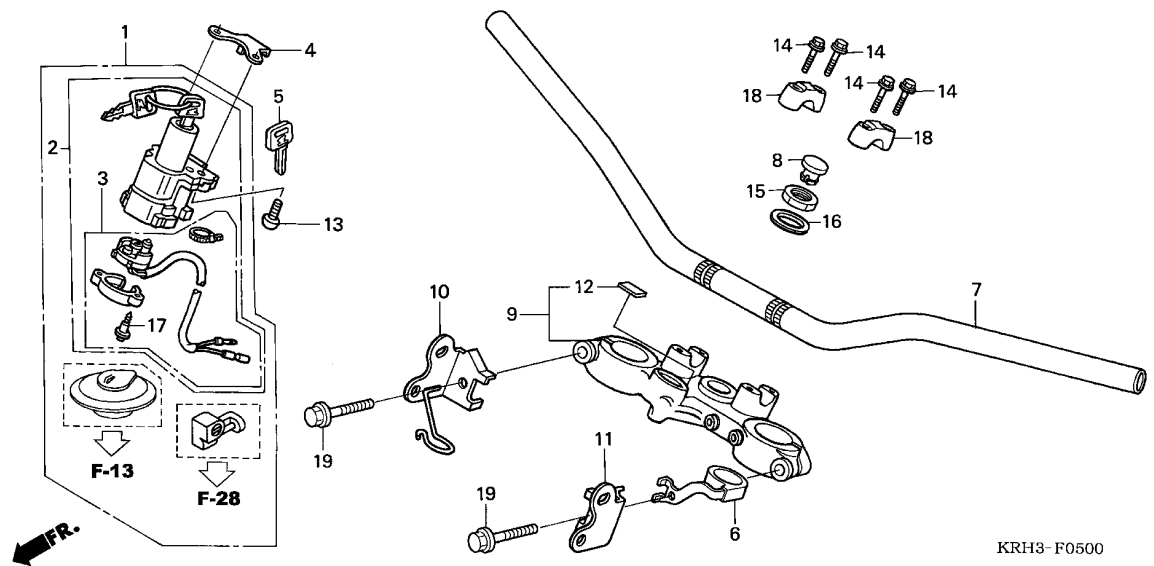
Ref. No.	L.O.N.	(Relative ref. Number) Description	F.R.T.
1	6151B2	SWITCH, FRONT STOP	0.1
2	7121A0	HOSE, FRONT BRAKE	0.4
		.INCLUDES: Bleed brakes	
5	712105	CYLINDER, FRONT BRAKE MASTER	0.4
		.INCLUDES: Bleed brakes	
9	7121G6	DIAPHRAGM, FRONT BRAKE MASTER	0.1
11	7121G9	PISTON SET, FRONT BRAKE MASTER	0.4
		.INCLUDES: Bleed brakes	
12	8101C7	LEVER, HANDLE :RIGHT	0.1
	8101F5	LEVER, HANDLE :BOTH	0.2

Ref. No.	Part No.	Description	Reqd. QTY							Serial No.	Parts catalogue code
			3	4	5	6	A	EKB	KB		
1	35340-MM5-600	SWITCH ASSY., FR. STOP	1	1	1	1	1	1	1	1	
2	45125-KRE-921	HOSE COMP., FR. BRAKE	1	1	1	1	1	1	1	1	
3	45463-KRH-D00	COVER, BRAKE HOSE CLAMPER ...	1	1	1	1	1	1	1	1	
4	45504-410-003	BOOT COMP.	1	1	1	1	1	1	1	1	
5	45510-KRH-D01	CYLINDER SUB ASSY., FR. BRAKE MASTER	1	1	1	1	-	-	-	-	
	45510-KRH-901	-	-	-	-	1	1	1	1	
6	45513-HA2-006	CAP, MASTER CYLINDER	1	1	1	1	1	1	1	1	
7	45517-166-006	HOLDER, MASTER CYLINDER	1	1	1	1	1	1	1	1	
8	45518-MG3-016	SEPARATOR COMP.	1	1	1	1	1	1	1	1	
9	45520-MG7-006	DIAPHRAGM	1	1	1	1	1	1	1	1	
10	45521-HA2-006	PLATE, DIAPHRAGM	1	1	1	1	1	1	1	1	
11	45530-KJ1-702	CYLINDER SET, MASTER	1	1	1	1	-	-	-	-	
	45530-KRH-305	-	-	-	-	1	1	1	1	
12	53175-KV2-900	LEVER, R. STEERING HANDLE ...	1	1	1	1	-	-	-	-	
	53175-KRH-901	-	-	-	-	1	1	1	1	
13	90114-166-006	BOLT, HANDLE LEVER PIVOT	1	1	1	1	1	1	1	1	
14	90145-MS9-612	BOLT, OIL, 10X22	2	2	2	2	-	-	-	-	
	90145-KRH-901	-	-	-	-	2	2	2	2	
15	90545-300-000	WASHER, OIL BOLT	4	4	4	4	4	4	4	4	
16	90651-MA5-671	CIRCLIP	1	1	1	1	1	1	1	1	
17	93600-04012-16	SCREW, FLAT, 4X12	2	2	2	2	2	2	2	2	
18	93893-04012-17	SCREW-WASHER, 4X12	1	1	1	1	1	1	1	1	
19	94050-06000	NUT, FLANGE, 6MM	1	1	1	1	1	1	1	1	
20	96001-06022-00	BOLT, FLANGE, 6X22	2	2	2	2	2	2	2	2	

F-5

HANDLE PIPE/TOP BRIDGE

G 9



Ref. No.	L.O.N.	(Relative ref. Number) Description	F.R.T.
1	6151A1	KEY SET	0.7
2	615145	SWITCH, COMBINATION & LOCK ...	0.6
3	6151C2	BASE, CONTACT	0.4
7	810100	PIPE, STEERING HANDLE	0.4
9	510110	BRIDGE, FORK TOP	0.5

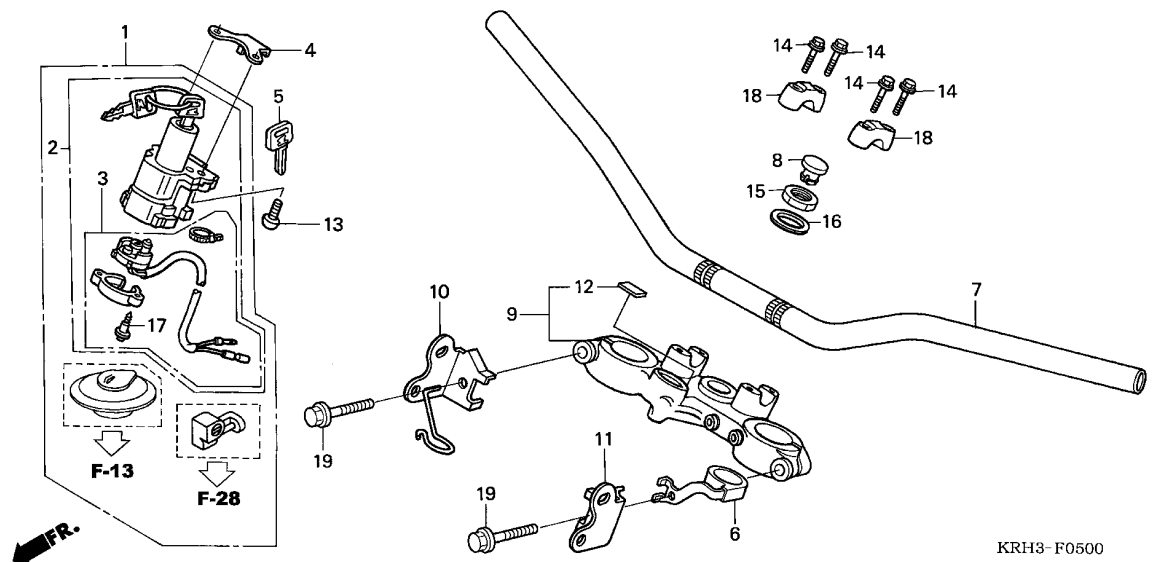
Ref. No.	Part No.	Description	Reqd. QTY							Serial No.	Parts catalogue code
			3	4	5	6	A	EKB	KB		
1	35010-KRH-D00	KEY SET	1	-	-	-	-	-	-	-	
	35010-KRH-D20	-	1	1	-	-	-	-	-	
	35010-KRH-900	-	-	-	-	1	1	1	-	
2	35100-KRH-D00	SWITCH ASSY., COMBINATION & LOCK	1	-	-	-	-	-	-	-	
	35100-KRH-D21	-	1	1	1	-	-	-	-	
	35100-KRH-901	-	-	-	-	1	1	1	-	
3	35101-KRH-D00	BASE COMP., CONTACT	1	-	-	-	-	-	-	-	
	35101-KRH-D21	-	1	1	1	-	-	-	-	
	35101-KRH-901	-	-	-	-	1	1	1	-	
4	35106-KCZ-J70	COVER, COMBINATION SWITCH ...	1	1	1	1	-	-	-	-	
	35106-KRH-900	-	-	-	-	1	1	1	-	
5	35121-MAS-G01	KEY, BLANK(TYPE 1)	(1)	(1)	(1)	(1)	-	-	-	-	
	35121-KRH-900	KEY COMP.	-	-	-	-	(1)	(1)	(1)	-	
6	45470-KRE-900	GUIDE COMP., BRAKE HOSE(UPPER)	1	1	1	1	1	1	1	-	
7	53100-KRE-900ZC	PIPE, STEERING HANDLE	1	1	1	1	-	-	-	-	
	NH105...MAT BLACK (#15-#20)	1	1	1	1	-	-	-	-	
	53100-KRH-900ZA	*NH1*.....BLACK	1	-	-	-	1	1	1	-	
8	53208-KCH-900	CAP, STEERING STEM	1	1	1	1	1	1	1	-	
9	53300-KRH-D00	BRIDGE COMP., FORK TOP	1	1	1	1	-	-	-	-	
	53300-KRH-900	-	-	-	-	1	1	1	-	
10	61311-KRH-D00	STAY, R. HEADLIGHT	1	1	1	1	-	-	-	-	
	61311-KRH-900	-	-	-	-	1	1	1	-	
11	61312-KRH-D00	STAY, L. HEADLIGHT	1	1	1	1	-	-	-	-	
	61312-KRH-900	-	-	-	-	1	1	1	-	
12	86150-KPG-901	EMBLEM, PRODUCT(MARUI)	1	-	1	1	1	1	1	-	
	86150-KPG-900	EMBLEM, WING MARK	-	1	-	-	-	-	-	-	

3

F-5

HANDLE PIPE/TOP BRIDGE

G10



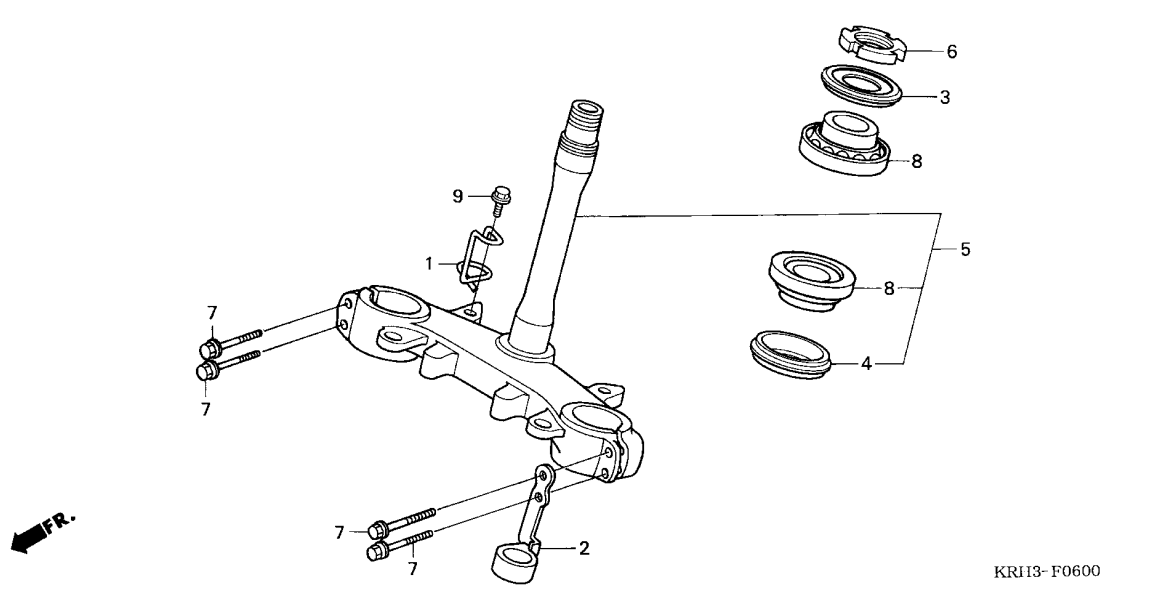
3

Ref. No.	Part No.	Description	Reqd. QTY							Serial No.	Parts catalogue code
			3	4	5	6	A	EKB	KB		
12)	86150-KPG-902	EMBLEM, PRODUCT(UEHARA)	-	-	-	-	1	1	1		
13	90107-MBG-000	BOLT, ONE-WAY, 8MM	2	2	2	2	2	2	2		
14	90111-362-000	BOLT, FLANGE, 8X36	4	4	4	4	-	-	-		
	90111-KRH-900	-	-	-	-	4	4	4		
15	90304-425-000	NUT, STEERING STEM	1	1	1	1	-	-	-		
	90308-KRH-900	-	-	-	-	1	1	1		
16	90503-425-000	WASHER, STEERING STEM	1	1	1	1	-	-	-		
	90503-KRH-900	-	-	-	-	1	1	1		
17	91059-KY2-711	SCREW, TAPPING, 3X16	3	3	3	3	-	-	-		
	91059-GFM-901	-	-	-	-	3	3	3		
18	95014-22200	HOLDER B2, HANDLE PIPE UPPER	2	2	2	2	2	2	2		
19	95701-08045-07	BOLT, FLANGE, 8X45	2	2	2	2	2	2	2		

F-6

STEERING STEM

G11



Ref. No.	L.O.N.	(Relative ref. Number) Description	F.R.T.
5	510100	STEM OR SHAFT ASSY., STEERING (3)	1.1
6	5101B2	THREAD, STEERING HEAD TOP	0.5
8	5101B6	BEARING, HEAD PIPE :UPPER	1.1
	5101B7	BEARING, HEAD PIPE :LOWER	1.2
	5101C7	BEARING, HEAD PIPE :BOTH	1.2

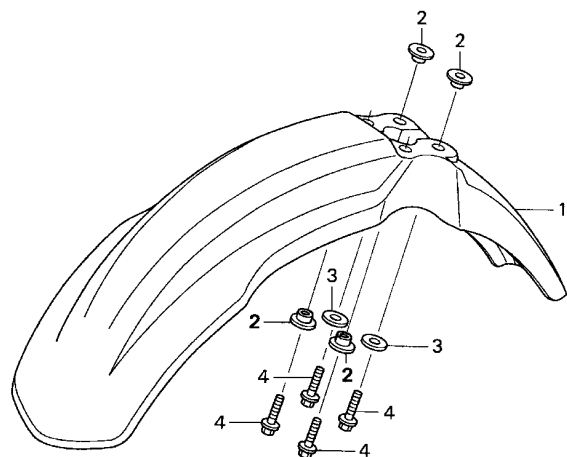
Ref. No.	Part No.	Description	Reqd. QTY							Serial No.	Parts catalogue code
			3	4	5	6	A	EKB	KB		
1	44833-KRE-900	GUIDE, SPEEDOMETER CABLE	1	1	1	1	-	-	-		
	44833-KRH-900	-	-	-	-	1	1	1		
2	45460-KRH-000	GUIDE COMP., LOWER BRAKE HOSE	1	1	1	1	1	1	1		
3	53214-KA3-732	DUST SEAL, STEERING HEAD(ARAI)	1	1	1	1	-	-	-		
	53215-KRH-901	DUST SEAL, STEERING HEAD	-	-	-	-	1	1	1		
4	53214-KA4-701	DUST SEAL, STEERING HEAD(ARAI)	1	1	1	1	-	-	-		
	53214-KRH-901	DUST SEAL, STEERING HEAD	-	-	-	-	1	1	1		
5	53219-KRE-900	STEM SUB ASSY., STEERING	1	1	1	1	-	-	-		
	53219-KRH-900	-	-	-	-	1	1	1		
6	53229-KPE-900	THREAD, STEERING HEAD TOP	1	1	1	1	-	-	-		
	53229-KRH-900	-	-	-	-	1	1	1		
7	90101-GBL-000	BOLT, FLANGE, 8X35	4	4	4	4	-	-	-		
	90106-KRH-900	-	-	-	-	4	4	4		
8	91015-KV6-003	BEARING, HEAD PIPE(NTN)	2	2	2	2	-	-	-		
	91015-KRH-901	BEARING, HEAD PIPE	-	-	-	-	2	2	2		
9	95701-06012-00	BOLT, FLANGE, 6X12	1	1	1	1	1	1	1		

3

F-7

FRONT FENDER

G12



KRH3-F0700A

Ref. No.	L.O.N.	(Relative ref. Number) Description	F.R.T.
----------	--------	------------------------------------	--------

1	4131B7	FENDER, FRONT	0.1
---	--------	---------------------	-----

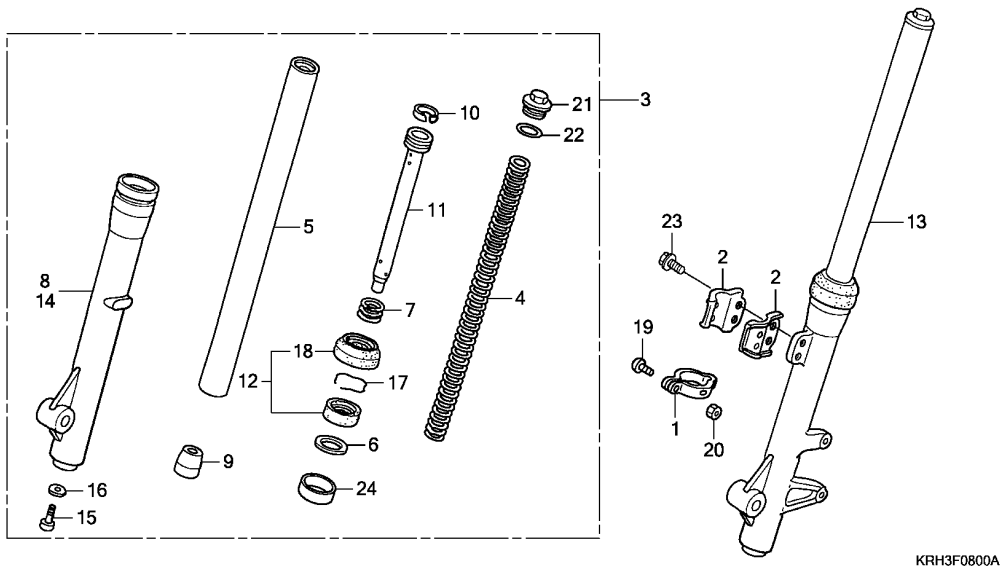
Ref. No.	Part No.	Description	Reqd. QTY							Serial No.	Parts catalogue code
			3	4	5	6	A	EKB	KB		
1	61100-KPS-900ZA	FENDER, FR.									
		R134.....FIGHTING RED	1	1	1	1	-	-	-		
	61100-KPS-900ZG	*NH1*.....BLACK	1	1	1	1	-	-	-		
	61100-KPS-900ZB	*NH196*.....ROSS WHITE	-	-	-	1	-	-	-		
	61100-KRH-900ZA	*NH1*.....BLACK	-	-	-	-	1	1	1		
	61100-KRH-900ZB	*NH196*.....ROSS WHITE	-	-	-	-	1	1	1		
	61100-KRH-900ZC	*R134*.....FIGHTING RED	-	-	-	-	1	1	1		
2	61104-KB7-900	COLLAR, FENDER MOUNTING	4	4	4	4	-	-	-		
	61104-KRH-900	-	-	-	-	4	4	4		
3	90545-292-000	WASHER, 6.5X20	2	2	2	2	-	-	-		
	90546-KRH-900	-	-	-	-	2	2	2		
4	95701-06025-00	BOLT, FLANGE, 6X25	4	4	4	4	4	4	4		

3

F-8

FRONT FORK

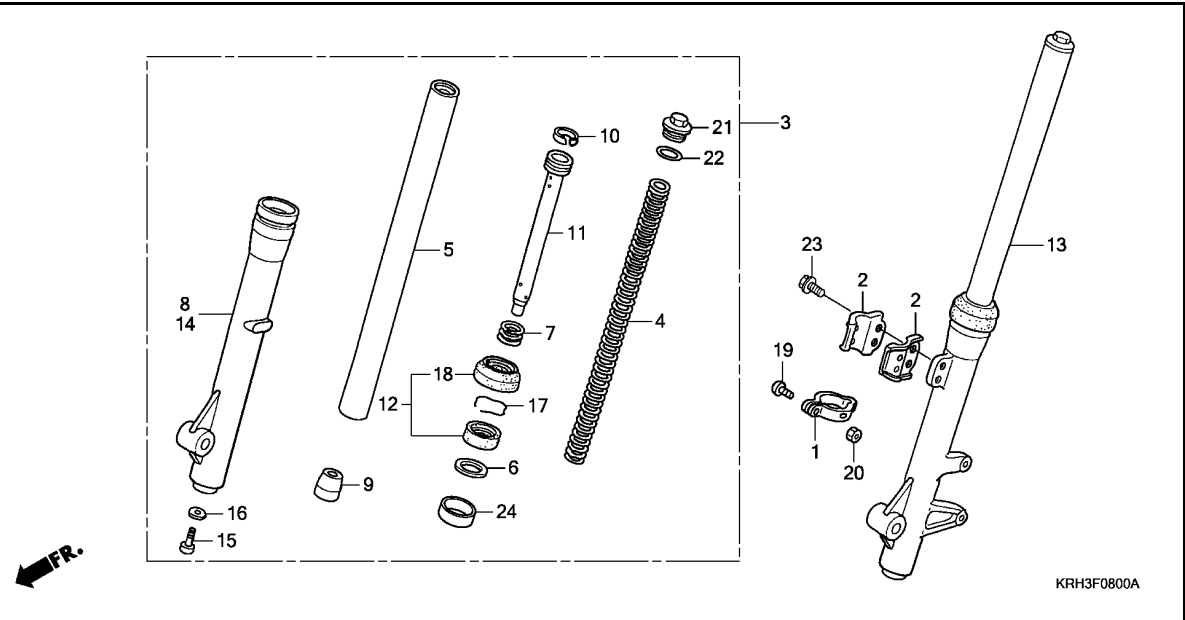
G13



Ref. No.	L.O.N.	(Relative ref. Number) Description	F.R.T.
3	5111C3	FORK ASSY., FRONT :RIGHT	0.4
4	5111C5	SPRING, FRONT FORK :LEFT	0.2
	5111C6	SPRING, FRONT FORK :RIGHT	0.2
	5111C7	SPRING, FRONT FORK :BOTH	0.4
5	5111G2	PIPE, FRONT FORK :LEFT	0.8
	5111G3	PIPE, FRONT FORK :RIGHT	0.8
	5111G4	PIPE, FRONT FORK :BOTH	1.3
8	5111D2	CASE, BOTTOM :RIGHT	0.8
12		(6,24)	
	5111E7	SEAL SET, FRONT FORK :LEFT	0.8
	5111E8	SEAL SET, FRONT FORK :RIGHT	0.8
	5111E9	SEAL SET, FRONT FORK :BOTH	1.3
13	5111C2	FORK ASSY., FRONT :LEFT	0.4
	5111C4	FORK ASSY., FRONT :BOTH	0.6
14	5111D1	CASE, BOTTOM :LEFT	0.8
	5111D3	CASE, BOTTOM :BOTH	1.3

Ref. No.	Part No.	Description	Reqd. QTY							Serial No.	Parts catalogue code
			3	4	5	6	A	EKB	KB		
1	44832-KL4-950	CLAMPER, SPEEDOMETER CABLE	1	1	1	1	-	-	-		
	44832-KRH-900	-	-	-	-	1	1	1		
2	45461-KPS-900	CLAMPER A, BRAKE HOSE	2	2	2	2	-	-	-		
	45461-KRH-900	-	-	-	-	2	2	2		
3	51400-KRE-921	FORK ASSY., R. FR.(SHOWA)(###)	1	-	-	-	-	-	-		
	51400-KRH-D21	FORK ASSY., R. FR.(SHOWA)	-	1	1	1	-	-	-		
	51400-KRH-901	FORK ASSY., R. FR.	-	-	-	-	1	1	1		
4	51401-KRE-901	SPRING, FR. FORK	2	-	-	-	-	-	-		
	51401-KRH-D21	-	2	2	2	-	-	-		
	51401-KRH-901	-	-	-	-	2	2	2		
5	51410-KRE-901	PIPE COMP., FR. FORK	2	2	2	2	-	-	-		
	51410-KRH-901	-	-	-	-	2	2	2		
6	51412-KK4-003	RING, BACK UP	2	2	2	2	-	-	-		
	51412-GGC-901	WASHER, OIL SEAL	-	-	-	-	2	2	2		
7	51412-KRE-901	SPRING, FR. REBOUND	2	2	2	2	-	-	-		
	51413-KRH-901	SPRING, REBOUND	-	-	-	-	2	2	2		
8	51420-KRE-921	CASE COMP., R. FR. BOTTOM	1	1	1	1	-	-	-		
	51420-KRH-901	CASE, R. BOTTOM	-	-	-	-	1	1	1		
9	51432-388-003	PIECE, OIL LOCKING	2	2	2	2	-	-	-		
	51432-KRH-901	PIECE, OIL LOCK	-	-	-	-	2	2	2		
10	51437-KBG-003	RING, PISTON(SHOWA)	2	2	2	2	-	-	-		
	51437-KRH-901	RING, PISTON	-	-	-	-	2	2	2		
11	51440-KRE-901	PIPE, SEAT	2	-	-	-	-	-	-		
	51440-KRH-D21	-	2	2	2	-	-	-		
	51440-KRH-901	-	-	-	-	2	2	2		
12	51490-GAA-305	SEAL SET, FR. FORK	2	2	2	2	-	-	-		
	51490-KRH-901	-	-	-	-	2	2	2		

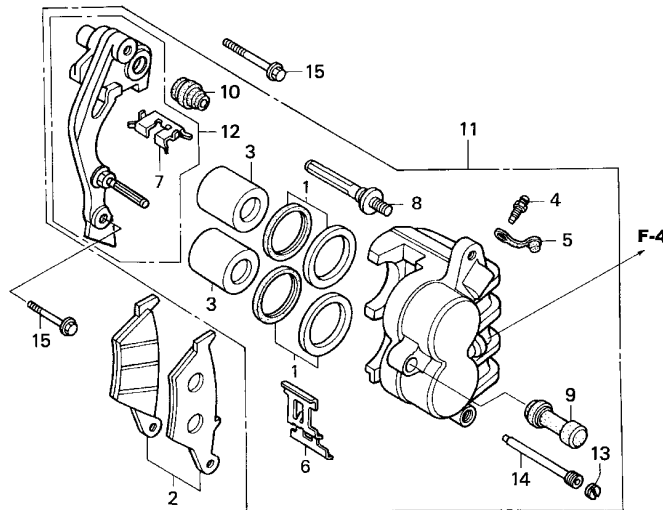
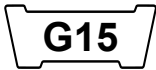
3



Ref. No.	Part No.	Description	Reqd. QTY								Serial No.	Parts catalogue code
			3	4	5	6	A	EKB	KB			
13	51500-KRE-921	FORK ASSY., L. FR. (SHOWA) (###)	1	-	-	-	-	-	-	-		
	51500-KRH-D21	FORK ASSY., L. FR. (SHOWA) ...	-	1	1	1	-	-	-	-		
	51500-KRH-901	FORK ASSY., L. FR.	-	-	-	-	1	1	1	-		
14	51520-KRE-921	CASE COMP., L. FR. BOTTOM ...	1	1	1	1	-	-	-	-		
	51520-KRH-901	CASE, L. BOTTOM	-	-	-	-	1	1	1	-		
15	90116-383-721	BOLT, SOCKET, 8X27	2	2	2	2	-	-	-	-		
	90116-KRF-H71	BOLT, SOCKET, 8X30	-	-	-	-	2	2	2	-		
16	90544-283-000	WASHER, SPECIAL, 8MM (SHOWA) -	2	2	2	2	-	-	-	-		
	90544-KRF-H71	WASHER, SPECIAL, 8MM	-	-	-	-	2	2	2	-		
17	90601-354-000	RING, OIL SEAL STOP	2	2	2	2	-	-	-	-		
	90651-KRF-H71	RING, OIL SEAL STOPPER	-	-	-	-	2	2	2	-		
18	91254-GAA-003	SEAL, DUST	2	2	2	2	-	-	-	-		
	91254-KRH-901	-	-	-	-	2	2	2	-		
19	93500-05018-0G	SCREW, PAN, 5X18	1	1	1	1	1	1	1	-		
20	94001-05070-0S	NUT, HEX., 5MM	1	1	1	1	1	1	1	-		
21	94605-27101	BOLT D1, FORK	2	2	2	2	-	-	-	-		
	90123-KRF-H71	BOLT, FR. FORK	-	-	-	-	2	2	2	-		
22	94608-50000	O-RING, 23X2.8	2	2	2	2	-	-	-	-		
	91351-KRF-H71	O-RING, 22X2.8	-	-	-	-	2	2	2	-		
23	96001-06016-00	BOLT, FLANGE, 6X16	2	2	2	2	2	2	2	-		
24	51414-GFM-J11	GUIDE, FR. FORK	-	-	-	-	2	2	2	-		

F-9

FRONT BRAKE CALIPER



KRH3-F0900

Ref. No.	L.O.N.	(Relative ref. Number) Description	F.R.T.
2	711115	SHOE(PAD) SET, BRAKE :FRONT .. (1)	0.1
3	7111D1	PISTON, FRONT BRAKE CALIPER .. .INCLUDES: Bleed brakes .NOTE: Same time for two units	0.5
11	711130	CALIPER, FRONT BRAKEINCLUDES: Bleed brakes	0.4
12	7111G0	BRACKET, FRONT CALIPER	0.2

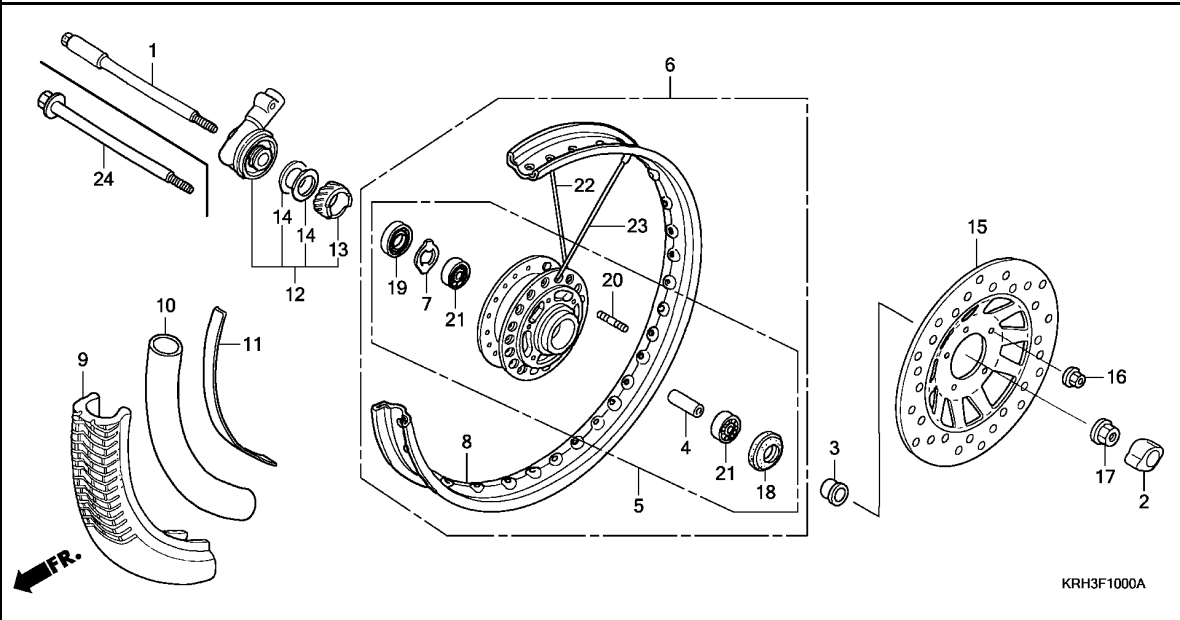
Ref. No.	Part No.	Description	Reqd. QTY							Serial No.	Parts catalogue code
			3	4	5	6	A	EKB	KB		
1	06431-MA3-405	SEAL SET, PISTON	2	2	2	2	2	2	2		
2	06455-KHA-941	PAD SET, FR.	1	1	1	1	-	-	-		
	06455-KHA-942	-	-	-	-	1	1	1		
3	43107-MAJ-G41	PISTON, 27X31	2	2	2	2	2	2	2		
4	43352-568-003	SCREW, BLEEDER(NISSIN)	1	1	1	1	1	1	1		
5	43353-461-771	CAP, BLEEDER	1	1	1	1	1	1	1		
6	45108-KW8-901	SPRING, PAD	1	1	1	1	1	1	1		
7	45112-KS6-701	RETAINER	1	1	1	1	1	1	1		
8	45131-HA5-672	BOLT A, PIN	1	1	1	1	1	1	1		
9	45132-166-016	BOOT, PIN BUSH(NISSIN)	1	1	1	1	1	1	1		
10	45133-MA3-006	BOOT B	1	1	1	1	1	1	1		
11	45150-KPE-901	CALIPER SUB ASSY., L. FR.	1	-	-	-	-	-	-		
	45150-KRH-D21	-	1	1	1	1	1	1		
12	45190-KPE-901	BRACKET SUB ASSY., L. FR.	1	-	-	-	-	-	-		
	45190-KCZ-J71	BRACKET SUB ASSY., L. FR.	-	1	1	1	1	1	1		
13	45203-MG3-016	PLUG, PIN	1	1	1	1	1	1	1		
14	45215-ML7-922	PIN, HANGER	1	1	1	1	1	1	1		
15	90131-KPS-900	BOLT, FLANGE, 8X40	2	2	2	2	-	-	-		
	90131-KRH-900	-	-	-	-	2	2	2		



F-10

FRONT WHEEL

G16



Ref. No.	L.O.N.	(Relative ref. Number) Description	F.R.T.
1		(24)	
1	710151	AXLE, FRONT WHEEL	0.3
5	710103	HUB, FRONT WHEEL	2.3
6	710104	FRONT WHEEL	1.0
8	710109	RIM, WHEEL :FRONT	2.2
9	710139	FRONT TIRE(ONE)	0.9
10	710140	TUBE, FRONT TIRE(ONE)	0.9
12	710145	GEARBOX ASSY., SPEEDOMETER ...	0.3
15	711120	DISC, FRONT BRAKE	0.4
21	710115	BEARING, FRONT WHEEL(ONE)	0.5
	710115G	.Replace 1 bearing add	0.1

3

Ref. No.	Part No.	Description	Reqd. QTY						Serial No.	Parts catalogue code
			3	4	5	6	A	EKB		
1	44301-KRE-900	AXLE, FR. WHEEL	1	1	1	1	-	-	-	
2	44302-383-610	CAP, AXLE NUT	1	1	1	1	-	-	-	
	44302-KTT-950	-	-	-	-	1	1	1	
3	44312-KRE-920	COLLAR, FR. WHEEL	1	1	1	1	-	-	-	
	44312-KRH-900	-	-	-	-	1	1	1	
4	44620-KRE-920	COLLAR, FR. AXLE DISTANCE ...	1	1	1	1	-	-	-	
	44620-KRH-900	-	-	-	-	1	1	1	
5	44635-KRE-920	HUB SUB ASSY., FR.	1	1	1	1	-	-	-	
	44635-KRH-900	-	-	-	-	1	1	1	
6	44650-KRE-920	WHEEL SUB ASSY., FR.	1	1	1	1	-	-	-	
	44650-KRH-900	-	-	-	-	1	1	1	
7	44680-410-000	RETAINER, GEAR BOX	1	1	1	1	-	-	-	
	44680-KRH-900	-	-	-	-	1	1	1	
8	44701-KRE-920	RIM, FR. WHEEL	1	1	1	1	-	-	-	
	44701-KRH-900	-	-	-	-	1	1	1	
9	44711-KFT-623	TIRE, FR.(90/90-19 M/C 52P) -	1	1	1	1	-	-	-	
	44711-KRH-901	TIRE, FR.(CHENG SHIN) (90/90-19 M/C 52P)	-	-	-	-	1	1	1	
10	44712-KFT-621	TUBE, TIRE	1	1	1	1	-	-	-	
	44712-KRH-901	TUBE, TIRE(CHENG SHIN)	-	-	-	-	1	1	1	
11	44713-KFT-621	FLAP, TIRE	1	1	1	1	-	-	-	
	44713-KRH-901	FLAP, TIRE(CHENG SHIN)	-	-	-	-	1	1	1	
12	44800-KRE-921	BOX ASSY., SPEEDOMETER GEAR -	1	1	1	1	-	-	-	
	44800-KRH-901	-	-	-	-	1	1	1	
13	44806-KRE-921	GEAR, SPEEDOMETER	1	1	1	1	-	-	-	
	44806-KRH-901	-	-	-	-	1	1	1	
14	44808-399-701	WASHER, SPEEDOMETER GEAR	2	2	2	2	-	-	-	

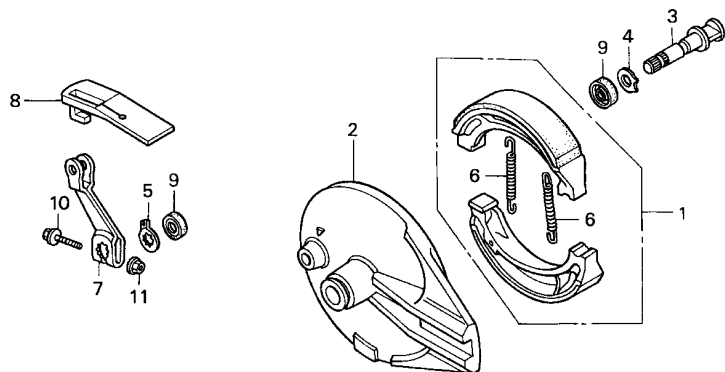
F-10

FRONT WHEEL



Ref. No.	Part No.	Description	Reqd. QTY							Serial No.	Parts catalogue code
			3	4	5	XR125L 6	A	EKB	KB		
14)	44808-KRH-901	WASHER, GEAR	-	-	-	-	2	2	2		
15	45351-KRE-920	DISK, L. FR. BRAKE	1	1	1	1	-	-	-		
	45351-KRH-900	-	-	-	-	1	1	1		
16	90301-473-003	NUT, U, 6MM	5	5	5	5	-	-	-		
	90302-KYA-601	NUT, FLANGE, 6MM(PT)	-	-	-	-	5	5	5		
17	90306-KF0-003	NUT, FLANGE, 12MM	1	1	1	1	-	-	-		
	90306-KYA-601	NUT, FLANGE, 12MM(PT)	-	-	-	-	1	1	1		
18	90755-229-003	OIL SEAL, 21X37X7 (ARAI)	1	1	1	1	1	1	1		
	90755-229-005	OIL SEAL, 21X37X7 (NOK)	-	-	-	-	1	1	1		
	90755-KRH-900	OIL SEAL, 21X37X7	-	-	-	-	1	1	1		
19	91258-410-013	DUST SEAL, 40X50X5 (ARAI)	1	1	1	1	1	1	1		
	91258-410-006	DUST SEAL, 40X50X5 (NOK)	1	1	1	-	1	1	1		
	91258-MCG-901	DUST SEAL, 40X50X5 (SABO)	-	-	-	1	1	1	1		
	91258-MCG-902	DUST SEAL, 40X50X5 (NOK)	-	-	-	1	1	1	1		
20	92911-06016-0E	BOLT, STUD, 2, 6X16	5	5	5	5	-	-	-		
	90128-KGA-B90	-	-	-	-	5	5	5		
21	96140-63010-10	BEARING, RADIAL BALL, 6301U	2	2	2	2	2	2	2		
	91051-KRE-851	BEARING, RADIAL BALL(6301U) (NACHI)	-	-	-	2	-	-	-		
	91051-KRE-852	BEARING, RADIAL BALL(6301U) (NSK)	-	-	-	2	-	-	-		
22	97222-41253-R0	SPOKE SET A, 10X206.5	18	18	18	18	-	-	-		
	06441-KRH-900	SPOKE SET A,(10X206.5)	-	-	-	-	18	18	18		
23	97438-41252-R0	SPOKE SET A, 10X206	18	18	18	18	-	-	-		
	06440-KRH-900	SPOKE SET A,(10X206)	-	-	-	-	18	18	18		
24	44301-KRH-900	AXLE, FR. WHEEL	-	-	-	-	1	1	1		





KRH3-F1100

Ref. No.	L.O.N.	(Relative ref. Number) Description	F.R.T.
1	711140	SHOE(PAD) SET, BRAKE :REAR ... (3)	0.4
2	7111A9	PANEL, REAR BRAKE	0.5
7	7111C4	ARM, BRAKE :REAR	0.2

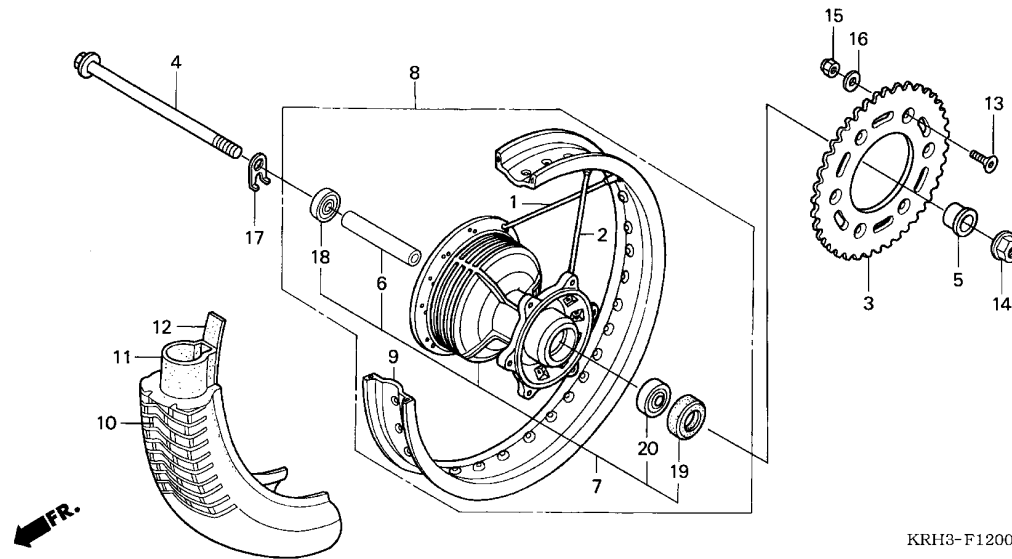
3

Ref. No.	Part No.	Description	Reqd. QTY								Serial No.	Parts catalogue code
			3	4	5	6	A	EKB	KB			
1	06430-GBJ-J10	SHOE SET, BRAKE(ASK)	1	1	1	1	1	1	1	1		
	06430-GCE-900	SHOE SET, BRAKE(NK)	1	1	1	1	1	1	1	1		
2	43100-KPS-900ZA	PANEL COMP., RR. BRAKE *NH109MS*										
	43100-KRH-900ZA	SHOT SILVER METALLIC SPECIAL *NH364M*SHEEN SILVER METALLIC	1	1	1	1	-	-	-	-		
3	43141-KFC-790	CAM, RR. BRAKE	1	1	1	1	-	-	-	-		
	43141-KRH-900	-	-	-	-	1	1	1	1		
4	43142-KPS-900	SEAT, RR. BRAKE CAM	1	1	1	1	-	-	-	-		
	43142-KRH-900	-	-	-	-	1	1	1	1		
5	43145-KB7-000	INDICATOR, RR. BRAKE	1	1	1	1	-	-	-	-		
	43145-KRH-900	-	-	-	-	1	1	1	1		
6	43151-110-000	SPRING, BRAKE SHOE(NK)	2	2	2	2	2	2	2	2		
7	43410-KPS-900	ARM, RR. BRAKE	1	1	1	1	-	-	-	-		
	43410-KRH-900	-	-	-	-	1	1	1	1		
8	43411-KHA-940	COVER, RR. BRAKE ARM	1	1	1	1	1	1	1	1		
9	45134-KB7-005	DUST SEAL, BRAKE CAM(NOK) ...	2	2	2	2	2	2	2	2		
10	90117-KPS-900	BOLT, FLANGE, 6X35	1	1	1	1	-	-	-	-		
	95701-08035-00	BOLT, FLANGE, 8X35	-	-	-	-	1	1	1	1		
11	90301-473-003	NUT, U, 6MM	1	1	1	1	-	-	-	-		
	90302-KYA-601	NUT, FLANGE, 6MM(PT)	-	-	-	-	1	1	1	1		

F-12

REAR WHEEL

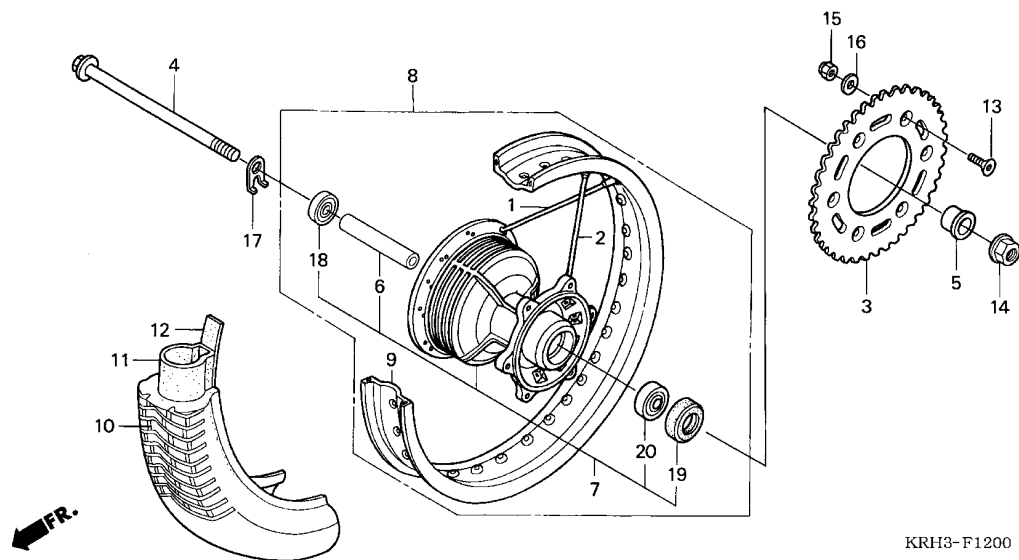
H 3



Ref. No.	L.O.N.	(Relative ref. Number) Description	F.R.T.
3	7101A0	SPROCKET, FINAL DRIVEN	0.4
4	710160	AXLE, REAR WHEEL	0.3
7	710121	HUB, REAR WHEEL	2.3
8	710118	REAR WHEEL	1.0
9	710127	RIM, WHEEL :REAR	2.2
10		(12)	
	710142	REAR TIRE(ONE)	0.9
11		(12)	
	7101A7	TUBE, REAR TIRE(ONE)	0.9
18		(20)	
	710133	BEARING, REAR WHEEL(ONE)	0.5
	710133G	.Replace 1 bearing add	0.1

Ref. No.	Part No.	Description	Reqd. QTY								Serial No.	Parts catalogue code
			3	4	5	6	A	EKB	KB			
1	06420-KRE-900	SPOKE SET A, RR.	18	18	18	18	-	-	-			
	06420-KRH-900	(R. SIDE)	-	-	-	-	18	18	18			
2	06421-KRE-900	SPOKE SET B, RR.	18	18	18	18	-	-	-			
	06421-KRH-900	(L. SIDE)	-	-	-	-	18	18	18			
3	41201-KSM-900	SPROCKET, FINAL DRIVEN(54T) ..	1	1	1	1	-	-	-			
	41201-KRH-900	-	-	-	-	1	1	1			
4	42301-KRE-900	AXLE, RR. WHEEL	1	1	1	1	-	-	-			
	42301-KRH-900	-	-	-	-	1	1	1			
5	42312-KPS-900	COLLAR, RR. WHEEL	1	1	1	1	-	-	-			
	42312-KRH-900	-	-	-	-	1	1	1			
6	42620-KPS-900	COLLAR, RR. AXLE DISTANCE ...	1	1	1	1	-	-	-			
	42620-KRH-900	-	-	-	-	1	1	1			
7	42635-KRE-900	HUB SUB ASSY., RR.	1	1	1	1	-	-	-			
	42635-KRH-900	-	-	-	-	1	1	1			
8	42650-KRE-900	WHEEL SUB ASSY., RR.	1	1	1	1	-	-	-			
	42650-KRH-900	-	-	-	-	1	1	1			
9	42701-KRE-900	RIM, RR. WHEEL	1	1	1	1	-	-	-			
	42701-KRH-900	-	-	-	-	1	1	1			
10	42711-KFT-621	TIRE, RR.(PIRELLI)										
		(110/90-17 M/C 60P)	1	1	1	1	-	-	-			
	42711-KRH-901	TIRE, RR.(CHENG SHIN)										
		(110/90-17 M/C 60P)	-	-	-	-	1	1	1			

3



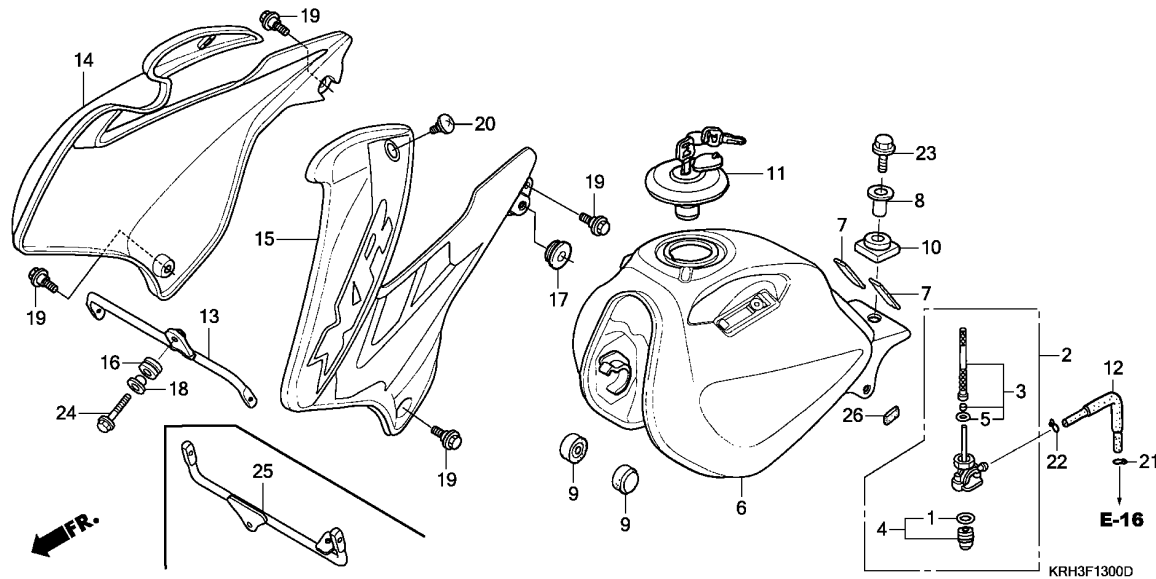
KRH3-F1200

Ref. No.	Part No.	Description	Reqd. QTY							Serial No.	Parts catalogue code
			3	4	5	6	A	EKB	KB		
11	42712-MAN-622	TUBE, TIRE(PIRELLI) (110/90-17 M/C)	1	1	1	1	-	-	-		
	42712-KRH-901	TUBE, TIRE(CHENG SHIN)	-	-	-	-	1	1	1		
12	42713-KB7-901	FLAP, TIRE(PIRELLI)(17X2.15)	1	1	1	1	-	-	-		
	42713-KRH-901	FLAP, TIRE(CHENG SHIN)	-	-	-	-	1	1	1		
13	90125-KA4-000	SCREW, FLAT, 8X31	6	6	6	6	6	6	6		
14	90305-ME5-003	NUT, FLANGE, 16MM	1	1	1	1	-	-	-		
	90307-KRH-901		-	-	-	-	1	1	1		
15	90309-ML3-791	NUT, U, 8MM(FUSE RASHI)	6	6	6	6	-	-	-		
	90309-KRH-901	NUT, U, 8MM	-	-	-	-	6	6	6		
16	90465-MC4-000	WASHER, 8MM	6	6	6	6	-	-	-		
	90511-KRH-900		-	-	-	-	6	6	6		
17	90559-KY7-000	WASHER, RR. AXLE	1	1	1	1	-	-	-		
	90559-KRH-900		-	-	-	-	1	1	1		
18	91053-MAY-003	BEARING, RADIAL BALL, 6203UU	1	1	1	1	1	1	1		
19	91253-033-003	OIL SEAL, 25X47X6.5	1	1	1	1	1	1	1		
20	96140-63030-10	BEARING, RADIAL BALL, 6303U	1	1	1	1	1	1	1		
	91051-KPS-731	BEARING, BALL RADIAL, 6303U (NACHI)	-	-	-	1	-	-	-		
	91051-KPS-732	BEARING, BALL RADIAL, 6303U (NSK)	-	-	-	1	-	-	-		

F-13

FUEL TANK

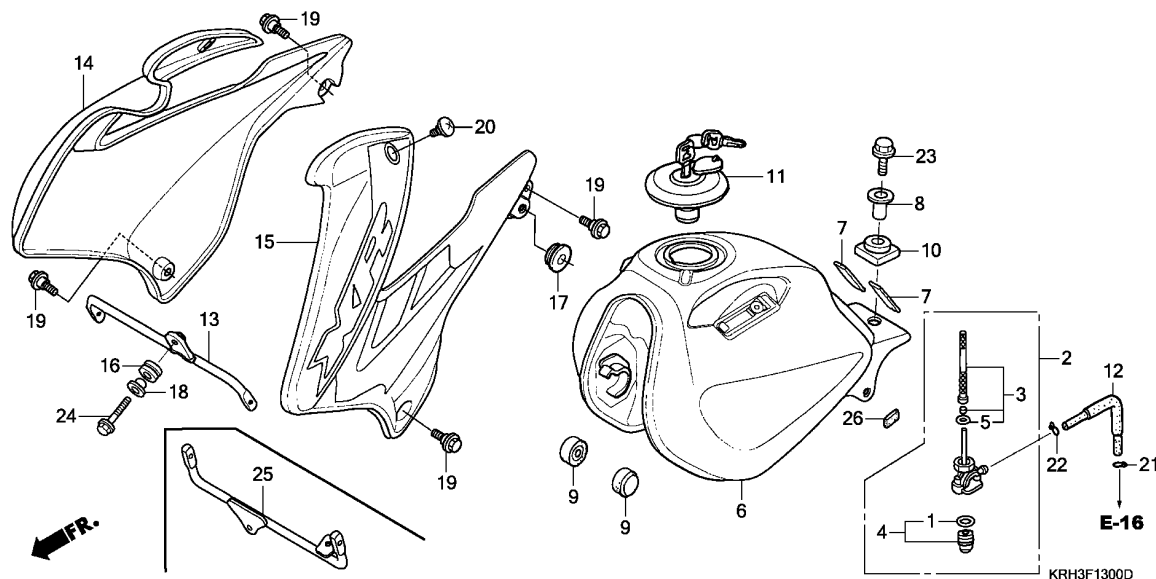
H 5



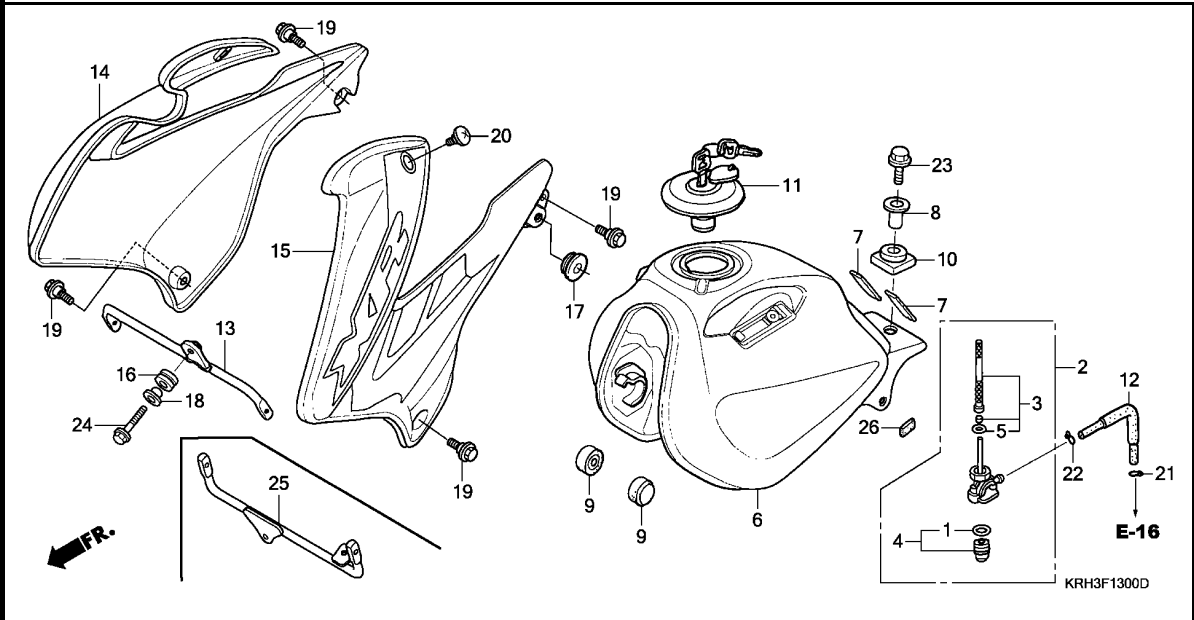
Ref. No.	L.O.N.	(Relative ref. Number) Description	F.R.T.
2	310110	COCK ASSY., FUEL	0.3
3	310115	SCREEN, FUEL STRAINER	0.3
4	3101A6	CUP, FUEL STRAINER	0.1
6	310100	TANK, FUEL	0.4
14	1151A0	SHROUD, RADIATOR :RIGHT	0.1
15	115126	SHROUD, RADIATOR :LEFT	0.1
	1151A5	SHROUD, RADIATOR :BOTH	0.1

Ref. No.	Part No.	Description	Reqd. QTY							Serial No.	Parts catalogue code
			3	4	5	6	A	EKB	KB		
1	16173-001-004	PACKING, FUEL STRAINER CUP ..	1	1	1	1	-	-	-		
2	16950-KCM-621	COCK ASSY., FUEL	1	1	1	1	-	-	-		
	16950-KRH-901	-	-	-	-	1	1	1		
3	16952-KFB-003	SCREEN SET, FUEL STRAINER ...	1	1	1	1	-	-	-		
4	16953-GG2-731	CUP SET, FUEL STRAINER	1	1	1	1	-	-	-		
5	16958-MA1-731	O-RING	1	1	1	1	-	-	-		
6	17510-KRH-D00ZA	TANK COMP., FUEL									
	NH1BLACK	1	1	1	1	-	-	-		
	17510-KRH-900ZA	*NH1*	-	-	-	-	1	1	1		
7	17517-KPF-900	RUBBER A, FUEL TANK	2	2	2	2	2	2	2		
8	17526-MK5-000	COLLAR, FUEL TANK MOUNTING ..	1	1	1	1	-	-	-		
	17526-KRH-900	-	-	-	-	1	1	1		
9	17611-KE5-000	CUSHION, FUEL TANK FR.	2	2	2	2	-	-	-		
	17611-KRH-900	-	-	-	-	2	2	2		
10	17613-KFB-010	CUSHION, FUEL TANK RR.	1	1	1	1	-	-	-		
	17613-KRH-900	-	-	-	-	1	1	1		
11	17620-KPC-641	CAP COMP., FUEL FILLER	1	1	1	1	-	-	-		
	17620-KRH-901	-	-	-	-	1	1	1		
12	17681-KFC-900	TUBE, FUEL	1	1	1	1	-	-	-		
	17681-KRH-900	-	-	-	-	1	1	1		
13	19040-KRE-900	JOINT, SHROUD	1	-	-	-	-	-	-		
14	19100-KRH-D00ZA	SHROUD SET, R.(WL)									
	TYPE1	1	1	1	1	-	-	-		
	19100-KRH-D00ZB	*TYPE2*	1	1	-	-	-	-	-		
	19100-KRH-D30ZA	*TYPE1*	-	-	1	1	-	-	-		
	19100-KRH-D40ZA	*TYPE1*	-	-	-	1	-	-	-		
	19100-KRH-900ZA	*NH1*	-	-	-	-	1	1	1		

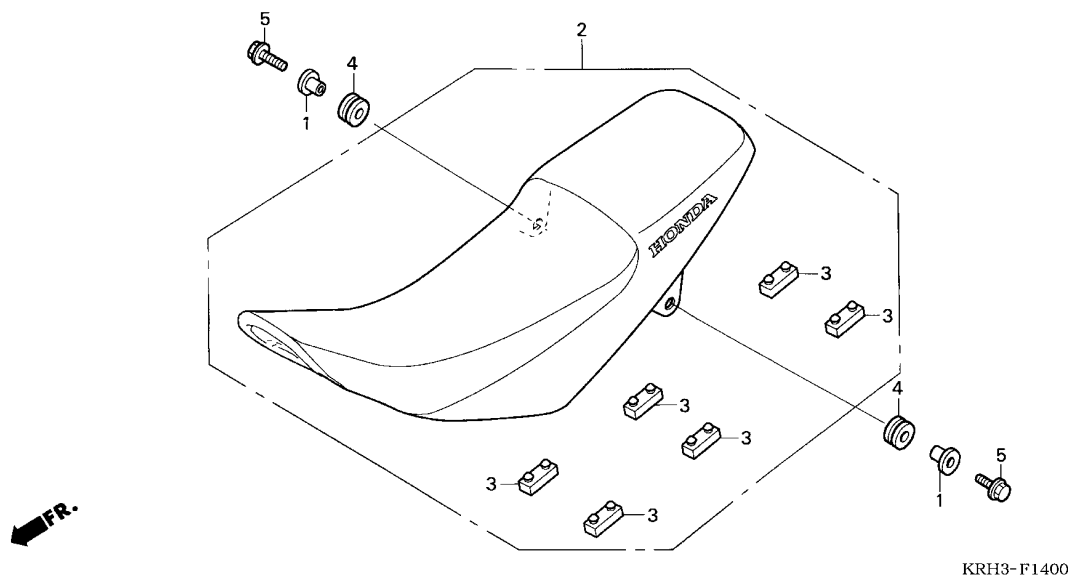
3



Ref. No.	Part No.	Description	Reqd. QTY							Serial No.	Parts catalogue code
			3	4	5	6	A	EKB	KB		
14)	19100-KRH-900ZB	SHROUD SET, R.(WL) *NH196*.....ROSS WHITE	-	-	-	-	1	1	1		
	19100-KRH-900ZC	*R134*.....FIGHTING RED	-	-	-	-	1	1	1		
15	19200-KRH-D00ZA	SHROUD SET, L.(WL) *TYPE1*.....	1	1	1	1	-	-	-		
	19200-KRH-D00ZB	*TYPE2*.....	1	1	-	-	-	-	-		
	19200-KRH-D30ZA	*TYPE1*.....	-	-	1	1	-	-	-		
	19200-KRH-D40ZA	*TYPE1*.....	-	-	-	1	-	-	-		
	19200-KRH-900ZA	*NH1*.....BLACK	-	-	-	-	1	1	1		
	19200-KRH-900ZB	*NH196*.....ROSS WHITE	-	-	-	-	1	1	1		
	19200-KRH-900ZC	*R134*.....FIGHTING RED	-	-	-	-	1	1	1		
16	37101-GT5-000	RUBBER, SPEEDOMETER	1	1	1	1	-	-	-		
	37101-KRH-900	-	-	-	-	1	1	1		
17	83551-MA6-000	GROMMET, SIDE COVER	2	2	2	2	-	-	-		
	83551-KRH-D20	-	-	-	-	2	2	2		
18	90001-961-670	COLLAR, SIDE MOUNTING	1	1	1	1	-	-	-		
	90509-KRH-900	-	-	-	-	1	1	1		
19	90111-162-000	BOLT, FLANGE, 6MM	4	4	4	4	-	-	-		
	90116-KRH-900	-	-	-	-	4	4	4		
20	90380-KRH-D00	SCREW, SPECIAL, 6X8	2	-	-	-	-	-	-		
	90380-KRH-D20	-	2	2	2	-	-	-		
	90381-KRH-900	-	-	-	-	2	2	2		
21	95002-02080	CLIP, TUBE(B8)	1	1	1	1	1	1	1		
22	95002-50000	CLIP, TUBE(C9)	1	1	1	1	-	-	-		
	90651-KRM-R20	CLIP C9, TUBE	-	-	-	-	1	1	1		
23	95701-08032-00	BOLT, FLANGE, 8X32	1	1	1	1	1	1	1		
24	96001-06018-00	BOLT, FLANGE, 6X18	1	1	1	1	1	1	1		



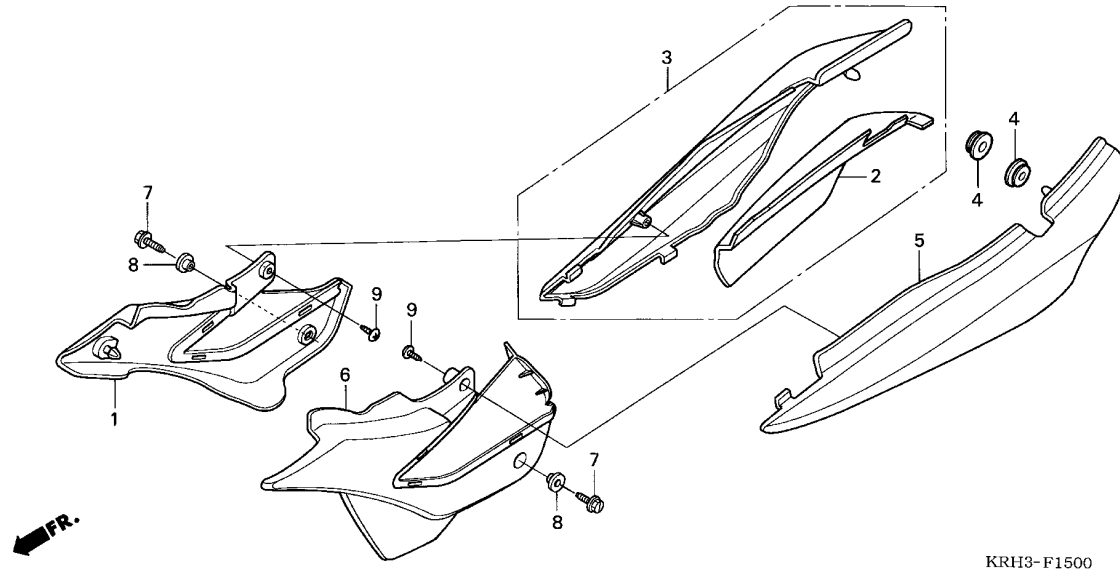
Ref. No.	Part No.	Description	Reqd. QTY								Serial No.	Parts catalogue code
			3	4	5	6	A	EKB	KB			
25	19040-KRH-D20 19040-KRH-900	JOINT, SHROUD	-	1	1	1	-	-	-	-	-	-
26	17518-KRE-900	RUBBER	-	-	-	2	2	2	2	-	-	-



Ref. No.	L.O.N.	(Relative ref. Number) Description	F.R.T.
2	4131E4	SEAT :DOUBLE	0.1

3

Ref. No.	Part No.	Description	Reqd. QTY							Serial No.	Parts catalogue code
			3	4	5	XR125L 6	A	EKB	KB		
1	33706-KAN-960	COLLAR, TAILLIGHT MOUNTING ..	2	2	2	2	-	-	-		
	77103-KRH-900	COLLAR, SEAT SETTING	-	-	-	-	2	2	2		
2	77200-KRE-900ZB	SEAT COMP., DOUBLE									
		R148L.....POWER RED	1	1	1	1	-	-	-		
	77200-KRE-900ZA	*NH1L*.....BLACK	1	1	-	1	-	-	-		
	77200-KRH-900ZA	*NH1L*.....BLACK	-	-	-	-	1	1	1		
3	77205-286-000	RUBBER B, SEAT SETTING	6	6	6	6	6	6	6		
4	80112-MA6-000	CUSHION, TAILLIGHT	2	2	2	2	-	-	-		
	80112-KRH-D20	-	-	-	-	2	2	2		
5	95701-06025-00	BOLT, FLANGE, 6X25	2	2	2	2	2	2	2		



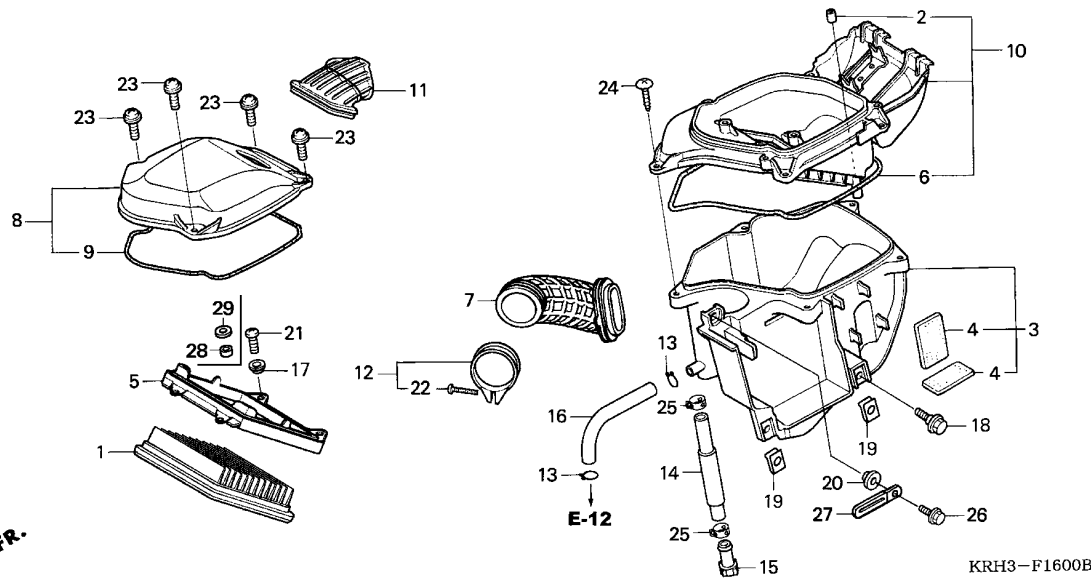
Ref. No.	L.O.N.	(Relative ref. Number) Description	F.R.T.
1		(3)	
4111H9		COVER, SIDE :RIGHT	0.1
6		(5)	
4111H8		COVER, SIDE :LEFT	0.1
4111J0		COVER, SIDE :BOTH	0.1

Ref. No.	Part No.	Description	Reqd. QTY							Serial No.	Parts catalogue code
			3	4	5	6	A	EKB	KB		
1	83501-KRE-900ZA	COVER, R. FR. SIDE									
		NH1.....BLACK	1	1	1	1	-	-	-		
	83501-KRH-900ZA	*NH1*.....BLACK	-	-	-	-	1	1	1		
2	83503-KRE-900	GUARD, SIDE COWL HEAT	1	1	1	1	1	1	1		
3	83510-KRE-900ZA	COVER SET, R. SIDE									
		NH196.....ROSS WHITE	1	1	1	1	-	-	-		
	83510-KRE-900ZD	*NH1*.....BLACK	1	1	1	1	-	-	-		
	83510-KRH-900ZA	*NH1*.....BLACK	-	-	-	-	1	1	1		
	83510-KRH-900ZB	*NH196*.....ROSS WHITE	-	-	-	-	1	1	1		
	83510-KRH-900ZC	*R134*.....FIGHTING RED	-	-	-	-	1	1	1		
4	83551-376-000	GROMMET, SIDE COVER	2	2	2	2	2	2	2		
5	83600-KRE-900ZA	COVER, L. SIDE									
		NH196.....ROSS WHITE	1	1	1	1	-	-	-		
	83600-KRE-900ZD	*NH1*.....BLACK	1	1	1	1	-	-	-		
	83600-KRH-900ZA	*NH1*.....BLACK	-	-	-	-	1	1	1		
	83600-KRH-900ZB	*NH196*.....ROSS WHITE	-	-	-	-	1	1	1		
	83600-KRH-900ZC	*R134*.....FIGHTING RED	-	-	-	-	1	1	1		
6	83601-KRE-900ZA	COVER, L. FR. SIDE									
		NH1.....BLACK	1	1	1	1	-	-	-		
	83601-KRH-900ZA	*NH1*.....BLACK	-	-	-	-	1	1	1		
7	90011-729-000	BOLT, SPECIAL, 6X14	2	2	2	2	-	-	-		
	90112-KRH-900	-	-	-	-	2	2	2		
8	90522-028-000	WASHER, CHAIN CASE SETTING ..	2	2	2	2	-	-	-		
	90522-KRH-900	WASHER, CHAIN CASE	-	-	-	-	2	2	2		
9	93913-24120	SCREW, TAPPING, 4X10	2	2	2	2	2	2	2		

F-16

AIR CLEANER

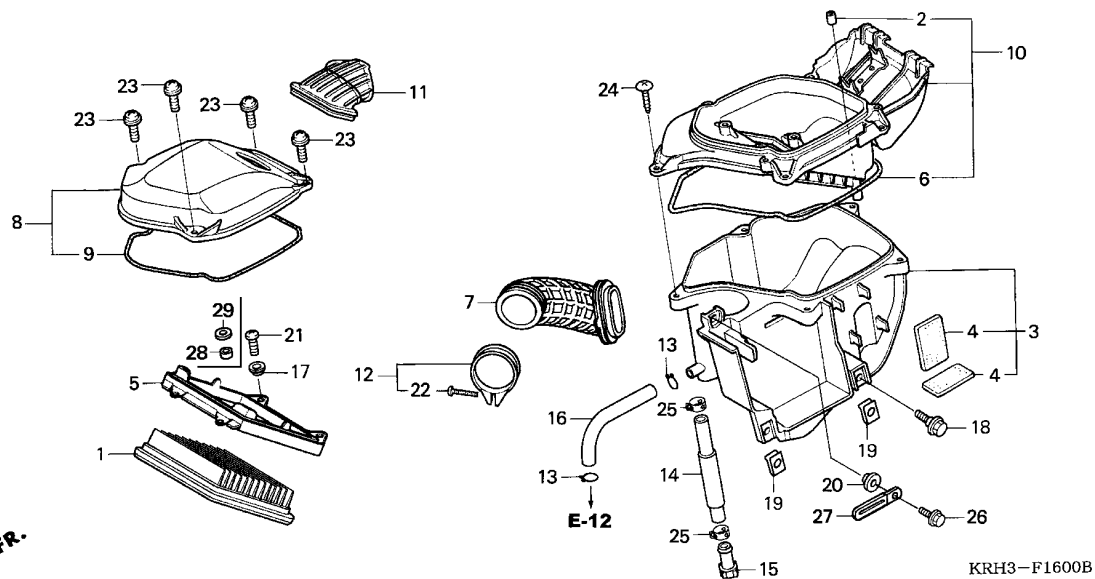
H10



Ref. No.	L.O.N.	(Relative ref. Number) Description	F.R.T.
1	312105	ELEMENT, AIR CLEANER	0.2
3	3121A5	CASE, AIR CLEANER	0.8
7	3121B6	TUBE, AIR CLEANER CONNECTING ..	0.4
8	312102	COVER, AIR CLEANER CASE	0.2
10	3121D0	CASE, AIR CLEANER :MIDDLE	0.5

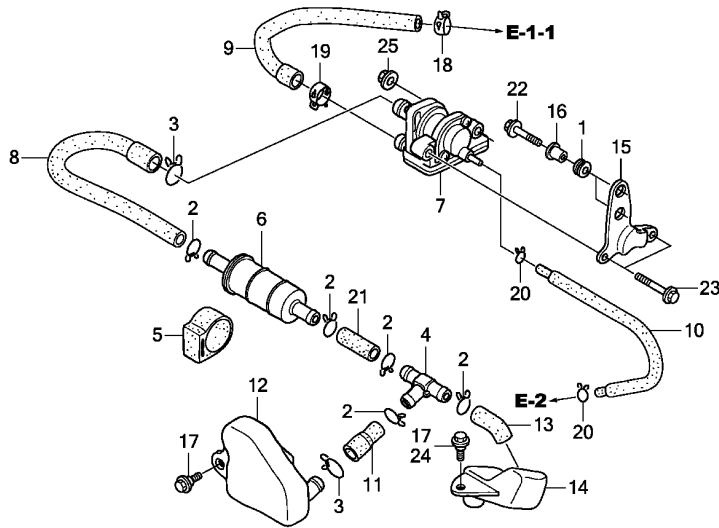
3

Ref. No.	Part No.	Description	Reqd. QTY							Serial No.	Parts catalogue code
			3	4	5	6	A	EKB	KB		
1	17211-KRE-900	ELEMENT, AIR CLEANER	1	1	1	1	-	-	-	-	-
	17211-KRH-900	-	-	-	-	1	1	1	1	1
2	17212-MCG-000	FILTER	1	1	1	1	-	-	-	-	-
3	17215-KRE-900	CASE SUB ASSY., AIR CLEANER ..	1	1	1	1	-	-	-	-	-
	17215-KRH-900	-	-	-	-	1	1	1	1	1
4	17217-KRE-900	SPACER B	2	2	2	2	-	-	-	-	-
	17217-KRH-900	SPACER B, BATTERY	-	-	-	-	2	2	2	2	2
5	17218-KRE-900	FRAME, AIR CLEANER ELEMENT ..	1	1	1	1	-	-	-	-	-
	17218-KRH-900	-	-	-	-	1	1	1	1	1
6	17219-KRE-900	SEAL, AIR CLEANER	1	1	1	1	1	1	1	1	1
7	17222-KSM-900	TUBE, AIR CLEANER CONNECTING	1	1	1	1	1	1	1	1	1
8	17225-KRE-900	COVER SUB ASSY., AIR CLEANER ..	1	1	1	1	-	-	-	-	-
	17225-KRH-900	-	-	-	-	1	1	1	1	1
9	17229-KRE-900	SEAL, AIR CLEANER(DIRTY)	1	1	1	1	1	1	1	1	1
10	17235-KRH-D00	SEPARATOR SUB ASSY., AIR	1	1	1	1	-	-	-	-	-
	17235-KRH-900	CLEANER	-	-	-	-	1	1	1	1	1
11	17240-KSM-900	DUCT, IN.	1	1	1	1	-	-	-	-	-
	17240-KRH-900	DUCT, INLET	-	-	-	-	1	1	1	1	1
12	17254-KGA-900	BAND, AIR CLEANER CONNECTING ..	1	1	1	1	-	-	-	-	-
	17254-KRH-900	TUBE(44)	-	-	-	-	1	1	1	1	1
13	17316-611-000	CLIP, BREATHER TUBE	2	2	2	2	-	-	-	-	-
	17316-KRH-900	-	-	-	-	2	2	2	2	2
14	17363-KCZ-950	TUBE, BREATHER DRAIN	1	1	1	1	1	1	1	1	1
15	17370-419-700	PLUG, BREATHER TUBE	1	1	1	1	1	1	1	1	1



KRH3-F1600B

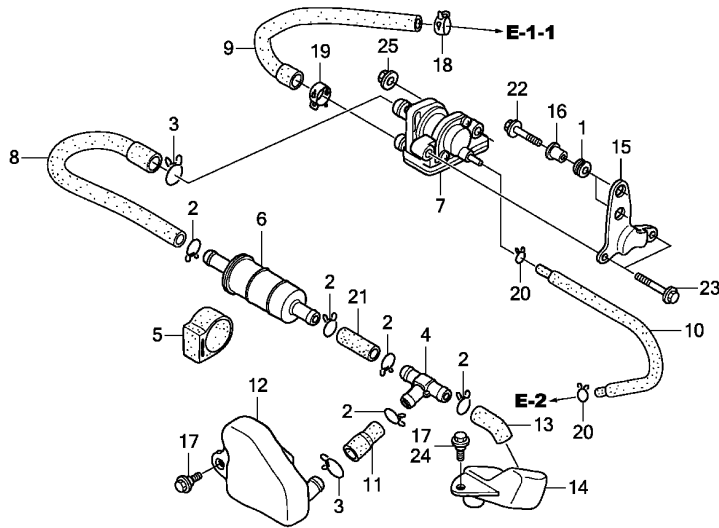
Ref. No.	Part No.	Description	Reqd. QTY							Serial No.	Parts catalogue code
			3	4	5	6	A	EKB	KB		
16	17373-KRE-900	TUBE, BREATHER	1	1	1	1	1	1	1		
17	61304-397-830	COLLAR, HEADLIGHT SETTING ...	4	4	-	-	-	-	-		
18	90111-147-000	BOLT, FLANGE, 6MM	1	1	1	1	-	-	-		
	90115-KRH-900	-	-	-	-	1	1	1		
19	90311-KPE-900	NUT, CLIP, 6MM	2	2	2	2	-	-	-		
	90311-KRH-900	-	-	-	-	2	2	2		
20	90522-028-000	WASHER, CHAIN CASE SETTING ..	1	1	1	1	-	-	-		
	90522-KRH-900	WASHER, CHAIN CASE	-	-	-	-	1	1	1		
21	93500-05010-0A	SCREW, PAN, 5X10	4	4	4	4	4	4	4		
22	93500-05028-0G	SCREW, PAN, 5X28	1	1	1	1	1	1	1		
23	93891-05014-18	SCREW-WASHER, 5X14	4	4	4	4	4	4	4		
24	93903-25380	SCREW, TAPPING, 5X16	5	5	5	5	5	5	5		
25	95002-41050-00	CLAMP, TUBE(D10.5)	2	2	2	2	2	2	2		
26	95701-06012-00	BOLT, FLANGE, 6X12	1	1	1	1	1	1	1		
27	91413-679-000	CLIP, 2X70	1	1	1	1	-	-	-		
	91413-KRH-900	-	-	-	-	1	1	1		
28	33609-GK4-620	COLLAR, FR. WINKER	-	-	4	4	-	-	-		
	33609-KRH-900	-	-	-	-	4	4	4		
29	94101-05000	WASHER, PLAIN, 5MM	-	-	4	4	4	4	4		



KRH3F1601A

Ref. No.	L.O.N.	(Relative ref. Number) Description	F.R.T.
7	314130	VALVE, SECONDARY AIR CONTROL	0.3

Ref. No.	Part No.	Description	Reqd. QTY							Serial No.	Parts catalogue code
			3	4	5	6	A	EKB	KB		
1	11344-MB0-000	GROMMET A, RR. COVER(8X16X6.6)	-	2	2	2	-	-	-		
	11344-KRH-900	GROMMET A, RR. COVER	-	-	-	-	2	2	2		
2	15771-KV6-000	CLIP, OIL DRAIN TUBE	-	5	5	5	5	5	5		
3	15772-GW3-980	CLIP, BREATHER TUBE	-	2	2	2	2	2	2		
4	16180-MM5-601	T-JOINT	-	1	1	1	-	-	-		
	16180-KRH-901	-	-	-	-	1	1	1		
5	16905-MG7-000	CUSHION, FUEL STRAINER	-	1	1	1	-	-	-		
	16905-KRH-900	-	-	-	-	1	1	1		
6	17260-KFL-D00	FILTER COMP., AIR	-	1	1	1	-	-	-		
	17260-KRH-900	-	-	-	-	1	1	1		
7	18600-KRH-D21	VALVE ASSY., AIR SUCTION	-	1	1	1	1	1	1		
8	18601-KRH-D20	TUBE, SUCTION	-	1	1	1	1	1	1		
9	18602-KRH-D20	TUBE, REED VALVE	-	1	1	1	1	1	1		
10	18604-KRH-D20	TUBE, AIR SUCTION VALVE CONTROL	-	1	1	1	1	1	1		
11	18605-KRH-D20	TUBE, EXCHANGE	-	1	1	1	1	1	1		
12	18610-KRH-D20	SUB TANK, RESONATOR	-	1	1	1	1	1	1		
13	18656-KRH-D20	TUBE A, INNLET	-	1	1	1	-	-	-		
	18656-KRH-900	-	-	-	-	1	1	1		
14	18657-KRH-D20	CASE, WATER INLET	-	1	1	1	1	1	1		
15	50533-KRH-D20	BRACKET, AIR SUCTION VALVE ..	-	1	1	1	-	-	-		
	50543-KRH-900	-	-	-	-	1	1	1		
16	83119-GT4-000	COLLAR, METER	-	2	2	2	-	-	-		
	83119-KRH-900	COLLAR, LOCK SETTING	-	-	-	-	2	2	2		
17	90101-KAS-900	BOLT, FLANGE, 6MM	-	2	2	2	-	-	-		
	90101-KRH-900	-	-	-	-	1	1	1		



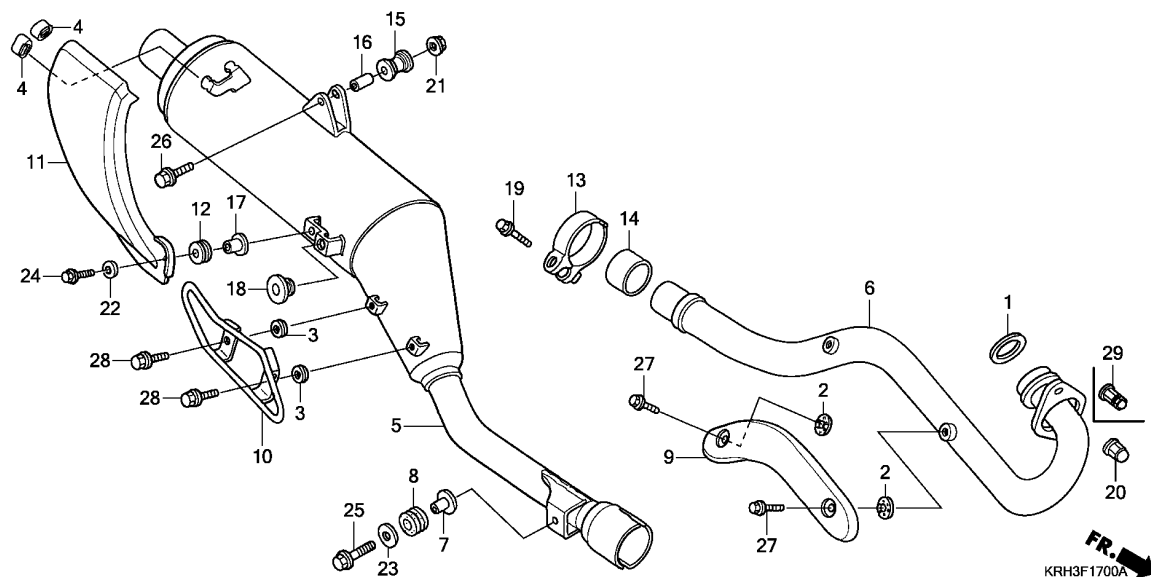
KRH3F1601A

Ref. No.	Part No.	Description	Reqd. QTY							Serial No.	Parts catalogue code
			3	4	5	6	A	EKB	KB		
18	90678-MR1-690	CLIP, HOSE	-	1	1	1	-	-	-		
	90678-KRH-900	-	-	-	1	1	1			
19	91405-KT0-680	CLAMP D17, TUBE	-	1	1	1	-	-	-		
	91405-KRH-900	CLAMP, TUBE (D17)	-	-	-	-	1	1	1		
20	95002-02070	CLIP, TUBE (B7)	-	2	2	2	2	2	2		
21	95005-80035-20	TUBE, 8X35 (95005-80001-20M) ..	-	1	1	1	1	1	1		
22	95701-06016-00	BOLT, FLANGE, 6X16	-	2	2	2	2	2	2		
23	95701-06020-00	BOLT, FLANGE, 6X20	-	2	2	2	2	2	2		
24	90110-KRH-900	BOLT, FLANGE, 6MM	-	-	-	-	1	1	1		
25	94050-06000	NUT, FLANGE, 6MM	-	-	-	-	2	2	2		

F-17

EXHAUST MUFFLER

H14



Ref. No.	L.O.N.	(Relative ref. Number) Description	F.R.T.
1	3131B4	GASKET, EXHAUST PIPE	0.2
5	313120	MUFFLER	0.3
6	313110	PIPE, EXHAUST	0.2
9	3131A6	PROTECTOR, EXHAUST PIPE	0.1
10	3131H1	GUARD, MUFFLER	0.1
11	313121	PROTECTOR, MUFFLER	0.1

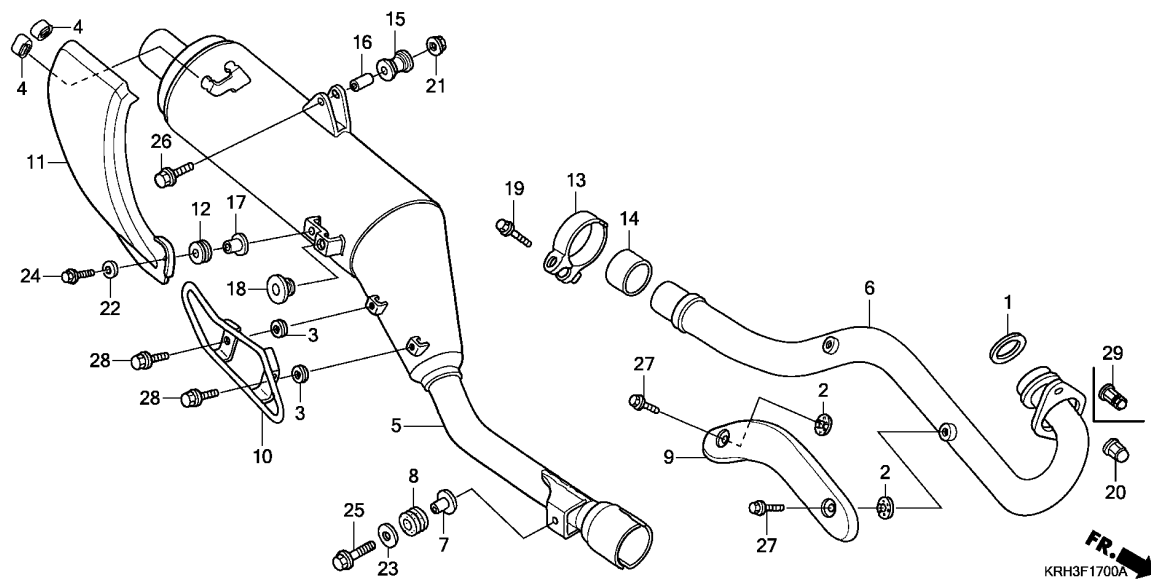
3

Ref. No.	Part No.	Description	Reqd. QTY						Serial No.	Parts catalogue code
			3	4	5	6	A	EKB		
1	18291-MN5-650	GASKET, EX. PIPE	1	1	1	1	-	-	-	-
	18291-KRH-900	-	-	-	1	1	1	1	1
2	18292-KBR-000	PACKING, PROTECTOR	2	2	2	2	2	2	2	2
3	18292-KPE-900	PACKING, PROTECTOR	2	2	2	2	2	2	2	2
4	18293-MN0-000	RUBBER, PROTECTOR	2	2	2	2	2	2	2	2
5	18305-KSM-900	MUFFLER SUB ASSY.	1	-	-	-	-	-	-	-
	18305-KRH-D21	-	1	1	1	-	-	-	-
	18305-KRH-900	-	-	-	-	1	1	1	1
6	18320-KPT-900	PIPE COMP., EX.	1	-	-	-	-	-	-	-
	18320-KRH-D21	-	1	1	1	-	-	-	-
	18320-KRH-900	-	-	-	-	1	1	1	1
7	18327-KAE-000	COLLAR, CHAMBER RR.(8.5X15) ..	1	1	1	1	-	-	-	-
	18327-KRH-900	-	-	-	-	1	1	1	1
8	18328-KAE-000	RUBBER, CHAMBER RR. MOUNTING	1	1	1	1	-	-	-	-
	18328-KRH-D20	-	-	-	-	1	1	1	1
9	18345-KPS-900ZA	PROTECTOR, EX. PIPE								
	NH106.....HEATPROOF BLACK	1	-	-	-	-	-	-	-
	18345-KPS-901ZA	*NH106*.....HEATPROOF BLACK	-	1	1	1	-	-	-	-
	18345-KRH-900ZA	*NH106*.....HEATPROOF BLACK	-	-	-	-	1	1	1	1
10	18350-KPE-900	GUARD, MUFFLER	1	-	-	-	-	-	-	-
	18350-KPE-901	-	1	1	1	-	-	-	-
	18350-KRH-900	-	-	-	-	1	1	1	1
11	18355-KSM-900	PROTECTOR COMP., MUFFLER	1	-	-	-	-	-	-	-
	18355-KSM-901	-	1	1	1	-	-	-	-
	18355-KRH-900	-	-	-	-	1	1	1	1
12	18357-MCG-000	RUBBER, PROTECTOR MOUNTING ..	1	1	1	1	1	1	1	1
13	18373-MN1-670	BAND, R. EX. PIPE	1	-	-	-	-	-	-	-

F-17

EXHAUST MUFFLER

H15



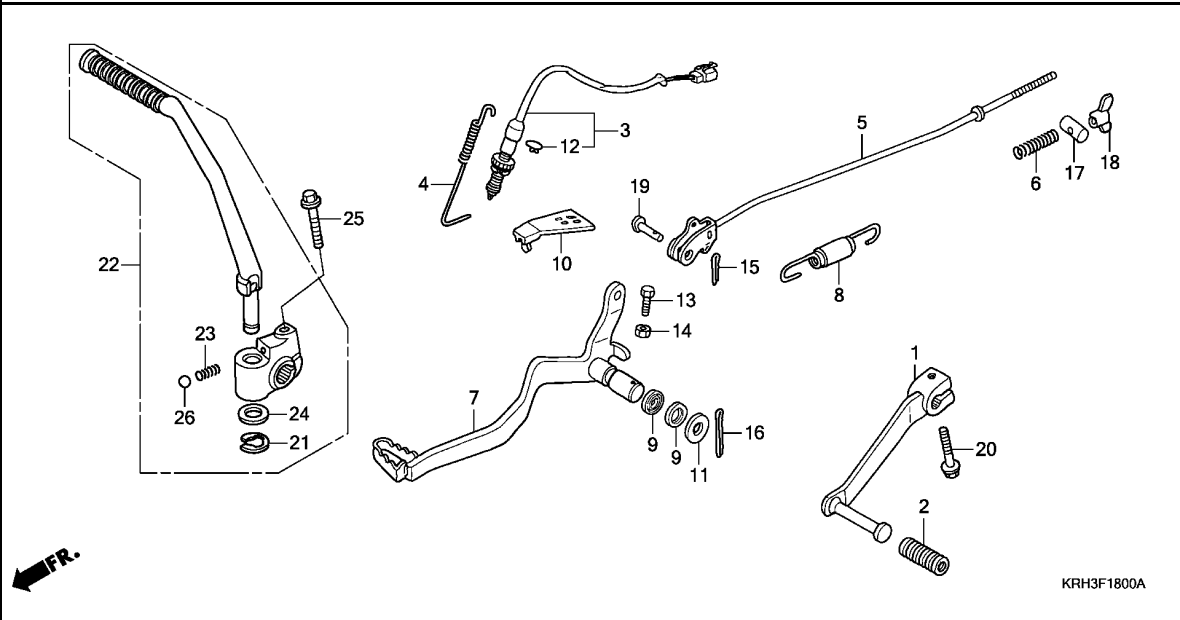
Ref. No.	Part No.	Description	Reqd. QTY							Serial No.	Parts catalogue code
			3	4	5	6	A	EKB	KB		
13)	18373-KRH-D20	BAND, EX. PIPE	-	1	1	1	-	-	-	-	-
	18373-KRH-900	-	-	-	1	1	1	1	1	1
14	18391-MB0-891	PACKING, EX.	1	1	1	1	-	-	-	-	-
	18391-KRH-901	PACKING, MUFFLER	-	-	-	-	1	1	1	1	1
15	18421-KFB-000	RUBBER, MUFFLER MOUNTING	1	1	1	1	1	1	1	1	1
16	18422-KFB-000	COLLAR, MUFFLER MOUNTING	1	1	1	1	-	-	-	-	-
	18422-KRH-900	-	-	-	-	1	1	1	1	1
17	83119-MG9-000	COLLAR, LOCK SETTING	1	1	1	1	1	1	1	1	1
18	83512-KA4-700	RUBBER, SIDE COVER	1	1	1	1	-	-	-	-	-
	83512-KRH-900	-	-	-	-	1	1	1	1	1
19	90113-MT3-000	BOLT, FLANGE, 8X40	1	1	1	1	-	-	-	-	-
	90117-KRH-900	-	-	-	-	1	1	1	1	1
20	90304-KBB-900	NUT, CAP, 7MM	2	2	2	2	-	-	-	-	-
21	94050-08070	NUT, FLANGE, 8MM	1	1	1	1	1	1	1	1	1
22	94101-06800	WASHER, PLAIN, 6MM	1	1	1	1	-	-	-	-	-
	94001-06800	-	-	-	-	1	1	1	1	1
23	94103-08700	WASHER, PLAIN, 8MM	1	1	1	1	1	1	1	1	1
24	95701-06014-00	BOLT, FLANGE, 6X14	1	1	1	1	1	1	1	1	1
25	95701-08030-07	BOLT, FLANGE, 8X30	1	1	1	1	1	1	1	1	1
26	95701-08045-07	BOLT, FLANGE, 8X45	1	1	1	1	1	1	1	1	1
27	96001-06008-02	BOLT, FLANGE, 6X8	2	2	2	2	2	2	2	2	2
28	96001-06010-07	BOLT, FLANGE, 6X10	2	2	2	2	2	2	2	2	2
29	90303-KCW-870	NUT, MUFFLER JOINT, 7MM	-	-	-	-	2	2	2	2	2

3

F-18

PEDAL

H16

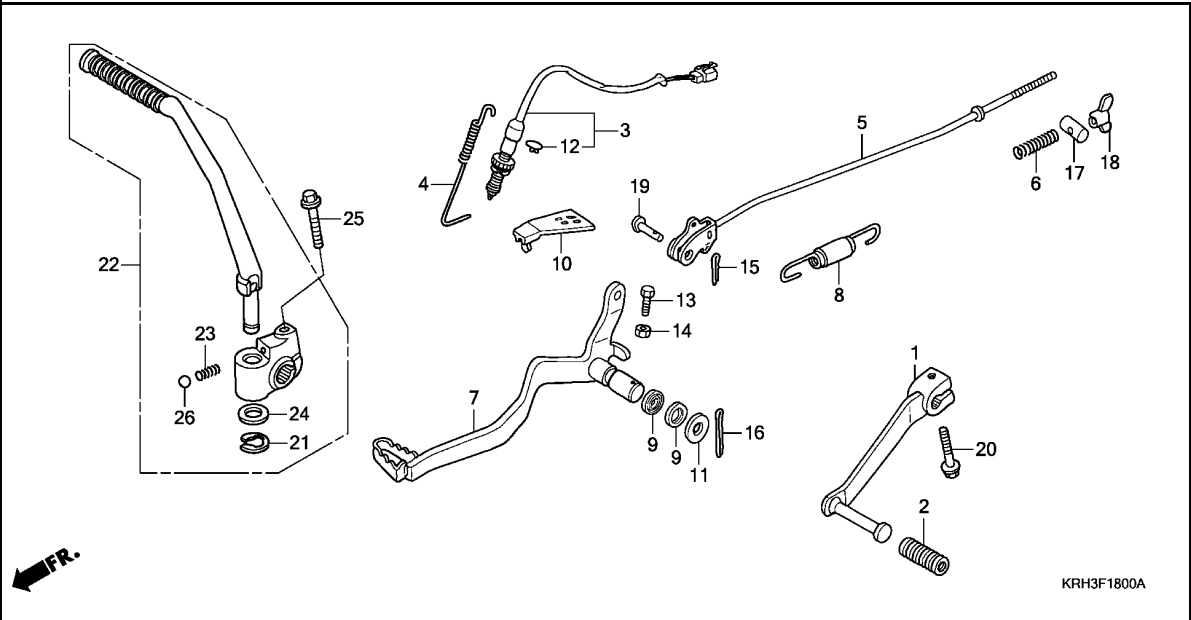


Ref. No.	L.O.N.	(Relative ref. Number) Description	F.R.T.
1	4101A1	PEDAL, GEAR CHANGE	0.1
3	6151B5	SWITCH, REAR STOP :PEDAL SIDE	0.3
5	811135	ROD, REAR BRAKE	0.2
7	810160	PEDAL, REAR BRAKE	0.2
22	112107	ARM, KICK STARTER	0.1

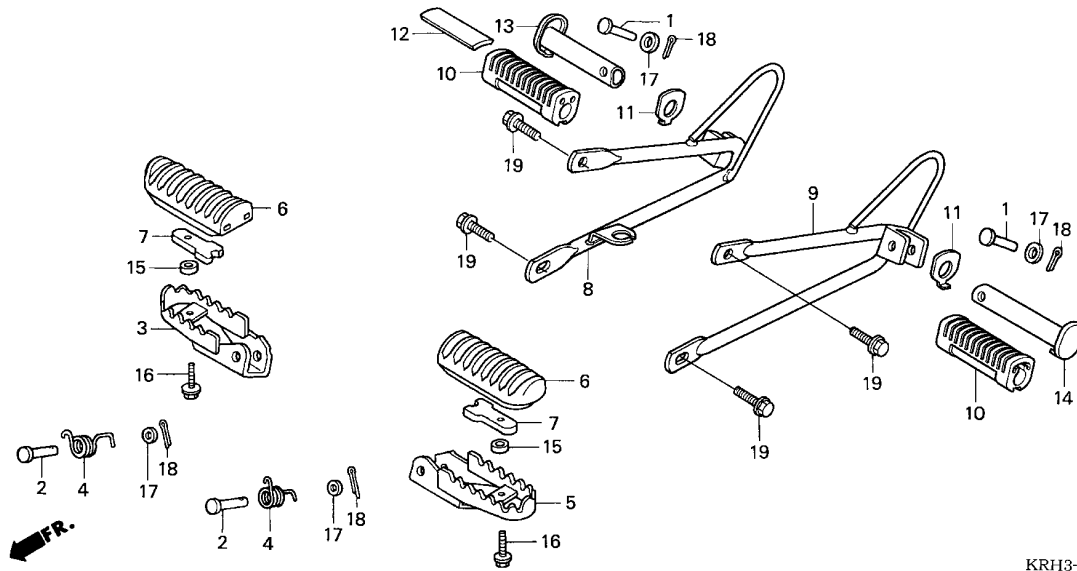
KRH3F1800A

Ref. No.	Part No.	Description	Reqd. QTY							Serial No.	Parts catalogue code
			3	4	5	6	A	EKB	KB		
1	24710-KRE-900	PEDAL COMP., CHANGE	1	1	1	1	-	-	-		
	24710-KRH-900	-	-	-	1	1	1	1		
2	24781-KR3-770	RUBBER, GEAR CHANGE PEDAL ...	1	1	1	1	-	-	-		
	24781-KRH-900	RUBBER, CHANGE PEDAL	-	-	-	-	1	1	1		
3	35350-KRE-900	SWITCH ASSY., RR. STOP	1	1	1	1	-	-	-		
	35350-KRH-901	-	-	-	-	1	1	1		
4	35357-KRE-900	SPRING, STOP SWITCH	1	1	1	1	-	-	-		
	35357-KRH-900	-	-	-	-	1	1	1		
5	43451-KRE-900	ROD COMP., RR. BRAKE	1	1	1	1	-	-	-		
	43451-KRH-900	-	-	-	-	1	1	1		
6	43472-KPS-900	SPRING A, BRAKE ROD	1	1	1	1	-	-	-		
	43472-KB9-750	-	-	-	-	1	1	1		
7	46500-KRE-900	PEDAL COMP., BRAKE	1	1	1	1	-	-	-		
	46500-KRH-900	-	-	-	-	1	1	1		
8	46513-KPS-900	SPRING SET, BRAKE PEDAL	1	1	1	1	-	-	-		
	46513-KRH-900	-	-	-	-	1	1	1		
9	46525-KK0-003	DUST SEAL, 17X20X2.5	2	2	2	2	-	-	-		
	46525-KRH-900	-	-	-	-	2	2	2		
10	46526-KY7-000	PROTECTOR, MIDDLE ARM	1	1	1	1	-	-	-		
11	90501-KRE-900	WASHER, BUSH	1	1	1	1	-	-	-		
	90501-KRH-900	-	-	-	-	1	1	1		
12	90601-KAF-003	CLIP, SWITCH COVER	1	1	1	1	-	-	-		
13	92101-06020-0A	BOLT, HEX., 6X20	1	1	1	1	1	1	1		
14	94001-06200-0S	NUT, HEX., 6MM	1	1	1	1	1	1	1		
15	94201-20120	PIN, SPLIT, 2.0X12	1	1	1	1	1	1	1		
16	94201-30280	PIN, SPLIT, 3.0X28	1	1	1	1	1	1	1		

3

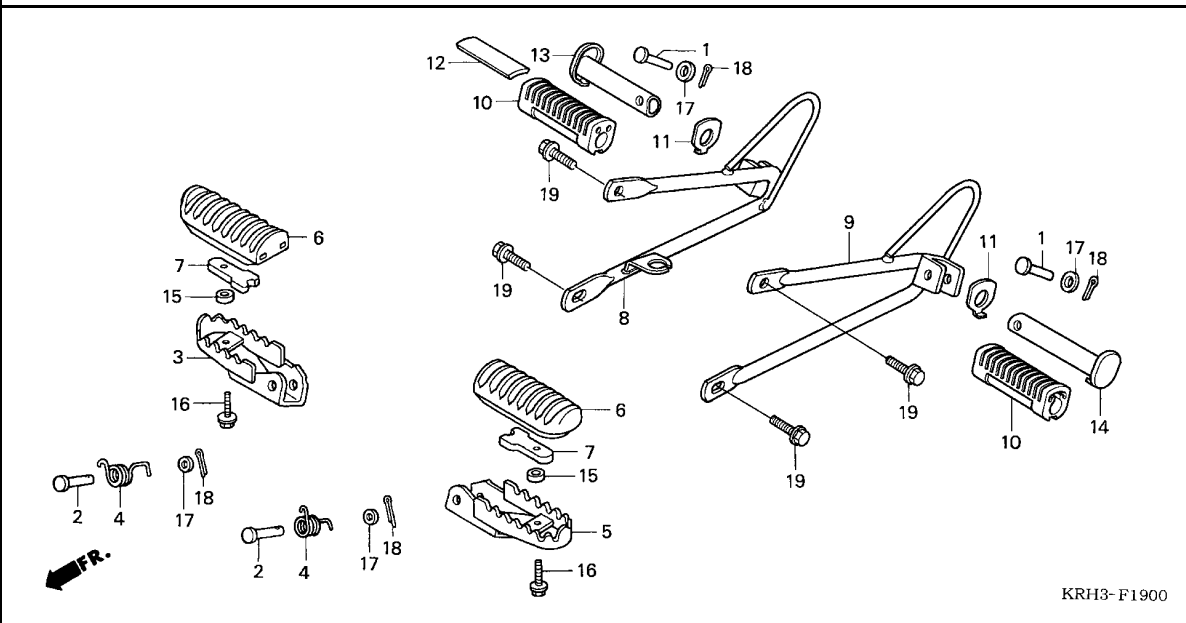


Ref. No.	Part No.	Description	Reqd. QTY							Serial No.	Parts catalogue code
			3	4	5	6	A	EKB	KB		
17	95015-32001	JOINT B, BRAKE ARM	1	1	1	1	-	-	-		
	43456-KRH-900	-	-	-	-	1	1	1		
18	95015-42000	NUT B, BRAKE ROD ADJUSTING ..	1	1	1	1	1	1	1		
19	95015-53000	PIN C, JOINT	1	1	1	1	-	-	-		
	43455-KRH-900	-	-	-	-	1	1	1		
20	95701-06020-00	BOLT, FLANGE, 6X20	1	1	1	1	1	1	1		
21	28293-KRM-860	CLIP, KICK STARTER ARM	-	-	-	-	-	1	1		
22	28300-KRH-920	ARM ASSY., KICK STARTER	-	-	-	-	-	1	1		
23	28333-KK0-000	SPRING, KICK STARTER	-	-	-	-	-	1	1		
24	90505-KRM-860	WASHER, 15.5X22	-	-	-	-	-	1	1		
25	95701-08032-00	BOLT, FLANGE, 8X32	-	-	-	-	-	1	1		
26	96211-08000	BALL, STEEL, #8(1/4)	-	-	-	-	-	1	1		



Ref. No.	L.O.N.	(Relative ref. Number) Description	F.R.T.
3	4101C6	BAR, MAIN STEP :RIGHT	0.2
5	4101C5	BAR, MAIN STEP :LEFT	0.2
	4101J1	BAR, MAIN STEP :BOTH	0.3
8	4101D0	BRACKET, PILLION STEP :RIGHT ..	0.1
9	4101C9	BRACKET, PILLION STEP :LEFT ..	0.1
	4101K4	BRACKET, PILLION STEP :BOTH ..	0.2
13	(10)		
	4101C8	BAR, PILLION STEP :RIGHT	0.1
14	(10)		
	4101C7	BAR, PILLION STEP :LEFT	0.1
	4101P4	BAR, PILLION STEP :BOTH	0.2

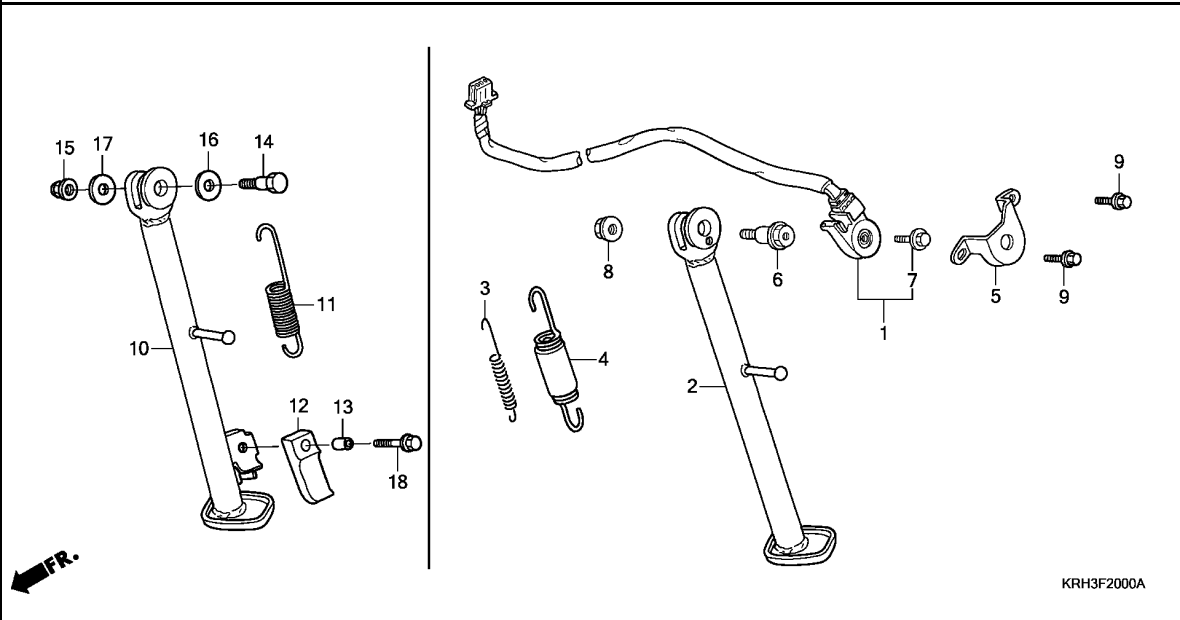
Ref. No.	Part No.	Description	Reqd. QTY								Serial No.	Parts catalogue code
			3	4	5	6	A	EKB	KB			
1	50603-KEJ-900	PIN, MAIN STEP BAR JOINT	2	2	2	2	2	2	2			
2	50603-033-010	PIN, STEP BAR JOINT	2	2	2	2	2	2	2			
	50603-KRH-900	-	-	-	-	2	2	2			
3	50612-KBB-900	STEP COMP., R.	1	1	1	1	-	-	-			
	50612-KRH-900	-	-	-	-	1	1	1			
4	50617-466-000	SPRING, STEP RETURN	2	2	2	2	-	-	-			
	50617-KRH-900	-	-	-	-	2	2	2			
5	50642-KBB-900	STEP COMP., L.	1	1	1	1	-	-	-			
	50642-KRH-900	-	-	-	-	1	1	1			
6	50661-KAS-900	RUBBER, STEP	2	2	2	2	-	-	-			
	50661-KRH-900	-	-	-	-	2	2	2			
7	50662-KAS-900	PLATE, STEP RUBBER SETTING ..	2	2	2	2	-	-	-			
	50662-KRH-900	-	-	-	-	2	2	2			
8	50701-KRE-900	BRACKET COMP., R. PILLION STEP	1	1	1	1	-	-	-			
	50701-KRH-900	-	-	-	-	1	1	1			
9	50706-KRE-900	BRACKET COMP., L. PILLION STEP	1	1	1	1	-	-	-			
	50706-KRH-900	-	-	-	-	1	1	1			
10	50710-KGA-940	RUBBER, PILLION STEP	2	2	2	2	2	2	2			
11	50711-GN5-730	PLATE, PILLION STEP	2	2	2	2	-	-	-			
	50712-KRH-900	-	-	-	-	2	2	2			
12	50711-KGA-940	WEIGHT, PILLION STEP	1	1	1	1	-	-	-			
	50715-KRH-900	-	-	-	-	1	1	1			
13	50713-KRE-900	BAR, R. PILLION STEP	1	1	1	1	-	-	-			
	50713-KRH-900	-	-	-	-	1	1	1			
14	50714-KRE-900	BAR, L. PILLION STEP	1	1	1	1	-	-	-			
	50714-KRH-900	-	-	-	-	1	1	1			
15	52156-KAS-900	COLLAR, 6.5X4	2	2	2	2	-	-	-			



Ref. No.	Part No.	Description	Reqd. QTY							Serial No.	Parts catalogue code
			3	4	5	6	A	EKB	KB		

15)	52156-KRH-900	COLLAR, 6.5X4	-	-	-	-	2	2	2		
16	90112-GW3-000	BOLT, FLANGE, 6X14	2	2	2	2	2	2	2		
17	94101-08000	WASHER, PLAIN, 8MM	4	4	4	4	4	4	4		
18	94201-20150	PIN, SPLIT, 2.0X15	4	4	4	4	4	4	4		
19	95701-08018-00	BOLT, FLANGE, 8X18	4	4	4	4	4	4	4		

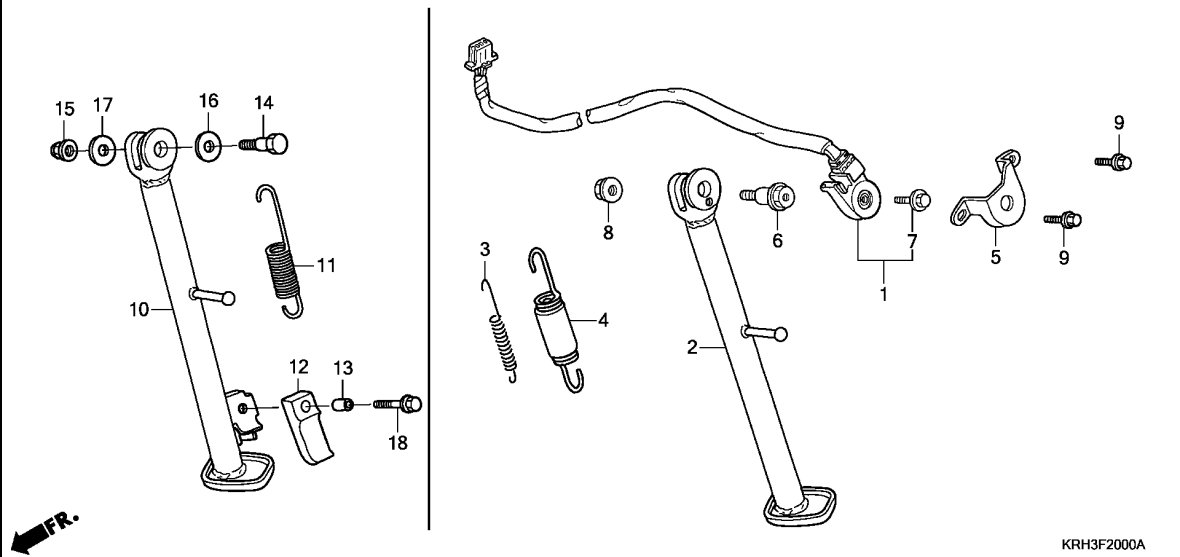




Ref. No.	L.O.N.	(Relative ref. Number) Description	F.R.T.
1	615195	SWITCH, SIDE STAND (10)	0.3
2	410180	BAR, SIDE STAND (3,11)	0.2
4	410182	SPRING, SIDE STANDNOTE: Same time for two units	0.1

3

Ref. No.	Part No.	Description	Reqd. QTY							Serial No.	Parts catalogue code
			3	4	5	6	A	EKB	KB		
1	35700-KRH-305 35070-KRH-900	SWITCH SET, SIDE STAND	1	1	1	1	-	-	-	-	-
2	50530-KRH-D00 50530-KRH-900	BAR COMP., SIDE STAND	1	1	1	1	-	-	1	-	NZ
3	50536-MY1-610 50538-KRH-900	SPRING, SIDE STAND SUB	1	1	1	1	-	-	1	-	NZ
4	50540-MY8-000 50540-KRH-900	SPRING ASSY., SIDE STAND	1	1	1	1	-	-	1	-	NZ
5	50547-KPE-900 50547-KRH-900	GUARD, SIDE STAND SWITCH	1	1	1	1	-	-	1	-	NZ
6	90108-MK6-670 90108-KRH-900	BOLT, SIDE STAND PIVOT	1	1	1	1	-	-	1	-	NZ
7	90147-MCE-950	BOLT, SPECIAL, 6X16	1	1	1	1	1	-	-	-	NZ
8	90203-MF9-710	NUT, SIDE STAND	1	1	1	1	1	-	1	-	NZ
9	96001-06010-07	BOLT, FLANGE, 6X10	2	2	2	2	2	-	-	-	NZ
10	50530-KRH-920	BAR COMP., SIDE STAND	-	-	-	-	-	1	1	-	1LA,3LA,CO,DK,SA
11	50540-KRH-920	SPRING, SIDE STAND	-	-	-	-	-	1	1	-	1LA,3LA,CO,DK,SA
12	50548-356-700	RUBBER, STAND	-	-	-	-	-	1	1	-	1LA,3LA,CO,DK,SA



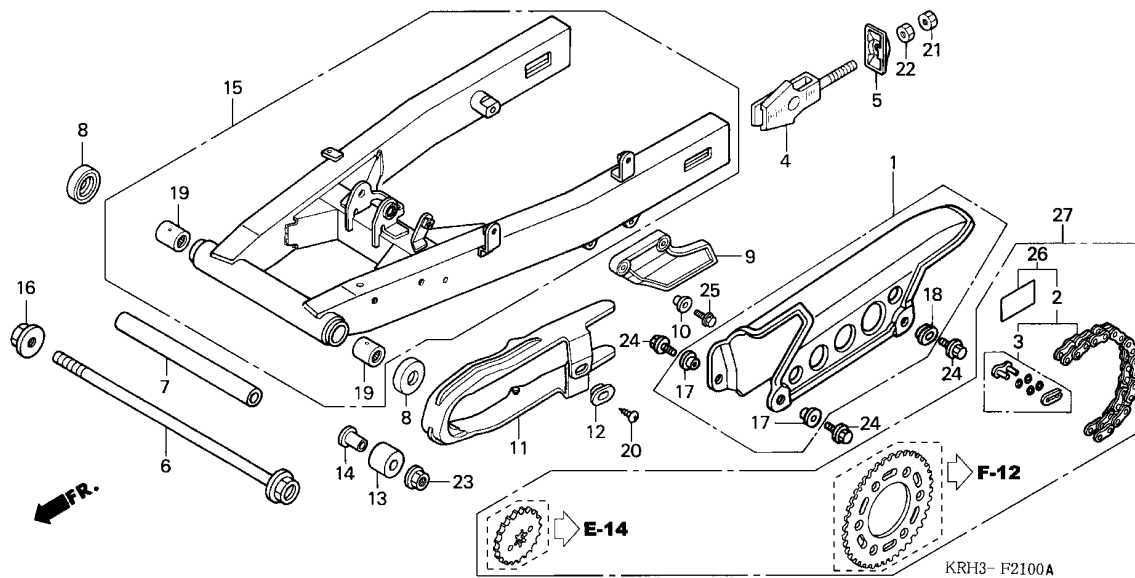
Ref. No.	Part No.	Description	Reqd. QTY							Serial No.	Parts catalogue code
			3	4	5	6	A	EKB	KB		
13	50549-356-700	COLLAR, STAND RUBBER SETTING	-	-	-	-	-	1	1	-----	1LA,3LA,CO,DK,SA
14	90108-KV6-000	SCREW, SIDE STAND PIVOT	-	-	-	-	-	1	1	-----	1LA,3LA,CO,DK,SA
15	90304-KCS-920	NUT, U, 10MM	-	-	-	-	-	1	1	-----	1LA,3LA,CO,DK,SA
16	90501-KRH-920	WASHER, THRUST, 24X13	-	-	-	-	-	1	1	-----	1LA,3LA,CO,DK,SA
17	90502-KRH-920	WASHER, THRUST, 24X10	-	-	-	-	-	1	1	-----	1LA,3LA,CO,DK,SA
18	95701-06025-07	BOLT, FLANGE, 6X25	-	-	-	-	-	1	1	-----	1LA,3LA,CO,DK,SA



F-21

SWINGARM

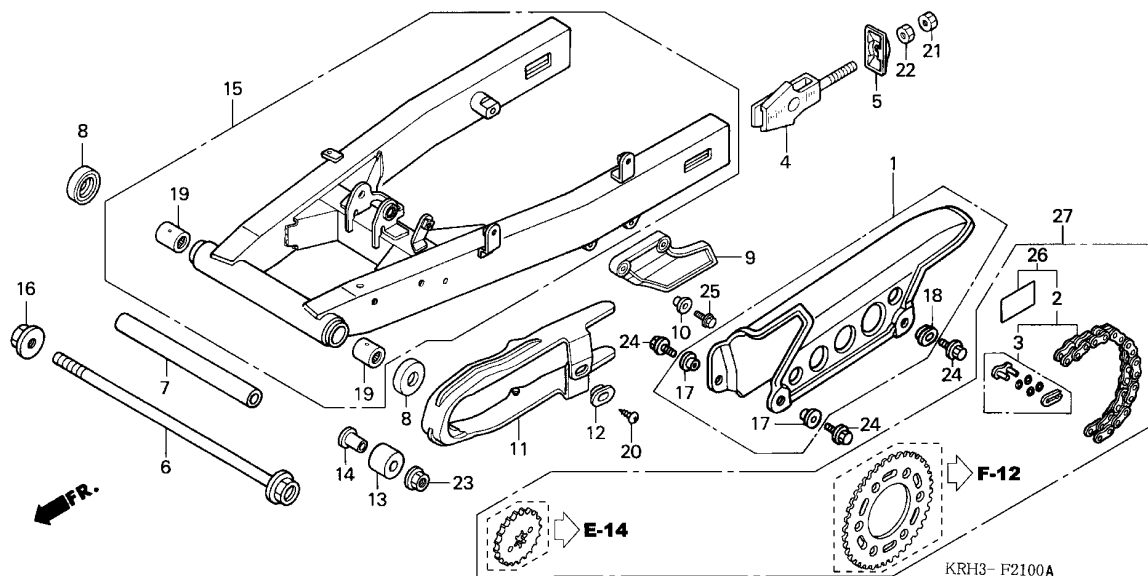
I 6



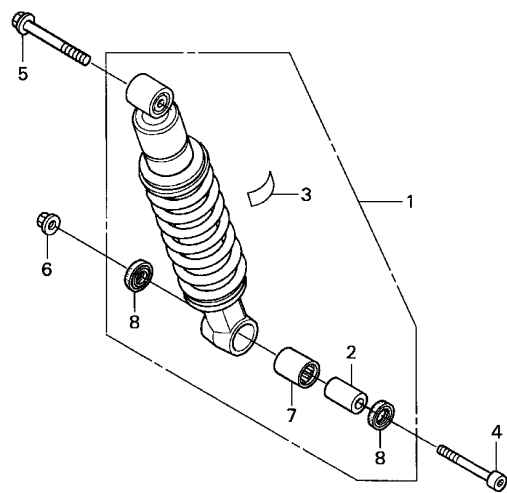
Ref. No.	L.O.N.	(Relative ref. Number) Description	F.R.T.
1	410195	CASE, DRIVE CHAIN	0.1
2		(26)	
	213165	CHAIN, DRIVE	0.2
7	5121H5	COLLAR, SWINGARM	0.7
9	4101J3	GUARD, CHAIN	0.1
11	4101E5	SLIDER, CHAIN	0.3
13	4101E4	ROLLER, CHAIN TENSIONER	0.1
15	5121B0	SWINGARM ASSEMBLY	0.9
19	5121C8	BEARING, SWINGARM PIVOT :LEFT	1.0
	5121C9	BEARING, SWINGARM PIVOT :RIGHT	1.0
	5121D0	BEARING, SWINGARM PIVOT :BOTH	1.2
27	2131G4	CHAIN KIT, DRIVE	0.7

3

Ref. No.	Part No.	Description	Reqd. QTY							Serial No.	Parts catalogue code
			3	4	5	6	A	EKB	KB		
1	40510-MCG-000	CASE, DRIVE CHAIN	1	1	1	1	-	-	-		
	40510-KRH-900	-	-	-	-	1	1	1		
2	40530-KSM-901	CHAIN, DRIVE(428H-132L)(DAIDO)	1	-	-	-	-	-	-		
	40530-KRH-901	CHAIN, DRIVE(428H0-132LE)	-	-	-	-	1	1	1		
3	40531-KGA-901	JOINT, DRIVE CHAIN	1	-	-	-	-	-	-		
	40545-KRH-D21	JOINT, DRIVE CHAIN(DAIDO)	-	1	1	1	-	-	-		
4	40543-KBW-950	ADJUSTER, CHAIN	2	2	2	2	-	-	-		
	40543-KRH-900	-	-	-	-	2	2	2		
5	40546-KW8-900	CAP, RR. FORK END	2	2	2	2	-	-	-		
	40546-KRH-900	-	-	-	-	2	2	2		
6	52101-KPS-900	BOLT, SWINGARM PIVOT	1	1	1	1	-	-	-		
	52101-KRH-900	-	-	-	-	1	1	1		
7	52141-KPS-900	COLLAR, SWINGARM PIVOT CENTER DISTANCE	1	1	1	1	-	-	-		
	52141-KRH-900	-	-	-	-	1	1	1		
8	52144-356-003	CAP, SWINGARM DUST SEAL(ARAI)	2	2	2	2	2	2	2		
	52144-356-005	CAP, SWINGARM DUST SEAL(NOK)	-	-	-	-	2	2	2		
9	52156-KRE-900	GUARD, CHAIN	1	1	1	1	-	-	-		
	52155-KRH-900	-	-	-	-	1	1	1		
10	52159-KB7-000	COLLAR, CHAIN GUARD	2	2	2	2	-	-	-		
	52159-KRH-900	-	-	-	-	2	2	2		
11	52170-KRE-900	SLIDER, CHAIN	1	-	-	-	-	-	-		
	52170-KRH-D20	-	1	1	1	1	1	1		
12	52171-KR6-000	WASHER, CHAIN SLIDER	1	1	1	1	-	-	-		
	52171-KRH-900	-	-	-	-	1	1	1		
13	52175-KRE-900	ROLLER, CHAIN	1	1	1	1	1	1	1		
14	52176-KRE-900	COLLAR, CHAIN ROLLER	1	1	1	1	-	-	-		



Ref. No.	Part No.	Description	Reqd. QTY							Serial No.	Parts catalogue code
			3	4	5	6	A	EKB	KB		
14)	52176-KRH-900	COLLAR, CHAIN ROLLER	-	-	-	-	1	1	1		
15	52200-KRE-900ZA	SWINGARM SUB ASSY., RR. *NH146M*									
		ACCURATE SILVER METALLIC	1	1	1	1	-	-	-		
	52200-KRH-900ZA	*NH411M*FORCE SILVER METALLIC	-	-	-	-	1	-	-		
	52200-KRH-920ZA	*NH411M*FORCE SILVER METALLIC	-	-	-	-	-	1	1		
16	90305-GE8-003	NUT, U, 14MM	1	1	1	1	-	-	-		
	90305-KYA-601	NUT, FLANGE, 14MM(PT)	-	-	-	-	1	1	1		
17	90512-300-000	WASHER, 6X20	2	2	2	2	-	-	-		
	90512-KRH-900	WASHER, 6.5X20	-	-	-	-	2	2	2		
18	90513-323-000	WASHER, 6X9	1	1	1	1	-	-	-		
	90505-KRH-900	-	-	-	-	1	1	1		
19	91070-KPE-901	BEARING, NEEDLE, 20X26X20 ...	2	2	2	2	-	-	-		
	91070-GC4-601	BEARING, NEEDLE, 20X26X20(NTN)	-	-	-	-	2	2	2		
20	93901-25080	SCREW, TAPPING, 5X8	1	1	1	1	1	1	1		
21	94002-08000-0S	NUT, HEX., 8MM	2	2	2	2	2	2	2		
22	94030-08000	NUT, HEX., 8MM	2	2	2	2	2	2	2		
23	94050-06000	NUT, FLANGE, 6MM	1	1	1	1	1	1	1		
24	95701-06012-00	BOLT, FLANGE, 6X12	3	3	3	3	3	3	3		
25	95701-06020-00	BOLT, FLANGE, 6X20	2	2	2	2	2	2	2		
26	06405-KRH-D20	CHAIN SET, DRIVE(DID428V-140L) (STANDARD LINK 132L)	-	1	1	1	-	-	-		
27	06406-KRH-D20	CHAIN KIT, DRIVE(428V)	-	1	1	1	-	-	-		
		(STANDARD LINK 132L)	-	1	1	1	-	-	-		



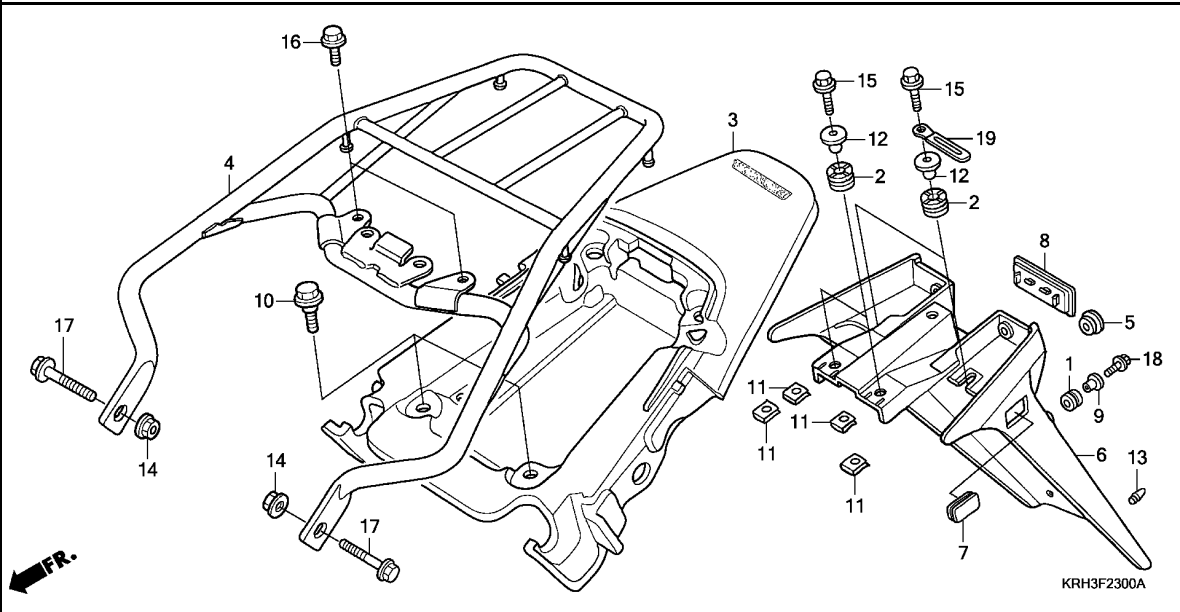
KRH3-F2200

Ref. No.	L.O.N.	(Relative ref. Number) Description	F.R.T.
----------	--------	------------------------------------	--------

1	512115	CUSHION ASSY., REAR	0.4
---	--------	---------------------------	-----

3

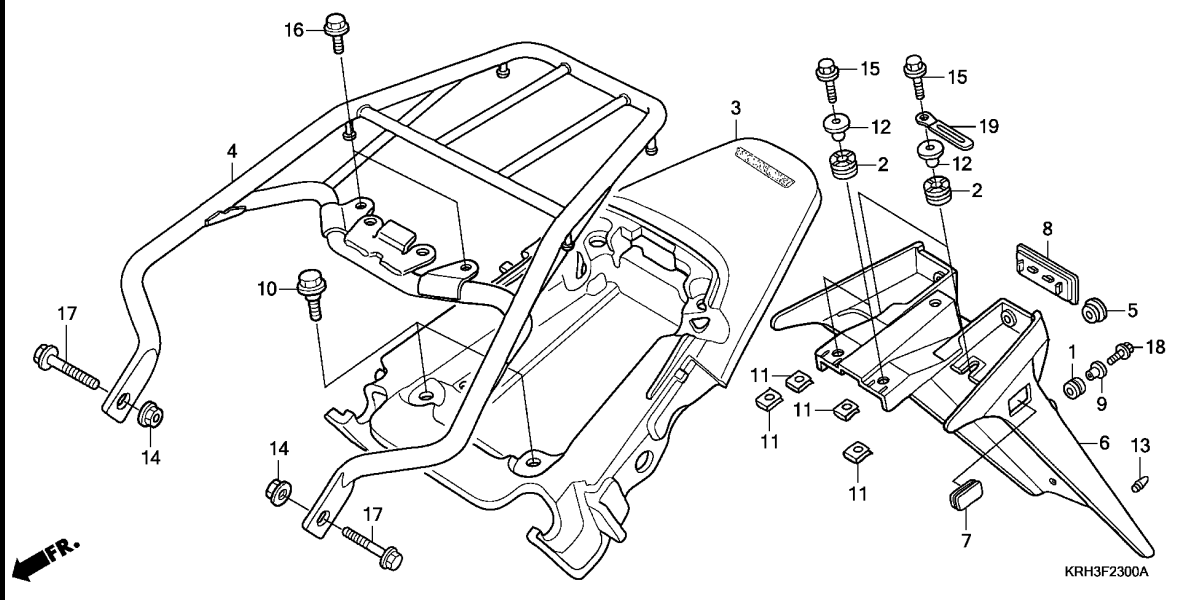
Ref. No.	Part No.	Description	Reqd. QTY							Serial No.	Parts catalogue code
			3	4	5	6	A	EKB	KB		
1	52400-KRH-D01	CUSHION ASSY., RR. (SHOWA) ...	1	1	1	1	-	-	-	-----	E,ED
	52400-KRH-F01	1	1	1	1	-	-	-	-----	F
	52400-KRH-901	CUSHION ASSY., RR.	-	-	-	-	1	1	1		
2	52463-MAL-G00	COLLAR, CUSHION CONNECTING ROD	1	1	1	1	-	-	-		
	52463-KRH-901	-	-	-	-	1	1	1		
3	87516-KV6-610	LABEL, RR. DAMPER	1	1	1	1	-	-	-	-----	E,ED
	87516-KV6-631	LABEL, RR. DAMPER CAUTION									
		(FRENCH)	1	1	1	1	-	-	-	-----	F
	87516-KRH-901	LABEL, RR. DAMPER (ENGLISH) ..	-	-	-	-	1	1	1		
4	90107-MBL-610	BOLT, SOCKET, 10X57	1	1	1	1	1	1	1		
	90154-KPS-900	BOLT, FLANGE, 10X52	1	1	1	1	-	-	-		
	90155-KRH-900	-	-	-	-	1	1	1		
6	90304-GE8-003	NUT, U, 10MM	1	1	1	1	-	-	-		
	90304-KCS-920	-	-	-	-	1	1	1		
7	91072-KT7-003	BEARING, NEEDLE, 17X24X20 (NTN)	1	1	1	1	-	-	-		
	91072-KRH-901	BEARING, NEEDLE, 17X24X20 ..	-	-	-	-	1	1	1		
8	91262-KV3-831	DUST SEAL, 17X24X5 (ARAI)	2	2	2	2	-	-	-		
	91262-KRH-901	DUST SEAL, 17X24X4	-	-	-	-	2	2	2		



Ref. No.	L.O.N.	(Relative ref. Number) Description	F.R.T.
3	411135	COWL, REAR	0.2
4	410165	CARRIER, LUGGAGE	0.2
6	6161P6	BRACKET, TAILLIGHT	0.5

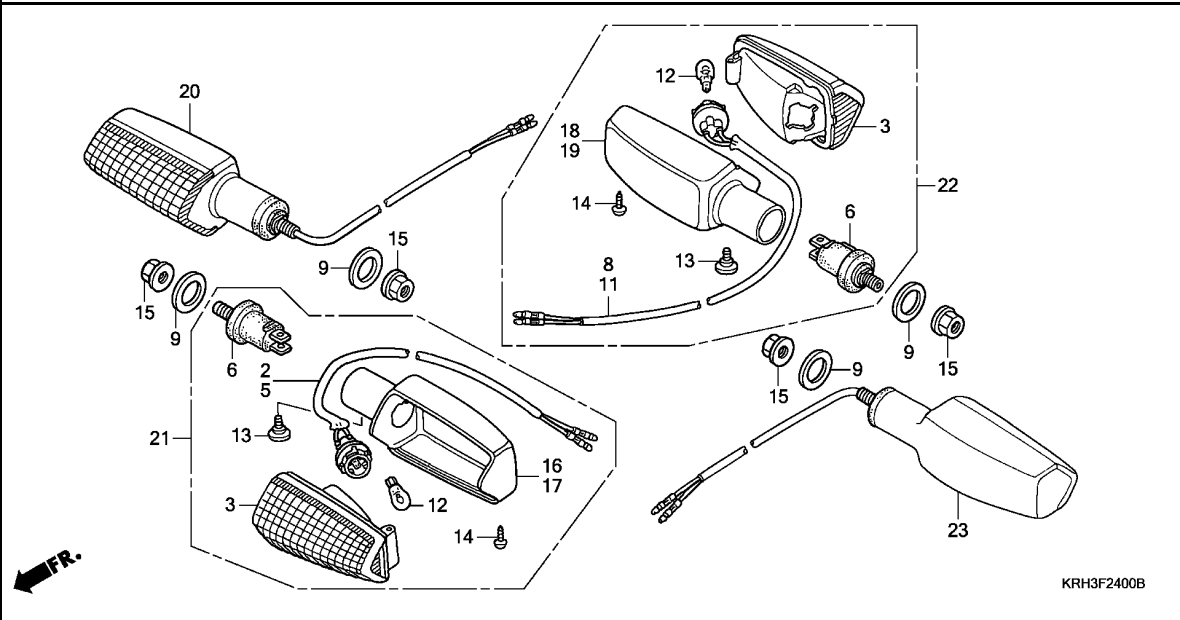
Ref. No.	Part No.	Description	Reqd. QTY								Serial No.	Parts catalogue code
			3	4	5	6	A	EKB	KB			
1	33712-KT1-670	RUBBER, TAILLIGHT	2	2	2	2	2	2	2			
2	37101-GT5-000	RUBBER, SPEEDOMETER	4	4	4	4						
	37101-KRH-900	-	-	-	-	4	4	4			
3	80100-KRH-D00ZA	COWL SET, RR.(WL)										
	TYPE1	1	1	1	1	-	-	-			
	80100-KRH-D00ZB	*TYPE2*.....	1	1	-	-	-	-	-			
	80100-KRH-D30ZA	*TYPE1*.....	-	-	1	1	-	-	-			
	80100-KRH-D40ZA	*TYPE1*.....	-	-	-	1	-	-	-			
	80100-KRH-900ZA	*NH1*.....BLACK	-	-	-	-	1	1	1			
	80100-KRH-900ZB	*NH196*.....ROSS WHITE	-	-	-	-	1	1	1			
	80100-KRH-900ZC	*R134*.....FIGHTING RED	-	-	-	-	1	1	1			
4	81200-KRH-D00ZA	CARRIER COMP., RR.										
	*NH262M*TERRA SILVER METALLIC	1	1	1	1	-	-	-			
	NH1.....BLACK	-	-	-	-	1	1	1			
5	83551-376-000	GROMMET, SIDE COVER	1	1	1	1	1	1	1			
6	84701-KRH-D00	BASE COMP., NUMBER PLATE	1	1	1	1	-	-	-			
	84701-KRH-900	-	-	-	-	1	1	1			
7	84705-KRH-D00	CAP, NUMBER BRACKET	2	2	2	2	2	2	2			
8	84711-KRH-D00	CAP, NUMBER PLATE BASE COMP.	1	1	1	1	-	-	-			
	84711-KRH-900	-	-	-	-	1	1	1			
9	90003-438-850	COLLAR C	2	2	2	2	-	-	-			
	90508-KRH-900	-	-	-	-	2	2	2			
10	90111-162-000	BOLT, FLANGE, 6MM	2	2	2	2	2	2	2			
11	90311-KPE-900	NUT, CLIP, 6MM	4	4	4	4	-	-	-			
	90311-KRH-900	-	-	-	-	4	4	4			
12	90502-KB7-940	COLLAR, 19X6.2X13.5	4	4	4	4	-	-	-			
	90502-KRH-900	-	-	-	-	4	4	4			





3

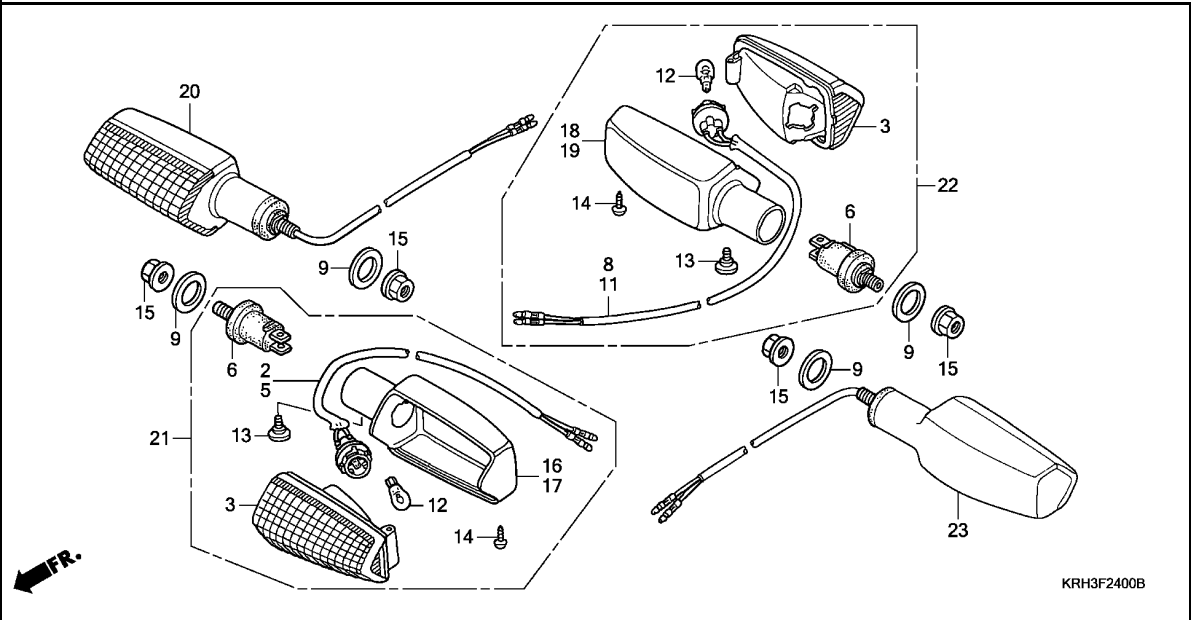
Ref. No.	Part No.	Description	Reqd. QTY								Serial No.	Parts catalogue code
			3	4	5	6	A	EKB	KB	XR125L		
13	90899-KL8-000	PLUG, CONE	2	2	2	2	-	-	-	-	-	-
	90899-KRH-900	-	-	-	-	2	2	2	2	2	2
14	94050-08000	NUT, FLANGE, 8MM	2	2	2	2	2	2	2	2	2	2
15	95701-06022-00	BOLT, FLANGE, 6X22	4	4	4	4	4	4	4	4	4	4
16	95701-08018-00	BOLT, FLANGE, 8X18	2	2	2	2	2	2	2	2	2	2
17	95701-08045-00	BOLT, FLANGE, 8X45	2	2	2	2	2	2	2	2	2	2
18	96001-06018-07	BOLT, FLANGE, 6X18	2	2	2	2	2	2	2	2	2	2
19	91406-166-000	CLIP, WIRE	2	2	2	2	2	2	2	2	2	2



Ref. No.	L.O.N.	(Relative ref. Number) Description	F.R.T.
12	(3)		
616133		BULB, WINKER :FRONT	0.1
.NOTE: Same time for two units			
616139		BULB, WINKER :REAR	0.1
.NOTE: Same time for two units			
6161G0		BULB, WINKER :FOR 1 VEHICLE ..	0.2
16 6161D0		BASE, WINKER :RIGHT FRONT	0.2
17 6161C9		BASE, WINKER :LEFT FRONT	0.2
6161D1		BASE, WINKER :BOTH FRONT	0.3
18 6161D2		BASE, WINKER :LEFT REAR	0.3
19 6161D3		BASE, WINKER :RIGHT REAR	0.3
6161D4		BASE, WINKER :BOTH REAR	0.4
20 6161C4		WINKER :RIGHT FRONT	0.2
21 6161C3		WINKER :LEFT FRONT	0.2
6161C5		WINKER :BOTH FRONT	0.3
22 6161C7		WINKER :RIGHT REAR	0.3
23 6161C6		WINKER :LEFT REAR	0.3
6161C8		WINKER :BOTH REAR	0.4

Ref. No.	Part No.	Description	Reqd. QTY							Serial No.	Parts catalogue code
			3	4	5	6	A	EKB	KB		
2	33455-KRH-D00	SOCKET COMP., L. FR. WINKER	1	1	1	1	-	-	-		
3	33410-KRH-D00	LENS COMP.	4	-	-	-	-	-	-		
	33410-KGA-B01	-	4	4	4	-	-	-		
	33410-KRH-901	-	-	-	-	4	4	4		
5	33605-KRH-D00	SOCKET COMP., R. RR. WINKER (R. FR.)	1	1	1	1	-	-	-		
6	33491-KGA-900	STAY COMP., WINKER	4	4	4	4	-	-	-		
8	33605-KRH-D00	SOCKET COMP., R. RR. WINKER	1	1	1	1	-	-	-		
9	33650-KAF-000	COLLAR, FR. WINKER	4	4	4	4	-	-	-		
	33651-KRH-900	-	-	-	-	4	4	4		
11	33655-KGA-900	SOCKET COMP., L. RR. WINKER	1	1	1	1	-	-	-		
12	34905-KGA-B01	BULB, WINKER(12V 16W)	4	4	4	4	-	-	-		
	34905-KRH-901	-	-	-	-	4	4	4		
13	90380-MB2-000	SCREW, SPECIAL, 6X8	4	4	4	4	-	-	-		
	90380-KRH-900	-	-	-	-	4	4	4		
14	93903-34380	SCREW, TAPPING, 4X12	4	4	4	-	4	4	4		
	90138-GHR-E40	-	-	-	4	-	-	-		
15	94050-10000	NUT, FLANGE, 10MM	4	4	4	4	4	4	4		
16	33404-KGA-900	BASE A, WINKER (R. FR.)	1	1	1	1	-	-	-		
17	33454-KGA-900	BASE B, WINKER (L. FR.)	1	1	1	1	-	-	-		
18	33404-KGA-900	BASE A, WINKER (L. RR.)	1	1	1	1	-	-	-		
19	33454-KGA-900	BASE B, WINKER (R. RR.)	1	1	1	1	-	-	-		
20	33400-KRH-901	WINKER ASSY., R. FR.(12V/16W)	-	-	-	-	1	1	1		

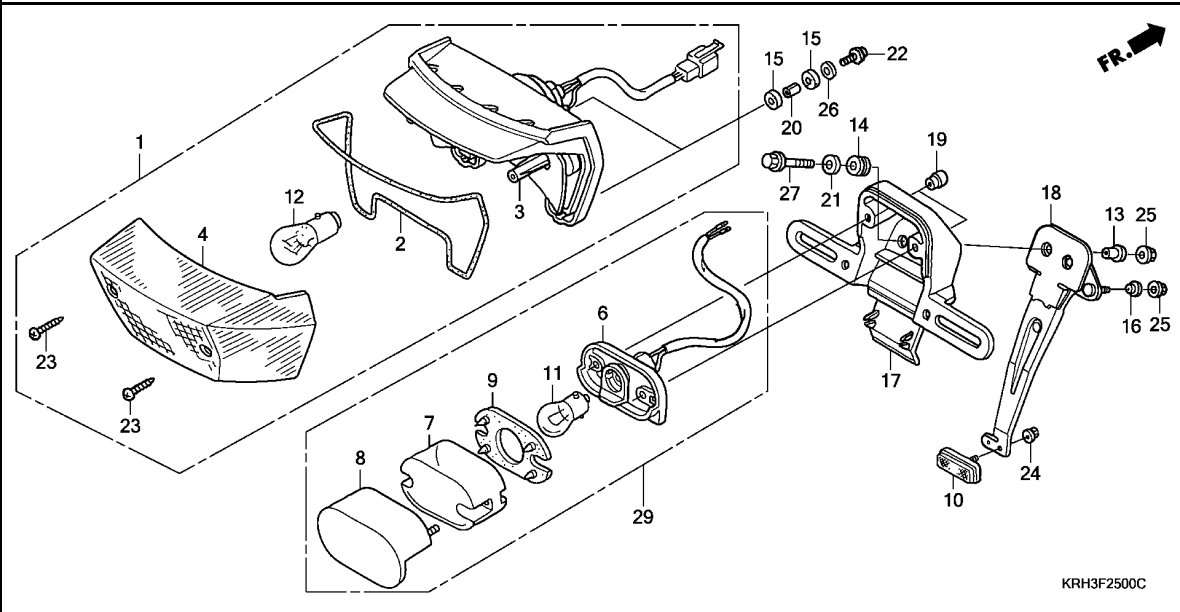




KRH3F2400B

Ref. No.	Part No.	Description	Reqd. QTY							Serial No.	Parts catalogue code
			3	4	5	XR125L 6	A	EKB	KB		
21	33450-KRH-901	WINKER ASSY., L. FR.(12V/16W)	-	-	-	-	1	1	1		
22	33600-KRH-901	WINKER ASSY., R. RR.(12V 16W)	-	-	-	-	1	1	1		
23	33650-KRH-901	WINKER ASSY., L. RR.(12V 16W)	-	-	-	-	1	1	1		

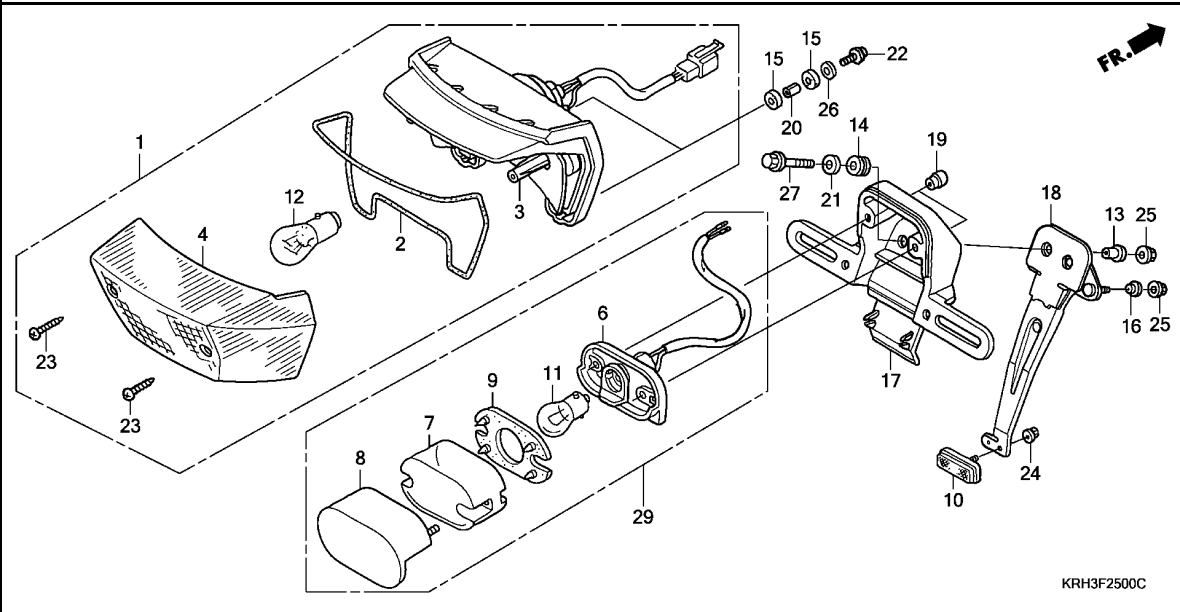
3



Ref. No.	L.O.N.	(Relative ref. Number) Description	F.R.T.
1	6161D5	TAILLIGHT UNIT	0.3
3	6161E2	BASE, TAILLIGHT	0.3
6	6161E3	BASE, LICENSE	0.3
11	6161F3	BULB, LICENSE LIGHT	0.1
12		(2,4)	
	6161G1	BULB, TAILLIGHT	0.1
17	4131K7	BRACKET, NUMBER PLATE	0.3
29	6161D8	LIGHT, LICENSE	0.3

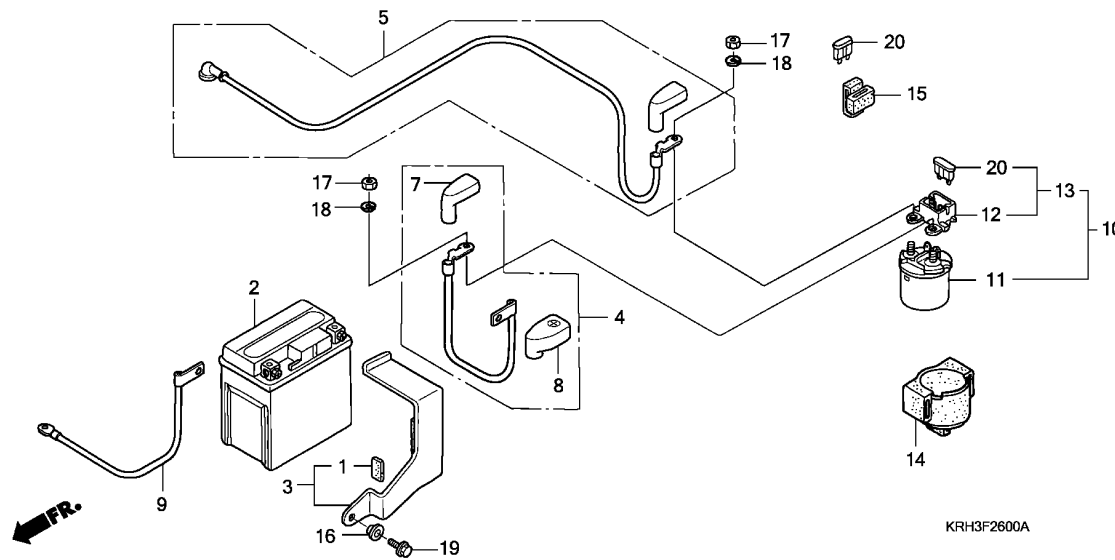
Ref. No.	Part No.	Description	Reqd. QTY							Serial No.	Parts catalogue code
			3	4	5	6	A	EKB	KB		
1	33700-KRH-D00	TAILLIGHT UNIT(12V 21/5W)	1	1	1	1	-	-	-		
	33700-KRH-901	-	-	-	-	1	1	1		
2	33708-KPE-901	PACKING, TAILLIGHT LENS	1	1	1	1	-	-	-		
	33708-KRH-901	-	-	-	-	1	1	1		
3	33711-KPE-901	BASE COMP., TAILLIGHT	1	1	1	1	-	-	-		
	33711-KRH-901	-	-	-	-	1	1	1		
4	33712-KRH-D00	LENS COMP., TAILLIGHT	1	1	1	1	-	-	-		
	33712-KRH-901	-	-	-	-	1	1	1		
6	33721-KRH-D01	BASE COMP., LICENSE	1	1	1	1	-	-	-		
7	33722-MB1-013	LENS, LICENSE LIGHT	1	1	1	1	-	-	-		
8	33727-ME4-671	COVER COMP., LICENSE(STANLEY)	1	1	1	1	-	-	-		
	33723-KRH-901	COVER COMP., LICENSE	-	-	-	-	1	1	1		
9	33729-MB1-003	PACKING, LENS	1	1	1	1	-	-	-		
10	33741-MS6-921	REFLECTOR, REFLEX(STANLEY) ..	1	1	1	1	-	-	-		
	33741-KRH-901	REFLECTOR, REFLEX	-	-	-	-	1	1	1		
11	34904-634-611	BULB(12V 5W)(ECE)	1	1	1	1	-	-	-		
	33301-KVJ-911	BULB, POSITION LIGHT(12V 5W) ..	-	-	-	-	1	1	1		
12	34906-447-711	BULB, TAILLIGHT(12V 21/5W) ..									
		(STANLEY)	1	1	1	1	1	1	1		
13	37206-KW8-900	COLLAR, METER SETTING	2	2	2	2	-	-	-		
	33706-KRH-900	COLLAR, TAILLIGHT MOUNTING ..	-	-	-	-	2	2	2		
14	61103-357-000	RUBBER, FR. FENDER MOUNTING ..	2	2	2	2	2	2	2		
15	77218-GB2-720	RUBBER, SEAT HINGE	4	4	4	4	-	-	-		
	77218-KRH-900	-	-	-	-	4	4	4		
16	80112-KRH-D00	COLLAR, FENDER COVER	3	3	3	3	-	-	-		
	80112-KRH-900	-	-	-	-	3	3	3		
17	84701-MBW-D40	BRACKET, NUMBER PLATE	1	1	1	1	-	-	-		





3

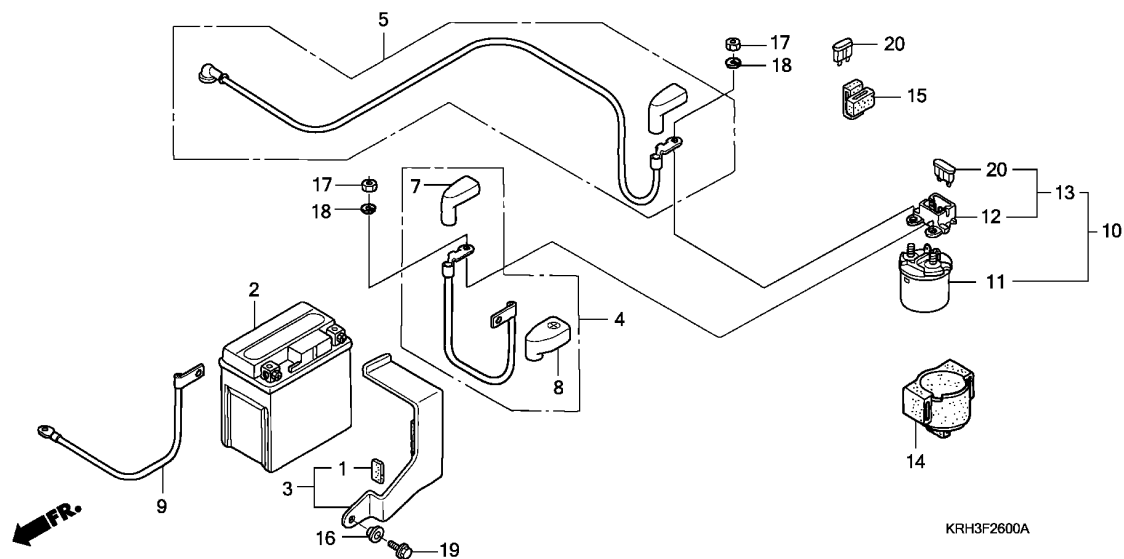
Ref. No.	Part No.	Description	Reqd. QTY							Serial No.	Parts catalogue code
			3	4	5	6	A	EKB	KB		
17)	84703-KRH-900	BRACKET, NUMBER PLATE	-	-	-	-	1	1	1		
18	84702-KRH-D00	STAY, NUMBER PLATE BRACKET ..	1	1	1	1	-	-	-		
	84702-KRH-900	STAY, NUMBER BRACKET	-	-	-	-	1	1	1		
19	90302-MB2-000	NUT, SPECIAL, 4MM	2	2	2	2	2	2	2		
20	90501-KRH-D00	COLLAR, TAILLIGHT MOUNTING ..	2	2	2	2	-	-	-		
	90504-KRH-900	-	-	-	-	2	2	2		
21	90502-VA4-640	WASHER, 6X20	2	2	2	2	-	-	-		
	90512-KRH-900	WASHER, 6.5X20	-	-	-	-	2	2	2		
22	93500-05020-0A	SCREW, PAN, 5X20	2	2	2	2	2	2	2		
23	93901-24880	SCREW, TAPPING, 4X35	2	2	2	2	2	2	2		
24	94050-05080	NUT, FLANGE, 5MM	1	1	1	1	1	1	1		
25	94050-06000	NUT, FLANGE, 6MM	5	5	5	5	5	5	5		
26	94103-05000	WASHER, PLAIN, 5MM	2	2	2	2	2	2	2		
27	96001-06025-00	BOLT, FLANGE, 6X25	2	2	2	2	2	2	2		
29	33720-KRH-901	LIGHT ASSY., LICENSE(12V 5W)	-	-	-	-	1	1	1		



Ref. No.	L.O.N.	(Relative ref. Number) Description	F.R.T.
2	610100	BATTERY	0.2
4	610105	CABLE, POSITIVE BATTERY	0.2
5	612115	CABLE, STARTER MOTOR	0.3
9	610110	CABLE, NEGATIVE BATTERY	0.2
11	615113	(10) SWITCH, STARTER MAGNETIC	0.3

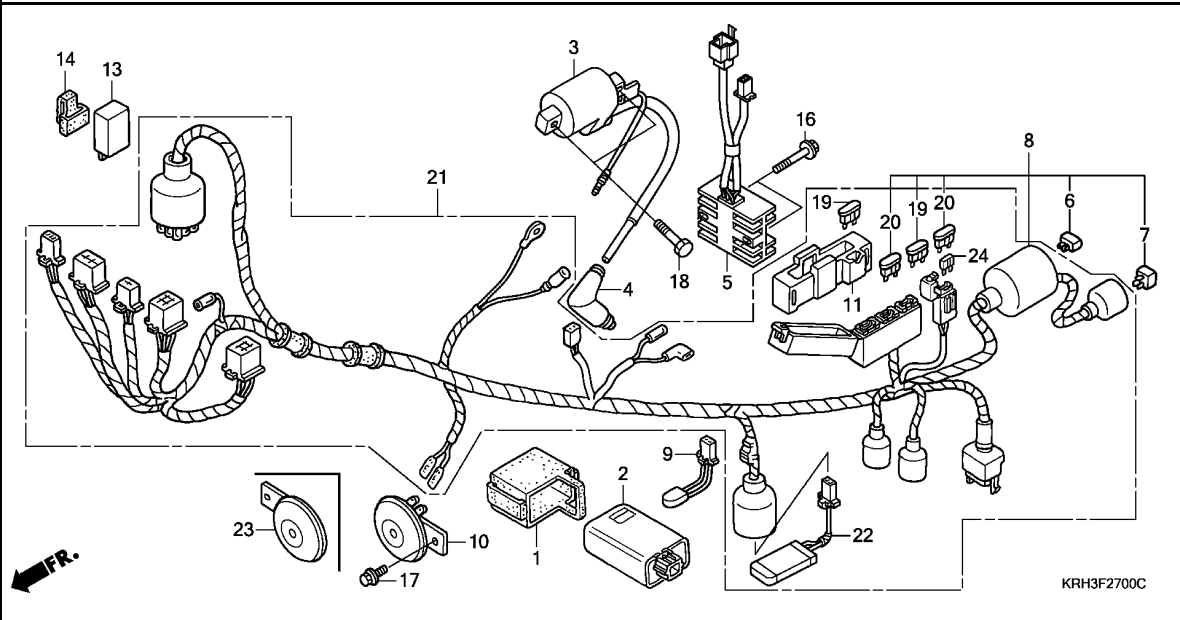
Ref. No.	Part No.	Description	Reqd. QTY								Serial No.	Parts catalogue code
			3	4	5	6	A	EKB	KB			
1	17518-KRE-900	RUBBER	1	1	1	1	1	1	1			
2	31500-KY4-905	BATTERY (YTX5L-BS) (YUASA)	1	1	-	-	-	-	-			
	31500-KRP-981	BATTERY (YTX5L-BS) (TIANJIN YUASA)	-	1	1	1	1	-	-			
	31500-KRP-982	BATTERY (YTX5L-BS) (GS YUASA)	-	-	-	-	1	-	-			
	31500-KRH-931	BATTERY (YTX5L-BS) (TIANJIN YUASA)	-	-	-	-	-	1	-	-----	1LA,3LA,CO	
	31500-KRP-981	-	-	-	-	-	1	-	-----	DK,NZ,SA	
	31500-KWS-842	BATTERY (YTX4L-BS) (YUASA)	-	-	-	-	-	-	1	-----	1LA,3LA,CO	
	31500-GFC-782	-	-	-	-	-	-	1	-----	DK,SA	
3	31510-KRE-900	BAND, BATTERY	1	1	1	1	-	-	-			
	31510-KRH-900	-	-	-	-	1	1	-			
	31510-KRH-720	-	-	-	-	-	-	1			
4	32401-KRE-900	CABLE, STARTER MAGNETIC BATTERY	1	-	-	-	-	-	-			
	32401-KRH-D21	-	1	1	1	-	-	-			
	32401-KRH-900	-	-	-	-	1	1	-			
5	32410-KRE-900	CABLE, STARTING MOTOR	1	-	-	-	-	-	-			
	32410-KRH-D20	CABLE, STARTER MOTOR	-	1	1	1	1	1	-			
7	32414-KGA-940	COVER, STARTER MAGNETIC SWITCH	1	-	-	-	-	-	-			
8	32416-KRE-900	COVER, BATTERY TERMINAL	1	-	-	-	-	-	-			
	32412-KAB-000	-	1	1	1	-	-	-			
9	32601-KRE-900	CABLE, BATTERY EARTH	1	1	1	1	-	-	-			
	32601-KRH-900	-	-	-	-	1	1	-			
10	35850-KV8-830	SWITCH ASSY., STARTER MAGNETIC	1	1	1	1	-	-	-			
	35850-KRH-901	-	-	-	-	1	1	-			
11	35851-MF5-751	SWITCH COMP., STARTER MAGNETIC	1	1	1	1	-	-	-			





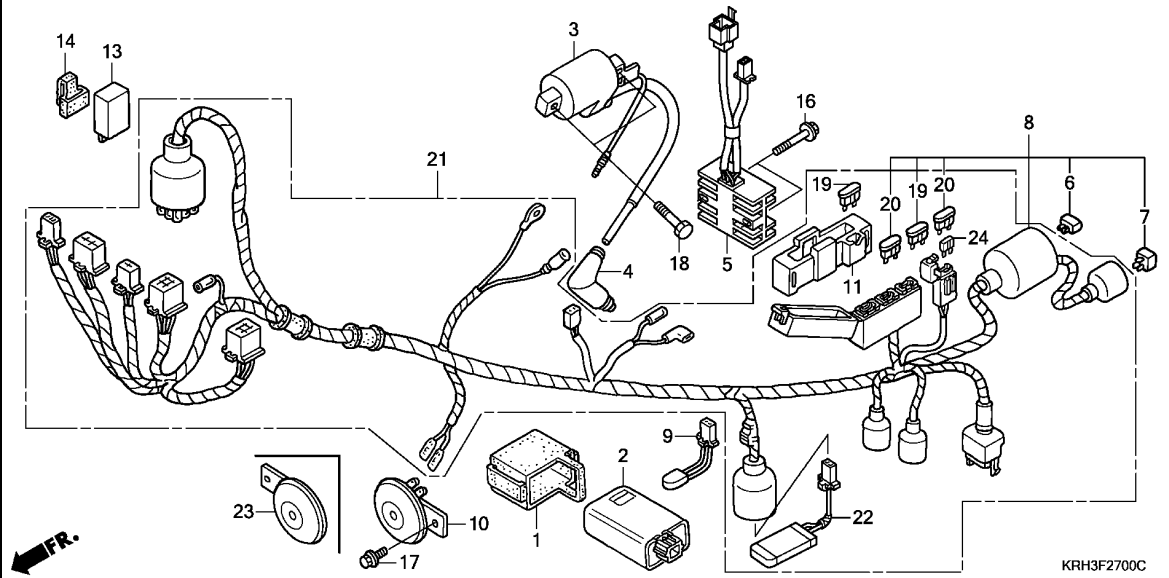
3

Ref. No.	Part No.	Description	Reqd. QTY							Serial No.	Parts catalogue code
			3	4	5	6	A	EKB	KB		
12	35852-MG7-751	HOLDER COMP., FUSE	1	1	1	1	-	-	-		
	35852-KRH-901	-	-	-	-	1	1	-		
13	35855-MG7-751	HOLDER ASSY., FUSE	1	1	1	1	-	-	-		
14	35856-MR4-900	RUBBER, SHOCK	1	1	1	1	-	-	-		
	35856-KRH-901	-	-	-	-	1	1	-		
15	38306-GE7-000	SUSPENSION, WINKER RELAY	1	1	1	1	-	-	-		
	32106-KRH-900	SUSPENSION, FUSE	-	-	-	-	1	1	-		
16	61101-KAS-900	COLLAR, FR. FENDER SETTING(A)	1	1	1	1	-	-	-		
	61101-KRH-900	-	-	-	-	1	1	1		
17	94002-06000-OS	NUT, HEX., 6MM	2	2	2	2	2	2	-		
18	94111-06000	WASHER, SPRING, 6MM	2	2	2	2	2	2	-		
19	95701-06016-00	BOLT, FLANGE, 6X16	1	1	1	1	1	1	1		
20	98200-32000	FUSE, BLADE(20A)	2	2	2	2	2	2	-		



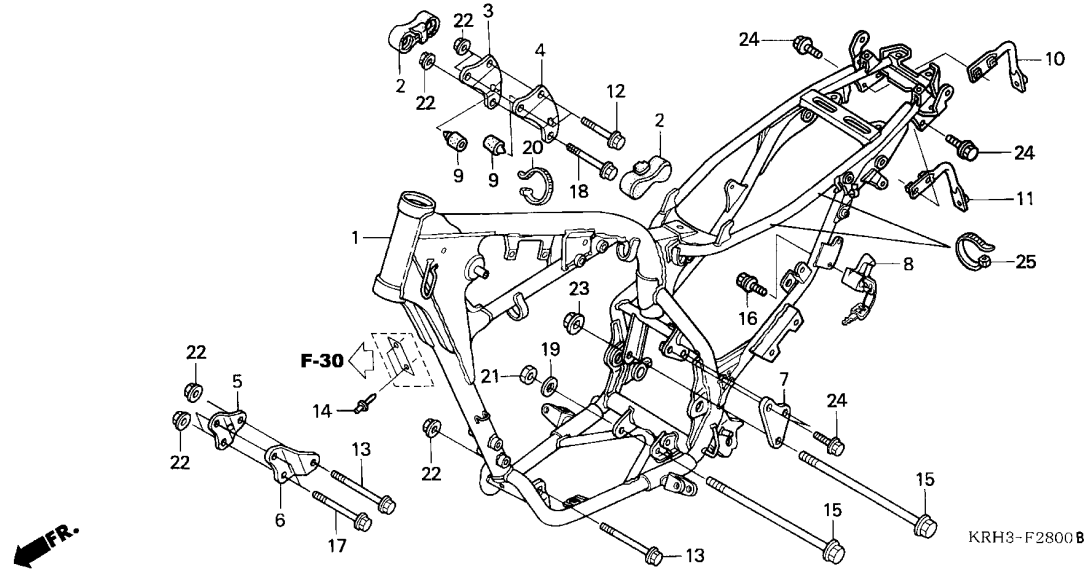
Ref. No.	L.O.N.	(Relative ref. Number) Description	F.R.T.
2	6141A1	IGNITION CONTROL MODULE	0.3
3	614105	COIL, IGNITION	0.4
5	6131B2	RECTIFIER, REGULATE	0.3
8		(21)	
	611100	HARNESS, WIRE	1.2
10		(23)	
	616169	HORN	0.1
13	6111C3	RELAY, WINKER	0.2

Ref. No.	Part No.	Description	Reqd. QTY						Serial No.	Parts catalogue code
			3	4	5	6	A	EKB		
1	30401-MCG-000	CUSHION, C.D.I. UNIT	1	1	1	1	-	-	-	
	30401-KRH-901	-	-	-	-	1	1	1	
2	30410-KRH-D01	C.D.I. UNIT	1	-	-	-	-	-	-	
	30410-KRH-D21	-	1	1	1	-	-	-	
	30410-KRH-901	-	-	-	-	-	1	1	1
3	30500-KRE-900	COIL ASSY., IGNITION	1	-	-	-	-	-	-	
	30500-KRH-E21	-	1	1	1	-	-	-	
	30500-KRH-901	-	-	-	-	-	1	1	1
4	30700-KRE-900	CAP ASSY., NOISE SUPPRESSOR	1	1	1	1	-	-	-	
	30700-KRH-901	-	-	-	-	-	1	1	1
5	31600-KRH-D01	RECTIFIER ASSY., REGULATOR	1	1	1	1	1	-	-	
	31600-KRH-921	-	-	-	-	-	1	1	
6	31700-124-008	RECTIFIER ASSY., SILICON (SHINDENGEN)	1	1	1	1	-	-	-	
	31700-KVX-701	RECTIFIER ASSY., SILICON	-	-	-	-	-	1	1	-
7	31700-196-000	RECTIFIER COMP., SILICON	1	1	1	1	-	-	-	
	31700-KRH-901	-	-	-	-	-	1	-	-
8	32100-KRH-D00	HARNESS, WIRE	1	-	-	-	-	-	-	----- NZ
	32100-KRH-D21	-	1	1	1	-	-	-	
9	35250-KCP-J01	SWITCH ASSY., THERMOSTAT	1	1	1	1	-	-	-	
10	38110-MBV-712	HORN ASSY.(HIGH)	1	-	-	-	-	-	-	
11	38201-KRE-900	SUSPENSION, FUSE CASE(MINI 2P)	1	1	1	1	-	-	-	
	38201-KRH-901	-	-	-	-	-	1	1	-
	38201-KRH-720	SUSPENSION, FUSE CASE	-	-	-	-	-	-	-	1
13	38301-KRH-D00	RELAY, WINKER	1	1	1	1	-	-	-	
	38301-KRH-901	-	-	-	-	-	1	1	1



Ref. No.	Part No.	Description	Reqd. QTY							Serial No.	Parts catalogue code
			3	4	5	6	A	EKB	KB		
14	38306-KJ6-740	SUSPENSION, WINKER RELAY	1	1	1	1	-	-	-	-	
	38306-KRH-901	-	-	-	-	1	1	1	1	
16	95701-06020-00	BOLT, FLANGE, 6X20	2	2	2	2	2	2	2	2	
17	95701-08012-07	BOLT, FLANGE, 8X12	1	1	1	1	1	1	1	1	
18	92101-05020-0A	BOLT, HEX., 5X20	2	2	2	2	2	2	2	2	
19	98200-40500	FUSE, MINI(5A)	2	2	2	2	2	2	2	2	
20	98200-41500	FUSE, MINI(15A)	2	2	2	2	2	2	2	2	
21	32100-KRH-900	HARNESS, WIRE	-	-	-	-	1	-	-	-	
	32100-KRH-950	-	-	-	-	-	1	-	-----	1LA,SA
	32100-KRH-920	-	-	-	-	-	1	-	-----	3LA,CO,DK
	32100-KRH-960	-	-	-	-	-	1	-	-----	NZ
	32100-KRH-750	-	-	-	-	-	-	1	-----	1LA,SA
	32100-KRH-720	-	-	-	-	-	-	1	-----	3LA,CO,DK
22	35250-KRH-901	SWITCH ASSY., THERMOSTAT	-	-	-	-	1	-	1	-----	1LA,NZ,SA
	35250-KRH-901	-	-	-	-	-	1	-	-----	
23	38110-GET-671	HORN COMP.(HIGH)	-	1	1	1	-	-	-	-	
	38110-KRH-901	-	-	-	-	1	1	1	1	
24	98200-42000	FUSE, MINI(20A)	-	-	-	-	-	-	1	1	

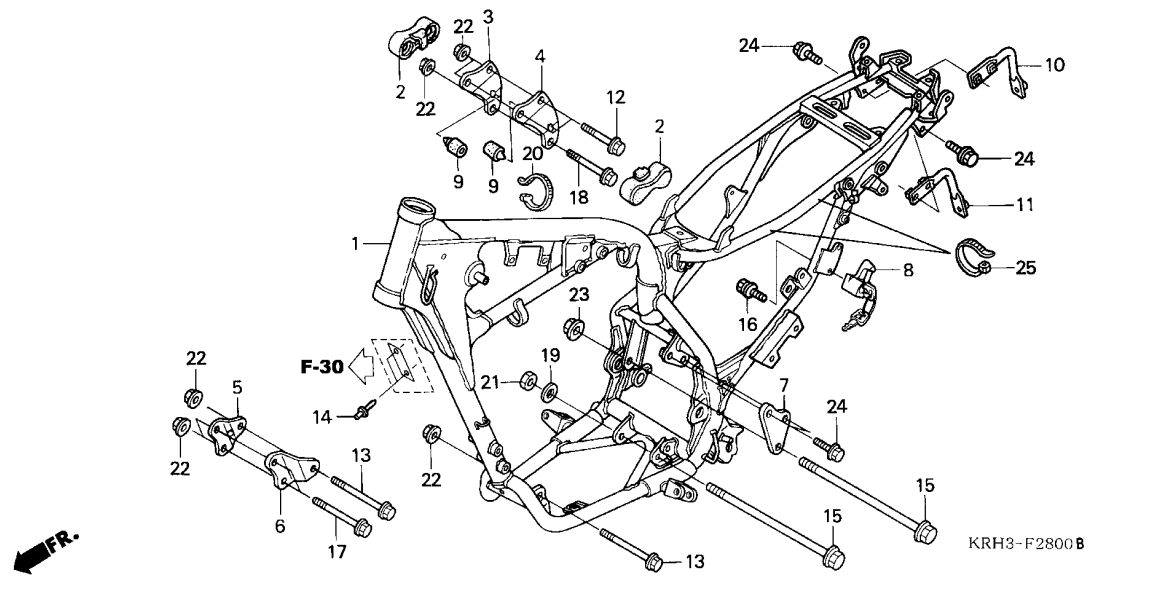
3



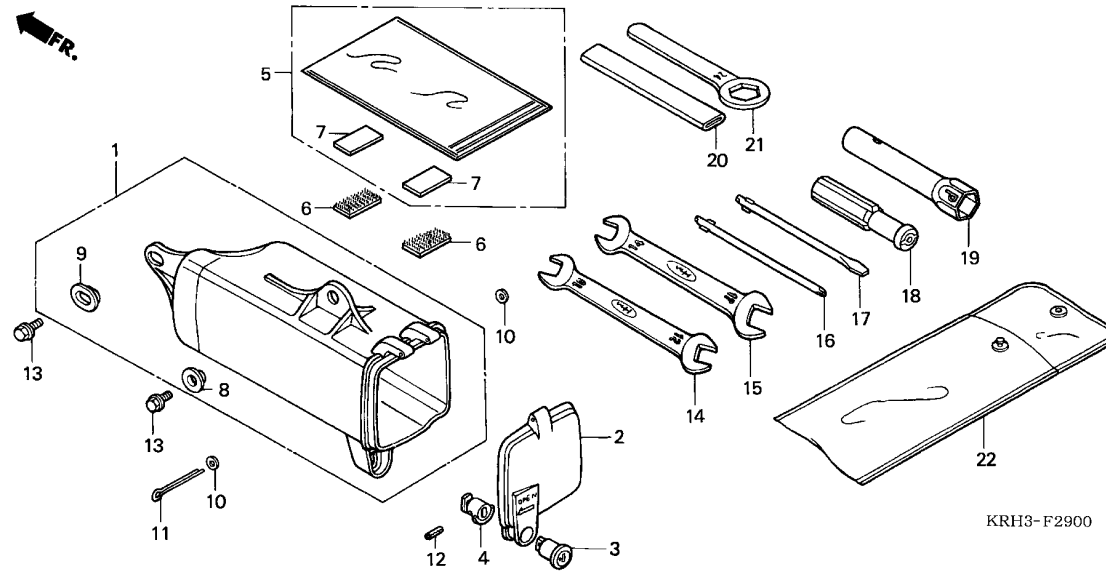
Ref. No.	L.O.N.	(Relative ref. Number) Description	F.R.T.
1	410100	BODY, FRAME INCLUDES: Engine removal and installation	5.1
8	410197	LOCK, HELMET	0.2

Ref. No.	Part No.	Description	Reqd. QTY							Serial No.	Parts catalogue code
			3	4	5	6	A	EKB	KB		
1	50100-KRH-D00ZA	BODY COMP., FRAME									
		*NH262M*TERRA SILVER METALLIC	1	-	-	-	-	-	-	-	-
	50100-KRH-D20ZA	*NH262M*TERRA SILVER METALLIC	-	1	1	1	-	-	-	-	-
	50100-KRH-900ZA	*NH262M*TERRA SILVER METALLIC	-	-	-	-	-	1	-	-	-
	50100-KRH-920ZA	*NH262M*TERRA SILVER METALLIC	-	-	-	-	-	-	1	1	----- 1LA,3LA,CO,DK,SA
	50100-KRH-960ZA	*NH262M*TERRA SILVER METALLIC	-	-	-	-	-	-	1	-	----- NZ
2	50212-KPS-900	RUBBER, TANK GUARD	2	2	2	2	-	-	-	-	-
	50212-KRH-900	-	-	-	-	2	2	2	-	-
3	50531-KRH-D00	PLATE, R. UPPER ENGINE HANGER	1	1	1	1	-	-	-	-	-
	50542-KRH-900	-	-	-	-	1	1	1	-	-
4	50532-KRH-D00	PLATE, L. ENGINE HANGER UPPER	1	-	-	-	-	-	-	-	-
	50532-KRH-D20	-	1	1	1	-	-	-	-	-
	50532-KRH-900	-	-	-	-	1	1	1	-	-
5	50533-KRE-900	PLATE, R. FR. ENGINE HANGER	1	1	1	1	-	-	-	-	-
	50533-KRH-900	-	-	-	-	1	1	1	-	-
6	50534-KRE-900	PLATE, L. FR. ENGINE HANGER	1	1	1	1	-	-	-	-	-
	50534-KRH-900	-	-	-	-	1	1	1	-	-
7	50535-KPT-900	PLATE, L. RR. ENGINE HANGER									
		UPPER	1	1	1	1	-	-	-	-	-
	50537-KRH-900	-	-	-	-	1	1	1	-	-
8	50710-KPM-003	HOLDER ASSY., HELMET									
		(HONDA LOCK)	1	1	1	1	-	-	-	-	-
	50710-KRH-901	HOLDER ASSY., HELMET	-	-	-	-	1	1	1	-	-
9	77204-128-000	RUBBER A, SEAT CUSHION	2	2	2	2	2	2	2	-	-
10	84706-KRH-D00	PIPE, R. SUPPORT	1	1	1	1	-	-	-	-	-
	84706-KRH-900	-	-	-	-	1	1	1	-	-
11	84707-KRH-D00	PIPE, L. SUPPORT	1	1	1	1	-	-	-	-	-





Ref. No.	Part No.	Description	Reqd. QTY						Serial No.	Parts catalogue code	
			3	4	5	6	A	EKB			KB
11)	84707-KRH-900	PIPE, L. SUPPORT	-	-	-	-	1	1	1		
12	90013-PL9-000	BOLT, FLANGE, 8X56	2	2	2	2	-	-	-		
	90102-KRH-900	-	-	-	-	2	2	2		
13	90024-MV9-670	BOLT, FLANGE, 8X88	2	2	2	2	-	-	-		
	90103-KRH-900	-	-	-	-	2	2	2		
14	90040-GAS-900	RIVET, BLIND, 2.4X7	2	2	2	2	-	-	-		
15	90105-MG3-000	BOLT, FLANGE, 10X110	2	2	2	2	-	-	-		
	90105-KRH-900	-	-	-	-	2	2	2		
16	90114-MLO-000	BOLT, BREAK OFF	1	1	1	1	-	-	-		
	90114-KRH-900	-	-	-	-	1	1	1		
17	90154-KB7-700	BOLT, FLANGE, 8X73	2	2	2	2	2	2	2		
18	90156-MA0-770	BOLT, FLANGE, 8X65	1	1	1	1	-	-	-		
	90156-KRH-900	-	-	-	-	1	1	1		
19	90441-MT3-000	WASHER, 10MM	1	1	1	1	-	-	-		
	90510-KRH-900	-	-	-	-	1	1	1		
20	90651-KV6-003	BAND, WIRE, 165MM(BLACK)	1	1	1	1	-	-	-		
	90651-KRH-900	BAND, WIRE	-	-	-	-	1	1	1		
21	94030-10200	NUT, HEX., 10MM	1	1	1	1	1	1	1		
22	94050-08000	NUT, FLANGE, 8MM	7	7	7	7	7	7	7		
23	94050-10000	NUT, FLANGE, 10MM	1	1	1	1	1	1	1		
24	95701-08016-00	BOLT, FLANGE, 8X16	6	6	6	6	6	6	6		
25	90651-KV6-003	BAND, WIRE, 165MM(BLACK)	2	-	-	-	-	-	-		
	90652-KT1-771	BAND, WIRE(BLACK)	-	2	2	2	-	-	-		
	90652-KYA-900	BAND, WIRE	-	-	-	-	2	2	2		

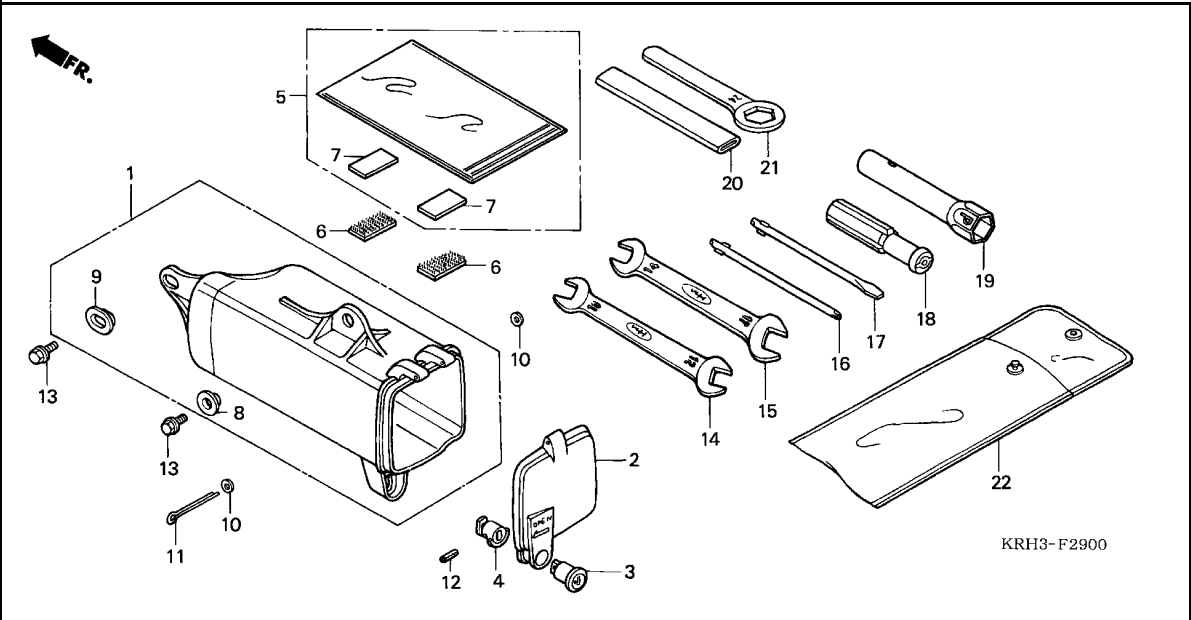


Ref. No.	L.O.N.	(Relative ref. Number)	Description	F.R.T.
1	410190	BOX OR BAG, TOOL	0.2
2	4101B1	COVER, TOOL BOX	0.2

KRH3-F2900

Ref. No.	Part No.	Description	Reqd. QTY								Serial No.	Parts catalogue code
			3	4	5	6	A	EKB	KB			
1	83501-KB7-000	BOX, TOOL	1	1	1	1	-	-	-	-	-	-
	83502-KRH-900	-	-	-	-	1	1	1	-	-	-
2	83504-KB7-000	CAP, TOOL BOX	1	1	1	1	-	-	-	-	-	-
	83504-KRH-900	-	-	-	-	1	1	1	-	-	-
3	83507-422-000	BODY, KEY	1	1	1	1	1	1	1	-	-	-
4	83508-438-000	STOPPER, KEY BODY	1	1	1	1	-	-	-	-	-	-
	83508-MR4-900	-	-	-	-	1	1	1	-	-	-
5	83642-GM2-000	BAG, OWNERS MANUAL	1	1	1	1	-	-	-	-	-	-
6	83643-355-300	TAPE, MAGIC (FEMALE) (25X50) ..	2	2	2	2	-	-	-	-	-	-
	83643-KRH-900	TAPE, MAGIC (FEMALE)	-	-	-	-	2	2	2	-	-	-
7	83644-355-300	TAPE, MAGIC (MALE) (25X50)	2	2	2	2	-	-	-	-	-	-
8	90512-300-000	WASHER, 6X20	1	1	1	1	-	-	-	-	-	-
	90512-KRH-900	WASHER, 6.5X20	-	-	-	-	1	1	1	-	-	-
9	90513-323-000	WASHER, 6X9	1	1	1	1	-	-	-	-	-	-
	90505-KRH-900	-	-	-	-	1	1	1	-	-	-
10	94101-03000	WASHER, PLAIN, 3MM	2	2	2	2	-	-	-	-	-	-
	90231-GHR-600	-	-	-	-	2	2	2	-	-	-
11	94201-30450	PIN, SPLIT, 3.0X45	1	1	1	1	1	1	1	-	-	-
12	94305-20141	PIN, SPRING, 2X14	1	1	1	1	-	-	-	-	-	-
	91501-MR4-900	-	-	-	-	1	1	1	-	-	-
13	95701-06012-00	BOLT, FLANGE, 6X12	2	2	2	2	2	2	2	-	-	-
14	99001-10120	SPANNER, 10X12	1	1	1	1	1	1	1	-	-	-
15	99001-14170	SPANNER, 14X17	1	1	1	1	1	1	1	-	-	-
16	99003-10000	DRIVER 1, PLUS SCREW(NO.2) ..	1	1	1	1	1	1	1	-	-	-
17	99003-30000	DRIVER 3, MINUS SCREW(NO.2) ..	1	1	1	1	1	1	1	-	-	-
18	99003-50000	GRIP, SCREW DRIVER	1	1	1	1	1	1	1	-	-	-



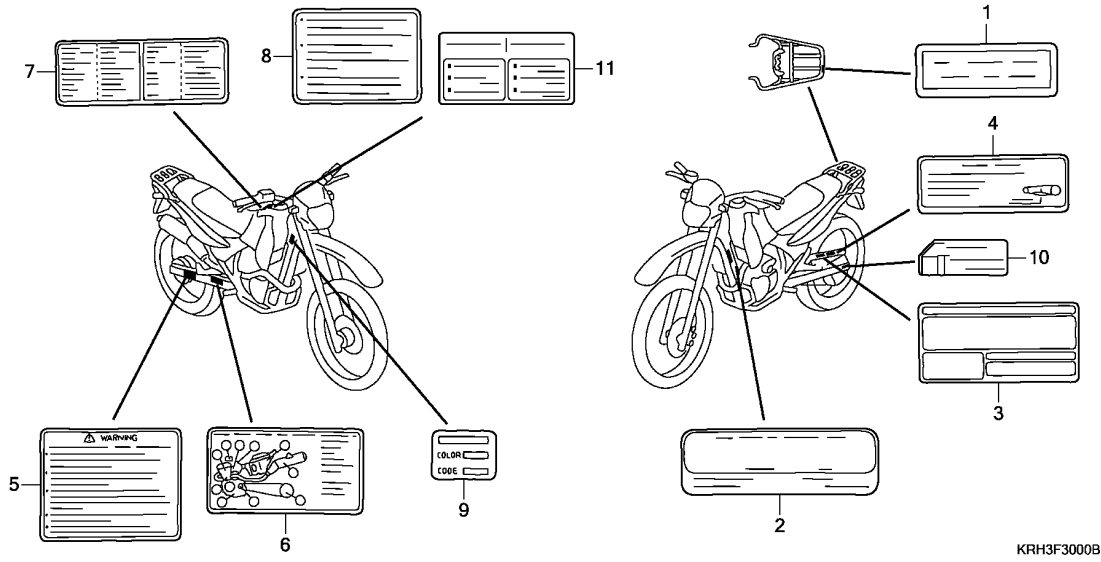


KRH3-F2900

Ref. No.	Part No.	Description	Reqd. QTY							Serial No.	Parts catalogue code
			3	4	5	6	A	EKB	KB		

19	99004-18001	WRENCH, BOX (P18)	1	1	1	1	1	1	1		
20	99006-12000	HANDLE, EYE WRENCH, 12MM	1	1	1	1	1	1	1		
21	99006-24000	WRENCH, EYE, 24MM	1	1	1	1	1	1	1		
22	99008-01600	BAG, TOOL, 160MM	1	1	1	1	1	1	1		

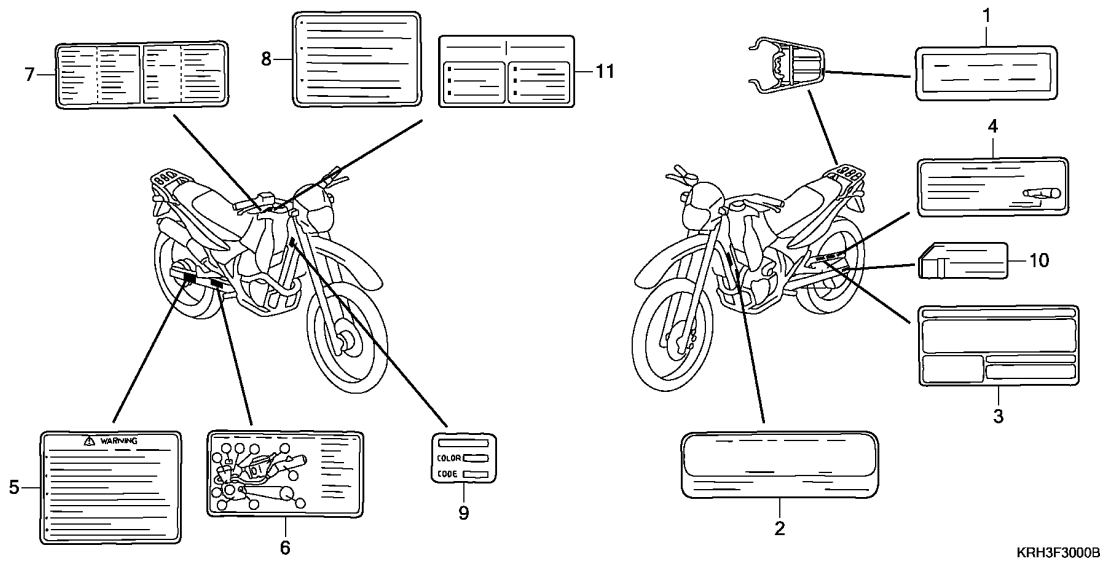
3



Ref. No.	L.O.N.	(Relative ref. Number)	Description	F.R.T.
			NO INFORMATION	

Ref. No.	Part No.	Description	Reqd. QTY							Serial No.	Parts catalogue code
			3	4	5	6	A	EKB	KB		
1	81220-KV8-860ZA	LABEL, RR. CARRIER									
		TYPE2.....	1	1	1	1	1	1	1	-----	DK,E,ED,NZ,SA
	81220-KV8-870ZA	LABEL, RR. CARRIER(FRENCH)								-----	F
		TYPE2.....	1	1	1	1	-	-	-	-----	1LA,3LA,CO,LA
	81220-KRH-910	LABEL, RR. CARRIER(SPANISH)					1	1	1	-----	1LA,3LA,CO,LA
2	87501-KRH-P00	PLATE, REGISTERED NUMBER	1	1	1	1	-	-	-	-----	E,ED
3	87505-KRH-D00	LABEL, TIRE	1	1	1	1	-	-	-	-----	F
	87505-KRH-F00	LABEL, TIRE(FRENCH)	1	1	1	1	-	-	-	-----	1LA,3LA,CO,LA
	87505-KRH-910	LABEL, TIRE(SPANISH)					1	1	1	-----	DK,NZ,SA
	87505-KRH-900	LABEL, TIRE(ENGLISH)					1	1	1	-----	DK,E,ED,NZ,SA
4	87507-MZ8-W00	LABEL, DRIVE CHAIN	1	1	1	1	1	1	1	-----	F
	87507-MZ8-W50	LABEL, DRIVE CHAIN(FRENCH)	1	1	1	1	-	-	-	-----	1LA,3LA,CO,LA
	87507-KRH-910	LABEL, DRIVE CHAIN(SPANISH)					1	1	1	-----	E,ED
5	87512-KRH-D00	LABEL, ACCESSORIES & LOADING	1	1	1	1	-	-	-	-----	F
	87512-KRH-F00	1	1	1	1	-	-	-	-----	
6	87520-KRH-D00	LABEL, TAMPER PROOF	1	-	-	-	-	-	-		
	87520-KRH-D20	-	1	1	1	-	-	-		
7	87560-MAB-620	LABEL, FRENCH TRANSLATION	1	1	1	1	-	-	-	-----	F
8	87560-MZO-611	LABEL, DRIVE (ENGLISH/FRENCH/GERMANY)	1	1	1	1	-	-	-		
9	87565-KRH-D00ZA	LABEL, COLOR									
		TYPE1.....R134	1	-	-	-	-	-	-		
	87565-KRH-D00ZB	*TYPE2*.....NH1	1	-	-	-	-	-	-		
	87565-KRH-D20ZA	LABEL, COLOR(###)									
		TYPE1.....R134	-	1	-	-	-	-	-		
	87565-KRH-D20ZB	*TYPE2*.....NH1	-	1	-	-	-	-	-		
	87565-KRH-D30ZA	*TYPE1*.....R134	-	-	1	-	-	-	-		
	87565-KRH-D30ZB	*TYPE2*.....NH1	-	-	1	-	-	-	-		





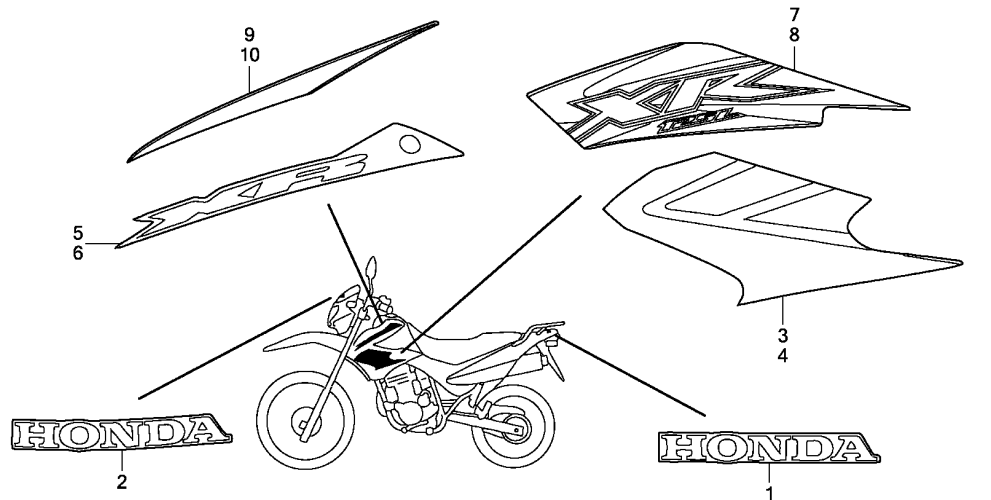
KRH3F3000B

Ref. No.	Part No.	Description	Reqd. QTY							Serial No.	Parts catalogue code
			3	4	5	XR125L 6	A	EKB	KB		
(9)	87565-KRH-D40ZA	LABEL, COLOR				1					
		TYPE1	-	-	-	1	-	-	-		
	87565-KRH-D40ZB	*TYPE2*	-	-	-	1	-	-	-		
	87565-KRH-D40ZC	*TYPE3*	-	-	-	1	-	-	-		
10	87508-MN8-670	LABEL, CHAIN ADJUSTER	-	1	1	1	1	1	1	-----	DK,E,ED,NZ,SA
	87508-MN8-730	LABEL, CHAIN ADJUSTER (FRENCH)	-	1	1	1	-	-	-	-----	F
	87508-KRH-910	LABEL, CHAIN ADJUSTER (SPANISH)	-	-	-	-	1	1	1	-----	1LA,3LA,CO,LA
11	87560-KRH-900	MARK, DRIVE CAUTION	-	-	-	-	1	1	1		

F-31

MARK

J 9



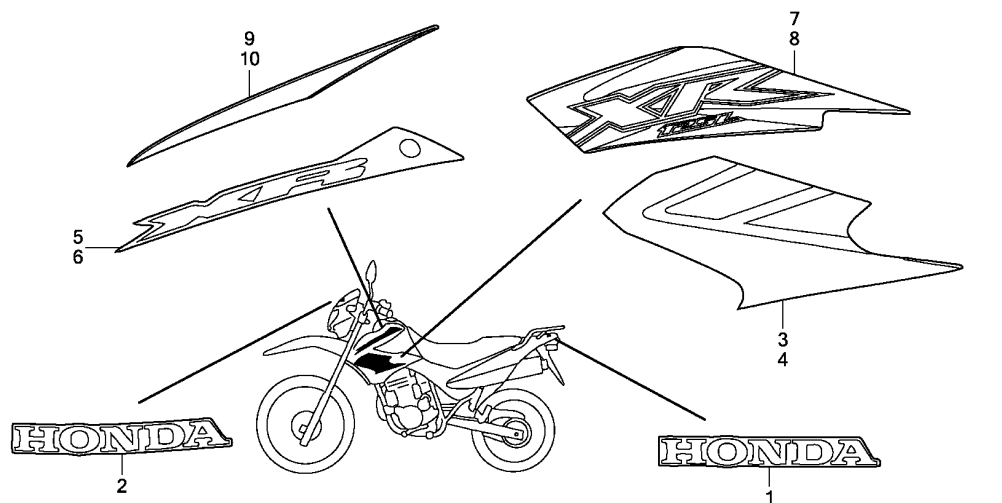
KRH3F3100A

Ref. L.O.N. (Relative ref. Number) F.R.T.
No. Description

NO INFORMATION

Ref. No.	Part No.	Description	Reqd. QTY							Serial No.	Parts catalogue code
			3	4	5	6	A	EKB	KB		
1	61310-KRH-D00ZA	MARK, RR. (HONDA)									
		TYPE1	1	1	1	1	-	-	-		
	61310-KRH-D00ZB	*TYPE2*	1	1	-	-	-	-	-		
	61310-KRH-D30ZA	*TYPE1*	-	-	1	1	-	-	-		
	61310-KRH-D40ZA	*TYPE1*	-	-	-	1	-	-	-		
	61310-KRH-900ZA	*TYPE1*	-	-	-	-	1	1	1		
	61310-KRH-900ZB	*TYPE2*	-	-	-	-	1	1	1		
	61310-KRH-900ZC	*TYPE3*	-	-	-	-	1	1	1		
2	61315-KRH-D00ZA	MARK, FR. (HONDA)									
		TYPE1	1	1	1	1	-	-	-		
	61315-KRH-D00ZB	*TYPE2*	1	1	-	-	-	-	-		
	61315-KRH-D30ZA	*TYPE1*	-	-	1	1	-	-	-		
	61315-KRH-D40ZA	*TYPE1*	-	-	-	1	-	-	-		
	61315-KRH-900ZA	*TYPE1*	-	-	-	-	1	1	1		
	61315-KRH-900ZB	*TYPE2*	-	-	-	-	1	1	1		
	61315-KRH-900ZC	*TYPE3*	-	-	-	-	1	1	1		
3	87126-KRH-D00ZA	STRIPE, R. TANK SHROUD									
		TYPE1	1	1	1	1	-	-	-		
	87126-KRH-D00ZB	*TYPE2*	1	1	-	-	-	-	-		
	87126-KRH-D30ZA	*TYPE1*	-	-	1	1	-	-	-		
	87126-KRH-D40ZA	*TYPE1*	-	-	-	1	-	-	-		
4	87127-KRH-D00ZA	STRIPE, L. TANK SHROUD									
		TYPE1	1	1	1	1	-	-	-		
	87127-KRH-D00ZB	*TYPE2*	1	1	-	-	-	-	-		
	87127-KRH-D30ZA	*TYPE1*	-	-	1	1	-	-	-		
	87127-KRH-D40ZA	*TYPE1*	-	-	-	1	-	-	-		
5	87128-KRH-D00ZA	MARK, R. SHROUD									
		TYPE1	1	1	1	1	-	-	-		
	87128-KRH-D00ZB	*TYPE2*	1	1	-	-	-	-	-		

3



KRH3F3100A

Ref. No.	Part No.	Description	Reqd. QTY							Serial No.	Parts catalogue code
			3	4	5	6	A	EKB	KB		
(5)	87128-KRH-D30ZA	MARK, R. SHROUD									
		TYPE1	-	-	1	1	-	-	-		
	87128-KRH-D40ZA	*TYPE1*	-	-	-	1	-	-	-		
6	87129-KRH-D00ZA	MARK, L. SHROUD									
		TYPE1	1	1	1	1	-	-	-		
	87129-KRH-D00ZB	*TYPE2*	1	1	-	-	-	-	-		
	87129-KRH-D30ZA	*TYPE1*	-	-	1	1	-	-	-		
	87129-KRH-D40ZA	*TYPE1*	-	-	-	1	-	-	-		
7	87126-KRH-900ZA	STRIPE A, R. SHROUD									
		TYPE1	-	-	-	-	1	1	1		
	87126-KRH-900ZB	*TYPE2*	-	-	-	-	1	1	1		
	87126-KRH-900ZC	*TYPE3*	-	-	-	-	1	1	1		
8	87127-KRH-900ZA	STRIPE A, L. SHROUD									
		TYPE1	-	-	-	-	1	1	1		
	87127-KRH-900ZB	*TYPE2*	-	-	-	-	1	1	1		
	87127-KRH-900ZC	*TYPE3*	-	-	-	-	1	1	1		
9	87128-KRH-900ZA	STRIPE B, R. SHROUD									
		TYPE1	-	-	-	-	1	1	1		
	87128-KRH-900ZB	*TYPE2*	-	-	-	-	1	1	1		
	87128-KRH-900ZC	*TYPE3*	-	-	-	-	1	1	1		
10	87129-KRH-900ZA	STRIPE B, L. SHROUD									
		TYPE1	-	-	-	-	1	1	1		
	87129-KRH-900ZB	*TYPE2*	-	-	-	-	1	1	1		
	87129-KRH-900ZC	*TYPE3*	-	-	-	-	1	1	1		

PART NO. INDEX

Table with 4 main columns (Part Number, Address, Page, Ref.) and 4 sub-columns per main column. Contains a comprehensive list of part numbers and their corresponding addresses, pages, and reference numbers. Includes sub-headers like 88000, 90000, and 91000.



PART NO. INDEX

K 7

Part Number	Address	Page	Ref.	Part Number	Address	Page	Ref.	Part Number	Address	Page	Ref.	Part Number	Address	Page	Ref.
99103-KPT-0380	F12	71	33												

4

PART NAME INDEX

L 1

Part name	Address	Page	Ref.	Part name	Address	Page	Ref.	Part name	Address	Page	Ref.
[A]											
ADJUSTER, CHAIN	I6	112	4	BOLT D1, FORK	G14	88	21	BOLT, FLANGE, 6X45	E14	57	12
ARM ASSY., KICK STARTER	I1	107	22	BOLT, BREAK OFF	J4	126	16	BOLT, FLANGE, 6X50	F4	63	25
ARM, EX. VALVE ROCKER	E5	48	14	BOLT, FLANGE SOCKET, 5X14	E15	58	7	BOLT, FLANGE, 6X55	F3	62	14
ARM, IN. VALVE ROCKER	E5	48	12	BOLT, FLANGE, 10X110	J4	126	15	BOLT, FLANGE, 6X60	E14	57	13
ARM, RR. BRAKE	H2	92	7	BOLT, FLANGE, 10X52	I8	114	5		F1	60	7
AXLE, FR. WHEEL	G16	90	1	BOLT, FLANGE, 6MM	H6	96	19	BOLT, FLANGE, 6X70	E13	56	17
	H1	91	24		H11	101	18	BOLT, FLANGE, 6X8	H15	105	27
AXLE, RR. WHEEL	H3	93	4		H12	102	17	BOLT, FLANGE, 6X80	E13	56	18
					H13	103	24		E14	57	14
					I9	115	10	BOLT, FLANGE, 6X95	F4	63	26
				BOLT, FLANGE, 6X10	H15	105	28	BOLT, FLANGE, 8X12	J2	124	17
					I4	110	9	BOLT, FLANGE, 8X16	J4	126	24
				BOLT, FLANGE, 6X12	E6	49	32	BOLT, FLANGE, 8X18	I3	109	19
					F4	63	27		I10	116	16
					G4	78	21	BOLT, FLANGE, 8X30	E6	49	33
					G11	85	9		H15	105	25
					H11	101	26	BOLT, FLANGE, 8X32	H6	96	23
					I7	113	24		I1	107	25
					J5	127	13	BOLT, FLANGE, 8X35	G11	85	7
				BOLT, FLANGE, 6X14	E12	55	6		H2	92	10
					E14	57	10	BOLT, FLANGE, 8X36	G10	84	14
					H15	105	24	BOLT, FLANGE, 8X40	G15	89	15
					I3	109	16		H15	105	19
				BOLT, FLANGE, 6X16	E2	45	10	BOLT, FLANGE, 8X45	G10	84	19
									H15	105	26
					E6	49	22		I10	116	17
					G14	88	23	BOLT, FLANGE, 8X56	J4	126	12
					H13	103	22	BOLT, FLANGE, 8X65	J4	126	18
					I16	122	19	BOLT, FLANGE, 8X73	J4	126	17
				BOLT, FLANGE, 6X18	G2	76	21	BOLT, FLANGE, 8X88	J4	126	13
					H6	96	24	BOLT, FR. FORK	G14	88	21
					H10	116	18	BOLT, HANDLE LEVER PIVOT	G6	80	18
				BOLT, FLANGE, 6X20	E12	55	9		G8	82	13
					F3	62	17	BOLT, HEX., 5X20	E10	53	11
					F4	63	17		J2	124	18
					H13	103	23	BOLT, HEX., 6X10	F7	66	28
					I1	107	20	BOLT, HEX., 6X12	E1	44	4
					I7	113	25		E2	45	8
					J2	124	16	BOLT, HEX., 6X20	H16	106	13
				BOLT, FLANGE, 6X22	E3	46	8	BOLT, HEX., 6X25	F8	67	18
					E7	50	4	BOLT, HEX., 8X79	E3	46	11
					G8	82	20	BOLT, OIL, 10X22	G8	82	14
					I10	116	15	BOLT, ONE-WAY, 8MM	G10	84	13
				BOLT, FLANGE, 6X25	E12	55	14	BOLT, ROTOR SETTING	E15	58	5
					E14	57	11	BOLT, SETTING	F1	60	4
					F4	63	24		F2	61	3
					G12	86	4	BOLT, SIDE STAND PIVOT	I4	110	6
					H8	98	5	BOLT, SOCKET, 10X57	I8	114	4
					I5	111	18	BOLT, SOCKET, 6MM	E15	58	6
					I14	120	27	BOLT, SOCKET, 8X27	G14	88	15
				BOLT, FLANGE, 6X28	E1	44	5	BOLT, SOCKET, 8X30	G14	88	15
					E2	45	11	BOLT, SPECIAL FLANGE, 6X22	E9	52	8
					F2	61	9	BOLT, SPECIAL, 6X14	H9	99	7
				BOLT, FLANGE, 6X32	E12	55	15	BOLT, SPECIAL, 6X16	I4	110	7
					F1	60	12	BOLT, STOPPER TENSIONER SHAFT	E15	58	8
				BOLT, FLANGE, 6X35	E8	51	10	BOLT, STUD, 2, 6X16	H1	91	20
					H2	92	10	BOLT, STUD, 6X16	E3	46	9
				BOLT, FLANGE, 6X40	E8	51	11	BOLT, STUD, 7X29	E3	46	10
				BOLT, FLANGE, 6X45	E13	56	16	BOLT, SWINGARM PIVOT	I6	112	6

PART NAME INDEX

L 3

Part name	Address	Page	Ref.	Part name	Address	Page	Ref.	Part name	Address	Page	Ref.
COVER, STARTER MAGNETIC SWITCH	I15	121	7	FLAP, TIRE	H4	94	12	GRIP, L. HANDLE	G5	79	8
COWL SET, RR.	I9	115	3	FLOAT SET	F10	69	3	GRIP, SCREW DRIVER	J5	127	18
CRANKCASE COMP., L.	F3	62	3	FLYWHEEL COMP.	E15	58	2	GROMMET A, RR. COVER	H12	102	1
CRANKCASE COMP., R.	F3	62	1	FOLLOWER, CAM	E5	48	7	GROMMET, SIDE COVER	H6	96	17
CRANKSHAFT COMP.	F5	64	2	FORK ASSY., L. FR.	G14	88	13		H9	99	4
CRANKSHAFT, L.	F5	64	8	FORK ASSY., R. FR.	G13	87	3	GUARD, CHAIN	I6	112	9
CRANKSHAFT, R.	F5	64	7	FORK, CENTER GEARSHIFT	F8	67	3	GUARD, MUFFLER	H14	104	10
CUP SET, FUEL STRAINER	H5	95	4	FORK, L. GEARSHIFT	F8	67	2	GUARD, SIDE COWL HEAT	H9	99	2
CUSHION ASSY., RR.	I8	114	1	FORK, R. GEARSHIFT	F8	67	1	GUARD, SIDE STAND SWITCH	I4	110	5
CUSHION, C.D.I. UNIT	J1	123	1	FRAME, AIR CLEANER ELEMENT	H10	100	5	GUIDE COMP., BRAKE HOSE	G9	83	6
CUSHION, FUEL STRAINER	H12	102	5	FUSE, BLADE	I16	122	20	GUIDE COMP., LOWER BRAKE HOSE	G11	85	2
CUSHION, FUEL TANK FR.	H5	95	9	FUSE, MINI	J2	124	19	GUIDE, A.C. GENERATOR CORD	E15	58	4
CUSHION, FUEL TANK RR.	H5	95	10					GUIDE, EX. VALVE	E3	46	3
CUSHION, TAILLIGHT	H8	98	4	[G]				GUIDE, FR. FORK	G14	88	24
CYLINDER COMP.	E7	50	1	GASKET SET	F10	69	1	GUIDE, IN. VALVE	E3	46	2
CYLINDER SET, MASTER	G8	82	11	GASKET SHEET KIT A	F14	73	1	GUIDE, SPEEDOMETER CABLE	G11	85	1
CYLINDER SUB ASSY., FR. BRAKE MASTER	G8	82	5	GASKET SHEET KIT B	F15	74	1	[H]			
C.D.I. UNIT	J1	123	2	GASKET, CARBURETOR INSULATOR	E4	47	20	HANDLE, EYE WRENCH, 12MM	J6	128	20
[D]				GASKET, CRANKCASE	F3	62	2	HARNESS, WIRE	J1	123	8
DIAPHRAGM	G8	82	9		F15	74	1		J2	124	21
DISK, CLUTCH FRICTION	E9	52	3	GASKET, CYLINDER	E7	50	2	HEADLIGHT UNIT	G1	75	2
DISK, L. FR. BRAKE	H1	91	15	GASKET, CYLINDER HEAD	F14	73	1	HEAD COMP., CYLINDER	E3	46	1
DOWEL PIN, 10X12	E2	45	9	GASKET, CYLINDER HEAD	E3	46	4	HEATER ASSY.	F10	69	11
DOWEL PIN, 10X14	E6	49	27	GASKET, EX. PIPE	F14	73	1	HOLDER	G1	75	10
	F4	63	18		H14	104	1	HOLDER ASSY., FUSE	I16	122	13
DOWEL PIN, 10X20	E7	50	3	GASKET, FLOAT CHAMBER	F11	70	21	HOLDER ASSY., HELMET	J3	125	8
DOWEL PIN, 3X5	E6	49	30	GASKET, L. COVER	E12	55	4	HOLDER B2, HANDLE PIPE UPPER	G10	84	18
DOWEL PIN, 8X14	E8	51	6		E14	57	3	HOLDER COMP., FUSE	I16	122	12
	E12	55	10	GASKET, OIL FILTER CAP	E10	53	9	HOLDER SET, BRUSH	F1	60	5
	E14	57	7		F15	74	1	HOLDER, CLUTCH WIRE	F3	62	11
DRIVER 1, PLUS SCREW	J5	127	16	GASKET, R. COVER	E8	51	2	HOLDER, JET	F11	70	23
DRIVER 3, MINUS SCREW	J5	127	17		F15	74	1	HOLDER, L. LEVER BRACKET	G5	79	13
DRUM, GEARSHIFT	F8	67	5	GAUGE, OIL LEVEL	E8	51	3	HOLDER, MASTER CYLINDER	G8	82	7
DUCT, INLET	H10	100	11	GEAR A, PRIMARY DRIVE	E10	53	10	HOLDER, NEEDLE JET	F11	70	22
DUCT, IN.	H10	100	11	GEAR B, CAM DRIVEN	E5	48	4	HOLDER, OIL SEAL	F3	62	4
DUST SEAL, 17X20X2.5	H16	106	9	GEAR COMP., STARTER	F6	65	15	HOLDER, PUSH PLUG	F3	62	6
DUST SEAL, 17X24X4	I8	114	8	GEAR COMP., STARTER DRIVEN	E16	59	1	HOLDER, ROCKER ARM	E5	48	2
DUST SEAL, 17X24X5	I8	114	8	GEAR ONLY, IDLE STARTER	F7	66	16	HORN ASSY.	J1	123	10
DUST SEAL, 40X50X5	H1	91	19	GEAR, COUNTERSHAFT FIFTH	F6	65	14	HORN COMP.	J2	124	23
DUST SEAL, BRAKE CAM	H2	92	9	GEAR, COUNTERSHAFT FOURTH	F6	65	12	HOSE COMP., FR. BRAKE	G8	82	2
DUST SEAL, STEERING HEAD	G11	85	3	GEAR, COUNTERSHAFT LOW	F6	65	3	HOUSING, LOWER THROTTLE	G5	79	10
			4	GEAR, COUNTERSHAFT SECOND	F6	65	7	HOUSING, UNDER THROTTLE	G5	79	10
[E]				GEAR, COUNTERSHAFT THIRD	F6	65	10	HOUSING, UPPER THROTTLE	G5	79	9
ELEMENT, AIR CLEANER	H10	100	1	GEAR, COUNTER FIRST	F6	65	3	HUB SUB ASSY., FR.	G16	90	5
EMBLEM, PRODUCT	G9	83	12	GEAR, IDLE	E16	59	4	HUB SUB ASSY., RR.	H3	93	7
	G10	84	12	GEAR, MAINSHAFT FIFTH	F6	65	13	[I]			
EMBLEM, WING MARK	G9	83	12	GEAR, MAINSHAFT FOURTH	F6	65	11	INDICATOR, RR. BRAKE	H2	92	5
[F]				GEAR, MAINSHAFT SECOND	F6	65	6	INSULATOR COMP., CARBURETOR	E4	47	19
FENDER, FR.	G12	86	1	GEAR, MAINSHAFT THIRD	F6	65	9	INSULATOR, CARBURETOR	E3	46	5
FILTER	H10	100	2	GEAR, OIL PUMP DRIVE	E10	53	2	[J]			
FILTER COMP., AIR	H12	102	6	GEAR, REDUCTION	E16	59	2	JET COMP.	F12	71	33
FLAP, TIRE	G16	90	11	GEAR, SPEEDOMETER	G16	90	13	JET, MAIN, #95	F11	70	32
				GEAR, TIMING DRIVE	F5	64	9				
				GRIP ASSY., THROTTLE	G5	79	6				

5

PART NAME INDEX

L 4

Part name	Address	Page	Ref.	Part name	Address	Page	Ref.	Part name	Address	Page	Ref.
JET, SLOW, #35	F12	71	33	[N]				[O]			
JOINT B, BRAKE ARM	I1	107	17	NEEDLE SET, JET	F10	69	2	OIL SEAL, 12X22X5	E8	51	7
JOINT, DRIVE CHAIN	I6	112	3					OIL SEAL, 14X28X7	F4	63	20
JOINT, SHROUD	H5	95	13					OIL SEAL, 16X28X7	E8	51	12
	H7	97	25	NUT-WASHER, 6MM	F12	71	34	OIL SEAL, 20X34X7	F7	66	27
[K]					F1	60	8	OIL SEAL, 21X37X7	H1	91	18
KEY COMP.	G9	83	5	NUT B, BRAKE ROD ADJUSTING	I1	107	18	OIL SEAL, 22X35X7	F4	63	21
KEY SET	G9	83	1	NUT, BEAM ADJUSTING	G1	75	1	OIL SEAL, 25X47X6.5	H4	94	19
KEY, BLANK	G9	83	5	NUT, CAP, 6MM	G4	78	19	O-RING	F1	60	11
KEY, WOODRUFF, 25X14	E11	54	17	NUT, CAP, 7MM	H15	105	20		F2	61	7
KEY, WOODRUFF, 25X18	E11	54	17	NUT, CLIP, 6MM	H11	101	19	O-RING, 10X1.5	H5	95	5
KEY, WOODRUFF, 4MM	F5	64	10		I9	115	11	O-RING, 13.8X2.5	G4	78	17
KNOB	G3	77	4	NUT, CYLINDER HEAD	E3	46	12	O-RING, 17X2.5	E12	55	11
KNOB, TRIP	G3	77	4	NUT, FIXING	G6	80	20		E14	57	8
				NUT, FLANGE, 10MM	I11	117	15	O-RING, 17.0X2.5	F15	74	2
[L]					J4	126	23	O-RING, 18X3	E6	49	29
LABEL, ACCESSORIES & LOADING ..	J7	129	5	NUT, FLANGE, 12MM	H1	91	17	O-RING, 20X2.5	E6	49	29
LABEL, CHAIN ADJUSTER	J8	130	10	NUT, FLANGE, 14MM	I7	113	16	O-RING, 24.4X3.1	F14	73	2
LABEL, COLOR	J7	129	9	NUT, FLANGE, 16MM	H4	94	14		F15	74	2
	J8	130	9	NUT, FLANGE, 5MM	G2	76	19	O-RING, 1.3X4.3	F10	69	14
LABEL, DRIVE	J7	129	8		I14	120	24	O-RING, 20X2.5	E6	49	28
LABEL, DRIVE CHAIN	J7	129	4	NUT, FLANGE, 6MM	E3	46	13	O-RING, 22X2.8	G14	88	22
LABEL, FRENCH TRANSLATION	J7	129	7		G6	80	27	O-RING, 23X2.8	G14	88	22
LABEL, RR. CARRIER	J7	129	1		G8	82	19	O-RING, 24.4X3.1	F1	60	10
LABEL, RR. DAMPER	I8	114	3		H1	91	16		F2	61	8
LABEL, RR. DAMPER CAUTION	I8	114	3		H2	92	11	O-RING, 2.4X29	F15	74	2
LABEL, TAMPER PROOF	J7	129	6		H13	103	25	O-RING, 2.5X20	F10	69	13
LABEL, TIRE	J7	129	3		I7	113	23		E6	49	28
LENS COMP.	I11	117	3	NUT, FLANGE, 8MM	I14	120	25	O-RING, 30MM	F14	73	2
LENS COMP., TAILLIGHT	I13	119	4		H15	105	21		E12	55	13
LENS, LICENSE LIGHT	I13	119	7		I10	116	14	O-RING, 33.5X3.0	E14	57	9
LEVER COMP., CLUTCH	E8	51	4		J4	126	22		F15	74	2
LEVER SET, CHOKE	F10	69	8	NUT, HEX., 10MM	J4	126	21	O-RING, 35X3	E3	46	16
LEVER, L. STEERING HANDLE	G6	80	15	NUT, HEX., 5MM	G2	76	25		E4	47	16
LEVER, R. STEERING HANDLE	G8	82	12		G14	88	20	O-RING, 63X3	F14	73	2
LIGHT ASSY., LICENSE	I14	120	29	NUT, HEX., 6MM	H16	106	14		F4	63	22
					I16	122	17	O-RING, 7X1.7	F15	74	2
[M]				NUT, HEX., 8MM	I7	113	21	O-RING, 9X1.6	E12	55	12
MAINSHAFT COMP.	F6	65	1		I7	113	21		F15	74	2
MAINSHAFT COMP., TRANSMISSION ..	F6	65	1	NUT, LOCK	G6	80	19	O-RING, 9.4X2.4	F4	63	23
MARK, DRIVE CAUTION	J8	130	11						F15	74	2
MARK, FR.	J9	131	2	NUT, LOCK, 16MM	E11	54	15	O-RING, 9.8X1.9	E4	47	17
MARK, L. SHROUD	J10	132	6	NUT, MUFFLER JOINT, 7MM	H15	105	29		E11	54	19
MARK, RR.	J9	131	1	NUT, SIDE STAND	I4	110	8	O-RING, 9.8X1.9	F15	74	2
MARK, R. SHROUD	J9	131	5	NUT, SPECIAL, 4MM	I14	120	19		E2	45	7
	J10	132	5	NUT, SPECIAL, 6X1.0	G1	75	13	OUTER COMP., CLUTCH	F14	73	2
MAT, FR. VISOR	G1	75	7	NUT, STEERING STEM	G10	84	15	OUTER COMP., STARTING CLUTCH ..	E9	52	1
MIRROR COMP., BACK	G6	80	17	NUT, TAPPET ADJUSTING	E6	49	24	OUTER, STARTING CLUTCH	E15	58	11
MIRROR COMP., L.	G7	81	32	NUT, U, 10MM	I5	111	15		E15	58	11
MIRROR COMP., R.	G6	80	31		I8	114	6	[P]			
MOTOR ASSY., STARTING	F1	60	1	NUT, U, 14MM	I7	113	16	PACKING, EX.	H15	105	14
	F2	61	1	NUT, U, 6MM	H1	91	16	PACKING, FUEL STRAINER CUP	H5	95	1
MUFFLER SUB ASSY.	H14	104	5		H2	92	11	PACKING, HEAD COVER	E1	44	2
				NUT, U, 8MM	H4	94	15		E2	45	4
									F14	73	1

PART NAME INDEX

L 5

Part name	Address	Page	Ref.	Part name	Address	Page	Ref.	Part name	Address	Page	Ref.
PACKING, LENS	I13	119	9	PLUG, CONE	I10	116	13	RUBBER, SPEEDOMETER MOUNTING..	G3	77	10
PACKING, MUFFLER	H15	105	14	PLUG, PIN	G15	89	13	RUBBER, STAND	I4	110	12
PACKING, PROTECTOR	H14	104	2	PLUG, SPARK	E4	47	18	RUBBER, STEP	I2	108	6
				PROTECTOR COMP., MUFFLER	H14	104	11	RUBBER, TAILLIGHT	I9	115	1
PACKING, TAILLIGHT LENS	I13	119	2	PROTECTOR, EX. PIPE	H14	104	9	RUBBER, TANK GUARD	J3	125	2
PAD SET, FR.	G15	89	2	PROTECTOR, MIDDLE ARM	H16	106	10				
PANEL COMP., RR. BRAKE	H2	92	2	PUMP ASSY., OIL	E10	53	1	[S]			
PEDAL COMP., BRAKE	H16	106	7					SCREEN SET, FUEL STRAINER	H5	95	3
PEDAL COMP., CHANGE	H16	106	1	[R]				SCREEN, OIL FILTER	F3	62	9
PIECE, OIL LOCK	G13	87	9	RATCHET, KICK STARTER	F13	72	2	SCREW-WASHER, 4X10	G4	78	23
PIECE, OIL LOCKING	G13	87	9	RECTIFIER ASSY., REGULATOR	J1	123	5	SCREW-WASHER, 4X12	F11	70	29
PINION, KICK STARTER	F13	72	1	RECTIFIER ASSY., SILICON	J1	123	6		G8	82	18
PIN B, DOWEL, 3X5	E6	49	30	RECTIFIER COMP., SILICON	J1	123	7	SCREW-WASHER, 4X16	F11	70	27
PIN C, JOINT	I1	107	19	REFLECTOR, REFLEX	I13	119	10	SCREW-WASHER, 5X12	F11	70	28
PIN, HANGER	G15	89	14	RELAY, WINKER	J1	123	13	SCREW-WASHER, 5X14	H11	101	23
PIN, LOCK, 8MM	E11	54	18	RETAINER	G15	89	7	SCREW SET A	F10	69	6
PIN, MAIN STEP BAR JOINT	I2	108	1	RETAINER, GEAR BOX	G16	90	7	SCREW SET B	F10	69	10
PIN, PISTON	F5	64	5	RETAINER, VALVE SPRING	E6	49	19	SCREW, BLEEDER	G15	89	4
PIN, SPLIT, 2.0X12	H16	106	15	RIM, FR. WHEEL	G16	90	8	SCREW, FLAT, 4X12	E10	53	13
PIN, SPLIT, 2.0X15	I3	109	18	RIM, RR. WHEEL	H3	93	9		G8	82	17
PIN, SPLIT, 3.0X28	H16	106	16	RING	F1	60	6	SCREW, FLAT, 6X30	E10	53	14
PIN, SPLIT, 3.0X45	J5	127	11		F2	61	4	SCREW, FLAT, 8X31	H4	94	13
PIN, SPRING, 2X14	J5	127	12	RING SET, PISTON	F5	64	3	SCREW, OVAL, 5X12	E10	53	12
PIN, SPRING, 3X10	E8	51	9	RING, BACK UP	G13	87	6	SCREW, OVAL, 5X18	G4	78	18
PIN, STEP BAR JOINT	I2	108	2	RING, OIL SEAL STOP	G14	88	17	SCREW, PAN, 2X6	G4	78	16
PIPE COMP., AIR SUCTION	E2	45	1	RING, OIL SEAL STOPPER	G14	88	17	SCREW, PAN, 4X12	G7	81	36
PIPE COMP., EX.	H14	104	6	RING, PISTON	G13	87	10	SCREW, PAN, 4X32	G6	80	22
PIPE COMP., FR. FORK	G13	87	5	RIVET, BLIND, 2.4X7	J4	126	14	SCREW, PAN, 4X45	G6	80	23
PIPE, L. SUPPORT	J3	125	11	ROD COMP., RR. BRAKE	H16	106	5	SCREW, PAN, 4X8	G2	76	15
	J4	126	11	ROD KIT, CONNECTING	F5	64	1	SCREW, PAN, 5X10	H11	101	21
PIPE, R. SUPPORT	J3	125	10	ROD, CLUTCH LIFTER	E9	52	7	SCREW, PAN, 5X12	G2	76	16
PIPE, SEAT	G13	87	11	ROD, PUSH	E5	48	13	SCREW, PAN, 5X16	G6	80	24
PIPE, STEERING HANDLE	G9	83	7	ROLLER, 3X8.5	E6	49	34	SCREW, PAN, 5X18	G14	88	19
PISTON	F5	64	4	ROLLER, 4X10	F8	67	17	SCREW, PAN, 5X20	G6	80	25
PISTON, 27X31	G15	89	3	ROLLER, CHAIN	I6	112	13		I14	120	22
PIVOT, GEARSHIFT DRUM STOPPER	F8	67	14	ROTOR COMP., OIL FILTER	E10	53	5	SCREW, PAN, 5X28	H11	101	22
PLATE A2, FIXING	F7	66	18	ROTOR, NEUTRAL SWITCH	F8	67	13	SCREW, PAN, 5X50	G2	76	17
PLATE COMP., INNER VISOR FR. .	G1	75	9	ROTOR, OIL PUMP INNER	E10	53	3	SCREW, SIDE STAND PIVOT	I5	111	14
PLATE COMP., RATCHET GUIDE ...	F13	72	7	ROTOR, OIL PUMP OUTER	E10	53	4	SCREW, SPECIAL, 6X8	H6	96	20
PLATE, CLUTCH	E9	52	4	RUBBER	H7	97	26		I11	117	13
PLATE, CLUTCH LIFTER	E9	52	6		I15	121	1	SCREW, TAPPET ADJUSTING	E6	49	23
PLATE, CLUTCH PRESSURE	E9	52	5	RUBBER A, FUEL TANK	H5	95	7	SCREW, TAPPING, 3X12	G6	80	26
PLATE, DIAPHRAGM	G8	82	10	RUBBER A, SEAT CUSHION	J3	125	9	SCREW, TAPPING, 3X16	G10	84	17
PLATE, GEARSHIFT	F8	67	10	RUBBER B, SEAT SETTING	H8	98	3	SCREW, TAPPING, 4X10	G2	76	18
PLATE, L. ENGINE HANGER UPPER	J3	125	4	RUBBER, CHAMBER RR. MOUNTING ..	H14	104	8		H9	99	9
PLATE, L. FR. ENGINE HANGER ..	J3	125	6	RUBBER, CHANGE PEDAL	H16	106	2	SCREW, TAPPING, 4X12	G4	78	15
PLATE, L. RR. ENGINE HANGER				RUBBER, FR. FENDER MOUNTING ...	I13	119	14		I11	117	14
	UPPER	J3	125	RUBBER, GEAR CHANGE PEDAL	H16	106	2	SCREW, TAPPING, 4X14	G4	78	15
PLATE, PILLION STEP	I2	108	11	RUBBER, INNER VISOR	G1	75	8	SCREW, TAPPING, 4X35	I14	120	23
PLATE, REGISTERED NUMBER	J7	129	2	RUBBER, MUFFLER MOUNTING	H15	105	15	SCREW, TAPPING, 5X16	H11	101	24
PLATE, R. FR. ENGINE HANGER ..	J3	125	5	RUBBER, PILLION STEP	I2	108	10	SCREW, TAPPING, 5X8	I7	113	20
PLATE, R. UPPER ENGINE HANGER	J3	125	3	RUBBER, PROTECTOR	H14	104	4	SEAL SET, FR. FORK	G13	87	12
PLATE, SET	G7	81	35	RUBBER, PROTECTOR MOUNTING	H14	104	12	SEAL SET, PISTON	G15	89	1
PLATE, SPRING STOPPER	E5	48	11	RUBBER, SEAT HINGE	I13	119	15	SEAL, AIR CLEANER	H10	100	6
PLATE, STAY	F11	70	16	RUBBER, SHOCK	I16	122	14				9
PLATE, STEP RUBBER SETTING ...	I2	108	7	RUBBER, SIDE COVER	H15	105	18	SEAL, DUST	G14	88	18
PLATE, TUBE CLAMP	E2	45	3	RUBBER, SPEEDOMETER	H6	96	16	SEAL, VALVE STEM	E5	48	1
PLUG, BEARING PUSH	F3	62	7		I9	115	2	SEAT COMP., DOUBLE	H8	98	2
PLUG, BREATHER TUBE	H10	100	15								

PART NAME INDEX

L 6

Part name	Address	Page	Ref.	Part name	Address	Page	Ref.	Part name	Address	Page	Ref.
SEAT, RR. BRAKE CAM	H2	92	4	SPRING, OIL THROUGH	E10	53	8	TAPE, MAGIC	J5	127	6
SEAT, VALVE SPRING	E6	49	20	SPRING, PAD	G15	89	6	TERMINAL SET, BRUSH	F1	60	2
SEPARATOR COMP.	G8	82	8	SPRING, REBOUND	G13	87	7	TERMINAL, EARTH	F10	69	12
SEPARATOR SUB ASSY., AIR CLEANER	H10	100	10	SPRING, SHIFT DRUM STOPPER	F8	67	8	THREAD, STEERING HEAD TOP	G11	85	6
SET RING, 20MM	E9	52	10	SPRING, SIDE STAND	I4	110	11	THROUGH, OIL	E10	53	7
	F7	66	25	SPRING, SIDE STAND SUB	I4	110	3	TIRE, FR.	G16	90	9
SHAFT, CAM FOLLOWER	E5	48	8	SPRING, STEP RETURN	I2	108	4	TIRE, RR.	H3	93	10
SHAFT, CAM GEAR	E5	48	9	SPRING, STOP SWITCH	H16	106	4	T-JOINT	H12	102	4
SHAFT, GEARSHIFT FORK GUIDE ..	F8	67	4	SPRING, THRUST	E5	48	6	TOP SET	F10	69	4
SHAFT, IDLE GEAR	E16	59	5	SPRING, VALVE	E5	48	18	TUBE	F11	70	25
SHAFT, REDUCTION GEAR	E16	59	3	SPROCKET, DRIVE	F7	66	17	TUBE A, INNLET	H12	102	13
SHAFT, ROCKER ARM	E5	48	15	SPROCKET, FINAL DRIVEN	H3	93	3	TUBE COMP., AIR VENT	F11	70	26
SHEET, HEADLIGHT SHADE	G2	76	24	SPRATOR COMP.	E15	58	3	TUBE, 8X35	H13	103	21
SHOE SET, BRAKE	H2	92	1	STAY COMP., WINKER	I11	117	6	TUBE, AIR CLEANER CONNECTING ..	H10	100	7
SHROUD SET, L.	H6	96	15	STAY, COUPLER	G4	78	13	TUBE, AIR SUCTION VALVE CONTROL	H12	102	10
SHROUD SET, R.	H5	95	14	STAY, HEADLIGHT LOWER	G1	75	11	TUBE, BREATHER	H11	101	16
	H6	96	14	STAY, L. HEADLIGHT	G9	83	11	TUBE, BREATHER DRAIN	H10	100	14
SLIDER, CHAIN	I6	112	11	STAY, NUMBER BRACKET	I14	120	18	TUBE, EXCHANGE	H12	102	11
SLIDER, THROTTLE	G5	79	11	STAY, NUMBER PLATE BRACKET	I14	120	18	TUBE, FUEL	H5	95	12
SOCKET COMP.	G3	77	8	STAY, R. HEADLIGHT	G9	83	10	TUBE, REED VALVE	H12	102	9
SOCKET COMP., HEADLIGHT	G1	75	3	STAY, SPEEDOMETER	G4	78	14	TUBE, SUCTION	H12	102	8
SOCKET COMP., L. FR. WINKER ..	I11	117	2	STEM SUB ASSY., STEERING	G11	85	5	TUBE, TIRE	G16	90	10
SOCKET COMP., L. RR. WINKER ..	I11	117	11	STEP COMP., L.	I2	108	5		H4	94	11
SOCKET COMP., R. RR. WINKER ..	I11	117	5	STEP COMP., R.	I2	108	3	[V]			
			8	STOPPER COMP., GEARSHIFT DRUM	F8	67	7	VALVE ASSY., AIR SUCTION	H12	102	7
SPACER B	H10	100	4	STOPPER, KEY BODY	J5	127	4	VALVE COMP., FLOAT	F11	70	20
SPACER B, BATTERY	H10	100	4	STRIPE A, L. SHROUD	J10	132	8	VALVE SET, THROTTLE	F10	69	7
SPACER, NEUTRAL SWITCH	F3	62	13	STRIPE A, R. SHROUD	J10	132	7	VALVE, EX.	E5	48	17
SPANNER, 10X12	J5	127	14	STRIPE B, L. SHROUD	J10	132	10	VALVE, IN.	E5	48	16
SPANNER, 14X17	J5	127	15	STRIPE B, R. SHROUD	J10	132	9	VISOR SET, FR.	G1	75	6
SPEEDOMETER ASSY.	G3	77	3	STRIPE, L. TANK SHROUD	J9	131	4		G2	76	23
SPEEDOMETER COMP.	G3	77	5	STRIPE, R. TANK SHROUD	J9	131	3	[W]			
SPINDLE COMP., GEARSHIFT	F8	67	9	SUB TANK, RESONATOR	H12	102	12	WASHER A, SPLINE, 20MM	F7	66	24
SPINDLE, KICK STARTER	F13	72	3	SUSPENSION, FUSE	I16	122	15	WASHER A, THRUST, 20MM	F7	66	22
SPOKE SET A,	H1	91	22	SUSPENSION, FUSE CASE	J1	123	11		F13	72	8
			23	SUSPENSION, WINKER RELAY	I16	122	15	WASHER B, SPLINE, 20MM	E9	52	9
SPOKE SET A, 10X206	H1	91	23	SWINGARM SUB ASSY., RR.	J2	124	14	WASHER B, THRUST, 14MM	E6	49	25
SPOKE SET A, 10X206.5	H1	91	22	SWITCH ASSY., CLUTCH	J7	124	22	WASHER B, THRUST, 20MM	F7	66	23
SPOKE SET A, RR.	H3	93	1	SWITCH ASSY., COMBINATION & LOCK	G5	79	5	WASHER O-RING KIT A	F14	73	2
SPOKE SET B, RR.	H3	93	2	SWITCH ASSY., ENGINE STOP	G7	81	33	WASHER O-RING KIT B	F15	74	2
SPRING ASSY., SIDE STAND	I4	110	4	SWITCH ASSY., FR. STOP	G8	82	1	WASHER, 10MM	J4	126	19
SPRING A, BRAKE ROD	H16	106	6	SWITCH ASSY., RR. STOP	H16	106	3	WASHER, 10X24	E15	58	9
SPRING SET, BRAKE PEDAL	H16	106	8	SWITCH ASSY., STARTER MAGNETIC	I15	121	10	WASHER, 15.5X22	I1	107	24
SPRING, BEARING PUSH	F3	62	8	SWITCH ASSY., THERMOSTAT	J1	123	9	WASHER, 16MM	E11	54	16
SPRING, BRAKE SHOE	H2	92	6		J2	124	22	WASHER, 6MM	F8	67	15
SPRING, CAMSHAFT	E5	48	10	SWITCH ASSY., WINKER	G5	79	4	WASHER, 6X20	I7	113	17
SPRING, CAM DRIVEN	E5	48	5	SWITCH COMP., ENGINE STOP	G6	80	28		I14	120	21
SPRING, CARBON BRUSH	F1	60	3	SWITCH COMP., STARTER MAGNETIC	I15	121	11	WASHER, 6X9	J5	127	8
SPRING, CLUTCH	E9	52	11	SWITCH COMP., WINKER	G5	79	4		J5	127	9
SPRING, CLUTCH LEVER	E8	51	5	SWITCH SET, SIDE STAND	I4	110	1	WASHER, 6.5X20	G12	86	3
SPRING, FR. FORK	G13	87	4	SWITCH SET, STARTER KILL	G5	79	3		I7	113	18
SPRING, FR. REBOUND	G13	87	7	[T]					J5	127	9
SPRING, GEARSHIFT PLATE	F8	67	11	TAILLIGHT UNIT	I13	119	1		J5	127	9
SPRING, GEARSHIFT RETURN	F8	67	12	TANK COMP., FUEL	H5	95	6		I7	113	17
SPRING, GEARSHIFT RETURN	F8	67	12								
SPRING, KICK STARTER	F13	72	5								
	I1	107	23								
SPRING, KICK STARTER RATCHET	F13	72	4								
SPRING, OIL FILTER SCREEN	F3	62	10								



PART NAME INDEX

L 7

Part name	Address	Page	Ref.	Part name	Address	Page	Ref.	Part name	Address	Page	Ref.
WASHER, 6.5X20	I14	120	21								
	J5	127	8								
WASHER, 8MM	H4	94	16								
WASHER, BUSH	H16	106	11								
WASHER, CHAIN CASE	H9	99	8								
	H11	101	20								
WASHER, CHAIN CASE SETTING ...	G1	75	14								
	H9	99	8								
	H11	101	20								
WASHER, CHAIN SLIDER	I6	112	12								
WASHER, GEAR	H1	91	14								
WASHER, OIL BOLT	G8	82	15								
WASHER, OIL SEAL	G13	87	6								
WASHER, PLAIN, 12MM	E3	46	14								
WASHER, PLAIN, 3MM	J5	127	10								
WASHER, PLAIN, 5MM	G2	76	20								
	H11	101	29								
	I14	120	26								
WASHER, PLAIN, 6MM	H15	105	22								
WASHER, PLAIN, 8MM	H15	105	23								
	I3	109	17								
WASHER, PLATE, 12MM	E3	46	14								
WASHER, RR. AXLE	H4	94	17								
WASHER, RUBBER	G1	75	12								
WASHER, SEALING, 6MM	E1	44	3								
	E2	45	6								
	F14	73	2								
WASHER, SEALING, 8MM	E3	46	15								
	F14	73	2								
WASHER, SPECIAL, 8MM	G14	88	16								
WASHER, SPEEDOMETER GEAR	G16	90	14								
WASHER, SPRING, 6MM	I16	122	18								
WASHER, STEEL PLATE	F1	60	9								
	F2	61	6								
WASHER, STEERING STEM	G10	84	16								
WASHER, THRUST, 12MM	F13	72	10								
WASHER, THRUST, 14MM	F8	67	16								
WASHER, THRUST, 15MM	F7	66	19								
			20								
WASHER, THRUST, 16MM	F13	72	9								
WASHER, THRUST, 16.5MM	F7	66	21								
WASHER, THRUST, 19MM	F13	72	11								
WASHER, THRUST, 24X10	I5	111	17								
WASHER, THRUST, 24X13	I5	111	16								
WASHER, WAVE, 12MM	E6	49	26								
WEIGHT, PILLION STEP	I2	108	12								
WHEEL SUB ASSY., FR.	G16	90	6								
WHEEL SUB ASSY., RR.	H3	93	8								
WINKER ASSY., L. FR.	I12	118	21								
WINKER ASSY., L. RR.	I12	118	23								
WINKER ASSY., R. FR.	I11	117	20								
WINKER ASSY., R. RR.	I12	118	22								
WRENCH, BOX	J6	128	19								
WRENCH, EYE, 24MM	J6	128	21								

1

FOREWORD INDEX

2

ENGINE GROUP

3

FRAME GROUP

4

PART NUMBER INDEX

5

PART NAME INDEX

HONDA
The Power of Dreams