



# ***XR125LEK/XL125LEK/XR150LEK***

**XR125LEK<sub>E</sub>  
XL125LEK<sub>E</sub>  
XR150LEK<sub>E</sub>**

**PARTS CATALOGUE**

**1**

---

**FOREWORD INDEX**

**1**

---

**ENGINE GROUP**

**2**

---

**FRAME GROUP**

**3**

---

**PART NUMBER INDEX**

**4**

---

**PART NAME INDEX**

**5**

---



**Instruction for use of parts catalogue**

- **This parts catalogue has been created as of February 10, 2014.**
  - Since this date, the sales practice for repair parts may have been changed or the parts may have been eliminated (listed for those not for sale).
  - The modified information is reflected on the latest Electronic Parts Catalogue (EPC). Also, refer to the parts catalogue news for any change.
  - See the parts catalogue news for any revision that is made after February 10, 2014.
- **Always specify the part number when ordering a part.**
  - Check the model, type, serial numbers, color, maker, and the size as needed before ordering a part.
  - Note that the illustrations (part drawings) can differ from the actual parts in shape. They are given just to help you to refer to the parts.
- **When modifications or additions to this parts catalogue are made, a revised edition will be issued at an appropriate time, with successively progressing revision numbers on the cover. We recommend obtaining such revisions in order to keep your parts catalogue up-to-date at all times. To check whether a parts catalogue revision has been issued, please contact your Honda distributor.**

Initial version issue date  
February 10, 2014  
**Honda Motor Co., Ltd.**

**CONTENTS**

	Page	Address No.
● Instruction for use of parts catalogue .....	1	B 1
● How to refer to the part information .....	2	B 2
● Part catalogue structure .....	3	B 3
● When the parts were revised .....	5	B 5
● Abbreviations used in the parts catalogue .....	5	B 5
● Part block and serial number check .....	6	B 6
● Color label attachment position check .....	6	B 6
● Models, parts catalogue codes and applicable serial numbers .....	7	B 7
● Color label .....	8	B 8
● Color chart .....	9	B 9
● Fuel hose, general purpose hoses and vinyl hose .....	19	C 3
● FLAT RATE SERVICE TIME .....	23	C 7
● Illustrated index .....	28	C12
● ENGINE GROUP .....	36	E 1
● FRAME GROUP .....	59	G 1
● PART NO. INDEX .....	112	K 1
● PART NAME INDEX .....	117	L 1

How to refer to the part information

A Reference with "Illustrated index"

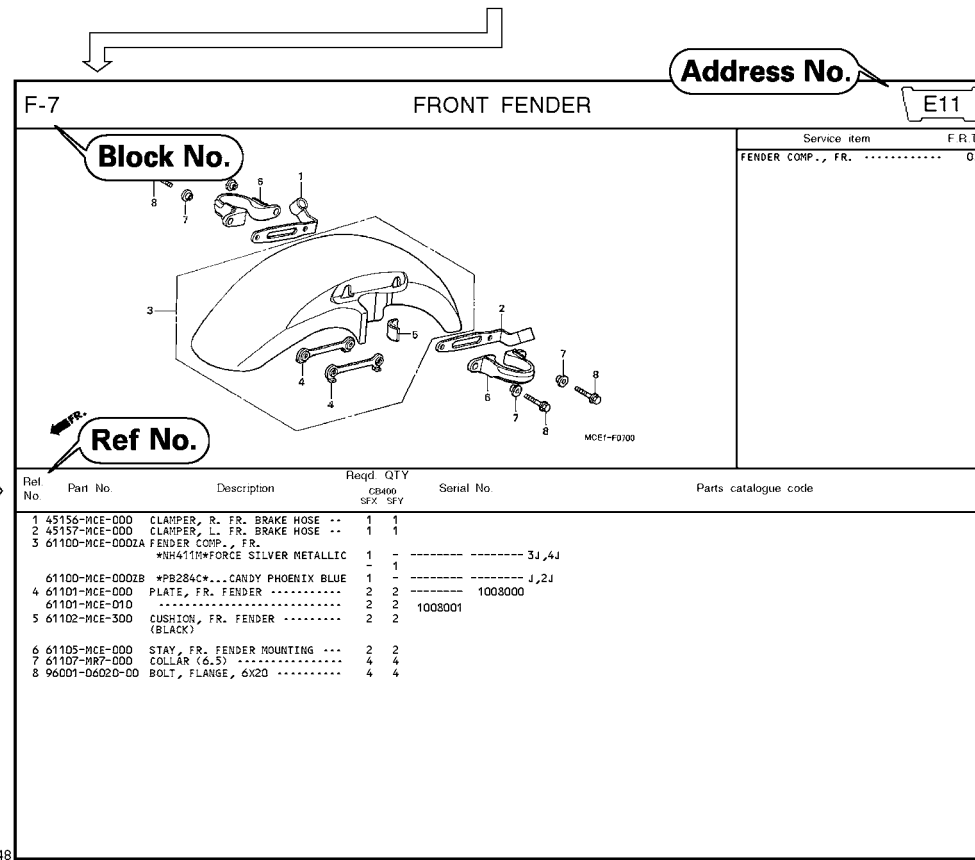


B Reference with "Part number index"

PART NO. INDEX					
Part Number	Address	Page	Rel.	Part Number	Address Page Rel.
04000				13323-MY9-751	C12 28 10 14921
04911-MCE-000	C10	26	1	13324-MY9-751	C12 28 10 14931
				13325-MY9-751	C12 28 10 14931
				13327-MY9-751	C12 28 10 14931
06000				14000	14931
06405-MY9-P00	F13	67	3	14100-MCE-000	B13 13 2 14931
06405-MY9-P10	F13	67	3	14200-MCE-000	B13 13 3 14931
06410-MY9-860	F2	56	1	14321-MCE-000	B16 16 2 14931
06435-MCE-006	F1	55	1	14401-MCE-003	B16 16 3 14931
06451-769-405	E13	51	2	14510-MBE-000	B16 16 4 14941
06451-443-405	F1	55	2	14520-MY9-691	B16 16 4 14941
06451-MA7-405	E13	51	1	14524-MY9-690	B16 16 6 14941
06455-MCE-006	E13	51	3	14546-MCE-000	B16 16 7 14941
				14620-MY9-691	B16 16 8 14941
11000				14711-MCE-000	B13 13 4 14941
11210-MCE-000	C9	25	1	14712-MCE-000	B13 13 5 14941
11330-MCE-305	C2	18	1	14721-MCE-000	B13 13 6 14941
11333-KT8-000	C6	22	1	14722-MCE-000	B13 13 7 14941
11335-MCE-000	C2	18	2	14730-MCE-000	B13 13 8 14941
11360-MCE-000	C7	23	1	14731-MCE-000	B13 13 9 14941
11365-MCE-000	C7	23	2	14731-MY9-751	B13 13 10 14941
11396-MY9-000	C2	18	3	14751-KY2-000	B13 13 11 14941
11631-MCE-000	C5	21	1	14751-MCE-000	B13 13 12 14941
11691-MY9-000	C5	21	2	14761-MCE-000	B13 13 13 14941

C Reference with "Part name index"

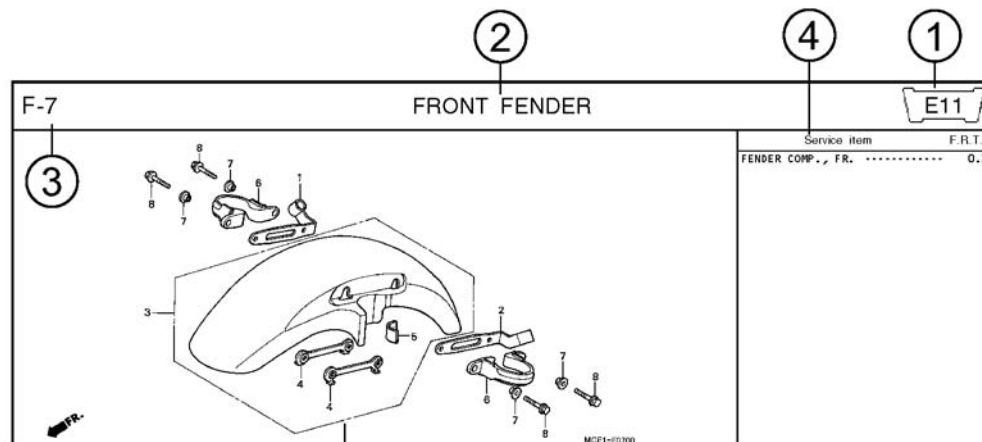
PART NAME INDEX					
Part name	Address	Page	Ref.	Part name	Address Page Ref.
[ A ]				BOLT , CHANG I	
ADJUSTER , CHAIN	F13	67	5	BOLT , CLUTC H	
ARM COMP. , SEA R CHANGE	F10	64	1	BOLT , CONNECT	
ARM , L. MAIN STEP	F11	65	8	BOLT , DISK , 6	
ARM , L. PILLI O STEP	F11	65	12	BOLT , DISK , 8	
ARM , R. MAIN STEP	F11	65	5	BOLT , DRAIN I	
ARM , R. PILLI O STEP	F11	65	11	BOLT , FLANG E	
AUT O DOC K ASSY. , FUEL	F4	58	2	BOLT , FLANG E	
AXLE , FR. WHEEL	E14	52	3	BOLT , FLANG E	
AXLE , RR. WHEEL	F2	56	5	BOLT , FLANG E	
[ B ]				BOLT , FLANG E	
BAG , AIR PRESSUR E GAUGE	F67	77	4	BOLT , FLANG E	
BAG , SERVICE BOOK	F67	77	1	BOLT , FLANG E	
BAG , TOOL	F67	77	3	BOLT , FLANG E	
BALL , STEEL	F11	65	20	BOLT , FLANG E	
BAND , A , INSULATOR	B11	11	11	BOLT , FLANG E	
BAND , B , INSULATOR	B11	11	12	BOLT , FLANG E	
BAND , AIR CLEANER CONNECTING				BOLT , FLANG E	
BAND , U-LOCK	F8	62	22	BOLT , FLANG E	
BAND , WIRE	F16	70	5	BOLT , FLANG E	
	C10	26	14		
	E5	43	21		
	G4	74	1R		



Page No.

2000.09.01 E

Part catalogue structure



Ref. No.	Part No.	Description	Reqd. QTY CB400 SFX SFY	Serial No.	Parts catalogue code
1	45156-MCE-000	CLAMPER, R. FR. BRAKE HOSE ..	1 1		
2	45157-MCE-000	CLAMPER, L. FR. BRAKE HOSE ..	1 1		
3	61100-MCE-000ZA	FENDER COMP., FR. *NH411M*FORCE SILVER METALLIC	1 -	----- 3J,4J	
	61100-MCE-000ZB	*PB284C*...CANDY PHOENIX BLUE	- 1	----- J,2J	
4	61101-MCE-000	PLATE, FR. FENDER .....	2 2	1008000	
	61101-MCE-010	.....	2 2	1008001	
5	61102-MCE-300	CUSHION, FR. FENDER .....	2 2		
		(BLACK)			

① Address number

• Address No. is provided (in place of the page No.) to help you refer to the part with the part No. or part name.

② Block title ③ Block number

④ Service item/Flat rate time

⑤ Reference number

• Title number marked with the parenthesis or parentheses indicates that it continues from the previous page.

⑥ Part number ⑦ Honda color code

⑧ Description

⑨ Assemblies

• Sections framed with broken lines in the exploded view drawings are available as complete assemblies. (Their individual parts can also be obtained.)

⑩ Color description

⑪ Note

• Notes are shown with the parentheses in the part name column.

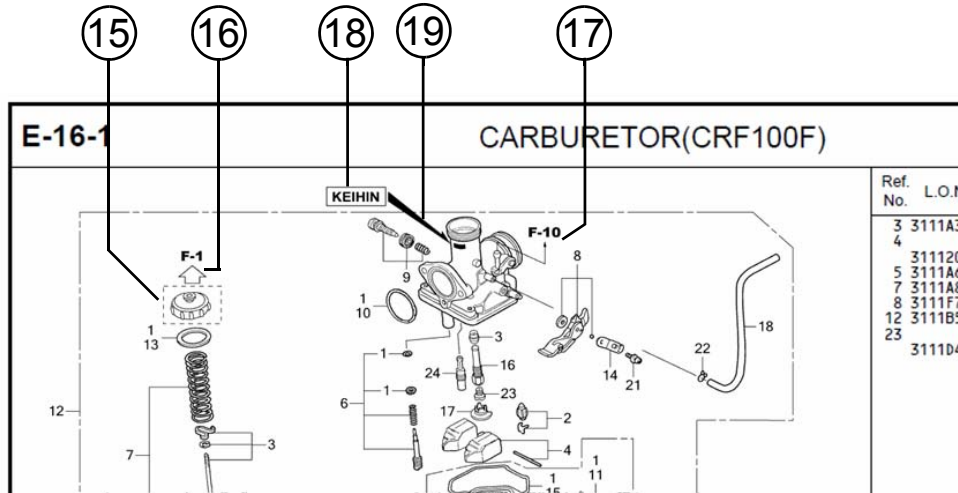
⑫ Required quantity

• Reqd. QTY shown in the parenthesis or parentheses indicates the optional part.  
• Reqd. QTY marked with "N" indicates the optional part that should be selected as needed.  
• Reqd. QTY indicates the number of the part used in the block.

⑬ Serial number

⑭ Parts catalogue code

• When the parts catalogue code column is blank, it indicates that the part is applicable to all codes.



⑮   
 • Parts enclosed within a dotted line are covered in a different block.

⑯   
 • A hollow arrow indicates the block No. for the parts enclosed within a dotted line .


⑰   
 • A solid arrow indicates the block No. the part in question is connected to.

⑱ **Replacement Identification Information for Designated Part No.**

⑲ **Location of Replacement Identification Information for Designated Part No.**

- If an arrow mark is indicated in 19, the part is incompatible with a different part No.
- Make sure to order the part of the same manufacture, including the component part.
- To make an order, indicate the part No., which includes the symbol displayed on the applicable section of the part to be replaced.

**When the parts were revised**



Ref. No.	Part No.	Description	Reqd. QTY		Serial No.
			CB400 SFX	SFY	
1	45156-MCE-000	CLAMPER, R. FR. BRAKE HOSE ..	1	1	
2	45157-MCE-000	CLAMPER, L. FR. BRAKE HOSE ..	1	1	
3	61100-MCE-000ZA	FENDER COMP., FR. *NH411M*FORCE SILVER METALLIC	1	-	-----3J,4J
	61100-MCE-000ZB	*PB284C*...CANDY PHOENIX BLUE	1	-	-----J,2J
4	61101-MCE-000	PLATE, FR. FENDER (###).....	2	2	-----1008000
	61101-MCE-010	.....	2	2	-----1008001
5	61102-MCE-300	CUSHION, FR. FENDER ..... (BLACK)	2	2	
6	61105-MCE-000	STAY, FR. FENDER MOUNTING ...	2	2	
7	61107-MR7-000	COLLAR (6,5) .....	4	4	
8	96001-06020-00	BOLT, FLANGE, 6X20 .....	4	4	

The number has been used from the initial model without revision.

When shown at the left side, it is applicable to the models of No.1008001 and the subsequent numbers.

When shown at the right side, it is applicable to the models up to No.1008000.

The parts listed with "###" at the end of the parts name have limited supply period (parts not for sale).

**Abbreviations used in the parts catalogue**



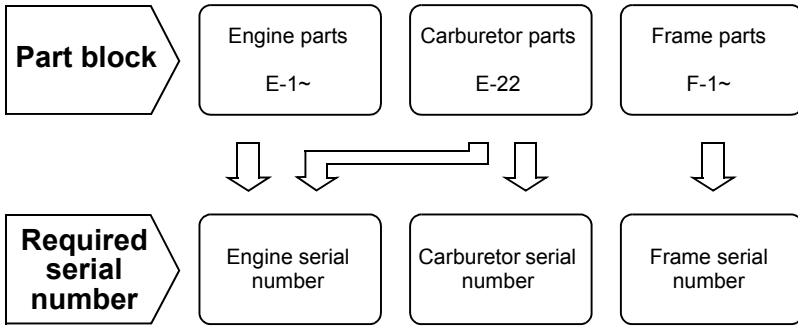
\* "L." or "R." in the description of a part stands for the LEFT hand side or the RIGHT hand side. Determine the left or right as if you were in the motorcycle seat.

**The following abbreviations are used in this parts catalogue.**

- A ..... Ampere
- ABS ..... Anti-lock brake system
- A.C. .... Alternating current
- A.M. .... Attaching mark
- ASSY. .... Assembly
- C.D.I. .... Capacitive discharge ignition
- COMP. ... Complete
- D.C. .... Direct current
- EX. .... Exhaust
- FR. .... Front
- G ..... Gram
- HEX. .... Hexagonal
- IN. .... Inlet
- KPH ..... Kilometers per hour
- L. ....Left
- L (100L) .Link (100 Links)
- L.E.D. ....Light emitted diode
- MM .....Millimeter
- MPH .....Miles per hour
- R. ....Right
- RR. ....Rear
- STD. ....Standard
- T (22T) ...Tooth (22 Teeth)
- TCS .....Traction control system
- T.M. ....Transcript mark
- V .....Volt
- W .....Watt
- WL .....With labelling
- WOL .....Without labelling



### Part block and serial number check

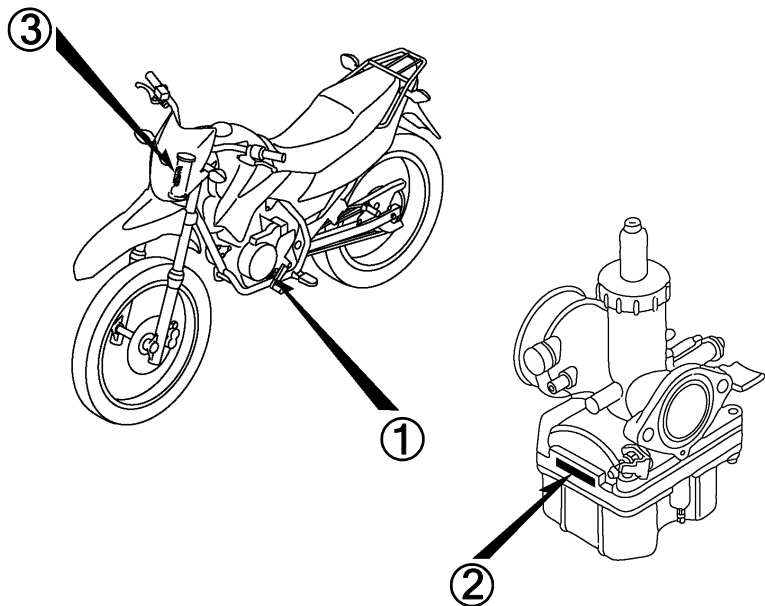


Check point

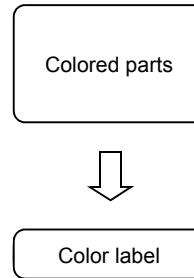
①

②


③



### Color label attachment position check



④



### Models, parts catalogue codes and applicable serial numbers

Models, parts catalogue codes and applicable serial Nos. given in this parts catalogue can be identified as follows.

Parts with parts catalogue codes are exclusive for models destined for countries designated.

If no area codes are listed, parts are for common use.

Model	Area code	Type	Applicable engine serial No.	Applicable frame serial No.	Applicable carburetor identification No.
XR125LEKE	3LA	Latin America			PDN2J A
	DK	General export (KPH)			
	SA	South Africa			PDN2H A
XL125LEKE	2SA	South Africa			PDN2H A
XR150LEKE	1LA	Latin America			PDN2P A
	3LA				PDN2M A
	DK	General export (KPH)			
	NZ	New Zealand			PDN2P A
	SA	South Africa			

\* Of carburetor/throttle body identification numbers, only the portions underlined in the example below are used for registration.

PDN2J A KC ア

**Color label**

**1**

- When ordering parts, check the model name, main color, and code by observing the “COLOR LABEL” on the vehicle.
- When ordering a colored part, use the color chart in the instruction for use of parts catalogue.

<b>VFR800FIW</b> <b>COLOR R-157</b> <b>CODE R157</b>	MODEL		VFR800FIW					
	No.	COLOR	Sparkling silver metallic	Mute black metallic	Applicable model		Applicable block No.	Re
		CODE	NH-295M	NH-359M	Initial applicable model	Final applicable model		
	Name of colored parts	Basic part No.	NH295	NH359				
1								
2								
3								
4								
5								
6								
7								
8								
9								
10								

**Color chart**

- When ordering a colored part, refer to the chart below and use a part number consisting of the relevant basic part number to which has been added a part color code.

**XR125LEK (XR125LEKE).....3LA**

No.	MODEL		XR125LEKE						
	COLOR		Fighting red	Black	Ross white	Applicable model		Applicable block No.	Ref. No.
	CODE		R-134	NH-1	NH-196	Initial applicable model	Final applicable model		
	Name of colored parts	Basic part No.	R134	NH1	NH196				
1	BODY COMP., FRAME	50100-KRH-A00	ZB	ZB	ZB			F-39	1
2	BRIDGE COMP., FORK TOP	53300-KRH-660	ZA	ZA	ZA			F-7	7
3	CARRIER COMP., RR.	81200-KRH-780	ZA	ZA	ZA			F-34	5
4	COVER SET, R. SIDE	83510-KRH-900	ZB	ZB	ZB			F-24	3
5	COVER, L. FR. SIDE	83601-KRH-900	ZA	ZA	ZA			F-24	7
6	COVER, L. SIDE	83600-KRH-900	ZB	ZB	ZB			F-24	6
7	COVER, R. FR. SIDE	83501-KRH-900	ZA	ZA	ZA			F-24	1
8	COWL SET, RR.	80100-KRH-900	ZB	ZB	ZB			F-34	4
9	FENDER, FR.	61100-KRH-660	ZA	ZC	ZB			F-10	1
10	HUB SUB ASSY., RR.	42635-KRH-780	ZA	ZA	ZA			F-19-10	7
11	LABEL, DRIVE CAUTION	87560-KYY-600	ZB	ZB	ZB			F-49	6
12	MARK, FR.	61315-KRH-900	ZC	ZC	ZC			F-50	2
13	MARK, RR.	61310-KRH-900	ZC	ZC	ZC			F-50	1
14	PANEL COMP., RR. BRAKE	43100-KRH-900	ZA	ZA	ZA			F-18	2
15	PIPE, STEERING HANDLE	53100-KRH-900	ZA	ZA	ZA			F-7	5
16	PROTECTOR, EX. PIPE	18345-KRH-900	ZA	ZA	ZA			F-27	9

XR125LEK (XR125LEKE).....3LA

No.	MODEL		XR125LEKE						
	COLOR		Fighting red	Black	Ross white	Applicable model		Applicable block No.	Ref. No.
	CODE		R-134	NH-1	NH-196	Initial applicable model	Final applicable model		
	Name of colored parts	Basic part No.	R134	NH1	NH196				
17	SEAT COMP., DOUBLE	77200-KRH-780	ZB	ZB	ZB			F-23	2
18	SHROUD SET, L. TANK	19200-KRH-620	ZC	ZB	ZA			F-21	13
19	SHROUD SET, R. TANK	19100-KRH-620	ZC	ZB	ZA			F-21	12
20	STRIPE A, L. TANK SHROUD	86192-KRH-660	ZC	ZB	ZA			F-50	6
21	STRIPE A, R. TANK SHROUD	86191-KRH-660	ZC	ZB	ZA			F-50	4
22	STRIPE B, L. TANK SHROUD	86194-KRH-620	ZC	ZB	ZA			F-50	9
23	STRIPE B, R. TANK SHROUD	86193-KRH-620	ZC	ZB	ZA			F-50	7
24	SWINGARM SUB ASSY., RR.	52200-KRH-780	ZA	ZA	ZA			F-32	14
25	TANK COMP., FUEL	17510-KRH-900	ZA	ZA	ZA			F-21	2
26	VISOR SET, FR.	61300-KRH-660	ZA	ZA	ZA			F-1	11
27	WHEEL SUB ASSY., RR.	42650-KRH-A00	ZA	ZA	ZA			F-19-10	8

**XR125LEK (XR125LEKE).....DK,SA**

No.	MODEL		XR125LEKE						
	COLOR		Fighting red	Black	Ross white	Applicable model		Applicable block No.	Ref. No.
	CODE		R-134	NH-1	NH-196	Initial applicable model	Final applicable model		
	Name of colored parts	Basic part No.	R134	NH1	NH196				
1	BODY COMP., FRAME	50100-KRH-A00	ZB	ZB	ZB			F-39	1
2	BRIDGE COMP., FORK TOP	53300-KRH-660	ZA	ZA	ZA			F-7	7
3	CARRIER COMP., RR.	81200-KRH-780	ZA	ZA	ZA			F-34	5
4	COVER SET, R. SIDE	83510-KRH-900	ZB	ZB	ZB			F-24	3
5	COVER, L. FR. SIDE	83601-KRH-900	ZA	ZA	ZA			F-24	7
6	COVER, L. SIDE	83600-KRH-900	ZB	ZB	ZB			F-24	6
7	COVER, R. FR. SIDE	83501-KRH-900	ZA	ZA	ZA			F-24	1
8	COWL SET, RR.	80100-KRH-900	ZB	ZB	ZB			F-34	4
9	FENDER, FR.	61100-KRH-660	ZA	ZC	ZB			F-10	1
10	HUB SUB ASSY., RR.	42635-KRH-780	ZA	ZA	ZA			F-19-10	7
11	LABEL, DRIVE CAUTION	87560-KYY-600	ZB	ZB	ZB			F-49	6
12	LABEL, RR. CARRIER	81220-KV8-860	ZA	ZA	ZA			F-49	1
13	MARK, FR.	61315-KRH-900	ZC	ZC	ZC			F-50	2
14	MARK, RR.	61310-KRH-900	ZC	ZC	ZC			F-50	1
15	PANEL COMP., RR. BRAKE	43100-KRH-900	ZA	ZA	ZA			F-18	2
16	PIPE, STEERING HANDLE	53100-KRH-900	ZA	ZA	ZA			F-7	5
17	PROTECTOR, EX. PIPE	18345-KRH-900	ZA	ZA	ZA			F-27	9
18	SEAT COMP., DOUBLE	77200-KRH-780	ZB	ZB	ZB			F-23	2



**XR125LEK (XR125LEKE).....DK,SA**

**1**

No.	MODEL		XR125LEKE						
	COLOR		Fighting red	Black	Ross white	Applicable model		Applicable block No.	Ref. No.
	CODE		R-134	NH-1	NH-196	Initial applicable model	Final applicable model		
	Name of colored parts	Basic part No.	R134	NH1	NH196				
19	SHROUD SET, L. TANK	19200-KRH-620	ZC	ZB	ZA			F-21	13
20	SHROUD SET, R. TANK	19100-KRH-620	ZC	ZB	ZA			F-21	12
21	STRIPE A, L. TANK SHROUD	86192-KRH-660	ZC	ZB	ZA			F-50	6
22	STRIPE A, R. TANK SHROUD	86191-KRH-660	ZC	ZB	ZA			F-50	4
23	STRIPE B, L. TANK SHROUD	86194-KRH-620	ZC	ZB	ZA			F-50	9
24	STRIPE B, R. TANK SHROUD	86193-KRH-620	ZC	ZB	ZA			F-50	7
25	SWINGARM SUB ASSY., RR.	52200-KRH-780	ZA	ZA	ZA			F-32	14
26	TANK COMP., FUEL	17510-KRH-900	ZA	ZA	ZA			F-21	2
27	VISOR SET, FR.	61300-KRH-660	ZA	ZA	ZA			F-1	11
28	WHEEL SUB ASSY., RR.	42650-KRH-A00	ZA	ZA	ZA			F-19-10	8

## XL125LEK (XL125LEKE)

No.	MODEL		XL125LEKE					Applicable block No.	Ref. No.
	COLOR		Fighting red	Ross white	Applicable model				
	CODE		R-134	NH-196	Initial applicable model	Final applicable model			
	Name of colored parts	Basic part No.	R134	NH196					
1	BODY COMP., FRAME	50100-KRH-640	ZA	ZA			F-39	1	
2	BRIDGE COMP., FORK TOP	53300-KRH-660	ZA	ZA			F-7	7	
3	CARRIER COMP., RR.	81200-KRH-780	ZA	ZA			F-34	5	
4	COVER SET, R. SIDE	83510-KRH-900	ZB	ZB			F-24	3	
5	COVER, L. FR. SIDE	83601-KRH-900	ZA	ZA			F-24	7	
6	COVER, L. SIDE	83600-KRH-900	ZB	ZB			F-24	6	
7	COVER, R. FR. SIDE	83501-KRH-900	ZA	ZA			F-24	1	
8	COWL SET, RR.	80100-KRH-900	ZB	ZB			F-34	4	
9	FENDER, FR.	61100-KRH-660	ZA	ZB			F-10	1	
10	HUB SUB ASSY., FR.	44635-KRH-780	ZA	ZA			F-14-10	6	
11	HUB SUB ASSY., RR.	42635-KRH-780	ZA	ZA			F-19-10	7	
12	MARK, FR.	61315-KRH-900	ZC	ZC			F-50	2	
13	MARK, RR.	61310-KRH-900	ZC	ZC			F-50	1	
14	PANEL COMP., RR. BRAKE	43100-KRH-900	ZA	ZA			F-18	2	
15	PANEL SUB COMP., FR. BRAKE	45010-KRH-780	ZA	ZA			F-13	7	
16	PIPE, STEERING HANDLE	53100-KRH-640	ZA	ZA			F-7	5	
17	PROTECTOR, EX. PIPE	18345-KRH-900	ZA	ZA			F-27	9	
18	SEAT COMP., DOUBLE	77200-KRH-780	ZB	ZB			F-23	2	



## XL125LEK (XL125LEKE)

No.	MODEL		XL125LEKE					Applicable block No.	Ref. No.
	COLOR		Fighting red	Ross white	Applicable model				
	CODE		R-134	NH-196	Initial applicable model	Final applicable model			
	Name of colored parts	Basic part No.	R134	NH196					
19	SHROUD SET, L. TANK	19200-KRH-640	ZB	ZA			F-21	13	
20	SHROUD SET, R. TANK	19100-KRH-640	ZB	ZA			F-21	12	
21	STRIPE, L. TANK SHROUD	86192-KRH-640	ZB	ZA			F-50	5	
22	STRIPE, R. TANK SHROUD	86191-KRH-640	ZB	ZA			F-50	3	
23	SWINGARM SUB ASSY., RR.	52200-KRH-780	ZA	ZA			F-32	14	
24	TANK COMP., FUEL	17510-KRH-900	ZA	ZA			F-21	2	
25	VISOR SET, FR.	61300-KRH-660	ZA	ZA			F-1	11	
26	WHEEL SUB ASSY., FR.	44650-KRH-780	ZA	ZA			F-14-10	7	
27	WHEEL SUB ASSY., RR.	42650-KRH-780	ZA	ZA			F-19-10	8	

XR150LEK (XR150LEKE).....1LA,3LA

No.	MODEL		XR150LEKE						
	COLOR		Fighting red	Black	Ross white	Applicable model		Applicable block No.	Ref. No.
	CODE		R-134	NH-1	NH-196	Initial applicable model	Final applicable model		
	Name of colored parts	Basic part No.	R134	NH1	NH196				
1	BODY COMP., FRAME	50100-KRH-A00	ZB	ZB	ZB			F-39	1
2	BRIDGE COMP., FORK TOP	53300-KRH-660	ZA	ZA	ZA			F-7	7
3	CARRIER COMP., RR.	81200-KRH-780	ZA	ZA	ZA			F-34	5
4	COVER SET, L. SIDE	83650-KRH-660	ZA	ZA	ZA			F-24	8
5	COVER SET, R. SIDE	83550-KRH-660	ZA	ZA	ZA			F-24	4
6	COVER, L. FR. SIDE	83601-KRH-900	ZA	ZA	ZA			F-24	7
7	COVER, R. FR. SIDE	83501-KRH-900	ZA	ZA	ZA			F-24	1
8	COWL SET, RR.	80100-KRH-900	ZB	ZB	ZB			F-34	4
9	FENDER, FR.	61100-KRH-660	ZA	ZC	ZB			F-10	1
10	HUB SUB ASSY., RR.	42635-KRH-650	ZA	ZA	ZA			F-19-10	7
11	LABEL, DRIVE CAUTION	87560-KYY-600	ZB	ZB	ZB			F-49	6
12	MARK, FR.	61315-KRH-900	ZC	ZC	ZC			F-50	2
13	MARK, RR.	61310-KRH-900	ZC	ZC	ZC			F-50	1
14	PANEL COMP., RR. BRAKE	43100-KRH-900	ZA	ZA	ZA			F-18	2
15	PIPE, STEERING HANDLE	53100-KRH-900	ZA	ZA	ZA			F-7	5
16	PROTECTOR, EX. PIPE	18345-KRH-900	ZA	ZA	ZA			F-27	9
17	SEAT COMP., DOUBLE	77200-KRH-780	ZB	ZB	ZB			F-23	2
18	SHROUD SET, L. TANK	19200-KRH-660	ZC	ZB	ZA			F-21	13



XR150LEK (XR150LEKE).....1LA,3LA

No.	MODEL		XR150LEKE						
	COLOR		Fighting red	Black	Ross white	Applicable model		Applicable block No.	Ref. No.
	CODE		R-134	NH-1	NH-196	Initial applicable model	Final applicable model		
	Name of colored parts	Basic part No.	R134	NH1	NH196				
19	SHROUD SET, R. TANK	19100-KRH-660	ZC	ZB	ZA			F-21	12
20	STRIPE A, L. TANK SHROUD	86192-KRH-660	ZC	ZB	ZA			F-50	6
21	STRIPE A, R. TANK SHROUD	86191-KRH-660	ZC	ZB	ZA			F-50	4
22	STRIPE B, L. TANK SHROUD	86194-KRH-660	ZC	ZB	ZA			F-50	10
23	STRIPE B, R. TANK SHROUD	86193-KRH-660	ZC	ZB	ZA			F-50	8
24	STRIPE, L. SIDE COVER	86832-KRH-660	ZA	ZA	ZA			F-50	12
25	STRIPE, R. SIDE COVER	86831-KRH-660	ZA	ZA	ZA			F-50	11
26	SWINGARM SUB ASSY., RR.	52200-KRH-780	ZA	ZA	ZA			F-32	14
27	TANK COMP., FUEL	17510-KRH-900	ZA	ZA	ZA			F-21	2
28	VISOR SET, FR.	61300-KRH-660	ZA	ZA	ZA			F-1	11
29	WHEEL SUB ASSY., RR.	42650-KRH-650	ZA	ZA	ZA			F-19-10	8

XR150LEK (XR150LEKE).....DK,NZ,SA

No.	MODEL		XR150LEKE						
	COLOR		Fighting red	Black	Ross white	Applicable model		Applicable block No.	Ref. No.
	CODE		R-134	NH-1	NH-196	Initial applicable model	Final applicable model		
	Name of colored parts	Basic part No.	R134	NH1	NH196				
1	BODY COMP., FRAME	50100-KRH-A00	ZB	ZB	ZB			F-39	1
2	BODY COMP., FRAME	50100-KRH-A40	ZB	ZB	ZB			F-39	1
3	BRIDGE COMP., FORK TOP	53300-KRH-660	ZA	ZA	ZA			F-7	7
4	CARRIER COMP., RR.	81200-KRH-780	ZA	ZA	ZA			F-34	5
5	COVER SET, L. SIDE	83650-KRH-660	ZA	ZA	ZA			F-24	8
6	COVER SET, R. SIDE	83550-KRH-660	ZA	ZA	ZA			F-24	4
7	COVER, L. FR. SIDE	83601-KRH-900	ZA	ZA	ZA			F-24	7
8	COVER, R. FR. SIDE	83501-KRH-900	ZA	ZA	ZA			F-24	1
9	COWL SET, RR.	80100-KRH-900	ZB	ZB	ZB			F-34	4
10	FENDER, FR.	61100-KRH-660	ZA	ZC	ZB			F-10	1
11	HUB SUB ASSY., RR.	42635-KRH-650	ZA	ZA	ZA			F-19-10	7
12	LABEL, DRIVE CAUTION	87560-KYY-600	ZB	ZB	ZB			F-49	6
13	LABEL, RR. CARRIER	81220-KV8-860	ZA	ZA	ZA			F-49	1
14	MARK, FR.	61315-KRH-900	ZC	ZC	ZC			F-50	2
15	MARK, RR.	61310-KRH-900	ZC	ZC	ZC			F-50	1
16	PANEL COMP., RR. BRAKE	43100-KRH-900	ZA	ZA	ZA			F-18	2
17	PIPE, STEERING HANDLE	53100-KRH-900	ZA	ZA	ZA			F-7	5
18	PROTECTOR, EX. PIPE	18345-KRH-900	ZA	ZA	ZA			F-27	9



XR150LEK (XR150LEKE).....DK,NZ,SA

1

No.	MODEL		XR150LEKE						
	COLOR		Fighting red	Black	Ross white	Applicable model		Applicable block No.	Ref. No.
	CODE		R-134	NH-1	NH-196	Initial applicable model	Final applicable model		
	Name of colored parts	Basic part No.	R134	NH1	NH196				
19	SEAT COMP., DOUBLE	77200-KRH-780	ZB	ZB	ZB			F-23	2
20	SHROUD SET, L. TANK	19200-KRH-660	ZC	ZB	ZA			F-21	13
21	SHROUD SET, R. TANK	19100-KRH-660	ZC	ZB	ZA			F-21	12
22	STRIPE A, L. TANK SHROUD	86192-KRH-660	ZC	ZB	ZA			F-50	6
23	STRIPE A, R. TANK SHROUD	86191-KRH-660	ZC	ZB	ZA			F-50	4
24	STRIPE B, L. TANK SHROUD	86194-KRH-660	ZC	ZB	ZA			F-50	10
25	STRIPE B, R. TANK SHROUD	86193-KRH-660	ZC	ZB	ZA			F-50	8
26	STRIPE, L. SIDE COVER	86832-KRH-660	ZA	ZA	ZA			F-50	12
27	STRIPE, R. SIDE COVER	86831-KRH-660	ZA	ZA	ZA			F-50	11
28	SWINGARM SUB ASSY., RR.	52200-KRH-780	ZA	ZA	ZA			F-32	14
29	TANK COMP., FUEL	17510-KRH-900	ZA	ZA	ZA			F-21	2
30	VISOR SET, FR.	61300-KRH-660	ZA	ZA	ZA			F-1	11
31	WHEEL SUB ASSY., RR.	42650-KRH-650	ZA	ZA	ZA			F-19-10	8

## Fuel hose, general purpose hoses and vinyl hose

- The standard part fuel hose, general purpose hose and vinyl hose may be substituted by the coiled bulk part.
- When ordering the standard part fuel hose, general purpose hose and vinyl hose use the bulk part number written in the parts catalogue in brackets ( ) underneath the part name, or use the catalogue below.  
(The bulk part standard length is 1 m, however, those displayed in the catalogue < > are available in 3 m and 8 m lengths.)
- When exchanging the hose, cut and use at the specified length as mentioned in the part name.  
(For the method of cutting the bulk part, and method of filling out orders etc., please refer to the service manual and the instructions issued with the bulk part.)
- The list below is a catalogue of the standard part numbers and bulk part numbers. Note that those numbers are applicable to the listed replacement parts only.

Fuel hoses/Tubes			
Standard part No.	Bulk part No.	Bulk part	
		Inner diameter (mm)	Length (m)
95001-30xxx-2x	95001-30001-20M	3.0	1
95001-30xxx-3x	95001-30001-30M	3.0	1
95001-30xxx-4x	95001-30001-40M	3.0	1
95001-35xxx-2x	95001-35001-50M <95001-35003-50M>	3.5	1 3
95001-35xxx-3x	95001-35001-60M <95001-35003-60M>	3.5	1 3
95001-35xxx-4x	95001-35001-60M <95001-35003-60M>	3.5	1 3
95001-35xxx-5x	95001-35001-50M <95001-35003-50M>	3.5	1 3
95001-35xxx-6x	95001-35001-60M <95001-35003-60M>	3.5	1 3
95001-45xxx-2x	95001-45001-50M <95001-45003-50M>	4.5	1 3
95001-45xxx-3x	95001-45001-60M <95001-45003-60M> <95001-45008-60M>	4.5	1 3 8
95001-45xxx-4x	95001-45001-60M <95001-45003-60M> <95001-45008-60M>	4.5	1 3 8
95001-45xxx-5x	95001-45001-50M <95001-45003-50M>	4.5	1 3
95001-45xxx-6x	95001-45001-60M <95001-45003-60M> <95001-45008-60M>	4.5	1 3 8
95001-55xxx-2x	95001-55001-50M <95001-55003-50M> <95001-55008-50M>	5.5	1 3 8

Fuel hoses/Tubes			
Standard part No.	Bulk part No.	Bulk part	
		Inner diameter (mm)	Length (m)
95001-55xxx-3x	95001-55001-60M <95001-55003-60M> <95001-55008-60M>	5.5	1 3 8
95001-55xxx-4x	95001-55001-60M <95001-55003-60M> <95001-55008-60M>	5.5	1 3 8
95001-55xxx-5x	95001-55001-50M <95001-55003-50M> <95001-55008-50M>	5.5	1 3 8
95001-55xxx-6x	95001-55001-60M <95001-55003-60M> <95001-55008-60M>	5.5	1 3 8
95001-75xxx-2x	95001-75001-50M <95001-75003-50M>	7.5	1 3
95001-75xxx-3x	95001-75001-60M <95001-75003-60M> <95001-75008-60M>	7.5	1 3 8
95001-75xxx-4x	95001-75001-60M <95001-75003-60M> <95001-75008-60M>	7.5	1 3 8
95001-75xxx-5x	95001-75001-50M <95001-75003-50M>	7.5	1 3
95001-75xxx-6x	95001-75001-60M <95001-75003-60M> <95001-75008-60M>	7.5	1 3 8
95001-80xxx-2x	95001-80001-50M	8.0	1
95001-80xxx-3x	95001-80001-60M	8.0	1
95001-80xxx-4x	95001-80001-60M	8.0	1
95001-80xxx-5x	95001-80001-50M	8.0	1
95001-80xxx-6x	95001-80001-60M	8.0	1

Vinyl tube				
Standard part No.	Bulk part No.	Bulk part		
		Inner dia- meter (mm)	Outer dia-meter (mm)	Length (m)
95003-01xxx-3x	95003-01001-60M <95003-01003-60M>	2.9	6.8	1 3
95003-01xxx-60	95003-01001-60M <95003-01003-60M>	2.9	6.8	1 3
95003-03xxx-3x	95003-03001-60M <95003-03003-60M>	3.0	6.0	1 3
95003-03xxx-60	95003-03001-60M <95003-03003-60M>	3.0	6.0	1 3
95003-05xxx-3x	95003-05001-60M <95003-05003-60M> <95003-05008-60M>	3.5	6.5	1 3 8
95003-05xxx-60	95003-05001-60M <95003-05003-60M> <95003-05008-60M>	3.5	6.5	1 3 8
95003-07xxx-1x	95003-07001-10M <95003-07003-10M> <95003-07008-10M>	4.0	7.0	1 3 8
95003-07xxx-20	95003-07001-10M <95003-07003-10M> <95003-07008-10M>	4.0	7.0	1 3 8
95003-07xxx-3x	95003-07001-60M <95003-07003-60M> <95003-07008-60M>	4.0	7.0	1 3 8
95003-07xxx-60	95003-07001-60M <95003-07003-60M> <95003-07008-60M>	4.0	7.0	1 3 8
95003-07xxx-7x	95003-07001-70M <95003-07003-70M> <95003-07008-70M>	4.0	7.0	1 3 8
95003-08xxx-1x	95003-08001-10M <95003-08003-10M> <95003-08008-10M>	4.5	6.5	1 3 8
95003-09xxx-3x	95003-09001-60M <95003-09003-60M>	4.5	8.0	1 3
95003-09xxx-60	95003-09001-60M <95003-09003-60M>	4.5	8.0	1 3
95003-10xxx-1x	95003-10001-10M <95003-10003-10M>	5.0	8.0	1 3
95003-10xxx-20	95003-10001-10M <95003-10003-10M>	5.0	8.0	1 3
95003-10xxx-3x	95003-10001-60M <95003-10003-60M>	5.0	8.0	1 3
95003-10xxx-60	95003-10001-60M <95003-10003-60M>	5.0	8.0	1 3
95003-11xxx-3x	95003-11001-60M <95003-11003-60M> <95003-11008-60M>	5.0	9.0	1 3 8
95003-11xxx-60	95003-11001-60M <95003-11003-60M> <95003-11008-60M>	5.0	9.0	1 3 8
95003-12xxx-1x	95003-12001-10M <95003-12003-10M> <95003-12008-10M>	5.0	7.0	1 3 8
95003-12xxx-20	95003-12001-10M <95003-12003-10M> <95003-12008-10M>	5.0	7.0	1 3 8

Vinyl tube				
Standard part No.	Bulk part No.	Bulk part		
		Inner dia- meter (mm)	Outer dia-meter (mm)	Length (m)
95003-14xxx-1x	95003-14001-10M <95003-14003-10M>	6.0	9.0	1 3
95003-14xxx-20	95003-14001-10M <95003-14003-10M>	6.0	9.0	1 3
95003-14xxx-3x	95003-14001-60M <95003-14003-60M>	6.0	9.0	1 3
95003-17xxx-1x	95003-17001-10M <95003-17003-10M>	7.0	9.0	1 3
95003-19xxx-1x	95003-19001-10M <95003-19003-10M> <95003-19008-10M>	7.0	11.0	1 3 8
95003-19xxx-20	95003-19001-10M <95003-19003-10M> <95003-19008-10M>	7.0	11.0	1 3 8
95003-19xxx-3x	95003-19001-60M <95003-19003-60M> <95003-19008-60M>	7.0	11.0	1 3 8
95003-19xxx-60	95003-19001-60M <95003-19003-60M> <95003-19008-60M>	7.0	11.0	1 3 8
95003-21xxx-1x	95003-21001-10M <95003-21003-10M>	8.0	9.0	1 3
95003-21xxx-20	95003-21001-10M <95003-21003-10M>	8.0	9.0	1 3
95003-23xxx-1x	95003-23001-10M <95003-23003-10M>	8.0	12.0	1 3
95003-23xxx-20	95003-23001-10M <95003-23003-10M>	8.0	12.0	1 3
95003-23xxx-3x	95003-23001-60M <95003-23003-60M> <95003-23008-60M>	8.0	12.0	1 3 8
95003-23xxx-60	95003-23001-60M <95003-23003-60M> <95003-23008-60M>	8.0	12.0	1 3 8
95003-25xxx-1x	95003-25001-10M <95003-25003-10M>	9.0	11.0	1 3
95003-25xxx-20	95003-25001-10M <95003-25003-10M>	9.0	11.0	1 3
95003-25xxx-3x	95003-25001-60M <95003-25003-60M>	9.0	11.0	1 3
95003-25xxx-7x	95003-25001-70M <95003-25003-70M>	9.0	11.0	1 3
95003-27xxx-1x	95003-27001-10M <95003-27003-10M>	9.0	13.0	1 3
95003-27xxx-20	95003-27001-10M <95003-27003-10M>	9.0	13.0	1 3
95003-27xxx-3x	95003-27001-60M <95003-27003-60M>	9.0	13.0	1 3
95003-27xxx-60	95003-27001-60M <95003-27003-60M>	9.0	13.0	1 3
95003-33xxx-1x	95003-33001-10M <95003-33003-10M>	10.0	14.0	1 3
95003-33xxx-20	95003-33001-10M <95003-33003-10M>	10.0	14.0	1 3

Vinyl tube				
Standard part No.	Bulk part No.	Bulk part		
		Inner dia- meter (mm)	Outer dia-meter (mm)	Length (m)
95003-36xxx-1x	95003-36001-10M <95003-36003-10M> <95003-36008-10M>	11.0	13.0	1 3 8
95003-36xxx-20	95003-36001-10M <95003-36003-10M> <95003-36008-10M>	11.0	13.0	1 3 8
95003-37xxx-3x	95003-37001-60M <95003-37003-60M>	11.0	15.0	1 3
95003-37xxx-60	95003-37001-60M <95003-37003-60M>	11.0	15.0	1 3
95003-38xxx-1x	95003-38001-10M <95003-38003-10M>	12.0	13.0	1 3
95003-38xxx-20	95003-38001-10M <95003-38003-10M>	12.0	13.0	1 3
95003-39xxx-1x	95003-39001-10M <95003-39003-10M>	12.0	14.0	1 3
95003-39xxx-20	95003-39001-10M <95003-39003-10M>	12.0	14.0	1 3
95003-40xxx-20	95003-40001-10M <95003-40003-10M>	12.0	16.0	1 3
95003-40xxx-3x	95003-40001-60M <95003-40003-60M>	12.0	16.0	1 3
95003-40xxx-60	95003-40001-60M <95003-40003-60M>	12.0	16.0	1 3
95003-43xxx-1x	95003-43001-10M <95003-43003-10M> <95003-43008-10M>	13.0	15.0	1 3 8
95003-43xxx-20	95003-43001-10M <95003-43003-10M> <95003-43008-10M>	13.0	15.0	1 3 8
95003-45xxx-1x	95003-45001-10M <95003-45003-10M> <95003-45008-10M>	14.0	18.0	1 3 8
95003-45xxx-20	95003-45001-10M <95003-45003-10M> <95003-45008-10M>	14.0	18.0	1 3 8
95003-50xxx-1x	95003-50001-10M <95003-50003-10M>	16.0	19.0	1 3
95003-50xxx-20	95003-50001-10M <95003-50003-10M>	16.0	19.0	1 3
95003-50xxx-3x	95003-50001-60M <95003-50003-60M>	16.0	19.0	1 3
95003-55xxx-1x	95003-55001-10M <95003-55003-10M>	17.5	20.5	1 3
95003-55xxx-20	95003-55001-10M <95003-55003-10M>	17.5	20.5	1 3
95003-60xxx-1x	95003-60001-10M <95003-60003-10M>	22.0	27.0	1 3
95003-60xxx-20	95003-60001-10M <95003-60003-10M>	22.0	27.0	1 3
95003-60xxx-3x	95003-60001-60M <95003-60003-60M>	22.0	27.0	1 3
95003-60xxx-60	95003-60001-60M <95003-60003-60M>	22.0	27.0	1 3

General purpose hoses			
Standard part No.	Bulk part No.	Bulk part	
		Inner diameter (mm)	Length (m)
95005-11xxx-3x	95005-11001-30M	11.0	1
95005-11xxx-5x	95005-11001-50M	11.0	1
95005-12xxx-1x	95005-12001-10M <95005-12003-10M>	12.0	1 3
95005-12xxx-2x	95005-12001-20M	12.0	1
95005-12xxx-3x	95005-12001-30M	12.0	1
95005-12xxx-5x	95005-12001-50M	12.0	1
95005-14xxx-1x	95005-14001-10M	14.0	1
95005-14xxx-2x	95005-14001-20M <95005-14003-20M>	14.0	1 3
95005-14xxx-3x	95005-14001-30M	14.0	1
95005-14xxx-5x	95005-14001-50M	14.0	1
95005-17xxx-1x	95005-17001-10M	17.0	1
95005-17xxx-2x	95005-17001-20M	17.0	1
95005-17xxx-3x	95005-17001-30M	17.0	1
95005-17xxx-5x	95005-17001-50M	17.0	1
95005-30xxx-3x	95005-30001-30M	3.0	1
95005-30xxx-5x	95005-30001-50M	3.0	1
95005-35xxx-1x	95005-35001-10M <95005-35003-10M> <95005-35008-10M>	3.5	1 3 8
95005-35xxx-2x	95005-35001-20M	3.5	1
95005-35xxx-3x	95005-35001-30M	3.5	1
95005-35xxx-4x	95005-35001-10M <95005-35003-10M> <95005-35008-10M>	3.5	1 3 8
95005-35xxx-5x	95005-35001-50M	3.5	1
95005-45xxx-1x	95005-45001-10M <95005-45003-10M> <95005-45008-10M>	4.5	1 3 8
95005-45xxx-2x	95005-45001-20M	4.5	1
95005-45xxx-3x	95005-45001-30M	4.5	1

General purpose hoses			
Standard part No.	Bulk part No.	Bulk part	
		Inner diameter (mm)	Length (m)
95005-45xxx-4x	95005-45001-10M <95005-45003-10M> <95005-45008-10M>	4.5	1 3 8
95005-45xxx-5x	95005-45001-50M	4.5	1
95005-50xxx-3x	95005-50001-30M <95005-50003-30M>	5.0	1 3
95005-50xxx-5x	95005-50001-50M	5.0	1
95005-55xxx-1x	95005-55001-10M <95005-55003-10M> <95005-55008-10M>	5.3	1 3 8
95005-55xxx-2x	95005-55001-20M <95005-55003-20M>	5.3	1 3
95005-55xxx-4x	95005-55001-10M <95005-55003-10M> <95005-55008-10M>	5.3	1 3 8
95005-65xxx-1x	95005-65001-10M <95005-65003-10M>	6.5	1 3
95005-65xxx-2x	95005-65001-20M	6.5	1
95005-70xxx-3x	95005-70001-30M <95005-70003-30M>	7.0	1 3
95005-70xxx-5x	95005-70001-50M	7.0	1
95005-75xxx-1x	95005-75001-10M <95005-75003-10M>	7.3	1 3
95005-75xxx-2x	95005-75001-20M	7.3	1
95005-80xxx-1x	95005-80001-10M <95005-80003-10M>	8.0	1 3
95005-80xxx-2x	95005-80001-20M	8.0	1
95005-80xxx-3x	95005-80001-30M	8.0	1
95005-80xxx-5x	95005-80001-50M	8.0	1
95005-91xxx-3x	95005-91001-30M	12.0	1
95005-91xxx-5x	95005-91001-50M	12.0	1
95005-92xxx-3x	95005-92001-30M	12.0	1
95005-92xxx-5x	95005-92001-50M	12.0	1

NOTE: X is displayed to represent the omitted numerals and letters of the roman alphabet.

⊙ **CAUTION: It is DANGEROUS to confuse the fuel hose with the general purpose hose or vinyl hose.**

Never use a general purpose hose or vinyl hose in place of a fuel hose or vice versa. Always use the correct bulk part in the parts catalogue, according to the service manual or the instructions issued with the bulk part.



• Bulk part number of fuel hose, general purpose hose and vinyl hose.

(Example)

9 5 0 0 1 - 7 5 0 0 1 - 5 0 M

**Bulk part number:** Refers to the bulk part.

**Marking code (hose type):** (fuel hose and general purpose hose)

**Change code (for added hose):** (Vinyl hose)

- Indicates number mark or change sequence, however, the code for the bulk part must be strictly 0 (zero).

**Types of code:**

- Fuel hose
  - 2: Red outside braid (3 mm inside dia. only)
  - 5: Black inside braid
  - 3: Red (3 mm inside dia. only)
  - 4: Ash gray with red stripe (3 mm inside dia. only)
  - 6: Black
- Vinyl hose
  - 1: Clear
  - 2: Black
  - 3: Light red
  - 6: Light red
  - 7: Pale black
- General hose
  - 1: Ash gray
  - 2: Ash gray
  - 3: Black
  - 5: Black

**Lengths:** 001: 1 m (standard)  
003: 3 m  
008: 8 m

**I.D code: (fuel hose and general purpose hose)**

- 30: 3.0 mm
- 35: 3.5 mm
- 45: 4.5 mm
- 50: 5.0 mm
- 55: 5.3 mm, 5.5 mm
- 65: 6.5 mm
- 70: 7.0 mm
- 75: 7.3 mm, 7.5 mm
- 80: 8.0 mm
- 11: 11 mm
- 91: 12 mm (outside dia. 15) mm
- 92: 12 mm (outside dia. 16) mm
- 12: 12 mm (outside dia. 17) mm
- 14: 14 mm
- 17: 17 mm

**ID./OD. code: (vinyl hose)**

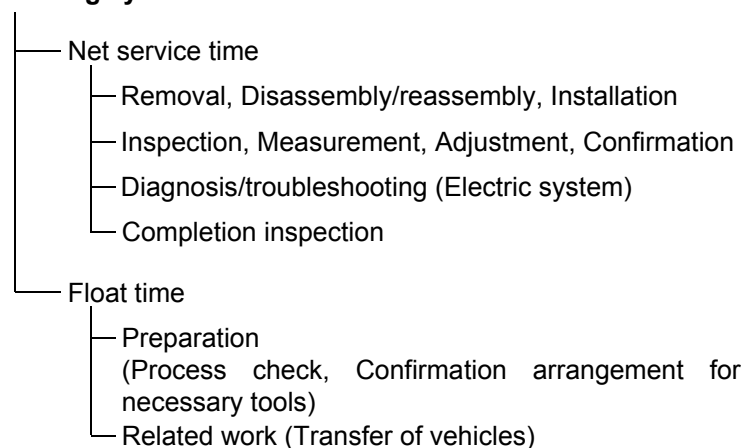
- 01: ID. 2.9, OD. 6.8 mm
- 03: ID. 3.0, OD. 6.0 mm
- 05: ID. 3.5, OD. 6.5 mm
- 07: ID. 4.0, OD. 7.0 mm
- 08: ID. 4.5, OD. 6.5 mm
- 09: ID. 4.5, OD. 8.0 mm
- 12: ID. 5.0, OD. 7.0 mm
- 10: ID. 5.0, OD. 8.0 mm
- 11: ID. 5.0, OD. 9.0 mm
- 14: ID. 6.0, OD. 9.0 mm
- 17: ID. 7.0, OD. 9.0 mm
- 19: ID. 7.0, OD. 11.0 mm
- 21: ID. 8.0, OD. 9.0 mm
- 23: ID. 8.0, OD. 12.0 mm
- 25: ID. 9.0, OD. 11.0 mm
- 27: ID. 9.0, OD. 13.0 mm
- 33: ID. 10.0, OD. 14.0 mm
- 36: ID. 11.0, OD. 13.0 mm
- 37: ID. 11.0, OD. 15.0 mm
- 38: ID. 12.0, OD. 13.0 mm
- 39: ID. 12.0, OD. 14.0 mm
- 40: ID. 12.0, OD. 16.0 mm
- 43: ID. 13.0, OD. 15.0 mm
- 45: ID. 14.0, OD. 18.0 mm
- 50: ID. 16.0, OD. 19.0 mm
- 55: ID. 17.5, OD. 20.5 mm
- 60: ID. 22.0, OD. 27.0 mm

**Hose type:** 1: Fuel hose  
3: Vinyl hose  
5: General hose

## FLAT RATE SERVICE TIME

Flat rate service time (FRT) means the standard time required to service a MC, which is listed in this manual to help the dealers control the actual working process and calculate the service charge by using it as a guide.

### FRT setting system



\* Float time is set by multiplying the net service time by a given coefficient.

### Editorial style

The service items shown in the text are listed with the exchange work time for the repair sales parts as the subject. Other representative service items not using repair parts (removal/installation, adjustment, inspection/measuring, and other work) are listed collectively in the list in the preface, classified according to the work.

### FRT setting standard

- Decimal system (in unit of 0.1) is adopted to set FRT as it is convenient to calculate the wage.  
Example: (0.1) → 6 minutes, (0.2) → 12 minutes  
[Labor cost per hour] x [FRT] = [Wage]
- FRT is set with a hand tool.
- Service items and FRT can be subject to change depending on development of tools and service equipment and improvement in service procedure.

**Work procedure**

- As the work procedure is set with the work time according to the method in the separate Service Manual, refer to this Manual as required.
- Work methods permitting servicing in the shortest time still permitting assurance of safe work and product warranty are used for the setting of service items not listed in the Service Manual.
- Work basically is to be performed by one person, and when two or more people are required, setting is done as the total time for the number of people.
- The set value for the technological level of the workers uses a person with three years of experience in the repair of Honda vehicles as the standard.
- Special tools and service equipment used to set FRT are those specified or recommended in Service Manual.

**Service item whose FRT is not presented**

- Accessories and service parts that are not listed to use in this manual.
  - Locations with little aging deterioration or breakage during normal use.
  - Service work that can be finished by one touch.
  - Service work that is seldom done (i.e. extremely small causes of trouble and service frequency).
- \* When FRT is not presented, please calculate wages based on appropriate actual work time

**Operation not included of FRT**

- Oil and coolant water draining, Waiting time for warming up operation and etc..
- Additional operation that involves removal/installation of standard exterior equipment.
- Indirect time spent for service by visiting the customer, trade-in, and delivery of a MC.
- Indirect time required for ordering and delivery of parts.
- Cost for grease, adhesive agent, etc. used for service work.

**Explanation of FRT by using an example  
(The example may differ from the actual presented items)**

Ref. No.	L.O.N.	(Relative ref. Number) Description	F.R.T.
②	111118	(1, 3, 4, 7) CAMSHAFT ..... 4.5	②
③	111118A	⑥ • Includes: Valve clearance adjustment Replace rocker arm add ..... 1.0	⑤

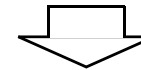
- ① Reference No. of the illustration of part that shows location of the replacement work.
- ② FRT is an abbreviation of Flat Rate Time indicating the standard service time required for the replacement.
- ③ LON is an abbreviation of Labor Operation Number, and it is a classification of the service items by the work unit code.  
  
The same operation code is used regardless of the models.  
  
Standard operation is indicated with 6 digits code, and additional operation is indicated with 7 digits code.
- ④ Indicating the camshaft replacement and FRT4.5.
- ⑤ Indicating FRT1.0 that will be added when additional operation (replace rocker arm) is done in association with camshaft replacement.

- ⑥ Indicating work contents that are included in the service item.
- ⑦ Indicating a reference No. whose operation and time are the same as FRT4.5 for the camshaft.

(The application range is limited to the service items without an LON setting within a same block.)

**How to refer to the service item by using the sample  
(camshaft replacement)**

Open to the page of the block where the camshaft's spare part illustration is shown.



Look for the camshaft illustration, and refer to the service item and FRT that agree with the reference No.

Indication mark for the listing of service items that continues to the following page

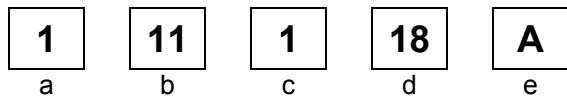
Ref. No.	L.O.N.	(Relative ref. Number) Description	F.R.T.
2	111118	CAMSHAFT .....	4.5
	.	.	.
	.	.	.

+  
Mark indicated at the last line.

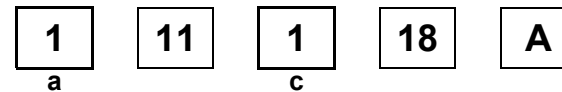
Indication of the block with no setting of FRT

Ref. No.	L.O.N.	(Relative ref. Number) Description	F.R.T.
NO INFORMATION .....			

• LON code system



- a) Category code..... Engine
- b) Location/function code ..... Engine upper
- c) Operation code..... Replace
- d) Operation sequence number (Unit code can be shown with alphabet) ..... camshaft (No regular rule of code)
- e) Additional code ..... replace rocker arm (No regular rule of code)



a) Category codes and classification

Code	Category
1	Engine
2	Transmission
3	Fuel & Exhaust
4	Frame & Body
5	Steering/Suspension
6	Electrical
7	Wheels/Brakes
8	Controls/instrument
9	-
0	-

c) Operation codes and classification

Code	Operation category
1	Replace, Removal/Installation, Change
2	Overhaul
3	Adjust, Balance
4	(Paint-related work: Top-coat)
5	Test, Inspect/diagnose, Measurement, Check
6	(Overhaul-related work: Rebore)
7	(Overhaul-related work: Reseal)
8	(Resurface)
9	(Paint-related work: Refinish)
0	Repair, Cleaning, Air bleeding

Major service items without using spare parts

(1) Removal/Installation, (2) Adjustment,  
(3) Inspection/Measurement, (4) Overhaul, (5) Other work

E: Engine, F: Frame

### \* OPERATIONS OTHER THAN REPLACING PARTS

#### (1) Removal and installation

Set for the configuration with the parts removed from the vehicle.

	LON	DESCRIPTION	FRT
E	1101E5	<b>TILTING ENGINE ASSEMBLY-REMOVAL/INSTALLATION</b> INCLUDES: All necessary adjustment	1.8
	3111D6	<b>CARBURETOR ASSEMBLY-REMOVAL/INSTALLATION</b>	0.5
	1101E6	<b>CRANKCASE SEPARATION</b> INCLUDES: Engine removal and installation	3.6

#### (2) Adjustment

	LON	DESCRIPTION	FRT
E	3113A0	<b>CARBURETOR IDLE-ADJUSTMENT</b>	0.1
	2123A0	<b>CLUTCH-ADJUSTMENT</b> INCLUDES: Clutch lever adjustment	0.1
	6143A1	<b>SPARK PLUG-ADJUSTMENT/CLEANING</b>	0.1
	1113A0	<b>VALVE CLEARANCE-ADJUSTMENT</b> NOTE: For 1 vehicle	0.4
F	6163A0	<b>HEADLIGHT-AIMING</b>	0.1
	2133A0	<b>DRIVE CHAIN-ADJUSTMENT</b>	0.1
	7113A0	<b>FRONT BRAKE-ADJUSTMENT</b> EXCLUDES: Front brake shoe adjustment	0.1
	7113A1	<b>REAR BRAKE-ADJUSTMENT</b> EXCLUDES: Rear brake shoe adjustment	0.1
	3113A3	<b>THROTTLE OPERATION-ADJUSTMENT</b>	0.1

#### (3) Inspection, Measurement

	LON	DESCRIPTION	FRT
E	1115A0	<b>COMPRESSION PRESSURE-MEASUREMENT</b>	0.1
	3115A0	<b>CARBURETOR FLOAT LEVEL-MEASUREMENT</b>	0.5
	6145A0	<b>IGNITION TIMING-INSPECTION</b>	0.2
F	6105A0	<b>BATTERY-CHECKING OF ELECTROLYTE LEVEL &amp; CHARGE</b>	0.2

#### (4) Overhaul

Work condition: The required Measurements, inspections, adjustments, and cleaning/washing of each part are performed, including the main body removal/installation work and the replacement of defective parts.

	LON	DESCRIPTION	FRT
E	311200	<b>CARBURETOR-OVERHAUL</b> INCLUDES: All necessary adjustment	0.7

#### (5) Other work

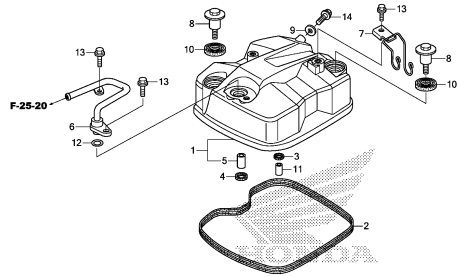
	LON	DESCRIPTION	FRT
E	1130A1	<b>OIL FILTER SCREEN-CLEANING</b>	0.6
F	7110A0	<b>FRONT BRAKE-AIR BLEEDING</b>	0.2

# ENGINE GROUP

C12

E-1

CYLINDER HEAD COVER

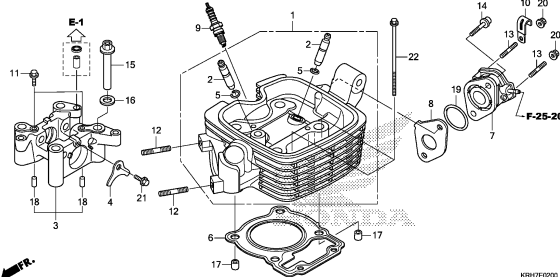


E 1

KR17E0100

E-2

CYLINDER HEAD

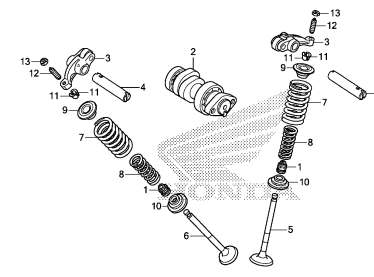


E 2

KR17E0200

E-3

CAMSHAFT/VALVE

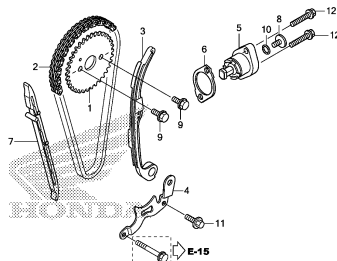


E 4

KR17E0300

E-4

CAM CHAIN/TENSIONER

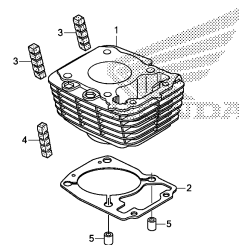


E 5

KR17E0400

E-5

CYLINDER

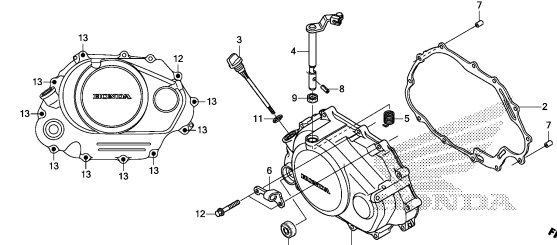


E 6

KR17E0500

E-6

RIGHT CRANKCASE COVER

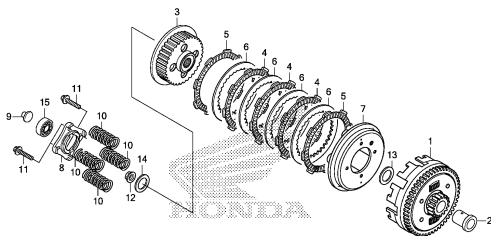


E 7

KR17E0600

E-8

CLUTCH

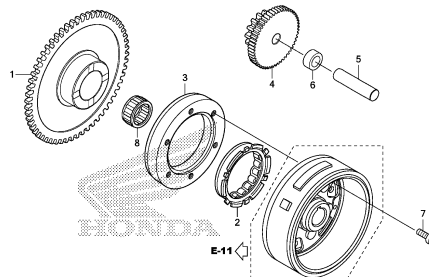


E 8

KR17E0800

E-9

STARTING CLUTCH

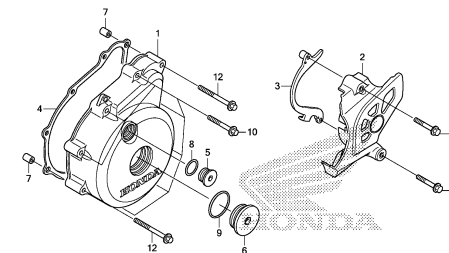


E 9

KR17E0900

E-10

LEFT CRANKCASE COVER



E10

KR17E1000

2

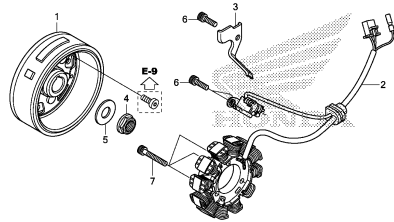
# ENGINE GROUP

C13

E-11

GENERATOR

E11

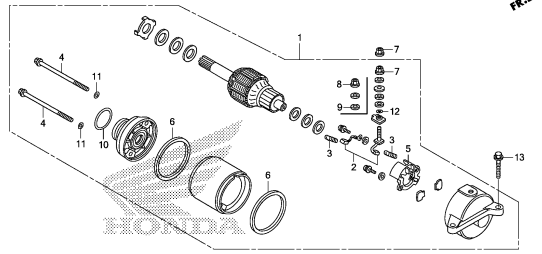


KRI7E1100

E-13

STARTER MOTOR

E12

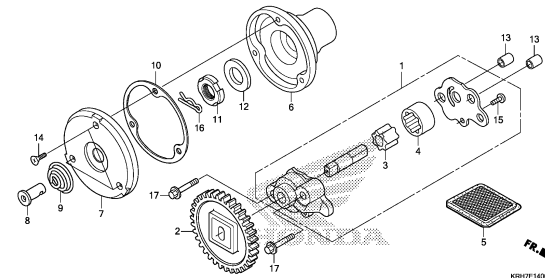


KRI7E1300

E-14

OIL PUMP

E13

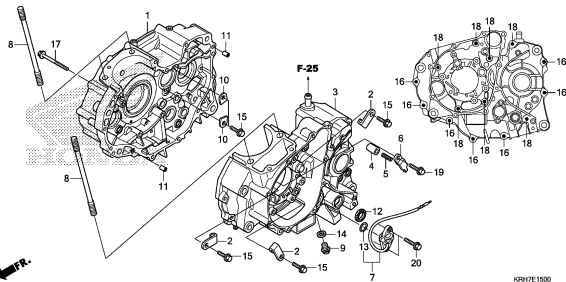


KRI7E1400

E-15

CRANKCASE

E14

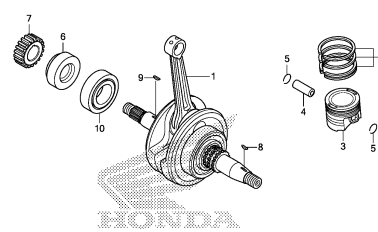


KRI7E1500

E-16

CRANKSHAFT/PISTON(XR/XL125LEK)

E15

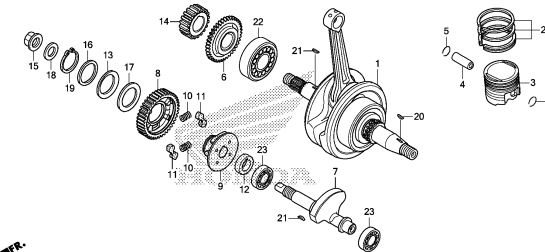


KRI7E1600

E-16-1

CRANKSHAFT/PISTON(XR150LEK)

E16

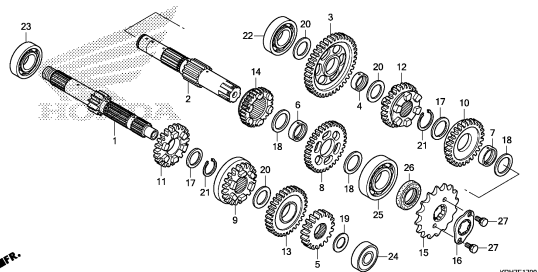


KRI7E1601

E-17

TRANSMISSION

F 2

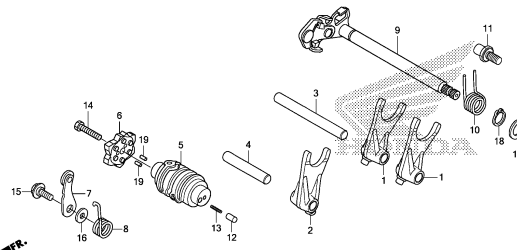


KRI7E1700

E-19

GEARSHIFT DRUM

F 4

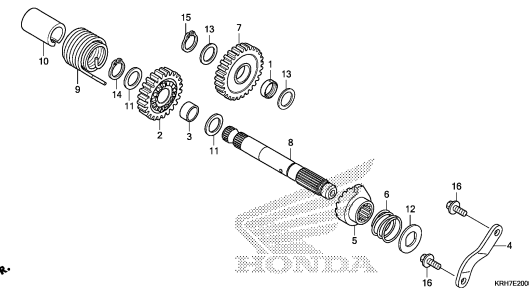


KRI7E1900

E-20

KICK STARTER SPINDLE

F 5



KRI7E2000

2



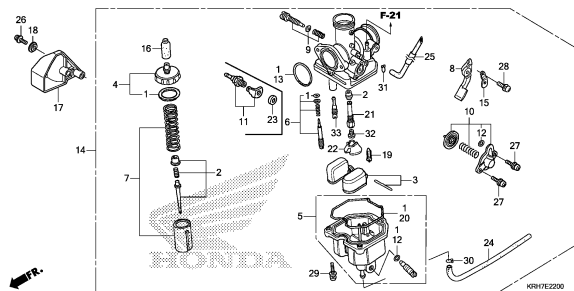
# ENGINE GROUP

C14

E-22

F 6

## CARBURETOR



2

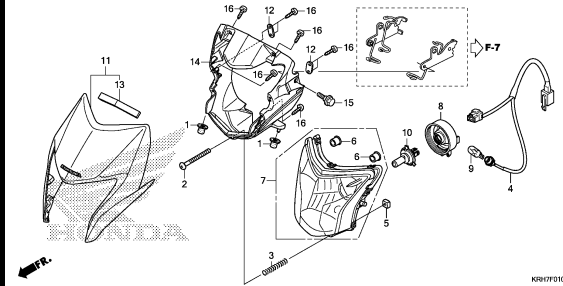
# FRAME GROUP

**C15**

**F-1**

**HEADLIGHT**

**G 1**

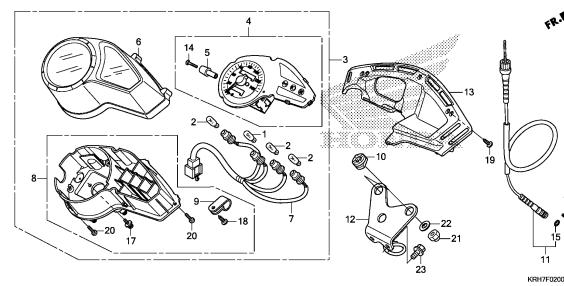


K9H17F0100

**F-2**

**METER**

**G 2**

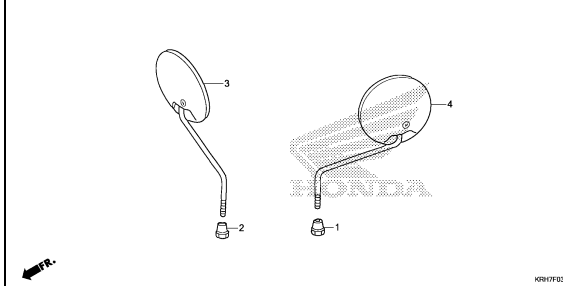


K9H17F0200

**F-3**

**MIRROR**

**G 4**

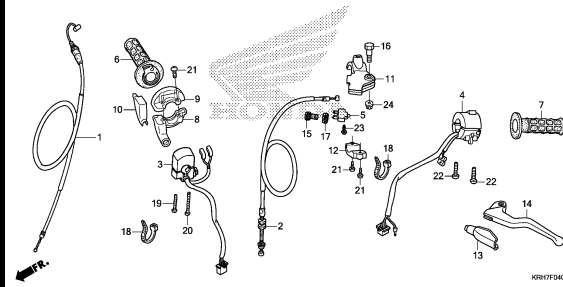


K9H17F0300

**F-4**

**HANDLE LEVER/SWITCH/CABLE(DISK BRAKE)**

**G 5**

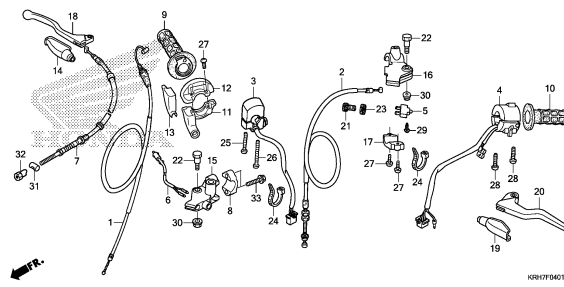


K9H17F0400

**F-4-1**

**HANDLE LEVER/SWITCH/CABLE(DRUM BRAKE)**

**G 7**

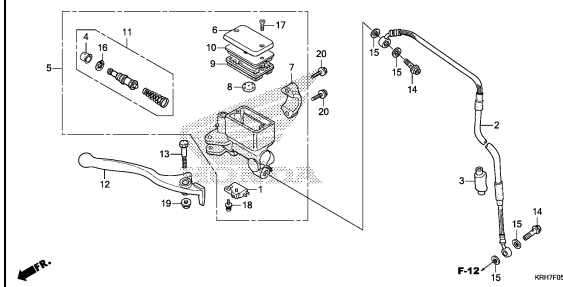


K9H17F0401

**F-5**

**FRONT BRAKE MASTER CYLINDER**

**G 9**

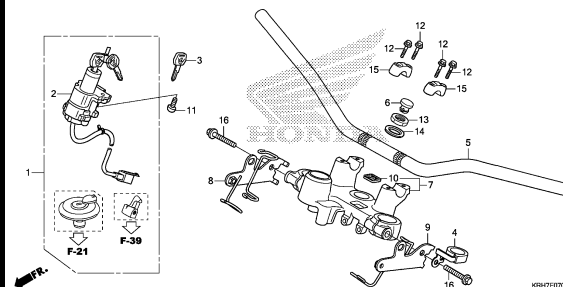


K9H17F0500

**F-7**

**HANDLE PIPE/TOP BRIDGE**

**G10**

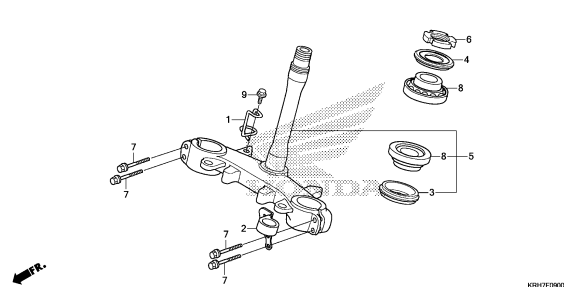


K9H17F0700

**F-9**

**STEERING STEM**

**G11**

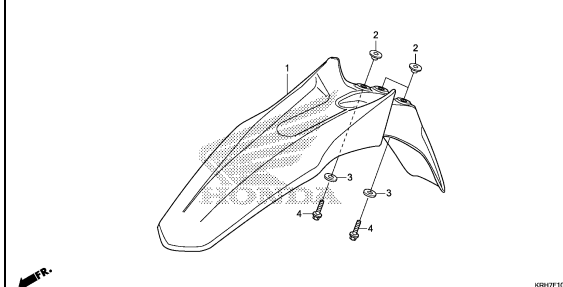


K9H17F0900

**F-10**

**FRONT FENDER**

**G12**



K9H17F1000

**3**

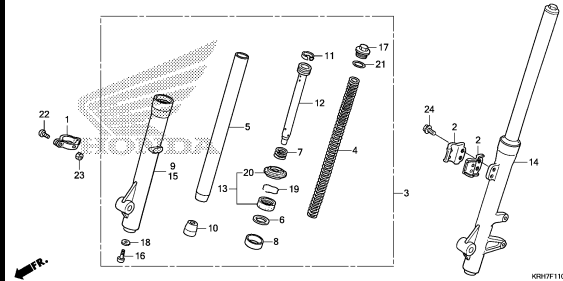
# FRAME GROUP

C16

F-11

FRONT FORK(XR125LEK/XR150LEK)

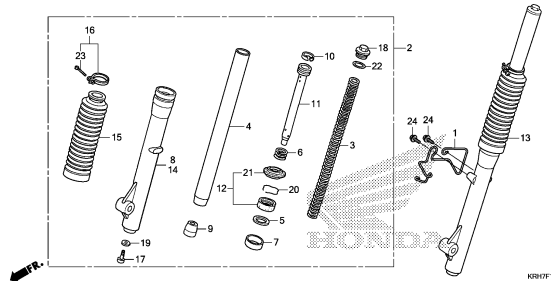
G13



F-11-1

FRONT FORK(XL125LEK)

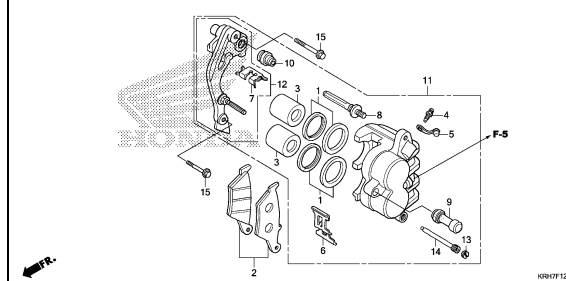
G15



F-12

FRONT BRAKE CALIPER

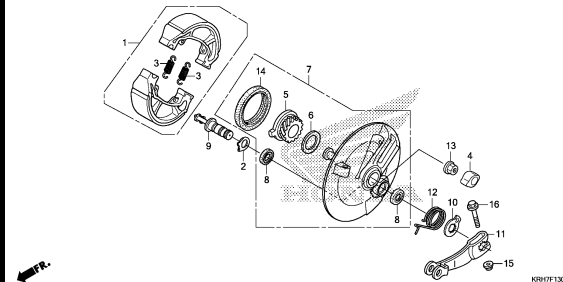
H 1



F-13

FRONT BRAKE PANEL

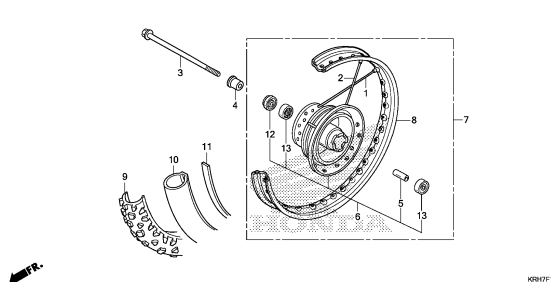
H 2



F-14-10

FRONT WHEEL(XL125LEK)

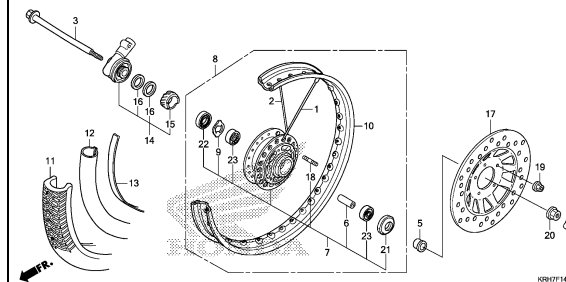
H 3



F-14-20

FRONT WHEEL(XR125LEK/XR150LEK)

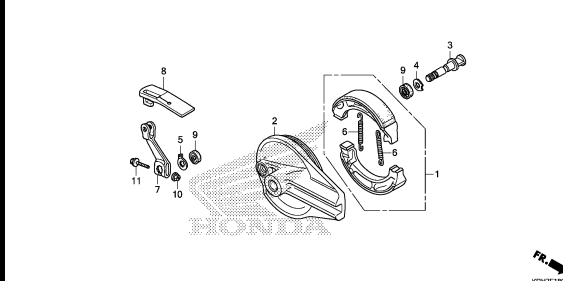
H 4



F-18

REAR BRAKE PANEL

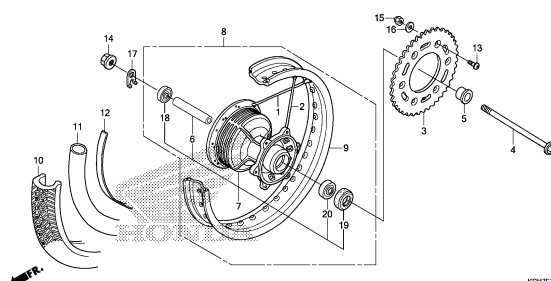
H 6



F-19-10

REAR WHEEL

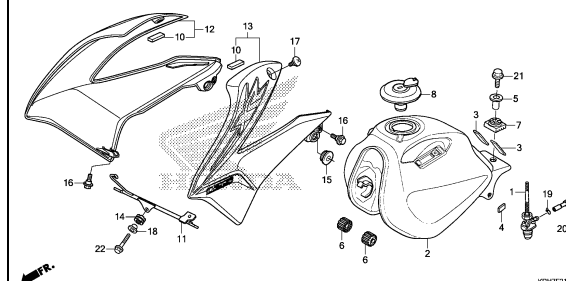
H 7



F-21

FUEL TANK

H 9



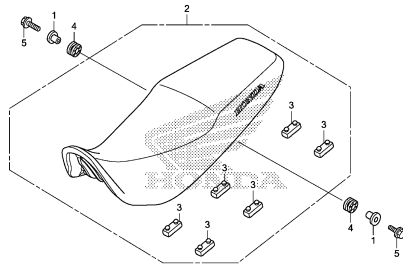
# FRAME GROUP

D 1

F-23

SEAT

H11

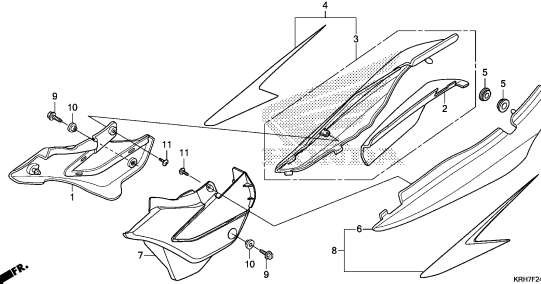


KH17F2300

F-24

SIDE COVER

H12

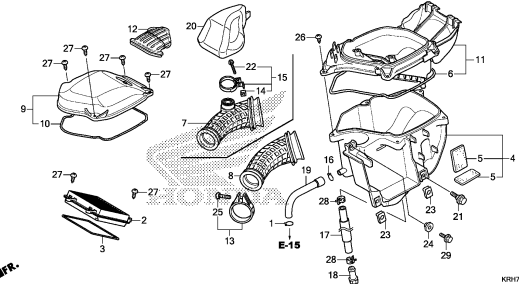


KH17F2400

F-25

AIR CLEANER

H13

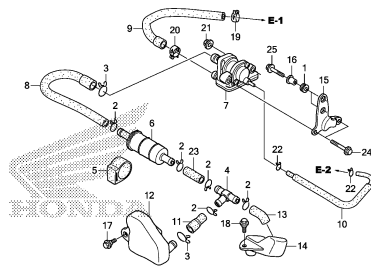


KH17F2500

F-25-20

AIR SUCTION VALVE

H15

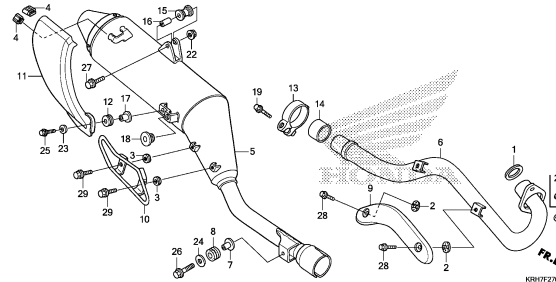


KH17F2520

F-27

EXHAUST MUFFLER

I 1

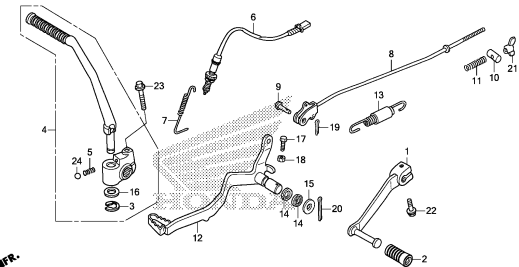


KH17F2700

F-29

PEDAL

I 3

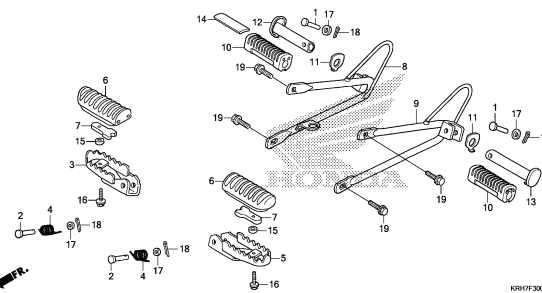


KH17F2900

F-30

STEP

I 4

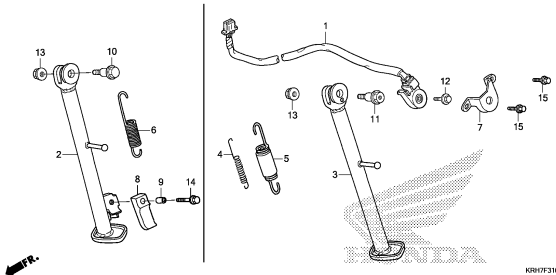


KH17F3000

F-31

STAND

I 5

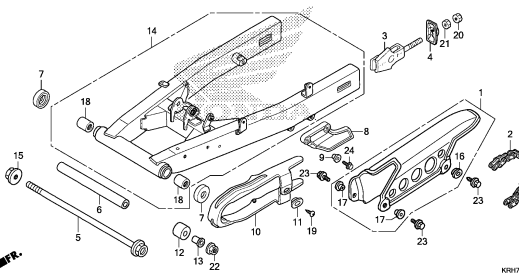


KH17F3100

F-32

SWINGARM

I 6



KH17F3200

3

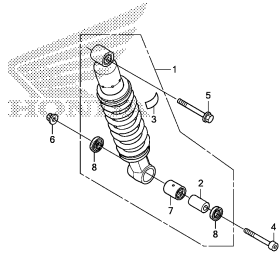
# FRAME GROUP

D 2

F-33

REAR CUSHION

I 8

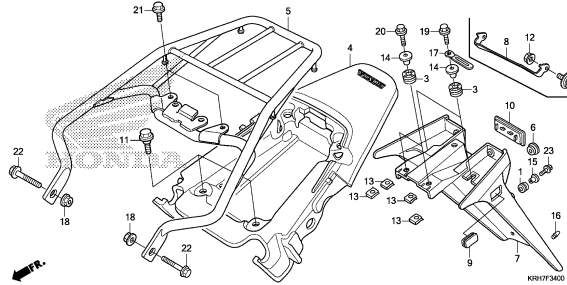


KR17F3300

F-34

REAR FENDER

I 9

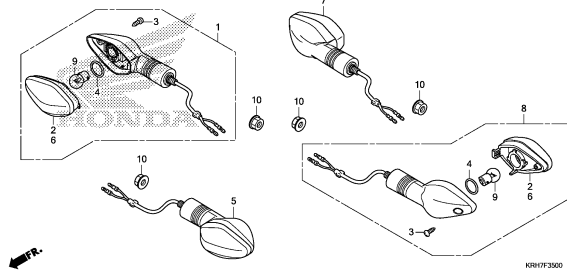


KR17F3400

F-35

WINKER

I 11

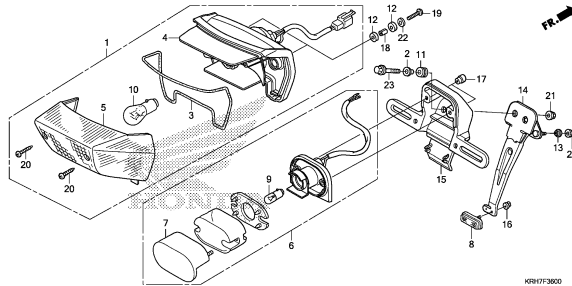


KR17F3500

F-36

TAILLIGHT

I 12

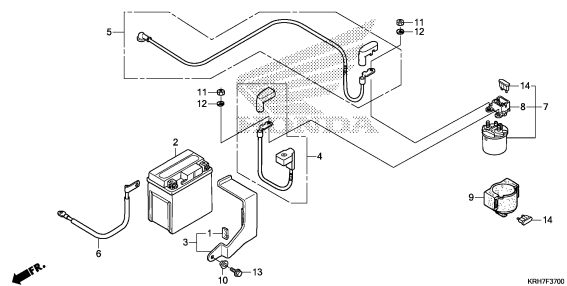


KR17F3600

F-37

BATTERY

I 13

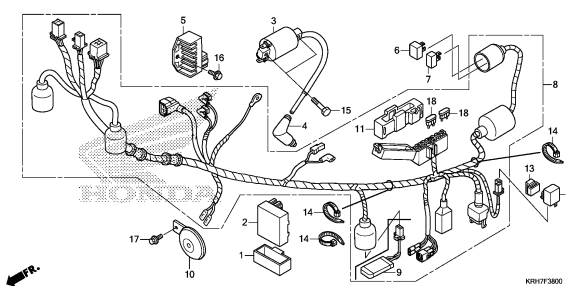


KR17F3700

F-38

WIRE HARNESS

I 14

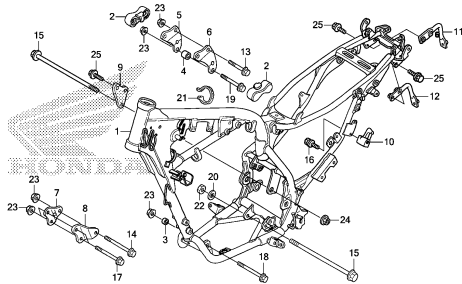


KR17F3800

F-39

FRAME BODY

I 15

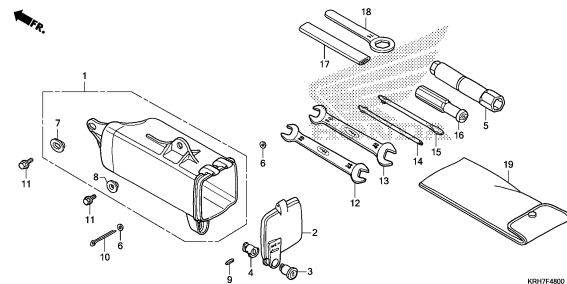


KR17F3900

F-48

TOOLS

J 1

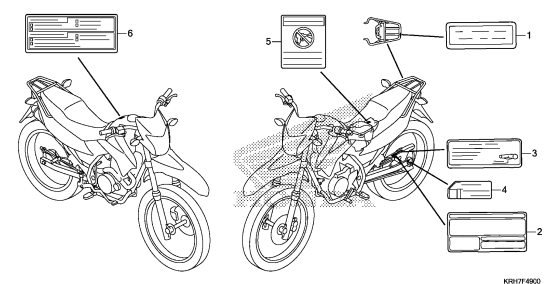


KR17F4800

F-49

CAUTION LABEL(XR125LEK/XR150LEK)

J 2



KR17F4900

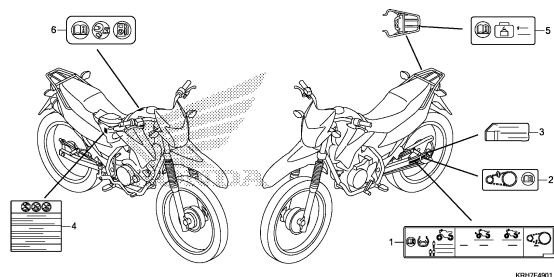
# FRAME GROUP

**D 3**

**F-49-1**

**J 3**

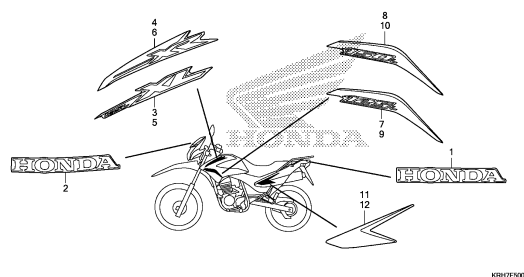
CAUTION LABEL(XL125LEK)



**F-50**

**J 4**

MARK/STRIPE

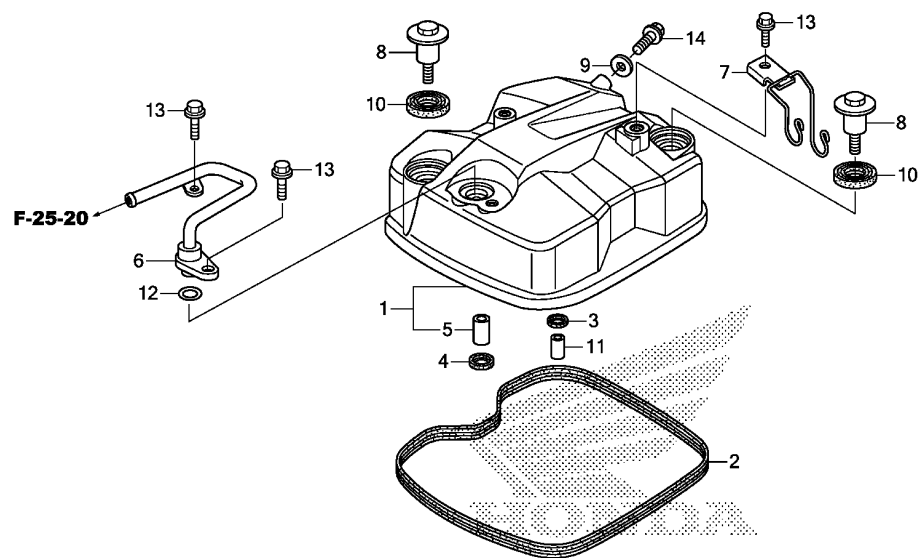


**3**

E-1

CYLINDER HEAD COVER

E 1



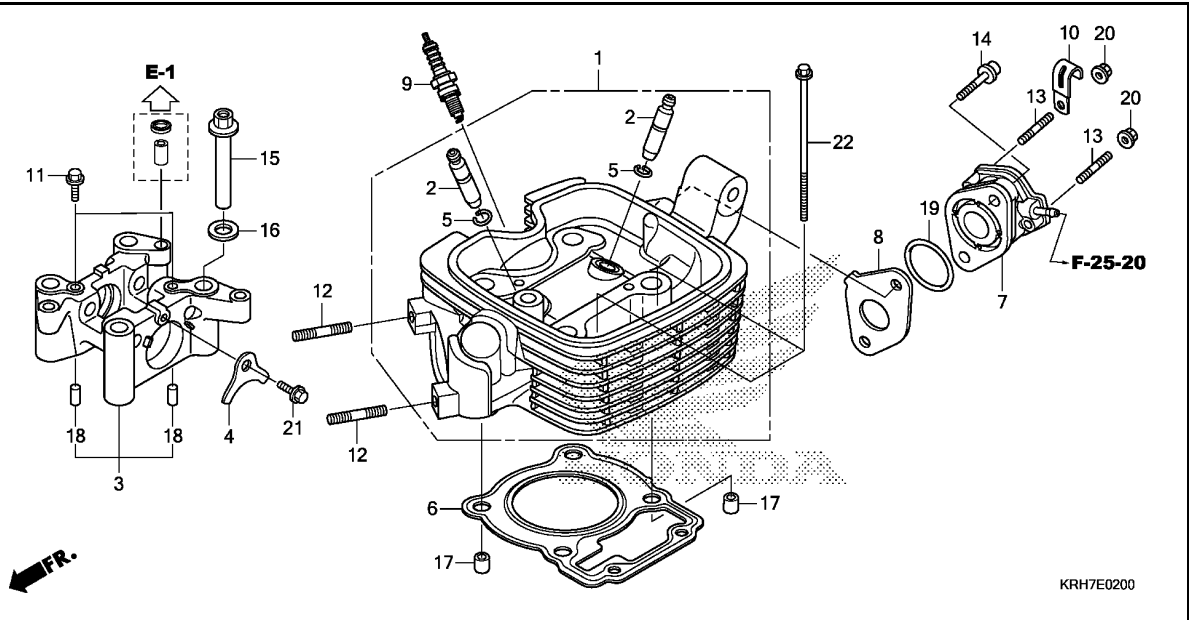
KRH7E0100

Ref. No.	L.O.N.	(Relative ref. Number) Description	F.R.T.
1	1111C4	COVER, CYLINDER HEAD .....	0.3
2	1111D2	GASKET, CYLINDER HEAD COVER ..	0.3
6	3111D1	PIPE, SECONDARY AIR .....	0.3

Ref. No.	Part No.	Description	Reqd. QTY			Serial No.	Parts catalogue code
			XR 125 LEK E	XL 125 LEK E	XR 150 LEK E		
1	12310-KWK-901	COVER COMP., CYLINDER HEAD ..	1	1	1		
2	12391-KRM-840	GASKET, HEAD COVER .....	1	1	1		
3	12396-KRM-840	GASKET B, HEAD COVER .....	1	1	1		
4	12397-KWG-601	GASKET C, HEAD COVER .....	1	1	1		
	12397-KYE-901	GASKET C, HEAD COVER(ARAI) ..	1	1	1		
5	12398-KWK-900	COLLAR, 10MM .....	1	1	1		
6	18640-KRH-A00	PIPE COMP., AIR FEED .....	1	1	1		
7	18700-KWK-900	GUIDE COMP., AIR SUCTION VALVE TUBE	1	1	1		
8	90003-KFG-000	BOLT, L. CRANKCASE COVER .....	2	2	2		
9	90463-KRM-840	WASHER, SEALING, 6.2X12X1.2 ..	1	1	1		
10	90543-MV9-670	RUBBER, MOUNTING .....	2	2	2		
11	90702-KRM-840	DOWEL PIN, 8X14 .....	1	1	1		
12	91309-KVX-A00	O-RING, 9.8X2.8 .....	1	1	1		
	91309-MJO-003	O-RING, 9.8X2.8(ARAI) .....	1	1	1		
13	95701-06016-00	BOLT, FLANGE, 6X16 .....	3	3	3		
14	96001-06012-00	BOLT, FLANGE, 6X12 .....	1	1	1		

E-2

CYLINDER HEAD

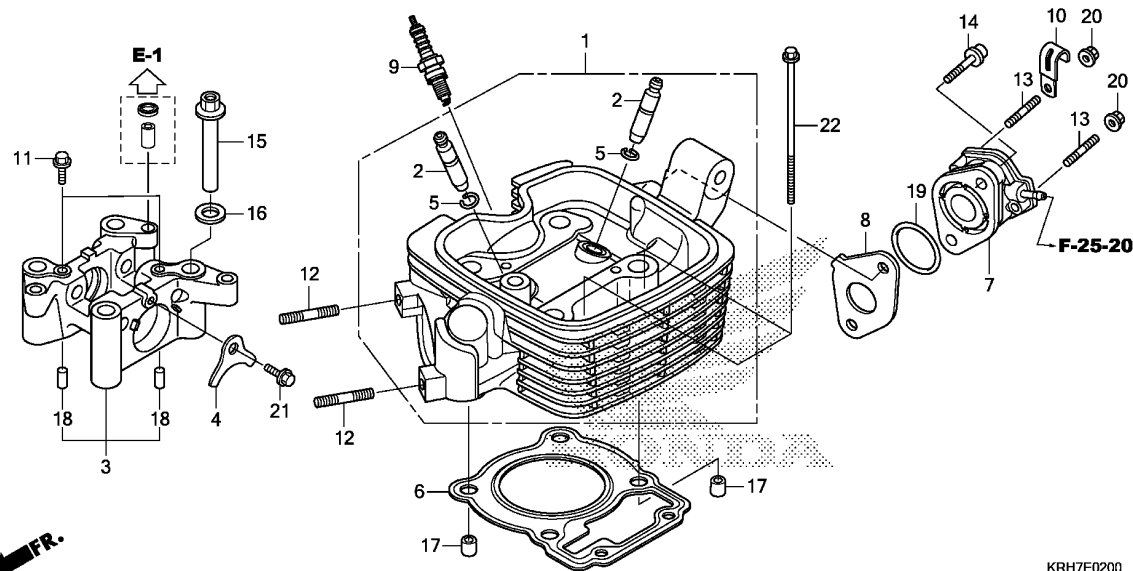


Ref. No.	L.O.N.	(Relative ref. Number) Description	F.R.T.
1	111106	HEAD, CYLINDER ..... .INCLUDES: Valve adjust and reface	2.2
2	1111L9	GUIDE, INTAKE VALVE(ONE) ..... .INCLUDES: Reaming .INCLUDES: Valve adjust and reface	2.2
	1111M0	GUIDE, EXHAUST VALVE(ONE) .... .INCLUDES: Reaming .INCLUDES: Valve adjust and reface	2.2
	1111M9	GUIDE, VALVE :FOR 1 VEHICLE .. .INCLUDES: Reaming .INCLUDES: Valve adjust and reface	2.5
3	1111B4	HOLDER, CAMSHAFT .....	0.9
6	111115	GASKET, CYLINDER HEAD .....	1.4
7	311131	INSULATOR, THROTTLE BODY/ CARBURETOR .....	0.5
9	614130	PLUG, SPARK .....	0.1

Ref. No.	Part No.	Description	Reqd. QTY			Serial No.	Parts catalogue code
			XR 125 LEK E	XL 125 LEK E	XR 150 LEK E		
1	12200-KRH-A00	HEAD COMP., CYLINDER .....	1	1	-		
	12200-KRH-650	.....	-	-	1		
2	12204-KRM-305	GUIDE, VALVE(O.S.) .....	2	2	2		
3	12210-KVX-600	HOLDER COMP., CAMSHAFT .....	1	1	1		
4	12212-KRM-840	PLATE, STOPPER .....	1	1	1		
5	12213-KRM-840	CLIP, VALVE GUIDE .....	2	2	2		
	12213-KTT-900	.....	2	2	2		
6	12251-KTE-911	GASKET, CYLINDER HEAD (NIPPON LEAKLESS)	1	1	-		
	12251-KVX-A00	GASKET, CYLINDER HEAD .....	1	1	-		
	12252-KVX-600	GASKET, CYLINDER HEAD (OS. 0.75/1.00)	(1)	(1)	-		
	12251-KRM-872	GASKET, CYLINDER HEAD .....	-	-	1		
	12252-KVS-306	GASKET, CYLINDER HEAD(OS) ...	-	-	(1)		
7	16210-KWK-900	INSULATOR, CARBURETOR .....	1	1	-		
	16210-KRH-650	.....	-	-	1		
8	16214-KWK-900	GASKET, CARBURETOR INSULATOR .....	1	1	-		
	16214-KRH-650	.....	-	-	1		
9	31916-KRM-841	PLUG, SPARK(CPR8EA-9)(NGK) ..	(1)	(1)	-		
	31917-KPH-901	PLUG, SPARK(CPR7EA-9)(NGK) ..	1	1	-		
	31916-KRM-841	PLUG, SPARK(CPR8EA-9)(NGK) ..	-	-	1		
	31926-KRM-841	PLUG, SPARK(CPR9EA-9)(NGK) ..	-	-	(1)		
10	32925-958-000	CLIP, PULSER CORD .....	1	1	1	-----	1LA,2SA,NZ,SA
11	90002-KRM-840	BOLT, FLANGE, 5X14 .....	2	2	2		
12	90035-KRM-840	BOLT, STUD, 8X22 .....	2	2	2		
13	90035-KWK-900	BOLT, STUD, 6X19 .....	2	2	2		





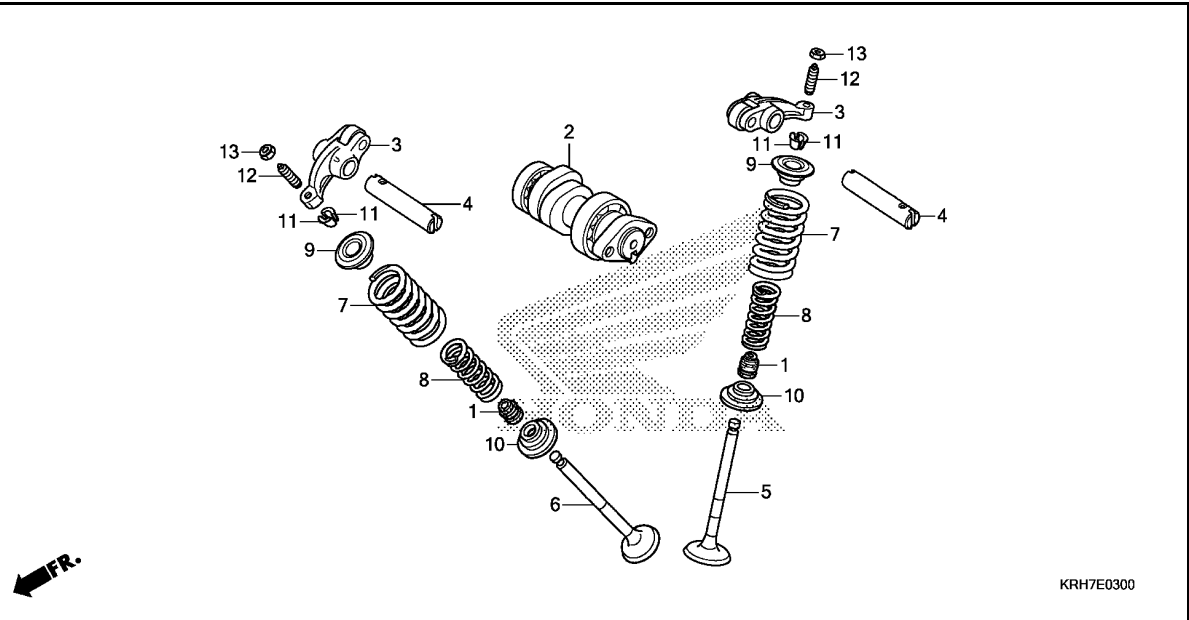


Ref. No.	Part No.	Description	Reqd. QTY			Serial No.	Parts catalogue code
			XR 125 LEK E	XL 125 LEK E	XR 150 LEK E		
14	90091-KRM-840	BOLT, FLANGE SOCKET, 6X22 ...	2	2	2		
15	90306-KRM-840	NUT, CYLINDER HEAD .....	4	4	4		
16	90404-KPT-A00	WASHER, PLAIN, 12MM .....	4	4	4		
17	90703-KRM-840	DOWEL PIN, 10X12 .....	2	2	2		
18	90704-KRM-840	DOWEL PIN, 6X10 .....	2	2	2		
19	91304-KRM-840	O-RING, 33.5X3.0 .....	1	1	1		
20	94050-06000	NUT, FLANGE, 6MM .....	2	2	2		
21	95701-06014-00	BOLT, FLANGE, 6X14 .....	1	1	1		
22	95801-06105-00	BOLT, FLANGE, 6X105 .....	2	2	2		

E-3

CAMSHAFT/VALVE

E 4

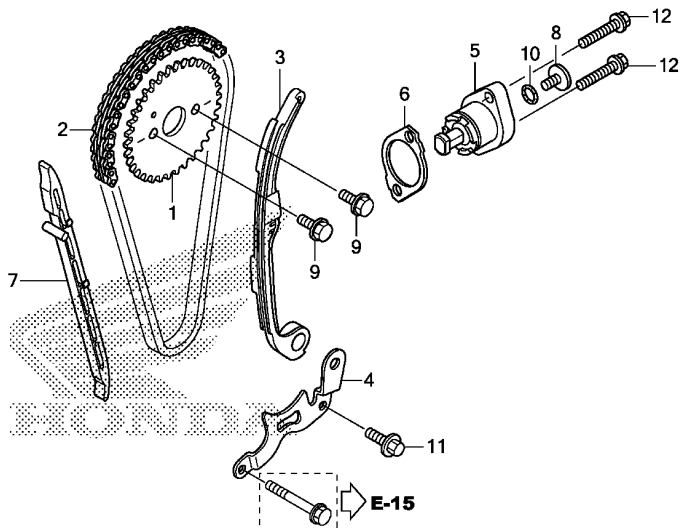


KRH7E0300

Ref. No.	L.O.N.	(Relative ref. Number) Description	F.R.T.
2	111118	CAMSHAFT ..... .INCLUDES: Valve adjustment (4)	0.7
3	1111K8	ARM, INTAKE VALVE ROCKER(ONE) .INCLUDES: Valve adjustment	0.8
	1111K9	ARM, EXHAUST VALVE ROCKER(ONE) .INCLUDES: Valve adjustment	0.8
	1111L8	ARM, VALVE ROCKER :FOR 1 VEHICLE ..... .INCLUDES: Valve adjustment	0.8
5	1111N0	VALVE, INTAKE(ONE) ..... .INCLUDES: Refacing	1.7
6	1111N1	VALVE, EXHAUST(ONE) ..... .INCLUDES: Refacing	1.7
	1111P0	VALVE :FOR 1 VEHICLE ..... .INCLUDES: Refacing	1.9
7	1111P2	INTAKE VALVE SPRING AND/OR STEM SEAL(ONE) ..... 1111P3 EXHAUST VALVE SPRING AND/OR STEM SEAL(ONE) ..... 1111Q2 VALVE SPRING AND/OR STEM SEAL :FOR 1 VEHICLE .....	1.5 1.5 1.6

Ref. No.	Part No.	Description	Reqd. QTY			Serial No.	Parts catalogue code
			XR 125 LEK E	XL 125 LEK E	XR 150 LEK E		
1	12209-GB4-682	SEAL, VALVE STEM(ARAI) .....	2	2	2		
2	14100-KVX-600	CAMSHAFT COMP. ....	1	1	-		
	14100-KRH-650	.....	-	-	1		
3	14430-KTT-900	ARM COMP., VALVE ROCKER .....	2	2	2		
4	14451-KTT-900	SHAFT, ROCKER ARM .....	2	2	2		
5	14711-KTE-910	VALVE, IN. ....	1	1	-		
	14711-KSP-910	.....	-	-	1		
6	14721-KWF-900	VALVE, EX. ....	1	1	-		
	14721-KTT-900	.....	-	-	1		
7	14751-KSP-910	SPRING, VALVE OUTER .....	2	2	2		
8	14761-KSP-910	SPRING, VALVE INNER .....	2	2	2		
9	14771-KSP-910	RETAINER, VALVE SPRING .....	2	2	2		
10	14777-KGH-900	SEAT, VALVE SPRING .....	2	2	2		
11	14781-MA6-000	COTTER, VALVE .....	4	4	4		
12	90012-KK3-830	SCREW, TAPPET ADJUSTING .....	2	2	2		
13	90206-250-000	NUT, TAPPET ADJUSTING .....	2	2	2		

2



KRH7E0400

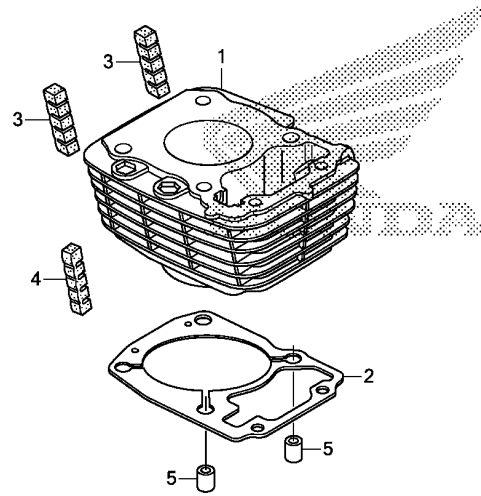
Ref. No.	L.O.N.	(Relative ref. Number) Description	F.R.T.
1	1111Q4	SPROCKET, CAM .....	0.5
2	110140	CHAIN, CAM .....	1.0
3	111130	TENSIONER, CAM CHAIN .....	0.9
5		(6)	
	111133	LIFTER, TENSIONER .....	0.2
7	111139	GUIDE, CAM CHAIN .....	1.4

Ref. No.	Part No.	Description	Reqd. QTY			Serial No.	Parts catalogue code
			XR 125 LEK E	XL 125 LEK E	XR 150 LEK E		
1	14321-KRM-840	SPROCKET, CAM(34T) .....	1	1	1		
2	14401-KVJ-911	CHAIN, CAM(94L)(DAIDO) .....	1	1	1		
3	14510-KRM-842	TENSIONER ASSY., CAM CHAIN ..	1	1	1		
4	14515-KRM-840	PLATE, TENSIONER SETTING .....	1	1	1		
5	14520-KTT-900	LIFTER ASSY., TENSIONER .....	1	1	1		
6	14560-KSP-910	GASKET, TENSIONER LIFTER .....	1	1	1		
7	14610-KSP-910	GUIDE, CAM CHAIN .....	1	1	1		
8	90005-KY7-000	SCREW, PAN, 6X6 .....	1	1	1		
9	90083-KRM-840	BOLT, KNOCK, 5MM .....	2	2	2		
10	91306-KRM-840	O-RING, 1.5X9.5 .....	1	1	1		
11	95701-06016-00	BOLT, FLANGE, 6X16 .....	1	1	1		
12	96001-06022-00	BOLT, FLANGE, 6X22 .....	2	2	2		

E-5

CYLINDER

E 6



KRH7E0500

Ref. No.	L.O.N.	(Relative ref. Number) Description	F.R.T.
1	1111A5	CYLINDER .....	1.7
2	111102	GASKET, CYLINDER .....	1.6

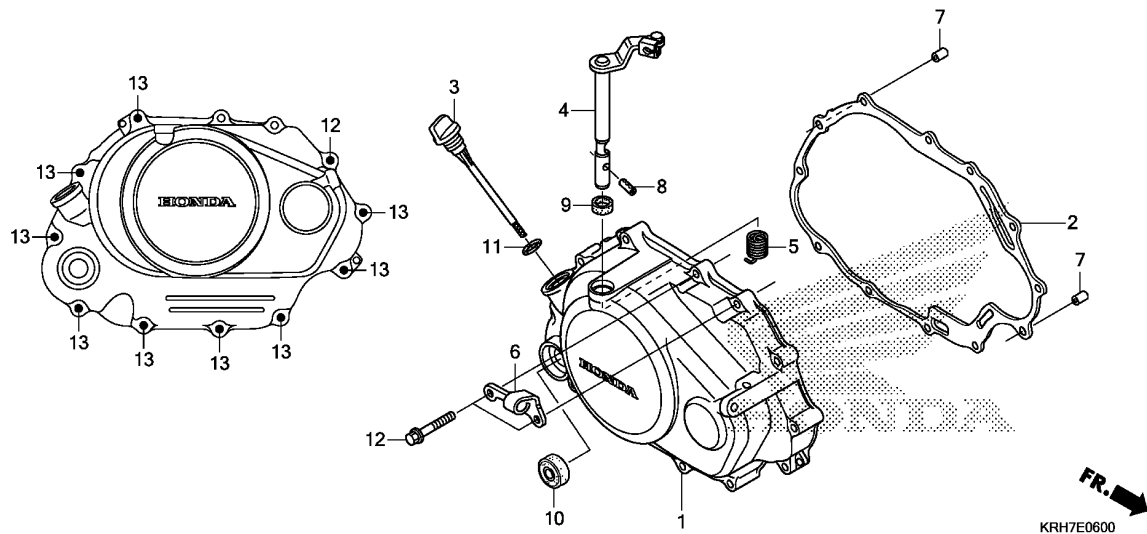
Ref. No.	Part No.	Description	Reqd. QTY			Serial No.	Parts catalogue code
			XR 125 LEK E	XL 125 LEK E	XR 150 LEK E		
1	12100-KRH-780	CYLINDER COMP. ....	1	1	-		
	12100-KRH-650	.....	-	-	1		
2	12191-KWK-900	GASKET, CYLINDER .....	1	1	1		
3	12195-KTE-910	RUBBER, INSERT .....	2	2	2		
4	12195-KTE-910	RUBBER, INSERT .....	1	1	-		
5	90703-KRM-840	DOWEL PIN, 10X12 .....	2	2	2		

2

E-6

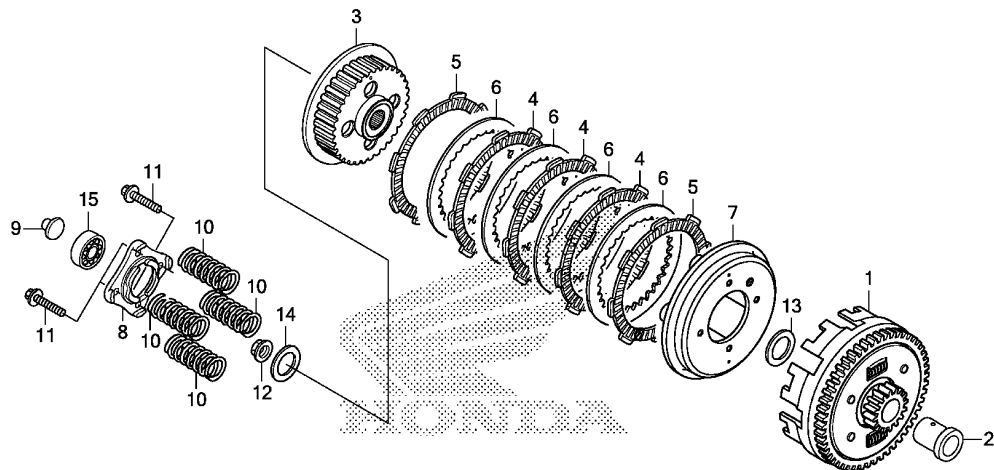
RIGHT CRANKCASE COVER

E 7



Ref. No.	L.O.N.	(Relative ref. Number) Description	F.R.T.
1	110159	COVER, CRANKCASE :RIGHT	0.7
2	110158	GASKET, CRANKCASE COVER :RIGHT	0.6
4	2121A7	LEVER, CLUTCH	0.7
10	112105	OIL SEAL, KICK STARTER SPINDLE	0.6

Ref. No.	Part No.	Description	Reqd. QTY			Serial No.	Parts catalogue code
			XR 125	XL 125	XR 150		
			LEK E	LEK E	LEK E		
1	11330-KWK-900	COVER COMP., R. CRANKCASE	1	1	1		
2	11393-KWK-900	GASKET, R. CRANKCASE COVER	1	1	1		
3	15651-KPT-A00	GAUGE, OIL LEVEL	1	1	1		
4	22810-KRM-B00	LEVER COMP., CLUTCH	1	1	1		
5	22815-KTT-900	SPRING, CLUTCH LEVER	1	1	1		
6	22821-KRM-840	RECEIVER, CLUTCH CABLE	1	1	1		
7	90702-KRM-840	DOWEL PIN, 8X14	2	2	2		
8	90703-KRH-900	PIN, SPRING, 3X10	1	1	1		
9	91202-KSP-910	OIL SEAL, 12X18X4	1	1	1		
10	91204-KSP-911	OIL SEAL, 16X28X7	1	1	1		
11	91307-KRM-840	O-RING, 18X3	1	1	1		
12	96001-06030-00	BOLT, FLANGE, 6X30	3	3	3		
13	96001-06040-00	BOLT, FLANGE, 6X40	9	9	9		



KRH7E0800

Ref. No.	L.O.N.	(Relative ref. Number) Description	F.R.T.
1	2121A0	OUTER, CLUTCH .....	1.0
3	212112	CENTER, CLUTCH .....	1.0
4	2121A1	(5,6) DISC, CLUTCH FRICTION .....	1.0
		.NOTE: Same time for two units or more	
7	2121A3	PLATE, CLUTCH PRESSURE .....	1.0
8	2121A4	PLATE, CLUTCH LIFTER .....	0.7
9	2121B6	ROD, CLUTCH LIFTER .....	0.6
10	212107	SPRING, CLUTCH .....	0.7
		.NOTE: Same time for two units or more	
15	2121B4	BEARING, CLUTCH LIFTER .....	0.6

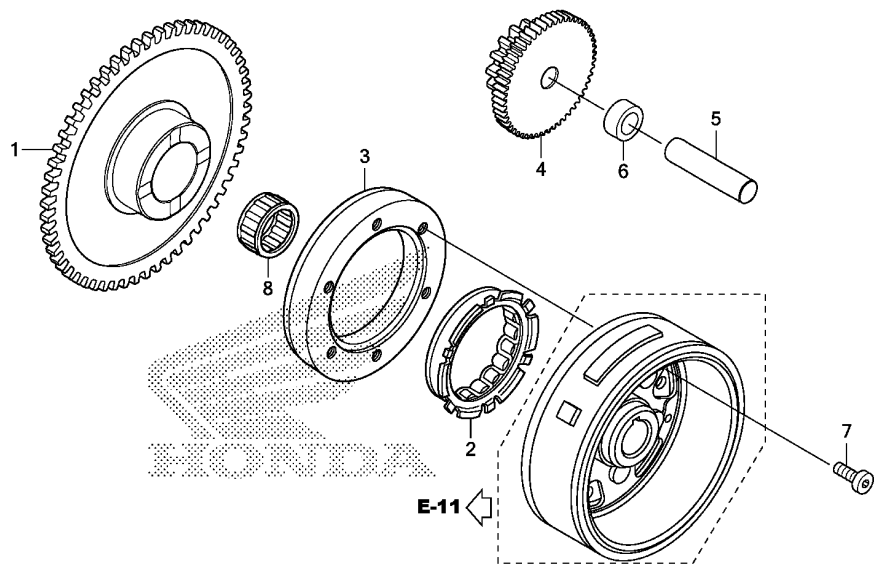
Ref. No.	Part No.	Description	Reqd. QTY			Serial No.	Parts catalogue code
			XR 125 LEK E	XL 125 LEK E	XR 150 LEK E		
1	22100-KWK-900	OUTER COMP., CLUTCH .....	1	1	1		
2	22115-KSP-910	GUIDE, CLUTCH OUTER .....	1	1	1		
3	22120-KTT-900	CENTER, CLUTCH .....	1	1	1		
4	22201-KTT-900	DISK, CLUTCH FRICTION .....	3	3	3		
5	22202-KTT-900	DISK, CLUTCH FRICTION .....	2	2	2		
6	22321-KTT-900	PLATE, CLUTCH .....	4	4	4		
7	22355-KTT-900	PLATE, CLUTCH PRESSURE .....	1	1	1		
8	22361-KTT-900	PLATE, CLUTCH LIFTER .....	1	1	1		
9	22366-KRM-840	ROD, CLUTCH LIFTER .....	1	1	1		
10	22401-KRM-840	SPRING, CLUTCH .....	4	4	4		
11	90008-KTT-900	BOLT, FLANGE, 6X25 .....	4	4	4		
12	90202-KRM-840	NUT, SPECIAL FLANGE, 14MM .....	1	1	1		
13	90405-KTT-900	WASHER, PLAIN, 17MM .....	1	1	1		
14	90501-KPT-A00	WASHER, 14.1X29X2.8 .....	1	1	1		
15	96100-60030-00	BEARING, RADIAL BALL, 6003 .....	1	1	1		



E-9

STARTING CLUTCH

E 9



Ref. No.	L.O.N.	(Relative ref. Number) Description	F.R.T.
1		(8)	
612120		GEAR, STARTER DRIVEN .....	0.5
3		(2)	
612131		OUTER, STARTING CLUTCH .....	0.6
4	612125	GEAR, STARTER REDUCTION .....	0.3

KRH7E0900

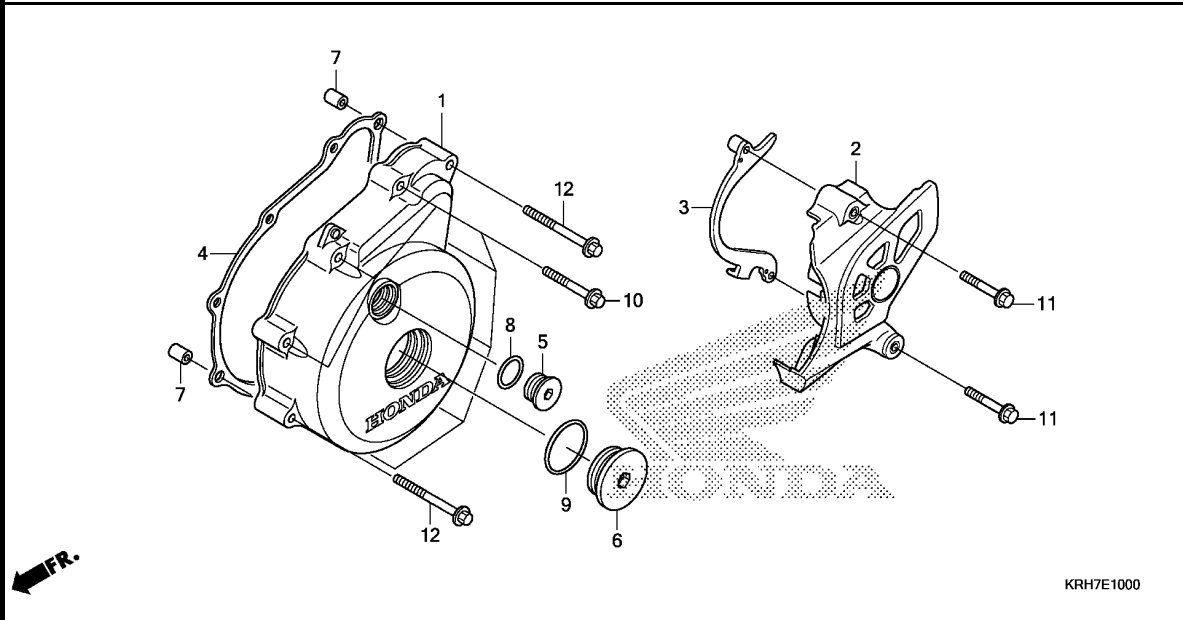
Ref. No.	Part No.	Description	Reqd. QTY			Serial No.	Parts catalogue code
			XR 125 LEK E	XL 125 LEK E	XR 150 LEK E		
1	28110-KTT-901	GEAR, STARTER DRIVEN(58T) ...	1	1	1		
2	28126-MN4-004	CLUTCH, ONE WAY(NIPPON SEIKO)	1	1	1		
	28120-KYA-901	CLUTCH, ONE WAY .....	1	1	-		
3	28128-KVC-900	OUTER, STARTING CLUTCH .....	1	1	1		
4	28131-KTT-900	GEAR, STARTER REDUCTION (15/53T)	1	1	1		
5	28132-KN6-930	SHAFT, REDUCTION GEAR .....	1	1	1		
6	28133-KRM-850	COLLAR, STARTER REDUCTION ...	1	1	1		
7	90085-KTT-900	BOLT, SOCKET, 6MM .....	6	6	6		
8	91104-KTT-901	BEARING, NEEDLE, 22X29X16.8 -	1	1	1		

2

**E-10**

**LEFT CRANKCASE COVER**

**E10**

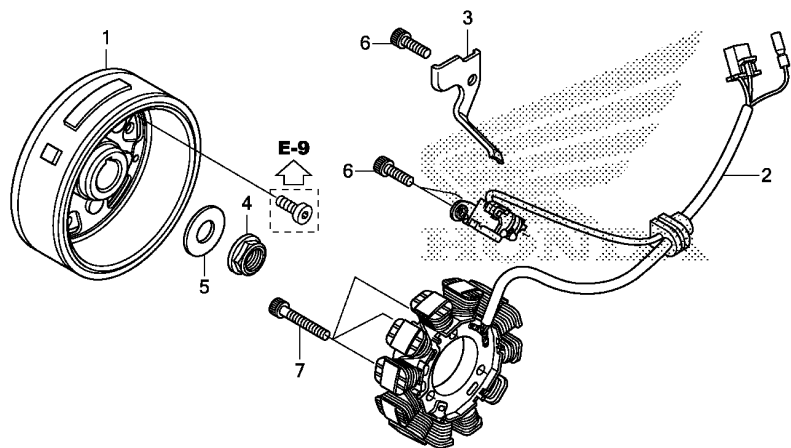


Ref. No.	L.O.N.	(Relative ref. Number) Description	F.R.T.
1	1101A6	COVER, CRANKCASE :LEFT .....	0.4
2	1101B0	COVER, CRANKCASE :LEFT REAR ..	0.1
4	1101A3	GASKET, CRANKCASE COVER :LEFT	0.3

Ref. No.	Part No.	Description	Reqd. QTY			Serial No.	Parts catalogue code
			XR 125 LEK E	XL 125 LEK E	XR 150 LEK E		
1	11341-KWK-900	COVER, L. CRANKCASE .....	1	1	1		
2	11360-KRH-780	COVER COMP., L. RR. ....	1	1	1		
3	11365-KRH-780	GUIDE COMP., DRIVE CHAIN .....	1	1	1		
4	11395-KWK-900	GASKET, L. COVER .....	1	1	1		
5	90084-KTT-900	CAP, 14MM .....	1	1	1		
6	90087-KRM-840	CAP, 32MM .....	1	1	1		
7	90702-KRM-840	DOWEL PIN, 8X14 .....	2	2	2		
8	91303-KRM-840	O-RING, 13.8X2.5 .....	1	1	1		
9	91305-KRM-840	O-RING, 31.7X2.4 .....	1	1	1		
10	96001-06035-00	BOLT, FLANGE, 6X35 .....	7	7	7		
11	96001-06040-00	BOLT, FLANGE, 6X40 .....	2	2	2		
12	96001-06045-00	BOLT, FLANGE, 6X45 .....	2	2	2		







KRH7E1100

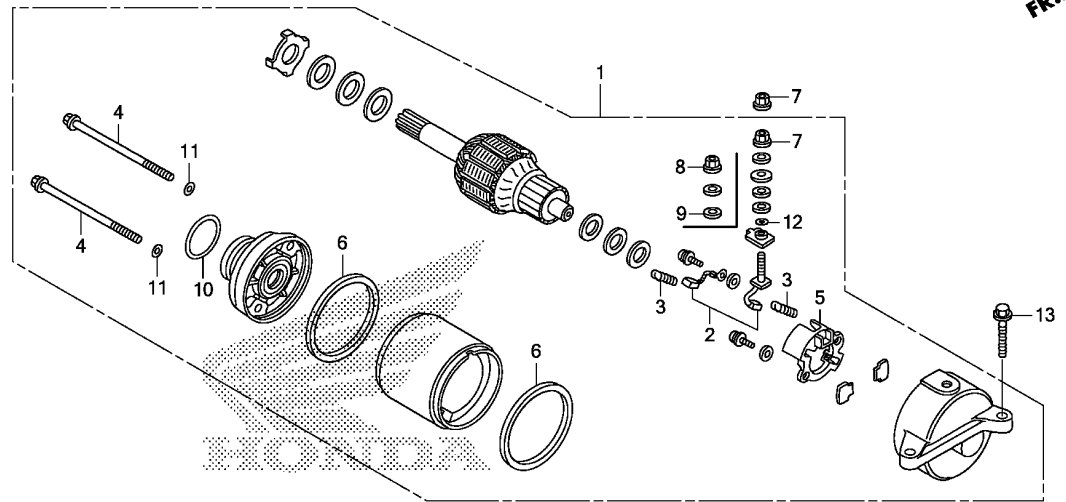
Ref. No.	L.O.N.	(Relative ref. Number) Description	F.R.T.
1	613105	ROTOR OR FLYWHEEL .....	0.6
2	6131A3	STATOR .....	0.6

Ref. No.	Part No.	Description	Reqd. QTY			Serial No.	Parts catalogue code
			XR 125 LEK E	XL 125 LEK E	XR 150 LEK E		
1	31110-KRH-A01	FLYWHEEL COMP. ....	1	1	1		
2	31120-KRH-781	STATOR COMP. ....	1	1	1		
3	32111-KSP-910	CLAMPER, A.C. GENERATOR CORD	1	1	1		
4	90201-KRM-840	NUT, FLANGE, 14MM .....	1	1	1		
5	90501-KPT-A00	WASHER, 14.1X29X2.8 .....	1	1	1		
6	96600-06016-00	BOLT, SOCKET, 6X16 .....	3	3	3		
7	96600-06022-00	BOLT, SOCKET, 6X22 .....	3	3	3		

E-13

STARTER MOTOR

E12

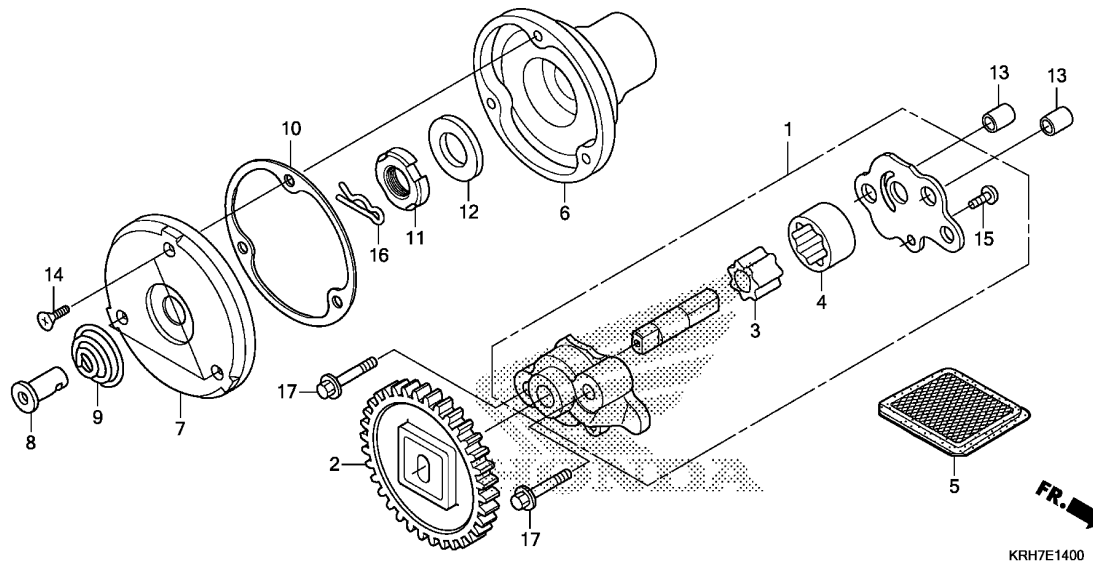


KRH7E1300

Ref. No.	L.O.N.	(Relative ref. Number) Description	F.R.T.
1		(10)	
612105		MOTOR, STARTING .....	0.4
2		(3,5,6)	
6121A4		TERMINAL, BRUSH(STARTER) .....	0.6

Ref. No.	Part No.	Description	Reqd. QTY			Serial No.	Parts catalogue code
			XR 125 LEK E	XL 125 LEK E	XR 150 LEK E		
1	31200-KRM-851	MOTOR ASSY., STARTER(MITSUBA)	1	1	-		
	31200-KRH-651	MOTOR ASSY., STARTER .....	-	-	1		
2	31201-KPT-A01	TERMINAL SET, BRUSH .....	1	1	-		
	31201-KVC-901	.....	-	-	1		
3	31204-KG8-004	SPRING, CARBON BRUSH .....	2	2	-		
	31204-KRH-651	SPRING, BRUSH .....	-	-	2		
4	31205-KRM-851	BOLT, SETTING .....	2	2	-		
	31205-KYY-931	.....	-	-	2		
5	31206-KPH-881	HOLDER, BRUSH .....	1	1	-		
	31206-KRH-651	HOLDER SET, BRUSH .....	-	-	1		
6	31207-MBE-008	RING .....	2	2	-		
	31207-KRH-651	.....	-	-	2		
7	90071-MB0-000	NUT-WASHER, 6MM .....	2	2	-		
	90071-K28-910	.....	-	-	1		
8	90071-K28-910	NUT-WASHER, 6MM .....	-	-	1		
9	91308-KRH-651	PACKING .....	-	-	1		
10	91309-425-003	O-RING, 24.4X3.1(ARAI) .....	1	1	-		
	91309-KYY-931	O RING, 24.4X3.1 .....	-	-	1		
11	91320-MB0-000	O-RING, 4X2 .....	2	2	-		
	91320-KYY-931	O-RING .....	-	-	2		
12	91320-MB0-000	O-RING, 4X2 .....	1	1	-		
13	95701-06022-00	BOLT, FLANGE, 6X22 .....	2	2	2		

2



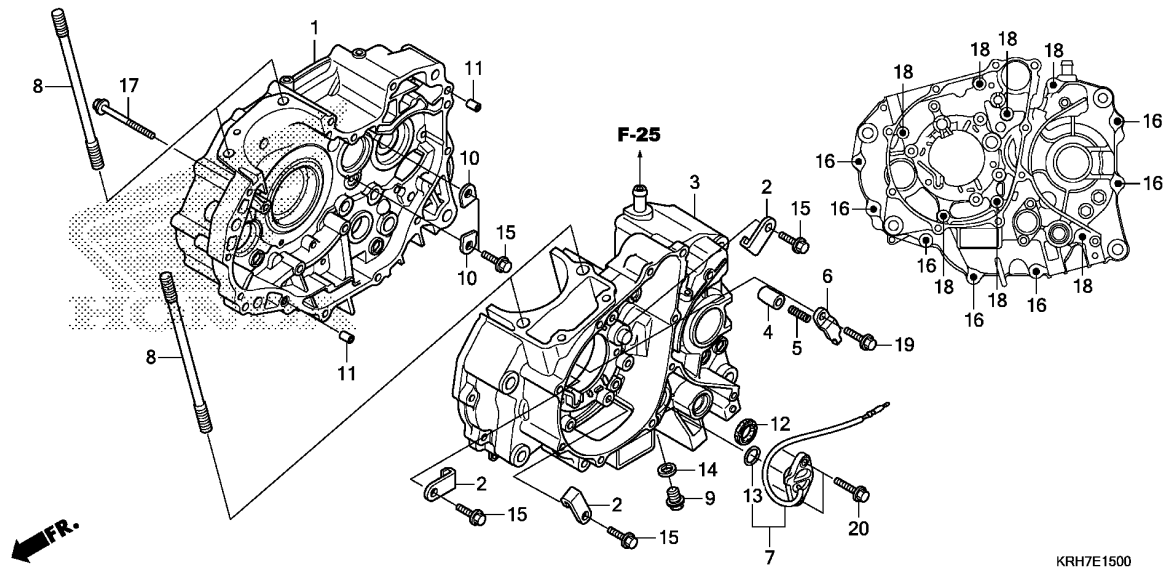
Ref. No.	L.O.N.	(Relative ref. Number) Description	F.R.T.
1	113105	PUMP ASSY., OIL .....	0.7
2	1131B8	GEAR, OIL PUMP DRIVE .....	0.6
3		(4)	
	1131C7	ROTOR, OIL PUMP .....	0.7
5	1131B5	SCREEN, OIL FILTER .....	0.6
6	1101L0	ROTOR, OIL FILTER .....	0.8
7		(10)	
	1101L1	CAP, OIL FILTER ROTOR .....	0.7

Ref. No.	Part No.	Description	Reqd. QTY			Serial No.	Parts catalogue code
			XR 125 LEK E	XL 125 LEK E	XR 150 LEK E		
1	15100-KTT-900	PUMP ASSY., OIL .....	1	1	1		
2	15130-KTT-900	GEAR COMP., OIL PUMP(34T) ...	1	1	1		
3	15331-KTT-900	ROTOR, OIL PUMP INNER .....	1	1	1		
4	15332-KTT-900	ROTOR, OIL PUMP OUTER .....	1	1	1		
5	15421-KSP-910	SCREEN, OIL FILTER .....	1	1	1		
6	15430-KSP-910	ROTOR, OIL FILTER .....	1	1	1		
7	15436-KRM-840	CAP, OIL FILTER ROTOR .....	1	1	1		
8	15441-KCS-650	THROUGH, OIL .....	1	1	1		
9	15446-107-000	SPRING, OIL THROUGH .....	1	1	1		
10	15459-KWK-900	GASKET, OIL FILTER CAP .....	1	1	1		
11	90231-KRM-840	NUT, LOCK, 14MM .....	1	1	1		
12	90432-KPT-A00	WASHER, 14.2X26X3 .....	1	1	1		
13	90702-KRM-840	DOWEL PIN, 8X14 .....	2	2	2		
14	93700-05012-OA	SCREW, OVAL, 5X12 .....	3	3	3		
15	93901-34120	SCREW, TAPPING, 4X8 .....	1	1	1		
16	94251-08000	PIN, LOCK, 8MM .....	1	1	1		
17	95701-06035-00	BOLT, FLANGE, 6X35 .....	2	2	2		

E-15

CRANKCASE

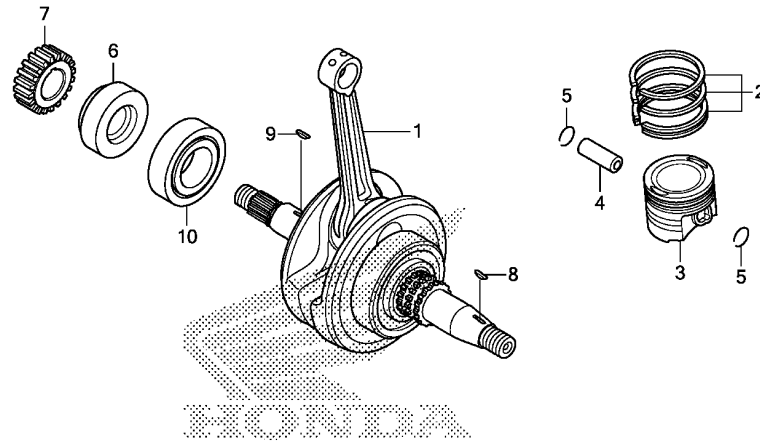
E14



Ref. No.	L.O.N.	(Relative ref. Number) Description	F.R.T.
1	110120	CRANKCASE :RIGHT ..... .INCLUDES: Engine removal and installation	4.6
3	110115	CRANKCASE :LEFT ..... .INCLUDES: Engine removal and installation	4.3
	1101A2	CRANKCASE :BOTH ..... .INCLUDES: Engine removal and installation	5.2
7	6151B8	SWITCH, NEUTRAL .....	0.3
12	1101F9	OIL SEAL, GEARSHIFT SPINDLE ..	0.9

Ref. No.	Part No.	Description	Reqd. QTY			Serial No.	Parts catalogue code
			XR 125 LEK E	XL 125 LEK E	XR 150 LEK E		
1	11100-KRH-A00	CRANKCASE COMP., R.(ES) .....	1	1	-		
	11100-KRH-650	.....	-	-	1		
2	11108-KTT-900	PLATE, L. BEARING SETTING ...	3	3	3		
3	11200-KRH-A00	CRANKCASE COMP., L.(ES) .....	1	1	-		
	11200-KRH-650	.....	-	-	1		
4	11215-KRM-840	PLUG, BEARING PUSH .....	1	1	1		
5	11216-KRM-840	SPRING, BEARING PUSH .....	1	1	1		
6	11217-KRM-840	PLATE, BEARING PUSH .....	1	1	1		
7	35750-KYE-900	SWITCH SET, NEUTRAL (TOYO DENSO)	1	1	1		
8	90031-KTT-900	BOLT, CYLINDER STUD, 8X140 ..	4	4	4		
9	90131-KRM-840	BOLT, DRAIN PLUG, 12MM .....	1	1	1		
10	90441-KRM-840	PLATE, BEARING HOLDER .....	2	2	2		
11	90702-KRM-840	DOWEL PIN, 8X14 .....	2	2	2		
12	91203-KSP-910	OIL SEAL, 14X22X5 .....	1	1	1		
13	91305-KPH-900	O-RING, 19.4X2.3 .....	1	1	1		
14	94109-12000	WASHER, DRAIN PLUG, 12MM .....	1	1	1		
15	95701-06016-00	BOLT, FLANGE, 6X16 .....	5	5	5		
16	95701-06040-00	BOLT, FLANGE, 6X40 .....	7	7	7		
17	95701-06045-00	BOLT, FLANGE, 6X45 .....	1	1	1		
18	95701-06070-00	BOLT, FLANGE, 6X70 .....	7	7	7		
19	96001-06018-00	BOLT, FLANGE, 6X18 .....	1	1	1		
20	96001-06020-00	BOLT, FLANGE, 6X20 .....	2	2	2		

2



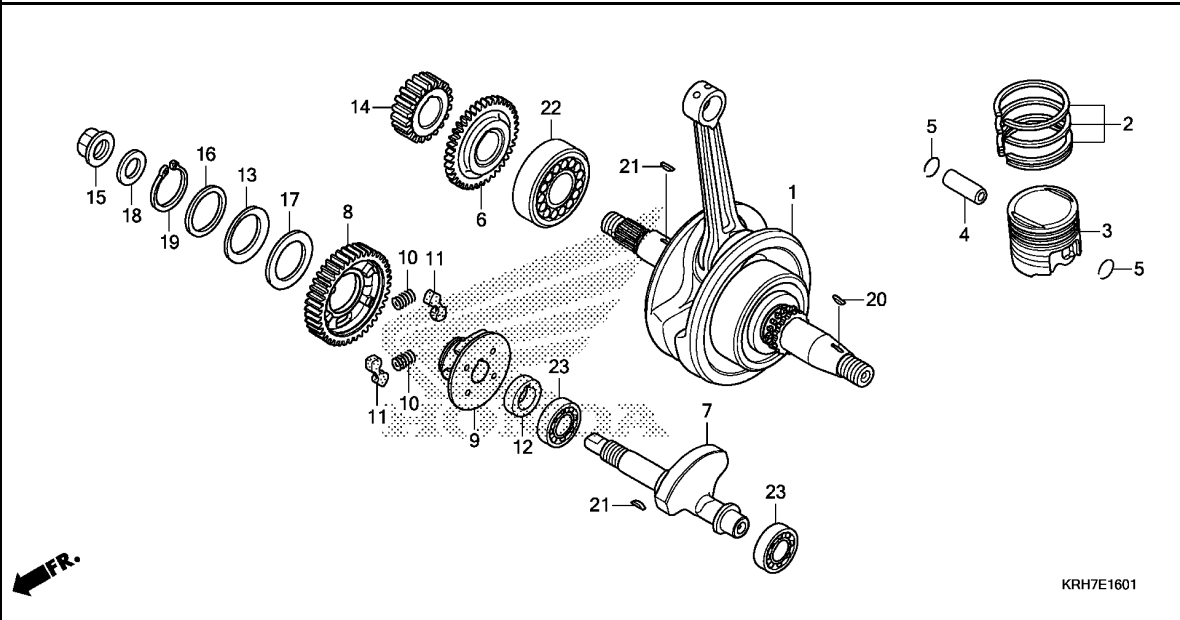
KRH7E1600

Ref. No.	L.O.N.	(Relative ref. Number) Description	F.R.T.
1	1101B5	CRANKSHAFT ..... -INCLUDES: Engine removal and installation (2,4,5)	3.8
3	111103	PISTON RING AND/OR PISTON(ONE)	1.8
7	211105	GEAR, PRIMARY DRIVE .....	1.0
10	1101B7	BEARING, CRANKSHAFT :RIGHT ... -INCLUDES: Engine removal and installation	3.8

Ref. No.	Part No.	Description	Reqd. QTY			Serial No.	Parts catalogue code
			XR 125 LEK E	XL 125 LEK E	XR 150 LEK E		
1	13000-KVX-600	CRANKSHAFT COMP. ....	1	1	-		
2	13011-KVX-600	RING SET, PISTON(STD.) (RIKEN)	1	1	-		
	13021-KVX-600	RING SET, PISTON(0.25) (RIKEN)	(1)	(1)	-		
	13031-KVX-600	RING SET, PISTON(0.50) (RIKEN)	(1)	(1)	-		
	13041-KVX-600	RING SET, PISTON(0.75) (RIKEN)	(1)	(1)	-		
	13051-KVX-600	RING SET, PISTON(1.00) (RIKEN)	(1)	(1)	-		
3	13101-KTE-910	PISTON(STD.) .....	1	1	-		
	13102-KTE-305	PISTON(0.25) .....	(1)	(1)	-		
	13103-KTE-305	PISTON(0.50) .....	(1)	(1)	-		
	13104-KTE-305	PISTON(0.75) .....	(1)	(1)	-		
	13105-KTE-305	PISTON(1.00) .....	(1)	(1)	-		
4	13111-KVX-600	PIN, PISTON .....	1	1	-		
5	13115-GN5-910	CLIP, PISTON PIN, 13MM .....	2	2	-		
6	13412-KTE-910	COLLAR, R. CRANKSHAFT .....	1	1	-		
7	23121-KTT-900	GEAR, PRIMARY DRIVE(20T) ....	1	1	-		
8	90741-KFB-000	KEY, WOODRUFF, 4MM .....	1	1	-		
9	90741-KGH-900	KEY, WOODRUFF, 4MM .....	1	1	-		
10	91001-KRM-842	BEARING, ROLLER, 30X58X17 (NTN)	1	1	-		
	91001-KSP-913	BEARING, ROLLER, 30X58X17 (FAG)	1	1	-		

E-16-1

CRANKSHAFT/PISTON(XR150LEK)

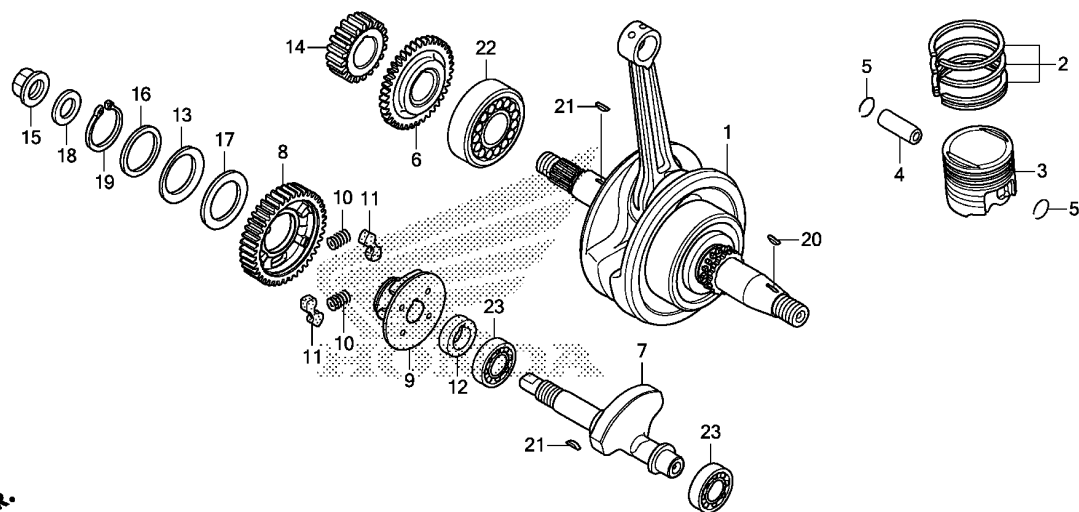


KRH7E1601

Ref. No.	L.O.N.	(Relative ref. Number) Description	F.R.T.
1	1101B5	CRANKSHAFT ..... .INCLUDES: Engine removal and installation (2,4,5)	3.8
3	111103	PISTON RING AND/OR PISTON(ONE)	1.8
6	110183	GEAR, BALANCER DRIVE .....	1.0
7	110185	SHAFT, BALANCER ..... .INCLUDES: Engine removal and installation (10,11)	3.6
8	1101L5	GEAR, BALANCER DRIVEN .....	0.8
9	1101L6	BUSH, BALANCER DRIVEN GEAR ...	0.8
14	211105	GEAR, PRIMARY DRIVE .....	1.0
22	1101B7	BEARING, CRANKSHAFT :RIGHT ... .INCLUDES: Engine removal and installation	3.8
23	1101G3	BEARING, BALANCER SHAFT :LEFT .INCLUDES: Engine removal and installation	3.8
	1101G4	BEARING, BALANCER SHAFT :RIGHT .INCLUDES: Engine removal and installation	3.8
	1101G5	BEARING, BALANCER SHAFT :BOTH .INCLUDES: Engine removal and installation	4.0

Ref. No.	Part No.	Description	Reqd. QTY			Serial No.	Parts catalogue code
			XR 125 LEK E	XL 125 LEK E	XR 150 LEK E		
1	13000-KTT-C00	CRANKSHAFT COMP. ....	-	-	1		
2	13011-KRM-305	RING SET, PISTON(STD.) (RIKEN)	-	-	1		
	13021-KRM-305	RING SET, PISTON(0.25) (RIKEN)	-	-	(1)		
	13031-KRM-305	RING SET, PISTON(0.50) (RIKEN)	-	-	(1)		
	13041-KRM-305	RING SET, PISTON(0.75) (RIKEN)	-	-	(1)		
	13051-KRM-305	RING SET, PISTON(1.00) (RIKEN)	-	-	(1)		
3	13101-KRM-930	PISTON(STD.) .....	-	-	1		
	13102-KRM-305	PISTON(0.25) .....	-	-	(1)		
	13103-KRM-305	PISTON(0.50) .....	-	-	(1)		
	13104-KRM-305	PISTON(0.75) .....	-	-	(1)		
	13105-KRM-305	PISTON(1.00) .....	-	-	(1)		
4	13111-KTT-900	PIN, PISTON .....	-	-	1		
5	13112-KRM-840	CLIP, PISTON PIN, 14MM .....	-	-	2		
6	13411-KTT-900	GEAR, BALANCER DRIVE(41T) ...	-	-	1		
7	13421-KRM-840	SHAFT, BALANCER .....	-	-	1		
8	13422-KTT-900	GEAR, BALANCER DRIVEN(41T) ..	-	-	1		
9	13426-KTT-900	BUSH, BALANCER DRIVEN GEAR ..	-	-	1		
10	13427-KTT-900	SPRING, DAMPER .....	-	-	2		
11	13428-KRM-840	RUBBER, DAMPER .....	-	-	2		
12	13429-KTT-900	COLLAR, BALANCER DRIVEN GEAR	-	-	1		
13	13538-KTT-900	SPRING, THRUST .....	-	-	1		
14	23121-KTT-900	GEAR, PRIMARY DRIVE(20T) .....	-	-	1		
15	90201-KRM-840	NUT, FLANGE, 14MM .....	-	-	1		
16	90402-KTT-900	WASHER, 28.1X36X1.8 .....	-	-	1		
17	90403-KTT-900	WASHER, 28.1X45X1.4 .....	-	-	1		

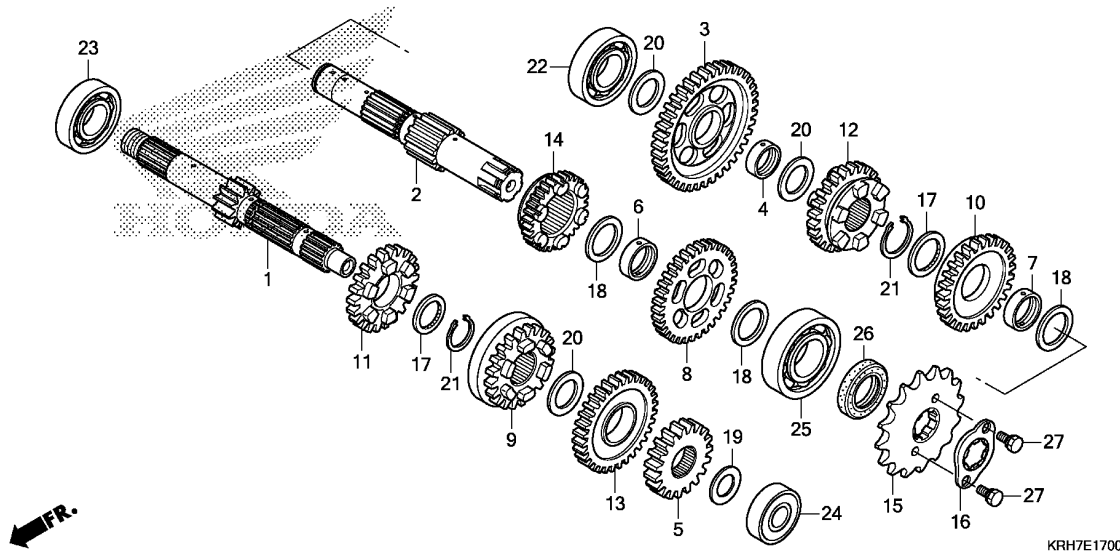




FR.

KRH7E1601

Ref. No.	Part No.	Description	Reqd. QTY			Serial No.	Parts catalogue code
			XR 125 LEK E	XL 125 LEK E	XR 150 LEK E		
18	90501-KPT-A00	WASHER, 14.1X29X2.8 .....	-	-	1		
19	90604-KTT-900	CIRCLIP, EXTERNAL, 28 .....	-	-	1		
20	90741-KFB-000	KEY, WOODRUFF, 4MM .....	-	-	1		
21	90741-KGH-900	KEY, WOODRUFF, 4MM .....	-	-	2		
22	91001-KRM-842	BEARING, ROLLER, 30X58X17 (NTN)	-	-	1		
	91001-KSP-913	BEARING, ROLLER, 30X58X17 (FAG)	-	-	1		
23	91004-KTT-900	BEARING, RADIAL BALL, 6202 SPL	-	-	2		

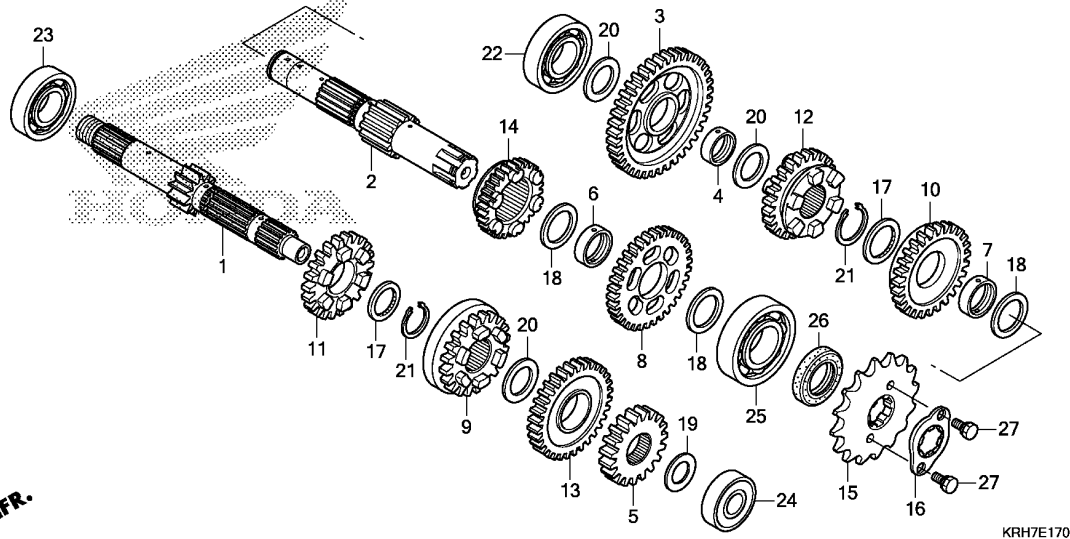


Ref. No.	L.O.N.	(Relative ref. Number) Description	F.R.T.
1		(5,9,11,13)	
210141		MAINSHAFT, TRANSMISSION ..... .INCLUDES: Engine removal and installation	3.8
210141A		.Replace countershaft add ....	0.2
2		(3,8,10,12,14)	
210142		COUNTERSHAFT, TRANSMISSION ... .INCLUDES: Engine removal and installation	3.8
210142A		.Replace mainshaft add .....	0.2
15		213135 SPROCKET, DRIVE .....	0.2
22		2101C8 BEARING, COUNTERSHAFT :RIGHT .INCLUDES: Engine removal and installation	3.8
23		2101C5 BEARING, MAINSHAFT :RIGHT .... .INCLUDES: Engine removal and installation	3.8
24		2101C2 BEARING, MAINSHAFT :LEFT ..... .INCLUDES: Engine removal and installation	3.8
		2101C6 BEARING, MAINSHAFT :BOTH ..... .INCLUDES: Engine removal and installation	4.0
+25		2101C7 BEARING, COUNTERSHAFT :LEFT ..	3.8

Ref. No.	Part No.	Description	Reqd. QTY			Serial No.	Parts catalogue code
			XR 125 LEK E	XL 125 LEK E	XR 150 LEK E		
1	23210-KRH-780	MAINSHAFT COMP.(14T) .....	1	1	1		
2	23220-KRH-780	COUNTERSHAFT COMP. ....	1	1	1		
3	23421-KRH-780	GEAR, COUNTERSHAFT LOW(39T) -	1	1	1		
4	23427-KRM-840	BUSH, 17X20.5X8.0 .....	1	1	1		
5	23431-KPN-A00	GEAR, MAINSHAFT SECOND(16T) -	1	1	1		
6	23432-KRH-780	BUSH, 20MM .....	1	1	1		
7	23432-KVX-600	BUSH, 20MM .....	1	1	1		
8	23441-KPN-A00	GEAR, COUNTERSHAFT SECOND(30T)	1	1	1		
9	23451-KPN-A00	GEAR, MAINSHAFT THIRD(22T) --	1	1	1		
10	23461-KPN-A00	GEAR, COUNTERSHAFT THIRD(31T)	1	1	1		
11	23471-KPN-A00	GEAR, MAINSHAFT FOURTH(25T) -	1	1	1		
12	23481-KPN-A00	GEAR, COUNTERSHAFT FOURTH(28T)	1	1	1		
13	23491-KPN-A00	GEAR, MAINSHAFT FIFTH(32T) --	1	1	1		
14	23501-KPN-A00	GEAR, COUNTERSHAFT FIFTH(30T)	1	1	1		
15	23801-KWF-940	SPROCKET, DRIVE(16T) .....	1	1	-		
	23801-KRH-650	SPROCKET, DRIVE(17T) .....	-	-	1		
16	23811-KR3-600	PLATE A2, FIXING .....	1	1	1		
17	90453-KVX-600	WASHER, SPLINE, 20MM .....	2	2	2		
18	90454-KTT-900	WASHER B, THRUST, 20MM .....	3	3	3		
19	90456-KTT-900	WASHER, THRUST, 12MM .....	1	1	1		
20	90458-KVS-900	WASHER, THRUST, 17MM .....	3	3	3		
21	90602-KYY-900	CIRCLIP, 20MM .....	2	2	2		
22	91003-KTT-900	BEARING, RADIAL BALL, 17X42X12	1	1	-		
	91003-KTT-C01	.....	-	-	1		



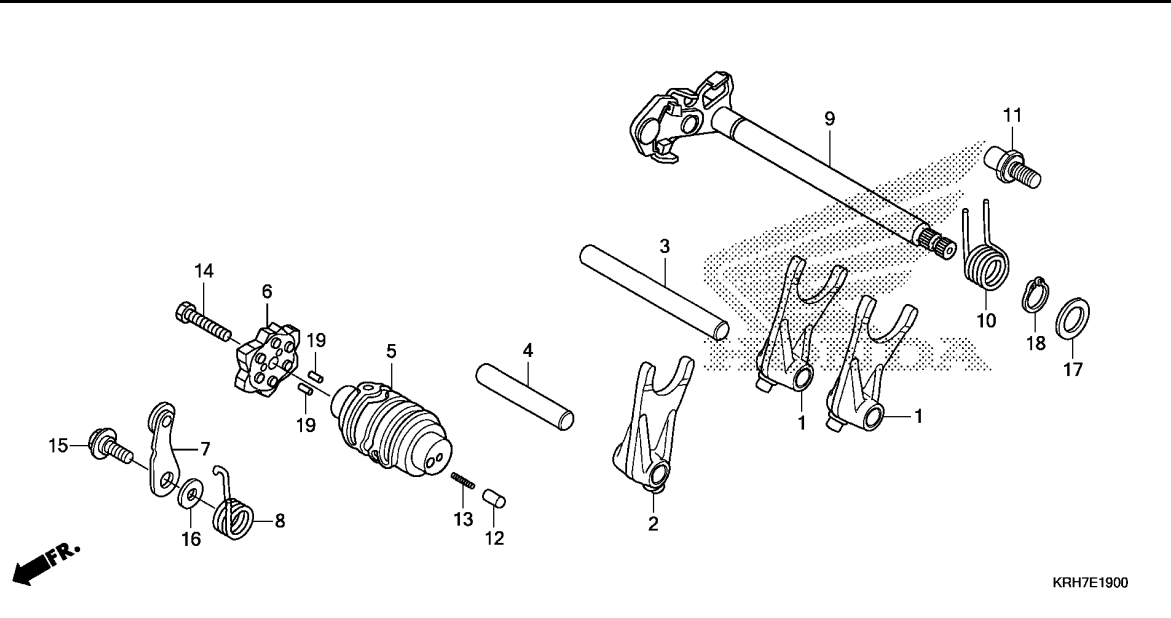




Ref. No.	L.O.N.	(Relative ref. Number) Description	F.R.T.
+25		.INCLUDES: Engine removal and installation	
2101C9		BEARING, COUNTERSHAFT :BOTH ..	4.0
2101D4		BEARING, MAINSHAFT AND COUNTERSHAFT :ALL .....	4.2
		.INCLUDES: Engine removal and installation	

Ref. No.	Part No.	Description	Reqd. QTY			Serial No.	Parts catalogue code
			XR 125 LEK E	XL 125 LEK E	XR 150 LEK E		
23	91004-KTN-900	BEARING, RADIAL BALL, 17X40X12	1	1	-		
	91015-KTT-901	BEARING, RADIAL BALL, 6203(C3)	-	-	1		
24	91005-KTN-900	BEARING, RADIAL BALL, 12X32X10	1	1	-		
	91014-KTT-901	BEARING, RADIAL BALL, 6201U	-	-	1		
25	91006-KTN-900	BEARING, RADIAL BALL, 20X47X14	1	1	-		
	91016-KTT-901	BEARING, RADIAL BALL, 6204 ..	-	-	1		
26	91216-KSP-910	OIL SEAL, 20X34X7 .....	1	1	1		
27	93101-06010-0A	BOLT, HEX., 6X10 .....	2	2	2		

2

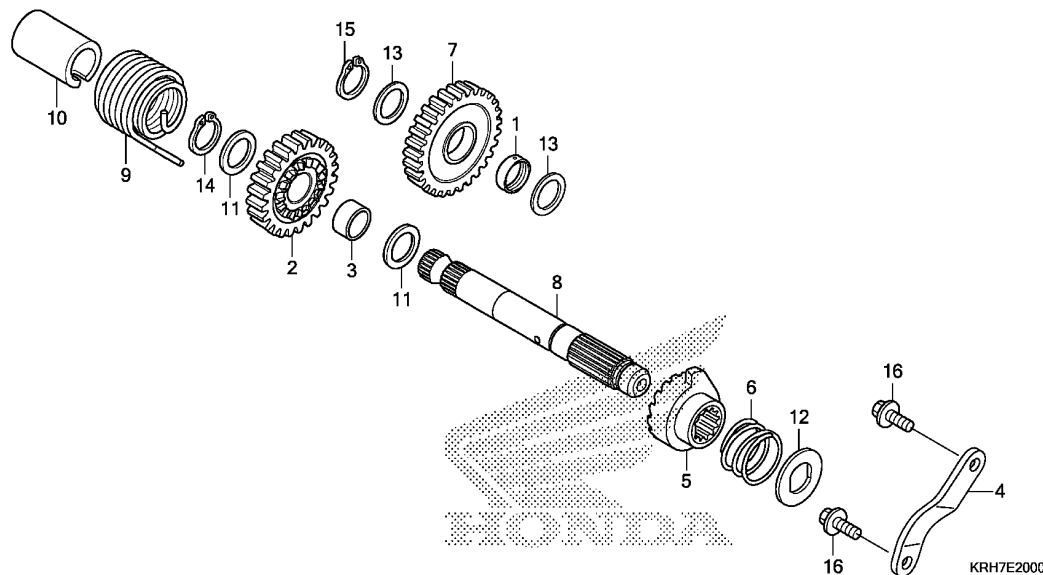


Ref. No.	L.O.N.	(Relative ref. Number) Description	F.R.T.
1	(2)	210112 FORK, GEARSHIFT .....	3.7
		.INCLUDES: Engine removal and installation .NOTE: Same time for two units or more	
5	2101A9	DRUM, GEARSHIFT .....	3.7
		.INCLUDES: Engine removal and installation	
6	2101D6	PLATE, GEARSHIFT DRUM STOPPER (8)	1.1
7	210125	STOPPER OR SPRING, SHIFT DRUM (8)	1.1
9	210122	SPINDLE, GEARSHIFT .....	1.0

KRH7E1900

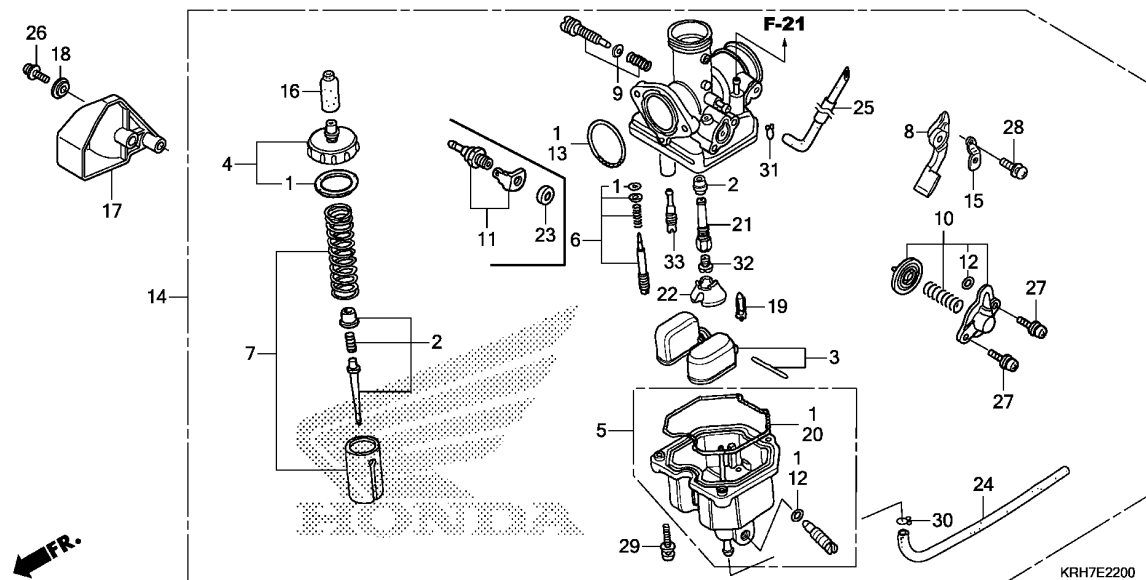
Ref. No.	Part No.	Description	Reqd. QTY			Serial No.	Parts catalogue code
			XR 125 LEK E	XL 125 LEK E	XR 150 LEK E		
1	24211-KTT-900	FORK, GEARSHIFT .....	2	2	2		
2	24212-KVX-600	FORK, CENTER GEARSHIFT .....	1	1	1		
3	24241-KRM-840	SHAFT A, GEARSHIFT FORK .....	1	1	1		
4	24242-KRM-840	SHAFT B, GEARSHIFT FORK .....	1	1	1		
5	24301-KRH-780	DRUM, GEARSHIFT .....	1	1	1		
6	24410-KTT-900	PLATE COMP., GEARSHIFT DRUM STOPPER	1	1	1		
7	24430-KRM-B10	STOPPER COMP., GEARSHIFT DRUM	1	1	1		
8	24436-KRM-840	SPRING, SHIFT DRUM STOPPER ..	1	1	1		
9	24610-KRM-840	SPINDLE COMP., GEARSHIFT .....	1	1	1		
10	24651-KRM-840	SPRING, GEARSHIFT RETURN .....	1	1	1		
11	24652-KRM-840	PIN, SHIFT RETURN SPRING .....	1	1	1		
12	35751-KPH-900	CAP, CHANGE SWITCH CONTACT ..	1	1	1		
13	35752-KRM-840	SPRING, CHANGE SWITCH CONTACT	1	1	1		
14	90003-KVS-900	BOLT, HEX., 6X20 .....	1	1	1		
15	90022-KRM-840	PIVOT, SHIFT DRUM STOPPER ARM	1	1	1		
16	90417-KRM-840	WASHER, DRUM STOPPER .....	1	1	1		
17	90457-KRM-840	WASHER, 14MM .....	1	1	1		
18	94510-14000	CIRCLIP, EXTERNAL, 14MM .....	1	1	1		
19	96220-30085	ROLLER, 3X8.5 .....	2	2	2		





Ref. No.	L.O.N.	(Relative ref. Number) Description	F.R.T.
2	1121A0	PINION, KICK STARTER .....	0.7
5	1121A1	RATCHET, KICK(RECOIL) STARTER .....	0.7
7	612135	GEAR, STARTER IDLE .....	1.0
8	1121A2	SPINDLE, KICK STARTER .....	0.7
9	112103	SPRING, KICK STARTER RETURN ..	0.7

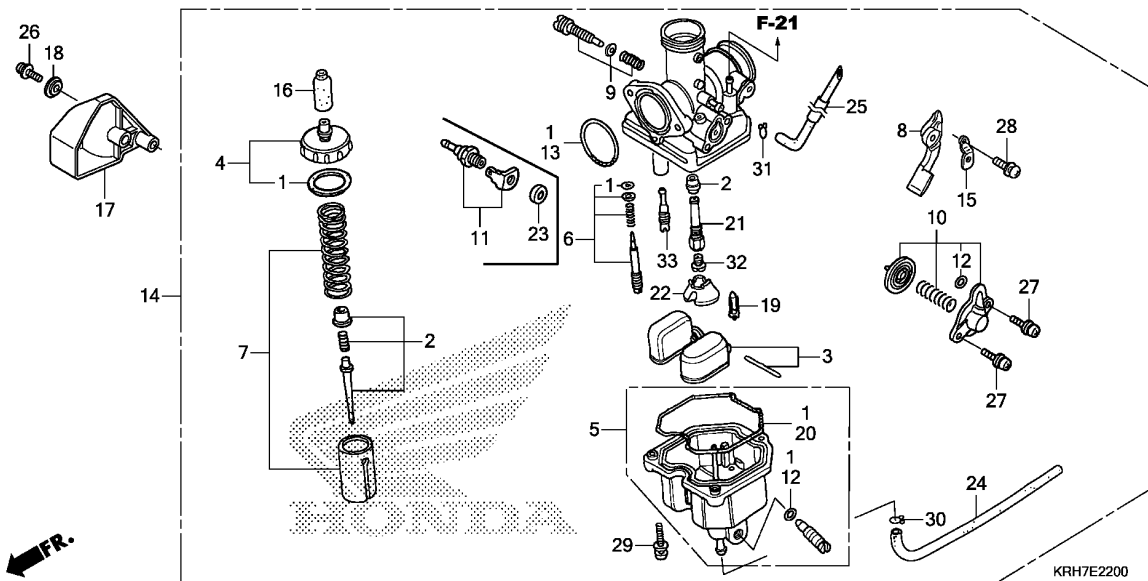
Ref. No.	Part No.	Description	Reqd. QTY			Serial No.	Parts catalogue code
			XR 125 LEK E	XL 125 LEK E	XR 150 LEK E		
1	23427-KRM-840	BUSH, 17X20.5X8.0 .....	1	1	1		
2	28211-KVS-600	PINION, KICK STARTER(24T) ...	1	1	1		
3	28212-KVS-600	COLLAR, 18.5MM .....	1	1	1		
4	28215-KWK-900	PLATE, KICK STOPPER .....	1	1	1		
5	28221-KRM-840	RATCHET, STARTER .....	1	1	1		
6	28223-KRM-840	SPRING, RATCHET .....	1	1	1		
7	28231-KWK-900	GEAR, KICK STARTER IDLE(29T)	1	1	1		
8	28251-KWG-600	SPINDLE, KICK STARTER .....	1	1	1		
9	28261-KRM-840	SPRING, KICK RETURN .....	1	1	1		
10	28282-KRM-840	COLLAR, KICK SPRING .....	1	1	1		
11	90451-KRM-840	WASHER, THRUST, 16MM .....	2	2	2		
12	90455-KRM-840	WASHER, SPECIAL, 14MM .....	1	1	1		
13	90458-KVS-900	WASHER, THRUST, 17MM .....	2	2	2		
14	90602-KPT-900	CIRCLIP, EXTERNAL, 16MM .....	1	1	1		
	94510-16000	.....	1	1	1		
15	90602-KRM-840	CIRCLIP, EXTERNAL, 17MM .....	1	1	1		
16	95701-06016-00	BOLT, FLANGE, 6X16 .....	2	2	2		



Ref. No.	L.O.N.	(Relative ref. Number) Description	F.R.T.
2	3111A3	NEEDLE, JET .....	0.6
3		(19)	
	311120	FLOAT OR FLOAT VALVE .....	0.5
4	3111A5	TOP SET, CARBURETOR .....	0.3
5	3111A6	CHAMBER, FLOAT .....	0.4
7	3111A8	VALVE, THROTTLE .....	0.4
8	3111F7	LEVER, CHOKE :CARBURETOR SIDE	0.1
10	3111B8	VALVE, AIR CUT .....	0.1
11	3111B4	HEATER, CARBURETOR .....	0.2
14	3111B5	CARBURETOR ASSEMBLY .....	0.5
32		(21,33)	
	3111D4	JET, MAIN .....	0.5

Ref. No.	Part No.	Description	Reqd. QTY			Serial No.	Parts catalogue code
			XR 125 LEK E	XL 125 LEK E	XR 150 LEK E		
1	16010-KCH-780	GASKET SET .....	1	1	1		
2	16012-KRH-A01 16012-KRH-651	NEEDLE SET, JET .....	1	1	-		
3	16013-KEH-900	FLOAT SET .....	1	1	1		
4	16014-KGA-901	TOP SET .....	1	1	1		
5	16015-KRG-003	CHAMBER SET, FLOAT .....	1	1	1		
6	16016-KRM-841	SCREW SET A .....	1	1	1		
7	16022-KRH-781	VALVE SET, THROTTLE .....	1	1	1		
8	16025-KRF-B41	LEVER SET, CHOKE .....	1	1	1		
9	16028-KEH-900	SCREW SET B .....	1	1	1		
10	16048-KRH-A01	VALVE SET, AIR CUT .....	1	1	1		
11	16070-KRH-901 16070-KRH-681	HEATER ASSY. ....	1	1	-	----- 2SA,SA ----- 1LA,NZ,SA	
12	16075-GHB-640	O-RING, 1.3X4.3 .....	2	2	2		
13	16075-GHB-B70	O-RING, 2.4X29 .....	1	1	1		
14	16100-KRH-A02 16100-KRH-A12 16100-KRH-681 16100-KRH-651	CARBURETOR ASSY.(PDN2H A) ... CARBURETOR ASSY.(PDN2J A) ... CARBURETOR ASSY.(PDN2P A) ... CARBURETOR ASSY.(PDN2M A) ...	1 1 - -	1 - - -	- - 1 1	----- 2SA,SA ----- 3LA,DK ----- 1LA,NZ,SA ----- 3LA,DK	
15	16119-KRF-B41	PLATE, SETTING .....	1	1	1		
16	16148-KB1-921	CAP, CABLE SEALING .....	1	1	1		
17	16151-KRH-950	COVER, CARBURETOR HEATER .....	1	1	1	----- 1LA,2SA,NZ,SA	
18	16152-KRH-900	COLLAR, CARBURETOR HEATER .....					
		COVER	1	1	1	----- 1LA,2SA,NZ,SA	
19	16155-KFR-701	VALVE COMP., FLOAT .....	1	1	1		



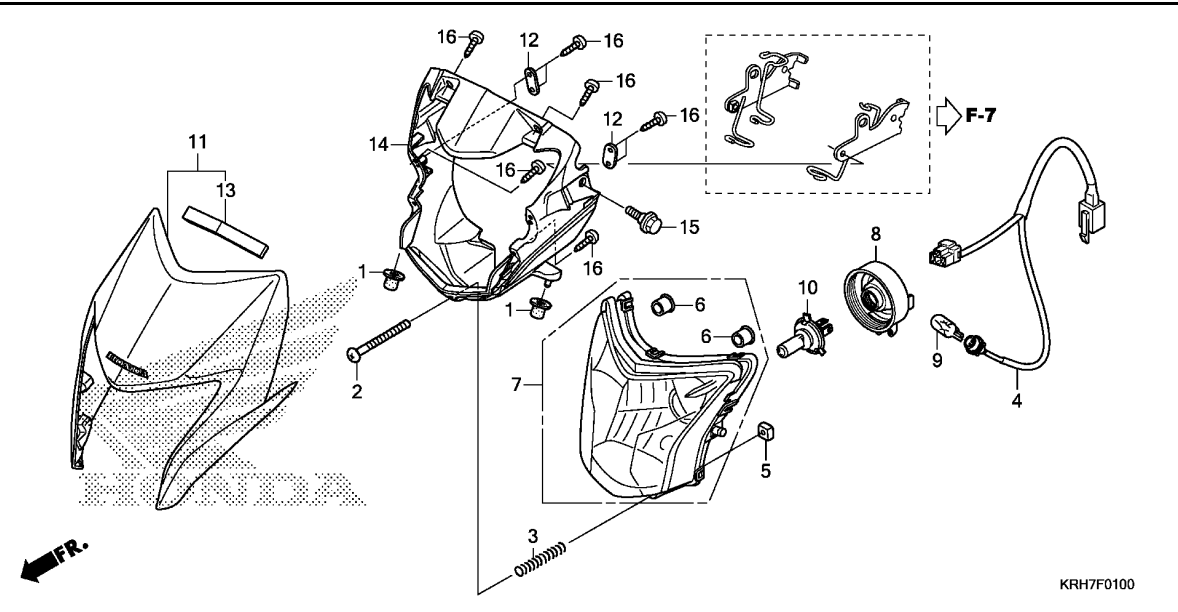


Ref. No.	Part No.	Description	Reqd. QTY			Serial No.	Parts catalogue code
			XR 125 LEK E	XL 125 LEK E	XR 150 LEK E		
20	16163-KCS-920	GASKET, FLOAT CHAMBER .....	1	1	1		
21	16165-KRH-782	HOLDER, NEEDLE JET .....	1	1	-		
	16165-KRH-651	.....	-	-	1		
22	16168-382-014	HOLDER, JET .....	1	1	1		
23	16172-KCP-J01	COLLAR, SETTING .....	1	1	1	-----	1LA,2SA,NZ,SA
24	16198-KRE-901	TUBE .....	1	1	1		
25	16199-KRH-781	TUBE COMP., AIR VENT .....	1	1	1		
26	90001-KGA-E00	SCREW-WASHER, 4X12 .....	1	1	1	-----	1LA,2SA,NZ,SA
27	93892-04010-10	SCREW-WASHER, 4X10 .....	2	2	2		
28	93892-04010-18	SCREW-WASHER, 4X10 .....	1	1	1		
29	93892-04016-08	SCREW-WASHER, 4X16 .....	3	3	3		
30	95002-02079	CLIP, TUBE(B7) .....	1	1	1		
31	95002-02089	CLIP, TUBE(B8) .....	1	1	1		
32	99101-GHB-1000	JET, MAIN, #100 .....	1	1	-		
	99101-GHB-1050	JET, MAIN, #105 .....	-	-	1		
33	99103-KRH-0350	JET COMP.(#35X#35) .....	1	1	1		

F-1

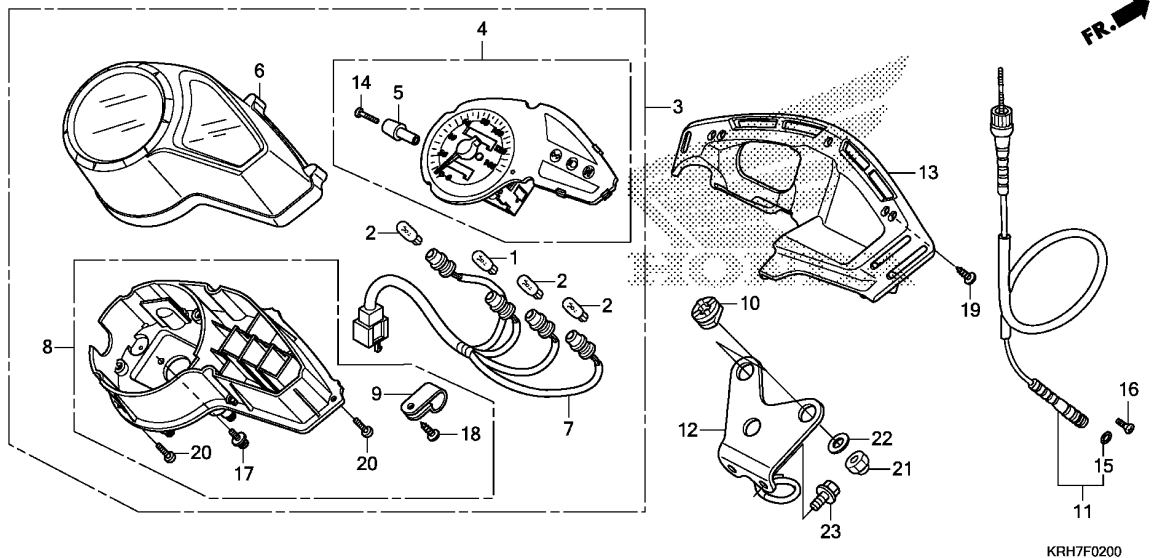
HEADLIGHT

G 1



Ref. No.	L.O.N.	(Relative ref. Number) Description	F.R.T.
4	6161B1	SOCKET, HEADLIGHT .....	0.1
7	6161A7	HEADLIGHT UNIT .....	0.2
9	616182	BULB, POSITION LIGHT .....	0.1
10	616118	BULB, HEADLIGHT .....	0.1
11	4111L3	COWL, FRONT CENTER .....	0.2
14	4111R9	INNER, FRONT VISOR .....	0.2

Ref. No.	Part No.	Description	Reqd. QTY			Serial No.	Parts catalogue code
			XR 125 LEK E	XL 125 LEK E	XR 150 LEK E		
1	19113-MB1-870	RUBBER, RADIATOR MOUNTING ...	2	2	2		
2	33103-KRH-660	SCREW, PAN, 4X60 .....	1	1	1		
3	33107-KRE-E30	SPRING, BEAM ADJUST .....	1	1	1		
4	33110-KRH-601	SOCKET COMP., HEADLIGHT .....	1	1	1	-----	----- 1LA,2SA,3LA,DK,SA
	33110-KRH-631	.....	-	-	1	-----	----- NZ
5	33117-KBR-730	NUT, BEAM ADJUSTING .....	1	1	1		
6	33117-KYY-901	CAP, SPECIAL .....	2	2	2		
7	33120-KRH-601	HEADLIGHT UNIT .....	1	1	1		
8	33122-KRH-601	COVER, SOCKET .....	1	1	1		
9	33301-KVJ-911	BULB, POSITION LIGHT(12V 5W)	1	1	1	-----	----- 1LA,2SA,3LA,DK,SA
	33301-KRH-631	BULB, POSITION LIGHT(12V W5W)	-	-	1	-----	----- NZ
10	34901-KVC-D01	BULB, HEADLIGHT(12V 35/35W)	1	1	1	-----	----- 1LA,2SA,3LA,DK,SA
	34901-KRH-631	.....	-	-	1	-----	----- NZ
11	61300-KRH-660ZA	VISOR SET, FR.(WL)					
	*TYPE1*	.....	1	1	1		
12	61302-KPY-970	PLATE, HEADLIGHT UNIT .....	2	2	2		
13	61302-KRH-660	CUSHION, VISOR .....	1	1	1		
14	61305-KRE-E30	INNER, FR. VISOR .....	1	1	1		
15	90116-KRH-900	BOLT, FLANGE, 6MM .....	2	2	2		
16	93913-24220	SCREW, TAPPING, 4X12 .....	10	10	10		

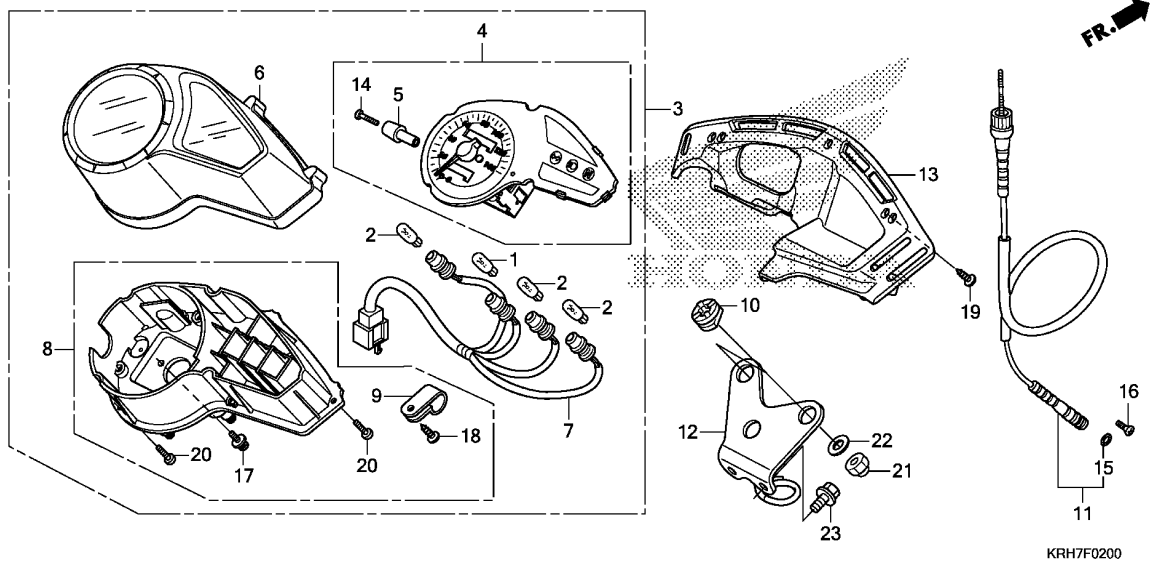


Ref. No.	L.O.N.	(Relative ref. Number) Description	F.R.T.
3	8121A1	METER ASSY., COMBINATION .....	0.3
4	8121H1	SPEEDOMETER .....	0.4
6	8121B4	CASE, METER :UPPER .....	0.3
7	6161G4	SOCKET ASSY., METER BULB .....	0.3
8	8121B5	CASE, METER :LOWER .....	0.4
11	811160	CABLE, SPEEDOMETER .....	0.2

KRH7F0200

3

Ref. No.	Part No.	Description	Reqd. QTY			Serial No.	Parts catalogue code
			XR 125 LEK E	XL 125 LEK E	XR 150 LEK E		
1	34908-KVJ-911	BULB, WEDGE BASE(T10) (12V 3.4W)	1	1	1		
2	34910-GFM-901	BULB, WEDGE BASE(T10) (12V 1.7W)	3	3	3		
3	37100-KRH-601	METER ASSY., COMBINATION(KPH)	1	1	1		
4	37210-KRH-601	SPEEDOMETER COMP. ....	1	1	1		
5	37213-KRH-901	KNOB, TRIP .....	1	1	1		
6	37220-KRH-601	CASE ASSY., UPPER .....	1	1	1		
7	37224-KRH-601	SOCKET COMP. ....	1	1	1		
8	37230-KRH-601	CASE ASSY., UNDER .....	1	1	1		
9	37233-KRH-901	CLAMP .....	1	1	1		
10	37243-MG2-000	RUBBER, SPEEDOMETER MOUNTING	3	3	3		
11	44830-KRH-900	CABLE ASSY., SPEEDOMETER ....	1	-	1		
	44830-KRH-780	.....	-	1	-		
12	61317-KRH-660	STAY, SPEEDOMETER .....	1	1	1		
13	61318-KRH-660	STAY, COUPLER .....	1	1	1		
14	90158-KCJ-710	SCREW, PAN, 2X6 .....	1	1	1		
15	91256-KK3-840	O-RING, 10X1.5 .....	1	1	1		
16	93700-05018-1A	SCREW, OVAL, 5X18 .....	1	-	1		
17	93893-04010-08	SCREW-WASHER, 4X10 .....	2	2	2		
18	93913-24220	SCREW, TAPPING, 4X12 .....	1	1	1		
19	93913-24320	SCREW, TAPPING, 4X12 .....	3	3	3		
20	93913-24420	SCREW, TAPPING, 4X16(PO) ....	5	5	5		
21	94021-06000-0S	NUT, CAP, 6MM .....	3	3	3		



Ref. No.	Part No.	Description	Reqd. QTY			Serial No.	Parts catalogue code
			XR 125 LEK E	XL 125 LEK E	XR 150 LEK E		
22	94103-06000	WASHER, PLAIN, 6MM .....	3	3	3		
23	95701-06012-00	BOLT, FLANGE, 6X12 .....	2	2	2		

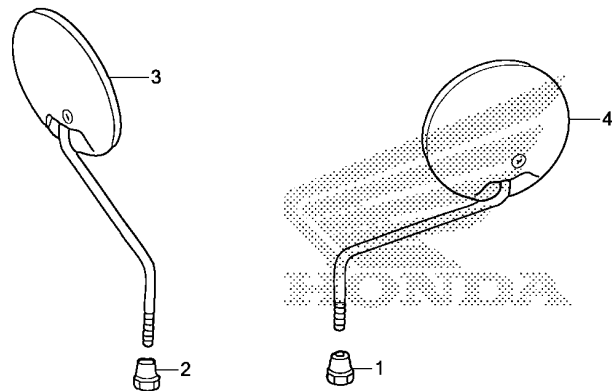




F-3

MIRROR

G 4



Ref. No. L.O.N. (Relative ref. Number) Description F.R.T.

NO INFORMATION .....

KRH7F0300

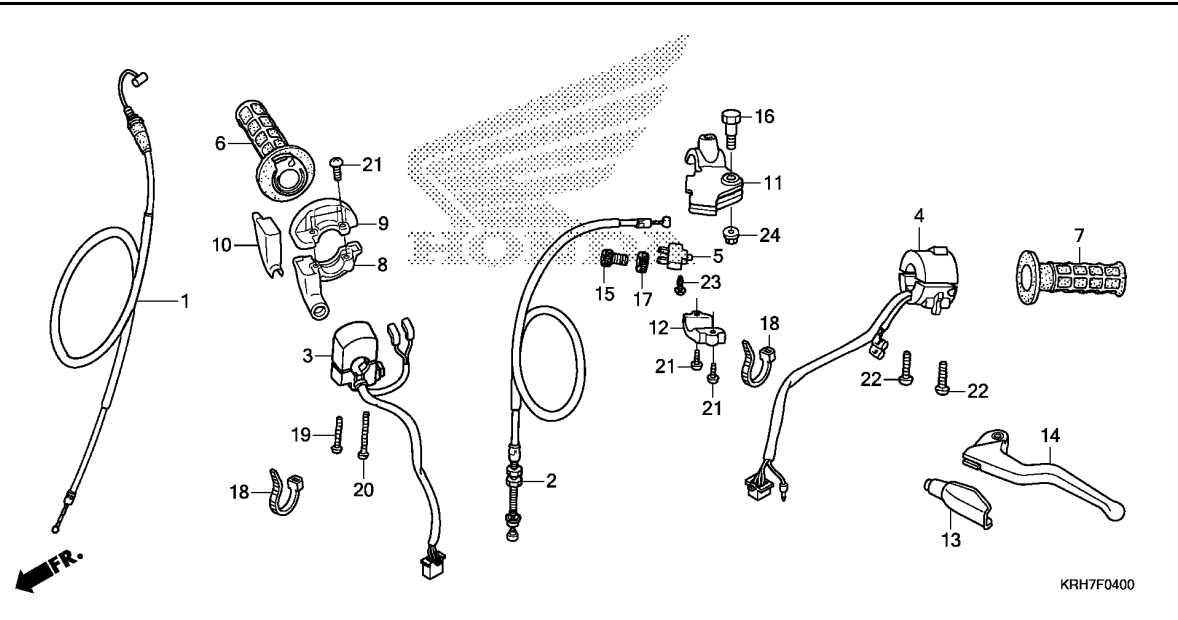
3

Ref. No.	Part No.	Description	Reqd. QTY			Serial No.	Parts catalogue code
			XR 125 LEK E	XL 125 LEK E	XR 150 LEK E		
1	88111-KRH-901	NUT, LOCK(LH) (RIGHT HAND THREAD)	1	1	1		
2	88112-KRH-901	NUT, LOCK(RH) (LEFT HAND THREAD)	1	1	1		
3	88210-KRH-900	MIRROR COMP., R. ....	1	-	1		
	88210-KRH-780	.....	-	1	-		
4	88220-KRH-900	MIRROR COMP., L. ....	1	-	1		
	88220-KRH-780	.....	-	1	-		

**F-4**

**HANDLE LEVER/SWITCH/CABLE(DISK BRAKE)**

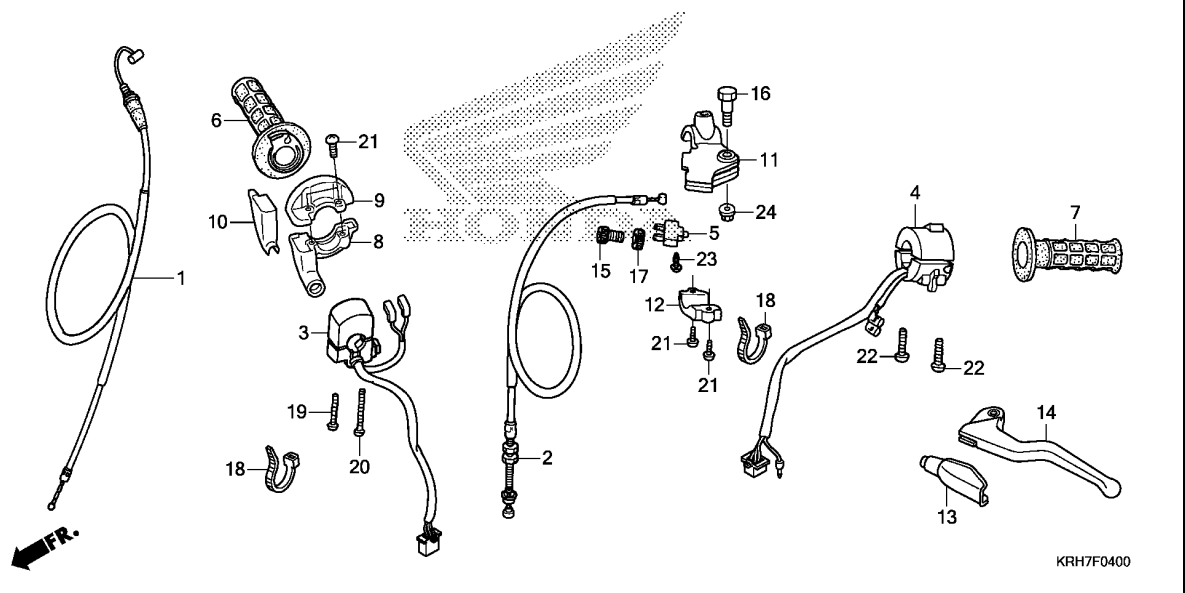
**G 5**



Ref. No.	L.O.N.	(Relative ref. Number) Description	F.R.T.
1	811100	CABLE, THROTTLE .....	0.3
2	811115	CABLE, CLUTCH .....	0.2
3	615120	SWITCH, STARTER KILL .....	0.2
4	615118	SWITCH, WINKER .....	0.4
5	6151A9	SWITCH, CLUTCH .....	0.1
6	810150	GRIP, THROTTLE .....	0.1
7	8101C0	GRIP, HANDLE :LEFT .....	0.1
8	810155	HOUSING, THROTTLE .....	0.1
11	8101C8	BRACKET, HANDLE LEVER :LEFT ..	0.2
14	8101C6	LEVER, HANDLE :LEFT .....	0.1
	8101F5	LEVER, HANDLE :BOTH .....	0.2

Ref. No.	Part No.	Description	Reqd. QTY			Serial No.	Parts catalogue code
			XR 125 LEK E	XL 125 LEK E	XR 150 LEK E		
1	17910-KRH-A00	CABLE COMP., THROTTLE .....	1	-	1		
2	22870-KRH-780	CABLE COMP., CLUTCH .....	1	-	1		
3	35131-KRH-601	SWITCH COMP., START .....	1	-	1	----- 1LA,3LA,DK,SA	
	35131-KRH-631	.....	-	-	1	----- NZ	
4	35201-KRH-601	SWITCH COMP., WINKER .....	1	-	1		
5	35330-KRH-901	SWITCH ASSY., CLUTCH .....	1	-	1		
6	53140-KB9-752	GRIP ASSY., THROTTLE .....	1	-	1		
7	53166-MK5-010	GRIP, L. HANDLE .....	1	-	1		
8	53167-KRH-920	HOUSING, UPPER THROTTLE .....	1	-	1		
		(LOWER)	1	-	1		
9	53168-KRH-920	HOUSING, LOWER THROTTLE .....	1	-	1		
		(UPPER)	1	-	1		
10	53169-KRH-900	SLIDER, THROTTLE .....	1	-	1		
11	53172-KRH-900	BRACKET, L. HANDLE LEVER ....	1	-	1		
12	53174-KRH-900	HOLDER, L. LEVER BRACKET ....	1	-	1		
13	53177-KRH-900	COVER, L. HANDLE LEVER .....	1	-	1		
14	53178-KRH-900	LEVER, L. STEERING HANDLE ...	1	-	1		
15	53192-KRH-900	BOLT, WIRE ADJUSTING .....	1	-	1		
16	90113-KRH-900	BOLT, HANDLE LEVER PIVOT ....	1	-	1		
17	90322-KRH-900	NUT, FIXING .....	1	-	1		
18	90650-KW3-000	BAND, WIRE .....	2	-	2		
19	93500-04032-0G	SCREW, PAN, 4X32 .....	1	-	1		
20	93500-04045-0G	SCREW, PAN, 4X45 .....	1	-	1		
21	93500-05016-0G	SCREW, PAN, 5X16 .....	4	-	4		

**3**



KRH7F0400

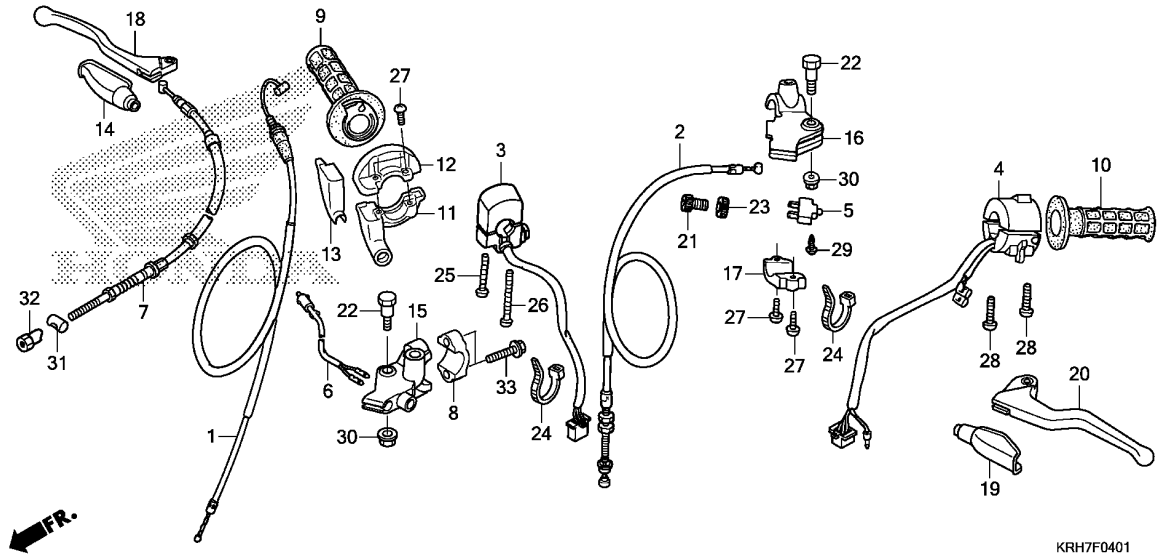
3

Ref. No.	Part No.	Description	Reqd. QTY			Serial No.	Parts catalogue code
			XR 125	XL 125	XR 150		

22	93500-05020-0G	SCREW, PAN, 5X20 .....	2	-	2		
23	93901-32320	SCREW, TAPPING, 3X12 .....	1	-	1		
24	94050-06000	NUT, FLANGE, 6MM .....	1	-	1		

**F-4-1**

**HANDLE LEVER/SWITCH/CABLE(DRUM BRAKE)**



Ref. No.	L.O.N.	(Relative ref. Number) Description	F.R.T.
1	811100	CABLE, THROTTLE .....	0.3
2	811115	CABLE, CLUTCH .....	0.2
3	615120	SWITCH, STARTER KILL .....	0.2
4	615118	SWITCH, WINKER .....	0.4
5	6151A9	SWITCH, CLUTCH .....	0.1
6	6151B2	SWITCH, FRONT STOP .....	0.3
7	811125	CABLE, FRONT BRAKE .....	0.2
9	810150	GRIP, THROTTLE .....	0.1
10	8101C0	GRIP, HANDLE :LEFT .....	0.1
11	810155	HOUSING, THROTTLE .....	0.1
15	8101C9	BRACKET, HANDLE LEVER :RIGHT ..	0.2
16	8101C8	BRACKET, HANDLE LEVER :LEFT ..	0.2
18	8101C7	LEVER, HANDLE :RIGHT .....	0.1
20	8101C6	LEVER, HANDLE :LEFT .....	0.1
	8101F5	LEVER, HANDLE :BOTH .....	0.2

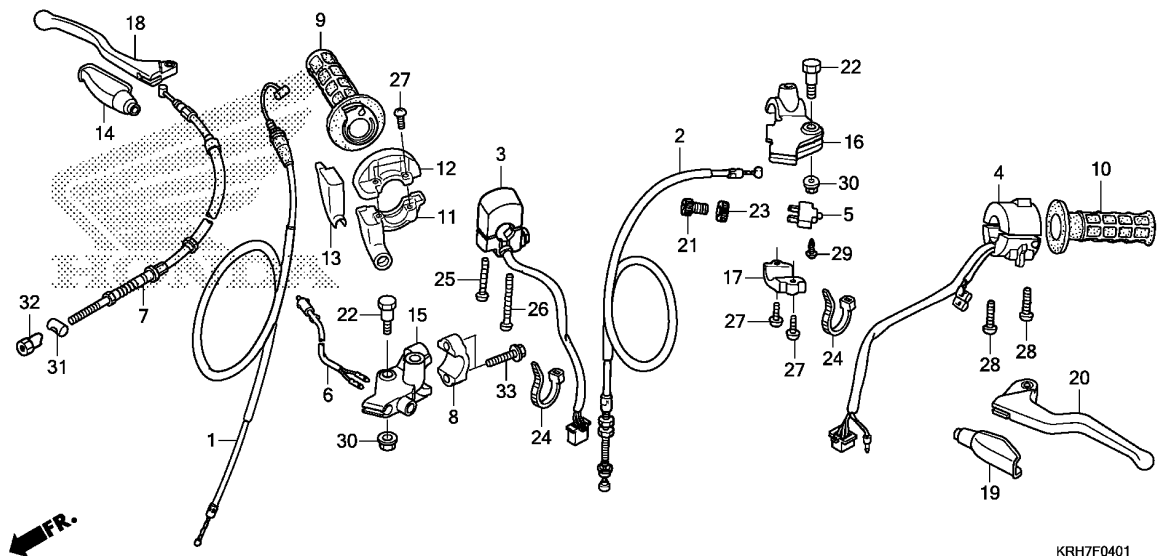
Ref. No.	Part No.	Description	Reqd. QTY			Serial No.	Parts catalogue code
			XR 125 LEK E	XL 125 LEK E	XR 150 LEK E		
1	17910-KRH-780	CABLE COMP., THROTTLE .....	-	1	-		
2	22870-KRH-780	CABLE COMP., CLUTCH .....	-	1	-		
3	35131-KRH-641	SWITCH COMP., START .....	-	1	-		
4	35201-KRH-601	SWITCH COMP., WINKER .....	-	1	-		
5	35330-KRH-901	SWITCH ASSY., CLUTCH .....	-	1	-		
6	35340-KRH-641	SWITCH ASSY., FR. STOP .....	-	1	-		
7	45450-KRH-781	CABLE COMP., FR. BRAKE .....	-	1	-		
8	45517-KCS-W60	HOLDER, MASTER CYLINDER .....	-	1	-		
9	53140-KB9-752	GRIP ASSY., THROTTLE .....	-	1	-		
10	53166-MK5-010	GRIP, L. HANDLE .....	-	1	-		
11	53167-KRH-920	HOUSING, UPPER THROTTLE .....	-	1	-		
12	53168-KRH-920	HOUSING, LOWER THROTTLE .....	-	1	-		
13	53169-KRH-900	SLIDER, THROTTLE .....	-	1	-		
14	53171-402-700	COVER, R. HANDLE LEVER .....	-	1	-		
15	53171-KRH-780	BRACKET, R. HANDLE LEVER .....	-	1	-		
16	53172-KRH-900	BRACKET, L. HANDLE LEVER .....	-	1	-		
17	53174-KRH-900	HOLDER, L. LEVER BRACKET .....	-	1	-		
18	53175-KRH-780	LEVER, R. STEERING HANDLE .....	-	1	-		
19	53177-KRH-900	COVER, L. HANDLE LEVER .....	-	1	-		
20	53178-KRH-900	LEVER, L. STEERING HANDLE .....	-	1	-		
21	53192-KRH-900	BOLT, WIRE ADJUSTING .....	-	1	-		
22	90113-KRH-900	BOLT, HANDLE LEVER PIVOT .....	-	2	-		



F-4-1

HANDLE LEVER/SWITCH/CABLE(DRUM BRAKE)

G 8

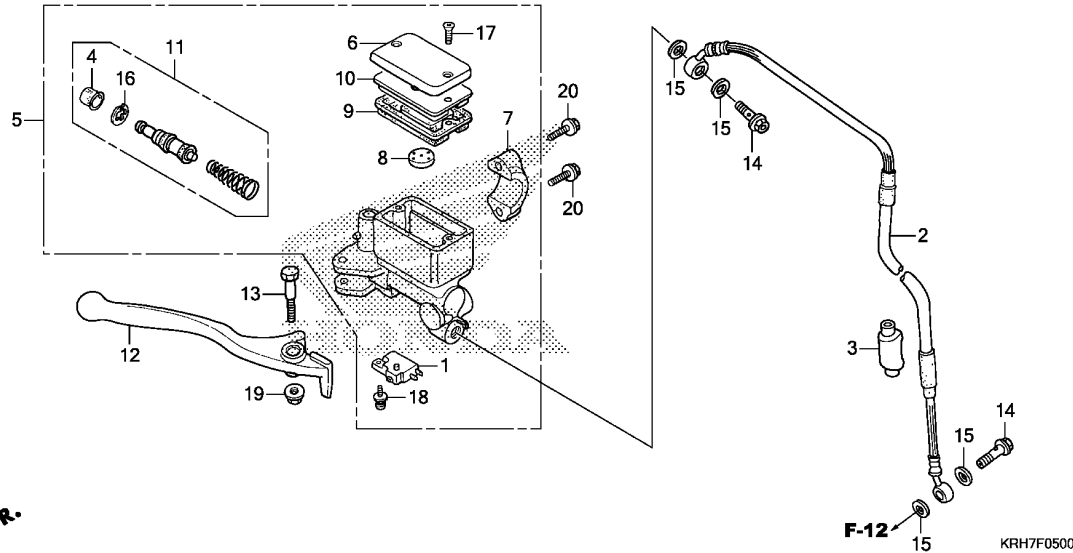


Ref. No.	Part No.	Description	Reqd. QTY			Serial No.	Parts catalogue code
			XR 125 LEK E	XL 125 LEK E	XR 150 LEK E		
23	90322-KRH-900	NUT, FIXING .....	-	1	-		
24	90650-KW3-000	BAND, WIRE .....	-	2	-		
25	93500-04032-0G	SCREW, PAN, 4X32 .....	-	1	-		
26	93500-04045-0G	SCREW, PAN, 4X45 .....	-	1	-		
27	93500-05016-0G	SCREW, PAN, 5X16 .....	-	4	-		
28	93500-05020-0G	SCREW, PAN, 5X20 .....	-	2	-		
29	93901-32320	SCREW, TAPPING, 3X12 .....	-	1	-		
30	94050-06000	NUT, FLANGE, 6MM .....	-	2	-		
31	95015-32001	JOINT B, BRAKE ARM .....	-	1	-		
32	95015-42000	NUT B, BRAKE ROD ADJUSTING ..	-	1	-		
33	95701-06022-07	BOLT, FLANGE, 6X22 .....	-	2	-		

3

**F-5**

**FRONT BRAKE MASTER CYLINDER**



Ref. No.	L.O.N.	(Relative ref. Number) Description	F.R.T.
1	6151B2	SWITCH, FRONT STOP .....	0.1
2	7121A0	HOSE, FRONT BRAKE .....	0.4
		.INCLUDES: Bleed brakes	
5	712105	CYLINDER, FRONT BRAKE MASTER .	0.4
		.INCLUDES: Bleed brakes	
9	7121G6	DIAPHRAGM, FRONT BRAKE MASTER	
		CYLINDER .....	0.1
11	7121G9	PISTON SET, FRONT BRAKE MASTER	
		.INCLUDES: Bleed brakes	0.4
12	8101C7	LEVER, HANDLE :RIGHT .....	0.1
	8101F5	LEVER, HANDLE :BOTH .....	0.2

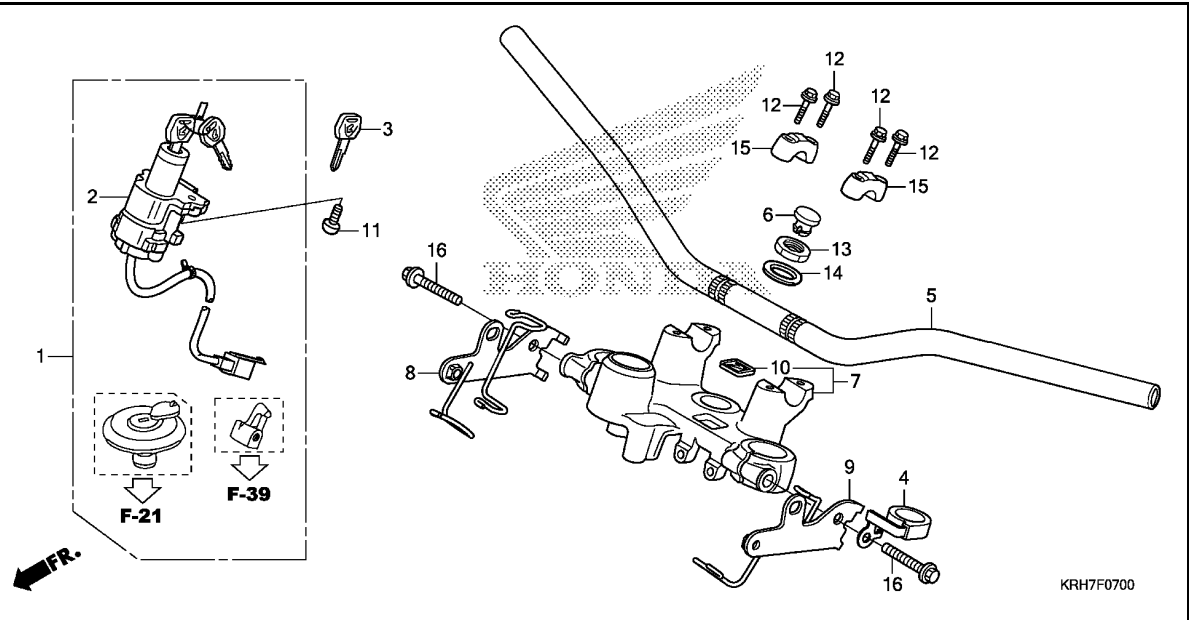
Ref. No.	Part No.	Description	Reqd. QTY			Serial No.	Parts catalogue code
			XR 125 LEK E	XL 125 LEK E	XR 150 LEK E		
1	35340-MM5-600	SWITCH ASSY., FR. STOP .....	1	-	1	-----	1LA,3LA,DK,SA
	35340-MGS-D31	.....	-	-	1	-----	NZ
2	45125-KRE-921	HOSE COMP., FR. BRAKE .....	1	-	1		
3	45463-KRH-D00	COVER, BRAKE HOSE CLAMPER ...	1	-	1		
4	45504-410-003	BOOT COMP. ....	1	-	1		
5	45510-KRH-901	CYLINDER SUB ASSY., FR. BRAKE	1	-	1	-----	1LA,3LA,DK,SA
	45510-KRH-631	MASTER .....	-	-	1	-----	NZ
6	45513-HA2-006	CAP, MASTER CYLINDER .....	1	-	1		
7	45517-166-006	HOLDER, MASTER CYLINDER .....	1	-	1		
8	45518-MG3-016	SEPARATOR COMP. ....	1	-	1		
9	45520-MG7-006	DIAPHRAGM .....	1	-	1		
10	45521-HA2-006	PLATE, DIAPHRAGM .....	1	-	1		
11	45530-KRH-305	CYLINDER SET, MASTER .....	1	-	1		
12	53175-KRH-901	LEVER, R. STEERING HANDLE ...	1	-	1		
13	90114-166-006	BOLT, HANDLE LEVER PIVOT ....	1	-	1		
14	90145-KRH-901	BOLT, OIL, 10X22 .....	2	-	2		
15	90545-300-000	WASHER, OIL BOLT .....	4	-	4		
16	90651-MA5-671	CIRCLIP .....	1	-	1		
17	93600-04012-16	SCREW, FLAT, 4X12 .....	2	-	2		
18	93893-04012-17	SCREW-WASHER, 4X12 .....	1	-	1		
19	94050-06000	NUT, FLANGE, 6MM .....	1	-	1		
20	96001-06022-00	BOLT, FLANGE, 6X22 .....	2	-	2		



F-7

HANDLE PIPE/TOP BRIDGE

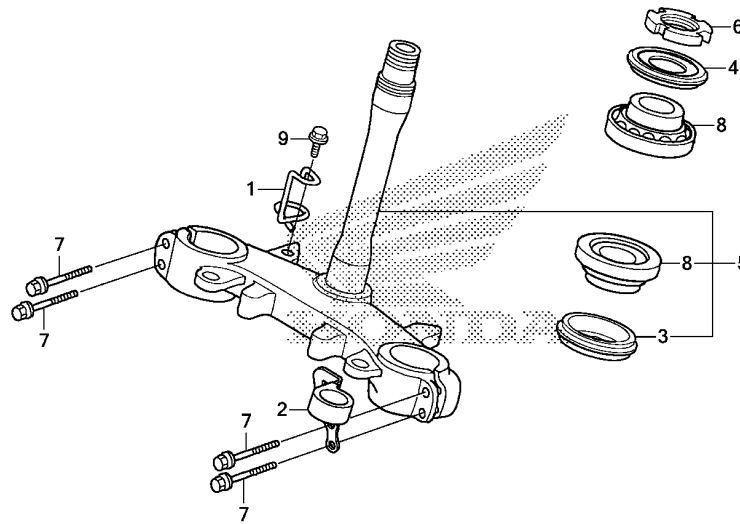
G10



Ref. No.	L.O.N.	(Relative ref. Number) Description	F.R.T.
1	6151A1	KEY SET .....	0.7
2	615145	SWITCH, COMBINATION & LOCK ...	0.6
5	810100	PIPE, STEERING HANDLE .....	0.4
7	510110	BRIDGE, FORK TOP .....	0.5

3

Ref. No.	Part No.	Description	Reqd. QTY			Serial No.	Parts catalogue code
			XR 125 LEK E	XL 125 LEK E	XR 150 LEK E		
1	35010-KRH-600	KEY SET .....	1	1	1		
2	35100-KRH-601	SWITCH ASSY., COMBINATION & LOCK	1	1	1		
3	35121-KRH-900	KEY COMP. ....	(1)	(1)	(1)		
4	45470-KRH-660	GUIDE COMP., BRAKE HOSE(UPPER)	1	1	1		
5	53100-KRH-900ZA	PIPE, STEERING HANDLE	1	-	1		
		*NH1*.....BLACK	-	1	-		
	53100-KRH-640ZA	*NH1*.....BLACK	-	1	-		
6	53208-KCH-900	CAP, STEERING STEM .....	1	1	1		
7	53300-KRH-660ZA	BRIDGE COMP., FORK TOP	1	1	1		
		*NH105*...MAT BLACK (#15-#20)	1	1	1		
8	61311-KRH-660	STAY, R. VISOR .....	1	1	1		
9	61312-KRH-660	STAY, L. VISOR .....	1	1	1		
10	86150-KPG-901	EMBLEM, PRODUCT(MARUI) .....	1	1	1		
	86150-KPG-902	EMBLEM, PRODUCT(UEHARA) .....	1	1	1		
11	90107-MCN-610	BOLT, ONE-WAY, 8MM .....	2	2	2		
12	90111-KRH-900	BOLT, FLANGE, 8X36 .....	4	4	4		
13	90308-KRH-900	NUT, STEERING STEM .....	1	1	1		
14	90503-KRH-900	WASHER, STEERING STEM .....	1	1	1		
15	95014-22200	HOLDER B2, HANDLE PIPE UPPER	2	2	2		
16	95701-08045-07	BOLT, FLANGE, 8X45 .....	2	2	2		



Ref. No.	L.O.N.	(Relative ref. Number) Description	F.R.T.
5	510100	STEM OR SHAFT ASSY., STEERING (4)	1.1
6	5101B2	THREAD, STEERING HEAD TOP .... (3)	0.5
8	5101B6	BEARING, HEAD PIPE :UPPER ....	1.1
	5101B7	BEARING, HEAD PIPE :LOWER ....	1.2
	5101C7	BEARING, HEAD PIPE :BOTH .....	1.2

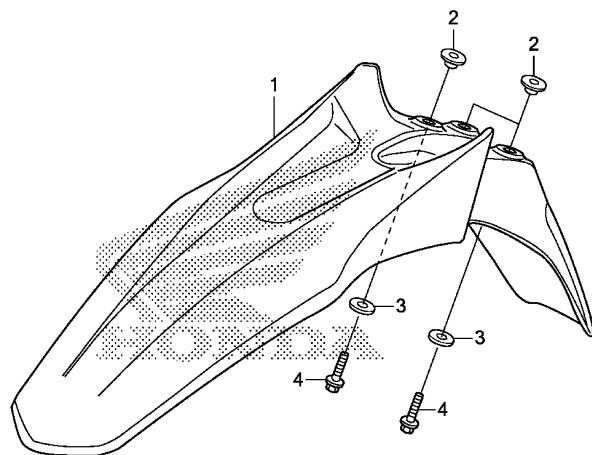
Ref. No.	Part No.	Description	Reqd. QTY			Serial No.	Parts catalogue code
			XR 125 LEK E	XL 125 LEK E	XR 150 LEK E		
1	44833-KRH-780	GUIDE, SPEEDOMETER CABLE ....	1	1	1		
2	45460-KRH-660	GUIDE, BRAKE CABLE LOWER ....	1	1	1		
3	53214-KRH-901	DUST SEAL, STEERING HEAD ....	1	1	1		
4	53215-KRH-901	DUST SEAL, STEERING HEAD ....	1	1	1		
5	53219-KRH-900	STEM SUB ASSY., STEERING ....	1	-	1		
	53219-KRH-780	.....	-	1	-		
6	53229-KRH-900	THREAD, STEERING HEAD TOP ...	1	1	1		
7	90106-KRH-900	BOLT, FLANGE, 8X35 .....	4	4	4		
8	91015-KRH-901	BEARING, HEAD PIPE .....	2	2	2		
9	95701-06012-00	BOLT, FLANGE, 6X12 .....	1	1	1		



**F-10**

**FRONT FENDER**

**G12**



**FR.**

KRH7F1000

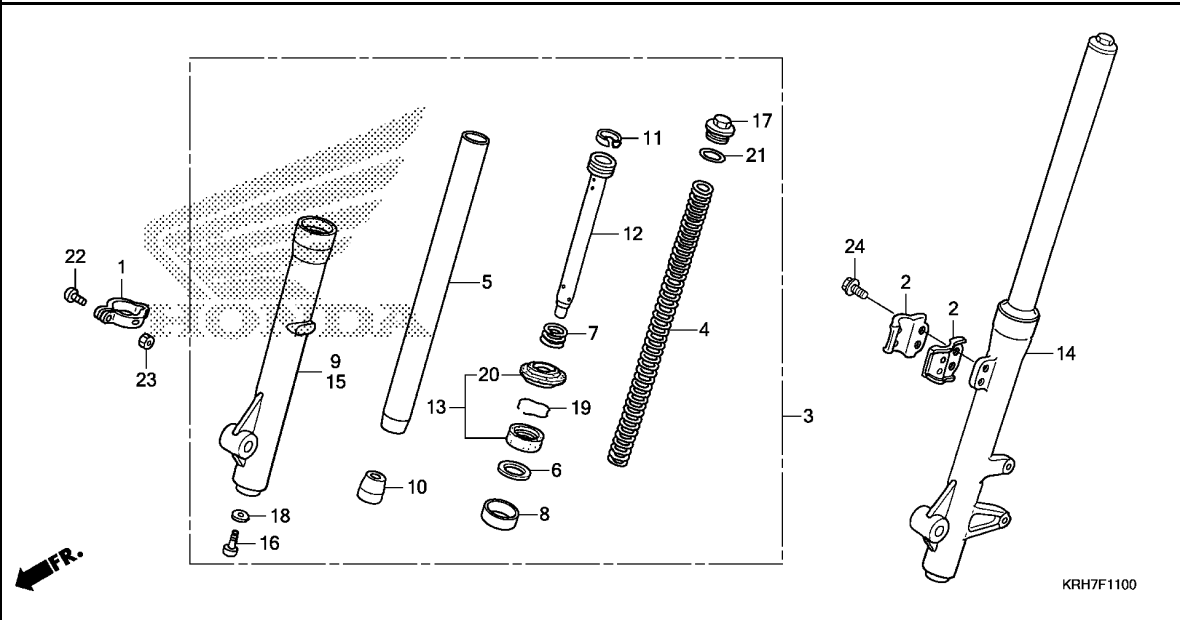
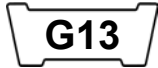
Ref. No.	L.O.N.	(Relative ref. Number) Description	F.R.T.
1	4131B7	FENDER, FRONT .....	0.1

**3**

Ref. No.	Part No.	Description	Reqd. QTY			Serial No.	Parts catalogue code
			XR 125 LEK E	XL 125 LEK E	XR 150 LEK E		
1	61100-KRH-660ZA	FENDER, FR. *R134*.....FIGHTING RED	1	1	1		
	61100-KRH-660ZB	*NH196*.....ROSS WHITE	1	1	1		
	61100-KRH-660ZC	*NH1*.....BLACK	1	-	1	-----	1LA,3LA,DK,NZ
2	61104-KRH-900	COLLAR, FENDER MOUNTING .....	4	4	4		
3	90546-KRH-900	WASHER, 6.5X20 .....	4	4	4		
4	95701-06025-00	BOLT, FLANGE, 6X25 .....	4	4	4		

F-11

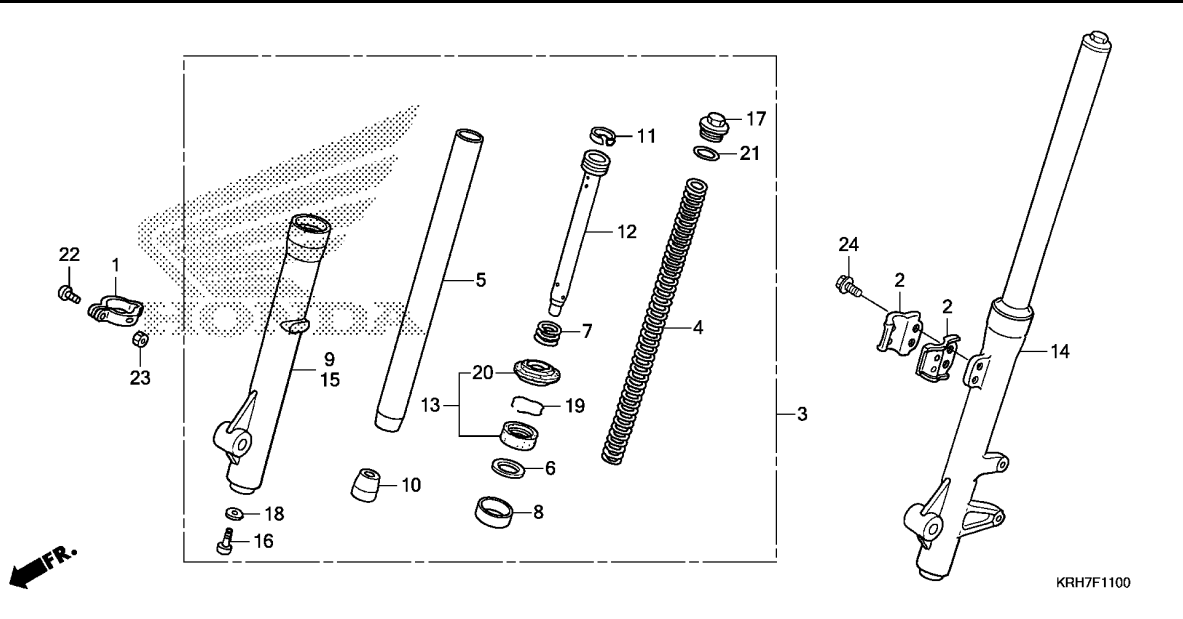
FRONT FORK(XR125LEK/XR150LEK)



Ref. No.	L.O.N.	(Relative ref. Number) Description	F.R.T.
3	5111C3	FORK ASSY., FRONT :RIGHT	0.4
4	5111C5	SPRING, FRONT FORK :LEFT	0.2
	5111C6	SPRING, FRONT FORK :RIGHT	0.2
	5111C7	SPRING, FRONT FORK :BOTH	0.4
5		(7,8,10,11,12)	
	5111G2	PIPE, FRONT FORK :LEFT	0.8
	5111G3	PIPE, FRONT FORK :RIGHT	0.8
	5111G4	PIPE, FRONT FORK :BOTH	1.3
9	5111D2	CASE, BOTTOM :RIGHT	0.8
13	5111E7	SEAL SET, FRONT FORK :LEFT	0.8
	5111E8	SEAL SET, FRONT FORK :RIGHT	0.8
	5111E9	SEAL SET, FRONT FORK :BOTH	1.3
14	5111C2	FORK ASSY., FRONT :LEFT	0.4
	5111C4	FORK ASSY., FRONT :BOTH	0.6
15	5111D1	CASE, BOTTOM :LEFT	0.8
	5111D3	CASE, BOTTOM :BOTH	1.3

Ref. No.	Part No.	Description	Reqd. QTY			Serial No.	Parts catalogue code
			XR 125 LEK E	XL 125 LEK E	XR 150 LEK E		
1	44832-KRH-900	CLAMPER, SPEEDOMETER CABLE	1	-	1		
2	45461-KRH-900	CLAMPER A, BRAKE HOSE	2	-	2		
3	51400-KRH-901	FORK ASSY., R. FR.	1	-	1		
4	51401-KRH-901	SPRING, FR. FORK	2	-	2		
5	51410-KRH-901	PIPE COMP., FR. FORK	2	-	2		
6	51412-GGC-901	WASHER, OIL SEAL (CHUANNAN ABSORBER)	2	-	2		
7	51413-KRH-901	SPRING, REBOUND	2	-	2		
8	51414-GFM-J11	GUIDE, FR. FORK (CHUANNAN ABSORBER)	2	-	2		
9	51420-KRH-901	CASE, R. BOTTOM	1	-	1		
10	51432-KRH-901	PIECE, OIL LOCK	2	-	2		
11	51437-KRH-901	RING, PISTON	2	-	2		
12	51440-KRH-901	PIPE, SEAT	2	-	2		
13	51490-KRH-901	SEAL SET, FR. FORK	2	-	2		
14	51500-KRH-901	FORK ASSY., L. FR.	1	-	1		
15	51520-KRH-901	CASE, L. BOTTOM	1	-	1		
16	90116-KRF-H71	BOLT, SOCKET, 8X30 (CHUANNAN ABSORBER)	2	-	2		
17	90123-KRF-H71	BOLT, FR. FORK	2	-	2		
18	90544-KRF-H71	WASHER, SPECIAL, 8MM (CHUANNAN ABSORBER)	2	-	2		
19	90651-KRF-H71	RING, OIL SEAL STOPPER (CHUANNAN ABSORBER)	2	-	2		
20	91254-KRH-901	SEAL, DUST	2	-	2		



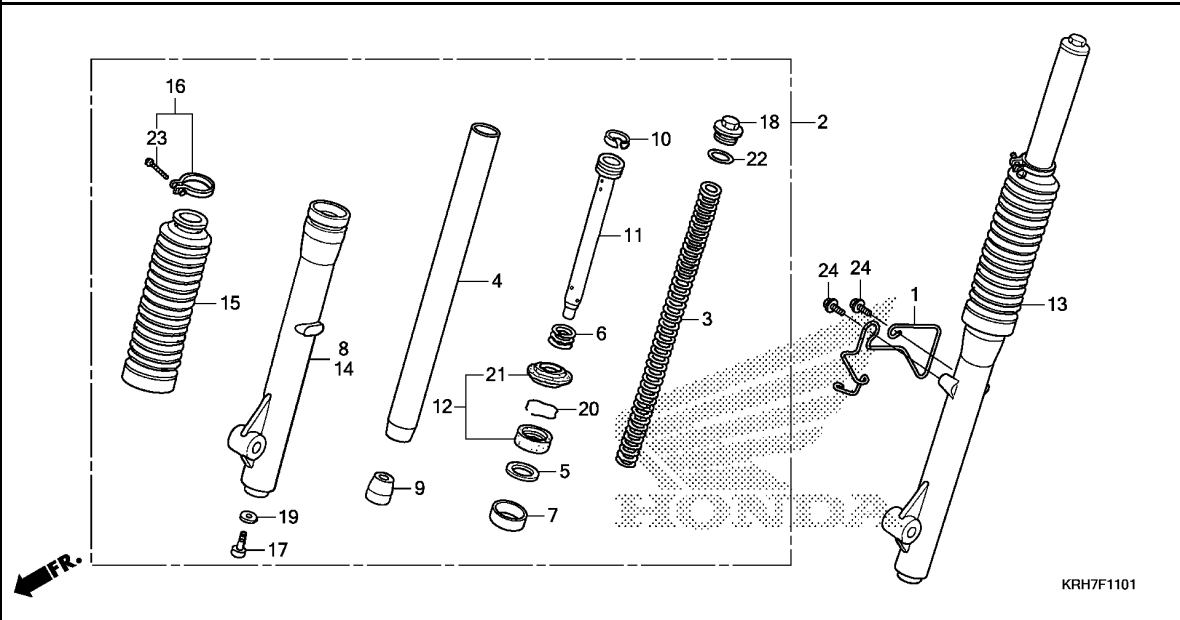
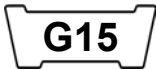


Ref. No.	Part No.	Description	Reqd. QTY			Serial No.	Parts catalogue code
			XR 125 LEK E	XL 125 LEK E	XR 150 LEK E		

21	91351-KRF-H71	O-RING, 22X2.8 (CHUANNAN ABSORBER)	2	-	2		
22	93500-05018-0G	SCREW, PAN, 5X18	1	-	1		
23	94001-05070-0S	NUT, HEX., 5MM	1	-	1		
24	96001-06016-00	BOLT, FLANGE, 6X16	2	-	2		

F-11-1

FRONT FORK(XL125LEK)



Ref. No.	L.O.N.	(Relative ref. Number) Description	F.R.T.
2	5111C3	FORK ASSY., FRONT :RIGHT	0.4
3	5111C5	SPRING, FRONT FORK :LEFT	0.2
	5111C6	SPRING, FRONT FORK :RIGHT	0.2
	5111C7	SPRING, FRONT FORK :BOTH	0.4
4		(6,7,9,10,11)	
	5111G2	PIPE, FRONT FORK :LEFT	0.8
	5111G3	PIPE, FRONT FORK :RIGHT	0.8
	5111G4	PIPE, FRONT FORK :BOTH	1.3
8	5111D2	CASE, BOTTOM :RIGHT	0.8
12	5111E7	SEAL SET, FRONT FORK :LEFT	0.8
	5111E8	SEAL SET, FRONT FORK :RIGHT	0.8
	5111E9	SEAL SET, FRONT FORK :BOTH	1.3
13	5111C2	FORK ASSY., FRONT :LEFT	0.4
	5111C4	FORK ASSY., FRONT :BOTH	0.6
14	5111D1	CASE, BOTTOM :LEFT	0.8
	5111D3	CASE, BOTTOM :BOTH	1.3
15	5111J9	BOOT, FRONT FORK :LEFT	0.4
	5111K0	BOOT, FRONT FORK :RIGHT	0.4
	5111K1	BOOT, FRONT FORK :BOTH	0.6

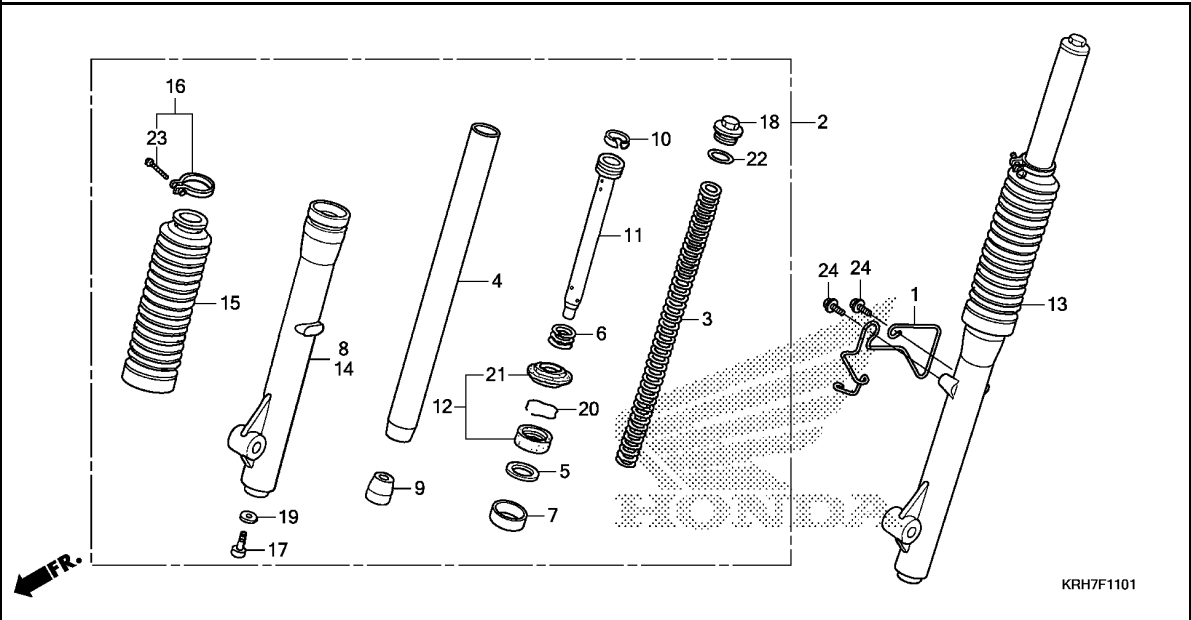
Ref. No.	Part No.	Description	Reqd. QTY			Serial No.	Parts catalogue code
			XR 125 LEK E	XL 125 LEK E	XR 150 LEK E		
1	44834-KRH-780	GUIDE, SPEEDOMETER CABLE	-	1	-		
2	51400-KRH-781	FORK ASSY., R. FR.	-	1	-		
3	51401-KRH-781	SPRING, FR. FORK	-	2	-		
4	51410-KRH-781	PIPE COMP., FR. FORK	-	2	-		
5	51412-GGC-901	WASHER, OIL SEAL (CHUANNAN ABSORBER)	-	2	-		
6	51413-KRH-901	SPRING, REBOUND	-	2	-		
7	51414-GFM-J11	GUIDE, FR. FORK (CHUANNAN ABSORBER)	-	2	-		
8	51420-KRH-781	CASE, R. BOTTOM	-	1	-		
9	51432-KRH-901	PIECE, OIL LOCK	-	2	-		
10	51437-KRH-901	RING, PISTON	-	2	-		
11	51440-KRH-781	PIPE, SEAT	-	2	-		
12	51490-KRH-901	SEAL SET, FR. FORK	-	2	-		
13	51500-KRH-781	FORK ASSY., L. FR.	-	1	-		
14	51520-KRH-781	CASE, L. BOTTOM	-	1	-		
15	51611-KRH-781	BOOT, FR. FORK	-	2	-		
16	51612-KTJ-C00	BAND, FR. FORK BOOT (CHUANNAN ABSORBER)	-	2	-		
17	90116-KRF-H71	BOLT, SOCKET, 8X30 (CHUANNAN ABSORBER)	-	2	-		
18	90123-KRF-H71	BOLT, FR. FORK	-	2	-		
19	90544-KRF-H71	WASHER, SPECIAL, 8MM (CHUANNAN ABSORBER)	-	2	-		
20	90651-KRH-781	RING, OIL SEAL STOP	-	2	-		



F-11-1

FRONT FORK(XL125LEK)

G16



KRH7F1101

3

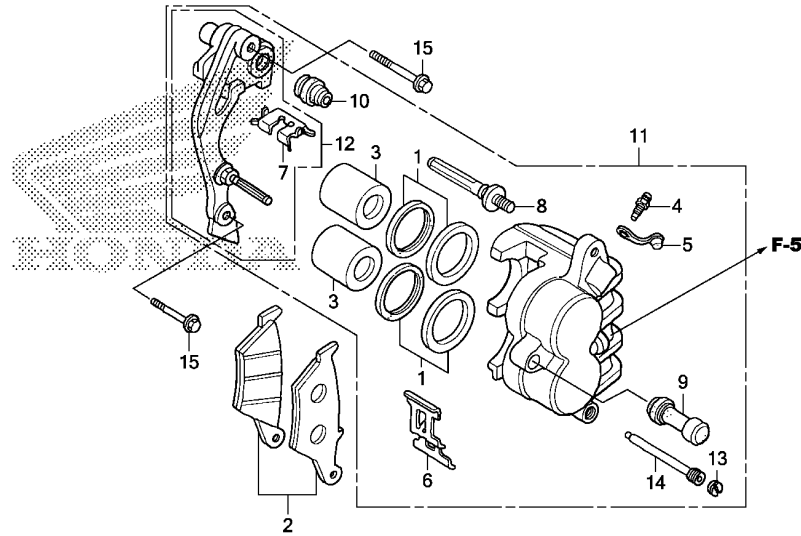
Ref. No.	Part No.	Description	Reqd. QTY			Serial No.	Parts catalogue code
			XR 125 LEK E	XL 125 LEK E	XR 150 LEK E		

21	91254-KRH-901	SEAL, DUST .....	-	2	-		
22	91351-KRF-H71	O-RING, 22X2.8 (CHUANNAN ABSORBER)	-	2	-		
23	93500-03020-0G	SCREW, PAN, 3X20 .....	-	2	-		
24	95701-06016-00	BOLT, FLANGE, 6X16 .....	-	2	-		

# F-12

# FRONT BRAKE CALIPER

**H 1**



KRH7F1200

Ref. No.	L.O.N.	(Relative ref. Number) Description	F.R.T.
2	7111N1	SHOE(PAD) SET, BRAKE(A) :FRONT (1)	0.1
3	7111D1	PISTON, FRONT BRAKE CALIPER .. .INCLUDES: Bleed brakes .NOTE: Same time for two units	0.5
11	711130	CALIPER, FRONT BRAKE .....	0.4
12	7111G0	BRACKET, FRONT CALIPER .....	0.2

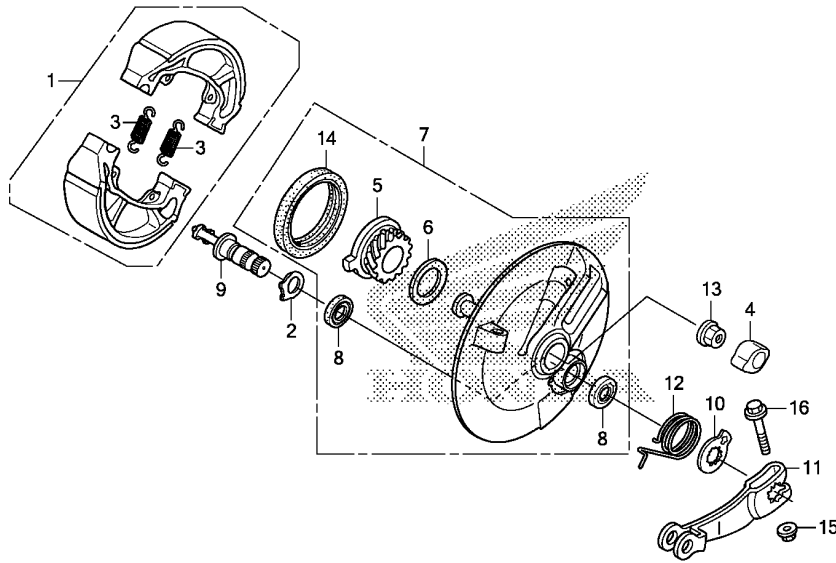
Ref. No.	Part No.	Description	Reqd. QTY			Serial No.	Parts catalogue code
			XR 125 LEK E	XL 125 LEK E	XR 150 LEK E		
1	06431-MA3-405	SEAL SET, PISTON .....	2	-	2		
2	06455-KHA-942	PAD SET, FR. ....	1	-	1		
3	43107-MAJ-641	PISTON, 27X31 .....	2	-	2		
4	43352-568-003	SCREW, BLEEDER(NISSIN) .....	1	-	1		
5	43353-461-771	CAP, BLEEDER .....	1	-	1		
6	45108-KW8-901	SPRING, PAD .....	1	-	1		
7	45112-KS6-701	RETAINER .....	1	-	1		
8	45131-HA5-672	BOLT A, PIN .....	1	-	1		
9	45132-166-016	BOOT, PIN BUSH(NISSIN) .....	1	-	1		
10	45133-MA3-006	BOOT B .....	1	-	1		
11	45150-KRH-D21	CALIPER SUB ASSY., L. FR. (NISSIN)	1	-	1		
12	45190-KCZ-J71	BRACKET SUB ASSY., L. FR. ....	1	-	1		
13	45203-MG3-016	PLUG, PIN .....	1	-	1		
14	45215-ML7-922	PIN, HANGER .....	1	-	1		
15	90131-KRH-900	BOLT, FLANGE, 8X40 .....	2	-	2		

**3**

# F-13

# FRONT BRAKE PANEL

**H 2**



Ref. No.	L.O.N.	(Relative ref. Number) Description	F.R.T.
1	711115	SHOE(PAD) SET, BRAKE :FRONT ..	0.4
5		(14)	
5	7101C3	GEAR, SPEEDOMETER .....	0.3
7		(9)	
7	7111D0	PANEL, FRONT BRAKE .....	0.4
11	7111C3	ARM, BRAKE :FRONT .....	0.3

KRH7F1300

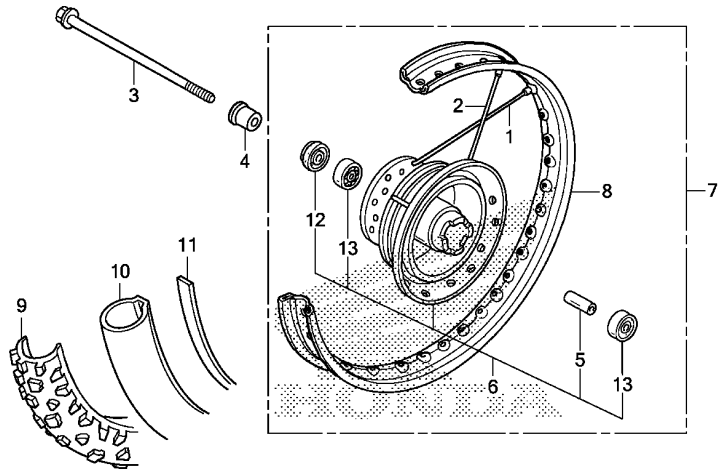
**3**

Ref. No.	Part No.	Description	Reqd. QTY			Serial No.	Parts catalogue code
			XR 125 LEK E	XL 125 LEK E	XR 150 LEK E		
1	06430-KRF-B80	SHOE SET, BRAKE(JB) .....	-	1	-		
	06450-KGA-B90	SHOE SET, BRAKE(JB NH FE) ...	-	1	-		
2	43142-KAS-890	SEAT, RR. BRAKE CAM .....	-	1	-		
		(FR.)	-	1	-		
3	43151-329-000	SPRING, BRAKE SHOE .....	-	2	-		
	43151-KCW-870	.....	-	2	-		
4	44302-KTT-950	CAP, AXLE NUT .....	-	1	-		
5	44806-KRH-780	GEAR, SPEEDOMETER(23T) .....	-	1	-		
6	44808-107-720	WASHER, SPEEDOMETER GEAR .....	-	1	-		
7	45010-KRH-780ZA	PANEL SUB COMP., FR. BRAKE *NH364M*SHEEN SILVER METALLIC	-	1	-		
8	45134-KB7-005	DUST SEAL, BRAKE CAM(NOK) ...	-	2	-		
9	45141-KRH-780	CAM, FR. BRAKE .....	-	1	-		
10	45145-437-970	INDICATOR, FR. BRAKE .....	-	1	-		
11	45410-KRH-781	ARM, FR. BRAKE .....	-	1	-		
12	45435-KCW-870	SPRING, BRAKE ARM .....	-	1	-		
13	90306-KYA-601	NUT, FLANGE, 12MM(PT) .....	-	1	-		
14	91251-GK4-003	OIL SEAL, 47X60X7(ARAI) .....	-	1	-		
15	94050-06080	NUT, FLANGE, 6MM .....	-	1	-		
16	95701-06035-00	BOLT, FLANGE, 6X35 .....	-	1	-		

**F-14-10**

**FRONT WHEEL(XL125LEK)**

**H 3**



FR.

KRH7F1410

Ref. No.	L.O.N.	(Relative ref. Number) Description	F.R.T.
3		(12)	
710151		AXLE, FRONT WHEEL .....	0.3
6		(1,2)	
710103		HUB, FRONT WHEEL .....	2.2
7101D4		FRONT WHEEL .....	0.9
710109		RIM, WHEEL :FRONT .....	2.1
9		(11)	
710139		FRONT TIRE(ONE) .....	0.9
10		(11)	
710140		TUBE, FRONT TIRE(ONE) .....	0.9
710115		BEARING, FRONT WHEEL(ONE) .....	0.5
710115G		.Replace 1 bearing add .....	0.1

Ref. No.	Part No.	Description	Reqd. QTY			Serial No.	Parts catalogue code
			XR 125 LEK E	XL 125 LEK E	XR 150 LEK E		
1	06441-KRH-780	SPOKE SET A, FR.(A10X224) ... (R. SIDE)	-	18	-		
2	06442-KRH-780	SPOKE SET B, FR.(A10X204) ... (L. SIDE)	-	18	-		
3	44301-KRH-900	AXLE, FR. WHEEL .....	-	1	-		
4	44311-KTJ-900	COLLAR, FR. WHEEL SIDE .....	-	1	-		
5	44620-KRH-780	COLLAR, FR. AXLE DISTANCE ...	-	1	-		
6	44635-KRH-780ZA	HUB SUB ASSY., FR. *NH364M*SHEEN SILVER METALLIC	-	1	-		
7	44650-KRH-780ZA	WHEEL SUB ASSY., FR. *NH364M*SHEEN SILVER METALLIC	-	1	-		
8	44701-KRH-780	RIM, FR. WHEEL(1.40X21) .....	-	1	-		
9	44711-KRH-781	TIRE, FR.(CHENG SHIN) (70/100-21 M/C 44P)	-	1	-		
10	44712-KRH-781	TUBE, TIRE(CHENG SHIN) (70/100-21)	-	1	-		
11	44713-KRH-781	FLAP, TIRE(CHENG SHIN) .....	-	1	-		
12	91251-KYY-900	DUST SEAL, 21X37X7 .....	-	1	-		
13	96140-63010-10	BEARING, RADIAL BALL, 6301U ..	-	2	-		

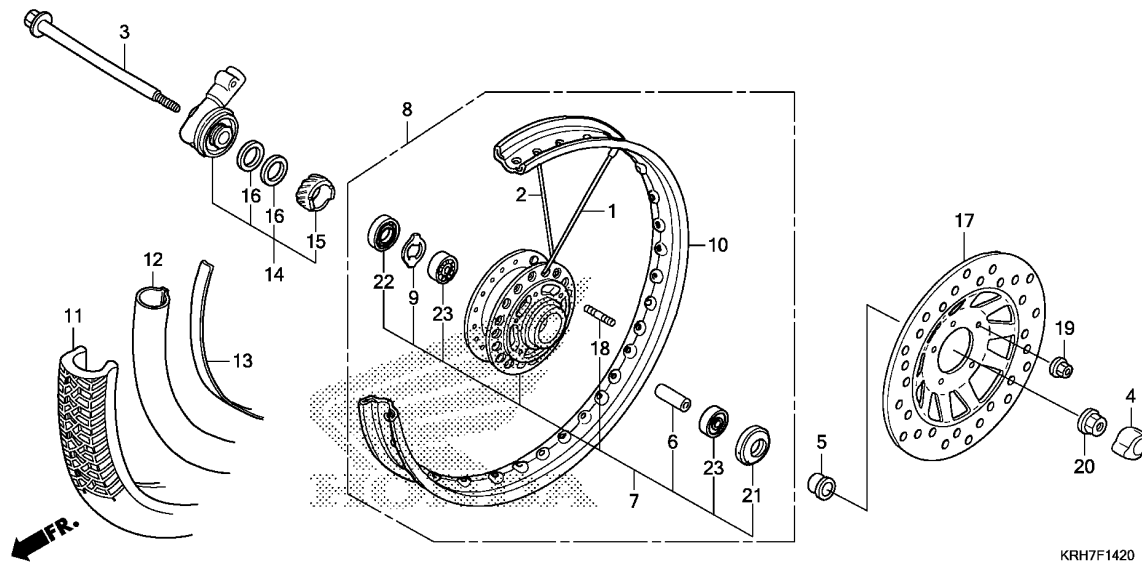
**3**



# F-14-20

# FRONT WHEEL(XR125LEK/XR150LEK)

**H 4**



Ref. No.	L.O.N.	(Relative ref. Number) Description	F.R.T.
3		(21,22)	
710151		AXLE, FRONT WHEEL .....	0.3
7		(1,2)	
7101J7		HUB, FRONT WHEEL(A) .....	2.3
8		FRONT WHEEL(A) .....	1.0
10		7101J1 RIM, WHEEL(A) :FRONT .....	2.2
11		(13)	
710139		FRONT TIRE(ONE) .....	0.9
12		(13)	
710140		TUBE, FRONT TIRE(ONE) .....	0.9
14		710145 GEARBOX ASSY., SPEEDOMETER ...	0.3
17		711120 DISC, FRONT BRAKE .....	0.4
23		710115 BEARING, FRONT WHEEL(ONE) ....	0.5
710115G		.ReplacE 1 bearing add .....	0.1

KRH7F1420

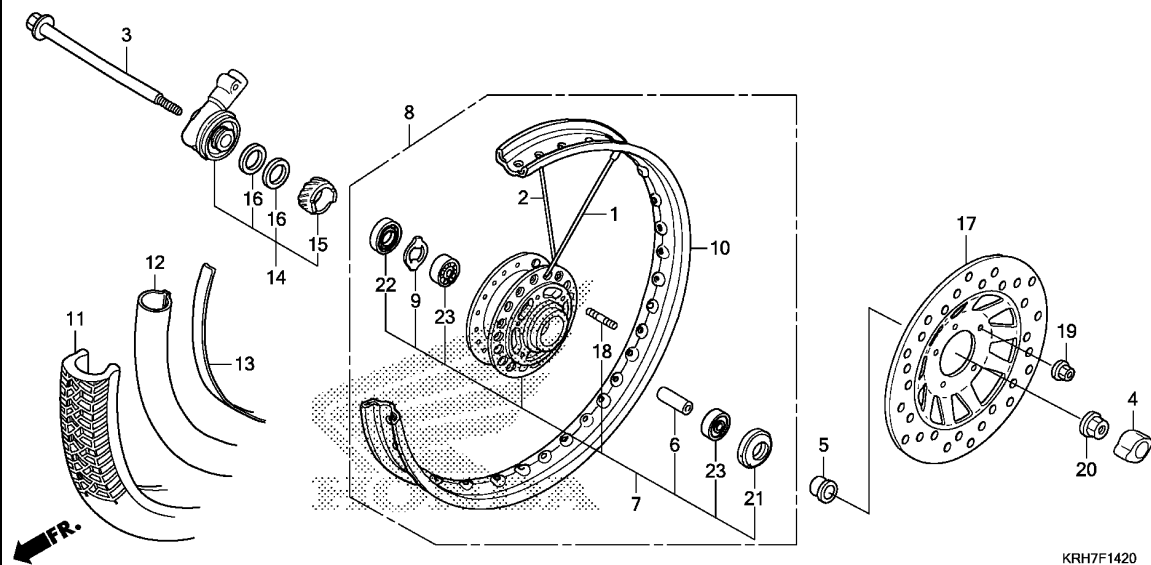
**3**

Ref. No.	Part No.	Description	Reqd. QTY			Serial No.	Parts catalogue code
			XR 125 LEK E	XL 125 LEK E	XR 150 LEK E		
1	06440-KRH-900	SPOKE SET A,(10X206) .....	18	-	18		
2	06441-KRH-900	SPOKE SET A,(10X206.5) .....	18	-	18		
3	44301-KRH-900	AXLE, FR. WHEEL .....	1	-	1		
4	44302-KTT-950	CAP, AXLE NUT .....	1	-	1		
5	44312-KRH-900	COLLAR, FR. WHEEL .....	1	-	1		
6	44620-KRH-900	COLLAR, FR. AXLE DISTANCE ...	1	-	1		
7	44635-KRH-900	HUB SUB ASSY., FR. ....	1	-	1		
8	44650-KRH-900	WHEEL SUB ASSY., FR. ....	1	-	1		
9	44680-KRH-900	RETAINER, GEAR BOX .....	1	-	1		
10	44701-KRH-900	RIM, FR. WHEEL .....	1	-	1		
11	44711-KRH-901	TIRE, FR.(CHENG SHIN) (90/90-19 M/C 52P)	1	-	1		
12	44712-KRH-901	TUBE, TIRE(CHENG SHIN) .....	1	-	1		
13	44713-KRH-901	FLAP, TIRE(CHENG SHIN) .....	1	-	1		
14	44800-KRH-901	BOX ASSY., SPEEDOMETER GEAR ..	1	-	1		
15	44806-KRH-901	GEAR, SPEEDOMETER(20T) .....	1	-	1		
16	44808-KRH-901	WASHER, GEAR .....	2	-	2		
17	45351-KRH-900	DISK, L. FR. BRAKE .....	1	-	1		
18	90128-KGA-B90	BOLT, STUD, 2, 6X16 .....	5	-	5		
19	90302-KYA-601	NUT, FLANGE, 6MM(PT) .....	5	-	5		
20	90306-KYA-601	NUT, FLANGE, 12MM(PT) .....	1	-	1		
21	90755-229-003	OIL SEAL, 21X37X7(ARAI) .....	1	-	1		

**F-14-20**

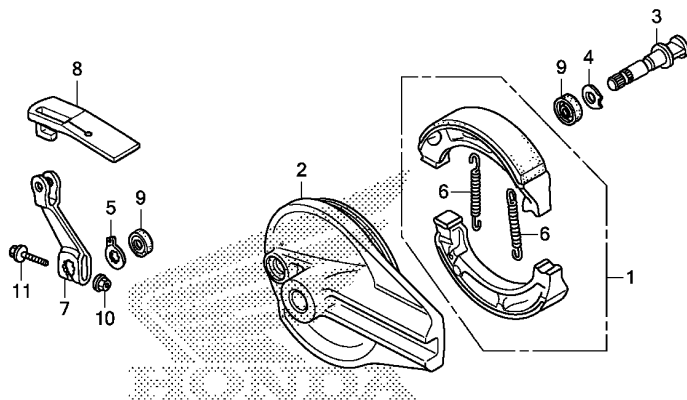
**FRONT WHEEL(XR125LEK/XR150LEK)**

**H 5**



Ref. No.	Part No.	Description	Reqd. QTY			Serial No.	Parts catalogue code
			XR 125 LEK E	XL 125 LEK E	XR 150 LEK E		
21)	90755-229-005	OIL SEAL, 21X37X7 (NOK) .....	1	-	1		
	90755-KRH-900	OIL SEAL, 21X37X7 .....	1	-	1		
22	91258-410-006	DUST SEAL, 40X50X5 (NOK) .....	1	-	1		
	91258-410-013	DUST SEAL, 40X50X5 (ARAI) .....	1	-	1		
	91258-MCG-901	DUST SEAL, 40X50X5 (SABO) .....	1	-	1		
	91258-MCG-902	DUST SEAL, 40X50X5 (NOK) .....	1	-	1		
23	96140-63010-10	BEARING, RADIAL BALL, 6301U .....	2	-	2		

**3**



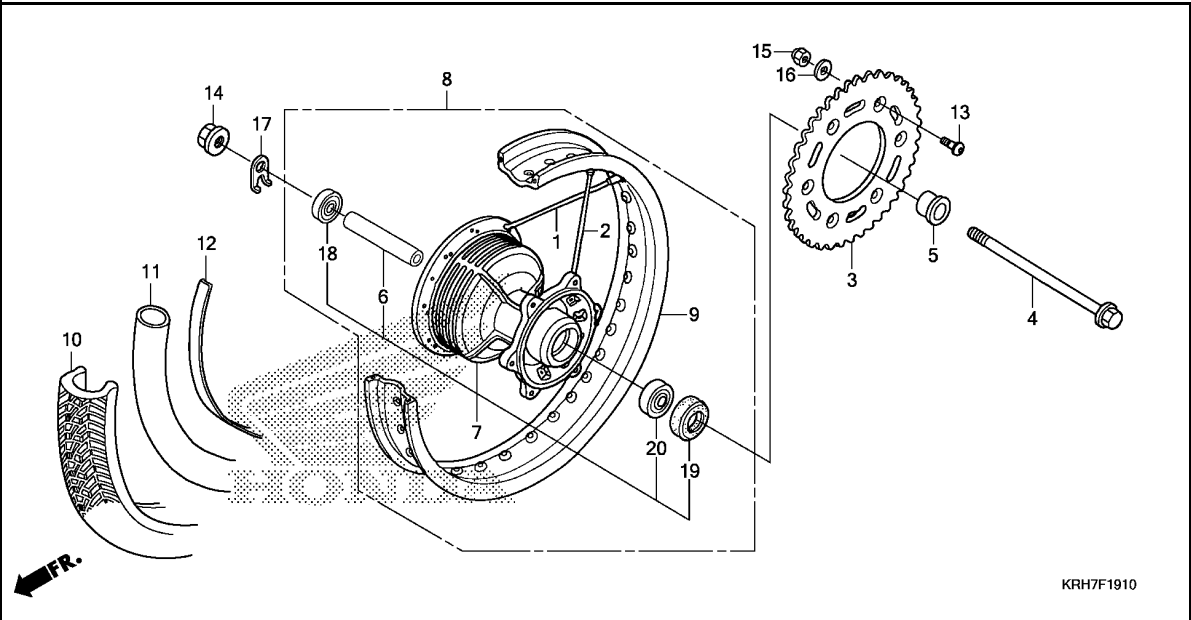
Ref. No.	L.O.N.	(Relative ref. Number) Description	F.R.T.
1	711140	SHOE(PAD) SET, BRAKE :REAR ... (3)	0.4
2	7111A9	PANEL, REAR BRAKE .....	0.5
7	7111C4	ARM, BRAKE :REAR .....	0.2

3

Ref. No.	Part No.	Description	Reqd. QTY			Serial No.	Parts catalogue code
			XR 125 LEK E	XL 125 LEK E	XR 150 LEK E		
1	06430-GBJ-J10	SHOE SET, BRAKE(ASK) .....	1	1	1		
	06430-GCE-900	SHOE SET, BRAKE(NK) .....	1	1	1		
2	43100-KRH-900ZA	PANEL COMP., RR. BRAKE *NH364M*SHEEN SILVER METALLIC	1	1	1		
3	43141-KRH-900	CAM, RR. BRAKE .....	1	1	1		
4	43142-KRH-900	SEAT, RR. BRAKE CAM .....	1	1	1		
5	43145-KRH-900	INDICATOR, RR. BRAKE .....	1	1	1		
6	43151-110-000	SPRING, BRAKE SHOE .....	2	2	2		
7	43410-KRH-900	ARM, RR. BRAKE .....	1	1	1		
8	43411-KHA-940	COVER, RR. BRAKE ARM .....	1	1	1		
9	45134-KB7-005	DUST SEAL, BRAKE CAM(NOK) ...	2	2	2		
10	90302-KYA-601	NUT, FLANGE, 6MM(PT) .....	1	1	1		
11	95701-08035-00	BOLT, FLANGE, 8X35 .....	1	1	1		

# F-19-10

# REAR WHEEL



Ref. No.	L.O.N.	(Relative ref. Number) Description	F.R.T.
3	7101A0	SPROCKET, FINAL DRIVEN (19)	0.4
4	710160	AXLE, REAR WHEEL (1,2)	0.3
7	710121	HUB, REAR WHEEL	2.3
8	710118	REAR WHEEL	1.0
9	710127	RIM, WHEEL :REAR (12)	2.2
10	710142	REAR TIRE(ONE) (12)	0.9
11	7101A7	TUBE, REAR TIRE(ONE) (20)	0.9
18	710133	BEARING, REAR WHEEL(ONE)	0.5
	710133G	.Replace 1 bearing add	0.1

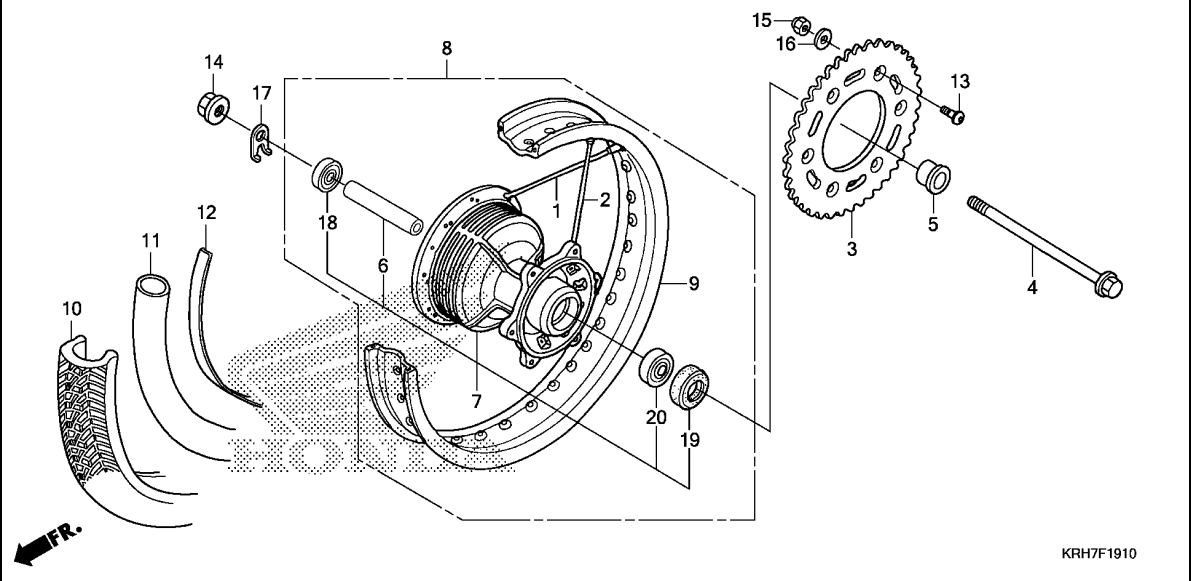
Ref. No.	Part No.	Description	Reqd. QTY			Serial No.	Parts catalogue code
			XR 125 LEK E	XL 125 LEK E	XR 150 LEK E		
1	06420-KRH-900	SPOKE SET A, RR.(A10X166) ... (R. SIDE)	18	-	18		
	06420-KRH-780	SPOKE SET A, RR.(A10X175) ... (R. SIDE)	-	18	-		
2	06421-KRH-900	SPOKE SET B, RR.(A10X184) ... (L. SIDE)	18	-	18		
	06421-KRH-780	SPOKE SET B, RR.(A10X193) ... (L. SIDE)	-	18	-		
3	41201-KRH-780	SPROCKET, FINAL DRIVEN(51T)	1	1	-		
	41201-KRH-650	SPROCKET, FINAL DRIVEN(49T)	-	-	1		
4	42301-KRH-900	AXLE, RR. WHEEL	1	1	1		
5	42312-KRH-900	COLLAR, RR. WHEEL	1	1	1		
6	42620-KRH-900	COLLAR, RR. AXLE DISTANCE	1	1	1		
7	42635-KRH-780ZA	HUB SUB ASSY., RR.					
		*NH364M*SHEEN SILVER METALLIC	1	1	-		
	42635-KRH-650ZA	*NH364M*SHEEN SILVER METALLIC	-	-	1		
8	42650-KRH-A00ZA	WHEEL SUB ASSY., RR.					
		*NH364M*SHEEN SILVER METALLIC	1	-	-		
	42650-KRH-780ZA	*NH364M*SHEEN SILVER METALLIC	-	1	-		
	42650-KRH-650ZA	*NH364M*SHEEN SILVER METALLIC	-	-	1		
9	42701-KRH-900	RIM, RR. WHEEL(2.15X17)	1	-	1		
	42701-KRH-780	RIM, RR. WHEEL(2.15X18)	-	1	-		
10	42711-KRH-901	TIRE, RR.(CHENG SHIN)					
		(110/90-17 M/C 60P)	1	-	1		
	42711-KRH-781	TIRE, RR.(CHENG SHIN)					
		(100/90-18 M/C 56P)	-	1	-		



# F-19-10

# REAR WHEEL

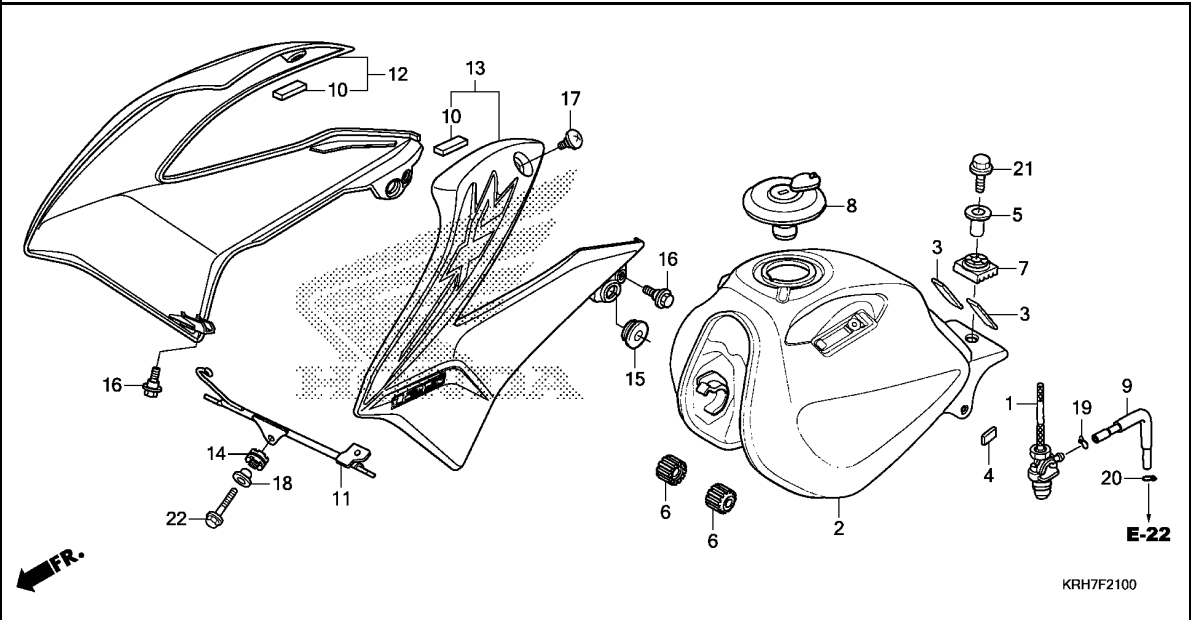
H 8



KRH7F1910

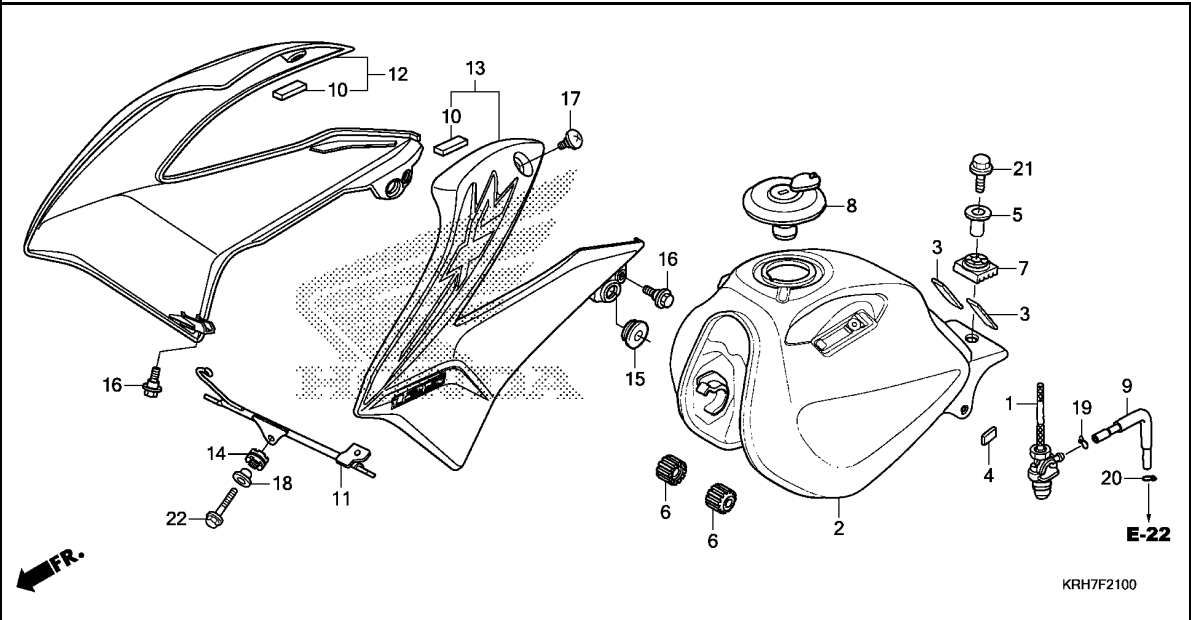
3

Ref. No.	Part No.	Description	Reqd. QTY			Serial No.	Parts catalogue code
			XR 125 LEK E	XL 125 LEK E	XR 150 LEK E		
11	42712-KRH-901	TUBE, TIRE(CHENG SHIN) .....	1	-	1		
	42712-KRH-781	TUBE, TIRE(CHENG SHIN) (100/90-18)	-	1	-		
12	42713-KRH-901	FLAP, TIRE(CHENG SHIN) .....	1	-	1		
	42713-KRH-781	.....	-	1	-		
13	90125-KZJ-900	BOLT, SPROCKET FIXING .....	6	6	6		
14	90307-KRH-901	NUT, FLANGE, 16MM .....	1	1	1		
15	90309-KFO-003	NUT, FLANGE, 8MM .....	6	6	6		
	90309-KRH-901	NUT, U, 8MM .....	6	6	6		
16	90511-KRH-780	WASHER, 8MM .....	6	6	6		
17	90559-KRH-900	WASHER, RR. AXLE .....	1	1	1		
18	91053-MAY-003	BEARING, RADIAL BALL, 6203UU	1	1	1		
19	91253-033-003	OIL SEAL, 25X47X6.5 .....	1	1	1		
20	96140-63030-10	BEARING, RADIAL BALL, 6303U	1	1	-		
	91051-KPS-732	BEARING, BALL RADIAL, 6303U (NSK)	-	-	1		



Ref. No.	L.O.N.	(Relative ref. Number) Description	F.R.T.
1	310110	COCK ASSY., FUEL .....	0.3
2	310100	TANK, FUEL .....	0.4
12	1151A0	SHROUD, RADIATOR :RIGHT .....	0.1
13	115126	SHROUD, RADIATOR :LEFT .....	0.1
	1151A5	SHROUD, RADIATOR :BOTH .....	0.1

Ref. No.	Part No.	Description	Reqd. QTY			Serial No.	Parts catalogue code
			XR 125 LEK E	XL 125 LEK E	XR 150 LEK E		
1	16950-KRH-901	COCK ASSY., FUEL .....	1	1	1		
2	17510-KRH-900ZA	TANK COMP., FUEL *NH1*.....BLACK	1	1	1		
3	17517-KPF-900	RUBBER A, FUEL TANK .....	2	2	2		
4	17518-KRE-900	RUBBER .....	2	2	2		
5	17526-KRH-900	COLLAR, FUEL TANK MOUNTING ..	1	1	1		
6	17611-KRH-900	CUSHION, FUEL TANK FR. ....	2	2	2		
7	17613-KRH-900	CUSHION, FUEL TANK RR. ....	1	1	1		
8	17620-KRH-901	CAP COMP., FUEL FILLER .....	1	1	1		
9	17681-KRH-780	TUBE, FUEL .....	1	1	1		
10	19032-KRH-660	CUSHION A .....	2	2	2		
11	19040-KRH-660	JOINT, SHROUD .....	1	1	1		
12	19100-KRH-620ZB	SHROUD SET, R. TANK(WL)	1	-	-	----- 3LA,DK	
	19100-KRH-620ZA	*TYPE2*.....	1	-	-		
	19100-KRH-620ZC	*TYPE3*.....	1	-	-		
	19100-KRH-640ZA	*TYPE1*.....	-	1	-		
	19100-KRH-640ZB	*TYPE2*.....	-	1	-		
	19100-KRH-660ZB	*TYPE1*.....	-	-	1	----- 1LA,3LA,DK,NZ	
	19100-KRH-660ZA	*TYPE2*.....	-	-	1		
	19100-KRH-660ZC	*TYPE3*.....	-	-	1		
13	19200-KRH-620ZB	SHROUD SET, L. TANK(WL)	1	-	-	----- 3LA,DK	
	19200-KRH-620ZA	*TYPE2*.....	1	-	-		
	19200-KRH-620ZC	*TYPE3*.....	1	-	-		
	19200-KRH-640ZA	*TYPE1*.....	-	1	-		



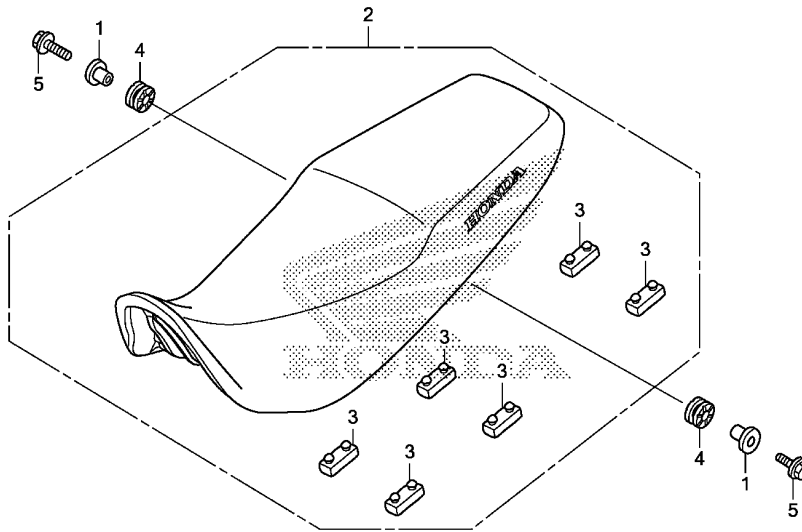
Ref. No.	Part No.	Description	Reqd. QTY			Serial No.	Parts catalogue code
			XR 125 LEK E	XL 125 LEK E	XR 150 LEK E		

13)	19200-KRH-640ZB	SHROUD SET, L. TANK(WL)					
		*TYPE1*	-	1	-		
	19200-KRH-660ZB	*TYPE2*	-	-	1	-----	1LA,3LA,DK,NZ
	19200-KRH-660ZA	*TYPE3*	-	-	1		
	19200-KRH-660ZC	*TYPE1*	-	-	1		
14	37101-KRH-900	RUBBER, SPEEDOMETER	1	1	1		
15	83551-KRH-D20	GROMMET, SIDE COVER	2	2	2		
16	90116-KRH-900	BOLT, FLANGE, 6MM	4	4	4		
17	90381-KRH-900	SCREW, SPECIAL, 6X8	2	2	2		
18	90509-KRH-900	COLLAR, SIDE MOUNTING	1	1	1		
19	90651-KRM-R20	CLIP C9, TUBE	1	1	1		
20	95002-02080	CLIP, TUBE(B8)	1	1	1		
21	95701-08032-00	BOLT, FLANGE, 8X32	1	1	1		
22	96001-06018-00	BOLT, FLANGE, 6X18	1	1	1		

F-23

SEAT

H11



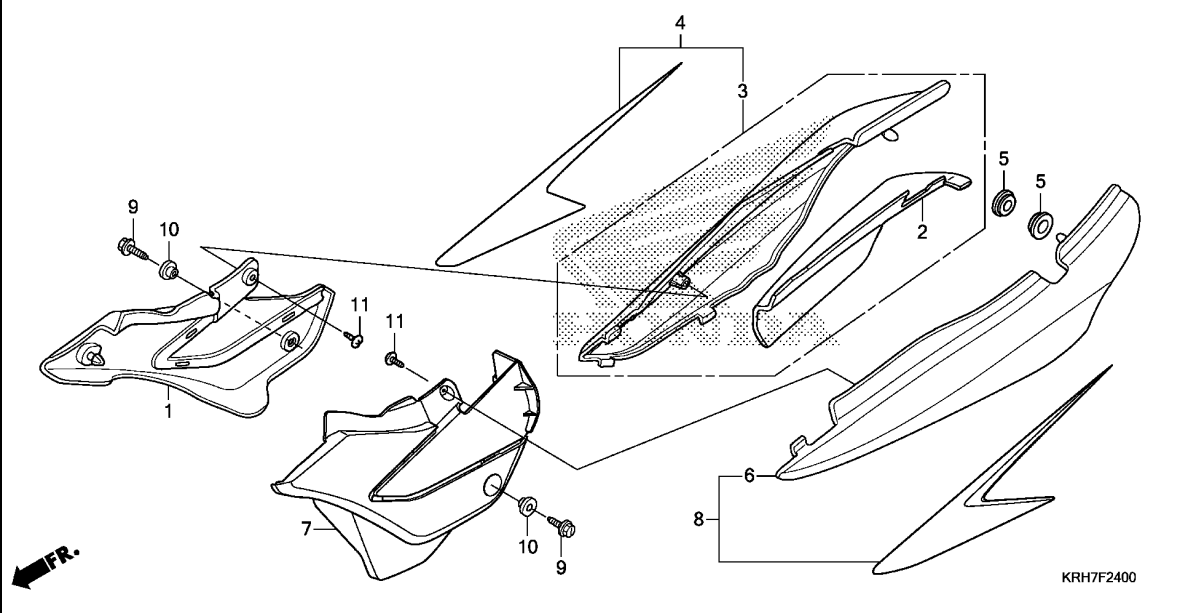
KRH7F2300

Ref. No.	L.O.N.	(Relative ref. Number) Description	F.R.T.
2	4131E4	SEAT :DOUBLE .....	0.1

Ref. No.	Part No.	Description	Reqd. QTY			Serial No.	Parts catalogue code
			XR 125 LEK E	XL 125 LEK E	XR 150 LEK E		
1	77103-KRH-900	COLLAR, SEAT SETTING .....	2	2	2		
2	77200-KRH-780ZB	SEAT COMP., DOUBLE *TYPE1*.....	1	1	1		
3	77205-286-000	RUBBER B, SEAT SETTING .....	6	6	6		
4	80112-KRH-D20	CUSHION, TAILLIGHT .....	2	2	2		
5	95701-06025-00	BOLT, FLANGE, 6X25 .....	2	2	2		

3





Ref. No.	L.O.N.	(Relative ref. Number) Description	F.R.T.
1	(3,4)	COVER, SIDE :RIGHT	0.1
7	(6,8)	COVER, SIDE :LEFT	0.1
4111J0		COVER, SIDE :BOTH	0.1

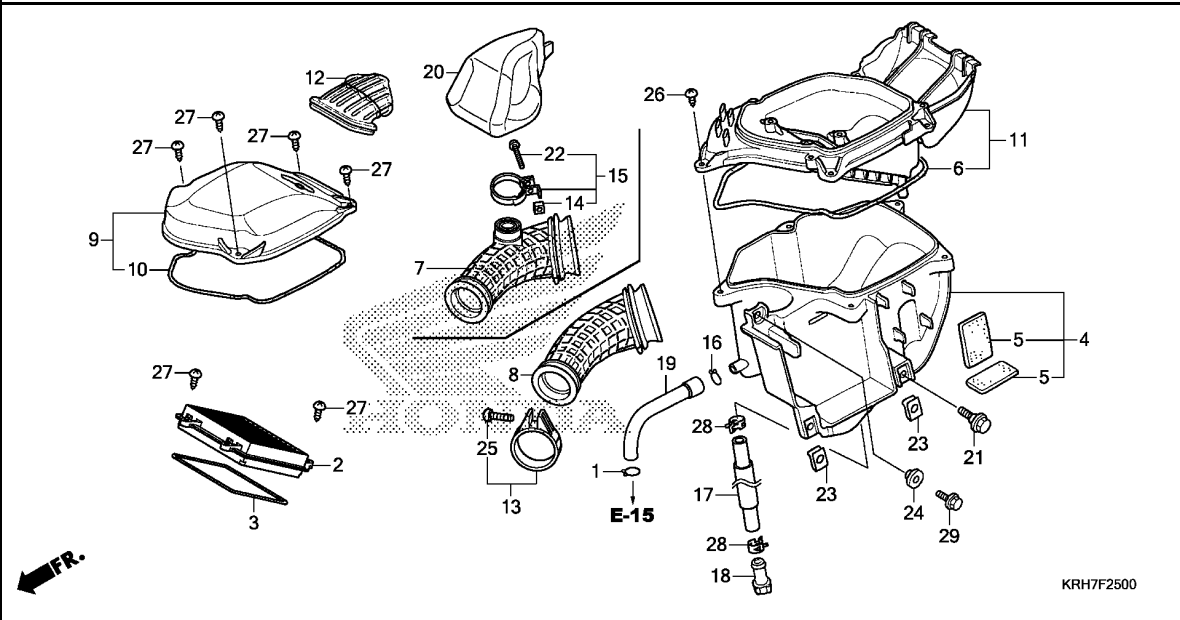
3

Ref. No.	Part No.	Description	Reqd. QTY			Serial No.	Parts catalogue code
			XR 125 LEK E	XL 125 LEK E	XR 150 LEK E		
1	83501-KRH-900ZA	COVER, R. FR. SIDE *NH1*.....BLACK	1	1	1		
2	83503-KRE-900	GUARD, SIDE COWL HEAT	1	1	1		
3	83510-KRH-900ZB	COVER SET, R. SIDE *NH196*.....ROSS WHITE	1	1	-		
4	83550-KRH-660ZA	COVER SET, R. SIDE(WL) *TYPE1*.....	-	-	1		
5	83551-376-000	GROMMET, SIDE COVER	2	2	2		
6	83600-KRH-900ZB	COVER, L. SIDE *NH196*.....ROSS WHITE	1	1	-		
7	83601-KRH-900ZA	COVER, L. FR. SIDE *NH1*.....BLACK	1	1	1		
8	83650-KRH-660ZA	COVER SET, L. SIDE(WL) *TYPE1*.....	-	-	1		
9	90112-KRH-900	BOLT, SPECIAL, 6X14	2	2	2		
10	90522-KRH-900	WASHER, CHAIN CASE	2	2	2		
11	93913-24120	SCREW, TAPPING, 4X10	2	2	2		

# F-25

# AIR CLEANER

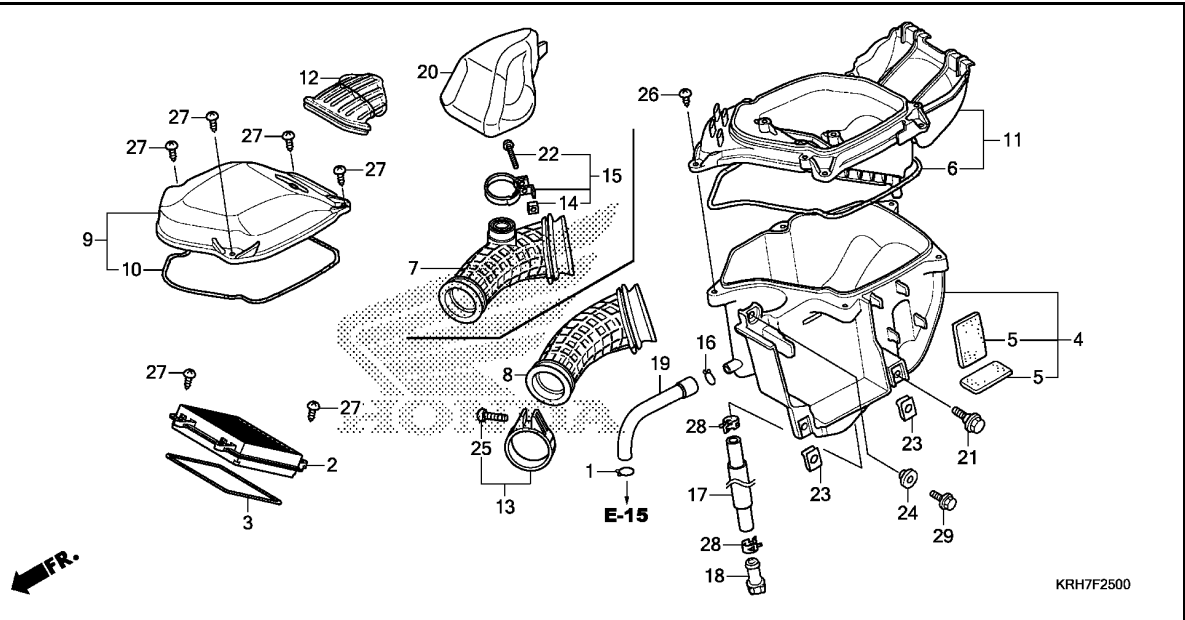
# H13



Ref. No.	L.O.N.	(Relative ref. Number) Description	F.R.T.
2		(3)	
	312105	ELEMENT, AIR CLEANER .....	0.2
4	3121A5	CASE, AIR CLEANER .....	0.8
8		(7)	
	3121B6	TUBE, AIR CLEANER CONNECTING .	0.4
9		(12)	
	312102	COVER, AIR CLEANER CASE .....	0.2
11	3121D0	CASE, AIR CLEANER :MIDDLE .....	0.5
20	3121C1	RESONATOR .....	0.1

Ref. No.	Part No.	Description	Reqd. QTY			Serial No.	Parts catalogue code
			XR 125 LEK E	XL 125 LEK E	XR 150 LEK E		
1	15772-KVC-900	CLIP, TUBE .....	1	1	1		
2	17211-KRH-780	ELEMENT COMP., AIR CLEANER ..	1	1	1		
3	17214-KRH-780	SEAL, SEPARATOR .....	1	1	1		
4	17215-KRH-900	CASE SUB ASSY., AIR CLEANER .	1	1	1		
5	17217-KRH-900	SPACER B, BATTERY .....	2	2	2		
6	17219-KRE-900	SEAL, AIR CLEANER .....	1	1	1		
7	17222-KRH-650	TUBE, AIR CLEANER CONNECTING	-	-	1		
8	17222-KRH-780	TUBE, AIR CLEANER CONNECTING	1	1	-		
9	17225-KRH-A00	COVER SUB ASSY., AIR CLEANER	1	1	1		
10	17229-KRE-900	SEAL, AIR CLEANER(DIRTY) ....	1	1	1		
11	17235-KRH-780	SEPARATOR SUB ASSY., AIR CLEANER	1	1	1		
12	17240-KRH-900	DUCT, INLET .....	1	1	-		
	17240-KRE-900	.....	-	-	1		
13	17254-KRH-900	BAND, AIR CLEANER CONNECTING TUBE(44)	1	1	-		
	17256-K01-900	.....	-	-	1		
14	17255-KRM-860	NUT, SQUARE, 5MM .....	-	-	1		
15	17256-KRH-650	BAND, AIR CLEANER CONNECTING TUBE(28.5MM)	-	-	1		
16	17316-KRH-900	CLIP, BREATHER TUBE .....	1	1	1		
17	17363-KRH-650	TUBE, BREATHER DRAIN .....	1	1	1		
18	17370-419-700	PLUG, BREATHER TUBE .....	1	1	1		
19	17373-KRE-850	TUBE, BREATHER .....	1	1	1		
20	17410-KRE-B00	RESONATOR .....	-	-	1		





KRH7F2500

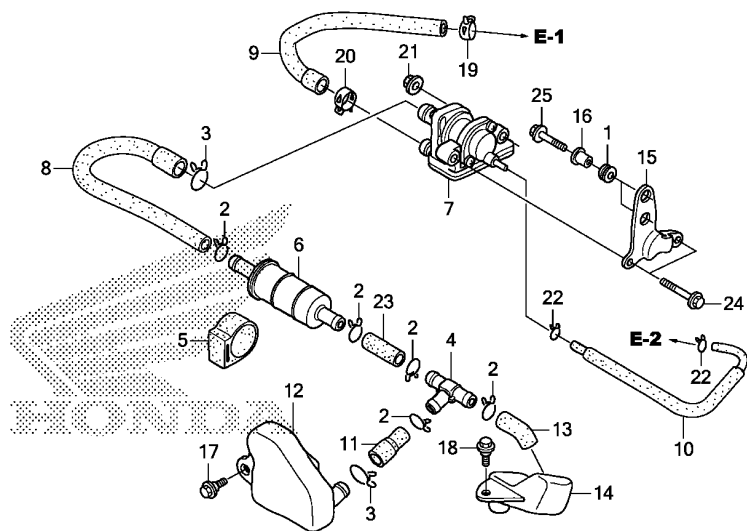
3

Ref. No.	Part No.	Description	Reqd. QTY			Serial No.	Parts catalogue code
			XR 125 LEK E	XL 125 LEK E	XR 150 LEK E		
21	90115-KRH-900	BOLT, FLANGE, 6MM .....	1	1	1		
22	90227-GHR-690	SCREW, PAN, 5X22 .....	-	-	1		
23	90311-KRH-900	NUT, CLIP, 6MM .....	2	2	2		
24	90522-KRH-900	WASHER, CHAIN CASE .....	1	1	1		
25	93500-05028-0G	SCREW, PAN, 5X28 .....	1	1	-		
26	93903-25380	SCREW, TAPPING, 5X16 .....	5	5	5		
27	93903-25510	SCREW, TAPPING, 5X25 .....	8	8	8		
28	95002-41050-00	CLAMP, TUBE(D10.5) .....	2	2	2		
29	95701-06012-00	BOLT, FLANGE, 6X12 .....	1	1	1		

# F-25-20

# AIR SUCTION VALVE

H15



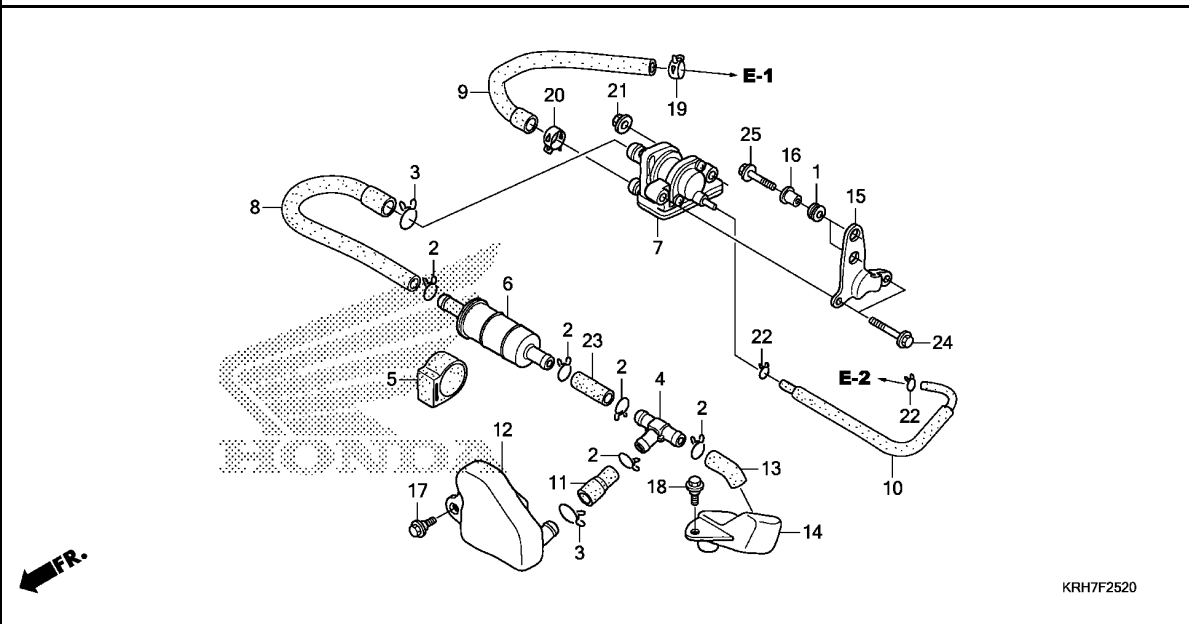
KRH7F2520

Ref. No.	L.O.N. (Relative ref. Number)	Description	F.R.T.
----------	-------------------------------	-------------	--------

7	314130	VALVE, SECONDARY AIR CONTROL	0.3
---	--------	------------------------------	-----

Ref. No.	Part No.	Description	Reqd. QTY			Serial No.	Parts catalogue code
			XR 125 LEK E	XL 125 LEK E	XR 150 LEK E		
1	11344-KRH-900	GROMMET A, RR. COVER .....	2	2	2		
2	15771-KV6-000	CLIP, OIL DRAIN TUBE .....	5	5	5		
3	15772-GW3-980	CLIP, BREATHER TUBE .....	2	2	2		
4	16180-KRH-901	T-JOINT .....	1	1	1		
5	16905-KRH-900	CUSHION, FUEL STRAINER .....	1	1	1		
6	17260-KRH-900	FILTER COMP., AIR .....	1	1	1		
7	18600-KRH-A01 18600-KRH-651	VALVE ASSY., AIR SUCTION .....	1	1	-		
8	18601-KRH-D20	TUBE, SUCTION .....	1	1	1		
9	18602-KRH-A00	TUBE, REED VALVE .....	1	1	1		
10	18604-KRH-A00	TUBE, AIR SUCTION VALVE CONTROL	1	1	1		
11	18605-KRH-D20	TUBE, EXCHANGE .....	1	1	1		
12	18610-KRH-D20	SUB TANK, RESONATOR .....	1	1	1		
13	18656-KRH-900	TUBE A, INNLET .....	1	1	1		
14	18657-KRH-D20	CASE, WATER INLET .....	1	1	1		
15	50543-KRH-A00	BRACKET, AIR SUCTION VALVE ..	1	1	1		
16	83119-KRH-900	COLLAR, LOCK SETTING .....	2	2	2		
17	90101-KRH-900	BOLT, FLANGE, 6MM .....	1	1	1		
18	90110-KRH-900	BOLT, FLANGE, 6MM .....	1	1	1		
19	90678-KRH-900	CLIP, HOSE .....	1	1	1		
20	91405-KRH-900	CLAMP, TUBE(D17) .....	1	1	1		
21	94050-06000	NUT, FLANGE, 6MM .....	2	2	2		
22	95002-02070	CLIP, TUBE(B7) .....	2	2	2		

3



KRH7F2520

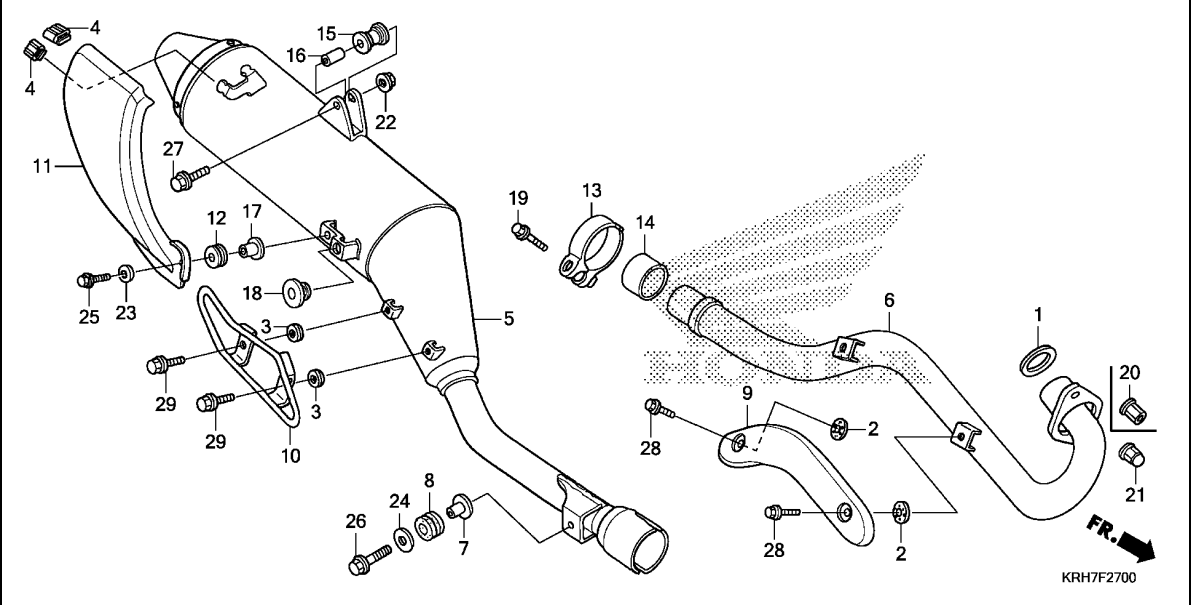
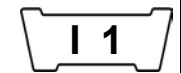
3

Ref. No.	Part No.	Description	Reqd. QTY			Serial No.	Parts catalogue code
			XR 125	XL 125	XR 150		

23	95005-80035-20	TUBE, 8X35 (95005-80001-20M) .	1	1	1		
24	95701-06016-00	BOLT, FLANGE, 6X16 .....	2	2	2		
25	95701-06020-00	BOLT, FLANGE, 6X20 .....	2	2	2		

# F-27

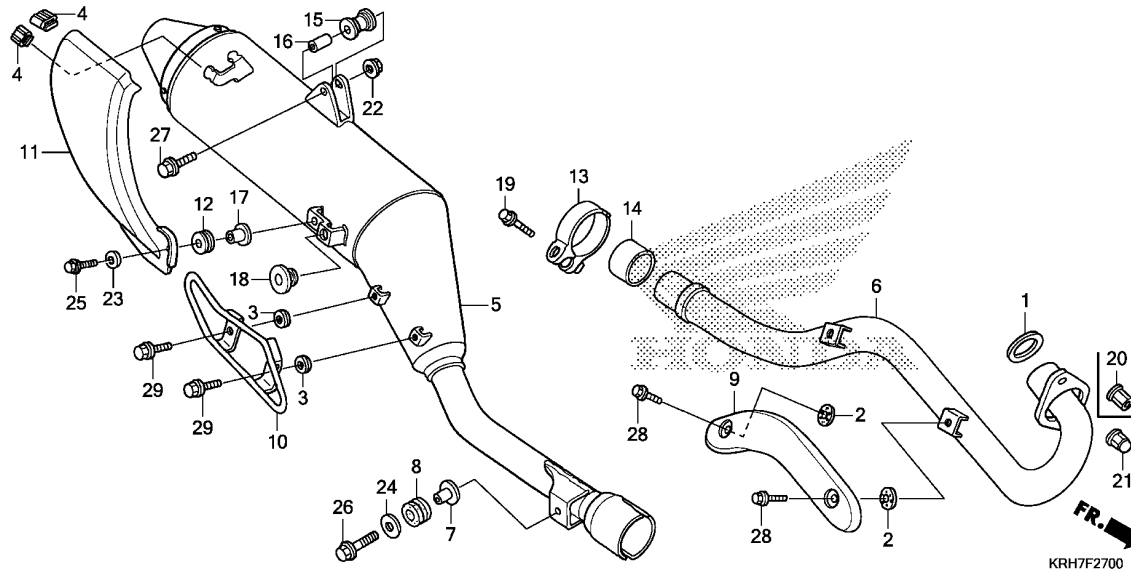
# EXHAUST MUFFLER



Ref. No.	L.O.N.	(Relative ref. Number) Description	F.R.T.
1	3131B4	GASKET, EXHAUST PIPE .....	0.2
5	313120	MUFFLER .....	0.3
6	313110	PIPE, EXHAUST .....	0.2
9	3131A6	PROTECTOR, EXHAUST PIPE .....	0.1
10	3131H1	GUARD, MUFFLER .....	0.1
11	313121	PROTECTOR, MUFFLER .....	0.1

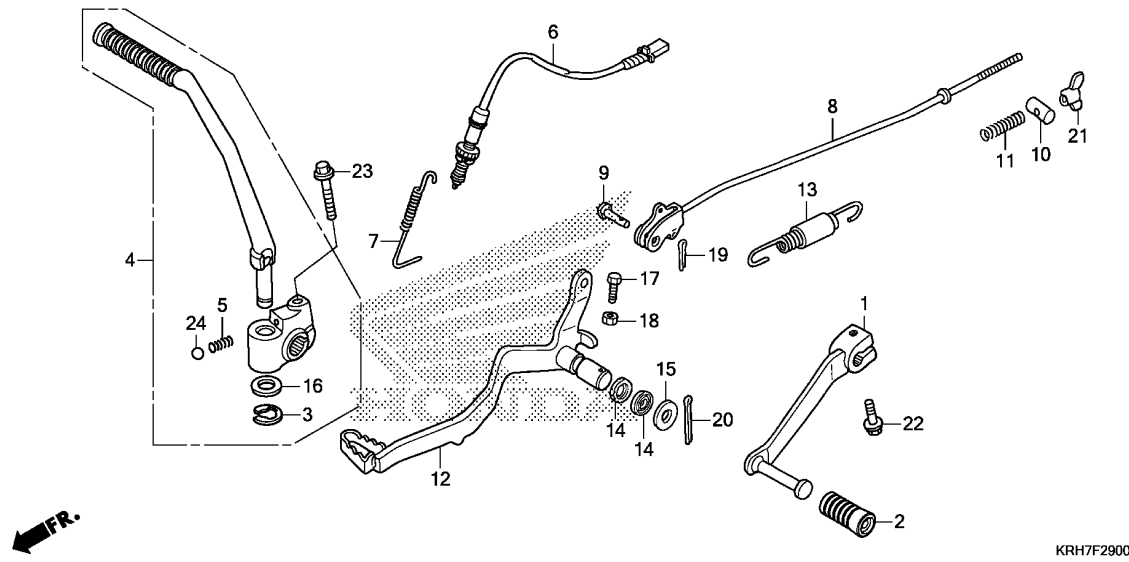
Ref. No.	Part No.	Description	Reqd. QTY			Serial No.	Parts catalogue code
			XR 125 LEK E	XL 125 LEK E	XR 150 LEK E		
1	18291-KRH-900	GASKET, EX. PIPE .....	1	1	1		
2	18292-KBR-000	PACKING, PROTECTOR .....	2	2	2		
3	18292-KPE-900	PACKING, PROTECTOR .....	2	2	2		
4	18293-MNO-000	RUBBER, PROTECTOR .....	2	2	2		
5	18305-KRH-900	MUFFLER SUB ASSY. ....	1	1	1		
6	18320-KRH-780	PIPE COMP., EX. ....	1	1	-		
	18320-KRH-650	.....	-	-	1		
7	18327-KRH-900	COLLAR, CHAMBER RR.(8.5X15) ..	1	1	1		
8	18328-KRH-D20	RUBBER, CHAMBER RR. MOUNTING	1	1	1		
9	18345-KRH-900ZA	PROTECTOR, EX. PIPE *NH106*.....HEATPROOF BLACK	1	1	1		
10	18350-KRH-900	GUARD, MUFFLER .....	1	1	1		
11	18355-KRH-900	PROTECTOR COMP., MUFFLER ....	1	1	1		
12	18357-MCG-000	RUBBER, PROTECTOR MOUNTING ..	1	1	1		
13	18373-KRH-900	BAND, EX. PIPE .....	1	1	1		
14	18391-KRH-901	PACKING, MUFFLER .....	1	1	1		
15	18421-KFB-000	RUBBER, MUFFLER MOUNTING ....	1	1	1		
16	18422-KRH-900	COLLAR, MUFFLER MOUNTING ....	1	1	1		
17	83119-MG9-000	COLLAR, LOCK SETTING .....	1	1	1		
18	83512-KRH-900	RUBBER, SIDE COVER .....	1	1	1		
19	90117-KRH-900	BOLT, FLANGE, 8X40 .....	1	1	1		
20	90305-KRH-650	NUT, SPECIAL, 8MM .....	-	-	2		
21	90305-KSP-900	NUT, EXHAUST PIPE, 8MM .....	2	2	-		
22	94050-08070	NUT, FLANGE, 8MM .....	1	1	1		





3

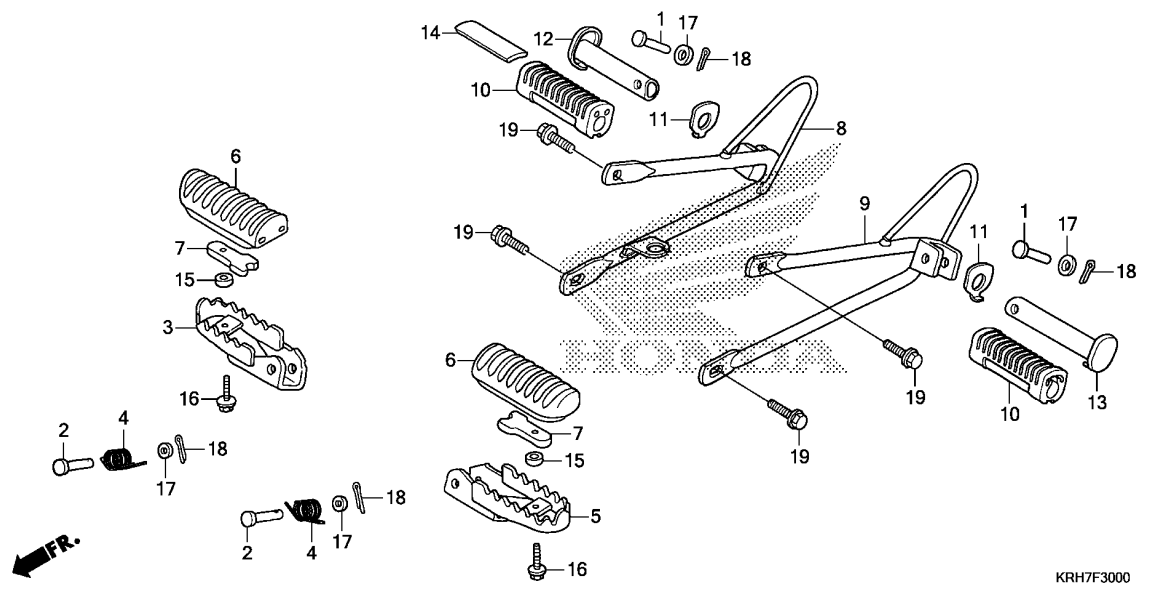
Ref. No.	Part No.	Description	Reqd. QTY			Serial No.	Parts catalogue code
			XR 125 LEK E	XL 125 LEK E	XR 150 LEK E		
23	94101-06800	WASHER, PLAIN, 6MM	1	1	1		
24	94103-08700	WASHER, PLAIN, 8MM	1	1	1		
25	95701-06014-00	BOLT, FLANGE, 6X14	1	1	1		
26	95701-08030-07	BOLT, FLANGE, 8X30	1	1	1		
27	95701-08045-07	BOLT, FLANGE, 8X45	1	1	1		
28	96001-06010-02	BOLT, FLANGE, 6X10	2	2	2		
29	96001-06010-07	BOLT, FLANGE, 6X10	2	2	2		



Ref. No.	L.O.N.	(Relative ref. Number) Description	F.R.T.
1	4101A1	PEDAL, GEAR CHANGE .....	0.1
4	112107	ARM, KICK STARTER .....	0.1
6	6151B5	SWITCH, REAR STOP :PEDAL SIDE .....	0.3
8	811135	ROD, REAR BRAKE .....	0.2
12	810160	PEDAL, REAR BRAKE .....	0.2

Ref. No.	Part No.	Description	Reqd. QTY			Serial No.	Parts catalogue code
			XR 125 LEK E	XL 125 LEK E	XR 150 LEK E		
1	24710-KRH-900	PEDAL COMP., CHANGE .....	1	1	1		
2	24781-KRH-900	RUBBER, CHANGE PEDAL .....	1	1	1		
3	28293-KRM-860	CLIP, KICK STARTER ARM .....	1	1	1		
4	28300-KRH-920	ARM ASSY., KICK STARTER .....	1	1	1		
5	28333-KK0-000	SPRING, KICK STARTER .....	1	1	1		
6	35350-KRH-601	SWITCH ASSY., RR. STOP .....	1	1	1		
7	35357-KRH-900	SPRING, STOP SWITCH .....	1	1	1		
8	43451-KRH-780	ROD COMP., RR. BRAKE .....	1	1	1		
9	43455-KRH-900	PIN C, JOINT .....	1	1	1		
10	43456-KRH-900	JOINT B, BRAKE ARM .....	1	1	1		
11	43472-KB9-750	SPRING A, BRAKE ROD .....	1	1	1		
12	46500-KRH-900	PEDAL COMP., BRAKE .....	1	1	1		
13	46513-KRH-900	SPRING SET, BRAKE PEDAL .....	1	1	1		
14	46525-KRH-900	DUST SEAL, 17X20X2.5 .....	2	2	2		
15	90501-KRH-900	WASHER, BUSH .....	1	1	1		
16	90505-KRM-860	WASHER, 15.5X22 .....	1	1	1		
17	92101-06020-0A	BOLT, HEX., 6X20 .....	1	1	1		
18	94001-06200-0S	NUT, HEX., 6MM .....	1	1	1		
19	94201-20120	PIN, SPLIT, 2.0X12 .....	1	1	1		
20	94201-30280	PIN, SPLIT, 3.0X28 .....	1	1	1		
21	95015-42000	NUT B, BRAKE ROD ADJUSTING ..	1	1	1		
22	95701-06020-00	BOLT, FLANGE, 6X20 .....	1	1	1		
23	95701-08035-00	BOLT, FLANGE, 8X35 .....	1	1	1		
24	96211-08000	BALL, STEEL, #8(1/4) .....	1	1	1		



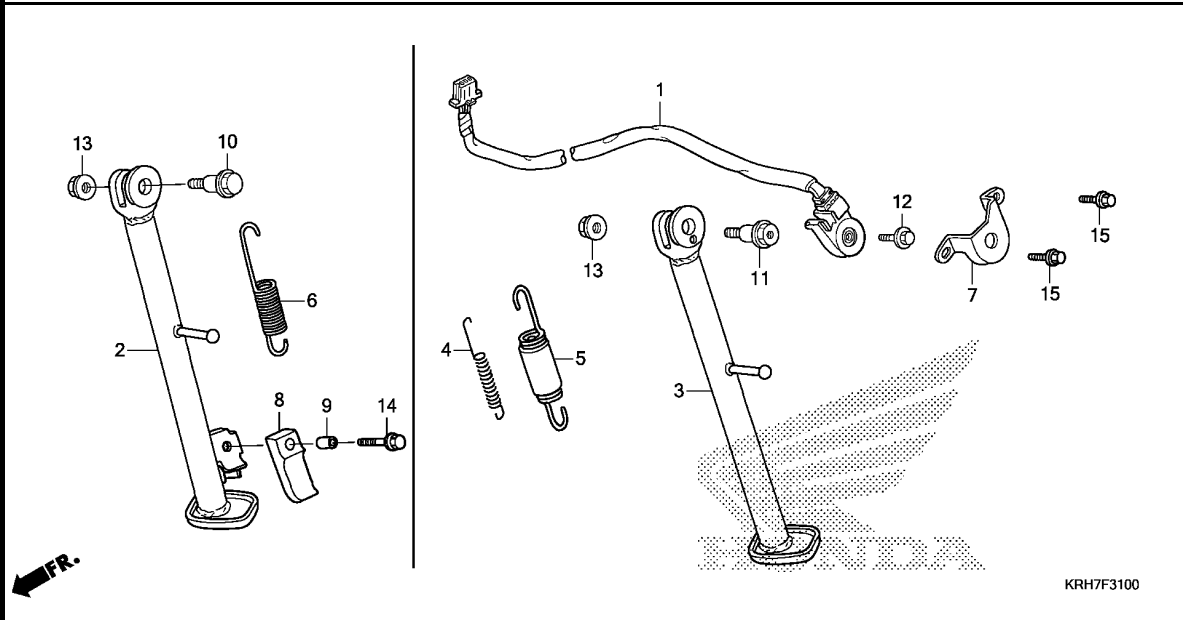


Ref. No.	L.O.N.	(Relative ref. Number) Description	F.R.T.
3	4101C6	BAR, MAIN STEP :RIGHT .....	0.2
5	4101C5	BAR, MAIN STEP :LEFT .....	0.2
	4101J1	BAR, MAIN STEP :BOTH .....	0.3
6	4101D3	RUBBER, STEP :LEFT .....	0.1
	4101D4	RUBBER, STEP :RIGHT .....	0.1
	4101L8	RUBBER, STEP :BOTH .....	0.2
8	4101D0	BRACKET, PILLION STEP :RIGHT ..	0.1
9	4101C9	BRACKET, PILLION STEP :LEFT ..	0.1
	4101K4	BRACKET, PILLION STEP :BOTH ..	0.2
12		(10)	
	4101C8	BAR, PILLION STEP :RIGHT .....	0.1
13		(10)	
	4101C7	BAR, PILLION STEP :LEFT .....	0.1
	4101P4	BAR, PILLION STEP :BOTH .....	0.2

KRH7F3000

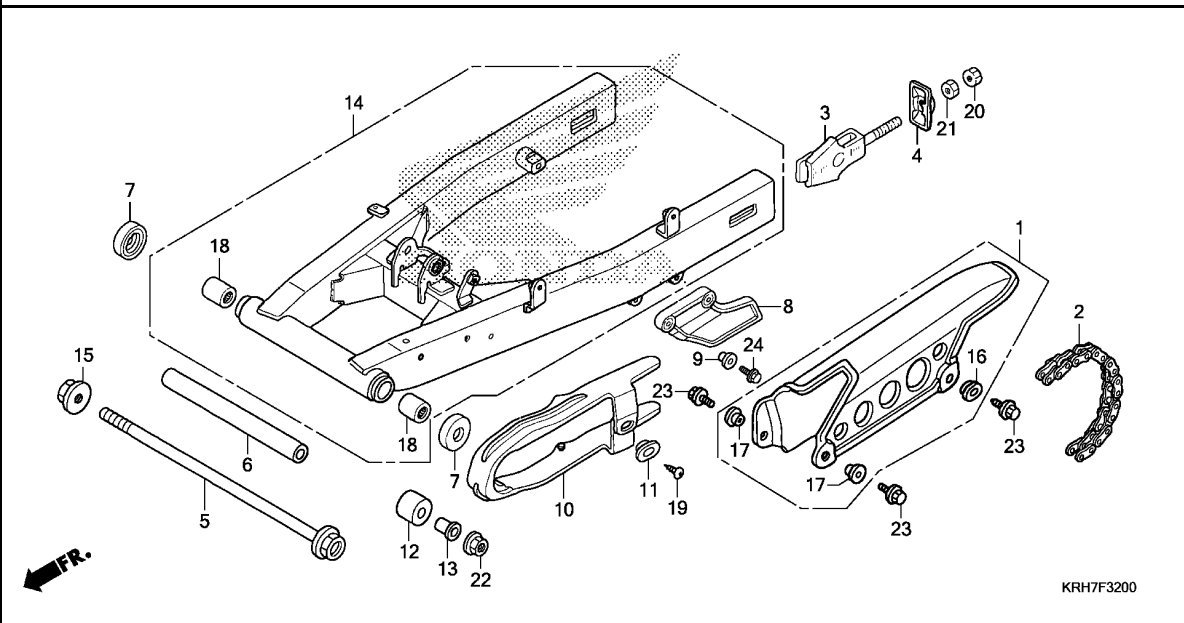
3

Ref. No.	Part No.	Description	Reqd. QTY			Serial No.	Parts catalogue code
			XR 125 LEK E	XL 125 LEK E	XR 150 LEK E		
1	50603-KEJ-900	PIN, MAIN STEP BAR JOINT .... (PILLION)	2	2	2		
2	50603-KRH-900	PIN, STEP BAR JOINT .....	2	2	2		
3	50612-KRH-900	STEP COMP., R. ....	1	1	1		
4	50617-KRH-900	SPRING, STEP RETURN .....	2	2	2		
5	50642-KRH-900	STEP COMP., L. ....	1	1	1		
6	50661-KRH-900	RUBBER, STEP .....	2	-	2		
7	50662-KRH-900	PLATE, STEP RUBBER SETTING ..	2	-	2		
8	50701-KRH-900	BRACKET COMP., R. PILLION STEP	1	1	1		
9	50706-KRH-900	BRACKET COMP., L. PILLION STEP	1	1	1		
10	50710-KGA-940	RUBBER, PILLION STEP .....	2	2	2		
11	50712-KRH-900	PLATE, PILLION STEP .....	2	2	2		
12	50713-KRH-900	BAR, R. PILLION STEP .....	1	1	1		
13	50714-KRH-900	BAR, L. PILLION STEP .....	1	1	1		
14	50715-KRH-900	WEIGHT, PILLION STEP .....	1	1	1		
15	52156-KRH-900	COLLAR, 6.5X4 .....	2	-	2		
16	90112-GW3-000	BOLT, FLANGE, 6X14 .....	2	-	2		
17	94101-08000	WASHER, PLAIN, 8MM .....	4	4	4		
18	94201-20150	PIN, SPLIT, 2.0X15 .....	4	4	4		
19	95701-08018-00	BOLT, FLANGE, 8X18 .....	4	4	4		



Ref. No.	L.O.N.	(Relative ref. Number) Description	F.R.T.
1	615195	SWITCH, SIDE STAND .....	0.3
3		(2)	
410180		BAR, SIDE STAND .....	0.2
5		(4,6)	
410182		SPRING, SIDE STAND .....	0.1
.NOTE: Same time for two units			

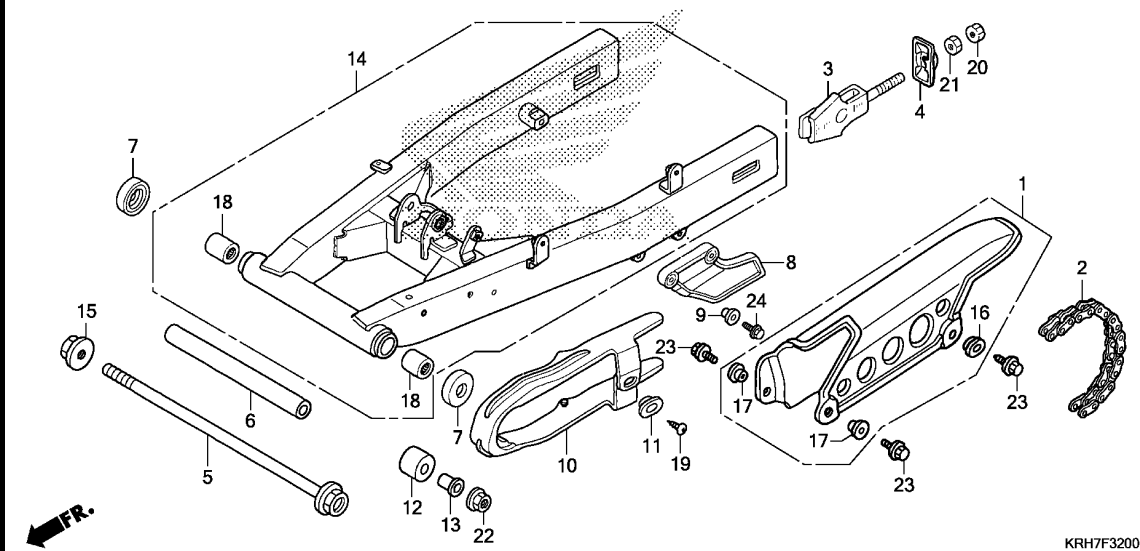
Ref. No.	Part No.	Description	Reqd. QTY			Serial No.	Parts catalogue code
			XR 125 LEK E	XL 125 LEK E	XR 150 LEK E		
1	35700-KRH-631	SWITCH ASSY., SIDE STAND .....	-	-	1	-----	NZ
2	50530-KRH-A00	BAR COMP., SIDE STAND .....	1	-	1	-----	1LA,3LA,DK,SA
	50530-KRH-780	.....	-	1	-	-----	
3	50530-KRH-900	BAR COMP., SIDE STAND .....	-	-	1	-----	NZ
4	50538-KRH-900	SPRING, SIDE STAND SUB .....	-	-	1	-----	NZ
5	50540-KRH-900	SPRING ASSY., SIDE STAND .....	-	-	1	-----	NZ
6	50540-KRH-920	SPRING, SIDE STAND .....	1	1	1	-----	1LA,2SA,3LA,DK,SA
7	50547-KRH-900	GUARD, SIDE STAND SWITCH .....	-	-	1	-----	NZ
8	50548-356-700	RUBBER, STAND .....	1	1	1	-----	1LA,2SA,3LA,DK,SA
9	50549-356-700	COLLAR, STAND RUBBER SETTING .....	1	1	1	-----	1LA,2SA,3LA,DK,SA
10	90108-KRH-780	BOLT, SIDE STAND PIVOT .....	1	1	1	-----	1LA,2SA,3LA,DK,SA
11	90108-KRH-900	BOLT, SIDE STAND PIVOT .....	-	-	1	-----	NZ
12	90147-MCE-950	BOLT, SPECIAL, 6X16 .....	-	-	1	-----	NZ
13	90203-MF9-710	NUT, SIDE STAND .....	1	1	1	-----	
14	95701-06025-07	BOLT, FLANGE, 6X25 .....	1	1	1	-----	1LA,2SA,3LA,DK,SA
15	96001-06010-07	BOLT, FLANGE, 6X10 .....	-	-	2	-----	NZ



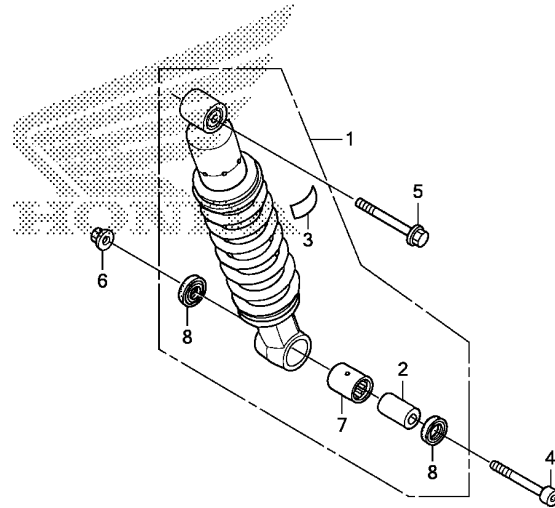
Ref. No.	L.O.N.	(Relative ref. Number) Description	F.R.T.
1	410195	CASE, DRIVE CHAIN .....	0.1
2	2131M1	CHAIN, DRIVE(ENDLESS) .....	0.6
6	5121H5	COLLAR, SWINGARM .....	0.7
8	4101J3	GUARD, CHAIN .....	0.1
10	4101E5	SLIDER, CHAIN .....	0.3
12	4101E4	ROLLER, CHAIN TENSIONER .....	0.1
14	5121B0	SWINGARM ASSEMBLY .....	0.9
18	5121C8	BEARING, SWINGARM PIVOT :LEFT	1.0
	5121C9	BEARING, SWINGARM PIVOT :RIGHT	1.0
	5121D0	BEARING, SWINGARM PIVOT :BOTH	1.2

3

Ref. No.	Part No.	Description	Reqd. QTY			Serial No.	Parts catalogue code
			XR 125 LEK E	XL 125 LEK E	XR 150 LEK E		
1	40510-KRH-900	CASE, DRIVE CHAIN .....	1	1	1		
2	40530-KRH-781	CHAIN, DRIVE(CHOHO) (428H0-130LE)	1	1	1		
3	40543-KRH-900	ADJUSTER, CHAIN .....	2	2	2		
4	40546-KRH-900	CAP, RR. FORK END .....	2	2	2		
5	52101-KRH-900	BOLT, SWINGARM PIVOT .....	1	1	1		
6	52141-KRH-900	COLLAR, SWINGARM PIVOT CENTER DISTANCE	1	1	1		
7	52144-356-003	CAP, SWINGARM DUST SEAL(ARAI)	2	2	2		
	52144-356-005	CAP, SWINGARM DUST SEAL(NOK)	2	2	2		
8	52155-KRH-900	GUARD, CHAIN .....	1	1	1		
9	52159-KRH-900	COLLAR, CHAIN GUARD .....	2	2	2		
10	52170-KRH-660	SLIDER, CHAIN .....	1	1	1		
11	52171-KRH-900	WASHER, CHAIN SLIDER .....	1	1	1		
12	52175-KRE-900	ROLLER, CHAIN .....	1	1	1		
13	52176-KRH-900	COLLAR, CHAIN ROLLER .....	1	1	1		
14	52200-KRH-780ZA	SWINGARM SUB ASSY., RR. *NH411M*FORCE SILVER METALLIC	1	1	1		
15	90305-KYA-601	NUT, FLANGE, 14MM(PT) .....	1	1	1		
16	90505-KRH-900	WASHER, 6X9 .....	1	1	1		
17	90512-KRH-900	WASHER, 6.5X20 .....	2	2	2		
18	91070-GC4-601	BEARING, NEEDLE, 20X26X20(NTN)	2	2	2		
19	93901-25080	SCREW, TAPPING, 5X8 .....	1	1	1		
20	94002-08000-0S	NUT, HEX., 8MM .....	2	2	2		



Ref. No.	Part No.	Description	Reqd. QTY			Serial No.	Parts catalogue code
			XR 125 LEK E	XL 125 LEK E	XR 150 LEK E		
21	94030-08000	NUT, HEX., 8MM .....	2	2	2		
22	94050-06000	NUT, FLANGE, 6MM .....	1	1	1		
23	95701-06012-00	BOLT, FLANGE, 6X12 .....	3	3	3		
24	95701-06020-00	BOLT, FLANGE, 6X20 .....	2	2	2		



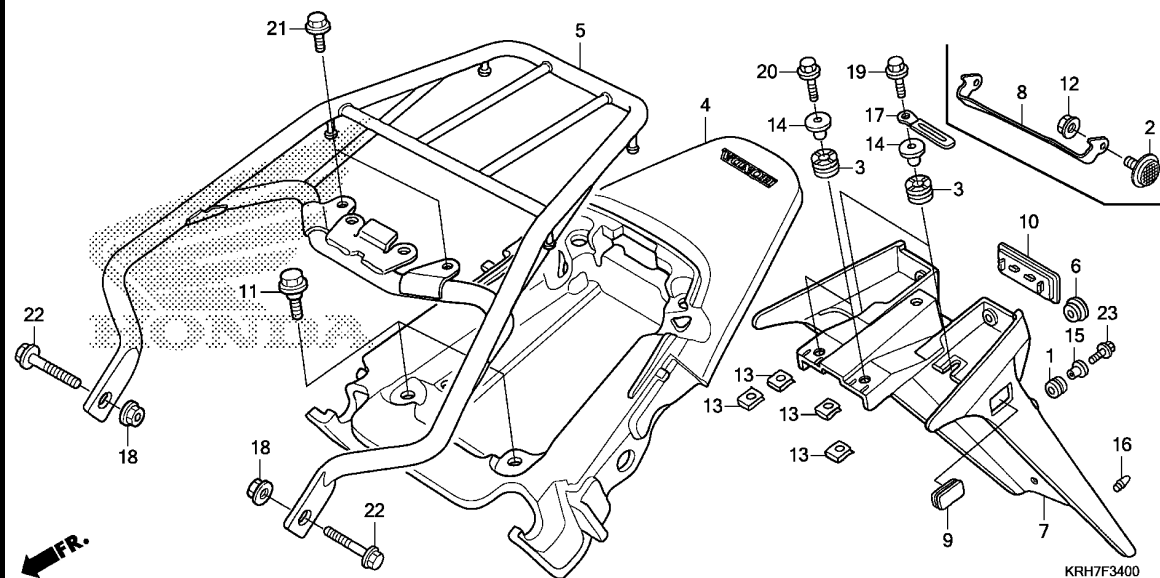
FR.

KRH7F3300

Ref. No.	L.O.N.	(Relative ref. Number) Description	F.R.T.
1	512115	CUSHION ASSY., REAR .....	0.4
7	5121D1	BEARING, REAR CUSHION .....	0.6

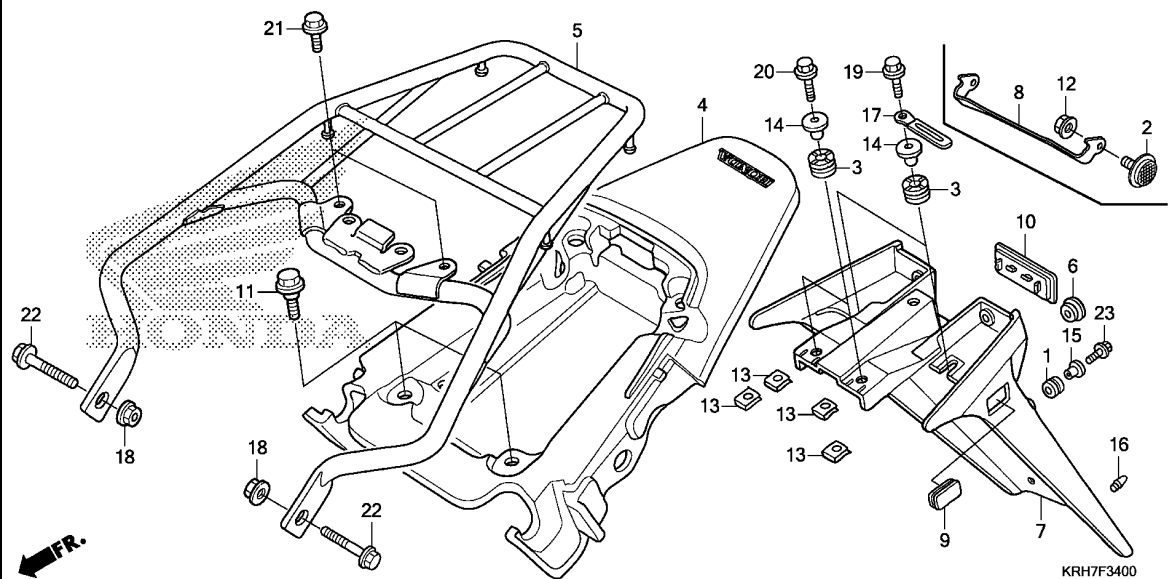
3

Ref. No.	Part No.	Description	Reqd. QTY			Serial No.	Parts catalogue code
			XR 125 LEK E	XL 125 LEK E	XR 150 LEK E		
1	52400-KRH-901	CUSHION ASSY., RR. ....	1	-	-		
	52400-KRH-781	.....	-	1	-		
	52400-KRH-651	.....	-	-	1		
2	52463-KRH-901	COLLAR, CUSHION CONNECTING ROD	1	1	1		
3	87516-KRH-901	LABEL, RR. DAMPER (ENGLISH) ..	1	-	1		
	87516-MCA-G60	LABEL, RR. DAMPER (PICTOGRAPH)	-	1	-		
4	90107-MBL-610	BOLT, SOCKET, 10X57 .....	1	1	1		
5	90155-KRH-900	BOLT, FLANGE, 10X52 .....	1	1	1		
6	90304-KYA-601	NUT, FLANGE, 10MM(PT) .....	1	1	1		
7	91072-KRH-901	BEARING, NEEDLE, 17X24X20 ...	1	1	1		
8	91262-KRH-901	DUST SEAL, 17X24X4 .....	2	2	2		



Ref. No.	L.O.N.	(Relative ref. Number) Description	F.R.T.
4	411135	COWL, REAR .....	0.2
5	410165	CARRIER, LUGGAGE .....	0.2
7	6161P6	BRACKET, TAILLIGHT .....	0.5

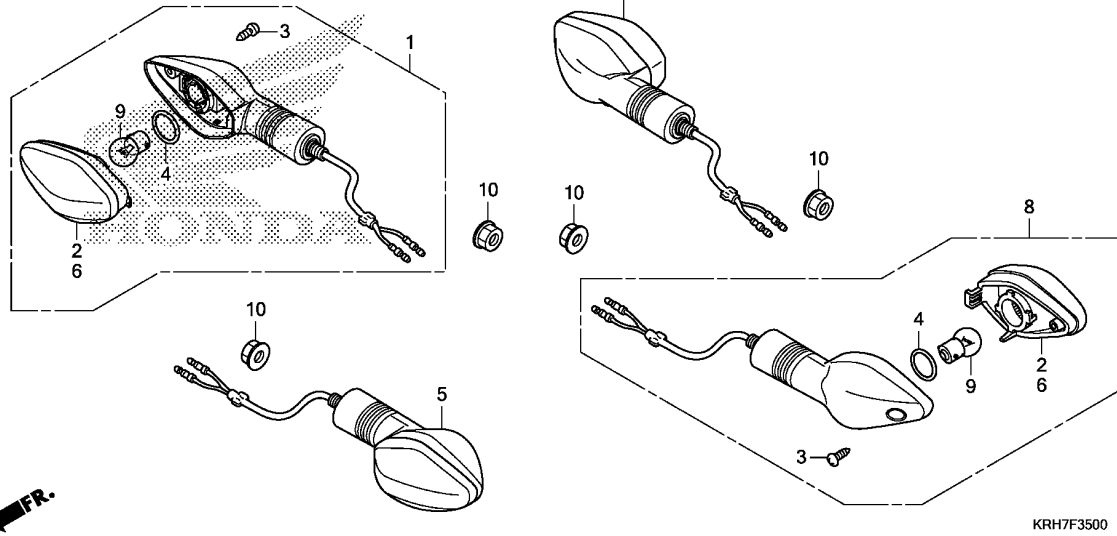
Ref. No.	Part No.	Description	Reqd. QTY			Serial No.	Parts catalogue code
			XR 125 LEK E	XL 125 LEK E	XR 150 LEK E		
1	33712-KT1-670	RUBBER, TAILLIGHT .....	2	2	2		
2	33741-KYY-901	REFLECTOR, REFLEX(AMBER) .....	-	-	2	----- 1LA	
	33741-KAK-971	REFLECTOR, FR. REFLEX .....	-	-	2	----- NZ	
3	37101-KRH-900	RUBBER, SPEEDOMETER .....	4	4	4		
4	80100-KRH-900ZB	COWL SET, RR.(WL) *NH196*.....ROSS WHITE	1	1	1		
5	81200-KRH-780ZA	CARRIER COMP., RR. *NH1*.....BLACK	1	1	1		
6	83551-376-000	GROMMET, SIDE COVER .....	1	-	1		
7	84701-KRH-900	BASE COMP., NUMBER PLATE .....	1	1	1		
8	84704-KRH-A50	STAY, RR. REFLEX REFLECTOR ..	-	-	1	----- 1LA,NZ	
9	84705-KRH-D00	CAP, NUMBER BRACKET .....	2	2	2		
10	84711-KRH-900	CAP, NUMBER PLATE BASE COMP.	1	1	1		
11	90111-162-000	BOLT, FLANGE, 6MM .....	2	2	2		
12	90301-088-660	NUT, SPECIAL, 6MM .....	-	-	2	----- 1LA,NZ	
13	90311-KRH-900	NUT, CLIP, 6MM .....	4	4	4		
14	90502-KRH-780	COLLAR, RR. FENDER .....	4	4	4		
15	90508-KRH-900	COLLAR C .....	2	2	2		
16	90899-KRH-900	PLUG, CONE .....	2	2	2		
17	91406-166-000	CLIP, WIRE .....	2	2	2		
18	94050-08000	NUT, FLANGE, 8MM .....	2	2	2		
19	95701-06022-00	BOLT, FLANGE, 6X22 .....	2	2	2		
20	95701-06025-00	BOLT, FLANGE, 6X25 .....	2	2	2		
21	95701-08018-00	BOLT, FLANGE, 8X18 .....	2	2	2		



KRH7F3400

3

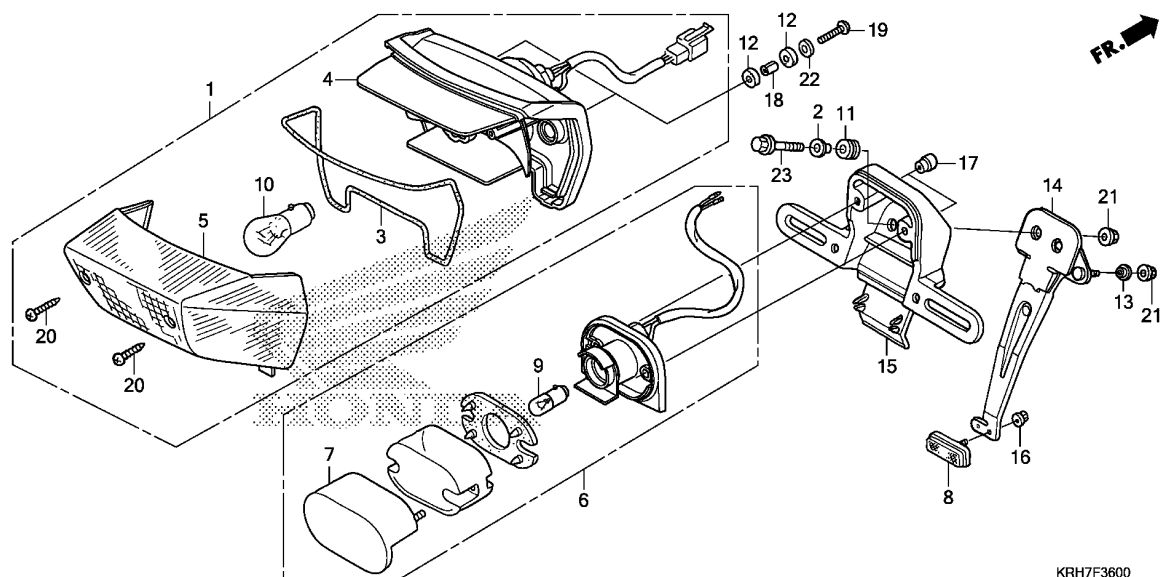
Ref. No.	Part No.	Description	Reqd. QTY			Serial No.	Parts catalogue code
			XR 125	XL 125	XR 150		
22	95701-08045-00	BOLT, FLANGE, 8X45 .....	2	2	2		
23	96001-06018-07	BOLT, FLANGE, 6X18 .....	2	2	2		



Ref. No.	L.O.N.	(Relative ref. Number) Description	F.R.T.
1	6161C4	WINKER :RIGHT FRONT .....	0.2
5	6161C3	WINKER :LEFT FRONT .....	0.2
	6161C5	WINKER :BOTH FRONT .....	0.2
7	6161C7	WINKER :RIGHT REAR .....	0.3
8	6161C6	WINKER :LEFT REAR .....	0.3
	6161C8	WINKER :BOTH REAR .....	0.4
9	616133	BULB, WINKER :FRONT .....	0.1
		.NOTE: Same time for two units	
	616139	BULB, WINKER :REAR .....	0.1
		.NOTE: Same time for two units	
	6161G0	BULB, WINKER :FOR 1 VEHICLE ..	0.2

Ref. No.	Part No.	Description	Reqd. QTY			Serial No.	Parts catalogue code
			XR 125 LEK E	XL 125 LEK E	XR 150 LEK E		
1	33400-KRH-601	WINKER ASSY., R. FR.(12V 10W)	1	1	1	-----	1LA,2SA,3LA,DK,SA
	33400-KRH-631	.....	-	-	1	-----	NZ
2	33403-KRH-601	LENS COMP., R. ....					
		(R. FR./L. RR.)	2	2	2		
3	33405-KRH-600	SCREW, TAPPING, 4X13 .....	4	4	4		
4	33407-GGL-A01	PACKING .....	4	4	4		
5	33450-KRH-601	WINKER ASSY., L. FR.(12V 10W)	1	1	1	-----	1LA,2SA,3LA,DK,SA
	33450-KRH-631	.....	-	-	1	-----	NZ
6	33453-KRH-601	LENS COMP., L. ....					
		(L. FR./R. RR.)	2	2	2		
7	33600-KRH-601	WINKER ASSY., R. RR.(12V 10W)	1	1	1	-----	1LA,2SA,3LA,DK,SA
	33600-KRH-631	.....	-	-	1	-----	NZ
8	33650-KRH-601	WINKER ASSY., L. RR.(12V 10W)	1	1	1	-----	1LA,2SA,3LA,DK,SA
	33650-KRH-631	.....	-	-	1	-----	NZ
9	34907-KYS-941	BULB(12V 10W)(AMBER) .....	4	4	4	-----	1LA,2SA,3LA,DK,SA
	34903-KRE-E31	BULB, WINKER LIGHT(12V 10W) ..	-	-	4	-----	NZ
10	94050-10000	NUT, FLANGE, 10MM .....	4	4	4		



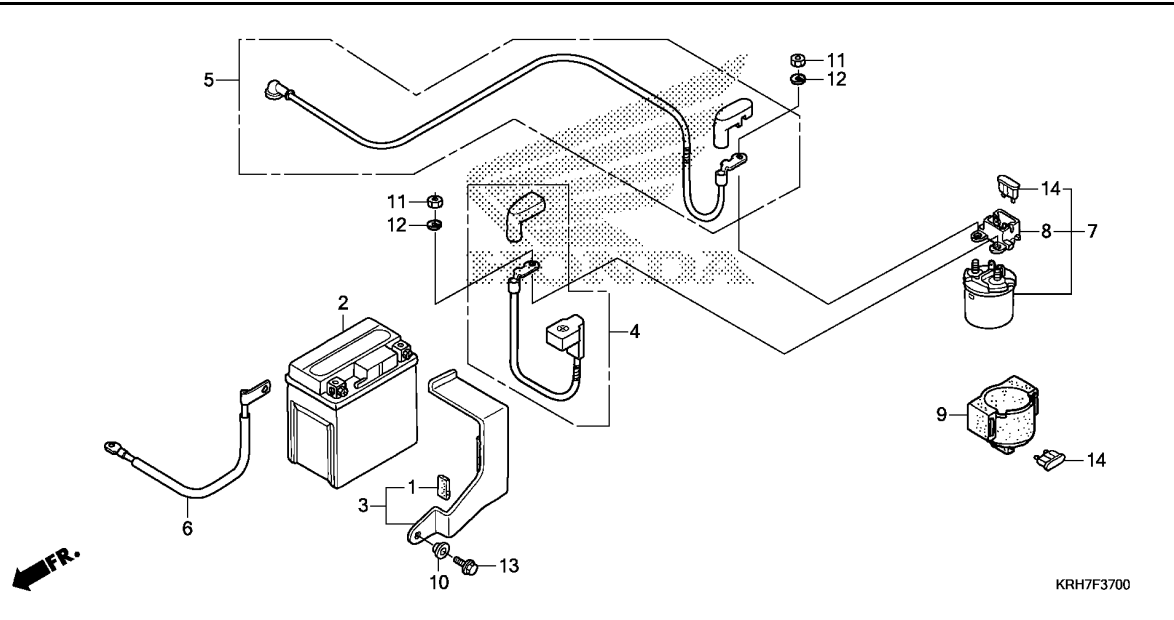


Ref. No.	L.O.N.	(Relative ref. Number) Description	F.R.T.
1	6161D5	TAILLIGHT UNIT .....	0.3
4	6161E2	BASE, TAILLIGHT .....	0.3
6	6161D8	LIGHT, LICENSE .....	0.3
9		(7)	
	6161F3	BULB, LICENSE LIGHT .....	0.1
10		(3,5)	
	6161G1	BULB, TAILLIGHT .....	0.1
15	4131K7	BRACKET, NUMBER PLATE .....	0.3

KRH7F3600

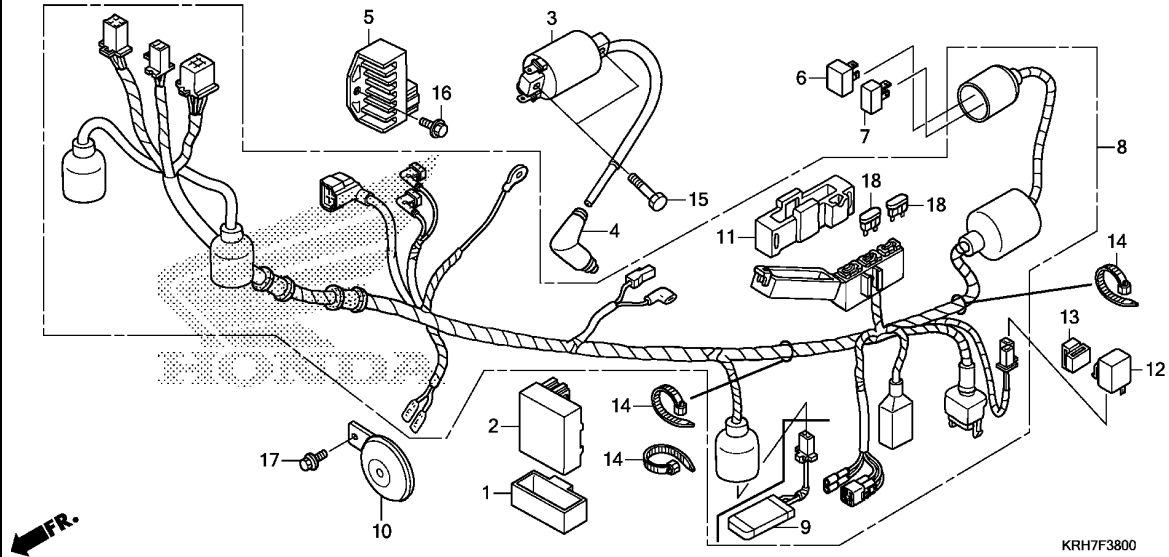
3

Ref. No.	Part No.	Description	Reqd. QTY			Serial No.	Parts catalogue code
			XR 125 LEK E	XL 125 LEK E	XR 150 LEK E		
1	33700-KRH-901	TAILLIGHT UNIT(12V 21/5W) ...	1	1	1		
2	33706-KRH-900	COLLAR, TAILLIGHT MOUNTING ..	2	2	2		
3	33708-KRH-901	PACKING, TAILLIGHT LENS .....	1	1	1		
4	33711-KRH-901	BASE COMP., TAILLIGHT .....	1	1	1		
5	33712-KRH-901	LENS COMP., TAILLIGHT .....	1	1	1		
6	33720-KRH-901	LIGHT ASSY., LICENSE(12V 5W)	1	1	1		
7	33723-KRH-901	COVER COMP., LICENSE .....	1	1	1		
8	33741-KRH-901	REFLECTOR, REFLEX .....	1	1	1		
9	34904-KRH-901	BULB, LICENSE(12V 5W) .....	1	1	1		
10	34906-447-711	BULB, TAIL & STOP LIGHT (12V 21/5W)(STANLEY)	1	1	1		
11	61103-357-000	RUBBER, FR. FENDER MOUNTING .	2	2	2		
12	77218-KRH-900	RUBBER, SEAT HINGE .....	4	4	4		
13	80112-KRH-901	COLLAR, FENDER COVER .....	3	3	3		
14	84702-KRH-900	STAY, NUMBER BRACKET .....	1	1	1		
15	84703-KRH-900	BRACKET, NUMBER PLATE .....	1	1	1		
16	90301-GFM-890	NUT, SPECIAL, 5MM .....	1	1	1		
	90301-MG8-000	NUT, FLANGE, 5MM(FUSE RASHI)	1	1	1		
17	90302-MB2-000	NUT, SPECIAL, 4MM .....	2	2	2		
18	90504-KRH-900	COLLAR, TAILLIGHT MOUNTING ..	2	2	2		
19	93500-05020-0A	SCREW, PAN, 5X20 .....	2	2	2		
20	33716-KRH-900	SCREW, TAPPING, 4X35 .....	2	2	2		
21	94050-06000	NUT, FLANGE, 6MM .....	5	5	5		
22	94103-05000	WASHER, PLAIN, 5MM .....	2	2	2		
23	96001-06025-00	BOLT, FLANGE, 6X25 .....	2	2	2		



Ref. No.	L.O.N.	(Relative ref. Number) Description	F.R.T.
2	610100	BATTERY .....	0.2
4	610105	CABLE, POSITIVE BATTERY .....	0.2
5	612115	CABLE, STARTER MOTOR .....	0.3
6	610110	CABLE, NEGATIVE BATTERY .....	0.2
7	615113	SWITCH, STARTER MAGNETIC .....	0.3

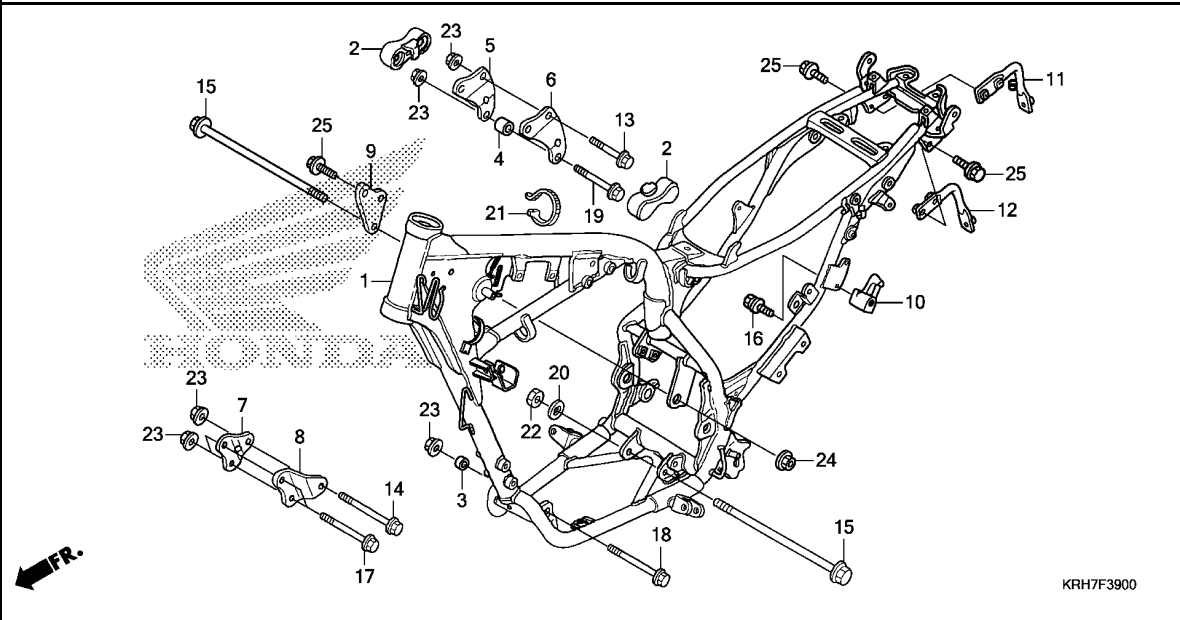
Ref. No.	Part No.	Description	Reqd. QTY			Serial No.	Parts catalogue code
			XR 125 LEK E	XL 125 LEK E	XR 150 LEK E		
1	17518-KRE-900	RUBBER .....	1	1	1		
2	31500-KRH-661	BATTERY (YTX5L-BS) (TIANJIN YUASA)	1	1	1	----- 2SA,DK,NZ,SA	
	31500-KRH-931	.....	1	-	1	----- 1LA,3LA	
3	31510-KRH-900	BAND, BATTERY .....	1	1	1		
4	32401-KRH-900	CABLE, STARTER MAGNETIC					
5	32410-KRH-600	CABLE, STARTER MOTOR .....	1	1	1		
6	32601-KRH-600	CABLE, BATTERY EARTH .....	1	1	1		
7	35850-KRH-A01	SWITCH ASSY., STARTER MAGNETIC	1	1	1		
8	35852-KRH-901	HOLDER COMP., FUSE .....	1	1	1		
9	35856-KRH-901	RUBBER, SHOCK .....	1	1	1		
10	61101-KRH-900	COLLAR, FR. FENDER SETTING(A)	1	1	1		
11	94002-06000-0S	NUT, HEX., 6MM .....	2	2	2		
12	94111-06000	WASHER, SPRING, 6MM .....	2	2	2		
13	95701-06016-00	BOLT, FLANGE, 6X16 .....	1	1	1		
14	98200-31500	FUSE, BLADE(15A) .....	2	2	2		



Ref. No.	L.O.N.	(Relative ref. Number) Description	F.R.T.
2	6141A1	IGNITION CONTROL MODULE	0.3
3	614105	COIL, IGNITION	0.4
5	6131B2	RECTIFIER, REGULATE	0.4
8	611100	HARNESS, WIRE	1.2
9	615185	SWITCH, THERMOSTAT	0.2
10	616169	HORN	0.1
12	6111C3	RELAY, WINKER	0.2

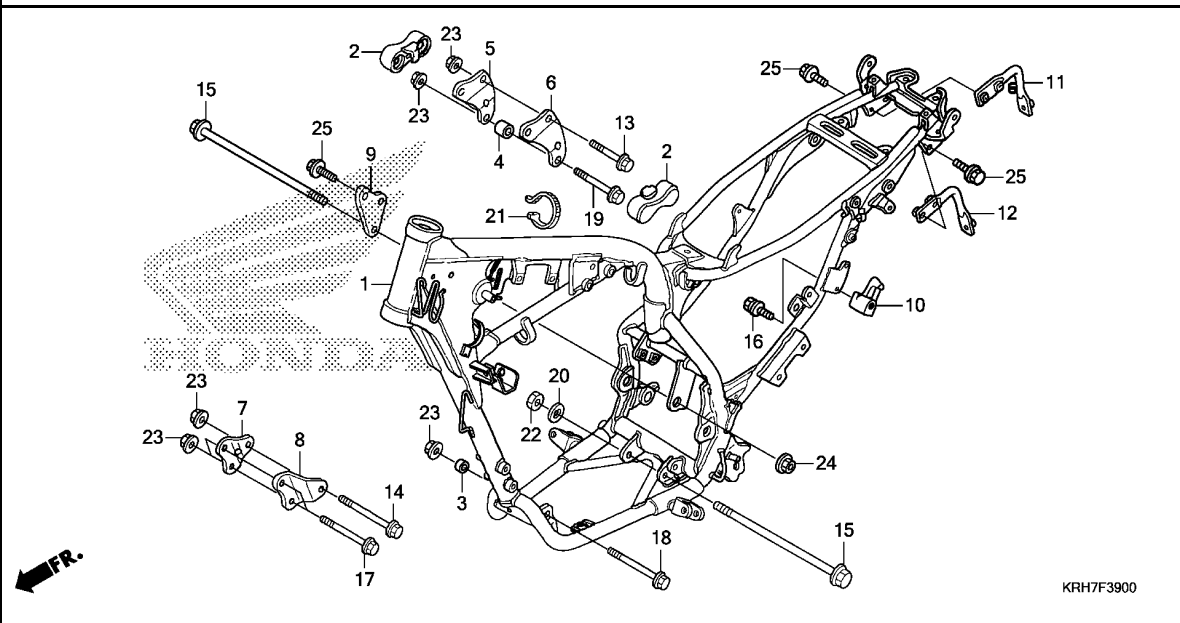
KRH7F3800

Ref. No.	Part No.	Description	Reqd. QTY			Serial No.	Parts catalogue code
			XR 125 LEK E	XL 125 LEK E	XR 150 LEK E		
1	30401-KRH-781	CUSHION, C.D.I. UNIT	1	1	1		
2	30410-KRH-A01	C.D.I. UNIT COMP., DIGITAL(DC)	1	1	-		
	30410-KRH-651		-	-	1	-----	1LA,3LA,DK,SA
	30410-KRH-631		-	-	1	-----	NZ
3	30500-KRH-781	COIL COMP., IGNITION	1	1	1		
4	30700-KRH-901	CAP ASSY., NOISE SUPPRESSOR	1	1	1		
5	31600-KRH-781	RECTIFIER COMP., REGULATE	1	1	1		
6	31700-KRH-901	RECTIFIER COMP., SILICON	-	-	1	-----	NZ
7	31700-KVX-701	RECTIFIER ASSY., SILICON	1	1	1		
8	32100-KRH-620	HARNESS, WIRE	1	-	1	-----	1LA,SA
	32100-KRH-600		1	-	1	-----	3LA,DK
	32100-KRH-640		-	-	1	-----	NZ
	32100-KRH-630		-	-	1	-----	NZ
9	35250-KRH-901	SWITCH ASSY., THERMOSTAT	1	1	1	-----	1LA,2SA,NZ,SA
10	38110-KRH-901	HORN COMP.(HIGH)	1	1	1		
11	38201-KRH-901	SUSPENSION, FUSE CASE(MINI 2P)	1	1	1		
12	38301-KVX-601	RELAY COMP., WINKER	1	1	1		
13	38306-KYY-970	SUSPENSION, WINKER RELAY	1	1	1		
14	90650-KW3-000	BAND, WIRE	3	3	3		
15	92101-06020-0A	BOLT, HEX., 6X20	2	2	2		
16	95701-06014-00	BOLT, FLANGE, 6X14	1	1	1		
17	95701-08012-07	BOLT, FLANGE, 8X12	1	1	1		
18	98200-41000	FUSE, MINI(10A)	2	2	2		

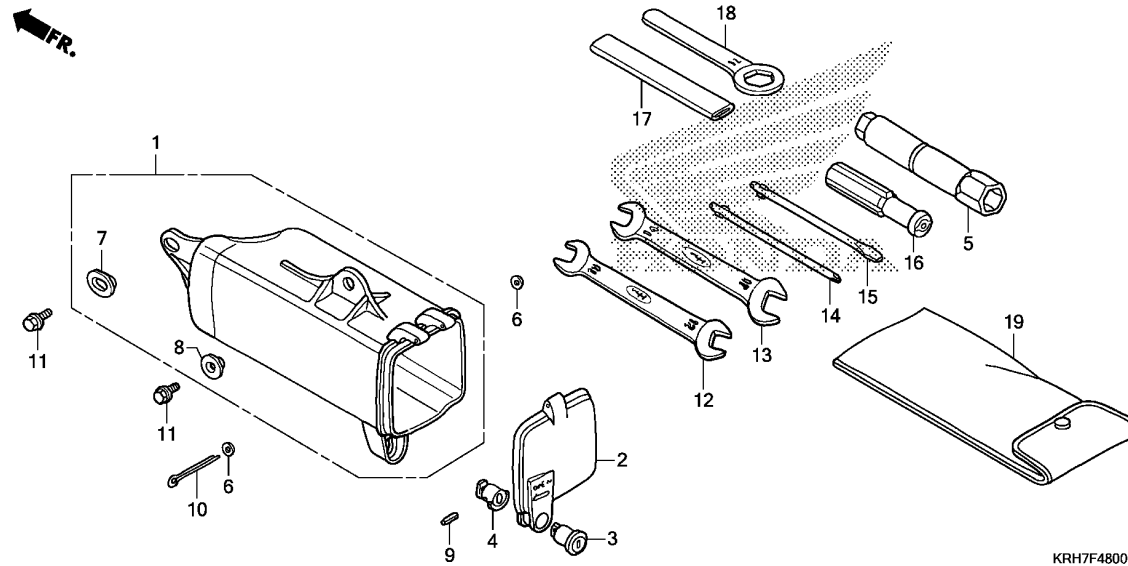


Ref. No.	L.O.N.	(Relative ref. Number) Description	F.R.T.
1	410100	BODY, FRAME ..... .INCLUDES: Engine removal and installation	5.1
10	410197	LOCK, HELMET .....	0.2

Ref. No.	Part No.	Description	Reqd. QTY			Serial No.	Parts catalogue code
			XR 125 LEK E	XL 125 LEK E	XR 150 LEK E		
1	50100-KRH-A00ZB	BODY COMP., FRAME					
		*NH1*.....BLACK	1	-	1	-----	1LA,3LA,DK,SA
	50100-KRH-640ZA	*NH1*.....BLACK	-	1	-		
	50100-KRH-A40ZB	*NH1*.....BLACK	-	-	1	-----	NZ
2	50212-KRH-900	RUBBER, TANK GUARD .....	2	2	2		
3	50318-KRH-780	COLLAR, ENGINE MOUNT .....	1	1	1		
4	50320-KRH-780	COLLAR, UPPER ENGINE HANGER MOUNT	1	1	1		
5	50522-KRH-780	PLATE, R. ENGINE HANGER UPPER	1	1	1		
6	50532-KRH-780	PLATE, L. ENGINE HANGER UPPER	1	1	1		
7	50533-KRH-900	PLATE, R. FR. ENGINE HANGER	1	-	1		
	50533-KRH-780	.....	-	1	-		
8	50534-KRH-900	PLATE, L. FR. ENGINE HANGER	1	-	1		
	50534-KRH-780	.....	-	1	-		
9	50537-KRH-780	PLATE, L. RR. ENGINE HANGER (R. SIDE)	1	1	1		
10	50710-KRH-901	HOLDER ASSY., HELMET .....	1	1	1		
11	84706-KRH-900	PIPE, R. SUPPORT .....	1	1	1		
12	84707-KRH-900	PIPE, L. SUPPORT .....	1	1	1		
13	90102-KRH-900	BOLT, FLANGE, 8X56 .....	2	2	2		
14	90103-KRH-900	BOLT, FLANGE, 8X88 .....	1	1	1		
15	90105-KRH-900	BOLT, FLANGE, 10X110 .....	2	2	2		
16	90114-KRH-900	BOLT, BREAK OFF .....	1	1	1		
17	90154-KB7-700	BOLT, FLANGE, 8X73 .....	2	2	2		
18	90156-KK6-000	BOLT, FLANGE, 8X96 .....	1	1	1		

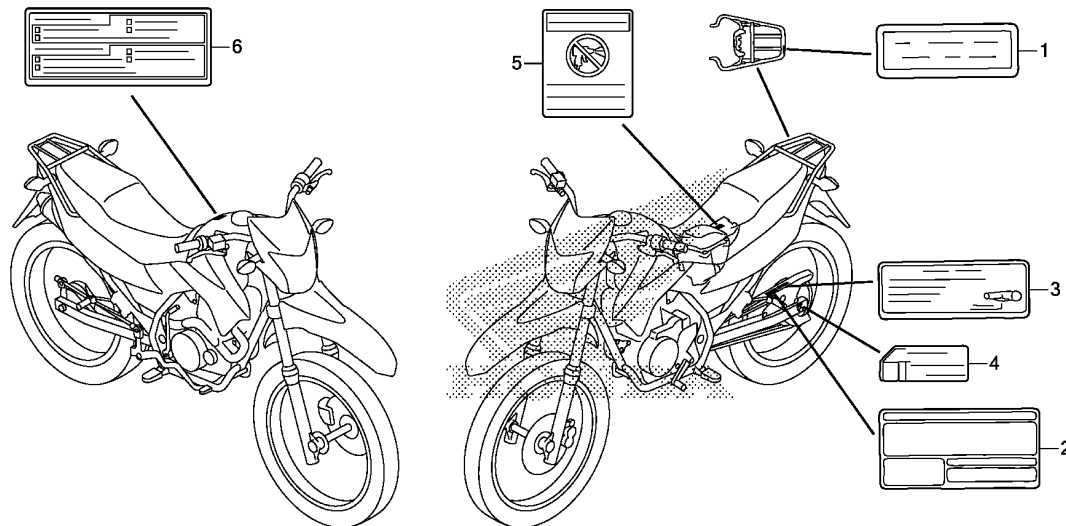


Ref. No.	Part No.	Description	Reqd. QTY			Serial No.	Parts catalogue code
			XR 125 LEK E	XL 125 LEK E	XR 150 LEK E		
19	90156-KRH-780	BOLT, FLANGE, 8X68 .....	1	1	1		
20	90510-KRH-900	WASHER, 10MM .....	1	1	1		
21	90651-KRH-900	BAND, WIRE .....	1	1	1		
22	94030-10200	NUT, HEX., 10MM .....	1	1	1		
23	94050-08000	NUT, FLANGE, 8MM .....	7	7	7		
24	94050-10000	NUT, FLANGE, 10MM .....	1	1	1		
25	95701-08016-00	BOLT, FLANGE, 8X16 .....	6	6	6		



Ref. No.	L.O.N.	(Relative ref. Number) Description	F.R.T.
1	410190	BOX OR BAG, TOOL .....	0.2
2	4101B1	COVER, TOOL BOX .....	0.2

Ref. No.	Part No.	Description	Reqd. QTY			Serial No.	Parts catalogue code
			XR 125 LEK E	XL 125 LEK E	XR 150 LEK E		
1	83502-KRH-900	BOX, TOOL .....	1	1	1		
2	83504-KRH-900	CAP, TOOL BOX .....	1	1	1		
3	83507-422-000	BODY, KEY .....	1	1	1		
4	83508-MR4-900	STOPPER, KEY BODY .....	1	1	1		
5	89216-KRH-660	WRENCH, SPARK PLUG .....	1	1	1		
6	90231-GHR-600	WASHER, PLAIN, 3MM .....	2	2	2		
7	90505-KRH-900	WASHER, 6X9 .....	1	1	1		
8	90512-KRH-900	WASHER, 6.5X20 .....	1	1	1		
9	91501-MR4-900	PIN, SPRING, 2X14 .....	1	1	1		
10	94201-30450	PIN, SPLIT, 3.0X45 .....	1	1	1		
11	95701-06012-00	BOLT, FLANGE, 6X12 .....	2	2	2		
12	99001-10120	SPANNER, 10X12 .....	1	1	1		
13	99001-14170	SPANNER, 14X17 .....	1	1	1		
14	99003-10000	DRIVER 1, PLUS SCREW(NO.2) ..	1	1	1		
15	99003-30000	DRIVER 3, MINUS SCREW(NO.2) ..	1	1	1		
16	99003-50000	GRIP, SCREW DRIVER .....	1	1	1		
17	99006-12000	HANDLE, EYE WRENCH, 12MM .....	1	1	1		
18	99006-24000	WRENCH, EYE, 24MM .....	1	1	1		
19	99008-01600	BAG, TOOL, 160MM .....	1	1	1		



KRH7F4900

Ref. L.O.N. (Relative ref. Number) F.R.T.  
No. Description

NO INFORMATION .....


3

Ref. No.	Part No.	Description	Reqd. QTY			Serial No.	Parts catalogue code
			XR 125 LEK E	XL 125 LEK E	XR 150 LEK E		
1	81220-KRH-910	LABEL, RR. CARRIER(SPANISH)	1	-	1	-----	1LA,3LA
	81220-KV8-860ZA	LABEL, RR. CARRIER(ENGLISH)				-----	DK,NZ,SA
		*TYPE2*.....	1	-	1	-----	1LA,3LA
2	87505-KRH-910	LABEL, TIRE(SPANISH)	1	-	1	-----	DK,NZ,SA
	87505-KRH-900	LABEL, TIRE(ENGLISH)	1	-	1	-----	1LA,3LA
3	87507-KRH-910	LABEL, DRIVE CHAIN	1	-	1	-----	DK,NZ,SA
	87507-MZ8-W00	LABEL, DRIVE CHAIN	1	-	1	-----	1LA,3LA
4	87508-KRH-910	LABEL, CHAIN ADJUSTER (SPANISH)	1	-	1	-----	DK,NZ,SA
	87508-MN8-670	LABEL, CHAIN ADJUSTER	1	-	1	-----	1LA,3LA
5	87509-KVR-600	LABEL, AIR CLEANER ELEMENT	1	-	1	-----	DK,NZ,SA
	87509-KWP-900	NOTICE	1	-	1	-----	1LA,3LA
		.....	1	-	1	-----	DK,NZ,SA
6	87560-KYY-600ZB	LABEL, DRIVE CAUTION(SPANISH)	1	-	1	-----	
		*TYPE1*.....	1	-	1	-----	

F-49-1

CAUTION LABEL(XL125LEK)

J 3



KRH7F4901

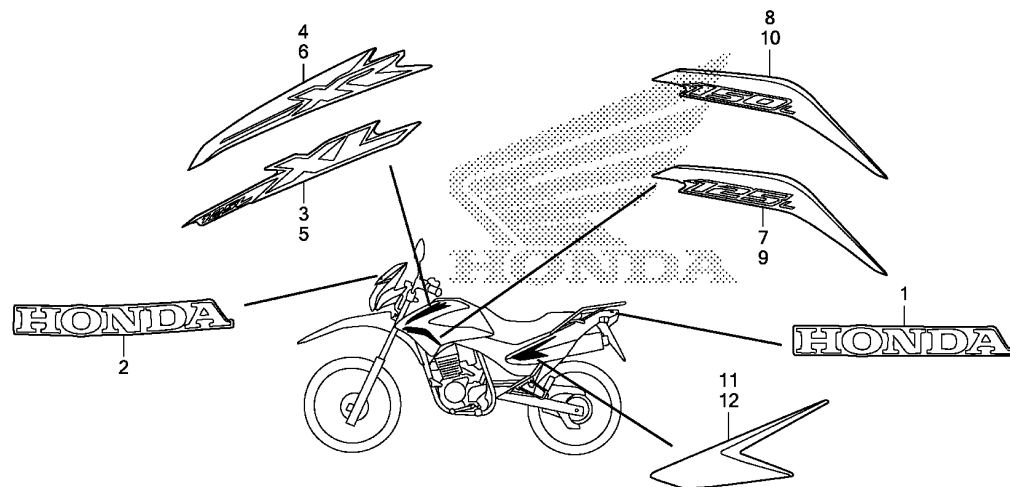
Ref. L.O.N. (Relative ref. Number) F.R.T.  
No. Description

NO INFORMATION .....

Ref. No.	Part No.	Description	Reqd. QTY			Serial No.	Parts catalogue code
			XR 125 LEK E	XL 125 LEK E	XR 150 LEK E		
1	87505-KRH-780	LABEL, TIRE .....	-	1	-		
2	87507-KYJ-960	LABEL, DRIVE CHAIN(PICTOGRAPH)	-	1	-		
3	87508-MN8-670	LABEL, CHAIN ADJUSTER .....	-	1	-		
	87508-MN8-730	LABEL, CHAIN ADJUSTER(FRENCH)	-	1	-		
	87508-MY5-B60	LABEL, CHAIN ADJUSTER (PORTUGUESE)	-	1	-		
4	87509-KRH-780	LABEL, AIR CLEANER ELEMENT NOTICE	-	1	-		
5	87520-MEW-D40	LABEL, CARGO LIMIT(5.0) .....	-	1	-		
6	87586-MGN-D00	LABEL, FUEL & DRIVE (PICTOGRAPH)	-	1	-		

3





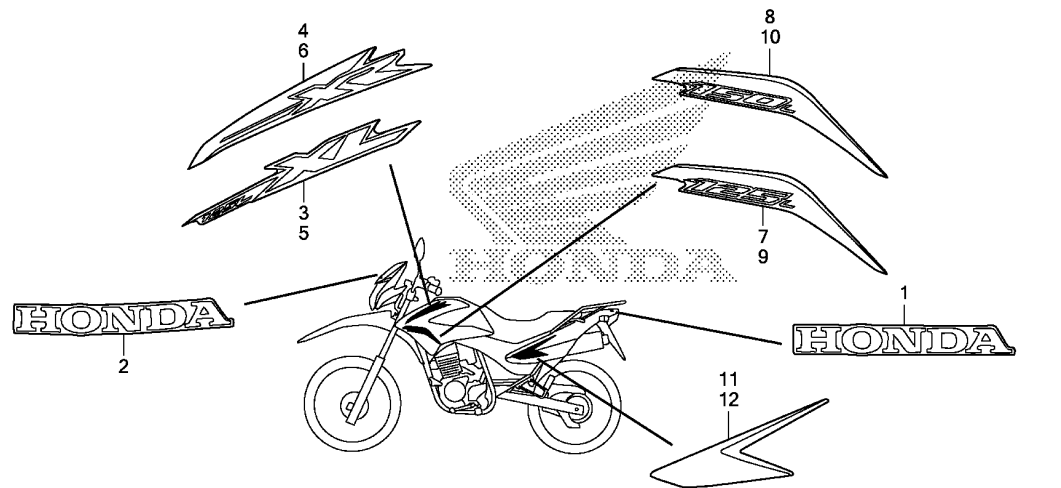
KRH7F5000

Ref. L.O.N. (Relative ref. Number) F.R.T.  
No. Description

NO INFORMATION .....

3

Ref. No.	Part No.	Description	Reqd. QTY			Serial No.	Parts catalogue code
			XR 125 LEK E	XL 125 LEK E	XR 150 LEK E		
1	61310-KRH-900ZC	MARK, RR.(HONDA) *TYPE3*	1	1	1		
2	61315-KRH-900ZC	MARK, FR.(HONDA) *TYPE3*	1	1	1		
3	86191-KRH-640ZA	STRIPE, R. TANK SHROUD *TYPE2*	-	1	-		
	86191-KRH-640ZB	*TYPE1*	-	1	-		
4	86191-KRH-660ZB	STRIPE A, R. TANK SHROUD *TYPE2*	1	-	1	-----	1LA,3LA,DK,NZ
	86191-KRH-660ZA	*TYPE3*	1	-	1		
	86191-KRH-660ZC	*TYPE1*	1	-	1		
5	86192-KRH-640ZA	STRIPE, L. TANK SHROUD *TYPE2*	-	1	-		
	86192-KRH-640ZB	*TYPE1*	-	1	-		
6	86192-KRH-660ZB	STRIPE A, L. TANK SHROUD *TYPE2*	1	-	1	-----	1LA,3LA,DK,NZ
	86192-KRH-660ZA	*TYPE3*	1	-	1		
	86192-KRH-660ZC	*TYPE1*	1	-	1		
7	86193-KRH-620ZB	STRIPE B, R. TANK SHROUD *TYPE2*	1	-	-	-----	3LA,DK
	86193-KRH-620ZA	*TYPE3*	1	-	-		
	86193-KRH-620ZC	*TYPE1*	1	-	-		
8	86193-KRH-660ZB	STRIPE B, R. TANK SHROUD *TYPE2*	-	-	1	-----	1LA,3LA,DK,NZ
	86193-KRH-660ZA	*TYPE3*	-	-	1		
	86193-KRH-660ZC	*TYPE1*	-	-	1		



KRH7F5000

Ref. No.	Part No.	Description	Reqd. QTY			Serial No.	Parts catalogue code
			XR 125 LEK E	XL 125 LEK E	XR 150 LEK E		
9	86194-KRH-620ZB	STRIPE B, L. TANK SHROUD					
		*TYPE2*	1	-	-	-----	3LA,DK
	86194-KRH-620ZA	*TYPE3*	1	-	-		
	86194-KRH-620ZC	*TYPE1*	1	-	-		
10	86194-KRH-660ZB	STRIPE B, L. TANK SHROUD					
		*TYPE2*	-	-	1	-----	1LA,3LA,DK,NZ
	86194-KRH-660ZA	*TYPE3*	-	-	1		
	86194-KRH-660ZC	*TYPE1*	-	-	1		
11	86831-KRH-660ZA	STRIPE, R. SIDE COVER					
		*TYPE1*	-	-	1		
12	86832-KRH-660ZA	STRIPE, L. SIDE COVER					
		*TYPE1*	-	-	1		











# PART NO. INDEX

K 5

Part Number	Address	Page	Ref.	Part Number	Address	Page	Ref.	Part Number	Address	Page	Ref.	Part Number	Address	Page	Ref.
95005-80035-20	H16	90	23	96001-06022-00	E5	40	12								
95014-22200	G10	68	15		G9	67	20								
95015-32001	G8	66	31	96001-06025-00	I12	102	23								
95015-42000	G8	66	32	96001-06030-00	E7	42	12								
	I3	93	21	96001-06035-00	E10	45	10								
95701-06012-00	G3	61	23	96001-06040-00	E7	42	13								
	G11	69	9		E10	45	11								
	H14	88	29	96001-06045-00	E10	45	12								
	I7	97	23	96100-60030-00	E8	43	15								
	J1	107	11	96140-63010-10	H3	77	13								
95701-06014-00	E3	38	21		H5	79	23								
	I2	92	25	96140-63030-10	H8	82	20								
	I14	104	16	96211-08000	I3	93	24								
95701-06016-00	E1	36	13	96220-30085	F4	55	19								
	E5	40	11	96600-06016-00	E11	46	6								
	E14	49	15	96600-06022-00	E11	46	7								
	F5	56	16												
	G16	74	24	98000											
	H16	90	24												
	I13	103	13	98200-31500	I13	103	14								
95701-06020-00	H16	90	25	98200-41000	I14	104	18								
	I3	93	22												
	I7	97	24	99000											
95701-06022-00	E12	47	13												
	I9	99	19	99001-10120	J1	107	12								
95701-06022-07	G8	66	33	99001-14170	J1	107	13								
95701-06025-00	G12	70	4	99003-10000	J1	107	14								
	H11	85	5	99003-30000	J1	107	15								
	I9	99	20	99003-50000	J1	107	16								
95701-06025-07	I5	95	14	99006-12000	J1	107	17								
95701-06035-00	E13	48	17	99006-24000	J1	107	18								
	H2	76	16	99008-01600	J1	107	19								
95701-06040-00	E14	49	16	99101-GHB-1000	F7	58	32								
95701-06045-00	E14	49	17	99101-GHB-1050	F7	58	32								
95701-06070-00	E14	49	18	99103-KRH-0350	F7	58	33								
95701-08012-07	I14	104	17												
95701-08016-00	I16	106	25												
95701-08018-00	I4	94	19												
	I9	99	21												
95701-08030-07	I2	92	26												
95701-08032-00	H10	84	21												
95701-08035-00	H6	80	11												
	I3	93	23												
95701-08045-00	I10	100	22												
95701-08045-07	G10	68	16												
	I2	92	27												
95801-06105-00	E3	38	22												
96000															
96001-06010-02	I2	92	28												
96001-06010-07	I2	92	29												
	I5	95	15												
96001-06012-00	E1	36	14												
96001-06016-00	G14	72	24												
96001-06018-00	E14	49	19												
	H10	84	22												
96001-06018-07	I10	100	23												
96001-06020-00	E14	49	20												

4

# PART NAME INDEX

L 1

Part name	Address	Page	Ref.	Part name	Address	Page	Ref.	Part name	Address	Page	Ref.
[ A ]											
ADJUSTER, CHAIN .....	I6	96	3	BOLT, FLANGE, 10X110 .....	I15	105	15	BOLT, FLANGE, 8X12 .....	I14	104	17
ARM ASSY., KICK STARTER .....	I3	93	4	BOLT, FLANGE, 10X52 .....	I8	98	5	BOLT, FLANGE, 8X16 .....	I16	106	25
ARM COMP., VALVE ROCKER .....	E4	39	3	BOLT, FLANGE, 5X14 .....	E2	37	11	BOLT, FLANGE, 8X18 .....	I4	94	19
ARM, FR. BRAKE .....	H2	76	11	BOLT, FLANGE, 6MM .....	G1	59	15		I9	99	21
ARM, RR. BRAKE .....	H6	80	7		H10	84	16	BOLT, FLANGE, 8X30 .....	I2	92	26
AXLE, FR. WHEEL .....	H3	77	3		H14	88	21	BOLT, FLANGE, 8X32 .....	H10	84	21
	H4	78	3		H15	89	17	BOLT, FLANGE, 8X35 .....	G11	69	7
AXLE, RR. WHEEL .....	H7	81	4		I9	99	11		H6	80	11
				BOLT, FLANGE, 6X10 .....	I2	92	28		I3	93	23
					I5	95	15	BOLT, FLANGE, 8X36 .....	G10	68	12
[ B ]											
BAG, TOOL, 160MM .....	J1	107	19	BOLT, FLANGE, 6X105 .....	E3	38	22	BOLT, FLANGE, 8X40 .....	H1	75	15
BALL, STEEL, #8 .....	I3	93	24	BOLT, FLANGE, 6X12 .....	E1	36	14		I1	91	19
BAND, AIR CLEANER CONNECTING					G3	61	23	BOLT, FLANGE, 8X45 .....	G10	68	16
TUBE	H13	87	13		G11	69	9		I2	92	27
					H14	88	29	BOLT, FLANGE, 8X56 .....	I10	100	22
BAND, BATTERY .....	I13	103	3		I7	97	23	BOLT, FLANGE, 8X68 .....	I15	105	13
BAND, EX. PIPE .....	I1	91	13	BOLT, FLANGE, 6X14 .....	J1	107	11	BOLT, FLANGE, 8X73 .....	I16	106	19
BAND, FR. FORK BOOT .....	G15	73	16		I2	92	25	BOLT, FLANGE, 8X73 .....	I15	105	17
BAND, WIRE .....	G5	63	18		I4	94	16	BOLT, FLANGE, 8X88 .....	I15	105	14
	G8	66	24		I14	104	16	BOLT, FLANGE, 8X96 .....	I15	105	18
	I14	104	14	BOLT, FLANGE, 6X16 .....	E1	36	13	BOLT, FR. FORK .....	G13	71	17
	I16	106	21		E5	40	11		G15	73	18
BAR COMP., SIDE STAND .....	I5	95	2		E14	49	15	BOLT, HANDLE LEVER PIVOT .....	G5	63	16
					F5	56	16		G7	65	22
BAR, L. PILLION STEP .....	I4	94	13		G14	72	24	BOLT, HEX., 6X10 .....	F3	54	27
BAR, R. PILLION STEP .....	I4	94	12		G16	74	24	BOLT, HEX., 6X20 .....	F4	55	14
BASE COMP., NUMBER PLATE .....	I9	99	7		H16	90	24		I3	93	17
BASE COMP., TAILLIGHT .....	I12	102	4		I13	103	13	BOLT, KNOCK, 5MM .....	I14	104	15
BATTERY .....	I13	103	2	BOLT, FLANGE, 6X18 .....	E14	49	19		E5	40	9
BEARING, BALL RADIAL, 6303U ..	H8	82	20		H10	84	22	BOLT, L. CRANKCASE COVER .....	E1	36	8
BEARING, HEAD PIPE .....	G11	69	8		I10	100	23	BOLT, OIL, 10X22 .....	G9	67	14
BEARING, NEEDLE, 17X24X20 .....	I8	98	7	BOLT, FLANGE, 6X20 .....	E14	49	20	BOLT, ONE-WAY, 8MM .....	G10	68	11
BEARING, NEEDLE, 20X26X20 .....	I6	96	18		H16	90	25	BOLT, SETTING .....	E12	47	4
BEARING, NEEDLE, 22X29X16.8 ..	E9	44	8		I3	93	22	BOLT, SIDE STAND PIVOT .....	I5	95	10
BEARING, RADIAL BALL, 12X32X10	F3	54	24		I7	97	24				
BEARING, RADIAL BALL, 17X40X12	F3	54	23	BOLT, FLANGE, 6X22 .....	E5	40	12	BOLT, SOCKET, 10X57 .....	I8	98	4
BEARING, RADIAL BALL, 17X42X12	F2	53	22		E12	47	13	BOLT, SOCKET, 6MM .....	E9	44	7
BEARING, RADIAL BALL, 20X47X14	F3	54	25		G8	66	33	BOLT, SOCKET, 6X16 .....	E11	46	6
BEARING, RADIAL BALL, 6003 .....	E8	43	15		G9	67	20	BOLT, SOCKET, 6X22 .....	E11	46	7
BEARING, RADIAL BALL, 6201U .....	F3	54	24		I9	99	19	BOLT, SOCKET, 8X30 .....	G13	71	16
BEARING, RADIAL BALL, 6202 SPL	F1	52	23	BOLT, FLANGE, 6X25 .....	E8	43	11		G15	73	17
BEARING, RADIAL BALL, 6203 .....	F3	54	23		G12	70	4	BOLT, SPECIAL, 6X14 .....	H12	86	9
BEARING, RADIAL BALL, 6203UU ..	H8	82	18		H11	85	5	BOLT, SPECIAL, 6X16 .....	I5	95	12
BEARING, RADIAL BALL, 6204 .....	F3	54	25		I5	95	14	BOLT, SPROCKET FIXING .....	H8	82	13
BEARING, RADIAL BALL, 6301U .....	H3	77	13		I9	99	20	BOLT, STUD, 2, 6X16 .....	H4	78	18
	H5	79	23		I12	102	23	BOLT, STUD, 6X19 .....	E2	37	13
BEARING, RADIAL BALL, 6303U .....	H8	82	20	BOLT, FLANGE, 6X30 .....	E7	42	12	BOLT, STUD, 8X22 .....	E2	37	12
BEARING, ROLLER, 30X58X17 .....	E15	50	10	BOLT, FLANGE, 6X35 .....	E10	45	10	BOLT, SWINGARM PIVOT .....	I6	96	5
	F1	52	22		E13	48	17	BOLT, WIRE ADJUSTING .....	G5	63	15
BODY COMP., FRAME .....	I15	105	1		H2	76	17		G7	65	21
BODY, KEY .....	J1	107	3	BOLT, FLANGE, 6X40 .....	E7	42	13	BOOT B .....	H1	75	10
BOLT A, PIN .....	H1	75	8		E10	45	11	BOOT COMP. ....	G9	67	4
BOLT, BREAK OFF .....	I15	105	16		E14	49	16	BOOT, FR. FORK .....	G15	73	15
BOLT, CYLINDER STUD, 8X140 .....	E14	49	8	BOLT, FLANGE, 6X45 .....	E10	45	12	BOOT, PIN BUSH .....	H1	75	9
BOLT, DRAIN PLUG, 12MM .....	E14	49	9		E14	49	16	BOX ASSY., SPEEDOMETER GEAR ..	H4	78	14
BOLT, FLANGE SOCKET, 6X22 .....	E3	38	14	BOLT, FLANGE, 6X70 .....	E14	49	17	BOX, TOOL .....	J1	107	1
					E14	49	18	BRACKET COMP., L. PILLION STEP	I4	94	9
								BRACKET COMP., R. PILLION STEP	I4	94	8



# PART NAME INDEX

L 2

Part name	Address	Page	Ref.	Part name	Address	Page	Ref.	Part name	Address	Page	Ref.
BRACKET SUB ASSY., L. FR. ....	H1	75	12	CASE SUB ASSY., AIR CLEANER ...	H13	87	4	COLLAR, FR. WHEEL.....	H4	78	5
BRACKET, AIR SUCTION VALVE ...	H15	89	15	CASE, DRIVE CHAIN.....	I6	96	1	COLLAR, FR. WHEEL SIDE.....	H3	77	4
BRACKET, L. HANDLE LEVER .....	G5	63	11	CASE, L. BOTTOM.....	G13	71	15	COLLAR, FUEL TANK MOUNTING....	H9	83	5
	G7	65	16		G15	73	14	COLLAR, KICK SPRING.....	F5	56	10
BRACKET, NUMBER PLATE .....	I12	102	15	CASE, R. BOTTOM.....	G13	71	9	COLLAR, LOCK SETTING.....	H15	89	16
BRACKET, R. HANDLE LEVER .....	G7	65	15		G15	73	8		I1	91	17
BRIDGE COMP., FORK TOP .....	G10	68	7	CASE, WATER INLET.....	H15	89	14	COLLAR, MUFFLER MOUNTING.....	I1	91	16
BULB.....	I11	101	9	CENTER, CLUTCH.....	E8	43	3	COLLAR, RR. AXLE DISTANCE.....	H7	81	6
BULB, HEADLIGHT.....	G1	59	10	CHAIN, CAM.....	E5	40	2	COLLAR, RR. FENDER.....	I9	99	14
BULB, LICENSE.....	I12	102	9	CHAIN, DRIVE.....	I6	96	2	COLLAR, RR. WHEEL.....	H7	81	5
BULB, POSITION LIGHT.....	G1	59	9	CHAMBER SET, FLOAT.....	F6	57	5	COLLAR, R. CRANKSHAFT.....	E15	50	6
BULB, TAIL & STOP LIGHT.....	I12	102	10	CIRCLIP.....	G9	67	16	COLLAR, SEAT SETTING.....	H11	85	1
BULB, WEDGE BASE.....	G2	60	1	CIRCLIP, 20MM.....	F2	53	21	COLLAR, SETTING.....	F7	58	23
				CIRCLIP, EXTERNAL, 14MM.....	F4	55	18	COLLAR, SIDE MOUNTING.....	H10	84	18
BULB, WINKER LIGHT.....	I11	101	9	CIRCLIP, EXTERNAL, 16MM.....	F5	56	14	COLLAR, STAND RUBBER SETTING..	I5	95	9
BUSH, 17X20.5X8.0.....	F2	53	4	CIRCLIP, EXTERNAL, 17MM.....	F5	56	15	COLLAR, STARTER REDUCTION....	E9	44	6
	F5	56	1	CIRCLIP, EXTERNAL, 28.....	F1	52	19	COLLAR, SWINGARM PIVOT CENTER			
BUSH, 20MM.....	F2	53	6	CLAMP.....	G2	60	9	DISTANCE	I6	96	6
				CLAMPER A, BRAKE HOSE.....	G13	71	2	COLLAR, TAILLIGHT MOUNTING....	I12	102	2
BUSH, BALANCER DRIVEN GEAR ...	E16	51	9	CLAMPER, A.C. GENERATOR CORD..	E11	46	3				18
				CLAMPER, SPEEDOMETER CABLE....	G13	71	1	COLLAR, UPPER ENGINE HANGER			
[ C ]				CLAMP, TUBE.....	H14	88	28	MOUNT	I15	105	4
					H15	89	20	COTTER, VALVE.....	E4	39	11
CABLE ASSY., SPEEDOMETER.....	G2	60	11	CLIP C9, TUBE.....	H10	84	19	COUNTERSHAFT COMP.....	F2	53	2
CABLE COMP., CLUTCH.....	G5	63	2	CLIP, BREATHER TUBE.....	H13	87	16	COVER COMP., CYLINDER HEAD....	E1	36	1
	G7	65	2		H15	89	3	COVER COMP., LICENSE.....	I12	102	7
CABLE COMP., FR. BRAKE.....	G7	65	7	CLIP, HOSE.....	H15	89	19	COVER COMP., L. RR.....	E10	45	2
CABLE COMP., THROTTLE.....	G5	63	1	CLIP, KICK STARTER ARM.....	I3	93	3	COVER COMP., R. CRANKCASE....	E7	42	1
	G7	65	1	CLIP, OIL DRAIN TUBE.....	H15	89	2	COVER SET, L. SIDE.....	H12	86	8
CABLE, BATTERY EARTH.....	I13	103	6	CLIP, PISTON PIN, 13MM.....	E15	50	5	COVER SET, R. SIDE.....	H12	86	3
CABLE, STARTER MAGNETIC				CLIP, PISTON PIN, 14MM.....	E16	51	5				4
BATTERY	I13	103	4	CLIP, PULSER CORD.....	E2	37	10	COVER SUB ASSY., AIR CLEANER..	H13	87	9
CABLE, STARTER MOTOR.....	I13	103	5	CLIP, TUBE.....	F7	58	30	COVER, BRAKE HOSE CLAMPER....	G9	67	3
CALIPER SUB ASSY., L. FR. ....	H1	75	11				31	COVER, CARBURETOR HEATER.....	F6	57	17
CAMSHAFT COMP.....	E4	39	2		H10	84	20	COVER, L. CRANKCASE.....	E10	45	1
CAM, FR. BRAKE.....	H2	76	9		H13	87	1	COVER, L. FR. SIDE.....	H12	86	7
CAM, RR. BRAKE.....	H6	80	3		H15	89	22	COVER, L. HANDLE LEVER.....	G5	63	13
CAP ASSY., NOISE SUPPRESSOR ..	I14	104	4	CLIP, VALVE GUIDE.....	E2	37	5		G7	65	19
CAP COMP., FUEL FILLER.....	H9	83	8	CLIP, WIRE.....	I9	99	17	COVER, L. SIDE.....	H12	86	6
CAP, 14MM.....	E10	45	5	CLUTCH, ONE WAY.....	E9	44	2	COVER, RR. BRAKE ARM.....	H6	80	8
CAP, 32MM.....	E10	45	6	COCK ASSY., FUEL.....	H9	83	1	COVER, R. FR. SIDE.....	H12	86	1
CAP, AXLE NUT.....	H2	76	4	COIL COMP., IGNITION.....	I14	104	3	COVER, R. HANDLE LEVER.....	G7	65	14
	H4	78	4	COLLAR C.....	I9	99	15	COVER, SOCKET.....	G1	59	8
CAP, BLEEDER.....	H1	75	5	COLLAR, 10MM.....	E1	36	5	COWL SET, RR.....	I9	99	4
CAP, CABLE SEALING.....	F6	57	16	COLLAR, 18.5MM.....	F5	56	3	CRANKCASE COMP., L.....	E14	49	3
CAP, CHANGE SWITCH CONTACT....	F4	55	12	COLLAR, 6.5X4.....	I4	94	15	CRANKCASE COMP., R.....	E14	49	1
CAP, MASTER CYLINDER.....	G9	67	6	COLLAR, BALANCER DRIVEN GEAR..	E16	51	12	CRANKSHAFT COMP.....	E15	50	1
CAP, NUMBER BRACKET.....	I9	99	9	COLLAR, CARBURETOR HEATER					E16	51	1
CAP, NUMBER PLATE BASE COMP. .	I9	99	10	COVER	F6	57	18	CUSHION A.....	H9	83	10
CAP, OIL FILTER ROTOR.....	E13	48	7	COLLAR, CHAIN GUARD.....	I6	96	9	CUSHION ASSY., RR.....	I8	98	1
CAP, RR. FORK END.....	I6	96	4	COLLAR, CHAIN ROLLER.....	I6	96	13	CUSHION, C.D.I. UNIT.....	I14	104	1
CAP, SPECIAL.....	G1	59	6	COLLAR, CHAMBER RR.....	I1	91	7	CUSHION, FUEL STRAINER.....	H15	89	5
CAP, STEERING STEM.....	G10	68	6	COLLAR, CUSHION CONNECTING ROD	I8	98	2	CUSHION, FUEL TANK FR.....	H9	83	6
CAP, SWINGARM DUST SEAL.....	I6	96	7	COLLAR, ENGINE MOUNT.....	I15	105	3	CUSHION, FUEL TANK RR.....	H9	83	7
CAP, TOOL BOX.....	J1	107	2	COLLAR, FENDER COVER.....	I12	102	13	CUSHION, TAILLIGHT.....	H11	85	4
CARBURETOR ASSY.....	F6	57	14	COLLAR, FENDER MOUNTING.....	G12	70	2	CUSHION, VISOR.....	G1	59	13
CARRIER COMP., RR.....	I9	99	5	COLLAR, FR. AXLE DISTANCE.....	H3	77	5	CYLINDER COMP.....	E6	41	1
CASE ASSY., UNDER.....	G2	60	8	COLLAR, FR. FENDER SETTING....	H4	78	6	CYLINDER SET, MASTER.....	G9	67	11
CASE ASSY., UPPER.....	G2	60	6		I13	103	10				

# PART NAME INDEX

L 3

Part name	Address	Page	Ref.	Part name	Address	Page	Ref.	Part name	Address	Page	Ref.
CYLINDER SUB ASSY., FR. BRAKE MASTER	G9	67	5	GASKET, CARBURETOR INSULATOR	E2	37	8	HARNESS, WIRE	I14	104	8
C.D.I. UNIT COMP., DIGITAL	I14	104	2	GASKET, CYLINDER	E6	41	2	HEADLIGHT UNIT	G1	59	7
[ D ]				GASKET, CYLINDER HEAD	E2	37	6	HEAD COMP., CYLINDER	E2	37	1
DIAPHRAGM	G9	67	9	GASKET, EX. PIPE	I1	91	1	HEATER ASSY.	F6	57	11
DISK, CLUTCH FRICTION	E8	43	4	GASKET, FLOAT CHAMBER	F7	58	20	HOLDER ASSY., HELMET	I15	105	10
				GASKET, HEAD COVER	E1	36	2	HOLDER B2, HANDLE PIPE UPPER	G10	68	15
DISK, L. FR. BRAKE	H4	78	17	GASKET, L. COVER	E10	45	4	HOLDER COMP., CAMSHAFT	E2	37	3
DOWEL PIN, 10X12	E3	38	17	GASKET, OIL FILTER CAP	E13	48	10	HOLDER COMP., FUSE	I13	103	8
	E6	41	5	GASKET, R. CRANKCASE COVER	E7	42	2	HOLDER SET, BRUSH	E12	47	5
DOWEL PIN, 6X10	E3	38	18	GASKET, TENSIONER LIFTER	E5	40	6	HOLDER, BRUSH	E12	47	5
DOWEL PIN, 8X14	E1	36	11	GAUGE, OIL LEVEL	E7	42	3	HOLDER, JET	F7	58	22
	E7	42	7	GEAR COMP., OIL PUMP	E13	48	2	HOLDER, L. LEVER BRACKET	G5	63	12
	E10	45	7	GEAR, BALANCER DRIVE	E16	51	6		G7	65	17
	E13	48	13	GEAR, BALANCER DRIVEN	E16	51	8	HOLDER, MASTER CYLINDER	G7	65	8
	E14	49	11	GEAR, COUNTERSHAFT FIFTH	F2	53	14		G9	67	7
DRIVER 1, PLUS SCREW	J1	107	14	GEAR, COUNTERSHAFT FOURTH	F2	53	12	HOLDER, NEEDLE JET	F7	58	21
DRIVER 3, MINUS SCREW	J1	107	15	GEAR, COUNTERSHAFT LOW	F2	53	3	HORN COMP.	I14	104	10
DRUM, GEARSHIFT	F4	55	5	GEAR, COUNTERSHAFT SECOND	F2	53	8	HOSE COMP., FR. BRAKE	G9	67	2
DUCT, INLET	H13	87	12	GEAR, COUNTERSHAFT THIRD	F2	53	10	HOUSING, LOWER THROTTLE	G5	63	9
DUST SEAL, 17X20X2.5	I3	93	14	GEAR, KICK STARTER IDLE	F5	56	7		G7	65	12
DUST SEAL, 17X24X4	I8	98	8	GEAR, MAINSHAFT FIFTH	F2	53	13	HOUSING, UPPER THROTTLE	G5	63	8
DUST SEAL, 21X37X7	H3	77	12	GEAR, MAINSHAFT FOURTH	F2	53	11		G7	65	11
DUST SEAL, 40X50X5	H5	79	22	GEAR, MAINSHAFT SECOND	F2	53	5	HUB SUB ASSY., FR.	H3	77	6
DUST SEAL, BRAKE CAM	H2	76	8	GEAR, MAINSHAFT THIRD	F2	53	9		H4	78	7
	H6	80	9	GEAR, PRIMARY DRIVE	E15	50	7	HUB SUB ASSY., RR.	H7	81	7
DUST SEAL, STEERING HEAD	G11	69	3		E16	51	14	[ I ]			
			4	GEAR, SPEEDOMETER	H2	76	5	INDICATOR, FR. BRAKE	H2	76	10
[ E ]					H4	78	15	INDICATOR, RR. BRAKE	H6	80	5
ELEMENT COMP., AIR CLEANER	H13	87	2	GEAR, STARTER DRIVEN	E9	44	1	INNER, FR. VISOR	G1	59	14
EMBLEM, PRODUCT	G10	68	10	GEAR, STARTER REDUCTION	E9	44	4	INSULATOR, CARBURETOR	E2	37	7
				GRIP ASSY., THROTTLE	G5	63	6	[ J ]			
					G7	65	9	JET COMP.	F7	58	33
				GRIP, L. HANDLE	G5	63	7	JET, MAIN, #100	F7	58	32
					G7	65	10	JET, MAIN, #105	F7	58	32
				GRIP, SCREW DRIVER	J1	107	16	JOINT B, BRAKE ARM	G8	66	31
				GROMMET A, RR. COVER	H15	89	1		I3	93	10
				GROMMET, SIDE COVER	H10	84	15	JOINT, SHROUD	H9	83	11
					H12	86	5	[ K ]			
				GUARD, CHAIN	I9	99	6	KEY COMP.	G10	68	3
FENDER, FR.	G12	70	1	GUARD, MUFFLER	I1	91	10	KEY SET	G10	68	1
FILTER COMP., AIR	H15	89	6	GUARD, SIDE COWL HEAT	H12	86	2	KEY, WOODRUFF, 4MM	E15	50	8
FLAP, TIRE	H3	77	11	GUARD, SIDE STAND SWITCH	I5	95	7		F1	52	20
	H4	78	13	GUIDE COMP., AIR SUCTION VALVE							
	H8	82	12		TUBE	E1	36				
FLOAT SET	F6	57	3	GUIDE COMP., BRAKE HOSE	G10	68	4	KNOB, TRIP	G2	60	5
FLYWHEEL COMP.	E11	46	1	GUIDE COMP., DRIVE CHAIN	E10	45	3	[ L ]			
FORK ASSY., L. FR.	G13	71	14	GUIDE, BRAKE CABLE LOWER	G11	69	2	LABEL, AIR CLEANER ELEMENT	J2	108	5
	G15	73	13	GUIDE, CAM CHAIN	E5	40	7	NOTICE	J3	109	4
FORK ASSY., R. FR.	G13	71	3	GUIDE, CLUTCH OUTER	E8	43	2	LABEL, CARGO LIMIT	J3	109	5
	G15	73	2	GUIDE, FR. FORK	G13	71	8	LABEL, CHAIN ADJUSTER	J2	108	4
FORK, CENTER GEARSHIFT	F4	55	2		G15	73	7				
FORK, GEARSHIFT	F4	55	1	GUIDE, SPEEDOMETER CABLE	G11	69	1				
FUSE, BLADE	I13	103	14		G15	73	1				
FUSE, MINI	I14	104	18	GUIDE, VALVE	E2	37	2				
[ G ]				[ H ]							
GASKET B, HEAD COVER	E1	36	3	HANDLE, EYE WRENCH, 12MM	J1	107	17				
GASKET C, HEAD COVER	E1	36	4								
GASKET SET	F6	57	1								



# PART NAME INDEX

L 4

Part name	Address	Page	Ref.	Part name	Address	Page	Ref.	Part name	Address	Page	Ref.
LABEL, CHAIN ADJUSTER .....	J3	109	3	NUT, FLANGE, 6MM .....	G8	66	30	OUTER, STARTING CLUTCH .....	E9	44	3
LABEL, DRIVE CAUTION .....	J2	108	6		G9	67	19	O RING, 24.4X3.1 .....	E12	47	10
LABEL, DRIVE CHAIN .....	J2	108	3		H2	76	15				
	J3	109	2		H4	78	19	[ P ]			
LABEL, FUEL & DRIVE .....	J3	109	6		H6	80	10	PACKING .....	E12	47	9
LABEL, RR. CARRIER .....	J2	108	1		H15	89	21		I11	101	4
LABEL, RR. DAMPER .....	I8	98	3		I7	97	22	PACKING, MUFFLER .....	I1	91	14
LABEL, TIRE .....	J2	108	2		I12	102	21	PACKING, PROTECTOR .....	I1	91	2
	J3	109	1	NUT, FLANGE, 8MM .....	H8	82	15				
LENS COMP., L. ....	I11	101	6		I1	91	22				
LENS COMP., R. ....	I11	101	2		I9	99	18	PACKING, TAILLIGHT LENS .....	I12	102	3
LENS COMP., TAILLIGHT .....	I12	102	5		I16	106	23	PAD SET, FR. ....	H1	75	2
LEVER COMP., CLUTCH .....	E7	42	4	NUT, HEX., 10MM .....	I16	106	22	PANEL COMP., RR. BRAKE .....	H6	80	2
LEVER SET, CHOKE .....	F6	57	8	NUT, HEX., 5MM .....	G14	72	23	PANEL SUB COMP., FR. BRAKE .....	H2	76	7
LEVER, L. STEERING HANDLE .....	G5	63	14	NUT, HEX., 6MM .....	I3	93	18	PEDAL COMP., BRAKE .....	I3	93	12
	G7	65	20		I13	103	11	PEDAL COMP., CHANGE .....	I3	93	1
LEVER, R. STEERING HANDLE .....	G7	65	18	NUT, HEX., 8MM .....	I6	96	20	PIECE, OIL LOCK .....	G13	71	10
	G9	67	12		I7	97	21		G15	73	9
LIFTER ASSY., TENSIONER .....	E5	40	5	NUT, LOCK .....	G4	62	1	PINION, KICK STARTER .....	F5	56	2
LIGHT ASSY., LICENSE .....	I12	102	6					PIN C, JOINT .....	I3	93	9
[ M ]				NUT, LOCK, 14MM .....	E13	48	11	PIN, HANGER .....	H1	75	14
MAINSHAFT COMP. ....	F2	53	1	NUT, SIDE STAND .....	I5	95	13	PIN, LOCK, 8MM .....	E13	48	16
MARK, FR. ....	J4	110	2	NUT, SPECIAL FLANGE, 14MM .....	E8	43	12	PIN, MAIN STEP BAR JOINT .....	I4	94	1
MARK, RR. ....	J4	110	1	NUT, SPECIAL, 4MM .....	I12	102	17	PIN, PISTON .....	E15	50	4
METER ASSY., COMBINATION .....	G2	60	3	NUT, SPECIAL, 5MM .....	I12	102	16		E16	51	4
MIRROR COMP., L. ....	G4	62	4	NUT, SPECIAL, 6MM .....	I9	99	12	PIN, SHIFT RETURN SPRING .....	F4	55	11
MIRROR COMP., R. ....	G4	62	3	NUT, SPECIAL, 8MM .....	I1	91	20	PIN, SPLIT, 2.0X12 .....	I3	93	19
MOTOR ASSY., STARTER .....	E12	47	1	NUT, SQUARE, 5MM .....	H13	87	14	PIN, SPLIT, 2.0X15 .....	I4	94	18
MUFFLER SUB ASSY. ....	I1	91	5	NUT, STEERING STEM .....	G10	68	13	PIN, SPLIT, 3.0X28 .....	I3	93	20
[ N ]				NUT, TAPPET ADJUSTING .....	E4	39	13	PIN, SPLIT, 3.0X45 .....	J1	107	10
NEEDLE SET, JET .....	F6	57	2	NUT, U, 8MM .....	H8	82	15	PIN, SPRING, 2X14 .....	J1	107	9
NUT-WASHER, 6MM .....	E12	47	7	[ O ]				PIN, SPRING, 3X10 .....	E7	42	8
			8	OIL SEAL, 12X18X4 .....	E7	42	9	PIN, STEP BAR JOINT .....	I4	94	2
NUT B, BRAKE ROD ADJUSTING .....	G8	66	32	OIL SEAL, 14X22X5 .....	E14	49	12	PIPE COMP., AIR FEED .....	E1	36	6
	I3	93	21	OIL SEAL, 16X28X7 .....	E7	42	10	PIPE COMP., EX. ....	I1	91	6
NUT, BEAM ADJUSTING .....	G1	59	5	OIL SEAL, 20X34X7 .....	F3	54	26	PIPE COMP., FR. FORK .....	G13	71	5
NUT, CAP, 6MM .....	G2	60	21	OIL SEAL, 21X37X7 .....	H4	78	21		G15	73	4
NUT, CLIP, 6MM .....	H14	88	23		H4	78	21	PIPE, L. SUPPORT .....	I15	105	12
	I9	99	13	OIL SEAL, 25X47X6.5 .....	H8	82	19	PIPE, R. SUPPORT .....	I15	105	11
NUT, CYLINDER HEAD .....	E3	38	15	OIL SEAL, 47X60X7 .....	H2	76	14	PIPE, SEAT .....	G13	71	12
NUT, EXHAUST PIPE, 8MM .....	I1	91	21	O-RING .....	E12	47	11	PIPE, STEERING HANDLE .....	G10	68	5
NUT, FIXING .....	G5	63	17	O-RING, 10X1.5 .....	G2	60	15	PISTON .....	E15	50	3
	G8	66	23	O-RING, 13.8X2.5 .....	E10	45	8		E16	51	3
NUT, FLANGE, 10MM .....	I8	98	6	O-RING, 18X3 .....	E7	42	11	PISTON, 27X31 .....	H1	75	3
	I11	101	10	O-RING, 19.4X2.3 .....	E14	49	13	PIVOT, SHIFT DRUM STOPPER ARM .....	F4	55	15
	I16	106	24	O-RING, 1.3X4.3 .....	F6	57	12	PLATE A2, FIXING .....	F2	53	16
NUT, FLANGE, 12MM .....	H2	76	13	O-RING, 1.5X9.5 .....	E5	40	10	PLATE COMP., GEARSHIFT DRUM .....			
	H4	78	20	O-RING, 22X2.8 .....	G14	72	21	STOPPER	F4	55	6
NUT, FLANGE, 14MM .....	E11	46	4		G16	74	22	PLATE, BEARING HOLDER .....	E14	49	10
	E16	51	15	O-RING, 24.4X3.1 .....	E12	47	10	PLATE, BEARING PUSH .....	E14	49	6
	I6	96	15	O-RING, 2.4X29 .....	F6	57	13	PLATE, CLUTCH .....	E8	43	6
NUT, FLANGE, 16MM .....	H8	82	14	O-RING, 31.7X2.4 .....	E10	45	9	PLATE, CLUTCH LIFTER .....	E8	43	8
NUT, FLANGE, 5MM .....	I12	102	16	O-RING, 33.5X3.0 .....	E3	38	19	PLATE, CLUTCH PRESSURE .....	E8	43	7
NUT, FLANGE, 6MM .....	E3	38	20	O-RING, 4X2 .....	E12	47	11	PLATE, DIAPHRAGM .....	G9	67	10
	G6	64	24					PLATE, HEADLIGHT UNIT .....	G1	59	12
				O-RING, 9.8X2.8 .....	E1	36	12	PLATE, KICK STOPPER .....	F5	56	4
				OUTER COMP., CLUTCH .....	E8	43	1	PLATE, L. BEARING SETTING .....	E14	49	2
								PLATE, L. ENGINE HANGER UPPER .....	I15	105	6

# PART NAME INDEX

L 5

Part name	Address	Page	Ref.	Part name	Address	Page	Ref.	Part name	Address	Page	Ref.
PLATE, L. FR. ENGINE HANGER ..	I15	105	8	RUBBER, INSERT .....	E6	41	4	SCREW, TAPPING, 4X35 .....	I12	102	20
PLATE, L. RR. ENGINE HANGER ..	I15	105	9	RUBBER, MOUNTING .....	E1	36	10	SCREW, TAPPING, 4X8 .....	E13	48	15
PLATE, PILLION STEP .....	I4	94	11	RUBBER, MUFFLER MOUNTING .....	I1	91	15	SCREW, TAPPING, 5X16 .....	H14	88	26
PLATE, R. ENGINE HANGER UPPER	I15	105	5	RUBBER, PILLION STEP .....	I4	94	10	SCREW, TAPPING, 5X25 .....	H14	88	27
PLATE, R. FR. ENGINE HANGER ..	I15	105	7	RUBBER, PROTECTOR .....	I1	91	4	SCREW, TAPPING, 5X8 .....	I6	96	19
PLATE, SETTING .....	F6	57	15	RUBBER, PROTECTOR MOUNTING .....	I1	91	12	SEAL SET, FR. FORK .....	G13	71	13
PLATE, STEP RUBBER SETTING ...	I4	94	7	RUBBER, RADIATOR MOUNTING .....	G1	59	1	SEAL SET, PISTON .....	H1	75	1
PLATE, STOPPER .....	E2	37	4	RUBBER, SEAT HINGE .....	I12	102	12	SEAL, AIR CLEANER .....	H13	87	6
PLATE, TENSIONER SETTING .....	E5	40	4	RUBBER, SHOCK .....	I13	103	9	SEAL, DUST .....	G13	71	20
PLUG, BEARING PUSH .....	E14	49	4	RUBBER, SIDE COVER .....	I1	91	18	SEAL, SEPARATOR .....	H13	87	3
PLUG, BREATHER TUBE .....	H13	87	18	RUBBER, SPEEDOMETER .....	H10	84	14	SEAL, VALVE STEM .....	E4	39	1
PLUG, CONE .....	I9	99	16	RUBBER, SPEEDOMETER MOUNTING ..	I9	99	3	SEAT COMP., DOUBLE .....	H11	85	2
PLUG, PIN .....	H1	75	13	RUBBER, STAND .....	I5	95	8	SEAT, RR. BRAKE CAM .....	H2	76	2
PLUG, SPARK .....	E2	37	9	RUBBER, STEP .....	I4	94	6	SEAT, VALVE SPRING .....	H6	80	4
PROTECTOR COMP., MUFFLER .....	I1	91	11	RUBBER, TAILLIGHT .....	I9	99	1	SEPARATOR COMP. ....	E4	39	10
PROTECTOR, EX. PIPE .....	I1	91	9	RUBBER, TANK GUARD .....	I15	105	2	SEPARATOR SUB ASSY., AIR	G9	67	8
PUMP ASSY., OIL .....	E13	48	1					CLEANER	H13	87	11
								SHAFT A, GEARSHIFT FORK .....	F4	55	3
[ R ]				[ S ]				SHAFT B, GEARSHIFT FORK .....	F4	55	4
RATCHET, STARTER .....	F5	56	5	SCREEN, OIL FILTER .....	E13	48	5	SHAFT, BALANCER .....	E16	51	7
RECEIVER, CLUTCH CABLE .....	E7	42	6	SCREW-WASHER, 4X10 .....	F7	58	27	SHAFT, REDUCTION GEAR .....	E9	44	5
RECTIFIER ASSY., SILICON .....	I14	104	7					SHAFT, ROCKER ARM .....	E4	39	4
RECTIFIER COMP., REGULATE .....	I14	104	5	SCREW-WASHER, 4X12 .....	G2	60	17	SHOE SET, BRAKE .....	H2	76	1
RECTIFIER COMP., SILICON .....	I14	104	6						H6	80	1
REFLECTOR, FR. REFLEX .....	I9	99	2	SCREW-WASHER, 4X16 .....	F7	58	29	SHROUD SET, L. TANK .....	H9	83	13
REFLECTOR, REFLEX .....	I9	99	2	SCREW SET A .....	F6	57	6		H10	84	13
				SCREW SET B .....	F6	57	9	SHROUD SET, R. TANK .....	H9	83	12
RELAY COMP., WINKER .....	I14	104	12	SCREW, BLEEDER .....	H1	75	4	SLIDER, CHAIN .....	I6	96	10
RESONATOR .....	H13	87	20	SCREW, FLAT, 4X12 .....	G9	67	17	SLIDER, THROTTLE .....	G5	63	10
RETAINER .....	H1	75	7	SCREW, OVAL, 5X12 .....	E13	48	14		G7	65	13
RETAINER, GEAR BOX .....	H4	78	9	SCREW, OVAL, 5X18 .....	G2	60	16	SOCKET COMP. ....	G2	60	7
RETAINER, VALVE SPRING .....	E4	39	9	SCREW, PAN, 2X6 .....	G2	60	14	SOCKET COMP., HEADLIGHT .....	G1	59	4
RIM, FR. WHEEL .....	H3	77	8	SCREW, PAN, 3X20 .....	G16	74	23	SPACER B, BATTERY .....	H13	87	5
	H4	78	10	SCREW, PAN, 4X32 .....	G5	63	19	SPANNER, 10X12 .....	J1	107	12
RIM, RR. WHEEL .....	H7	81	9					SPANNER, 14X17 .....	J1	107	13
RING .....	E12	47	6	SCREW, PAN, 4X45 .....	G5	63	20	SPEEDOMETER COMP. ....	G2	60	4
RING SET, PISTON .....	E15	50	2					SPINDLE COMP., GEARSHIFT .....	F4	55	9
	E16	51	2	SCREW, PAN, 4X60 .....	G1	59	2	SPINDLE, KICK STARTER .....	F5	56	8
RING, OIL SEAL STOP .....	G15	73	20	SCREW, PAN, 5X16 .....	G5	63	21	SPOKE SET A, .....	H4	78	1
RING, OIL SEAL STOPPER .....	G13	71	19								
RING, PISTON .....	G13	71	11	SCREW, PAN, 5X18 .....	G14	72	22				
	G15	73	10	SCREW, PAN, 5X20 .....	G6	64	22				
ROD COMP., RR. BRAKE .....	I3	93	8					SPOKE SET A, FR. ....	H3	77	1
ROD, CLUTCH LIFTER .....	E8	43	9					SPOKE SET A, RR. ....	H7	81	1
ROLLER, 3X8.5 .....	F4	55	19	SCREW, PAN, 5X22 .....	I12	102	19	SPOKE SET B, FR. ....	H3	77	2
ROLLER, CHAIN .....	I6	96	12					SPOKE SET B, RR. ....	H7	81	2
ROTOR, OIL FILTER .....	E13	48	6	SCREW, PAN, 5X28 .....	H14	88	25	SPRING ASSY., SIDE STAND .....	I5	95	5
ROTOR, OIL PUMP INNER .....	E13	48	3	SCREW, PAN, 6X6 .....	E5	40	8	SPRING A, BRAKE ROD .....	I3	93	11
ROTOR, OIL PUMP OUTER .....	E13	48	4	SCREW, SPECIAL, 6X8 .....	H10	84	17	SPRING SET, BRAKE PEDAL .....	I3	93	13
RUBBER .....	H9	83	4	SCREW, TAPPET ADJUSTING .....	E4	39	12	SPRING, BEAM ADJUST .....	G1	59	3
	I13	103	1	SCREW, TAPPING, 3X12 .....	G6	64	23	SPRING, BEARING PUSH .....	E14	49	5
RUBBER A, FUEL TANK .....	H9	83	3					SPRING, BRAKE ARM .....	H2	76	12
RUBBER B, SEAT SETTING .....	H11	85	3	SCREW, TAPPING, 4X10 .....	H12	86	11	SPRING, BRAKE SHOE .....	H2	76	3
RUBBER, CHAMBER RR. MOUNTING .	I1	91	8						H6	80	6
RUBBER, CHANGE PEDAL .....	I3	93	2	SCREW, TAPPING, 4X12 .....	G1	59	16	SPRING, BRUSH .....	E12	47	3
RUBBER, DAMPER .....	E16	51	11					SPRING, CARBON BRUSH .....	E12	47	3
RUBBER, FR. FENDER MOUNTING ..	I12	102	11	SCREW, TAPPING, 4X13 .....	I11	101	3	SPRING, CHANGE SWITCH CONTACT .	F4	55	13
RUBBER, INSERT .....	E6	41	3	SCREW, TAPPING, 4X16 .....	G2	60	20				



# PART NAME INDEX

L 6

Part name	Address	Page	Ref.	Part name	Address	Page	Ref.	Part name	Address	Page	Ref.
SPRING, CLUTCH .....	E8	43	10	SWITCH ASSY., THERMOSTAT .....	I14	104	9	WASHER, 28.1X45X1.4 .....	E16	51	17
SPRING, CLUTCH LEVER .....	E7	42	5	SWITCH COMP., START .....	G5	63	3	WASHER, 6X9 .....	I6	96	16
SPRING, DAMPER .....	E16	51	10		G7	65	3		J1	107	7
SPRING, FR. FORK .....	G13	71	4	SWITCH COMP., WINKER .....	G5	63	4	WASHER, 6.5X20 .....	G12	70	3
	G15	73	3		G7	65	4		I6	96	17
SPRING, GEARSHIFT RETURN .....	F4	55	10	SWITCH SET, NEUTRAL .....	E14	49	7		J1	107	8
SPRING, KICK RETURN .....	F5	56	9					WASHER, 8MM .....	H8	82	16
SPRING, KICK STARTER .....	I3	93	5	[ T ]				WASHER, BUSH .....	I3	93	15
SPRING, OIL THROUGH .....	E13	48	9					WASHER, CHAIN CASE .....	H12	86	10
SPRING, PAD .....	H1	75	6	TAILLIGHT UNIT .....	I12	102	1		H14	88	24
SPRING, RATCHET .....	F5	56	6	TANK COMP., FUEL .....	H9	83	2	WASHER, CHAIN SLIDER .....	I6	96	11
SPRING, REBOUND .....	G13	71	7	TENSIONER ASSY., CAM CHAIN .....	E5	40	3	WASHER, DRAIN PLUG, 12MM .....	E14	49	14
	G15	73	6	TERMINAL SET, BRUSH .....	E12	47	2	WASHER, DRUM STOPPER .....	F4	55	16
SPRING, SHIFT DRUM STOPPER .....	F4	55	8	THREAD, STEERING HEAD TOP .....	G11	69	6	WASHER, GEAR .....	H4	78	16
SPRING, SIDE STAND .....	I5	95	6	THROUGH, OIL .....	E13	48	8	WASHER, OIL BOLT .....	G9	67	15
SPRING, SIDE STAND SUB .....	I5	95	4	TIRE, FR. ....	H3	77	9	WASHER, OIL SEAL .....	G13	71	6
SPRING, STEP RETURN .....	I4	94	4		H4	78	11		G15	73	5
SPRING, STOP SWITCH .....	I3	93	7	TIRE, RR. ....	H7	81	10	WASHER, PLAIN, 12MM .....	E3	38	16
SPRING, THRUST .....	E16	51	13	T-JOINT .....	H15	89	4	WASHER, PLAIN, 17MM .....	E8	43	13
SPRING, VALVE INNER .....	E4	39	8	TOP SET .....	F6	57	4	WASHER, PLAIN, 3MM .....	J1	107	6
SPRING, VALVE OUTER .....	E4	39	7	TUBE .....	F7	58	24	WASHER, PLAIN, 5MM .....	I12	102	22
SPROCKET, CAM .....	E5	40	1	TUBE A, INNLET .....	H15	89	13	WASHER, PLAIN, 6MM .....	G3	61	22
SPROCKET, DRIVE .....	F2	53	15	TUBE COMP., AIR VENT .....	F7	58	25		I2	92	23
SPROCKET, FINAL DRIVEN .....	H7	81	3	TUBE, 8X35 .....	H16	90	23	WASHER, PLAIN, 8MM .....	I2	92	24
STATOR COMP. ....	E11	46	2	TUBE, AIR CLEANER CONNECTING ..	H13	87	7		I4	94	17
STAY, COUPLER .....	G2	60	13				8	WASHER, RR. AXLE .....	H8	82	17
STAY, L. VISOR .....	G10	68	9	TUBE, AIR SUCTION VALVE				WASHER, SEALING, 6.2X12X1.2 .....	E1	36	9
STAY, NUMBER BRACKET .....	I12	102	14	CONTROL	H15	89	10	WASHER, SPECIAL, 14MM .....	F5	56	12
STAY, RR. REFLEX REFLECTOR .....	I9	99	8	TUBE, BREATHER .....	H13	87	19	WASHER, SPECIAL, 8MM .....	G13	71	18
STAY, R. VISOR .....	G10	68	8	TUBE, BREATHER DRAIN .....	H13	87	17		G15	73	19
STAY, SPEEDOMETER .....	G2	60	12	TUBE, EXCHANGE .....	H15	89	11	WASHER, SPEEDOMETER GEAR .....	H2	76	6
STEM SUB ASSY., STEERING .....	G11	69	5	TUBE, FUEL .....	H9	83	9	WASHER, SPLINE, 20MM .....	F2	53	17
STEP COMP., L. ....	I4	94	5	TUBE, REED VALVE .....	H15	89	9	WASHER, SPRING, 6MM .....	I13	103	12
STEP COMP., R. ....	I4	94	3	TUBE, SUCTION .....	H15	89	8	WASHER, STEERING STEM .....	G10	68	14
STOPPER COMP., GEARSHIFT DRUM	F4	55	7	TUBE, TIRE .....	H3	77	10	WASHER, THRUST, 12MM .....	F2	53	19
STOPPER, KEY BODY .....	J1	107	4		H4	78	12	WASHER, THRUST, 16MM .....	F5	56	11
STRIPE A, L. TANK SHROUD .....	J4	110	6		H8	82	11	WASHER, THRUST, 17MM .....	F2	53	20
STRIPE A, R. TANK SHROUD .....	J4	110	4	[ V ]					F5	56	13
STRIPE B, L. TANK SHROUD .....	J5	111	9	VALVE ASSY., AIR SUCTION .....	H15	89	7	WEIGHT, PILLION STEP .....	I4	94	14
			10	VALVE COMP., FLOAT .....	F6	57	19	WHEEL SUB ASSY., FR. ....	H3	77	7
STRIPE B, R. TANK SHROUD .....	J4	110	7	VALVE SET, AIR CUT .....	F6	57	10		H4	78	8
			8	VALVE SET, THROTTLE .....	F6	57	7	WHEEL SUB ASSY., RR. ....	H7	81	8
STRIPE, L. SIDE COVER .....	J5	111	12	VALVE, EX. ....	E4	39	6	WINKER ASSY., L. FR. ....	I11	101	5
STRIPE, L. TANK SHROUD .....	J4	110	5	VALVE, IN. ....	E4	39	5	WINKER ASSY., L. RR. ....	I11	101	8
STRIPE, R. SIDE COVER .....	J5	111	11	VISOR SET, FR. ....	G1	59	11	WINKER ASSY., R. FR. ....	I11	101	1
STRIPE, R. TANK SHROUD .....	J4	110	3					WINKER ASSY., R. RR. ....	I11	101	7
SUB TANK, RESONATOR .....	H15	89	12	[ W ]				WRENCH, EYE, 24MM .....	J1	107	18
SUSPENSION, FUSE CASE .....	I14	104	11	WASHER B, THRUST, 20MM .....	F2	53	18	WRENCH, SPARK PLUG .....	J1	107	5
SUSPENSION, WINKER RELAY .....	I14	104	13	WASHER, 10MM .....	I16	106	20				
SWINGARM SUB ASSY., RR. ....	I6	96	14	WASHER, 14MM .....	F4	55	17				
SWITCH ASSY., CLUTCH .....	G5	63	5	WASHER, 14.1X29X2.8 .....	E8	43	14				
	G7	65	5		E11	46	5				
SWITCH ASSY., COMBINATION & LOCK	G10	68	2	WASHER, 14.2X26X3 .....	E13	48	12				
SWITCH ASSY., FR. STOP .....	G7	65	6	WASHER, 15.5X22 .....	I3	93	16				
	G9	67	1	WASHER, 28.1X36X1.8 .....	E16	51	16				
SWITCH ASSY., RR. STOP .....	I3	93	6								
SWITCH ASSY., SIDE STAND .....	I5	95	1								
SWITCH ASSY., STARTER MAGNETIC	I13	103	7								



---

**1**

**FOREWORD INDEX**

---

**2**

**ENGINE GROUP**

---

**3**

**FRAME GROUP**

---

**4**

**PART NUMBER INDEX**

---

**5**

**PART NAME INDEX**

---

**HONDA**  
The Power of Dreams





# PARTS CATALOGUE NEWS

Honda Motor Co., Ltd.  
Service Division Service Technology

Printed in Japan

CODE NO.	13KRHE01
PARTS CATALOGUE NEWS	XR125LEK/XL125LEK/XR150LEK XR125LEKE XL125LEKE XR150LEKE
NEWS NO.	001

(CH-KD)KRH

## NEW MODEL XR150LEKE-AG,CO,MX, AND PE TYPES COMPONENT PARTS-MARKETED

This Parts News XR150LEKE-AG,CO,MX, and PE types parts exclusively and respectively are based XR150LEKE-1LA,1LA,1LA, and 3LA types listed on the XR125LEK/XL125LEK/XR150LEK Parts Catalogue.

All other parts not listed herein are the same as XR150LEKE-1LA,1LA,1LA, and 3LA types parts.

Model	Area code	Type	Applicable engine serial No.	Applicable frame serial No.	Applicable carburetor identification No.
XR150LEKE	AG	Argentina	KD07E2000001~	8CHKD0900FL000001~	PDN2P A
	CO	Colombia			PDN2N A
	MX	Mexico	KD07E2000001~	3H1KD417*FD000001~	
	PE	Peru			PDN2M A

## XR150LEK (XR150LEKE).....AG,CO,MX,PE

No.	MODEL		XR150LEKE						
	COLOR		Fighting red	Black	Ross white	Applicable model		Applicable block No.	Ref. No.
	CODE		R-134	NH-1	NH-196				
	Name of colored parts	Basic part No.	R134	NH1	NH196	Initial applicable model	Final applicable model		
1	BODY COMP., FRAME	50100-KRH-A00	ZB	ZB	ZB			F-39	1
2	BRIDGE COMP., FORK TOP	53300-KRH-660	ZA	ZA	ZA			F-7	7
3	CARRIER COMP., RR.	81200-KRH-780	ZA	ZA	ZA			F-34	5
4	COVER SET, L. SIDE	83650-KRH-660	ZA	ZA	ZA			F-24	8
5	COVER SET, R. SIDE	83550-KRH-660	ZA	ZA	ZA			F-24	4
6	COVER, L. FR. SIDE	83601-KRH-900	ZA	ZA	ZA			F-24	7
7	COVER, R. FR. SIDE	83501-KRH-900	ZA	ZA	ZA			F-24	1
8	COWL SET, RR.	80100-KRH-900	ZB	ZB	ZB			F-34	4
9	FENDER, FR.	61100-KRH-660	ZA	ZC	ZB			F-10	1
10	HUB SUB ASSY., RR.	42635-KRH-650	ZA	ZA	ZA			F-19-10	7
11	LABEL, DRIVE CAUTION	87560-KYY-600	ZB	ZB	ZB			F-49	6
12	MARK, FR.	61315-KRH-900	ZC	ZC	ZC			F-50	2
13	MARK, RR.	61310-KRH-900	ZC	ZC	ZC			F-50	1
14	PANEL COMP., RR. BRAKE	43100-KRH-900	ZA	ZA	ZA			F-18	2
15	PIPE, STEERING HANDLE	53100-KRH-900	ZA	ZA	ZA			F-7	5
16	PROTECTOR, EX. PIPE	18345-KRH-900	ZA	ZA	ZA			F-27	9

## XR150LEK (XR150LEKE).....AG,CO,MX,PE

No.	MODEL		XR150LEKE						
	COLOR		Fighting red	Black	Ross white	Applicable model		Applicable block No.	Ref. No.
	CODE		R-134	NH-1	NH-196	Initial applicable model	Final applicable model		
	Name of colored parts	Basic part No.	R134	NH1	NH196				
17	SEAT COMP., DOUBLE	77200-KRH-780	ZB	ZB	ZB			F-23	2
18	SHROUD SET, L. TANK	19200-KRH-660	ZC	ZB	ZA			F-21	13
19	SHROUD SET, R. TANK	19100-KRH-660	ZC	ZB	ZA			F-21	12
20	STRIPE A, L. TANK SHROUD	86192-KRH-660	ZC	ZB	ZA			F-50	6
21	STRIPE A, R. TANK SHROUD	86191-KRH-660	ZC	ZB	ZA			F-50	4
22	STRIPE B, L. TANK SHROUD	86194-KRH-660	ZC	ZB	ZA			F-50	10
23	STRIPE B, R. TANK SHROUD	86193-KRH-660	ZC	ZB	ZA			F-50	8
24	STRIPE, L. SIDE COVER	86832-KRH-660	ZA	ZA	ZA			F-50	12
25	STRIPE, R. SIDE COVER	86831-KRH-660	ZA	ZA	ZA			F-50	11
26	SWINGARM SUB ASSY., RR.	52200-KRH-780	ZA	ZA	ZA			F-32	14
27	TANK COMP., FUEL	17510-KRH-900	ZA	ZA	ZA			F-21	2
28	VISOR SET, FR.	61300-KRH-660	ZA	ZA	ZA			F-1	11
29	WHEEL SUB ASSY., RR.	42650-KRH-650	ZA	ZA	ZA			F-19-10	8

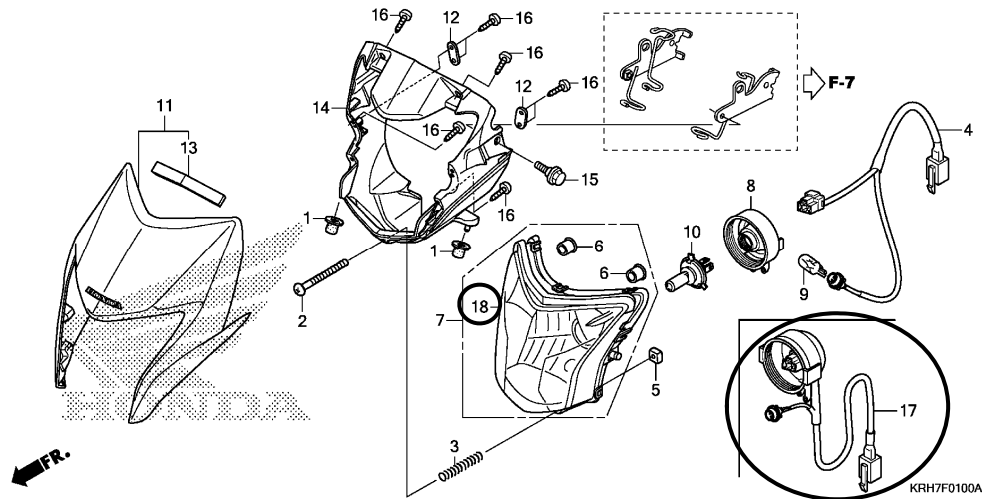
PARTS CATALOGUE NEWS

BOOKNo. : 13KRHE01

Block No.	Ref. No.	Part No.	Description	Reqd. QTY			Base Part No.	Parts catalogue code
				XR 125 LEK E	XL 125 LEK E	XR 150 LEK E		
E-2	10		CLIP, PULSER CORD.....	-	-	0	32925-958-000	CO, MX
E-22	11		HEATER ASSY.....	-	-	0	16070-KRH-681	CO, MX
	14	16100-KRH-671	CARBURETOR ASSY. (PDN2N A).....	-	-	1	16100-KRH-681	CO, MX
	17		COVER, CARBURETOR HEATER.....	-	-	0	16151-KRH-950	CO, MX
	18		COLLAR, CARBURETOR HEATER COVER	-	-	0	16152-KRH-900	CO, MX
	23		COLLAR, SETTING.....	-	-	0	16172-KCP-J01	CO, MX
	26		SCREW-WASHER, 4X12.....	-	-	0	90001-KGA-E00	CO, MX
	32	99101-GHB-1020	JET, MAIN, #102.....	-	-	1	99101-GHB-1050	CO, MX

F-1 HEADLIGHT

Ref. No.	(Relative ref. Number)	Description	FRT
4	(17)	6161B1 SOCKET, HEADLIGHT .....	0.1
7	(18)	6161A7 HEADLIGHT UNIT .....	0.2



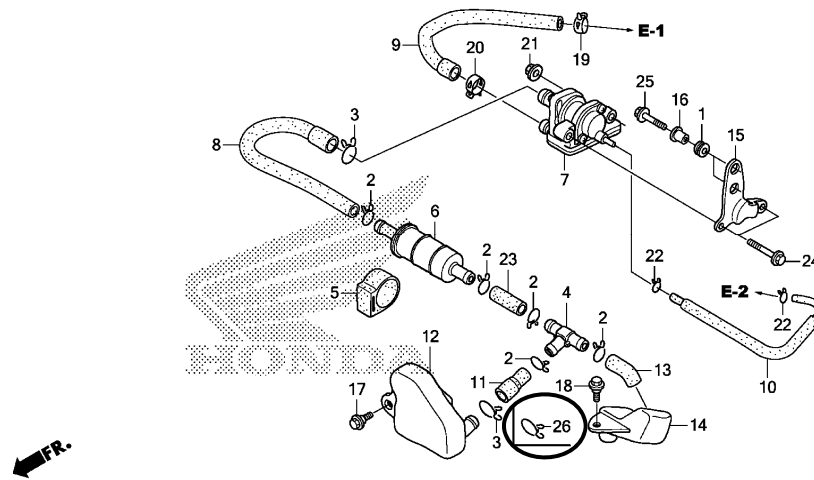
F-1	4		SOCKET COMP., HEADLIGHT.....	-	-	0	33110-KRH-601	CO
	6		CAP, SPECIAL.....	-	-	0	33117-KYY-901	CO
	7		HEADLIGHT UNIT.....	-	-	0	33120-KRH-601	CO

PARTS CATALOGUE NEWS

BOOKNo. : 13KRHE01

Block No.	Ref. No.	Part No.	Description	Reqd. QTY			Base Part No.	Parts catalogue code
				XR 125 LEK E	XL 125 LEK E	XR 150 LEK E		
	8		COVER, SOCKET.....	-	-	0	33122-KRH-601	CO
	9	34903-KRH-671	BULB, POSITION LIGHT (W5W).....	-	-	1	33301-KVJ-911	CO
	10	34901-KRH-671	BULB, HEADLIGHT (12V 35/35W) (OSRAM)	-	-	1	34901-KVC-D01	CO
	17	33110-KRH-671	SOCKET COMP., HEADLIGHT.....	-	-	1		CO
	18	33120-KRH-671	HEADLIGHT UNIT.....	-	-	1		CO
F-5	1	35340-MM5-601	SWITCH ASSY., FR. STOP.....	-	-	1	35340-MM5-600	AG, CO, MX, PE
F-14-20	4		CAP, AXLE NUT.....	-	-	0	44302-KTT-950	CO, MX

F-25-20 AIR SUCTION VALVE



KRH7F2520A

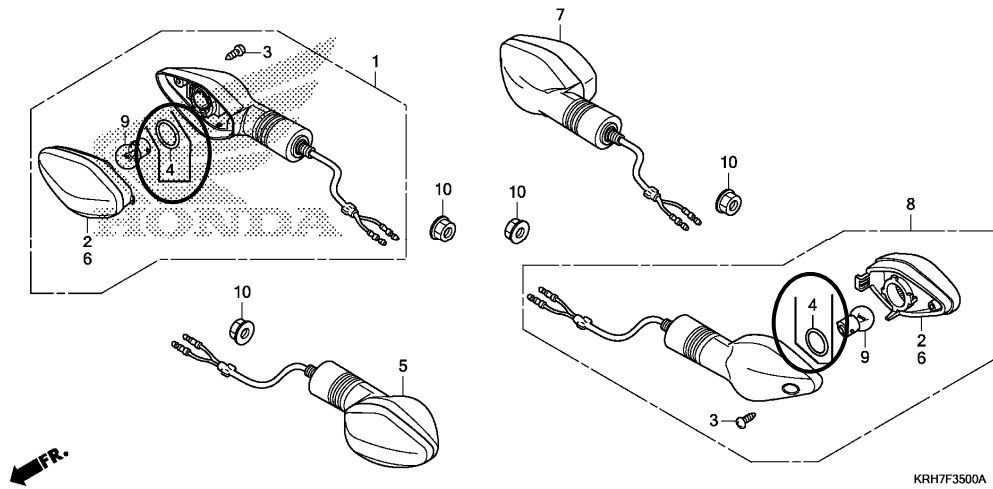
F-25-20	2	15772-500-013	CLIP, BREATHER TUBE.....	-	-	5	15771-KV6-000	AG, CO, MX, PE
	3	15772-GW3-980	CLIP, BREATHER TUBE.....	-	-	1		AG, CO, MX, PE
	26	15771-KV6-000	CLIP, OIL DRAIN TUBE.....	-	-	1		AG, CO, MX, PE
F-34	2		REFLECTOR, REFLEX (AMBER).....	-	-	0	33741-KYY-901	AG, CO, MX

PARTS CATALOGUE NEWS

BOOKNo. : 13KRHE01

Block No.	Ref. No.	Part No.	Description	Reqd. QTY			Base Part No.	Parts catalogue code
				XR 125 LEK E	XL 125 LEK E	XR 150 LEK E		
	8		STAY, RR. REFLEX REFLECTOR. . . .	-	-	0	84704-KRH-A50	AG, CO, MX
	12		NUT, SPECIAL, 6MM. . . . .	-	-	0	90301-088-660	AG, CO, MX

F-35 WINKER



F-35	1	33400-KRH-671	WINKER ASSY., R. FR. (12V 10W).	-	-	1	33400-KRH-601	CO
	2	33403-KRH-671	LENS COMP., R. . . . . (R. FR./L. RR.)	-	-	2	33403-KRH-601	CO
	3	90102-KRH-671	SCREW, TAPPING, 4X13.5. . . . .	-	-	4	33405-KRH-600	CO
	4		PACKING. . . . .	-	-	0	33407-GGL-A01	CO
	5	33450-KRH-671	WINKER ASSY., L. FR. (12V 10W).	-	-	1	33450-KRH-601	CO
	6	33453-KRH-671	LENS COMP., L. . . . . (L. FR./R. RR.)	-	-	2	33453-KRH-601	CO
	7	33600-KRH-671	WINKER ASSY., R. RR. (12V 10W).	-	-	1	33600-KRH-601	CO
	8	33650-KRH-671	WINKER ASSY., L. RR. (12V 10W).	-	-	1	33650-KRH-601	CO
	9	34904-KRH-671	BULB, WINKER LIGHT (12V 10W) . . .	-	-	4	34907-KYS-941	CO

## PARTS CATALOGUE NEWS

BOOKNo. : 13KRHE01

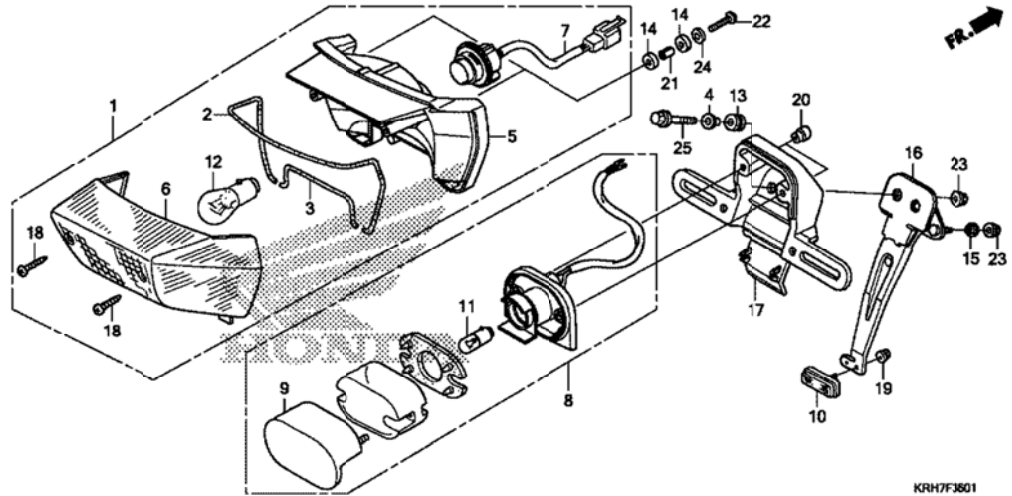
Block No.	Ref. No.	Part No.	Description	Reqd. QTY			Base Part No.	Parts catalogue code
				XR 125 LEK E	XL 125 LEK E	XR 150 LEK E		
F-36	1		TAILLIGHT UNIT(12V 21/5W).....	-	-	0	33700-KRH-901	CO
	2		COLLAR, TAILLIGHT MOUNTING....	-	-	0	33706-KRH-900	CO
	3		PACKING, TAILLIGHT LENS.....	-	-	0	33708-KRH-901	CO
	4		BASE COMP., TAILLIGHT.....	-	-	0	33711-KRH-901	CO
	5		LENS COMP., TAILLIGHT.....	-	-	0	33712-KRH-901	CO
	6		LIGHT ASSY., LICENSE(12V 5W)..	-	-	0	33720-KRH-901	CO
	7		COVER COMP., LICENSE.....	-	-	0	33723-KRH-901	CO
	8		REFLECTOR, REFLEX.....	-	-	0	33741-KRH-901	CO
	9		BULB, LICENSE(12V 5W).....	-	-	0	34904-KRH-901	CO
	10		BULB, TAIL & STOP LIGHT (12V 21/5W) (STANLEY)	-	-	0	34906-447-711	CO
	11		RUBBER, FR. FENDER MOUNTING...	-	-	0	61103-357-000	CO
	12		RUBBER, SEAT HINGE.....	-	-	0	77218-KRH-900	CO
	13		COLLAR, FENDER COVER.....	-	-	0	80112-KRH-901	CO
	14		STAY, NUMBER BRACKET.....	-	-	0	84702-KRH-900	CO
	15		BRACKET, NUMBER PLATE.....	-	-	0	84703-KRH-900	CO
	16		NUT, SPECIAL, 5MM.....	-	-	0	90301-GFM-890	CO
			NUT, FLANGE, 5MM(FUSE RASHI)..	-	-	0	90301-MG8-000	CO
	17		NUT, SPECIAL, 4MM.....	-	-	0	90302-MB2-000	CO
	18		COLLAR, TAILLIGHT MOUNTING....	-	-	0	90504-KRH-900	CO
	19		SCREW, PAN, 5X20.....	-	-	0	93500-05020-0A	CO
	20		SCREW, TAPPING, 4X35.....	-	-	0	33716-KRH-900	CO
	21		NUT, FLANGE, 6MM.....	-	-	0	94050-06000	CO
	22		WASHER, PLAIN, 5MM.....	-	-	0	94103-05000	CO
	23		BOLT, FLANGE, 6X25.....	-	-	0	96001-06025-00	CO

PARTS CATALOGUE NEWS

BOOKNo. : 13KRHE01

Block No.	Ref. No.	Part No.	Description	Reqd. QTY			Base Part No.	Parts catalogue code
				XR 125 LEK E	XL 125 LEK E	XR 150 LEK E		

ber) n	FRT
.....	0.3
.....	0.3
.....	0.3
.....	0.3
T .....	0.1
.....	0.1
ATE .....	0.3



KRH7F3601

F-36-1	1	33700-KRH-671	TAILLIGHT UNIT(12V 21/5W).....	-	-	1		CO
	2	33705-KRH-671	GASKET A.....	-	-	1		CO
	3	33706-KRH-671	GASKET B.....	-	-	1		CO
	4	33706-KRH-900	COLLAR, TAILLIGHT MOUNTING....	-	-	2		CO
	5	33711-KRH-671	BASE COMP., TAILLIGHT.....	-	-	1		CO
	6	33714-KRH-671	LENS COMP., TAILLIGHT.....	-	-	1		CO
	7	33715-KRH-671	CORD COMP., TAILLIGHT.....	-	-	1		CO
	8	33720-KRH-901	LIGHT ASSY., LICENSE(12V 5W)..	-	-	1		CO
	9	33723-KRH-901	COVER COMP., LICENSE.....	-	-	1		CO
	10	33741-KRH-901	REFLECTOR, REFLEX.....	-	-	1		CO
	11	34904-KRH-901	BULB, LICENSE(12V 5W).....	-	-	1		CO



## PARTS CATALOGUE NEWS

BOOKNo. : 13KRHE01

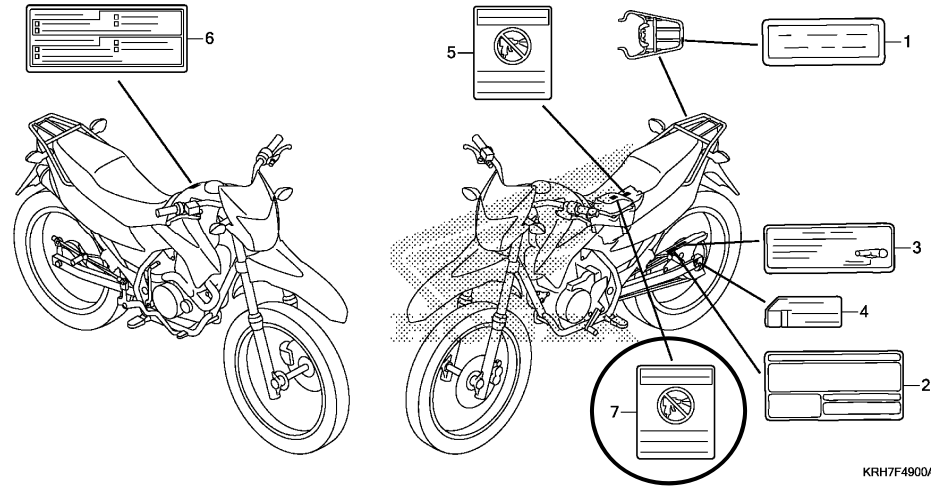
Block No.	Ref. No.	Part No.	Description	Reqd. QTY			Base Part No.	Parts catalogue code
				XR 125 LEK E	XL 125 LEK E	XR 150 LEK E		
	12	34906-447-711	BULB, TAIL & STOP LIGHT (12V 21/5W) (STANLEY)	-	-	1		CO
	13	61103-357-000	RUBBER, FR. FENDER MOUNTING...	-	-	2		CO
	14	77218-KRH-900	RUBBER, SEAT HINGE.....	-	-	4		CO
	15	80112-KRH-901	COLLAR, FENDER COVER.....	-	-	3		CO
	16	84702-KRH-900	STAY, NUMBER BRACKET.....	-	-	1		CO
	17	84703-KRH-900	BRACKET, NUMBER PLATE.....	-	-	1		CO
	18	90101-KRH-671	SCREW, TAPPING, 3.5X22.....	-	-	2		CO
	19	90301-GFM-890	NUT, SPECIAL, 5MM.....	-	-	1		CO
		90301-MG8-000	NUT, FLANGE, 5MM(FUSE RASHI)..	-	-	1		CO
	20	90302-MB2-000	NUT, SPECIAL, 4MM.....	-	-	2		CO
	21	90504-KRH-900	COLLAR, TAILLIGHT MOUNTING....	-	-	2		CO
	22	93500-05020-0A	SCREW, PAN, 5X20.....	-	-	2		CO
	23	94050-06000	NUT, FLANGE, 6MM.....	-	-	5		CO
	24	94103-05000	WASHER, PLAIN, 5MM.....	-	-	2		CO
	25	96001-06025-00	BOLT, FLANGE, 6X25.....	-	-	2		CO
F-38	8	32100-KRH-600	HARNESS, WIRE.....	-	-	1	32100-KRH-620	CO, MX
	9		SWITCH ASSY., THERMOSTAT.....	-	-	0	35250-KRH-901	CO, MX

PARTS CATALOGUE NEWS

BOOKNo. : 13KRHE01

Block No.	Ref. No.	Part No.	Description	Reqd. QTY			Base Part No.	Parts catalogue code
				XR 125 LEK E	XL 125 LEK E	XR 150 LEK E		

F-49 CAUTION LABEL (XR125LEK/XR150LEK)



KRH7F4900A

F-49	5		LABEL, AIR CLEANER ELEMENT NOTICE	-	-	0	87509-KVR-G00	CO, MX
	7	87509-KVR-G00	LABEL, AIR CLEANER ELEMENT NOTICE	-	-	1		CO, MX