



# ***XR190L / CT***

XR190L<sub>H</sub>  
XR190CT<sub>H</sub>

**PARTS CATALOGUE**

**1**

---

**FOREWORD INDEX**

**1**

---

**ENGINE GROUP**

**2**

---

**FRAME GROUP**

**3**

---

**PART NUMBER INDEX**

**4**

---

**PART NAME INDEX**

**5**

---



## Instruction for use of parts catalogue

- **This parts catalogue has been created as of July 01, 2016.**
  - Since this date, the sales practice for repair parts may have been changed or the parts may have been eliminated (listed for those not for sale).
  - The modified information is reflected on the latest Electronic Parts Catalogue (EPC). Also, refer to the parts catalogue news for any change.
  - See the parts catalogue news for any revision that is made after July 01, 2016.
- **Always specify the part number when ordering a part.**
  - Check the model, type, serial numbers, color, maker, and the size as needed before ordering a part.
  - Note that the illustrations (part drawings) can differ from the actual parts in shape. They are given just to help you to refer to the parts.
- **When modifications or additions to this parts catalogue are made, a revised edition will be issued at an appropriate time, with successively progressing revision numbers on the cover. We recommend obtaining such revisions in order to keep your parts catalogue up-to-date at all times. To check whether a parts catalogue revision has been issued, please contact your Honda distributor.**

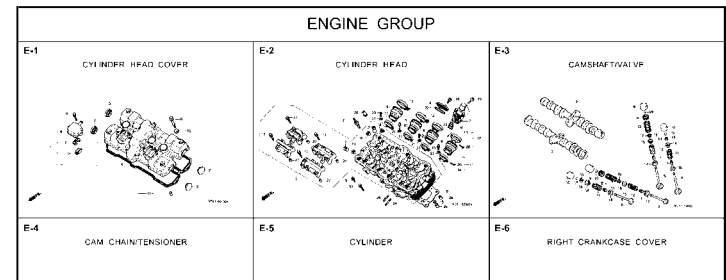
Initial version issue date  
July 01, 2016  
**Honda Motor Co., Ltd.**

## CONTENTS

	Page
● Instruction for use of parts catalogue .....	1
● How to refer to the part information .....	2
● Part catalogue structure .....	3
● When the parts were revised.....	5
● Abbreviations used in the parts catalogue.....	5
● Part block and serial number check .....	6
● Color label attachment position check.....	6
● Models, parts catalogue codes and applicable serial numbers.....	7
● Color label .....	8
● Color chart.....	9
● Fuel hose, general purpose hoses and vinyl hose .....	15
● FLAT RATE SERVICE TIME .....	19
● Illustrated index .....	24
● ENGINE GROUP.....	32
● FRAME GROUP.....	54
● PART NO. INDEX.....	106
● PART NAME INDEX.....	110

How to refer to the part information

A Reference with "Illustrated index"



B Reference with "Part number index"

PART NO. INDEX			
Part Number	Page	Ref.	
04000			13323-MY9-751 28 10
			13324-MY9-751 28 10
04911-MCE-000	26	1	13325-MY9-751 28 10
			13327-MY9-751 28 10
06000			14000
06405-MY5-P00	67	3	14100-MCE-000 13 2
06405-MY5-P10	67	3	14200-MCE-000 13 3
06410-MY9-860	56	1	14321-MCE-000 16 2
06435-MCE-006	55	1	14401-MCE-003 16 3
06451-166-405	51	2	14510-MCE-000 16 4
06451-443-405	55	2	14520-MY9-691 16 5
06451-MA7-405	51	1	14524-MY9-690 16 6
06455-MCE-006	51	3	14546-MCE-000 16 7
			14620-MY9-691 16 8
11000			14711-MCE-000 13 4
11210-MCE-000	25	1	14712-MCE-000 13 5
11330-MCE-305	18	1	14721-MCE-000 13 6
11333-RT3-000	22	1	14722-MCE-000 13 7
11335-MCE-000	18	2	14730-MCE-000 13 8
11360-MCE-000	23	1	14731-MCE-000 13 9
11365-MCE-000	23	2	14731-MY9-751 13 10
11396-MY9-000	18	3	14751-MY2-000 13 11
11631-MCE-000	21	1	14751-MCE-000 13 12
11691-MY9-000	21	2	14761-MCE-000 13 13

C Reference with "Part name index"

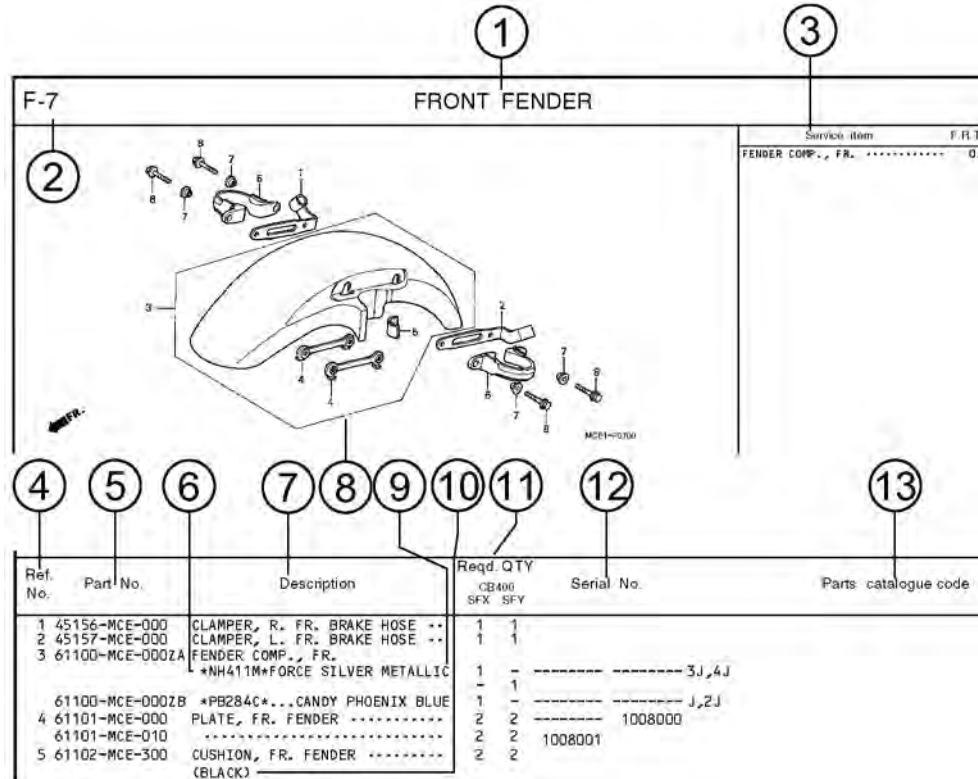
PART NAME INDEX			
Part name	Page	Ref.	Pe
[ A ]			
ADJUSTER, CHAIN	67	5	BOLT, CHANGE
ARM COMP., GEAR CHANGE	64	3	BOLT, CLUTCH
ARM, L. MAIN STEP	65	8	BOLT, CONNECT
ARM, L. PILLION STEP	65	12	BOLT, DISK, 4
ARM, R. MAIN STEP	65	5	BOLT, DRAIN F
ARM, R. PILLION STEP	65	11	BOLT, FLANGE
AUTO COOK ASSY., FUEL	73	3	BOLT, FLANGE
AXLE, FR. WHEEL	52	5	BOLT, FLANGE
AXLE, RR. WHEEL	56	3	BOLT, FLANGE
[ B ]			
BAG, AIR PRESSURE GAUGE	77	4	BOLT, FLANGE
BAG, SERVICE BOOK	77	1	BOLT, FLANGE
BAG, TOOL	77	3	BOLT, FLANGE
BALL, STEEL	65	20	BOLT, FLANGE
BAND A, INSULATOR	11	11	BOLT, FLANGE
BAND B, INSULATOR	11	12	BOLT, FLANGE
BAND, AIR CLEANER CONNECTING TUBE	62	22	BOLT, FLANGE
BAND, U-LOCK	70	3	BOLT, FLANGE
BAND, WIRE	26	14	BOLT, FLANGE
	43	21	BOLT, FLANGE
	74	18	BOLT, FLANGE

**F-7 FRONT FENDER**

Ref. No.	Part No.	Description	Reqd. QTY	Serial No.	Parts catalogue code
			CG400 SPX SPY		
1	45156-MCE-000	CLAMPER, R. FR. BRAKE HOSE	1		
2	45157-MCE-000	CLAMPER, L. FR. BRAKE HOSE	1		
3	61100-MCE-000A	FENDER COMP., FR. *NH41M*FORCE SILVER METALLIC	1	----- 3J,4J	
	61100-MCE-000B	*PB284C*...CANDY PHOENIX BLUE	1	----- J,2J	
4	61101-MCE-000	PLATE, FR. FENDER	2	1008000	
	61101-MCE-010		2	1008001	
5	61102-MCE-300	CUSHION, FR. FENDER (BLACK)	2		
6	61105-MCE-000	STAY, FR. FENDER MOUNTING	2		
7	61107-MR7-000	COLLAR (6.5)	4		
8	96001-06020-00	BOLT, FLANGE, 6X20	4		

2000.09.01 E

## Part catalogue structure



① Block title ② Block number

③ Service item/Flat rate time

④ Reference number

- Title number marked with the parenthesis or parentheses indicates that it continues from the previous page.

⑤ Part number ⑥ Honda color code

⑦ Description

⑧ Assemblies

- Sections framed with broken lines in the exploded view drawings are available as complete assemblies. (Their individual parts can also be obtained.)

⑨ Color description

⑩ Note

- Notes are shown with the parentheses in the part name column.

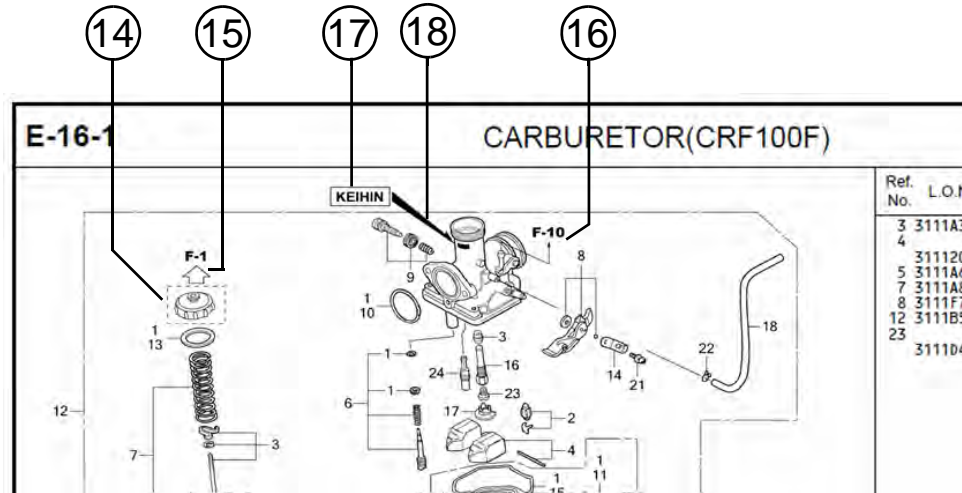
⑪ Required quantity

- Reqd. QTY shown in the parenthesis or parentheses indicates the optional part.
- Reqd. QTY marked with "N" indicates the optional part that should be selected as needed.
- Reqd. QTY indicates the number of the part used in the block.

⑫ Serial number

⑬ Parts catalogue code

- When the parts catalogue code column is blank, it indicates that the part is applicable to all codes.



⑭   
 • Parts enclosed within a dotted line are covered in a different block.

⑮   
 • A hollow arrow indicates the block No. for the parts enclosed within a dotted line .


⑯   
 • A solid arrow indicates the block No. the part in question is connected to.

⑰ **Replacement Identification Information for Designated Part No.**

⑱ **Location of Replacement Identification Information for Designated Part No.**

- If an arrow mark is indicated in 18, the part is incompatible with a different part No.
- Make sure to order the part of the same manufacture, including the component part.
- To make an order, indicate the part No., which includes the symbol displayed on the applicable section of the part to be replaced.

## When the parts were revised



Ref. No.	Part No.	Description	Reqd. QTY		Serial No.
			CB400 SFX	SFY	
1	45156-MCE-000	CLAMPER, R. FR. BRAKE HOSE ..	1	1	
2	45157-MCE-000	CLAMPER, L. FR. BRAKE HOSE ..	1	1	
3	61100-MCE-000ZA	FENDER COMP., FR. *NH411M*FORCE SILVER METALLIC	1	-	-----3J,4J
	61100-MCE-000ZB	*PB284C*...CANDY PHOENIX BLUE	1	-	-----J,2J
4	61101-MCE-000	PLATE, FR. FENDER (###).....	2	2	-----1008000
	61101-MCE-010	.....	2	2	-----1008001
5	61102-MCE-300	CUSHION, FR. FENDER ..... (BLACK)	2	2	
6	61105-MCE-000	STAY, FR. FENDER MOUNTING ...	2	2	
7	61107-MR7-000	COLLAR (6,5) .....	4	4	
8	96001-06020-00	BOLT, FLANGE, 6X20 .....	4	4	


The number has been used from the initial model without revision.

When shown at the left side, it is applicable to the models of No.1008001 and the subsequent numbers.

When shown at the right side, it is applicable to the models up to No.1008000.

The parts listed with "###" at the end of the parts name have limited supply period (parts not for sale).

## Abbreviations used in the parts catalogue



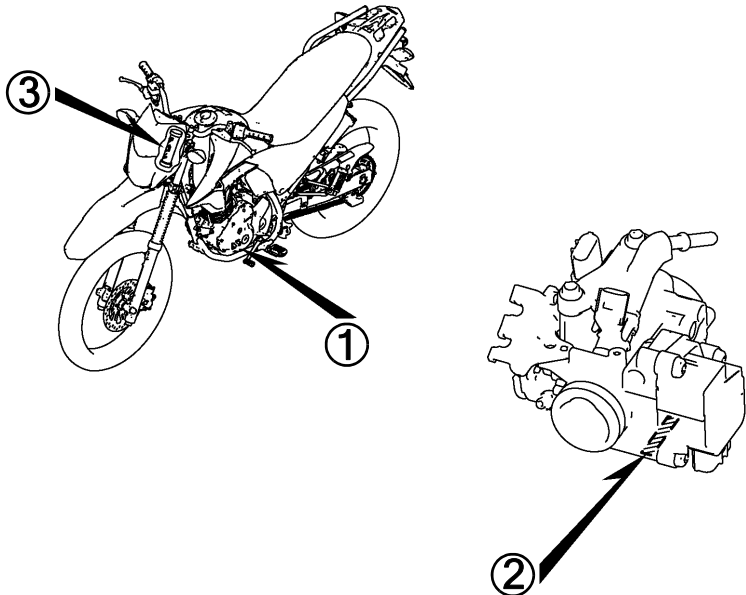
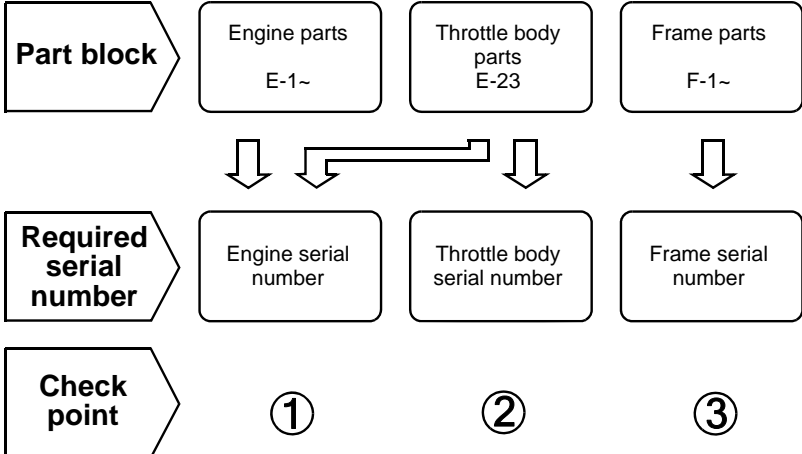
\* "L." or "R." in the description of a part stands for the LEFT hand side or the RIGHT hand side. Determine the left or right as if you were in the motorcycle seat.

### The following abbreviations are used in this parts catalogue.


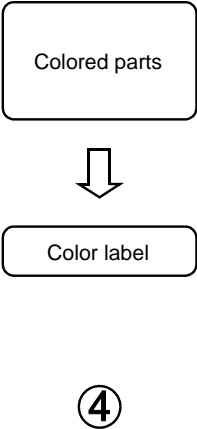
A ..... Ampere	L .....Left
ABS ..... Anti-lock brake system	L (100L) .Link (100 Links)
A.C. .... Alternating current	L.E.D. ....Light emitted diode
A.M. .... Attaching mark	MM .....Millimeter
ASSY. .... Assembly	MPH .....Miles per hour
C.D.I. .... Capacitive discharge ignition	R. ....Right
COMP. ... Complete	RR. ....Rear
D.C. .... Direct current	STD. ....Standard
EX. .... Exhaust	T (22T) ...Tooth (22 Teeth)
FR. .... Front	TCS .....Traction control system
G ..... Gram	T.M. ....Transcript mark
HEX. .... Hexagonal	V .....Volt
IN. .... Inlet	W .....Watt
KPH ..... Kilometers per hour	WL .....With labelling
	WOL .....Without labelling



Part block and serial number check



Color label attachment position check



### Models, parts catalogue codes and applicable serial numbers

Models, parts catalogue codes and applicable serial Nos. given in this parts catalogue can be identified as follows.  
 Parts with parts catalogue codes are exclusive for models destined for countries designated.  
 If no area codes are listed, parts are for common use.

Model	Area code	Type	Applicable engine serial No.	Applicable frame serial No.	Applicable throttle body identification No.
XR190LH	CL	Chile	MD43E-2000001~	LALMD439*H3000001~	GQ1QA A
	DK	General export (KPH)			
	LA	Latin America			
XR190CTH	LA	Latin America			GQ1QA A
	U	Australia			

\* Of carburetor/throttle body identification numbers, only the portions underlined in the example below are used for registration.

GQ1QA A KC ㄗ

# 1

## Color label

- When ordering parts, check the model name, main color, and code by observing the “COLOR LABEL” on the vehicle.
- When ordering a colored part, use the color chart in the instruction for use of parts catalogue.

<b>VFR800FIW</b> COLOR <b>R-157</b> CODE <b>R157</b>		MODEL	VFR800FIW					
	No.	COLOR	Sparkling silver metallic	Mute black metallic	Applicable model		Applicable block No.	Re
		CODE	NH-295M	NH-359M	Initial applicable model	Final applicable model		
		Name of colored parts	Basic part No.	NH295	NH359			
	1							
	2							
	3							
	4							
	5							
	6							
	7							
	8							
	9							
	10							

## Color chart

- When ordering a colored part, refer to the chart below and use a part number consisting of the relevant basic part number to which has been added a part color code.

### XR190L (XR190LH)

No.	MODEL		XR190LH						
	COLOR		Fighting red	Black	Ross white	Applicable model		Applicable block No.	Ref. No.
	CODE		R-134	NH-1	NH-196				
	Name of colored parts	Basic part No.	R134	NH1	NH196	Initial applicable model	Final applicable model		
1	BODY COMP., FRAME	50100-K79-E00	ZA	ZA	ZA			F-39	2
2	BRIDGE COMP., FORK TOP	53300-KRH-660	ZA	ZA	ZA			F-7	7
3	COVER, L. SIDE	83601-K79-E00	ZA	ZB	ZA			F-24	3
4	COVER, R. SIDE	83501-K79-E00	ZA	ZB	ZA			F-24	1
5	COWL, RR.	80200-K79-E00	ZA	ZC	ZB			F-23-10	5
6	FENDER, FR.	61100-KRH-660	ZA	ZC	ZB			F-10	1
7	GRIP, L. RR.	50325-K79-E00	ZA	ZA	ZA			F-23-10	3
8	GRIP, R. RR.	50315-K79-E00	ZA	ZA	ZA			F-23-10	2
9	HUB SUB ASSY., RR.	42635-KRH-650	ZA	ZA	ZA			F-19-10	7
10	LABEL, DRIVE CAUTION	87560-KYY-600	ZB	ZB	ZB			F-49	8
11	MARK, FR.	61315-KRH-900	ZC	ZB	ZC			F-50	1
12	MARK, L. FUEL TANK	86172-K79-E00	ZC	ZB	ZA			F-50	3
13	MARK, R. FUEL TANK	86171-K79-E00	ZC	ZB	ZA			F-50	2
14	PANEL COMP., RR. BRAKE	43100-KRH-900	ZA	ZA	ZA			F-18	2
15	PIPE, STEERING HANDLE	53100-K79-E00	ZA	ZA	ZA			F-7	5
16	PROTECTOR, MUFFLER	18355-K79-E00	ZA	ZA	ZA			F-27	10

## XR190L (XR190LH)

No.	MODEL		XR190LH						
	COLOR		Fighting red	Black	Ross white	Applicable model		Applicable block No.	Ref. No.
	CODE		R-134	NH-1	NH-196				
	Name of colored parts	Basic part No.	R134	NH1	NH196	Initial applicable model	Final applicable model		
17	SEAT COMP., DOUBLE	77200-K79-E00	ZA	ZA	ZA			F-23	2
18	SHROUD SET A, L. TANK	19200-K79-E00	ZF	ZE	ZD			F-22	6
19	SHROUD SET A, R. TANK	19100-K79-E00	ZF	ZE	ZD			F-22	5
20	SHROUD SET B, L. TANK	19060-K79-E00	ZC	ZB	ZA			F-22	4
21	SHROUD SET B, R. TANK	19050-K79-E00	ZC	ZB	ZA			F-22	3
22	STRIPE, L. TANK SHROUD A	86192-K79-E00	ZC	ZB	ZA			F-50	5
23	STRIPE, L. TANK SHROUD B	86194-K79-E00	ZC	ZB	ZA			F-50	8
24	STRIPE, R. TANK SHROUD A	86191-K79-E00	ZC	ZB	ZA			F-50	4
25	STRIPE, R. TANK SHROUD B	86193-K79-E00	ZC	ZB	ZA			F-50	6
26	SWINGARM SUB ASSY., RR.	52200-K79-E00	ZA	ZA	ZA			F-32	15
27	TANK SET, FUEL	17540-K79-E00	ZC	ZB	ZA			F-21	11
28	VISOR SET, FR.	61300-K79-E00	ZB	ZA	ZB			F-1	11
29	WHEEL SUB ASSY., RR.	42650-KRH-650	ZA	ZA	ZA			F-19-10	8

XR190CT (XR190CTH).....LA

No.	MODEL		XR190CTH					
	COLOR		Fighting red	Black	Applicable model		Applicable block No.	Ref. No.
	CODE		R-134	NH-1	Initial applicable model	Final applicable model		
	Name of colored parts	Basic part No.	R134	NH1				
1	BASE COMP., L. RR. CARRIER	81250-K79-E20	ZA	ZA			F-23-10	7
2	BASE COMP., R. RR. CARRIER	81200-K79-E20	ZA	ZA			F-23-10	6
3	BODY COMP., FRAME	50100-K79-E20	ZA	ZA			F-39	2
4	BRIDGE COMP., FORK TOP	53300-K79-E20	ZA	ZA			F-7-1	8
5	COVER, L. SIDE	83601-K79-E00	ZA	ZB			F-24	3
6	COVER, R. SIDE	83501-K79-E00	ZA	ZB			F-24	1
7	COWL, RR.	80200-K79-E00	ZA	ZC			F-23-10	5
8	FENDER, FR.	61100-KRH-660	ZA	ZC			F-10	1
9	HUB SUB ASSY., FR.	44635-K79-E20	ZA	ZA			F-14-21	6
10	HUB SUB ASSY., RR.	42635-KRH-780	ZA	ZA			F-19-10	7
11	LABEL, DRIVE CAUTION	87560-KYY-600	ZB	ZB			F-49	8
12	MARK, FR.	61315-KRH-900	ZC	ZB			F-50	1
13	MARK, L. FUEL TANK	86172-K79-E00	ZC	ZB			F-50	3
14	MARK, R. FUEL TANK	86171-K79-E00	ZC	ZB			F-50	2
15	PANEL COMP., RR. BRAKE	43100-KRH-900	ZA	ZA			F-18	2
16	PIPE COMP., ENGINE GUARD	50205-K79-E20	ZA	ZA			F-39-20	1
17	PIPE COMP., RR. CARRIER	81300-K79-E20	ZA	ZA			F-23-10	8
18	PIPE, STEERING HANDLE	53100-K79-E20	ZA	ZA			F-7-1	6
19	PROTECTOR, MUFFLER	18355-K79-E00	ZA	ZA			F-27	10
20	SEAT COMP., DOUBLE	77200-K79-E00	ZA	ZA			F-23	2

## XR190CT (XR190CTH).....LA

No.	MODEL		XR190CTH					
	COLOR		Fighting red	Black	Applicable model		Applicable block No.	Ref. No.
	CODE		R-134	NH-1	Initial applicable model	Final applicable model		
	Name of colored parts	Basic part No.	R134	NH1				
21	SHROUD SET A, L. TANK	19200-K79-E00	ZC	ZB			F-22	6
22	SHROUD SET A, R. TANK	19100-K79-E00	ZC	ZB			F-22	5
23	SHROUD SET B, L. TANK	19060-K79-E20	ZC	ZB			F-22	4
24	SHROUD SET B, R. TANK	19050-K79-E20	ZC	ZB			F-22	3
25	STRIPE, L. TANK SHROUD A	86192-K79-E00	ZC	ZB			F-50	5
26	STRIPE, L. TANK SHROUD B	86194-K79-E20	ZC	ZB			F-50	9
27	STRIPE, R. TANK SHROUD A	86191-K79-E00	ZC	ZB			F-50	4
28	STRIPE, R. TANK SHROUD B	86193-K79-E20	ZC	ZB			F-50	7
29	SWINGARM SUB ASSY., RR.	52200-K79-E20	ZA	ZA			F-32	15
30	TANK SET, FUEL	17540-K79-E00	ZC	ZB			F-21	11
31	VISOR SET, FR.	61300-K79-E00	ZB	ZA			F-1	11
32	WHEEL SUB ASSY., FR.	44650-K79-E20	ZA	ZA			F-14-21	7
33	WHEEL SUB ASSY., RR.	42650-K79-E20	ZA	ZA			F-19-10	8

XR190CT (XR190CTH).....U

No.	MODEL		XR190CTH				
	COLOR		Fighting red	Applicable model		Applicable block No.	Ref. No.
	CODE		R-134	Initial applicable model	Final applicable model		
	Name of colored parts	Basic part No.	R134				
1	BASE COMP., L. RR. CARRIER	81250-K79-E20	ZA			F-23-10	7
2	BASE COMP., R. RR. CARRIER	81200-K79-E20	ZA			F-23-10	6
3	BODY COMP., FRAME	50100-K79-U00	ZA			F-39	2
4	BRIDGE COMP., FORK TOP	53300-K79-E20	ZA			F-7-1	8
5	COVER, L. SIDE	83601-K79-E00	ZA			F-24	3
6	COVER, R. SIDE	83501-K79-E00	ZA			F-24	1
7	COWL, RR.	80200-K79-E00	ZA			F-23-10	5
8	FENDER, FR.	61100-KRH-660	ZA			F-10	1
9	HUB SUB ASSY., FR.	44635-K79-E20	ZA			F-14-21	6
10	HUB SUB ASSY., RR.	42635-KRH-780	ZA			F-19-10	7
11	LABEL, DRIVE CAUTION	87560-KYY-600	ZB			F-49	8
12	MARK, FR.	61315-KRH-900	ZC			F-50	1
13	MARK, L. FUEL TANK	86172-K79-E00	ZC			F-50	3
14	MARK, R. FUEL TANK	86171-K79-E00	ZC			F-50	2
15	PANEL COMP., RR. BRAKE	43100-KRH-900	ZA			F-18	2
16	PIPE COMP., ENGINE GUARD	50205-K79-E20	ZA			F-39-20	1
17	PIPE COMP., RR. CARRIER	81300-K79-E20	ZA			F-23-10	8
18	PIPE, STEERING HANDLE	53100-K79-E20	ZA			F-7-1	6
19	PROTECTOR, MUFFLER	18355-K79-E00	ZA			F-27	10
20	SEAT COMP., DOUBLE	77200-K79-E00	ZA			F-23	2



## XR190CT (XR190CTH).....U

No.	MODEL		XR190CTH				
	COLOR		Fighting red	Applicable model		Applicable block No.	Ref. No.
	CODE		R-134	Initial applicable model	Final applicable model		
	Name of colored parts	Basic part No.	R134				
21	SHROUD SET A, L. TANK	19200-K79-E00	ZC			F-22	6
22	SHROUD SET A, R. TANK	19100-K79-E00	ZC			F-22	5
23	SHROUD SET B, L. TANK	19060-K79-E20	ZC			F-22	4
24	SHROUD SET B, R. TANK	19050-K79-E20	ZC			F-22	3
25	STRIPE, L. TANK SHROUD A	86192-K79-E00	ZC			F-50	5
26	STRIPE, L. TANK SHROUD B	86194-K79-E20	ZC			F-50	9
27	STRIPE, R. TANK SHROUD A	86191-K79-E00	ZC			F-50	4
28	STRIPE, R. TANK SHROUD B	86193-K79-E20	ZC			F-50	7
29	SWINGARM SUB ASSY., RR.	52200-K79-E20	ZA			F-32	15
30	TANK SET, FUEL	17540-K79-E00	ZC			F-21	11
31	VISOR SET, FR.	61300-K79-E00	ZB			F-1	11
32	WHEEL SUB ASSY., FR.	44650-K79-E20	ZA			F-14-21	7
33	WHEEL SUB ASSY., RR.	42650-K79-E20	ZA			F-19-10	8

## Fuel hose, general purpose hoses and vinyl hose

- The standard part fuel hose, general purpose hose and vinyl hose may be substituted by the coiled bulk part.
- When ordering the standard part fuel hose, general purpose hose and vinyl hose use the bulk part number written in the parts catalogue in brackets ( ) underneath the part name, or use the catalogue below.  
(The bulk part standard length is 1 m, however, those displayed in the catalogue < > are available in 3 m and 8 m lengths.)
- When exchanging the hose, cut and use at the specified length as mentioned in the part name.  
(For the method of cutting the bulk part, and method of filling out orders etc., please refer to the service manual and the instructions issued with the bulk part.)
- The list below is a catalogue of the standard part numbers and bulk part numbers. Note that those numbers are applicable to the listed replacement parts only.

Fuel hoses/Tubes			
Standard part No.	Bulk part No.	Bulk part	
		Inner diameter (mm)	Length (m)
95001-30xxx-2x	95001-30001-20M	3.0	1
95001-30xxx-3x	95001-30001-30M	3.0	1
95001-30xxx-4x	95001-30001-40M	3.0	1
95001-35xxx-2x	95001-35001-50M <95001-35003-50M>	3.5	1 3
95001-35xxx-3x	95001-35001-60M <95001-35003-60M>	3.5	1 3
95001-35xxx-4x	95001-35001-60M <95001-35003-60M>	3.5	1 3
95001-35xxx-5x	95001-35001-50M <95001-35003-50M>	3.5	1 3
95001-35xxx-6x	95001-35001-60M <95001-35003-60M>	3.5	1 3
95001-45xxx-2x	95001-45001-50M <95001-45003-50M>	4.5	1 3
95001-45xxx-3x	95001-45001-60M <95001-45003-60M> <95001-45008-60M>	4.5	1 3 8
95001-45xxx-4x	95001-45001-60M <95001-45003-60M> <95001-45008-60M>	4.5	1 3 8
95001-45xxx-5x	95001-45001-50M <95001-45003-50M>	4.5	1 3
95001-45xxx-6x	95001-45001-60M <95001-45003-60M> <95001-45008-60M>	4.5	1 3 8
95001-55xxx-2x	95001-55001-50M <95001-55003-50M> <95001-55008-50M>	5.5	1 3 8

Fuel hoses/Tubes			
Standard part No.	Bulk part No.	Bulk part	
		Inner diameter (mm)	Length (m)
95001-55xxx-3x	95001-55001-60M <95001-55003-60M> <95001-55008-60M>	5.5	1 3 8
95001-55xxx-4x	95001-55001-60M <95001-55003-60M> <95001-55008-60M>	5.5	1 3 8
95001-55xxx-5x	95001-55001-50M <95001-55003-50M> <95001-55008-50M>	5.5	1 3 8
95001-55xxx-6x	95001-55001-60M <95001-55003-60M> <95001-55008-60M>	5.5	1 3 8
95001-75xxx-2x	95001-75001-50M <95001-75003-50M>	7.5	1 3
95001-75xxx-3x	95001-75001-60M <95001-75003-60M> <95001-75008-60M>	7.5	1 3 8
95001-75xxx-4x	95001-75001-60M <95001-75003-60M> <95001-75008-60M>	7.5	1 3 8
95001-75xxx-5x	95001-75001-50M <95001-75003-50M>	7.5	1 3
95001-75xxx-6x	95001-75001-60M <95001-75003-60M> <95001-75008-60M>	7.5	1 3 8
95001-80xxx-2x	95001-80001-50M	8.0	1
95001-80xxx-3x	95001-80001-60M	8.0	1
95001-80xxx-4x	95001-80001-60M	8.0	1
95001-80xxx-5x	95001-80001-50M	8.0	1
95001-80xxx-6x	95001-80001-60M	8.0	1

Vinyl tube				
Standard part No.	Bulk part No.	Bulk part		
		Inner dia- meter (mm)	Outer dia-meter (mm)	Length (m)
95003-01xxx-3x	95003-01001-60M <95003-01003-60M>	2.9	6.8	1 3
95003-01xxx-60	95003-01001-60M <95003-01003-60M>	2.9	6.8	1 3
95003-03xxx-3x	95003-03001-60M <95003-03003-60M>	3.0	6.0	1 3
95003-03xxx-60	95003-03001-60M <95003-03003-60M>	3.0	6.0	1 3
95003-05xxx-3x	95003-05001-60M <95003-05003-60M> <95003-05008-60M>	3.5	6.5	1 3 8
95003-05xxx-60	95003-05001-60M <95003-05003-60M> <95003-05008-60M>	3.5	6.5	1 3 8
95003-07xxx-1x	95003-07001-10M <95003-07003-10M> <95003-07008-10M>	4.0	7.0	1 3 8
95003-07xxx-20	95003-07001-10M <95003-07003-10M> <95003-07008-10M>	4.0	7.0	1 3 8
95003-07xxx-3x	95003-07001-60M <95003-07003-60M> <95003-07008-60M>	4.0	7.0	1 3 8
95003-07xxx-60	95003-07001-60M <95003-07003-60M> <95003-07008-60M>	4.0	7.0	1 3 8
95003-07xxx-7x	95003-07001-70M <95003-07003-70M> <95003-07008-70M>	4.0	7.0	1 3 8
95003-08xxx-1x	95003-08001-10M <95003-08003-10M> <95003-08008-10M>	4.5	6.5	1 3 8
95003-09xxx-3x	95003-09001-60M <95003-09003-60M>	4.5	8.0	1 3
95003-09xxx-60	95003-09001-60M <95003-09003-60M>	4.5	8.0	1 3
95003-10xxx-1x	95003-10001-10M <95003-10003-10M>	5.0	8.0	1 3
95003-10xxx-20	95003-10001-10M <95003-10003-10M>	5.0	8.0	1 3
95003-10xxx-3x	95003-10001-60M <95003-10003-60M>	5.0	8.0	1 3
95003-10xxx-60	95003-10001-60M <95003-10003-60M>	5.0	8.0	1 3
95003-11xxx-3x	95003-11001-60M <95003-11003-60M> <95003-11008-60M>	5.0	9.0	1 3 8
95003-11xxx-60	95003-11001-60M <95003-11003-60M> <95003-11008-60M>	5.0	9.0	1 3 8
95003-12xxx-1x	95003-12001-10M <95003-12003-10M> <95003-12008-10M>	5.0	7.0	1 3 8
95003-12xxx-20	95003-12001-10M <95003-12003-10M> <95003-12008-10M>	5.0	7.0	1 3 8

Vinyl tube				
Standard part No.	Bulk part No.	Bulk part		
		Inner dia- meter (mm)	Outer dia-meter (mm)	Length (m)
95003-14xxx-1x	95003-14001-10M <95003-14003-10M>	6.0	9.0	1 3
95003-14xxx-20	95003-14001-10M <95003-14003-10M>	6.0	9.0	1 3
95003-14xxx-3x	95003-14001-60M <95003-14003-60M>	6.0	9.0	1 3
95003-17xxx-1x	95003-17001-10M <95003-17003-10M>	7.0	9.0	1 3
95003-19xxx-1x	95003-19001-10M <95003-19003-10M> <95003-19008-10M>	7.0	11.0	1 3 8
95003-19xxx-20	95003-19001-10M <95003-19003-10M> <95003-19008-10M>	7.0	11.0	1 3 8
95003-19xxx-3x	95003-19001-60M <95003-19003-60M> <95003-19008-60M>	7.0	11.0	1 3 8
95003-19xxx-60	95003-19001-60M <95003-19003-60M> <95003-19008-60M>	7.0	11.0	1 3 8
95003-21xxx-1x	95003-21001-10M <95003-21003-10M>	8.0	9.0	1 3
95003-21xxx-20	95003-21001-10M <95003-21003-10M>	8.0	9.0	1 3
95003-23xxx-1x	95003-23001-10M <95003-23003-10M>	8.0	12.0	1 3
95003-23xxx-20	95003-23001-10M <95003-23003-10M>	8.0	12.0	1 3
95003-23xxx-3x	95003-23001-60M <95003-23003-60M> <95003-23008-60M>	8.0	12.0	1 3 8
95003-23xxx-60	95003-23001-60M <95003-23003-60M> <95003-23008-60M>	8.0	12.0	1 3 8
95003-25xxx-1x	95003-25001-10M <95003-25003-10M>	9.0	11.0	1 3
95003-25xxx-20	95003-25001-10M <95003-25003-10M>	9.0	11.0	1 3
95003-25xxx-3x	95003-25001-60M <95003-25003-60M>	9.0	11.0	1 3
95003-25xxx-7x	95003-25001-70M <95003-25003-70M>	9.0	11.0	1 3
95003-27xxx-1x	95003-27001-10M <95003-27003-10M>	9.0	13.0	1 3
95003-27xxx-20	95003-27001-10M <95003-27003-10M>	9.0	13.0	1 3
95003-27xxx-3x	95003-27001-60M <95003-27003-60M>	9.0	13.0	1 3
95003-27xxx-60	95003-27001-60M <95003-27003-60M>	9.0	13.0	1 3
95003-33xxx-1x	95003-33001-10M <95003-33003-10M>	10.0	14.0	1 3
95003-33xxx-20	95003-33001-10M <95003-33003-10M>	10.0	14.0	1 3

Vinyl tube				
Standard part No.	Bulk part No.	Bulk part		
		Inner dia- meter (mm)	Outer dia-meter (mm)	Length (m)
95003-36xxx-1x	95003-36001-10M <95003-36003-10M> <95003-36008-10M>	11.0	13.0	1 3 8
95003-36xxx-20	95003-36001-10M <95003-36003-10M> <95003-36008-10M>	11.0	13.0	1 3 8
95003-37xxx-3x	95003-37001-60M <95003-37003-60M>	11.0	15.0	1 3
95003-37xxx-60	95003-37001-60M <95003-37003-60M>	11.0	15.0	1 3
95003-38xxx-1x	95003-38001-10M <95003-38003-10M>	12.0	13.0	1 3
95003-38xxx-20	95003-38001-10M <95003-38003-10M>	12.0	13.0	1 3
95003-39xxx-1x	95003-39001-10M <95003-39003-10M>	12.0	14.0	1 3
95003-39xxx-20	95003-39001-10M <95003-39003-10M>	12.0	14.0	1 3
95003-40xxx-20	95003-40001-10M <95003-40003-10M>	12.0	16.0	1 3
95003-40xxx-3x	95003-40001-60M <95003-40003-60M>	12.0	16.0	1 3
95003-40xxx-60	95003-40001-60M <95003-40003-60M>	12.0	16.0	1 3
95003-43xxx-1x	95003-43001-10M <95003-43003-10M> <95003-43008-10M>	13.0	15.0	1 3 8
95003-43xxx-20	95003-43001-10M <95003-43003-10M> <95003-43008-10M>	13.0	15.0	1 3 8
95003-45xxx-1x	95003-45001-10M <95003-45003-10M> <95003-45008-10M>	14.0	18.0	1 3 8
95003-45xxx-20	95003-45001-10M <95003-45003-10M> <95003-45008-10M>	14.0	18.0	1 3 8
95003-50xxx-1x	95003-50001-10M <95003-50003-10M>	16.0	19.0	1 3
95003-50xxx-20	95003-50001-10M <95003-50003-10M>	16.0	19.0	1 3
95003-50xxx-3x	95003-50001-60M <95003-50003-60M>	16.0	19.0	1 3
95003-55xxx-1x	95003-55001-10M <95003-55003-10M>	17.5	20.5	1 3
95003-55xxx-20	95003-55001-10M <95003-55003-10M>	17.5	20.5	1 3
95003-60xxx-1x	95003-60001-10M <95003-60003-10M>	22.0	27.0	1 3
95003-60xxx-20	95003-60001-10M <95003-60003-10M>	22.0	27.0	1 3
95003-60xxx-3x	95003-60001-60M <95003-60003-60M>	22.0	27.0	1 3
95003-60xxx-60	95003-60001-60M <95003-60003-60M>	22.0	27.0	1 3

General purpose hoses			
Standard part No.	Bulk part No.	Bulk part	
		Inner diameter (mm)	Length (m)
95005-11xxx-3x	95005-11001-30M	11.0	1
95005-11xxx-5x	95005-11001-50M	11.0	1
95005-12xxx-1x	95005-12001-10M <95005-12003-10M>	12.0	1 3
95005-12xxx-2x	95005-12001-20M	12.0	1
95005-12xxx-3x	95005-12001-30M	12.0	1
95005-12xxx-5x	95005-12001-50M	12.0	1
95005-14xxx-1x	95005-14001-10M	14.0	1
95005-14xxx-2x	95005-14001-20M <95005-14003-20M>	14.0	1 3
95005-14xxx-3x	95005-14001-30M	14.0	1
95005-14xxx-5x	95005-14001-50M	14.0	1
95005-17xxx-1x	95005-17001-10M	17.0	1
95005-17xxx-2x	95005-17001-20M	17.0	1
95005-17xxx-3x	95005-17001-30M	17.0	1
95005-17xxx-5x	95005-17001-50M	17.0	1
95005-30xxx-3x	95005-30001-30M	3.0	1
95005-30xxx-5x	95005-30001-50M	3.0	1
95005-35xxx-1x	95005-35001-10M <95005-35003-10M> <95005-35008-10M>	3.5	1 3 8
95005-35xxx-2x	95005-35001-20M	3.5	1
95005-35xxx-3x	95005-35001-30M	3.5	1
95005-35xxx-4x	95005-35001-10M <95005-35003-10M> <95005-35008-10M>	3.5	1 3 8
95005-35xxx-5x	95005-35001-50M	3.5	1
95005-45xxx-1x	95005-45001-10M <95005-45003-10M> <95005-45008-10M>	4.5	1 3 8
95005-45xxx-2x	95005-45001-20M	4.5	1
95005-45xxx-3x	95005-45001-30M	4.5	1

General purpose hoses			
Standard part No.	Bulk part No.	Bulk part	
		Inner diameter (mm)	Length (m)
95005-45xxx-4x	95005-45001-10M <95005-45003-10M> <95005-45008-10M>	4.5	1 3 8
95005-45xxx-5x	95005-45001-50M	4.5	1
95005-50xxx-3x	95005-50001-30M <95005-50003-30M>	5.0	1 3
95005-50xxx-5x	95005-50001-50M	5.0	1
95005-55xxx-1x	95005-55001-10M <95005-55003-10M> <95005-55008-10M>	5.3	1 3 8
95005-55xxx-2x	95005-55001-20M <95005-55003-20M>	5.3	1 3
95005-55xxx-4x	95005-55001-10M <95005-55003-10M> <95005-55008-10M>	5.3	1 3 8
95005-65xxx-1x	95005-65001-10M <95005-65003-10M>	6.5	1 3
95005-65xxx-2x	95005-65001-20M	6.5	1
95005-70xxx-3x	95005-70001-30M <95005-70003-30M>	7.0	1 3
95005-70xxx-5x	95005-70001-50M	7.0	1
95005-75xxx-1x	95005-75001-10M <95005-75003-10M>	7.3	1 3
95005-75xxx-2x	95005-75001-20M	7.3	1
95005-80xxx-1x	95005-80001-10M <95005-80003-10M>	8.0	1 3
95005-80xxx-2x	95005-80001-20M	8.0	1
95005-80xxx-3x	95005-80001-30M	8.0	1
95005-80xxx-5x	95005-80001-50M	8.0	1
95005-91xxx-3x	95005-91001-30M	12.0	1
95005-91xxx-5x	95005-91001-50M	12.0	1
95005-92xxx-3x	95005-92001-30M	12.0	1
95005-92xxx-5x	95005-92001-50M	12.0	1

NOTE: X is displayed to represent the omitted numerals and letters of the roman alphabet.

⊙ **CAUTION: It is DANGEROUS to confuse the fuel hose with the general purpose hose or vinyl hose.**

Never use a general purpose hose or vinyl hose in place of a fuel hose or vice versa. Always use the correct bulk part in the parts catalogue, according to the service manual or the instructions issued with the bulk part.

• Bulk part number of fuel hose, general purpose hose and vinyl hose.

(Example)

95001-75001-50M

Bulk part number: Refers to the bulk part.

Marking code (hose type): (fuel hose and general purpose hose)

Change code (for added hose): (Vinyl hose)

- Indicates number mark or change sequence, however, the code for the bulk part must be strictly 0 (zero).

Types of code:

- Fuel hose
  - 2: Red outside braid (3 mm inside dia. only)
  - 5: Black inside braid
  - 3: Red (3 mm inside dia. only)
  - 4: Ash gray with red stripe (3 mm inside dia. only)
  - 6: Black
- Vinyl hose
  - 1: Clear
  - 2: Black
  - 3: Light red
  - 6: Light red
  - 7: Pale black
- General hose
  - 1: Ash gray
  - 2: Ash gray
  - 3: Black
  - 5: Black

Lengths: 001: 1 m (standard)  
003: 3 m  
008: 8 m

I.D code: (fuel hose and general purpose hose)

- 30: 3.0 mm
- 35: 3.5 mm
- 45: 4.5 mm
- 50: 5.0 mm
- 55: 5.3 mm, 5.5 mm
- 65: 6.5 mm
- 70: 7.0 mm
- 75: 7.3 mm, 7.5 mm
- 80: 8.0 mm
- 11: 11 mm
- 91: 12 mm (outside dia. 15) mm
- 92: 12 mm (outside dia. 16) mm
- 12: 12 mm (outside dia. 17) mm
- 14: 14 mm
- 17: 17 mm

ID./OD. code: (vinyl hose)

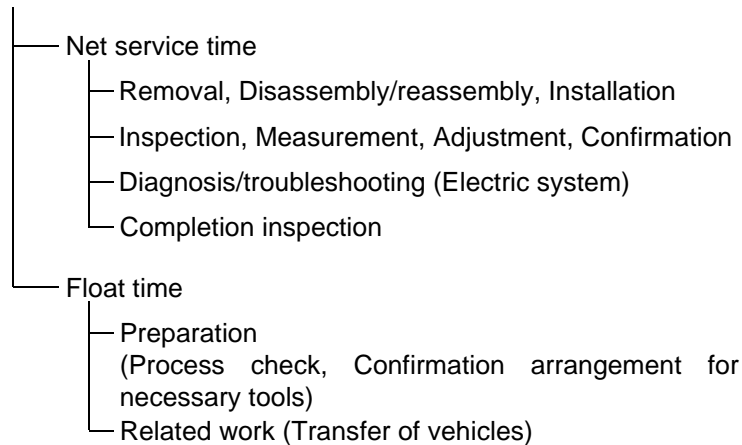
- 01: ID. 2.9, OD. 6.8 mm
- 03: ID. 3.0, OD. 6.0 mm
- 05: ID. 3.5, OD. 6.5 mm
- 07: ID. 4.0, OD. 7.0 mm
- 08: ID. 4.5, OD. 6.5 mm
- 09: ID. 4.5, OD. 8.0 mm
- 12: ID. 5.0, OD. 7.0 mm
- 10: ID. 5.0, OD. 8.0 mm
- 11: ID. 5.0, OD. 9.0 mm
- 14: ID. 6.0, OD. 9.0 mm
- 17: ID. 7.0, OD. 9.0 mm
- 19: ID. 7.0, OD. 11.0 mm
- 21: ID. 8.0, OD. 9.0 mm
- 23: ID. 8.0, OD. 12.0 mm
- 25: ID. 9.0, OD. 11.0 mm
- 27: ID. 9.0, OD. 13.0 mm
- 33: ID. 10.0, OD. 14.0 mm
- 36: ID. 11.0, OD. 13.0 mm
- 37: ID. 11.0, OD. 15.0 mm
- 38: ID. 12.0, OD. 13.0 mm
- 39: ID. 12.0, OD. 14.0 mm
- 40: ID. 12.0, OD. 16.0 mm
- 43: ID. 13.0, OD. 15.0 mm
- 45: ID. 14.0, OD. 18.0 mm
- 50: ID. 16.0, OD. 19.0 mm
- 55: ID. 17.5, OD. 20.5 mm
- 60: ID. 22.0, OD. 27.0 mm

Hose type: 1: Fuel hose  
3: Vinyl hose  
5: General hose

## FLAT RATE SERVICE TIME

Flat rate service time (FRT) means the standard time required to service a MC, which is listed in this manual to help the dealers control the actual working process and calculate the service charge by using it as a guide.

### FRT setting system



\* Float time is set by multiplying the net service time by a given coefficient.

### Editorial style

The service items shown in the text are listed with the exchange work time for the repair sales parts as the subject. Other representative service items not using repair parts (removal/installation, adjustment, inspection/measuring, and other work) are listed collectively in the list in the preface, classified according to the work.

### FRT setting standard

- Decimal system (in unit of 0.1) is adopted to set FRT as it is convenient to calculate the wage.  
Example: (0.1) → 6 minutes, (0.2) → 12 minutes  
[Labor cost per hour] x [FRT] = [Wage]
- FRT is set with a hand tool.
- Service items and FRT can be subject to change depending on development of tools and service equipment and improvement in service procedure.

**Work procedure**

- As the work procedure is set with the work time according to the method in the separate Service Manual, refer to this Manual as required.
- Work methods permitting servicing in the shortest time still permitting assurance of safe work and product warranty are used for the setting of service items not listed in the Service Manual.
- Work basically is to be performed by one person, and when two or more people are required, setting is done as the total time for the number of people.
- The set value for the technological level of the workers uses a person with three years of experience in the repair of Honda vehicles as the standard.
- Special tools and service equipment used to set FRT are those specified or recommended in Service Manual.

**Service item whose FRT is not presented**

- Accessories and service parts that are not listed to use in this manual.
- Locations with little aging deterioration or breakage during normal use.
- Service work that can be finished by one touch.
- Service work that is seldom done (i.e. extremely small causes of trouble and service frequency).

\* When FRT is not presented, please calculate wages based on appropriate actual work time

**Operation not included of FRT**

- Oil and coolant water draining, Waiting time for warming up operation and etc..
- Additional operation that involves removal/installation of standard exterior equipment.
- Indirect time spent for service by visiting the customer, trade-in, and delivery of a MC.
- Indirect time required for ordering and delivery of parts.
- Cost for grease, adhesive agent, etc. used for service work.

**Explanation of FRT by using an example  
(The example may differ from the actual presented items)**

Ref. No.	L.O.N.	(Relative ref. Number) Description	F.R.T.
②	111118	(1, 3, 4, 7) CAMSHAFT ..... 4.5	②
③	111118A	⑥ • Includes: Valve clearance adjustment Replace rocker arm add ..... 1.0	⑤

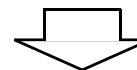
- ① Reference No. of the illustration of part that shows location of the replacement work.
- ② FRT is an abbreviation of Flat Rate Time indicating the standard service time required for the replacement.
- ③ LON is an abbreviation of Labor Operation Number, and it is a classification of the service items by the work unit code.  
  
The same operation code is used regardless of the models.  
  
Standard operation is indicated with 6 digits code, and additional operation is indicated with 7 digits code.
- ④ Indicating the camshaft replacement and FRT4.5.
- ⑤ Indicating FRT1.0 that will be added when additional operation (replace rocker arm) is done in association with camshaft replacement.

- ⑥ Indicating work contents that are included in the service item.
- ⑦ Indicating a reference No. whose operation and time are the same as FRT4.5 for the camshaft.

(The application range is limited to the service items without an LON setting within a same block.)

**How to refer to the service item by using the sample  
(camshaft replacement)**

Open to the page of the block where the camshaft's spare part illustration is shown.



Look for the camshaft illustration, and refer to the service item and FRT that agree with the reference No.



Indication mark for the listing of service items that continues to the following page

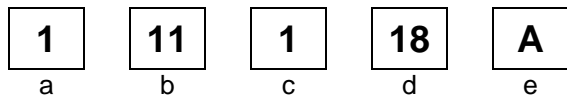
Ref. No.	L.O.N.	(Relative ref. Number) Description	F.R.T.
2	111118	CAMSHAFT .....	4.5
	.	.	.
	.	.	.

+  
Mark indicated at the last line.

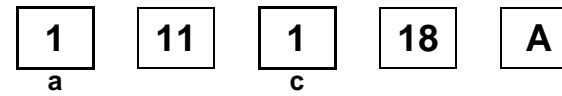
Indication of the block with no setting of FRT

Ref. No.	L.O.N.	(Relative ref. Number) Description	F.R.T.
NO INFORMATION .....			

• LON code system



- a) Category code..... Engine
- b) Location/function code ..... Engine upper
- c) Operation code..... Replace
- d) Operation sequence number (Unit code can be shown with alphabet) ..... camshaft (No regular rule of code)
- e) Additional code ..... replace rocker arm (No regular rule of code)



a) Category codes and classification

Code	Category
1	Engine
2	Transmission
3	Fuel & Exhaust
4	Frame & Body
5	Steering/Suspension
6	Electrical
7	Wheels/Brakes
8	Controls/instrument
9	-
0	-

c) Operation codes and classification

Code	Operation category
1	Replace, Removal/Installation, Change
2	Overhaul
3	Adjust, Balance
4	(Paint-related work: Top-coat)
5	Test, Inspect/diagnose, Measurement, Check
6	(Overhaul-related work: Rebore)
7	(Overhaul-related work: Reseal)
8	(Resurface)
9	(Paint-related work: Refinish)
0	Repair, Cleaning, Air bleeding

Major service items without using spare parts  
Removal/Installation, Adjustment, Inspection/Measurement, Other work

[ E: Engine, F: Frame ]

**\* OPERATIONS OTHER THAN REPLACING PARTS**

**• Removal/installation**

Set for the configuration with the parts removed from the vehicle.

	LON	DESCRIPTION	FRT
E	1101E5	<b>TILTING ENGINE ASSEMBLY-REMOVAL/INSTALLATION</b> INCLUDES: All necessary adjustment	2.6
	3111D5	<b>THROTTLE BODY ASSEMBLY-REMOVAL/INSTALLATION</b>	0.5
	1101E6	<b>CRANKCASE SEPARATION</b> INCLUDES: Engine removal and installation	4.6

**• Adjustment**

	LON	DESCRIPTION	FRT
E	2123A0	<b>CLUTCH-ADJUSTMENT</b> INCLUDES: Clutch lever adjustment	0.1
	6143A1	<b>SPARK PLUG-ADJUSTMENT/CLEANING</b>	0.1
	1113A0	<b>VALVE CLEARANCE-ADJUSTMENT</b> NOTE: For 1 vehicle	0.6
F	6163A0	<b>HEADLIGHT-AIMING</b>	0.1
	2133A0	<b>DRIVE CHAIN-ADJUSTMENT</b>	0.1
	7113A1	<b>REAR BRAKE-ADJUSTMENT</b> EXCLUDES: Rear brake shoe adjustment	0.1
	3113A3	<b>THROTTLE OPERATION-ADJUSTMENT</b>	0.1

**• Inspection/Measurement**

	LON	DESCRIPTION	FRT
E	1115A0	<b>COMPRESSION PRESSURE-MEASUREMENT</b>	0.2
	6145A0	<b>IGNITION TIMING-INSPECTION</b>	0.2
F	6105A0	<b>BATTERY-CHARGE</b> INCLUDES: In case of open type battery, checking electrolyte level and charge.	0.2

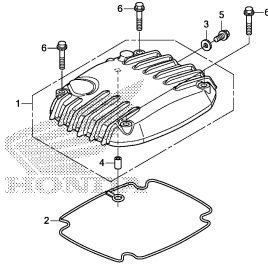
**• Other work**

	LON	DESCRIPTION	FRT
E	1130A1	<b>OIL FILTER SCREEN-CLEANING</b>	0.4
F	7110A0	<b>FRONT BRAKE-AIR BLEEDING</b>	0.2

# ENGINE GROUP

E-1

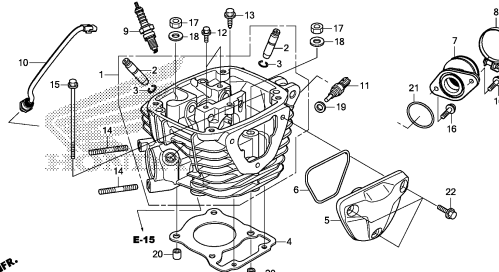
CYLINDER HEAD COVER



K793E0100

E-2

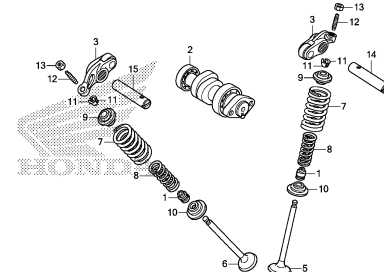
CYLINDER HEAD



K793E0200

E-3

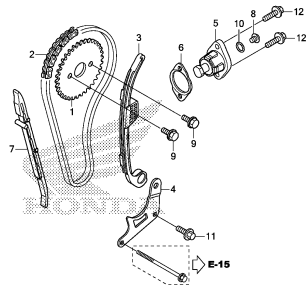
CAMSHAFT/VALVE



K793E0300

E-4

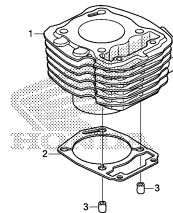
CAM CHAIN/TENSIONER



K793E0400

E-5

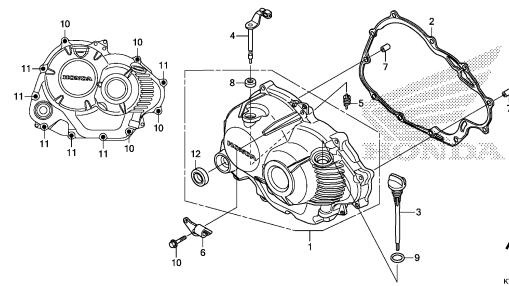
CYLINDER



K793E0500

E-6

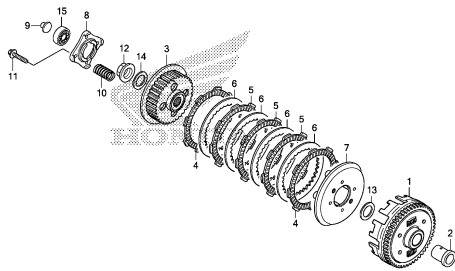
RIGHT CRANKCASE COVER



K793E0600

E-8

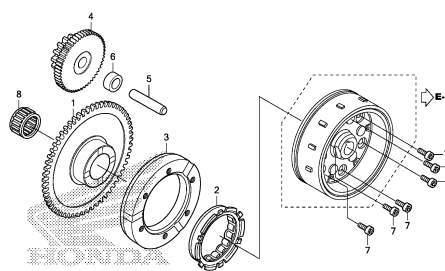
CLUTCH



K793E0800

E-9

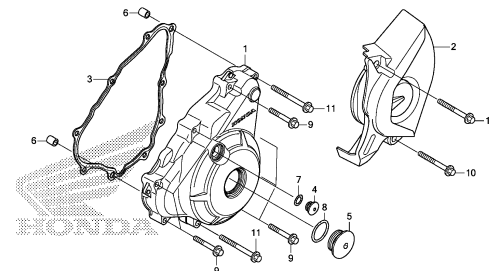
STARTING CLUTCH



K793E0900

E-10

LEFT CRANKCASE COVER

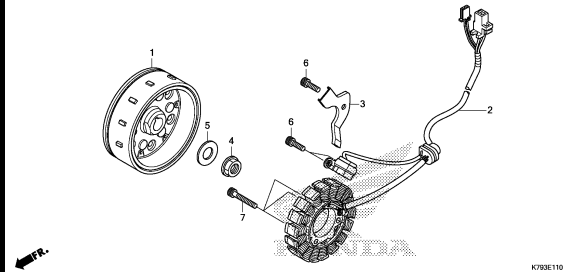


K793E1000

# ENGINE GROUP

E-11

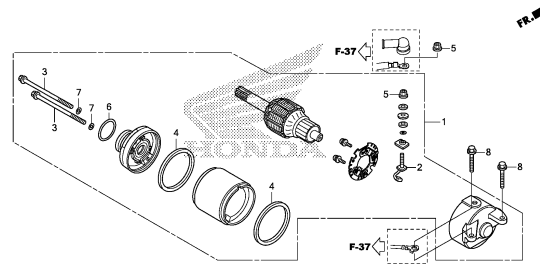
GENERATOR



K793E1100

E-13

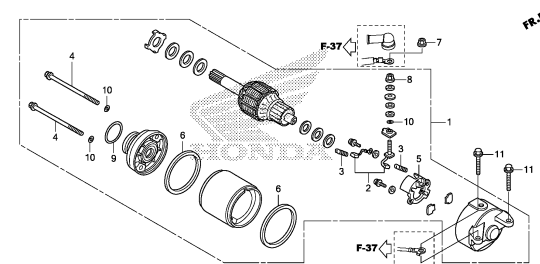
STARTER MOTOR(XR190L)



K793E1300

E-13-1

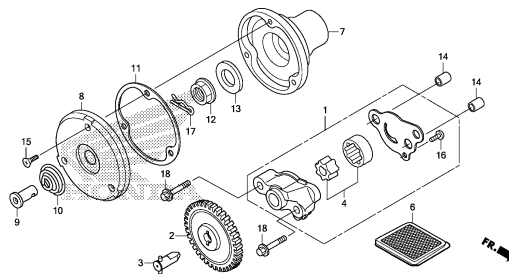
STARTER MOTOR(XR190CT)



K793E1301

E-14

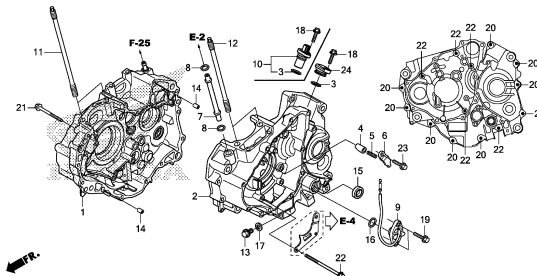
OIL PUMP



K793E1400

E-15

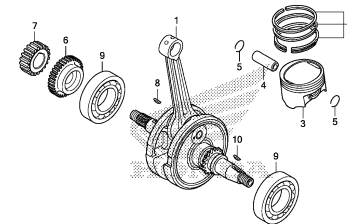
CRANKCASE



K793E1500

E-16

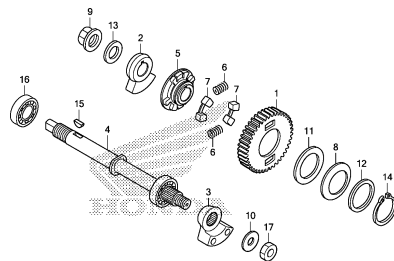
CRANKSHAFT/PISTON



K793E1600

E-16-10

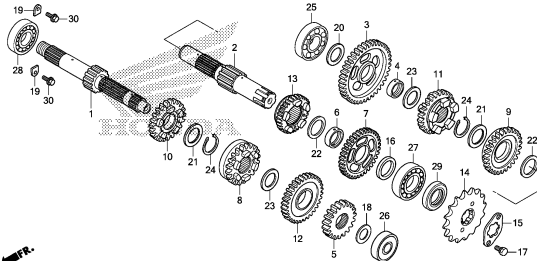
BALANCER SHAFT



K793E1610

E-17

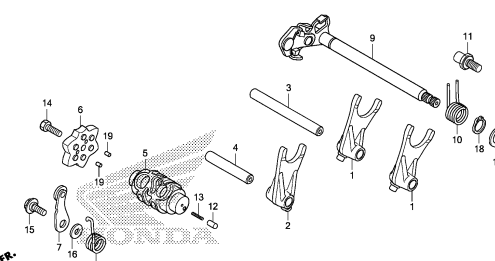
TRANSMISSION



K793E1700

E-19

GEARSHIFT DRUM



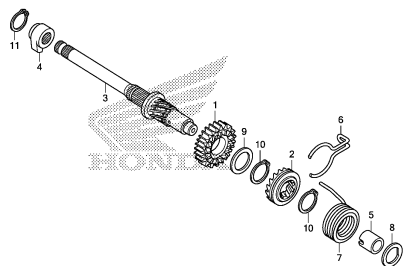
K793E1900

2

# ENGINE GROUP

E-20

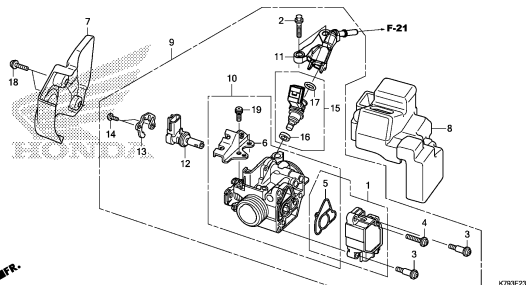
KICK STARTER SPINDLE



KY70E2000

E-23

THROTTLE BODY



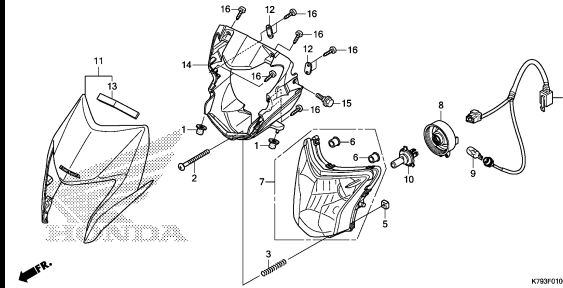
KY70E2300

2

# FRAME GROUP

F-1

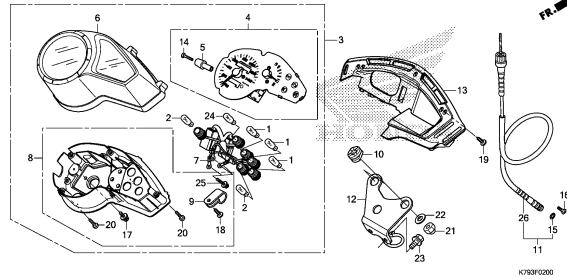
HEADLIGHT



K793F0100

F-2

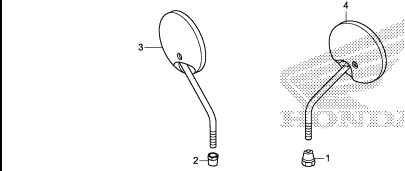
METER



K793F0200

F-3

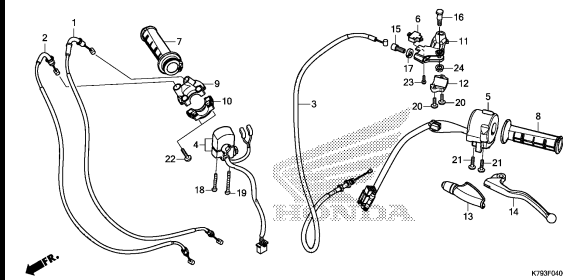
MIRROR



K793F0300

F-4

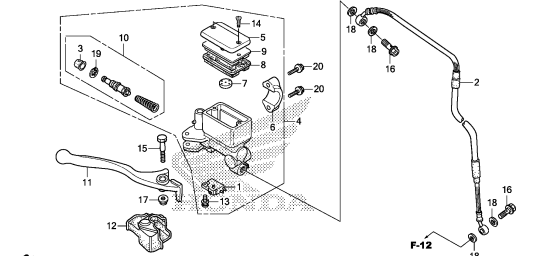
HANDLE LEVER/SWITCH/CABLE



K793F0400

F-5

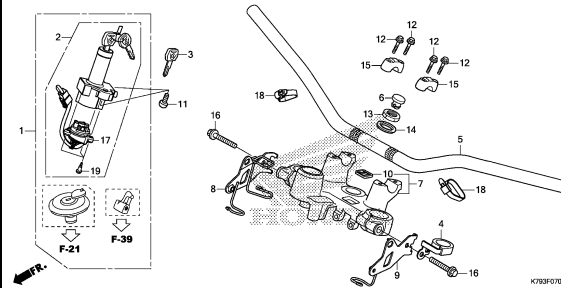
FRONT BRAKE MASTER CYLINDER



K793F0500

F-7

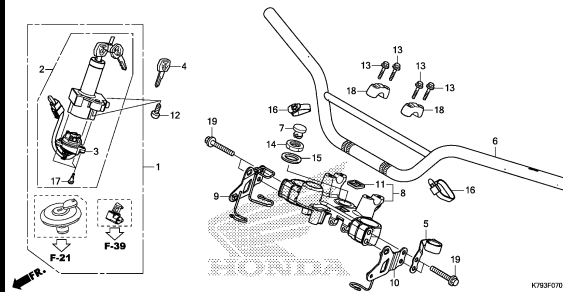
HANDLE PIPE/TOP BRIDGE(XR190L)



K793F0700

F-7-1

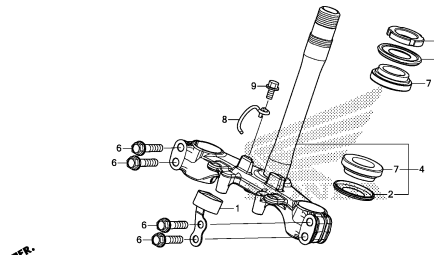
HANDLE PIPE/TOP BRIDGE(XR190CT)



K793F0701

F-9

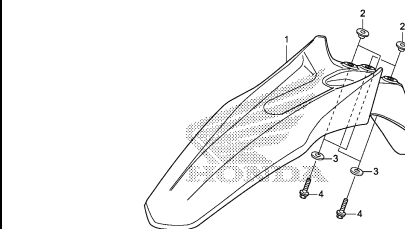
STEERING STEM



K793F0900

F-10

FRONT FENDER



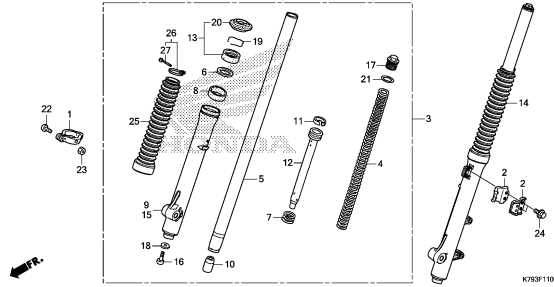
K793F1000

3

# FRAME GROUP

F-11

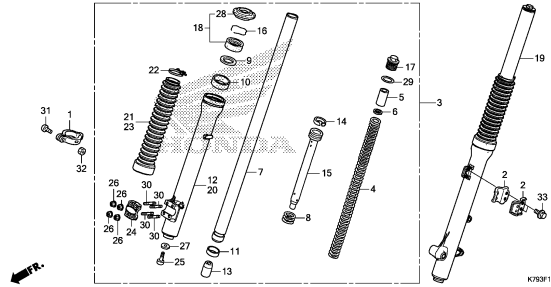
FRONT FORK(XR190L)



K793F1100

F-11-1

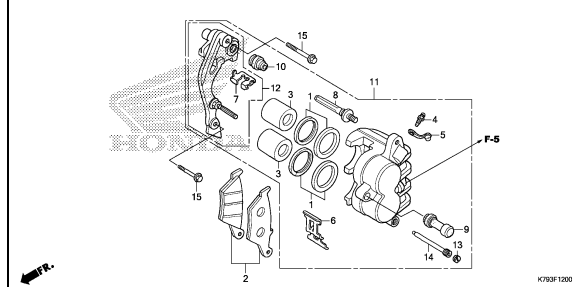
FRONT FORK(XR190CT)



K793F1101

F-12

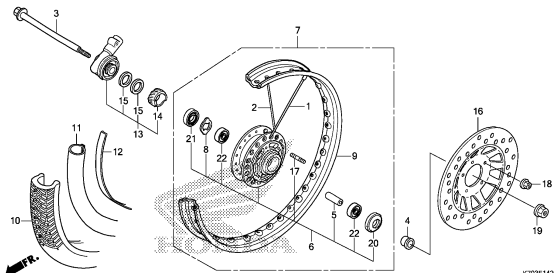
FRONT BRAKE CALIPER



K793F1200

F-14-20

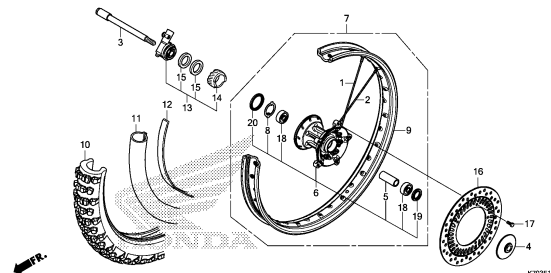
FRONT WHEEL(XR190L)



K793F1420

F-14-21

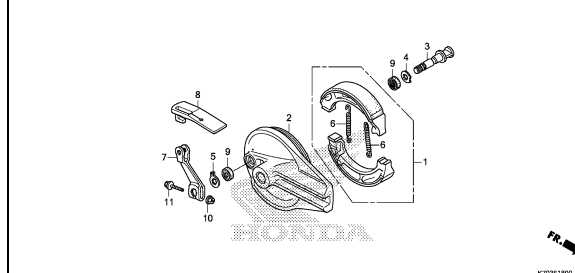
FRONT WHEEL(XR190CT)



K793F1421

F-18

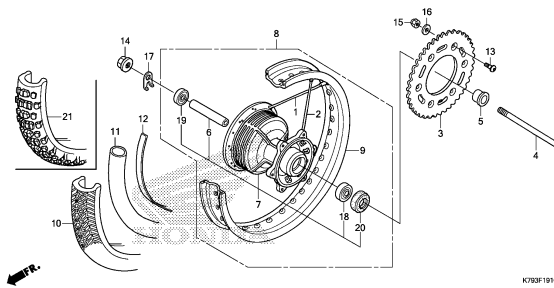
REAR BRAKE PANEL



K793F1800

F-19-10

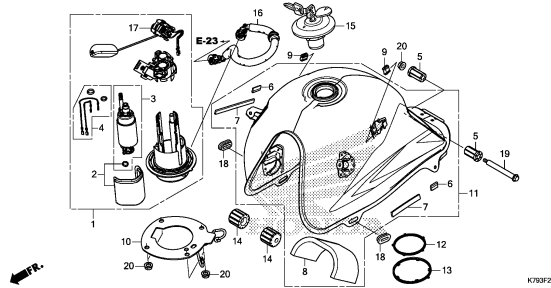
REAR WHEEL



K793F1910

F-21

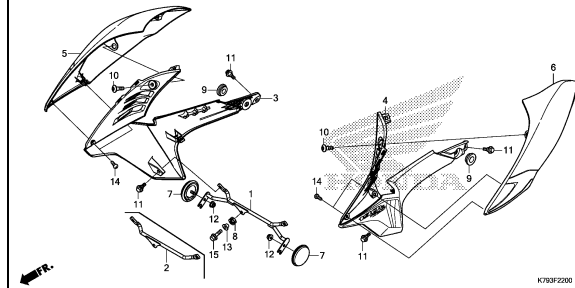
FUEL TANK



K793F2100

F-22

SHROUD

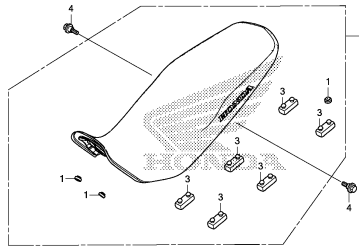


K793F2200

# FRAME GROUP

F-23

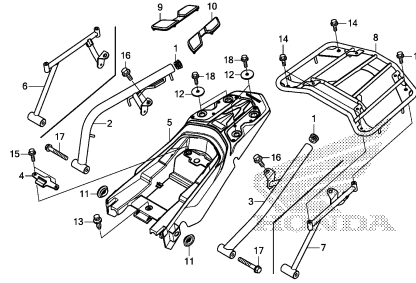
SEAT



K793F2300

F-23-10

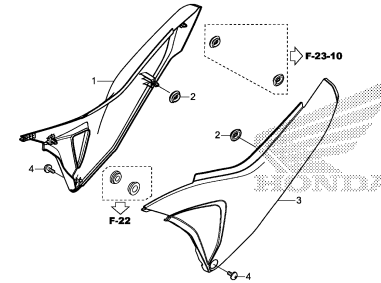
REAR COWL



K793F2310

F-24

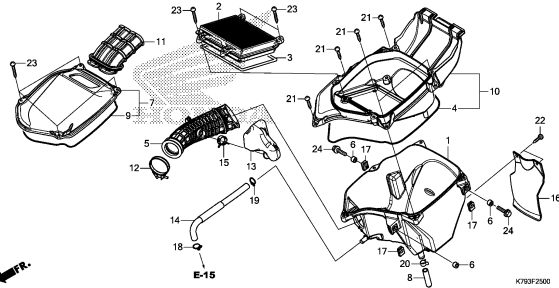
SIDE COVER



K793F2400

F-25

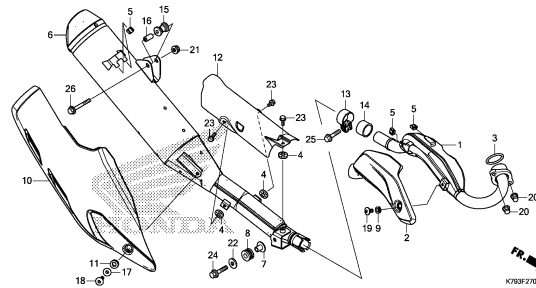
AIR CLEANER



K793F2500

F-27

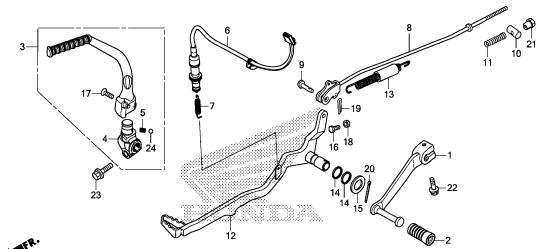
EXHAUST MUFFLER



K793F2700

F-29

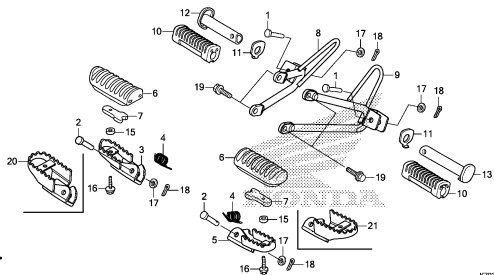
PEDAL



K793F2900

F-30

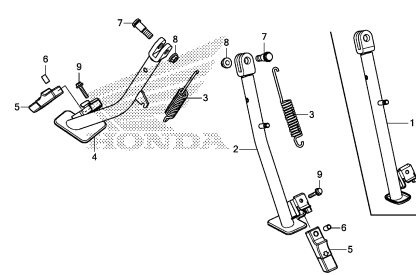
STEP



K793F3000

F-31

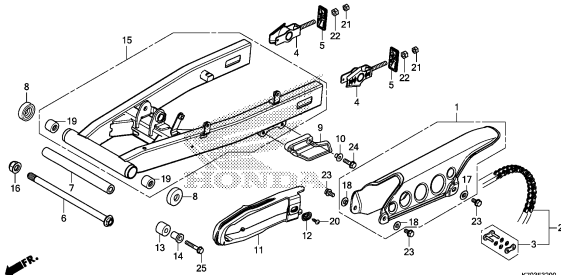
STAND



K793F3100

F-32

SWINGARM



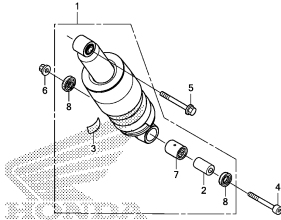
K793F3200



# FRAME GROUP

F-33

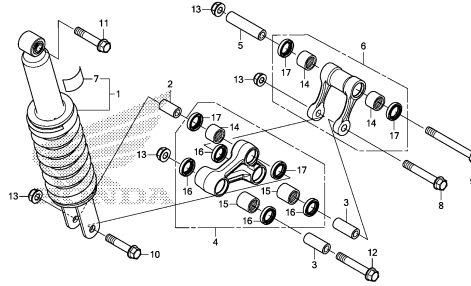
REAR CUSHION(XR190L)



K793F3300

F-33-1

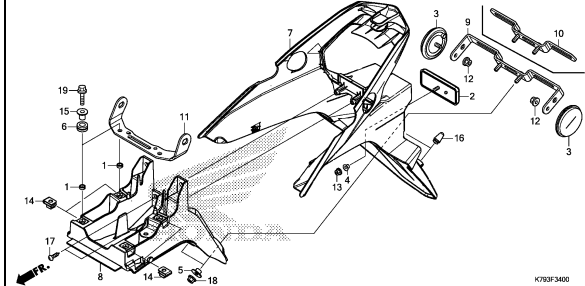
REAR CUSHION(XR190CT)



K793F3301

F-34

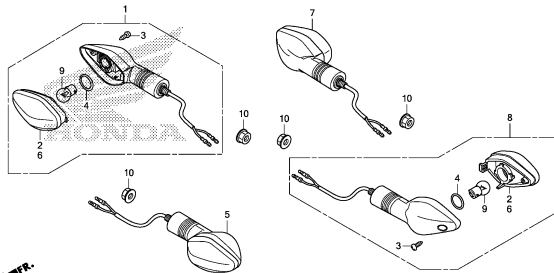
REAR FENDER



K793F3400

F-35

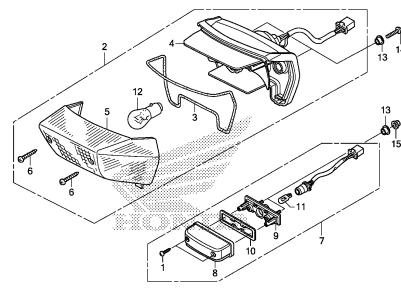
WINKER



K793F3500

F-36

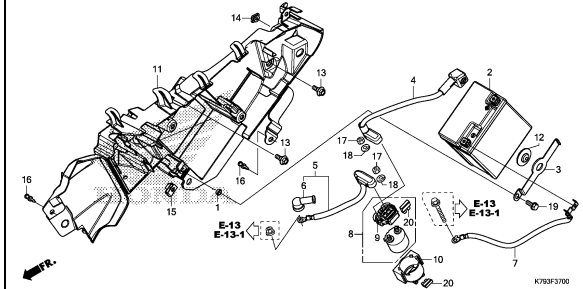
TAILLIGHT



K793F3600

F-37

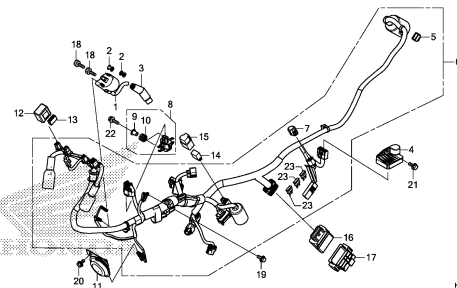
BATTERY



K793F3700

F-38

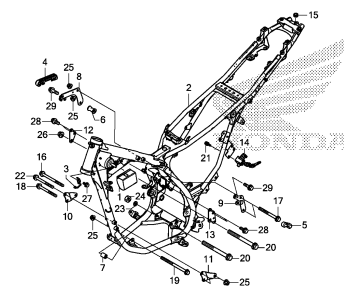
WIRE HARNESS



K793F3800

F-39

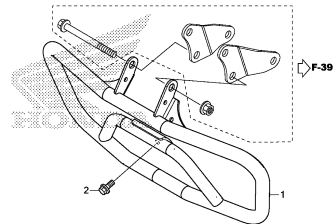
FRAME BODY



K793F3900

F-39-20

ENGINE GUARD

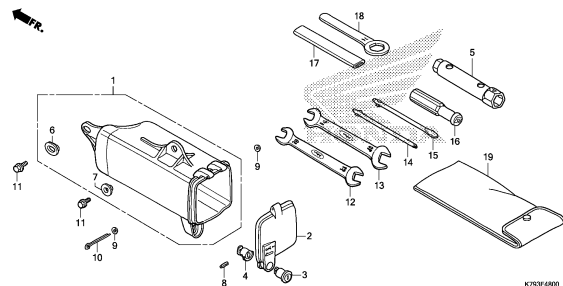


K793F3920

# FRAME GROUP

F-48

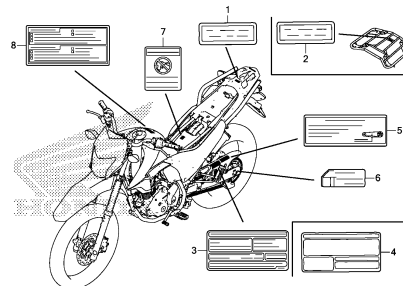
TOOLS



K793F4800

F-49

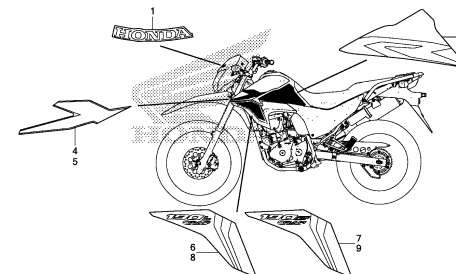
CAUTION LABEL



K793F4900

F-50

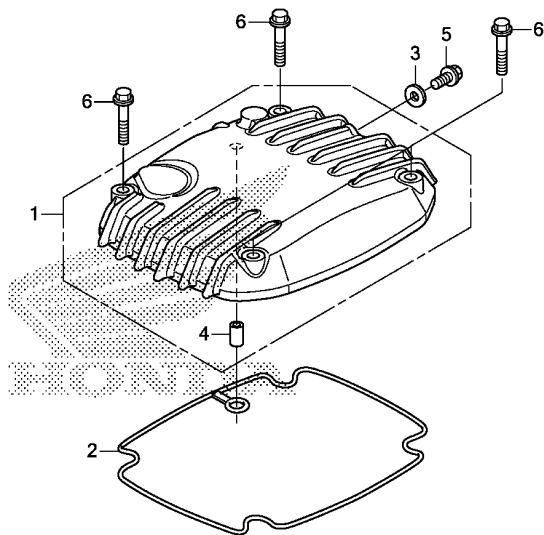
MARK/STRIPE



K793F5000

E-1

CYLINDER HEAD COVER



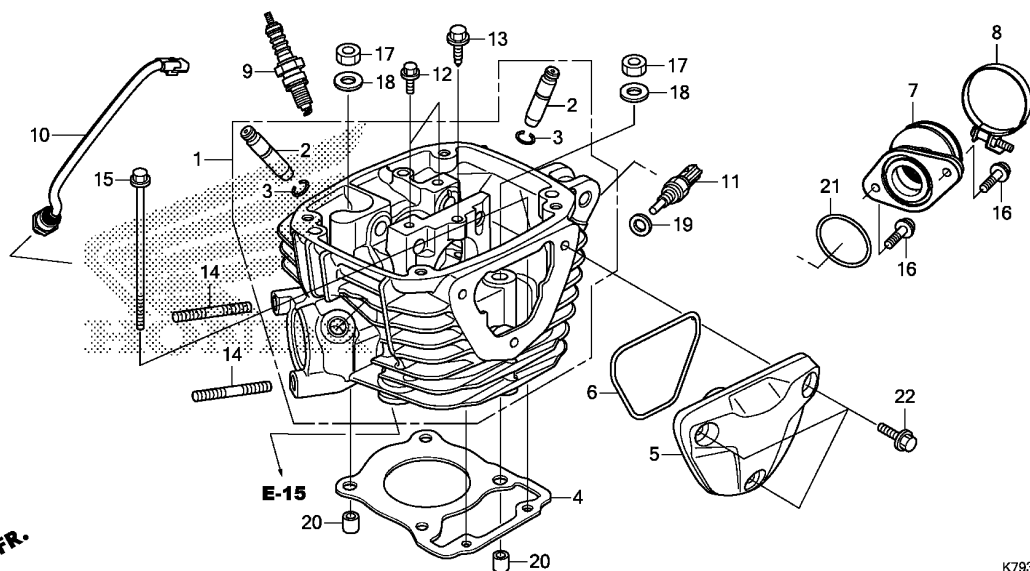
K793E0100

Ref. No.	L.O.N.	(Relative ref. Number) Description	F.R.T.
1	1111C4	COVER, CYLINDER HEAD .....	0.4
2	1111D2	GASKET, CYLINDER HEAD COVER ..	0.4

Ref. No.	Part No.	Description	Reqd. QTY		Serial No.	Parts catalogue code
			XR190 L H	CT H		
1	12310-K70-600	COVER COMP., CYLINDER HEAD ..	1	1		
2	12391-KRE-G02	GASKET, HEAD COVER .....	1	1		
3	90463-KRM-840	WASHER, SEALING, 6.2X12X1.2 ..	1	1		
4	94301-07120	PIN A, DOWEL, 7X12 .....	1	1		
5	96001-06012-00	BOLT, FLANGE, 6X12 .....	1	1		
6	96001-06035-00	BOLT, FLANGE, 6X35 .....	4	4		

# E-2

# CYLINDER HEAD



K793E0200

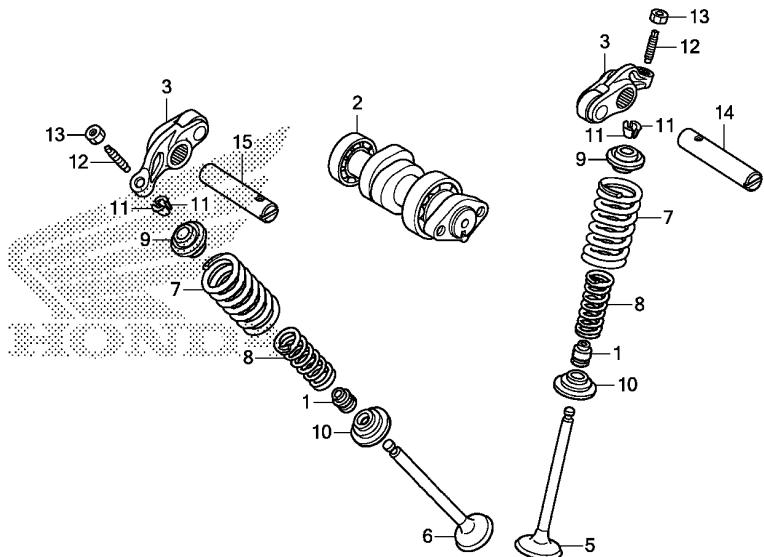
Ref. No.	L.O.N.	(Relative ref. Number) Description	F.R.T.
1	111106	HEAD, CYLINDER ..... .INCLUDES: Valve adjust and reface	2.8
2	1111L9	GUIDE, INTAKE VALVE(ONE) ..... .INCLUDES: Reaming .INCLUDES: Valve adjust and reface	2.9
	1111M0	GUIDE, EXHAUST VALVE(ONE) .... .INCLUDES: Reaming .INCLUDES: Valve adjust and reface	2.9
	1111M9	GUIDE, VALVE :FOR 1 VEHICLE .. .INCLUDES: Reaming .INCLUDES: Valve adjust and reface	3.2
4	111115	GASKET, CYLINDER HEAD ..... (6)	2.1
5	1111C5	COVER, CYLINDER HEAD :LEFT ... (21)	0.2
7	311131	INSULATOR, THROTTLE BODY/ CARBURETOR .....	0.5
9	614130	PLUG, SPARK .....	0.1
10	617121	SENSOR, OXYGEN .....	0.2
11	617151	SENSOR, OIL TEMPERATURE .....	0.2

Ref. No.	Part No.	Description	Reqd. QTY		Serial No.	Parts catalogue code
			XR190 L H	CT H		
1	12200-K79-E00	HEAD COMP., CYLINDER .....	1	1		
2	12204-KRE-P00	GUIDE, VALVE(O.S.) .....	2	2		
3	12213-KTT-900	CLIP, VALVE GUIDE .....	2	2		
4	12251-K70-601	GASKET, CYLINDER HEAD .....	1	1		
	12252-K70-600	GASKET, CYLINDER HEAD(O.S.) ..	(1)	(1)		
5	12341-K70-600	COVER, CYLINDER HEAD L. SIDE	1	1		
6	12395-KRE-G00	O-RING, 72.8X2.0 .....	1	1		
7	16210-K79-E00	INSULATOR COMP., THROTTLE BODY	1	1		
8	16219-K68-900	BAND, INSULATOR .....	1	1		
9	31916-KRM-841	PLUG, SPARK(CPR8EA-9)(NGK) ..	1	1		
10	36532-K79-E01	SENSOR, OXYGEN(NGK) .....	1	1		
11	37750-KPH-701	SENSOR ASSY., THERMOSTAT OIL (PANASONIC)	1	1		
12	90002-KRM-840	BOLT, FLANGE, 5X14 .....	2	2		
13	90014-KRE-G00	BOLT, SPECIAL, 6X21 .....	1	1		
14	90035-KRM-840	BOLT, STUD, 8X22 .....	2	2		
15	90036-KRE-G00	BOLT, FLANGE, 6X110 .....	2	2		
16	90091-KRM-840	BOLT, FLANGE SOCKET, 6X22 ...	2	2		
17	90201-KRE-G00	NUT, LOCK, 9MM .....	4	4		
18	90404-KRE-G00	WASHER, 9.2X19X2.3 .....	4	4		
19	90441-GGC-900	WASHER, SEALING, 10MM .....	1	1		
20	90701-KRE-G00	DOWEL PIN, SPECIAL, 10X12 ...	2	2		
21	91304-KRM-840	O-RING, 33.5X3.0 .....	1	1		
22	96001-06022-00	BOLT, FLANGE, 6X22 .....	3	3		



E-3

CAMSHAFT/VALVE



FR.

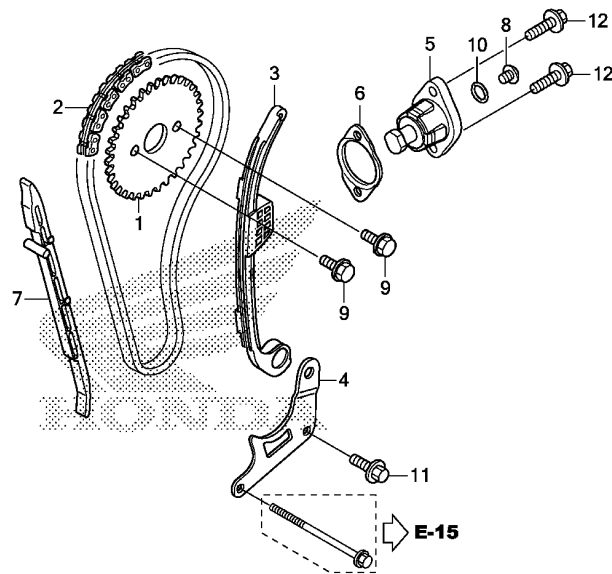
K793E0300

Ref. No.	L.O.N.	(Relative ref. Number) Description	F.R.T.
2	111118	CAMSHAFT ..... .INCLUDES: Valve adjustment (14,15)	0.9
3	1111K8	ARM, INTAKE VALVE ROCKER(ONE) .INCLUDES: Valve adjustment	0.9
	1111K9	ARM, EXHAUST VALVE ROCKER(ONE) .INCLUDES: Valve adjustment	0.9
	1111L8	ARM, VALVE ROCKER :FOR 1 VEHICLE .....	0.9
		.INCLUDES: Valve adjustment	
5	1111N0	VALVE, INTAKE(ONE) .....	2.4
		.INCLUDES: Refacing	
6	1111N1	VALVE, EXHAUST(ONE) .....	2.4
		.INCLUDES: Refacing	
	1111P0	VALVE :FOR 1 VEHICLE .....	2.6
		.INCLUDES: Refacing (1,8,9,10,11)	
7	1111P2	INTAKE VALVE SPRING AND/OR STEM SEAL(ONE) .....	2.2
	1111P3	EXHAUST VALVE SPRING AND/OR STEM SEAL(ONE) .....	2.2
	1111Q2	VALVE SPRING AND/OR STEM SEAL :FOR 1 VEHICLE .....	2.4

Ref. No.	Part No.	Description	Reqd. QTY		Serial No.	Parts catalogue code
			XR190			
			L	CT		
			H	H		
1	12209-GB4-682	SEAL, VALVE STEM(ARAI) .....	2	2		
2	14100-K79-E00	CAMSHAFT COMP. ....	1	-		
	14100-K79-E20	.....	-	1		
3	14430-K79-E00	ARM COMP., VALVE ROCKER .....	2	2		
5	14711-K70-600	VALVE, IN. ....	1	1		
6	14721-K70-600	VALVE, EX. ....	1	1		
7	14751-K70-600	SPRING, VALVE OUTER .....	2	2		
8	14761-K70-600	SPRING, VALVE INNER .....	2	2		
9	14771-KRE-600	RETAINER, VALVE SPRING .....	2	2		
10	14777-KRE-600	SEAT, VALVE SPRING .....	2	2		
11	14781-MA6-000	COTTER, VALVE .....	4	4		
12	90012-KK3-830	SCREW, TAPPET ADJUSTING .....	2	2		
13	90206-250-000	NUT, TAPPET ADJUSTING .....	2	2		
14	14451-K68-900	SHAFT, IN. ROCKER ARM .....	1	1		
15	14452-K68-900	SHAFT, EX. ROCKER ARM .....	1	1		

# E-4

# CAM CHAIN/TENSIONER



Ref. No.	L.O.N.	(Relative ref. Number) Description	F.R.T.
1	1111Q4	SPROCKET, CAM .....	0.7
2	110140	CHAIN, CAM .....	1.2
3	111130	TENSIONER, CAM CHAIN .....	1.1
5		(6)	
	111133	LIFTER, TENSIONER .....	0.2
7	111139	GUIDE, CAM CHAIN .....	2.1

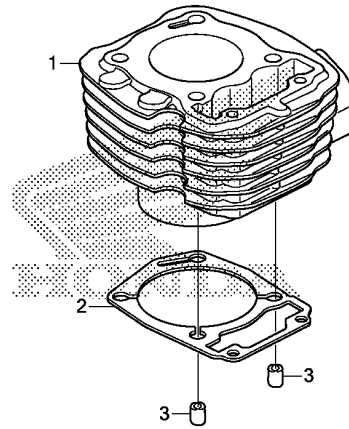
K793E0400

Ref. No.	Part No.	Description	Reqd. QTY		Serial No.	Parts catalogue code
			XR190 L CT H H			
1	14321-KRM-840	SPROCKET, CAM(34T) .....	1	1		
2	14401-K70-601	CHAIN, CAM .....	1	1		
3	14510-KRE-600	TENSIONER ASSY., CAM CHAIN ..	1	1		
4	14515-KRE-600	PLATE, TENSIONER SETTING .....	1	1		
5	14520-K70-601	LIFTER ASSY., TENSIONER .....	1	1		
6	14560-KSP-910	GASKET, TENSIONER LIFTER .....	1	1		
7	14611-KRE-600	GUIDE, CAM CHAIN .....	1	1		
8	90005-K15-900	SCREW, PAN, 6X6 .....	1	1		
9	90083-KRM-840	BOLT, KNOCK, 5MM .....	2	2		
10	91306-KRM-840	O-RING, 1.5X9.5 .....	1	1		
11	95701-06016-00	BOLT, FLANGE, 6X16 .....	1	1		
12	96001-06022-00	BOLT, FLANGE, 6X22 .....	2	2		



E-5

CYLINDER



FR.

K793E0500

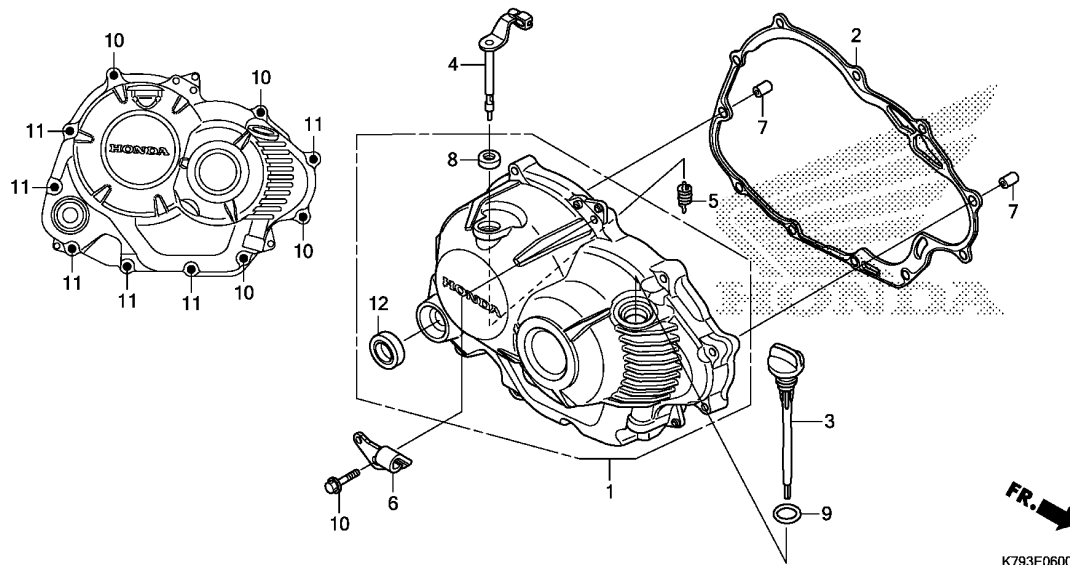
Ref. No.	L.O.N.	(Relative ref. Number) Description	F.R.T.
1	1111A5	CYLINDER .....	2.3
2	111102	GASKET, CYLINDER .....	2.2

Ref. No.	Part No.	Description	Reqd. QTY		Serial No.	Parts catalogue code
			XR190 L H	CT H		
1	12100-K70-600	CYLINDER COMP. ....	1	1		
2	12191-KRE-600	GASKET, CYLINDER .....	1	1		
3	90701-KRE-600	DOWEL PIN, SPECIAL, 10X12 ...	2	2		

2

# E-6

# RIGHT CRANKCASE COVER



Ref. No.	L.O.N.	(Relative ref. Number) Description	F.R.T.
1	110159	COVER, CRANKCASE :RIGHT .....	0.4
2	110158	GASKET, CRANKCASE COVER :RIGHT (5,8)	0.4
4	2121A7	LEVER, CLUTCH .....	0.4
12	112105	OIL SEAL, KICK STARTER SPINDLE	0.4

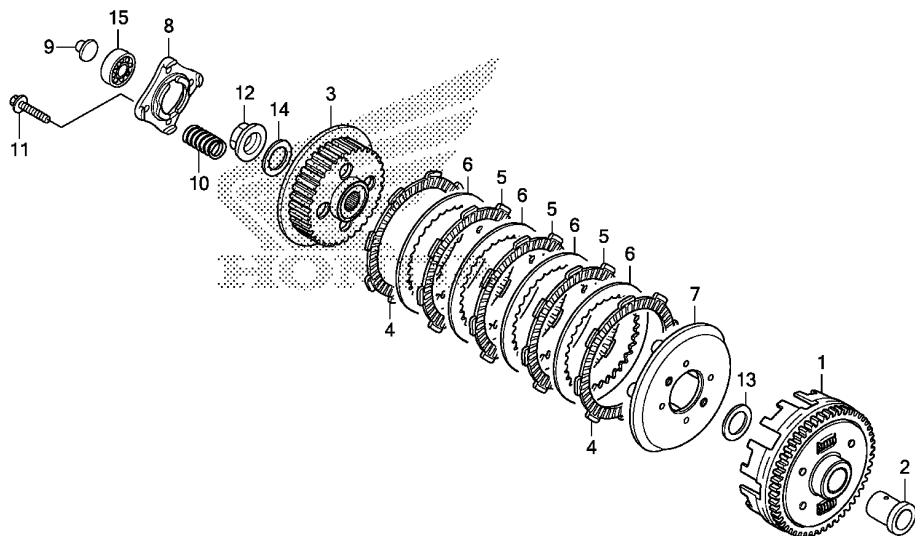
Ref. No.	Part No.	Description	Reqd. QTY		Serial No.	Parts catalogue code
			XR190 L H	CT H		
1	11300-K79-E00	COVER ASSY., R. CRANKCASE ...	1	1		
2	11393-KRE-G01	GASKET, R. COVER .....	1	1		
3	15651-K79-E00	GAUGE, OIL LEVEL .....	1	1		
4	22810-KRE-G00	LEVER COMP., CLUTCH .....	1	1		
5	22815-K70-600	SPRING, CLUTCH LEVER .....	1	1		
6	22821-KRE-G00	RECEIVER, CLUTCH CABLE .....	1	1		
7	90702-KRM-840	DOWEL PIN, 8X14 .....	2	2		
8	91202-KSP-911	OIL SEAL, 12X18X4 .....	1	1		
9	91307-KRM-840	O-RING, 18X3 .....	1	1		
10	96001-06030-00	BOLT, FLANGE, 6X30 .....	5	5		
11	96001-06040-00	BOLT, FLANGE, 6X40 .....	6	6		
12	91204-KSP-911	OIL SEAL, 16X28X7 .....	1	1		





E-8

CLUTCH



FR.

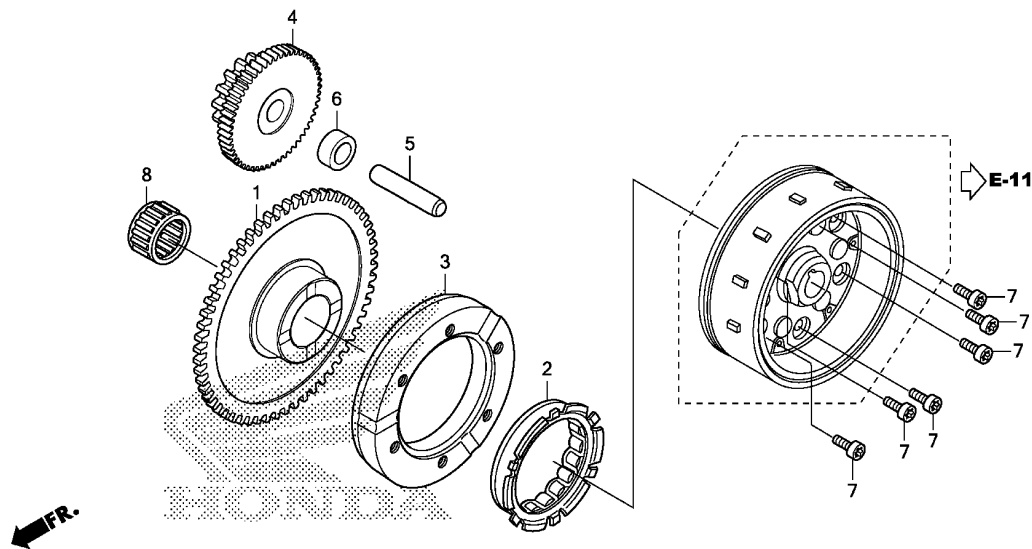
K793E0800

Ref. No.	L.O.N.	(Relative ref. Number) Description	F.R.T.
1	2121A0	OUTER, CLUTCH .....	0.8
3	212112	CENTER, CLUTCH .....	0.8
5	2121A1	(4,6,7) DISC, CLUTCH FRICTION .....	0.8
		.NOTE: Same time for two units or more	
8	2121A4	PLATE, CLUTCH LIFTER .....	0.5
9	2121B6	ROD, CLUTCH LIFTER .....	0.4
10	212107	SPRING, CLUTCH .....	0.5
		.NOTE: Same time for two units or more	
15	2121B4	BEARING, CLUTCH LIFTER .....	0.4

Ref. No.	Part No.	Description	Reqd. QTY		Serial No.	Parts catalogue code
			XR190 L H	CT H		
1	22100-K70-601	OUTER COMP., CLUTCH .....	1	1		
2	22115-KRE-600	GUIDE, CLUTCH OUTER .....	1	1		
3	22120-KTT-900	CENTER, CLUTCH .....	1	1		
4	22201-KRE-601	DISK, CLUTCH FRICTION(F.C.C.) .....	2	2		
5	22201-KTT-900	DISK, CLUTCH FRICTION .....	3	3		
6	22321-KTT-900	PLATE, CLUTCH .....	4	4		
7	22355-KTT-900	PLATE, CLUTCH PRESSURE .....	1	1		
8	22361-KTT-900	PLATE, CLUTCH LIFTER .....	1	1		
9	22366-KRM-840	ROD, CLUTCH LIFTER .....	1	1		
10	22401-K70-601	SPRING, CLUTCH .....	4	4		
11	90008-KTT-900	BOLT, FLANGE, 6X25 .....	4	4		
12	90202-KRM-840	NUT, SPECIAL FLANGE, 14MM .....	1	1		
13	90405-KTT-900	WASHER, PLAIN, 17MM .....	1	1		
14	90501-KPT-A00	WASHER, 14.1X29X2.8 .....	1	1		
15	91013-KTT-901	BEARING, RADIAL BALL, 6003 .....	1	1		

# E-9

# STARTING CLUTCH



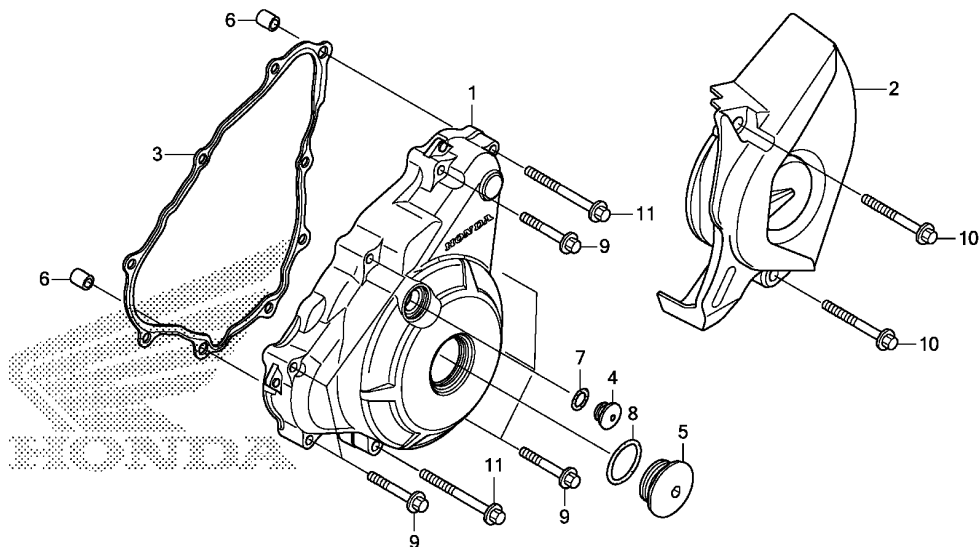
Ref. No.	L.O.N.	(Relative ref. Number) Description	F.R.T.
1		(8)	
612120		GEAR, STARTER DRIVEN .....	0.5
6121A2		CLUTCH, STARTING ONE WAY .....	0.6
612131		OUTER, STARTING CLUTCH .....	0.6
612125		GEAR, STARTER REDUCTION .....	0.5

Ref. No.	Part No.	Description	Reqd. QTY		Serial No.	Parts catalogue code
			XR190 L H	CT H		
1	28110-K70-600	GEAR, STARTER DRIVEN(62T) ...	1	1		
2	28120-K09-C01	CLUTCH, ONE WAY .....	1	1		
	28120-K70-601	.....	-	1		
3	28128-K79-E00	OUTER, STARTING CLUTCH .....	1	1		
4	28131-KRE-G01	GEAR, STARTER REDUCTION (14/60T)	1	1		
5	28132-KN6-930	SHAFT, REDUCTION GEAR .....	1	1		
6	28133-KRM-850	COLLAR, STARTER REDUCTION ...	1	1		
7	90085-KTT-900	BOLT, SOCKET, 6MM .....	6	6		
8	91104-KTT-901	BEARING, NEEDLE, 22X29X16.8 .	1	1		



# E-10

# LEFT CRANKCASE COVER



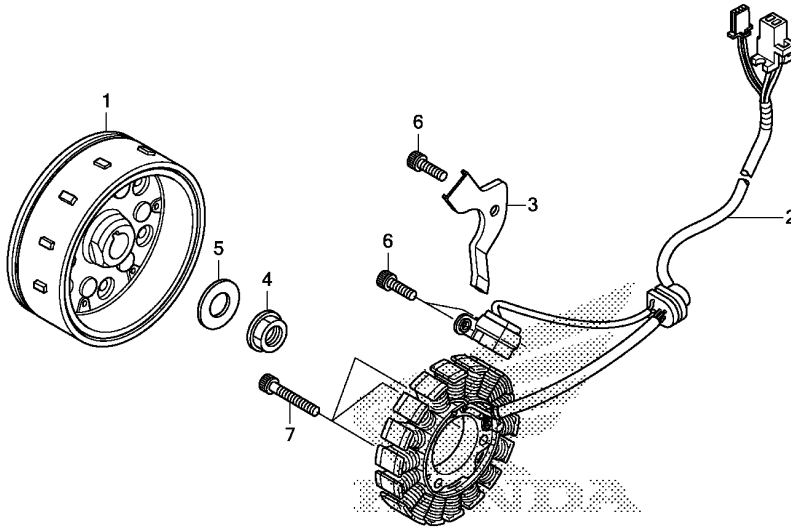
K793E1000

Ref. No.	L.O.N.	(Relative ref. Number) Description	F.R.T.
1	1101A6	COVER, CRANKCASE :LEFT .....	0.5
2	1101B0	COVER, CRANKCASE :LEFT REAR ..	0.1
3	1101A3	GASKET, CRANKCASE COVER :LEFT	0.4

Ref. No.	Part No.	Description	Reqd. QTY		Serial No.	Parts catalogue code
			XR190 L H	CT H		
1	11341-K70-700	COVER, L. CRANKCASE .....	1	1		
2	11360-K79-E00	COVER COMP., L. RR. ....	1	-		
	11360-K79-E20	.....	-	1		
3	11395-KRE-G01	GASKET, L. COVER .....	1	1		
4	90084-KTT-900	CAP, 14MM .....	1	1		
5	90087-K70-700	CAP, 32MM .....	1	1		
6	90702-KRM-840	DOWEL PIN, 8X14 .....	2	2		
7	91303-KRM-840	O-RING, 13.8X2.5 .....	1	1		
8	91305-KRM-840	O-RING, 31.7X2.4 .....	1	1		
9	96001-06035-00	BOLT, FLANGE, 6X35 .....	7	7		
10	96001-06040-00	BOLT, FLANGE, 6X40 .....	2	2		
11	96001-06045-00	BOLT, FLANGE, 6X45 .....	2	2		

# E-11

# GENERATOR



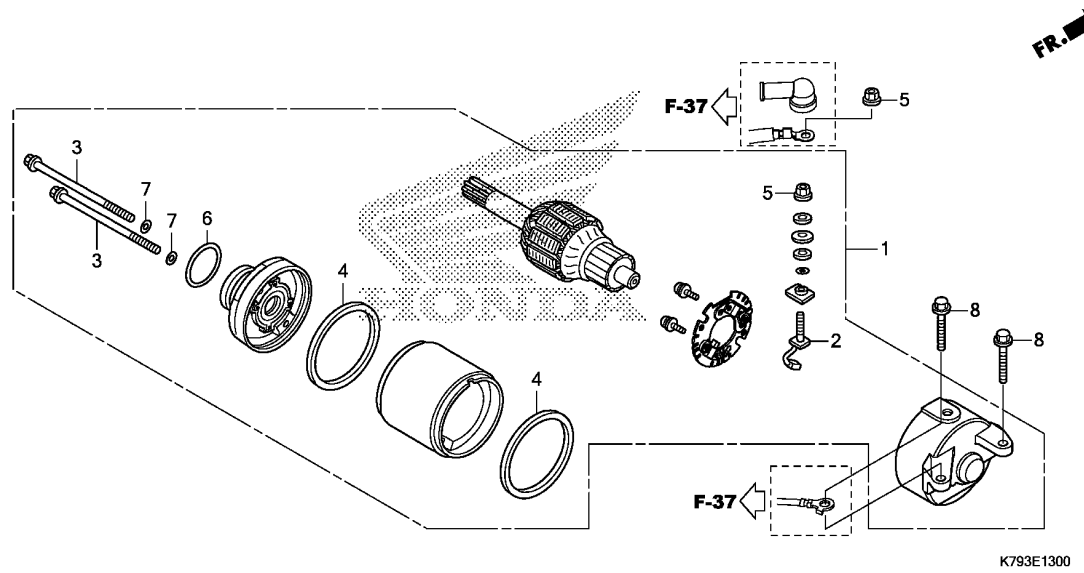
Ref. No.	L.O.N.	(Relative ref. Number) Description	F.R.T.
1	613105	ROTOR OR FLYWHEEL .....	0.6
2	6131A3	STATOR .....	0.7

Ref. No.	Part No.	Description	Reqd. QTY		Serial No.	Parts catalogue code
			XR190 L H	CT H		
1	31110-K79-E01	FLYWHEEL COMP.(MITSUBA) .....	1	-		
	31110-K79-E21	.....	-	1		
2	31120-K79-E01	STATOR COMP.(MITSUBA) .....	1	1		
3	32111-KRE-G00	CLAMPER, A.C. GENERATOR CORD	1	1		
4	90201-KRM-840	NUT, FLANGE, 14MM .....	1	1		
5	90501-KPT-A00	WASHER, 14.1X29X2.8 .....	1	1		
6	96600-06016-00	BOLT, SOCKET, 6X16 .....	3	3		
7	96600-06022-00	BOLT, SOCKET, 6X22 .....	3	3		



# E-13

# STARTER MOTOR(XR190L)

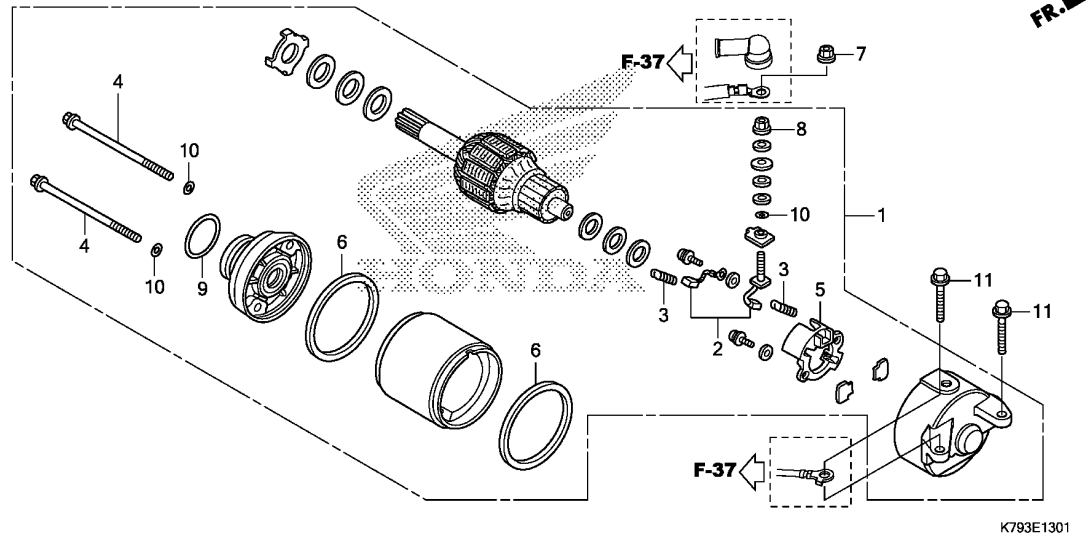


Ref. No.	L.O.N.	(Relative ref. Number) Description	F.R.T.
1	(6)	MOTOR, STARTING .....	0.5
2	(4)	TERMINAL, BRUSH(STARTER) .....	0.7

Ref. No.	Part No.	Description	Reqd. QTY		Serial No.	Parts catalogue code
			XR190	CT		
			L	H		
1	31200-K70-601	MOTOR ASSY., STARTER .....	1	-		
2	31201-K70-601	TERMINAL SET, BRUSH .....	1	-		
3	31205-K70-601	BOLT(M5X71) .....	2	-		
4	31207-K70-601	PACKING .....	2	-		
5	90071-K28-910	NUT-WASHER, 6MM .....	2	-		
6	91309-KYY-931	O-RING, 24.4X3.1 .....	1	-		
7	91320-K70-601	O-RING .....	2	-		
8	95701-06022-00	BOLT, FLANGE, 6X22 .....	2	-		

# E-13-1

# STARTER MOTOR(XR190CT)



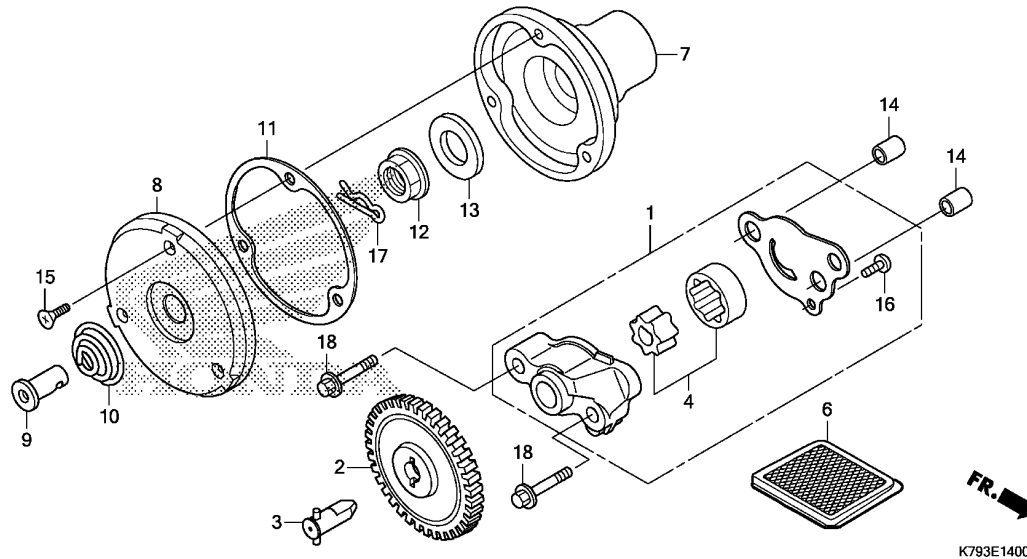
Ref. No.	L.O.N.	(Relative ref. Number) Description	F.R.T.
1		(9)	
612105		MOTOR, STARTING .....	0.5
2		(3,6)	
6121A4		TERMINAL, BRUSH(STARTER) .....	0.7
5		6121A5 HOLDER, BRUSH(STARTER) .....	0.7

Ref. No.	Part No.	Description	Reqd. QTY		Serial No.	Parts catalogue code
			XR190 L H	CT H		
1	31200-K79-E21	MOTOR ASSY., STARTER(MITSUBA)	-	1		
2	31201-K79-E21	TERMINAL SET, BRUSH .....	-	1		
3	31204-KYY-901	SPRING, BRUSH .....	-	2		
4	31205-KYY-901	BOLT, SETTING .....	-	2		
5	31206-KPH-881	HOLDER, BRUSH .....	-	1		
6	31207-KYY-901	RING .....	-	2		
7	90071-K28-910	NUT-WASHER, 6MM .....	-	1		
8	90071-KYY-901	NUT-WASHER, 6MM .....	-	1		
9	91309-KYY-901	O-RING .....	-	1		
10	91320-KYY-901	O-RING .....	-	3		
11	95701-06022-00	BOLT, FLANGE, 6X22 .....	-	2		



# E-14

# OIL PUMP

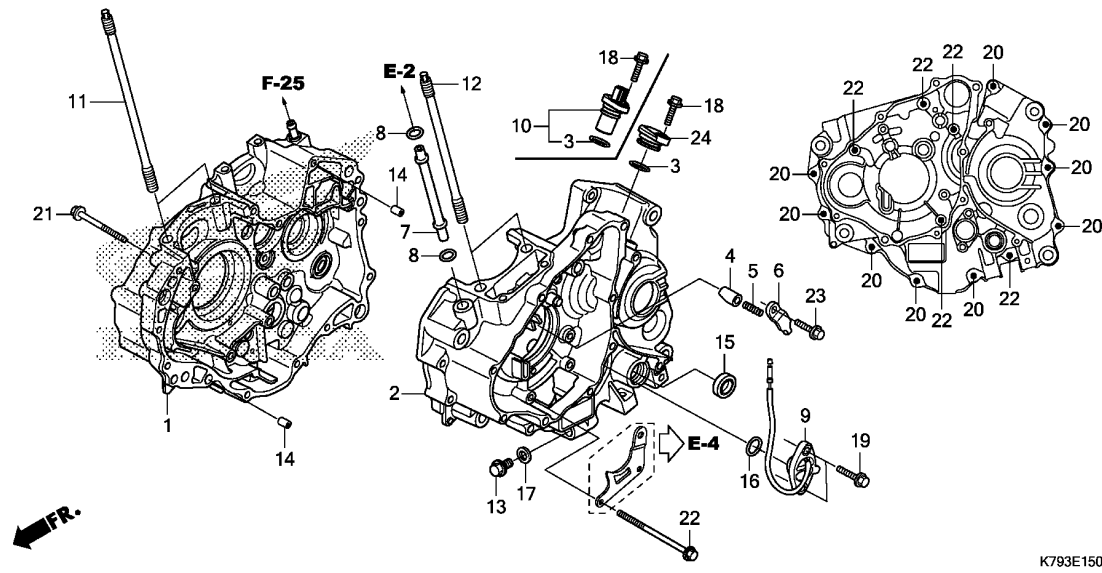


Ref. No.	L.O.N.	(Relative ref. Number) Description	F.R.T.
1		(4) PUMP ASSY., OIL .....	0.5
2	113105	GEAR, OIL PUMP DRIVEN .....	0.4
6	1131B5	SCREEN, OIL FILTER .....	0.4
7	1101L0	ROTOR, OIL FILTER .....	0.5
8	1101L1	CAP, OIL FILTER ROTOR .....	0.5

Ref. No.	Part No.	Description	Reqd. QTY		Serial No.	Parts catalogue code
			XR190 L H	CT H		
1	15100-K79-E00	PUMP ASSY., OIL .....	1	1		
2	15133-KRE-600	GEAR, OIL PUMP DRIVEN(33T) ..	1	1		
3	15135-K70-600	SHAFT COMP., OIL PUMP .....	1	1		
4	15021-HS0-A00	ROTOR SET, OIL PUMP .....	1	1		
6	15421-KSP-910	SCREEN, OIL FILTER .....	1	1		
7	15430-KRE-600	ROTOR, OIL FILTER .....	1	1		
8	15436-KRM-840	CAP, OIL FILTER ROTOR .....	1	1		
9	15441-KCS-650	THROUGH, OIL .....	1	1		
10	15446-107-000	SPRING, OIL THROUGH .....	1	1		
11	15459-KWK-900	GASKET, OIL FILTER CAP .....	1	1		
12	90202-KRM-840	NUT, SPECIAL FLANGE, 14MM ..	1	1		
13	90501-KPT-A00	WASHER, 14.1X29X2.8 .....	1	1		
14	90702-KRM-840	DOWEL PIN, 8X14 .....	2	2		
15	93700-05012-0A	SCREW, OVAL, 5X12 .....	3	3		
16	93901-34120	SCREW, TAPPING, 4X8 .....	1	1		
17	94251-08000	PIN, LOCK, 8MM .....	1	1		
18	95701-06035-00	BOLT, FLANGE, 6X35 .....	2	2		

# E-15

# CRANKCASE



K793E1500

Ref. No.	L.O.N.	(Relative ref. Number) Description	F.R.T.
1	110120	CRANKCASE :RIGHT ..... .INCLUDES: Engine removal and installation	5.6
2	110115	CRANKCASE :LEFT ..... .INCLUDES: Engine removal and installation	5.3
	1101A2	CRANKCASE :BOTH ..... .INCLUDES: Engine removal and installation	6.5
7		(8)	
7	1131A4	PIPE, OIL PATH ..... (16)	2.1
9	6151B8	SWITCH, NEUTRAL ..... (3)	0.4
10	617198	SENSOR, SPEEDOMETER ..... (3)	0.2
15	1101F9	OIL SEAL, GEARSHIFT SPINDLE ..	0.8

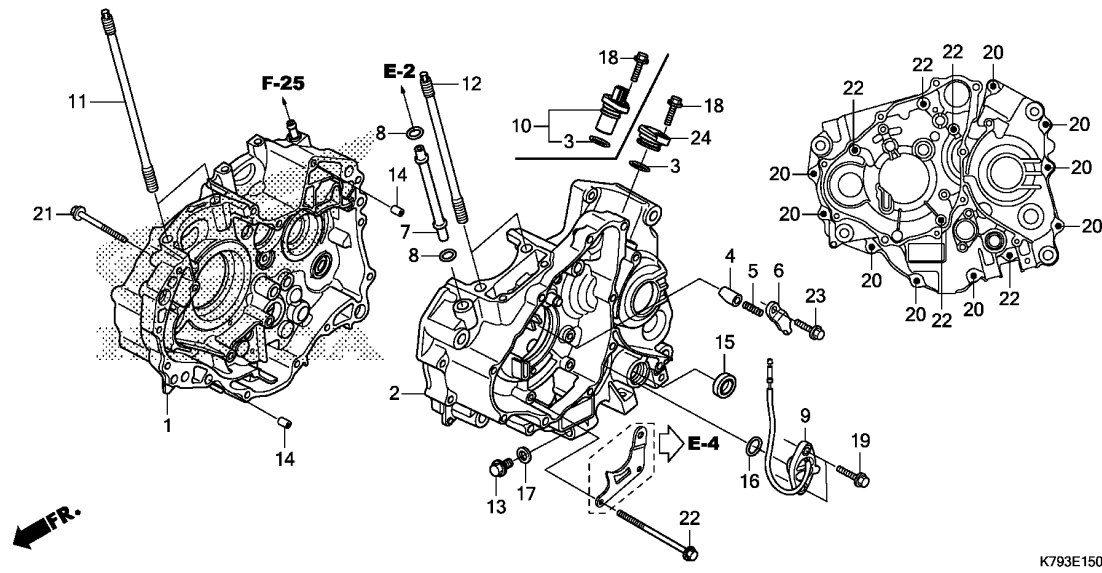
Ref. No.	Part No.	Description	Reqd. QTY		Serial No.	Parts catalogue code
			XR190	CT		
			L	H		
1	11100-K79-E00	CRANKCASE COMP., R. ....	1	1		
2	11200-K79-E00	CRANKCASE COMP., L. ....	1	-		
	11200-K79-E20	.....	-	1		
3	11203-PWA-003	O-RING, 17.8X2.4(NOK) .....	1	1		
4	11215-K79-E00	PLUG, BEARING PUSH .....	1	-		
	11215-K79-E20	.....	-	1		
5	11216-KRM-840	SPRING, BEARING PUSH .....	1	1		
6	11217-K70-600	PLATE, BEARING PUSH .....	1	1		
7	15311-K70-600	PIPE, OIL PATH .....	1	1		
8	15312-K70-600	O-RING, 9.6X2.6 .....	2	2		
9	35759-KRE-G01	CONTACT ASSY., NEUTRAL SWITCH	1	1		
10	37700-KRE-G01	SENSOR ASSY., SPEED(TDK-EPC)	-	1		
11	90031-KRE-G00	BOLT A, CYLINDER STUD, 204.5MM	2	2		
12	90032-KRE-G00	BOLT B, CYLINDER STUD, 168.5MM	2	2		
13	90131-KRM-840	BOLT, DRAIN PLUG, 12MM .....	1	1		
14	90702-KRM-840	DOWEL PIN, 8X14 .....	2	2		
15	91203-KRM-841	OIL SEAL, 14X22X5 .....	1	1		
	91203-KSP-911	OIL SEAL, 14X22X5(ARAI) .....	1	1		
16	91305-KPH-900	O-RING, 19.4X2.3 .....	1	1		
17	94109-12000	WASHER, DRAIN PLUG, 12MM .....	1	1		
18	95701-06018-00	BOLT, FLANGE, 6X18 .....	1	1		
19	95701-06020-00	BOLT, FLANGE, 6X20 .....	2	2		
20	95701-06040-00	BOLT, FLANGE, 6X40 .....	9	9		
21	95701-06045-00	BOLT, FLANGE, 6X45 .....	1	1		
22	95701-06070-00	BOLT, FLANGE, 6X70 .....	6	6		





# E-15

# CRANKCASE



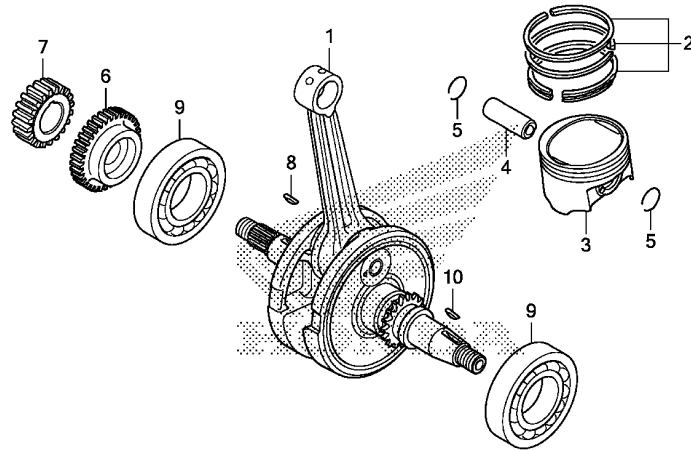
Ref. No.	Part No.	Description	Reqd. QTY		Serial No.	Parts catalogue code
			XR190	L CT H		

23	96001-06016-00	BOLT, FLANGE, 6X16	1	1		
24	11205-K79-E00	CAP, L. CRANKCASE	1	-		

2

# E-16

# CRANKSHAFT/PISTON



K793E1600

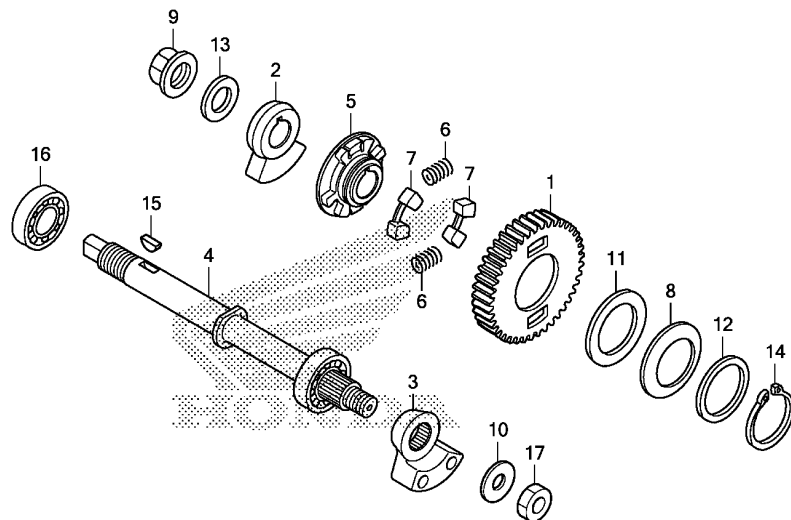
Ref. No.	L.O.N.	(Relative ref. Number) Description	F.R.T.
1	1101B5	CRANKSHAFT ..... .INCLUDES: Engine removal and installation (2,4,5)	4.8
3	111103	PISTON RING AND/OR PISTON(ONE)	2.4
6	110183	GEAR, BALANCER DRIVE .....	0.8
7	211105	GEAR, PRIMARY DRIVE .....	0.8
9	1101B6	BEARING, CRANKSHAFT :LEFT .... .INCLUDES: Engine removal and installation	4.8
	1101B7	BEARING, CRANKSHAFT :RIGHT ... .INCLUDES: Engine removal and installation	5.0
	1101G0	BEARING, CRANKSHAFT :BOTH .... .INCLUDES: Engine removal and installation	5.2

Ref. No.	Part No.	Description	Reqd. QTY		Serial No.	Parts catalogue code
			XR190 L H	CT H		
1	13000-K79-E00	CRANKSHAFT COMP. ....	1	1		
2	13011-K70-600	RING SET, PISTON(STD.) (RIKEN)	1	1		
	13021-K70-600	RING SET, PISTON(0.25) (RIKEN)	(1)	(1)		
	13031-K70-600	RING SET, PISTON(0.50) (RIKEN)	(1)	(1)		
	13041-K70-600	RING SET, PISTON(0.75) (RIKEN)	(1)	(1)		
	13051-K70-600	RING SET, PISTON(1.00) (RIKEN)	(1)	(1)		
3	13101-K70-600	PISTON(STD) .....	1	1		
	13102-K70-600	PISTON(0.25) .....	(1)	(1)		
	13103-K70-600	PISTON(0.50) .....	(1)	(1)		
	13104-K70-600	PISTON(0.75) .....	(1)	(1)		
	13105-K70-600	PISTON(1.00) .....	(1)	(1)		
4	13111-K70-600	PIN, PISTON .....	1	1		
5	13112-KRM-840	CLIP, PISTON PIN, 14MM .....	2	2		
6	13411-K70-600	GEAR, BALANCER DRIVE(41T) ...	1	1		
7	23121-K70-600	GEAR, PRIMARY DRIVE(22T) ....	1	1		
8	90741-KGH-900	KEY, WOODRUFF, 4MM .....	1	1		
9	91001-K79-E01	BEARING, RADIAL BALL, 35X72X15	2	-		
	91001-K79-E21	BEARING, RADIAL BALL, 35X72X15 (FUJIKOSHI)	-	2		
10	90741-KFB-000	KEY, WOODRUFF, 4MM .....	1	1		



# E-16-10

# BALANCER SHAFT



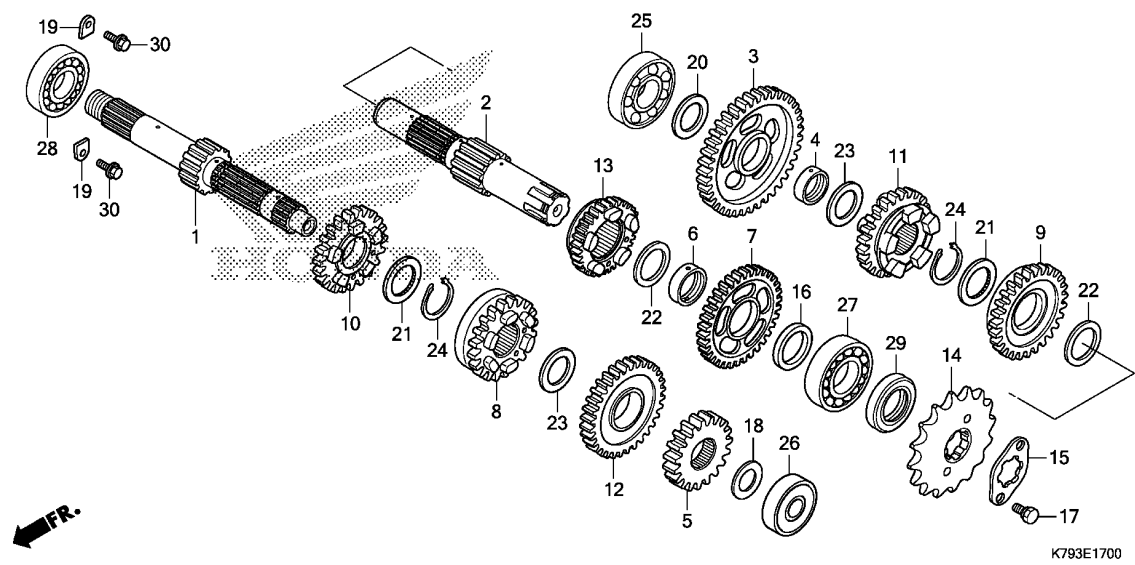
K793E1610

Ref. No.	L.O.N.	(Relative ref. Number) Description	F.R.T.
1		(5,6,7)	
1	1101L5	GEAR, BALANCER DRIVEN .....	0.6
4	110185	SHAFT, BALANCER .....	4.7
		.INCLUDES: Engine removal and installation	
16	1101G4	BEARING, BALANCER SHAFT :RIGHT .....	4.9
		.INCLUDES: Engine removal and installation	

Ref. No.	Part No.	Description	Reqd. QTY		Serial No.	Parts catalogue code
			XR190 L H	CT H		
1	13422-K70-600	GEAR, BALANCER DRIVEN(41T) ..	1	1		
2	13423-K70-600	WEIGHT A, BALANCER .....	1	1		
3	13424-K70-600	WEIGHT B, BALANCER .....	1	1		
4	13425-K70-600	SHAFT COMP., BALANCER .....	1	1		
5	13426-K70-600	BUSH, BALANCER DRIVEN GEAR ..	1	1		
6	13427-KTT-900	SPRING, DAMPER .....	2	2		
7	13428-K70-600	RUBBER, DAMPER .....	2	2		
8	13538-KTT-900	SPRING, THRUST .....	1	1		
9	90202-KRM-840	NUT, SPECIAL FLANGE, 14MM ...	1	1		
10	90401-KRE-600	WASHER, 12.2X24X2.6 .....	1	1		
11	90403-KTT-900	WASHER, 28.1X45X1.4 .....	1	1		
12	90458-KRE-600	WASHER, THRUST, 28.2X36X1.0 ..	1	1		
13	90501-KPT-A00	WASHER, 14.1X29X2.8 .....	1	1		
14	90604-KTT-900	CIRCLIP, EXTERNAL, 28 .....	1	1		
	94510-28000	CIRCLIP, EXTERNAL, 28MM .....	1	1		
15	90741-KGH-900	KEY, WOODRUFF, 4MM .....	1	1		
16	91004-K70-601	BEARING, RADIAL BALL, 6202 SPL	1	1		
17	94002-12200-0S	NUT, HEX., 12MM .....	1	1		

E-17

TRANSMISSION



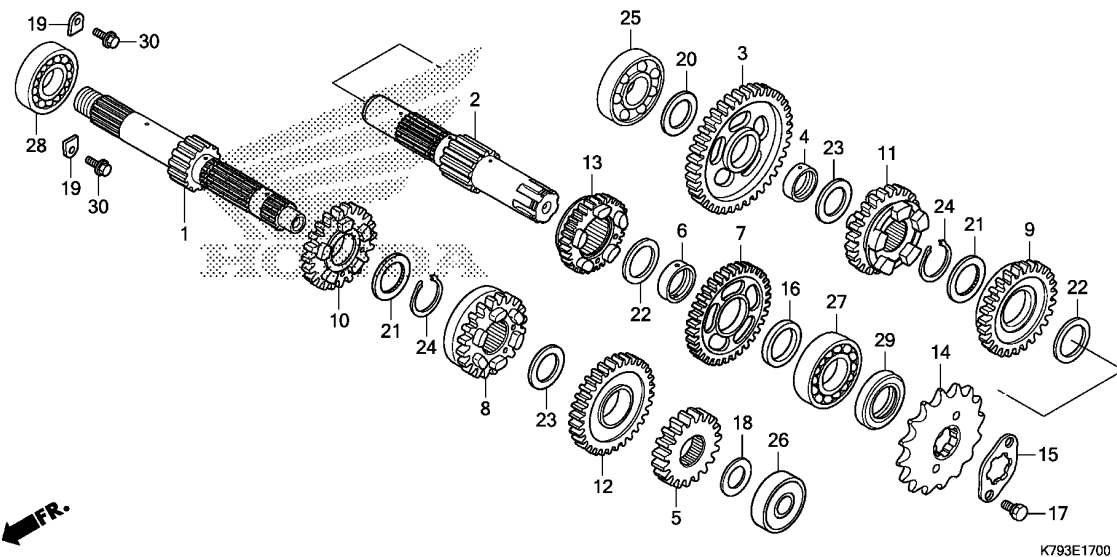
Ref. No.	L.O.N.	(Relative ref. Number) Description	F.R.T.
1		(5,8,10,12)	
210141		MAINSHAFT, TRANSMISSION .....	4.9
		.INCLUDES: Engine removal and installation	
210141A		.Replace countershaft add ....	0.2
2		(3,7,9,11,13)	
210142		COUNTERSHAFT, TRANSMISSION ...	4.9
		.INCLUDES: Engine removal and installation	
210142A		.Replace mainshaft add .....	0.2
14	213135	SPROCKET, DRIVE .....	0.3
25	2101C8	BEARING, COUNTERSHAFT :RIGHT -	5.0
		.INCLUDES: Engine removal and installation	
26	2101C2	BEARING, MAINSHAFT :LEFT .....	4.8
		.INCLUDES: Engine removal and installation	
27	2101C7	BEARING, COUNTERSHAFT :LEFT ..	4.8
		.INCLUDES: Engine removal and installation	
		2101C9 BEARING, COUNTERSHAFT :BOTH ..	5.2
		.INCLUDES: Engine removal and installation	
+28	2101C5	BEARING, MAINSHAFT :RIGHT ....	5.0

Ref. No.	Part No.	Description	Reqd. QTY		Serial No.	Parts catalogue code
			XR190	CT		
			L	H		
1	23210-KRE-600	MAINSHAFT COMP.(14T) .....	1	1		
2	23221-KRE-600	COUNTERSHAFT .....	1	1		
3	23421-KRE-600	GEAR, COUNTERSHAFT FIRST(39T)	1	1		
4	23427-KRM-840	BUSH, 17X20.5X8.0 .....	1	1		
5	23431-K38-900	GEAR, MAINSHAFT SECOND(19T) -	1	1		
6	23432-KRM-840	BUSH, 20MM .....	1	1		
7	23441-K38-900	GEAR, COUNTERSHAFT SECOND(34T)	1	1		
8	23451-K68-900	GEAR, MAINSHAFT THIRD(19T) ..	1	1		
9	23461-K68-900	GEAR, COUNTER THIRD(26T) ....	1	1		
10	23471-K68-900	GEAR, MAINSHAFT FOURTH(22T) -	1	1		
11	23481-K68-900	GEAR, COUNTERSHAFT FOURTH(24T)	1	1		
12	23491-K68-900	GEAR, MAINSHAFT FIFTH(28T) ..	1	1		
13	23501-K68-900	GEAR, COUNTERSHAFT FIFTH(26T)	1	1		
14	23801-KWF-940	SPROCKET, DRIVE(16T) .....	1	-		
	23801-KBP-900	SPROCKET, DRIVE(15T) .....	-	1		
15	23811-KR3-600	PLATE A2, FIXING .....	1	1		
16	23911-KRE-600	COLLAR, 20MM .....	1	1		
17	90084-041-000	BOLT, DRIVE SPROCKET FIXING -	2	2		
18	90412-KPH-900	WASHER, SPECIAL, 12X23 .....	1	1		
19	90441-KRM-840	PLATE, BEARING HOLDER .....	2	2		
20	90451-KRE-600	WASHER, SPECIAL(17MM) .....	1	1		
21	90453-KVS-900	WASHER, SPLINE, 20MM .....	2	2		
	90453-KVX-600	.....	2	2		
22	90454-KPS-900	WASHER B, THRUST, 20MM .....	2	2		
23	90458-KVS-900	WASHER, THRUST, 17MM .....	2	2		



E-17

TRANSMISSION

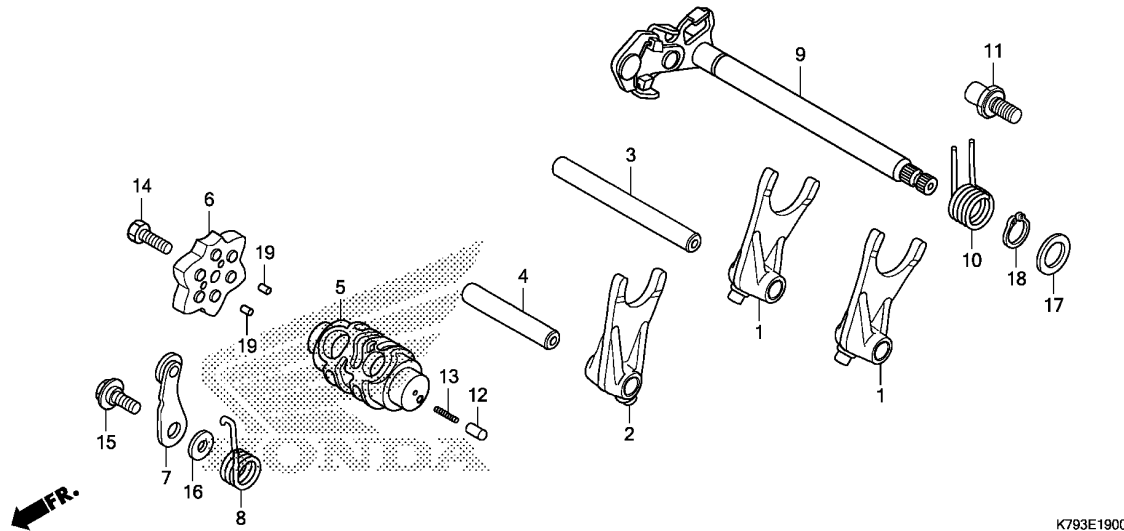


Ref. No.	L.O.N.	(Relative ref. Number) Description	F.R.T.
+28		.INCLUDES: Engine removal and installation	
2101C6		BEARING, MAINSHAFT :BOTH .....	5.2
2101D4		BEARING, MAINSHAFT AND COUNTERSHAFT :ALL .....	5.4
29 2101G7		OIL SEAL, COUNTERSHAFT :LEFT . .INCLUDES: Engine removal and installation	4.7

Ref. No.	Part No.	Description	Reqd. QTY		Serial No.	Parts catalogue code
			XR190 L H	CT H		
24	90605-KVS-900	SET RING, 20MM .....	2	2		
25	91003-K70-601	BEARING, RADIAL BALL, 17X42X12	1	1		
	91003-KRE-601	BEARING, RADIAL BALL, 17X42X12 (NSK)	1	1		
26	91005-K70-601	BEARING, RADIAL BALL, 6201U .	1	1		
	91005-KRE-601	BEARING, RADIAL BALL, 6201(U)	1	1		
27	91006-K70-601	BEARING, RADIAL BALL, 6304 ..	1	1		
	91006-KRE-601	BEARING, RADIAL BALL, 6304 (NSK)	1	1		
28	91015-KRM-841	BEARING, RADIAL BALL, 6203(C3) (FUJIKOSHI)	1	1		
	91015-KTT-901	BEARING, RADIAL BALL, 6203(C3)	1	1		
29	91216-KRM-841	OIL SEAL, 20X34X7 .....	1	1		
	91216-KSP-911	OIL SEAL, 20X34X7(ARAI) .....	1	1		
30	95701-06016-00	BOLT, FLANGE, 6X16 .....	2	2		

# E-19

# GEARSHIFT DRUM



K793E1900

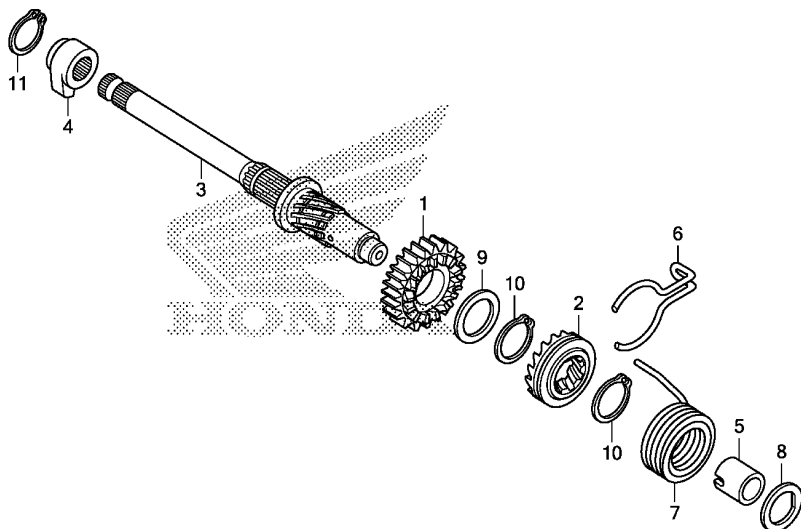
Ref. No.	L.O.N.	(Relative ref. Number) Description	F.R.T.
1	(2)	210112 FORK, GEARSHIFT .....	4.6
		.INCLUDES: Engine removal and installation .NOTE: Same time for two units or more	
5	2101A9	DRUM, GEARSHIFT .....	4.7
		.INCLUDES: Engine removal and installation	
6	2101D6	PLATE, GEARSHIFT DRUM STOPPER (8)	0.8
7	210125	STOPPER OR SPRING, SHIFT DRUM (10)	0.8
9	210122	SPINDLE, GEARSHIFT .....	0.8

Ref. No.	Part No.	Description	Reqd. QTY		Serial No.	Parts catalogue code
			XR190 L H	CT H		
1	24211-KTT-900	FORK, GEARSHIFT .....	2	2		
2	24212-K70-600	FORK C, GEARSHIFT .....	1	1		
3	24241-KRM-840	SHAFT A, GEARSHIFT FORK .....	1	1		
4	24242-KRM-840	SHAFT B, GEARSHIFT FORK .....	1	1		
5	24301-K70-600	DRUM, GEARSHIFT .....	1	1		
6	24410-KTT-900	PLATE COMP., GEARSHIFT DRUM STOPPER	1	1		
7	24430-KRM-B10	STOPPER COMP., GEARSHIFT DRUM	1	1		
8	24436-KRM-840	SPRING, SHIFT DRUM STOPPER ..	1	1		
9	24610-KRE-600	SPINDLE COMP., GEARSHIFT .....	1	1		
10	24651-KRM-840	SPRING, GEARSHIFT RETURN .....	1	1		
11	24652-KRM-840	PIN, SHIFT RETURN SPRING .....	1	1		
12	35751-KPH-900	CAP, CHANGE SWITCH CONTACT ..	1	1		
13	35752-K70-600	SPRING, CHANGE SWITCH CONTACT	1	1		
14	90003-KVS-900	BOLT, HEX., 6X20 .....	1	1		
15	90022-KRM-840	PIVOT, SHIFT DRUM STOPPER ARM	1	1		
16	90417-KRM-840	WASHER, DRUM STOPPER .....	1	1		
17	90457-KRM-840	WASHER, 14MM .....	1	1		
18	90606-KRM-840	CIRCLIP, EXTERNAL, 14MM .....	1	1		
19	96220-30085	ROLLER, 3X8.5 .....	2	2		



E-20

KICK STARTER SPINDLE



FR.

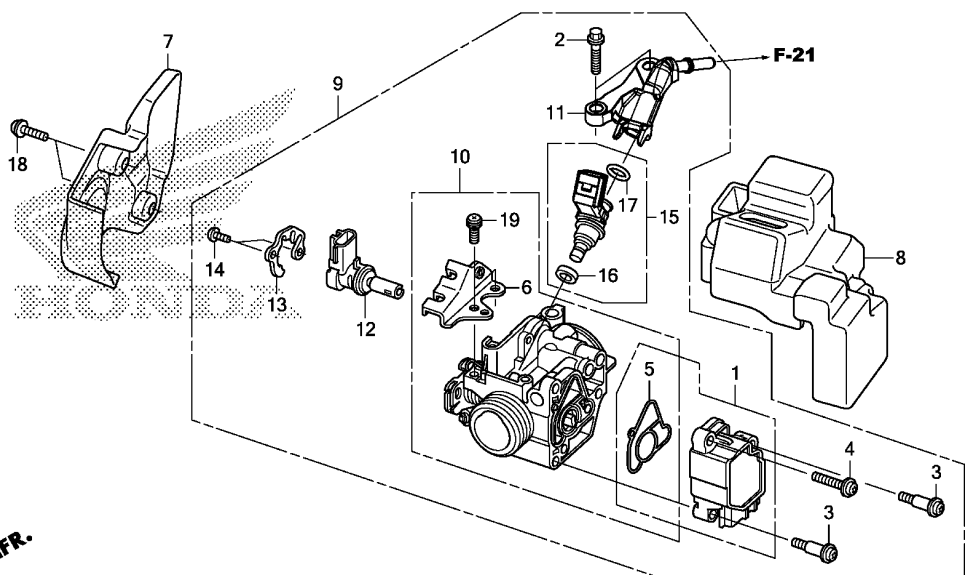
K793E2000

Ref. No.	L.O.N.	(Relative ref. Number) Description	F.R.T.
3	1121A2	(1,2,7) SPINDLE, KICK STARTER ..... .INCLUDES: Engine removal and installation	4.7

Ref. No.	Part No.	Description	Reqd. QTY		Serial No.	Parts catalogue code
			XR190 L H	CT H		
1	28211-K79-E00	PINION, KICK STARTER(23T) ...	1	1		
2	28221-KWS-900	RATCHET, STARTER DRIVE .....	1	1		
3	28251-K38-900	SPINDLE, KICK STARTER .....	1	1		
4	28262-KWS-900	RETAINER, KICK SPINDLE .....	1	1		
5	28265-KWB-600	COLLAR, KICK SPRING .....	1	1		
6	28271-K79-E00	SPRING, FRICTION STARTER				
		PINION	1	1		
7	28281-KWB-600	SPRING, KICK RETURN .....	1	1		
8	90451-KGH-900	WASHER, SPECIAL, 14MM .....	1	1		
9	90454-KPH-900	WASHER, 25X20.2X1 .....	1	1		
10	90605-200-000	SET RING, 20MM .....	2	2		
11	94510-18000	CIRCLIP, EXTERNAL, 18MM .....	1	1		

# E-23

# THROTTLE BODY



Ref. No.	L.O.N.	(Relative ref. Number) Description	F.R.T.
1		(5)	
617115		SENSOR, THROTTLE .....	0.6
9	311132	BODY ASSY., THROTTLE .....	0.5
10	311130	BODY, THROTTLE .....	0.6
12	3111N5	VALVE, IDLE AIR CONTROL .....	0.6
15		(11,16,17)	
311145		INJECTOR, FUEL .....	0.6

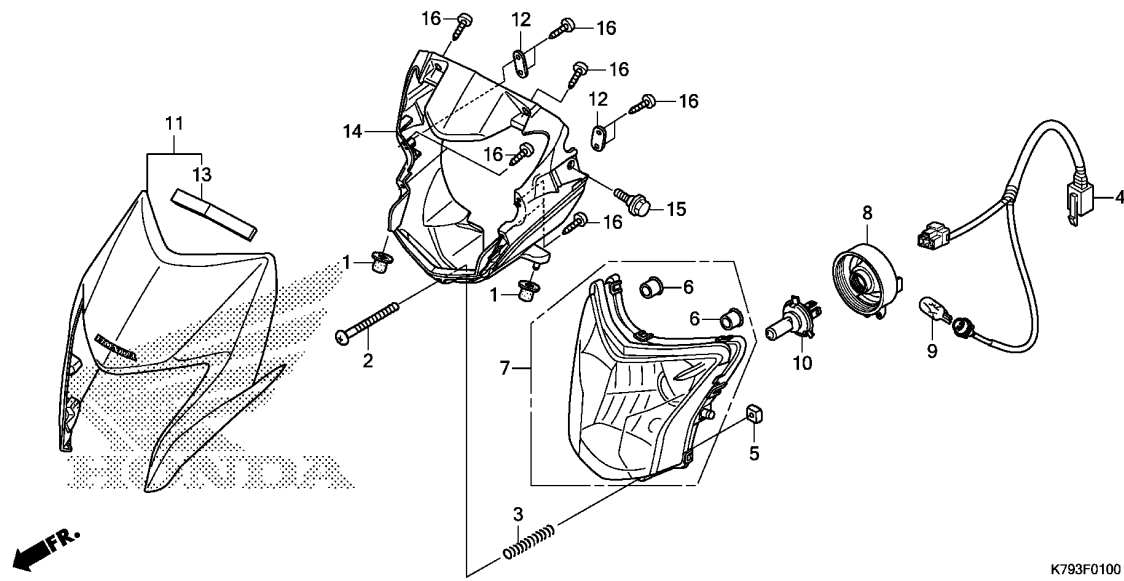
Ref. No.	Part No.	Description	Reqd. QTY		Serial No.	Parts catalogue code
			XR190 L H	CT H		
1	16060-K68-901	SENSOR SET .....	1	1		
2	16080-KPH-701	BOLT, FLANGE, 5X20 .....	2	2		
3	16081-KPH-701	SCREW, TORX, 5X8.7 .....	2	2		
4	16082-KPH-701	SCREW, TORX, 5X17 .....	1	1		
5	16083-KTR-941	O-RING, THROTTLE BODY .....	1	1		
6	16169-KVS-F01	STAY, WIRE .....	1	1		
7	16305-K79-E00	COVER, THROTTLE BODY .....	1	1		
8	16306-K79-E00	RUBBER, THROTTLE BODY .....	1	1		
9	16400-K68-L01	BODY ASSY., THROTTLE(GQ1QA A)	1	1		
10	16410-K68-L01	BODY SET .....	1	1		
11	16422-K68-901	JOINT, INJECTOR .....	1	1		
12	16430-GFM-902	VALVE ASSY., IDLE AIR CONTROL	1	1		
13	16432-GFM-901	PLATE, IDLE AIR CONTROL VALVE	1	1		
14	16433-HN8-A61	SCREW, TORX .....	2	2		
15	16450-KRE-H81	INJECTOR ASSY., FUEL .....	1	1		
16	16472-KPC-D50	RING, SEAL .....	1	1		
17	91301-GGL-J01	O-RING, 6.3X2.2 .....	1	1		
18	93891-05014-18	SCREW-WASHER, 5X14 .....	2	2		
19	93892-05012-18	SCREW-WASHER, 5X12 .....	2	2		





# F-1

# HEADLIGHT



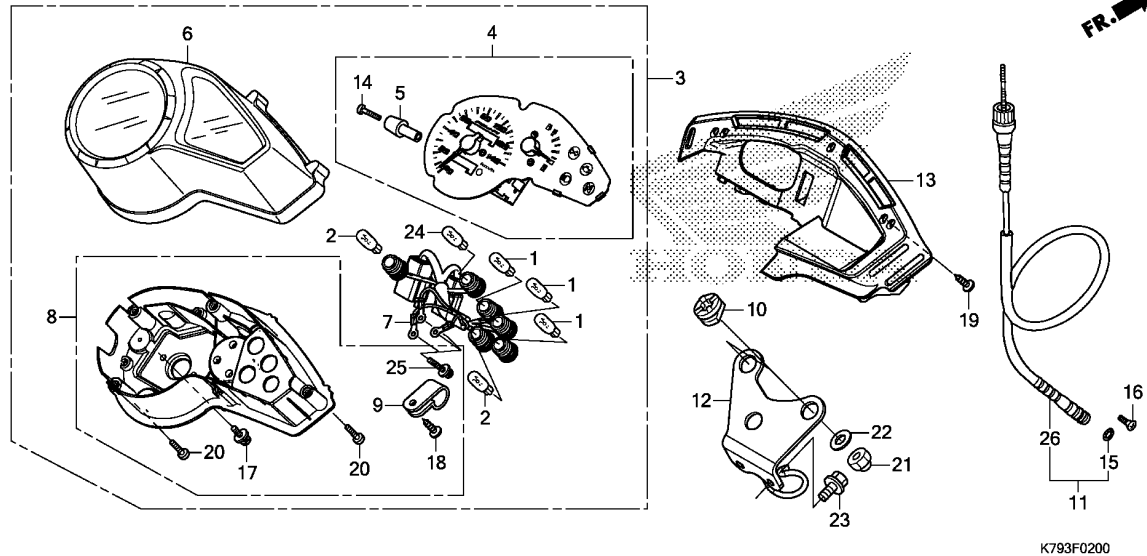
Ref. No.	L.O.N.	(Relative ref. Number) Description	F.R.T.
4	6161B1	SOCKET, HEADLIGHT .....	0.2
7	6161A7	HEADLIGHT UNIT .....	0.3
9	616182	BULB, POSITION LIGHT .....	0.1
10		(8)	
	616118	BULB, HEADLIGHT .....	0.1
11	4111BZ	VISOR :FRONT .....	0.3
14	4111R9	INNER, FRONT VISOR .....	0.3

**3**

Ref. No.	Part No.	Description	Reqd. QTY		Serial No.	Parts catalogue code
			XR190	CT		
			L	H		
1	19113-MB1-870	RUBBER, RADIATOR MOUNTING ...	2	2		
2	33103-KRH-660	SCREW, PAN, 4X60 .....	1	1		
3	33107-KRE-E30	SPRING, BEAM ADJUST .....	1	1		
4	33110-KRH-601	SOCKET COMP., HEADLIGHT .....	1	1	----- CL,DK,LA	
	33110-K79-U01	.....	-	1	----- U	
5	33117-KBR-730	NUT, BEAM ADJUSTING .....	1	1		
6	33117-KYY-901	CAP, SPECIAL .....	2	2		
7	33120-KRH-601	HEADLIGHT UNIT .....	1	1		
8	33122-KRH-601	COVER, SOCKET .....	1	1		
9	33301-KVJ-911	BULB, POSITION LIGHT(12V 5W)	1	1	----- CL,DK,LA	
	33301-KRH-631	BULB, POSITION LIGHT(12V W5W)	-	1	----- U	
10	34901-KVC-D01	BULB, HEADLIGHT(12V 35/35W) .	1	1		
11	61300-K79-E00ZA	VISOR SET, FR.(WL)				
		*TYPE2*.....	1	1	----- CL,DK,LA	
		*TYPE1*.....	1	1		
12	61302-KPY-970	PLATE, HEADLIGHT UNIT .....	2	2		
13	61302-KRH-660	CUSHION, VISOR .....	1	1		
14	61305-KRE-E30	INNER, FR. VISOR .....	1	1		
15	90116-KRH-900	BOLT, FLANGE, 6MM .....	2	2		
16	93913-24220	SCREW, TAPPING, 4X12 .....	10	10		

# F-2

# METER

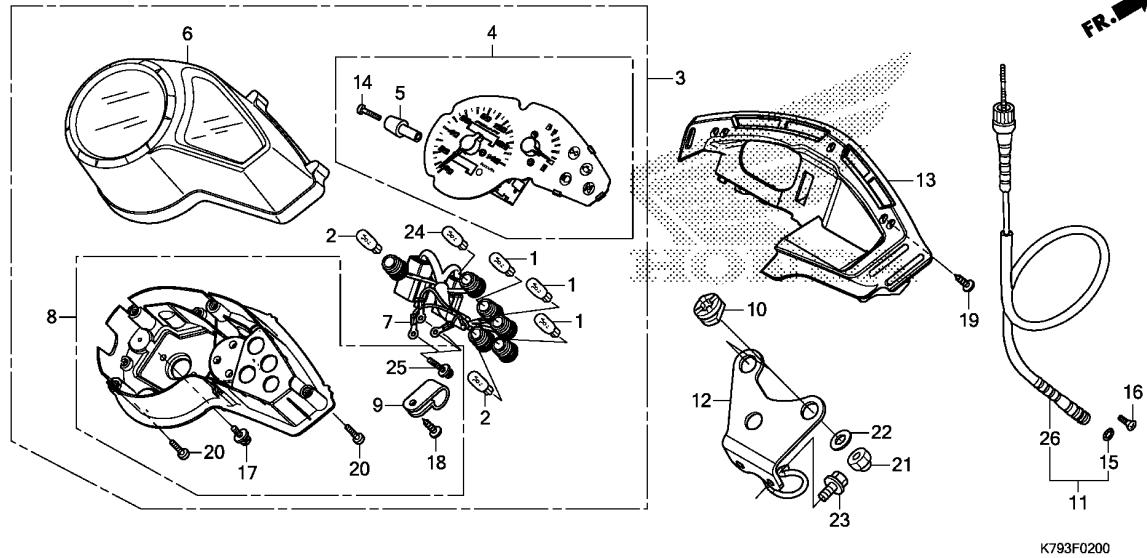


Ref. No.	L.O.N.	(Relative ref. Number) Description	F.R.T.
1		(2,24)	
6161G3		BULB, METER .....	0.3
		.NOTE: Same time for two units or more	
3	8121A1	METER ASSY., COMBINATION .....	0.3
4	8121A2	METER, COMBINATION .....	0.5
6	8121B4	CASE, METER :UPPER .....	0.4
7	8121C6	SUB HARNESS, METER .....	0.4
8	8121B5	CASE, METER :LOWER .....	0.4
11		(26)	
	811160	CABLE, SPEEDOMETER .....	0.2
13	6161G7	STAY, HEADLIGHT .....	0.3

Ref. No.	Part No.	Description	Reqd. QTY		Serial No.	Parts catalogue code
			XR190 L H	CT H		
1	34908-KVJ-911	BULB, WEDGE BASE(T10) (12V 3.4W)	3	3		
2	34910-GFM-901	BULB, WEDGE BASE(T10) (12V 1.7W)	2	2		
3	37100-K79-E01	METER ASSY., COMBINATION(KPH)	1	1		
4	37210-K79-E01	SPEEDOMETER COMP. ....	1	1		
5	37213-KRH-901	KNOB, TRIP .....	1	1		
6	37220-K79-E01	CASE ASSY., UPPER .....	1	1		
7	37224-K79-E01	SOCKET COMP. ....	1	1		
8	37230-K79-E01	CASE ASSY., UNDER .....	1	1		
9	37233-KRH-901	CLAMP .....	1	1		
10	37243-MG2-000	RUBBER, SPEEDOMETER MOUNTING	3	3		
11	44830-K79-E00	CABLE ASSY., SPEEDOMETER ....	1	-		
12	61317-K79-E00	STAY, SPEEDOMETER .....	1	1		
13	61318-K79-E00	STAY, COUPLER .....	1	1		
14	90158-KCJ-710	SCREW, PAN, 2X6 .....	1	1		
15	91256-KK3-840	O-RING, 10X1.5 .....	1	-		
16	93700-05018-1A	SCREW, OVAL, 5X18 .....	1	1		
17	93893-04010-08	SCREW-WASHER, 4X10 .....	2	2		
18	93913-24220	SCREW, TAPPING, 4X12 .....	1	1		
19	93913-24320	SCREW, TAPPING, 4X14 .....	3	3		
20	93913-24420	SCREW, TAPPING, 4X16(PO) ....	5	5		
21	94021-06000-0S	NUT, CAP, 6MM .....	3	3		
22	94103-06000	WASHER, PLAIN, 6MM .....	3	3		
23	95701-06012-00	BOLT, FLANGE, 6X12 .....	2	2		

# F-2

# METER

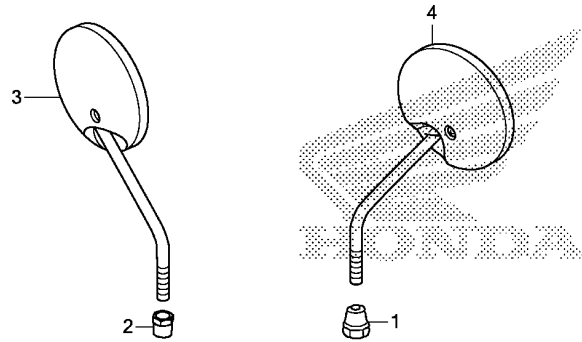


3

Ref. No.	Part No.	Description	Reqd. QTY		Serial No.	Parts catalogue code
			XR190	L CT		
			L	CT		
24	34907-KPN-A70	BULB, WEDGE BASE(T10 2W) .....	1	1		
25	37305-GGC-900	SCREW-WASHER, 3X25 .....	3	3		
26	44830-K79-E20	CABLE ASSY., SPEEDOMETER .....	-	1		

F-3

MIRROR



K793F0300

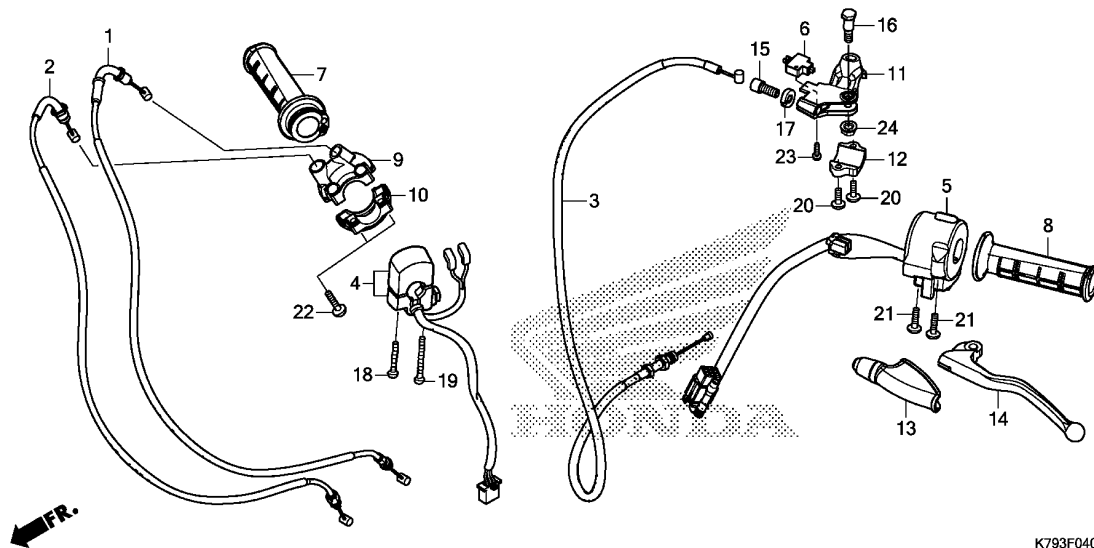
Ref. No.	L.O.N.	(Relative ref. Number) Description	F.R.T.
----------	--------	------------------------------------	--------

NO INFORMATION .....

Ref. No.	Part No.	Description	Reqd. QTY		Serial No.	Parts catalogue code
			XR190 L CT H H			
1	88111-KRH-901	NUT, LOCK(LH) (RIGHT HAND THREAD)	1	1		
2	90314-K79-E00	NUT, LOCK(LEFT HAND THREAD)	1	1		
3	88210-KRH-780	MIRROR COMP., R. ....	1	1		
4	88220-KRH-780	MIRROR COMP., L. ....	1	1		

**F-4**

**HANDLE LEVER/SWITCH/CABLE**



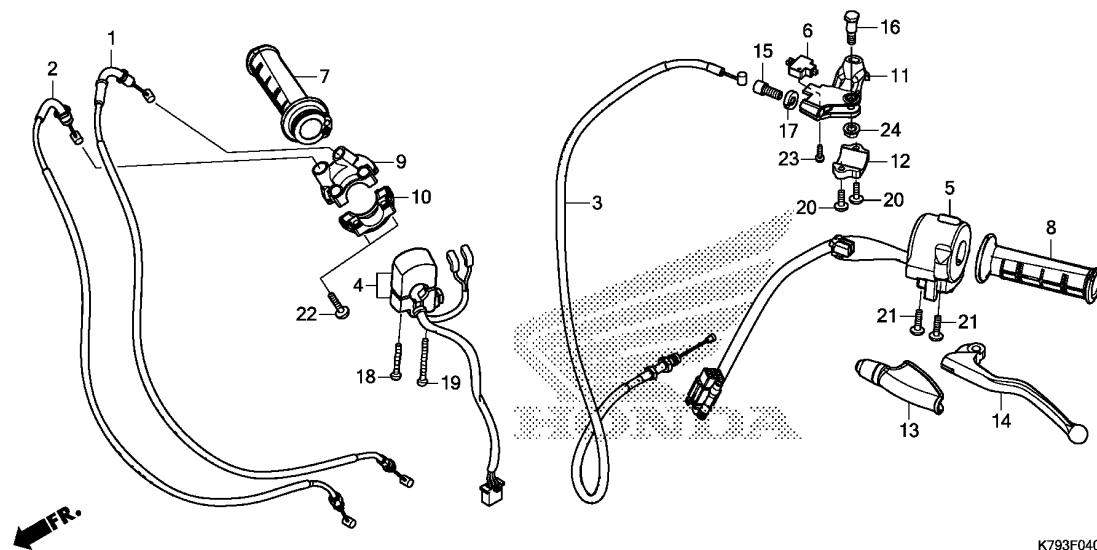
Ref. No.	L.O.N.	(Relative ref. Number) Description	F.R.T.
1		(2) CABLE, THROTTLE .....	0.3
		.NOTE: Same time for two units	
3		CABLE, CLUTCH .....	0.2
4		SWITCH, STARTER .....	0.6
5		SWITCH, WINKER .....	0.6
6		SWITCH, CLUTCH .....	0.2
7		GRIP, THROTTLE .....	0.3
8		GRIP, HANDLE :LEFT .....	0.1
11		BRACKET, HANDLE LEVER :LEFT ..	0.3
14		LEVER, HANDLE :LEFT .....	0.1
		8101F5 LEVER, HANDLE :BOTH .....	0.2

**3**

Ref. No.	Part No.	Description	Reqd. QTY		Serial No.	Parts catalogue code
			XR190 L H	CT H		
1	17910-K79-E00	CABLE COMP. A, THROTTLE .....	1	-		
	17910-K79-E20	.....	-	1		
2	17920-K79-E00	CABLE COMP. B, THROTTLE .....	1	-		
	17920-K79-E20	.....	-	1		
3	22870-K79-E00	CABLE COMP., CLUTCH .....	1	-		
	22870-K79-E20	.....	-	1		
4	35131-K79-E01	SWITCH COMP., START .....	1	1	----- CL,DK,LA	
	35131-K79-E21	.....	-	1	----- U	
5	35201-K79-E01	SWITCH COMP., WINKER .....	1	1		
6	35330-KRH-901	SWITCH ASSY., CLUTCH .....	1	1		
7	53140-K79-E00	GRIP COMP., THROTTLE .....	1	-		
	53140-K79-E20	.....	-	1		
8	53166-K79-E00	GRIP, L. HANDLE .....	1	1		
9	53167-K79-E00	HOUSING, UPPER THROTTLE .....	1	1		
10	53168-K79-E00	HOUSING, UNDER THROTTLE .....	1	1		
11	53172-KRH-900	BRACKET, L. HANDLE LEVER .....	1	1		
12	53174-KRH-900	HOLDER, L. LEVER BRACKET .....	1	1		
13	53177-KRH-900	COVER, L. HANDLE LEVER .....	1	1		
14	53178-KRH-900	LEVER, L. STEERING HANDLE .....	1	1		
15	53192-KRH-900	BOLT, WIRE ADJUSTING .....	1	1		
16	90113-KRH-900	BOLT, HANDLE LEVER PIVOT .....	1	1		
17	90322-KRH-900	NUT, FIXING .....	1	1		
18	93500-04032-0G	SCREW, PAN, 4X32 .....	1	1		
19	93500-04045-0G	SCREW, PAN, 4X45 .....	1	1		
20	93500-05016-0G	SCREW, PAN, 5X16 .....	2	2		

**F-4**

**HANDLE LEVER/SWITCH/CABLE**

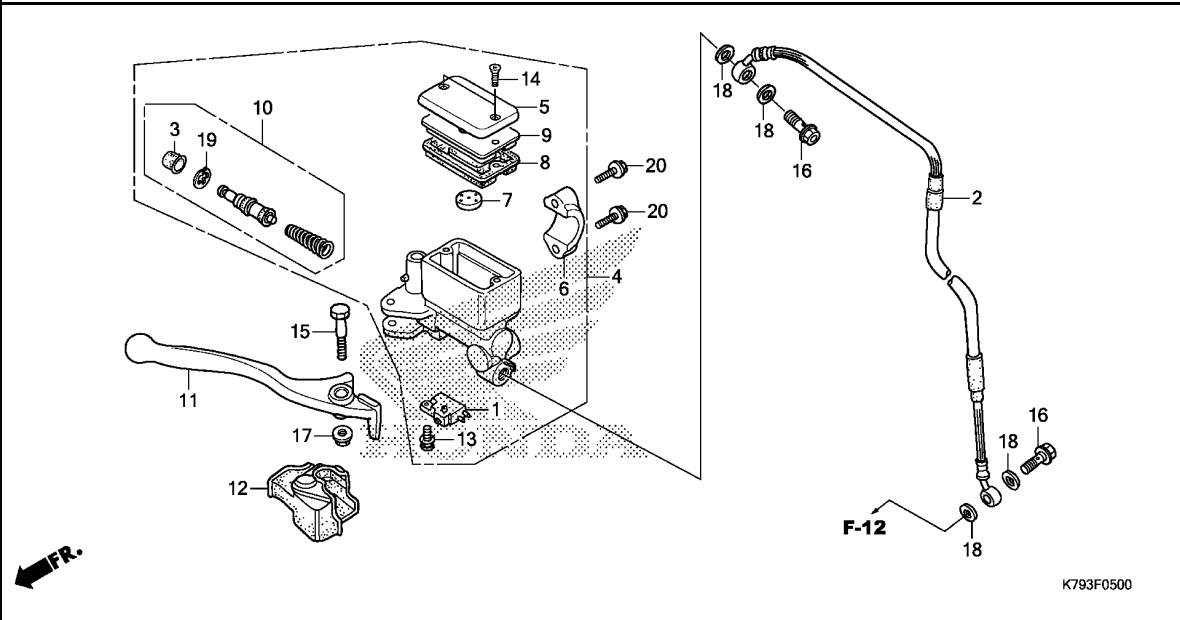


Ref. No.	Part No.	Description	Reqd. QTY		Serial No.	Parts catalogue code
			XR190 L	CT H		
21	93500-05020-0G	SCREW, PAN, 5X20 .....	2	2		
22	93500-05022-0G	SCREW, PAN, 5X22 .....	2	2		
23	93901-32320	SCREW, TAPPING, 3X12 .....	1	1		
24	94050-06000	NUT, FLANGE, 6MM .....	1	1		



# F-5

# FRONT BRAKE MASTER CYLINDER



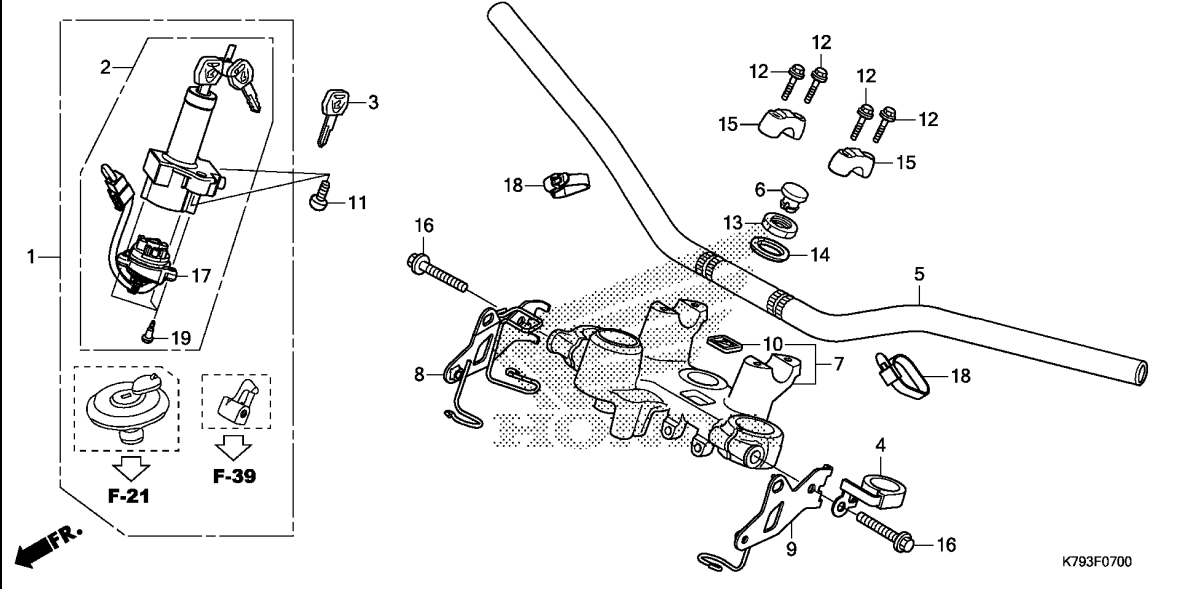
Ref. No.	L.O.N.	(Relative ref. Number) Description	F.R.T.
1	6151B2	SWITCH, FRONT STOP .....	0.2
2	7121A0	HOSE, FRONT BRAKE .....	0.4
4	712105	CYLINDER, FRONT BRAKE MASTER .INCLUDES: Bleed brakes	0.4
8	7121G6	DIAPHRAGM, FRONT BRAKE MASTER CYLINDER .....	0.1
10	7121G9	PISTON SET, FRONT BRAKE MASTER .INCLUDES: Bleed brakes	0.4
11	8101C7	LEVER, HANDLE :RIGHT .....	0.1
	8101F5	LEVER, HANDLE :BOTH .....	0.2

**3**

Ref. No.	Part No.	Description	Reqd. QTY		Serial No.	Parts catalogue code
			XR190 L H	CT H		
1	35340-MM5-601	SWITCH ASSY., FR. STOP .....	1	-		
	35340-MGS-D31	.....	-	1		
2	45125-K79-E01	HOSE COMP., FR. BRAKE .....	1	-		
	45125-K79-E20	.....	-	1		
3	45504-410-003	BOOT COMP. ....	1	1		
4	45510-KRH-901	CYLINDER SUB ASSY., FR. BRAKE MASTER(NISSIN)	1	-		
	45510-K79-E20	.....	-	1		
5	45513-HA2-006	CAP, MASTER CYLINDER .....	1	1		
6	45517-166-006	HOLDER, MASTER CYLINDER .....	1	1		
7	45518-MG3-016	SEPARATOR COMP. ....	1	1		
8	45520-MG7-006	DIAPHRAGM .....	1	1		
9	45521-HA2-006	PLATE, DIAPHRAGM .....	1	1		
10	45530-KRH-305	CYLINDER SET, MASTER .....	1	1		
11	53175-KRH-901	LEVER, R. STEERING HANDLE ...	1	1		
12	53176-KJ1-701	COVER, R. HANDLE LEVER .....	-	1		
13	93893-04012-17	SCREW-WASHER, 4X12 .....	1	1		
14	93600-04012-1G	SCREW, FLAT, 4X12 .....	2	2		
15	90114-166-006	BOLT, HANDLE LEVER PIVOT ....	1	1		
16	90145-KRH-901	BOLT, OIL, 10X22 .....	2	2		
17	94050-06000	NUT, FLANGE, 6MM .....	1	1		
18	90545-300-000	WASHER, OIL BOLT .....	4	4		
19	90651-MA5-671	CIRCLIP .....	1	1		
20	96001-06022-00	BOLT, FLANGE, 6X22 .....	2	2		

# F-7

# HANDLE PIPE/TOP BRIDGE(XR190L)



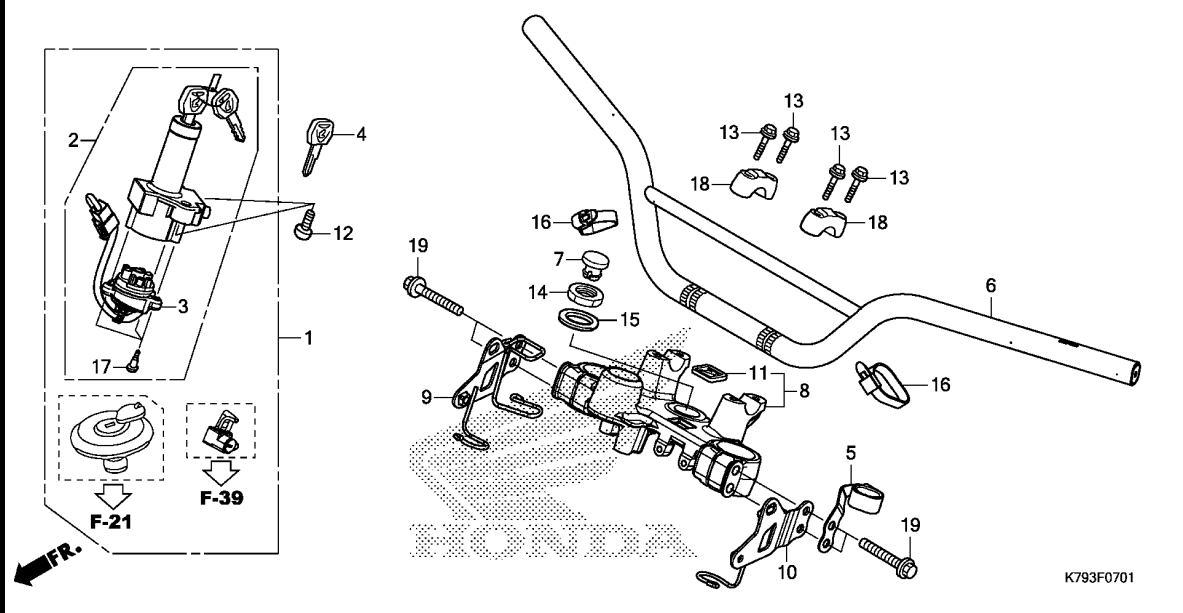
Ref. No.	L.O.N.	(Relative ref. Number) Description	F.R.T.
1	6151A1	KEY SET .....	1.5
2	615145	SWITCH, COMBINATION & LOCK ...	1.3
5	810100	PIPE, STEERING HANDLE .....	0.7
7	510110	BRIDGE, FORK TOP .....	1.2
17	6151C2	BASE, CONTACT .....	1.2

Ref. No.	Part No.	Description	Reqd. QTY		Serial No.	Parts catalogue code
			XR190			
			L	CT		
			H	H		
1	35010-K79-E00	KEY SET .....	1	-		
2	35100-K79-E01	SWITCH ASSY., COMBINATION & LOCK	1	-		
3	35121-KRH-900	KEY COMP. ....	(1)	-		
4	45470-KRH-660	GUIDE COMP., BRAKE HOSE(UPPER)	1	-		
5	53100-K79-E00ZA	PIPE, STEERING HANDLE *NH1*.....BLACK	1	-		
6	53208-KCH-900	CAP, STEERING STEM .....	1	-		
7	53300-KRH-660ZA	BRIDGE COMP., FORK TOP *NH105*...MAT BLACK (#15-#20)	1	-		
8	61311-K79-E00	STAY, R. VISOR .....	1	-		
9	61312-K79-E00	STAY, L. VISOR .....	1	-		
10	86150-KPG-901	EMBLEM, PRODUCT(MARUI) .....	1	-		
	86150-KPG-902	EMBLEM, PRODUCT(UFHARA) .....	1	-		
	86150-KTJ-C60	EMBLEM, PRODUCT(SHINKO) .....	1	-		
11	90107-MCN-610	BOLT, ONE-WAY, 8MM .....	2	-		
12	90111-KRH-900	BOLT, FLANGE, 8X36 .....	4	-		
13	90308-KRH-900	NUT, STEERING STEM .....	1	-		
14	90503-KRH-900	WASHER, STEERING STEM .....	1	-		
15	95014-22200	HOLDER B2, HANDLE PIPE UPPER	2	-		
16	95701-08045-07	BOLT, FLANGE, 8X45 .....	2	-		
17	35101-K79-E01	BASE COMP., CONTACT .....	1	-		
18	90650-KW3-000	BAND, WIRE .....	2	-		
19	91059-GFM-901	SCREW, TAPPING, 3X16 .....	3	-		



# F-7-1

# HANDLE PIPE/TOP BRIDGE(XR190CT)



Ref. No.	L.O.N.	(Relative ref. Number) Description	F.R.T.
1	6151A1	KEY SET .....	1.5
2	615145	SWITCH, COMBINATION & LOCK ...	1.3
3	6151C2	BASE, CONTACT .....	1.2
6	810100	PIPE, STEERING HANDLE .....	0.7
8	510110	BRIDGE, FORK TOP .....	1.2

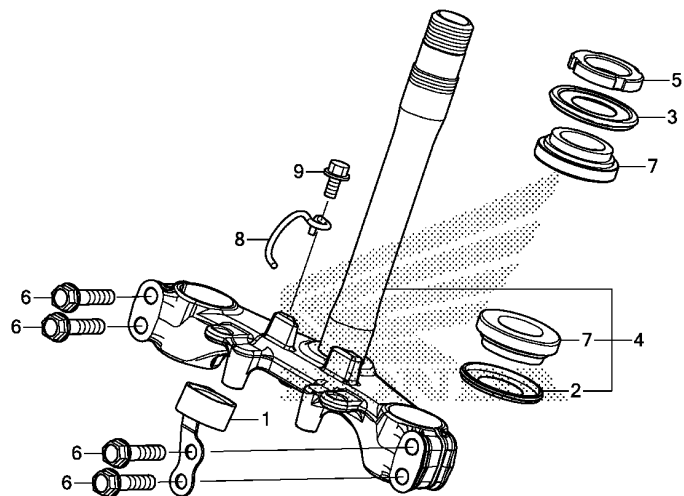
K793F0701

Ref. No.	Part No.	Description	Reqd. QTY		Serial No.	Parts catalogue code
			XR190	CT		
			L	H		
1	35010-K79-E20	KEY SET .....	-	1		
2	35100-K79-E01	SWITCH ASSY., COMBINATION & LOCK	-	1		
3	35101-K79-E01	BASE COMP., CONTACT .....	-	1		
4	35121-KRH-900	KEY COMP. ....	-	(1)		
5	45470-K79-E20	GUIDE COMP., BRAKE HOSE(UPPER)	-	1		
6	53100-K79-E20ZA	PIPE, STEERING HANDLE	-	1		
	*NH1*	.....BLACK	-	1		
7	53208-KCH-900	CAP, STEERING STEM .....	-	1		
8	53300-K79-E20ZA	BRIDGE COMP., FORK TOP	-	1		
	*NH105*	....MAT BLACK (#15-#20)	-	1		
9	61311-K79-E20	STAY, R. VISOR .....	-	1		
10	61312-K79-E20	STAY, L. VISOR .....	-	1		
11	86150-KPG-901	EMBLEM, PRODUCT(MARUI) .....	-	1		
	86150-KPG-902	EMBLEM, PRODUCT(UEHARA) .....	-	1		
12	90107-MCN-610	BOLT, ONE-WAY, 8MM .....	-	2		
13	90111-KRH-900	BOLT, FLANGE, 8X36 .....	-	4		
14	90308-KRH-900	NUT, STEERING STEM .....	-	1		
15	90503-KRH-900	WASHER, STEERING STEM .....	-	1		
16	90650-KW3-000	BAND, WIRE .....	-	2		
17	91059-GFM-901	SCREW, TAPPING, 3X16 .....	-	3		
18	95014-22200	HOLDER B2, HANDLE PIPE UPPER	-	2		
19	95701-08045-07	BOLT, FLANGE, 8X45 .....	-	4		

3

# F-9

# STEERING STEM



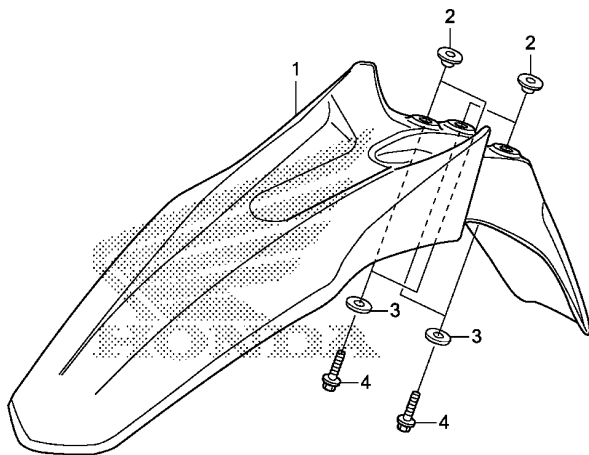
K793F0900

Ref. No.	L.O.N.	(Relative ref. Number) Description	F.R.T.
4	510100	STEM OR SHAFT ASSY., STEERING (3)	1.7
5	5101B2	THREAD, STEERING HEAD TOP .... (2)	1.5
7	5101B6	BEARING, HEAD PIPE :UPPER ....	1.7
	5101B7	BEARING, HEAD PIPE :LOWER ....	1.9
	5101C7	BEARING, HEAD PIPE :BOTH .....	1.9

Ref. No.	Part No.	Description	Reqd. QTY		Serial No.	Parts catalogue code
			XR190 L H	CT H		
1	45460-KRH-660	GUIDE, BRAKE CABLE LOWER ....	1	1		
2	53214-KRH-901	DUST SEAL, STEERING HEAD ....	1	1		
3	53214-KZZ-901	DUST SEAL, STEERING UPPER ...	1	1		
4	53219-K79-E00	STEM SUB ASSY., STEERING ....	1	-		
	53219-K79-E20	.....	-	1		
5	53229-KRH-900	THREAD, STEERING HEAD TOP ...	1	1		
6	90106-KRH-900	BOLT, FLANGE, 8X35 .....	4	4		
7	91015-KRH-901	BEARING, HEAD PIPE .....	2	2		
8	44833-K79-E00	GUIDE, SPEEDOMETER CABLE ....	1	1		
9	95701-06012-00	BOLT, FLANGE, 6X12 .....	1	1		

# F-10

# FRONT FENDER



FR.

K793F1000

Ref. No.	L.O.N.	(Relative ref. Number) Description	F.R.T.
----------	--------	------------------------------------	--------

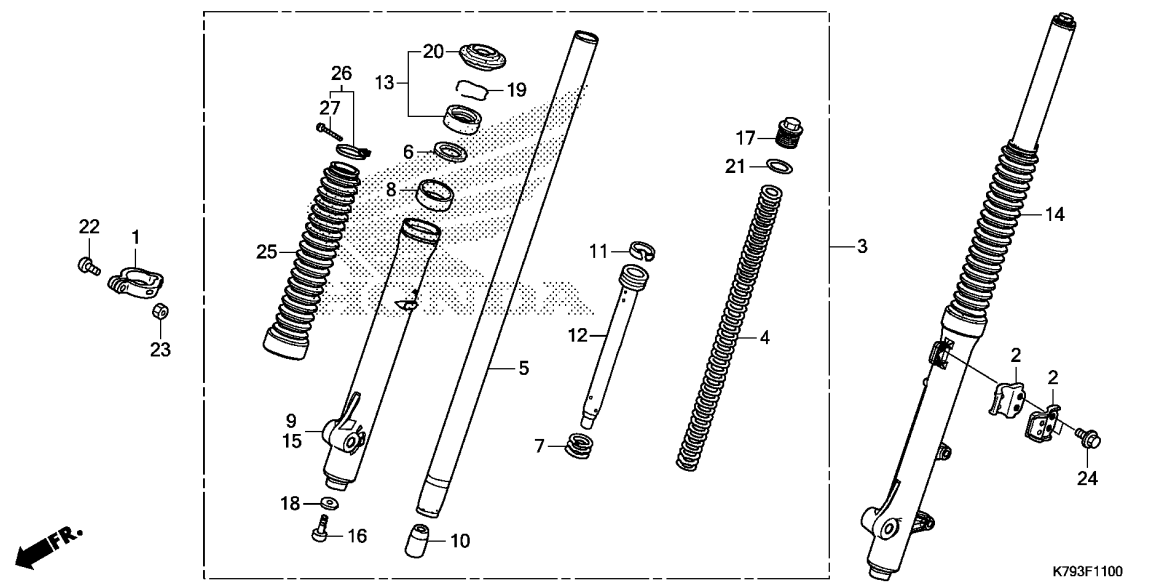
1	4131B7	FENDER, FRONT .....	0.2
---	--------	---------------------	-----

3

Ref. No.	Part No.	Description	Reqd. QTY		Serial No.	Parts catalogue code
			XR190 L H	CT H		
1	61100-KRH-660ZC	FENDER, FR.	1	1	-----	CL,DK,LA
	*NH1*	.....BLACK	1	1		
	61100-KRH-660ZA	*R134*.....FIGHTING RED	1	1		
	61100-KRH-660ZB	*NH196*.....ROSS WHITE	1	-		
2	61104-KRH-900	COLLAR, FENDER MOUNTING .....	4	4		
3	90546-KRH-900	WASHER, 6.5X20 .....	4	4		
4	95701-06022-00	BOLT, FLANGE, 6X22 .....	4	4		

# F-11

# FRONT FORK(XR190L)



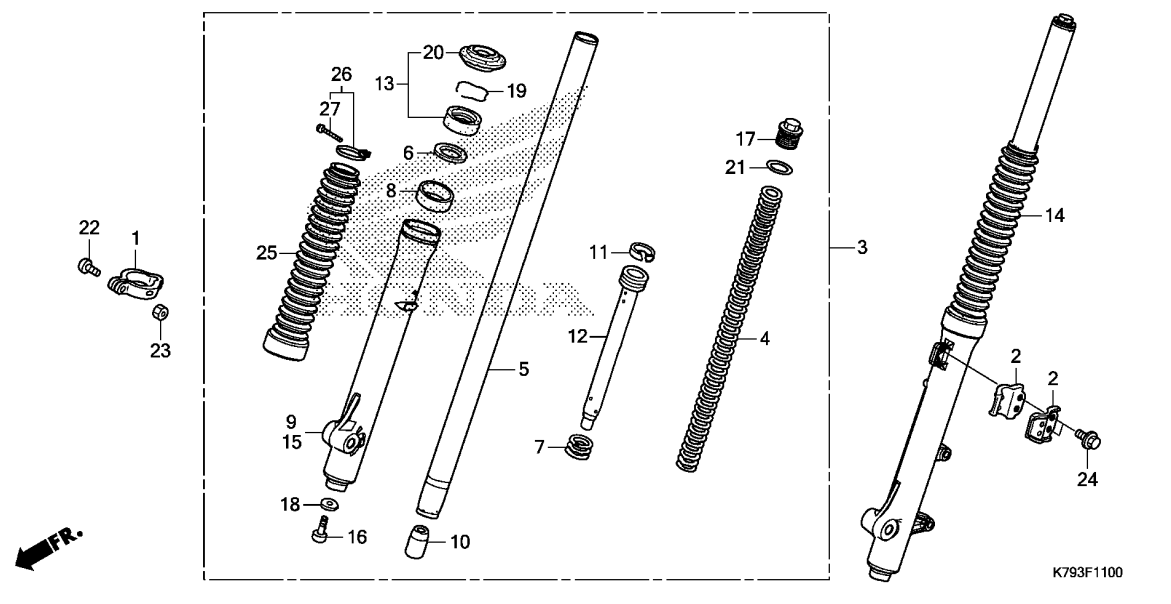
Ref. No.	L.O.N.	(Relative ref. Number) Description	F.R.T.
3	5111C3	FORK ASSY., FRONT :RIGHT	0.3
4	5111C5	SPRING, FRONT FORK :LEFT	0.4
	5111C6	SPRING, FRONT FORK :RIGHT	0.4
	5111C7	SPRING, FRONT FORK :BOTH	0.6
5		(7,11,12)	
	5111G2	PIPE, FRONT FORK :LEFT	0.5
	5111G3	PIPE, FRONT FORK :RIGHT	0.5
	5111G4	PIPE, FRONT FORK :BOTH	0.8
9		(8)	
	5111D2	CASE, BOTTOM :RIGHT	0.6
13	5111E7	SEAL SET, FRONT FORK :LEFT	0.6
	5111E8	SEAL SET, FRONT FORK :RIGHT	0.6
	5111E9	SEAL SET, FRONT FORK :BOTH	1.0
14	5111C2	FORK ASSY., FRONT :LEFT	0.3
	5111C4	FORK ASSY., FRONT :BOTH	0.4
15		(8)	
	5111D1	CASE, BOTTOM :LEFT	0.6
	5111D3	CASE, BOTTOM :BOTH	1.0
25	5111J9	BOOT, FRONT FORK :LEFT	0.3
	5111K0	BOOT, FRONT FORK :RIGHT	0.3
	5111K1	BOOT, FRONT FORK :BOTH	0.4

Ref. No.	Part No.	Description	Reqd. QTY		Serial No.	Parts catalogue code
			XR190	CT		
			L	H		
1	44832-KRH-900	CLAMPER, SPEEDOMETER CABLE	1	-		
2	45461-KRH-900	CLAMPER A, BRAKE HOSE	2	-		
3	51400-K79-E01	FORK ASSY., R. FR. (CHUANNAN ABSORBER)	1	-		
4	51401-K79-E01	SPRING, FR. FORK	2	-		
5	51410-KRH-781	PIPE COMP., FR. FORK	2	-		
6	51412-GGC-901	WASHER, OIL SEAL (CHUANNAN ABSORBER)	2	-		
7	51413-KRH-901	SPRING, REBOUND	2	-		
8	51414-GFM-J11	GUIDE, FR. FORK (CHUANNAN ABSORBER)	2	-		
9	51420-K79-E01	CASE, R. BOTTOM	1	-		
10	51432-KRH-901	PIECE, OIL LOCK	2	-		
11	51437-KRH-901	RING, PISTON	2	-		
12	51440-K79-E00	PIPE, SEAT	2	-		
13	51490-KRH-901	SEAL SET, FR. FORK	2	-		
14	51500-K79-E01	FORK ASSY., L. FR. (CHUANNAN ABSORBER)	1	-		
15	51520-K79-E01	CASE, L. BOTTOM	1	-		
16	90116-KRF-H71	BOLT, SOCKET, 8X30 (CHUANNAN ABSORBER)	2	-		
17	90123-KRF-H71	BOLT, FR. FORK	2	-		
18	90544-KRF-H71	WASHER, SPECIAL, 8MM (CHUANNAN ABSORBER)	2	-		
19	90651-KRH-781	RING, OIL SEAL STOP	2	-		
20	91254-KRH-901	SEAL, DUST	2	-		



# F-11

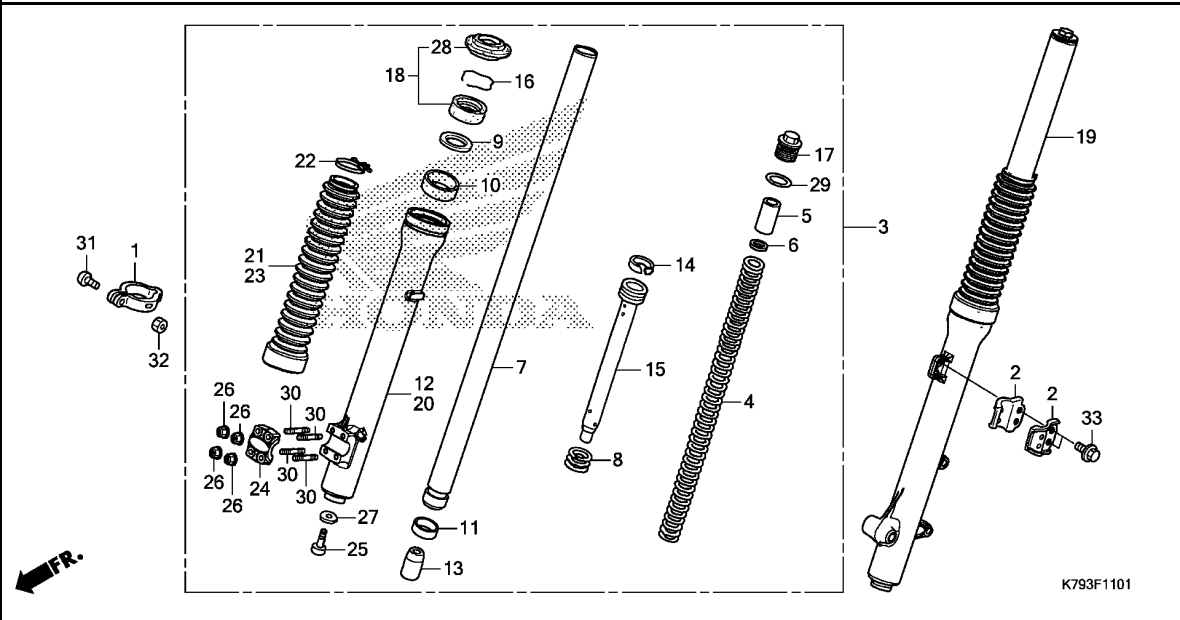
# FRONT FORK(XR190L)



Ref. No.	Part No.	Description	Reqd. QTY		Serial No.	Parts catalogue code
			XR190 L H	CT H		
21	91351-KRF-H71	O-RING, 22X2.8 (CHUANNAN ABSORBER)	2	-		
22	93500-05018-0G	SCREW, PAN, 5X18	1	-		
23	94001-05070-0S	NUT, HEX., 5MM	1	-		
24	96001-06016-00	BOLT, FLANGE, 6X16	2	-		
25	51611-KRH-781	BOOT, FR. FORK	2	-		
26	51612-KTJ-C00	BAND, FR. FORK BOOT (CHUANNAN ABSORBER)	2	-		
27	93500-03020-0G	SCREW, PAN, 3X20	2	-		

# F-11-1

# FRONT FORK(XR190CT)



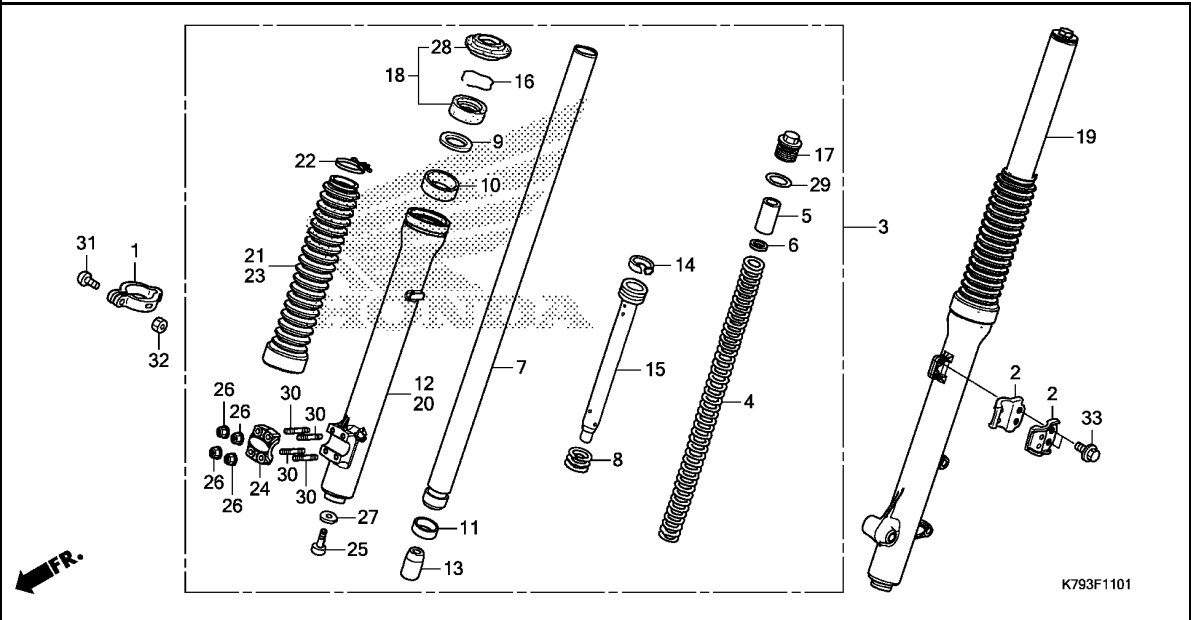
Ref. No.	L.O.N.	(Relative ref. Number) Description	F.R.T.
3	5111C3	FORK ASSY., FRONT :RIGHT .....	0.3
4	5111C5	SPRING, FRONT FORK :LEFT .....	0.4
	5111C6	SPRING, FRONT FORK :RIGHT .....	0.4
	5111C7	SPRING, FRONT FORK :BOTH .....	0.6
7		(8,10,11,14,15)	
	5111G2	PIPE, FRONT FORK :LEFT .....	0.6
	5111G3	PIPE, FRONT FORK :RIGHT .....	0.6
	5111G4	PIPE, FRONT FORK :BOTH .....	1.0
12	5111D2	CASE, BOTTOM :RIGHT .....	0.6
18	5111E7	SEAL SET, FRONT FORK :LEFT .....	0.5
	5111E8	SEAL SET, FRONT FORK :RIGHT .....	0.5
	5111E9	SEAL SET, FRONT FORK :BOTH .....	0.8
19	5111C2	FORK ASSY., FRONT :LEFT .....	0.3
	5111C4	FORK ASSY., FRONT :BOTH .....	0.4
20	5111D1	CASE, BOTTOM :LEFT .....	0.6
	5111D3	CASE, BOTTOM :BOTH .....	1.0
21	5111K0	BOOT, FRONT FORK :RIGHT .....	0.3
23	5111J9	BOOT, FRONT FORK :LEFT .....	0.3
	5111K1	BOOT, FRONT FORK :BOTH .....	0.4

Ref. No.	Part No.	Description	Reqd. QTY		Serial No.	Parts catalogue code
			XR190	CT		
			L	H		
1	44832-K79-E20	CLAMPER, SPEEDOMETER CABLE ..	-	1		
2	45461-KRH-900	CLAMPER A, BRAKE HOSE .....	-	2		
3	51400-K79-E20	FORK ASSY., R. FR. (CHUANNAN ABSORBER)	-	1		
4	51401-K79-E20	SPRING, FR. FORK .....	-	2		
5	51402-K79-E20	COLLAR, SPRING .....	-	2		
6	51403-K79-E20	SEAT, SPRING .....	-	2		
7	51410-K79-E20	PIPE COMP., FR. FORK .....	-	2		
8	51411-K79-E20	SPRING, REBOUND .....	-	2		
9	51412-K79-E20	RING, BACK UP .....	-	2		
10	51414-K79-E20	BUSH, GUIDE .....	-	2		
11	51415-K79-E20	BUSH, SLIDER .....	-	2		
12	51420-K79-E20	CASE COMP., R. BOTTOM .....	-	1		
13	51432-K79-E20	PIECE, OIL LOCK .....	-	2		
14	51437-K79-E20	RING, PISTON .....	-	2		
15	51440-K79-E20	PIPE, SEAT .....	-	2		
16	51447-K79-E20	RING, OIL SEAL STOP .....	-	2		
17	51454-K79-E20	BOLT, FR. FORK .....	-	2		
18	51490-K79-E20	SEAL SET, FR. FORK .....	-	2		
19	51500-K79-E20	FORK ASSY., L. FR. (CHUANNAN ABSORBER)	-	1		
20	51520-K79-E20	CASE COMP., L. BOTTOM .....	-	1		
21	51611-K79-E20	BOOT, R. FR. FORK .....	-	1		
22	51612-K79-E20	BAND, FR. FORK BOOT .....	-	2		
23	51616-K79-E20	BOOT, L. FR. FORK .....	-	1		



F-11-1

FRONT FORK(XR190CT)

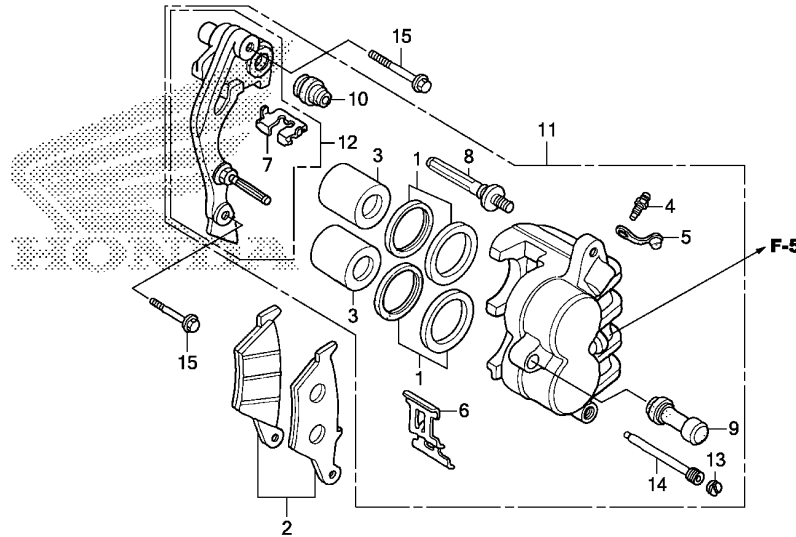


Ref. No.	Part No.	Description	Reqd. QTY		Serial No.	Parts catalogue code
			XR190 L H	CT H		
24	51634-K79-E20	HOLDER, AXLE (R. SIDE ONLY)	-	1		
25	90116-K79-E20	BOLT, SOCKET, 8MM	-	2		
26	90302-KYA-601	NUT, FLANGE, 6MM(PT) (R. SIDE ONLY)	-	4		
27	90544-K79-E20	WASHER, SPECIAL, 8MM	-	2		
28	91254-K79-E20	SEAL, DUST	-	2		
29	91357-K79-E20	O-RING	-	2		
30	92900-06025-0E	BOLT, STUD, 6X25 (R. SIDE ONLY)	-	4		
31	93500-05018-0G	SCREW, PAN, 5X18	-	1		
32	94001-05070-0S	NUT, HEX., 5MM	-	1		
33	96001-06016-00	BOLT, FLANGE, 6X16	-	2		

3

# F-12

# FRONT BRAKE CALIPER



K793F1200

Ref. No.	L.O.N.	(Relative ref. Number) Description	F.R.T.
2	711115	SHOE(PAD) SET, BRAKE :FRONT ..	0.1
3		(1)	
	7111D1	PISTON, FRONT BRAKE CALIPER ..	0.5
		.INCLUDES: Bleed brakes	
		.NOTE: Same time for two units	
11	711130	CALIPER, FRONT BRAKE .....	0.4
		.INCLUDES: Bleed brakes	
12	7111G0	BRACKET, FRONT CALIPER .....	0.2

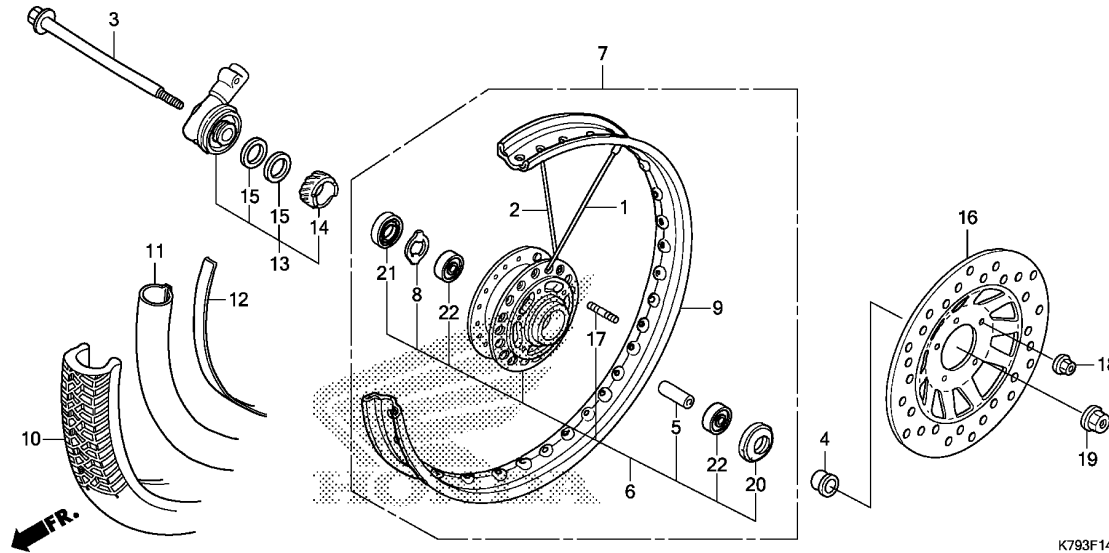


Ref. No.	Part No.	Description	Reqd. QTY		Serial No.	Parts catalogue code
			XR190 L H	CT H		
1	06431-MA3-405	SEAL SET, PISTON .....	2	2		
2	06455-KBB-405	PAD SET, FR. ....	1	1		
3	43107-MAJ-G41	PISTON, 27X31 .....	2	2		
4	43352-568-003	SCREW, BLEEDER(NISSIN) .....	1	1		
5	43353-461-771	CAP, BLEEDER .....	1	1		
6	45108-KW8-901	SPRING, PAD .....	1	1		
7	45112-KAS-901	RETAINER .....	1	1		
8	45131-HA5-672	BOLT A, PIN .....	1	1		
9	45132-166-016	BOOT, PIN BUSH(NISSIN) .....	1	1		
10	45133-MA3-006	BOOT B .....	1	1		
11	45150-K79-E01	CALIPER SUB ASSY., L. FR. (NISSIN)	1	1		
12	45190-K79-E01	BRACKET SUB ASSY., L. FR. CALIPER	1	1		
13	45203-MG3-016	PLUG, PIN .....	1	1		
14	45215-ML7-922	PIN, HANGER .....	1	1		
15	90131-KRH-900	BOLT, FLANGE, 8X40 .....	2	2		



# F-14-20

# FRONT WHEEL(XR190L)



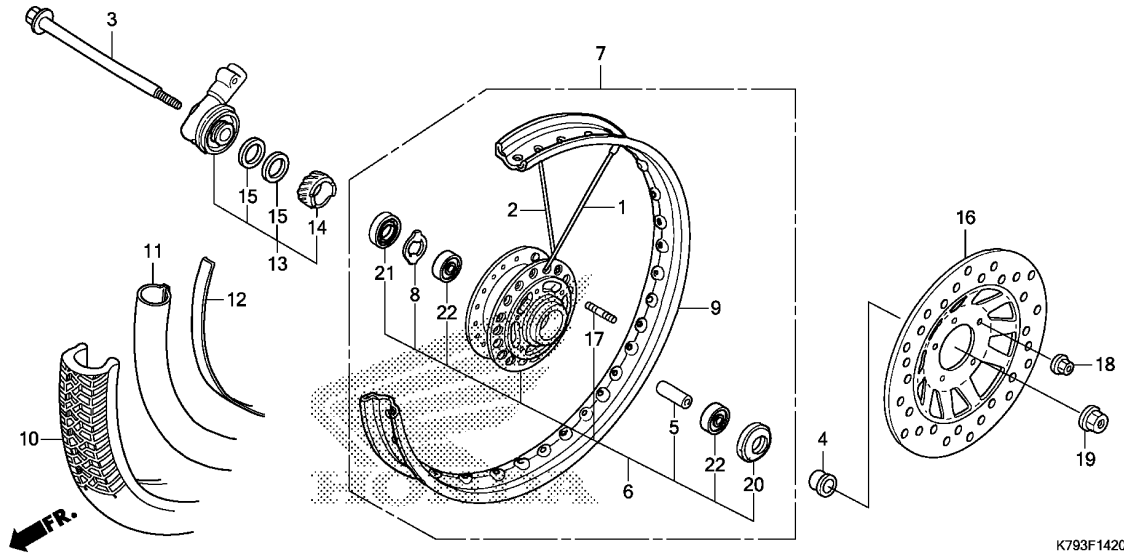
Ref. No.	L.O.N.	(Relative ref. Number) Description	F.R.T.
3		(20,21)	
710151		AXLE, FRONT WHEEL .....	0.2
6		(1,2)	
710103		HUB, FRONT WHEEL .....	2.3
7101D4		FRONT WHEEL .....	0.8
910109		RIM, WHEEL :FRONT .....	2.2
10		(11,12)	
7101J8		FRONT TIRE AND/OR TUBE(ONE) ..	0.7
1310145		GEARBOX ASSY., SPEEDOMETER ...	0.2
1611120		DISC, FRONT BRAKE .....	0.3
2210115		BEARING, FRONT WHEEL(ONE) ....	0.4
710115G		.Replace 1 bearing add .....	0.1

K793F1420

Ref. No.	Part No.	Description	Reqd. QTY		Serial No.	Parts catalogue code
			XR190			
			L	CT		
			H	H		
1	06440-KRH-900	SPOKE SET A,(10X206) .....	18	-		
2	06441-KRH-900	SPOKE SET A,(10X206.5) .....	18	-		
3	44301-KRH-900	AXLE, FR. WHEEL .....	1	-		
4	44312-KRH-900	COLLAR, FR. WHEEL .....	1	-		
5	44620-KRH-900	COLLAR, FR. AXLE DISTANCE ...	1	-		
6	44635-K79-E00	HUB SUB ASSY., FR. ....	1	-		
7	44650-K79-E00	WHEEL SUB ASSY., FR. ....	1	-		
8	44680-KRH-900	RETAINER, GEAR BOX .....	1	-		
9	44701-KRH-900	RIM, FR. WHEEL .....	1	-		
10	44711-KRH-901	TIRE, FR.(CHENG SHIN) (90/90-19 M/C 52P)	1	-		
11	44712-KRH-901	TUBE, TIRE(CHENG SHIN) .....	1	-		
12	44713-KRH-901	FLAP, TIRE(CHENG SHIN) .....	1	-		
13	44800-KRH-901	BOX ASSY., SPEEDOMETER GEAR ..	1	-		
14	44806-KRH-901	GEAR, SPEEDOMETER(20T) .....	1	-		
15	44808-KRH-901	WASHER, GEAR .....	2	-		
16	45351-K79-E01	DISK, FR. BRAKE(ZHEJIANG) ...	1	-		
	45351-K79-E02	DISK, FR. BRAKE(SUNSTAR) ....	1	-		
17	90128-KGA-B90	BOLT, STUD, 2, 6X16 .....	5	-		
18	90302-KYA-601	NUT, FLANGE, 6MM(PT) .....	5	-		
19	90306-KYA-601	NUT, FLANGE, 12MM(PT) .....	1	-		
20	90755-229-003	OIL SEAL, 21X37X7(ARAI) .....	1	-		
	90755-229-005	OIL SEAL, 21X37X7(NOK) .....	1	-		
	90755-KRH-900	OIL SEAL, 21X37X7 .....	1	-		

# F-14-20

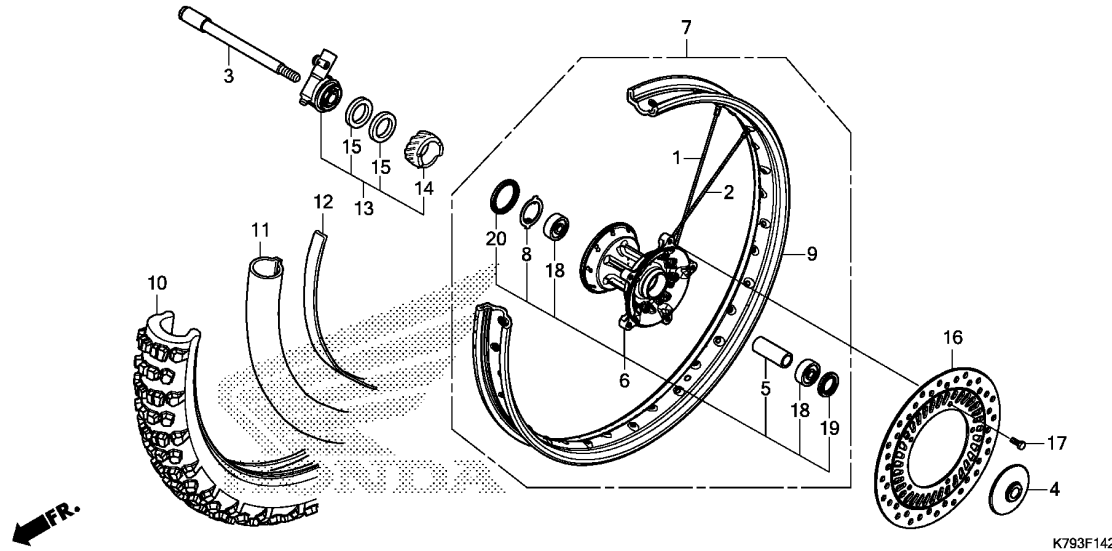
# FRONT WHEEL(XR190L)



Ref. No.	Part No.	Description	Reqd. QTY		Serial No.	Parts catalogue code
			XR190 L H	CT H		
21	91258-410-006	DUST SEAL, 40X50X5(NOK)	1	-		
	91258-410-013	DUST SEAL, 40X50X5(ARAI)	1	-		
	91258-MCG-901	DUST SEAL, 40X50X5(SABO)	1	-		
	91258-MCG-902	DUST SEAL, 40X50X5(NOK)	1	-		
22	91051-K09-C01	BEARING, RADIAL BALL, 6201UU	2	-		
	91051-K09-C02	.....	2	-		

# F-14-21

# FRONT WHEEL(XR190CT)

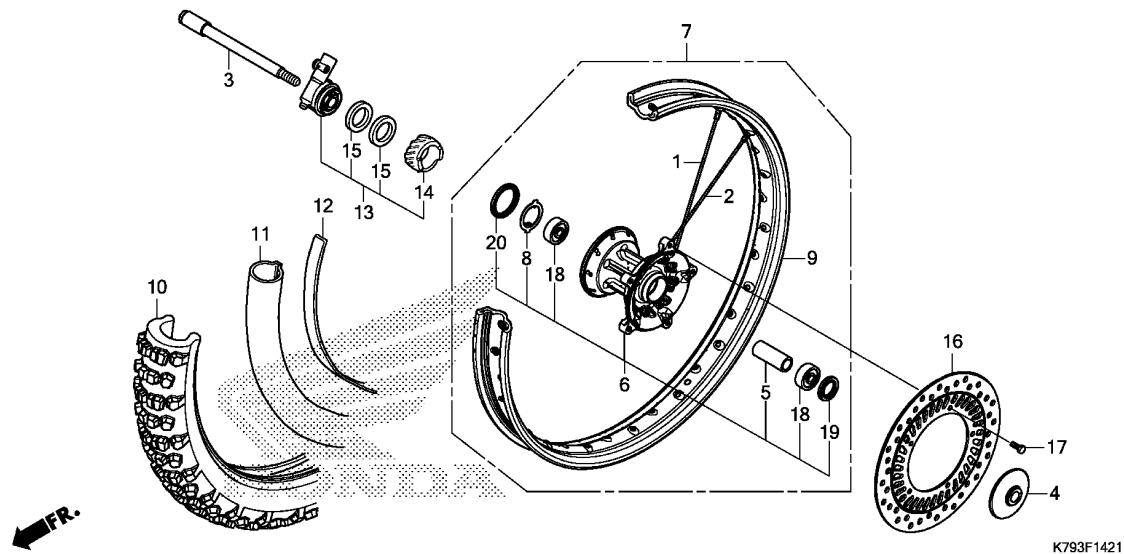


Ref. No.	L.O.N.	(Relative ref. Number) Description	F.R.T.
3		(19,20)	
710151		AXLE, FRONT WHEEL .....	0.2
6		(1,2)	
710103		HUB, FRONT WHEEL .....	2.3
7101D4		FRONT WHEEL .....	0.8
9		710109 RIM, WHEEL :FRONT .....	2.2
10		(11,12)	
7101J8		FRONT TIRE AND/OR TUBE(ONE) ..	0.7
13		710145 GEARBOX ASSY., SPEEDOMETER ...	0.2
16		711120 DISC, FRONT BRAKE .....	0.3
18		710115 BEARING, FRONT WHEEL(ONE) .....	0.4
710115G		.Replace 1 bearing add .....	0.1

Ref. No.	Part No.	Description	Reqd. QTY		Serial No.	Parts catalogue code
			XR190	CT		
			L	H		
1	06440-K79-E20	SPOKE SET A, FR.(B9X230.5) .. (INSIDE)	-	18		
2	06441-K79-E20	SPOKE SET B, FR.(B9X228.5) .. (OUTSIDE)	-	18		
3	44301-K79-E20	AXLE, FR. WHEEL .....	-	1		
4	44310-K79-E20	COLLAR COMP., FR. WHEEL SIDE	-	1		
5	44620-MG3-000	COLLAR, FR. WHEEL DISTANCE ..	-	1		
6	44635-K79-E20ZA	HUB SUB ASSY., FR. *NH364M*SHEEN SILVER METALLIC	-	1		
7	44650-K79-E20ZA	WHEEL SUB ASSY., FR. *NH364M*SHEEN SILVER METALLIC	-	1		
8	44680-MA0-000	RETAINER, GEAR BOX .....	-	1		
9	44701-K79-E20	RIM, FR. WHEEL .....	-	1		
10	44711-K79-E20	TIRE, FR.(CST)(2.75-21 45M) ..	-	1		
11	44712-K79-E20	TUBE, TIRE(CST)(2.75-21) .....	-	1		
12	44713-KRH-781	FLAP, TIRE(CHENG SHIN) .....	-	1		
13	44800-K79-E20	BOX ASSY., SPEEDOMETER GEAR ..	-	1		
14	44806-K79-E20	GEAR, SPEEDOMETER(24T) .....	-	1		
15	44809-402-000	WASHER, SPEEDOMETER GEAR .....	-	2		
16	45351-K79-E20	DISK, FR. BRAKE(ZHEJIANG) .....	-	1		
	45351-K79-U00	DISK, FR. BRAKE(SUNSTAR) .....	-	1		
17	90105-KAE-870	BOLT, DISK, 6X17 .....	-	5		
18	91014-KPS-731	BEARING, RADIAL BALL, 6202U (FUJIKOSHI)	-	2		
	91014-KPS-732	BEARING, RADIAL BALL, 6202U (NSK)	-	2		

**F-14-21**

**FRONT WHEEL(XR190CT)**

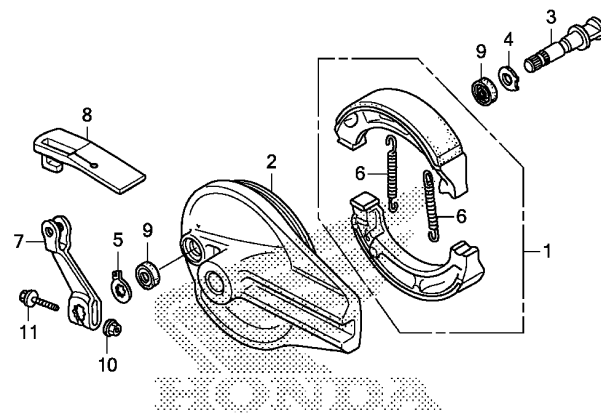


Ref. No.	Part No.	Description	Reqd. QTY		Serial No.	Parts catalogue code
			XR190	L CT		
19	91251-KZZ-901	DUST SEAL, 23X35X5 .....	-	1		
20	91258-410-006	DUST SEAL, 40X50X5 (NOK) .....	-	1		
	91258-410-013	DUST SEAL, 40X50X5 (ARAI) .....	-	1		
	91258-MCG-901	DUST SEAL, 40X50X5 (SABO) .....	-	1		
	91258-MCG-902	DUST SEAL, 40X50X5 (NOK) .....	-	1		

**3**

# F-18

# REAR BRAKE PANEL



FR.   
K793F1800

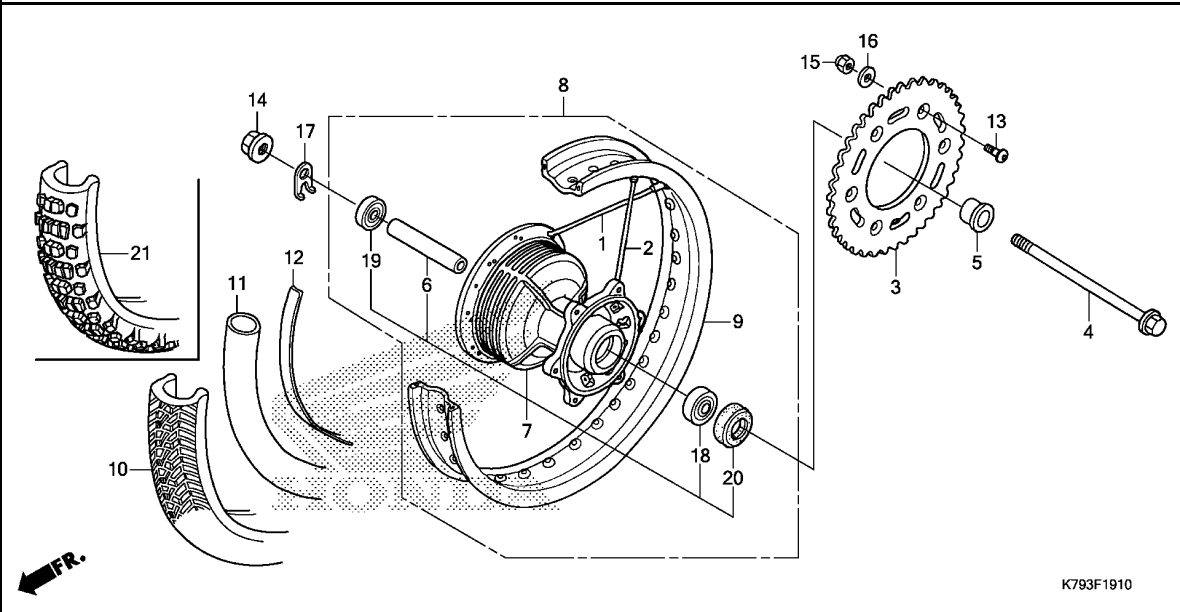
Ref. No.	L.O.N.	(Relative ref. Number) Description	F.R.T.
1	711140	SHOE(PAD) SET, BRAKE :REAR ...	0.4
2	7111A9	PANEL, REAR BRAKE .....	0.5
3	7111B4	CAM, BRAKE :REAR .....	0.5
7	7111C4	ARM, BRAKE :REAR .....	0.4

3

Ref. No.	Part No.	Description	Reqd. QTY		Serial No.	Parts catalogue code
			XR190 L H	CT H		
1	06430-GBJ-J10	SHOE SET, BRAKE(ASK) .....	1	1		
	06430-GCE-900	SHOE SET, BRAKE(NK) .....	1	1		
2	43100-KRH-900ZA	PANEL COMP., RR. BRAKE *NH364M*SHEEN SILVER METALLIC	1	1		
3	43141-KRH-900	CAM, RR. BRAKE .....	1	1		
4	43142-KRH-900	SEAT, RR. BRAKE CAM .....	1	1		
5	43145-KRH-900	INDICATOR, RR. BRAKE .....	1	1		
6	43151-110-000	SPRING, BRAKE SHOE .....	2	2		
7	43410-KRH-900	ARM, RR. BRAKE .....	1	1		
8	43411-KHA-940	COVER, RR. BRAKE ARM .....	1	1		
9	45134-KB7-005	DUST SEAL, BRAKE CAM(NOK) ...	2	2		
10	90302-KYA-601	NUT, FLANGE, 6MM(PT) .....	1	1		
11	95701-08035-00	BOLT, FLANGE, 8X35 .....	1	1		

# F-19-10

# REAR WHEEL



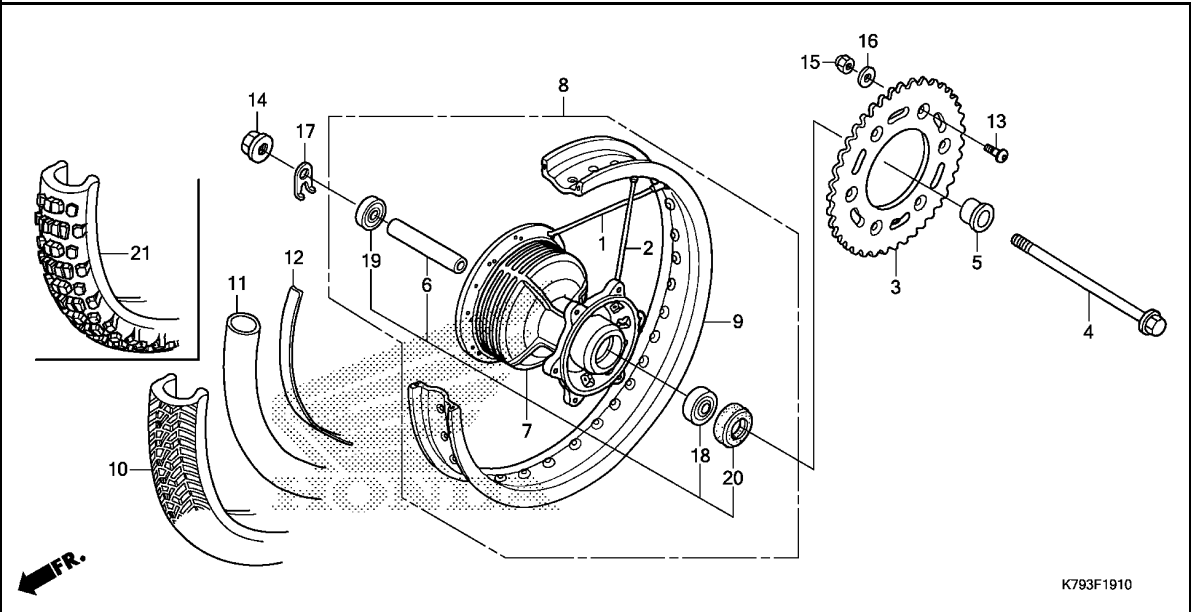
Ref. No.	L.O.N.	(Relative ref. Number) Description	F.R.T.
3	7101A0	SPROCKET, FINAL DRIVEN	0.4
4		(20)	
7	710160	AXLE, REAR WHEEL	0.3
		(1,2)	
8	710121	HUB, REAR WHEEL	2.4
9	710118	REAR WHEEL	0.9
10	710127	RIM, WHEEL :REAR	2.3
		(11,12,21)	
18	7101J9	REAR TIRE AND/OR TUBE(ONE)	0.8
		(19)	
	710133	BEARING, REAR WHEEL(ONE)	0.5
	710133G	.Replace 1 bearing add	0.1

Ref. No.	Part No.	Description	Reqd. QTY		Serial No.	Parts catalogue code
			XR190	CT		
			L	H		
1	06420-KRH-900	SPOKE SET A, RR.(A10X166) (R. SIDE)	18	-		
	06420-K79-E20	SPOKE SET A, RR.(A10X175) (R. SIDE)	-	18		
2	06421-KRH-900	SPOKE SET B, RR.(A10X184) (L. SIDE)	18	-		
	06421-K79-E20	SPOKE SET B, RR.(A10X193) (L. SIDE)	-	18		
3	41201-KRE-600	SPROCKET, FINAL DRIVEN(48T)	1	-		
	41201-K79-E20	SPROCKET, FINAL DRIVEN(52T)	-	1		
4	42301-KRH-900	AXLE, RR. WHEEL	1	1		
5	42312-KRH-900	COLLAR, RR. WHEEL	1	1		
6	42620-KRH-900	COLLAR, RR. AXLE DISTANCE	1	1		
7	42635-KRH-650ZA	HUB SUB ASSY., RR.	1	-		
	42635-KRH-780ZA	*NH364M*SHEEN SILVER METALLIC	-	1		
8	42650-KRH-650ZA	WHEEL SUB ASSY., RR.	1	-		
	42650-K79-E20ZA	*NH364M*SHEEN SILVER METALLIC	-	1		
9	42701-KRH-900	RIM, RR. WHEEL(2.15X17)	1	-		
	42701-KRH-780	RIM, RR. WHEEL(2.15X18)	-	1		
10	42711-KRH-901	TIRE, RR.(CHENG SHIN) (110/90-17 M/C 60P)	1	-		
11	42712-KRH-901	TUBE, TIRE(CHENG SHIN)	1	-		
	42712-K79-E20	TUBE, TIRE(CST)(90/100-18)	-	1		
12	42713-KRH-901	FLAP, TIRE(CHENG SHIN)	1	-		
	42713-KRH-781	.....	-	1		



# F-19-10

# REAR WHEEL

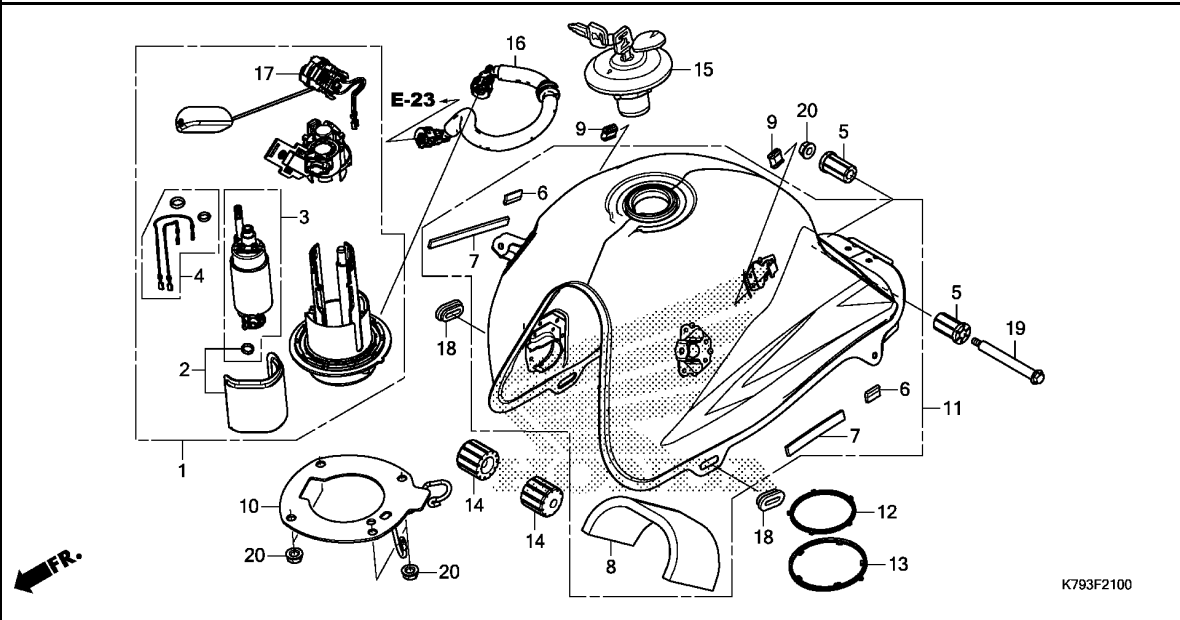


Ref. No.	Part No.	Description	Reqd. QTY		Serial No.	Parts catalogue code
			XR190 L H	CT H		
13	90125-KZJ-900	BOLT, SPROCKET FIXING .....	6	6		
14	90307-KRH-901	NUT, FLANGE, 16MM .....	1	1		
15	90309-KFO-003	NUT, FLANGE, 8MM .....	6	6		
	90309-KRH-901	NUT, U, 8MM .....	6	6		
16	90511-KRH-780	WASHER, 8MM .....	6	6		
17	90559-K79-E00	WASHER, RR. AXLE .....	1	1		
18	91051-KPS-732	BEARING, RADIAL BALL, 6303U (NSK)	1	-		
	96140-63030-10	BEARING, RADIAL BALL, 6303U	-	1		
19	91053-MAY-003	BEARING, RADIAL BALL, 6203UU	1	1		
20	91253-033-003	OIL SEAL, 25X47X6.5 .....	1	1		
21	42711-K79-E20	TIRE, RR.(CST)(90/100-18 54M)	-	1		

3

# F-21

# FUEL TANK



Ref. No.	L.O.N.	(Relative ref. Number) Description	F.R.T.
1		(12,13)	
1	310120	PUMP ASSY., FUEL .....	0.8
2	3101C7	FILTER, FUEL .....	0.8
3		(4)	
	3101A0	PUMP, FUEL .....	0.9
11	310100	TANK, FUEL .....	0.9
16	310162	HOSE, FUEL FEED .....	0.6
17	617105	FUEL TANK SENDING UNIT .....	0.8

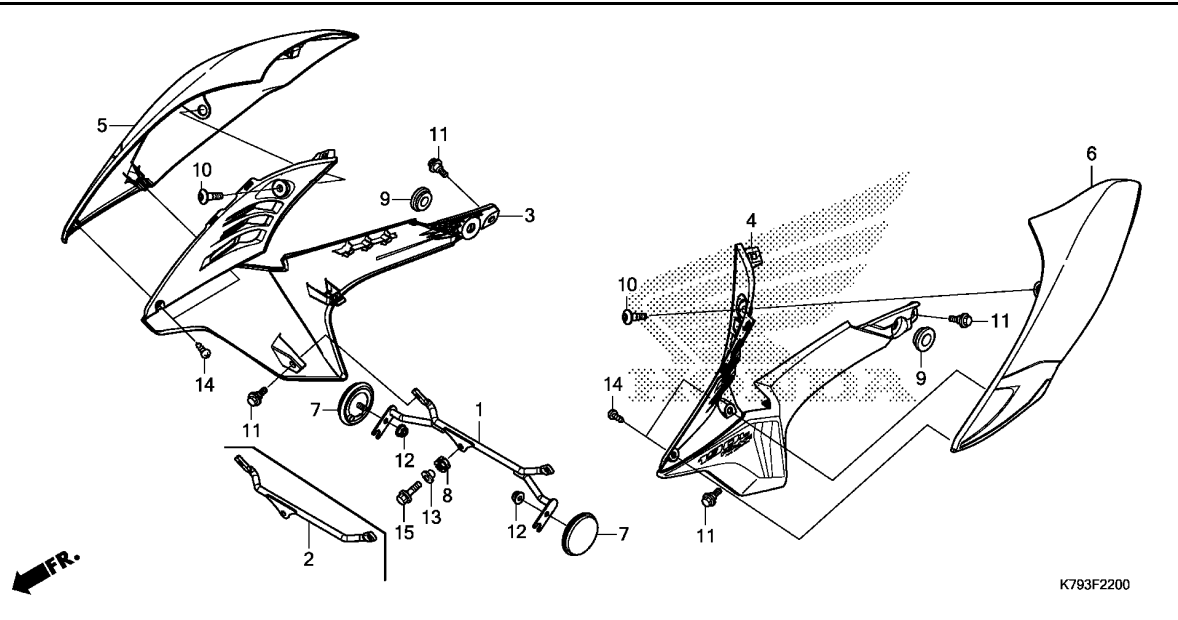
Ref. No.	Part No.	Description	Reqd. QTY		Serial No.	Parts catalogue code
			XR190	CT		
			L	H		
1	16700-K79-E01	PUMP ASSY., FUEL .....	1	1		
2	16707-KRE-H81	FILTER SET .....	1	1		
3	16797-K79-E01	PUMP SET .....	1	1		
4	16798-KRE-H81	O-RING SET .....	1	1		
5	17506-KRE-G00	CUSHION, FUEL TANK RR. PIVOT	2	2		
6	17523-K79-E00	RUBBER, TANK(A) .....	2	2		
7	17524-K79-E00	RUBBER, TANK(B) .....	2	2		
8	17529-K79-E00	MAT, FUEL TANK .....	1	1		
9	17529-KZJ-900	RUBBER, SHROUD MOUNTING	2	2		
10	17534-K79-E00	PLATE, SETTING .....	1	1		
11	17540-K79-E00ZB	TANK SET, FUEL(WL)				
		*TYPE2*	1	1	----- CL,DK,LA	
	17540-K79-E00ZC	*TYPE1*	1	1		
	17540-K79-E00ZA	*TYPE3*	1	-		
12	17572-KPN-A71	GASKET, FUEL PUMP .....	1	1		
13	17573-KPN-A71	SEAL, DUST .....	1	1		
14	17611-KRE-G00	CUSHION, FR. FUEL TANK	2	2		
15	17620-KRH-901	CAP COMP., FUEL FILLER	1	1		
16	17650-KRE-H81	HOSE COMP., FUEL FEED .....	1	1		
17	37800-K79-E01	FUEL UNIT .....	1	1		
18	83551-ME9-000	GROMMET, SIDE COVER .....	2	2		
19	90112-KRE-G00	BOLT, SPECIAL, 6MM .....	1	1		
20	94050-06000	NUT, FLANGE, 6MM .....	5	5		





# F-22

# SHROUD



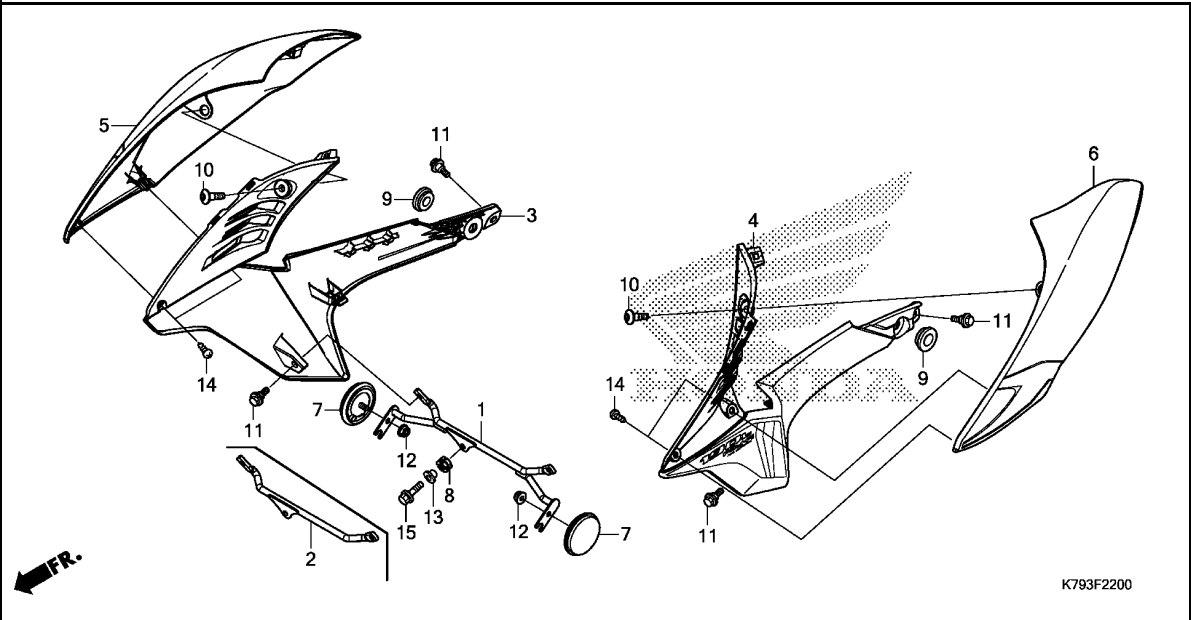
Ref. No.	L.O.N.	(Relative ref. Number) Description	F.R.T.
3	4111BX	SHROUD :RIGHT .....	0.2
4	4111BW	SHROUD :LEFT .....	0.2
	4111BY	SHROUD :BOTH .....	0.3
5	4111CB	SHROUD :RIGHT UPPER .....	0.2
6	4111CA	SHROUD :LEFT UPPER .....	0.2
	4111CC	SHROUD :BOTH UPPER .....	0.3

**3**

Ref. No.	Part No.	Description	Reqd. QTY		Serial No.	Parts catalogue code
			XR190 L H	CT H		
1	19040-K79-C00	JOINT, SHROUD .....	1	-	-----	CL
2	19040-K79-E00	JOINT, SHROUD .....	1	1	-----	DK,LA,U
3	19050-K79-E00ZA	SHROUD SET B, R. TANK(WL)				
		*TYPE3*	1	-		
	19050-K79-E00ZB	*TYPE2*	1	-		
	19050-K79-E00ZC	*TYPE1*	1	-		
	19050-K79-E20ZB	*TYPE2*	-	1	-----	LA
	19050-K79-E20ZC	*TYPE1*	-	1		
4	19060-K79-E00ZA	SHROUD SET B, L. TANK(WL)				
		*TYPE3*	1	-		
	19060-K79-E00ZB	*TYPE2*	1	-		
	19060-K79-E00ZC	*TYPE1*	1	-		
	19060-K79-E20ZB	*TYPE2*	-	1	-----	LA
	19060-K79-E20ZC	*TYPE1*	-	1		
5	19100-K79-E00ZD	SHROUD SET A, R. TANK(WL)				
		*TYPE3*	1	-		
	19100-K79-E00ZE	*TYPE2*	1	-		
	19100-K79-E00ZF	*TYPE1*	1	-		
	19100-K79-E00ZB	*TYPE2 1*	-	1	-----	LA
	19100-K79-E00ZC	*TYPE1 1*	-	1		
6	19200-K79-E00ZD	SHROUD SET A, L. TANK(WL)				
		*TYPE3*	1	-		
	19200-K79-E00ZE	*TYPE2*	1	-		
	19200-K79-E00ZF	*TYPE1*	1	-		
	19200-K79-E00ZB	*TYPE2 2*	-	1	-----	LA
	19200-K79-E00ZC	*TYPE1 2*	-	1		
7	33741-KYY-901	REFLECTOR, REFLEX(AMBER) .....	2	-	-----	CL
8	37101-KRH-900	RUBBER, SPEEDOMETER .....	1	1		

# F-22

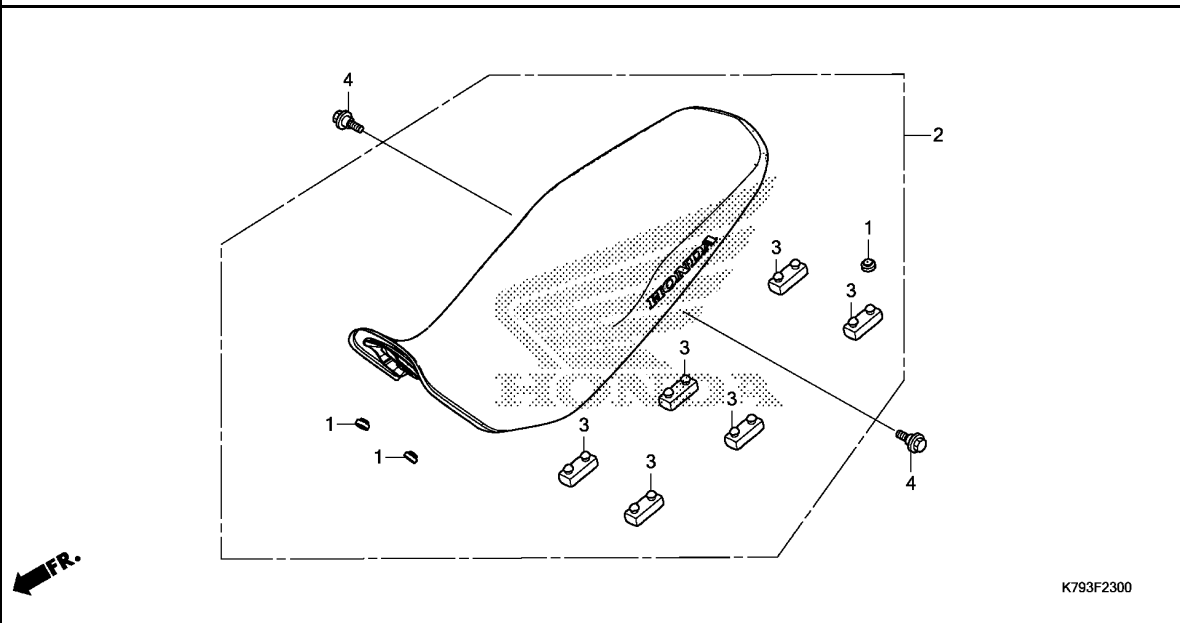
# SHROUD



Ref. No.	Part No.	Description	Reqd. QTY		Serial No.	Parts catalogue code
			XR190 L H	CT H		
9	83551-376-000	GROMMET, SIDE COVER .....	2	2		
10	90114-KWL-000	SCREW, SPECIAL, 6X14 .....	2	2		
11	90116-KRH-900	BOLT, FLANGE, 6MM .....	4	4		
12	90301-088-660	NUT, SPECIAL, 6MM .....	2	-	----- CL	
13	90509-KRH-900	COLLAR, SIDE MOUNTING .....	1	1		
14	93903-24380	SCREW, TAPPING, 4X12 .....	4	4		
15	96001-06018-00	BOLT, FLANGE, 6X18 .....	1	1		

# F-23

# SEAT



Ref. No.	L.O.N.	(Relative ref. Number) Description	F.R.T.
----------	--------	------------------------------------	--------

2	413150	SEAT .....	0.2
---	--------	------------	-----

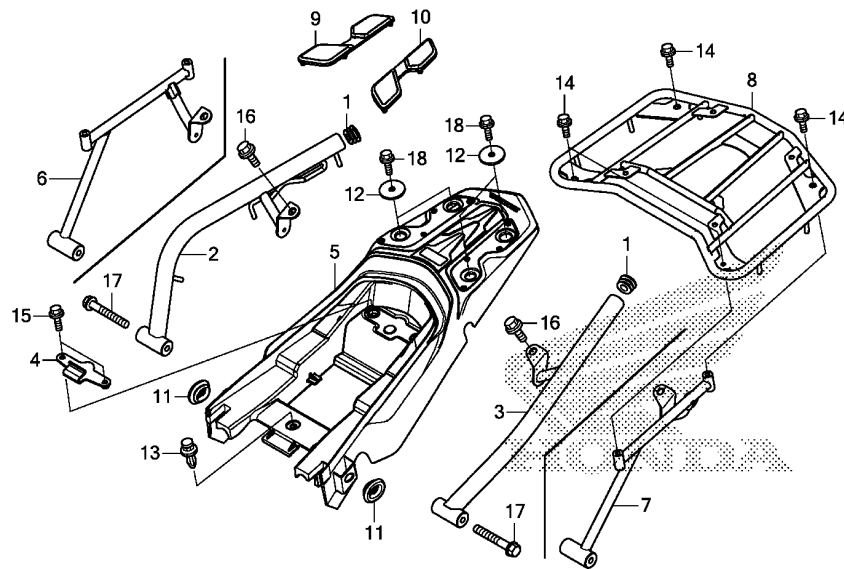
Ref. No.	Part No.	Description	Reqd. QTY		Serial No.	Parts catalogue code
			XR190 L	CT H		

1	77110-KA3-730	RUBBER, SEAT MOUNTING .....	3	3		
2	77200-K79-E00ZA	SEAT COMP., DOUBLE *TYPE1*.....	1	1		
3	77205-286-000	RUBBER B, SEAT SETTING .....	6	6		
4	90116-KRH-900	BOLT, FLANGE, 6MM .....	2	2		

3

# F-23-10

# REAR COWL



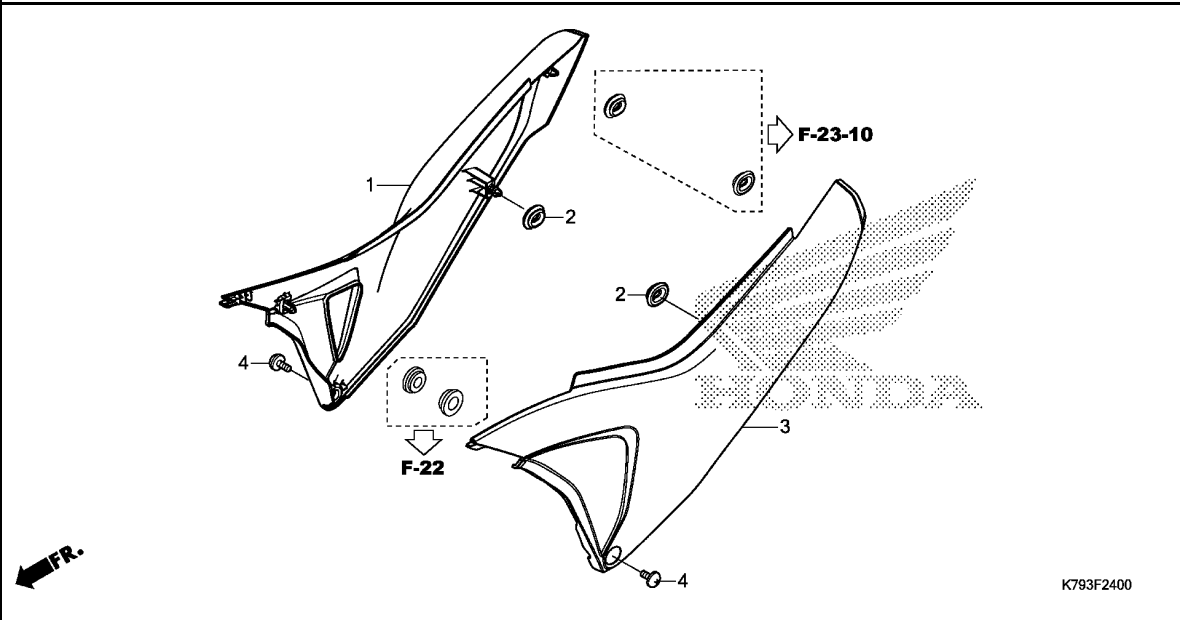
K793F2310

Ref. No.	L.O.N.	(Relative ref. Number) Description	F.R.T.
2		(6)	
4131F4		RAIL, GRAB :RIGHT .....	0.3
3		(7)	
4131F3		RAIL, GRAB :LEFT .....	0.3
4131F5		RAIL, GRAB :BOTH .....	0.4
5		COWL, REAR .....	0.3
8		CARRIER, LUGGAGE .....	0.1

Ref. No.	Part No.	Description	Reqd. QTY		Serial No.	Parts catalogue code
			XR190			
			L	CT		
			H	H		
1	50315-H06-000	CAP, PIPE END .....	2	-		
2	50315-K79-E00ZA	GRIP, R. RR. *NH1*.....BLACK	1	-		
3	50325-K79-E00ZA	GRIP, L. RR. *NH1*.....BLACK	1	-		
4	50410-K79-E00	HOOK, SEAT(RR.) .....	1	1		
5	80200-K79-E00ZC	COWL, RR. *NH1*.....BLACK	1	1	----- CL,DK,LA	
	80200-K79-E00ZA	*R134*.....FIGHTING RED	1	1		
	80200-K79-E00ZB	*NH196*.....ROSS WHITE	1	-		
6	81200-K79-E20ZA	BASE COMP., R. RR. CARRIER *NH1*.....BLACK	-	1		
7	81250-K79-E20ZA	BASE COMP., L. RR. CARRIER *NH1*.....BLACK	-	1		
8	81300-K79-E20ZA	PIPE COMP., RR. CARRIER *NH1*.....BLACK	-	1		
9	81301-KRE-B00	RUBBER, R. RR. COWL .....	1	1		
10	81302-KRE-B00	RUBBER, L. RR. COWL .....	1	1		
11	83551-GE2-000	GROMMET, AIR CLEANER CASE ...	2	2		
12	90504-K79-E00	WASHER, PLAIN, 6MM .....	4	4		
13	90653-HC4-900	CLIP, MUDGUARD .....	1	1		
14	95701-06012-07	BOLT, FLANGE, 6X12 .....	-	4		
15	95701-06016-00	BOLT, FLANGE, 6X16 .....	2	2		
16	95701-08016-00	BOLT, FLANGE, 8X16 .....	2	2		
17	95701-08070-07	BOLT, FLANGE, 8X70 .....	2	2		
18	96001-06014-00	BOLT, FLANGE, 6X14 .....	4	4		

# F-24

# SIDE COVER



Ref. No.	L.O.N.	(Relative ref. Number) Description	F.R.T.
1	4111H9	COVER, SIDE :RIGHT .....	0.1
3	4111H8	COVER, SIDE :LEFT .....	0.1
	4111J0	COVER, SIDE :BOTH .....	0.1

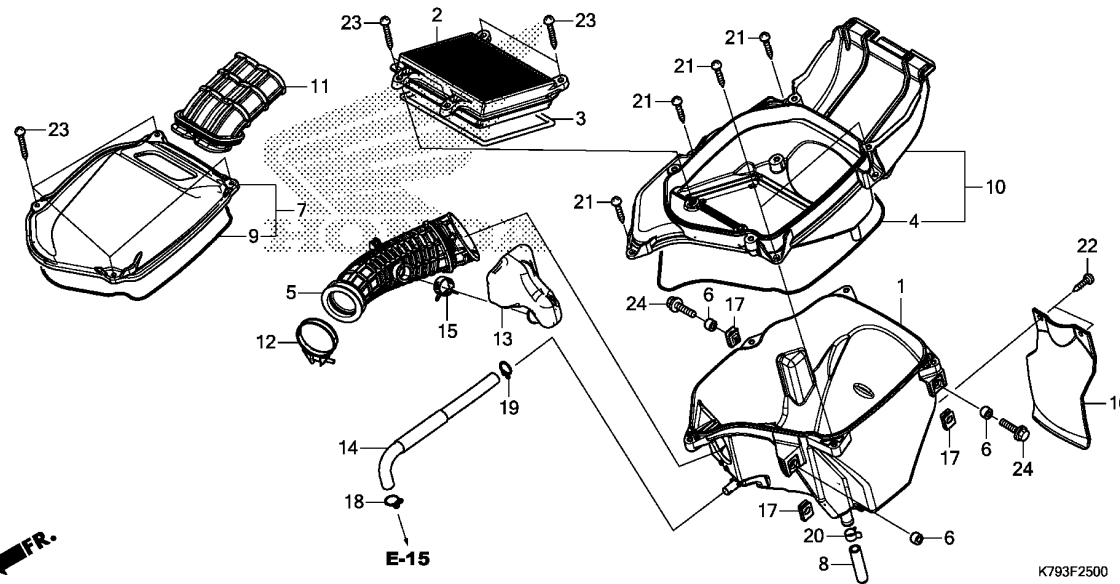
K793F2400

3

Ref. No.	Part No.	Description	Reqd. QTY		Serial No.	Parts catalogue code
			XR190 L CT H H			
1	83501-K79-E00ZB	COVER, R. SIDE	1	1	-----	CL,DK,LA
		*NH1*.....BLACK	1	1		
	83501-K79-E00ZA	*NH196*.....ROSS WHITE	1	1		
2	83551-GE2-000	GROMMET, AIR CLEANER CASE ...	2	2		
3	83601-K79-E00ZB	COVER, L. SIDE	1	1	-----	CL,DK,LA
		*NH1*.....BLACK	1	1		
	83601-K79-E00ZA	*NH196*.....ROSS WHITE	1	1		
4	90107-KTJ-900	BOLT, BODY COVER SETTING ....	2	2		

# F-25

# AIR CLEANER

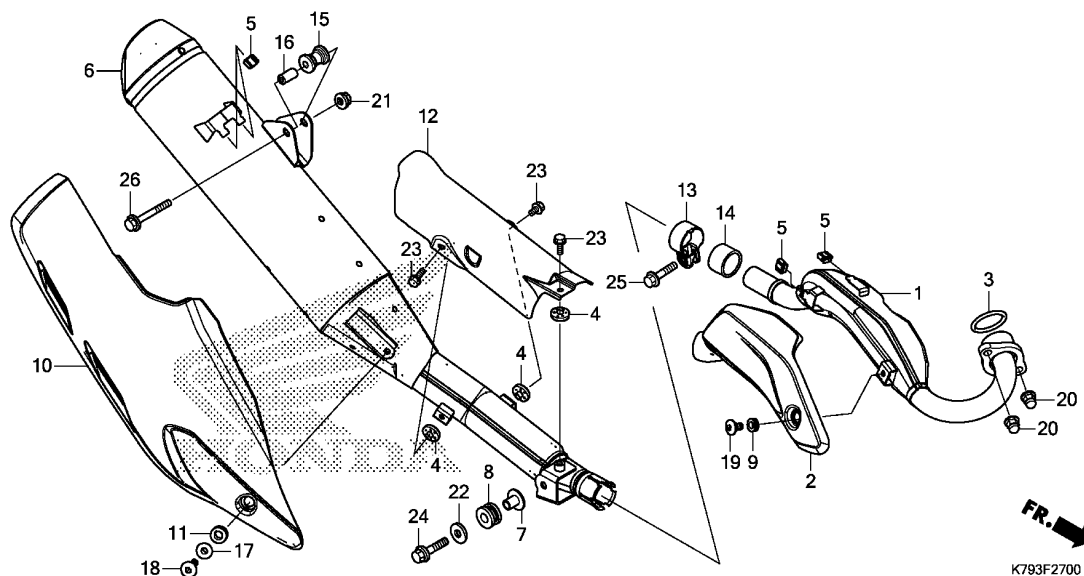


Ref. No.	L.O.N.	(Relative ref. Number) Description	F.R.T.
1	3121A5	CASE, AIR CLEANER .....	1.6
2	312105	ELEMENT, AIR CLEANER .....	0.3
5	3121B6	TUBE, AIR CLEANER CONNECTING .....	1.6
7		(11)	
	312102	COVER, AIR CLEANER CASE .....	0.3
10	3121D0	CASE, AIR CLEANER :MIDDLE ....	1.5
13	3121C1	RESONATOR .....	1.4
16	4131G4	MUDGUARD :REAR .....	0.1

Ref. No.	Part No.	Description	Reqd. QTY		Serial No.	Parts catalogue code
			XR190 L H	CT H		
1	17210-K79-E00	CASE, AIR CLEANER .....	1	1		
2	17211-K79-E00	ELEMENT COMP., AIR CLEANER ..	1	1		
3	17214-KRH-780	SEAL, SEPARATOR .....	1	1		
4	17219-KRE-900	SEAL, AIR CLEANER .....	1	1		
5	17222-K79-E00	TUBE, AIR CLEANER CONNECTING	1	1		
6	17223-KVX-600	COLLAR, AIR CLEANER .....	3	3		
7	17225-K79-E00	COVER SUB ASSY., AIR CLEANER	1	1		
8	17227-KYY-900	TUBE, VINYL, 11X15X40 .....	1	1		
9	17229-KRE-900	SEAL, AIR CLEANER(DIRTY) ....	1	1		
10	17235-K79-E00	SEPARATOR SUB ASSY., AIR CLEANER	1	1		
11	17240-K79-E00	DUCT, IN. ....	1	1		
12	17256-K79-E00	BAND, AIR CLEANER CONNECTING TUBE(50MM)	1	1		
13	17311-K79-E00	RESONATOR .....	1	1		
14	17373-K79-E00	TUBE, BREATHER .....	1	1		
15	19509-K40-F00	CLAMP, TUBE(D19) .....	1	1		
16	80105-K79-E20	MUDGUARD .....	-	1		
17	90311-KSH-900	NUT, CLIP, 6MM .....	3	3		
18	90651-KM9-000	CLIP, TUBE(B14) .....	1	1		
19	90661-GHB-610	CLAMP B, TUBE, 12.5MM .....	1	1		
20	91406-KVX-600	CLAMP, TUBE(D14.5) .....	1	1		
21	93903-25320	SCREW, TAPPING, 5X16 .....	5	5		
22	93903-25380	SCREW, TAPPING, 5X16 .....	-	2		
23	93903-25510	SCREW, TAPPING, 5X25 .....	8	8		
24	95701-06016-00	BOLT, FLANGE, 6X16 .....	2	2		

# F-27

# EXHAUST MUFFLER



Ref. No.	L.O.N.	(Relative ref. Number) Description	F.R.T.
1	313110	PIPE, EXHAUST .....	0.2
2	3131A6	PROTECTOR, EXHAUST PIPE .....	0.1
3	3131B4	GASKET, EXHAUST PIPE .....	0.2
6	313120	MUFFLER .....	0.3
10	3131G8	PROTECTOR, MUFFLER :REAR .....	0.1
12	313121	PROTECTOR, MUFFLER .....	0.3
14	3131C4	GASKET, MUFFLER .....	0.2

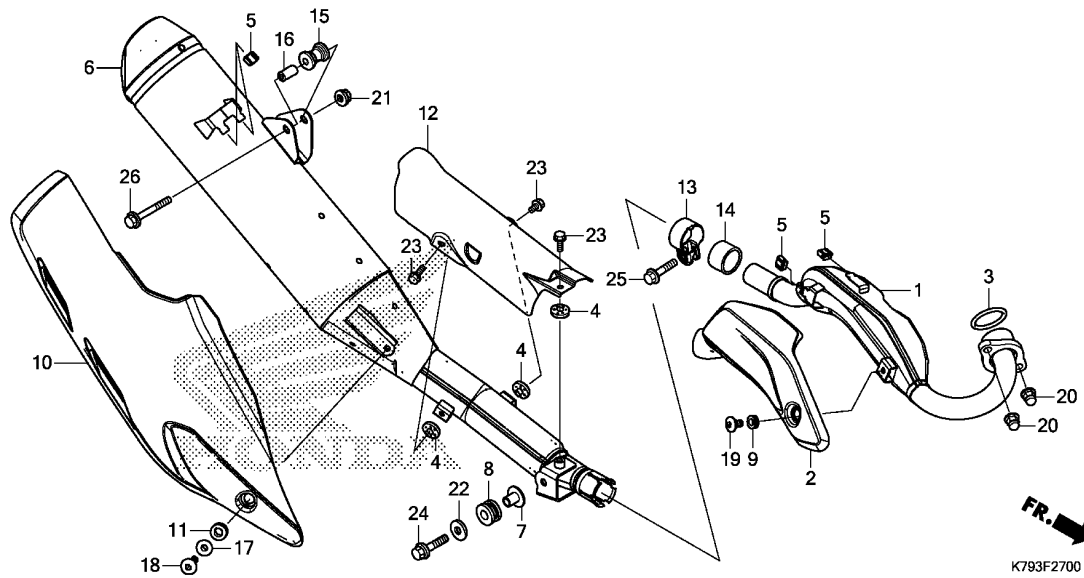
K793F2700

3

Ref. No.	Part No.	Description	Reqd. QTY		Serial No.	Parts catalogue code
			XR190 L H	CT H		
1	18150-K79-E00	PIPE COMP., EX. ....	1	1		
2	18155-K79-E00	COVER COMP., EX. PIPE .....	1	1		
3	18291-KRH-900	GASKET, EX. PIPE .....	1	1		
4	18292-KBR-000	PACKING, PROTECTOR .....	3	3		
5	18293-MCA-A20	RUBBER, PROTECTOR PACKING ...	4	4		
6	18300-K79-E00	MUFFLER ASSY. ....	1	1		
7	18327-KRH-900	COLLAR, CHAMBER RR.(8.5X15) -	1	1		
8	18328-KRH-D20	RUBBER, CHAMBER RR. MOUNTING	1	1		
9	18345-MBT-610	RUBBER, PROTECTOR MOUNTING ..	1	1		
10	18355-K79-E00ZA	PROTECTOR, MUFFLER *NH105*...MAT BLACK (#15-#20)	1	1		
11	18357-MCG-000	RUBBER, PROTECTOR MOUNTING ..	1	1		
12	18360-K79-E00	PROTECTOR, FR. ....	1	1		
13	18371-K79-E00	BAND, MUFFLER .....	1	1		
14	18391-HB7-000	PACKING, MUFFLER .....	1	1		
15	18421-KFB-000	RUBBER, MUFFLER MOUNTING ....	1	1		
16	18422-KRH-900	COLLAR, MUFFLER MOUNTING ....	1	1		
17	83119-KRH-900	COLLAR, LOCK SETTING .....	1	1		
18	90107-K79-E00	BOLT, SPECIAL, 6X14 .....	1	1		
19	90113-GFP-B00	SCREW, PAN, 6X12 .....	1	1		
20	90305-KSP-900	NUT, EXHAUST PIPE, 8MM .....	2	2		
21	94050-08000	NUT, FLANGE, 8MM .....	1	1		
22	94103-08700	WASHER, PLAIN, 8MM .....	1	1		
23	95701-06010-07	BOLT, FLANGE, 6X10 .....	3	3		
24	95701-08030-07	BOLT, FLANGE, 8X30 .....	1	1		

**F-27**

**EXHAUST MUFFLER**



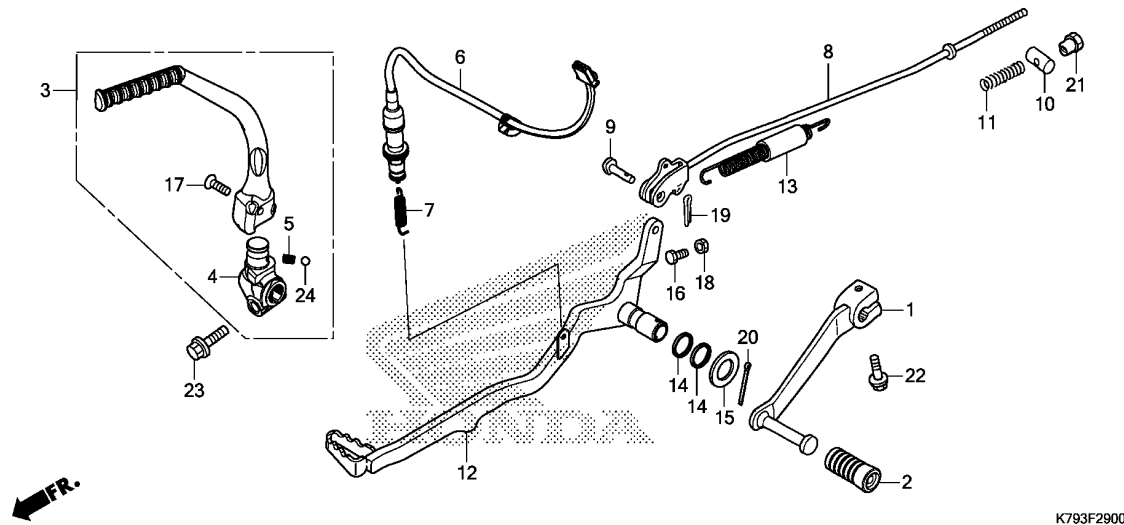
K793F2700

Ref. No.	Part No.	Description	Reqd. QTY		Serial No.	Parts catalogue code
			XR190 L H	CT H		
25	95701-08032-00	BOLT, FLANGE, 8X32 .....	1	1		
26	95701-08045-07	BOLT, FLANGE, 8X45 .....	1	1		



# F-29

# PEDAL



K793F2900

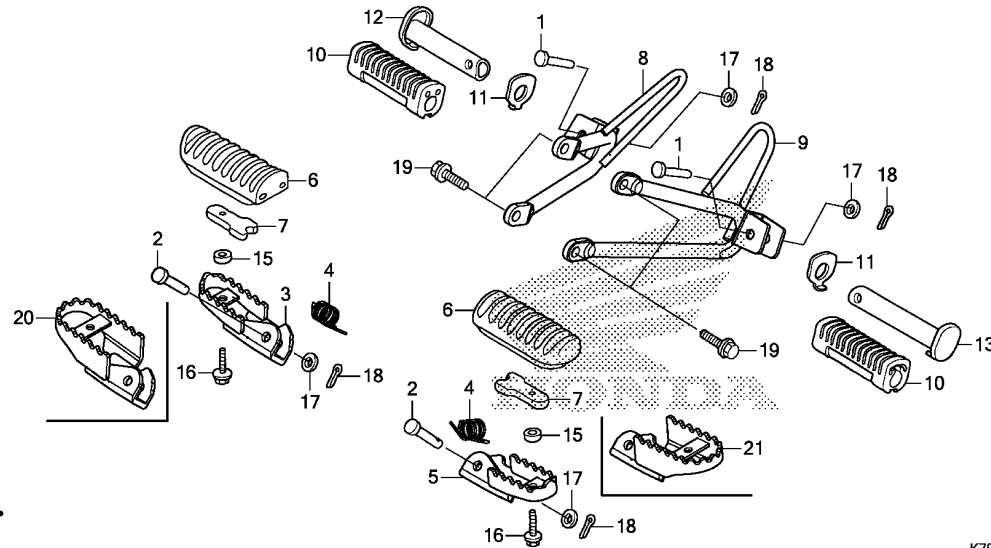
Ref. No.	L.O.N.	(Relative ref. Number) Description	F.R.T.
1	4101A1	PEDAL, GEAR CHANGE .....	0.1
3	112107	ARM, KICK STARTER .....	0.1
6	6151B5	SWITCH, REAR STOP :PEDAL SIDE	0.4
8	811135	ROD, REAR BRAKE .....	0.3
12	810160	PEDAL, REAR BRAKE .....	0.3

3

Ref. No.	Part No.	Description	Reqd. QTY		Serial No.	Parts catalogue code
			XR190 L H	CT H		
1	24710-KRH-900	PEDAL COMP., CHANGE .....	1	1		
2	24781-KRH-900	RUBBER, CHANGE PEDAL .....	1	1		
3	28300-K79-E00	ARM ASSY., KICK STARTER .....	1	1		
4	28302-K79-E00	JOINT, KICK ARM .....	1	1		
5	28333-KYK-910	SPRING, KICK STARTER ARM				
		SETTING	1	1		
6	35350-K79-E01	SWITCH ASSY., RR. STOP .....	1	1		
7	35357-K79-E00	SPRING, STOP SWITCH .....	1	1		
8	43451-KRH-780	ROD COMP., RR. BRAKE .....	1	-		
	43451-K79-E20	.....	-	1		
9	43455-KRH-900	PIN C, JOINT .....	1	1		
10	43456-KRH-900	JOINT B, BRAKE ARM .....	1	1		
11	43472-KB9-750	SPRING A, BRAKE ROD .....	1	1		
12	46500-K79-E00	PEDAL COMP., BRAKE .....	1	1		
13	46513-KRH-900	SPRING SET, BRAKE PEDAL .....	1	1		
14	46525-KRH-900	DUST SEAL, 17X20X2.5 .....	2	2		
15	90501-KRH-900	WASHER, BUSH .....	1	1		
16	92101-06014-0A	BOLT, HEX., 6X14 .....	1	1		
17	93600-06022-0H	SCREW, FLAT, 6X22 .....	1	1		
18	94001-06200-0S	NUT, HEX., 6MM .....	1	1		
19	94201-20120	PIN, SPLIT, 2.0X12 .....	1	1		
20	94201-30280	PIN, SPLIT, 3.0X28 .....	1	1		
21	95015-42000	NUT B, BRAKE ROD ADJUSTING ..	1	1		
22	95701-06020-00	BOLT, FLANGE, 6X20 .....	1	1		
23	95701-08030-00	BOLT, FLANGE, 8X30 .....	1	1		
24	96211-08000	BALL, STEEL, #8(1/4) .....	1	1		

# F-30

# STEP

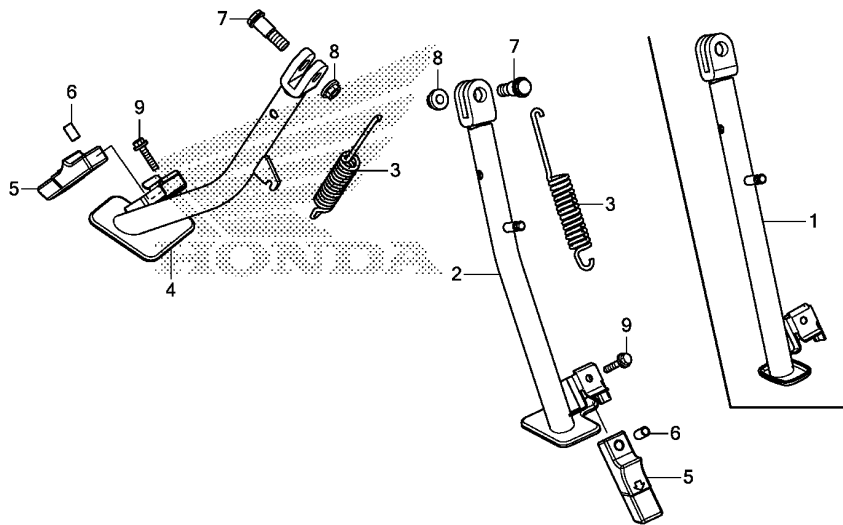


Ref. No.	L.O.N.	(Relative ref. Number) Description	F.R.T.
3	(20)		
4101C6		BAR, MAIN STEP :RIGHT .....	0.2
5	(21)		
4101C5		BAR, MAIN STEP :LEFT .....	0.2
4101J1		BAR, MAIN STEP :BOTH .....	0.3
6	4101D3	RUBBER, STEP :LEFT .....	0.1
	4101D4	RUBBER, STEP :RIGHT .....	0.1
	4101L8	RUBBER, STEP :BOTH .....	0.1
8	4101D0	BRACKET, PILLION STEP :RIGHT ..	0.1
9	4101C9	BRACKET, PILLION STEP :LEFT ..	0.1
	4101K4	BRACKET, PILLION STEP :BOTH ..	0.2
10	4101DX	RUBBER, PILLION STEP :LEFT ...	0.1
	4101DY	RUBBER, PILLION STEP :RIGHT ..	0.1
	4101DZ	RUBBER, PILLION STEP :BOTH ...	0.2
12	4101C8	BAR, PILLION STEP :RIGHT .....	0.1
13	4101C7	BAR, PILLION STEP :LEFT .....	0.1
	4101P4	BAR, PILLION STEP :BOTH .....	0.2

Ref. No.	Part No.	Description	Reqd. QTY		Serial No.	Parts catalogue code
			XR190			
			L	CT		
			H	H		
1	50603-KEJ-900	PIN, MAIN STEP BAR JOINT .....	2	-		
2	50603-KRH-900	PIN, STEP BAR JOINT .....	2	2		
3	50612-KRH-900	STEP COMP., R. ....	1	-		
4	50617-KRH-900	SPRING, STEP RETURN .....	2	2		
5	50642-KRH-900	STEP COMP., L. ....	1	-		
6	50661-KRH-900	RUBBER, STEP .....	2	-		
7	50662-KRH-900	PLATE, STEP RUBBER SETTING ..	2	-		
8	50701-K79-E00	BRACKET COMP., R. PILLION STEP	1	-		
9	50706-KRH-900	BRACKET COMP., L. PILLION STEP	1	-		
10	50710-KGA-940	RUBBER, PILLION STEP .....	2	-		
11	50712-KRH-900	PLATE, PILLION STEP .....	2	-		
12	50713-KRH-900	BAR, R. PILLION STEP .....	1	-		
13	50714-KRH-900	BAR, L. PILLION STEP .....	1	-		
15	52156-KRH-900	COLLAR, 6.5X4 .....	2	-		
16	90112-GW3-000	BOLT, FLANGE, 6X14 .....	2	-		
17	94101-08000	WASHER, PLAIN, 8MM .....	4	2		
18	94201-20150	PIN, SPLIT, 2.0X15 .....	4	2		
19	95701-08018-00	BOLT, FLANGE, 8X18 .....	4	-		
20	50612-K79-E20	STEP COMP., R. ....	-	1		
21	50642-K79-E20	STEP COMP., L. ....	-	1		

# F-31

# STAND



K793F3100

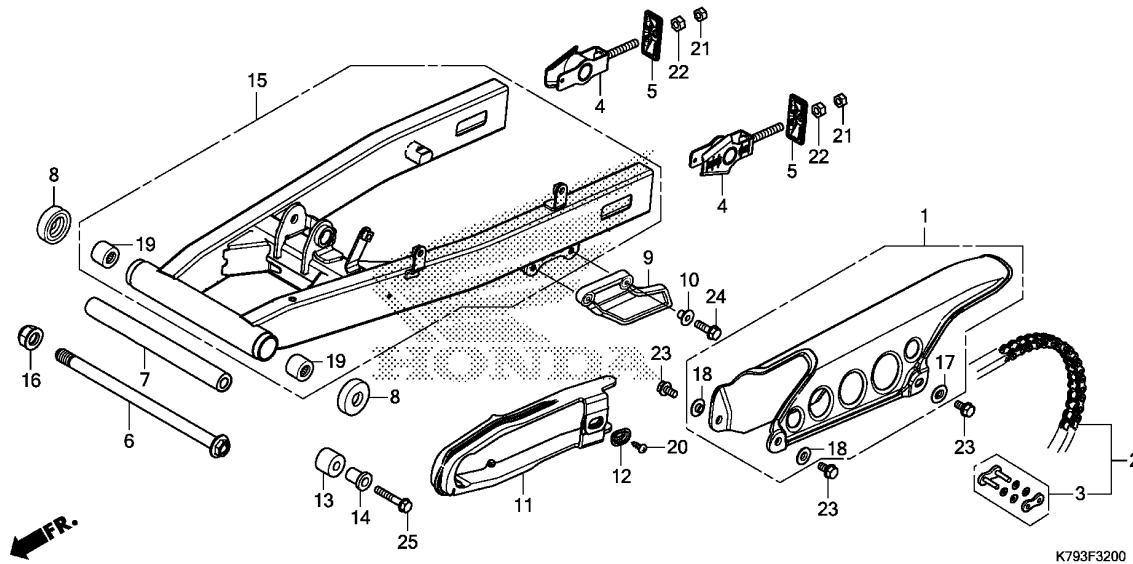
Ref. No.	L.O.N. (Relative ref. Number)	Description	F.R.T.
2	(1,4)		
410180		BAR, SIDE STAND .....	0.2
410180A		.Replace 1 side stand add ....	0.2
3			
410182		SPRING, SIDE STAND .....	0.1
410182A		.Replace 1 spring add .....	0.1

3

Ref. No.	Part No.	Description	Reqd. QTY		Serial No.	Parts catalogue code
			XR190 L H	CT H		
1	50530-K79-E00	BAR COMP., SIDE STAND .....	1	-		
2	50530-K79-E20	BAR COMP., L. SIDE STAND ....	-	1		
3	50539-K79-E00	SPRING, SIDE STAND .....	1	2		
4	50540-K79-E20	BAR COMP., R. SIDE STAND ....	-	1		
5	50548-356-700	RUBBER, STAND .....	1	2		
6	50549-356-700	COLLAR, STAND RUBBER SETTING	1	2		
7	90108-KRH-780	BOLT, SIDE STAND PIVOT .....	1	2		
8	90203-MF9-710	NUT, SIDE STAND .....	1	2		
9	95701-06025-07	BOLT, FLANGE, 6X25 .....	1	2		

# F-32

# SWINGARM

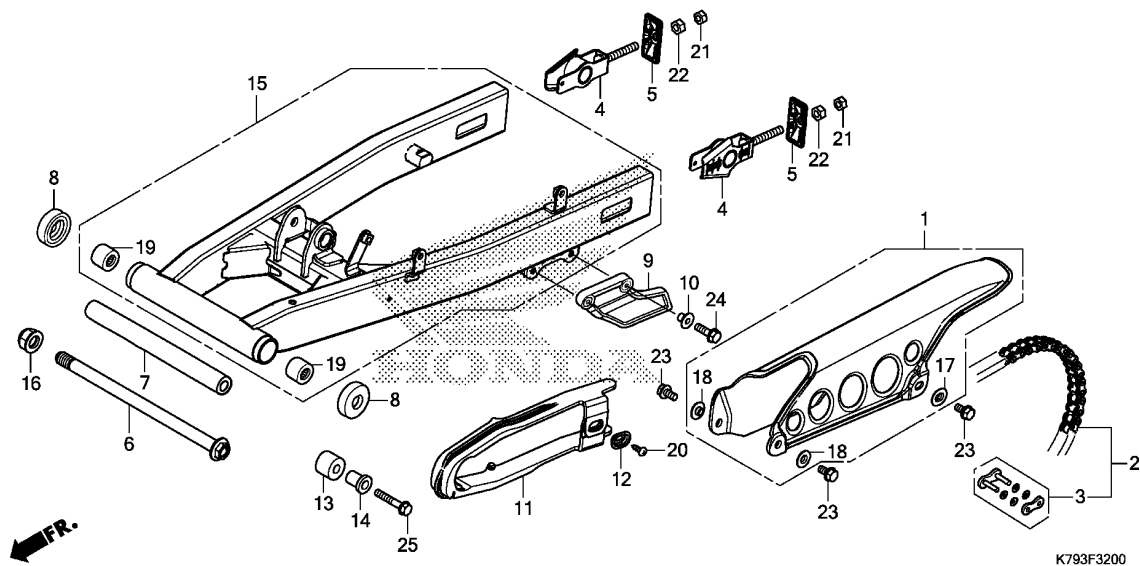


Ref. No.	L.O.N.	(Relative ref. Number) Description	F.R.T.
1	410195	CASE, DRIVE CHAIN .....	0.1
2	213165	CHAIN, DRIVE .....	0.5
9	4101J3	GUARD, CHAIN .....	0.1
11	4101E5	SLIDER, CHAIN .....	0.3
13	4101E4	ROLLER, CHAIN TENSIONER .....	0.1
15	5121B0	SWINGARM ASSEMBLY .....	0.7
19	5121C8	BEARING, SWINGARM PIVOT :LEFT	0.8
	5121C9	BEARING, SWINGARM PIVOT :RIGHT	0.8
	5121D0	BEARING, SWINGARM PIVOT :BOTH	1.0

Ref. No.	Part No.	Description	Reqd. QTY		Serial No.	Parts catalogue code
			XR190			
			L	CT		
			H	H		
1	40510-KRH-900	CASE, DRIVE CHAIN .....	1	1		
2	40540-K79-E02	CHAIN, DRIVE(DID)(428V-130ZB)	1	-		
	40540-K79-E21	CHAIN, DRIVE(CHOHO)	-	-		
		(428H0-132L)	-	1		
	40540-K79-E22	CHAIN, DRIVE(DID)(428V-132RB)	-	1		
3	40545-KRH-D21	JOINT, DRIVE CHAIN(DAIDO) ...	1	-		
	40541-K79-E01	JOINT, DRIVE CHAIN(CHOHO) ...	-	1		
	40541-K79-E02	JOINT, DRIVE CHAIN(DID) .....	-	1		
4	40543-KRH-900	ADJUSTER, CHAIN .....	2	2		
5	40546-KRH-900	CAP, RR. FORK END .....	2	2		
6	52101-KRH-900	BOLT, SWINGARM PIVOT .....	1	1		
7	52141-KRH-900	COLLAR, SWINGARM PIVOT CENTER	1	1		
		DISTANCE	1	1		
8	52144-356-003	CAP, SWINGARM DUST SEAL(ARAI)	2	2		
	52144-356-005	CAP, SWINGARM DUST SEAL(NOK)	2	2		
9	52155-KRH-900	GUARD, CHAIN .....	1	1		
10	52159-KRH-900	COLLAR, CHAIN GUARD .....	2	2		
11	52170-KRH-660	SLIDER, CHAIN .....	1	-		
	52170-K79-E20	.....	-	1		
12	52171-KRH-900	WASHER, CHAIN SLIDER .....	1	1		
13	52175-KRE-900	ROLLER, CHAIN .....	1	1		
14	52176-KRH-900	COLLAR, CHAIN ROLLER .....	1	1		
15	52200-K79-E00ZA	SWINGARM SUB ASSY., RR.	1	-		
		*NH411M*FORCE SILVER METALLIC	1	-		
	52200-K79-E20ZA	*NH411M*FORCE SILVER METALLIC	-	1		

# F-32

# SWINGARM

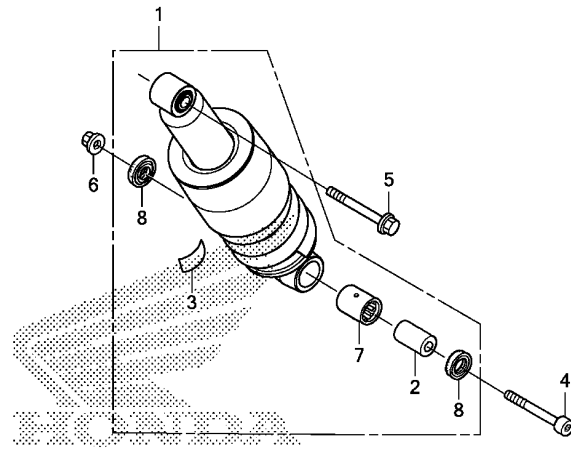


Ref. No.	Part No.	Description	Reqd. QTY		Serial No.	Parts catalogue code
			XR190 L H	CT H		
16	90305-KYA-601	NUT, FLANGE, 14MM(PT)	1	1		
17	90505-KRH-900	WASHER, 6X9	1	1		
18	90512-KRH-900	WASHER, 6.5X20	2	2		
19	91070-GC4-601	BEARING, NEEDLE, 20X26X20 (NTN)	2	2		
	91071-KSP-901	BEARING, NEEDLE, 20X26X20	2	-		
20	93901-25080	SCREW, TAPPING, 5X8	1	1		
21	94002-08000-0S	NUT, HEX., 8MM	2	2		
22	94030-08000	NUT, HEX., 8MM	2	2		
23	95701-06012-00	BOLT, FLANGE, 6X12	3	3		
24	95701-06020-00	BOLT, FLANGE, 6X20	2	2		
25	95701-06035-00	BOLT, FLANGE, 6X35	1	1		

3

# F-33

# REAR CUSHION(XR190L)



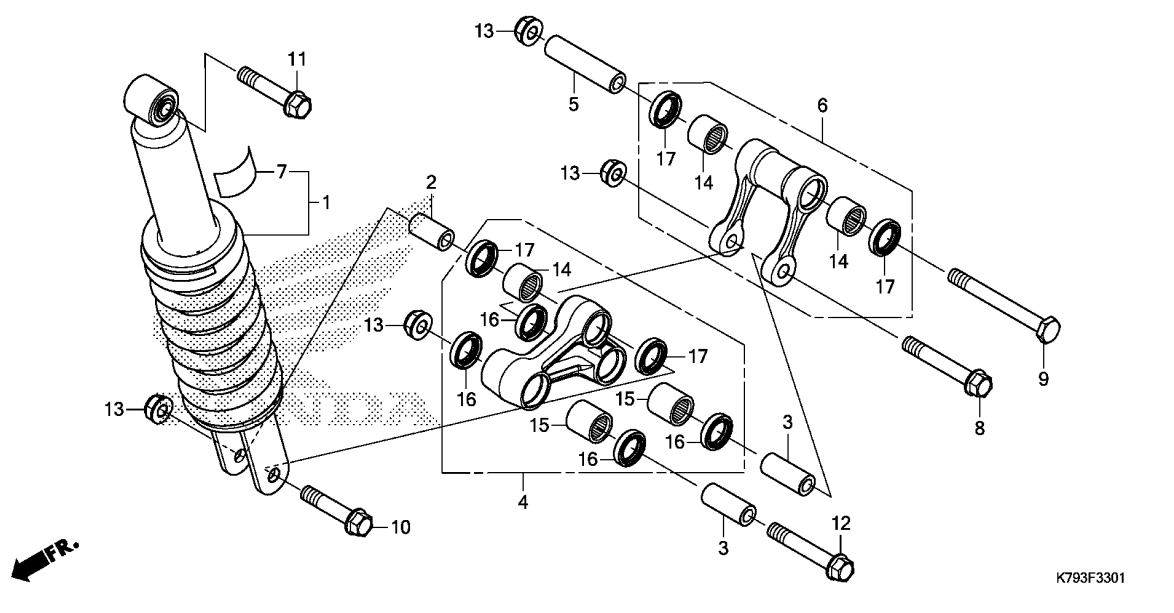
K793F3300

Ref. No.	L.O.N.	(Relative ref. Number) Description	F.R.T.
1	512115	CUSHION ASSY., REAR .....	0.4
7	5121D1	BEARING, REAR CUSHION .....	0.6

Ref. No.	Part No.	Description	Reqd. QTY		Serial No.	Parts catalogue code
			XR190 L H	CT H		
1	52400-K79-E01	CUSHION ASSY., RR. (CHUANNAN ABSORBER)	1	-		
2	52463-KRH-901	COLLAR, CUSHION CONNECTING ROD	1	-		
3	87516-KRH-901	LABEL, RR. DAMPER(ENGLISH) ..	1	-		
4	90106-K79-E00	BOLT, SOCKET, 10X56 .....	1	-		
5	90155-K79-E00	BOLT, FLANGE, 10X57 .....	1	-		
6	90304-KYA-601	NUT, FLANGE, 10MM(PT) .....	1	-		
7	91072-KRH-901	BEARING, NEEDLE, 17X24X20 ...	1	-		
8	91262-KRH-901	DUST SEAL, 17X24X4 .....	2	-		

# F-33-1

# REAR CUSHION(XR190CT)



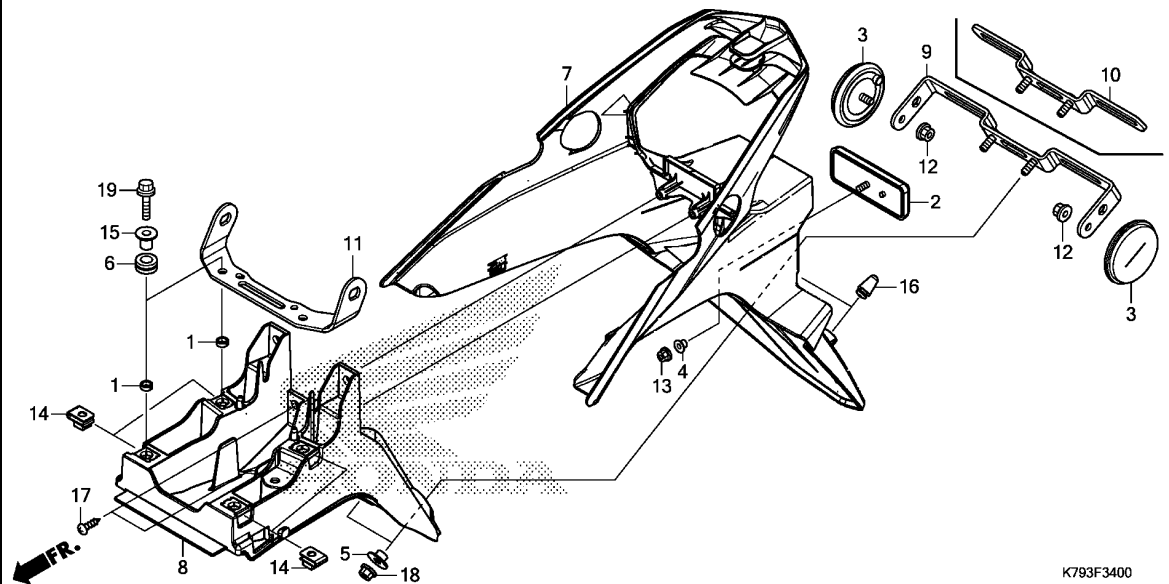
Ref. No.	L.O.N.	(Relative ref. Number) Description	F.R.T.
1	512115	CUSHION ASSY., REAR .....	0.4
4	512140	ARM, CUSHION .....	0.3
6	512145	ROD, CUSHION CONNECTING .....	0.3
14		(15)	
	5121D4	BEARING, CUSHION CONNECTING ROD .....	0.7
	5121D4A	.Replace 1 bearing add .....	0.2
	512146	BEARING, CUSHION ARM .....	0.7
	512146A	.Replace 1 bearing add .....	0.4
	5121D3	BEARING, CUSHION ARM :FOR 1 VEHICLE .....	1.5

Ref. No.	Part No.	Description	Reqd. QTY		Serial No.	Parts catalogue code
			XR190 L H	CT H		
1	52400-K79-E20	CUSHION ASSY., RR. (CHUANNAN ABSORBER)	-	1		
2	52463-KY7-000	COLLAR B, CUSHION ARM .....	-	1		
3	52464-KY7-000	COLLAR A, CUSHION ARM .....	-	2		
4	52465-K79-E20	ARM SUB ASSY., CUSHION .....	-	1		
5	52473-KY7-000	COLLAR, CUSHION CONNECTING ROD .....	-	1		
6	52475-K79-E20	ROD SUB ASSY., CUSHION CONNECTING .....	-	1		
7	87516-KRH-901	LABEL, RR. DAMPER(ENGLISH) ..	-	1		
8	90130-KBB-900	BOLT, FLANGE, 10X76 .....	-	1		
9	90150-KBB-950	BOLT, HEX., 10X94 .....	-	1		
10	90153-KBB-900	BOLT, FLANGE, 10X53 .....	-	1		
11	90155-K79-E00	BOLT, FLANGE, 10X57 .....	-	1		
12	90155-K79-E20	BOLT, FLANGE, 10X72 .....	-	1		
13	90304-KYA-601	NUT, FLANGE, 10MM(PT) .....	-	4		
14	91071-KBB-901	BEARING, NEEDLE, 16X22X19(NTN)	-	3		
	91071-KBB-902	BEARING, NEEDLE, 16X22X19(NSK)	-	3		
15	91078-KN5-003	BEARING, CUSHION ARM(NTN) ...	-	2		
16	91205-KA3-711	OIL SEAL, 16.5X25X5(ARAI) ...	-	4		
	91205-KA3-712	OIL SEAL, 16.5X25X5(NOK) ....	-	4		
17	91251-KY7-003	DUST SEAL, 16X23X3.5 .....	-	4		

3

# F-34

# REAR FENDER



Ref. No.	L.O.N.	(Relative ref. Number) Description	F.R.T.
7	4131K7	BRACKET, NUMBER PLATE .....	0.5
8	4131Y1	STAY, NUMBER PLATE BRACKET ...	0.4

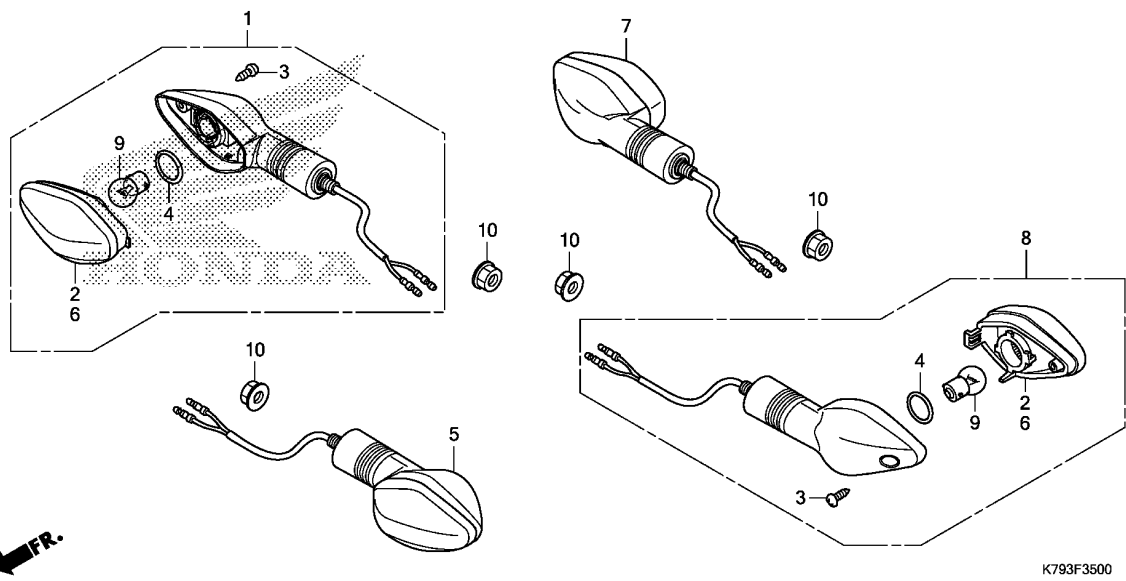
Ref. No.	Part No.	Description	Reqd. QTY		Serial No.	Parts catalogue code
			XR190 L H	CT H		
1	17223-KVX-600	COLLAR, AIR CLEANER .....	4	4		
2	33741-KRH-901	REFLECTOR, REFLEX .....	1	1		
3	33741-KYY-841	REFLECTOR, SIDE REFLEX(RED) -	2	-	----- CL	
	33741-KZL-891	REFLECTOR, RR. SIDE REFLEX (AMBER)	-	2	----- U	
4	53207-KVR-C00	COLLAR, FR. HANDLE COVER ----	1	1		
5	61104-KYY-760	COLLAR, FR. UPPER FENDER MOUNT	2	2		
6	80101-310-000	RUBBER, RR. FENDER CUSHION ..	4	4		
7	84701-K79-E00	BRACKET, NUMBER PLATE .....	1	1		
8	84702-K79-E00	BRACKET, NUMBER PLATE(INNER)	1	1		
9	84703-K79-C00	STAY COMP., NUMBER PLATE ....	1	1	----- CL,U	
10	84703-K79-E00	STAY COMP., NUMBER PLATE ....	1	1	----- DK,LA	
11	84704-K79-E00	STAY, WINKER .....	1	1		
12	90301-088-660	NUT, SPECIAL, 6MM .....	2	2	----- CL,U	
13	90301-GFM-890	NUT, SPECIAL, 5MM .....	1	1		
14	90311-KSH-900	NUT, CLIP, 6MM .....	4	4		
15	90539-KSH-900	COLLAR, SPECIAL .....	4	4		
16	90899-KRH-900	PLUG, CONE .....	2	2		
17	93903-25320	SCREW, TAPPING, 5X16 .....	2	2		
18	94050-06000	NUT, FLANGE, 6MM .....	2	2		
19	95701-06028-00	BOLT, FLANGE, 6X28 .....	4	4		





# F-35

# WINKER



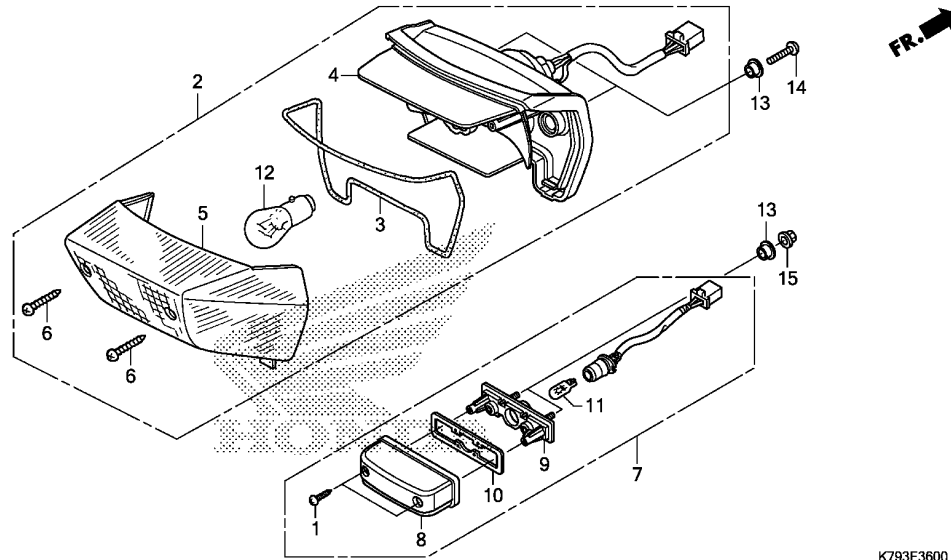
Ref. No.	L.O.N.	(Relative ref. Number) Description	F.R.T.
1	6161C4	WINKER :RIGHT FRONT .....	0.2
5	6161C3	WINKER :LEFT FRONT .....	0.2
	6161C5	WINKER :BOTH FRONT .....	0.3
7	6161C7	WINKER :RIGHT REAR .....	0.3
8	6161C6	WINKER :LEFT REAR .....	0.3
	6161C8	WINKER :BOTH REAR .....	0.4
9		(2,4,6)	
	616133	BULB, WINKER :FRONT .....	0.1
		.NOTE: Same time for two units	
	616139	BULB, WINKER :REAR .....	0.1
		.NOTE: Same time for two units	
	6161G0	BULB, WINKER :FOR 1 VEHICLE ..	0.2

3

Ref. No.	Part No.	Description	Reqd. QTY		Serial No.	Parts catalogue code
			XR190	CT		
			L	H		
1	33400-KRH-601	WINKER ASSY., R. FR.(12V 10W)	1	1	-----	CL,DK,LA
	33400-KRH-631	.....	-	1	-----	U
2	33403-KRH-601	LENS COMP., R. ....	2	2	-----	
		(R. FR./L. RR.)				
3	33405-KRH-600	SCREW, TAPPING, 4X13 .....	4	4	-----	
4	33407-GGL-A01	PACKING .....	4	4	-----	
5	33450-KRH-601	WINKER ASSY., L. FR.(12V 10W)	1	1	-----	CL,DK,LA
	33450-KRH-631	.....	-	1	-----	U
6	33453-KRH-601	LENS COMP., L. ....	2	2	-----	
		(L. FR./R. RR.)				
7	33600-K79-E01	WINKER ASSY., R. RR.(12V 10W)	1	1	-----	CL,DK,LA
	33600-K79-U01	.....	-	1	-----	U
8	33650-K79-E01	WINKER ASSY., L. RR.(12V 10W)	1	1	-----	CL,DK,LA
	33650-K79-U01	.....	-	1	-----	U
9	34907-KYS-941	BULB(12V 10W)(AMBER) .....	4	4	-----	CL,DK,LA
	34903-KRE-E31	BULB, WINKER LIGHT(12V 10W)				
		(LIFE ELEX)(AMBER)	-	4	-----	U
10	94050-10000	NUT, FLANGE, 10MM .....	4	4	-----	

# F-36

# TAILLIGHT

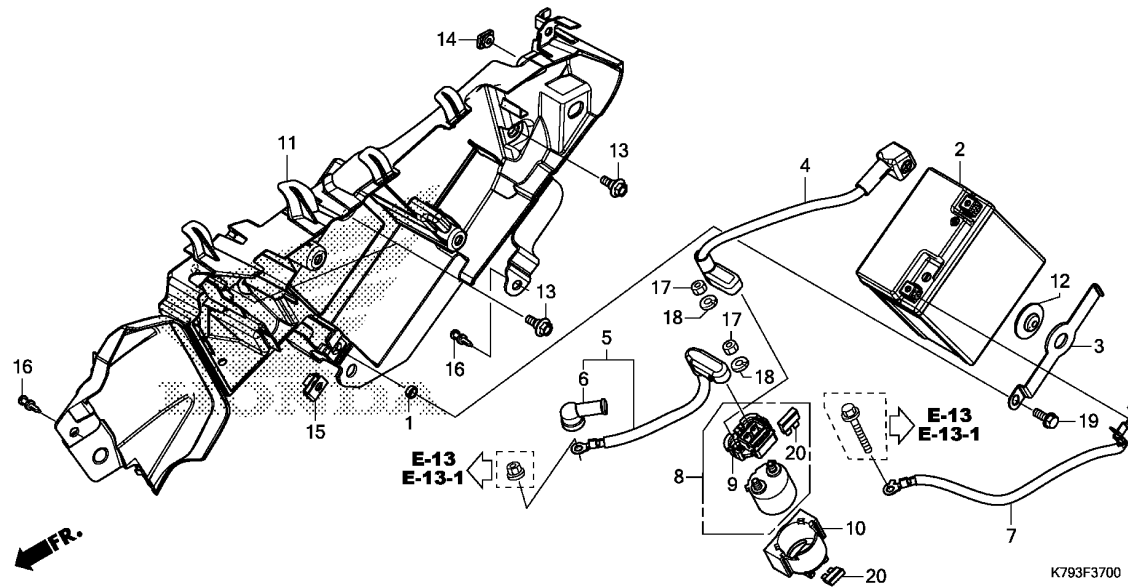


Ref. No.	L.O.N.	(Relative ref. Number) Description	F.R.T.
2	6161D5	TAILLIGHT UNIT .....	0.5
4	6161E2	BASE, TAILLIGHT .....	0.5
7	6161D8	LIGHT, LICENSE .....	0.5
11		(8,10)	
6161F3		BULB, LICENSE LIGHT .....	0.1
12		(3,5)	
6161G1		BULB, TAILLIGHT .....	0.1

Ref. No.	Part No.	Description	Reqd. QTY		Serial No.	Parts catalogue code
			XR190 L H	CT H		
1	33609-KVR-C01	SCREW, TAPPING, 4.2X16 .....	2	2		
2	33700-K79-E01	TAILLIGHT UNIT(12V 21/5W) ...	1	1		
3	33708-KRH-901	PACKING, TAILLIGHT LENS .....	1	1		
4	33711-K79-E01	BASE COMP., TAILLIGHT .....	1	1		
5	33712-KRH-901	LENS COMP., TAILLIGHT .....	1	1		
6	33716-KRH-900	SCREW, TAPPING, 4X35 .....	2	2		
7	33720-K79-E01	LIGHT ASSY., LICENSE(12V 5W)	1	1		
8	33721-KZL-931	COVER COMP., LICENSE .....	1	1		
9	33723-KTT-901	BASE COMP., LICENSE .....	1	1		
10	33729-KPH-W00	PACKING, LENS .....	1	1		
11	34903-K03-C21	BULB, POSITION LIGHT(W5W) ...	1	1		
12	34906-447-711	BULB, TAIL & STOP LIGHT (12V 21/5W)(STANLEY)	1	1		
13	53207-KVR-C00	COLLAR, FR. HANDLE COVER ....	4	4		
14	93500-05020-0A	SCREW, PAN, 5X20 .....	2	2		
15	94050-05000	NUT, FLANGE, 5MM .....	2	2		

# F-37

# BATTERY



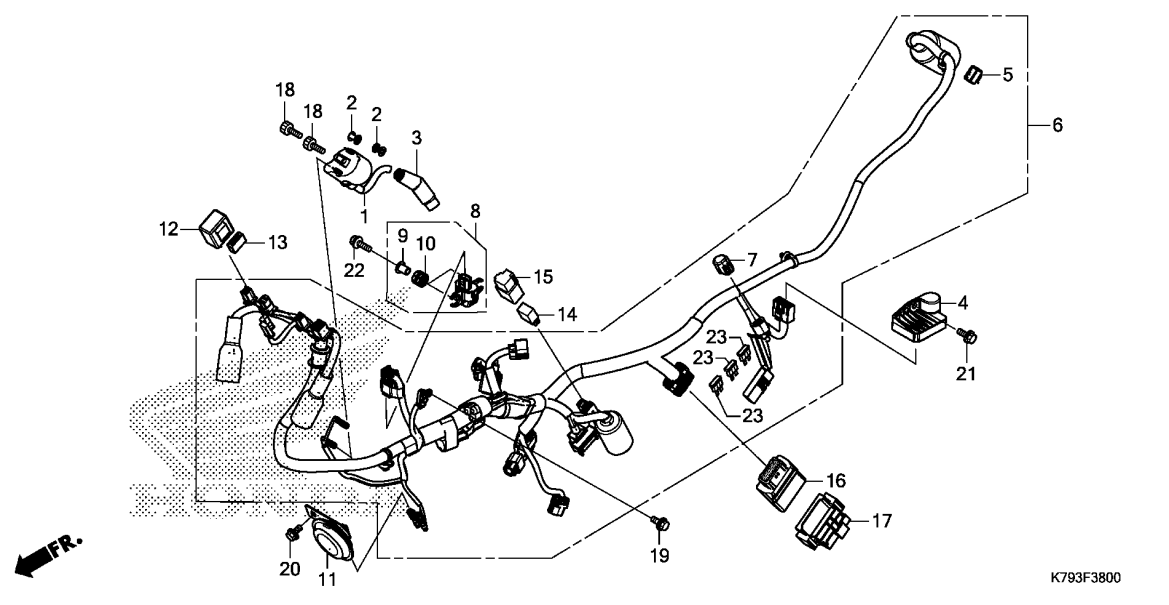
Ref. No.	L.O.N.	(Relative ref. Number) Description	F.R.T.
2	610100	BATTERY .....	0.2
4	610105	CABLE, POSITIVE BATTERY .....	0.2
5	612115	CABLE, STARTER MOTOR .....	1.0
7	610110	CABLE, NEGATIVE BATTERY .....	0.3
8	615113	SWITCH, STARTER MAGNETIC .....	0.3
11	410185	BOX, BATTERY .....	1.0

3

Ref. No.	Part No.	Description	Reqd. QTY		Serial No.	Parts catalogue code
			XR190	CT		
			L	H		
1	17223-KVX-600	COLLAR, AIR CLEANER .....	1	1		
2	31500-KPF-897	BATTERY ASSY.(YTX7L-BS) (TIANJIN YUASA)	1	1	----- CL,LA	
	31500-KW3-677	.....	1	1	----- DK,U	
3	31501-K79-E00	BAND, BATTERY .....	1	1		
4	32401-K79-E00	CABLE, STARTER MAGNETIC BATTERY	1	1		
5	32410-K79-E00	CABLE, STARTER MOTOR .....	1	1		
6	32411-253-000	COVER, STARTER MOTOR TERMINAL	1	1		
7	32601-K79-E00	CABLE, BATTERY EARTH .....	1	1		
8	35850-KRH-A01	SWITCH ASSY., STARTER MAGNETIC	1	1		
9	35852-KRH-901	HOLDER COMP., FUSE .....	1	1		
10	35856-K79-E01	RUBBER, SHOCK .....	1	1		
11	50385-K79-E00	BOX, BATTERY .....	1	1		
12	83618-323-000	RUBBER, BATTERY BOX .....	1	1		
13	90116-KRH-900	BOLT, FLANGE, 6MM .....	3	3		
14	90302-K79-E00	NUT, SPECIAL, 6MM .....	1	1		
15	90311-KSH-900	NUT, CLIP, 6MM .....	1	1		
16	90653-HC4-900	CLIP, MUDGUARD .....	2	2		
17	94002-06000-0S	NUT, HEX., 6MM .....	2	2		
18	94111-06000	WASHER, SPRING, 6MM .....	2	2		
19	95701-06016-00	BOLT, FLANGE, 6X16 .....	1	1		
20	98200-31500	FUSE, BLADE(15A) .....	2	2		

# F-38

# WIRE HARNESS



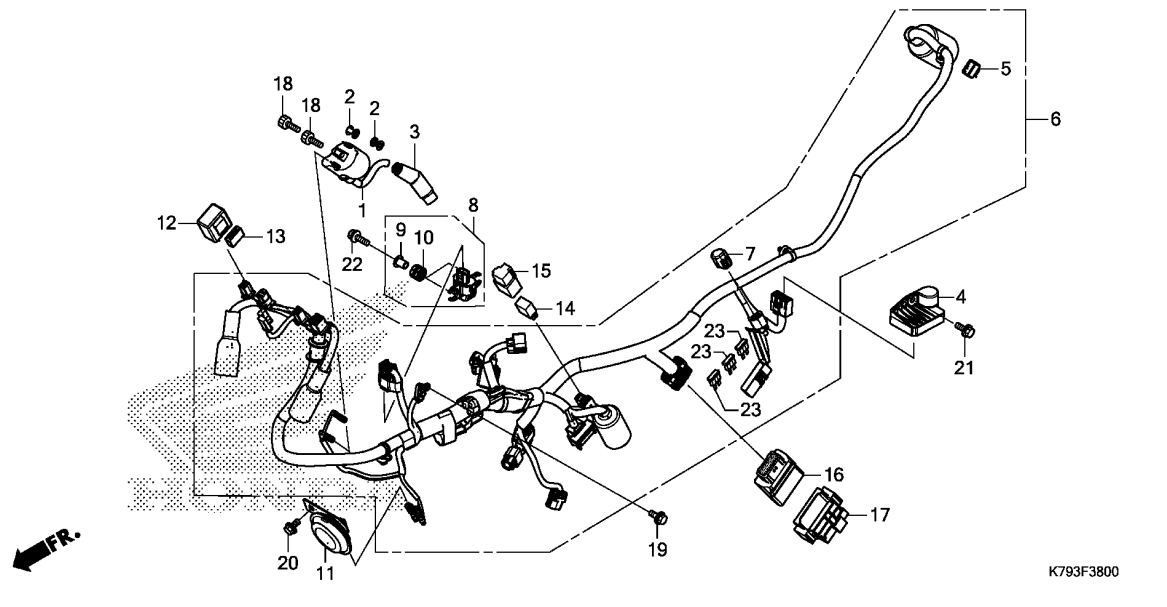
Ref. No.	L.O.N.	(Relative ref. Number) Description	F.R.T.
1	614105	COIL, IGNITION .....	0.3
3	6141E3	CAP, NOISE SUPPRESSOR .....	0.2
4	6131B2	RECTIFIER, REGULATE .....	0.3
5	6131B3	RECTIFIER, SILICON .....	0.3
6	611100	HARNESS, WIRE .....	1.4
8	617125	SENSOR, BANK ANGLE .....	0.8
11	616169	HORN .....	0.1
12	6111C3	RELAY, WINKER .....	0.2
14	6111G4	RELAY, ROAD CUT .....	0.3
16	618135	ENGINE CONTROL MODULE(ECM) ...	0.3

Ref. No.	Part No.	Description	Reqd. QTY		Serial No.	Parts catalogue code
			XR190	CT		
			L	H		
1	30510-K79-E01	COIL ASSY., IGNITION(TOYO) ..	1	1		
2	30520-GFM-900	SPACER, IGNITION COIL .....	2	2		
3	30700-K79-E01	CAP ASSY., NOISE SUPPRESSOR ..	1	1		
4	31600-K79-E01	RECTIFIER COMP., REGULATOR (SHINDENGEN)	1	1		
5	31700-KVX-701	RECTIFIER ASSY., SILICON .....	1	1		
6	32100-K79-E00	HARNESS, WIRE .....	1	-		
	32100-K79-E20	.....	-	1		
7	32606-GGC-C01	COUPLER, DUMMY(4P 090 M)(RED)	1	1		
8	35160-KRE-G01	SENSOR ASSY., BANK ANGLE .....	1	1		
9	35162-KRE-G00	COLLAR .....	2	2		
10	35163-KRE-G00	GROMMET .....	2	2		
11	38110-K79-E01	HORN COMP.(HIGH) .....	1	1		
12	38301-KVX-601	RELAY COMP., WINKER .....	1	1	----- CL,DK,LA	
	38301-KK4-024	RELAY COMP., WINKER(MITSUBA)	-	1	----- U	
13	38306-KVX-600	SUSPENSION, WINKER RELAY .....	1	1	----- CL,DK,LA	
	38306-KK4-000	SUSPENSION, WINKER RELAY (MITSUBA)	-	1	----- U	
14	38501-KSS-B31	RELAY COMP., POWER (MICRO ISO 4P)	1	1		
15	38506-K79-E00	SUSPENSION, POWER RELAY .....	1	1		
16	38770-K79-E01	PGM-FI UNIT .....	1	-		
	38770-K79-E21	.....	-	1		
17	38771-K79-E00	CUSHION, PGM-FI UNIT .....	1	1		
18	90106-GFM-900	BOLT, HEX., 6X22 .....	2	2		
19	95701-06012-00	BOLT, FLANGE, 6X12 .....	1	1		



# F-38

# WIRE HARNESS

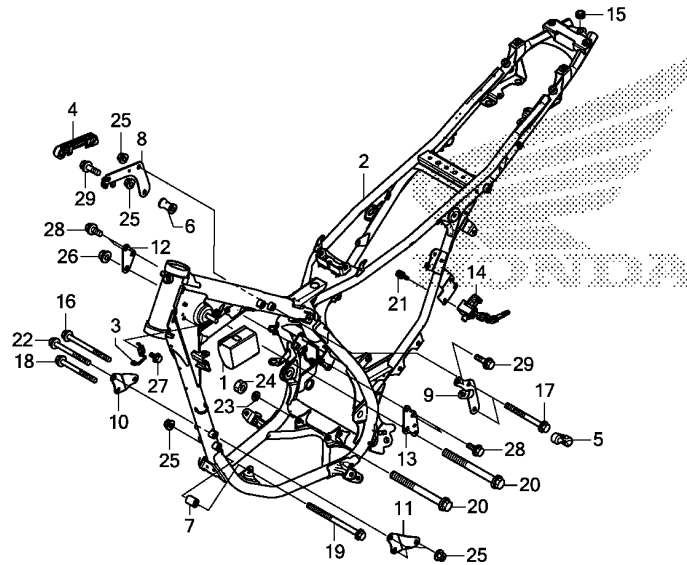


Ref. No.	Part No.	Description	Reqd. QTY		Serial No.	Parts catalogue code
			XR190 L H	CT H		
20	95701-06012-07	BOLT, FLANGE, 6X12 .....	1	1		
21	95701-06016-00	BOLT, FLANGE, 6X16 .....	1	1		
22	95701-06022-08	BOLT, FLANGE, 6X22 .....	2	2		
23	98200-41000	FUSE, MINI (10A) .....	3	3		

3

# F-39

# FRAME BODY



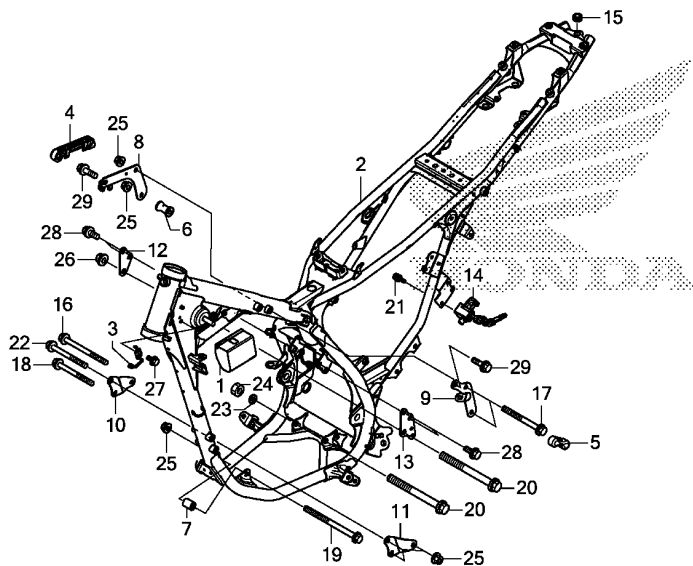
K793F3900

Ref. No.	L.O.N.	(Relative ref. Number) Description	F.R.T.
2	410100	BODY, FRAME ..... .INCLUDES: Engine removal and installation	7.1
14	410197	LOCK, HELMET .....	0.2

Ref. No.	Part No.	Description	Reqd. QTY		Serial No.	Parts catalogue code
			XR190 L H	CT H		
1	32800-K79-E00	RUBBER SHEET, SENSOR .....	1	1		
2	50100-K79-E00ZA	BODY COMP., FRAME				
	*NH1*	.....BLACK	1	-		
	50100-K79-E20ZA	*NH1*.....BLACK	-	1	----- LA	
	50100-K79-U00ZA	*NH1*.....BLACK	-	1	----- U	
3	50195-K79-E00	GUIDE COMP., CLUTCH CABLE ...	1	1		
4	50211-KRE-G00	RUBBER, R. TANK GUARD .....	1	1		
5	50212-KRH-900	RUBBER, TANK GUARD .....	1	1		
6	50311-K79-E00	COLLAR, ENGINE MOUNT .....	1	1		
7	50312-K79-E00	COLLAR, ENGINE MOUNT(FR.) ...	1	1		
8	50531-K79-E00	PLATE, R. HEAD HANGER .....	1	1		
9	50532-K79-E00	PLATE, L. HEAD HANGER .....	1	1		
10	50533-K79-E00	PLATE, R. FR. ENGINE HANGER -	1	1		
11	50534-K79-E00	PLATE, L. FR. ENGINE HANGER -	1	1		
12	50535-K79-E00	PLATE, R. RR. UPPER ENGINE HANGER	1	1		
13	50536-K79-E00	PLATE, L. RR. UPPER ENGINE HANGER	1	1		
14	50710-KRH-901	HOLDER ASSY., HELMET .....	1	-		
	50710-K79-E20	.....	-	1		
15	80101-310-000	RUBBER, RR. FENDER CUSHION ..	1	1		
16	90024-MV9-670	BOLT, FLANGE, 8X88 .....	1	1		
17	90101-KRE-G00	BOLT, FLANGE, 8X80 .....	2	2		
18	90154-KB7-700	BOLT, FLANGE, 8X73 .....	1	-		
	90101-KRE-G00	BOLT, FLANGE, 8X80 .....	-	1		
19	90102-KRE-G00	BOLT, FLANGE, 8X110 .....	1	1		

# F-39

# FRAME BODY

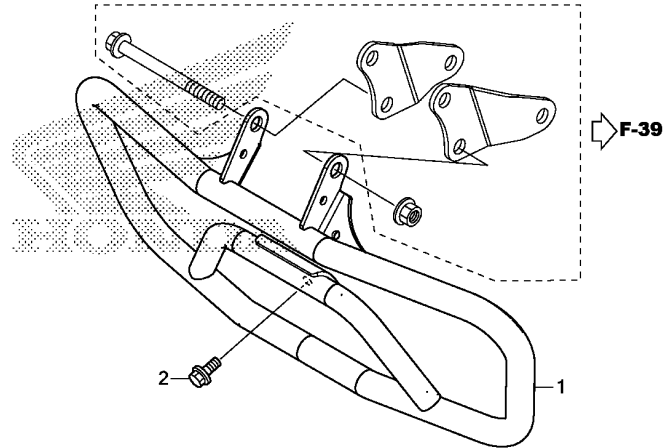


K793F3900

Ref. No.	Part No.	Description	Reqd. QTY		Serial No.	Parts catalogue code
			XR190 L H	CT H		
20	90105-MG3-000	BOLT, FLANGE, 10X110	2	2		
21	90114-KRH-900	BOLT, BREAK OFF	1	1		
22	90154-KB7-700	BOLT, FLANGE, 8X73	1	1		
23	90510-KRH-900	WASHER, 10MM	1	1		
24	94030-10200	NUT, HEX., 10MM	1	1		
25	94050-08000	NUT, FLANGE, 8MM	6	6		
26	94050-10000	NUT, FLANGE, 10MM	1	1		
27	95701-06010-00	BOLT, FLANGE, 6X10	1	1		
28	95701-08016-00	BOLT, FLANGE, 8X16	4	4		
29	95701-08025-00	BOLT, FLANGE, 8X25	2	2		

# F-39-20

# ENGINE GUARD



K793F3920

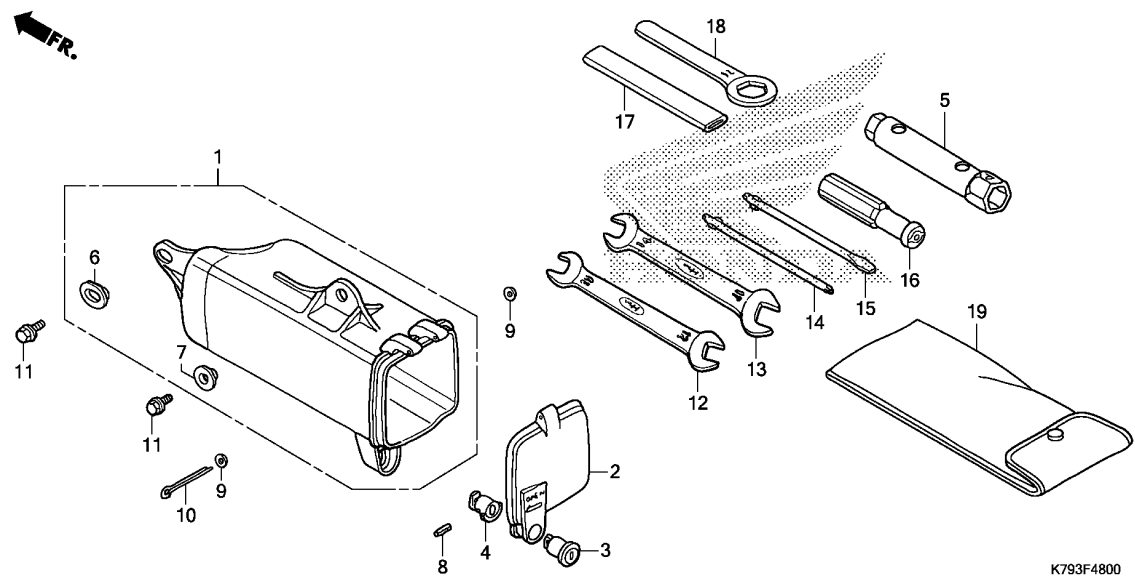
Ref. No.	L.O.N.	(Relative ref. Number) Description	F.R.T.
1	4101Q7	GUARD, ENGINE .....	0.1

Ref. No.	Part No.	Description	Reqd. QTY		Serial No.	Parts catalogue code
			XR190	L CT		
1	50205-K79-E20ZA	PIPE COMP., ENGINE GUARD				
		*NH1*.....BLACK	-	1		
2	95701-06012-00	BOLT, FLANGE, 6X12 .....	-	1		



# F-48

# TOOLS



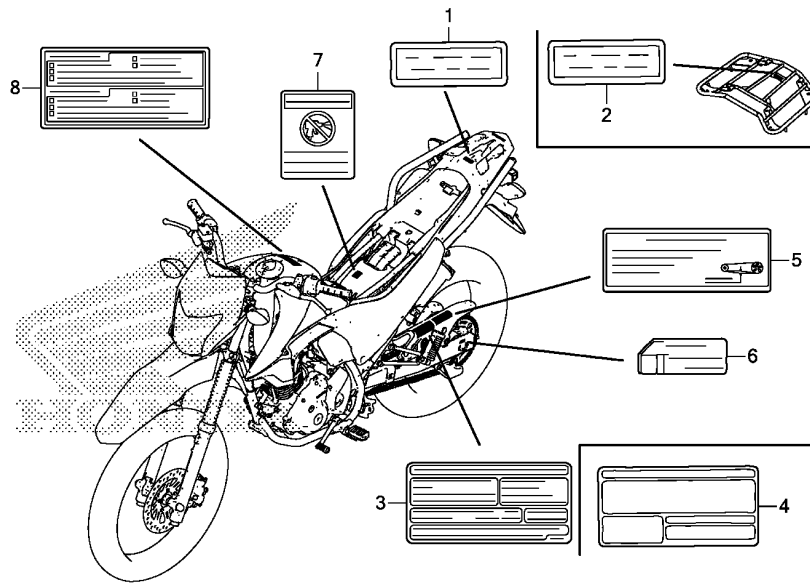
Ref. No.	L.O.N.	(Relative ref. Number) Description	F.R.T.
1	410190	BOX OR BAG, TOOL .....	0.1
2	4101B1	COVER, TOOL BOX .....	0.2

3

Ref. No.	Part No.	Description	Reqd. QTY		Serial No.	Parts catalogue code
			XR190 L H	CT H		
1	83502-KRH-900	BOX, TOOL .....	1	1		
2	83504-KRH-900	CAP, TOOL BOX .....	1	1		
3	83507-422-000	BODY, KEY .....	1	1		
4	83508-MR4-900	STOPPER, KEY BODY .....	1	1		
5	89216-K79-E00	WRENCH, SPARK PLUG .....	1	1		
6	90505-KRH-900	WASHER, 6X9 .....	1	1		
7	90512-KRH-900	WASHER, 6.5X20 .....	1	1		
8	91501-MR4-900	PIN, SPRING, 2X14 .....	1	1		
9	94101-03000	WASHER, PLAIN, 3MM .....	2	2		
10	94201-30450	PIN, SPLIT, 3.0X45 .....	1	1		
11	95701-06012-00	BOLT, FLANGE, 6X12 .....	2	2		
12	99001-10120	SPANNER, 10X12 .....	1	1		
13	99001-14170	SPANNER, 14X17 .....	1	1		
14	99003-10000	DRIVER 1, PLUS SCREW(NO.2) ..	1	1		
15	99003-30000	DRIVER 3, MINUS SCREW(NO.2) ..	1	1		
16	99003-50000	GRIP, SCREW DRIVER .....	1	1		
17	99006-12000	HANDLE, EYE WRENCH, 12MM .....	1	1		
18	99006-24000	WRENCH, EYE, 24MM .....	1	1		
19	99008-01600	BAG, TOOL, 160MM .....	1	1		

# F-49

# CAUTION LABEL



K793F4900

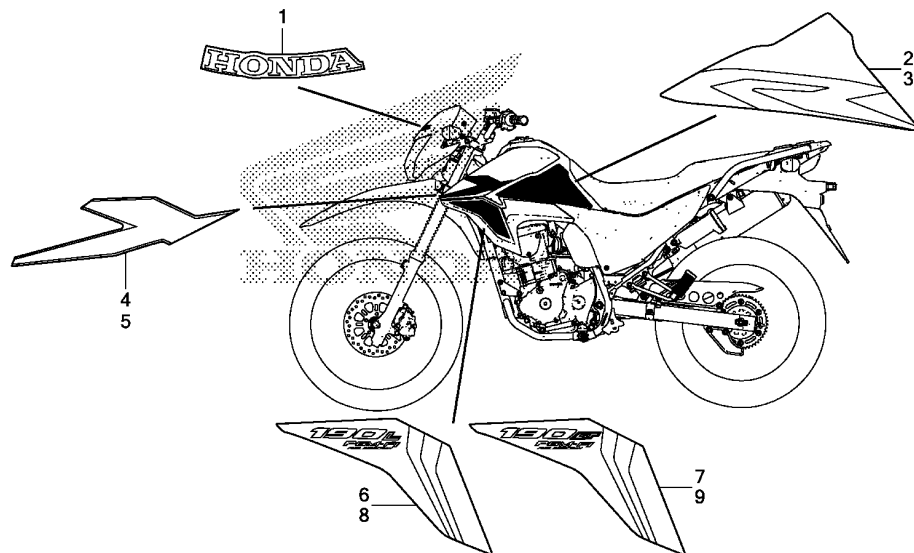
Ref. L.O.N. (Relative ref. Number) F.R.T.  
No. Description

NO INFORMATION .....

Ref. No.	Part No.	Description	Reqd. QTY		Serial No.	Parts catalogue code
			XR190 L CT H H			
1	81220-K79-E00	LABEL, RR. CARRIER(SPANISH)	1	-	-----	CL,LA
	81220-K79-L00	LABEL, RR. CARRIER	1	-	-----	DK
2	81220-K79-E20	LABEL, RR. CARRIER(SPANISH)	-	1	-----	LA
	81220-K79-U00	LABEL, RR. CARRIER	-	1	-----	U
3	87505-K79-E20	LABEL, TIRE(SPANISH)	-	1	-----	LA
	87505-K79-U00	LABEL, TIRE	-	1	-----	U
4	87505-KRH-910	LABEL, TIRE(SPANISH)	1	-	-----	CL,LA
	87505-KRH-900	LABEL, TIRE	1	-	-----	DK
5	87507-KRH-910	LABEL, DRIVE CHAIN(SPANISH)	1	1	-----	CL,LA
	87507-MZ8-W00	LABEL, DRIVE CHAIN	1	1	-----	DK,U
6	87508-KRH-910	LABEL, CHAIN ADJUSTER(SPANISH)	1	1	-----	CL,LA
	87508-MN8-670	LABEL, CHAIN ADJUSTER	1	1	-----	DK,U
7	87509-KVR-G00	LABEL, AIR CLEANER ELEMENT NOTICE(SPANISH)	1	1	-----	CL,LA
	87509-KWP-900	LABEL, AIR CLEANER ELEMENT NOTICE	1	1	-----	DK,U
8	87560-KYY-600ZB	LABEL, DRIVE CAUTION (SPANISH/ENGLISH) *TYPE1*	1	1	-----	

**F-50**

**MARK/STRIPE**



K793F5000

Ref. L.O.N. (Relative ref. Number) F.R.T.  
No. Description

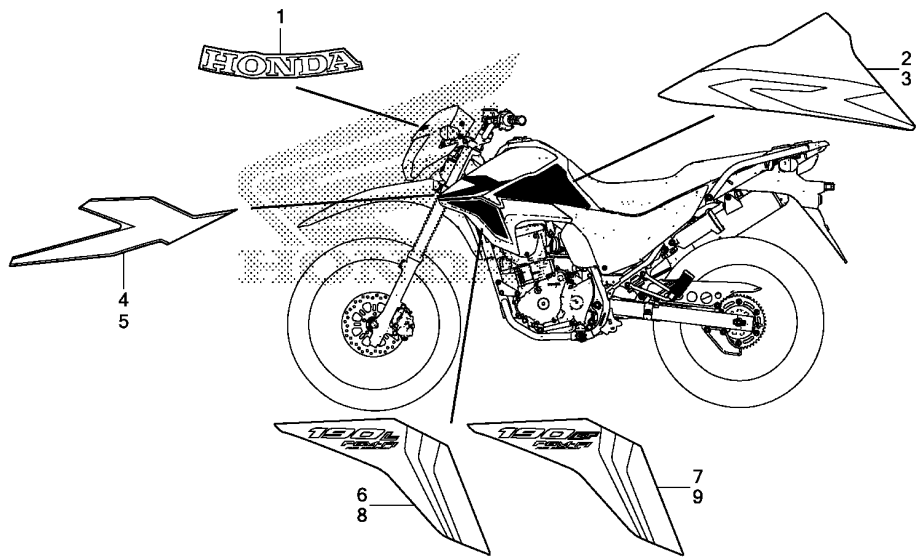
NO INFORMATION .....

**3**

Ref. No.	Part No.	Description	Reqd. QTY		Serial No.	Parts catalogue code
			XR190 L CT H H			
1	61315-KRH-900ZB	MARK, FR. (HONDA)	1	1	-----	CL,DK,LA
	61315-KRH-900ZC	*TYPE2*.....	1	1	-----	
	*TYPE3*.....	1	1	-----		
2	86171-K79-E00ZB	MARK, R. FUEL TANK	1	1	-----	CL,DK,LA
	86171-K79-E00ZC	*TYPE2*.....	1	1	-----	
	86171-K79-E00ZD	*TYPE1*.....	1	1	-----	
	86171-K79-E00ZA	*TYPE3*.....	1	-	-----	
3	86172-K79-E00ZB	MARK, L. FUEL TANK	1	1	-----	CL,DK,LA
	86172-K79-E00ZC	*TYPE2*.....	1	1	-----	
	86172-K79-E00ZD	*TYPE1*.....	1	1	-----	
	86172-K79-E00ZA	*TYPE3*.....	1	-	-----	
4	86191-K79-E00ZB	STRIPE, R. TANK SHROUD A	1	1	-----	CL,DK,LA
	86191-K79-E00ZC	*TYPE2*.....	1	1	-----	
	86191-K79-E00ZD	*TYPE1*.....	1	1	-----	
	86191-K79-E00ZA	*TYPE3*.....	1	-	-----	
5	86192-K79-E00ZB	STRIPE, L. TANK SHROUD A	1	1	-----	CL,DK,LA
	86192-K79-E00ZC	*TYPE2*.....	1	1	-----	
	86192-K79-E00ZD	*TYPE1*.....	1	1	-----	
	86192-K79-E00ZA	*TYPE3*.....	1	-	-----	
6	86193-K79-E00ZA	STRIPE, R. TANK SHROUD B	1	-	-----	
	86193-K79-E00ZB	*TYPE3*.....	1	-	-----	
	86193-K79-E00ZC	*TYPE2*.....	1	-	-----	
	86193-K79-E00ZD	*TYPE1*.....	1	-	-----	
7	86193-K79-E20ZB	STRIPE, R. TANK SHROUD B	-	1	-----	LA
	86193-K79-E20ZC	*TYPE2*.....	-	1	-----	
	86193-K79-E20ZD	*TYPE1*.....	-	1	-----	
8	86194-K79-E00ZA	STRIPE, L. TANK SHROUD B	1	-	-----	
	86194-K79-E00ZB	*TYPE3*.....	1	-	-----	

F-50

MARK/STRIPE



K793F5000

Ref. No.	Part No.	Description	Reqd. QTY		Serial No.	Parts catalogue code
			XR190 L CT H H			
(8)	86194-K79-E00ZB	STRIPE, L. TANK SHROUD B	1	-		
		*TYPE2*	1	-		
	86194-K79-E00ZC	*TYPE1*	1	-		
9	86194-K79-E20ZB	STRIPE, L. TANK SHROUD B	-	1	----- LA	
		*TYPE2*	-	1		
	86194-K79-E20ZC	*TYPE1*	-	1		

3

## PART NO. INDEX

Part Number	Page	Ref.	Part Number	Page	Ref.	Part Number	Page	Ref.	Part Number	Page	Ref.	Part Number	Page	Ref.			
06000			13104-K70-600 47 3			16169-KVS-F01 53 6			18291-KRH-900 84 3			23000			30000		
06420-K79-E20 75 1			13105-K70-600 47 3			16210-K79-E00 33 7			18292-KBR-000 84 4			23121-K70-600 47 7			30510-K79-E01 97 1		
06420-KRH-900 75 1			13111-K70-600 47 4			16219-K68-900 33 8			18293-MCA-A20 84 5			23210-KRE-G00 49 1			30520-GFM-900 97 2		
06421-K79-E20 75 2			13112-KRM-840 47 5			16305-K79-E00 53 7			18300-K79-E00 84 6			23221-KRE-G00 49 2			30700-K79-E01 97 3		
06421-KRH-900 75 2			13411-K70-600 47 6			16306-K79-E00 53 8			18327-KRH-900 84 7			23421-KRE-G00 49 3					
06430-GBJ-J10 74 1			13422-K70-600 48 1			16400-K68-L01 53 9			18328-KRH-D20 84 8			23427-KRM-840 49 4					
06430-GCE-900 74 1			13423-K70-600 48 2			16410-K68-L01 53 10			18345-MBT-610 84 9			23431-K38-900 49 5			31000		
06431-MA3-405 69 1			13424-K70-600 48 3			16422-K68-901 53 11			18355-K79-E00ZA 84 10			23432-KRM-840 49 6			31110-K79-E01 41 1		
06440-K79-E20 72 1			13425-K70-600 48 4			16430-GFM-902 53 12			18357-MCG-000 84 11			23441-K38-900 49 7			31110-K79-E21 41 1		
06440-KRH-900 70 1			13426-K70-600 48 5			16432-GFM-901 53 13			18360-K79-E00 84 12			23451-K68-900 49 8			31120-K79-E01 41 2		
06441-K79-E20 72 2			13427-KTT-900 48 6			16433-HN8-A61 53 14			18371-K79-E00 84 13			23461-K68-900 49 9			31200-K70-601 42 1		
06441-KRH-900 70 2			13428-K70-600 48 7			16450-KRE-H81 53 15			18391-HB7-000 84 14			23471-K68-900 49 10			31200-K79-E21 43 1		
06455-KBB-405 69 2			13538-KTT-900 48 8			16472-KPC-D50 53 16			18421-KFB-000 84 15			23481-K68-900 49 11			31201-K70-601 42 2		
			14000			16700-K79-E01 77 1			18422-KRH-900 84 16			23491-K68-900 49 12			31201-K79-E21 43 2		
			14100-K79-E00 34 2			16707-KRE-H81 77 2			19000			23501-K68-900 49 13			31204-KYY-901 43 3		
			14100-K79-E20 34 2			16797-K79-E01 77 3			19040-K79-C00 78 1			23801-KBP-900 49 14			31205-K70-601 42 3		
			14231-KRM-840 35 1			16798-KRE-H81 77 4			19040-K79-E00 78 2			23801-KWF-940 49 14			31205-KYY-901 43 4		
			14401-K70-601 35 2			17000			19050-K79-E00ZA 78 3			23911-KRE-G00 49 15			31206-KPH-881 43 5		
			14401-K70-601 35 2						19050-K79-E00ZA 78 3			24000			31207-K70-601 42 4		
			14430-K79-E00 34 3						19050-K79-E00ZB 78 3						31207-KYY-901 43 6		
			14430-K79-E00 34 3						19050-K79-E00ZC 78 3						31500-KPF-897 96 2		
			14451-K68-900 34 14						19050-K79-E20ZB 78 3						31500-KW3-677 96 2		
			14452-K68-900 34 15						19050-K79-E20ZC 78 3						31501-K79-E00 96 3		
			14510-KRE-G00 35 3						19060-K79-E00ZA 78 4			24211-KTT-900 51 1			31600-K79-E01 97 4		
			14515-KRE-G00 35 4						19060-K79-E00ZB 78 4			24212-K70-600 51 2			31700-KVX-701 97 5		
			14520-K70-601 35 5						19060-K79-E00ZC 78 4			24224-KRM-840 51 3			31916-KRM-841 33 9		
			14560-KSP-910 35 6						19060-K79-E20ZB 78 4			24242-KRM-840 51 4					
			14611-KRE-G00 35 7						19060-K79-E20ZC 78 4			24301-K70-600 51 5					
			14711-K70-600 34 5						19060-K79-E20ZC 78 4			24410-KTT-900 51 6			32000		
			14721-K70-600 34 6						19100-K79-E00ZB 78 5			24430-KRM-B10 51 7			32100-K79-E00 97 6		
			14751-K70-600 34 7						19100-K79-E00ZC 78 5			24436-KRM-840 51 8			32100-K79-E20 97 6		
			14761-K70-600 34 8						19100-K79-E00ZD 78 5			24610-KRE-G00 51 9			32111-KRE-G00 41 3		
			14771-KRE-G00 34 9						19100-K79-E00ZE 78 5			24651-KRM-840 51 10			32111-K79-E00 96 4		
			14777-KRE-G00 34 10						19113-MB1-870 54 1			24652-KRM-840 51 11			32410-K79-E00 96 5		
			14781-MA6-000 34 11						19113-MB1-870 54 1			24710-KRH-900 86 1			32411-253-000 96 6		
									19200-K79-E00ZB 78 6			24781-KRH-900 86 2			32601-K79-E00 96 7		
12100-K70-600 36 1									19200-K79-E00ZC 78 6			28000			32606-GGC-C01 97 7		
12191-KRE-G00 36 2			15000						19200-K79-E00ZD 78 6						32800-K79-E00 99 1		
12200-K79-E00 33 1			15021-HS0-A00 44 4						19200-K79-E00ZE 78 6								
12204-KRE-P00 33 2			15100-K79-E00 44 1			17506-KRE-G00 77 5			19200-K79-E00ZF 78 6			28110-K70-600 39 1					
12209-GB4-682 34 1			15133-KRE-G00 44 2			17529-K79-E00 77 6			19509-K40-F00 83 15			28120-K09-C01 39 2			33000		
12213-KTT-900 33 3			15135-K70-600 44 3			17529-K79-E00 77 7						28120-K70-601 39 2			33103-KRH-660 54 2		
12251-K70-601 33 4			15311-K70-600 45 7			17534-K79-E00 77 10						28128-K79-E00 39 3			33107-KRE-E30 54 3		
12252-K70-600 33 4			15312-K70-600 45 8			17540-K79-E00ZA 77 11						28131-KRE-G01 39 4			33110-K79-U01 54 4		
12310-K70-600 32 1			15421-KSP-910 44 6			17540-K79-E00ZB 77 11			22000			28132-KN6-930 39 5			33110-KRH-601 54 4		
12341-K70-600 33 5			15430-KRE-G00 44 7			17540-K79-E00ZC 77 11			22100-K70-601 38 1			28133-KRM-850 39 6			33117-KYY-901 54 6		
12391-KRE-G02 32 2			15436-KRM-840 44 8			17572-KPN-A71 77 12			22115-KRE-G00 38 2			28211-K79-E00 52 1			33120-KRH-601 54 7		
12395-KRE-G00 33 6			15441-KCS-650 44 9			17573-KPN-A71 77 13			22120-KTT-900 38 3			28221-KWS-900 52 2			33122-KRH-601 54 8		
			15446-107-000 44 10			17611-KRE-G00 77 14			22201-KRE-G01 38 4			28251-K38-900 52 3			33301-KRH-631 54 9		
			15459-KWK-900 44 11			17620-KRH-901 77 15			22201-KTT-900 38 5			28262-KWS-900 52 4			33301-KVJ-911 54 9		
			15651-K79-E00 37 3			17650-KRE-H81 77 16			22321-KTT-900 38 6			28265-KWB-600 52 5			33400-KRH-601 94 1		
13000-K79-E00 47 1						17910-K79-E00 58 1			22355-KTT-900 38 7			28271-K79-E00 52 6			33400-KRH-631 94 1		
13011-K70-600 47 2						17910-K79-E20 58 1			22361-KTT-900 38 8			28302-K79-E00 86 4			33403-KRH-601 94 2		
13021-K70-600 47 2			16000			17920-K79-E00 58 2			22366-KRM-840 38 9			28302-K79-E00 86 5			33405-KRH-600 94 3		
13031-K70-600 47 2			16060-K68-901 53 1			17920-K79-E20 58 2			22401-K70-601 38 10						33407-GGL-A01 94 4		
13041-K70-600 47 2			16080-KPH-701 53 2						22810-KRE-G00 37 4						33450-KRH-601 94 5		
13051-K70-600 47 2			16081-KPH-701 53 3			18000			22815-K70-600 37 5						33450-KRH-631 94 5		
13101-K70-600 47 3			16082-KPH-701 53 4						22821-KRE-G00 37 6								
13102-K70-600 47 3			16083-KTR-941 53 5			18150-K79-E00 84 1			22870-K79-E00 58 3								
13103-K70-600 47 3						18155-K79-E00 84 2			22870-K79-E20 58 3								

4

## PART NO. INDEX

Part Number	Page Ref.	Part Number	Page Ref.	Part Number	Page Ref.	Part Number	Page Ref.	Part Number	Page Ref.	Part Number	Page Ref.
33453-KRH-601	94 6	36000		42701-KRH-780	75 9	44833-K79-E00	63 8	50531-K79-E00	99 8	51520-K79-E01	65 15
33600-K79-E01	94 7			42701-KRH-900	75 9			50532-K79-E00	99 9	51520-K79-E20	67 20
33600-K79-U01	94 7	36532-K79-E01	33 10	42711-K79-E20	76 21	45000		50533-K79-E00	99 10	51611-K79-E20	67 21
33609-KVR-C01	95 1			42711-KRH-901	75 10			50534-K79-E00	99 11	51611-KRH-781	66 25
33650-K79-E01	94 8	37000		42712-K79-E20	75 11	45108-KW8-901	69 6	50535-K79-E00	99 12	51612-K79-E20	67 22
33650-K79-U01	94 8			42712-KRH-901	75 11	45112-KAS-901	69 7	50536-K79-E00	99 13	51612-KTJ-C00	66 26
33700-K79-E01	95 2	37100-K79-E01	55 3	42713-KRH-781	75 12	45125-K79-E01	60 2	50539-K79-E00	88 3	51616-K79-E20	67 23
33708-KRH-901	95 3	37101-KRH-900	78 8	42713-KRH-901	75 12	45125-K79-E20	60 2	50540-K79-E20	88 4	51634-K79-E20	68 24
33711-K79-E01	95 4	37210-K79-E01	55 4			45131-HA5-672	69 8	50548-356-700	88 5		
33712-KRH-901	95 5	37213-KRH-901	55 5	43000		45132-166-016	69 9	50549-356-700	88 6	52000	
33716-KRH-900	95 6	37220-K79-E01	55 6			45133-MA3-006	69 10	50603-KEJ-900	87 1		
33720-K79-E01	95 7	37224-K79-E01	55 7	43100-KRH-900ZA	74 2	45134-KB7-005	74 9	50603-KRH-900	87 2	52101-KRH-900	89 6
33721-KZL-931	95 8	37230-K79-E01	55 8	43107-MAJ-G41	69 3	45150-K79-E01	69 11	50612-K79-E20	87 20	52141-KRH-900	89 7
33723-KTT-901	95 9	37233-KRH-901	55 9	43141-KRH-900	74 3	45190-K79-E01	69 12	50612-KRH-900	87 3	52144-356-003	89 8
33729-KPH-W00	95 10	37243-MG2-000	55 10	43142-KRH-900	74 4	45203-MG3-016	69 13	50617-KRH-900	87 4	52144-356-005	89 8
33741-KRH-901	93 2	37305-GGC-900	56 25	43145-KRH-900	74 5	45215-ML7-922	69 14	50642-K79-E20	87 21	52155-KRH-900	89 9
33741-KYY-841	93 3	37700-KRE-G01	45 10	43151-110-000	74 6	45351-K79-E01	70 16	50642-KRH-900	87 5	52156-KRH-900	87 15
33741-KYY-901	78 7	37750-KPH-701	33 11	43352-568-003	69 4	45351-K79-E02	70 16	50661-KRH-900	87 6	52159-KRH-900	89 10
33741-KZL-891	93 3	37800-K79-E01	77 17	43353-461-771	69 5	45351-K79-E20	72 16	50662-KRH-900	87 7	52170-K79-E20	89 11
				43410-KRH-900	74 7	45351-K79-U00	72 16	50701-K79-E00	87 8	52170-KRH-660	89 11
34000		38000		43411-KHA-940	74 8	45460-KRH-660	63 1	50706-KRH-900	87 9	52171-KRH-900	89 12
34901-KVC-D01	54 10	38110-K79-E01	97 11	43451-K79-E20	86 8	45461-KRH-900	65 2	50710-K79-E20	99 14	52175-KRE-900	89 13
34903-K03-C21	95 11	38301-KK4-D24	97 12	43451-KRH-780	86 8			50710-KGA-940	87 10	52176-KRH-900	89 14
34903-KVX-E31	94 9	38301-KVX-601	97 12	43455-KRH-900	86 9	45470-K79-E20	62 5	50710-KRH-901	99 14	52200-K79-E00ZA	89 15
34906-447-711	95 12	38306-KK4-000	97 13	43456-KRH-900	86 10	45470-KRH-660	61 4	50712-KRH-900	87 11	52200-K79-E20ZA	89 15
34907-KPN-A70	56 24	38306-KVX-600	97 13	43472-KB9-750	86 11	45504-410-003	60 3	50713-KRH-900	87 12	52400-K79-E01	91 1
34907-KYS-941	94 9	38501-KSS-B31	97 14			45510-K79-E20	60 4	50714-KRH-900	87 13	52400-K79-E20	92 1
34908-KVJ-911	55 1	38506-K79-E00	97 15	44000		45510-KRH-901	60 4			52463-KRH-901	91 2
34910-GFM-901	55 2	38770-K79-E01	97 16	44301-K79-E20	72 3	45513-HA2-006	60 5	51000		52463-KY7-000	92 2
		38770-K79-E21	97 16	44301-KRH-900	70 3	45517-166-006	60 6	51400-K79-E01	65 3	52464-KY7-000	92 3
35000		38771-K79-E00	97 17	44310-K79-E20	72 4	45518-MG3-016	60 7	51400-K79-E20	67 3	52465-K79-E20	92 4
35010-K79-E00	61 1	40000		44312-KRH-900	70 4	45520-MG7-006	60 8	51401-K79-E01	65 4	52473-KY7-000	92 5
35010-K79-E20	62 1			44620-KRH-900	70 5	45521-HA2-006	60 9	51401-K79-E20	67 4	52475-K79-E20	92 6
35100-K79-E01	61 2	40510-KRH-900	89 1	44620-MG3-000	72 5	45530-KRH-305	60 10	51402-K79-E20	67 5	53000	
		40540-K79-E02	89 2	44635-K79-E00	70 6	46000		51403-K79-E20	67 6		
35101-K79-E01	62 17	40540-K79-E21	89 2	44635-K79-E20ZA	72 6	46500-K79-E00	86 12	51410-K79-E20	67 7	53100-K79-E00ZA	61 5
		40540-K79-E22	89 2	44650-K79-E00	70 7	46513-KRH-900	86 13	51410-KRH-781	65 5	53100-K79-E20ZA	62 6
35121-KRH-900	61 3	40541-K79-E01	89 3	44650-K79-E20ZA	72 7	46525-KRH-900	86 14	51411-K79-E20	67 8	53140-K79-E00	58 7
		40541-K79-E02	89 3	44680-KRH-900	70 8			51412-GGC-901	65 6	53140-K79-E20	58 7
35131-K79-E01	58 4	40543-KRH-900	89 4	44680-MA0-000	72 8			51412-K79-E20	67 9	53166-K79-E00	58 8
35131-K79-E21	58 4	40545-KRH-D21	89 3	44701-K79-E20	72 9	50000		51413-KRH-901	65 7	53167-K79-E00	58 9
35160-KRE-G01	97 8	40546-KRH-900	89 5	44701-KRH-900	70 9	50100-K79-E00ZA	99 2	51414-GFM-J11	65 8	53168-K79-E00	58 10
35162-KRE-G00	97 9			44711-K79-E20	72 10	50100-K79-E20ZA	99 2	51414-K79-E20	67 10	53172-KRH-900	58 11
35163-KRE-G00	97 10	41000		44711-KRH-901	70 10	50100-K79-U00ZA	99 2	51415-K79-E20	67 11	53174-KRH-900	58 12
35201-K79-E01	58 5			44712-K79-E20	72 11	50195-K79-E00	99 3	51420-K79-E01	65 9	53175-KRH-901	60 11
35330-KRH-901	58 6	41201-K79-E20	75 3	44712-KRH-901	70 11	50205-K79-E20ZA	101 1	51420-K79-E20	67 12	53176-KJ1-701	60 12
35340-MGS-D31	60 1	41201-KRE-G00	75 3	44713-K79-E01	70 12	50211-KRE-G00	99 4	51432-K79-E20	67 13	53177-KRH-900	58 13
35340-MMS-601	60 1			44713-KRH-781	70 12	50212-KRH-900	99 5	51432-K79-E01	65 10	53178-KRH-900	58 14
35350-K79-E01	86 6	42000		44713-KRH-901	70 12	50212-K79-E20	99 5	51437-K79-E20	67 14	53192-KRH-900	58 15
35357-K79-E00	86 7			44800-KRH-901	70 13	50311-K79-E00	99 6	51437-KRH-901	65 11	53207-KVR-C00	93 4
35751-KPH-900	51 12	42301-KRH-900	75 4	44806-K79-E20	72 14	50312-K79-E00	99 7	51440-K79-E00	65 12		
35752-K70-600	51 13	42312-KRH-900	75 5	44806-KRH-901	70 14	50315-H06-000	81 1	51440-K79-E20	67 15	53208-KCH-900	61 6
35759-KRE-G01	45 9	42620-KRH-900	75 6	44808-KRH-901	70 15	50315-K79-E00ZA	81 2	51447-K79-E20	67 16		
35850-KRH-A01	96 8	42635-KRH-650ZA	75 7	44809-402-000	72 15	50325-K79-E00ZA	81 3	51454-K79-E20	67 17	53214-KRH-901	63 2
35852-KRH-901	96 9	42635-KRH-780ZA	75 7	44830-K79-E00	55 11	50385-K79-E00	96 11	51490-K79-E20	67 18	53214-KZ2-901	63 3
35856-K79-E01	96 10	42650-K79-E20ZA	75 8	44830-K79-E20	56 26	50410-K79-E00	81 4	51490-KRH-901	65 13	53219-K79-E00	63 4
		42650-KRH-650ZA	75 8	44832-K79-E20	67 1	50530-K79-E00	88 1	51500-K79-E01	65 14	53219-K79-E20	63 4
				44832-KRH-900	65 1	50530-K79-E20	88 2	51500-K79-E20	67 19	53229-KRH-900	63 5

## PART NO. INDEX

Part Number	Page	Ref.	Part Number	Page	Ref.	Part Number	Page	Ref.	Part Number	Page	Ref.	Part Number	Page	Ref.
53300-K79-E20ZA	62	8	83508-MR4-900	102	4	87516-KRH-901	91	3	90116-K79-E20	68	25	90451-KRE-G00	49	20
53300-KRH-660ZA	61	7	83551-376-000	79	9		92	7	90116-KRF-H71	65	16	90453-KVS-900	49	21
			83551-GE2-000	81	11	87560-KYY-600ZB	103	8	90116-KRH-900	54	15	90453-KVX-600	49	21
				82	2					79	11	90454-KPH-900	52	9
61000				77	18	88000				80	4	90454-KPS-900	49	22
61100-KRH-660ZA	64	1	83551-ME9-000	82	3					96	13	90457-KRM-840	51	17
61100-KRH-660ZB	64	1	83601-K79-E00ZA	82	3	88111-KRH-901	57	1	90123-KRF-H71	65	17	90458-KRE-G00	48	12
61100-KRH-660ZC	64	1	83601-K79-E00ZB	82	3	88210-KRH-780	57	3	90125-KZJ-900	76	13	90458-KVS-900	49	23
61104-KRH-900	64	2	83618-323-000	96	12	88220-KRH-780	57	4	90128-KGA-B90	70	17	90463-KRM-840	32	3
61104-KYY-760	93	5							90130-KBB-900	92	8	90501-KPT-A00	38	14
61300-K79-E00ZA	54	11	84000			89000			90131-KRH-900	69	15		41	5
61300-K79-E00ZB	54	11							90131-KRM-840	45	13		44	13
61302-KPY-970	54	12	84701-K79-E00	93	7	89216-K79-E00	102	5	90145-KRH-901	60	16		48	13
61302-KRH-660	54	13	84702-K79-E00	93	8				90150-KBB-950	92	9	90501-KRH-900	86	15
61305-KRE-E30	54	14	84703-K79-C00	93	9	90000			90153-KBB-900	92	10	90503-KRH-900	61	14
61311-K79-E00	61	8	84703-K79-E00	93	10				90154-KB7-700	99	18		62	15
61311-K79-E20	62	9	84704-K79-E00	93	11	90002-KRM-840	33	12		100	22	90504-K79-E00	81	12
61312-K79-E00	61	9				90003-KVS-900	51	14	90155-K79-E00	91	5	90505-KRH-900	90	17
61312-K79-E20	62	10	86000			90005-K15-900	35	8		92	11		102	6
61315-KRH-900ZB	104	1	86150-KPG-901	61	10	90008-KTT-900	38	11	90155-K79-E20	92	12	90509-KRH-900	79	13
61315-KRH-900ZC	104	1				90012-KK3-830	34	12	90158-KCJ-710	55	14	90510-KRH-900	100	23
61317-K79-E00	55	12	86150-KPG-902	61	10	90014-KRE-G00	33	13	90201-KRE-G00	33	17	90511-KRH-780	76	16
61318-K79-E00	55	13				90022-KRM-840	51	15	90201-KRM-840	41	4	90512-KRH-900	90	18
			86150-KTJ-C60	61	10	90024-MV9-670	99	16	90202-KRM-840	38	12		102	7
77000			86171-K79-E00ZA	104	2	90031-KRE-G00	45	11		44	12	90539-KSH-900	93	15
			86171-K79-E00ZB	104	2	90032-KRE-G00	45	12		48	9	90544-K79-E20	68	27
77110-KA3-730	80	1	86171-K79-E00ZC	104	2	90035-KRM-840	33	14	90203-MF9-710	88	8	90544-KRF-H71	65	18
77200-K79-E00ZA	80	2	86172-K79-E00ZA	104	3	90036-KRE-G00	33	15	90206-250-000	34	13	90545-300-000	60	18
77205-286-000	80	3	86172-K79-E00ZB	104	3	90071-K28-910	42	5	90301-088-660	79	12	90546-KRH-900	64	3
			86172-K79-E00ZC	104	3					93	12	90559-K79-E00	76	17
80000			86191-K79-E00ZA	104	4	90071-KYY-901	43	8	90301-GFM-890	93	13	90604-KTT-900	48	14
80101-310-000	93	6	86191-K79-E00ZB	104	4	90083-KRM-840	35	9	90302-K79-E00	96	14	90605-200-000	52	10
			86191-K79-E00ZC	104	4	90084-041-000	49	17	90302-KYA-601	68	26	90605-KVS-900	50	24
80105-K79-E20	83	16	86192-K79-E00ZA	104	5	90084-KTT-900	40	4		70	18	90606-KRM-840	51	18
80200-K79-E00ZA	81	5	86192-K79-E00ZB	104	5	90085-KTT-900	39	7		74	10	90650-KW3-000	61	18
80200-K79-E00ZB	81	5	86192-K79-E00ZC	104	5	90087-K70-700	40	5	90304-KYA-601	91	6		62	16
80200-K79-E00ZC	81	5	86193-K79-E00ZA	104	6	90091-KRM-840	33	16		92	13	90651-KM9-000	83	18
			86193-K79-E00ZB	104	6	90101-KRE-G00	99	17	90305-KSP-900	84	20	90651-KRH-781	65	19
			86193-K79-E00ZC	104	6				90305-KYA-601	90	16	90651-MA5-671	60	19
81000			86193-K79-E20ZB	104	7	90102-KRE-G00	99	19	90306-KYA-601	70	19	90653-HC4-900	81	13
81200-K79-E20ZA	81	6	86193-K79-E20ZC	104	7	90105-KAE-870	72	17	90307-KRH-901	76	14		96	16
81220-K79-E00	103	1	86194-K79-E00ZA	104	8	90105-MG3-000	100	20	90308-KRH-900	61	13	90661-GHB-610	83	19
81220-K79-E20	103	2	86194-K79-E00ZB	105	8	90106-GFM-900	97	18		62	14	90701-KRE-G00	33	20
81220-K79-L00	103	1	86194-K79-E00ZC	105	8	90106-K79-E00	91	4	90309-KF0-003	76	15		36	3
81220-K79-U00	103	2	86194-K79-E20ZB	105	9	90106-KRH-900	63	6	90309-KRH-901	76	15	90702-KRM-840	37	7
81250-K79-E20ZA	81	7	86194-K79-E20ZC	105	9	90107-K79-E00	84	18	90311-KSH-900	83	17		40	6
81300-K79-E20ZA	81	8				90107-KTJ-900	82	4		93	14		44	14
81301-KRE-B00	81	9	87000			90107-MCN-610	61	11		96	15		45	14
81302-KRE-B00	81	10							90314-K79-E00	57	2	90741-KFB-000	47	10
			87505-K79-E20	103	3	90108-KRH-780	88	7	90322-KRH-900	58	17	90741-KGH-900	47	8
			87505-K79-U00	103	3	90111-KRH-900	61	12	90401-KRE-G00	48	10		48	15
83000			87505-KRH-900	103	4				90403-KTT-900	48	11	90755-229-003	70	20
			87505-KRH-910	103	4	90112-GW3-000	87	16	90404-KRE-G00	33	18	90755-229-005	70	20
83119-KRH-900	84	17	87507-KRH-910	103	5	90112-KRE-G00	77	19	90405-KTT-900	38	13	90755-KRH-900	70	20
83501-K79-E00ZA	82	1	87507-MZ8-W00	103	5	90113-GFP-B00	84	19	90412-KPH-900	49	18	90899-KRH-900	93	16
83501-K79-E00ZB	82	1	87508-KRH-910	103	6	90113-KRH-900	58	16	90417-KRM-840	51	16			
83502-KRH-900	102	1	87508-MN8-670	103	6	90114-166-006	60	15	90441-GGC-900	33	19	91000		
83504-KRH-900	102	2	87509-KVR-G00	103	7	90114-KRH-900	100	21	90441-KRM-840	49	19	91307-KRM-840	37	9
83507-422-000	102	3	87509-KWP-900	103	7	90114-KWL-000	79	10	90451-KGH-900	52	8	91309-KYY-901	43	9
												91309-KYY-931	42	6

4

# PART NO. INDEX

Part Number	Page	Ref.	Part Number	Page	Ref.	Part Number	Page	Ref.	Part Number	Page	Ref.	Part Number	Page	Ref.	Part Number	Page	Ref.
91320-K70-601	42	7		93	18	95701-08025-00	100	29									
91320-KYY-901	43	10	94050-08000	84	21	95701-08030-00	86	23									
91351-KRF-H71	66	21		100	25	95701-08030-07	84	24									
91357-K79-E20	68	29	94050-10000	94	10	95701-08032-00	85	25									
91406-KVX-600	83	20		100	26	95701-08035-00	74	11									
91501-MR4-900	102	8	94101-03000	102	9	95701-08045-07	61	16									
			94101-08000	87	17		62	19									
92000			94103-06000	55	22		85	26									
			94103-08700	84	22	95701-08070-07	81	17									
92101-06014-OA	86	16	94109-12000	45	17												
92900-06025-OE	68	30	94111-06000	96	18	96000											
			94201-20120	86	19												
93000			94201-20150	87	18	96001-06012-00	32	5									
			94201-30280	86	20	96001-06014-00	81	18									
93500-03020-0G	66	27	94201-30450	102	10	96001-06016-00	46	23									
93500-04032-0G	58	18	94251-08000	44	17		66	24									
93500-04045-0G	58	19	94301-07120	32	4		68	33									
93500-05016-0G	58	20	94510-18000	52	11	96001-06018-00	79	15									
93500-05018-0G	66	22	94510-28000	48	14	96001-06022-00	33	22									
	68	31					35	12									
93500-05020-OA	95	14	95000				60	20									
93500-05020-0G	59	21				96001-06030-00	37	10									
93500-05022-0G	59	22	95014-22200	61	15	96001-06035-00	32	6									
93600-04012-1G	60	14		62	18		40	9									
93600-06022-0H	86	17	95015-42000	86	21	96001-06040-00	37	11									
93700-05012-OA	44	15	95701-06010-00	100	27		40	10									
93700-05018-1A	55	16	95701-06010-07	84	23	96001-06045-00	40	11									
93891-05014-18	53	18	95701-06012-00	55	23	96140-63030-10	76	18									
93892-05012-18	53	19		63	9	96211-08000	86	24									
93893-04010-08	55	17		90	23	96220-30085	51	19									
93893-04012-17	60	13		97	19	96600-06016-00	41	6									
93901-25080	90	20		101	2	96600-06022-00	41	7									
93901-32320	59	23		102	11												
93901-34120	44	16	95701-06012-07	81	14	98000											
93903-24380	79	14		98	20												
93903-25320	83	21	95701-06016-00	35	11	98200-31500	96	20									
	93	17		50	30	98200-41000	98	23									
93903-25380	83	22		81	15												
93903-25510	83	23		83	24	99000											
93913-24220	54	16		96	19												
	55	18		98	21	99001-10120	102	12									
93913-24320	55	19	95701-06018-00	45	18	99001-14170	102	13									
93913-24420	55	20	95701-06020-00	45	19	99003-10000	102	14									
				86	22	99003-30000	102	15									
94000				90	24	99003-50000	102	16									
			95701-06022-00	42	8	99006-12000	102	17									
94001-05070-OS	66	23		43	11	99006-24000	102	18									
	68	32		64	4	99008-01600	102	19									
94001-06200-OS	86	18	95701-06022-08	98	22												
94002-06000-OS	96	17	95701-06025-07	88	9												
94002-08000-OS	90	21	95701-06028-00	93	19												
94002-12200-OS	48	17	95701-06035-00	44	18												
94021-06000-OS	55	21		90	25												
94030-08000	90	22	95701-06040-00	45	20												
94030-10200	100	24	95701-06045-00	45	21												
94050-05000	95	15	95701-06070-00	45	22												
94050-06000	59	24	95701-08016-00	81	16												
	60	17		100	28												
	77	20	95701-08018-00	87	19												



# PART NAME INDEX

Part name	Page	Ref.	Part name	Page	Ref.	Part name	Page	Ref.
[ A ]								
ADJUSTER, CHAIN .....	89	4	BOLT A, CYLINDER STUD, 204.5MM	45	11	BOLT, FLANGE, 6X30 .....	37	10
ARM ASSY., KICK STARTER .....	86	3	BOLT A, PIN .....	69	8	BOLT, FLANGE, 6X35 .....	32	6
ARM COMP., VALVE ROCKER .....	34	3	BOLT B, CYLINDER STUD, 168.5MM	45	12		40	9
ARM SUB ASSY., CUSHION .....	92	4	BOLT, BODY COVER SETTING .....	82	4		44	18
ARM, RR. BRAKE .....	74	7	BOLT, BREAK OFF .....	100	21		90	25
AXLE, FR. WHEEL .....	70	3	BOLT, DISK, 6X17 .....	72	17	BOLT, FLANGE, 6X40 .....	37	11
	72	3	BOLT, DRAIN PLUG, 12MM .....	45	13		40	10
AXLE, RR. WHEEL .....	75	4	BOLT, DRIVE SPROCKET FIXING .....	49	17		45	20
			BOLT, FLANGE SOCKET, 6X22 .....	33	16	BOLT, FLANGE, 6X45 .....	40	11
[ B ]			BOLT, FLANGE, 10X110 .....	100	20		45	21
BAG, TOOL, 160MM .....	102	19	BOLT, FLANGE, 10X53 .....	92	10	BOLT, FLANGE, 6X70 .....	45	22
BALL, STEEL, #8 .....	86	24	BOLT, FLANGE, 10X57 .....	91	5	BOLT, FLANGE, 8X110 .....	99	19
BAND, AIR CLEANER CONNECTING TUBE	83	12		92	11	BOLT, FLANGE, 8X16 .....	81	16
BAND, BATTERY .....	96	3	BOLT, FLANGE, 10X72 .....	92	12		100	28
BAND, FR. FORK BOOT .....	66	26	BOLT, FLANGE, 10X76 .....	92	8	BOLT, FLANGE, 8X18 .....	87	19
	67	22	BOLT, FLANGE, 5X14 .....	33	12	BOLT, FLANGE, 8X25 .....	100	29
BAND, INSULATOR .....	33	8	BOLT, FLANGE, 5X20 .....	53	2	BOLT, FLANGE, 8X30 .....	84	24
BAND, MUFFLER .....	84	13	BOLT, FLANGE, 6MM .....	54	15		86	23
BAND, WIRE .....	61	18		79	11	BOLT, FLANGE, 8X32 .....	85	25
	62	16	BOLT, FLANGE, 6X10 .....	80	4	BOLT, FLANGE, 8X35 .....	63	6
BAR COMP., L. SIDE STAND .....	88	2		96	13		74	11
BAR COMP., R. SIDE STAND .....	88	4	BOLT, FLANGE, 6X10 .....	84	23	BOLT, FLANGE, 8X36 .....	61	12
BAR COMP., SIDE STAND .....	88	1		100	27		62	13
BAR, L. PILLION STEP .....	87	13	BOLT, FLANGE, 6X110 .....	33	15	BOLT, FLANGE, 8X40 .....	69	15
BAR, R. PILLION STEP .....	87	12	BOLT, FLANGE, 6X12 .....	32	5	BOLT, FLANGE, 8X45 .....	61	16
BASE COMP., CONTACT .....	61	17		55	23		62	19
	62	3		63	9	BOLT, FLANGE, 8X70 .....	85	26
BASE COMP., LICENSE .....	95	9		81	14	BOLT, FLANGE, 8X73 .....	99	18
BASE COMP., L. RR. CARRIER .....	81	7		90	23		100	22
BASE COMP., R. RR. CARRIER .....	81	6	BOLT, FLANGE, 6X14 .....	97	19	BOLT, FLANGE, 8X80 .....	99	17
BASE COMP., TAILLIGHT .....	95	4		98	20		99	18
BATTERY ASSY. ....	96	2	BOLT, FLANGE, 6X16 .....	101	2	BOLT, FLANGE, 8X88 .....	99	16
BEARING, CUSHION ARM .....	92	15		102	11	BOLT, FR. FORK .....	65	17
BEARING, HEAD PIPE .....	63	7		87	16		67	17
BEARING, NEEDLE, 16X22X19 .....	92	14	BOLT, FLANGE, 6X16 .....	35	11	BOLT, HANDLE LEVER PIVOT .....	58	16
BEARING, NEEDLE, 17X24X20 .....	91	7		46	23		60	15
BEARING, NEEDLE, 20X26X20 .....	90	19		50	30	BOLT, HEX., 10X94 .....	92	9
BEARING, NEEDLE, 22X29X16.8 .....	39	8		66	24	BOLT, HEX., 6X14 .....	86	16
BEARING, RADIAL BALL, 17X42X12 .....	50	25	BOLT, FLANGE, 6X18 .....	68	33	BOLT, HEX., 6X20 .....	51	14
BEARING, RADIAL BALL, 35X72X15 .....	47	9		81	15	BOLT, HEX., 6X22 .....	97	18
BEARING, RADIAL BALL, 6003 .....	38	15		83	24	BOLT, KNOCK, 5MM .....	35	9
BEARING, RADIAL BALL, 6201U .....	50	26	BOLT, FLANGE, 6X18 .....	96	19	BOLT, OIL, 10X22 .....	60	16
BEARING, RADIAL BALL, 6201UU .....	71	22		98	21	BOLT, ONE-WAY, 8MM .....	61	11
BEARING, RADIAL BALL, 6201(U) .....	50	26		45	18		62	12
BEARING, RADIAL BALL, 6202U .....	72	18	BOLT, FLANGE, 6X20 .....	79	15	BOLT, SETTING .....	43	4
BEARING, RADIAL BALL, 6202 SPL .....	48	16		45	19	BOLT, SIDE STAND PIVOT .....	88	7
BEARING, RADIAL BALL, 6203 .....	50	28		86	22	BOLT, SOCKET, 10X56 .....	91	4
BEARING, RADIAL BALL, 6203UU .....	76	19	BOLT, FLANGE, 6X22 .....	90	24	BOLT, SOCKET, 6MM .....	39	7
BEARING, RADIAL BALL, 6303U .....	76	18		33	22	BOLT, SOCKET, 6X16 .....	41	6
BEARING, RADIAL BALL, 6304 .....	50	27		35	12	BOLT, SOCKET, 6X22 .....	41	7
	53	9		42	8	BOLT, SOCKET, 8MM .....	68	25
BODY ASSY., THROTTLE .....	53	9		43	11	BOLT, SOCKET, 8X30 .....	65	16
BODY COMP., FRAME .....	99	2	BOLT, FLANGE, 6X25 .....	60	20	BOLT, SPECIAL, 6MM .....	77	19
BODY SET .....	53	10		64	4	BOLT, SPECIAL, 6X14 .....	84	18
BODY, KEY .....	102	3	BOLT, FLANGE, 6X25 .....	98	22	BOLT, SPECIAL, 6X21 .....	33	13
BOLT .....	42	3		38	11	BOLT, SPROCKET FIXING .....	76	13
			BOLT, FLANGE, 6X25 .....	88	9	BOLT, STUD, 2, 6X16 .....	70	17
			BOLT, FLANGE, 6X28 .....	93	19	BOLT, STUD, 6X25 .....	68	30

# PART NAME INDEX

Part name	Page	Ref.	Part name	Page	Ref.	Part name	Page	Ref.
BOLT, STUD, 8X22 .....	33	14	CAP, OIL FILTER ROTOR .....	44	8	COLLAR, FR. HANDLE COVER .....	93	4
BOLT, SWINGARM PIVOT .....	89	6	CAP, PIPE END .....	81	1	COLLAR, FR. UPPER FENDER MOUNT	95	13
BOLT, WIRE ADJUSTING .....	58	15	CAP, RR. FORK END .....	89	5	COLLAR, FR. WHEEL .....	93	5
BOOT B .....	69	10	CAP, SPECIAL .....	54	6	COLLAR, FR. WHEEL DISTANCE .....	70	4
BOOT COMP. ....	60	3	CAP, STEERING STEM .....	61	6	COLLAR, KICK SPRING .....	72	5
BOOT, FR. FORK .....	66	25		62	7	COLLAR, LOCK SETTING .....	52	5
BOOT, L. FR. FORK .....	67	23	CAP, SWINGARM DUST SEAL .....	89	8	COLLAR, LOCK SETTING .....	84	17
BOOT, PIN BUSH .....	69	9	CAP, TOOL BOX .....	102	2	COLLAR, MUFFLER MOUNTING .....	84	16
BOOT, R. FR. FORK .....	67	21	CASE ASSY., UNDER .....	55	8	COLLAR, RR. AXLE DISTANCE .....	75	6
BOX ASSY., SPEEDOMETER GEAR ..	70	13	CASE ASSY., UPPER .....	55	6	COLLAR, RR. WHEEL .....	75	5
	72	13	CASE COMP., L. BOTTOM .....	67	20	COLLAR, SIDE MOUNTING .....	79	13
BOX, BATTERY .....	96	11	CASE COMP., R. BOTTOM .....	67	12	COLLAR, SPECIAL .....	93	15
BOX, TOOL .....	102	1	CASE, AIR CLEANER .....	83	1	COLLAR, SPRING .....	67	5
BRACKET COMP., L. PILLION STEP	87	9	CASE, DRIVE CHAIN .....	89	1	COLLAR, STAND RUBBER SETTING ..	88	6
BRACKET COMP., R. PILLION STEP	87	8	CASE, L. BOTTOM .....	65	15	COLLAR, STARTER REDUCTION .....	39	6
BRACKET SUB ASSY., L. FR.			CASE, R. BOTTOM .....	65	9	COLLAR, SWINGARM PIVOT CENTER		
CALIPER	69	12	CENTER, CLUTCH .....	38	3	DISTANCE	89	7
BRACKET, L. HANDLE LEVER .....	58	11	CHAIN, CAM .....	35	2	CONTACT ASSY., NEUTRAL SWITCH ..	45	9
BRACKET, NUMBER PLATE .....	93	7	CHAIN, DRIVE .....	89	2	COTTER, VALVE .....	34	11
		8	CIRCLIP .....	60	19	COUNTERSHAFT .....	49	2
BRIDGE COMP., FORK TOP .....	61	7	CIRCLIP, EXTERNAL, 14MM .....	51	18	COUPLER, DUMMY .....	97	7
	62	8	CIRCLIP, EXTERNAL, 18MM .....	52	11	COVER ASSY., R. CRANKCASE .....	37	1
BULB .....	94	9	CIRCLIP, EXTERNAL, 28 .....	48	14	COVER COMP., CYLINDER HEAD .....	32	1
BULB, HEADLIGHT .....	54	10	CIRCLIP, EXTERNAL, 28MM .....	48	14	COVER COMP., EX. PIPE .....	84	2
BULB, POSITION LIGHT .....	54	9	CLAMP .....	55	9	COVER COMP., LICENSE .....	95	8
	95	11	CLAMPER A, BRAKE HOSE .....	65	2	COVER COMP., L. RR. ....	40	2
BULB, TAIL & STOP LIGHT .....	95	12		67	2	COVER SUB ASSY., AIR CLEANER ..	83	7
BULB, WEDGE BASE .....	55	1	CLAMPER, A.C. GENERATOR CORD ..	41	3	COVER, CYLINDER HEAD L. SIDE ..	33	5
		2	CLAMPER, SPEEDOMETER CABLE .....	65	1	COVER, L. CRANKCASE .....	40	1
	56	24		67	1	COVER, L. HANDLE LEVER .....	58	13
BULB, WINKER LIGHT .....	94	9	CLAMP B, TUBE, 12.5MM .....	83	19	COVER, L. SIDE .....	82	3
BUSH, 17X20.5X8.0 .....	49	4	CLAMP, TUBE .....	83	15	COVER, RR. BRAKE ARM .....	74	8
BUSH, 20MM .....	49	6			20	COVER, R. HANDLE LEVER .....	60	12
BUSH, BALANCER DRIVEN GEAR ..	48	5	CLIP, MUDGUARD .....	81	13	COVER, R. SIDE .....	82	1
BUSH, GUIDE .....	67	10		96	16	COVER, SOCKET .....	54	8
BUSH, SLIDER .....	67	11	CLIP, PISTON PIN, 14MM .....	47	5	COVER, STARTER MOTOR TERMINAL ..	96	6
			CLIP, TUBE .....	83	18	COVER, THROTTLE BODY .....	53	7
[ C ]			CLIP, VALVE GUIDE .....	33	3	COWL, RR. ....	81	5
CABLE ASSY., SPEEDOMETER .....	55	11	CLUTCH, ONE WAY .....	39	2	CRANKCASE COMP., L. ....	45	2
	56	26	COIL ASSY., IGNITION .....	97	1	CRANKCASE COMP., R. ....	45	1
CABLE COMP. A, THROTTLE .....	58	1	COLLAR .....	97	9	CRANKSHAFT COMP. ....	47	1
CABLE COMP. B, THROTTLE .....	58	2	COLLAR A, CUSHION ARM .....	92	3	CUSHION ASSY., RR. ....	91	1
CABLE COMP., CLUTCH .....	58	3	COLLAR B, CUSHION ARM .....	92	2		92	1
CABLE, BATTERY EARTH .....	96	7	COLLAR COMP., FR. WHEEL SIDE ..	72	4	CUSHION, FR. FUEL TANK .....	77	14
CABLE, STARTER MAGNETIC			COLLAR, 20MM .....	49	16	CUSHION, FUEL TANK RR. PIVOT ..	77	5
BATTERY	96	4	COLLAR, 6.5X4 .....	87	15	CUSHION, PGM-FI UNIT .....	97	17
CABLE, STARTER MOTOR .....	96	5	COLLAR, AIR CLEANER .....	83	6	CUSHION, VISOR .....	54	13
CAMSHAFT COMP. ....	34	2		93	1	CYLINDER COMP. ....	36	1
CAM, RR. BRAKE .....	74	3	COLLAR, CHAIN GUARD .....	89	10	CYLINDER SET, MASTER .....	60	10
CAP ASSY., NOISE SUPPRESSOR ..	97	3	COLLAR, CHAIN ROLLER .....	89	14	CYLINDER SUB ASSY., FR. BRAKE		
CAP COMP., FUEL FILLER .....	77	15	COLLAR, CHAMBER RR. ....	84	7	MASTER	60	4
CAP, 14MM .....	40	4	COLLAR, CUSHION CONNECTING ROD	91	2			
CAP, 32MM .....	40	5		92	5	[ D ]		
CAP, BLEEDER .....	69	5	COLLAR, ENGINE MOUNT .....	99	6	DIAPHRAGM .....	60	8
CAP, CHANGE SWITCH CONTACT ..	51	12		99	7	DISK, CLUTCH FRICTION .....	38	4
CAP, L. CRANKCASE .....	46	24	COLLAR, FENDER MOUNTING .....	64	2			
CAP, MASTER CYLINDER .....	60	5	COLLAR, FR. AXLE DISTANCE .....	70	5	DISK, FR. BRAKE .....	70	16
							72	16



# PART NAME INDEX

Part name	Page	Ref.	Part name	Page	Ref.	Part name	Page	Ref.
DOWEL PIN, 8X14 .....	37	7	GEAR, COUNTERSHAFT FIRST .....	49	3	[ I ]		
	40	6	GEAR, COUNTERSHAFT FOURTH .....	49	11	INDICATOR, RR. BRAKE .....	74	5
	44	14	GEAR, COUNTERSHAFT SECOND .....	49	7	INJECTOR ASSY., FUEL .....	53	15
DOWEL PIN, SPECIAL, 10X12 .....	45	14	GEAR, COUNTER THIRD .....	49	9	INNER, FR. VISOR .....	54	14
	33	20	GEAR, MAINSHAFT FIFTH .....	49	12	INSULATOR COMP., THROTTLE BODY	33	7
	36	3	GEAR, MAINSHAFT FOURTH .....	49	10			
DRIVER 1, PLUS SCREW .....	102	14	GEAR, MAINSHAFT SECOND .....	49	5	[ J ]		
DRIVER 3, MINUS SCREW .....	102	15	GEAR, MAINSHAFT THIRD .....	49	8	JOINT B, BRAKE ARM .....	86	10
DRUM, GEARSHIFT .....	51	5	GEAR, OIL PUMP DRIVEN .....	44	2	JOINT, DRIVE CHAIN .....	89	3
DUCT, IN. ....	83	11	GEAR, PRIMARY DRIVE .....	47	7	JOINT, INJECTOR .....	53	11
DUST SEAL, 16X23X3.5 .....	92	17	GEAR, SPEEDOMETER .....	70	14	JOINT, KICK ARM .....	86	4
DUST SEAL, 17X20X2.5 .....	86	14		72	14	JOINT, SHROUD .....	78	1
DUST SEAL, 17X24X4 .....	91	8	GEAR, STARTER DRIVEN .....	39	1			2
DUST SEAL, 23X35X5 .....	73	19	GEAR, STARTER REDUCTION .....	39	4	[ K ]		
DUST SEAL, 40X50X5 .....	71	21	GRIP COMP., THROTTLE .....	58	7	KEY COMP. ....	61	3
	73	20	GRIP, L. HANDLE .....	58	8	KEY SET .....	62	4
DUST SEAL, BRAKE CAM .....	74	9	GRIP, L. RR. ....	81	3	KEY, WOODRUFF, 4MM .....	61	1
DUST SEAL, STEERING HEAD .....	63	2	GRIP, R. RR. ....	81	2		62	1
DUST SEAL, STEERING UPPER .....	63	3	GRIP, SCREW DRIVER .....	102	16	KNOB, TRIP .....	47	8
			GROMMET .....	97	10		48	15
[ E ]			GROMMET, AIR CLEANER CASE .....	81	11		55	5
ELEMENT COMP., AIR CLEANER ...	83	2	GROMMET, SIDE COVER .....	82	2	[ L ]		
EMBLEM, PRODUCT .....	61	10		77	18	LABEL, AIR CLEANER ELEMENT	103	7
	62	11	GUARD, CHAIN .....	79	9	NOTICE		
[ F ]			GUIDE COMP., BRAKE HOSE .....	89	9	LABEL, CHAIN ADJUSTER .....	103	6
FENDER, FR. ....	64	1		61	4	LABEL, DRIVE CAUTION .....	103	8
FILTER SET .....	77	2	GUIDE COMP., CLUTCH CABLE .....	62	5	LABEL, DRIVE CHAIN .....	103	5
FLAP, TIRE .....	70	12	GUIDE, BRAKE CABLE LOWER .....	99	3	LABEL, RR. CARRIER .....	103	1
	72	12	GUIDE, CAM CHAIN .....	63	1		2	
	75	12	GUIDE, CLUTCH OUTER .....	35	7	LABEL, RR. DAMPER .....	91	3
FLYWHEEL COMP. ....	41	1	GUIDE, FR. FORK .....	38	2		92	7
FORK ASSY., L. FR. ....	65	14	GUIDE, SPEEDOMETER CABLE .....	65	8	LABEL, TIRE .....	103	3
	67	19	GUIDE, VALVE .....	63	8		4	
FORK ASSY., R. FR. ....	65	3		33	2	LENS COMP., L. ....	94	6
	67	3	[ H ]			LENS COMP., R. ....	94	2
FORK C, GEARSHIFT .....	51	2	HANDLE, EYE WRENCH, 12MM .....	102	17	LENS COMP., TAILLIGHT .....	95	5
FORK, GEARSHIFT .....	51	1	HARNES, WIRE .....	97	6	LEVER COMP., CLUTCH .....	37	4
FUEL UNIT .....	77	17	HEADLIGHT UNIT .....	54	7	LEVER, L. STEERING HANDLE .....	58	14
FUSE, BLADE .....	96	20	HEAD COMP., CYLINDER .....	33	1	LEVER, R. STEERING HANDLE .....	60	11
FUSE, MINI .....	98	23	HOLDER ASSY., HELMET .....	99	14	LIFTER ASSY., TENSIONER .....	35	5
			HOLDER B2, HANDLE PIPE UPPER ..	61	15	LIGHT ASSY., LICENSE .....	95	7
[ G ]				62	18			
GASKET, CYLINDER .....	36	2	HOLDER COMP., FUSE .....	96	9	[ M ]		
GASKET, CYLINDER HEAD .....	33	4	HOLDER, AXLE .....	68	24	MAINSHAFT COMP. ....	49	1
GASKET, EX. PIPE .....	84	3	HOLDER, BRUSH .....	43	5	MARK, FR. ....	104	1
GASKET, FUEL PUMP .....	77	12	HOLDER, L. LEVER BRACKET .....	58	12	MARK, L. FUEL TANK .....	104	3
GASKET, HEAD COVER .....	32	2	HOLDER, MASTER CYLINDER .....	60	6	MARK, R. FUEL TANK .....	104	2
GASKET, L. COVER .....	40	3	HOOK, SEAT .....	81	4	MAT, FUEL TANK .....	77	8
GASKET, OIL FILTER CAP .....	44	11	HORN COMP. ....	97	11	METER ASSY., COMBINATION .....	55	3
GASKET, R. COVER .....	37	2	HOSE COMP., FR. BRAKE .....	60	2	MIRROR COMP., L. ....	57	4
GASKET, TENSIONER LIFTER .....	35	6	HOSE COMP., FUEL FEED .....	77	16	MIRROR COMP., R. ....	57	3
GAUGE, OIL LEVEL .....	37	3	HOUSING, UNDER THROTTLE .....	58	10			
GEAR, BALANCER DRIVE .....	47	6	HOUSING, UPPER THROTTLE .....	58	9			
GEAR, BALANCER DRIVEN .....	48	1	HUB SUB ASSY., FR. ....	70	6			
GEAR, COUNTERSHAFT FIFTH .....	49	13		72	6			
			HUB SUB ASSY., RR. ....	75	7			

# PART NAME INDEX

Part name	Page	Ref.	Part name	Page	Ref.	Part name	Page	Ref.
MOTOR ASSY., STARTER .....	42	1	NUT, U, 8MM .....	76	15	PIN, SPLIT, 3.0X45 .....	102	10
	43	1				PIN, SPRING, 2X14 .....	102	8
MUDGUARD .....	83	16	[ O ]			PIN, STEP BAR JOINT .....	87	2
MUFFLER ASSY. ....	84	6	OIL SEAL, 12X18X4 .....	37	8	PIPE COMP., ENGINE GUARD .....	101	1
			OIL SEAL, 14X22X5 .....	45	15	PIPE COMP., EX. ....	84	1
[ N ]			OIL SEAL, 16X28X7 .....	37	12	PIPE COMP., FR. FORK .....	65	5
NUT-WASHER, 6MM .....	42	5	OIL SEAL, 16.5X25X5 .....	92	16		67	7
	43	7	OIL SEAL, 20X34X7 .....	50	29	PIPE COMP., RR. CARRIER .....	81	8
		8	OIL SEAL, 21X37X7 .....	70	20	PIPE, OIL PATH .....	45	7
NUT B, BRAKE ROD ADJUSTING ...	86	21	OIL SEAL, 25X47X6.5 .....	76	20	PIPE, SEAT .....	65	12
NUT, BEAM ADJUSTING .....	54	5	O-RING .....	42	7		67	15
NUT, CAP, 6MM .....	55	21		43	9	PIPE, STEERING HANDLE .....	61	5
NUT, CLIP, 6MM .....	83	17					62	6
	93	14		68	10	PISTON .....	47	3
	96	15	O-RING SET .....	77	4	PISTON, 27X31 .....	69	3
NUT, EXHAUST PIPE, 8MM .....	84	20	O-RING, 10X1.5 .....	55	15	PIVOT, SHIFT DRUM STOPPER ARM ..	51	15
NUT, FIXING .....	58	17	O-RING, 13.8X2.5 .....	40	7	PLATE A2, FIXING .....	49	15
NUT, FLANGE, 10MM .....	91	6	O-RING, 17.8X2.4 .....	45	3	PLATE COMP., GEARSHIFT DRUM		
	92	13	O-RING, 18X3 .....	37	9	STOPPER	51	6
	94	10	O-RING, 19.4X2.3 .....	45	16	PLATE, BEARING HOLDER .....	49	19
	100	26	O-RING, 1.5X9.5 .....	35	10	PLATE, BEARING PUSH .....	45	6
NUT, FLANGE, 12MM .....	70	19	O-RING, 22X2.8 .....	66	21	PLATE, CLUTCH .....	38	6
NUT, FLANGE, 14MM .....	41	4	O-RING, 24.4X3.1 .....	42	6	PLATE, CLUTCH LIFTER .....	38	8
	90	16	O-RING, 31.7X2.4 .....	40	8	PLATE, CLUTCH PRESSURE .....	38	7
NUT, FLANGE, 16MM .....	76	14	O-RING, 33.5X3.0 .....	33	21	PLATE, DIAPHRAGM .....	60	9
NUT, FLANGE, 5MM .....	95	15	O-RING, 72.8X2.0 .....	33	6	PLATE, HEADLIGHT UNIT .....	54	12
NUT, FLANGE, 6MM .....	59	24	O-RING, 9.6X2.6 .....	45	8	PLATE, IDLE AIR CONTROL VALVE ..	53	13
	60	17	O-RING, THROTTLE BODY .....	53	5	PLATE, L. FR. ENGINE HANGER ...	99	11
	68	26	OUTER COMP., CLUTCH .....	38	1	PLATE, L. HEAD HANGER .....	99	9
	70	18	OUTER, STARTING CLUTCH .....	39	3	PLATE, L. RR. UPPER ENGINE		
	74	10				HANGER	99	13
	77	20	[ P ]			PLATE, PILLION STEP .....	87	11
	93	18	PACKING .....	42	4	PLATE, R. FR. ENGINE HANGER ...	99	10
NUT, FLANGE, 8MM .....	76	15		94	4	PLATE, R. HEAD HANGER .....	99	8
	84	21	PACKING, LENS .....	95	10	PLATE, R. RR. UPPER ENGINE		
	100	25	PACKING, MUFFLER .....	84	14	HANGER	99	12
NUT, HEX., 10MM .....	100	24	PACKING, PROTECTOR .....	84	4	PLATE, SETTING .....	77	10
NUT, HEX., 12MM .....	48	17	PACKING, TAILLIGHT LENS .....	95	3	PLATE, STEP RUBBER SETTING .....	87	7
NUT, HEX., 5MM .....	66	23	PAD SET, FR. ....	69	2	PLATE, TENSIONER SETTING .....	35	4
	68	32	PANEL COMP., RR. BRAKE .....	74	2	PLUG, BEARING PUSH .....	45	4
NUT, HEX., 6MM .....	86	18	PEDAL COMP., BRAKE .....	86	12	PLUG, CONE .....	93	16
	96	17	PEDAL COMP., CHANGE .....	86	1	PLUG, PIN .....	69	13
NUT, HEX., 8MM .....	90	21	PGM-FI UNIT .....	97	16	PLUG, SPARK .....	33	9
		22	PIECE, OIL LOCK .....	65	10	PROTECTOR, FR. ....	84	12
NUT, LOCK .....	57	1		67	13	PROTECTOR, MUFFLER .....	84	10
		2	PINION, KICK STARTER .....	52	1	PUMP ASSY., FUEL .....	77	1
NUT, LOCK, 9MM .....	33	17	PIN A, DOWEL, 7X12 .....	32	4	PUMP ASSY., OIL .....	44	1
NUT, SIDE STAND .....	88	8	PIN C, JOINT .....	86	9	PUMP SET .....	77	3
NUT, SPECIAL FLANGE, 14MM ....	38	12	PIN, HANGER .....	69	14			
	44	12	PIN, LOCK, 8MM .....	44	17	[ R ]		
	48	9	PIN, MAIN STEP BAR JOINT .....	87	1	RATCHET, STARTER DRIVE .....	52	2
NUT, SPECIAL, 5MM .....	93	13	PIN, PISTON .....	47	4	RECEIVER, CLUTCH CABLE .....	37	6
NUT, SPECIAL, 6MM .....	79	12	PIN, SHIFT RETURN SPRING .....	51	11	RECTIFIER ASSY., SILICON .....	97	5
	93	12	PIN, SPLIT, 2.0X12 .....	86	19	RECTIFIER COMP., REGULATOR ...	97	4
	96	14	PIN, SPLIT, 2.0X15 .....	87	18	REFLECTOR, REFLEX .....	78	7
NUT, STEERING STEM .....	61	13	PIN, SPLIT, 3.0X28 .....	86	20	REFLECTOR, RR. SIDE REFLEX .....	93	2
	62	14				REFLECTOR, SIDE REFLEX .....	93	3
NUT, TAPPET ADJUSTING .....	34	13					93	3



# PART NAME INDEX

Part name	Page	Ref.	Part name	Page	Ref.	Part name	Page	Ref.
RELAY COMP., POWER .....	97	14	SCREW-WASHER, 3X25 .....	56	25	SENSOR ASSY., BANK ANGLE .....	97	8
RELAY COMP., WINKER .....	97	12	SCREW-WASHER, 4X10 .....	55	17	SENSOR ASSY., SPEED .....	45	10
RESONATOR .....	83	13	SCREW-WASHER, 4X12 .....	60	13	SENSOR ASSY., THERMOSTAT OIL ..	33	11
RETAINER .....	69	7	SCREW-WASHER, 5X12 .....	53	19	SENSOR SET .....	53	1
RETAINER, GEAR BOX .....	70	8	SCREW-WASHER, 5X14 .....	53	18	SENSOR, OXYGEN .....	33	10
	72	8	SCREW, BLEEDER .....	69	4	SEPARATOR COMP. ....	60	7
RETAINER, KICK SPINDLE .....	52	4	SCREW, FLAT, 4X12 .....	60	14	SEPARATOR SUB ASSY., AIR		
RETAINER, VALVE SPRING .....	34	9	SCREW, FLAT, 6X22 .....	86	17	CLEANER	83	10
RIM, FR. WHEEL .....	70	9	SCREW, OVAL, 5X12 .....	44	15	SET RING, 20MM .....	50	24
	72	9	SCREW, OVAL, 5X18 .....	55	16		52	10
RIM, RR. WHEEL .....	75	9	SCREW, PAN, 2X6 .....	55	14	SHAFT A, GEARSHIFT FORK .....	51	3
RING .....	43	6	SCREW, PAN, 3X20 .....	66	27	SHAFT B, GEARSHIFT FORK .....	51	4
RING SET, PISTON .....	47	2	SCREW, PAN, 4X32 .....	58	18	SHAFT COMP., BALANCER .....	48	4
RING, BACK UP .....	67	9	SCREW, PAN, 4X45 .....	58	19	SHAFT COMP., OIL PUMP .....	44	3
RING, OIL SEAL STOP .....	65	19	SCREW, PAN, 4X60 .....	54	2	SHAFT, EX. ROCKER ARM .....	34	15
	67	16	SCREW, PAN, 5X16 .....	58	20	SHAFT, IN. ROCKER ARM .....	34	14
RING, PISTON .....	65	11	SCREW, PAN, 5X18 .....	66	22	SHAFT, REDUCTION GEAR .....	39	5
	67	14		68	31	SHOE SET, BRAKE .....	74	1
RING, SEAL .....	53	16	SCREW, PAN, 5X20 .....	59	21	SHROUD SET A, L. TANK .....	78	6
ROD COMP., RR. BRAKE .....	86	8		95	14	SHROUD SET A, R. TANK .....	78	5
ROD SUB ASSY., CUSHION			SCREW, PAN, 5X22 .....	59	22	SHROUD SET B, L. TANK .....	78	4
CONNECTING	92	6	SCREW, PAN, 6X12 .....	84	19	SHROUD SET B, R. TANK .....	78	3
ROD, CLUTCH LIFTER .....	38	9	SCREW, PAN, 6X6 .....	35	8	SLIDER, CHAIN .....	89	11
ROLLER, 3X8.5 .....	51	19	SCREW, SPECIAL, 6X14 .....	79	10	SOCKET COMP. ....	55	7
ROLLER, CHAIN .....	89	13	SCREW, TAPPET ADJUSTING .....	34	12	SOCKET COMP., HEADLIGHT .....	54	4
ROTOR SET, OIL PUMP .....	44	4	SCREW, TAPPING, 3X12 .....	59	23	SPACER, IGNITION COIL .....	97	2
ROTOR, OIL FILTER .....	44	7	SCREW, TAPPING, 3X16 .....	61	19	SPANNER, 10X12 .....	102	12
RUBBER B, SEAT SETTING .....	80	3		62	17	SPANNER, 14X17 .....	102	13
RUBBER SHEET, SENSOR .....	99	1	SCREW, TAPPING, 4X12 .....	54	16	SPEEDOMETER COMP. ....	55	4
RUBBER, BATTERY BOX .....	96	12		55	18	SPINDLE COMP., GEARSHIFT .....	51	9
RUBBER, CHAMBER RR. MOUNTING	84	8		79	14	SPINDLE, KICK STARTER .....	52	3
RUBBER, CHANGE PEDAL .....	86	2	SCREW, TAPPING, 4X13 .....	94	3	SPOKE SET A, .....	70	1
RUBBER, DAMPER .....	48	7	SCREW, TAPPING, 4X14 .....	55	19		72	2
RUBBER, L. RR. COWL .....	81	10	SCREW, TAPPING, 4X16 .....	55	20	SPOKE SET A, FR. ....	72	1
RUBBER, MUFFLER MOUNTING .....	84	15	SCREW, TAPPING, 4X35 .....	95	6	SPOKE SET A, RR. ....	75	1
RUBBER, PILLION STEP .....	87	10	SCREW, TAPPING, 4X8 .....	44	16	SPOKE SET B, FR. ....	72	2
RUBBER, PROTECTOR MOUNTING ...	84	9	SCREW, TAPPING, 4.2X16 .....	95	1	SPOKE SET B, RR. ....	75	2
		11	SCREW, TAPPING, 5X16 .....	83	21	SPRING A, BRAKE ROD .....	86	11
RUBBER, PROTECTOR PACKING ....	84	5			22	SPRING SET, BRAKE PEDAL .....	86	13
RUBBER, RADIATOR MOUNTING .....	54	1	SCREW, TAPPING, 5X25 .....	83	23	SPRING, BEAM ADJUST .....	54	3
RUBBER, RR. FENDER CUSHION ...	93	6	SCREW, TAPPING, 5X8 .....	90	20	SPRING, BEARING PUSH .....	45	5
	99	15	SCREW, TORX .....	53	14	SPRING, BRAKE SHOE .....	74	6
RUBBER, R. RR. COWL .....	81	9	SCREW, TORX, 5X17 .....	53	4	SPRING, BRUSH .....	43	3
RUBBER, R. TANK GUARD .....	99	4	SCREW, TORX, 5X8.7 .....	53	3	SPRING, CHANGE SWITCH CONTACT	51	13
RUBBER, SEAT MOUNTING .....	80	1	SEAL SET, FR. FORK .....	65	13	SPRING, CLUTCH .....	38	10
RUBBER, SHOCK .....	96	10		67	18	SPRING, CLUTCH LEVER .....	37	5
RUBBER, SHROUD MOUNTING .....	77	9	SEAL SET, PISTON .....	69	1	SPRING, DAMPER .....	48	6
RUBBER, SPEEDOMETER .....	78	8	SEAL, AIR CLEANER .....	83	4	SPRING, FRICTION STARTER		
RUBBER, SPEEDOMETER MOUNTING	55	10		9	9	PINION	52	6
RUBBER, STAND .....	88	5	SEAL, DUST .....	65	20	SPRING, FR. FORK .....	65	4
RUBBER, STEP .....	87	6		68	28		67	4
RUBBER, TANK .....	77	6	SEAL, SEPARATOR .....	83	3	SPRING, GEARSHIFT RETURN .....	51	10
		7	SEAL, VALVE STEM .....	34	1	SPRING, KICK RETURN .....	52	7
RUBBER, TANK GUARD .....	99	5	SEAT COMP., DOUBLE .....	80	2	SPRING, KICK STARTER ARM		
RUBBER, THROTTLE BODY .....	53	8	SEAT, RR. BRAKE CAM .....	74	4	SETTING	86	5
[ S ]			SEAT, SPRING .....	67	6	SPRING, OIL THROUGH .....	44	10
SCREEN, OIL FILTER .....	44	6	SEAT, VALVE SPRING .....	34	10	SPRING, PAD .....	69	6
						SPRING, REBOUND .....	65	7
							67	8

## PART NAME INDEX

Part name	Page	Ref.	Part name	Page	Ref.	Part name	Page	Ref.
SPRING, SHIFT DRUM STOPPER ...	51	8	TIRE, RR. ....	75	10	WASHER, STEERING STEM.....	61	14
SPRING, SIDE STAND .....	88	3		76	21		62	15
SPRING, STEP RETURN .....	87	4	TUBE, AIR CLEANER CONNECTING ..	83	5	WASHER, THRUST, 17MM.....	49	23
SPRING, STOP SWITCH .....	86	7	TUBE, BREATHER .....	83	14	WASHER, THRUST, 28.2X36X1.0...	48	12
SPRING, THRUST .....	48	8	TUBE, TIRE .....	70	11	WEIGHT A, BALANCER .....	48	2
SPRING, VALVE INNER .....	34	8		72	11	WEIGHT B, BALANCER .....	48	3
SPRING, VALVE OUTER .....	34	7		75	11	WHEEL SUB ASSY., FR.....	70	7
SPROCKET, CAM .....	35	1	TUBE, VINYL, 11X15X40 .....	83	8		72	7
SPROCKET, DRIVE .....	49	14				WHEEL SUB ASSY., RR.....	75	8
SPROCKET, FINAL DRIVEN .....	75	3	[ V ]			WINKER ASSY., L. FR.....	94	5
STATOR COMP. ....	41	2	VALVE ASSY., IDLE AIR CONTROL -	53	12	WINKER ASSY., L. RR.....	94	8
STAY COMP., NUMBER PLATE .....	93	9	VALVE, EX. ....	34	6	WINKER ASSY., R. FR.....	94	1
			VALVE, IN. ....	34	5	WINKER ASSY., R. RR.....	94	7
STAY, COUPLER .....	55	13	VISOR SET, FR. ....	54	11	WRENCH, EYE, 24MM.....	102	18
STAY, L. VISOR .....	61	9				WRENCH, SPARK PLUG.....	102	5
	62	10	[ W ]					
STAY, R. VISOR .....	61	8	WASHER B, THRUST, 20MM .....	49	22			
	62	9	WASHER, 10MM .....	100	23			
STAY, SPEEDOMETER .....	55	12	WASHER, 12.2X24X2.6 .....	48	10			
STAY, WINKER .....	93	11	WASHER, 14MM .....	51	17			
STAY, WIRE .....	53	6	WASHER, 14.1X29X2.8 .....	38	14			
STEM SUB ASSY., STEERING .....	63	4		41	5			
STEP COMP., L. ....	87	5		44	13			
		21		48	13			
STEP COMP., R. ....	87	3	WASHER, 25X20.2X1 .....	52	9			
		20	WASHER, 28.1X45X1.4 .....	48	11			
STOPPER COMP., GEARSHIFT DRUM	51	7	WASHER, 6X9 .....	90	17			
STOPPER, KEY BODY .....	102	4		102	6			
STRIPE, L. TANK SHROUD A .....	104	5	WASHER, 6.5X20 .....	64	3			
STRIPE, L. TANK SHROUD B .....	104	8		90	18			
	105	8		102	7			
		9	WASHER, 8MM .....	76	16			
STRIPE, R. TANK SHROUD A .....	104	4	WASHER, 9.2X19X2.3 .....	33	18			
STRIPE, R. TANK SHROUD B .....	104	6	WASHER, BUSH .....	86	15			
		7	WASHER, CHAIN SLIDER .....	89	12			
SUSPENSION, POWER RELAY .....	97	15	WASHER, DRAIN PLUG, 12MM .....	45	17			
SUSPENSION, WINKER RELAY .....	97	13	WASHER, DRUM STOPPER .....	51	16			
SWINGARM SUB ASSY., RR. ....	89	15	WASHER, GEAR .....	70	15			
SWITCH ASSY., CLUTCH .....	58	6	WASHER, OIL BOLT .....	60	18			
SWITCH ASSY., COMBINATION & LOCK	61	2	WASHER, OIL SEAL .....	65	6			
	62	2	WASHER, PLAIN, 17MM .....	38	13			
SWITCH ASSY., FR. STOP .....	60	1	WASHER, PLAIN, 3MM .....	102	9			
SWITCH ASSY., RR. STOP .....	86	6	WASHER, PLAIN, 6MM .....	55	22			
SWITCH ASSY., STARTER MAGNETIC	96	8		81	12			
SWITCH COMP., START .....	58	4	WASHER, PLAIN, 8MM .....	84	22			
SWITCH COMP., WINKER .....	58	5		87	17			
			WASHER, RR. AXLE .....	76	17			
[ T ]			WASHER, SEALING, 10MM .....	33	19			
TAILLIGHT UNIT .....	95	2	WASHER, SEALING, 6.2X12X1.2 ...	32	3			
TANK SET, FUEL .....	77	11	WASHER, SPECIAL .....	49	20			
TENSIONER ASSY., CAM CHAIN ...	35	3	WASHER, SPECIAL, 12X23 .....	49	18			
TERMINAL SET, BRUSH .....	42	2	WASHER, SPECIAL, 14MM .....	52	8			
	43	2	WASHER, SPECIAL, 8MM .....	65	18			
THREAD, STEERING HEAD TOP .....	63	5		68	27			
THROUGH, OIL .....	44	9	WASHER, SPEEDOMETER GEAR .....	72	15			
TIRE, FR. ....	70	10	WASHER, SPLINE, 20MM .....	49	21			
	72	10	WASHER, SPRING, 6MM .....	96	18			



---

**1**

**FOREWORD INDEX**

---

**2**

**ENGINE GROUP**

---

**3**

**FRAME GROUP**

---

**4**

**PART NUMBER INDEX**

---

**5**

**PART NAME INDEX**

---

**HONDA**  
The Power of Dreams





# PARTS CATALOGUE NEWS

Honda Motor Co., Ltd.  
Service Division Service Technology

## PARTS CATALOGUE - CORRECTED

Printed in Japan

CODE NO.	13K79H01
PARTS CATALOGUE NEWS	XR190L / CT XR190LH XR190CTH
NEWS NO.	001

(CH-KD)K79

Block No.	Ref. No.	Note	Part No.	Description	Reqd. QTY		Serial No.	Parts catalogue code
					XR190 L H	CT H		
E-9	2	E	28120-K70-601	*PART NO. DELETION				
E-15	2	E	11200-K79-E20	*PART NO. DELETION				
		T	11200-K79-E00	CRANKCASE COMP., L. ....	1	1		
	4	E	11215-K79-E20	*PART NO. DELETION				
		T	11215-K79-E00	PLUG, BEARING PUSH. ....	1	1		
E-16	9	E	91001-K79-E21	*PART NO. DELETION				
		T	91001-K79-E01	BEARING, RADIAL BALL, 35X72X15	2	2		
F-33	1	T	52400-K79-E01	CUSHION ASSY., RR. (CHUANNAN ABSORBER)	1	-	-----	CL, LA
		A	52400-K79-L01	.....	1	-	-----	DK
	3	T	87516-KRH-901	LABEL, RR. DAMPER (ENGLISH) ...	1	-	-----	DK
		A	87516-KFC-910	LABEL, RR. DAMPER CAUTION (SPANISH)	1	-	-----	CL, LA

NOTE A:PART NO. CHANGE D:NEWLY PROVIDED E:PART NO. DELETION K:REQUIRED NO. CORRECTION L:APPLICATION SERIAL NO. CORRECTION  
M:PART DESCRIPTION CORRECTION T:APPLICATION CORRECTION Z:REMARKS CHANGE



# PARTS CATALOGUE NEWS

Honda Motor Co., Ltd.  
Service Division Service Technology

## PARTS CATALOGUE - CORRECTED

Printed in Japan

CODE NO.	13K79H01
PARTS CATALOGUE NEWS	XR190L / CT XR190LH XR190CTH
NEWS NO.	002

(CH-KD)K79

Block No.	Ref. No.	Note	Part No.	Description	Reqd. QTY		Serial No.	Parts catalogue code
					XR190L	XR190CT		
E-15	9	T	35759-KRE-G01	CONTACT ASSY., NEUTRAL SWITCH.	-	1		
		A	35759-K79-E01	.....	1	-		

NOTE A:PART NO. CHANGE D:NEWLY PROVIDED E:PART NO. DELETION K:REQUIRED NO. CORRECTION L:APPLICATION SERIAL NO. CORRECTION  
M:PART DESCRIPTION CORRECTION T:APPLICATION CORRECTION Z:REMARKS CHANGE



# PARTS CATALOGUE NEWS

Honda Motor Co., Ltd.  
Service Division Service Technology

## PARTS CATALOGUE - CORRECTED

Printed in Japan

CODE NO.	13K79H01
PARTS CATALOGUE NEWS	XR190L / CT XR190LH XR190CTH
NEWS NO.	003

(CH-KD)K79

Block No.	Ref. No.	Note	Part No.	Description	Reqd. QTY		Serial No.	Parts catalogue code
					XR190 L H	CT H		
F-2	11	E	44830-K79-E00	*PART NO. DELETION				
		A	44830-K79-E01	CABLE ASSY., SPEEDOMETER.....	1	-		
	26	E	44830-K79-E20	*PART NO. DELETION				
		A	44830-K79-E21	CABLE ASSY., SPEEDOMETER.....	-	1		
F-4	1	E	17910-K79-E00	*PART NO. DELETION				
		E	17910-K79-E20	*PART NO. DELETION				
		A	17910-K79-E01	CABLE COMP. A, THROTTLE.....	1	-		
		A	17910-K79-E21	.....	-	1		
	2	E	17920-K79-E00	*PART NO. DELETION				
		E	17920-K79-E20	*PART NO. DELETION				
		A	17920-K79-E01	CABLE COMP. B, THROTTLE.....	1	-		
		A	17920-K79-E21	.....	-	1		
	3	E	22870-K79-E00	*PART NO. DELETION				
		E	22870-K79-E20	*PART NO. DELETION				
		A	22870-K79-E01	CABLE COMP., CLUTCH.....	1	-		

NOTE A:PART NO. CHANGE D:NEWLY PROVIDED E:PART NO. DELETION K:REQUIRED NO. CORRECTION L:APPLICATION SERIAL NO. CORRECTION  
M:PART DESCRIPTION CORRECTION T:APPLICATION CORRECTION Z:REMARKS CHANGE

PARTS CATALOGUE NEWS

BOOKNo. :13K79H01

Block No.	Ref. No.	Note	Part No.	Description	Reqd. QTY		Serial No.	Parts catalogue code
					L	CT		
		A	22870-K79-E21	.....	-	1		

NOTE A:PART NO. CHANGE D:NEWLY PROVIDED E:PART NO. DELETION K:REQUIRED NO. CORRECTION L:APPLICATION SERIAL NO. CORRECTION  
M:PART DESCRIPTION CORRECTION T:APPLICATION CORRECTION Z:REMARKS CHANGE



# PARTS CATALOGUE NEWS

Honda Motor Co., Ltd.  
Service Division Service Technology

## PARTS CATALOGUE - CORRECTED

Printed in Japan

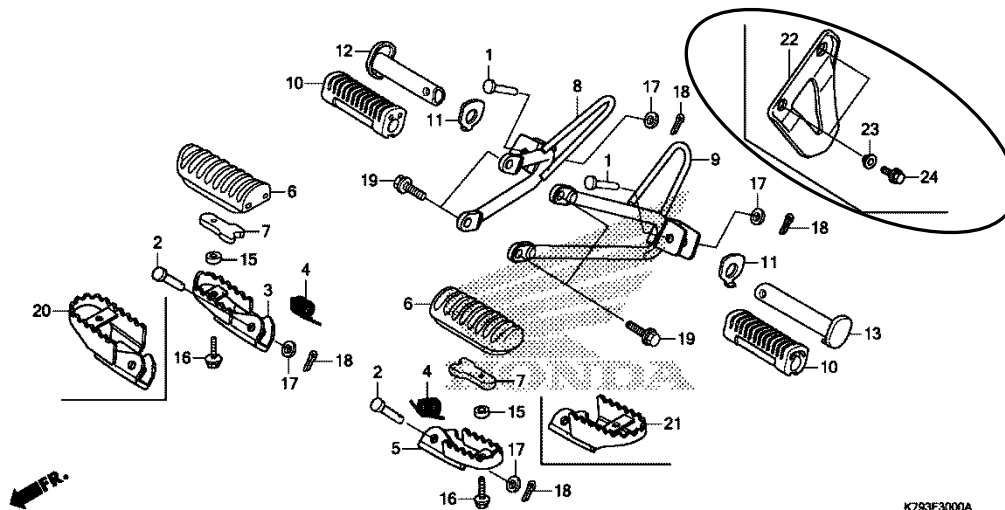
CODE NO.	13K79H01
PARTS CATALOGUE NEWS	XR190L / CT XR190LH XR190CTH
NEWS NO.	004

(CH-KD)

Block No.	Ref. No.	Note	Part No.	Description	Reqd. QTY		Serial No.	Parts catalogue code
					XR190 L H	CT H		
E-15	9	E	35759-KRE-G01	*PART NO. DELETION				
		T	35759-K79-E01	CONTACT ASSY., NEUTRAL SWITCH.	1	1		

### F-30 STEP

Ref. No.	(Relative ref. Number)	Description	FRT
22	4101EX	GUARD, CHAIN(A) .....	0.1



K793F3000A

NOTE A:PART NO. CHANGE D:NEWLY PROVIDED E:PART NO. DELETION K:REQUIRED NO. CORRECTION L:APPLICATION SERIAL NO. CORRECTION  
M:PART DESCRIPTION CORRECTION T:APPLICATION CORRECTION Z:REMARKS CHANGE

PARTS CATALOGUE NEWS

BOOKNo. :13K79H01

Block No.	Ref. No.	Note	Part No.	Description	Reqd. QTY		Serial No.	Parts catalogue code
					L	CT		
F-30	22	D	40515-K79-U00	COVER, DRIVE CHAIN.....	-	1	-----	U
	23	D	40516-K79-U00	COLLAR, ROLLING.....	-	2	-----	U
	24	D	95701-08016-07	BOLT, FLANGE, 8X16.....	-	2	-----	U

NOTE A:PART NO. CHANGE D:NEWLY PROVIDED E:PART NO. DELETION K:REQUIRED NO. CORRECTION L:APPLICATION SERIAL NO. CORRECTION  
M:PART DESCRIPTION CORRECTION T:APPLICATION CORRECTION Z:REMARKS CHANGE

September 26, 2016



# PARTS CATALOGUE NEWS

Honda Motor Co., Ltd.  
Service Division Service Technology

## PARTS CATALOGUE - CORRECTED

Printed in Japan

CODE NO.	13K79H01
PARTS CATALOGUE NEWS	XR190L / CT XR190LH XR190CTH
NEWS NO.	005

(CH-KD)

NOTE A:PART NO. CHANGE D:NEWLY PROVIDED E:PART NO. DELETION K:REQUIRED NO. CORRECTION L:APPLICATION SERIAL NO. CORRECTION  
M:PART DESCRIPTION CORRECTION T:APPLICATION CORRECTION Z:REMARKS CHANGE

## XR190CT (XR190CTH).....LA

No.	MODEL		XR190CTH					
	COLOR		Fighting red	Black	Applicable model		Applicable block No.	Ref. No.
	CODE		R-134	NH-1	Initial applicable model	Final applicable model		
	Name of colored parts	Basic part No.	R134	NH1				
1	BASE COMP., L. RR. CARRIER	81250-K79-E20	ZA	ZA			F-23-10	7
2	BASE COMP., R. RR. CARRIER	81200-K79-E20	ZA	ZA			F-23-10	6
3	BODY COMP., FRAME	50100-K79-E20	ZA	ZA			F-39	2
4	BRIDGE COMP., FORK TOP	53300-K79-E20	ZA	ZA			F-7-1	8
5	COVER, L. SIDE	83601-K79-E00	ZA	ZB			F-24	3
6	COVER, R. SIDE	83501-K79-E00	ZA	ZB			F-24	1
7	COWL, RR.	80200-K79-E00	ZA	ZC			F-23-10	5
8	FENDER, FR.	61100-KRH-660	ZA	ZC			F-10	1
9	HUB SUB ASSY., FR.	44635-K79-E20	ZA	ZA			F-14-21	6
10	HUB SUB ASSY., RR.	<b>42635-K79-E20</b>	ZA	ZA			F-19-10	7
11	LABEL, DRIVE CAUTION	87560-KYY-600	ZB	ZB			F-49	8
12	MARK, FR.	61315-KRH-900	ZC	ZB			F-50	1
13	MARK, L. FUEL TANK	86172-K79-E00	ZC	ZB			F-50	3
14	MARK, R. FUEL TANK	86171-K79-E00	ZC	ZB			F-50	2
15	PANEL COMP., RR. BRAKE	43100-KRH-900	ZA	ZA			F-18	2
16	PIPE COMP., ENGINE GUARD	50205-K79-E20	ZA	ZA			F-39-20	1
17	PIPE COMP., RR. CARRIER	81300-K79-E20	ZA	ZA			F-23-10	8
18	PIPE, STEERING HANDLE	53100-K79-E20	ZA	ZA			F-7-1	6
19	PROTECTOR, MUFFLER	18355-K79-E00	ZA	ZA			F-27	10
20	SEAT COMP., DOUBLE	77200-K79-E00	ZA	ZA			F-23	2

NOTE A:PART NO. CHANGE D:NEWLY PROVIDED E:PART NO. DELETION K:REQUIRED NO. CORRECTION L:APPLICATION SERIAL NO. CORRECTION  
M:PART DESCRIPTION CORRECTION T:APPLICATION CORRECTION Z:REMARKS CHANGE



XR190CT (XR190CTH).....U

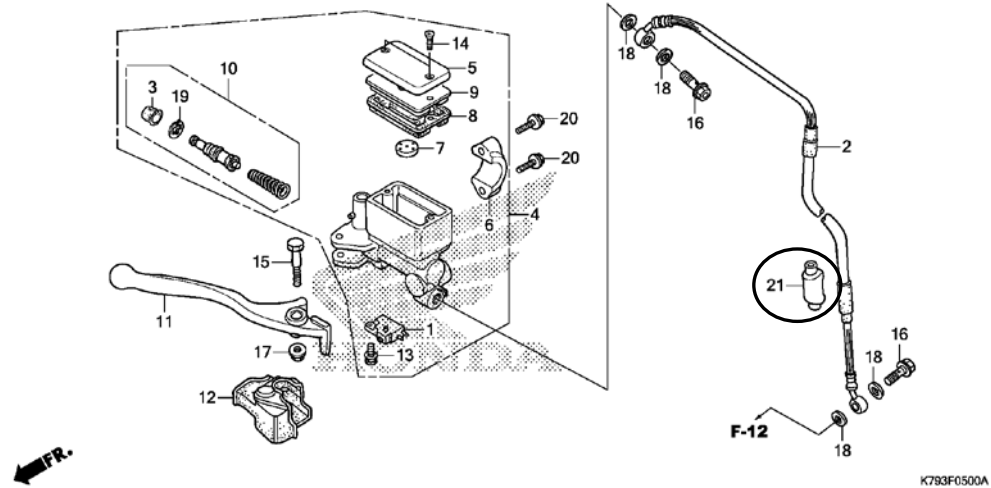
No.	MODEL		XR190CTH				
	COLOR		Fighting red	Applicable model		Applicable block No.	Ref. No.
	CODE			R-134	Initial applicable model		
	Name of colored parts	Basic part No.	R134				
1	BASE COMP., L. RR. CARRIER	81250-K79-E20	ZA			F-23-10	7
2	BASE COMP., R. RR. CARRIER	81200-K79-E20	ZA			F-23-10	6
3	BODY COMP., FRAME	50100-K79-U00	ZA			F-39	2
4	BRIDGE COMP., FORK TOP	53300-K79-E20	ZA			F-7-1	8
5	COVER, L. SIDE	83601-K79-E00	ZA			F-24	3
6	COVER, R. SIDE	83501-K79-E00	ZA			F-24	1
7	COWL, RR.	80200-K79-E00	ZA			F-23-10	5
8	FENDER, FR.	61100-KRH-660	ZA			F-10	1
9	HUB SUB ASSY., FR.	44635-K79-E20	ZA			F-14-21	6
10	HUB SUB ASSY., RR.	<b>42635-K79-E20</b>	ZA			F-19-10	7
11	LABEL, DRIVE CAUTION	87560-KYY-600	ZB			F-49	8
12	MARK, FR.	61315-KRH-900	ZC			F-50	1
13	MARK, L. FUEL TANK	86172-K79-E00	ZC			F-50	3
14	MARK, R. FUEL TANK	86171-K79-E00	ZC			F-50	2
15	PANEL COMP., RR. BRAKE	43100-KRH-900	ZA			F-18	2
16	PIPE COMP., ENGINE GUARD	50205-K79-E20	ZA			F-39-20	1
17	PIPE COMP., RR. CARRIER	81300-K79-E20	ZA			F-23-10	8
18	PIPE, STEERING HANDLE	53100-K79-E20	ZA			F-7-1	6
19	PROTECTOR, MUFFLER	18355-K79-E00	ZA			F-27	10
20	SEAT COMP., DOUBLE	77200-K79-E00	ZA			F-23	2

NOTE A:PART NO. CHANGE D:NEWLY PROVIDED E:PART NO. DELETION K:REQUIRED NO. CORRECTION L:APPLICATION SERIAL NO. CORRECTION  
M:PART DESCRIPTION CORRECTION T:APPLICATION CORRECTION Z:REMARKS CHANGE

BOOKNo. :13K79H01

Block No.	Ref. No.	Note	Part No.	Description	Reqd. QTY	Serial No.	Parts catalogue code
					XR190 L CT H H		

**F-5 FRONT BRAKE MASTER CYLINDER**



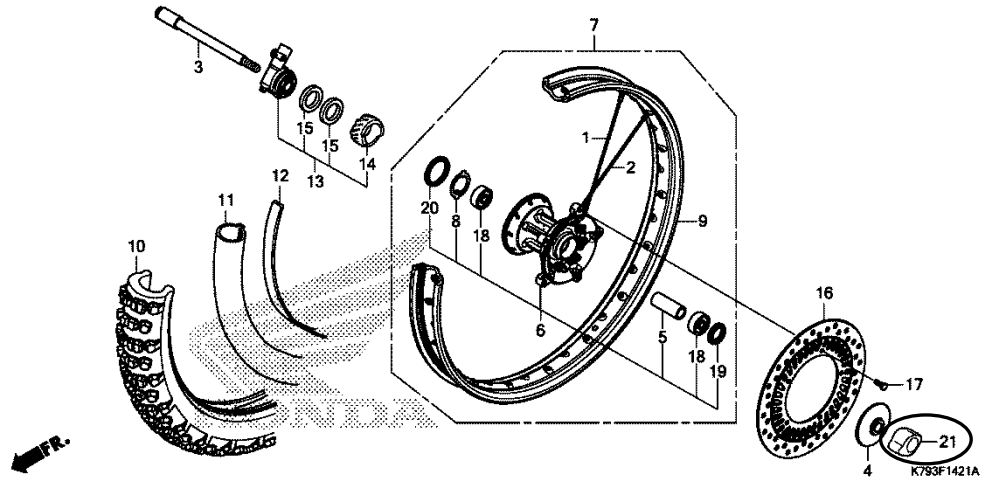
F-5	2	E	45125-K79-E20	*PART NO. DELETION			
		A	45125-K79-E21	HOSE COMP., FR. BRAKE.....	-	1	
	4	E	45510-K79-E20	*PART NO. DELETION			
		A	45510-KRH-631	CYLINDER SUB ASSY., FR. BRAKE MASTER	-	1	
	21	D	45463-KRH-D00	COVER, BRAKE HOSE CLAMPER.....	-	1	
F-7-1	11	E	86150-KPG-901	*PART NO. DELETION			
		E	86150-KPG-902	*PART NO. DELETION			
		A	86150-KTJ-C60	EMBLEM, PRODUCT (SHINKO).....	-	1	
	19	E	95701-08045-07	*PART NO. DELETION			
		A	95801-08045-07	BOLT, FLANGE, 8X45.....	-	4	

NOTE A:PART NO. CHANGE D:NEWLY PROVIDED E:PART NO. DELETION K:REQUIRED NO. CORRECTION L:APPLICATION SERIAL NO. CORRECTION  
M:PART DESCRIPTION CORRECTION T:APPLICATION CORRECTION Z:REMARKS CHANGE

BOOKNo. :13K79H01

Block No.	Ref. No.	Note	Part No.	Description	Reqd. QTY	Serial No.	Parts catalogue code
					XR190 L CT H H		

F-14-21 FRONT WHEEL (XR190CT)



F-14-21	16	E	45351-K79-E20	*PART NO. DELETION			
		E	45351-K79-U00	*PART NO. DELETION			
		A	45351-K79-E21	DISK, FR. BRAKE (ZHEJIANG).....	-	1	
		A	45351-K79-E22	DISK, FR. BRAKE (SUNSTAR).....	-	1	
	18	E	91014-KPS-731	*PART NO. DELETION			
		E	91014-KPS-732	*PART NO. DELETION			
		A	91051-K79-E20	BEARING, RADIAL BALL, 6202UU (NSK)	-	2	
		A	91051-K79-U00	BEARING, RADIAL BALL, 6202UU (FUJIKOSHI)	-	2	
	21	D	44302-KTT-950	CAP, AXLE NUT.....	-	1	
F-18	1	T	06430-GCE-900	SHOE SET, BRAKE(NK).....	1	-	
F-19-10	7	E	42635-KRH-780ZA	*PART NO. DELETION			

NOTE A:PART NO. CHANGE D:NEWLY PROVIDED E:PART NO. DELETION K:REQUIRED NO. CORRECTION L:APPLICATION SERIAL NO. CORRECTION  
M:PART DESCRIPTION CORRECTION T:APPLICATION CORRECTION Z:REMARKS CHANGE

## PARTS CATALOGUE NEWS

BOOKNo. :13K79H01

Block No.	Ref. No.	Note	Part No.	Description	Reqd. QTY		Serial No.	Parts catalogue code
					L	CT		
		A	42635-K79-E20ZA	HUB SUB ASSY., RR. *NH364M* SHEEN SILVER METALLIC	-	1		
	18	E	96140-63030-10	*PART NO. DELETION				
		A	91051-MGZ-J01	BEARING, RADIAL BALL, 6303UU (FUJIKOSHI)	-	1		
		A	91054-MT6-831	BEARING, RADIAL BALL, 6303UU (NSK)	-	1		
	19	D	91051-KVK-901	BEARING, RADIAL BALL, 6203(UU) (FUJIKOSHI)	-	1		
F-32	2	E	40540-K79-E21	*PART NO. DELETION				
		E	40540-K79-E22	*PART NO. DELETION				
		A	40540-KRH-D21	CHAIN, DRIVE(DID) (428V-140ZB).	-	1		
	3	E	40541-K79-E01	*PART NO. DELETION				
		E	40541-K79-E02	*PART NO. DELETION				
		T	40545-KRH-D21	JOINT, DRIVE CHAIN(DAIDO).....	1	1		

NOTE A:PART NO. CHANGE D:NEWLY PROVIDED E:PART NO. DELETION K:REQUIRED NO. CORRECTION L:APPLICATION SERIAL NO. CORRECTION  
M:PART DESCRIPTION CORRECTION T:APPLICATION CORRECTION Z:REMARKS CHANGE



# PARTS CATALOGUE NEWS

Honda Motor Co., Ltd.  
Service Division Service Technology

## PARTS CATALOGUE - CORRECTED

Printed in Japan

CODE NO.	13K79H01
PARTS CATALOGUE NEWS	XR190L / CT XR190LH XR190CTH
NEWS NO.	006

(CH-KD)

Block No.	Ref. No.	Note	Part No.	Description	Reqd. QTY		Serial No.	Parts catalogue code
					XR190 L H	CT H		
F-14-21	13	E	44800-K79-E20	*PART NO. DELETION				
		A	44800-K79-E21	BOX ASSY., SPEEDOMETER GEAR...	-	1		
	14	E	44806-K79-E20	*PART NO. DELETION				
		A	44806-K79-E21	GEAR, SPEEDOMETER (24T).....	-	1		
	15	E	44809-402-000	*PART NO. DELETION				
		A	44809-KEJ-900	WASHER, SPEEDOMETER GEAR.....	-	2		
	18	E	91051-K79-E20	*PART NO. DELETION				
		E	91051-K79-U00	*PART NO. DELETION				
		A	91051-K79-E21	BEARING, RADIAL BALL, 6202UU (NSK)	-	2		
		A	91051-K79-E22	BEARING, RADIAL BALL, 6202UU (FUJIKOSHI)	-	2		

NOTE A:PART NO. CHANGE D:NEWLY PROVIDED E:PART NO. DELETION K:REQUIRED NO. CORRECTION L:APPLICATION SERIAL NO. CORRECTION  
M:PART DESCRIPTION CORRECTION T:APPLICATION CORRECTION Z:REMARKS CHANGE



# PARTS CATALOGUE NEWS

Honda Motor Co., Ltd.  
Service Division Service Technology

## PARTS CATALOGUE - CORRECTED

Printed in Japan

CODE NO.	13K79H01
PARTS CATALOGUE NEWS	XR190L / CT XR190LH XR190CTH
NEWS NO.	007

(CH-KD)

Block No.	Ref. No.	Note	Part No.	Description	Reqd. QTY		Serial No.	Parts catalogue code
					XR190 L H	CT H		
E-4	2	M	14401-K70-601	<b>CHAIN, CAM</b> (DID SCZ-0404 SV-92LE)	1	1		
F-18	1	E	06430-GCE-900	*PARTS NO. DELETION				
	A		06430-KSY-900	SHOE SET, BRAKE (JB).....	1	1		
	6	D	45151-GCC-000	SPRING, BRAKE SHOE (JB) (BLACK).	2	2		

NOTE A:PART NO. CHANGE D:NEWLY PROVIDED E:PART NO. DELETION K:REQUIRED NO. CORRECTION L:APPLICATION SERIAL NO. CORRECTION  
M:PART DESCRIPTION CORRECTION T:APPLICATION CORRECTION Z:REMARKS CHANGE



# PARTS CATALOGUE NEWS

Honda Motor Co., Ltd.  
Service Division Service Technology

## PARTS CATALOGUE - CORRECTED

Printed in Japan

CODE NO.	13K79H01
PARTS CATALOGUE NEWS	XR190L / CT XR190LH XR190CTH
NEWS NO.	008

(CH-KD)

Block No.	Ref. No.	Note	Part No.	Description	Reqd. QTY		Serial No.	Parts catalogue code
					L	CT		
F-14-21	5	E	44620-MG3-000	*PARTS NO. DELETION				
		A	44620-K79-E20	COLLAR, FR. WHEEL DISTANCE ...	-	1		

NOTE A:PART NO. CHANGE D:NEWLY PROVIDED E:PART NO. DELETION K:REQUIRED NO. CORRECTION L:APPLICATION SERIAL NO. CORRECTION  
M:PART DESCRIPTION CORRECTION T:APPLICATION CORRECTION Z:REMARKS CHANGE



# PARTS CATALOGUE NEWS

Honda Motor Co., Ltd.  
Service Division Service Technology

Printed in Japan

CODE NO.	13K79H01
PARTS CATALOGUE NEWS	XR190L / CT XR190LH XR190CTH
NEWS NO.	009

(CH-KD)

## NEW MODEL XR190LH-PE TYPE COMPONENT PARTS-MARKETED

This Parts News XR190LH-PE type parts exclusively and respectively are based XR190LH-DK type listed on the XR190L/CT Parts Catalogue.

All other parts not listed herein are the same as XR190LH-DK type parts.

Model	Area code	Type	Applicable engine serial No.	Applicable frame serial No.	Applicable throttle body identification No.
XR190LH	PE	Peru			GQ1QA A



## XR190L (XR190LH).....PE

No.	MODEL		XR190LH						
	COLOR		Fighting red	Black	Ross white	Applicable model		Applicable block No.	Ref. No.
	CODE		R-134	NH-1	NH-196				
	Name of colored parts	Basic part No.	R134	NH1	NH196	Initial applicable model	Final applicable model		
1	BODY COMP., FRAME	50100-K79-E00	ZA	ZA	ZA			F-39	2
2	BRIDGE COMP., FORK TOP	53300-KRH-660	ZA	ZA	ZA			F-7	7
3	COVER, L. SIDE	83601-K79-E00	ZA	ZB	ZA			F-24	3
4	COVER, R. SIDE	83501-K79-E00	ZA	ZB	ZA			F-24	1
5	COWL, RR.	80200-K79-E00	ZA	ZC	ZB			F-23-10	5
6	FENDER, FR.	61100-KRH-660	ZA	ZC	ZB			F-10	1
7	GRIP, L. RR.	50325-K79-E00	ZA	ZA	ZA			F-23-10	3
8	GRIP, R. RR.	50315-K79-E00	ZA	ZA	ZA			F-23-10	2
9	HUB SUB ASSY., RR.	42635-KRH-650	ZA	ZA	ZA			F-19-10	7
10	LABEL, DRIVE CAUTION	87560-KYY-600	ZB	ZB	ZB			F-49	8
11	MARK, FR.	61315-KRH-900	ZC	ZB	ZC			F-50	1
12	MARK, L. FUEL TANK	86172-K79-E00	ZC	ZB	ZA			F-50	3
13	MARK, R. FUEL TANK	86171-K79-E00	ZC	ZB	ZA			F-50	2
14	PANEL COMP., RR. BRAKE	43100-KRH-900	ZA	ZA	ZA			F-18	2
15	PIPE, STEERING HANDLE	53100-K79-E00	ZA	ZA	ZA			F-7	5
16	PROTECTOR, MUFFLER	18355-K79-E00	ZA	ZA	ZA			F-27	10

## XR190L (XR190LH).....PE

No.	MODEL		XR190LH						
	COLOR		Fighting red	Black	Ross white	Applicable model		Applicable block No.	Ref. No.
	CODE		R-134	NH-1	NH-196	Initial applicable model	Final applicable model		
	Name of colored parts	Basic part No.	R134	NH1	NH196				
17	SEAT COMP., DOUBLE	77200-K79-E00	ZA	ZA	ZA			F-23	2
18	SHROUD SET A, L. TANK	19200-K79-E00	ZF	ZE	ZD			F-22	6
19	SHROUD SET A, R. TANK	19100-K79-E00	ZF	ZE	ZD			F-22	5
20	SHROUD SET B, L. TANK	19060-K79-E00	ZC	ZB	ZA			F-22	4
21	SHROUD SET B, R. TANK	19050-K79-E00	ZC	ZB	ZA			F-22	3
22	STRIPE, L. TANK SHROUD A	86192-K79-E00	ZC	ZB	ZA			F-50	5
23	STRIPE, L. TANK SHROUD B	86194-K79-E00	ZC	ZB	ZA			F-50	8
24	STRIPE, R. TANK SHROUD A	86191-K79-E00	ZC	ZB	ZA			F-50	4
25	STRIPE, R. TANK SHROUD B	86193-K79-E00	ZC	ZB	ZA			F-50	6
26	SWINGARM SUB ASSY., RR.	52200-K79-E00	ZA	ZA	ZA			F-32	15
27	TANK SET, FUEL	17540-K79-E00	ZC	ZB	ZA			F-21	11
28	VISOR SET, FR.	61300-K79-E00	ZB	ZA	ZB			F-1	11
29	WHEEL SUB ASSY., RR.	42650-KRH-650	ZA	ZA	ZA			F-19-10	8

## PARTS CATALOGUE NEWS

BOOKNo. :13K79H01

Block No.	Ref. No.	Part No.	Description	Reqd. QTY		Base Part No.	Parts catalogue code
				L	CT		
F-14-20	10	44711-KRH-902	TIRE, FR. (CHENG SHIN) (90/90-19 M/C 52P)	1	-	44711-KRH-901	PE
F-18	1		SHOE SET, BRAKE (ASK).....	0	-	06430-GBJ-J10	PE
	6		SPRING, BRAKE SHOE.....	0	-	43151-110-000	PE
F-19-10	10	42711-KRH-902	TIRE, RR. (CHENG SHIN) (110/90-17 M/C 60P)	1	-	42711-KRH-901	PE
F-27	25	95701-08035-00	BOLT, FLANGE, 8X35.....	1	-	95701-08032-00	PE
F-33	1	52400-K79-E01	CUSHION ASSY., RR. (CHUANNAN ABSORBER)	1	-	52400-K79-L01	PE
	3	87516-KFC-910	LABEL, RR. DAMPER CAUTION (SPANISH)	1	-	87516-KRH-901	PE
F-37	2	31500-KPF-897	BATTERY ASSY. (YTX7L-BS) (TIANJIN YUASA)	1	-	31500-KW3-677	PE
F-49	1	81220-K79-E00	LABEL, RR. CARRIER (SPANISH)...	1	-	81220-K79-L00	PE
	4	87505-KRH-910	LABEL, TIRE (SPANISH).....	1	-	87505-KRH-900	PE
	5	87507-KRH-910	LABEL, DRIVE CHAIN (SPANISH)...	1	-	87507-MZ8-W00	PE
	6	87508-KRH-910	LABEL, CHAIN ADJUSTER (SPANISH)	1	-	87508-MN8-670	PE
	7	87509-KVR-G00	LABEL, AIR CLEANER ELEMENT NOTICE (SPANISH)	1	-	87509-KWP-900	PE



# PARTS CATALOGUE NEWS

Honda Motor Co., Ltd.  
Service Division Service Technology

## PARTS CATALOGUE - CORRECTED

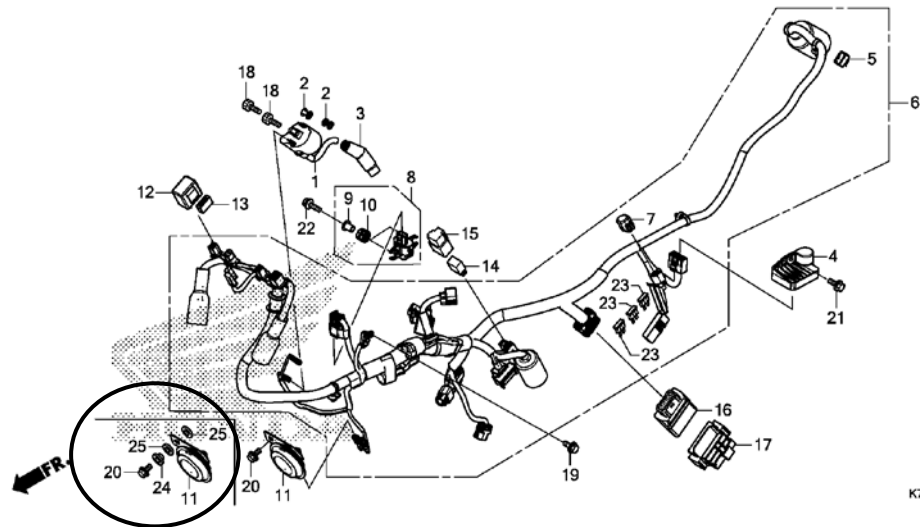
Printed in Japan

CODE NO.	13K79H01
PARTS CATALOGUE NEWS	XR190L / CT XR190LH XR190CTH
NEWS NO.	010

(CH-KD)

Block No.	Ref. No.	Note	Part No.	Description	Reqd. QTY		Serial No.	Parts catalogue code
					XR190L	CT		

F-38 WIRE HARNESS



K793F3800A

F-38	11		38110-K79-E01	HORN COMP. (HIGH).....	1	1	-----	CL, DK, LA, PE
		A	38110-KRH-901	.....	-	1	-----	U

NOTE A:PART NO. CHANGE D:NEWLY PROVIDED E:PART NO. DELETION K:REQUIRED NO. CORRECTION L:APPLICATION SERIAL NO. CORRECTION  
M:PART DESCRIPTION CORRECTION T:APPLICATION CORRECTION Z:REMARKS CHANGE

PARTS CATALOGUE NEWS

BOOKNo. :13K79H01

Block No.	Ref. No.	Note	Part No.	Description	Reqd. QTY		Serial No.	Parts catalogue code
					XR190 L H	CT H		
	20		95701-06012-07	BOLT, FLANGE, 6X12.....	1	1	-----	CL, DK, LA, PE
		A	95701-06016-07	BOLT, FLANGE, 6X16.....	-	1	-----	U
	24	D	61105-KEV-900	COLLAR, HORN SETTING.....	-	1	-----	U
	25	D	61106-KW6-840	RUBBER B, MOUNTING.....	-	2	-----	U

NOTE A:PART NO. CHANGE D:NEWLY PROVIDED E:PART NO. DELETION K:REQUIRED NO. CORRECTION L:APPLICATION SERIAL NO. CORRECTION  
M:PART DESCRIPTION CORRECTION T:APPLICATION CORRECTION Z:REMARKS CHANGE



# PARTS CATALOGUE NEWS

Honda Motor Co., Ltd.  
Service Division Service Technology

## PARTS CATALOGUE - CORRECTED

Printed in Japan

CODE NO.	13K79H01
PARTS CATALOGUE NEWS	XR190L / CT XR190LH XR190CTH
NEWS NO.	011

(CH-KD)

Block No.	Ref. No.	Note	Part No.	Description	Reqd. QTY		Serial No.	Parts catalogue code
					XR190 L H	CT H		
F-14-21	10	E	44711-K79-E20	*PART NO. DELETION				
		A	44711-K79-E21	TIRE, FR. (GST) (2.75-21 45M)...	-	1		
	11	E	44712-K79-E20	*PART NO. DELETION				
		A	44712-K79-E21	TUBE, TIRE (GST) (2.75-21).....	-	1		
F-19-10	11	E	42712-K79-E20	*PART NO. DELETION				
		A	42712-K79-E21	TUBE, TIRE (GST) (90/100-18)....	-	1		
	21	E	42711-K79-E20	*PART NO. DELETION				
		A	42711-K79-E21	TIRE, RR. (GST) (90/100-18 54M).	-	1		

NOTE A:PART NO. CHANGE D:NEWLY PROVIDED E:PART NO. DELETION K:REQUIRED NO. CORRECTION L:APPLICATION SERIAL NO. CORRECTION  
M:PART DESCRIPTION CORRECTION T:APPLICATION CORRECTION Z:REMARKS CHANGE



# PARTS CATALOGUE NEWS

Honda Motor Co., Ltd.  
Service Division Service Technology

## PARTS CATALOGUE - CORRECTED

Printed in Japan

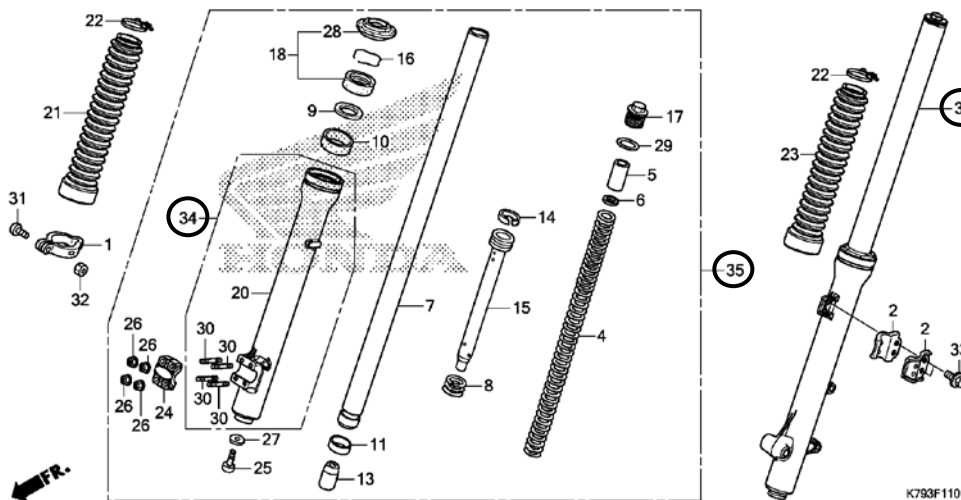
CODE NO.	13K79H01
PARTS CATALOGUE NEWS	XR190L / CT XR190LH XR190CTH
NEWS NO.	012

(CH-KD)

Block No.	Ref. No.	Note	Part No.	Description	Reqd. QTY	Serial No.	Parts catalogue code
					XR190 L CT H H		

### F-11-1 FRONT FORK (XR190CT)

Ref. No.	(Relative ref. Number) LON Description	FRT
34	5111D2 CASE, BOTTOM :RIGHT .....	0.6
	5111D3 CASE, BOTTOM :BOTH .....	1.0
35	5111C3 FORK ASSY., FRONT :RIGHT .....	0.3
36	5111C2 FORK ASSY., FRONT :LEFT .....	0.3
	5111C4 FORK ASSY., FRONT :BOTH .....	0.4



F-11-1	3	E	51400-K79-E20	*PARTS NO. DELETION
	4	E	51401-K79-E20	*PARTS NO. DELETION

NOTE A:PART NO. CHANGE D:NEWLY PROVIDED E:PART NO. DELETION K:REQUIRED NO. CORRECTION L:APPLICATION SERIAL NO. CORRECTION  
M:PART DESCRIPTION CORRECTION T:APPLICATION CORRECTION Z:REMARKS CHANGE

PARTS CATALOGUE NEWS

BOOKNo. :13K79H01

Block No.	Ref. No.	Note	Part No.	Description	Reqd. QTY		Serial No.	Parts catalogue code
					L	CT		
		A	51401-K79-E21	SPRING, FR. FORK .....	-	2		
	5	E	51402-K79-E20	*PARTS NO. DELETION				
		A	51402-K79-E21	COLLAR, SPRING .....	-	2		
	6	E	51403-K79-E20	*PARTS NO. DELETION				
		A	51403-K79-E21	SEAT, SPRING .....	-	2		
	7	E	51410-K79-E20	*PARTS NO. DELETION				
		A	51410-K79-E21	PIPE COMP., FR. FORK .....	-	2		
	8	E	51411-K79-E20	*PARTS NO. DELETION				
		A	51411-K79-E21	SPRING, REBOUND .....	-	2		
	9	E	51412-K79-E20	*PARTS NO. DELETION				
		A	51412-K79-E21	WASHER, OIL SEAL .....	-	2		
	10	E	51414-K79-E20	*PARTS NO. DELETION				
		A	51414-K79-E21	GUIDE, FR. FORK .....	-	2		
	11	E	51415-K79-E20	*PARTS NO. DELETION				
		A	51415-K79-E21	BUSH, SLIDER .....	-	2		
	12	E	51420-K79-E20	*PARTS NO. DELETION				
	13	E	51432-K79-E20	*PARTS NO. DELETION				
		A	51432-K79-E21	PIECE, OIL LOCK .....	-	2		
	14	E	51437-K79-E20	*PARTS NO. DELETION				
		A	51437-K79-E21	RING, PISTON .....	-	2		
	15	E	51440-K79-E20	*PARTS NO. DELETION				
		A	51440-K79-E21	PIPE, SEAT .....	-	2		
	16	E	51447-K79-E20	*PARTS NO. DELETION				
		A	51447-K79-E21	RING, OIL SEAL STOP .....	-	2		

NOTE A:PART NO. CHANGE D:NEWLY PROVIDED E:PART NO.DELETION K:REQUIRED NO. CORRECTION L:APPLICATION SERIAL NO. CORRECTION  
M:PART DESCRIPTION CORRECTION T:APPLICATION CORRECTION Z:REMARKS CHANGE



## PARTS CATALOGUE NEWS

BOOKNo. :13K79H01

Block No.	Ref. No.	Note	Part No.	Description	Reqd. QTY		Serial No.	Parts catalogue code
					L	CT		
	17	E	51454-K79-E20	*PARTS NO. DELETION				
		A	51454-K79-E21	BOLT, FR. FORK .....	-	2		
	18	E	51490-K79-E20	*PARTS NO. DELETION				
		A	51490-K79-E21	SEAL SET, FR. FORK .....	-	2		
	19	E	51500-K79-E20	*PARTS NO. DELETION				
	20	E	51520-K79-E20	*PARTS NO. DELETION				
		A	51520-K79-E21	CASE, L. BOTTOM .....	-	1		
	21	E	51611-K79-E20	*PARTS NO. DELETION				
		A	51611-K79-E21	BOOT, R. FR. FORK .....	-	1		
	22	E	51612-K79-E20	*PARTS NO. DELETION				
		A	51612-K79-E21	BAND, FR. FORK BOOT .....	-	2		
	23	E	51616-K79-E20	*PARTS NO. DELETION				
		A	51616-K79-E21	BOOT, L. FR. FORK .....	-	1		
	24	E	51634-K79-E20	*PARTS NO. DELETION				
		A	51634-K79-E21	HOLDER, AXLE .....	-	1		
				(R. SIDE ONLY)				
	25	E	90116-K79-E20	*PARTS NO. DELETION				
		A	90116-KRF-H71	BOLT, SOCKET, 8X30 (CHUANNAN ABSORBER)	-	2		
	27	E	90544-K79-E20	*PARTS NO. DELETION				
		A	90544-KRF-H71	WASHER, SPECIAL, 8MM (CHUANNAN ABSORBER)	-	2		
	28	E	91254-K79-E20	*PARTS NO. DELETION				
		A	91254-K79-E21	SEAL, DUST .....	-	2		
	29	E	91357-K79-E20	*PARTS NO. DELETION				
		A	91357-K79-E21	O-RING .....	-	2		

NOTE A:PART NO. CHANGE D:NEWLY PROVIDED E:PART NO.DELETION K:REQUIRED NO. CORRECTION L:APPLICATION SERIAL NO. CORRECTION  
M:PART DESCRIPTION CORRECTION T:APPLICATION CORRECTION Z:REMARKS CHANGE

PARTS CATALOGUE NEWS

BOOKNo. :13K79H01

Block No.	Ref. No.	Note	Part No.	Description	Reqd. QTY		Serial No.	Parts catalogue code
					L	CT		
	34	D	51420-K79-E21	CASE COMP., R. BOTTOM .....	-	1		
	35	D	51480-K79-E21	FORK SUB ASSY., R. FR. ....	-	1		
	36	D	51580-K79-E21	FORK SUB ASSY., L. FR. ....	-	1		
F-33-1	1	E	52400-K79-E20	*PARTS NO. DELETION				
		A	52400-K79-E21	CUSHION ASSY., RR. (CHUANNAN ABSORBER)	-	1	-----	LA
		A	52400-K79-U01	.....	-	1	-----	U
	7	T	87516-KRH-901	LABEL, RR. DAMPER (ENGLISH) ...	-	1	-----	U
		A	87516-KFC-910	LABEL, RR. DAMPER CAUTION (SPANISH)	-	1	-----	LA

NOTE A:PART NO. CHANGE D:NEWLY PROVIDED E:PART NO. DELETION K:REQUIRED NO. CORRECTION L:APPLICATION SERIAL NO. CORRECTION  
M:PART DESCRIPTION CORRECTION T:APPLICATION CORRECTION Z:REMARKS CHANGE