

XR400R

XR400R_T
XR400R_v
XR400R_w
XR400R_x
XR400R_y
XR400R₁
XR400R₂
XR400R₃

PARTS CATALOGUE

10



XR400RT-CM



XR400RV-CM

FOREWORD INDEX

1

ENGINE GROUP

2

FRAME GROUP

3

PART NUMBER INDEX

4

PART NAME INDEX

5

Instruction for use of parts catalogue

- **This parts catalogue was prepared based on the latest information available as of May 01, 2002.**
- See the parts catalogue news for any revision that is made after May 01, 2002.
- **Always specify the part number when ordering a part.**
- Check the model, type, serial numbers, color, maker, and the size as needed before ordering a part.
- Note that the illustrations (part drawings) can differ from the actual parts in shape. They are given just to help you to refer to the parts.
- **When modifications or additions to this parts catalogue are made, a revised edition will be issued at an appropriate time, with successively progressing revision numbers on the cover. We recommend obtaining such revisions in order to keep your parts catalogue up-to-date at all times. To check whether a parts catalogue revision has been issued, please contact your Honda distributor.**

Initial version issue date
 August 20, 1995
Honda Motor Co., Ltd.

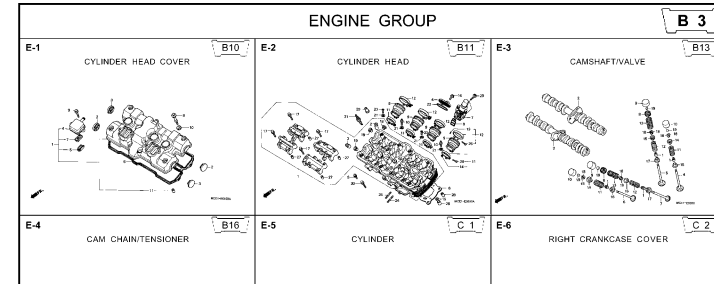
CONTENTS

	Page	Address No.	
● How to refer to the part information	2	B 2	1
● Part catalogue structure	3	B 3	
● When the parts were revised	4	B 4	
● Abbreviations used in the parts catalogue.....	4	B 4	
● Part block and serial number check	5	B 5	
● Color label attachment position check.....	5	B 5	
● Models, parts catalogue codes and applicable serial numbers	6	B 6	
● Color label	9	B 9	
● Color chart	10	B10	
● Fuel hose, general purpose hoses and vinyl hose.....	26	C10	
● How to use the flat rate time (F.R.T.)	30	C14	
● Illustrated index	33	D 1	
● ENGINE GROUP.....	40	E 1	2
● FRAME GROUP.....	63	G 1	3
● PART NO. INDEX.....	127	K 1	4
● PART NAME INDEX.....	133	L 1	5



How to refer to the part information

A Reference with "Illustrated index"

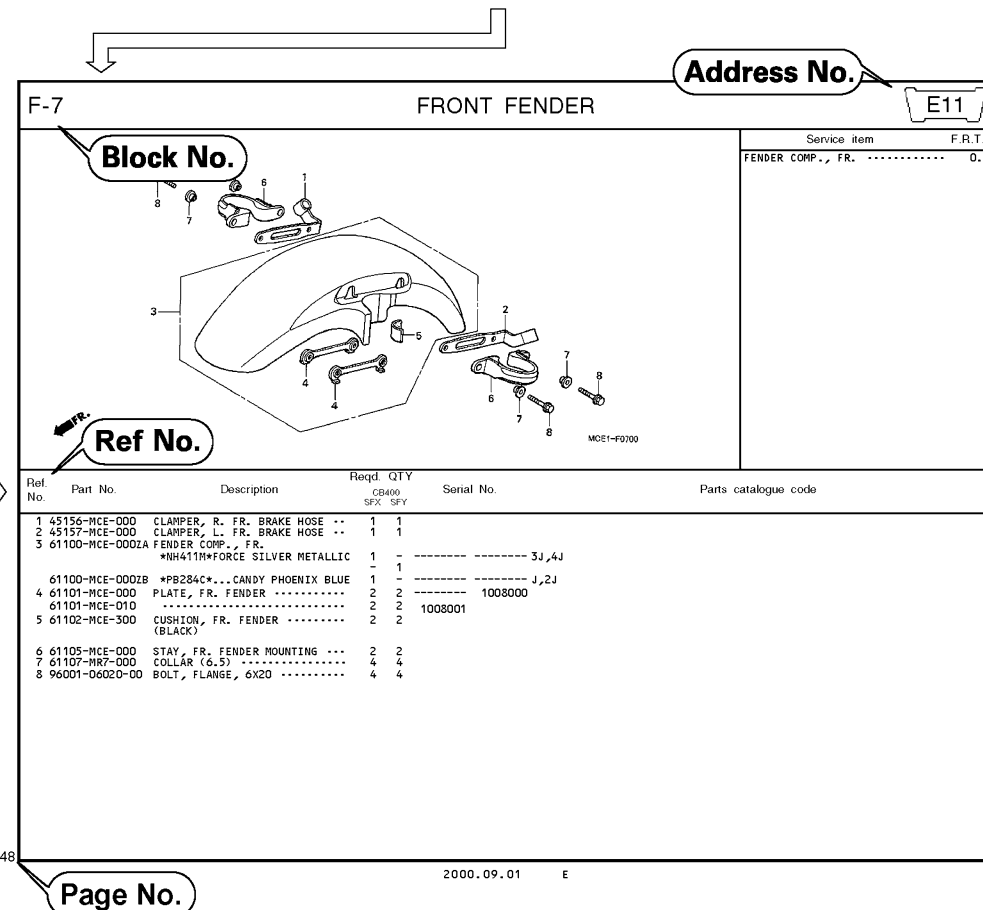


B Reference with "Part number index"

PART NO. INDEX					
Part Number	Address	Page	Ref.	Part Number	Address Page Ref.
04000				13323-MY9-751	C12 28 10 14921
04911-MCE-000	C10	26	1	13324-MY9-751	C12 28 10 14931
				13325-MY9-751	C12 28 10 1493
				13327-MY9-751	C12 28 10 1493
06000				14000	1493
06405-MY5-P00	F13	67	3	14100-MCE-000	B13 13 2 1493
06405-MY5-P10	F13	67	3	14200-MCE-000	B13 13 3 1493
06410-MY9-860	F2	56	1	14321-MCE-000	B16 16 2 1493
06435-MCE-006	F1	55	1	14401-MCE-003	B16 16 3 1493
06451-166-405	E13	51	2	14510-MBE-000	B16 16 4 1494
06451-443-405	F1	55	2	14520-MY9-691	B16 16 5 1494
06451-MA7-405	E13	51	1	14524-MY9-690	B16 16 6 1494
06455-MCE-006	E13	51	3	14546-MCE-000	B16 16 7 1494
				14620-MY9-691	B16 16 8 1494
11000				14711-MCE-000	B13 13 4 1494
11210-MCE-000	C9	25	1	14712-MCE-000	B13 13 5 1494
11330-MCE-305	C2	18	1	14721-MCE-000	B13 13 6 1494
11333-KT8-000	C6	22	1	14722-MCE-000	B13 13 7 1494
11335-MCE-000	C2	18	2	14730-MCE-000	B13 13 8 1494
11360-MCE-000	C7	23	1	14731-MCE-000	B13 13 9 1494
11365-MCE-000	C7	23	2	14731-MY9-751	B13 13 10 1495
11396-MY9-000	C2	18	3	14751-KY2-000	B13 13 11 1495
11631-MCE-000	C5	21	1	14751-MCE-000	B13 13 12 1495
11691-MY9-000	C5	21	2	14761-MCE-000	B13 13 13 1495

C Reference with "Part name index"

PART NAME INDEX					
Part name	Address	Page	Ref.	Part name	Page Ref.
[A]				BOLT , CHANG I	
ADJUSTER , CHAIN	F13	67	5	BOLT , CLUTC H	
ARM COMP , GEAR CHANGE	F10	64	1	BOLT , CONNECT	
ARM , L. MAIN STEP	F11	65	8	BOLT , DISK 6	
ARM , L. PILLIØ STEP	F11	65	12	BOLT , DISK 8	
ARM , R. MAIN STEP	F11	65	5	BOLT , DRAIN I	
ARM , R. PILLIØ STEP	F11	65	11	BOLT , FLANG E	
AUT O COC K ASSY , FUEL	F4	58	2	BOLT , FLANG E	
AXLE , FR. WHEEL	E14	52	3	BOLT , FLANG E	
AXLE , RR. WHEEL	F2	56	3	BOLT , FLANG E	
[B]				BOLT , FLANG E	
BAG , AIR PRESSUR E GAUGE	F7	77	4	BOLT , FLANG E	
BAG , SERVICE BOOK	F7	77	1	BOLT , FLANG E	
BAG , TOOL	F7	77	3	BOLT , FLANG E	
BALL , STEEL	F11	65	20	BOLT , FLANG E	
BAN D A , INSULATOR	B11	11	11	BOLT , FLANG E	
BAN D B , INSULATOR	B11	11	12	BOLT , FLANG E	
BAND , AIR CLEANER CONNECTING				BOLT , FLANG E	
BAND , U-LOCK	F8	62	22	BOLT , FLANG E	
BAND , WIRE	F16	70	5		
	C10	26	14		
	E5	43	21		
	F6	74	1R		



Part catalogue structure



② FRONT FENDER

④ ① E11

③

Ref. No.	Part No.	Description	Reqd. QTY CB400 SFX SFY	Serial No.	Parts catalogue code
1	45156-MCE-000	CLAMPER, R. FR. BRAKE HOSE ..	1 1		
2	45157-MCE-000	CLAMPER, L. FR. BRAKE HOSE ..	1 1		
3	61100-MCE-000ZA	FENDER COMP., FR. *NH411M*FORCE SILVER METALLIC	1 -		----- 3J,4J
	61100-MCE-000ZB	*PB284C*...CANDY PHOENIX BLUE	- 1		----- J,2J
4	61101-MCE-000	PLATE, FR. FENDER	2 2		1008000
	61101-MCE-010	2 2	1008001	
5	61102-MCE-300	CUSHION, FR. FENDER	2 2		
		(BLACK)			

⑤ ⑥ ⑦ ⑧ ⑨ ⑩ ⑪ ⑫ ⑬ ⑭

Ref. No.	Part No.	Description	Reqd. QTY CB400 SFX SFY	Serial No.	Parts catalogue code
1	45156-MCE-000	CLAMPER, R. FR. BRAKE HOSE ..	1 1		
2	45157-MCE-000	CLAMPER, L. FR. BRAKE HOSE ..	1 1		
3	61100-MCE-000ZA	FENDER COMP., FR. *NH411M*FORCE SILVER METALLIC	1 -		----- 3J,4J
	61100-MCE-000ZB	*PB284C*...CANDY PHOENIX BLUE	- 1		----- J,2J
4	61101-MCE-000	PLATE, FR. FENDER	2 2		1008000
	61101-MCE-010	2 2	1008001	
5	61102-MCE-300	CUSHION, FR. FENDER	2 2		
		(BLACK)			

① Address number

- Address No. is provided (in place of the page No.) to help you refer to the part with the part No. or part name.

② Block title

③ Block number

④ Service item/Flat rate time

⑤ Reference number

- Title number marked with the parenthesis or parentheses indicates that it continues from the previous page.

⑥ Part number

⑦ Honda color code

⑧ Description

⑨ Assemblies

- Sections framed with broken lines in the exploded view drawings are available as complete assemblies. (Their individual parts can also be obtained.)

⑩ Color description

⑪ Note

- Notes are shown with the parentheses in the part name column.

⑫ Required quantity


- Reqd. QTY shown in the parenthesis or parentheses indicates the optional part.
- Reqd. QTY marked with "N" indicates the optional part that should be selected as needed.
- Reqd. QTY indicates the number of the part used in the block.

⑬ Serial number

⑭ Parts catalogue code

- When the parts catalogue code column is blank, it indicates that the part is applicable to all codes.

When the parts were revised




Ref. No.	Part No.	Description	Reqd. QTY		Serial No.
			CB400	SFX SFY	
1	45156-MCE-000	CLAMPER, R. FR. BRAKE HOSE ..	1	1	
2	45157-MCE-000	CLAMPER, L. FR. BRAKE HOSE ..	1	1	
3	61100-MCE-000ZA	FENDER COMP., FR. *NH411M*FORCE SILVER METALLIC	1	-	-----3J,4J
	61100-MCE-000ZB	*PB284C*...CANDY PHOENIX BLUE	1	-	-----J,2J
4	61101-MCE-000	PLATE, FR. FENDER	2	2	-----1008000
	61101-MCE-010	2	2	-----1008001
5	61102-MCE-300	CUSHION, FR. FENDER	2	2	
		(BLACK)			
6	61105-MCE-000	STAY, FR. FENDER MOUNTING ...	2	2	
7	61107-MR7-000	COLLAR (6.5)	4	4	
8	96001-06020-00	BOLT, FLANGE, 6X20	4	4	

The number has been used from the initial model without revision.

When shown at the left side, it is applicable to the models of No.1008001 and the subsequent numbers.

When shown at the right side, it is applicable to the models up to No.1008000.

Abbreviations used in the parts catalogue

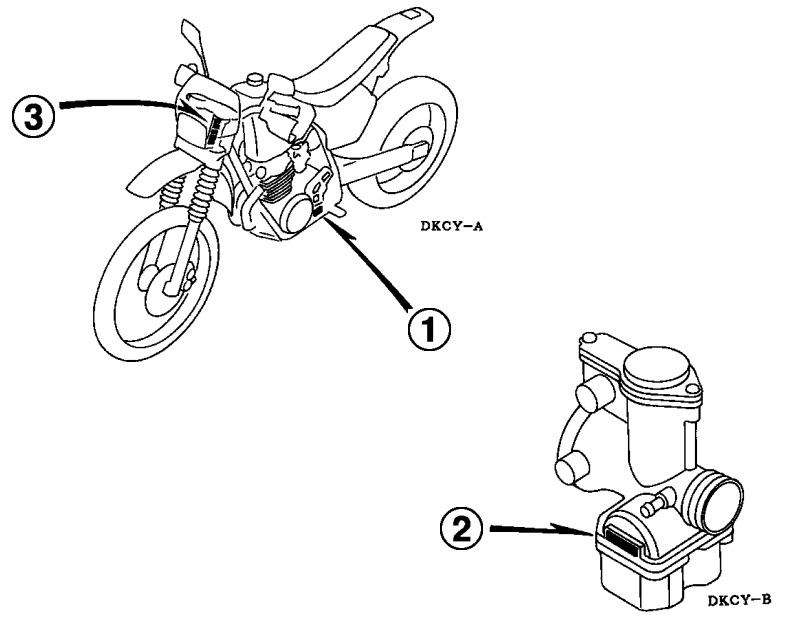
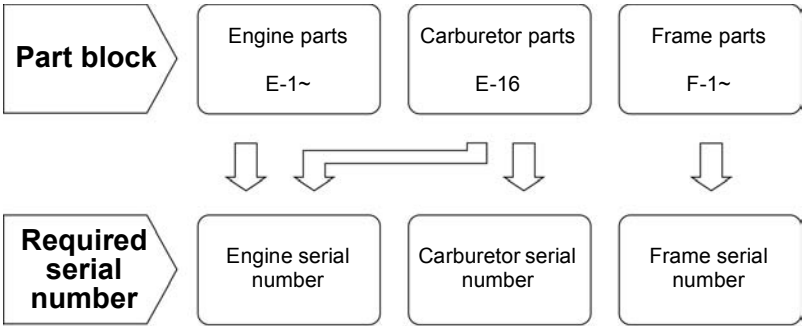


* "L." or "R." in the description of a part stands for the LEFT hand side or the RIGHT hand side. Determine the left or right as if you were in the motorcycle seat.

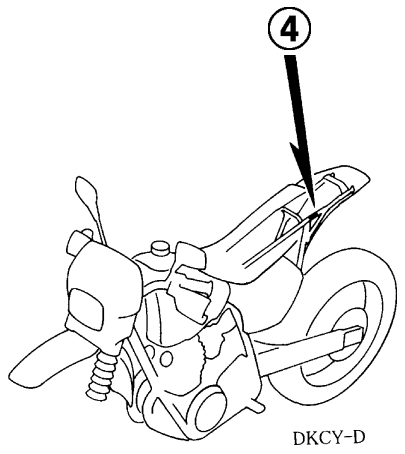
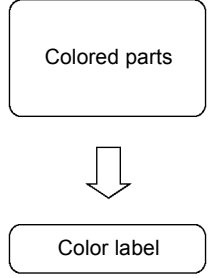
• The following abbreviations are used in this parts catalogue.

- | | |
|---|----------------------------------|
| A Ampere | L.Left |
| ABS Anti-lock brake system | L (100L) .Link (100 Links) |
| A.C. Alternating current | L.E.D.Light emitted diode |
| A.M. Attaching mark | MMMillimeter |
| ASSY. Assembly | MPHMiles per hour |
| C.D.I. Capacitive discharge ignition | R.Right |
| COMP. ... Complete | RR.Rear |
| D.C. Direct current | STD.Standard |
| EX. Exhaust | T (22T) ...Tooth (22 Teeth) |
| FR. Front | TCSTraction control system |
| G Gram | T.M.Transcript mark |
| HEX. Hexagonal | VVolt |
| IN. Inlet | WWatt |
| KPH Kilometers per hour | WLWith labelling |
| | WOLWithout labelling |

Part block and serial number check



Color label attachment position check



Models, parts catalogue codes and applicable serial numbers

Models, parts catalogue codes and applicable serial Nos. given in this parts catalogue can be identified as follows.

Parts with parts catalogue codes are exclusive for models destined for countries designated.

If no area codes are listed, parts are for common use.

Model	Parts catalogue code	Type	Applicable engine serial No.	Applicable frame serial No.	Applicable carburetor identification No.
XR400R _T	CM	Canada	NE03E-2005414~2006374	JH2NE032*TM000001~TM000210	PDK1A A
	ED	European direct sales	NE03E-2000033~2007483	JH2NE03A*TM000001~TM001983	
	U	Australia	NE03E-2000034~2007653	JH2NE03U*TM000001~TM001307	PDK1B A
XR400R _v	CM	Canada	NE03E-2100001~2107273	JH2NE032*VM100001~VM100180	PDK1A A
	ED	European direct sales	NE03E-2100001~2108452	JH2NE03A*VM100001~VM102099	
	U	Australia	NE03E-2100001~2108501	JH2NE03U*VM100001~VM120706	PDK1B A
XR400R _w	CM	Canada	NE03E-2300001~2303613	JH2NE032*WK300001~WK300080	PDK1C A
			NE03E-2200001~2200901	JH2NE032*WM200001~WM200060	
	ED	European direct sales	NE03E-2300001~2304535	JH2NE03A*WK300001~WK301190	PDK1F A
			NE03E-2200001~2201805	JH2NE03A*WM200001~WM200629	
	U	Australia	NE03E-2300001~2304236	JH2NE03U*WK300001~WK300838	PDK1D A
			NE03E-2200001~2202324	JH2NE03U*WM200001~WM200519	

Model	Parts catalogue code	Type	Applicable engine serial No.	Applicable frame serial No.	Applicable carburetor identification No.
XR400Rx	CM	Canada	NE03E-2300001~2309999	JH2NE032*XK400001~XK409999	PDK1C A
	ED	European direct sales	NE03E-2300001~2310316	JH2NE03A*XK400001~XK400153	PDK1F A
	U	Australia	NE03E-2300001~2311021	JH2NE03U*XK400001~XK401339	PDK1D A
XR400Ry	CM	Canada	NE03E-2400001~	JH2NE032*YK500001~YK509999	PDK1C B
	ED	European direct sales	NE03E-2400001~	JH2NE03A*YK410001~YK419999	PDK1F B
	U	Australia	NE03E-2400001~	JH2NE03U*YK500001~YK509999	PDK1D B
XR400R1	CM	Canada	NE03E-2400001~	JH2NE032*1K600001~1K609999	PDK1C B
	DK	General export (KPH)	NE03E-2400001~	JH2NE039*1K000001~1K009999	PDK1F B
	ED	European direct sales	NE03E-2400001~	JH2NE03A*1K420001~1K429999	
	U	Australia	NE03E-2400001~	JH2NE03U*1K600001~1K609999	PDK1D B

1

Model	Parts catalogue code	Type	Applicable engine serial No.	Applicable frame serial No.	Applicable carburetor identification No.
XR400R ₂	CM	Canada	NE03E-2400001~	JH2NE032*2K700001~2K709999	PDK1C B
	DK	General export (KPH)	NE03E-2400001~	JH2NE039*2K010001~2K019999	PDK1F B
	ED	European direct sales	NE03E-2400001~	JH2NE03A*2K430001~2K439999	
	U	Australia	NE03E-2500001~	JH2NE03U*2K700001~2K709999	PDK1D B
XR400R ₃	CM	Canada	NE03E-2600001~	JH2NE032*3M800001~	PDK1C B
	DK	General export (KPH)	NE03E-2600001~	JH2NE039*3M020001~	PDK1F B
	ED	European direct sales	NE03E-2600001~	JH2NE03A*3M440001~	
	U	Australia	NE03E-2600001~	JH2NE03U*3M800001~	PDK1D B

* Of carburetor/throttle body identification numbers, only the portions underlined in the example below are used for registration.

PDK1A A KC ア

Color label

- When ordering parts, check the model name, main color, and code by observing the “COLOR LABEL” on the vehicle.
- When ordering a colored part, use the color chart in the instruction for use of parts catalogue.

<p>VFR800FIW</p> <p>COLOR R-157</p> <p>CODE R157</p>		MODEL		VFR800FIW					
			COLOR	Sparkling silver metallic	Mute black metallic	Applicable model		Applicable block No.	Re
		No.	CODE	NH-295M	NH-359M	Initial applicable model	Final applicable model		
	Name of colored parts	Basic part No.	NH295	NH359					
	1								
	2								
	3								
	4								
	5								
	6								
	7								
	8								
	9								
	10								

Color chart

- When ordering a colored part, refer to the chart below and use a part number consisting of the relevant basic part number to which has been added a part color code.

XR400R (XR400R T)

No.	MODEL		XR400RT				
	COLOR		Ross white	Applicable model		Applicable block No.	Ref. No.
	CODE		NH-196	Initial applicable model	Final applicable model		
	Name of colored parts	Basic part No.	NH196				
1	AIR CLEANER HOUSING COMP.	17230-KCY-670	ZA			F-17	12
2	BAG, TAIL	83501-KCZ-000	ZA			F-15	5
3	BODY COMP., RR. FRAME	50200-KCY-650	ZA			F-27	9
4	BODY COMP., RR. FRAME	50200-KCY-670	ZA			F-27	9
5	BOOT, FR. FORK	51611-MN1-671	ZC			F-8	27
6	BRACKET, R. STEP	50615-KCY-670	ZA			F-20	2
7	CASE, HEADLIGHT	61301-KCY-650	ZA			F-1-1	12
8	CASE, HEADLIGHT	61301-KCZ-900	ZA			F-1	9
9	COVER, FR. HUB	44610-KW3-010	ZB			F-10	7
10	COVER, L. SIDE	83610-KCZ-000	ZA			F-16	2
11	COVER, R. SIDE	83510-KCY-670	ZA			F-16	1
12	FENDER SET, RR.	80101-KCE-670	ZA	TM000141		F-23	7
13	FENDER SET, RR.	80101-KCE-670	ZA	TM000733		F-23-1	4
14	FENDER SET, RR.	80101-KCE-670	ZA	TM000951		F-23-1	4
15	FENDER SET, RR.	80101-KCZ-000	ZA		TM000140	F-23	7
16	FENDER SET, RR.	80101-KCZ-000	ZA		TM000732	F-23-1	4
17	FENDER SET, RR.	80101-KCZ-000	ZA		TM000950	F-23-1	4
18	FENDER, FR.	61100-KCZ-000	ZB			F-7	1
19	GUARD, L. KNUCKLE	53185-KCZ-000	ZA			F-3	24
20	GUARD, L. KNUCKLE	53185-KCZ-000	ZA			F-3-1	30

XR400R (XR400R T)

No.	MODEL		XR400RT				
	COLOR		Ross white	Applicable model		Applicable block No.	Ref. No.
	CODE		NH-196	Initial applicable model	Final applicable model		
	Name of colored parts	Basic part No.	NH196				
21	GUARD, R. KNUCKLE	53180-KCZ-000	ZA			F-4	12
22	GUARD, R. KNUCKLE	53180-KCZ-000	ZA			F-4-1	12
23	LABEL, COLOR	87565-KCY-670	ZA			F-30	7
24	LABEL, DRIVE	87560-GAN-840	ZA			F-30	6
25	LABEL, DRIVE	87560-GAN-850	ZA			F-30	6
26	LABEL, USE CAUTION	87504-GN1-960	ZA			F-30	3
27	LEATHER COMP., SEAT	77201-KCE-670	ZA			F-15	4
28	LID, AIR CLEANER MAINTENANCE	17220-KCY-670	ZA			F-17	8
29	MARK, FR. VISOR	87130-KCY-650	ZA			F-31	7
30	MARK, L. FUEL TANK	87124-KCY-670	ZA			F-31	5
31	MARK, R. FUEL TANK	87123-KCY-670	ZA			F-31	2
32	MARK, RR. FENDER	87130-KCZ-300	ZA			F-31	7
33	MARK, RR. FENDER	87130-KCZ-300	ZA			F-31	8
34	PIPE, STEERING HANDLE	53100-KCY-650	ZA			F-5	5
35	PIPE, STEERING HANDLE	53100-KCY-670	ZA			F-5	5
36	PLATE SET, FR. NUMBER	61140-KCY-650	ZA			F-1-1	11
37	PLATE SET, FR. NUMBER	61140-KCZ-900	ZA			F-1	8
38	SEAT COMP.	77200-KCY-670	ZA			F-15	3
39	TANK SET, FUEL	17520-KCY-670	ZA			F-14	8

XR400R (XR400R v)

No.	MODEL		XR400RV				
	COLOR		Ross white	Applicable model		Applicable block No.	Ref. No.
	CODE		NH-196	Initial applicable model	Final applicable model		
	Name of colored parts	Basic part No.	NH196				
1	AIR CLEANER HOUSING COMP.	17230-KCY-670	ZA			F-17	12
2	BAG, TAIL	83501-KCZ-000	ZD			F-15	5
3	BODY COMP., FR. FRAME	50090-KCY-650	ZA			F-27	6
4	BODY COMP., FR. FRAME	50090-KCY-670	ZA			F-27	6
5	BODY COMP., RR. FRAME	50200-KCY-650	ZA			F-27	9
6	BODY COMP., RR. FRAME	50200-KCY-670	ZA			F-27	9
7	BOOT, FR. FORK	51611-MN1-671	ZD			F-8	27
8	BRACKET, R. STEP	50615-KCY-670	ZA			F-20	2
9	CASE, HEADLIGHT	61301-KCY-650	ZB			F-1-1	12
10	CASE, HEADLIGHT	61301-KCZ-900	ZB			F-1	9
11	COVER, FR. HUB	44610-KW3-010	ZB			F-10	7
12	COVER, L. SIDE	83610-KCZ-000	ZA			F-16	2
13	COVER, R. SIDE	83510-KCY-670	ZA			F-16	1
14	FENDER SET, RR.	80101-KCZ-940	ZA			F-23	7
15	FENDER SET, RR.	80101-KCZ-940	ZA			F-23-1	4
16	FENDER, FR.	61100-KCZ-000	ZB			F-7	1
17	GUARD, L. KNUCKLE	53185-KCZ-000	ZA			F-3	24
18	GUARD, L. KNUCKLE	53185-KCZ-000	ZA			F-3-1	30
19	GUARD, R. KNUCKLE	53180-KCZ-000	ZA			F-4	12
20	GUARD, R. KNUCKLE	53180-KCZ-000	ZA			F-4-1	12

XR400R (XR400R v)

No.	MODEL		XR400RV				
	COLOR		Ross white	Applicable model		Applicable block No.	Ref. No.
	CODE		NH-196	Initial applicable model	Final applicable model		
	Name of colored parts	Basic part No.	NH196				
21	LABEL, COLOR	87565-KCY-660	ZA			F-30	7
22	LABEL, DRIVE	87560-GAN-840	ZA			F-30	6
23	LABEL, DRIVE	87560-GAN-850	ZA			F-30	6
24	LABEL, USE CAUTION	87504-GN1-960	ZA			F-30	3
25	LEATHER COMP., SEAT	77201-KCE-660	ZA			F-15	4
26	LID, AIR CLEANER MAINTENANCE	17220-KCY-670	ZA			F-17	8
27	MARK, FR. VISOR	87130-KCY-710	ZA			F-31	7
28	MARK, L. FUEL TANK	87124-KCY-660	ZA			F-31	4
29	MARK, R. FUEL TANK	87123-KCY-660	ZA			F-31	1
30	MARK, RR. FENDER	87130-KCZ-940	ZA			F-31	7
31	MARK, RR. FENDER	87130-KCZ-940	ZA			F-31	8
32	PIPE, STEERING HANDLE	53100-KCE-670	ZA			F-5	5
33	PIPE, STEERING HANDLE	53100-KCY-650	ZA			F-5	5
34	PLATE SET, FR. NUMBER	61140-KCY-710	ZA			F-1-1	11
35	PLATE SET, FR. NUMBER	61140-KCZ-940	ZA			F-1	8
36	SEAT COMP.	77200-KCY-660	ZA			F-15	3
37	TANK SET, FUEL	17520-KCY-660	ZA			F-14	8

XR400R (XR400R w)

No.	MODEL		XR400RW				
	COLOR		Ross white	Applicable model		Applicable block No.	Ref. No.
	CODE		NH-196	Initial applicable model	Final applicable model		
	Name of colored parts	Basic part No.	NH196				
1	BAG, TAIL	83501-KCZ-000	ZD			F-15	5
2	BODY COMP., FRAME	50100-KCY-750	ZA			F-27	6
3	BODY COMP., FRAME	50100-KCY-760	ZA			F-27	6
4	BODY COMP., RR. FRAME	50200-KCY-750	ZA			F-27	9
5	BODY COMP., RR. FRAME	50200-KCY-760	ZA			F-27	9
6	BOOT, FR. FORK	51611-MN1-671	ZD			F-8	27
7	BRACKET, R. STEP	50615-KCY-760	ZA			F-20	2
8	CASE COMP., AIR CLEANER	17230-KCY-671	ZA			F-17	12
9	CASE, HEADLIGHT	61301-KCY-650	ZB			F-1-1	12
10	CASE, HEADLIGHT	61301-KCZ-900	ZB			F-1	9
11	COVER, FR. HUB	44610-KW3-010	ZB			F-10	7
12	COVER, L. SIDE	83610-KCZ-000	ZA			F-16	2
13	COVER, R. SIDE	83510-KCY-670	ZA			F-16	1
14	FENDER SET, RR.	80101-KCZ-940	ZA			F-23	7
15	FENDER SET, RR.	80101-KCZ-940	ZA			F-23-1	4
16	FENDER, FR.	61100-KCZ-000	ZB			F-7	1
17	GUARD, L. KNUCKLE	53185-KCZ-000	ZA			F-3	24
18	GUARD, L. KNUCKLE	53185-KCZ-000	ZA			F-3-1	30
19	GUARD, R. KNUCKLE	53180-KCZ-000	ZA			F-4	12
20	GUARD, R. KNUCKLE	53180-KCZ-000	ZA			F-4-1	12

XR400R (XR400R w)

No.	MODEL		XR400RW				Ref. No.
	COLOR		Ross white	Applicable model		Applicable block No.	
	CODE		NH-196	Initial applicable model	Final applicable model		
	Name of colored parts	Basic part No.	NH196				
21	LABEL, COLOR	87565-KCY-760	ZA			F-30	7
22	LABEL, USE CAUTION	87504-GN1-960	ZA			F-30	3
23	LEATHER COMP., SEAT	77201-KCE-660	ZA			F-15	4
24	LID, AIR CLEANER MAINTENANCE	17220-KCY-671	ZA			F-17	8
25	MARK, FR. VISOR	87130-KCY-710	ZA			F-31	7
26	MARK, L. FUEL TANK	87124-KCY-760	ZA			F-31	6
27	MARK, R. FUEL TANK	87123-KCY-760	ZA			F-31	3
28	MARK, RR. FENDER	87130-KCZ-940	ZA			F-31	7
29	MARK, RR. FENDER	87130-KCZ-940	ZA			F-31	8
30	PIPE, STEERING HANDLE	53100-KCY-650	ZA			F-5	5
31	PIPE, STEERING HANDLE	53100-KCY-760	ZA			F-5	5
32	PLATE SET, FR. NUMBER	61140-KCY-710	ZA			F-1-1	11
33	PLATE SET, FR. NUMBER	61140-KCZ-940	ZA			F-1	8
34	SEAT COMP.	77200-KCY-760	ZA			F-15	3
35	TANK SET, FUEL	17520-KCY-760	ZA			F-14	8



XR400R (XR400R x)

No.	MODEL		XR400RX				
	COLOR		Ross white	Applicable model		Applicable block No.	Ref. No.
	CODE		NH-196	Initial applicable model	Final applicable model		
	Name of colored parts	Basic part No.	NH196				
1	BAG, TAIL	83501-KCZ-000	ZD			F-15	5
2	BODY COMP., FRAME	50100-KCY-750	ZA			F-27	6
3	BODY COMP., FRAME	50100-KCY-760	ZA			F-27	6
4	BODY COMP., RR. FRAME	50200-KCY-750	ZA			F-27	9
5	BODY COMP., RR. FRAME	50200-KCY-760	ZA			F-27	9
6	BOOT, FR. FORK	51611-MN1-671	ZD			F-8	27
7	BRACKET, R. STEP	50615-KCY-760	ZA			F-20	2
8	CASE COMP., AIR CLEANER	17230-KCY-671	ZA			F-17	12
9	CASE, HEADLIGHT	61301-KCY-650	ZB			F-1-1	12
10	CASE, HEADLIGHT	61301-KCZ-900	ZB			F-1	9
11	COVER, FR. HUB	44610-KW3-010	ZB			F-10	7
12	COVER, L. SIDE	83610-KCZ-000	ZA			F-16	2
13	COVER, R. SIDE	83510-KCY-670	ZA			F-16	1
14	FENDER SET, RR.	80101-KCZ-940	ZA			F-23	7
15	FENDER SET, RR.	80101-KCZ-940	ZA			F-23-1	4
16	FENDER, FR.	61100-KCZ-950	ZA			F-7	1
17	GUARD, L. KNUCKLE	53185-KCZ-000	ZA			F-3	24
18	GUARD, L. KNUCKLE	53185-KCZ-000	ZA			F-3-1	30
19	GUARD, R. KNUCKLE	53180-KCZ-000	ZA			F-4	12
20	GUARD, R. KNUCKLE	53180-KCZ-000	ZA			F-4-1	12

XR400R (XR400R x)

No.	MODEL		XR400RX				Ref. No.
	COLOR		Ross white	Applicable model		Applicable block No.	
	CODE		NH-196	Initial applicable model	Final applicable model		
	Name of colored parts	Basic part No.	NH196				
21	LABEL, COLOR	87565-KCY-A00	ZA			F-30	7
22	LABEL, USE CAUTION	87504-GN1-960	ZA			F-30	3
23	LEATHER COMP., SEAT	77201-KCE-660	ZA			F-15	4
24	LID, AIR CLEANER MAINTENANCE	17220-KCY-671	ZA			F-17	8
25	MARK, FR. VISOR	87130-KCY-710	ZA			F-31-1	3
26	MARK, L. FUEL TANK	87124-KCY-A00	ZA			F-31-1	2
27	MARK, R. FUEL TANK	87123-KCY-A00	ZA			F-31-1	1
28	MARK, RR. FENDER	87130-KCZ-940	ZA			F-31-1	3
29	MARK, RR. FENDER	87130-KCZ-940	ZA			F-31-1	4
30	PIPE, STEERING HANDLE	53100-KCY-650	ZA			F-5	5
31	PIPE, STEERING HANDLE	53100-KCY-760	ZA			F-5	5
32	PLATE SET, FR. NUMBER	61140-KCY-710	ZA			F-1-1	11
33	PLATE SET, FR. NUMBER	61140-KCZ-940	ZA			F-1	8
34	SEAT COMP.	77200-KCY-A00	ZA			F-15	3
35	TANK SET, FUEL	17520-KCY-A00	ZA			F-14	8

XR400R (XR400R Y)

No.	MODEL		XR400RY				
	COLOR		Fighting red	Applicable model		Applicable block No.	Ref. No.
	CODE		R-134	Initial applicable model	Final applicable model		
	Name of colored parts	Basic part No.	R134				
1	BAG, TAIL	83501-KCZ-000	ZD			F-15	5
2	BODY COMP., RR. FRAME	50200-KCY-750	ZB			F-27	9
3	BODY COMP., RR. FRAME	50200-KCY-760	ZB			F-27	9
4	BOOT, FR. FORK	51611-MN1-671	ZD			F-8	27
5	BRACKET, R. STEP	50615-KCY-760	ZB			F-20	2
6	CASE COMP., AIR CLEANER	17230-KCY-671	ZB			F-17	12
7	CASE, HEADLIGHT	61301-KCY-650	ZD			F-1-1	12
8	CASE, HEADLIGHT	61301-KCZ-900	ZE			F-1	9
9	COVER, FR. HUB	44610-KW3-010	ZB			F-10	7
10	COVER, L. SIDE	83610-KCZ-000	ZA			F-16	2
11	COVER, R. SIDE	83510-KCY-670	ZA			F-16	1
12	FENDER SET, RR.	80101-KCY-A10	ZA			F-23	7
13	FENDER SET, RR.	80101-KCY-A10	ZA			F-23-1	4
14	FENDER SET, RR.	80101-KCY-A10	ZA			F-23-2	7
15	FENDER, FR.	61100-KCZ-950	ZB			F-7	1
16	GUARD, L. KNUCKLE	53185-KCZ-000	ZB			F-3	24
17	GUARD, L. KNUCKLE	53185-KCZ-000	ZB			F-3-1	30
18	GUARD, R. KNUCKLE	53180-KCZ-000	ZB			F-4	12
19	GUARD, R. KNUCKLE	53180-KCZ-000	ZB			F-4-1	12

XR400R (XR400R Y)

No.	MODEL		XR400RY				Ref. No.
	COLOR		Fighting red	Applicable model		Applicable block No.	
	CODE		R-134	Initial applicable model	Final applicable model		
	Name of colored parts	Basic part No.	R134				
20	LABEL, COLOR	87565-KCY-A10	ZA			F-30	7
21	LABEL, USE CAUTION	87504-GN1-960	ZA			F-30	3
22	LEATHER COMP., SEAT	77201-KCY-A10	ZA			F-15	4
23	LID, AIR CLEANER MAINTENANCE	17220-KCY-671	ZB			F-17	8
24	MARK, FR. VISOR	61141-KCY-A10	ZA			F-31-1	3
25	MARK, L. FUEL TANK	87124-KCY-A10	ZA			F-31-1	6
26	MARK, R. FUEL TANK	87123-KCY-A10	ZA			F-31-1	5
27	MARK, RR. FENDER	87130-GCF-A20	ZA			F-31-1	4
28	MARK, RR. FENDER	87130-KCZ-J10	ZA			F-31-1	3
29	PIPE, STEERING HANDLE	53100-KCY-650	ZB			F-5	5
30	PIPE, STEERING HANDLE	53100-KCY-760	ZB			F-5	5
31	PLATE SET, FR. NUMBER	61140-KCY-A10	ZB			F-1-1	11
32	PLATE SET, FR. NUMBER	61140-KCZ-J10	ZA			F-1	8
33	SEAT COMP.	77200-KCY-A10	ZA			F-15	3
34	TANK SET, FUEL	17520-KCY-A10	ZA			F-14	8

XR400R (XR400R 1)

No.	MODEL		XR400R1				
	COLOR		Fighting red	Applicable model		Applicable block No.	Ref. No.
	CODE		R-134	Initial applicable model	Final applicable model		
	Name of colored parts	Basic part No.	R134				
1	BAG, TAIL	83501-KCZ-000	ZD			F-15	5
2	BODY COMP., RR. FRAME	50200-KCY-750	ZB			F-27	9
3	BODY COMP., RR. FRAME	50200-KCY-760	ZB			F-27	9
4	BOOT, FR. FORK	51611-MN1-671	ZD			F-8	27
5	BRACKET, R. STEP	50615-KCY-760	ZB			F-20	2
6	CASE COMP., AIR CLEANER	17230-KCY-671	ZB			F-17	12
7	CASE, HEADLIGHT	61301-KCY-650	ZD			F-1-1	12
8	CASE, HEADLIGHT	61301-KCZ-900	ZE			F-1	9
9	COVER, FR. HUB	44610-KW3-010	ZB			F-10	7
10	COVER, L. SIDE	83610-KCZ-000	ZA			F-16	2
11	COVER, R. SIDE	83510-KCY-670	ZA			F-16	1
12	FENDER SET, RR.	80101-KCY-A10	ZA			F-23	7
13	FENDER SET, RR.	80101-KCY-A10	ZA			F-23-1	4
14	FENDER SET, RR.	80101-KCY-A10	ZA			F-23-2	7
15	FENDER, FR.	61100-KCZ-950	ZB			F-7	1
16	GUARD, L. KNUCKLE	53185-KCZ-000	ZB			F-3	24
17	GUARD, L. KNUCKLE	53185-KCZ-000	ZB			F-3-1	30
18	GUARD, R. KNUCKLE	53180-KCZ-000	ZB			F-4	12
19	GUARD, R. KNUCKLE	53180-KCZ-000	ZB			F-4-1	12

XR400R (XR400R 1)

No.	MODEL		XR400R1				
	COLOR		Fighting red	Applicable model		Applicable block No.	Ref. No.
	CODE		R-134	Initial applicable model	Final applicable model		
	Name of colored parts	Basic part No.	R134				
20	LABEL, COLOR	87565-KCY-A20	ZA			F-30	7
21	LABEL, USE CAUTION	87504-GN1-960	ZA			F-30	3
22	LEATHER COMP., SEAT	77201-KCY-A20	ZA			F-15	4
23	LID, AIR CLEANER MAINTENANCE	17220-KCY-671	ZB			F-17	8
24	MARK, FR. VISOR	61141-KCY-A10	ZA			F-31-2	3
25	MARK, L. FUEL TANK	87124-KCY-A20	ZA			F-31-2	2
26	MARK, R. FUEL TANK	87123-KCY-A20	ZA			F-31-2	1
27	MARK, RR. FENDER	87130-GCF-A20	ZA			F-31-2	4
28	MARK, RR. FENDER	87130-KCZ-J10	ZA			F-31-2	3
29	PIPE, STEERING HANDLE	53100-KCY-650	ZB			F-5	5
30	PIPE, STEERING HANDLE	53100-KCY-760	ZB			F-5	5
31	PLATE SET, FR. NUMBER	61140-KCY-A10	ZB			F-1-1	11
32	PLATE SET, FR. NUMBER	61140-KCZ-J10	ZA			F-1	8
33	SEAT COMP.	77200-KCY-A20	ZA			F-15	3
34	TANK SET, FUEL	17520-KCY-A20	ZA			F-14	8

XR400R (XR400R 2)

No.	MODEL		XR400R2				
	COLOR		Fighting red	Applicable model		Applicable block No.	Ref. No.
	CODE		R-134	Initial applicable model	Final applicable model		
	Name of colored parts	Basic part No.	R134				
1	BAG, TAIL	83501-KCZ-000	ZD			F-15	5
2	BODY COMP., RR. FRAME	50200-KCY-750	ZB			F-27	9
3	BODY COMP., RR. FRAME	50200-KCY-760	ZB			F-27	9
4	BOOT, FR. FORK	51611-MN1-671	ZD			F-8	27
5	BRACKET, R. STEP	50615-KCY-760	ZB			F-20	2
6	CASE COMP., AIR CLEANER	17230-KCY-671	ZB			F-17	12
7	CASE, HEADLIGHT	61301-KCY-650	ZD			F-1-1	12
8	CASE, HEADLIGHT	61301-KCZ-900	ZE			F-1	9
9	COVER, FR. HUB	44610-KW3-010	ZB			F-10	7
10	COVER, L. SIDE	83610-KCZ-000	ZA			F-16	2
11	COVER, R. SIDE	83510-KCY-670	ZA			F-16	1
12	FENDER SET, RR.	80101-KCY-A30	ZA			F-23	7
13	FENDER SET, RR.	80101-KCY-A30	ZA			F-23-1	4
14	FENDER SET, RR.	80101-KCY-A30	ZA			F-23-2	7
15	FENDER, FR.	61100-KCZ-950	ZB			F-7	1
16	GUARD, L. KNUCKLE	53185-KCZ-000	ZB			F-3	24
17	GUARD, L. KNUCKLE	53185-KCZ-000	ZB			F-3-1	30
18	GUARD, R. KNUCKLE	53180-KCZ-000	ZB			F-4	12
19	GUARD, R. KNUCKLE	53180-KCZ-000	ZB			F-4-1	12

XR400R (XR400R 2)

No.	MODEL		XR400R2				
	COLOR		Fighting red	Applicable model		Applicable block No.	Ref. No.
	CODE		R-134				
	Name of colored parts	Basic part No.	R134	Initial applicable model	Final applicable model		
20	LABEL, COLOR	87565-KCY-A30	ZA			F-30	7
21	LABEL, USE CAUTION	87504-GN1-960	ZA			F-30	3
22	LEATHER COMP., SEAT	77201-KCY-A30	ZA			F-15	4
23	LID, AIR CLEANER MAINTENANCE	17220-KCY-671	ZB			F-17	8
24	MARK	87130-MBN-830	ZA			F-31-3	3
25	MARK, L. FUEL TANK	87124-KCY-A30	ZA			F-31-3	2
26	MARK, R. FUEL TANK	87123-KCY-A30	ZA			F-31-3	1
27	PIPE, STEERING HANDLE	53100-KCY-650	ZB			F-5	5
28	PIPE, STEERING HANDLE	53100-KCY-760	ZB			F-5	5
29	PLATE SET, FR. NUMBER	61140-KCY-A30	ZA			F-1	8
30	PLATE SET, FR. NUMBER	61140-KCY-E80	ZA			F-1-1	11
31	SEAT COMP.	77200-KCY-A30	ZA			F-15	3
32	TANK SET, FUEL	17520-KCY-A30	ZA			F-14	8

XR400R (XR400R 3)

No.	MODEL		XR400R3				
	COLOR		Fighting red	Applicable model		Applicable block No.	Ref. No.
	CODE		R-134	Initial applicable model	Final applicable model		
	Name of colored parts	Basic part No.	R134				
1	BAG, TAIL	83501-KCZ-000	ZD			F-15	5
2	BODY COMP., RR. FRAME	50200-KCY-750	ZB			F-27	9
3	BODY COMP., RR. FRAME	50200-KCY-760	ZB			F-27	9
4	BOOT, FR. FORK	51611-MN1-671	ZD			F-8	27
5	BRACKET, R. STEP	50615-KCY-760	ZB			F-20	2
6	CASE COMP., AIR CLEANER	17230-KCY-671	ZB			F-17	12
7	CASE, HEADLIGHT	61301-KCY-650	ZD			F-1-1	12
8	CASE, HEADLIGHT	61301-KCZ-900	ZE			F-1	9
9	COVER, FR. HUB	44610-KW3-010	ZB			F-10	7
10	COVER, L. SIDE	83610-KCZ-000	ZA			F-16	2
11	COVER, R. SIDE	83510-KCY-670	ZA			F-16	1
12	FENDER SET, RR.	80101-KCY-A30	ZA			F-23	7
13	FENDER SET, RR.	80101-KCY-A30	ZA			F-23-1	4
14	FENDER SET, RR.	80101-KCY-A30	ZA			F-23-2	7
15	FENDER, FR.	61100-KCZ-950	ZB			F-7	1
16	GUARD, L. KNUCKLE	53185-KCZ-000	ZB			F-3	24
17	GUARD, L. KNUCKLE	53185-KCZ-000	ZB			F-3-1	30
18	GUARD, R. KNUCKLE	53180-KCZ-000	ZB			F-4	12
19	GUARD, R. KNUCKLE	53180-KCZ-000	ZB			F-4-1	12

XR400R (XR400R 3)

No.	MODEL		XR400R3				
	COLOR		Fighting red	Applicable model		Applicable block No.	Ref. No.
	CODE		R-134	Initial applicable model	Final applicable model		
	Name of colored parts	Basic part No.	R134				
20	LABEL, COLOR	87565-KCY-A40	ZA			F-30	7
21	LABEL, USE CAUTION	87504-GN1-960	ZA			F-30	3
22	LEATHER COMP., SEAT	77201-KCY-A30	ZA			F-15	4
23	LID, AIR CLEANER MAINTENANCE	17220-KCY-671	ZB			F-17	8
24	MARK	87130-MBN-830	ZA			F-31-3	3
25	MARK, L. FUEL TANK	87124-KCY-A40	ZA			F-31-3	5
26	MARK, R. FUEL TANK	87123-KCY-A40	ZA			F-31-3	4
27	PIPE, STEERING HANDLE	53100-KCY-650	ZB			F-5	5
28	PIPE, STEERING HANDLE	53100-KCY-760	ZB			F-5	5
29	PLATE SET, FR. NUMBER	61140-KCY-A30	ZA			F-1	8
30	PLATE SET, FR. NUMBER	61140-KCY-E80	ZA			F-1-1	11
31	SEAT COMP.	77200-KCY-A30	ZA			F-15	3
32	TANK SET, FUEL	17520-KCY-A40	ZA			F-14	8

Fuel hose, general purpose hoses and vinyl hose

- The standard part fuel hose, general purpose hose and vinyl hose may be substituted by the coiled bulk part.
- When ordering the standard part fuel hose, general purpose hose and vinyl hose use the bulk part number written in the parts catalogue in brackets () underneath the part name, or use the catalogue below.
(The bulk part standard length is 1 m, however, those displayed in the catalogue < > are available in 3 m and 8 m lengths.)
- When exchanging the hose, cut and use at the specified length as mentioned in the part name.
(For the method of cutting the bulk part, and method of filling out orders etc., please refer to the service manual and the instructions issued with the bulk part.)
- The list below is a catalogue of the standard part numbers and bulk part numbers. Note that those numbers are applicable to the listed replacement parts only.

Fuel hoses/Tubes			
Standard part No.	Bulk part No.	Bulk part	
		Inner diameter (mm)	Length (m)
95001-30xxx-2x	95001-30001-20M	3.0	1
95001-30xxx-3x	95001-30001-30M	3.0	1
95001-30xxx-4x	95001-30001-40M	3.0	1
95001-35xxx-2x	95001-35001-50M <95001-35003-50M>	3.5	1 3
95001-35xxx-3x	95001-35001-60M <95001-35003-60M>	3.5	1 3
95001-35xxx-4x	95001-35001-60M <95001-35003-60M>	3.5	1 3
95001-35xxx-5x	95001-35001-50M <95001-35003-50M>	3.5	1 3
95001-35xxx-6x	95001-35001-60M <95001-35003-60M>	3.5	1 3
95001-45xxx-2x	95001-45001-50M <95001-45003-50M>	4.5	1 3
95001-45xxx-3x	95001-45001-60M <95001-45003-60M> <95001-45008-60M>	4.5	1 3 8
95001-45xxx-4x	95001-45001-60M <95001-45003-60M> <95001-45008-60M>	4.5	1 3 8
95001-45xxx-5x	95001-45001-50M <95001-45003-50M>	4.5	1 3
95001-45xxx-6x	95001-45001-60M <95001-45003-60M> <95001-45008-60M>	4.5	1 3 8
95001-55xxx-2x	95001-55001-50M <95001-55003-50M> <95001-55008-50M>	5.5	1 3 8

Fuel hoses/Tubes			
Standard part No.	Bulk part No.	Bulk part	
		Inner diameter (mm)	Length (m)
95001-55xxx-3x	95001-55001-60M <95001-55003-60M> <95001-55008-60M>	5.5	1 3 8
95001-55xxx-4x	95001-55001-60M <95001-55003-60M> <95001-55008-60M>	5.5	1 3 8
95001-55xxx-5x	95001-55001-50M <95001-55003-50M> <95001-55008-50M>	5.5	1 3 8
95001-55xxx-6x	95001-55001-60M <95001-55003-60M> <95001-55008-60M>	5.5	1 3 8
95001-75xxx-2x	95001-75001-50M <95001-75003-50M>	7.5	1 3
95001-75xxx-3x	95001-75001-60M <95001-75003-60M> <95001-75008-60M>	7.5	1 3 8
95001-75xxx-4x	95001-75001-60M <95001-75003-60M> <95001-75008-60M>	7.5	1 3 8
95001-75xxx-5x	95001-75001-50M <95001-75003-50M>	7.5	1 3
95001-75xxx-6x	95001-75001-60M <95001-75003-60M> <95001-75008-60M>	7.5	1 3 8
95001-80xxx-2x	95001-80001-50M	8.0	1
95001-80xxx-3x	95001-80001-60M	8.0	1
95001-80xxx-4x	95001-80001-60M	8.0	1
95001-80xxx-5x	95001-80001-50M	8.0	1
95001-80xxx-6x	95001-80001-60M	8.0	1

Vinyl tube				
Standard part No.	Bulk part No.	Bulk part		
		Inner dia-meter (mm)	Outer dia-meter (mm)	Length (m)
95003-01xxx-3x	95003-01001-60M	2.9	6.8	1
	<95003-01003-60M>			3
95003-01xxx-60	95003-01001-60M	2.9	6.8	1
	<95003-01003-60M>			3
95003-03xxx-3x	95003-03001-60M	3.0	6.0	1
	<95003-03003-60M>			3
95003-03xxx-60	95003-03001-60M	3.0	6.0	1
	<95003-03003-60M>			3
95003-05xxx-3x	95003-05001-60M	3.5	6.5	1
	<95003-05003-60M>			3
95003-05xxx-60	95003-05001-60M	3.5	6.5	1
	<95003-05003-60M>			3
95003-07xxx-1x	95003-07001-10M	4.0	7.0	1
	<95003-07003-10M>			3
95003-07xxx-20	95003-07001-10M	4.0	7.0	1
	<95003-07003-10M>			3
95003-07xxx-3x	95003-07001-60M	4.0	7.0	1
	<95003-07003-60M>			3
95003-07xxx-60	95003-07001-60M	4.0	7.0	1
	<95003-07003-60M>			3
95003-07xxx-7x	95003-07001-70M	4.0	7.0	1
	<95003-07003-70M>			3
95003-08xxx-1x	95003-08001-10M	4.5	6.5	1
	<95003-08003-10M>			3
95003-09xxx-3x	95003-09001-60M	4.5	8.0	1
	<95003-09003-60M>			3
95003-09xxx-60	95003-09001-60M	4.5	8.0	1
	<95003-09003-60M>			3
95003-10xxx-1x	95003-10001-10M	5.0	8.0	1
	<95003-10003-10M>			3
95003-10xxx-20	95003-10001-10M	5.0	8.0	1
	<95003-10003-10M>			3
95003-10xxx-3x	95003-10001-60M	5.0	8.0	1
	<95003-10003-60M>			3
95003-10xxx-60	95003-10001-60M	5.0	8.0	1
	<95003-10003-60M>			3
95003-11xxx-3x	95003-11001-60M	5.0	9.0	1
	<95003-11003-60M>			3
95003-11xxx-60	95003-11001-60M	5.0	9.0	1
	<95003-11003-60M>			3
95003-12xxx-1x	95003-12001-10M	5.0	7.0	1
	<95003-12003-10M>			3
95003-12xxx-20	95003-12001-10M	5.0	7.0	1
	<95003-12003-10M>			3

Vinyl tube				
Standard part No.	Bulk part No.	Bulk part		
		Inner dia-meter (mm)	Outer dia-meter (mm)	Length (m)
95003-14xxx-1x	95003-14001-10M	6.0	9.0	1
	<95003-14003-10M>			3
95003-14xxx-20	95003-14001-10M	6.0	9.0	1
	<95003-14003-10M>			3
95003-14xxx-3x	95003-14001-60M	6.0	9.0	1
	<95003-14003-60M>			3
95003-17xxx-1x	95003-17001-10M	7.0	9.0	1
	<95003-17003-10M>			3
95003-19xxx-1x	95003-19001-10M	7.0	11.0	1
	<95003-19003-10M>			3
95003-19xxx-20	95003-19001-10M	7.0	11.0	1
	<95003-19003-10M>			3
95003-19xxx-3x	95003-19001-60M	7.0	11.0	1
	<95003-19003-60M>			3
95003-19xxx-60	95003-19001-60M	7.0	11.0	1
	<95003-19003-60M>			3
95003-21xxx-1x	95003-21001-10M	8.0	9.0	1
	<95003-21003-10M>			3
95003-21xxx-20	95003-21001-10M	8.0	9.0	1
	<95003-21003-10M>			3
95003-23xxx-1x	95003-23001-10M	8.0	12.0	1
	<95003-23003-10M>			3
95003-23xxx-20	95003-23001-10M	8.0	12.0	1
	<95003-23003-10M>			3
95003-23xxx-3x	95003-23001-60M	8.0	12.0	1
	<95003-23003-60M>			3
95003-23xxx-60	95003-23001-60M	8.0	12.0	1
	<95003-23003-60M>			3
95003-25xxx-1x	95003-25001-10M	9.0	11.0	1
	<95003-25003-10M>			3
95003-25xxx-20	95003-25001-10M	9.0	11.0	1
	<95003-25003-10M>			3
95003-25xxx-3x	95003-25001-60M	9.0	11.0	1
	<95003-25003-60M>			3
95003-25xxx-7x	95003-25001-70M	9.0	11.0	1
	<95003-25003-70M>			3
95003-27xxx-1x	95003-27001-10M	9.0	13.0	1
	<95003-27003-10M>			3
95003-27xxx-20	95003-27001-10M	9.0	13.0	1
	<95003-27003-10M>			3
95003-27xxx-3x	95003-27001-60M	9.0	13.0	1
	<95003-27003-60M>			3
95003-27xxx-60	95003-27001-60M	9.0	13.0	1
	<95003-27003-60M>			3
95003-33xxx-1x	95003-33001-10M	10.0	14.0	1
	<95003-33003-10M>			3
95003-33xxx-20	95003-33001-10M	10.0	14.0	1
	<95003-33003-10M>			3

Vinyl tube				
Standard part No.	Bulk part No.	Bulk part		
		Inner dia-meter (mm)	Outer dia-meter (mm)	Length (m)
95003-36xxx-1x	95003-36001-10M	11.0	13.0	1
	<95003-36003-10M>			3
95003-36xxx-20	95003-36001-10M	11.0	13.0	1
	<95003-36003-10M>			3
95003-37xxx-3x	95003-37001-60M	11.0	15.0	1
	<95003-37003-60M>			3
95003-37xxx-60	95003-37001-60M	11.0	15.0	1
	<95003-37003-60M>			3
95003-38xxx-1x	95003-38001-10M	12.0	13.0	1
	<95003-38003-10M>			3
95003-38xxx-20	95003-38001-10M	12.0	13.0	1
	<95003-38003-10M>			3
95003-39xxx-1x	95003-39001-10M	12.0	14.0	1
	<95003-39003-10M>			3
95003-39xxx-20	95003-39001-10M	12.0	14.0	1
	<95003-39003-10M>			3
95003-40xxx-20	95003-40001-10M	12.0	16.0	1
	<95003-40003-10M>			3
95003-40xxx-3x	95003-40001-60M	12.0	16.0	1
	<95003-40003-60M>			3
95003-40xxx-60	95003-40001-60M	12.0	16.0	1
	<95003-40003-60M>			3
95003-43xxx-1x	95003-43001-10M	13.0	15.0	1
	<95003-43003-10M>			3
95003-43xxx-20	95003-43001-10M	13.0	15.0	1
	<95003-43003-10M>			3
95003-45xxx-1x	95003-45001-10M	14.0	18.0	1
	<95003-45003-10M>			3
95003-45xxx-20	95003-45001-10M	14.0	18.0	1
	<95003-45003-10M>			3
95003-50xxx-1x	95003-50001-10M	16.0	19.0	1
	<95003-50003-10M>			3
95003-50xxx-20	95003-50001-10M	16.0	19.0	1
	<95003-50003-10M>			3
95003-50xxx-3x	95003-50001-60M	16.0	19.0	1
	<95003-50003-60M>			3
95003-55xxx-1x	95003-55001-10M	17.5	20.5	1
	<95003-55003-10M>			3
95003-55xxx-20	95003-55001-10M	17.5	20.5	1
	<95003-55003-10M>			3
95003-60xxx-1x	95003-60001-10M	22.0	27.0	1
	<95003-60003-10M>			3
95003-60xxx-20	95003-60001-10M	22.0	27.0	1
	<95003-60003-10M>			3
95003-60xxx-3x	95003-60001-60M	22.0	27.0	1
	<95003-60003-60M>			3
95003-60xxx-60	95003-60001-60M	22.0	27.0	1
	<95003-60003-60M>			3

General purpose hoses			
Standard part No.	Bulk part No.	Bulk part	
		Inner diameter (mm)	Length (m)
95005-11xxx-3x	95005-11001-30M	11.0	1
95005-11xxx-5x	95005-11001-50M	11.0	1
95005-12xxx-1x	95005-12001-10M <95005-12003-10M>	12.0	1 3
95005-12xxx-2x	95005-12001-20M	12.0	1
95005-12xxx-3x	95005-12001-30M	12.0	1
95005-12xxx-5x	95005-12001-50M	12.0	1
95005-14xxx-1x	95005-14001-10M	14.0	1
95005-14xxx-2x	95005-14001-20M <95005-14003-20M>	14.0	1 3
95005-14xxx-3x	95005-14001-30M	14.0	1
95005-14xxx-5x	95005-14001-50M	14.0	1
95005-17xxx-1x	95005-17001-10M	17.0	1
95005-17xxx-2x	95005-17001-20M	17.0	1
95005-17xxx-3x	95005-17001-30M	17.0	1
95005-17xxx-5x	95005-17001-50M	17.0	1
95005-30xxx-3x	95005-30001-30M	3.0	1
95005-30xxx-5x	95005-30001-50M	3.0	1
95005-35xxx-1x	95005-35001-10M <95005-35003-10M> <95005-35008-10M>	3.5	1 3 8
95005-35xxx-2x	95005-35001-20M	3.5	1
95005-35xxx-3x	95005-35001-30M	3.5	1
95005-35xxx-4x	95005-35001-10M <95005-35003-10M> <95005-35008-10M>	3.5	1 3 8
95005-35xxx-5x	95005-35001-50M	3.5	1
95005-45xxx-1x	95005-45001-10M <95005-45003-10M> <95005-45008-10M>	4.5	1 3 8
95005-45xxx-2x	95005-45001-20M	4.5	1
95005-45xxx-3x	95005-45001-30M	4.5	1

General purpose hoses			
Standard part No.	Bulk part No.	Bulk part	
		Inner diameter (mm)	Length (m)
95005-45xxx-4x	95005-45001-10M <95005-45003-10M> <95005-45008-10M>	4.5	1 3 8
95005-45xxx-5x	95005-45001-50M	4.5	1
95005-50xxx-3x	95005-50001-30M <95005-50003-30M>	5.0	1 3
95005-50xxx-5x	95005-50001-50M	5.0	1
95005-55xxx-1x	95005-55001-10M <95005-55003-10M> <95005-55008-10M>	5.3	1 3 8
95005-55xxx-2x	95005-55001-20M <95005-55003-20M>	5.3	1 3
95005-55xxx-4x	95005-55001-10M <95005-55003-10M> <95005-55008-10M>	5.3	1 3 8
95005-65xxx-1x	95005-65001-10M <95005-65003-10M>	6.5	1 3
95005-65xxx-2x	95005-65001-20M	6.5	1
95005-70xxx-3x	95005-70001-30M <95005-70003-30M>	7.0	1 3
95005-70xxx-5x	95005-70001-50M	7.0	1
95005-75xxx-1x	95005-75001-10M <95005-75003-10M>	7.3	1 3
95005-75xxx-2x	95005-75001-20M	7.3	1
95005-80xxx-1x	95005-80001-10M <95005-80003-10M>	8.0	1 3
95005-80xxx-2x	95005-80001-20M	8.0	1
95005-80xxx-3x	95005-80001-30M	8.0	1
95005-80xxx-5x	95005-80001-50M	8.0	1
95005-91xxx-3x	95005-91001-30M	12.0	1
95005-91xxx-5x	95005-91001-50M	12.0	1
95005-92xxx-3x	95005-92001-30M	12.0	1
95005-92xxx-5x	95005-92001-50M	12.0	1

NOTE: X is displayed to represent the omitted numerals and letters of the roman alphabet.

© **CAUTION: It is DANGEROUS to confuse the fuel hose with the general purpose hose or vinyl hose.**

Never use a general purpose hose or vinyl hose in place of a fuel hose or vice versa. Always use the correct bulk part in the parts catalogue, according to the service manual or the instructions issued with the bulk part.

• Bulk part number of fuel hose, general purpose hose and vinyl hose.

(Example)

9 5 0 0 1 - 7 5 0 0 1 - 5 0 M

Bulk part number: Refers to the bulk part.

Marking code (hose type): (fuel hose and general purpose hose)

Change code (for added hose): (Vinyl hose)

- Indicates number mark or change sequence, however, the code for the bulk part must be strictly 0 (zero).

Types of code:

- Fuel hose
 - 2: Red outside braid (3 mm inside dia. only)
 - 5: Black inside braid
 - 3: Red (3 mm inside dia. only)
 - 4: Ash gray with red stripe (3 mm inside dia. only)
 - 6: Black
- Vinyl hose
 - 1: Clear
 - 2: Black
 - 3: Light red
 - 6: Light red
 - 7: Pale black
- General hose
 - 1: Ash gray
 - 2: Ash gray
 - 3: Black
 - 5: Black

Lengths: 001: 1 m (standard)
003: 3 m
008: 8 m

I.D code: (fuel hose and general purpose hose)

- 30: 3.0 mm
- 35: 3.5 mm
- 45: 4.5 mm
- 50: 5.0 mm
- 55: 5.3 mm, 5.5 mm
- 65: 6.5 mm
- 70: 7.0 mm
- 75: 7.3 mm, 7.5 mm
- 80: 8.0 mm
- 11: 11 mm
- 91: 12 mm (outside dia. 15) mm
- 92: 12 mm (outside dia. 16) mm
- 12: 12 mm (outside dia. 17) mm
- 14: 14 mm
- 17: 17 mm

ID./OD. code: (vinyl hose)

- 01: ID. 2.9, OD. 6.8 mm
- 03: ID. 3.0, OD. 6.0 mm
- 05: ID. 3.5, OD. 6.5 mm
- 07: ID. 4.0, OD. 7.0 mm
- 08: ID. 4.5, OD. 6.5 mm
- 09: ID. 4.5, OD. 8.0 mm
- 12: ID. 5.0, OD. 7.0 mm
- 10: ID. 5.0, OD. 8.0 mm
- 11: ID. 5.0, OD. 9.0 mm
- 14: ID. 6.0, OD. 9.0 mm
- 17: ID. 7.0, OD. 9.0 mm
- 19: ID. 7.0, OD. 11.0 mm
- 21: ID. 8.0, OD. 9.0 mm
- 23: ID. 8.0, OD. 12.0 mm
- 25: ID. 9.0, OD. 11.0 mm
- 27: ID. 9.0, OD. 13.0 mm
- 33: ID. 10.0, OD. 14.0 mm
- 36: ID. 11.0, OD. 13.0 mm
- 37: ID. 11.0, OD. 15.0 mm
- 38: ID. 12.0, OD. 13.0 mm
- 39: ID. 12.0, OD. 14.0 mm
- 40: ID. 12.0, OD. 16.0 mm
- 43: ID. 13.0, OD. 15.0 mm
- 45: ID. 14.0, OD. 18.0 mm
- 50: ID. 16.0, OD. 19.0 mm
- 55: ID. 17.5, OD. 20.5 mm
- 60: ID. 22.0, OD. 27.0 mm

Hose type: 1: Fuel hose
3: Vinyl hose
5: General hose

How to use the flat rate time (F.R.T.)

This F.R.T. (Flat Rate Time) is used to determine the standard labor time allowed for replacement of parts covered by the warranty during the period the warranty is in effect. The F.R.T. for those parts which are not listed herein should be determined from the operation closely related to the replacement of that part.

1. The F.R.T. is based on the following servicing conditions

- a. A liberal allowance is added to the net servicing time.
- b. Standard times specified are based on the condition that the necessary servicing tools listed in the service manual (motorcycle) which describes the Honda service policy are available close at hand and the work performed by a mechanic with normal skill.
- c. Time required for inspection and operational test following the servicing is included in the F.R.T.

2. Method of computing

The job times are listed in tenth of an hour to simplify computation.

(Example) 0.3 = 18 minutes
5.6 = 5 hours and 36 minutes

CONVERSION CHART			
Hours	Minutes	Hours	Minutes
0.1	6	0.6	36
0.2	12	0.7	42
0.3	18	0.8	48
0.4	24	0.9	54
0.5	30	1.0	60

3. Computing the F.R.T.

The following are only examples and do not reflect the actual F.R.T. for this product.

When several jobs are performed at the same time, make the calculation in the following manner.

a. Jobs of non duplicated nature

The F.R.T. for the job is obtained by totalling the F.R.T. for each part replaced.

(Example) Replacement of head cover gasket and oil filter.

Service item	F.R.T.
Packing, cylinder head cover	0.5
Cartridge, oil filter	0.5

The F.R.T. for the job is: $0.5 + 0.5 = 1.0$

b. Jobs of duplicated nature

Take the F.R.T. for the last part to be replaced.

(Example) Replacement of piston and cylinder head gasket.

Service item	F.R.T.
Gasket comp., cylinder head	3.0
Piston	*5.0

The F.R.T. for the job is: 5.0

c. Jobs of partially related nature

Total up the F.R.T. for all of the parts replaced and then subtract the F.R.T. for the duplicated operation (i.e., cylinder head gasket service).

(Example) Replacement of valve and cylinder head.

Service item	F.R.T.
Valve	*3.0
Head assy., cylinder	*4.0
Gasket comp., cylinder head	*2.5

The F.R.T. for the job is: $(3.0 + 4.0) - 2.5 = 4.5$

- The F.R.T. shown with (*) includes engine removal and installation.
- The parts, having the same number of man-hour, are identified by a mark "*", and classified under the title of their representative work.

4. Operations other than replacing parts

a. Removal and installation

No.	Service item	F.R.T.
1	Engine	2.0
2	Cylinder head	2.1
3	Carburetor	0.3
4	Crankcase separation	*5.5

b. Adjustment, measurement and cleaning

Engine

No.	Service item	F.R.T.
1	Spark plug adjustment and cleaning	0.1
2	Carburetor idle adjustment	0.1
3	Engine oil inspection	0.1
4	Compression-pressure measurement	0.1
5	Carburetor float level measurement	0.6
6	Throttle operation adjustment	0.1
7	Ignition timing inspection	0.2
8	Cleaner element cleaning	0.2
9	Clutch adjustment	0.1
10	Oil filter screen cleaning	0.6
11	Valve clearance adjustment	0.5
12	Starter de-compressor adjustment	0.1

Frame

No.	Service item	F.R.T.
1	Front brake air bleeding	0.2
2	Rear brake air bleeding	0.2
3	Brake operation test	0.1
4	Headlight aiming	0.1
5	Drive chain tension adjustment	0.1

c. Overhaul

No.	Service item	F.R.T.
1	Carburetor	1.1

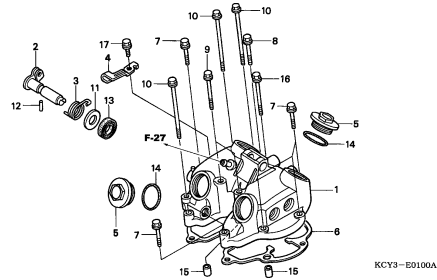
ENGINE GROUP

D 1

E-1

CYLINDER HEAD COVER

E 1

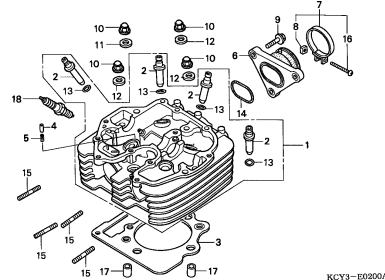


KCY3-E0100A

E-2

CYLINDER HEAD

E 2

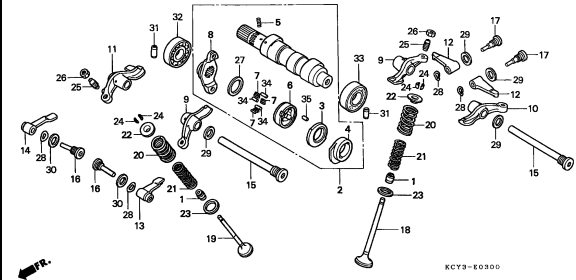


KCY3-E0200A

E-3

CAMSHAFT/VALVE

E 3

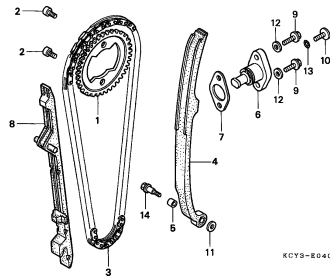


KCY3-E0300

E-4

CAM CHAIN/TENSIONER

E 5

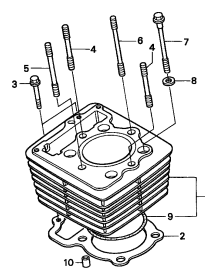


KCY3-E0400

E-5

CYLINDER

E 6

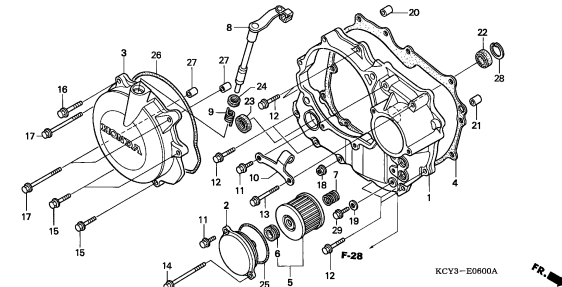


KCY3-E0500

E-6

RIGHT CRANKCASE COVER

E 7

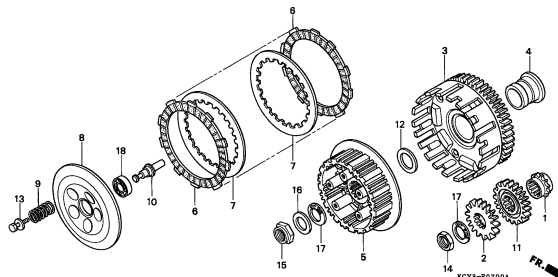


KCY3-E0600A

E-7

CLUTCH

E 9

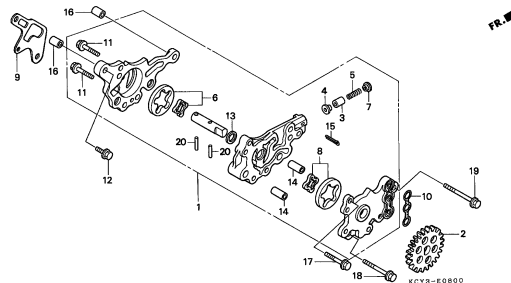


KCY3-E0700A

E-8

OIL PUMP

E10

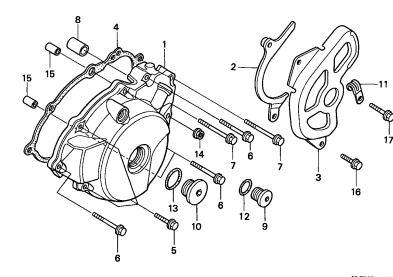


KCY3-E0800

E-9

LEFT CRANKCASE COVER

E11



KCY3-E0900A

2

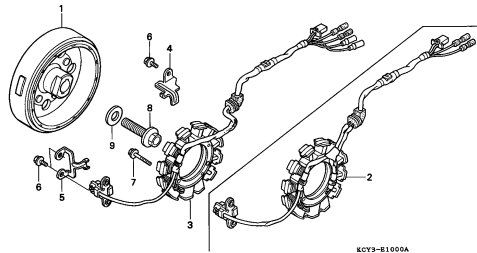
ENGINE GROUP

D 2

E-10

GENERATOR

E12

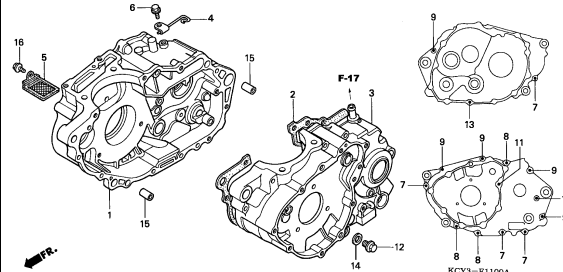


KCY9-E1000A

E-11

CRANKCASE

E13

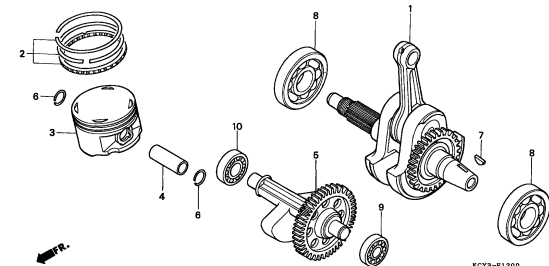


KCY9-E1100A

E-12

CRANKSHAFT/PISTON

E14

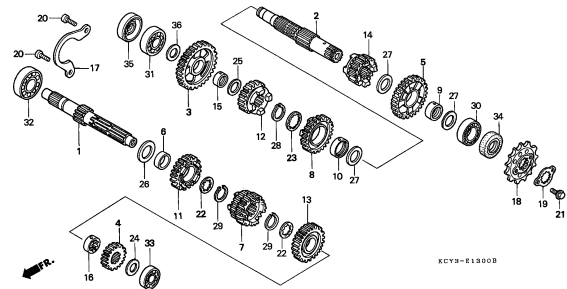


KCY9-E1200

E-13

TRANSMISSION

E15

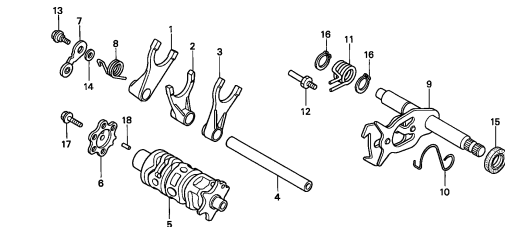


KCY9-E1300B

E-14

SHIFT DRUM/SHIFT FORK

F 1

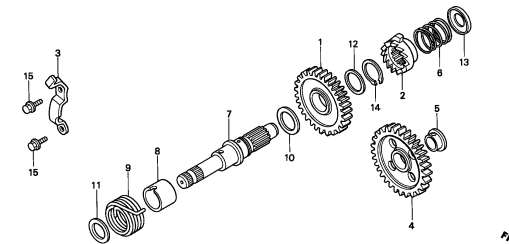


KCY9-E1400

E-15

KICK STARTER SPINDLE

F 2

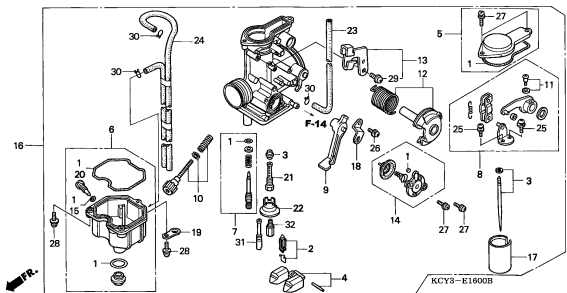


KCY9-E1500

E-16

CARBURETOR

F 3

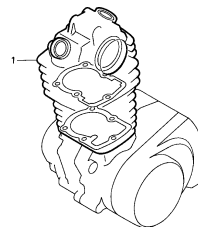


KCY9-E1600B

EOP-1

GASKET KIT A

F 6

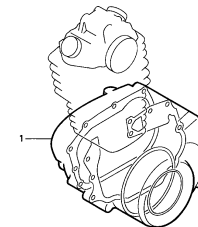


ENG1-X0001

EOP-2

GASKET KIT B

F 7



ENG2-X0001

2

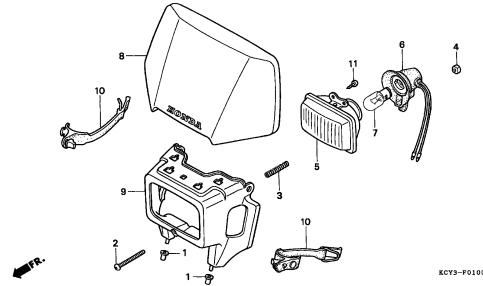
FRAME GROUP

D 3

F-1

HEADLIGHT(CM)

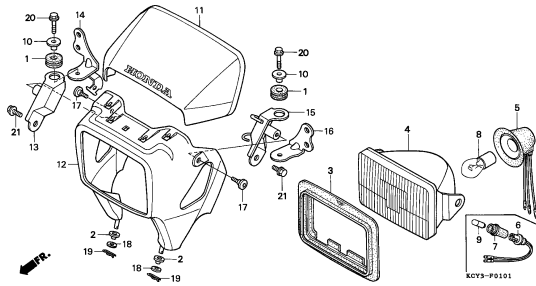
G 1



F-1-1

HEADLIGHT(DK/ED/U)

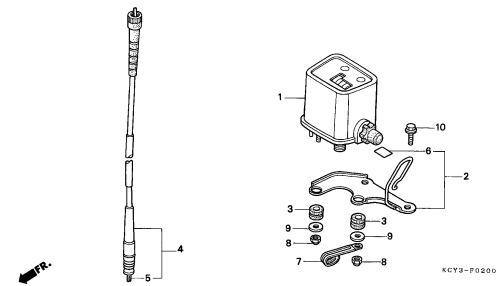
G 2



F-2

METER(CM)

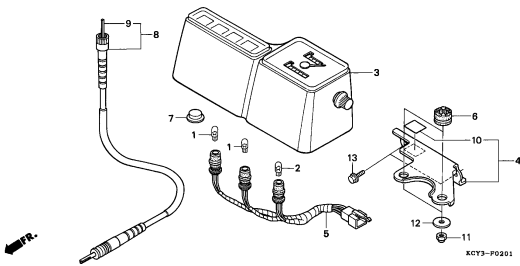
G 4



F-2-1

METER(DK/ED/U)

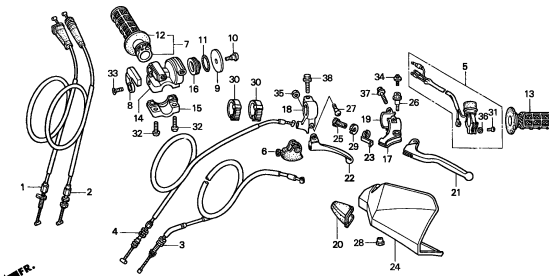
G 5



F-3

HANDLE LEVER/SWITCH/CABLE (CM)

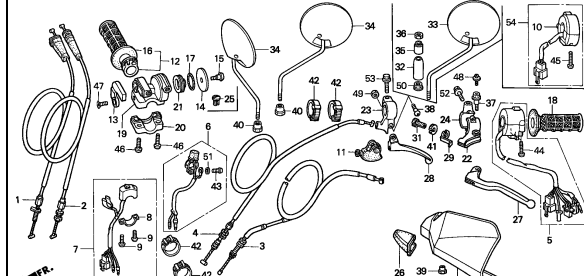
G 6



F-3-1

HANDLE LEVER/SWITCH/CABLE (DK/ED/U)

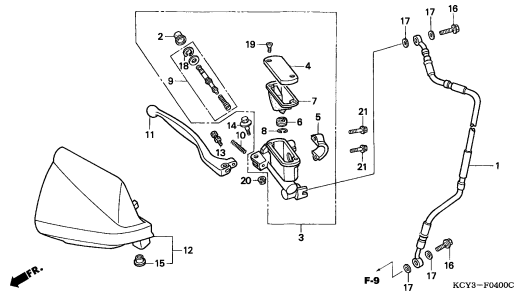
G 8



F-4

FR. BRAKE MASTER CYLINDER (CM)

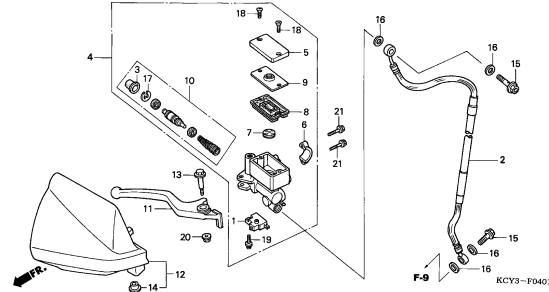
G10



F-4-1

FR. BRAKE MASTER CYLINDER (DK/ED/U)

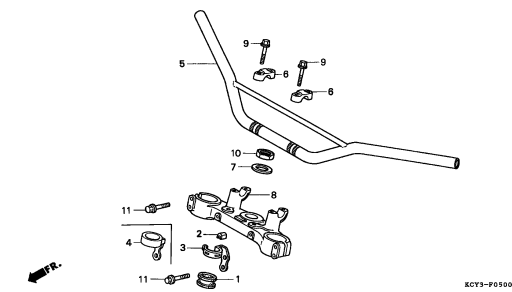
G11



F-5

HANDLE PIPE/TOP BRIDGE

G12



3

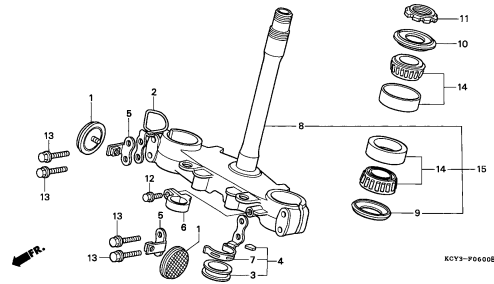
FRAME GROUP

D 4

F-6

STEERING STEM

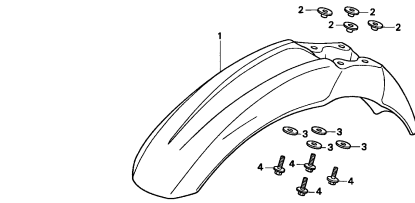
G13



F-7

FRONT FENDER

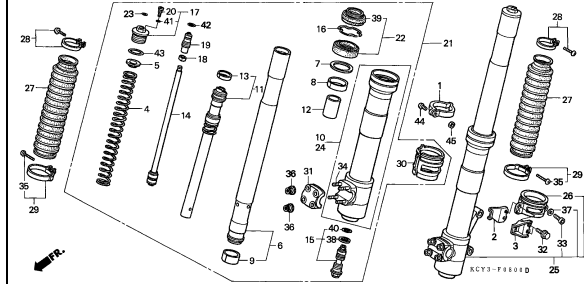
G14



F-8

FRONT FORK

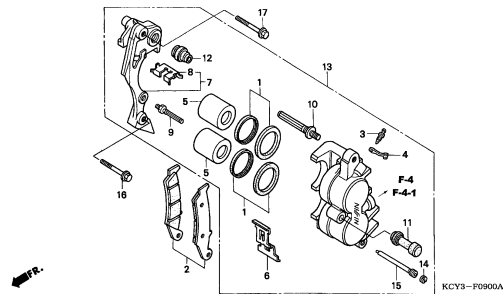
G15



F-9

FRONT BRAKE CALIPER

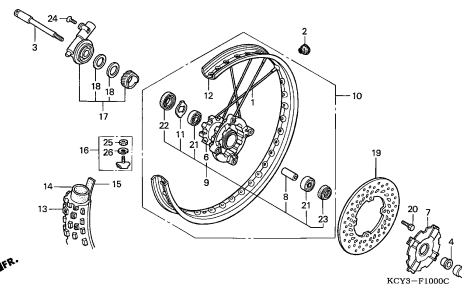
H 2



F-10

FRONT WHEEL

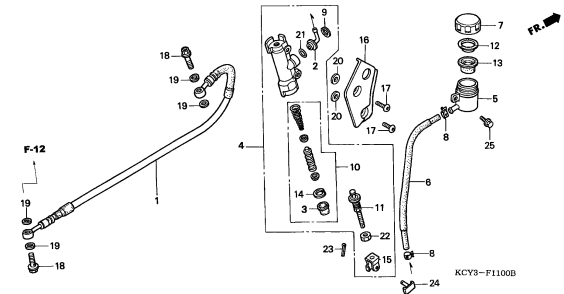
H 4



F-11

REAR BRAKE MASTER CYLINDER

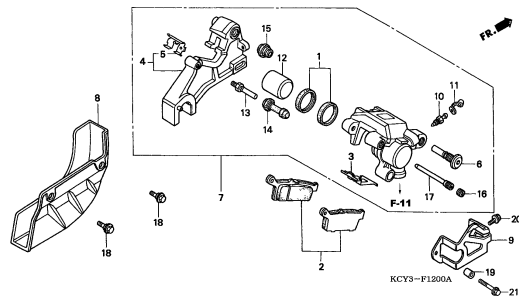
H 6



F-12

REAR BRAKE CALIPER

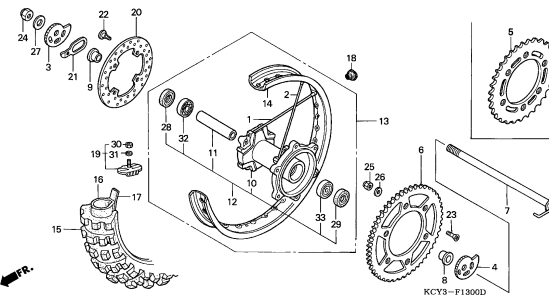
H 8



F-13

REAR WHEEL

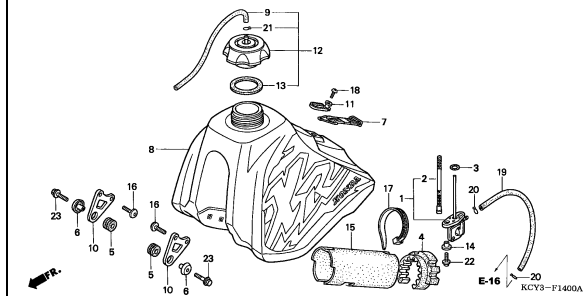
H 9



F-14

FUEL TANK

H11



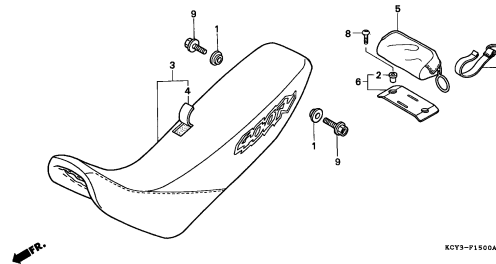
FRAME GROUP

D 5

F-15

SEAT

H13

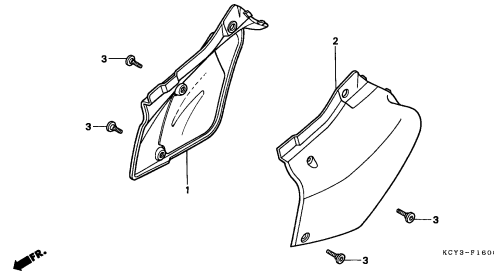


KCY3-F1500A

F-16

SIDE COVER

H14

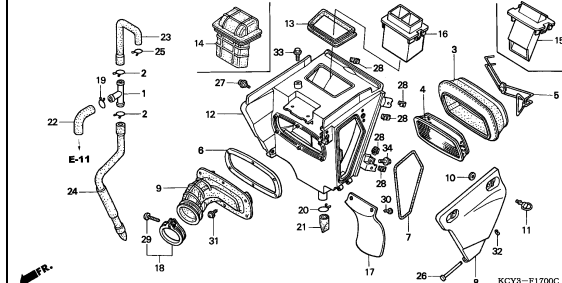


KCY3-F1600

F-17

AIR CLEANER

H15

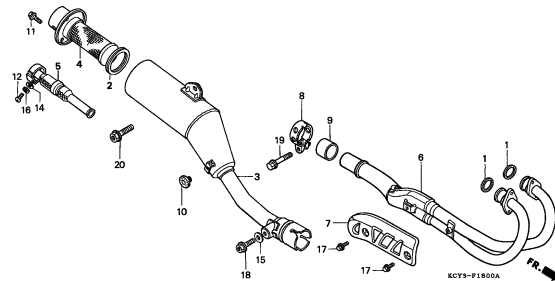


KCY3-F1700C

F-18

EXHAUST MUFFLER

I 1

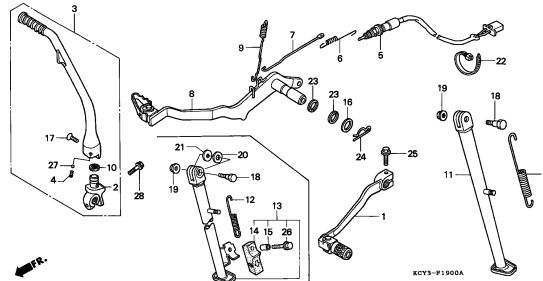


KCY3-F1800A

F-19

PEDAL/KICK STARTER ARM

I 3

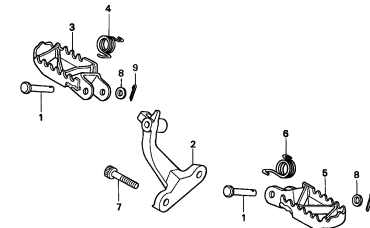


KCY3-F1900A

F-20

STEP

I 5

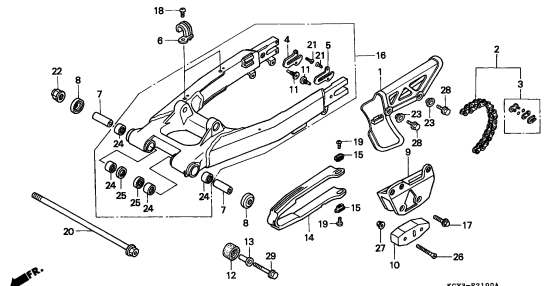


KCY3-F2000A

F-21

SWINGARM/CHAIN CASE

I 6

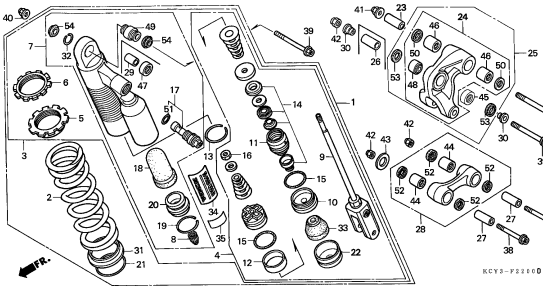


KCY3-F2100A

F-22

REAR CUSHION

I 8

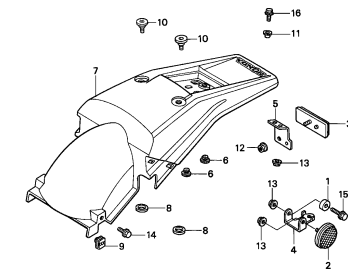


KCY3-F22000

F-23

REAR FENDER(CM)

I10



KCY3-F2300B

3

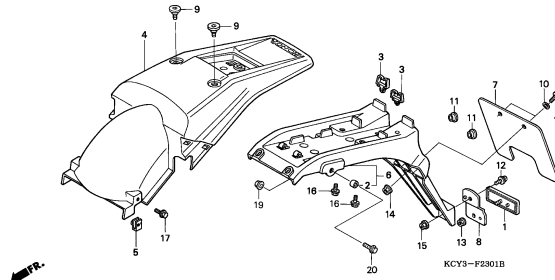
FRAME GROUP

D 6

F-23-1

REAR FENDER
(XR400RT,V,W,X-ED/DK/U)

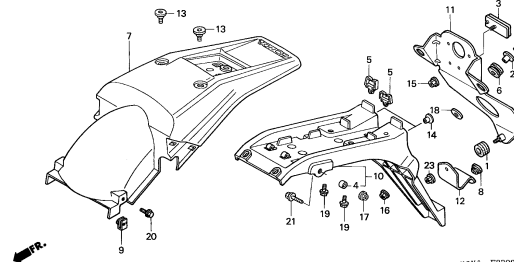
I11



F-23-2

REAR FENDER (XR400RY,1,2,3-ED)

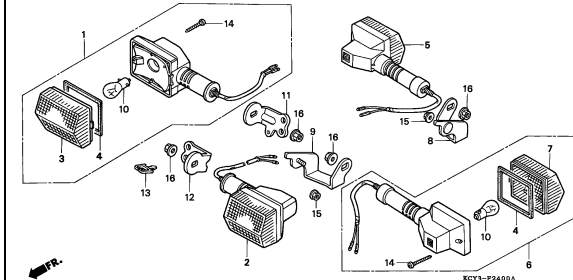
I13



F-24

WINKER(DK/U)

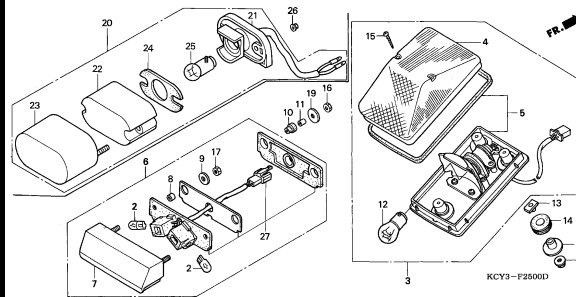
I15



F-25

TAILLIGHT

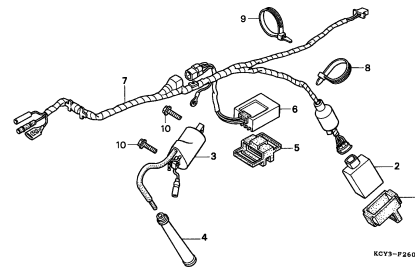
I16



F-26

WIRE HARNESS/IGNITION COIL(CM)

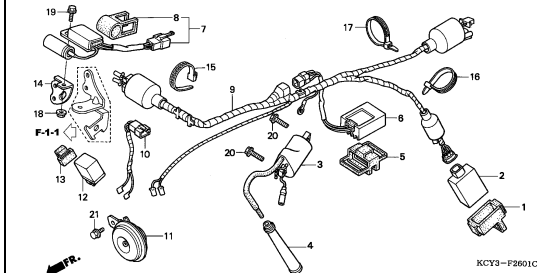
J 2



F-26-1

WIRE HARNESS/IGNITION COIL
(DK/ED/U)

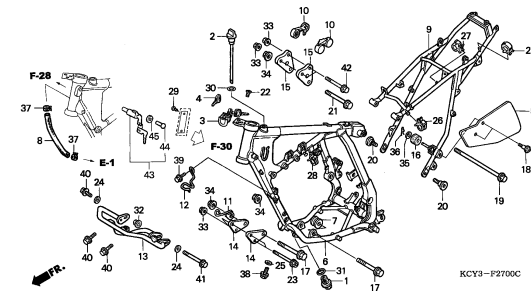
J 3



F-27

FRAME BODY

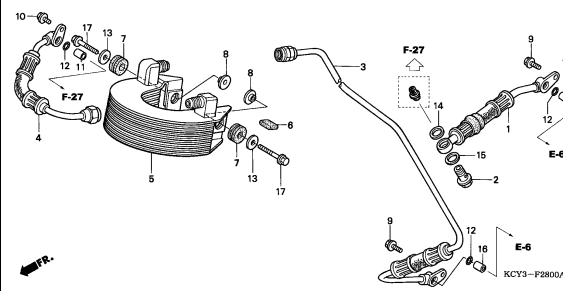
J 5



F-28

OIL COOLER

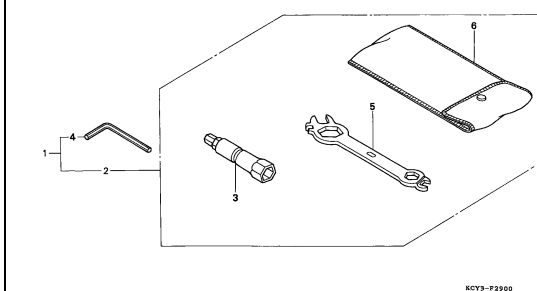
J 8



F-29

TOOLS

J 9



3

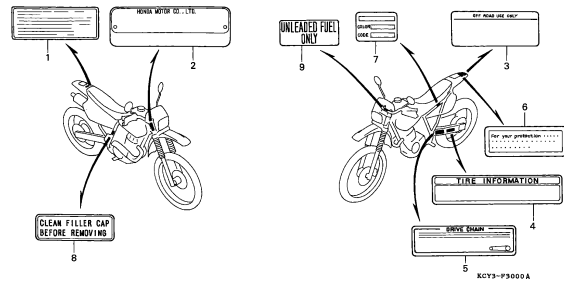
FRAME GROUP

D 7

F-30

CAUTION LABEL

J10

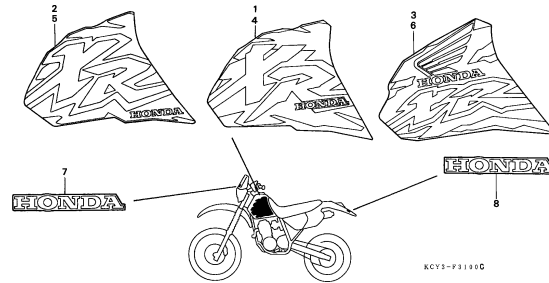


KCY3-P3000A

F-31

MARK(XR400RT/V/W)

J11

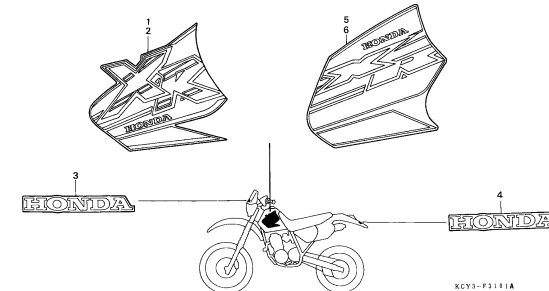


KCY3-P3130G

F-31-1

MARK(XR400RX/Y)

J12

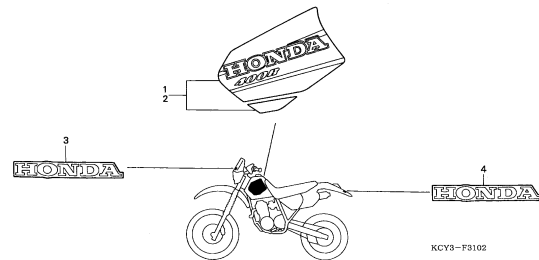


KCY3-P3111A

F-31-2

MARK(XR400R1)

J13

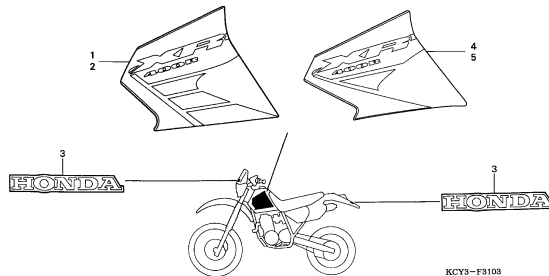


KCY3-P3102

F-31-3

MARK(XR400R2/3)

J14

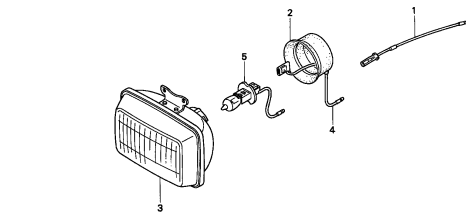


KCY3-F3108

FOP-1

HEADLIGHT UNIT(CM)

J15

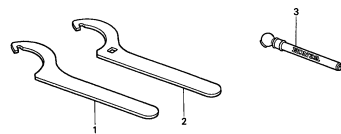


KCY3-Y0100

FOP-2

SPANNER

J16

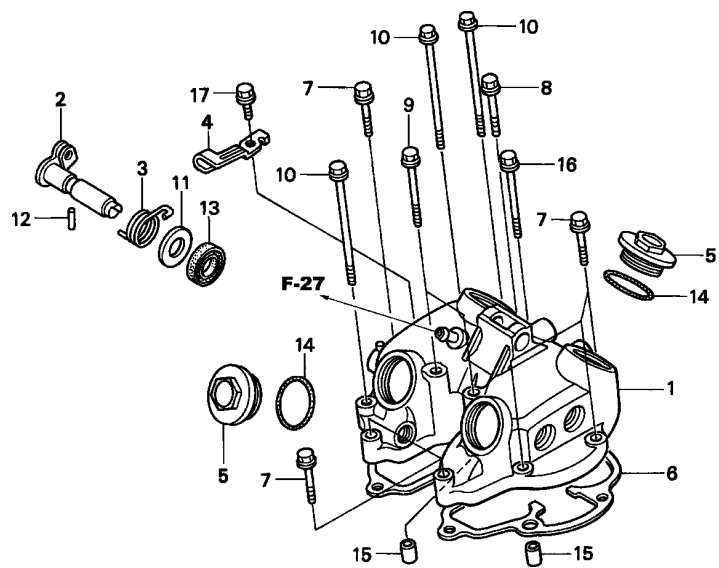


KCY3-Y0200

3

E-1

CYLINDER HEAD COVER

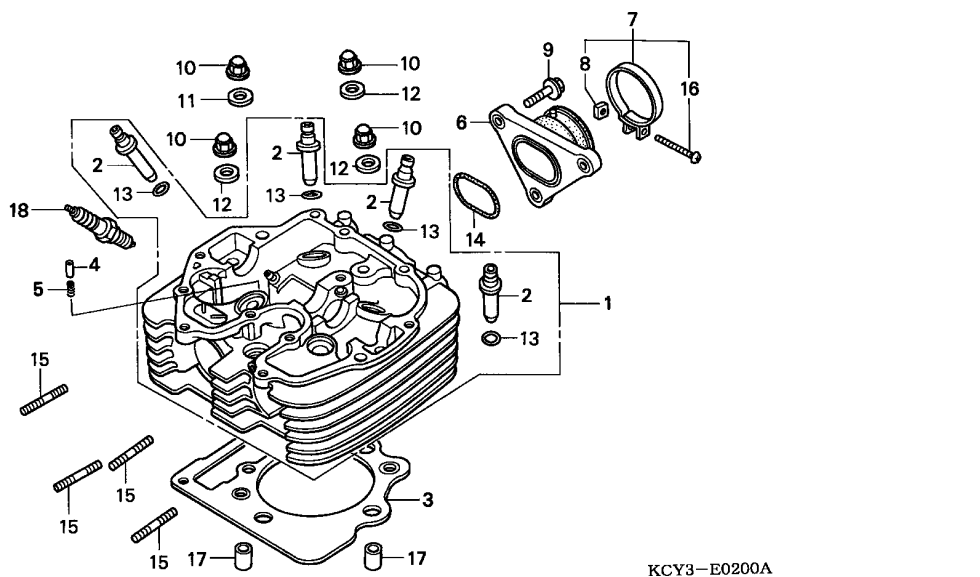


KCY3-E0100A

Service item	F.R.T.
GASKET, HEAD COVER	0.9
LIFTER COMP., VALVE	1.1
.OIL SEAL, 11X16X5	
COVER COMP., CYLINDER HEAD ...	1.6



Ref. No.	Part No.	Description	Reqd. QTY									Serial No.	Parts catalogue code
			T	V	W	XR400R		1	2	3			
1	12310-KCY-670	COVER COMP., CYLINDER HEAD ..	1	1	1	1	1	-	-	-			
	12310-KCY-671	-	-	-	-	-	1	-	-	-----	2413202	
	12310-KCY-672	-	-	-	-	-	-	1	-		2413203	
2	12320-KCE-670	LIFTER COMP., VALVE	1	1	1	1	1	1	1	1			
3	12321-KCE-670	SPRING, VALVE LIFTER	1	1	1	1	1	1	1	1			
4	12326-KK1-000	RECEIVER, DECOMPRESSION CABLE	1	1	1	1	1	1	1	1			
5	12361-KK0-000	CAP, TAPPET ADJUSTING HOLE ..	4	4	4	4	4	4	4	4			
6	12391-KCY-671	GASKET, HEAD COVER	1	1	1	1	1	1	1	1			
7	90004-GHB-700	BOLT, FLANGE, 6X35(NSHF)	6	6	6	6	6	6	6	6			
8	90004-GHB-710	BOLT, FLANGE, 6X40(NSHF)	1	1	1	1	1	1	1	1			
9	90004-GHB-760	BOLT, FLANGE, 6X65(NSHF)	2	2	2	2	2	2	2	2			
10	90084-KCY-670	BOLT, FLANGE, 6X118(NSHF) ...	3	3	3	3	3	3	3	3			
11	90408-KCY-670	WASHER, THRUST, 11X20X1	1	1	1	1	1	1	1	1			
12	91101-KCY-670	DOWEL PIN, 4X31.1	1	1	1	1	1	1	1	1			
13	91202-MG3-003	OIL SEAL, 11X16X5(ARAI)	1	1	1	1	1	1	1	1			
14	91301-428-003	O-RING, 35.5X3(NOK)	4	4	4	4	4	4	4	4			
15	94301-08140	DOWEL PIN, 8X14	2	2	2	2	2	2	2	2			
16	95701-08070-00	BOLT, FLANGE, 8X70	1	1	1	1	1	1	1	1			
17	96001-06016-07	BOLT, FLANGE, 6X16	1	1	1	1	1	1	1	1			

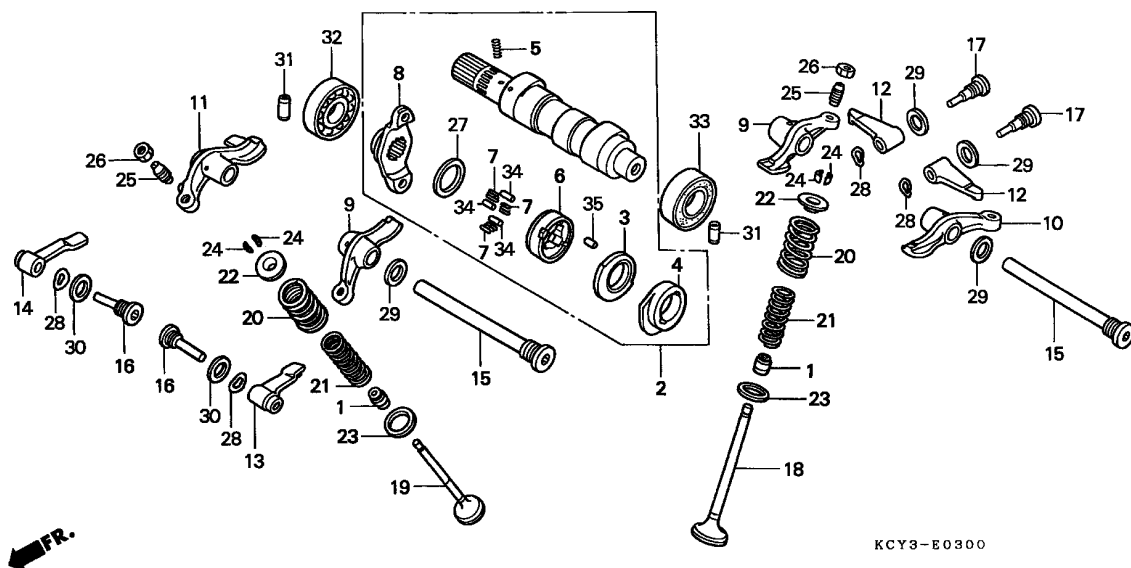


KCY3-E0200A

Service item	F.R.T.
PLUG, SPARK	0.1
BOLT, STUD, 8X22	0.3
(ADD 0.1 FOR EACH.)	
INSULATOR, CARBURETOR	
GASKET, CYLINDER HEAD	2.1
GUIDE, VALVE	2.7
(INC. REAMING)	
(ADD 0.3 FOR EACH.)	
(EXC. VALVE REFACING)	
(ADD MORE 0.2 IF PERFORMED.)	
HEAD COMP., CYLINDER	3.3

Ref. No.	Part No.	Description	Reqd. QTY									Serial No.	Parts catalogue code
			T	V	W	XR400R		1	2	3			
1	12200-KCY-670	HEAD COMP., CYLINDER	1	1	1	1	1	1	1	1			
2	12231-KN5-305	GUIDE, VALVE (O.S)	4	4	4	4	4	4	4	4			
3	12251-KCY-671	GASKET, CYLINDER HEAD	1	1	1	-	-	-	-	-			
	12251-MBV-003	-	-	-	1	-	-	-	-	2309847		
			-	-	-	-	1	-	-	-	2309848		
4	14125-KV2-940	PLUNGER, CAM SETTING	1	1	1	1	1	1	1	1			
5	14126-KV2-940	SPRING, PLUNGER	1	1	1	1	1	1	1	1			
6	16211-KCY-670	INSULATOR, CARBURETOR	1	1	1	1	1	1	1	1			
	16211-KCY-650	1	1	1	1	1	1	1	1		CM,DK,ED	
7	16217-MW0-000	BAND A, INSULATOR	1	1	1	1	1	1	1	1			
8	16222-MV4-300	NUT, SQUARE, 5MM	1	1	1	1	1	1	1	1		U	
9	90004-GHB-670	BOLT, FLANGE, 6X25 (NSHF)	3	3	3	3	3	3	3	3			
10	90202-HA0-000	NUT, FLANGE CAP, 10MM	4	4	4	4	4	4	4	4			
11	90453-KAS-900	WASHER, 10X25X4	1	1	1	1	1	1	1	1			
12	90453-KCY-670	WASHER, PLAIN, 10MM	3	3	3	3	3	3	3	3			
13	91301-200-000	O-RING, 10X1.6	4	4	4	4	4	4	4	4			
14	91303-397-000	O-RING, 45X2.5	1	1	1	1	1	1	1	1			
15	92900-08022-0B	BOLT, STUD, 8X22	4	4	4	4	4	4	4	4			
16	93500-05032-0G	SCREW, PAN, 5X32	1	1	1	1	1	1	1	1			
17	94301-12200	DOWEL PIN, 12X20	2	2	2	2	2	2	2	2			
18	98061-58616	PLUG, SPARK (DPR8Z) (NGK)	1	1	1	1	1	1	1	1			
	98061-58626	PLUG, SPARK (X24GPR-U) (DENSO)	1	1	1	1	1	1	1	1			
	98061-59616	PLUG, SPARK (DPR9Z) (NGK)	(1)	(1)	(1)	(1)	(1)	(1)	(1)	(1)			
	98061-59626	PLUG, SPARK (X27GPR-U) (DENSO)	(1)	(1)	(1)	(1)	(1)	(1)	(1)	(1)			



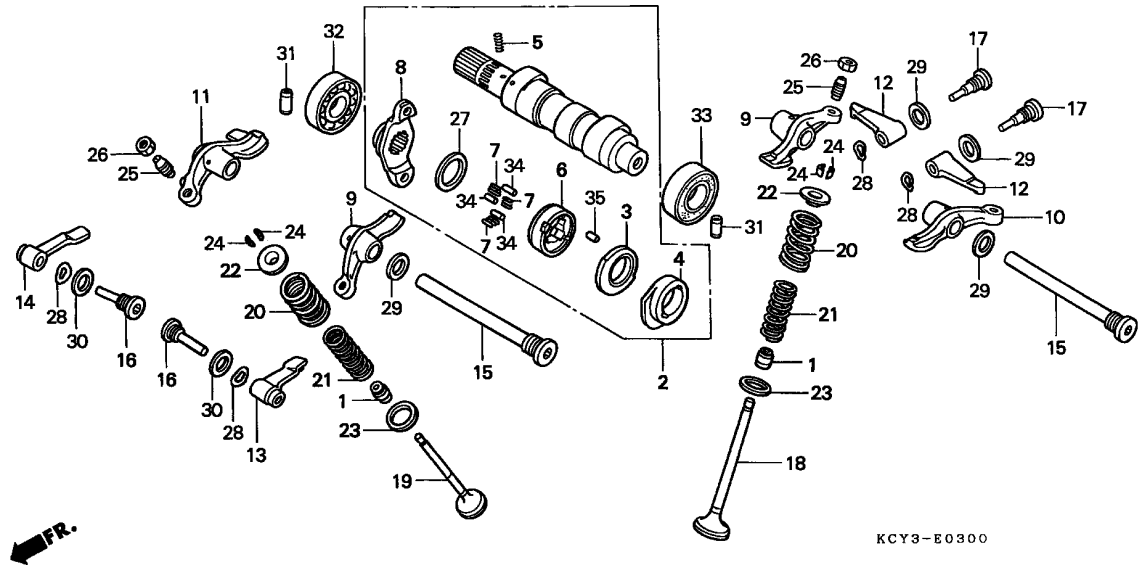


Service item	F.R.T.
ARM, IN. VALVE SUB ROCKER (ADD 0.1 FOR EACH.) (WHEN SERVICING COMP., UNIT, F.R.T. IS 1.4)	1.2
ARM, ROCKER (ADD 0.1 FOR EACH.) (WHEN SERVICING COMP., UNIT, F.R.T. IS 1.5)	1.3
BEARING, RADIAL BALL (SAME TIME FOR TWO UNITS)	1.5
CAMSHAFT ASSY.	2.3
SPRING, VALVE (ADD 0.1 FOR EACH.) (INC. RELATIVE PART)	2.4
VALVE (ADD 0.2 FOR EACH.) (INC. REFACING) (EXC. VALVE GUIDE REPLACEMENT)	

KCY3-E0300

Ref. No.	Part No.	Description	Reqd. QTY									Serial No.	Parts catalogue code
			T	V	W	XR400R							
			X	Y	1	2	3						
1	12209-KL4-005	SEAL, VALVE STEM (NOK)	4	4	4	4	4	4	4	4	4		
2	14000-KCY-670	CAMSHAFT ASSY.	1	1	1	1	1	1	1	1	1		
3	14102-MN1-670	CAM, REVERSE	1	1	1	1	1	1	1	1	1		
4	14105-KCY-670	PLATE, DECOMPRESSION CAM	1	1	1	1	1	1	1	1	1		
5	14106-MN1-670	SPRING, DECOMPRESSION	1	1	1	1	1	1	1	1	1		
6	14121-KAS-900	OUTER, DECOMPRESSION CLUTCH	1	1	1	1	1	1	1	1	1		
7	14122-KV2-940	SPRING, ROLLER	3	3	3	3	3	3	3	3	3		
8	14325-KV2-942	FLANGE, CAM SPROCKET	1	1	1	1	1	1	1	1	1		
9	14411-KCY-670	ARM A, ROCKER	2	2	2	2	2	2	2	2	2		
10	14421-KCY-670	ARM B, ROCKER	1	1	1	1	1	1	1	1	1		
11	14431-KCY-670	ARM C, ROCKER	1	1	1	1	1	1	1	1	1		
12	14445-KFO-000	ARM, IN. VALVE SUB ROCKER	2	2	2	2	2	2	2	2	2		
13	14446-KFO-000	ARM, L. EX. VALVE SUB ROCKER	1	1	1	1	1	1	1	1	1		
14	14447-KFO-000	ARM, R. EX. VALVE SUB ROCKER	1	1	1	1	1	1	1	1	1		
15	14451-KCY-670	BOLT, ROCKER ARM SHAFT	2	2	2	2	2	2	2	2	2		
16	14455-KCY-670	SHAFT A, SUB ROCKER ARM	2	2	2	2	2	2	2	2	2		
17	14456-KCY-670	SHAFT B, SUB ROCKER ARM	2	2	2	2	2	2	2	2	2		
18	14711-KCY-670	VALVE, IN.	2	2	2	2	2	2	2	2	2		
19	14721-KCY-670	VALVE, EX.	2	2	2	2	2	2	2	2	2		
20	14751-KCY-670	SPRING, VALVE OUTER	4	4	4	4	4	4	4	4	4		
21	14761-KG0-003	SPRING, VALVE INNER	4	4	4	4	4	4	4	4	4		
22	14771-107-020	RETAINER, VALVE SPRING	4	4	4	4	4	4	4	4	4		
23	14775-KCY-670	SEAT, VALVE SPRING OUTER	4	4	4	4	4	4	4	4	4		
24	14781-HA0-770	COTTER, VALVE	8	8	8	8	8	8	8	8	8		
25	90012-MG3-000	SCREW, TAPPET ADJUSTING	4	4	4	4	4	4	4	4	4		

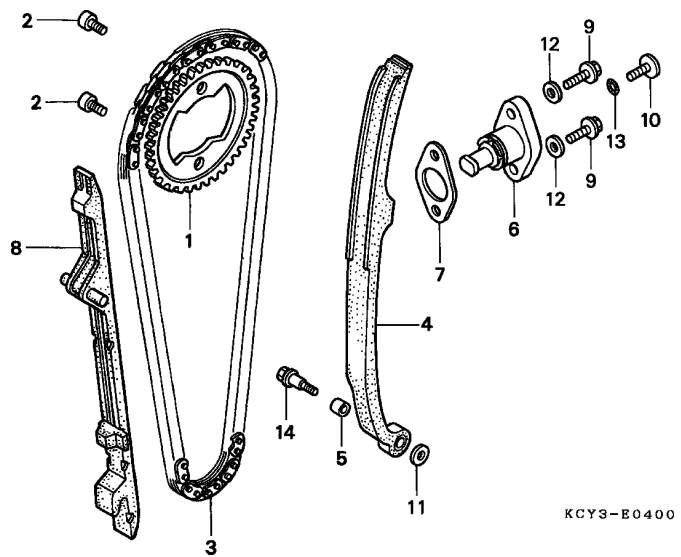
2



KCY3-E0300

Ref. No.	Part No.	Description	Reqd. QTY									Serial No.	Parts catalogue code
			T	V	W	XR400R							
						X	Y	1	2	3			
26	90206-590-000	NUT, TAPPET ADJUSTING	4	4	4	4	4	4	4	4			
27	90401-MN1-670	WASHER, THRUST, 17X22X0.75 ..	1	1	1	1	1	1	1	1			
28	90406-KFO-003	WASHER, WAVE	4	4	4	4	4	4	4	4			
29	90544-KFO-000	WASHER, SEALING, 14MM	4	4	4	4	4	4	4	4			
30	90545-KFO-000	WASHER, 12MM	2	2	2	2	2	2	2	2			
31	90701-KFO-000	DOWEL PIN, 10X18	2	2	2	2	2	2	2	2			
32	91002-MN1-671	BEARING, RADIAL BALL, 18X37X9 (NTN)	1	1	1	1	1	1	1	1			
33	91003-KFO-008	BEARING, RADIAL BALL, 6904 ..	1	1	1	1	1	1	1	1			
34	91101-KV2-940	ROLLER, DECOMPRESSION CLUTCH	3	3	3	3	3	3	3	3			
35	96220-40090	ROLLER, 4X9	1	1	1	1	1	1	1	1			

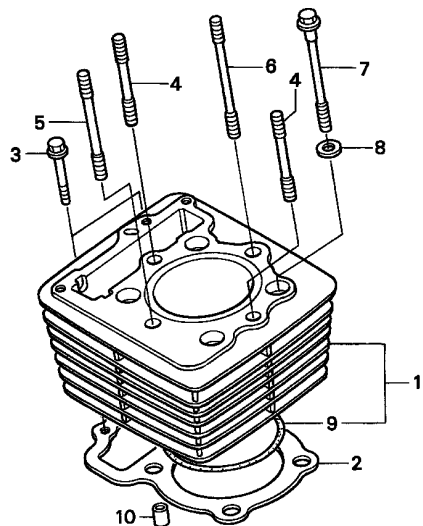




Service item	F.R.T.
LIFTER ASSY., TENSIONER	0.3
SPROCKET, CAM	1.2
GUIDE COMP., CAM CHAIN	2.1
TENSIONER, CAM CHAIN	2.4
CHAIN, CAM	2.5

FR.

Ref. No.	Part No.	Description	Reqd. QTY									Serial No.	Parts catalogue code	
			T	V	W	X	Y	1	2	3				
1	14321-MN1-670	SPROCKET, CAM (38T)	1	1	1	1	1	1	1	1	1	1		
2	14322-MAN-620	BOLT, SPECIAL KNOCK, 7X9.5	2	2	2	2	2	2	2	2	2	2		
3	14401-KCY-671	CHAIN, CAM (112L) (BORG WARNER)	1	1	1	1	1	1	1	1	1	1		
4	14511-KCY-670	TENSIONER, CAM CHAIN	1	1	1	1	1	1	1	1	1	1		
5	14515-KFO-000	COLLAR, TENSIONER, 6X9	1	1	1	1	1	1	1	1	1	1		
6	14520-KCY-671	LIFTER ASSY., TENSIONER	1	1	1	1	1	1	1	1	1	1		
7	14523-KBB-901	GASKET, TENSIONER LIFTER	1	1	1	1	1	1	1	1	1	1		
8	14620-KCY-670	GUIDE COMP., CAM CHAIN	1	1	1	1	1	1	1	1	1	1		
9	90004-GHB-630	BOLT, FLANGE, 6X16 (NSHF)	2	2	2	2	2	2	2	2	2	2		
10	90005-KY7-000	SCREW, PAN, 6X6	1	1	1	1	1	1	1	1	1	1		
11	90417-360-000	WASHER, DRUM STOPPER	1	1	1	1	1	1	1	1	1	1		
12	90463-ML7-000	WASHER, SEALING, 6.5MM	2	2	2	2	2	2	2	2	2	2		
13	91306-MG3-000	O-RING, 1.5X9.5	1	1	1	1	1	1	1	1	1	1		
14	95701-06025-08	BOLT, FLANGE, 6X25	1	1	1	1	1	1	1	1	1	1		



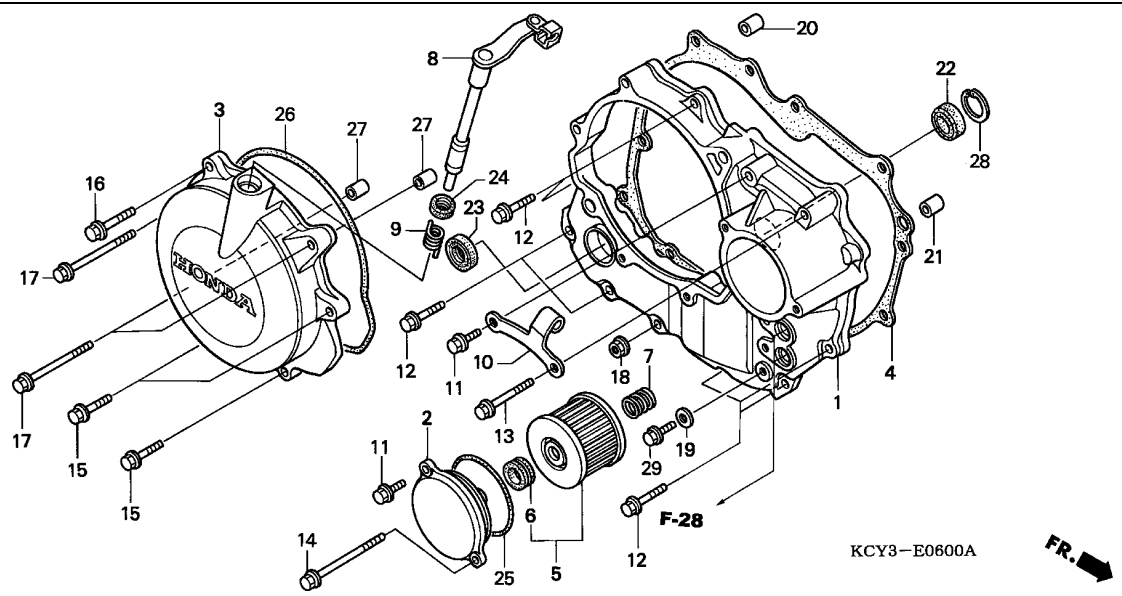
Service item	F.R.T.
GASKET, CYLINDER	2.4
CYLINDER COMP.	2.5

Ref. No.	Part No.	Description	Reqd. QTY									Serial No.	Parts catalogue code
			T	V	W	XR400R		1	2	3			
						X	Y						
1	12100-KCY-670	CYLINDER COMP.	1	1	1	1	1	1	1	1	1	1	1
2	12191-KCY-671	GASKET, CYLINDER	1	1	1	1	1	1	1	1	1	1	1
3	90004-GHB-690	BOLT, FLANGE, 6X32(NSHF)	2	2	2	2	2	2	2	2	2	2	2
4	90081-KCY-670	BOLT, STUD, 10X60	2	2	2	2	2	2	2	2	2	2	2
5	90082-KCY-670	BOLT, STUD, 10X73	1	-	-	-	-	-	-	-	-	-	-
	90085-KGO-981	-	1	1	1	1	1	1	1	1	1	1
6	90083-KCY-670	BOLT, STUD, 10X92	1	-	-	-	-	-	-	-	-	-	-
	90083-KGO-981	-	1	1	1	1	1	1	1	1	1	1
7	90085-KCY-670	BOLT, FLANGE, 10X100	4	4	4	4	4	4	4	4	4	4	4
8	90410-KFO-000	WASHER, 10MM	4	4	4	4	4	4	4	4	4	4	4
9	91302-356-000	O-RING, CYLINDER, 88X2	1	1	1	1	1	1	1	1	1	1	1
10	94301-12200	DOWEL PIN, 12X20	2	2	2	2	2	2	2	2	2	2	2



E-6

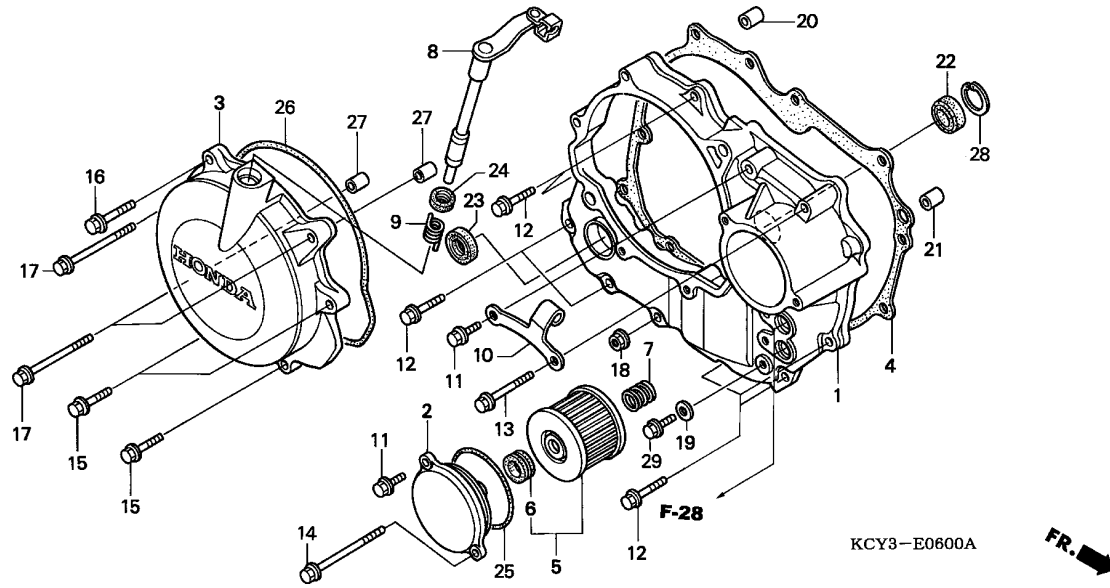
RIGHT CRANKCASE COVER



Service item	F.R.T.
ELEMENT, OIL FILTER (INC. RELATIVE PART)	0.2
.GASKET, CLUTCH COVER	
COVER COMP., CLUTCH	0.3
.LEVER COMP., CLUTCH (INC. RELATIVE PART)	
GASKET, R. COVER	0.6
OIL SEAL, 14X22X5	0.7
.OIL SEAL, 18X29X7	
COVER, R. CRANKCASE	0.9

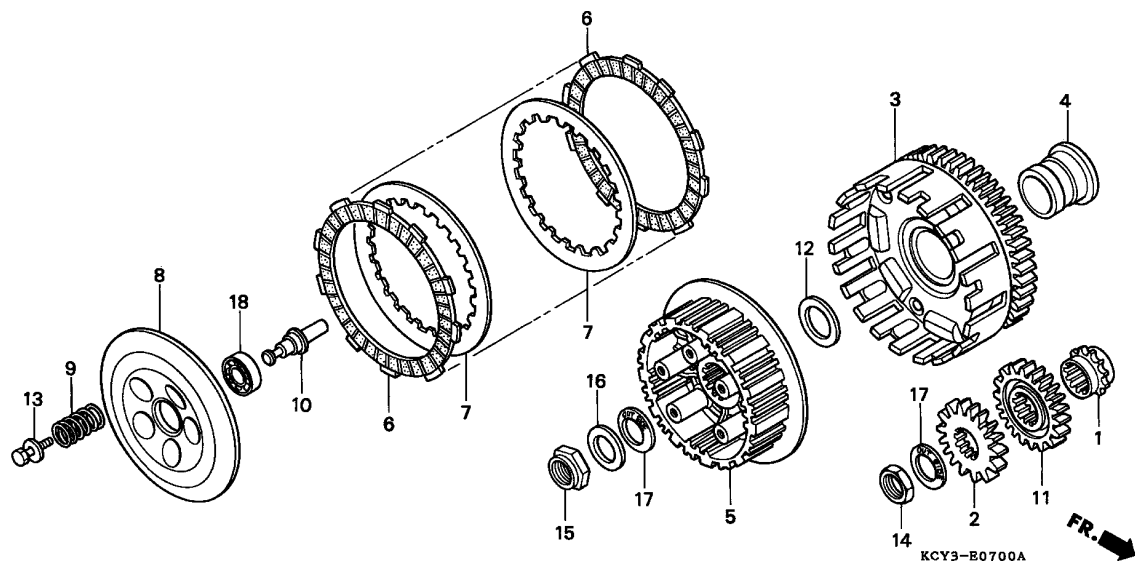
Ref. No.	Part No.	Description	Reqd. QTY									Serial No.	Parts catalogue code
			T	V	W	XR400R							
1	11331-KCY-670	COVER, R. CRANKCASE	1	1	1	-	-	-	-	-	-	-	
	11331-KCY-671	-	-	-	1	1	1	1	1	1	1	
2	11333-KCY-670	COVER, OIL FILTER	1	1	1	1	1	1	1	1	1	1	
3	11350-KCY-670	COVER COMP., CLUTCH	1	1	1	1	-	-	-	-	-	-	
	11350-KCY-A10	-	-	-	-	1	1	1	1	1	1	
4	11394-KCY-670	GASKET, R. COVER	1	1	1	-	-	-	-	-	-	-	
	11394-KCY-671	-	-	-	1	1	1	1	1	1	1	
5	15412-KFO-020	ELEMENT, OIL FILTER	1	1	1	1	1	1	1	1	1	1	
6	15413-MC8-000	RUBBER, FILTER	1	1	1	1	1	1	1	1	1	1	
7	15414-KFO-000	SPRING, OIL FILTER ELEMENT	1	1	1	1	1	1	1	1	1	1	
		SETTING	1	1	1	1	1	1	1	1	1	1	
8	22810-KCY-670	LEVER COMP., CLUTCH	1	1	1	1	-	1	1	-	-	-	
		-	-	-	-	-	1	1	-	-	-	----- 2415586
		-	-	-	-	-	-	-	1	-	-	----- 2415586 CM,DK,ED
		-	-	-	-	-	-	-	1	-	-	----- 2501262 U
	22810-KCY-671	-	-	-	-	1	1	-	-	-	-	----- 2415587
		-	-	-	-	-	-	1	-	-	-	----- 2415587 CM,DK,ED
		-	-	-	-	-	-	1	-	-	-	----- 2501263 U
9	22815-KM7-700	SPRING, CLUTCH LEVER	1	1	1	1	1	1	1	1	1	1	
10	22838-KCY-670	RECEIVER, CLUTCH CABLE	1	1	1	1	1	1	1	1	1	1	
11	90004-GHB-630	BOLT, FLANGE, 6X16(NSHF)	2	2	2	2	2	2	2	2	2	2	
12	90004-GHB-680	BOLT, FLANGE, 6X28(NSHF)	7	7	7	7	7	7	7	7	7	7	
13	90004-GHB-720	BOLT, FLANGE, 6X45(NSHF)	1	1	1	1	1	1	1	1	1	1	
14	90004-GHB-780	BOLT, FLANGE, 6X75(NSHF)	1	1	1	1	1	1	1	1	1	1	
15	90005-GHB-670	BOLT, FLANGE, 6X25(NSHF)	3	3	3	3	3	3	3	3	3	3	

2



Ref. No.	Part No.	Description	Reqd. QTY									Serial No.	Parts catalogue code
			T	V	W	XR400R		1	2	3			
						X	Y						
16	90005-GHB-690	BOLT, FLANGE, 6X32(NSHF)	1	1	1	1	1	1	1	1	1		
17	90005-GHB-760	BOLT, FLANGE, 6X65(NSHF)	3	3	3	3	3	3	3	3	3		
18	90301-473-003	NUT, U, 6MM	1	1	1	1	1	1	1	1	1		
19	90463-ML7-000	WASHER, SEALING, 6.5MM	1	1	1	1	1	1	1	1	1		
20	90704-KL4-000	DOWEL PIN, 8X14	1	1	1	1	1	1	1	1	1		
21	91101-KFO-000	DOWEL PIN, 6X19	1	1	1	1	1	1	1	1	1		
22	91201-KFO-003	OIL SEAL, 14X22X5(ARAI)	1	1	1	1	1	1	1	1	1		
23	91202-KKO-003	OIL SEAL, 18X29X7(ARAI)	1	1	1	-	-	-	-	-	-		
	91202-KCY-761	OIL SEAL, 20X30X7	-	-	-	1	1	1	1	1	1		
24	91204-KKO-003	OIL SEAL, 12X18X5(ARAI)	1	1	1	1	1	1	1	1	1		
25	91302-KFO-003	O-RING, 54X2.4(ARAI)	1	1	1	1	1	1	1	1	1		
26	91311-KCY-670	GASKET, CLUTCH COVER	1	1	1	1	1	1	1	1	1		
27	94301-08100	DOWEL PIN, 8X10	2	2	2	2	2	2	2	2	2		
28	94520-24000	CIRCLIP, INTERNAL, 24MM	1	1	1	1	1	1	1	1	1		
29	95701-06012-00	BOLT, FLANGE, 6X12	1	1	1	1	1	1	1	1	1		





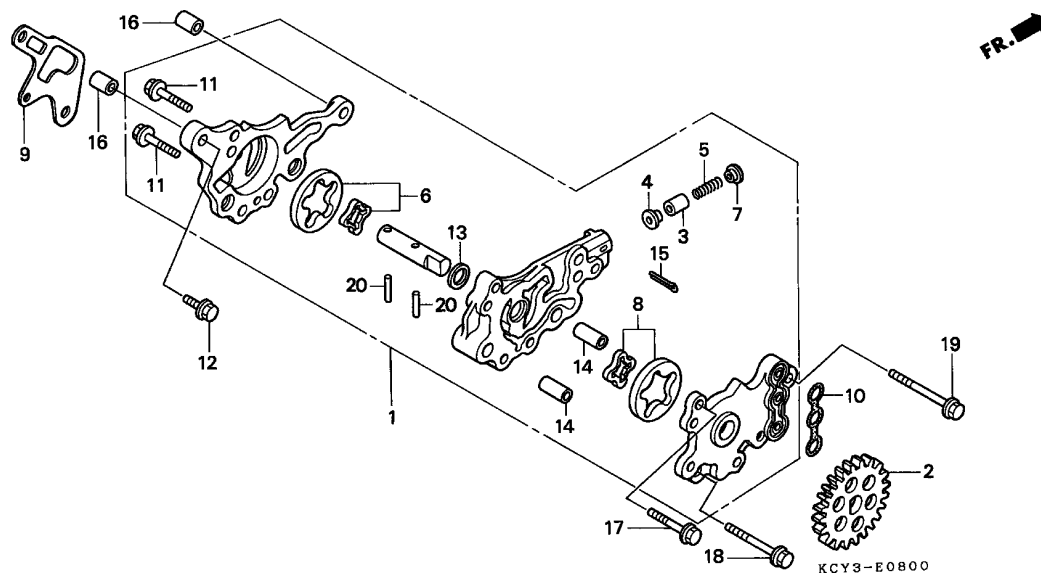
Service item	F.R.T.
SPRING, CLUTCH	0.3
(SAME TIME FOR TWO UNITS OR MORE)	
DISK, CLUTCH FRICTION	0.4
(INC. RELATIVE PART) (SAME TIME FOR TWO UNITS OR MORE)	
.PLATE COMP., CLUTCH PRESSURE (INC. RELATIVE PART)	
CENTER, CLUTCH	0.5
.OUTER COMP., CLUTCH GEAR, PRIMARY DRIVE	1.0
.GEAR, PUMP DRIVE	
SPROCKET, TIMING	2.3

Ref. No.	Part No.	Description	Reqd. QTY									Serial No.	Parts catalogue code
			T	V	W	X	Y	1	2	3			
1	14312-KCZ-000	SPROCKET, TIMING (19T)	1	1	1	1	1	1	1	1	1		
2	15130-KCY-670	GEAR, PUMP DRIVE	1	-	-	-	-	-	-	-	-	-----	2003023
	15130-KCY-671	GEAR, PUMP DRIVE (23T)	1	-	-	-	-	-	-	-	-	2003024	
3	22100-KCY-670	OUTER COMP., CLUTCH	-	1	1	1	1	1	1	1	1		
4	22116-KFO-000	GUIDE, CLUTCH OUTER	1	1	1	1	1	1	1	1	1		
5	22121-KCY-670	CENTER, CLUTCH	1	1	1	1	1	1	1	1	1		
6	22201-MAL-600	DISK, CLUTCH FRICTION	7	7	7	7	7	7	7	7	7		
7	22321-KFO-770	PLATE, CLUTCH	6	6	6	6	6	6	6	6	6		
8	22350-KCY-670	PLATE COMP., CLUTCH PRESSURE	1	1	1	1	1	1	1	1	1		
9	22401-MS8-000	SPRING, CLUTCH	5	-	-	-	-	-	-	-	-		
	22401-MM9-000	-	5	5	5	5	5	5	5	5		
10	22847-KCY-671	PIN, CLUTCH LIFTER	1	1	1	1	1	1	1	-	-		
	22847-KCY-672	-	-	-	-	-	-	-	1	1		
11	23121-KCY-670	GEAR, PRIMARY DRIVE	1	-	-	-	-	-	-	-	-	-----	2003023
	23121-KCY-671	GEAR, PRIMARY DRIVE (23T) ...	1	-	-	-	-	-	-	-	-	2003024	
12	52143-KZ3-860	WASHER, SWINGARM SIDE	-	1	1	1	1	1	1	1	1		
13	90022-MM5-000	BOLT-WASHER, 6X25	1	1	1	1	1	1	1	1	1		
14	90235-KA4-000	NUT, 18MM	5	5	5	5	5	5	5	5	5		
15	90236-HA0-000	NUT, LOCK, 18MM	1	1	1	1	1	1	1	1	1		
16	90432-428-000	WASHER, LOCK	1	1	1	1	1	1	1	1	1		
17	90501-ML3-910	WASHER, 18X32X2	2	2	2	2	2	2	2	2	2		
18	91008-KCY-671	BEARING, RADIAL BALL, C3 6903	1	1	1	1	1	1	1	1	1		

E-8

OIL PUMP

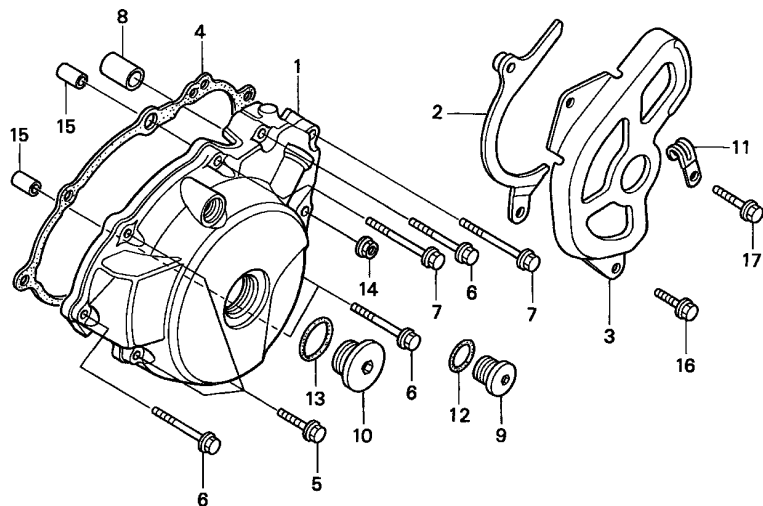
E10



Service item	F.R.T.
GEAR, OIL PUMP DRIVEN	0.6
PUMP ASSY., OIL	1.1
(INC. RELATIVE PART)	

Ref. No.	Part No.	Description	Reqd. QTY									Serial No.	Parts catalogue code	
			T	V	W	XR400R		1	2	3				
1	15100-KCY-670	PUMP ASSY., OIL	1	1	1	1	1	1	1	1	1	1		
2	15105-KCY-670	GEAR, OIL PUMP DRIVEN (27T) .	1	1	1	1	1	1	1	1	1	1		
3	15106-MG3-000	VALVE, OIL LEAK STOPPER	1	1	1	1	1	1	1	1	1	1		
4	15107-MG3-000	SEAL, OIL LEAK STOPPER	1	1	1	1	1	1	1	1	1	1		
5	15108-MG3-000	SPRING, OIL LEAK STOPPER	1	1	1	1	1	1	1	1	1	1		
6	15110-KCY-305	ROTOR SET A, OIL PUMP	1	1	1	1	1	1	1	1	1	1		
7	15111-MG3-000	SEAT B, SPRING	1	1	1	1	1	1	1	1	1	1		
8	15120-KCZ-305	ROTOR SET, OIL PUMP	1	1	1	1	1	1	1	1	1	1		
9	15151-KCY-671	SEAT, OIL PUMP	1	1	1	1	1	1	1	1	1	1		
10	15152-KCY-670	SEAL, RUBBER	1	1	1	1	1	1	1	1	1	1		
11	90003-GAV-701	BOLT, 6X25	2	2	2	2	2	2	2	2	2	2		
12	90004-GHB-630	BOLT, FLANGE, 6X16 (NSHF)	1	1	1	1	1	1	-	-	-	-		
	96001-06016-07	BOLT, FLANGE, 6X16	-	-	-	-	-	-	1	1	1	1		
13	90456-333-000	WASHER, THRUST, 11MM	1	1	1	1	1	1	1	1	1	1		
14	90701-KCY-670	DOWEL PIN, 8X19	2	2	2	2	2	2	2	2	2	2		
15	94201-30200	PIN, SPLIT, 3.0X20	1	1	1	1	1	1	1	1	1	1		
16	94301-08140	DOWEL PIN, 8X14	2	2	2	2	2	2	2	2	2	2		
17	95701-06030-00	BOLT, FLANGE, 6X30	1	1	1	1	1	1	1	1	1	1		
18	95701-06040-00	BOLT, FLANGE, 6X40	1	1	1	1	1	1	1	1	1	1		
19	95701-06050-00	BOLT, FLANGE, 6X50	1	1	1	1	1	1	1	1	1	1		
20	96220-40158	ROLLER, 4X15.8	2	2	2	2	2	2	2	2	2	2		

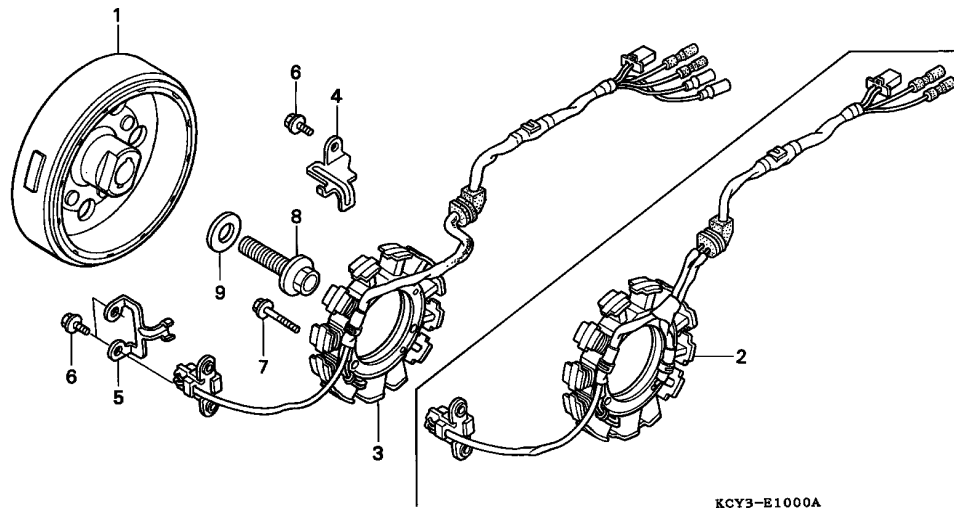
2



KCY3-E0900A

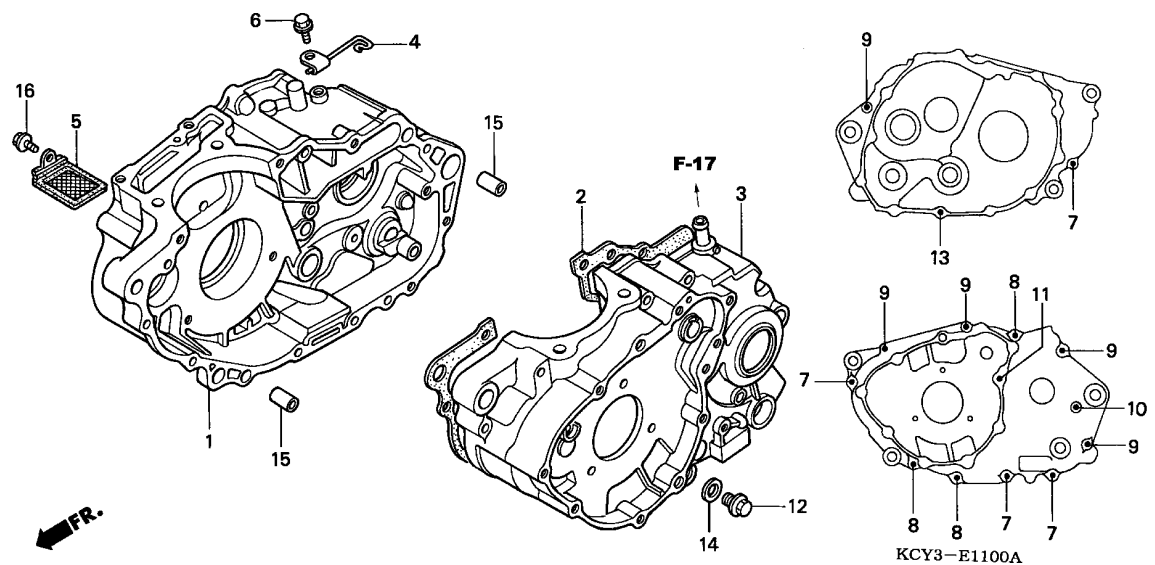
Service item	F.R.T.
COVER, DRIVE SPROCKET	0.1
GASKET, L. COVER	0.4
COVER COMP., L. CRANKCASE	0.5

Ref. No.	Part No.	Description	Reqd. QTY									Serial No.	Parts catalogue code	
			T	V	W	XR400R								
			X	Y	1	2	3							
1	11340-KCY-670	COVER COMP., L. CRANKCASE ...	1	1	1	1	-	-	-	-	-	-		
	11340-KCY-A10	-	-	-	-	1	1	1	1	1	1		
2	11352-KCY-670	GUIDE COMP., DRIVE CHAIN	1	1	1	1	1	1	1	1	1	1		
3	11361-KCY-670	COVER, DRIVE SPROCKET	1	1	1	1	1	1	1	1	1	1		
4	11395-KCY-671	GASKET, L. COVER	1	1	1	1	1	1	1	1	1	1		
5	90004-GHB-680	BOLT, FLANGE, 6X28(NSHF)	3	3	3	3	3	3	3	3	3	3		
6	90004-GHB-710	BOLT, FLANGE, 6X40(NSHF)	4	4	4	4	4	4	4	4	4	4		
7	90004-GHB-730	BOLT, FLANGE, 6X50(NSHF)	2	2	2	2	2	2	2	2	2	2		
8	90037-KCY-670	DOWEL PIN, 15X25	1	1	1	1	1	1	1	1	1	1		
9	90084-MN8-010	CAP, 14MM	1	1	1	1	1	1	1	1	1	1		
10	90087-HB5-000	CAP, 30MM	1	1	1	1	1	1	1	1	1	1		
11	90601-KJ9-000	CLIP, 4X50	1	1	1	1	1	1	1	1	1	1		
12	91303-377-000	O-RING, 13.8X2.5	1	1	1	1	1	1	1	1	1	1		
13	91305-KFO-003	O-RING, 27X2(ARAI)	1	1	1	1	1	1	1	1	1	1		
14	94050-06000	NUT, FLANGE, 6MM	1	1	1	1	1	1	1	1	1	1		
15	94301-10200	PIN A, DOWEL, 10X20	2	2	2	2	2	2	2	2	2	2		
16	96001-06016-07	BOLT, FLANGE, 6X16	1	1	1	1	1	1	1	1	1	1		
17	96001-06028-07	BOLT, FLANGE, 6X28	1	1	1	1	1	1	1	1	1	1		



Service item	F.R.T.
FLYWHEEL COMP.	0.6
STATOR COMP.	0.7

Ref. No.	Part No.	Description	Reqd. QTY							Serial No.	Parts catalogue code			
			T	V	W	X	Y	1	2			3		
1	31110-KCY-671	FLYWHEEL COMP.	1	1	-	-	-	-	-	-	-	-	-	-
	31110-KCY-761	-	-	1	1	1	1	1	1	1	1	1	----- DK,ED,U
2	31120-KCY-651	STATOR COMP.	1	1	1	1	1	1	1	1	1	1	1	----- CM
3	31120-KCY-671	STATOR COMP.	1	1	1	1	1	1	1	1	1	1	1	----- DK,ED,U
4	32111-KCY-670	CLAMPER, CORD	1	1	1	1	1	1	1	1	1	1	1	----- CM
5	32112-KCY-670	CLAMPER, PULSE GENERATOR CORD	1	1	1	1	1	1	1	1	1	1	1	
6	90004-GHB-630	BOLT, FLANGE, 6X16(NSHF)	3	3	3	3	3	3	3	3	3	3	3	
7	90004-GHB-680	BOLT, FLANGE, 6X28(NSHF)	3	3	3	3	3	3	3	3	3	3	3	
8	90023-471-000	BOLT, FLANGE, 12X50	1	1	1	1	1	1	1	1	1	1	1	
9	90401-KCY-670	WASHER, 12.5X30X5	1	1	1	1	1	1	1	1	1	1	1	



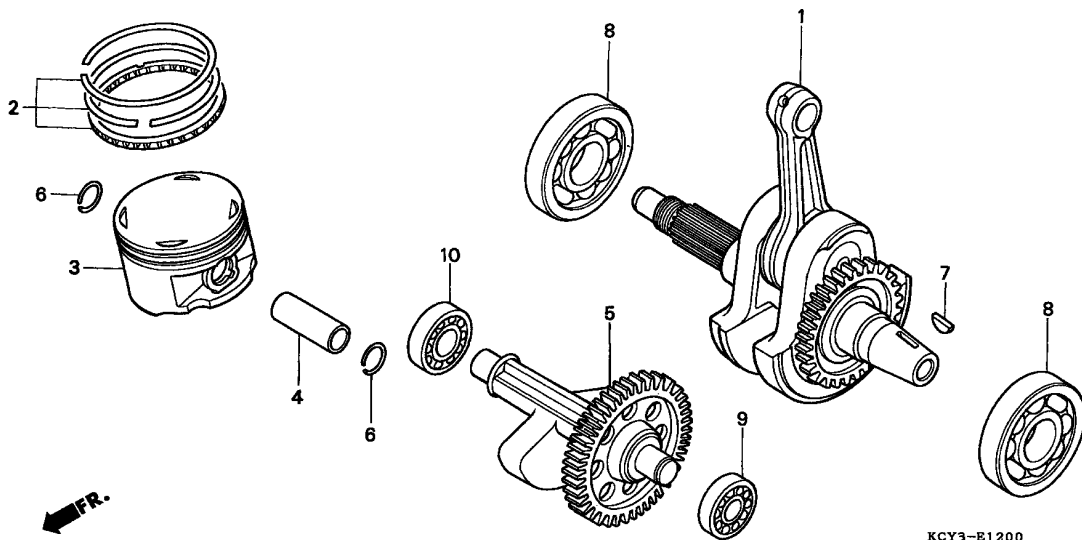
Service item	F.R.T.
SCREEN, OIL FILTER	0.6
GASKET, CRANKCASE	*5.5
CRANKCASE COMP., R.	*6.1
CRANKCASE COMP., L.	*6.7

Ref. No.	Part No.	Description	Reqd. QTY									Serial No.	Parts catalogue code
			T	V	W	XR400R		1	2	3			
1	11100-KCY-670	CRANKCASE COMP., R.	1	1	1	1	1	1	1	1	1		
2	11191-KCY-670	GASKET, CRANKCASE	1	1	1	1	1	1	1	1	1		
3	11200-KCY-670	CRANKCASE COMP., L.	1	1	1	1	1	1	1	1	1		
4	11355-KCY-670	CLAMPER A, TUBE	1	1	1	1	1	1	1	1	1		
5	15421-MN1-671	SCREEN, OIL FILTER (KOYO) ...	1	1	1	1	1	1	1	1	1		
6	90004-GHB-630	BOLT, FLANGE, 6X16(NSHF)	1	1	1	1	1	1	1	1	1		
7	90004-GHB-700	BOLT, FLANGE, 6X35(NSHF)	4	4	4	4	4	4	4	4	4		
8	90004-GHB-730	BOLT, FLANGE, 6X50(NSHF)	3	3	3	3	3	3	3	3	3		
9	90004-GHB-760	BOLT, FLANGE, 6X65(NSHF)	5	5	5	5	5	5	5	5	5		
10	90004-GHB-790	BOLT, FLANGE, 6X80(NSHF)	1	1	1	1	1	1	1	1	1		
11	90011-KCY-670	BOLT, SPECIAL STUD	1	1	1	1	1	1	1	1	1		
12	90131-883-000	BOLT, DRAIN PLUG, 12X15	1	1	1	1	1	1	1	1	1		
13	92900-06025-0B	BOLT, STUD, 6X25	1	1	1	1	1	1	1	1	1		
14	94109-12000	WASHER, DRAIN PLUG, 12MM	1	1	1	1	1	1	1	1	1		
15	94301-10160	DOWEL PIN, 10X16	2	2	2	2	2	2	2	2	2		
16	95701-06012-00	BOLT, FLANGE, 6X12	1	1	1	1	1	1	1	1	1		

E-12

CRANKSHAFT/PISTON

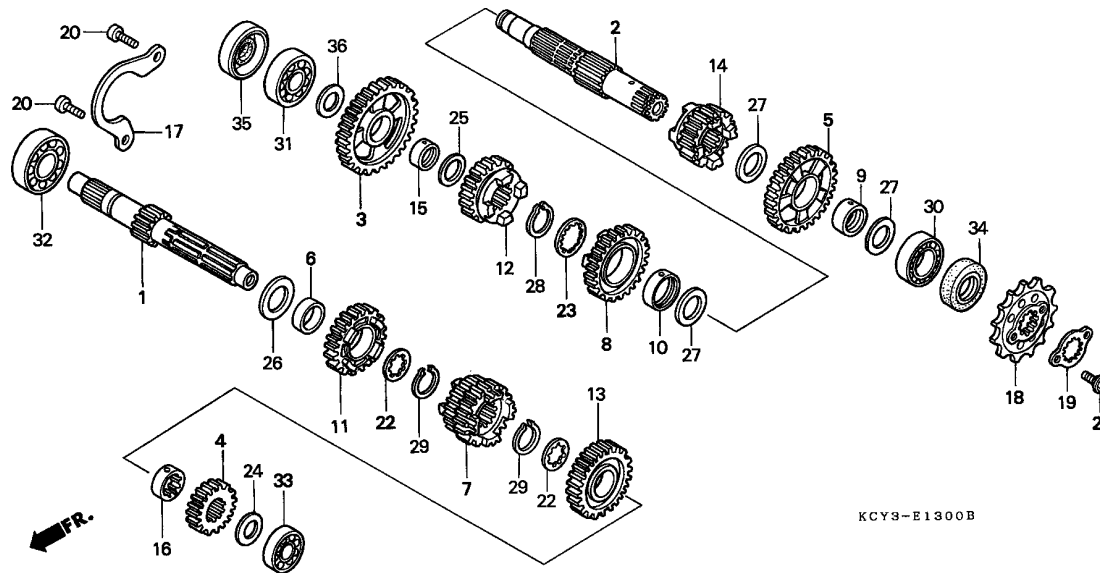
E14



Service item	F.R.T.
PIN, PISTON	2.5
PISTON	2.6
.RING SET, PISTON	
BEARING, RADIAL BALL, 6302 ...	*5.7
(L. SIDE 6.2)	
SHAFT COMP., BALANCER	*6.1
BEARING, CRANKSHAFT	*6.3
(ADD 0.2 FOR EACH.)	
CRANKSHAFT COMP.	*6.4

Ref. No.	Part No.	Description	Reqd. QTY							Serial No.	Parts catalogue code			
			T	V	W	X	Y	1	2			3		
1	13000-KCY-670	CRANKSHAFT COMP.	1	1	1	-	-	-	-	-	-	-	-	-
	13000-KCY-671	-	-	-	1	-	-	-	-	-	-	-	----- 2307479
	13000-KCY-672	-	-	-	-	1	1	1	1	1	1	1	2307480
2	13011-KCY-670	RING SET, PISTON (STD.)	1	1	1	1	1	1	1	1	1	1	1	
	13021-KCY-670	RING SET, PISTON (0.25)	(1)	(1)	(1)	(1)	(1)	(1)	(1)	(1)	(1)	(1)	(1)	
	13031-KCY-670	RING SET, PISTON (0.50)	(1)	(1)	(1)	(1)	(1)	(1)	(1)	(1)	(1)	(1)	(1)	
3	13101-KCY-670	PISTON (STD.)	1	1	1	1	1	1	1	1	1	1	1	
	13102-KCY-670	PISTON (0.25)	(1)	(1)	(1)	(1)	(1)	(1)	(1)	(1)	(1)	(1)	(1)	
	13103-KCY-670	PISTON (0.50)	(1)	(1)	(1)	(1)	(1)	(1)	(1)	(1)	(1)	(1)	(1)	
4	13111-KCY-670	PIN, PISTON	1	1	1	1	1	1	1	1	1	1	1	
5	13420-KCY-670	SHAFT COMP., BALANCER (37T) ..	1	1	1	1	1	1	1	1	1	1	1	
6	90601-KA5-000	CLIP, PISTON PIN, 1.2X20	2	2	2	2	2	2	2	2	2	2	2	
7	90701-KAS-900	KEY, SPECIAL WOODRUFF, 25X18 ..	1	1	1	1	1	1	1	1	1	1	1	
8	91001-KFO-018	BEARING, CRANKSHAFT	2	2	2	2	2	2	2	2	2	2	2	
9	91006-KKO-771	BEARING, RADIAL BALL, 6313 ..	1	1	1	1	1	1	1	1	1	1	1	
10	91007-KFO-018	BEARING, RADIAL BALL, 6302 ..	1	1	1	1	1	1	1	1	1	1	1	

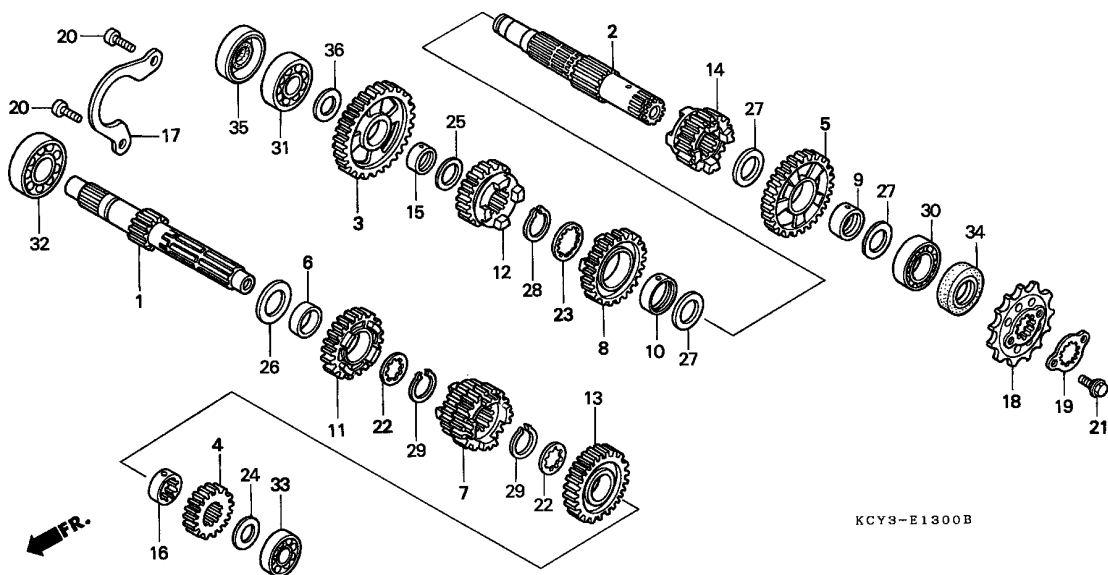
2



KCY3-E1300B

Service item	F.R.T.
SPROCKET, DRIVE	0.2
COUNTERSHAFT COMP.	*5.7
(INC. RELATIVE PART)	
(WHEN SERVICING COMP., UNIT,	
F.R.T. IS 5.9)	
.MAINSHAFT, TRANSMISSION	
(INC. RELATIVE PART)	

Ref. No.	Part No.	Description	Reqd. QTY								Serial No.	Parts catalogue code
			T	V	W	XR400R		1	2	3		
						X	Y					
1	23211-KCY-670	MAINSHAFT, TRANSMISSION (13T)	1	1	1	1	1	1	1	1	1	
2	23220-KCY-670	COUNTERSHAFT COMP.	1	1	1	-	-	-	-	-	-	
	23220-KCY-671	-	-	-	1	1	1	1	1	1	
3	23411-KCY-670	GEAR, COUNTERSHAFT LOW (34T)	1	1	1	1	1	1	1	1	1	
4	23421-KCY-670	GEAR, MAINSHAFT SECOND (19T)	1	1	1	1	-	-	-	-	-	
	23421-KCY-671	-	-	-	-	1	1	1	1	1	
5	23431-KCY-670	GEAR, COUNTERSHAFT SECOND										
		(35T)	1	1	1	1	-	-	-	-	-	
	23431-KCY-671	-	-	-	-	1	1	1	1	1	
6	23432-HM3-670	BUSH, 22X25X10	1	1	1	1	1	1	1	1	1	
7	23441-KCY-670	GEAR, MAINSHAFT THIRD (20T)	1	1	1	1	1	1	1	1	1	
8	23451-KCY-670	GEAR, COUNTERSHAFT THIRD (28T)	1	1	1	1	1	1	1	1	1	
9	23452-HCO-000	BUSH, COUNTERSHAFT THIRD	1	1	1	1	1	1	1	1	1	
10	23452-KCY-670	BUSH, COUNTERSHAFT THIRD	1	1	1	1	1	1	1	1	1	
11	23461-KCY-670	GEAR, MAINSHAFT FOURTH (25T)	1	1	1	1	1	1	1	1	1	
12	23471-KCY-670	GEAR, COUNTERSHAFT FOURTH										
		(28T)	1	1	1	1	1	1	1	1	1	
13	23481-KCY-670	GEAR, MAINSHAFT FIFTH (27T)	1	1	1	1	1	1	1	1	1	
14	23491-KCY-670	GEAR, COUNTERSHAFT FIFTH (25T)	1	1	1	1	1	1	1	1	1	
15	23502-KA2-000	BUSH, 20MM	1	1	1	1	1	1	1	1	1	
16	23512-KY1-000	COLLAR, SPLINE, 22X14	1	-	-	-	-	-	-	-	-	
			-	1	-	-	-	-	-	-	-	2106824
	23512-KEA-000	-	1	-	-	-	-	-	-	-	2106825
			-	-	1	1	1	1	1	1	1	
17	23521-KCY-670	PLATE, BEARING SETTING	1	1	1	1	1	1	1	1	1	
18	23801-KCY-670	SPROCKET, DRIVE (15T)	1	1	1	1	1	1	1	1	1	

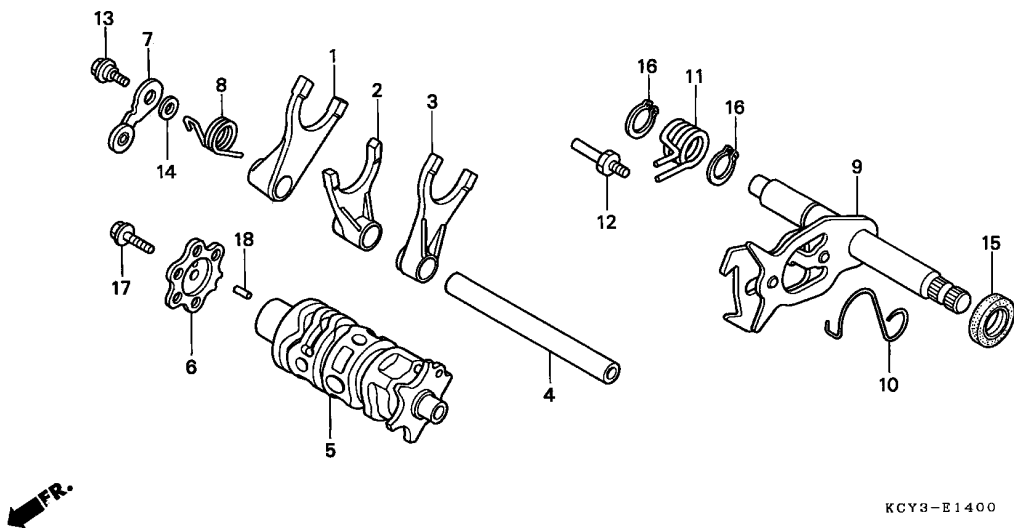


Ref. No.	Part No.	Description	Reqd. QTY									Serial No.	Parts catalogue code
			T	V	W	XR400R		1	2	3			
						X	Y						
19	23802-KAE-870	PLATE, FIXING	1	1	1	1	1	1	1	1	1		
20	90001-MA2-770	BOLT, SOCKET, 6X16	2	2	2	2	2	2	2	2	2		
21	90118-958-003	BOLT, FLANGE, 6X12	2	2	2	2	2	2	2	2	2		
22	90451-KY1-000	WASHER, SPLINE, 22MM	2	2	2	2	2	2	2	2	2		
23	90451-KY2-000	WASHER, SPLINE, 25X31X1.5	1	1	1	1	1	1	1	1	1		
24	90454-KF0-000	WASHER, THRUST, 17MM	1	1	1	1	1	1	1	1	1		
25	90454-428-000	WASHER, THRUST, 20X1.00	1	1	1	1	1	1	1	1	1		
26	90455-ML7-000	WASHER B, THRUST, 22MM(BLUE)	1	1	1	1	1	1	1	1	1		
27	90456-MA6-000	WASHER, THRUST, 25MM	3	3	3	3	3	3	3	3	3		
28	90601-107-000	CIRCLIP, 25MM	1	1	1	1	1	1	1	1	1		
29	90601-329-000	CIRCLIP, 22MM	2	2	2	2	2	2	2	2	2		
30	91003-KCY-671	BEARING, BALL, 25X52X13	1	1	1	1	1	1	1	1	1		
31	91004-KN5-671	BEARING, RADIAL BALL, 17X44X12	1	1	1	-	-	-	-	-	-		
	91004-KCY-761	BEARING, BALL, 18X44X12	-	-	-	1	1	1	1	1	1		
32	91005-KF0-008	BEARING, RADIAL BALL, 62/22	1	1	1	1	1	1	1	1	1		
33	91008-KN5-671	BEARING, 6203	1	1	1	1	1	1	1	1	1		
34	91203-KCY-671	OIL SEAL, 25X35X5	1	1	1	1	1	1	1	1	1		
	91204-KCY-671	OIL SEAL, 17X34X4.5	1	1	1	-	-	-	-	-	-		
	91204-KCY-672	OIL SEAL, 18X34X4.5	-	-	-	1	1	1	1	1	1		
36	90454-KF0-000	WASHER, THRUST, 17MM	1	1	1	-	-	-	-	-	-		
	90452-701-000	WASHER, THRUST, 18MM	-	-	-	1	1	1	1	1	1		

E-14

SHIFT DRUM/SHIFT FORK

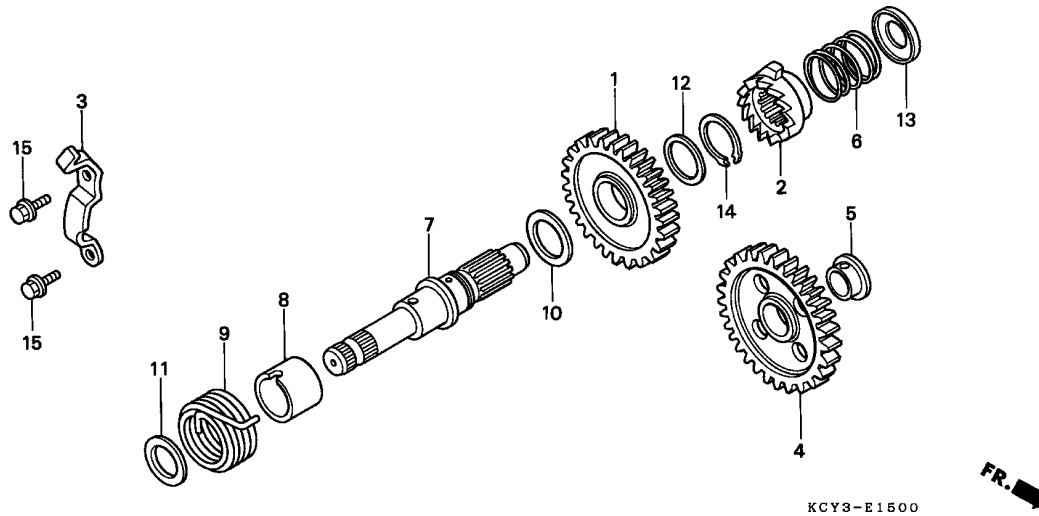
F 1



Service item	F.R.T.
CAM, GEARSHIFT	0.7
STOPPER COMP., GEARSHIFT DRUM (INC. RELATIVE PART)	0.8
SPINDLE COMP., GEARSHIFT	*5.6
(INC. RELATIVE PART)	
DRUM COMP., GEARSHIFT	*5.7
FORK, GEARSHIFT (SAME TIME FOR TWO UNITS OR MORE)	

Ref. No.	Part No.	Description	Reqd. QTY							Serial No.	Parts catalogue code		
			T	V	W	X	Y	1	2			3	
1	24211-KCY-670	FORK, R. GEARSHIFT	1	1	1	1	1	1	1	1	1		
2	24221-KCY-670	FORK, CENTER GEARSHIFT	1	1	1	1	1	1	1	1	1		
3	24231-KCY-670	FORK, L. GEARSHIFT	1	1	1	1	1	1	1	1	1		
4	24241-KCZ-000	SHAFT, GEARSHIFT FORK GUIDE ..	1	1	1	1	1	1	1	1	1		
5	24300-KCY-670	DRUM COMP., GEARSHIFT	1	1	1	1	1	1	1	1	1		
6	24411-KCZ-000	CAM, GEARSHIFT	1	1	1	1	1	1	1	1	1		
7	24430-KFO-000	STOPPER COMP., GEARSHIFT DRUM	1	1	1	1	1	1	1	1	1		
8	24435-KCY-670	SPRING, SHIFT DRUM STOPPER ..	1	1	1	1	1	1	1	1	1		
9	24610-KCY-670	SPINDLE COMP., GEARSHIFT	1	-	-	-	-	-	-	-	-		
10	24610-KCY-671	-	1	1	1	1	1	1	1	1		
10	24624-KA4-000	SPRING, GEARSHIFT RESET	1	1	1	1	1	1	1	1	1		
11	24651-KFO-013	SPRING, GEARSHIFT RETURN	1	1	1	1	1	1	1	1	1		
12	24652-028-000	PIN, SHIFT RETURN SPRING	1	1	1	1	1	1	1	1	1		
13	90022-MG8-000	PIVOT, SHIFT DRUM STOPPER ARM	1	1	1	1	1	1	1	1	1		
14	90417-360-000	WASHER, DRUM STOPPER	1	1	1	1	1	1	1	1	1		
15	91202-965-003	OIL SEAL, 14X28X7(ARAI)	1	1	1	1	1	1	1	1	1		
16	94510-14000	CIRCLIP, EXTERNAL, 14MM	2	2	2	2	2	2	2	2	2		
17	95701-06020-00	BOLT, FLANGE, 6X20	1	1	1	1	1	1	1	1	1		
18	96220-30098	ROLLER, 3X9.8	1	1	1	1	1	1	1	1	1		

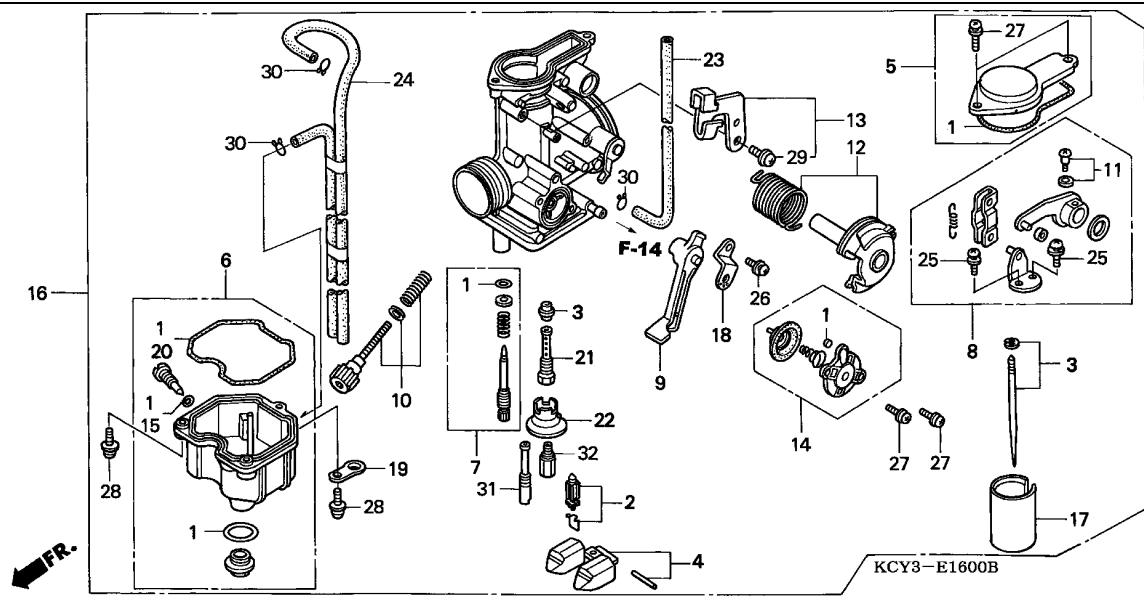
2



Service item	F.R.T.
GEAR, KICK STARTER IDLE	0.9
.PINION, KICK STARTER	
.RATCHET, KICK STARTER	
(INC. RELATIVE PART)	
.SPINDLE, KICK STARTER	

Ref. No.	Part No.	Description	Reqd. QTY							Serial No.	Parts catalogue code			
			T	V	W	XR400R		1	2			3		
			X	Y										
1	28211-KCY-670	PINION, KICK STARTER (29T) ..	1	1	1	-	-	-	-	-	-	-	-	-
	28211-KCY-671	-	-	-	1	1	1	1	1	1	1	1	1
2	28213-KCY-670	RATCHET, KICK STARTER	1	1	1	1	1	1	1	1	1	1	1	1
3	28215-KCY-670	PLATE, KICK STOPPER	1	1	1	1	1	1	1	1	1	1	1	1
4	28221-KCY-670	GEAR, KICK STARTER IDLE	1	1	1	1	1	1	1	1	1	1	1	1
5	28222-KCY-670	BUSH, 14MM	1	1	1	-	-	-	-	-	-	-	-	-
	28222-KK0-000	BUSH, 15MM	-	-	-	1	1	1	1	1	1	1	1	1
6	28223-KK0-000	SPRING, KICK STARTER RATCHET	1	1	1	1	1	1	1	1	1	1	1	1
7	28250-KCY-670	SPINDLE, KICK STARTER	1	1	1	-	-	-	-	-	-	-	-	-
	28250-KCY-671	-	-	-	1	1	1	1	1	1	1	1	1
8	28255-KCY-670	COLLAR, KICK STARTER	1	1	1	1	1	1	1	1	1	1	1	1
9	28261-KCY-670	SPRING, KICK STARTER	1	1	1	1	1	1	1	1	1	1	1	1
10	90452-KZ4-000	WASHER, THRUST, 22X30X1	1	1	1	1	1	1	1	1	1	1	1	1
11	90452-701-000	WASHER, THRUST, 18MM	1	1	1	-	-	-	-	-	-	-	-	-
	90454-428-000	WASHER, THRUST, 20X1.00	-	-	-	1	1	1	1	1	1	1	1	1
12	90453-428-000	WASHER, THRUST, 22MM	1	1	1	1	1	1	1	1	1	1	1	1
13	90501-KF0-000	WASHER, KICK RATCHET SPRING ..	1	1	1	1	1	1	1	1	1	1	1	1
14	90601-329-000	CIRCLIP, 22MM	1	1	1	1	1	1	1	1	1	1	1	1
15	95701-06016-00	BOLT, FLANGE, 6X16	2	2	2	2	2	2	2	2	2	2	2	2





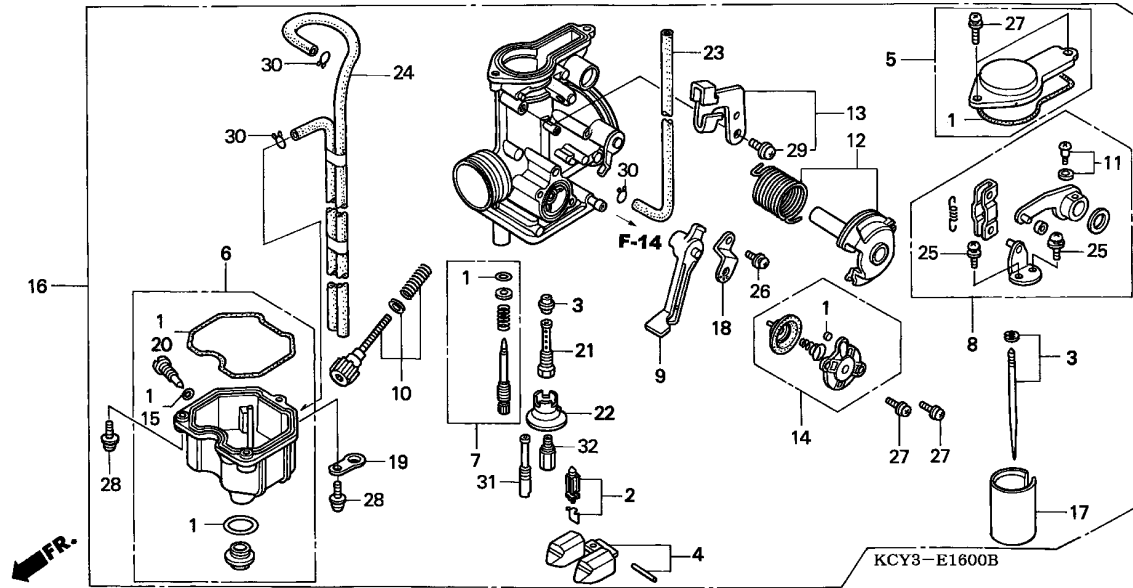
Service item	F.R.T.
CHAMBER SET, FLOAT	0.4
.TOP SET	
.VALVE SET, AIR CUT	
CARBURETOR ASSY.	0.6
.FLOAT SET	
.HOLDER, NEEDLE JET	
.JET, MAIN,	
.LINK SET, THROTTLE	
.VALVE SET, FLOAT	
ARM SET, LINK	0.7
.VALVE, THROTTLE	
NEEDLE SET, JET	0.9

Ref. No.	Part No.	Description	Reqd. QTY									Serial No.	Parts catalogue code
			T	V	W	XR400R		1	2	3			
1	16010-KCY-670	GASKET SET	1	1	1	1	1	1	1	1	1		
2	16011-KA3-741	VALVE SET, FLOAT	1	1	1	1	1	1	1	1	1		
3	16012-KCY-670	NEEDLE SET, JET	1	1	-	-	-	-	-	-	-		
	16012-KCY-681	-	-	1	1	1	1	1	1	1		
4	16013-KCY-670	FLOAT SET	1	1	1	1	1	1	1	1	1		
5	16014-KCY-670	TOP SET	1	1	1	1	1	1	1	1	1		
6	16015-KCY-670	CHAMBER SET, FLOAT	1	1	1	1	1	1	1	1	1		
7	16016-KCY-670	SCREW SET A	1	1	-	-	-	-	-	-	-		
	16016-KCY-771	-	-	1	1	1	1	1	1	1		
8	16018-KCY-670	ARM SET, LINK	1	1	1	1	1	1	1	1	1		
9	16019-KN5-671	LEVER, CHOKE	1	1	1	1	-	-	-	-	-		
	16019-KN5-672	LEVER COMP., CHOKE	-	-	-	-	1	1	1	1	1	-----	CM,U
	16019-KCE-671	-	-	-	-	1	1	1	1	1	-----	DK,ED
10	16028-KCY-670	SCREW SET B	1	1	1	1	1	1	1	1	1		
11	16029-KCE-670	SCREW SET C	1	1	1	1	1	1	1	1	1		
12	16032-KCY-670	LINK SET, THROTTLE	1	1	1	1	1	1	1	1	1		
13	16037-KCY-670	STAY SET, WIRE	1	1	1	1	1	1	1	1	1		
14	16048-KCY-670	VALVE SET, AIR CUT	1	1	1	1	1	1	1	1	1		
15	16075-GHB-640	O-RING, 1.3X4.3	1	1	1	1	1	1	1	1	1		
16	16100-KCY-650	CARBURETOR ASSY. (PDK1B A) ..	1	1	-	-	-	-	-	-	-	-----	U
	16100-KCY-671	CARBURETOR ASSY. (PDK1A A) ..	1	1	-	-	-	-	-	-	-	-----	CM,ED
	16100-KCY-681	CARBURETOR ASSY. (PDK1F A) ..	-	-	1	1	-	-	-	-	-	-----	ED
	16100-KCY-682	CARBURETOR ASSY. (PDK1F B) ..	-	-	-	-	1	1	1	1	1	-----	DK,ED
	16100-KCY-751	CARBURETOR ASSY. (PDK1D A) ..	-	-	1	1	-	-	-	-	-	-----	U
	16100-KCY-752	CARBURETOR ASSY. (PDK1D B) ..	-	-	-	-	1	1	1	1	1	-----	U
	16100-KCY-761	CARBURETOR ASSY. (PDK1C A) ..	-	-	1	1	-	-	-	-	-	-----	CM

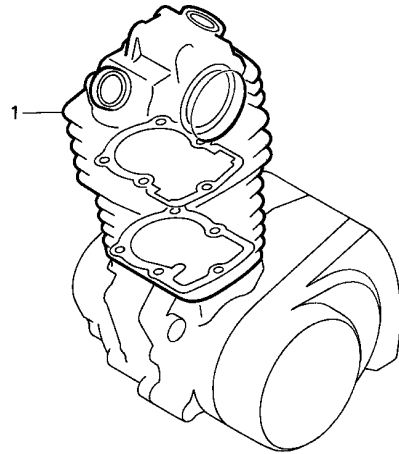
2

Ref. No.	Part No.	Description	Reqd. QTY							Serial No.	Parts catalogue code		
			T	V	W	X ^{XR400R}	Y	1	2			3	
16)	16100-KCY-762	CARBURETOR ASSY. (PDK1C B) ..	-	-	-	-	1	1	1	1	-----	-----	CM
17	16112-KCY-670	VALVE, THROTTLE	1	1	-	-	-	-	-	-	-	-	-
	16112-KCY-771	-	-	1	1	1	1	1	1	1	1	1
18	16119-429-771	PLATE, CHOKE LEVER SETTING ..	1	1	1	1	1	1	1	1	1	1	1
19	16134-460-671	BINDER	1	1	1	1	1	1	1	1	1	1	1
20	16163-KCS-920	GASKET, FLOAT CHAMBER	1	1	1	1	1	1	1	1	1	1	1
21	16165-KCY-670	HOLDER, NEEDLE JET	1	1	-	-	-	-	-	-	-	-	-
	16165-KCY-681	-	-	1	1	1	1	1	1	1	1	1
22	16168-382-014	HOLDER, JET	1	1	1	1	1	1	1	1	1	1	1
23	16198-KCY-670	TUBE (AIR VENT)	1	1	1	1	1	1	1	1	1	1	1
24	16199-KCY-671	TUBE COMP. (OVERFLOW & AIR VENT)	1	1	1	1	1	1	1	1	1	1	1
25	93892-03008-18	SCREW-WASHER, 3X8	2	2	2	2	2	2	2	2	2	2	2
26	93892-04010-18	SCREW-WASHER, 4X10	1	1	1	1	1	1	1	1	1	1	1
27	93892-04012-18	SCREW-WASHER, 4X12	4	4	4	4	4	4	4	4	4	4	4
28	93892-04016-18	SCREW-WASHER, 4X16	3	3	3	3	3	3	3	3	3	3	3
29	93892-05012-18	SCREW-WASHER, 5X12	1	1	1	1	1	1	1	1	1	1	1
30	95002-02659	CLIP, TUBE (B6.5)	3	3	3	3	3	3	3	3	3	3	3
31	99103-437-0480	JET, SLOW, #48	-	-	(1)	(1)	(1)	(1)	(1)	(1)	(1)	(1)	(1)
	99103-437-0500	JET, SLOW, #50	-	-	(1)	(1)	(1)	(1)	(1)	(1)	(1)	(1)	(1)
	99103-437-0520	JET, SLOW, #52	-	-	(1)	(1)	(1)	-	(1)	(1)	-----	-----	DK,ED,U
			-	-	-	-	1	1	1	1	-----	-----	CM
	99103-437-0550	JET, SLOW, #55	-	-	1	1	(1)	-	(1)	(1)	-----	-----	CM
			-	-	-	-	1	1	1	1	-----	-----	DK,ED,U
	99103-437-0580	JET, SLOW, #58	-	-	(1)	(1)	(1)	(1)	(1)	(1)	-----	-----	DK,ED
	99103-437-0600	JET, SLOW, #60	(1)	(1)	1	1	(1)	-	(1)	(1)	-----	-----	CM
			(1)	(1)	-	-	-	-	-	-	-----	-----	U
	99103-437-0620	JET, SLOW, #62	1	1	-	-	-	-	-	-	-----	-----	CM,ED
	99103-437-0650	JET, SLOW, #65	(1)	(1)	-	-	-	-	-	-	-----	-----	CM,ED
32	99113-GHB-0600	JET, MAIN, #60	1	1	1	1	1	1	1	1	-----	-----	U
	99113-GHB-1250	JET, MAIN, #125	-	-	(1)	(1)	(1)	(1)	(1)	(1)	-----	-----	CM
	99113-GHB-1280	JET, MAIN, #128	-	-	(1)	(1)	(1)	(1)	(1)	(1)	-----	-----	CM
	99113-GHB-1300	JET, MAIN, #130	-	-	(1)	(1)	(1)	(1)	(1)	(1)	-----	-----	CM
	99113-GHB-1320	JET, MAIN, #132	-	-	(1)	(1)	(1)	(1)	(1)	(1)	-----	-----	CM
	99113-GHB-1350	JET, MAIN, #135	-	-	(1)	(1)	(1)	(1)	(1)	(1)	-----	-----	CM
	99113-GHB-1380	JET, MAIN, #138	-	-	(1)	(1)	(1)	(1)	(1)	(1)	-----	-----	CM
	99113-GHB-1400	JET, MAIN, #140	-	-	(1)	(1)	(1)	(1)	(1)	(1)	-----	-----	CM
	99113-GHB-1420	JET, MAIN, #142	-	-	1	1	1	1	1	1	-----	-----	CM
	99113-GHB-1450	JET, MAIN, #145	(1)	(1)	-	-	-	-	-	-	-----	-----	CM,ED
			-	-	(1)	(1)	(1)	(1)	(1)	(1)	-----	-----	CM,ED
	99113-GHB-1480	JET, MAIN, #148	(1)	(1)	-	-	-	-	-	-	-----	-----	CM,ED
			-	-	(1)	(1)	(1)	(1)	(1)	(1)	-----	-----	CM,ED
	99113-GHB-1500	JET, MAIN, #150	(1)	(1)	-	-	-	-	-	-	-----	-----	CM,ED
			-	-	(1)	(1)	(1)	(1)	(1)	(1)	-----	-----	CM,DK,ED
	99113-GHB-1520	JET, MAIN, #152	(1)	(1)	(1)	(1)	(1)	(1)	(1)	(1)	-----	-----	CM,DK,ED
	99113-GHB-1550	JET, MAIN, #155	(1)	(1)	-	-	-	-	-	-	-----	-----	CM,ED
			-	-	(1)	(1)	(1)	(1)	(1)	(1)	-----	-----	CM,ED
	99113-GHB-1580	JET, MAIN, #158	(1)	(1)	-	-	-	-	-	-	-----	-----	CM,ED
			-	-	(1)	(1)	(1)	(1)	(1)	(1)	-----	-----	CM,ED
	99113-GHB-1600	JET, MAIN, #160	(1)	(1)	-	-	-	-	-	-	-----	-----	CM,ED
			-	-	(1)	(1)	(1)	(1)	(1)	(1)	-----	-----	CM,ED





Ref. No.	Part No.	Description	Reqd. QTY									Serial No.	Parts catalogue code
			T	V	W	XR400R		1	2	3			
						X	Y						
32)	99113-GHB-1620	JET, MAIN, #162	1	1	1	1	1	1	1	1	1	1	DK,ED
			1	1	(1)	(1)	(1)	(1)	(1)	(1)	(1)	(1)	CM
			-	-	(1)	(1)	(1)	(1)	(1)	(1)	(1)	(1)	U
	99113-GHB-1650	JET, MAIN, #165	(1)	(1)	-	(1)	(1)	(1)	(1)	(1)	(1)	(1)	CM,ED
			-	-	(1)	(1)	(1)	(1)	(1)	(1)	(1)	(1)	
	99113-GHB-1680	JET, MAIN, #168	(1)	(1)	(1)	(1)	(1)	(1)	(1)	(1)	(1)	(1)	DK,ED
			(1)	(1)	-	(1)	(1)	(1)	(1)	(1)	(1)	(1)	CM
			-	-	(1)	(1)	(1)	(1)	(1)	(1)	(1)	(1)	U
	99113-GHB-1700	JET, MAIN, #170	(1)	(1)	(1)	(1)	(1)	(1)	(1)	(1)	(1)	(1)	DK,ED
			(1)	(1)	-	(1)	(1)	(1)	(1)	(1)	(1)	(1)	CM
			-	-	(1)	(1)	(1)	(1)	(1)	(1)	(1)	(1)	U
	99113-GHB-1720	JET, MAIN, #172	(1)	(1)	(1)	(1)	(1)	(1)	(1)	(1)	(1)	(1)	DK,ED
			(1)	(1)	-	(1)	(1)	(1)	(1)	(1)	(1)	(1)	CM
			-	-	(1)	(1)	(1)	(1)	(1)	(1)	(1)	(1)	U
	99113-GHB-1750	JET, MAIN, #175	(1)	(1)	(1)	(1)	(1)	(1)	(1)	(1)	(1)	(1)	DK,ED
			(1)	(1)	-	(1)	(1)	(1)	(1)	(1)	(1)	(1)	CM
			-	-	(1)	(1)	(1)	(1)	(1)	(1)	(1)	(1)	U
	99113-GHB-1780	JET, MAIN, #178	(1)	(1)	(1)	(1)	(1)	(1)	(1)	(1)	(1)	(1)	DK,ED
			(1)	(1)	-	(1)	(1)	(1)	(1)	(1)	(1)	(1)	CM
			-	-	(1)	(1)	(1)	(1)	(1)	(1)	(1)	(1)	U

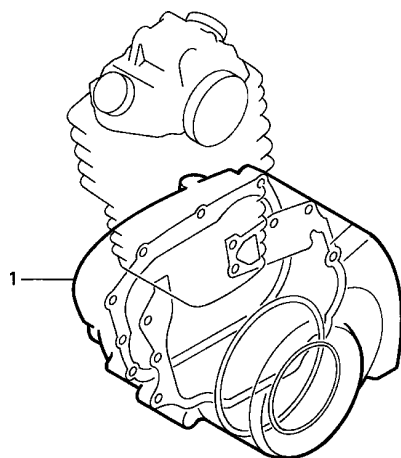


ENG1 - X0001

Service item F.R.T.
NOT INFORMATION

2

Ref. No.	Part No.	Description	Reqd. QTY						Serial No.	Parts catalogue code										
			T	V	W	X	Y	1			2	3								
1	06111-KCY-670	GASKET KIT A	1	1	1	-	-	-	-	-	-	-	-	-	-	-	-	-	-	-
	06111-KCY-671	-	-	-	1	-	-	-	-	-	-	-	-	-	-	-	-	-	-
	06111-KCY-672	-	-	-	1	-	-	-	-	-	-	-	-	-	-	-	-	-	-
		(COMPONENT PARTS)	-	-	-	-	1	-	-	-	-	-	-	-	-	-	-	-	-	-
	12191-KCY-671	GASKET, CYLINDER	1	1	1	1	1	-	-	-	-	-	-	-	-	-	-	-	-	-
	12209-KL4-005	SEAL, VALVE STEM (NOK)	4	4	4	4	4	-	-	-	-	-	-	-	-	-	-	-	-	-
	12251-KCY-671	GASKET, CYLINDER HEAD	1	1	1	-	-	-	-	-	-	-	-	-	-	-	-	-	-	-
	12251-MBV-003	-	-	-	1	-	-	-	-	-	-	-	-	-	-	-	-	-	-
	12391-KCY-671	GASKET, HEAD COVER	1	1	1	1	1	-	-	-	-	-	-	-	-	-	-	-	-	-
	14523-KBB-901	GASKET, TENSIONER LIFTER	1	1	1	1	1	-	-	-	-	-	-	-	-	-	-	-	-	-
	18291-MN5-650	GASKET, EX. PIPE	2	2	2	2	2	-	-	-	-	-	-	-	-	-	-	-	-	-
	18392-MK4-000	PACKING, MUFFLER	1	1	1	1	1	-	-	-	-	-	-	-	-	-	-	-	-	-
	90463-ML7-000	WASHER, SEALING, 6.5MM	2	2	2	2	2	-	-	-	-	-	-	-	-	-	-	-	-	-
	90544-KFO-000	WASHER, SEALING, 14MM	4	4	4	4	4	-	-	-	-	-	-	-	-	-	-	-	-	-
	90545-KFO-000	WASHER, 12MM	2	2	2	2	2	-	-	-	-	-	-	-	-	-	-	-	-	-
	91301-428-003	O-RING, 35.5X3 (NOK)	4	4	4	4	4	-	-	-	-	-	-	-	-	-	-	-	-	-
	91302-356-000	O-RING, CYLINDER, 88X2	-	-	-	-	-	1	-	-	-	-	-	-	-	-	-	-	-	-
	91303-397-000	O-RING, 45X2.5	1	1	1	1	1	-	-	-	-	-	-	-	-	-	-	-	-	-
	91306-MG3-000	O-RING, 1.5X9.5	1	1	1	1	1	-	-	-	-	-	-	-	-	-	-	-	-	-



ENG2-X0001

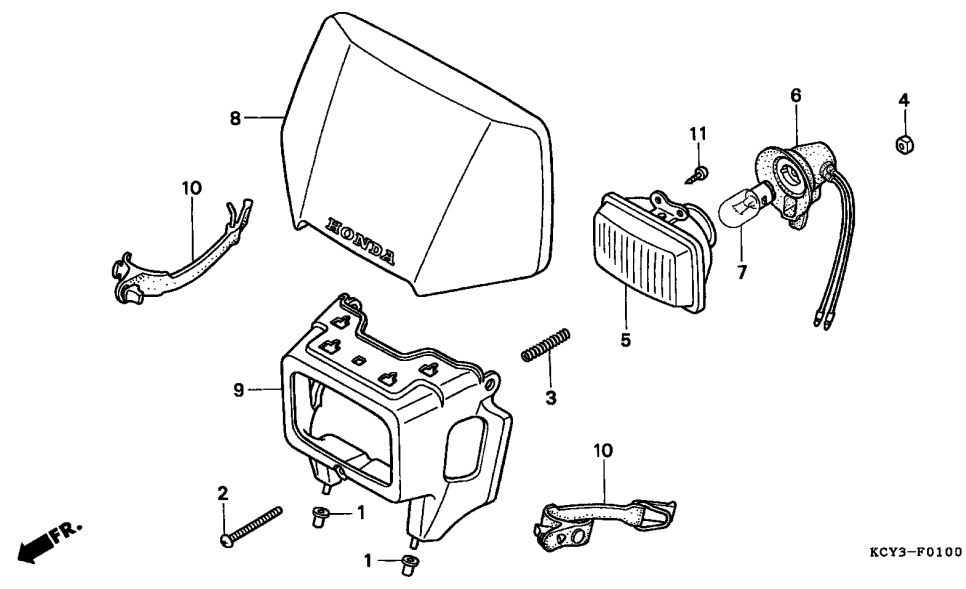
Service item F.R.T.
NOT INFORMATION

Ref. No.	Part No.	Description	Reqd. QTY						Serial No.	Parts catalogue code		
			T	V	W	X	Y	1			2	3
1	06112-KCY-670	GASKET KIT B	1	1	1	-	-	-	-	-	-	-
	06112-KCY-672	-	-	-	1	-	-	-	-	-	-
	06112-KCY-673	-	-	-	-	1	-	-	-	-	-
		(COMPONENT PARTS)	-	-	-	-	1	-	-	-	-	-
	11191-KCY-670	GASKET, CRANKCASE	1	1	1	1	1	-	-	-	-	-
	11394-KCY-670	GASKET, R. COVER	1	1	1	-	-	-	-	-	-	-
	11394-KCY-671	-	-	-	1	1	-	-	-	-	-
	11395-KCY-671	GASKET, L. COVER	1	1	1	1	1	-	-	-	-	-
	15151-KCY-671	SEAT, OIL PUMP	-	-	-	-	1	-	-	-	-	-
	15152-KCY-670	SEAL, RUBBER	1	1	1	1	1	-	-	-	-	-
	90463-ML7-000	WASHER, SEALING, 6.5MM	-	-	-	-	1	1	-	-	-	-
	90545-300-000	WASHER, OIL BOLT	-	-	-	-	1	-	-	-	-	-
	91302-KFO-003	O-RING, 54X2.4(ARAI)	1	1	1	1	1	-	-	-	-	-
	91303-377-000	O-RING, 13.8X2.5	1	1	1	1	1	-	-	-	-	-
	91305-KFO-003	O-RING, 27X2(ARAI)	1	1	1	1	1	-	-	-	-	-
	91305-PE2-003	O-RING, 9.8X1.9	-	-	-	-	-	2	-	-	-	-
	91311-KCY-670	GASKET, CLUTCH COVER	1	1	1	1	1	-	-	-	-	-
	94109-12000	WASHER, DRAIN PLUG, 12MM	1	1	1	1	1	-	-	-	-	-

F-1

HEADLIGHT(CM)

G 1



Service item	F.R.T.
BULB, HEADLIGHT	0.1
CASE, HEADLIGHT	0.2
.HEADLIGHT UNIT	
.SOCKET ASSY., HEADLIGHT	

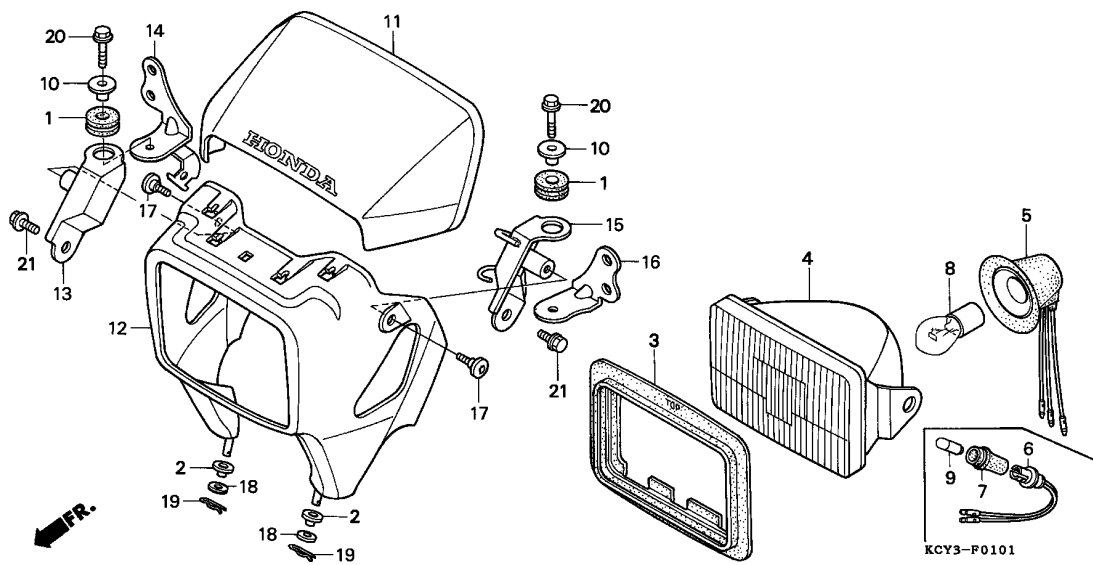
Ref. No.	Part No.	Description	Reqd. QTY									Serial No.	Parts catalogue code
			T	V	W	XR400R							
1	19113-MB1-870	RUBBER, RADIATOR MOUNTING ...	2	2	2	2	2	2	2	2	2	-----	CM
2	33103-KF0-670	SCREW, BEAM ADJUSTING	1	1	1	1	1	1	1	1	1	-----	CM
3	33107-246-003	SPRING, HEADLIGHT BEAM ADJUSTING	1	1	1	1	1	1	1	1	1	-----	CM
4	33117-KA2-003	NUT, BEAM ADJUSTING (STANLEY)	1	1	1	1	1	1	1	1	1	-----	CM
5	33123-KCY-670	HEADLIGHT UNIT	1	1	1	1	1	1	1	1	1	-----	CM
6	33130-KCY-670	SOCKET ASSY., HEADLIGHT	1	1	1	1	1	1	1	1	1	-----	CM
7	34901-MN1-671	BULB, HEADLIGHT (12V 35W) (STANLEY)	1	1	1	1	1	1	1	1	1	-----	CM
8	61140-KCZ-900ZA	PLATE SET, FR. NUMBER *TYPE1* (WL)	1	-	-	-	-	-	-	-	-	-----	CM
	61140-KCZ-940ZA	PLATE SET, FR. NUMBER *TYPE2* (WL)	-	1	1	1	-	-	-	-	-	-----	CM
	61140-KCZ-J10ZA	PLATE SET, FR. NUMBER *TYPE3* (WL)	-	-	-	-	1	1	-	-	-	-----	CM
	61140-KCY-A30ZA	PLATE SET, FR. NUMBER (WL) *NH196*.....ROSS WHITE	-	-	-	-	-	-	1	1	-	-----	CM
9	61301-KCZ-900ZA	CASE, HEADLIGHT *P9*.....URANUS VIOLET	1	-	-	-	-	-	-	-	-	-----	CM
	61301-KCZ-900ZB	*NH1*.....BLACK	-	1	1	1	-	-	-	-	-	-----	CM
	61301-KCZ-900ZE	*R134*.....FIGHTING RED	-	-	-	-	1	1	1	1	-	-----	CM
10	61309-KF0-000	BAND, HEADLIGHT CASE	2	2	2	2	2	2	2	2	2	-----	CM
11	93901-34210	SCREW, TAPPING, 4X10	2	2	2	2	2	2	2	2	2	-----	CM

3

F-1-1

HEADLIGHT(DK/ED/U)

G 2



Service item	F.R.T.
BULB, HEADLIGHT	0.1
.BULB, POSITION	
HEADLIGHT UNIT	0.2
.SOCKET ASSY., POSITION LAMP	
.SOCKET COMP., HEADLIGHT	
.STAY A, L. HEADLIGHT	
(SAME TIME FOR TWO UNITS)	
.STAY A, R. HEADLIGHT	
.STAY B, L. HEADLIGHT	
.STAY B, R. HEADLIGHT	
CASE, HEADLIGHT	0.3

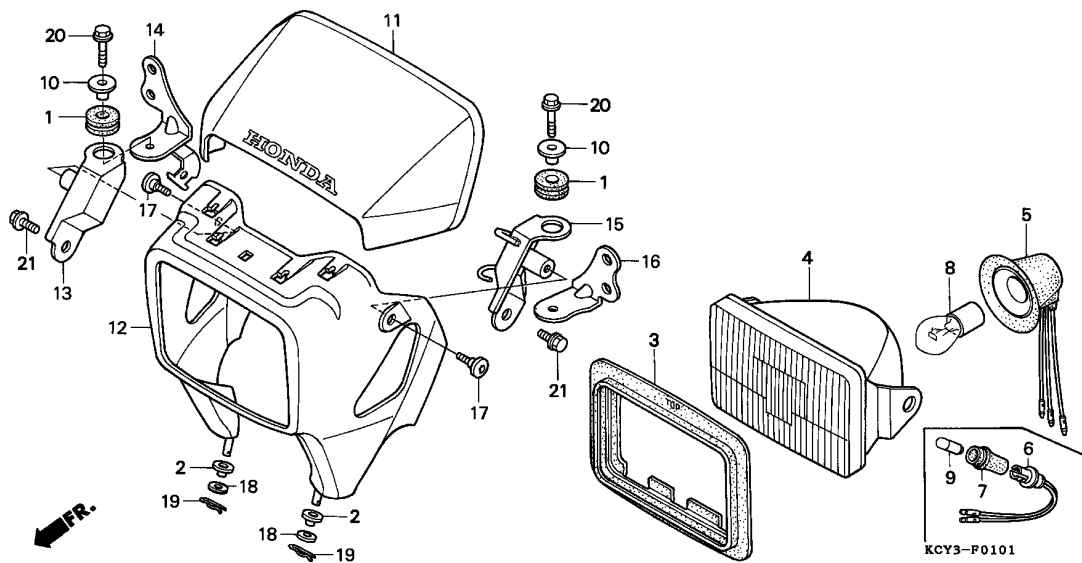
Ref. No.	Part No.	Description	Reqd. QTY									Serial No.	Parts catalogue code		
			T	V	W	X	Y	1	2	3					
1	17245-107-010	RUBBER, AIR CLEANER CASE MOUNTING	2	2	2	2	2	2	2	2	2	2	-----	-----	DK,ED,U
2	19113-KCY-650	RUBBER, VISOR LOWER	2	2	2	2	2	2	2	2	2	2	-----	-----	DK,ED,U
3	33102-MG2-000	PACKING, HEADLIGHT	1	1	1	1	1	1	1	1	1	1	-----	-----	DK,ED,U
4	33120-KCY-641	HEADLIGHT UNIT	1	1	1	1	1	1	1	1	1	1	-----	-----	DK,ED
	33120-KCY-651	1	1	1	1	1	1	1	1	1	1	-----	-----	U
5	33130-GJ1-711	SOCKET COMP., HEADLIGHT	1	1	1	1	1	1	1	1	1	1	-----	-----	DK,ED,U
6	33140-167-003	SOCKET ASSY., POSITION LAMP ..	1	1	1	1	1	1	1	1	1	1	-----	-----	DK,ED
7	33155-166-003	RUBBER, JOINT	1	1	1	1	1	1	1	1	1	1	-----	-----	DK,ED
8	34901-388-611	BULB, HEADLIGHT (12V 35/35W)	1	1	1	1	1	1	1	1	1	1	-----	-----	DK,ED,U
9	34903-388-611	BULB, POSITION (12V 4W)	1	1	1	1	1	1	1	1	1	1	-----	-----	DK,ED
10	61104-MA6-720	COLLAR	2	2	2	2	2	2	2	2	2	2	-----	-----	DK,ED,U
11	61140-KCY-650ZA	PLATE SET, FR. NUMBER *TYPE1* (WL)	1	-	-	-	-	-	-	-	-	-	-----	-----	ED,U
	61140-KCY-710ZA	PLATE SET, FR. NUMBER *TYPE2* (WL)	-	1	1	1	-	-	-	-	-	-	-----	-----	ED,U
	61140-KCY-A10ZB	PLATE SET, FR. NUMBER *TYPE3* (WL)	-	-	-	-	-	1	1	-	-	-	-----	-----	DK,ED,U
	61140-KCY-E80ZA	PLATE SET, FR. NUMBER (WL) *NH196*.....ROSS WHITE	-	-	-	-	-	-	-	1	1	-	-----	-----	DK,ED,U
12	61301-KCY-650ZA	CASE, HEADLIGHT *P9*.....URANUS VIOLET	1	-	-	-	-	-	-	-	-	-	-----	-----	ED,U
	61301-KCY-650ZB	*NH1*.....BLACK	-	1	1	1	-	-	-	-	-	-	-----	-----	ED,U
	61301-KCY-650ZD	*R134*.....FIGHTING RED	-	-	-	-	1	1	1	1	1	1	-----	-----	DK,ED,U
13	61305-KCY-650	STAY A, R. HEADLIGHT	1	1	1	1	1	1	1	1	1	1	-----	-----	DK,ED,U
14	61306-KCY-650	STAY B, R. HEADLIGHT	1	1	1	1	1	1	1	1	1	1	-----	-----	DK,ED,U
15	61405-KCY-650	STAY A, L. HEADLIGHT	1	1	1	1	1	1	1	1	1	1	-----	-----	DK,ED,U

3

F-1-1

HEADLIGHT(DK/ED/U)

G 3



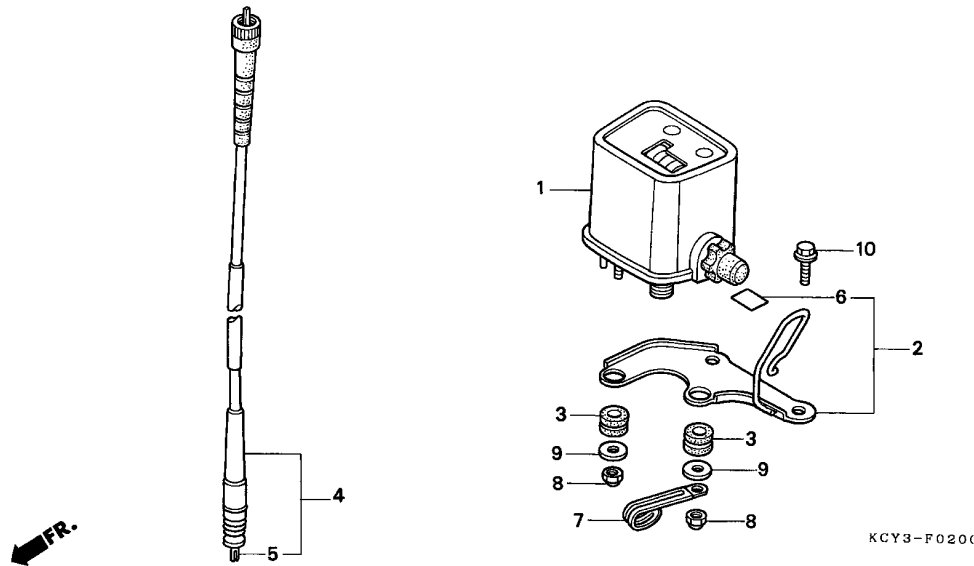
Ref. No.	Part No.	Description	Reqd. QTY								Serial No.	Parts catalogue code		
			T	V	W	X	Y	1	2	3				
16	61406-KCY-650	STAY B, L. HEADLIGHT	1	1	1	1	1	1	1	1	1	1	-----	DK,ED,U
17	90106-KAF-000	BOLT, SPECIAL, 6MM	2	2	2	2	2	2	2	2	2	2	-----	DK,ED,U
18	90501-KCY-650	WASHER, 6MM	2	2	2	2	2	2	2	2	2	2	-----	DK,ED,U
19	94251-08000	PIN, LOCK, 8MM	2	2	2	2	2	2	2	2	2	2	-----	DK,ED,U
20	95701-06022-07	BOLT, FLANGE, 6X22	2	2	2	2	2	2	2	2	2	2	-----	DK,ED,U
21	96300-08012-00	BOLT, FLANGE, 8X12	2	2	2	2	2	2	2	2	2	2	-----	DK,ED,U

3

F-2

METER(CM)

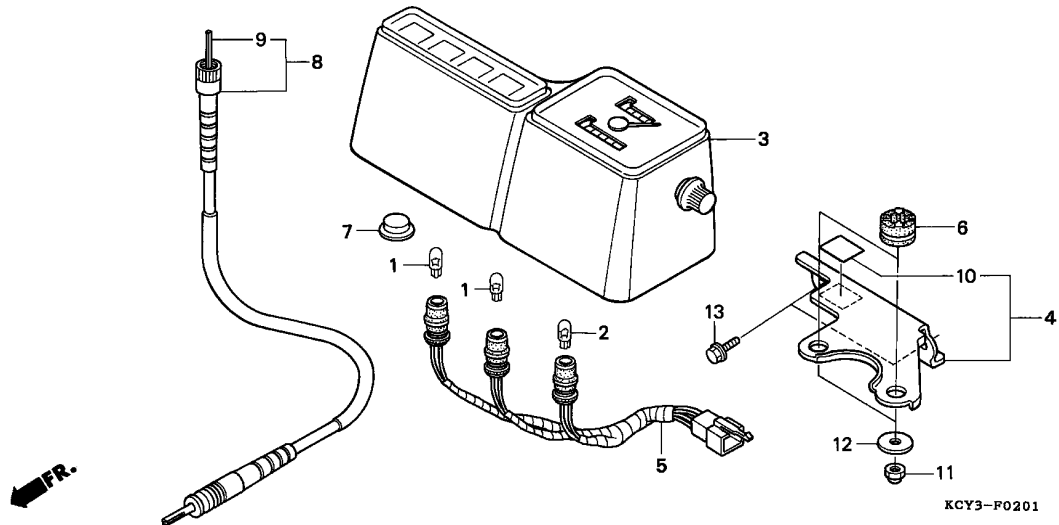
G 4



Service item	F.R.T.
CABLE ASSY., SPEEDOMETER	0.1
.CABLE, INNER	
METER ASSY., TRIP	0.2
.STAY COMP., METER SETTING	

3

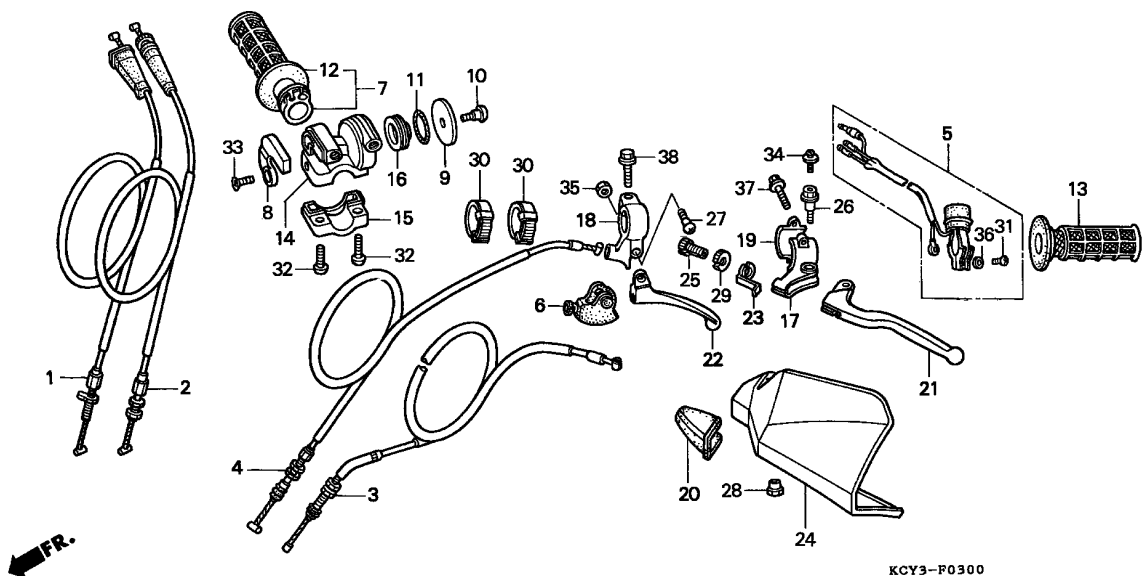
Ref. No.	Part No.	Description	Reqd. QTY									Serial No.	Parts catalogue code	
			T	V	W	XR400R X Y		1	2	3				
1	37200-MN1-731	METER ASSY., TRIP	1	1	1	1	1	1	1	1	1	1	-----	CM
2	37212-KCY-670	STAY COMP., METER SETTING ...	1	1	1	1	1	1	1	1	1	1	-----	CM
3	37215-MN1-670	RUBBER, METER SETTING	2	2	2	2	2	2	2	2	2	2	-----	CM
4	44830-MG3-010	CABLE ASSY., SPEEDOMETER	1	1	1	1	1	1	1	1	1	1	-----	CM
5	44831-MG3-000	CABLE, INNER	1	1	1	1	1	1	1	1	1	1	-----	CM
6	86150-MR1-760	EMBLEM, WING MARK	1	1	1	1	1	1	1	1	1	1	-----	CM
7	91410-MN1-671	CLIP, 2X70	1	1	1	1	1	1	1	1	1	1	-----	CM
8	94021-05000-0s	NUT, CAP, 5MM	2	2	2	2	2	2	2	2	2	2	-----	CM
9	94103-05000	WASHER, PLAIN, 5MM	2	2	2	2	2	2	2	2	2	2	-----	CM
10	96300-06012-07	BOLT, FLANGE, 6X12	2	2	2	2	2	2	2	2	2	2	-----	CM



Service item	F.R.T.
CABLE, INNER	0.1
BRACKET, METER	0.2
.CABLE ASSY., SPEEDOMETER	
METER SET, COMBINATION	0.3
SOCKET COMP.	0.4

Ref. No.	Part No.	Description	Reqd. QTY									Serial No.	Parts catalogue code
			T	V	W	XR400R		1	2	3			
1	34908-GA7-701	BULB, WEDGE BASE (T10) (12V 3.4W)	1	1	1	1	2	2	2	2	-----	-----	DK,ED
2	34908-MB9-871	BULB, WEDGE BASE (12V 1.7W)	2	2	2	2	2	2	2	2	-----	-----	U
3	37020-KCY-640	METER SET, COMBINATION	1	1	1	1	-	-	-	-	-----	-----	DK,ED,U
	37020-KCY-650	1	1	1	1	-	-	-	-	-----	-----	ED
	37020-KCY-U11	-	-	-	-	1	1	1	1	-----	-----	DK,ED,U
4	37212-KCY-650	BRACKET, METER	1	1	1	1	1	1	1	1	-----	-----	DK,ED,U
5	37223-KCY-640	SOCKET COMP.	1	1	1	1	-	-	-	-	-----	-----	ED
	37223-KCY-650	1	1	1	1	-	-	-	-	-----	-----	U
	37223-KCY-U11	-	-	-	-	1	1	1	1	-----	-----	DK,ED,U
6	37242-435-700	RUBBER, SPEEDOMETER MOUNTING	2	2	2	2	2	2	2	2	-----	-----	DK,ED,U
7	37618-MB2-008	CAP, SPEED ALARM CORD	3	3	3	3	3	3	3	3	-----	-----	U
		4	4	4	4	3	3	3	3	-----	-----	DK,ED
8	44830-KCY-650	CABLE ASSY., SPEEDOMETER	1	1	1	1	1	1	1	1	-----	-----	DK,ED,U
9	44831-KCY-650	CABLE, INNER	1	1	1	1	1	1	1	1	-----	-----	DK,ED,U
10	86150-MR1-760	EMBLEM, WING MARK	1	1	1	1	1	1	1	1	-----	-----	DK,ED,U
11	94021-06000-0S	NUT, CAP, 6MM	2	2	2	2	2	2	2	2	-----	-----	DK,ED,U
12	94103-06000	WASHER, PLAIN, 6MM	2	2	2	2	2	2	2	2	-----	-----	DK,ED,U
13	96300-06012-07	BOLT, FLANGE, 6X12	2	2	2	2	2	2	2	2	-----	-----	DK,ED,U

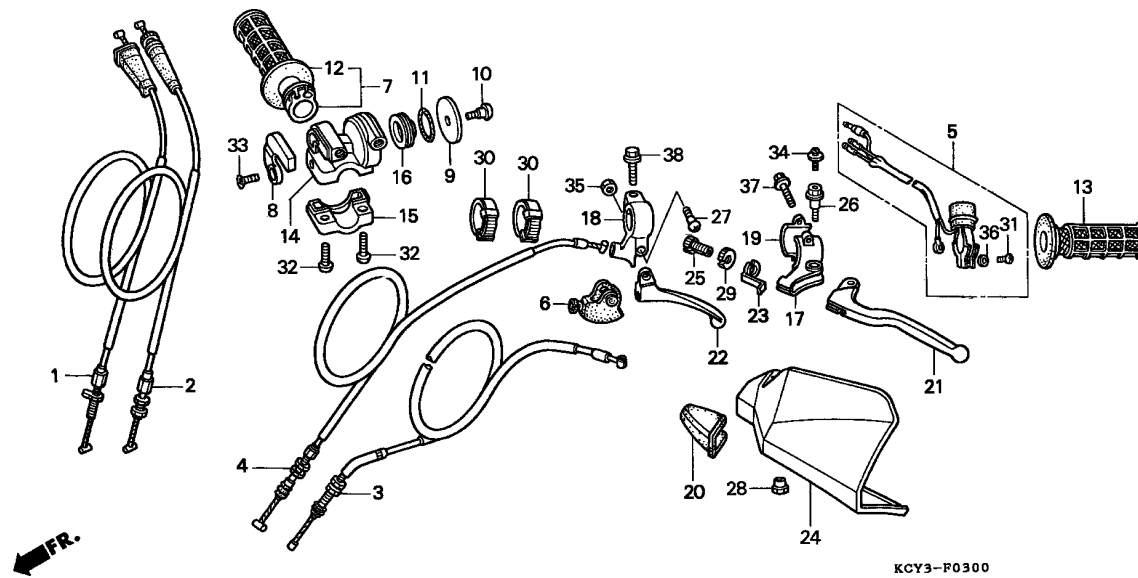




Service item	F.R.T.
BRACKET, L. HANDLE LEVER	0.1
.GRIP, L. HANDLE	
.GUARD, L. KNUCKLE	
.LEVER, DECOMPRESSION	
.LEVER, L. STEERING HANDLE	
CABLE COMP., CLUTCH	0.2
.CABLE COMP., DECOMPRESSION	
.GRIP ASSY., THROTTLE	
.GRIP, R. HANDLE	
.HOUSING, THROTTLE UPPER	
.SWITCH ASSY., KILL	
BRACKET, DECOMPRESSION LEVER ..	0.3
CABLE COMP. A, THROTTLE	0.5
(SAME TIME FOR TWO UNITS)	
.CABLE COMP. B, THROTTLE	

KCY3-F0300

Ref. No.	Part No.	Description	Reqd. QTY							Serial No.	Parts catalogue code	
			T	V	W	X	Y	1	2			3
1	17910-KCY-670	CABLE COMP. A, THROTTLE	1	1	1	1	1	1	1	1	-----	CM
2	17920-KCY-670	CABLE COMP. B, THROTTLE	1	1	1	1	1	1	1	1	-----	CM
3	22870-KCY-670	CABLE COMP., CLUTCH	1	1	1	1	1	1	1	1	-----	CM
4	22890-KCY-670	CABLE COMP., DECOMPRESSION ..	1	1	1	1	1	1	1	1	-----	CM
5	35130-MN1-670	SWITCH ASSY., KILL	1	1	1	1	1	1	1	1	-----	CM
6	50177-MA0-000	BOOT, DECOMPRESSION LEVER ...	1	1	1	1	1	1	1	1	-----	CM
7	53140-429-000	GRIP ASSY., THROTTLE	1	1	1	1	1	1	1	1	-----	CM
8	53162-MN1-670	SLIDER, THROTTLE	1	1	1	1	1	1	1	1	-----	CM
9	53163-MN1-670	COVER, THROTTLE PULLEY	1	1	1	1	1	1	1	1	-----	CM
10	53164-MN1-670	SCREW, THROTTLE PULLEY PIVOT	1	1	1	1	1	1	1	1	-----	CM
11	53165-MN1-670	PACKING, THROTTLE PULLEY	1	1	1	1	1	1	1	1	-----	CM
12	53165-430-000	GRIP, R. HANDLE	1	1	1	1	1	1	1	1	-----	CM
13	53166-430-000	GRIP, L. HANDLE	1	1	1	1	1	1	1	1	-----	CM
14	53167-MN1-670	HOUSING, THROTTLE UPPER	1	1	1	1	1	1	1	1	-----	CM
15	53168-MN1-670	HOUSING, THROTTLE UNDER	1	1	1	1	1	1	1	1	-----	CM
16	53169-MN1-670	PULLEY, THROTTLE	1	1	1	1	1	1	1	1	-----	CM
17	53172-KAE-730	BRACKET, L. HANDLE LEVER	1	1	1	1	1	1	1	1	-----	CM
18	53173-435-730	BRACKET, DECOMPRESSION LEVER	1	1	1	1	1	1	1	1	-----	CM
19	53174-KCE-670	HOLDER, L. LEVER BRACKET	1	1	1	1	1	1	1	1	-----	CM
20	53177-KCZ-000	COVER, L. HANDLE LEVER	1	1	1	1	1	1	1	1	-----	CM
21	53178-KAE-730	LEVER, L. STEERING HANDLE ...	1	1	1	1	1	1	1	1	-----	CM
22	53180-MAG-670	LEVER, DECOMPRESSION	1	1	1	1	1	1	1	1	-----	CM
23	53181-KCY-670	PLATE, GUARD SETTING	1	1	1	1	1	1	1	1	-----	CM
24	53185-KCZ-000ZA	GUARD, L. KNUCKLE	1	1	1	1	-	-	-	-	-----	CM
		NH196.....ROSS WHITE	1	1	1	1	-	-	-	-	-----	CM

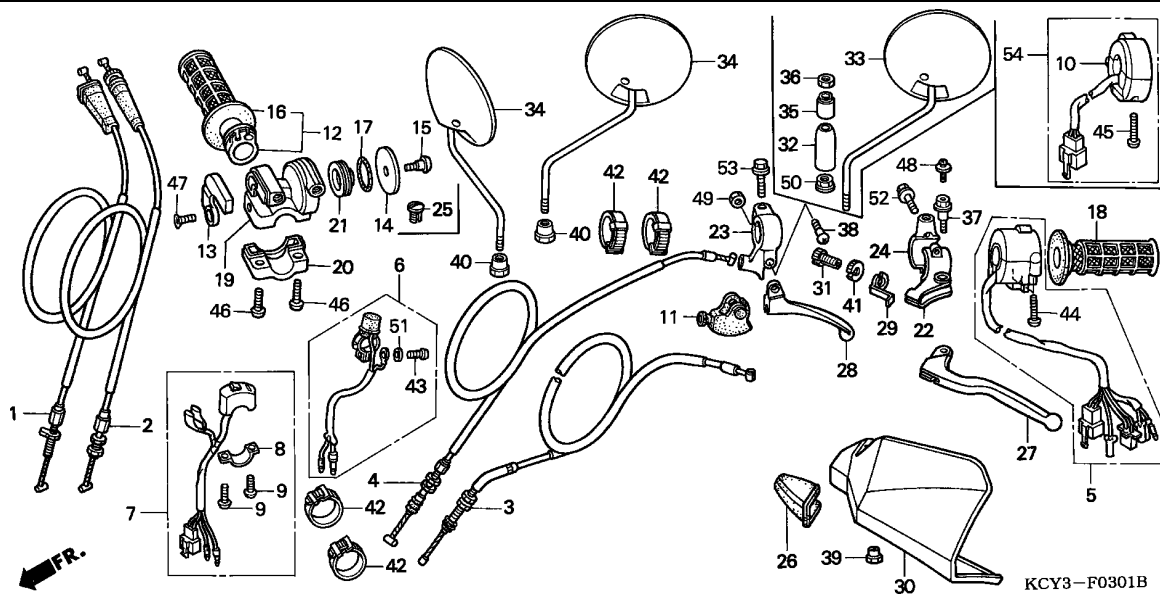


Ref. No.	Part No.	Description	Reqd. QTY									Serial No.	Parts catalogue code
			T	V	W	XR400R		1	2	3			
24)	53185-KCZ-000ZB	GUARD, L. KNUCKLE	-	-	-	-	1	1	1	1			CM
		R134.....FIGHTING RED											
25	53192-KA4-710	BOLT, WIRE ADJUSTING	1	1	1	1	1	1	1	1			CM
26	90112-KCZ-000	BOLT, LEVER PIVOT	1	1	1	1	1	1	1	1			CM
27	90115-147-000	SCREW, HANDLE LEVER PIVOT, 5X26	1	1	1	1	1	1	1	1			CM
28	90312-GE2-000	NUT, FENDER SETTING	1	1	1	1	1	1	1	1			CM
29	90321-KA4-700	NUT, FIXING	1	1	1	1	1	1	1	1			CM
30	90650-KW3-000	BAND, WIRE	2	2	2	2	2	2	2	2			CM
31	93500-04012-1A	SCREW, PAN, 4X12	1	1	1	1	1	1	1	1			CM
32	93500-06016-0G	SCREW, PAN, 6X16	2	2	2	2	2	2	2	2			CM
33	93700-04010-1G	SCREW, OVAL, 4X10	1	1	1	1	1	1	1	1			CM
34	93894-04010-10	SCREW-WASHER, 4X10	1	1	1	1	1	1	1	1			CM
35	94001-05000-0S	NUT, HEX., 5MM	1	1	1	1	1	1	1	1			CM
36	94111-04000	WASHER, SPRING, 4MM	1	1	1	1	1	1	1	1			CM
37	96001-06020-00	BOLT, FLANGE, 6X20	2	2	2	2	2	2	2	2			CM
38	96001-06025-07	BOLT, FLANGE, 6X25	1	1	1	1	1	1	1	1			CM

F-3-1

HANDLE LEVER/SWITCH/CABLE (DK/ED/U)

G 8



Service item	F.R.T.
BRACKET, L. HANDLE LEVER	0.1
.GRIP, L. HANDLE	
.GUARD, L. KNUCKLE	
.LEVER, DECOMPRESSION	
.LEVER, L. STEERING HANDLE	
CABLE COMP., CLUTCH	0.2
.CABLE COMP., DECOMPRESSION	
.GRIP ASSY., THROTTLE	
.GRIP, R. HANDLE	
.HOUSING, THROTTLE UPPER	
.SWITCH ASSY., KILL	
BRACKET, DECOMPRESSION LEVER ..	0.3
CABLE COMP. A, THROTTLE	0.5
(SAME TIME FOR TWO UNITS)	
.CABLE COMP. B, THROTTLE	
.SWITCH ASSY., LIGHTING DIMMER	
.SWITCH SET, WINKER	

Ref. No.	Part No.	Description	Reqd. QTY									Serial No.	Parts catalogue code	
			T	V	W	XR400R		1	2	3				
1	17910-KCY-670	CABLE COMP. A, THROTTLE	1	1	1	1	1	1	1	1	1	1	-----	DK,ED,U
2	17920-KCY-670	CABLE COMP. B, THROTTLE	1	1	1	1	1	1	1	1	1	1	-----	DK,ED,U
3	22870-KCY-670	CABLE COMP., CLUTCH	1	1	1	1	1	1	1	1	1	1	-----	DK,ED,U
4	22890-KCY-670	CABLE COMP., DECOMPRESSION ..	1	1	1	1	1	1	1	1	1	1	-----	DK,ED,U
5	35020-KCY-650	SWITCH SET, WINKER	1	1	1	1	-	-	-	-	-	-	-----	U
	35020-KCY-U10	-	-	-	-	1	1	1	1	-	-	-----	U
6	35130-MN1-670	SWITCH ASSY., KILL	1	1	1	1	-	-	-	-	-	-	-----	ED
7	35130-MN1-750	SWITCH ASSY., KILL	1	1	1	1	-	-	-	-	-	-	-----	U
	35130-KCY-U10	-	-	-	-	1	1	1	1	-	-	-----	DK,ED,U
8	35132-KR5-013	PLATE, SETTING	1	1	1	1	1	1	1	1	1	1	-----	U
		-	-	-	-	1	1	1	1	-	-	-----	DK,ED
9	35133-KJ2-003	SCREW, PAN, 4X12	2	2	2	2	2	2	2	2	2	2	-----	U
		-	-	-	-	-	2	2	2	2	-	-----	DK,ED
10	35200-KT1-630	SWITCH ASSY., LIGHTING DIMMER	1	1	1	1	-	-	-	-	-	-	-----	ED
11	50177-MA0-000	BOOT, DECOMPRESSION LEVER ...	1	1	1	1	1	1	1	1	1	1	-----	DK,ED,U
12	53140-MK5-010	GRIP ASSY., THROTTLE	1	1	1	1	1	1	1	1	1	1	-----	DK,U
		-	-	-	-	-	1	1	1	1	-	-----	ED
	53140-429-000	1	1	1	1	1	-	-	-	-	-	-----	ED
13	53162-MN1-670	SLIDER, THROTTLE	1	1	1	1	1	1	1	1	1	1	-----	DK,ED,U
14	53163-MN1-670	COVER, THROTTLE PULLEY	1	1	1	1	1	1	1	1	1	1	-----	DK,ED,U
15	53164-MN1-670	SCREW, THROTTLE PULLEY PIVOT	1	1	1	1	1	1	1	1	1	1	-----	DK,ED,U
16	53165-MK5-010	GRIP, R. HANDLE	1	1	1	1	1	1	1	1	1	1	-----	DK,U
		-	-	-	-	-	-	-	-	-	-	-----	ED
	53165-430-000	1	1	1	1	1	-	-	-	-	-	-----	ED
17	53165-MN1-670	PACKING, THROTTLE PULLEY	1	1	1	1	1	1	1	1	1	1	-----	DK,ED,U

3

F-3-1

HANDLE LEVER/SWITCH/CABLE (DK/ED/U)



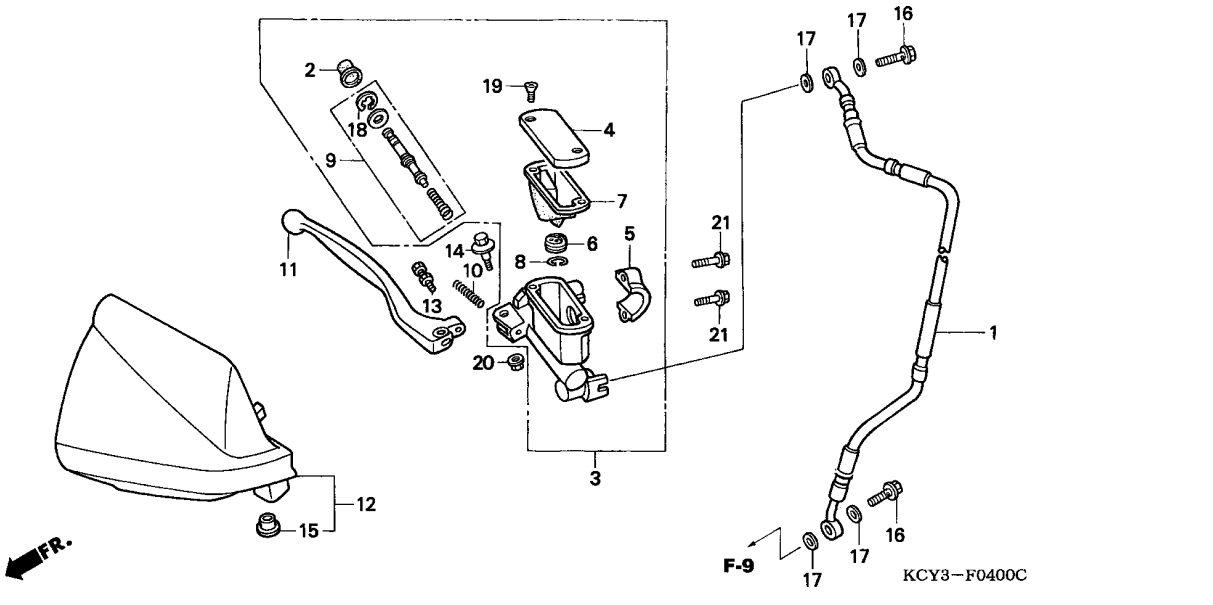
Ref. No.	Part No.	Description	Reqd. QTY							Serial No.	Parts catalogue code			
			T	V	W	X ^{XR400R}	Y	1	2			3		
18	53166-MK5-010	GRIP, L. HANDLE	1	1	1	1	1	1	1	1	1	1	1	DK,U
	53166-430-000	-	-	-	-	-	-	-	-	-	-	-	ED
	53166-430-000	1	1	1	1	1	1	1	1	1	1	1	ED
19	53167-MN1-670	HOUSING, THROTTLE UPPER	1	1	1	1	1	1	1	1	1	1	1	DK,ED,U
20	53168-MN1-670	HOUSING, THROTTLE UNDER	1	1	1	1	1	1	1	1	1	1	1	DK,ED,U
21	53169-MN1-670	PULLEY, THROTTLE	1	1	1	1	1	1	1	1	1	1	1	DK,ED,U
22	53172-KAE-730	BRACKET, L. HANDLE LEVER	1	1	1	1	1	1	1	1	1	1	1	DK,ED,U
23	53173-435-730	BRACKET, DECOMPRESSION LEVER ..	1	1	1	1	1	1	1	1	1	1	1	DK,ED,U
24	53174-KAE-730	HOLDER, L. LEVER BRACKET	1	1	1	1	1	1	1	1	1	1	1	DK,ED,U
25	53174-463-770	PLUG, HANDLE LEVER BRACKET ..	1	1	1	1	1	1	1	1	1	1	1	ED
26	53177-KCZ-000	COVER, L. HANDLE LEVER	1	1	1	1	1	1	1	1	1	1	1	DK,ED,U
27	53178-KAE-730	LEVER, L. STEERING HANDLE ...	1	1	1	1	1	1	1	1	1	1	1	DK,ED,U
28	53180-MAG-650	LEVER, DECOMPRESSION	1	1	1	1	1	1	1	1	1	1	1	DK,ED,U
29	53181-KCY-670	PLATE, GUARD SETTING	1	1	1	1	1	1	1	1	1	1	1	DK,ED,U
30	53185-KCZ-000ZA	GUARD, L. KNUCKLE	1	1	1	1	-	-	-	-	-	-	-	ED,U
		NH196.....ROSS WHITE	1	1	1	1	-	-	-	-	-	-	-	ED,U
	53185-KCZ-000ZB	*R134*.....FIGHTING RED	-	-	-	-	1	1	1	1	1	1	1	DK,ED,U
31	53192-KA4-710	BOLT, WIRE ADJUSTING	1	1	1	1	1	1	1	1	1	1	1	DK,ED,U
32	88112-MM9-000	COVER, LOCK NUT	1	1	1	1	1	1	1	1	1	1	1	ED
33	88210-MM9-000	MIRROR COMP.	1	1	1	1	1	1	1	1	1	1	1	ED
34	88210-195-000	MIRROR COMP., BACK	2	2	2	2	2	2	2	2	2	2	2	DK,U
35	88255-MM9-000	RUBBER COMP., MOUNTING	1	1	1	1	1	1	1	1	1	1	1	ED
36	88311-MM9-000	NUT, LOCK	1	1	1	1	1	-	-	-	-	-	-	ED
	90301-KBA-900	-	-	-	-	-	1	1	1	1	1	1	ED
37	90112-KCZ-000	BOLT, LEVER PIVOT	1	1	1	1	1	1	1	1	1	1	1	DK,ED,U
38	90115-147-000	SCREW, HANDLE LEVER PIVOT, 5X26	1	1	1	1	1	1	1	1	1	1	1	DK,ED,U
39	90312-GE2-000	NUT, FENDER SETTING	1	1	1	1	1	1	1	1	1	1	1	DK,ED,U
40	90314-329-000	NUT, LOCK	2	2	2	2	2	2	2	2	2	2	2	DK,U
41	90321-KA4-700	NUT, FIXING	1	1	1	1	1	1	1	1	1	1	1	DK,ED,U
42	90650-KW3-000	BAND, WIRE	4	4	4	4	4	4	4	4	4	4	4	DK,ED,U
43	93500-04012-1A	SCREW, PAN, 4X12	1	1	1	1	1	-	-	-	-	-	-	ED
44	93500-05020-0G	SCREW, PAN, 5X20	2	2	2	2	2	2	2	2	2	2	2	U
45	93500-05032-0G	SCREW, PAN, 5X32	2	2	2	2	2	-	-	-	-	-	-	ED
	93500-05020-0G	SCREW, PAN, 5X20	-	-	-	-	-	2	2	2	2	2	2	DK,ED
46	93500-06016-0G	SCREW, PAN, 6X16	2	2	2	2	2	2	2	2	2	2	2	DK,ED,U
47	93700-04010-1G	SCREW, OVAL, 4X10	1	1	1	1	1	1	1	1	1	1	1	DK,ED,U
48	93894-04010-10	SCREW-WASHER, 4X10	1	1	1	1	1	1	1	1	1	1	1	DK,ED,U
49	94001-05000-0S	NUT, HEX., 5MM	1	1	1	1	1	1	1	1	1	1	1	DK,ED,U
50	94050-10070	NUT, FLANGE, 10MM	1	1	1	1	1	1	1	1	1	1	1	ED
51	94111-04000	WASHER, SPRING, 4MM	1	1	1	1	1	-	-	-	-	-	-	ED
52	96001-06020-00	BOLT, FLANGE, 6X20	2	2	2	2	2	2	2	2	2	2	2	DK,ED,U
53	96001-06025-07	BOLT, FLANGE, 6X25	1	1	1	1	1	1	1	1	1	1	1	DK,ED,U
54	35020-KCY-E60	SWITCH SET, WINKER	-	-	-	-	1	1	1	1	1	1	1	DK,ED



F-4

FR. BRAKE MASTER CYLINDER (CM)

G10



Service item	F.R.T.
DIAPHRAGM	0.1
.GUARD, R. KNUCKLE	
.LEVER, R. STEERING HANDLE	
CYLINDER SUB ASSY., FR. BRAKE MASTER	0.4
.HOSE, FR. BRAKE	
.PISTON SET, MASTER CYLINDER	

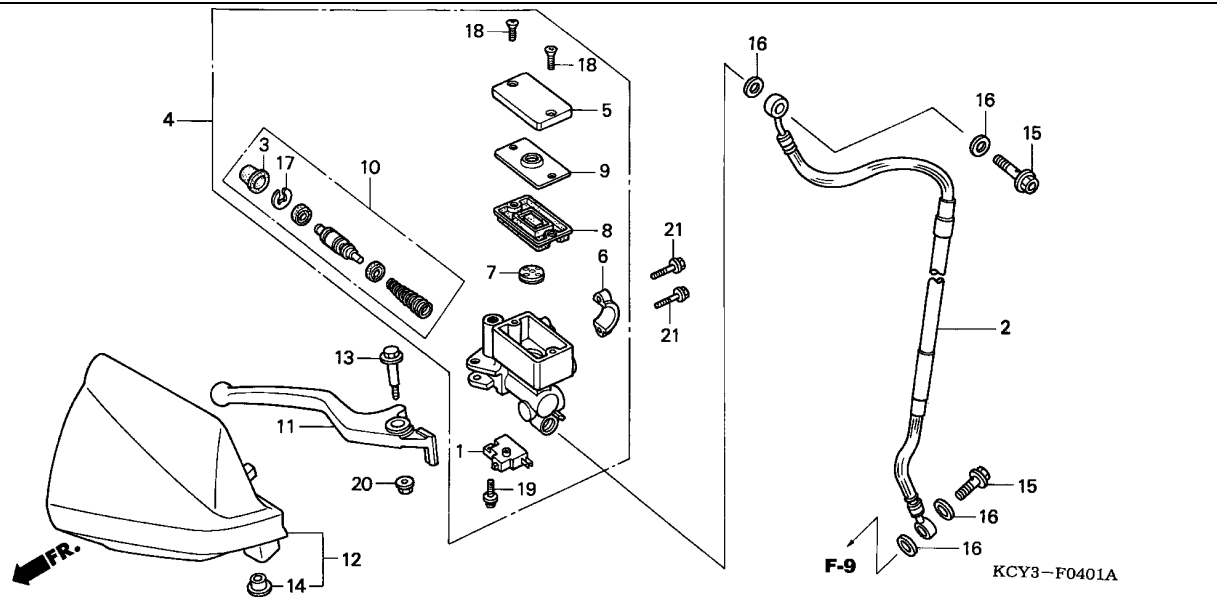
Ref. No.	Part No.	Description	Reqd. QTY									Serial No.	Parts catalogue code
			T	V	W	XR400R							
			X	Y	1	2	3						
1	45125-KCY-671	HOSE, FR. BRAKE	1	1	1	1	1	1	1	1	-----	CM	
2	45504-KN5-006	BOOT COMP.	1	1	1	1	1	1	1	1	-----	CM	
3	45510-KCE-671	CYLINDER SUB ASSY., FR. BRAKE MASTER (NISSIN)	1	1	1	1	1	1	1	1	-----	CM	
4	45513-KCE-671	CAP, MASTER CYLINDER	1	1	1	1	1	1	1	1	-----	CM	
5	45517-GW0-751	HOLDER, MASTER CYLINDER	1	1	1	1	1	1	1	1	-----	CM	
6	45518-KA3-731	SEPARATOR COMP.	1	1	1	1	1	1	1	1	-----	CM	
7	45520-KA3-731	DIAPHRAGM	1	1	1	1	1	1	1	1	-----	CM	
8	45523-KA3-731	RING	1	1	1	1	1	1	1	1	-----	CM	
9	45530-KN5-305	PISTON SET, MASTER CYLINDER	1	1	1	1	-	-	-	-	-----	CM	
	45530-KCE-671	-	-	-	-	1	1	1	1	-----	CM	
10	53174-KN5-006	SPRING, BRAKE LEVER	1	1	1	1	1	1	1	1	-----	CM	
11	53175-KCE-670	LEVER, R. STEERING HANDLE ...	1	1	1	1	1	1	1	1	-----	CM	
12	53180-KCZ-000ZA	GUARD, R. KNUCKLE									-----	CM	
	NH196ROSS WHITE	1	1	1	1	-	-	-	-	-----	CM	
	53180-KCZ-000ZB	*R134*.....FIGHTING RED	1	-	-	-	1	1	1	1	-----	CM	
13	90111-ML3-791	BOLT SET, ADJUSTER	1	1	1	1	1	1	1	1	-----	CM	
14	90113-KCZ-006	BOLT, LEVER PIVOT	1	1	1	1	1	1	1	1	-----	CM	
15	90127-KCZ-000	COLLAR, 6X5.5	1	1	1	1	1	1	1	1	-----	CM	
16	90145-MS9-611	BOLT, OIL, 10X22	2	2	-	-	-	-	-	-	-----	CM	
	90145-MS9-612	-	-	2	2	2	2	2	2	-----	CM	
17	90545-300-000	WASHER, OIL BOLT	4	4	4	4	4	4	4	4	-----	CM	
18	90651-MA5-671	CIRCLIP	1	1	1	1	1	1	1	1	-----	CM	
19	93600-04012-16	SCREW, FLAT, 4X12	2	2	2	2	2	2	2	2	-----	CM	
20	94050-06000	NUT, FLANGE, 6MM	1	1	1	1	1	1	1	1	-----	CM	
21	96001-06022-00	BOLT, FLANGE, 6X22	2	2	2	2	2	2	2	2	-----	CM	

3

F-4-1

FR. BRAKE MASTER CYLINDER (DK/ED/U)

G11



Service item	F.R.T.
DIAPHRAGM	0.1
.GUARD, R. KNUCKLE	
.LEVER, R. STEERING HANDLE	
.SWITCH ASSY., FR. STOP	
CYLINDER SET, MASTER	0.4
.CYLINDER SUB ASSY., FR. BRAKE MASTER	
.HOSE, FR. BRAKE	

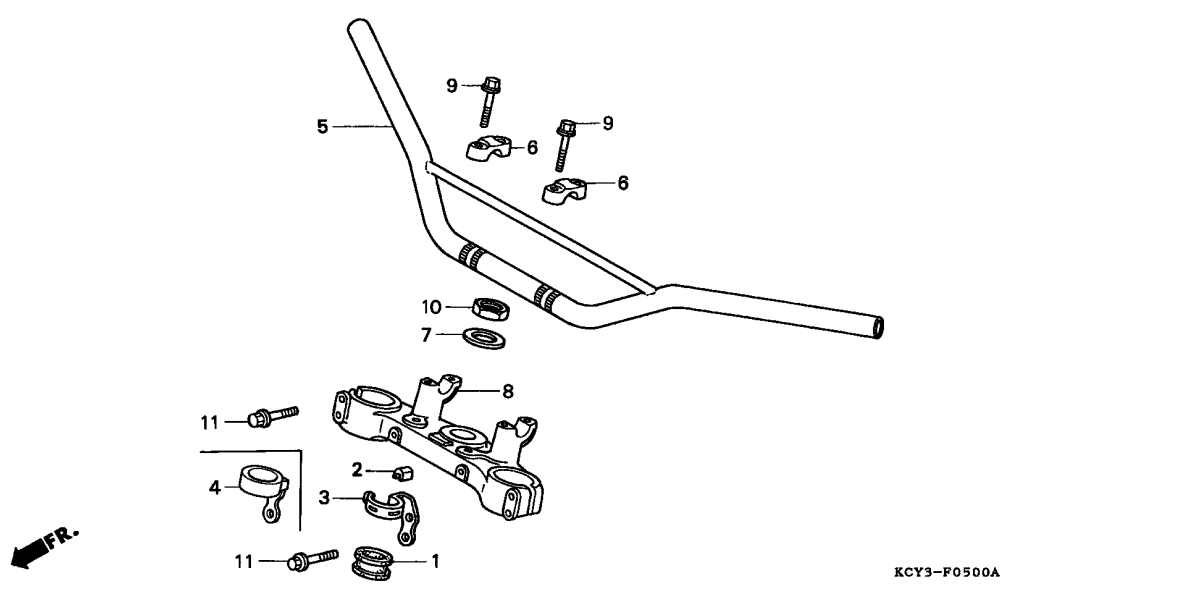
Ref. No.	Part No.	Description	Reqd. QTY									Serial No.	Parts catalogue code	
			T	V	W	XR400R		1	2	3				
						X	Y							
1	35340-MA5-671	SWITCH ASSY., FR. STOP	1	1	1	1	1	1	1	1	1	1	-----	DK,ED,U
2	45125-KCY-651	HOSE, FR. BRAKE	1	1	1	1	1	1	1	1	1	-----	DK,ED,U	
3	45504-410-003	BOOT COMP.	1	1	1	1	1	1	1	1	1	-----	DK,ED,U	
4	45510-KCY-651	CYLINDER SUB ASSY., FR. BRAKE MASTER	1	1	1	1	1	1	1	1	1	-----	DK,ED,U	
5	45513-GW3-851	CAP, MASTER CYLINDER	1	1	1	1	1	1	1	1	1	-----	DK,ED,U	
6	45517-GW0-751	HOLDER, MASTER CYLINDER	1	1	1	1	1	1	1	1	1	-----	DK,ED,U	
7	45518-MG3-016	SEPARATOR COMP.	1	1	1	1	1	1	1	1	1	-----	DK,ED,U	
8	45520-MG7-006	DIAPHRAGM	1	1	1	1	1	1	1	1	1	-----	DK,ED,U	
9	45521-HA2-006	PLATE, DIAPHRAGM	1	1	1	1	1	1	1	1	1	-----	DK,ED,U	
10	45530-KJ1-701	CYLINDER SET, MASTER	1	1	1	-	-	-	-	-	-	-----	ED,U	
	45530-KJ1-702	-	-	-	1	1	1	1	1	1	-----	DK,ED,U	
11	53175-KAE-730	LEVER, R. STEERING HANDLE ...	1	1	1	1	1	1	1	1	1	-----	DK,ED,U	
12	53180-KCZ-000ZA	GUARD, R. KNUCKLE										-----	DK,ED,U	
		NH196.....ROSS WHITE	1	1	1	1	-	-	-	-	-	-----	ED,U	
	53180-KCZ-000ZB	*R134*.....FIGHTING RED	1	-	-	-	1	1	1	1	1	-----	DK,ED,U	
13	90113-KCZ-006	BOLT, LEVER PIVOT	1	1	1	1	1	1	1	1	1	-----	DK,ED,U	
14	90127-KCZ-000	COLLAR, 6X5.5	1	1	1	1	1	1	1	1	1	-----	DK,ED,U	
15	90145-MS9-611	BOLT, OIL, 10X22	2	2	-	-	-	-	-	-	-	-----	ED,U	
	90145-MS9-612	-	-	2	2	2	2	2	2	2	-----	DK,ED,U	
16	90545-300-000	WASHER, OIL BOLT	4	4	4	4	4	4	4	4	4	-----	DK,ED,U	
17	90651-MA5-671	CIRCLIP	1	1	1	1	1	1	1	1	1	-----	DK,ED,U	
18	93600-04012-1G	SCREW, FLAT, 4X12	2	2	2	2	2	2	2	2	2	-----	DK,ED,U	
19	93893-04012-17	SCREW-WASHER, 4X12	1	1	1	1	1	1	1	1	1	-----	DK,ED,U	
20	94050-06000	NUT, FLANGE, 6MM	1	1	1	1	1	1	1	1	1	-----	DK,ED,U	
21	96001-06022-00	BOLT, FLANGE, 6X22	2	2	2	2	2	2	2	2	2	-----	DK,ED,U	

3

F-5

HANDLE PIPE/TOP BRIDGE

G12



Service item	F.R.T.
BRIDGE, FORK TOP (AREA CODE U TYPE 0.6)	0.4
PIPE, STEERING HANDLE (AREA CODE U TYPE 0.6)	0.5

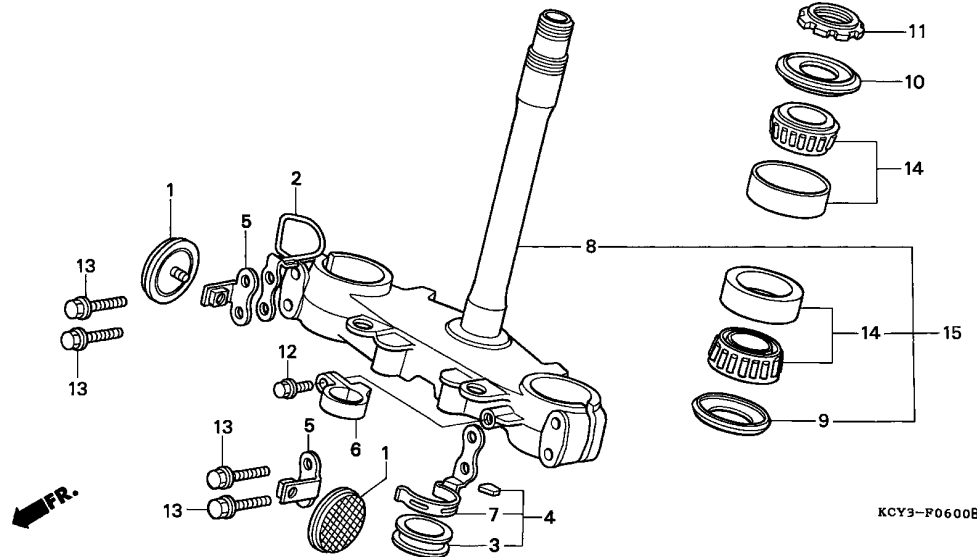
Ref. No.	Part No.	Description	Reqd. QTY									Serial No.	Parts catalogue code	
			T	V	W	X	Y	1	2	3				
1	45466-KA4-000	INNER, CABLE GUIDE	1	1	1	1	1	1	1	1	1	1	-----	CM
2	45467-KV6-300	PROTECTOR	1	1	1	1	1	1	1	1	1	1	-----	CM
3	45469-KV6-000	GUIDE, BRAKE HOSE TOP	1	1	1	1	1	1	1	1	1	1	-----	CM
4	45470-KCY-650	GUIDE COMP., BRAKE HOSE	1	1	1	1	1	1	1	1	1	1	-----	DK,ED,U
5	53100-KCY-650ZA	PIPE, STEERING HANDLE												
	NH333CHALK WHITE	1	1	1	1	-	-	-	-	-	-	-----	ED,U
	53100-KCY-670ZA	*NH333*.....CHALK WHITE	1	-	-	-	-	-	-	-	-	-	-----	CM
	53100-KCE-670ZA	*NH333*.....CHALK WHITE	-	1	-	-	-	-	-	-	-	-	-----	CM
	53100-KCY-760ZA	*NH333*.....CHALK WHITE	-	-	1	1	-	-	-	-	-	-	-----	CM
	53100-KCY-760ZB	*NH146M*												
		ACCURATE SILVER METALLIC	-	-	-	-	1	1	1	1	1	1	-----	CM
	53100-KCY-650ZB	*NH146M*												
		ACCURATE SILVER METALLIC	-	-	-	-	1	1	1	1	1	1	-----	DK,ED,U
6	53131-MS8-000	HOLDER, UPPER	2	2	2	2	2	2	2	2	2	2		
7	53215-GF8-000	WASHER, DUST SEAL	1	1	1	1	1	1	1	1	1	1		
8	53230-KCY-670	BRIDGE, FORK TOP	1	1	1	1	1	1	1	1	1	1	-----	CM
	53230-KCY-650	1	1	1	1	1	1	1	1	1	1	-----	DK,ED,U
9	90103-KFO-000	BOLT, FLANGE, 8X45	4	4	4	4	4	4	4	4	4	4	-----	CM
	90155-MLO-000	BOLT, FLANGE, 8X50	4	-	-	-	-	-	-	-	-	-	-----	TM000164
	90103-KCY-650	4	4	4	4	4	4	4	4	4	4	-----	U
			4	-	-	-	-	-	-	-	-	-	-----	ED
			-	4	4	4	4	4	4	4	4	4	-----	DK,ED
10	90304-425-000	NUT, STEERING STEM	1	1	1	1	1	1	1	1	1	1		
11	96300-08035-00	BOLT, FLANGE, 8X35	4	4	4	4	4	4	4	4	4	4		

3

F-6

STEERING STEM

G13



Service item	F.R.T.
THREAD, STEERING HEAD TOP	0.5
STEM SUB ASSY., STEERING	1.0
(AREA CODE U TYPE 1.1)	
BEARING, HEAD PIPE UPPER	1.0
(ADD 0.1 FOR EACH.)	
(AREA CODE U TYPE 1.1)	
STEM COMP., STEERING	1.1
(AREA CODE U TYPE 1.2)	

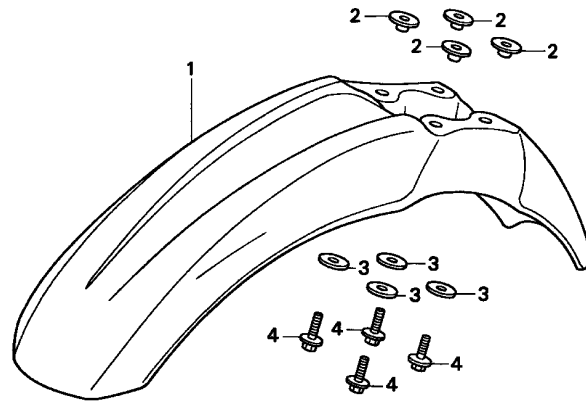
Ref. No.	Part No.	Description	Reqd. QTY									Serial No.	Parts catalogue code
			T	V	W	XR400R							
			X	Y	1	2	3						
1	33742-HB9-641	REFLECTOR, FR. REFLEX	2	2	2	2	2	2	2	2	-----	CM	
2	44835-KCY-670	GUIDE, SPEEDOMETER CABLE	1	1	1	1	1	1	1	1	-----		
3	45466-KA4-000	INNER, CABLE GUIDE	1	1	1	1	1	1	1	1	-----	DK,ED,U	
4	45467-KCZ-900	GUIDE ASSY., BRAKE HOSE BOTTOM	1	1	1	1	1	1	1	1	-----	DK,ED,U	
5	45467-MG2-670	STAY, FR. REFLECTOR	2	2	2	2	2	2	2	2	-----	CM	
6	45468-KS7-830	GUIDE, FR. BRAKE HOSE	1	1	1	1	1	1	1	1	-----	CM	
7	45468-MK5-000	GUIDE, BRAKE HOSE BOTTOM	1	1	1	1	1	1	1	1	-----	DK,ED,U	
8	53200-KCY-670	STEM COMP., STEERING	1	1	1	1	-	-	-	-	-----		
9	53214-KA4-701	DUST SEAL, STEERING HEAD											
		(ARAI)	1	1	1	1	1	1	1	1			
10	53214-KCY-671	DUST SEAL, STEERING HEAD											
		(ARAI)	1	1	1	1	1	1	1	1			
11	53229-MN1-650	THREAD, STEERING HEAD TOP ...	1	1	1	1	1	1	1	1	-----		
12	90106-MJ0-000	BOLT, FLANGE, 6X16	1	1	1	1	1	1	1	1	-----	CM	
13	90107-KF0-000	BOLT, FLANGE, 8X40	4	4	4	4	4	4	4	4	-----		
14	91015-425-831	BEARING, HEAD PIPE UPPER (NTN)	2	-	-	-	-	-	-	-	-----	CM	
	91015-425-832	BEARING, HEAD PIPE UPPER											
		(NACHI)	2	2	2	2	2	2	2	2			
15	53219-KCY-E60	STEM SUB ASSY., STEERING	-	-	-	-	1	1	1	1	-----	ED	
	53219-KCY-A10	-	-	-	-	1	1	1	1	-----	CM,DK,U	



F-7

FRONT FENDER

G14



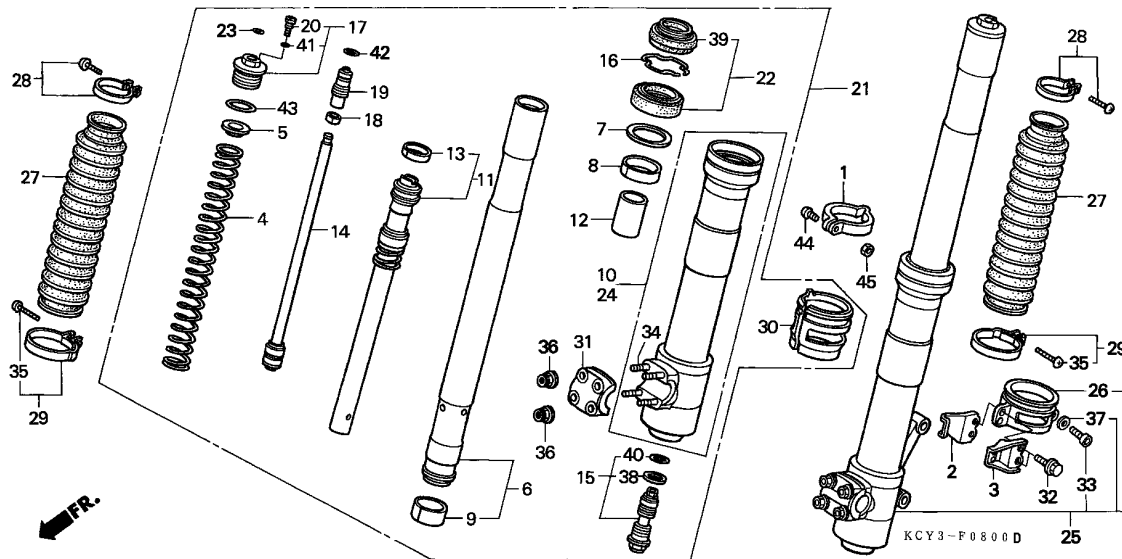
Service item	F.R.T.
FENDER, FR.	0.1

3

Ref. No.	Part No.	Description	Reqd. QTY							Serial No.	Parts catalogue code		
			T	V	W	X	Y	1	2			3	
1	61100-KCZ-000ZB	FENDER, FR.											
		NH196.....ROSS WHITE	1	1	1	-	-	-	-	-	-	-	-
	61100-KCZ-950ZA	*NH196*.....ROSS WHITE	-	-	-	1	-	-	-	-	-	-	-
	61100-KCZ-950ZB	*R134*.....FIGHTING RED	-	-	-	-	1	1	1	1	1	1	1
2	61104-KA4-700	COLLAR, FENDER MOUNTING	4	4	4	4	4	4	4	4	4	4	4
3	90545-292-000	WASHER, 6.5X20	4	4	4	4	4	4	4	4	4	4	4
4	96300-06022-00	BOLT, FLANGE, 6X22	4	4	4	4	4	4	4	4	4	4	4

F-8

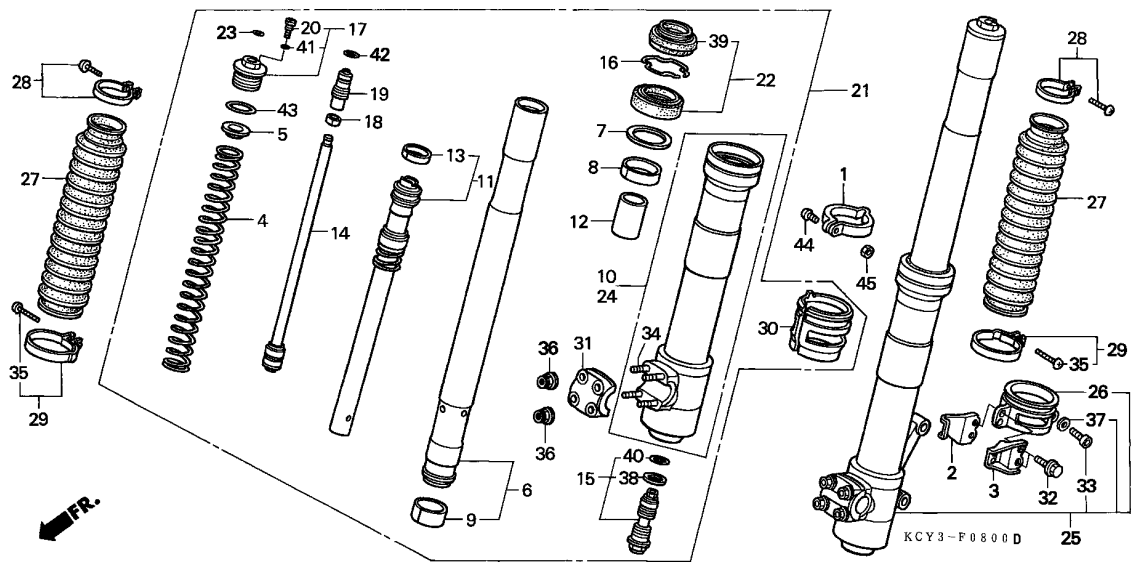
FRONT FORK



Service item	F.R.T.
SPRING, FR. FORK	0.3
BOOT, FR. FORK	0.4
(ADD 0.1 FOR EACH.)	
.FORK SUB ASSY., L. FR.	
(ADD 0.2 FOR EACH.)	
.FORK SUB ASSY., R. FR.	
CYLINDER COMP.	0.8
(ADD 0.5 FOR EACH.)	
(INC. RELATIVE PART)	
.SEAL SET, FR. FORK	
(ADD 0.5 FOR EACH.)	
CASE COMP., L. BOTTOM	0.9
(ADD 0.6 FOR EACH.)	
.CASE COMP., R. BOTTOM	
.PIPE COMP., FR. FORK	
(ADD 0.6 FOR EACH.)	

Ref. No.	Part No.	Description	Reqd. QTY									Serial No.	Parts catalogue code
			T	V	W	XR400R		1	2	3			
1	44832-KCZ-000	CLAMPER, SPEEDOMETER CABLE ..	1	1	1	1	1	1	1	1	1		
2	45461-KA3-710	CLAMP A, FR. BRAKE CABLE ..	1	1	1	1	1	1	1	1	1	-----	CM
	45461-MG3-650	CLAMP A, FR. BRAKE CABLE ..	1	1	1	1	1	1	1	1	1	-----	DK,ED,U
3	45462-KA3-710	CLAMP B, FR. BRAKE CABLE ..	1	1	1	1	1	1	1	1	1	-----	CM
	45462-MG3-650	CLAMP B, FR. BRAKE CABLE ..	1	1	1	1	1	1	1	1	1	-----	DK,ED,U
4	51401-KCY-671	SPRING, FR. FORK	2	2	-	-	-	-	-	-	-		
	51401-KCY-761	-	-	2	2	2	2	2	2	2		
5	51404-MR7-003	SEAT, SPRING	2	2	-	-	-	-	-	-	-		
	51405-KA4-711	-	-	2	2	2	2	2	2	2		
6	51410-KCY-671	PIPE COMP., FR. FORK	2	2	-	-	-	-	-	-	-		
	51410-KCY-761	-	-	2	2	2	2	2	2	2		
7	51412-KA4-711	RING, BACK UP	2	2	2	2	2	2	2	2	2		
8	51414-MN1-671	BUSH, GUIDE	2	2	-	-	-	-	-	-	-		
	51414-KCY-761	-	-	2	2	2	2	2	2	2		
9	51415-MN1-671	BUSH, SLIDER	2	2	-	-	-	-	-	-	-		
	51415-KCY-761	-	-	2	2	2	2	2	2	2		
10	51420-KCY-671	CASE COMP., R. BOTTOM	1	1	1	1	1	1	1	1	1		
11	51430-KCY-671	CYLINDER COMP.	2	2	2	2	2	2	2	2	2		
12	51432-KCY-671	PIECE, OIL LOCK	2	2	-	-	-	-	-	-	-		
	51432-KCY-761	-	-	2	2	2	2	2	2	2		
13	51435-KS7-003	BUSH, CYLINDER	2	2	2	2	2	2	2	2	2		
14	51440-KCY-671	ROD COMP., PISTON	2	2	-	-	-	-	-	-	-		
	51470-KCY-761	-	-	2	2	2	2	2	2	2		
15	51441-KCY-671	BOLT COMP., CENTER	2	2	-	-	-	-	-	-	-		
	51441-KCY-761	-	-	2	2	2	2	2	2	2		
16	51447-KA4-711	RING, OIL SEAL STOPPER	2	2	2	2	2	2	2	2	2		



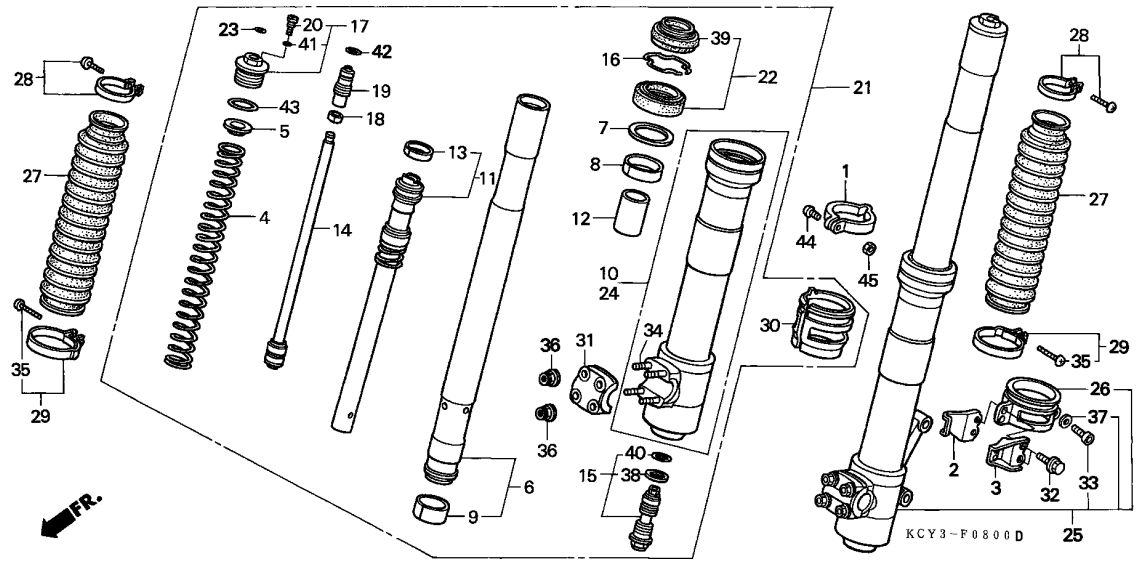


Ref. No.	Part No.	Description	Reqd. QTY									Serial No.	Parts catalogue code
			T	V	W	XR400R		1	2	3			
						X	Y						
17	51450-KCY-671	BOLT ASSY., FR. FORK	2	2	2	2	2	2	2	2	2		
18	51451-KS7-003	NUT, LOCK	2	2	2	2	2	2	2	2	2		
19	51456-KCY-671	CASE, ADJUSTER	2	2	2	2	2	2	2	2	2		
20	51456-KZ3-711	BOLT, PLUG	2	2	2	2	2	2	2	2	2		
21	51480-KCY-671	FORK SUB ASSY., R. FR. (SHOWA)	1	1	-	-	-	-	-	-	-		
	51480-KCY-761	-	-	1	1	1	1	1	1	1		
22	51490-KS6-305	SEAL SET, FR. FORK (SHOWA)	2	2	2	2	2	2	2	2	2		
23	51496-MR7-003	LABEL	2	2	2	2	2	2	2	2	2		
24	51520-KCY-671	CASE COMP., L. BOTTOM	1	1	1	1	1	1	1	1	1		
25	51580-KCY-671	FORK SUB ASSY., L. FR. (SHOWA)	1	1	-	-	-	-	-	-	-		
	51580-KCY-761	-	-	1	1	1	1	1	1	1		
26	51610-KCY-671	HOLDER, BRAKE HOSE CLAMP	1	1	1	1	1	1	1	1	1		
27	51611-MN1-671ZC	BOOT, FR. FORK											
		P9.....URANUS VIOLET	2	-	-	-	-	-	-	-	-		
	51611-MN1-671ZD	*NH1*.....BLACK	-	2	2	2	2	2	2	2	2		
28	51612-KA4-831	BAND, BOOT UPPER (SHOWA)	2	2	2	2	2	2	2	2	2		
29	51613-MK2-003	BAND, BOOT LOWER	2	2	2	2	2	2	2	2	2		
30	51620-KCY-671	HOLDER, SPEEDOMETER CABLE											
		CLAMP	1	1	1	1	1	1	1	1	1		
31	51634-KZ3-003	HOLDER, AXLE	2	2	2	2	2	2	2	2	2		
32	90113-KZ3-000	BOLT, FLANGE, 6MM	2	2	2	2	2	2	2	2	2		
33	90116-KCY-671	BOLT, SOCKET, 5X20	1	1	1	1	1	1	1	1	1		
34	90136-KCY-671	BOLT, STUD, 6X25	8	8	8	8	8	8	8	8	8		
35	90202-MK2-003	SCREW, PAN, 3.5X25	2	2	2	2	2	2	2	2	2		
36	90301-473-003	NUT, U, 6MM	8	8	8	8	8	8	8	8	8		

F-8

FRONT FORK

H 1



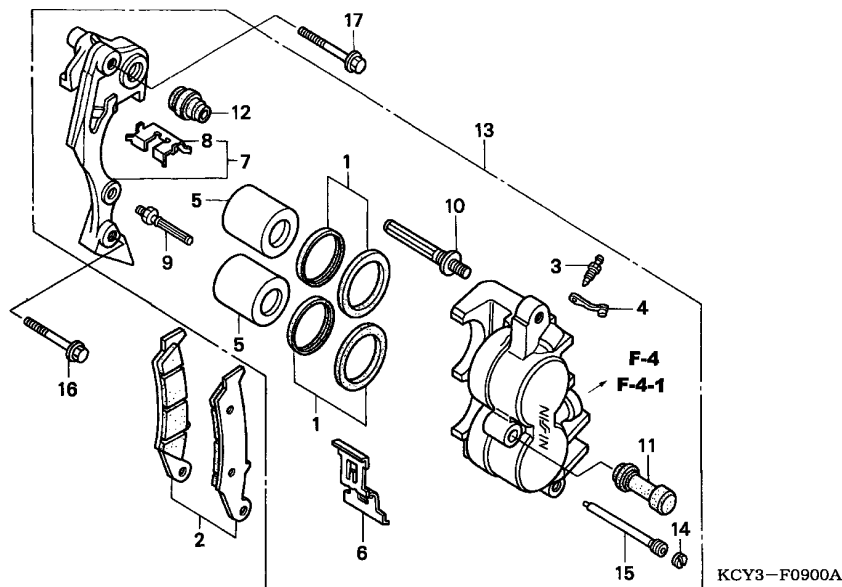
Ref. No.	Part No.	Description	Reqd. QTY									Serial No.	Parts catalogue code
			T	V	W	XR400R		1	2	3			
						X	Y						
37	90507-KCY-671	WASHER, PLAIN, 5MM	1	1	1	1	1	1	1	1	1		
38	90544-KZ3-003	WASHER, SPECIAL	2	2	2	2	2	2	2	2	2		
39	91254-KA4-831	DUST SEAL, FR. FORK	2	2	2	2	2	2	2	2	2		
40	91256-GC5-003	O-RING, 15.5X1.5	2	2	2	2	2	2	2	2	2		
41	91301-KZ3-711	O-RING, 3.5X1.5	2	2	2	2	2	2	2	2	2		
42	91311-MR7-003	O-RING, 13.8X2.4	2	2	2	2	2	2	2	2	2		
43	91356-KA4-711	O-RING, 35.2X2.4	2	2	2	2	2	2	2	2	2		
44	93500-05020-0G	SCREW, PAN, 5X20	1	1	1	1	1	1	1	1	1		
45	94001-05070-0S	NUT, HEX., 5MM	1	1	1	1	1	1	1	1	1		

3

F-9

FRONT BRAKE CALIPER

H 2



Service item	F.R.T.
PAD SET, FR.	0.1
BRACKET COMP., L. FR.	0.2
CALIPER SUB ASSY., L. FR.	
	BRAKE
	0.4
PISTON COMP.	0.5
(ADD 0.1 FOR EACH.)	
(INC. RELATIVE PART)	

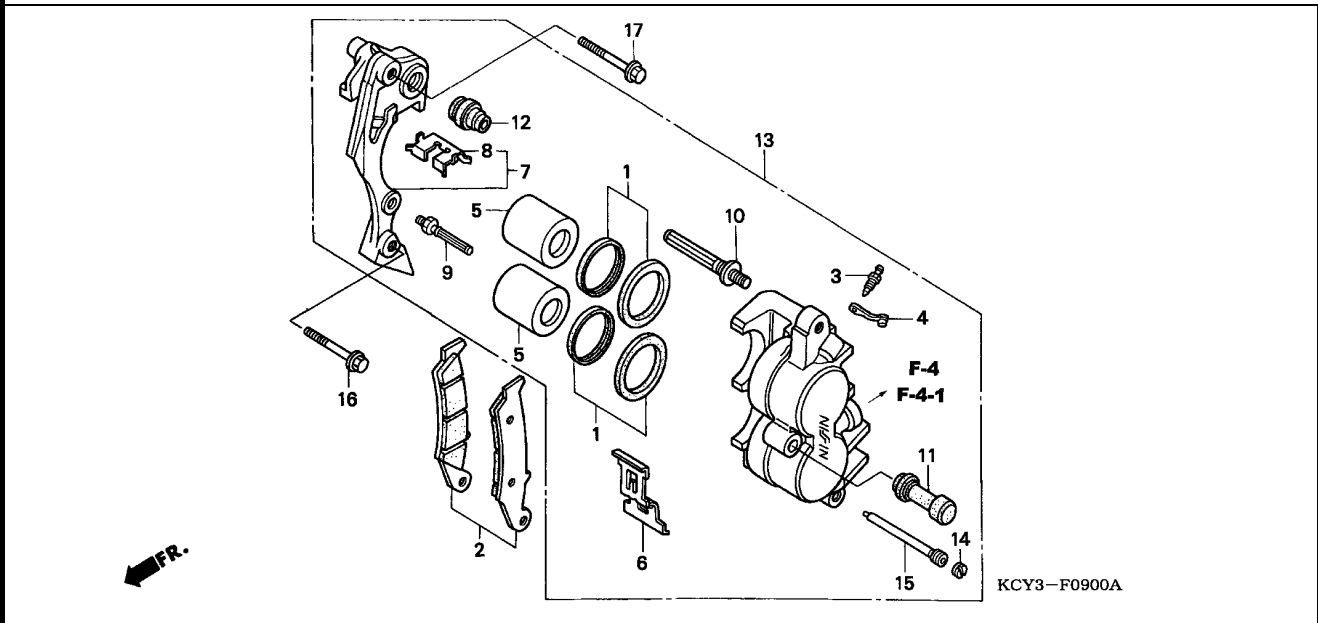
Ref. No.	Part No.	Description	Reqd. QTY								Serial No.	Parts catalogue code
			T	V	W	XR400R		1	2	3		
1	06431-MA3-405	SEAL SET, PISTON	2	2	2	2	2	2	2	2		
2	06455-KCZ-000	PAD SET, FR.	1	1	1	1	1	1	1	1	-----	----- CM,DK,ED
	06455-KBR-731	1	-	-	-	-	-	-	-	TM000732	U
		1	-	-	-	-	-	-	-	TM000733	U
		-	1	1	1	1	1	1	1	-----	U
3	43352-568-003	SCREW, BLEEDER	1	1	1	1	1	1	1	1		
4	43353-461-771	CAP, BLEEDER	1	1	1	1	1	1	1	1		
5	45107-KS6-702	PISTON COMP.	2	2	2	2	2	2	2	2	-----	----- CM,DK,ED
	45107-MY1-006	PISTON	2	2	2	2	2	2	2	2	-----	U
6	45108-MY1-006	SPRING, PAD	1	1	1	1	1	1	1	1		
7	45110-KCY-670	BRACKET COMP., L. FR.	1	-	-	-	-	-	-	-	-----	----- CM
		1	-	-	-	-	-	-	-	-----	----- TM001723 ED
	45110-KS6-702	1	-	-	-	-	-	-	-	-----	----- TM001137 U
	45110-KCY-671	1	-	-	-	-	-	-	-	TM001138	U
		1	-	-	-	-	-	-	-	TM001724	ED
		-	1	1	1	1	1	1	1		
8	45112-KS6-701	RETAINER	1	1	1	1	1	1	1	1		
9	45131-HA5-672	BOLT A, PIN	1	1	1	1	1	1	1	1		
10	45131-KAE-006	BOLT, PIN	1	1	1	1	1	1	1	1	-----	----- CM,DK,ED
	45131-166-016	1	1	1	1	1	1	1	1	-----	U
11	45132-166-016	BOOT, PIN BUSH (NISSIN)	1	1	1	1	1	1	1	1		
12	45133-MA3-006	BOOT B	1	1	1	1	1	1	1	1		
13	45150-KCY-670	CALIPER SUB ASSY., L. FR.	1	-	-	-	-	-	-	-	-----	----- TM001723 ED
		BRAKE (NISSIN)	1	-	-	-	-	-	-	-		

3

F-9

FRONT BRAKE CALIPER

H 3



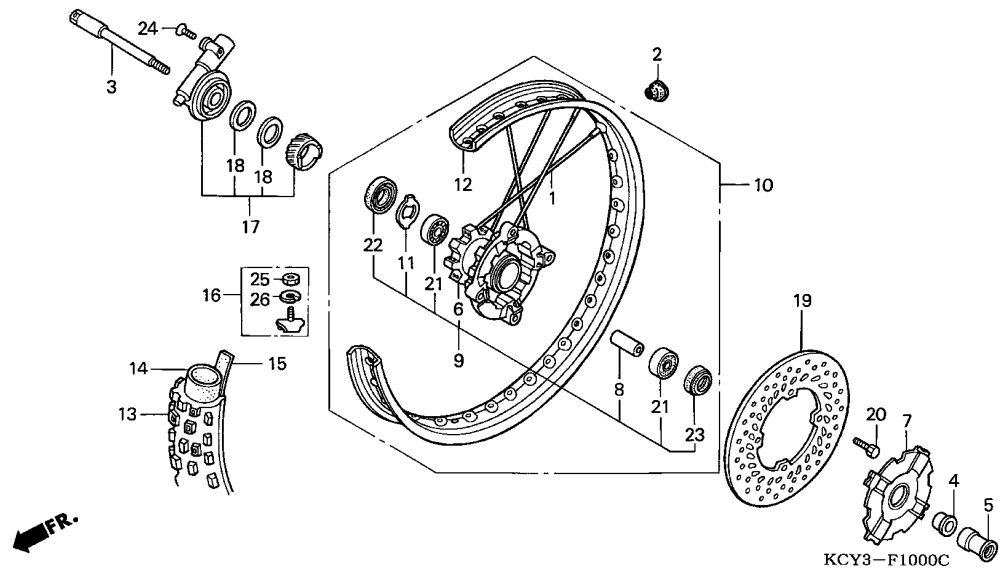
Ref. No.	Part No.	Description	Reqd. QTY							Serial No.	Parts catalogue code
			T	V	W	X	Y	1	2		
13)	45150-KCY-671	CALIPER SUB ASSY., L. FR. BRAKE (NISSIN)	1	1	1	1	1	1	1	1	----- CM,DK ----- TM001724 ED ----- ED ----- U
	45150-KCZ-006	1	1	1	1	1	1	1	1	
14	45203-MG3-016	PLUG, PIN	1	1	1	1	1	1	1	1	
15	45215-HA5-672	PIN, HANGER	1	1	1	1	1	1	1	1	
16	90131-KBV-003	BOLT, FLANGE, 8X32	1	1	1	1	1	1	1	1	
17	90131-MS6-900	BOLT, FLANGE, 8X40	1	1	1	1	1	1	1	1	

3

F-10

FRONT WHEEL

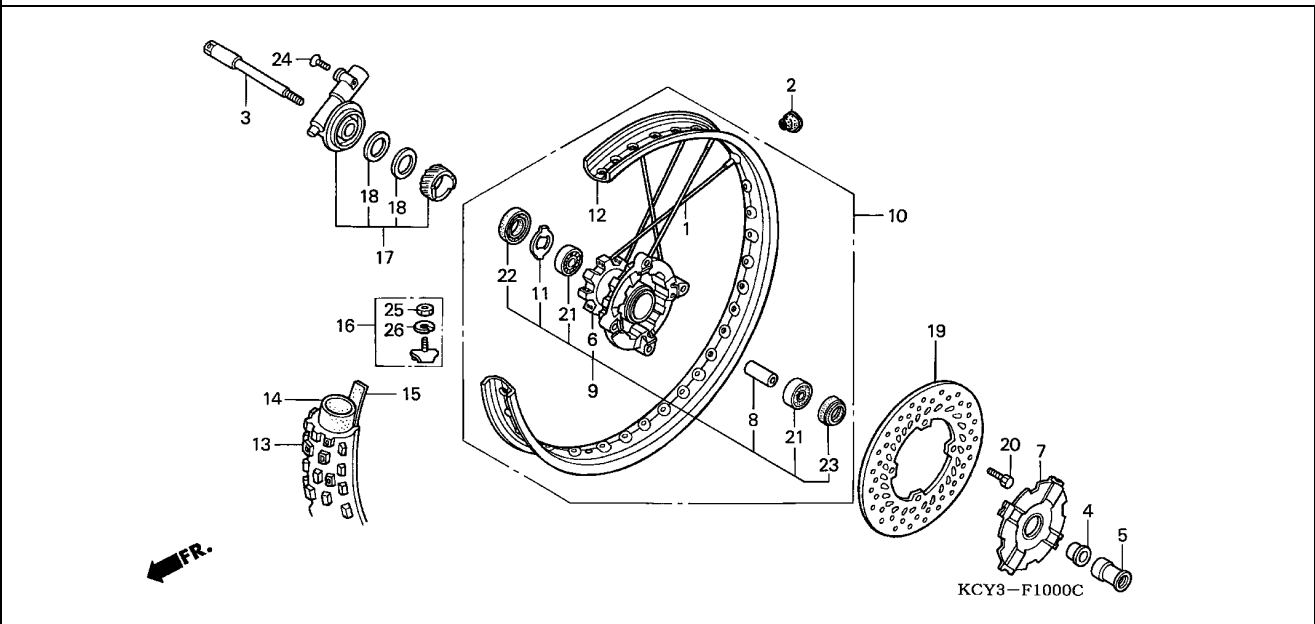
H 4



Service item	F.R.T.
AXLE, FR. WHEEL	0.3
.BOX ASSY., SPEEDOMETER GEAR	
DISK, FR. BRAKE	0.4
BEARING, RADIAL BALL, 6003-SH2 (ADD 0.1 FOR EACH.)	0.5
.COLLAR, FR. AXLE DISTANCE	
TIRE, FR.	0.9
.TUBE, TIRE	
WHEEL SUB ASSY., FR.	1.0
RIM, FR. WHEEL	2.3
HUB SUB ASSY., FR. WHEEL	2.4
HUB, FR. WHEEL	2.6

3

Ref. No.	Part No.	Description	Reqd. QTY							Serial No.	Parts catalogue code
			T	V	W	X	Y	1	2		
1	06440-KCY-670	SPOKE SET, FR. (E10X249)	36	36	36	36	36	36	36		
2	42714-KA3-710	CAP, VALVE	1	1	1	1	1	1	1		
3	44301-KAE-870	AXLE, FR. WHEEL	1	1	1	1	1	1	1		
4	44311-KAE-870	COLLAR, FR. WHEEL	1	1	1	1	1	1	1		
5	44320-KCY-670	SLEEVE, FR. AXLE HOLDER	1	1	1	1	1	1	1		
6	44601-KAE-870	HUB, FR. WHEEL	1	-	-	-	-	-	-		
			-	1	1	1	1	1	1		----- CM,U
7	44610-KW3-010ZB	COVER, FR. HUB									
		NH1.....BLACK	1	1	1	1	1	1	1		
8	44620-KAE-870	COLLAR, FR. AXLE DISTANCE ...	1	1	1	1	1	1	1		
9	44635-KCY-690	HUB SUB ASSY., FR. WHEEL	-	1	1	1	1	1	1		----- DK,ED
10	44650-KCY-670	WHEEL SUB ASSY., FR.	1	1	1	1	1	1	1		
11	44680-MA0-000	RETAINER, GEAR BOX	1	1	1	1	1	1	1		
12	44701-MN1-671	RIM, FR. WHEEL	1	1	1	1	1	1	1		
13	44711-ML3-911	TIRE, FR. (DUNLOP)									
		(80/100-21 51M K490C)	1	1	1	1	1	1	1		----- CM
	44711-KT0-652	TIRE, FR. (IRC)									
		(80/100-21 4PR/51P TR8)	1	1	1	1	1	1	-		----- U
			-	1	1	1	1	1	-		----- DK,ED
	44711-KCY-641	TIRE, FR. (DUNLOP)									
		(80/100-21 51M)	1	-	-	-	-	-	-		----- ED
	44711-KT0-653	TIRE, FR. (IRC)									
		(3.00-21 4PR/51P)	-	-	-	-	-	-	1		----- DK,ED,U
14	44712-400-004	TUBE, TIRE (DUNLOP)									
		(2.75/3.00-21)	1	-	-	-	-	-	-		----- ED
	44712-KS6-641	TUBE, TIRE (DUNLOP)(80/100-21)	1	1	1	1	1	1	1		----- CM

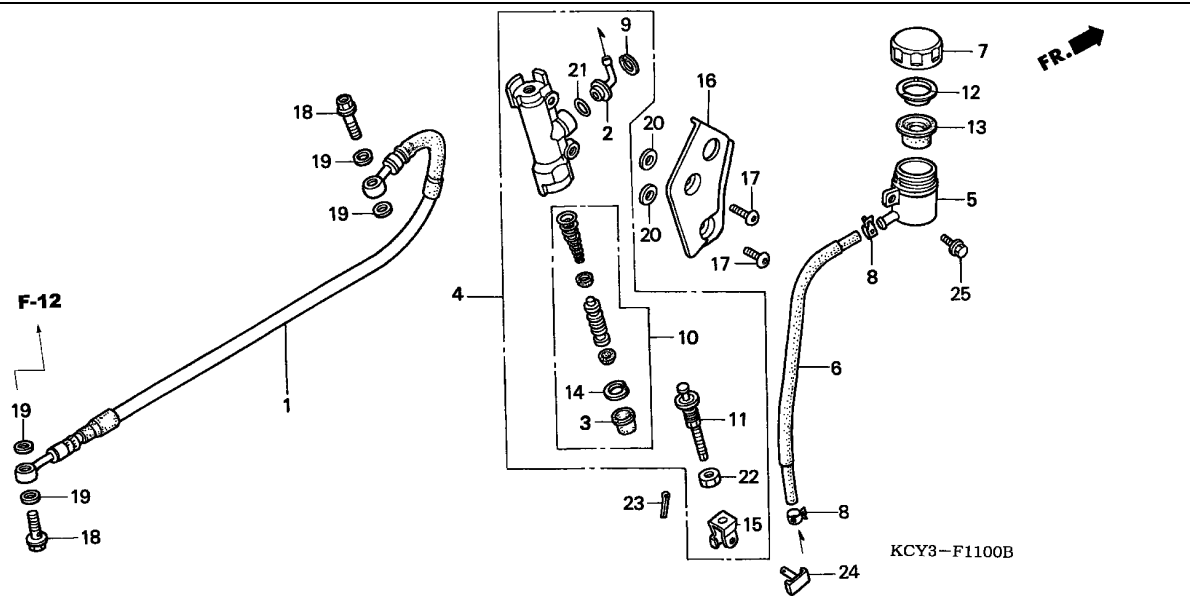


Ref. No.	Part No.	Description	Reqd. QTY									Serial No.	Parts catalogue code	
			T	V	W	XR400R								
			X	Y	1	2	3							
14)	44712-446-631	TUBE, TIRE (IRC)(2.75/3.00-21)	1	1	1	1	1	1	1	1	1	-----	-----	U
15	44713-KS6-641	FLAP, TIRE (DUNLOP)	-	1	1	1	1	1	1	1	1	-----	-----	DK,ED
	44713-446-631	FLAP, TIRE (IRC)	1	-	-	-	-	-	-	-	-	-----	-----	CM
			1	-	-	-	-	-	-	-	-	-----	-----	ED
			1	1	1	1	1	1	1	1	1	-----	-----	U
			-	1	1	1	1	1	1	1	1	-----	-----	DK,ED
16	44715-MA0-770	STOPPER, BEAD (1.60)	1	1	1	1	1	1	1	1	1			
17	44800-MY6-771	BOX ASSY., SPEEDOMETER GEAR	1	1	1	1	1	1	1	1	1			
18	44809-402-000	WASHER, SPEEDOMETER GEAR	2	2	2	2	2	2	2	2	2			
19	45351-KZ1-771	DISK, FR. BRAKE	1	1	1	1	1	1	1	1	1	-----	-----	CM,DK,ED
	45351-KV6-670	1	1	1	1	1	1	1	1	1	-----	-----	U
20	90105-KAE-870	BOLT, DISK, 6X17	4	4	4	4	4	4	4	4	4			
21	91065-KA3-832	BEARING, RADIAL BALL, 6003-SH2	2	2	2	2	2	2	2	2	2			
22	91258-410-006	DUST SEAL, 40X50X5(NOK)	1	-	-	-	-	-	-	-	-	-----	-----	CM
	91258-410-013	DUST SEAL, 40X50X5 (ARAI)	1	1	1	1	1	1	1	1	1			
23	91259-KS6-831	DUST SEAL, 24X37X7(NOK)	1	1	1	1	1	1	1	1	1			
24	93700-05020-0G	SCREW, OVAL, 5X20	1	1	1	1	1	1	1	1	1			
25	94001-08000-0S	NUT, HEX., 8MM	1	1	1	1	1	1	1	1	1			
26	94111-08000	WASHER, SPRING, 8MM	1	1	1	1	1	1	1	1	1			

F-11

REAR BRAKE MASTER CYLINDER

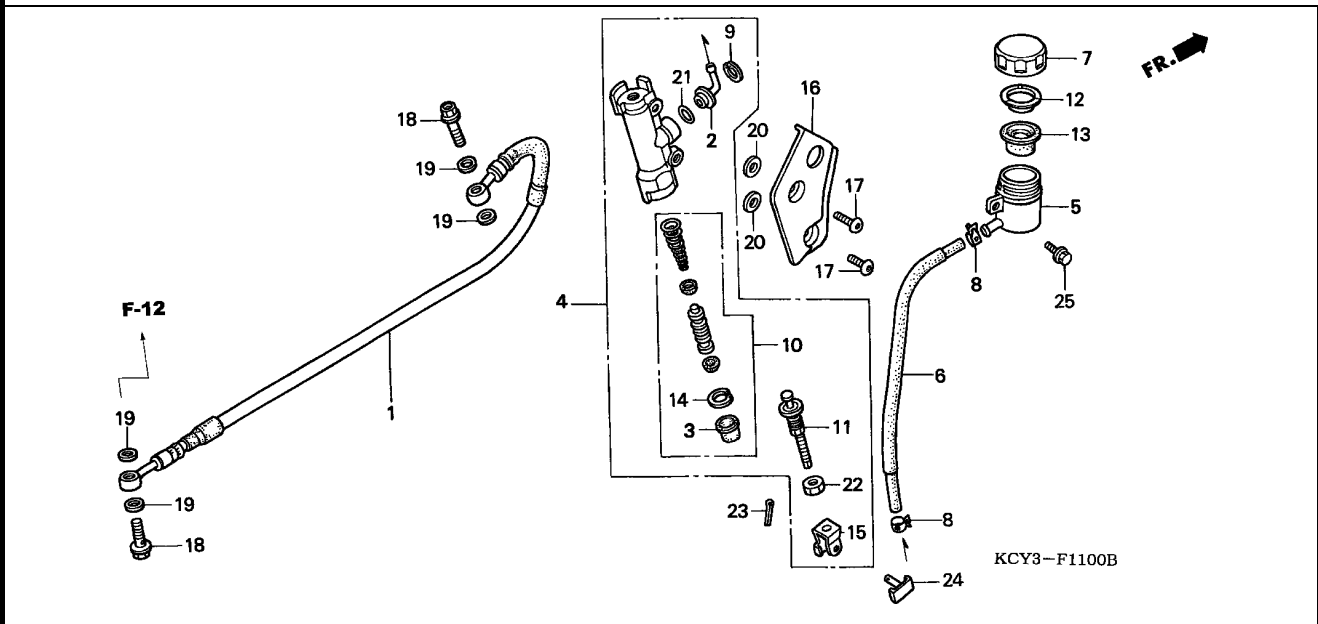
H 6



Service item	F.R.T.
DIAPHRAGM	0.1
CUP COMP., MASTER CYLINDER OIL	0.2
HOSE, RR. MASTER CYLINDER	0.3
CYLINDER SUB ASSY., RR. BRAKE MASTER	0.5
.PISTON SET, MASTER CYLINDER	
HOSE, RR. BRAKE	0.6

3

Ref. No.	Part No.	Description	Reqd. QTY							Serial No.	Parts catalogue code	
			T	V	W	XR400R		1	2			3
1	43310-KCY-671	HOSE, RR. BRAKE	1	1	1	1	1	1	1	1		
2	43503-KCY-671	CONNECTOR	1	1	1	1	1	1	1	1		
3	43504-MB2-006	BOOT COMP.	1	1	1	1	1	1	1	1		
4	43510-KCY-671	CYLINDER SUB ASSY., RR. BRAKE MASTER	1	1	1	1	1	1	1	1		
5	43511-KS6-702	CUP COMP., MASTER CYLINDER OIL	1	1	1	1	1	1	1	1		
6	43512-KCY-670	HOSE, RR. MASTER CYLINDER ...	1	1	1	1	1	1	1	1		
7	43513-KS6-701	CAP, MASTER CYLINDER	1	1	1	1	1	1	1	1		
8	43514-KS6-701	CLAMP, MASTER CYLINDER OIL HOSE	2	2	2	2	2	2	2	2		
9	43517-KS6-701	CIRCLIP, RR. MASTER CYLINDER	1	1	1	1	1	1	1	1		
10	43520-MJ6-305	PISTON SET, MASTER CYLINDER	1	1	1	1	1	1	1	1		
11	43530-KS7-831	ROD COMP., PUSH	1	1	1	1	1	1	1	1		
12	45518-GM9-711	PLATE, DIAPHRAGM	1	1	1	1	1	1	1	1		
13	45520-GM9-711	DIAPHRAGM	1	1	1	1	1	1	1	1		
14	46182-500-013	CIRCLIP	1	1	1	1	1	1	1	1		
15	46504-KV6-702	JOINT, BRAKE ROD	1	1	1	1	1	1	1	1		
16	50605-KCE-670	PLATE, PIVOT	1	1	1	1	1	1	1	1		
17	90109-KZ9-000	BOLT, RR. MASTER CYLINDER ...	2	2	2	2	2	2	2	2		
18	90145-MS9-611	BOLT, OIL, 10X22	2	2	-	-	-	-	-	-		
	90145-MS9-612	-	-	2	2	2	2	2	2		
19	90545-300-000	WASHER, OIL BOLT	4	4	4	4	4	4	4	4		
20	90581-GB5-610	WASHER, PLAIN, 6MM	2	-	-	-	-	-	-	-		----- ED,U
			-	2	2	2	2	2	2	2		
21	91212-422-006	O-RING, 14.8X2.4	1	1	1	1	1	1	1	1		



Ref. No.	Part No.	Description	Reqd. QTY						Serial No.	Parts catalogue code
			T	V	W	X	Y	1		

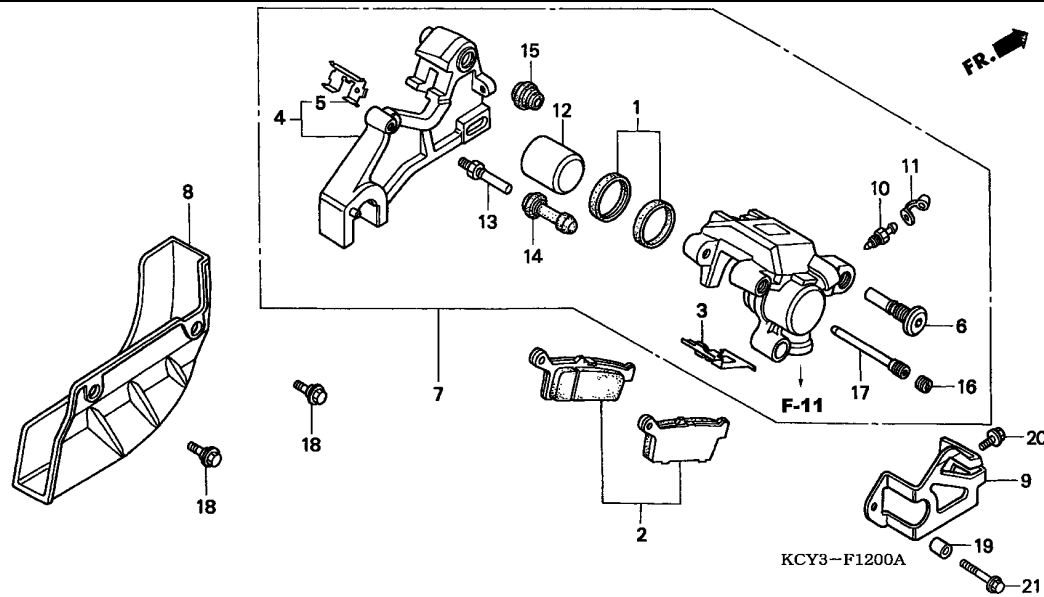
22	94002-08000-0S	NUT, HEX., 8MM	1	1	1	1	1	1	1	1		
23	94201-20120	PIN, SPLIT, 2.0X12	1	1	1	1	1	1	1	1		
24	95015-54000	PIN D, JOINT	1	1	1	1	1	1	1	1		
25	96300-06012-00	BOLT, FLANGE, 6X12	1	1	1	1	1	1	1	1		



F-12

REAR BRAKE CALIPER

H 8



Service item	F.R.T.
COVER, RR. DISK	0.1
.GUARD, RR. CALIPER	
.PAD SET, RR.	
BRACKET COMP., RR.	0.5
CALIPER SUB ASSY., RR. BRAKE	0.6
PISTON	0.7
(INC. RELATIVE PART)	

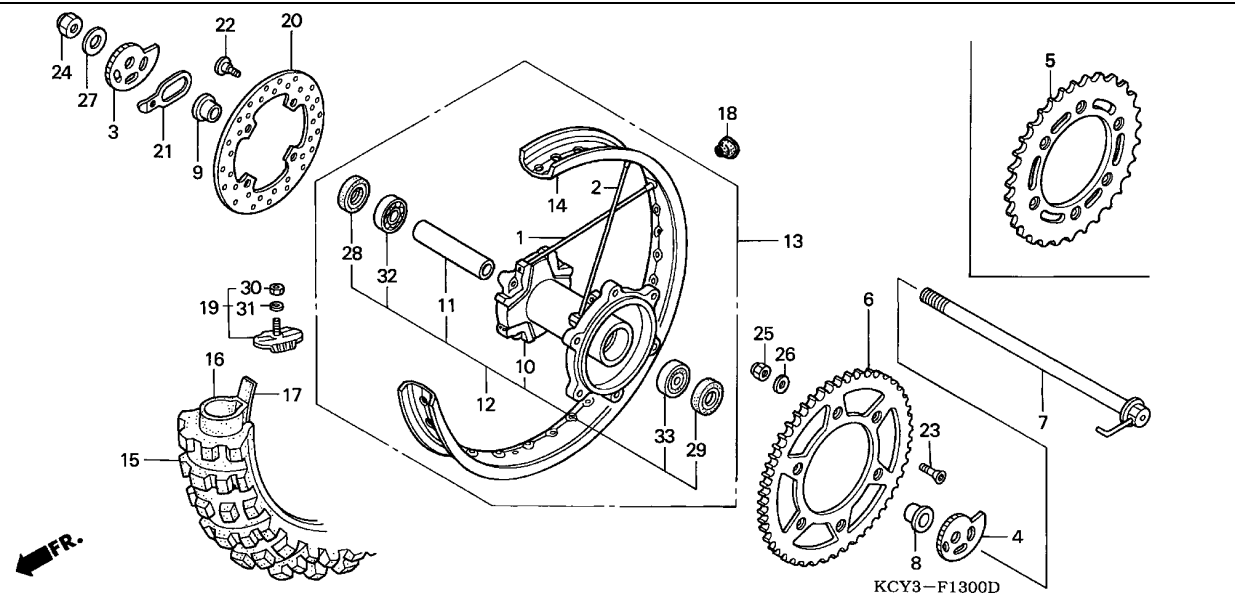
Ref. No.	Part No.	Description	Reqd. QTY									Serial No.	Parts catalogue code
			T	V	W	XR400R		1	2	3			
1	06431-MA3-405	SEAL SET, PISTON	1	1	1	1	1	1	1	1	1		
2	06435-KCZ-000	PAD SET, RR.	1	1	1	1	1	1	1	1	1		
3	43108-MY6-671	SPRING, PAD	1	1	1	1	1	1	1	1	1		
4	43110-KZ1-671	BRACKET COMP., RR. (NISSIN)	1	-	-	-	-	-	-	-	-		
	43110-MY6-671	-	1	1	1	1	1	1	1	1		
5	43112-KS6-701	RETAINER	1	1	1	1	1	1	1	1	1		
6	43131-KW3-006	BOLT, PIN	1	1	1	1	1	1	1	1	1		
7	43150-KZ1-306	CALIPER SUB ASSY., RR. BRAKE (NISSIN)	1	-	-	-	-	-	-	-	-		
	43150-MY6-305	-	1	1	1	1	1	1	1	1		
8	43330-KZ1-670	COVER, RR. DISK	1	1	1	1	1	1	1	1	1		
9	43340-KS6-831	GUARD, RR. CALIPER	1	1	1	1	1	1	1	1	1		
10	43352-568-003	SCREW, BLEEDER	1	1	1	1	1	1	1	1	1		
11	43353-461-771	CAP, BLEEDER	1	1	1	1	1	1	1	1	1		
12	45107-ML4-006	PISTON	1	1	1	1	1	1	1	1	1		
13	45131-KAE-006	BOLT, PIN	1	1	1	1	1	1	1	1	1		
14	45132-166-016	BOOT, PIN BUSH (NISSIN)	1	1	1	1	1	1	1	1	1		
15	45133-MA3-006	BOOT B	1	1	1	1	1	1	1	1	1		
16	45203-MG3-016	PLUG, PIN	1	1	1	1	1	1	1	1	1		
17	45215-KA3-732	PIN, HANGER	1	1	1	1	1	1	1	1	1		
18	90020-ZV0-000	BOLT, FLANGE, 6X10	2	2	2	2	2	2	2	2	2		
19	91552-ZG3-010	COLLAR A, ENGINE COVER (17MM)	1	1	1	1	1	1	1	1	1		
20	96300-06012-00	BOLT, FLANGE, 6X12	1	1	1	1	1	1	1	1	1		
21	96300-06032-00	BOLT, FLANGE, 6X32	1	1	1	1	1	1	1	1	1		

3

F-13

REAR WHEEL

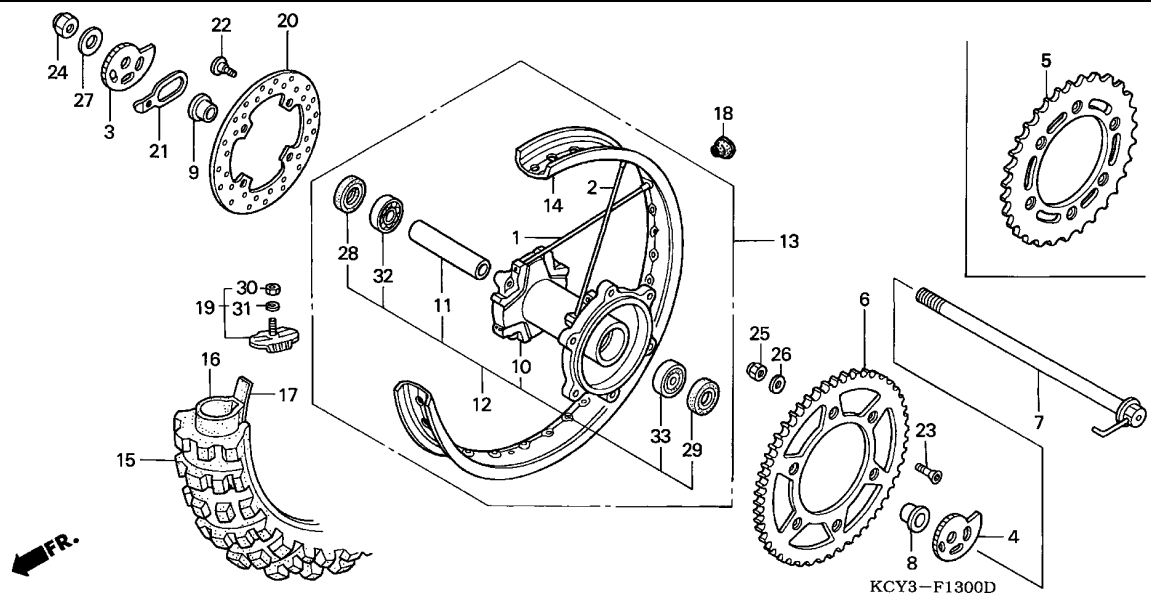
H 9



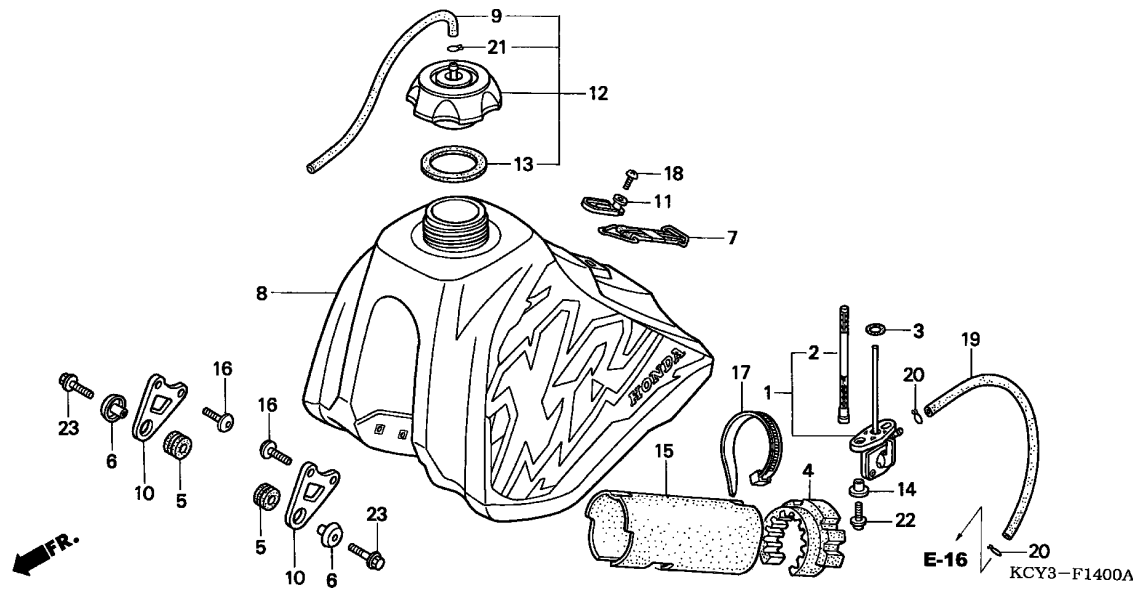
Service item	F.R.T.
AXLE, RR. WHEEL	0.3
DISK, RR. BRAKE	0.4
.SPROCKET, FINAL DRIVEN	
BEARING, RADIAL BALL, 6203U ..	0.5
(ADD 0.1 FOR EACH.)	
.BEARING, RADIAL BALL, 6303U	
.COLLAR, RR. AXLE DISTANCE	
TIRE, RR.	1.0
.TUBE, TIRE	
WHEEL SUB ASSY., RR.	1.1
RIM, RR. WHEEL	2.4
HUB SUB ASSY., RR. WHEEL	2.5
HUB, RR. WHEEL	2.7

Ref. No.	Part No.	Description	Reqd. QTY									Serial No.	Parts catalogue code
			T	V	W	XR400R			1 2 3				
1	06420-KCY-670	SPOKE SET A, RR.	16	16	16	16	16	16	16	16	16		
2	06421-KCY-670	SPOKE SET B, RR.	16	16	16	16	16	16	16	16	16		
3	40544-MN1-670	ADJUSTER, R. CHAIN	1	1	1	1	1	1	1	1	1		
4	40545-MN1-670	ADJUSTER, L. CHAIN	1	1	1	1	1	1	1	1	1		
5	41201-KCY-650	SPROCKET, FINAL DRIVEN (40T)	1	1	1	1	1	1	1	1	1	-----	----- U
6	41201-KCY-670	SPROCKET, FINAL DRIVEN (45T)	1	1	1	1	1	1	1	1	1	-----	----- CM,DK,ED
7	42301-KZ1-600	AXLE, RR. WHEEL	1	1	1	1	1	1	1	1	1		
8	42312-KAE-000	COLLAR, RR. WHEEL	1	1	1	1	1	1	1	1	1		
9	42313-KZ1-670	COLLAR, RR. WHEEL SIDE	1	1	1	1	1	1	1	1	1		
10	42601-KCY-670	HUB, RR. WHEEL	1	-	-	-	-	-	-	-	-	-----	----- CM,U
11	42620-KAE-000	COLLAR, RR. AXLE DISTANCE ...	1	1	1	1	1	1	1	1	1		
12	42635-KCY-690	HUB SUB ASSY., RR. WHEEL	-	1	1	1	1	1	1	1	1	-----	----- DK,ED
13	42650-KCY-670	WHEEL SUB ASSY., RR.	1	1	1	1	1	1	1	1	1		
14	42701-MN1-681	RIM, RR. WHEEL	1	1	1	1	1	1	1	1	1		
15	42711-ML3-911	TIRE, RR. (DUNLOP)											
		(110/100-18 64M K695)	1	1	1	1	1	1	1	1	1	-----	----- CM
	42711-KT1-651	TIRE, RR. (IRC)											
		(110/100-18 64M/64P)	1	1	1	1	1	1	1	1	1	-----	----- U
			-	1	1	1	1	1	1	1	1	-----	----- DK,ED
	42711-KCY-641	TIRE, RR. (DUNLOP)											
		(110/100-18 64M)	1	-	-	-	-	-	-	-	-	-----	----- ED
	42711-KT1-652	TIRE, RR. (IRC)											
		(110/100-18 64M/64P)	-	-	-	-	-	-	-	-	1	-----	----- DK,ED,U
16	42712-KS7-641	TUBE, TIRE (DUNLOP)	1	1	1	1	1	1	1	1	1	-----	----- CM
			1	-	-	-	-	-	-	-	-	-----	----- ED

3

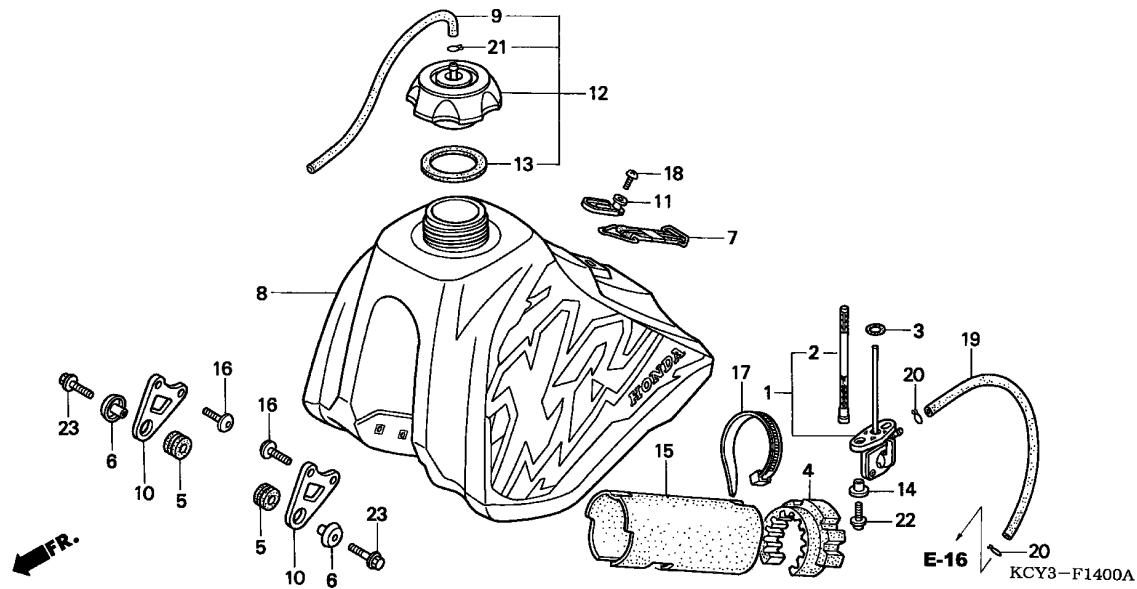


Ref. No.	Part No.	Description	Reqd. QTY									Serial No.	Parts catalogue code	
			T	V	W	XR400R		1	2	3				
			X	Y										
16)	42712-KT1-671	TUBE, TIRE (IRC)	1	1	1	1	1	1	1	1	1	1	-----	U
17	42713-KS6-641	FLAP, TIRE (DUNLOP)	-	1	1	1	1	1	1	1	1	1	-----	DK,ED
	42713-446-631	FLAP, TIRE (IRC)	1	1	-	-	-	-	-	-	-	-	-----	CM
			1	1	1	1	1	1	1	1	1	1	-----	ED
			1	1	1	1	1	1	1	1	1	1	-----	U
			-	1	1	1	1	1	1	1	1	1	-----	DK,ED
18	42714-KA3-710	CAP, VALVE	1	1	1	1	1	1	1	1	1	1		
19	42715-MA0-770	STOPPER, BEAD (2.15)	1	1	1	1	1	1	1	1	1	1		
20	43351-KZ1-770	DISK, RR. BRAKE	1	1	1	1	1	1	1	1	1	1		
21	52162-KF0-000	STOPPER, RR. AXLE	1	1	1	1	1	1	1	1	1	1		
22	90105-MK5-010	BOLT, DISK, 8X22	4	4	4	4	4	4	4	4	4	4		
23	90125-KA4-000	SCREW, FLAT, 8X31	6	6	6	6	6	6	6	6	6	6		
24	90305-GW2-711	NUT, U, 16MM	1	1	1	1	1	1	1	1	1	1		
25	90309-ML3-791	NUT, U, 8MM	6	6	6	6	6	6	6	6	6	6		
26	90465-MC4-000	WASHER, 8MM	6	6	6	6	6	6	6	6	6	6		
27	90559-469-000	WASHER, PLAIN, 16MM	1	1	1	1	1	1	1	1	1	1		
28	91252-KCY-671	OIL SEAL, 25X40X7	1	1	1	1	1	1	1	1	1	1		
29	91253-033-003	OIL SEAL, 25X47X6.5	1	1	1	1	1	1	1	1	1	1		
30	94001-08000-0S	NUT, HEX., 8MM	1	1	1	1	1	1	1	1	1	1		
31	94111-08000	WASHER, SPRING, 8MM	1	1	1	1	1	1	1	1	1	1		
32	96140-62030-10	BEARING, RADIAL BALL, 6203U	1	1	1	1	1	1	1	1	1	1		
33	96140-63030-10	BEARING, RADIAL BALL, 6303U	1	1	1	1	1	1	1	1	1	1		

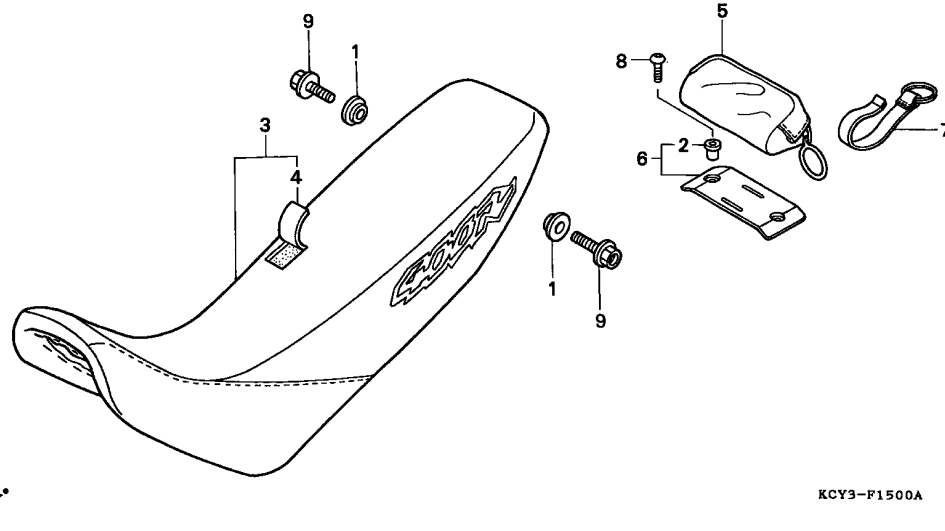


Service item	F.R.T.
COCK ASSY., FUEL	0.2
SCREEN SET, FUEL STRAINER	
TANK SET, FUEL	0.3

Ref. No.	Part No.	Description	Reqd. QTY									Serial No.	Parts catalogue code
			T	V	W	XR400R		1	2	3			
1	16950-KCY-671	COCK ASSY., FUEL	1	1	1	1	1	1	1	1	1		
2	16952-KCY-671	SCREEN SET, FUEL STRAINER ...	1	1	1	1	1	1	1	1	1		
3	16997-467-000	O-RING, 11.8X3.55	1	1	1	1	1	1	1	1	1		
4	17504-KCY-670	RUBBER B, TANK SETTING	1	1	1	1	1	1	1	1	1		
5	17508-MN1-670	RUBBER, TANK MOUNTING	2	2	2	2	2	2	2	2	2		
6	17509-MK2-680	COLLAR, TANK SETTING	2	2	2	2	2	2	2	2	2		
7	17516-MN1-670	BAND, RR. TANK	1	1	1	1	1	1	1	1	1		
8	17520-KCY-670ZA	TANK SET, FUEL *TYPE1*(WL) ..	1	-	-	-	-	-	-	-	-		
	17520-KCY-660ZA	-	1	-	-	-	-	-	-	-		
	17520-KCY-760ZA	-	-	1	-	-	-	-	-	-		
	17520-KCY-A00ZA	-	-	-	1	-	-	-	-	-		
	17520-KCY-A10ZA	-	-	-	-	1	-	-	-	-		
	17520-KCY-A20ZA	-	-	-	-	-	1	-	-	-		
	17520-KCY-A30ZA	-	-	-	-	-	-	1	-	-		
	17520-KCY-A40ZA	-	-	-	-	-	-	-	1	-		
9	17521-429-000	TUBE, FUEL CAP BREATHER	1	1	1	1	1	1	1	1	1		
10	17522-KCE-670	PLATE, FR. TANK	2	2	2	2	2	2	2	2	2		
11	17525-KCY-670	STAY, FUEL TANK SETTING	1	1	1	1	1	1	1	1	1		
12	17620-KT1-780	CAP ASSY., FUEL	1	1	1	1	1	1	1	1	1		
13	17624-KT1-780	PACKING, FUEL CAP	1	1	1	1	1	1	1	1	1		
14	17626-467-000	COLLAR, FUEL TANK SETTING ...	2	2	2	2	2	2	2	2	2		
15	50180-KCY-670	COVER, MAIN PIPE HEAT	1	1	1	1	1	1	1	1	1		
16	90118-MR1-000	SCREW, PAN, 6X14	4	4	4	4	4	4	4	4	4		
17	90672-KBR-000	STRAP, CABLE	1	1	1	1	1	1	1	1	1		
18	93500-06010-0A	SCREW, PAN, 6X10	1	1	1	1	1	1	1	1	1		

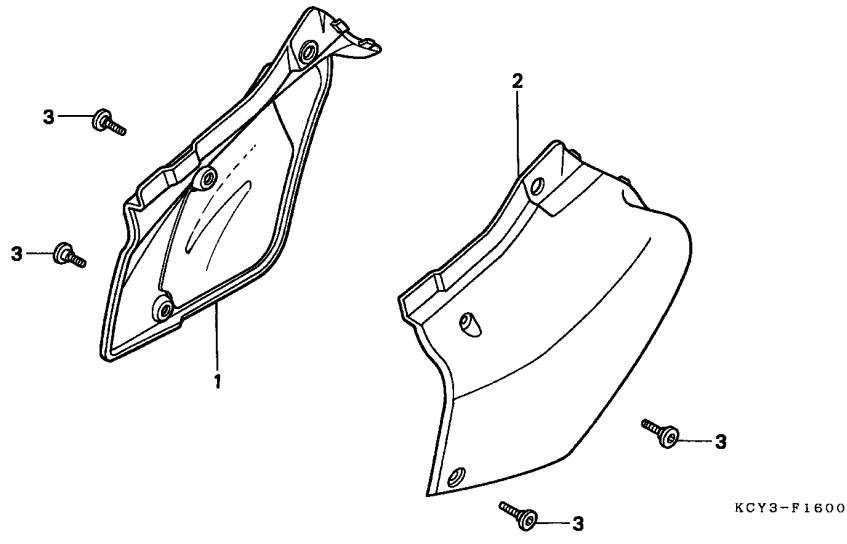


Ref. No.	Part No.	Description	Reqd. QTY							Serial No.	Parts catalogue code	
			T	V	W	X	Y	1	2			3
19	95001-75170-40	TUBE, FUEL, 7.3X170 (95001-75001-60M)	1	1	1	1	1	1	1	1		
20	95002-02120	CLIP, TUBE (B12)	2	2	2	2	2	2	2	2		
21	95002-50000	CLIP, TUBE (C9)	1	1	1	1	1	1	1	1		
22	96001-06014-00	BOLT, FLANGE, 6X14	2	2	2	2	2	2	2	2		
23	96300-06028-00	BOLT, FLANGE, 6X28	2	2	2	2	2	2	2	2		



Service item	F.R.T.
BAG, TAIL	0.1
.PLATE, TAIL BAG	
.SEAT COMP.	

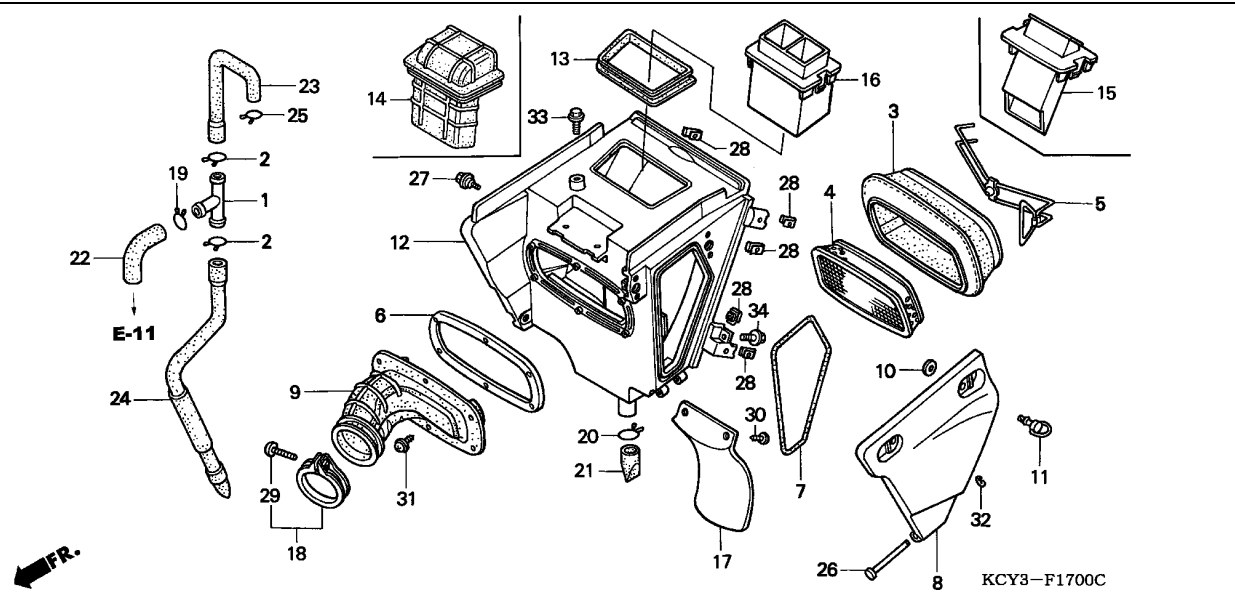
Ref. No.	Part No.	Description	Reqd. QTY									Serial No.	Parts catalogue code
			T	V	W	XR400R							
			X	Y	1	2	3						
1	18013-KV3-770	COLLAR, SILENCER	2	2	2	2	2	2	2	2			
2	33715-GB0-900	COLLAR, TAILLIGHT SETTING ...	2	2	2	2	2	2	2	2		----- U	
3	77200-KCY-670ZA	SEAT COMP. *TYPE1*	1	-	-	-	-	-	-	-			
	77200-KCY-660ZA	-	1	-	-	-	-	-	-			
	77200-KCY-760ZA	-	-	1	-	-	-	-	-			
	77200-KCY-A00ZA	-	-	-	1	-	-	-	-			
	77200-KCY-A10ZA	-	-	-	-	1	-	-	-			
	77200-KCY-A20ZA	-	-	-	-	-	1	-	-			
	77200-KCY-A30ZA	-	-	-	-	-	-	1	1			
4	77201-KCE-670ZA	LEATHER COMP., SEAT *TYPE1* (NO LETTERS PRINTED)	1	-	-	-	-	-	-	-			
	77201-KCE-660ZA	-	1	1	1	-	-	-	-			
	77201-KCY-A10ZA	-	-	-	-	1	-	-	-			
	77201-KCY-A20ZA	-	-	-	-	-	1	-	-			
	77201-KCY-A30ZA	-	-	-	-	-	-	1	1			
5	83501-KCZ-000ZA	BAG, TAIL											
	P6L.....	URANUS VIOLET	1	-	-	-	-	-	-	-		----- U	
	83501-KCZ-000ZD	*R112L*.....	-	1	1	1	1	1	1	1		----- U	
6	83502-KCZ-000	PLATE, TAIL BAG	1	1	1	1	1	1	1	1		----- U	
7	83503-KCZ-000	BAND, TAIL BAG	1	1	1	1	1	1	1	1		----- U	
8	90085-MZ1-000	BOLT, SPECIAL, 6X17	2	2	2	2	2	2	2	2		----- U	
9	96300-08022-00	BOLT, FLANGE, 8X22	2	2	2	2	2	2	2	2			



Service item	F.R.T.
COVER, L. SIDE	0.1
(SAME TIME FOR TWO UNITS)	
.COVER, R. SIDE	

3

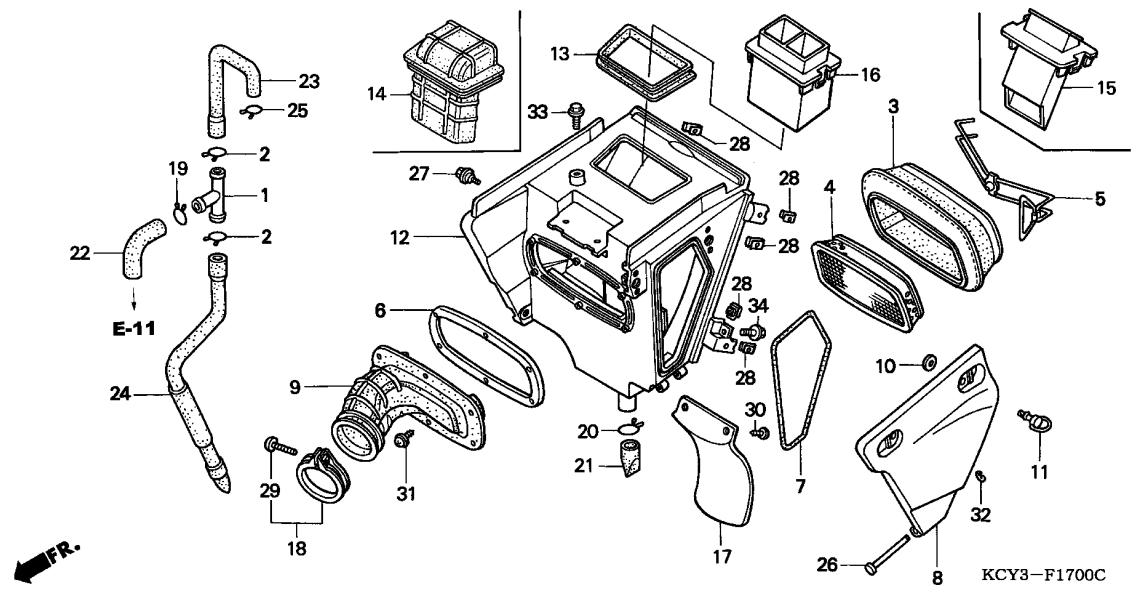
Ref. No.	Part No.	Description	Reqd. QTY								Serial No.	Parts catalogue code
			T	V	W	X	Y	1	2	3		
1	83510-KCY-670ZA	COVER, R. SIDE *NH196*.....ROSS WHITE	1	1	1	1	1	1	1	1		
2	83610-KCZ-000ZA	COVER, L. SIDE *NH196*.....ROSS WHITE	1	1	1	1	1	1	1	1		
3	90106-KCZ-000	SCREW, SPECIAL, 6MM	4	4	4	4	4	4	4	4		



Service item	F.R.T.
HOLDER, ELEMENT	0.1
.MUDGUARD, AIR CLEANER	
AIR CLEANER	0.2
.DUCT, IN.	
.LID, AIR CLEANER MAINTENANCE	
TUBE, AIR CLEANER CONNECTING .	0.5
CASE COMP., AIR CLEANER	0.6

Ref. No.	Part No.	Description	Reqd. QTY									Serial No.	Parts catalogue code
			T	V	W	XR400R							
						X	Y	1	2	3			
1	15772-KK0-000	JOINT, BREATHER THREE WAY ...	1	1	1	1	1	1	1	1			
2	15772-MN1-670	CLIP B, BREATHER TUBE	2	2	2	2	2	2	2	2			
3	17213-KF0-000	AIR CLEANER	1	1	1	1	1	1	1	1			
4	17214-MN1-670	HOLDER, ELEMENT	1	1	1	1	1	1	1	1			
5	17216-KCZ-000	SPRING, ELEMENT HOLDING	1	1	1	1	1	1	1	1			
6	17217-KCY-670	PLATE, HOLDER	1	1	1	1	1	1	1	1			
7	17219-KCZ-000	SEAL, AIR CLEANER COVER	1	1	1	1	1	1	1	1			
8	17220-KCY-670ZA	LID, AIR CLEANER MAINTENANCE											
	17220-KCY-671ZA	*NH238R*.....SOLID MAX GRAY	1	1	-	-	-	-	-	-			
	17220-KCY-671ZB	*NH1*.....BLACK	-	-	-	-	1	1	1	1			
9	17222-KCY-670	TUBE, AIR CLEANER CONNECTING	1	1	1	1	1	1	1	1			
10	17224-KN5-670	WASHER, AIR CLEANER COVER											
		SETTING	2	2	2	2	2	2	2	2			
11	17225-KN5-670	STUD, 6X21	2	2	2	2	2	2	2	2			
12	17230-KCY-670ZA	AIR CLEANER HOUSING COMP.											
	17230-KCY-671ZA	*NH238R*.....SOLID MAX GRAY	1	1	-	-	-	-	-	-			
	17230-KCY-671ZB	*NH1*.....BLACK	-	-	-	-	1	1	1	1			
13	17240-KCY-670	DUCT, IN.	1	1	-	-	-	-	-	-			
			-	-	1	1	1	1	1	1		DK,ED,U	
14	17240-KCZ-000	DUCT, IN.	-	-	1	1	1	1	1	1		CM	
15	17241-KCY-650	CAP, IN. DUCT	1	1	1	1	1	1	1	1		U	
16	17241-KCY-670	CAP, IN. DUCT	1	1	1	1	1	1	1	1		ED	
			1	1	-	-	-	-	-	-		CM	



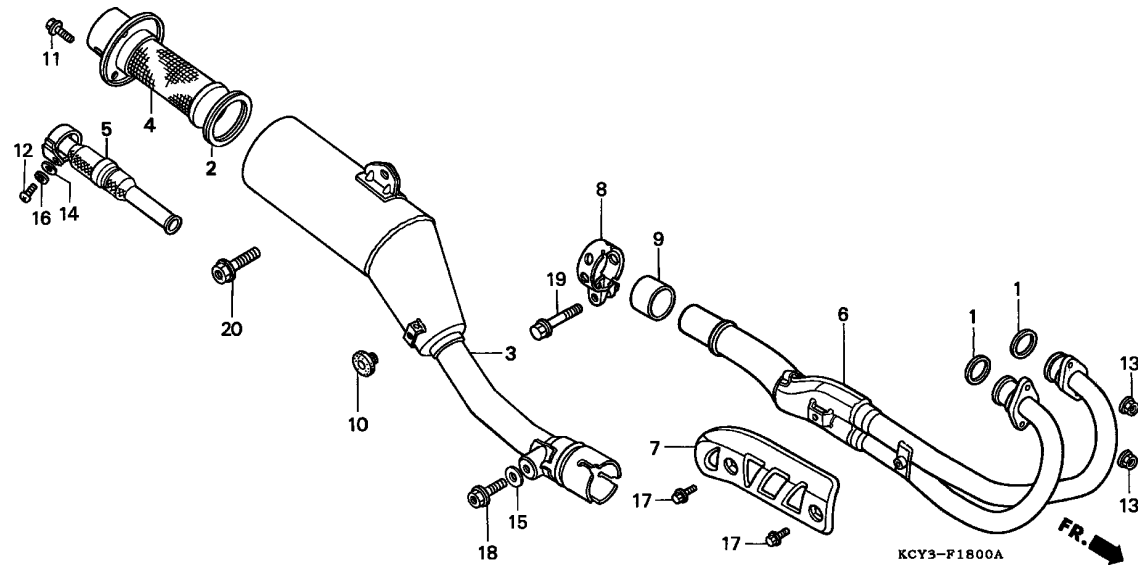



KCY3-F1700C

Ref. No.	Part No.	Description	Reqd. QTY									Serial No.	Parts catalogue code
			T	V	W	XR400R							
						X	Y	1	2	3			
17	17245-KCY-670	MUDGUARD, AIR CLEANER	1	1	1	1	1	1	1	1			
18	17255-KCY-670	BAND, AIR CLEANER CONNECTING TUBE	1	1	1	1	1	1	1	1			
19	17316-MN1-670	CLIP A, BREATHER TUBE	1	1	1	1	1	1	1	1			
20	17316-611-000	CLIP, BREATHER TUBE	1	1	1	1	1	1	1	1			
21	17359-KK0-000	TUBE, DRAIN	1	1	1	1	1	1	1	1			
22	17371-KN5-670	TUBE A, BREATHER	1	1	1	1	1	1	1	1			
23	17372-KZ1-670	TUBE B, BREATHER	1	1	1	1	1	1	1	1			
24	17373-KCY-670	TUBE C, BREATHER	1	1	1	1	1	1	1	1			
25	17724-MN1-670	CLIP, SUB TANK HOSE	1	1	1	1	1	1	1	1			
26	64308-GG2-000	PIN, VISOR HINGE	1	1	1	1	1	1	1	1			
27	90116-ME9-000	BOLT, FLANGE, 6MM	1	1	1	1	1	1	1	1			
28	90311-MT3-000	NUT, CLIP, 6MM	5	5	5	5	5	5	5	5			
29	93500-04025-0G	SCREW, PAN, 4X25	1	1	1	1	1	1	1	1			
30	93903-25310	SCREW, TAPPING, 5X16	2	2	2	2	2	2	2	2			
31	93913-25180	SCREW, TAPPING, 5X10(PO)	6	6	6	6	6	6	6	6			
32	94540-03010	E-RING, 3MM	1	1	1	1	1	1	1	1			
33	96300-06012-00	BOLT, FLANGE, 6X12	1	1	1	1	1	1	1	1			
34	96300-06016-00	BOLT, FLANGE, 6X16	1	1	1	1	1	1	1	1			

F-18

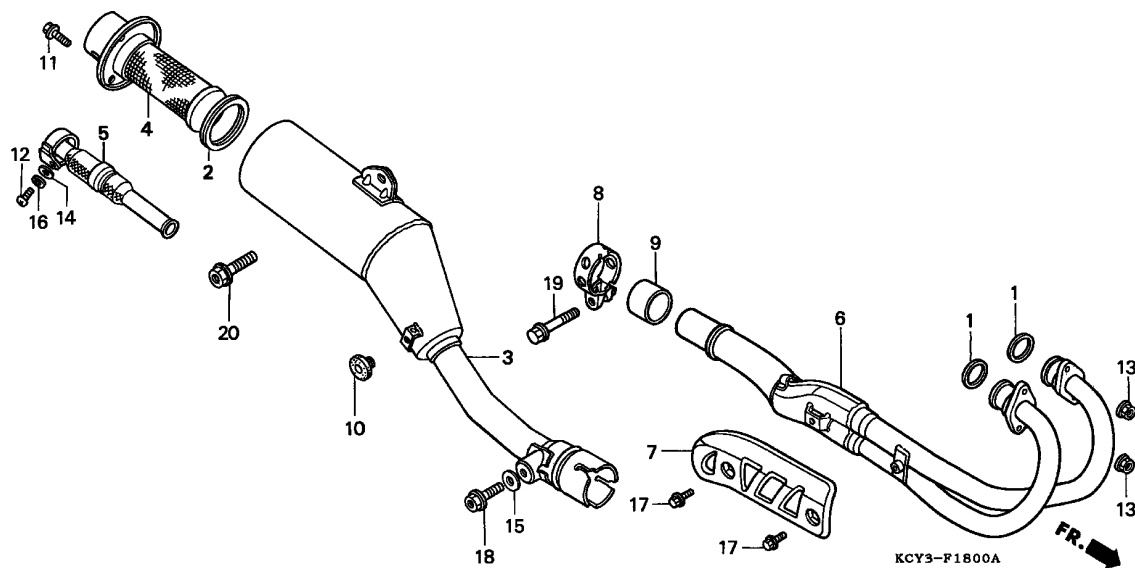
EXHAUST MUFFLER



Service item	F.R.T.
ARRESTER COMP., SPARK	0.1
.DIFFUSER COMP., TAIL	
.PROTECTOR, EX. PIPE	
GASKET, EX. PIPE	0.2
(SAME TIME FOR TWO UNITS)	
.MUFFLER COMP.	
.PIPE COMP., EX.	

Ref. No.	Part No.	Description	Reqd. QTY						Serial No.	Parts catalogue code	
			T	V	W	X	Y	1			2
1	18291-MN5-650	GASKET, EX. PIPE	2	2	2	2	2	2	2		
2	18292-MV4-000	GASKET, MUFFLER	1	1	1	1	1	1	1		
3	18310-KCY-670	MUFFLER COMP.	1	1	-	-	-	-	-		
	18310-KCY-760		-	-	1	1	1	1	1	-----	DK,ED,U
4	18317-KCY-670	ARRESTER COMP., SPARK	1	1	-	-	-	-	-	-----	CM
	18317-KCY-750		-	-	1	1	1	1	1	-----	DK,ED,U
	18317-KCY-760		-	-	1	1	1	1	1	-----	CM
5	18319-KCY-670	DIFFUSER COMP., TAIL	1	1	-	-	-	-	-		
			-	-	1	1	1	1	1	-----	ED,U
6	18320-KCY-671	PIPE COMP., EX.	1	1	1	1	1	1	1		
7	18325-KCY-670	PROTECTOR, EX. PIPE	1	1	1	1	1	1	1		
8	18371-ML7-000	BAND, MUFFLER	1	1	1	1	1	1	1		
9	18392-MK4-000	PACKING, MUFFLER	1	1	1	1	1	1	1		
10	83512-KA4-700	RUBBER, SIDE COVER	1	1	1	1	1	1	1		
11	90101-KCE-000	BOLT, FLANGE, 6X10	3	3	3	3	3	3	3		
12	90102-KCY-670	BOLT, TORX, 4X10	2	2	-	-	-	-	-		
			-	-	2	2	2	2	2	-----	ED,U
13	94050-08000	NUT, FLANGE, 8MM	4	4	4	4	4	4	4		
14	94101-04400	WASHER, PLAIN, 4MM	2	2	-	-	-	-	-		
			-	-	2	2	2	2	2	-----	ED,U
15	94101-08000	WASHER, PLAIN, 8MM	1	1	1	1	1	1	1		
16	94111-04400	WASHER, SPRING, 4MM	2	2	-	-	-	-	-		
			-	-	2	2	2	2	2	-----	ED,U
17	96001-06008-02	BOLT, FLANGE, 6X8	2	2	2	2	2	2	2		
18	90105-952-720	BOLT, FLANGE, 8MM	1	1	1	1	1	1	-		





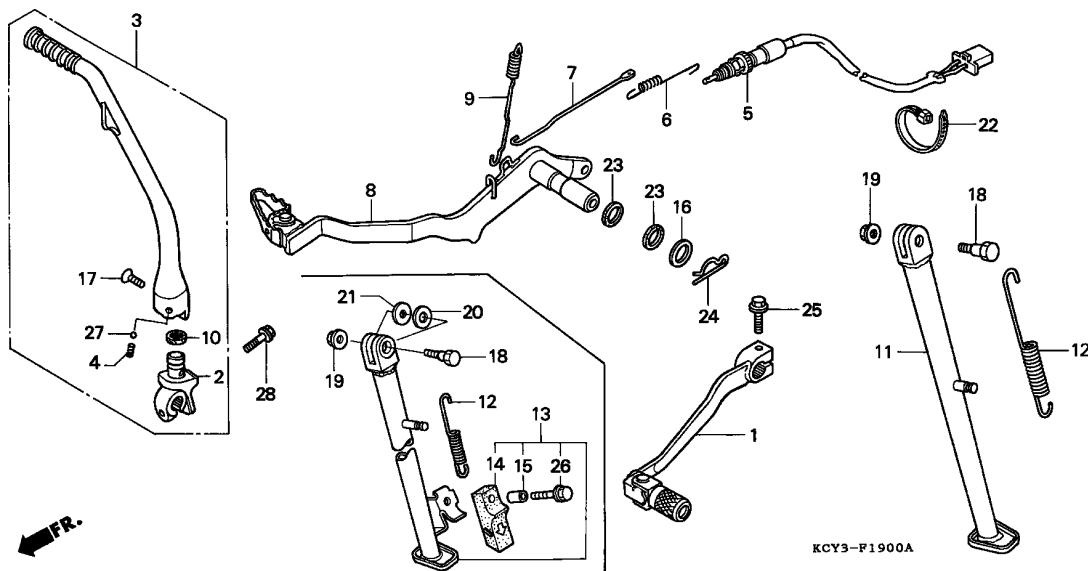
3

Ref. No.	Part No.	Description	Reqd. QTY							Serial No.	Parts catalogue code	
			T	V	W	X	Y	1	2			3
18)	90105-770-A11	BOLT, HEX., 8MM	-	-	-	-	-	-	1	1		
19	96300-08040-00	BOLT, FLANGE, 8X40	1	1	1	1	1	1	1	1		
20	96400-08028-00	BOLT, FLANGE, 8X28	1	1	1	1	1	1	1	1		

F-19

PEDAL/KICK STARTER ARM

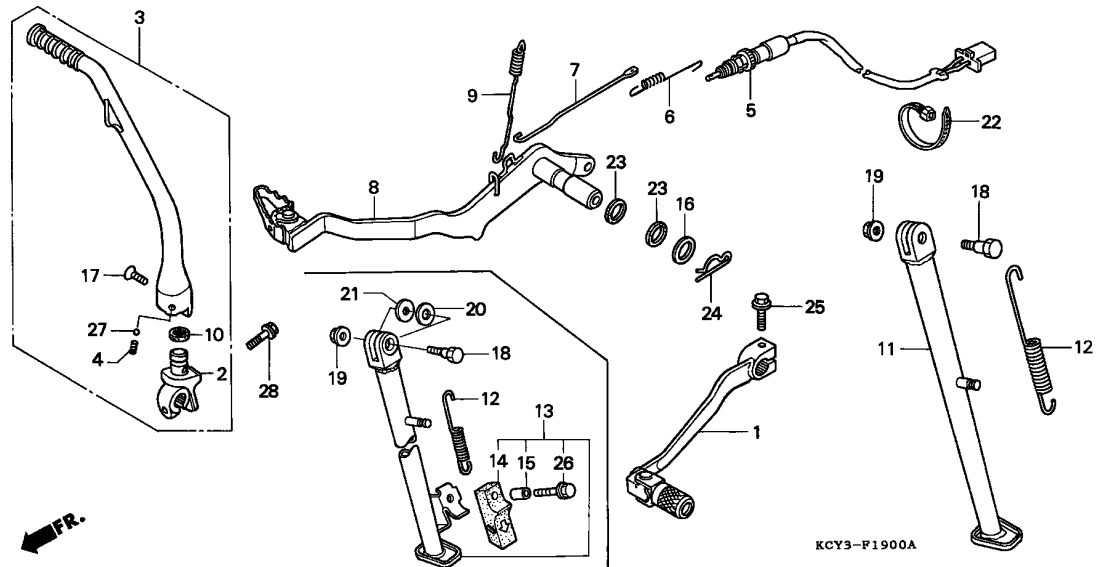
13



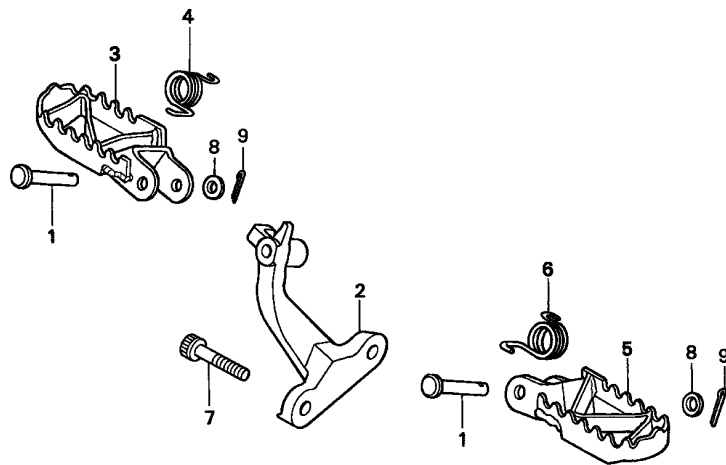
Service item	F.R.T.
ARM ASSY., KICK STARTER (INC. RELATIVE PART)	0.1
.PEDAL COMP., GEAR CHANGE	
.SPRING, SIDE STAND	
BAR, SIDE STAND	0.2
PEDAL COMP., BRAKE	0.3
.SWITCH ASSY., RR. STOP	

Ref. No.	Part No.	Description	Reqd. QTY									Serial No.	Parts catalogue code
			T	V	W	X	Y	1	2	3			
1	24700-KCY-670	PEDAL COMP., GEAR CHANGE	1	1	1	1	-	-	-	-	-	-	
	24700-KCY-A10	-	-	-	-	1	1	1	1	1	1	
2	28241-KCY-670	JOINT, KICK ARM	1	1	-	-	-	-	-	-	-	-	
	28241-KCY-760	-	-	1	-	-	-	-	-	-	-	
	28241-KCY-761	-	-	-	1	1	1	1	1	1	1	
3	28300-KCY-670	ARM ASSY., KICK STARTER	1	1	-	-	-	-	-	-	-	-	
	28300-KCY-760	-	-	1	-	-	-	-	-	-	-	
	28300-KCY-761	-	-	-	1	1	1	1	1	1	1	
4	28333-KK0-000	SPRING, KICK STARTER	1	1	1	1	1	1	1	1	1	1	
5	35350-MM9-010	SWITCH ASSY., RR. STOP (TOYO)	1	1	1	1	1	1	1	1	1	1	DK,ED,U
6	35357-MG2-000	SPRING, STOP SWITCH	1	1	1	1	1	1	1	1	1	1	DK,ED,U
7	35358-KW3-000	ROD, STOP SWITCH	1	1	1	1	1	1	1	1	1	1	DK,ED,U
8	46500-KCY-670	PEDAL COMP., BRAKE	1	1	1	1	-	-	-	-	-	-	CM
	46500-KCY-650	1	1	1	1	-	-	-	-	-	-	ED,U
	46500-KCY-A10	-	-	-	-	1	1	1	1	1	1	CM
	46500-KCY-U10	-	-	-	-	1	1	1	1	1	1	DK,ED,U
9	46514-KCY-670	SPRING, BRAKE PEDAL	1	1	1	1	1	1	1	1	1	1	
10	46525-KK0-003	DUST SEAL, 17X20X2.5	1	1	1	1	1	1	1	1	1	1	
11	50530-KCY-670	BAR, SIDE STAND	1	1	1	1	-	-	-	-	-	-	CM,ED
	50530-KCY-A10	-	-	-	-	1	1	1	1	1	1	CM,DK,ED
12	50535-KAE-730	SPRING, SIDE STAND	1	1	1	1	1	1	1	1	1	1	
13	50540-KCY-650	BAR ASSY., SIDE STAND	1	1	1	1	-	-	-	-	-	-	U
	50540-KCY-U10	-	-	-	-	1	1	1	1	1	1	U
14	50548-356-700	RUBBER, STAND	1	1	1	1	1	1	1	1	1	1	U
15	50549-356-700	COLLAR, STAND RUBBER SETTING	1	1	1	1	1	1	1	1	1	1	U
16	53312-657-000	WASHER, BUSH	1	1	1	1	1	1	1	1	1	1	

3



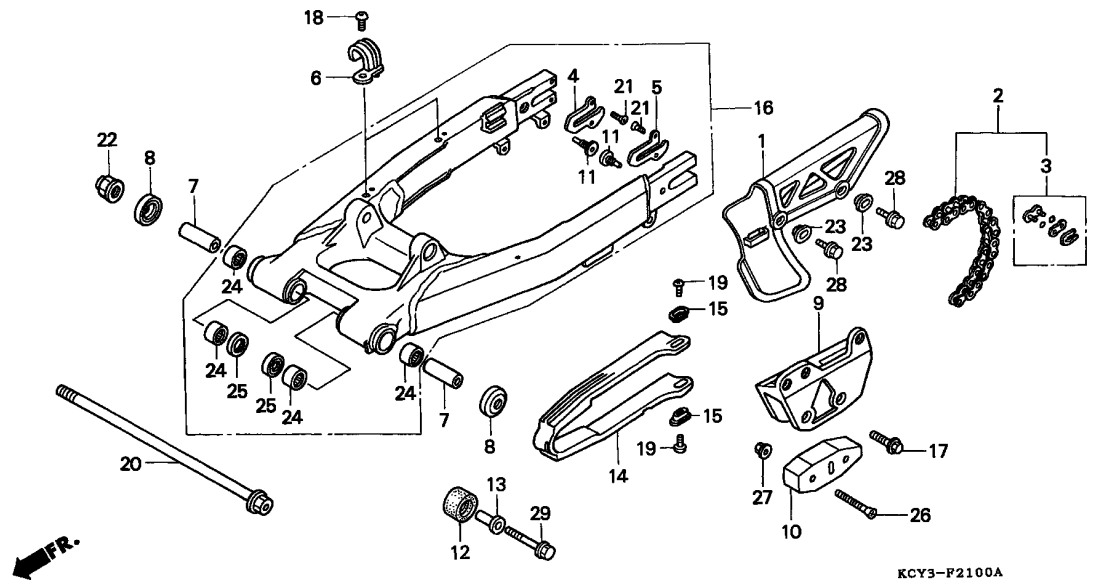
Ref. No.	Part No.	Description	Reqd. QTY									Serial No.	Parts catalogue code
			T	V	W	XR400R		1	2	3			
17	90101-KCY-670	SCREW, OVAL, 6X28	1	1	-	-	-	-	-	-	-		
	90101-KCY-760	-	-	1	1	1	1	1	1	1		
18	90108-KV6-000	SCREW, SIDE STAND PIVOT	1	1	1	1	1	1	1	1	1		
19	90304-GE8-003	NUT, U, 10MM	1	1	1	1	1	1	1	1	1		
20	90501-MF9-710	WASHER, THRUST, 24X13	1	1	1	1	1	1	1	1	1	-----	----- U
21	90502-MF9-710	WASHER, THRUST, 24X10	1	1	1	1	1	1	1	1	1	-----	----- U
22	90650-KV6-003	BAND, WIRE	1	1	1	1	1	1	1	1	1	-----	----- DK,ED,U
23	91251-MT4-000	DUST SEAL, 15X20X3	2	2	2	2	2	2	-	-	-		
	91251-MT4-003	-	-	-	-	-	-	2	2			
24	94251-16000	PIN, LOCK, 16MM	1	1	1	1	1	1	1	1	1		
25	95701-06020-07	BOLT, FLANGE, 6X20	1	1	1	1	1	1	1	1	1		
26	95701-06025-07	BOLT, FLANGE, 6X25	1	1	1	1	1	1	1	1	1	-----	----- U
27	96211-08000	BALL, STEEL, #8 (1/4)	1	1	1	1	1	1	1	1	1		
28	96300-08025-00	BOLT, FLANGE, 8X25	1	1	1	-	-	-	-	-	-		
	96300-08028-00	BOLT, FLANGE, 8X28	-	-	-	1	1	1	1	1	1		



KCY3-F2000A

Service item	F.R.T.
STEP COMP., L.	0.1
(INC. RELATIVE PART)	
.STEP COMP., R.	
(INC. RELATIVE PART)	
BRACKET, R. STEP	0.2

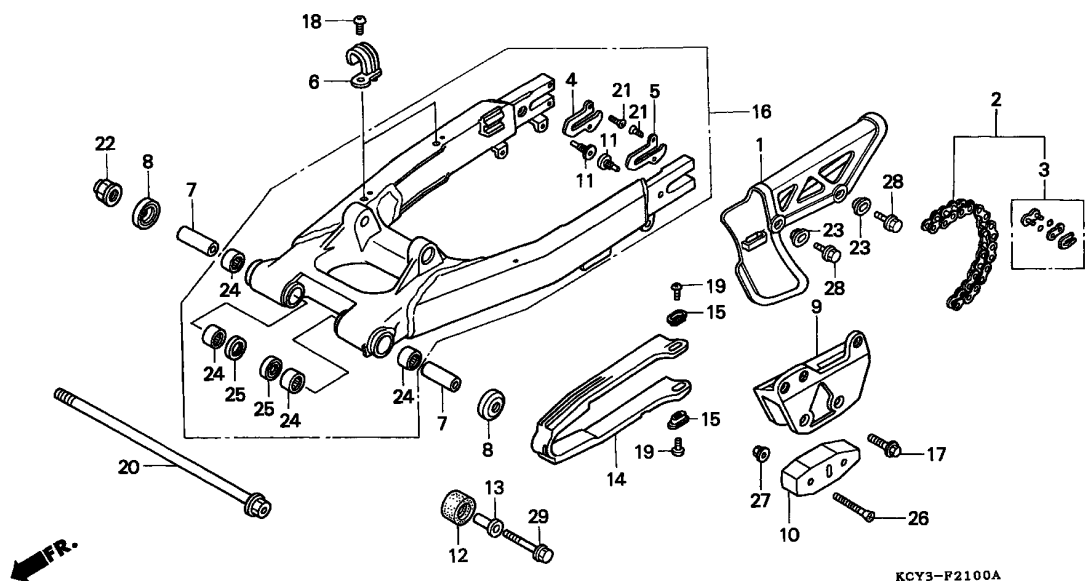
Ref. No.	Part No.	Description	Reqd. QTY									Serial No.	Parts catalogue code
			T	V	W	XR400R							
			X	Y	1	2	3						
1	50603-033-010	PIN, STEP BAR JOINT	2	2	2	2	2	2	2	2			
2	50615-KCY-670ZA	BRACKET, R. STEP											
		*NH262M*TERRA SILVER METALLIC	1	1	-	-	-	-	-	-	-	-	-
	50615-KCY-760ZA	*NH262M*TERRA SILVER METALLIC	-	-	1	1	-	-	-	-	-	-	-
	50615-KCY-760ZB	*NH146M*											
		ACCURATE SILVER METALLIC	-	-	-	-	1	1	1	1			
3	50616-KAE-730	STEP COMP., R.	1	1	1	1	1	1	1	1			
4	50617-MN1-671	SPRING, R. STEP RETURN	1	1	1	1	1	1	1	1			
5	50642-KAE-730	STEP COMP., L.	1	1	1	1	1	1	1	1			
6	50644-KAE-000	SPRING, L. STEP RETURN	1	1	1	1	1	1	1	1			
7	90181-MNO-000	BOLT, SOCKET, 10X45	2	2	2	2	2	2	2	2			
8	94102-08700	WASHER, PLAIN, 8MM	2	2	2	2	2	2	2	2			
9	94201-20150	PIN, SPLIT, 2.0X15	2	2	2	2	2	2	2	2			



Service item	F.R.T.
CASE, DRIVE CHAIN	0.1
.GUIDE, CHAIN	
.ROLLER, CHAIN	
.SLIDER, CHAIN GUIDE	
SLIDER, CHAIN	0.3
CHAIN, DRIVE	0.4
COLLAR, SWINGARM PIVOT	0.8
(SAME TIME FOR TWO UNITS)	
SWINGARM SUB ASSY., RR.	1.0
BEARING, NEEDLE, 20X26X12	1.1
(ADD 0.2 FOR EACH.)	

KCY3-F2100A

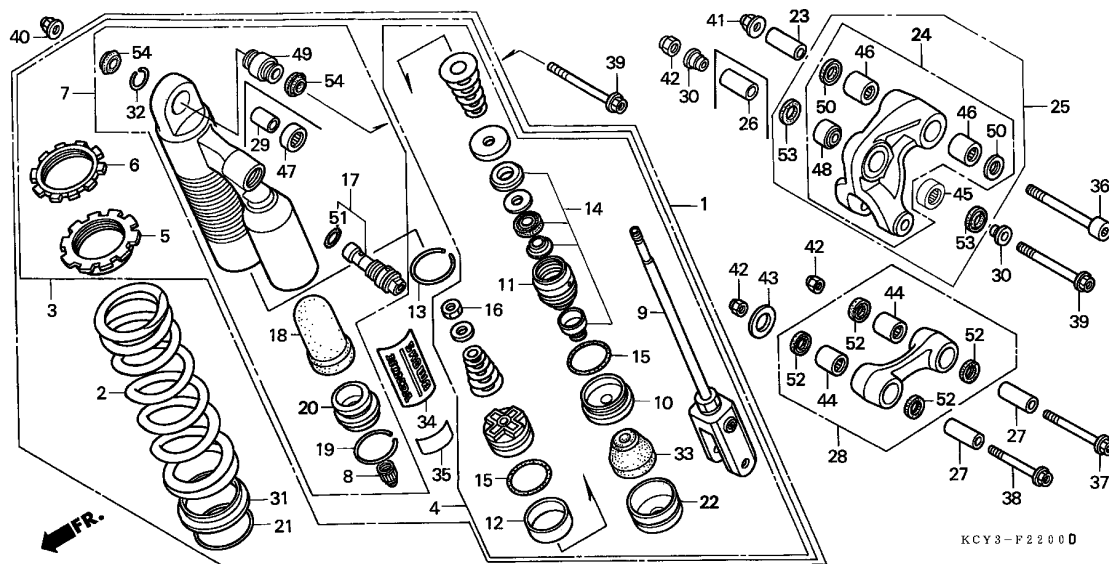
Ref. No.	Part No.	Description	Reqd. QTY									Serial No.	Parts catalogue code	
			T	V	W	XR400R		1	2	3				
1	40510-KR6-000	CASE, DRIVE CHAIN	1	1	1	1	1	1	1	1	1	1	-----	U
2	40530-KCY-671	CHAIN, DRIVE (DID520V8-108FE) (DAIDO)	1	1	1	1	1	1	1	1	1	1	-----	CM,DK,ED
	40530-KCY-672	CHAIN, DRIVE (RK520M0Z6-108FJ) (RK EXCEL)	1	1	1	1	1	1	1	1	1	1	-----	CM,DK,ED
	40530-KCY-652	CHAIN, DRIVE (RK520M0Z6-106FJ) (RK EXCEL)	1	1	1	1	1	1	1	1	1	1	-----	U
	40530-MN1-652	CHAIN, DRIVE (DID520V.8-106FJ) (DAIDO)	1	1	1	1	1	1	1	1	1	1	-----	U
3	40531-KCY-672	JOINT, DRIVE CHAIN (RK EXCEL)	1	1	1	1	1	1	1	1	1	1	-----	
	40531-MN1-672	JOINT, DRIVE CHAIN (DAIDO) ..	1	1	1	1	1	1	1	1	1	1	-----	
4	42307-KT1-770	WASHER, R. SWINGARM	1	1	1	1	1	1	1	1	1	1	-----	
5	42308-KT1-770	WASHER, L. SWINGARM	1	1	1	1	1	1	1	1	1	1	-----	
6	43468-KAE-000	GUIDE, RR. BRAKE HOSE	2	2	-	-	-	-	-	-	-	-	-----	
	43468-KFB-000	GUIDE, BRAKE HOSE	-	-	2	2	2	2	2	2	2	2	-----	
7	52141-KCY-670	COLLAR, SWINGARM PIVOT	2	2	2	2	2	2	2	2	2	2	-----	
8	52144-KR8-005	CAP, DUST SEAL (NIPPON)	2	2	2	2	2	2	2	2	2	2	-----	
9	52146-KT1-770	GUIDE, CHAIN	1	1	1	1	1	1	1	1	1	1	-----	
10	52147-KN5-005	SLIDER, CHAIN GUIDE	1	1	1	1	1	1	1	1	1	1	-----	
11	52156-KV6-000	PIN, CHAIN ADJUSTER	2	2	2	2	2	2	2	2	2	2	-----	
12	52158-HCO-000	ROLLER, CHAIN	1	1	1	1	1	1	1	1	1	1	-----	
13	52159-467-000	COLLAR, CHAIN ROLLER	1	1	1	1	1	1	1	1	1	1	-----	
14	52170-MN1-681	SLIDER, CHAIN	1	1	1	1	1	1	1	1	1	1	-----	CM,DK,ED
	52170-KCY-651	1	1	1	1	1	1	1	1	1	1	-----	U
15	52171-KR6-000	WASHER, CHAIN SLIDER	2	2	2	2	2	2	2	2	2	2	-----	
16	52200-KCY-670	SWINGARM SUB ASSY., RR.	1	1	1	1	1	1	1	1	1	1	-----	CM,ED



KCY3-F2100A

Ref. No.	Part No.	Description	Reqd. QTY									Serial No.	Parts catalogue code
			T	V	W	XR400R		1	2	3			
			X	Y									
16)	52200-KCY-650	SWINGARM SUB ASSY., RR.	1	1	1	1	1	1	1	1	1	1	----- DK,U
17	90103-MY6-670	BOLT, FLANGE, 6X16	3	3	3	3	3	3	3	3	3	3	
18	90104-ML7-920	SCREW, PAN, 5X10	2	2	2	2	2	2	2	2	2	2	
19	90115-KV3-700	SCREW, PAN, 5X8	2	2	2	2	2	2	2	2	2	2	
20	90121-KAE-000	BOLT, SWINGARM PIVOT	1	1	1	1	1	1	1	1	1	1	
21	90124-KA3-711	SCREW, FLAT, 5X4	4	4	4	4	4	4	4	4	4	4	
22	90305-MA1-003	NUT, U, 14MM	1	1	1	1	1	1	1	1	1	1	
23	90513-428-900	WASHER, 6X9	2	2	2	2	2	2	2	2	2	2	----- U
24	91106-KF0-008	BEARING, NEEDLE, 20X26X12 ...	4	4	4	4	4	4	4	4	4	4	
25	91254-KS6-003	DUST SEAL, 20X26X4.5(ARAI) ..	2	2	2	2	2	2	2	2	2	2	
26	93600-06045-0A	SCREW, FLAT, 6X45	2	2	2	2	2	2	2	2	2	2	
27	94050-06000	NUT, FLANGE, 6MM	2	-	-	-	-	-	-	-	-	-	----- CM
	90301-473-003	NUT, U, 6MM	2	-	-	-	-	-	-	-	-	-	----- ED,U
			-	2	2	2	2	2	2	2	2	2	
28	96300-06012-07	BOLT, FLANGE, 6X12	2	2	2	2	2	2	2	2	2	2	----- U
29	96400-08035-00	BOLT, FLANGE, 8X35	1	1	1	1	1	1	1	1	1	1	





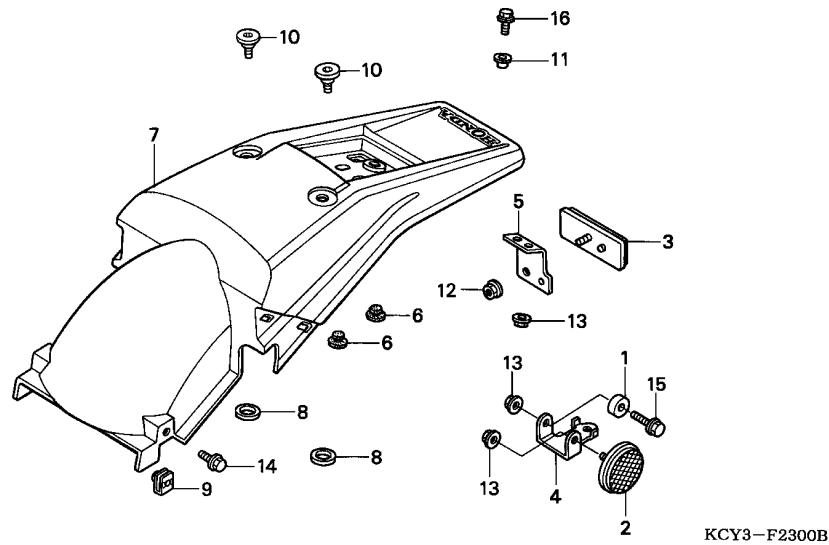
Service item	F.R.T.
COLLAR, CUSHION CONNECTING ROD	0.3
.ROD SUB ASSY., CUSHION	
CONNECTING	
BEARING, NEEDLE	0.5
COLLAR, CUSHION UPPER	0.6
ARM SUB ASSY., CUSHION	0.7
.COLLAR, CUSHION ARM	
.CUSHION ASSY., RR.	
BOLT COMP., PLUG	0.8
.SPRING, RR. CUSHION	
BEARING, NEEDLE, 16X22X12	0.9
.BEARING, NEEDLE, 20X26X20	
.BEARING, SPHERICAL, 10.1MM	
.BEARING, SPHERICAL, 14MM	
.DAMPER COMP., RR.	
(INC. RELATIVE PART)	
CASE COMP., DAMPER	1.3
.ROD COMP., PISTON	
CASE COMP., ROD GUIDE	1.5
.OIL SEAL SET	

KCY3-F2200D

Ref. No.	Part No.	Description	Reqd. QTY							Serial No.	Parts catalogue code			
			T	V	W	X	Y	1	2			3		
1	52400-KCY-671	CUSHION ASSY., RR. (SHOWA) ..	1	1	-	-	-	-	-	-	-	-	-	-
	52400-KCY-761	-	-	1	1	1	1	1	1	1	1	1	1
2	52401-KCY-671	SPRING, RR. CUSHION	1	1	-	-	-	-	-	-	-	-	-	-
	52401-KCY-761	-	-	1	1	1	1	1	1	1	1	1	1
3	52410-KCY-671	DAMPER COMP., RR.	1	1	-	-	-	-	-	-	-	-	-	-
	52410-KCY-761	-	-	1	1	1	1	1	1	1	1	1	1
4	52421-KCY-671	ROD COMP., PISTON	1	1	-	-	-	-	-	-	-	-	-	-
	52421-KCY-761	-	-	1	1	1	1	1	1	1	1	1	1
5	52422-KS7-701	ADJUSTER, SPRING	1	1	1	1	1	1	1	1	1	1	1	1
6	52423-KS7-701	NUT, ADJUSTER	1	1	1	1	1	1	1	1	1	1	1	1
7	52425-KCY-671	CASE COMP., DAMPER	1	1	-	-	-	-	-	-	-	-	-	-
	52425-KCY-761	-	-	1	1	1	1	1	1	1	1	1	1
8	52425-169-003	CAP, AIR VALVE	1	1	1	1	1	1	1	1	1	1	1	1
9	52426-KCY-671	ROD COMP.	1	1	-	-	-	-	-	-	-	-	-	-
	52426-KCY-761	-	-	1	1	1	1	1	1	1	1	1	1
10	52428-KA4-832	PLATE, END (SHOWA)	1	1	1	1	1	1	1	1	1	1	1	1
11	52429-MN1-681	CASE COMP., ROD GUIDE	1	1	1	1	1	1	1	1	1	1	1	1
12	52431-KA4-831	RING, PISTON	1	1	1	1	1	1	1	1	1	1	1	1
13	52435-KS7-831	RING, STOPPER	1	1	1	1	1	1	1	1	1	1	1	1
14	52436-MN1-680	OIL SEAL SET	1	1	1	1	1	1	1	1	1	1	1	1
15	52437-KA4-841	O-RING SET	1	1	1	1	1	1	1	1	1	1	1	1
16	52438-KA4-741	NUT, HEX., 12MM	1	1	1	1	1	1	1	1	1	1	1	1
17	52440-KCY-671	BOLT COMP., PLUG	1	1	1	1	1	1	1	1	1	1	1	1
18	52451-MN1-681	BLADDER (SHOWA)	1	1	1	1	1	1	1	1	1	1	1	1
19	52452-MN1-681	RING, STOPPER	1	1	1	1	1	1	1	1	1	1	1	1
20	52453-MN1-681	CAP COMP., CHAMBER (SHOWA) ..	1	1	1	1	1	1	1	1	1	1	1	1

Ref. No.	Part No.	Description	Reqd. QTY							Serial No.	Parts catalogue code	
			T	V	W	XR400R X	Y	1	2			3
21	52455-MM5-003	RING, STOPPER	1	1	1	1	1	1	1	1		
22	52459-KCY-671	STOPPER, SPRING SEAT	1	1	1	1	1	1	1	1		
23	52463-KCZ-000	COLLAR, CUSHION ARM	1	1	1	1	1	1	1	1		
24	52465-KCY-670	ARM SUB ASSY., CUSHION	1	1	-	-	-	-	-	-		
25	52465-KCY-760	ARM SUB ASSY., CUSHION	-	-	1	1	1	1	1	1		
26	52465-MY1-000	COLLAR C, CUSHION ARM	-	-	1	1	1	1	1	1		
27	52473-KZ9-710	COLLAR, CUSHION CONNECTING ROD	2	2	2	2	2	2	2	2		
28	52475-KCY-670	ROD SUB ASSY., CUSHION										
29	52486-GS2-700	COLLAR, CUSHION UPPER	-	-	1	1	1	1	1	1		
30	52486-KN5-000	COLLAR, DAMPER	2	2	-	-	-	-	-	-		
31	52486-KZ3-003	SEAT, SPRING	1	1	1	1	1	1	1	1		
32	52487-KA4-831	RING, STOPPER	1	1	-	-	-	-	-	-		
33	52517-KAF-003	RUBBER, STOPPER (SHOWA)	1	1	-	-	-	-	-	-		
	52427-KZ3-891	RUBBER, STOPPER	-	-	1	1	1	1	1	1		
34	87516-KCY-670	LABEL, RR. DAMPER	1	1	-	-	-	-	-	-		
	87516-KCY-720	LABEL, RR. DAMPER (FRENCH) ..	-	1	-	-	-	-	-	-	-----	VM102093 ED
	87516-KCY-721	-	1	1	1	1	1	1	1	-----	----- CM
			-	1	-	-	-	-	-	-	VM102094	----- ED
			-	-	1	1	1	1	1	1	-----	----- ED
35	87516-KZ1-600	LABEL, RR. DAMPER WARNING ...	-	-	1	1	1	1	1	1		
36	90128-KCZ-000	BOLT, SOCKET, 12X90	1	1	1	1	1	1	1	1		
37	90129-KCZ-000	BOLT, FLANGE, 10X74	1	1	1	1	1	1	1	1		
38	90151-KF0-000	BOLT, FLANGE, 10X69	1	1	1	1	1	1	1	1		
39	90153-KF0-000	BOLT, FLANGE, 10X55	2	2	2	2	2	2	2	2		
40	90304-GE8-003	NUT, U, 10MM	1	1	1	1	1	1	1	1		
41	90306-KF0-003	NUT, FLANGE, 12MM	1	1	1	1	1	1	1	1		
42	90306-KZ4-711	NUT, U, 10MM	3	3	3	3	3	3	3	3		
43	90410-HC4-000	WASHER, 10MM	1	1	1	1	1	1	1	1		
44	91071-KV3-005	BEARING, NEEDLE (KOYO)	2	2	2	2	2	2	2	2		
45	91071-MY1-005	BEARING, NEEDLE, 17X24X17 ...	-	-	1	1	1	1	1	1		
46	91072-MY1-005	BEARING, NEEDLE, 20X26X20 ...	2	2	2	2	2	2	2	2		
47	91077-GS2-702	BEARING, NEEDLE, 16X22X12 ...	-	-	1	1	1	1	1	1		
48	91077-KN5-004	BEARING, SPHERICAL, 14MM	1	1	-	-	-	-	-	-		
49	91077-KS7-013	BEARING, SPHERICAL, 10.1MM ..	1	1	-	-	-	-	-	-		
50	91254-KS6-003	DUST SEAL, 20X26X4.5(ARAI) ..	2	2	2	2	2	2	2	2		
51	91256-KCY-671	O-RING, 17.8X2.423.5X2.0	1	1	1	1	1	1	1	1		
52	91262-KV3-831	DUST SEAL, 17X24X5(ARAI)	4	4	4	4	4	4	4	4		
53	91351-KN5-004	DUST SEAL B	2	2	-	-	-	-	-	-		
	91262-KV3-831	DUST SEAL, 17X24X5(ARAI)	-	-	2	2	2	2	2	2		
54	91351-KS7-003	DUST SEAL, RR. CUSHION UPPER	2	2	-	-	-	-	-	-		
	91351-GS2-701	-	-	2	2	2	2	2	2		





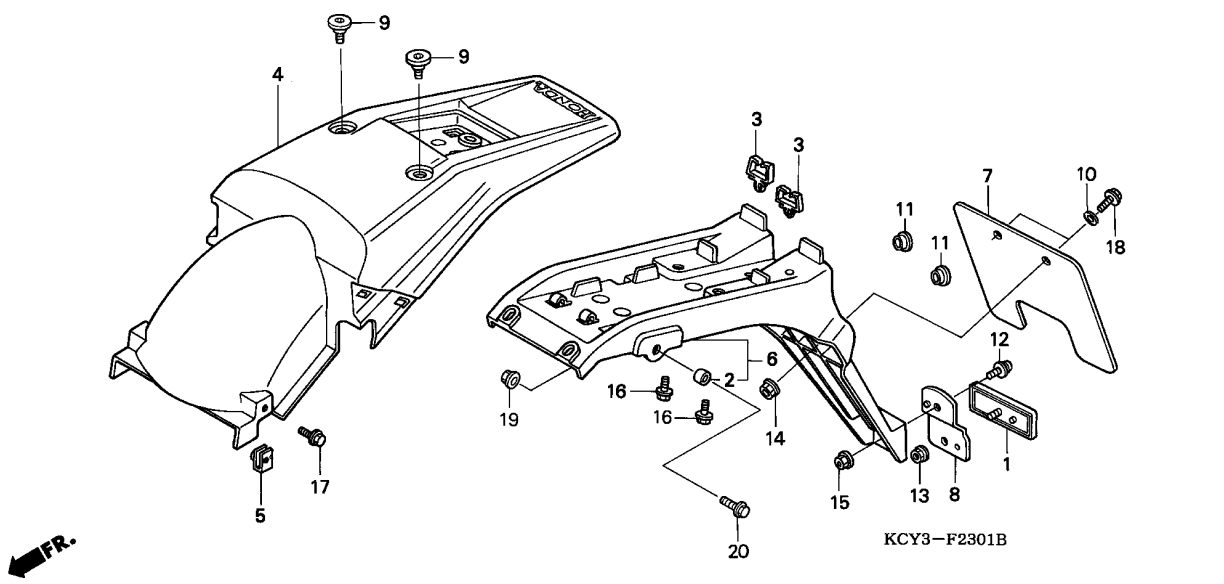
Service item	F.R.T.
FENDER SET, RR.	0.3

Ref. No.	Part No.	Description	Reqd. QTY									Serial No.	Parts catalogue code		
			T	V	W	XR400R		1			2			3	
1	17202-ZV5-300	COLLAR, DISTANCE, 6.5X11X7.5	2	2	2	2	2	2	2	2	2	2	-----	-----	CM
2	33741-HB9-641	REFLECTOR, RR. REFLEX	2	2	2	2	2	2	2	2	2	2	-----	-----	CM
3	33741-MC7-612	REFLECTOR, REFLEX	1	-	-	-	-	-	-	-	-	-	-----	-----	CM
	33741-MS6-921	-	1	1	1	1	1	1	1	1	1	-----	-----	CM
4	33751-KT0-710	STAY, RR. SIDE REFLECTOR	2	2	2	2	2	2	2	2	2	2	-----	-----	CM
5	33752-GN1-841	STAY, RR. REFLECTOR	1	1	1	1	1	1	1	1	1	1	-----	-----	CM
6	50317-254-000	PLUG, USELESS HOLE	2	2	2	2	2	2	2	2	2	2	-----	-----	CM
7	80101-KCZ-000ZA	FENDER SET, RR. *TYPE1*(WL) .	1	-	-	-	-	-	-	-	-	-	-----	TM000140	CM
	80101-KCE-670ZA	1	-	-	-	-	-	-	-	-	-	TM000141	-----	CM
	80101-KCZ-940ZA	FENDER SET, RR. *TYPE2*(WL) .	-	1	1	1	-	-	-	-	-	-	-----	-----	CM
	80101-KCY-A10ZA	FENDER SET, RR. *TYPE1*(WL) .	-	-	-	-	1	1	-	-	-	-	-----	-----	CM
	80101-KCY-A30ZA	FENDER SET, RR. (WL) *R134*.....FIGHTING RED	-	-	-	-	-	-	-	-	1	1	-----	-----	CM
8	80105-KCY-670	COLLAR, RR. FENDER	2	2	2	2	2	2	2	2	2	2	-----	-----	CM
9	84601-HA7-670	NUT, FENDER SETTING	2	2	2	2	2	2	2	2	2	2	-----	-----	CM
10	90106-KAF-000	BOLT, SPECIAL, 6MM	2	2	2	2	2	2	2	2	2	2	-----	-----	CM
11	90554-240-000	WASHER B	1	1	1	1	1	1	1	1	1	1	-----	-----	CM
12	94050-05000	NUT, FLANGE, 5MM	1	1	1	1	1	1	1	1	1	1	-----	-----	CM
13	94050-06000	NUT, FLANGE, 6MM	5	5	5	5	5	5	5	5	5	5	-----	-----	CM
14	95701-06012-00	BOLT, FLANGE, 6X12	2	2	2	2	2	2	2	2	2	2	-----	-----	CM
15	95701-06022-00	BOLT, FLANGE, 6X22	2	2	2	2	2	2	2	2	2	2	-----	-----	CM
16	96300-06012-00	BOLT, FLANGE, 6X12	1	1	1	1	1	1	1	1	1	1	-----	-----	CM

F-23-1

REAR FENDER (XR400RT,V,W,X-ED/DK/U)

I11



Service item	F.R.T.
FENDER SET, RR.	0.4
BRACKET, NUMBER PLATE	0.5

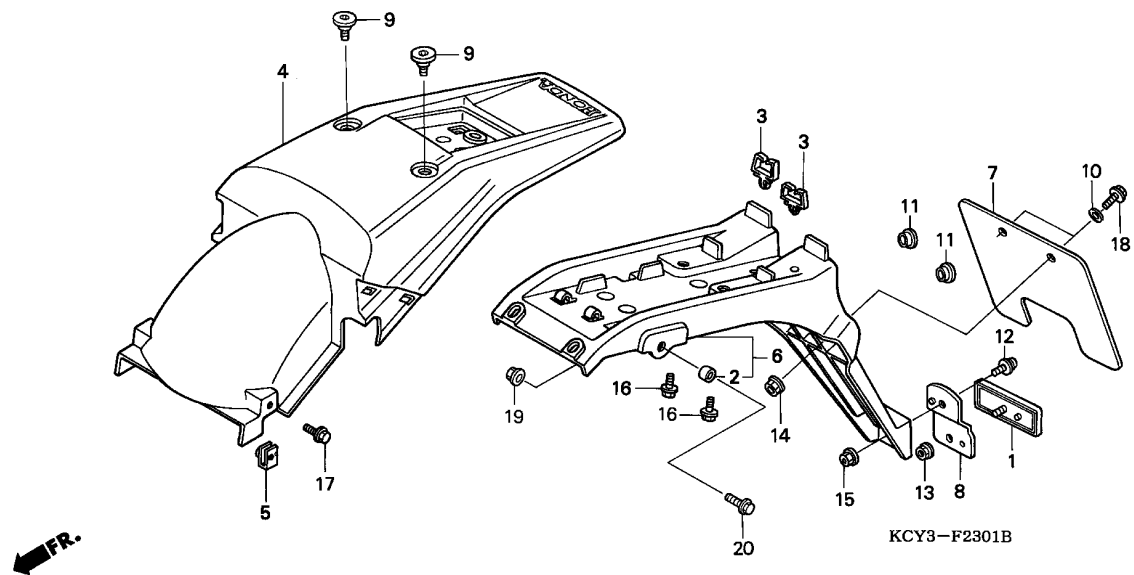
Ref. No.	Part No.	Description	Reqd. QTY									Serial No.	Parts catalogue code
			T	V	W	XR400R							
						X	Y	1	2	3			
1	33741-MS6-921	REFLECTOR, REFLEX	1	1	1	1	1	1	1	1	-----	DK,U	
			1	1	1	1	-	-	-	-	-----	ED	
2	50605-GZ4-670	COLLAR, STEP RUBBER SETTING	2	2	2	2	2	2	2	2	-----	DK,U	
			2	2	2	2	-	-	-	-	-----	ED	
3	53105-GC1-003	CLIP, WIRE HARNESS	2	2	2	2	2	2	2	2	-----	DK,U	
			2	2	2	2	-	-	-	-	-----	ED	
4	80101-KCZ-000ZA	FENDER SET, RR. *TYPE1*(WL)	1	-	-	-	-	-	-	-	-----	TM000732 U	
			1	-	-	-	-	-	-	-	-----	TM000950 ED	
	80101-KCE-670ZA	1	-	-	-	-	-	-	-	-----	TM000733 U	
			1	-	-	-	-	-	-	-	-----	TM000951 ED	
	80101-KCZ-940ZA	FENDER SET, RR. *TYPE2*(WL)	-	1	1	1	-	-	-	-	-----	ED,U	
	80101-KCY-A10ZA	FENDER SET, RR. *TYPE1*(WL)	-	-	-	-	1	1	-	-	-----	DK,U	
	80101-KCY-A30ZA	FENDER SET, RR. (WL)	-	-	-	-	-	-	-	-	-----	DK,U	
		R134.....FIGHTING RED	-	-	-	-	-	-	1	1	-----	DK,U	
5	84601-HA7-670	NUT, FENDER SETTING	2	2	2	2	2	2	2	2	-----	DK,U	
			2	2	2	2	-	-	-	-	-----	ED	
6	84701-KCY-650	BRACKET, NUMBER PLATE	1	1	1	1	1	1	1	1	-----	DK,U	
			1	1	1	1	-	-	-	-	-----	ED	
7	84702-KCY-650	BASE, NUMBER PLATE	1	1	1	1	1	1	1	1	-----	U	
8	84703-KCY-650	STAY, RR. REFLECTOR	1	1	1	1	1	1	1	1	-----	DK,U	
			1	1	1	1	-	-	-	-	-----	ED	
9	90106-KAF-000	BOLT, SPECIAL, 6MM	2	2	2	2	-	-	-	-	-----	ED	
			-	-	-	-	-	2	2	2	-----	DK	
			-	-	-	-	-	-	2	2	-----	U	
10	90505-MA6-000	WASHER, 6.5X5.5	2	2	2	2	2	2	2	2	-----	U	
11	90522-170-700	COLLAR, GEARSHIFT LEVER											
		SETTING	2	2	2	2	2	2	2	2	-----	DK,U	
			2	2	2	2	-	-	-	-	-----	ED	

3

F-23-1

REAR FENDER (XR400RT,V,W,X-ED/DK/U)

I12



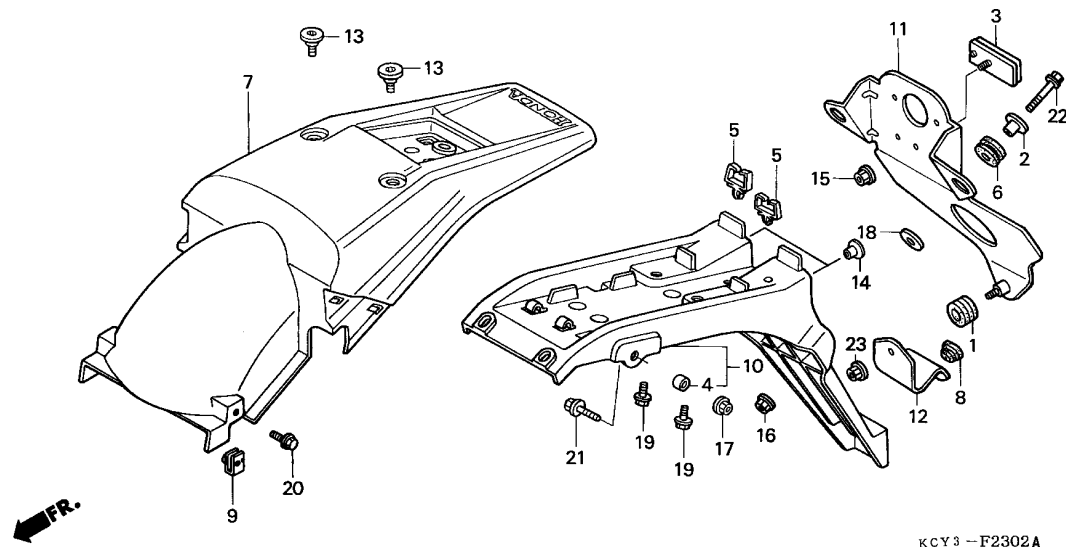
3

Ref. No.	Part No.	Description	Reqd. QTY									Serial No.	Parts catalogue code	
			T	V	W	XR400R		1	2	3				
						X	Y							
12	93892-06014-07	SCREW-WASHER, 6X14	1	1	1	1	1	1	1	1	1	1	-----	DK,U
			1	1	1	1	-	-	-	-	-	-	-----	ED
13	94050-05080	NUT, FLANGE, 5MM	1	1	1	1	1	1	1	1	1	1	-----	DK,U
			1	1	1	1	-	-	-	-	-	-	-----	ED
14	94050-06070	NUT, FLANGE, 6MM	2	2	2	2	2	2	2	2	2	2	-----	U
15	94050-06080	NUT, FLANGE, 6MM	1	1	1	1	1	1	1	1	1	1	-----	DK,U
			1	1	1	1	-	-	-	-	-	-	-----	ED
16	95701-06010-00	BOLT, FLANGE, 6X10	2	2	2	2	2	2	2	2	2	2	-----	DK,U
			2	2	2	2	-	-	-	-	-	-	-----	ED
17	95701-06012-00	BOLT, FLANGE, 6X12	2	2	2	2	2	2	2	2	2	2	-----	DK,U
			2	2	2	2	-	-	-	-	-	-	-----	ED
18	95701-06014-07	BOLT, FLANGE, 6X14	2	2	2	2	2	2	2	2	2	2	-----	U
19	94050-06000	NUT, FLANGE, 6MM	2	2	2	2	-	-	-	-	-	-	-----	ED
20	95701-06016-00	BOLT, FLANGE, 6X16	2	2	2	2	-	-	-	-	-	-	-----	ED

F-23-2

REAR FENDER (XR400RY,1,2,3-ED)

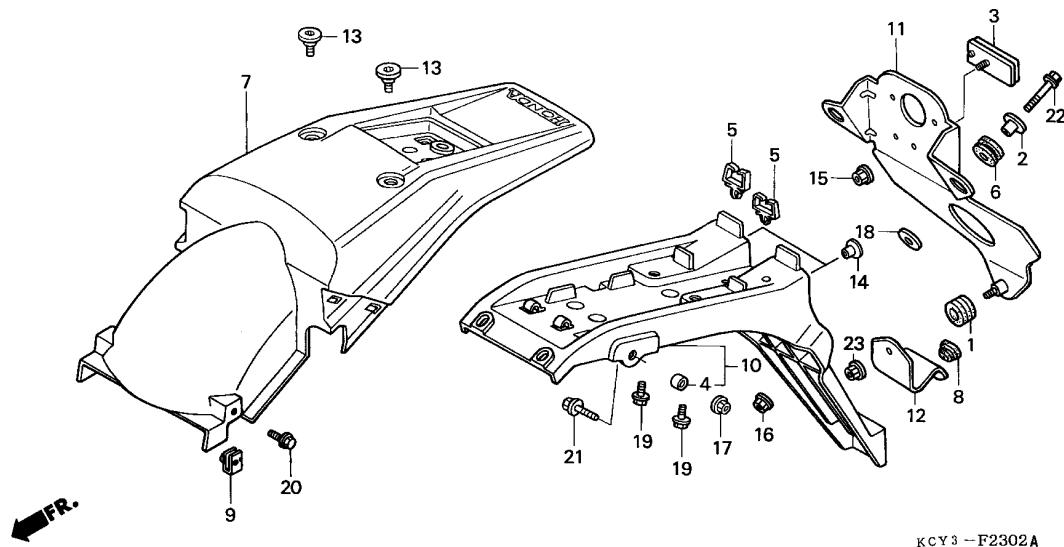
I13



Service item	F.R.T.
FENDER SET, RR.	0.4
BRACKET, NUMBER PLATE	0.5

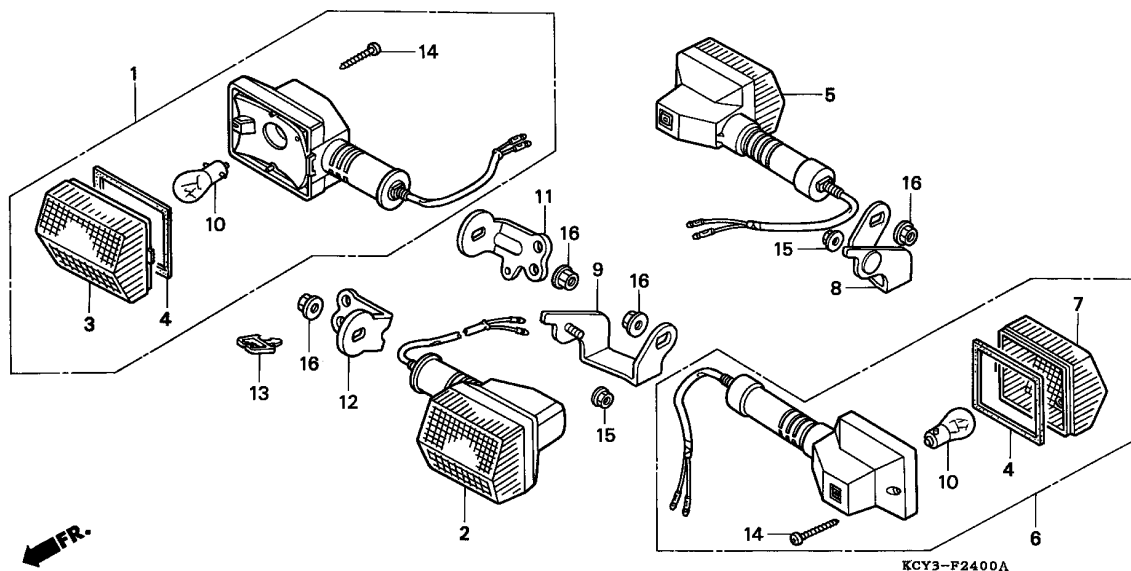
Ref. No.	Part No.	Description	Reqd. QTY							Serial No.	Parts catalogue code	
			T	V	W	X	Y	1	2			3
1	17622-GB7-900	RUBBER, CUSHION	-	-	-	-	1	1	1	1	-----	ED
2	19052-MS8-000	COLLAR, RADIATOR MOUNTING	-	-	-	-	2	2	2	2	-----	ED
3	33741-MS6-921	REFLECTOR, REFLEX	-	-	-	-	1	1	1	1	-----	ED
4	50605-GZ4-670	COLLAR, STEP RUBBER SETTING	-	-	-	-	2	2	2	2	-----	ED
5	53105-GC1-003	CLIP, WIRE HARNESS	-	-	-	-	2	2	2	2	-----	ED
6	64216-GJ2-730	RUBBER, SCREEN SETTING	-	-	-	-	2	2	2	2	-----	ED
7	80101-KCY-A10ZA	FENDER SET, RR. *TYPE1*(WL)	-	-	-	-	1	1	-	-	-----	ED
	80101-KCY-A30ZA	FENDER SET, RR. (WL)	-	-	-	-	-	-	-	-	-----	ED
		R134.....FIGHTING RED	-	-	-	-	-	-	1	1	-----	ED
8	80124-351-000	PLUG, RR. FENDER	-	-	-	-	1	1	1	1	-----	ED
9	84601-HA7-670	NUT, FENDER SETTING	-	-	-	-	2	2	2	2	-----	ED
10	84701-KCY-E60	BRACKET, NUMBER PLATE	-	-	-	-	1	1	1	1	-----	ED
11	84704-KCY-E60	PLATE, NUMBER BASE	-	-	-	-	1	1	1	1	-----	ED
12	84705-KCY-E60	PLATE, END	-	-	-	-	1	1	1	1	-----	ED
13	90106-KAF-000	BOLT, SPECIAL, 6MM	-	-	-	-	2	2	2	2	-----	ED
14	90522-170-700	COLLAR, GEARSHIFT LEVER	-	-	-	-	-	-	-	-	-----	ED
		SETTING	-	-	-	-	2	2	2	2	-----	ED
15	94050-05080	NUT, FLANGE, 5MM	-	-	-	-	1	1	1	1	-----	ED
16	94050-06000	NUT, FLANGE, 6MM	-	-	-	-	2	2	2	2	-----	ED
17	94050-06080	NUT, FLANGE, 6MM	-	-	-	-	2	2	2	2	-----	ED
18	94103-06800	WASHER, PLAIN, 6MM	-	-	-	-	2	2	2	2	-----	ED
19	95701-06010-00	BOLT, FLANGE, 6X10	-	-	-	-	2	2	2	2	-----	ED
20	95701-06012-00	BOLT, FLANGE, 6X12	-	-	-	-	2	2	2	2	-----	ED
21	95701-06016-00	BOLT, FLANGE, 6X16	-	-	-	-	2	2	2	2	-----	ED
22	95701-06025-07	BOLT, FLANGE, 6X25	-	-	-	-	2	2	2	2	-----	ED

3



3

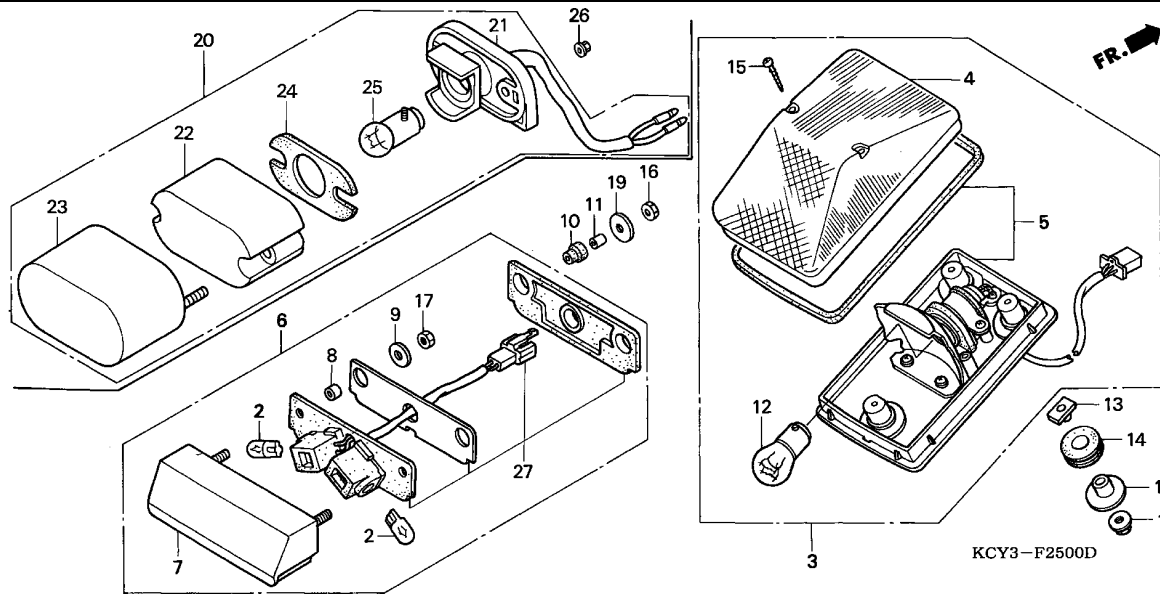
Ref. No.	Part No.	Description	Reqd. QTY							Serial No.	Parts catalogue code	
			T	V	W	X	Y	1	2			3
23	94050-06080	NUT, FLANGE, 6MM	-	-	-	-	1	-	-	-	-----	ED
	90301-473-003	NUT, U, 6MM	-	-	-	-	-	1	1	1	-----	ED



Service item	F.R.T.
BULB, WINKER	0.1
(WHEN SERVICING COMP., UNIT, F.R.T. IS 0.2)	
WINKER ASSY., FR.	0.2
(SAME TIME FOR TWO UNITS)	
WINKER ASSY., RR.	0.3
(SAME TIME FOR TWO UNITS)	
(INC. RELATIVE PART)	

Ref. No.	Part No.	Description	Reqd. QTY									Serial No.	Parts catalogue code		
			T	V	W	XR400R		1 2 3							
1	33300-KCY-651	WINKER ASSY., R. FR. (12V 21W)	1	1	1	1	1	1	1	1	1	1	1	-----	DK,U
2	33350-KCY-651	WINKER ASSY., L. FR. (12V 21W)	1	1	1	1	1	1	1	1	1	1	1	-----	DK,U
3	33402-MG2-003	LENS, WINKER	2	2	2	2	2	2	2	2	2	2	2	-----	DK,U
4	33407-MG2-003	GASKET, LENS	4	4	4	4	4	4	4	4	4	4	4	-----	DK,U
5	33500-KCY-651	WINKER ASSY., R. RR. (12V 21W)	1	1	1	1	1	1	1	1	1	1	1	-----	DK,U
6	33550-KCY-651	WINKER ASSY., L. RR. (12V 21W)	1	1	1	1	1	1	1	1	1	1	1	-----	DK,U
7	33602-MG2-601	LENS, WINKER	2	2	2	2	2	2	2	2	2	2	2	-----	DK,U
8	33610-KCY-650	STAY COMP., R. RR. WINKER ...	1	1	1	1	1	1	1	1	1	1	1	-----	DK,U
9	33611-KCY-650	STAY COMP., L. RR. WINKER ...	1	1	1	1	1	1	1	1	1	1	1	-----	DK,U
10	34908-634-611	BULB (12V 21W)(ECE)(STANLEY)	4	4	4	4	4	4	4	4	4	4	4	-----	DK,U
11	53101-KCY-650	STAY, R. FR. WINKER	1	1	1	1	1	1	1	1	1	1	1	-----	DK,U
12	53102-KCY-650	STAY, L. FR. WINKER	1	1	1	1	1	1	1	1	1	1	1	-----	DK,U
13	80111-KE5-000	CLIP E, WIRE HARNESS	1	1	1	1	1	1	1	1	1	1	1	-----	DK,U
14	91901-MG2-003	SCREW, TAPPING, 3X25	4	4	4	4	4	4	4	4	4	4	4	-----	DK,U
15	94050-06000	NUT, FLANGE, 6MM	2	2	2	2	2	2	2	2	2	2	2	-----	DK,U
16	94050-10070	NUT, FLANGE, 10MM	4	4	4	4	4	4	4	4	4	4	4	-----	DK,U

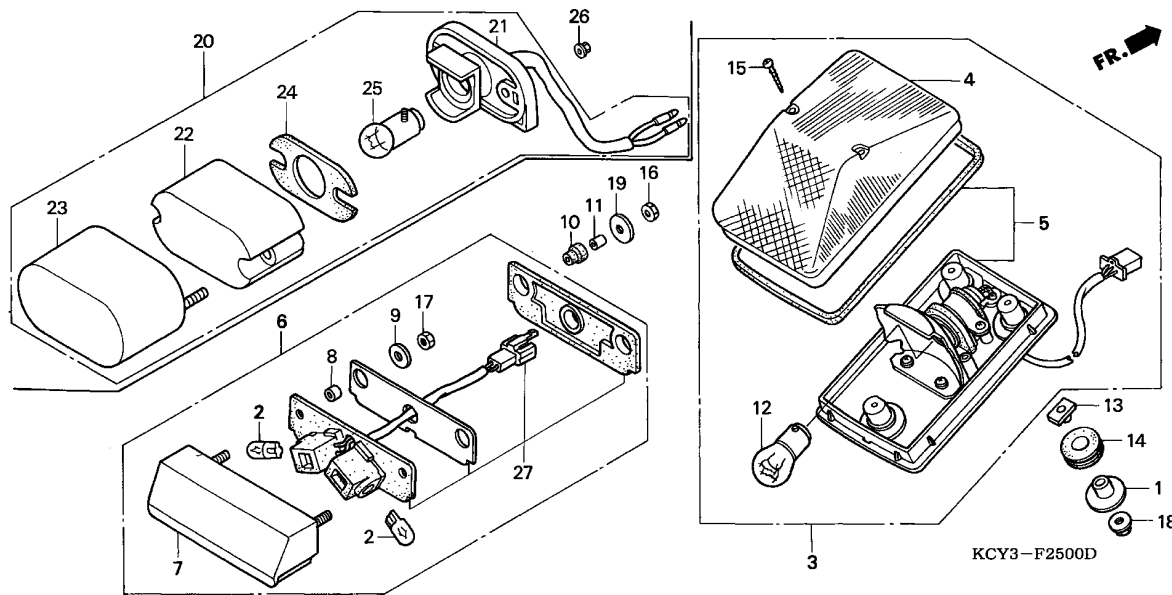




Service item	F.R.T.
BULB, TAILLIGHT	0.1
BULB	0.2
(SAME TIME FOR TWO UNITS)	
BASE COMP., TAILLIGHT	0.3
(AREA CODE U TYPE 0.4)	
.TAILLIGHT UNIT	
(AREA CODE U TYPE 0.4)	
LIGHT ASSY., LICENSE	0.4

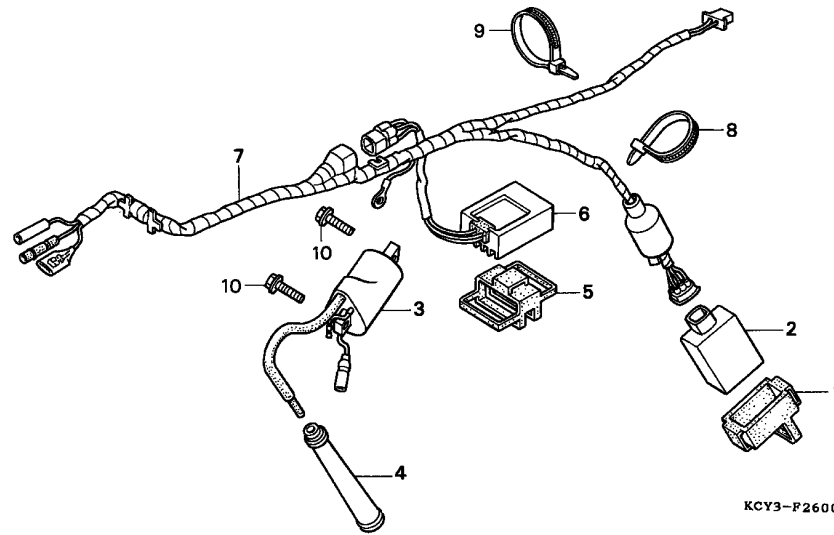
3

Ref. No.	Part No.	Description	Reqd. QTY							Serial No.	Parts catalogue code		
			T	V	W	XR400R		1	2			3	
			X	Y									
1	17248-402-700	COLLAR, AIR CLEANER	3	3	3	3	3	3	3				
2	33301-SA0-741	BULB (12V 5W)(STANLEY)	2	2	2	2	2	2	2			DK,U	
			2	2	2	2	-	-	-			ED	
3	33701-KCE-671	TAILLIGHT UNIT	1	1	1	1	1	1	1			CM	
	33701-KCZ-004	TAILLIGHT UNIT (KOITO)	1	1	1	1	1	1	1			DK,ED,U	
4	33702-KCZ-004	LENS	1	1	1	1	1	1	1				
5	33703-KCE-671	BASE COMP., TAILLIGHT	1	1	1	1	1	1	1			CM	
	33703-KCZ-004	1	1	1	1	1	1	1			DK,ED,U	
6	33720-KCZ-003	LIGHT ASSY., LICENSE (STANLEY)	1	1	1	1	-	1	1			DK,U	
			1	1	1	1	-	-	-			ED	
7	33721-KCY-650	COVER COMP., LICENSE LIGHT ..	1	-	-	-	-	-	-			ED,U	
	33721-KCZ-003	-	1	1	1	1	1	1			DK,U	
			-	1	1	1	-	-	-			ED	
8	33723-KCZ-003	COLLAR	2	2	2	2	2	2	2			DK,U	
			2	2	2	2	-	-	-			ED	
9	33725-KCZ-003	WASHER, SPECIAL	2	2	2	2	2	2	2			DK,U	
			2	2	2	2	-	-	-			ED	
10	33731-KCZ-000	RUBBER, LICENCE LIGHT MOUNTING	2	2	2	2	2	2	2			DK,U	
			2	2	2	2	-	-	-			ED	
11	33732-KCZ-000	COLLAR, LICENSE LIGHT SETTING	2	2	2	2	2	2	2			DK,U	
			2	2	2	2	-	-	-			ED	
12	34906-447-711	BULB, TAILLIGHT (STANLEY) (12V 21/5W)	1	1	1	1	1	1	1				
13	61304-958-003	NUT, SPECIAL, 6X7	2	-	-	-	-	-	-			ED,U	
	61304-162-013	NUT, HEADLIGHT SETTING	-	2	2	2	2	2	2			DK,ED,U	
14	80219-KCZ-000	RUBBER, TAILLIGHT MOUNTING ..	3	3	3	3	3	3	3				
15	93901-24780	SCREW, TAPPING, 4X30	2	2	2	2	2	2	2				



Ref. No.	Part No.	Description	Reqd. QTY									Serial No.	Parts catalogue code	
			T	V	W	XR400R		1	2	3				
						X	Y							
16	94001-05000-0S	NUT, HEX., 5MM	2	2	2	2	2	2	2	2	2	2	-----	DK,U
17	94002-05020-0S	NUT, HEX., 5MM	2	2	2	2	2	2	2	2	2	-----	ED	
18	94050-06000	NUT, FLANGE, 6MM	2	2	2	2	2	2	2	2	2	-----	DK,U	
19	94103-05800	WASHER, PLAIN, 5MM	3	3	3	3	3	3	3	3	3	-----	ED	
20	33720-KCY-E61	LIGHT ASSY., LICENSE	2	2	2	2	2	2	2	2	2	-----	DK,U	
21	33721-KCY-E61	SOCKET COMP., LICENSE	-	-	-	-	-	1	1	1	1	-----	ED	
22	33722-MB1-013	LENS, LICENSE	-	-	-	-	-	1	1	1	1	-----	ED	
23	33727-MBT-611	COVER COMP., LICENSE	-	-	-	-	-	1	1	1	1	-----	ED	
24	33729-MB1-003	PACKING, LENS	-	-	-	-	-	1	1	1	1	-----	ED	
25	34904-634-611	BULB (12V 5W)(ECE)	-	-	-	-	-	1	1	1	1	-----	ED	
26	94050-04000	NUT, FLANGE, 4MM	-	-	-	-	-	2	2	2	2	-----	ED	
27	33722-KCZ-003	SOCKET COMP.	1	1	1	1	1	1	1	1	1	-----	DK,U	
			1	1	1	1	-	-	-	-	-	-----	ED	





Service item	F.R.T.
C.D.I. UNIT	0.3
COIL, IGNITION	0.4
REGULATOR COMP., A.C.	0.5
HARNESS, WIRE	0.6

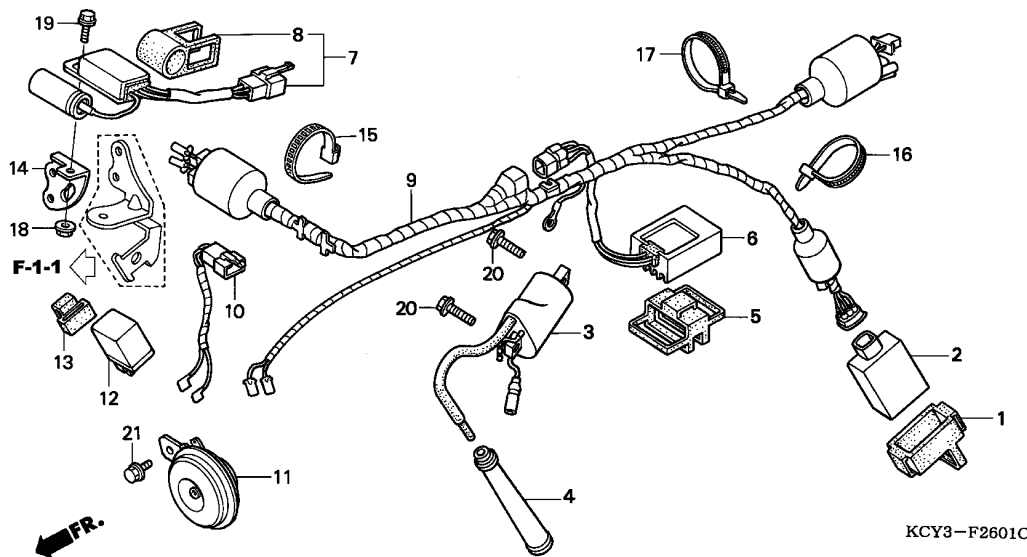
3

Ref. No.	Part No.	Description	Reqd. QTY									Serial No.	Parts catalogue code	
			T	V	W	XR400R		1	2	3				
						X	Y							
1	30401-KCY-670	CUSHION, C.D.I. UNIT	1	1	1	1	1	1	1	1	1	1	-----	CM
2	30410-KCY-671	C.D.I. UNIT	1	1	-	-	-	-	-	-	-	-	-----	CM
	30410-KCY-761	-	-	1	1	1	1	1	1	1	1	-----	CM
3	30500-KZ4-003	COIL, IGNITION	1	1	1	1	1	1	1	1	1	1	-----	CM
4	30700-KCZ-000	CAP ASSY., NOISE SUPPRESSOR ..	1	1	1	1	1	1	1	1	1	1	-----	CM
5	31401-KT0-670	CUSHION, A.C. REGULATOR	1	1	1	1	1	1	1	1	1	1	-----	CM
6	31410-KCY-671	REGULATOR COMP., A.C.	1	1	1	1	1	1	1	1	1	1	-----	CM
7	32100-KCY-670	HARNESS, WIRE	1	1	1	1	1	1	1	1	1	1	-----	CM
8	90651-KV6-003	BAND, WIRE	1	1	1	1	1	1	1	1	1	1	-----	CM
9	90652-KT1-771	BAND, WIRE (BLACK)	1	1	1	1	1	1	1	1	1	1	-----	CM
10	96001-06018-00	BOLT, FLANGE, 6X18	2	2	2	2	2	2	2	2	2	2	-----	CM

F-26-1

WIRE HARNESS/IGNITION COIL(DK/ED/U)

J 3



Service item	F.R.T.
HORN COMP.	0.1
HARNESS A, SUB WIRE	0.2
.RELAY COMP., WINKER	
C.D.I. UNIT	0.3
COIL, IGNITION	0.4
.RECTIFIER COMP., REGULATE	
REGULATOR COMP., A.C.	0.5
HARNESS, WIRE	0.7

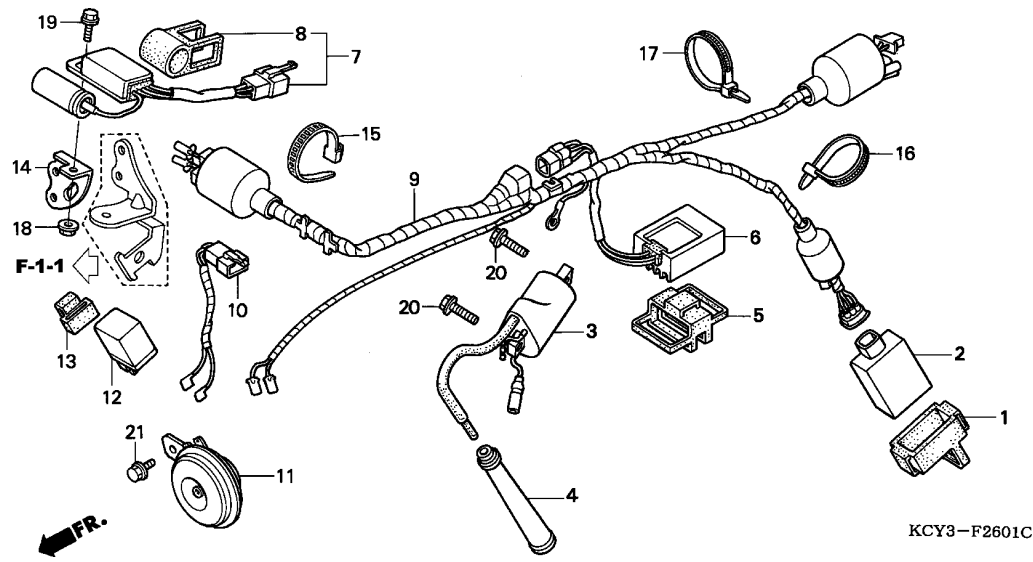
Ref. No.	Part No.	Description	Reqd. QTY							Serial No.	Parts catalogue code		
			T	V	W	X	Y	1	2			3	
1	30401-KCY-670	CUSHION, C.D.I. UNIT	1	1	1	1	1	1	1	1	1	1	DK,ED,U
2	30410-KCY-671	C.D.I. UNIT	1	1	1	1	1	1	1	1	1	1	DK,ED,U
3	30500-KZ4-003	COIL, IGNITION	1	1	1	1	1	1	1	1	1	1	DK,ED,U
4	30700-KCZ-000	CAP ASSY., NOISE SUPPRESSOR ..	1	1	1	1	1	1	1	1	1	1	DK,ED,U
5	31401-KT0-670	CUSHION, A.C. REGULATOR	1	1	1	1	1	1	1	1	1	1	DK,ED,U
6	31410-KCY-671	REGULATOR COMP., A.C.	1	1	1	1	1	1	1	1	1	1	DK,ED,U
7	31600-KA2-751	RECTIFIER COMP., REGULATE ...	1	1	1	1	-	-	-	-	-	-	ED,U
	31600-KA2-752	-	-	-	-	1	1	1	1	-	-	DK,ED,U
8	31601-KA2-751	RUBBER, CUSHION	1	1	1	1	1	1	1	1	1	1	DK,ED,U
9	32100-KCY-640	HARNESS, WIRE	1	1	1	1	-	-	-	-	-	-	ED
	32100-KCY-650	1	1	1	1	-	-	-	-	-	-	U
	32100-KCY-E60	-	-	-	-	1	1	1	1	1	1	ED
	32100-KCY-U10	-	-	-	-	1	1	1	1	1	1	U
	32100-KCY-D00	-	-	-	-	-	1	1	1	1	1	DK
10	32103-KF0-750	HARNESS A, SUB WIRE	1	1	1	1	-	-	-	-	-	-	ED
11	38110-GM8-673	HORN COMP.	1	1	1	1	1	1	1	1	1	1	DK,U
		1	1	1	1	-	-	-	-	-	-	ED
12	38301-KZ1-951	RELAY COMP., WINKER	1	1	1	1	1	1	1	1	1	1	DK,U
13	38306-GE7-000	SUSPENSION, WINKER RELAY	1	1	1	1	1	1	1	1	1	1	DK,U
14	61307-KCY-650	STAY, D.C. REGULATOR	1	1	1	1	1	1	1	1	1	1	DK,ED,U
15	90650-KV6-003	BAND, WIRE	1	1	1	1	1	1	1	1	1	1	DK,ED,U
16	90651-KV6-003	BAND, WIRE	1	1	1	1	1	1	1	1	1	1	DK,ED,U
17	90652-KT1-771	BAND, WIRE (BLACK)	1	1	1	1	1	1	1	1	1	1	DK,ED,U
18	94050-06000	NUT, FLANGE, 6MM	1	1	1	1	1	1	1	1	1	1	DK,ED,U
19	95701-06012-00	BOLT, FLANGE, 6X12	1	-	-	-	-	-	-	-	-	-	ED,U
	95701-06014-00	BOLT, FLANGE, 6X14	-	1	1	1	1	1	1	1	1	1	DK,ED,U

3

F-26-1

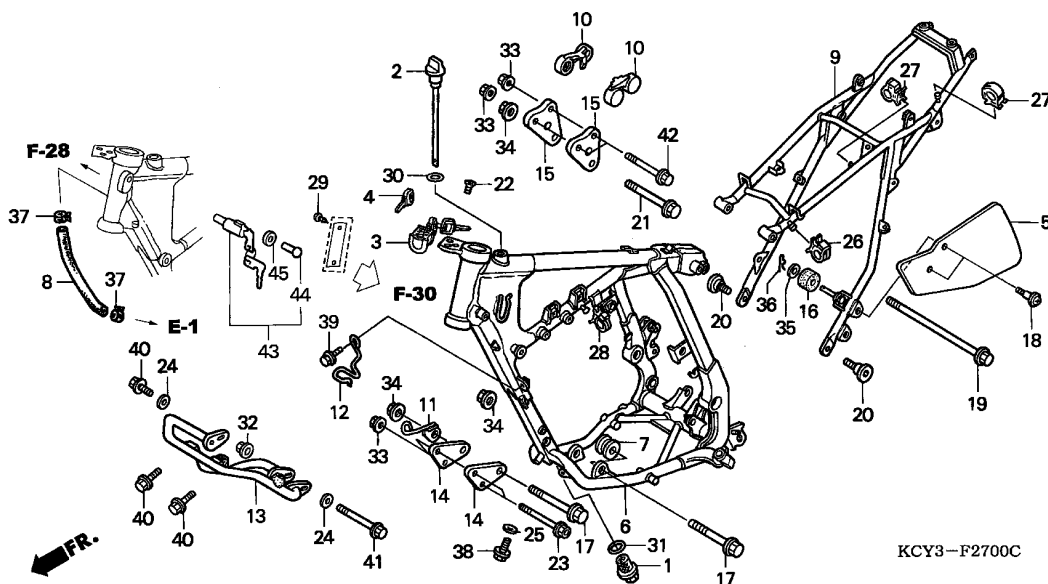
WIRE HARNESS/IGNITION COIL(DK/ED/U)

J 4



Ref. No.	Part No.	Description	Reqd. QTY									Serial No.	Parts catalogue code
			T	V	W	XR400R		1	2	3			
						X	Y						
20	96001-06018-00	BOLT, FLANGE, 6X18	2	2	2	2	2	2	2	2	-----	-----	DK,ED,U
21	96300-06010-00	BOLT, FLANGE, 6X10	1	1	1	1	1	1	1	1	-----	-----	DK,U
			1	1	1	1	-	-	-	-	-----	-----	ED

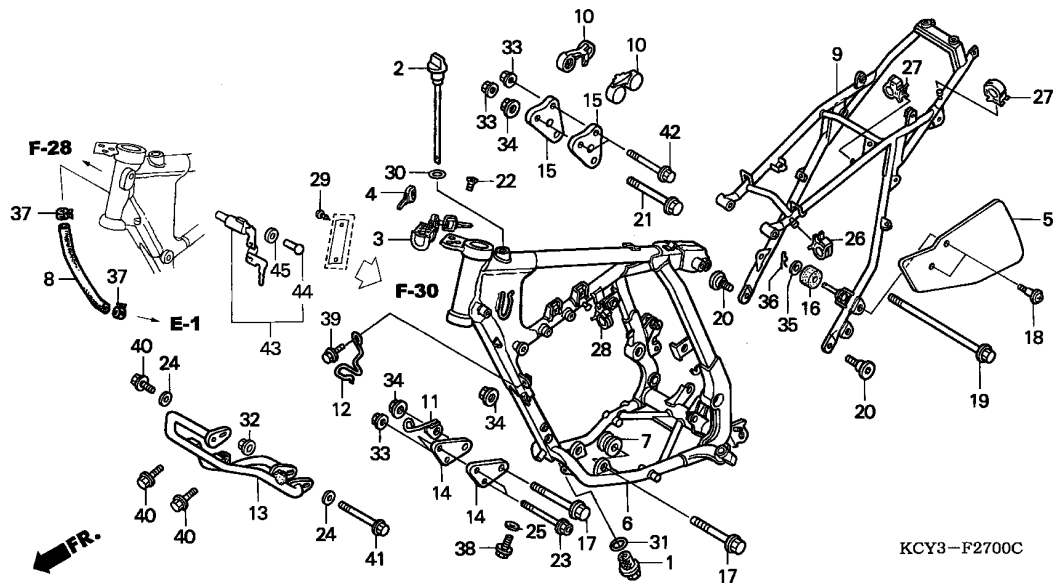
3



Service item	F.R.T.
LOCK COMP., STEERING HANDLE ..	0.1
KEY SET	0.2
.PIPE COMP., SKID	
STRAINER COMP., OIL	0.3
BODY COMP., RR. FRAME	0.5
(AREA CODE U TYPE 0.8)	
BODY COMP., FR. FRAME	*5.0
(AREA CODE U TYPE 5.6)	

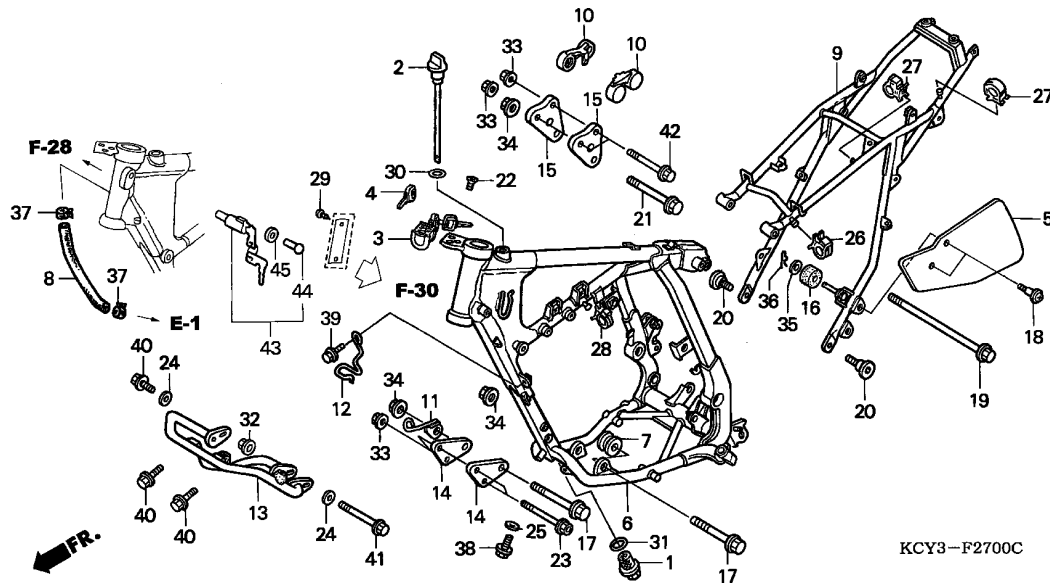
Ref. No.	Part No.	Description	Reqd. QTY							Serial No.	Parts catalogue code		
			T	V	W	XR400R		1	2			3	
						X	Y						
1	15500-KCZ-000	STRAINER COMP., OIL	1	1	1	1	1	1	1	1			
2	15650-KCY-670	GAUGE, OIL LEVEL	1	1	1	1	1	1	1	1			
3	35010-KCY-650	KEY SET	1	1	1	1	1	1	1	1			DK,U
			1	1	1	1	-	-	-	-			ED
4	35121-MR1-770	KEY, BLANK (TYPE 1) (KEY NO. AXX / BXX)	(1)	(1)	(1)	(1)	(1)	(1)	(1)	(1)			DK,U
			(1)	(1)	(1)	(1)	-	-	-	-			ED
	35122-MR1-770	KEY, BLANK (TYPE 2) (KEY NO. CXX / DXX)	(1)	(1)	(1)	(1)	(1)	(1)	(1)	(1)			DK,U
			(1)	(1)	(1)	(1)	-	-	-	-			ED
5	40515-KCY-650	COVER, DRIVE CHAIN	1	1	1	1	1	1	1	1			U
6	50090-KCY-650	BODY COMP., FR. FRAME	1	-	-	-	-	-	-	-			ED,U
	50090-KCY-670	1	-	-	-	-	-	-	-			CM
	50090-KCY-650ZA	*NH262M*TERRA SILVER METALLIC	-	1	-	-	-	-	-	-			ED,U
	50090-KCY-670ZA	*NH262M*TERRA SILVER METALLIC	-	1	-	-	-	-	-	-			CM
	50100-KCY-750ZA	BODY COMP., FRAME *NH262M*TERRA SILVER METALLIC	-	-	1	1	-	-	-	-			ED,U
	50100-KCY-760ZA	*NH262M*TERRA SILVER METALLIC	-	-	1	1	-	-	-	-			CM
	50100-KCY-A10	-	-	-	-	1	1	1	1			CM
	50100-KCY-E60	-	-	-	-	1	1	1	1			ED
	50100-KCY-U10	-	-	-	-	1	1	1	1			DK,U
7	50140-KFO-000	COLLAR, ENGINE HANGER LOWER	1	1	1	1	1	1	1	1			
8	50185-KCY-670	TUBE, BREATHER	1	1	1	1	1	1	1	1			
9	50200-KCY-670ZA	BODY COMP., RR. FRAME *NH262M*TERRA SILVER METALLIC	1	1	-	-	-	-	-	-			CM,ED
	50200-KCY-650ZA	*NH262M*TERRA SILVER METALLIC	1	1	-	-	-	-	-	-			U
	50200-KCY-750ZA	*NH262M*TERRA SILVER METALLIC	-	-	1	1	-	-	-	-			U
	50200-KCY-760ZA	*NH262M*TERRA SILVER METALLIC	-	-	1	1	-	-	-	-			CM,ED





KCY3-F2700C

Ref. No.	Part No.	Description	Reqd. QTY									Serial No.	Parts catalogue code	
			T	V	W	XR400R			1	2	3			
(9)	50200-KCY-750ZB	BODY COMP., RR. FRAME *NH146M*	-	-	-	-	-	-	-	-	-	-	-	-
		ACCURATE SILVER METALLIC	-	-	-	-	-	-	-	-	-	-	-	U
	50200-KCY-760ZB	*NH146M*	-	-	-	-	-	-	-	-	-	-	-	CM,DK,ED
		ACCURATE SILVER METALLIC	-	-	-	-	-	-	-	-	-	-	-	
10	50211-KN5-670	RUBBER, R. TANK GUARD	2	2	2	2	2	2	2	2	2	2	2	
11	50255-KCY-670	GUIDE, CLUTCH CABLE (A)	1	1	1	1	1	1	1	1	1	1	1	
12	50256-KCY-670	GUIDE, CLUTCH CABLE (B)	1	1	1	1	1	1	1	1	1	1	1	
13	50360-KCY-670	PIPE COMP., SKID	1	1	-	-	-	-	-	-	-	-	-	
	50360-KCY-760	-	-	1	1	1	1	1	1	1	1	1	
14	50533-KCY-670	PLATE, FR. ENGINE HANGER	2	2	2	2	2	2	2	2	2	2	2	
15	50534-KCY-670	PLATE, ENGINE HANGER UPPER ..	2	2	2	2	2	2	2	2	2	2	2	
16	52175-KCN-000	ROLLER, CHAIN UPPER	1	1	1	1	1	1	1	1	1	1	1	
17	90101-MN9-000	BOLT, FLANGE, 10X80	2	2	2	2	2	2	2	2	2	2	2	
18	90101-087-720	SCREW, HEADLIGHT SETTING	2	2	2	2	2	2	2	2	2	2	2	U
19	90112-GE2-000	BOLT, FLANGE, 8X145	1	1	1	1	1	1	1	1	1	1	1	
20	90118-KZ3-860	BOLT, RR. FRAME, 8X22	2	2	2	2	2	2	2	2	2	2	2	
21	90151-KF0-000	BOLT, FLANGE, 10X69	1	1	1	1	1	1	1	1	1	1	1	
22	90164-028-000	SCREW, U-LOCK FLAT, 6X12	2	2	2	2	2	2	2	2	2	2	2	DK,U
		2	2	2	2	-	-	-	-	-	-	-	ED
23	90217-KJ2-000	BOLT, FLANGE, 8X75	2	2	2	2	-	-	-	-	-	-	-	
	96300-08075-00	-	-	-	-	-	2	-	-	-	-	-	
	96300-08080-00	BOLT, FLANGE, 8X80	-	-	-	-	-	-	2	2	2	2	2	
24	90417-360-000	WASHER, DRUM STOPPER	2	2	2	2	2	2	2	2	2	2	2	
25	90545-300-000	WASHER, OIL BOLT	1	1	1	1	1	1	1	1	1	1	1	



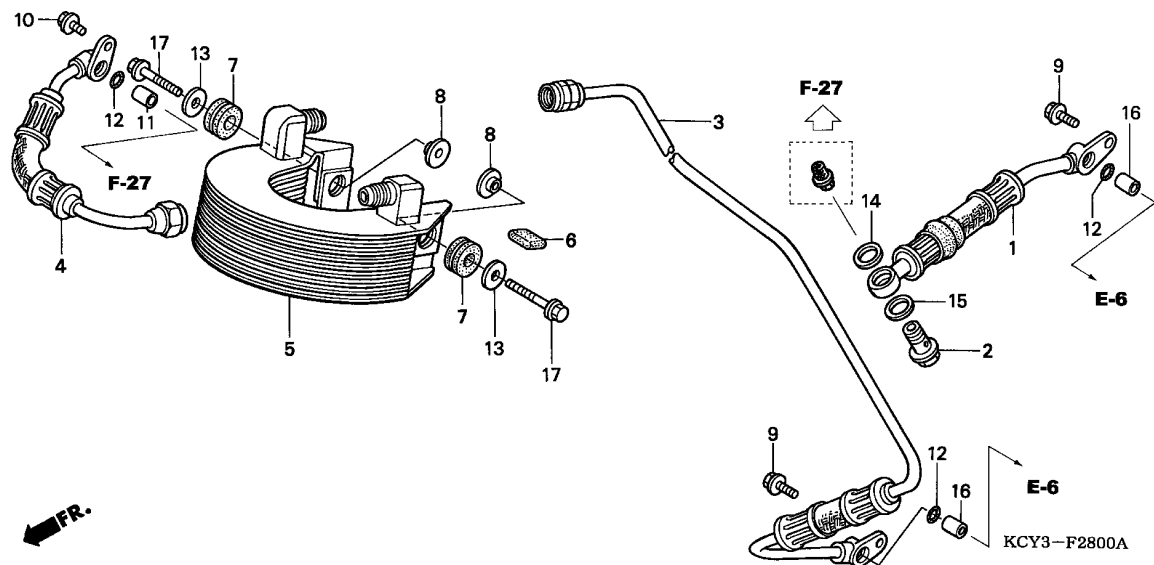
Ref. No.	Part No.	Description	Reqd. QTY									Serial No.	Parts catalogue code
			T	V	W	XR400R		1	2	3			
						X	Y						
26	90690-GHB-631	CLIP, CABLE, 8MM	1	1	1	1	1	1	1	1	1		
27	90690-GHB-651	CLIP, CABLE, 15MM	2	2	2	2	2	2	2	2	2	-----	DK,ED,U
	90690-GHB-631	CLIP, CABLE, 8MM	2	2	2	2	2	2	2	2	2	-----	CM
28	90690-GHB-651	CLIP, CABLE, 15MM	1	1	1	1	1	1	1	1	1		
29	90841-001-000	SCREW, RIVET, 1.8X5	2	2	2	2	2	2	2	2	2	-----	ED
30	91302-KE8-003	O-RING, 18X3(ARAI)	1	1	1	1	1	1	1	1	1		
31	91305-MN1-670	O-RING, 25X3	1	1	1	1	1	1	1	1	1		
32	94050-06000	NUT, FLANGE, 6MM	1	1	1	1	1	1	1	1	1		
33	94050-08000	NUT, FLANGE, 8MM	4	4	4	4	4	4	4	4	4		
34	94050-10000	NUT, FLANGE, 10MM	3	3	3	3	3	3	3	3	3		
35	94102-08700	WASHER, PLAIN, 8MM	1	1	1	1	1	1	1	1	1		
36	94251-08000	PIN, LOCK, 8MM	1	1	1	1	1	1	1	1	1		
37	95002-41250-00	CLAMP, TUBE (D12.5)	2	2	2	2	2	2	2	2	2		
38	95701-10016-00	BOLT, FLANGE, 10X16	1	-	-	-	-	-	-	-	-	-----	CM
			1	-	-	-	-	-	-	-	-	-----	TM000894 U
			1	-	-	-	-	-	-	-	-	-----	TM001131 ED
	90131-ZE1-000	BOLT, DRAIN PLUG	1	-	-	-	-	-	-	-	-	TM000895	----- U
			1	-	-	-	-	-	-	-	-	-----	TM001132 ED
39	96300-06012-00	BOLT, FLANGE, 6X12	-	1	1	1	1	1	1	1	1		
40	96300-06014-00	BOLT, FLANGE, 6X14	3	3	3	3	3	3	3	3	3		
41	96300-06070-00	BOLT, FLANGE, 6X70	1	1	1	1	1	1	1	1	1		
42	96400-08070-00	BOLT, FLANGE, 8X70	2	2	2	2	2	2	2	2	2		
43	53600-404-611	LOCK COMP., STEERING HANDLE	-	-	-	-	-	1	1	1	1	-----	ED
44	53603-051-000	RIVET, 4.1MM	-	-	-	-	-	1	1	1	1	-----	ED
45	53604-098-940	WASHER, 4.5MM	-	-	-	-	-	1	1	1	1	-----	ED



F-28

OIL COOLER

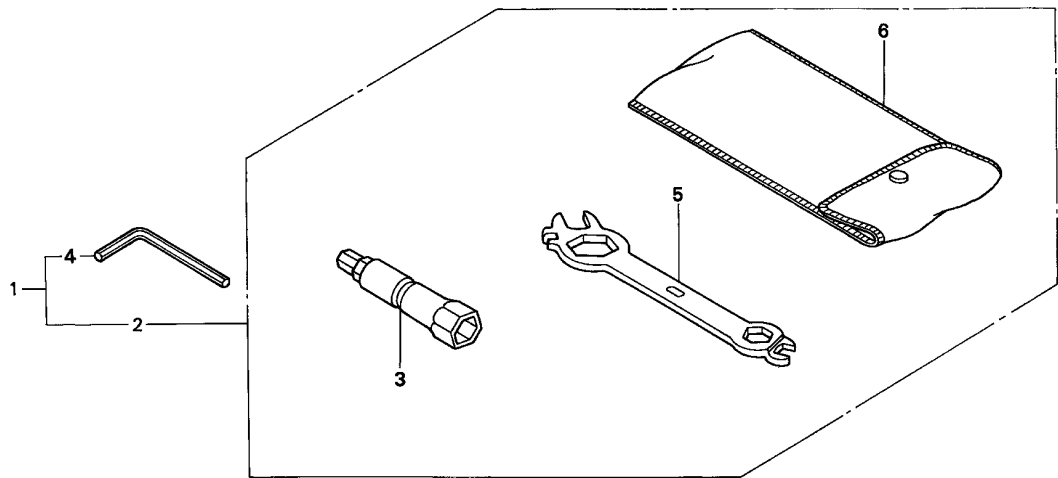
J 8



Service item	F.R.T.
HOSE A, OIL	0.3
.HOSE C, OIL	
COOLER COMP., OIL	0.4
.HOSE B, OIL	

3

Ref. No.	Part No.	Description	Reqd. QTY									Serial No.	Parts catalogue code
			T	V	W	XR400R							
						X	Y	1	2	3			
1	15510-KCY-670	HOSE A, OIL	1	1	1	1	1	1	1	1			
2	15517-KCY-670	BOLT A, OIL HOSE	1	1	1	1	1	1	1	1			
3	15520-KCY-670	HOSE B, OIL	1	1	1	1	1	1	1	1			
4	15530-KCY-670	HOSE C, OIL	1	1	1	1	1	1	1	1			
5	15600-KCY-671	COOLER COMP., OIL	1	1	1	1	1	1	1	1			
6	15602-KT1-670	RUBBER, HOOK	1	1	1	1	1	1	1	1			
7	34931-KT1-670	RUBBER, OIL COOLER	2	2	2	2	2	2	2	2			
8	50324-425-010	COLLAR, 6.3X13	2	2	2	2	2	2	2	2			
9	90004-GHB-630	BOLT, FLANGE, 6X16(NSHF)	2	2	2	2	2	2	2	2			
10	90005-GHB-610	BOLT, FLANGE, 6X12	1	1	1	1	1	1	1	1			
11	90702-KM1-000	DOWEL PIN, 10X18	1	1	1	1	1	1	1	1			
12	91305-PE2-003	O-RING, 9.8X1.9	3	3	3	3	3	3	3	3			
13	94103-06000	WASHER, PLAIN, 6MM	2	2	2	2	2	2	2	2			
14	94109-12000	WASHER, DRAIN PLUG, 12MM	1	1	1	1	1	1	1	1			
15	94109-14000	WASHER, DRAIN PLUG, 14MM	1	1	1	1	1	1	1	1			
16	94301-10160	DOWEL PIN, 10X16	2	2	2	2	2	2	2	2			
17	96001-06025-00	BOLT, FLANGE, 6X25	2	2	2	2	2	2	2	2			

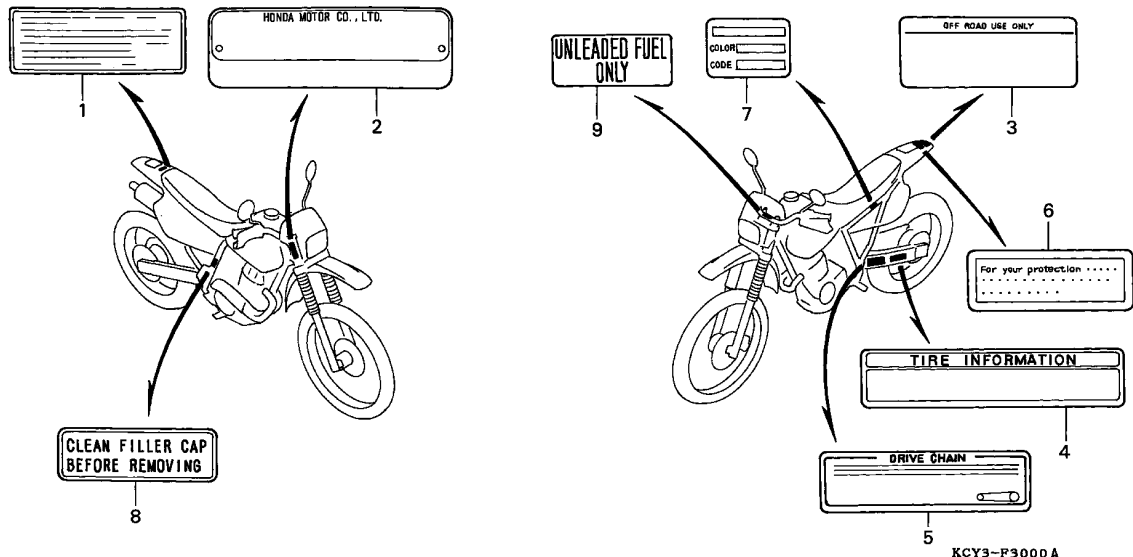


KCY3-F2900

Service item F.R.T.
NOT INFORMATION

Ref. No.	Part No.	Description	Reqd. QTY									Serial No.	Parts catalogue code	
			T	V	W	X	Y	1	2	3				
1	89010-KCY-650	TOOL SET	1	1	1	1	1	1	1	1	1	1	-----	DK,ED,U
2	89010-KCY-670	TOOL SET	1	1	1	1	1	1	1	1	1	1	-----	CM
3	89216-MJ1-000	WRENCH, PLUG	1	1	1	1	1	1	1	1	1	1	-----	DK,ED,U
4	89221-429-000	WRENCH, HEX., 5MM	1	1	1	1	1	1	1	1	1	1	-----	DK,ED,U
5	89225-KFO-000	WRENCH, EYE, 24MM	1	1	1	1	1	1	1	1	1	1	-----	DK,ED,U
6	99008-02000	BAG, TOOL, 200MM	1	1	1	1	1	1	1	1	1	1	-----	

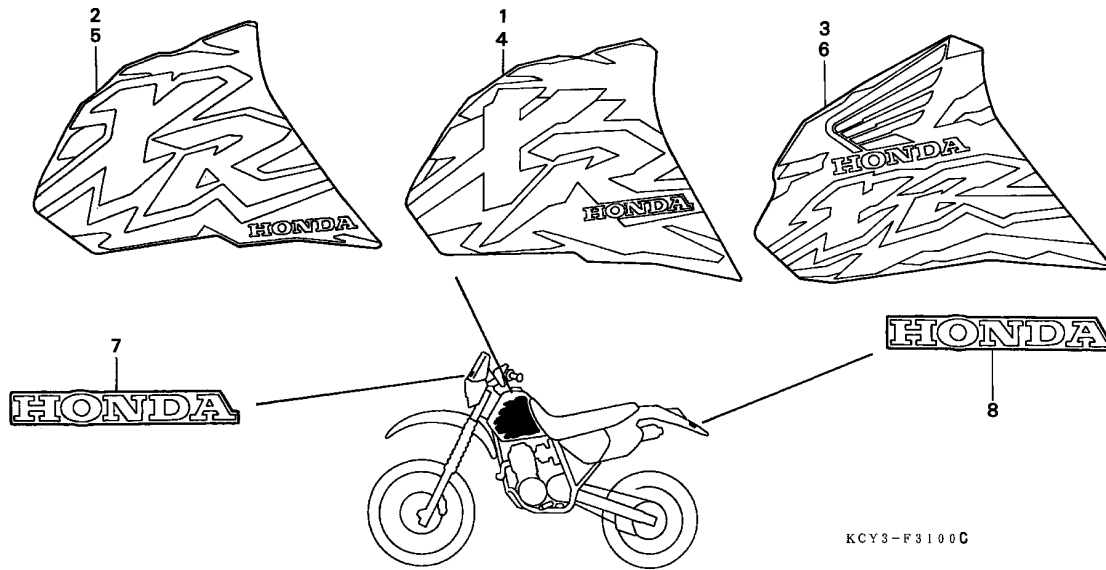




Service item F.R.T.
NOT INFORMATION

3

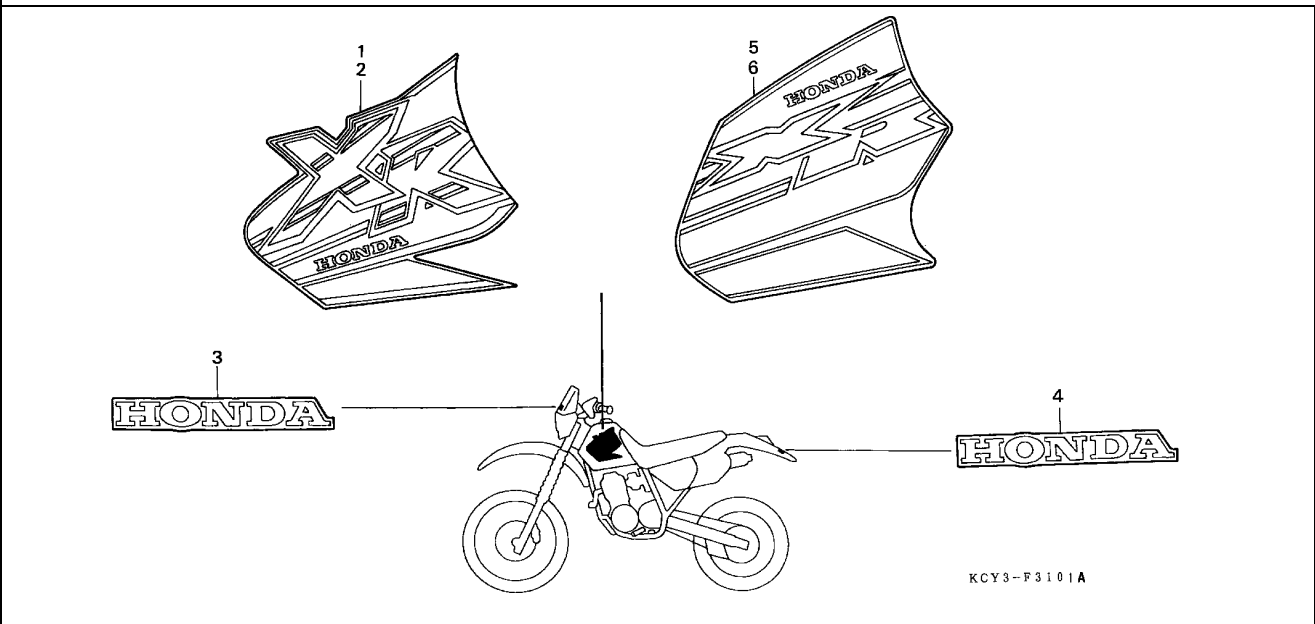
Ref. No.	Part No.	Description	Reqd. QTY							Serial No.	Parts catalogue code	
			T	V	W	X	Y	1	2			3
1	30590-GBF-850	LABEL, IGNITION NOISE	1	-	-	-	-	-	-	TM000141	-----	CM
	30590-GBF-851	-	1	-	-	-	-	-	-----	-----	CM
2	87501-KCY-640	PLATE, REGISTERED NUMBER	1	1	1	1	1	1	1	-----	-----	ED
	87501-MAS-415	-	-	1	1	1	1	1	-----	-----	ED
3	87504-GN1-950	LABEL, USE CAUTION	1	1	1	1	1	1	1	-----	-----	CM
	87504-GN1-960ZA	LABEL, USE CAUTION *TYPE* (FRENCH)	1	1	1	1	1	1	1	-----	-----	CM
4	87505-KZ1-950	LABEL, TIRE	1	1	1	1	1	1	1	-----	-----	U
5	87507-KZ1-600	LABEL, DRIVE CHAIN	1	1	1	1	1	1	1	-----	-----	CM,ED
	87507-KZ1-880	LABEL, DRIVE CHAIN (FRENCH) ..	1	1	1	1	1	1	1	-----	-----	CM,ED
6	87560-GAN-850ZA	LABEL, DRIVE *TYPE1*	1	1	-	-	-	-	-	-----	-----	CM,ED
	87560-GAN-840ZA	LABEL, DRIVE *TYPE1*(FRENCH)	1	1	-	-	-	-	-	-----	-----	CM,ED
	87560-GF8-690	LABEL, DRIVE	-	-	1	1	1	1	1	-----	-----	CM,ED
	87560-GCF-720	LABEL, DRIVE (FRENCH)	-	-	1	1	1	1	1	-----	-----	CM,ED
	87560-GCF-721	-	-	-	-	1	1	1	-----	-----	CM,ED
7	87565-KCY-670ZA	LABEL, COLOR *TYPE1*(NH196) ..	1	-	-	-	-	-	-	-----	-----	CM
	87565-KCY-660ZA	-	1	-	-	-	-	-	-----	-----	CM
	87565-KCY-760ZA	-	-	1	-	-	-	-	-----	-----	CM
	87565-KCY-A00ZA	-	-	-	1	-	-	-	-----	-----	CM
	87565-KCY-A10ZA	LABEL, COLOR *TYPE1*(R134) ..	-	-	-	-	1	-	-	-----	-----	CM
	87565-KCY-A20ZA	-	-	-	-	-	1	-	-----	-----	CM
	87565-KCY-A30ZA	-	-	-	-	-	-	1	-----	-----	CM
	87565-KCY-A40ZA	-	-	-	-	-	-	1	-----	-----	CM
8	87579-KZ1-690	LABEL, BRAKE	1	1	1	1	1	1	1	-----	-----	U
9	87586-GF8-640	LABEL, FUEL	1	1	1	1	1	1	1	-----	-----	U



Service item F.R.T.
NOT INFORMATION

KCY3-F3100C

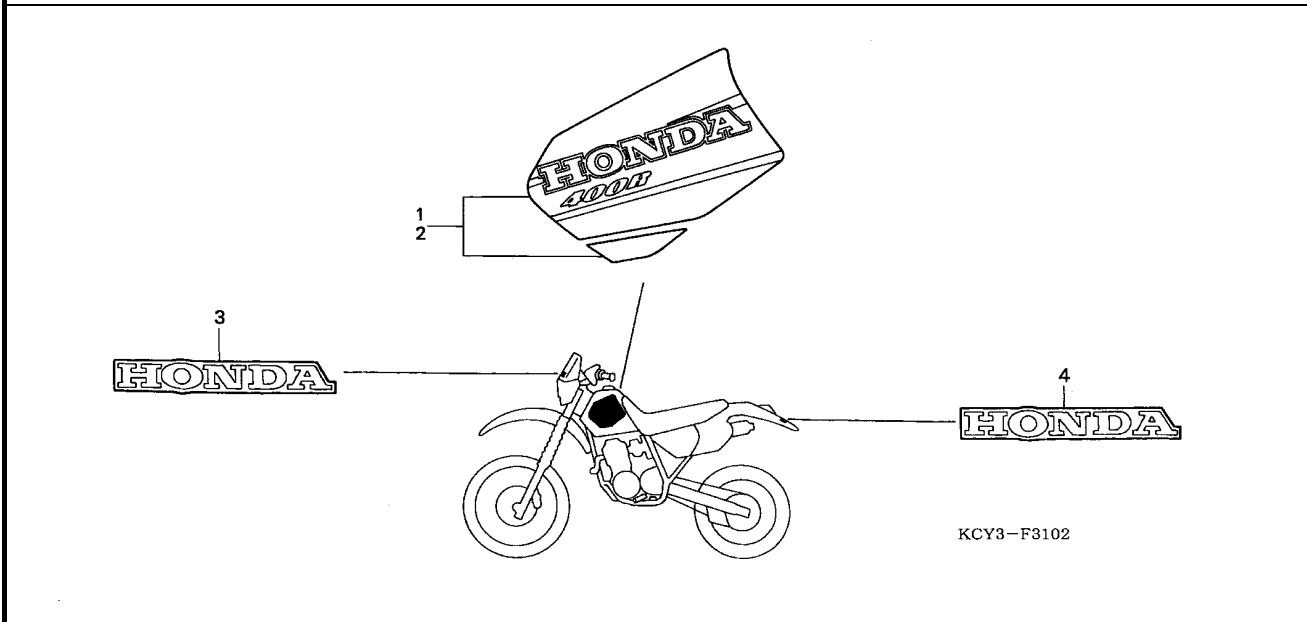
Ref. No.	Part No.	Description	Reqd. QTY							Serial No.	Parts catalogue code			
			T	V	W	X	Y	1	2			3		
1	87123-KCY-660ZA	MARK, R. FUEL TANK *TYPE1*	..	-	1	-	-	-	-	-	-	-	-	-
2	87123-KCY-670ZA	MARK, R. FUEL TANK *TYPE1*	..	1	-	-	-	-	-	-	-	-	-	-
3	87123-KCY-760ZA	MARK, R. FUEL TANK *TYPE1*	..	-	-	1	-	-	-	-	-	-	-	-
4	87124-KCY-660ZA	MARK, L. FUEL TANK *TYPE1*	..	-	1	-	-	-	-	-	-	-	-	-
5	87124-KCY-670ZA	MARK, L. FUEL TANK *TYPE1*	..	1	-	-	-	-	-	-	-	-	-	-
6	87124-KCY-760ZA	MARK, L. FUEL TANK *TYPE1*	..	-	-	1	-	-	-	-	-	-	-	-
7	87130-KCZ-300ZA	MARK, RR. FENDER *TYPE1*												
		(HONDA)		1	-	-	-	-	-	-	-	-	-	CM
	87130-KCY-650ZA	MARK, FR. VISOR *TYPE1*(HONDA)		1	-	-	-	-	-	-	-	-	-	ED,U
	87130-KCZ-940ZA	MARK, RR. FENDER *TYPE2*												
		(HONDA)		-	1	1	-	-	-	-	-	-	-	CM
	87130-KCY-710ZA	MARK, FR. VISOR *TYPE2*(HONDA)		-	1	1	-	-	-	-	-	-	-	ED,U
8	87130-KCZ-300ZA	MARK, RR. FENDER *TYPE1*												
		(HONDA)		1	-	-	-	-	-	-	-	-	-	
	87130-KCZ-940ZA	MARK, RR. FENDER *TYPE2*												
		(HONDA)		-	1	1	-	-	-	-	-	-	-	



Service item	F.R.T.
NOT INFORMATION

3

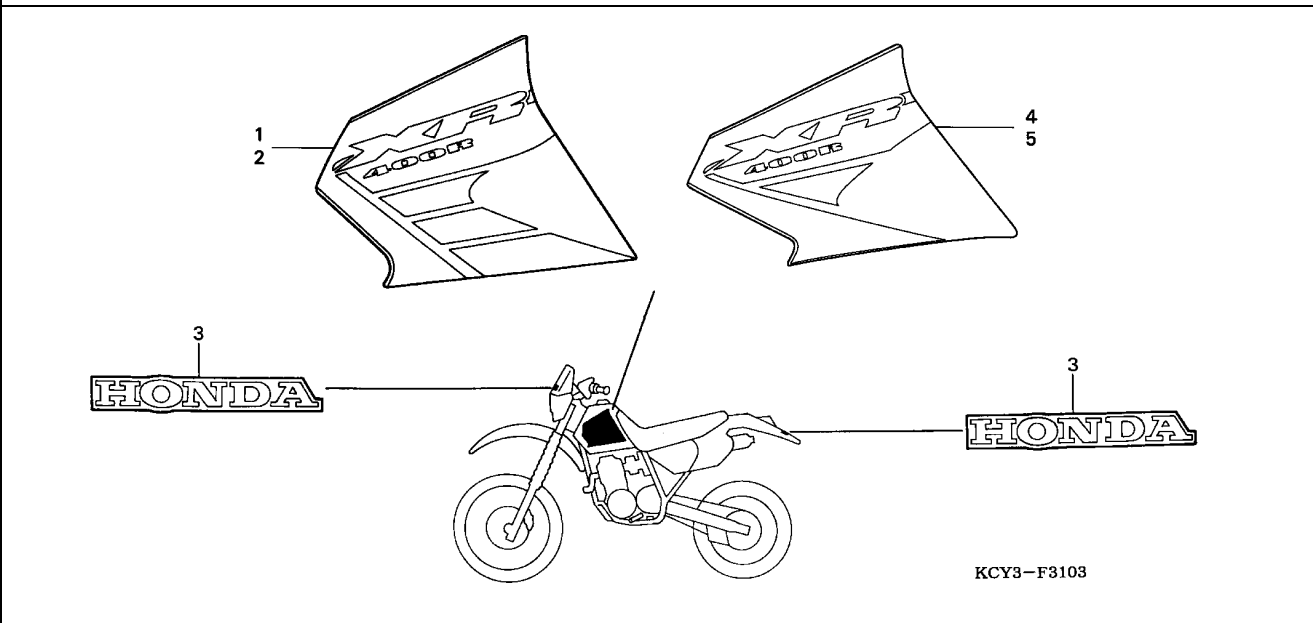
Ref. No.	Part No.	Description	Reqd. QTY						Serial No.	Parts catalogue code			
			T	V	W	X	Y	1			2	3	
1	87123-KCY-A00ZA	MARK, R. FUEL TANK *TYPE1* ..	-	-	-	1	-	-	-	-	-	-	-
2	87124-KCY-A00ZA	MARK, L. FUEL TANK *TYPE1* ..	-	-	-	1	-	-	-	-	-	-	-
3	87130-KCY-710ZA	MARK, FR. VISOR *TYPE2*(HONDA)	-	-	-	1	-	-	-	-	-	-	ED,U
	87130-KCZ-940ZA	MARK, RR. FENDER *TYPE2*(HONDA)	-	-	-	1	-	-	-	-	-	-	CM
	61141-KCY-A10ZA	MARK, FR. VISOR *TYPE3*(HONDA)	-	-	-	1	-	-	-	-	-	-	ED,U
	87130-KCZ-J10ZA	MARK, RR. FENDER *TYPE3*(HONDA)	-	-	-	1	-	-	-	-	-	-	CM
4	87130-KCZ-940ZA	MARK, RR. FENDER *TYPE2*(HONDA)	-	-	-	1	-	-	-	-	-	-	-
	87130-GCF-A20ZA	MARK, RR. FENDER *TYPE1*(HONDA)	-	-	-	1	-	-	-	-	-	-	-
5	87123-KCY-A10ZA	MARK, R. FUEL TANK *TYPE1* ..	-	-	-	1	-	-	-	-	-	-	-
6	87124-KCY-A10ZA	MARK, L. FUEL TANK *TYPE1* ..	-	-	-	1	-	-	-	-	-	-	-



Service item	F.R.T.
NOT INFORMATION	-

Ref. No.	Part No.	Description	Reqd. QTY							Serial No.	Parts catalogue code	
			T	V	W	X	Y	1	2			3
1	87123-KCY-A20ZA	MARK, R. FUEL TANK *TYPE1* ..	-	-	-	-	-	-	1	-	-	
2	87124-KCY-A20ZA	MARK, L. FUEL TANK *TYPE1* ..	-	-	-	-	-	-	1	-	-	
3	61141-KCY-A10ZA	MARK, FR. VISOR *TYPE3*(HONDA)	-	-	-	-	-	-	1	-	-	----- DK,ED,U
	87130-KCZ-J10ZA	MARK, RR. FENDER *TYPE3*(HONDA)	-	-	-	-	-	-	1	-	-	----- CM
4	87130-GCF-A20ZA	MARK, RR. FENDER *TYPE1*(HONDA)	-	-	-	-	-	-	1	-	-	





Service item	F.R.T.
NOT INFORMATION	-

KCY3-F3103

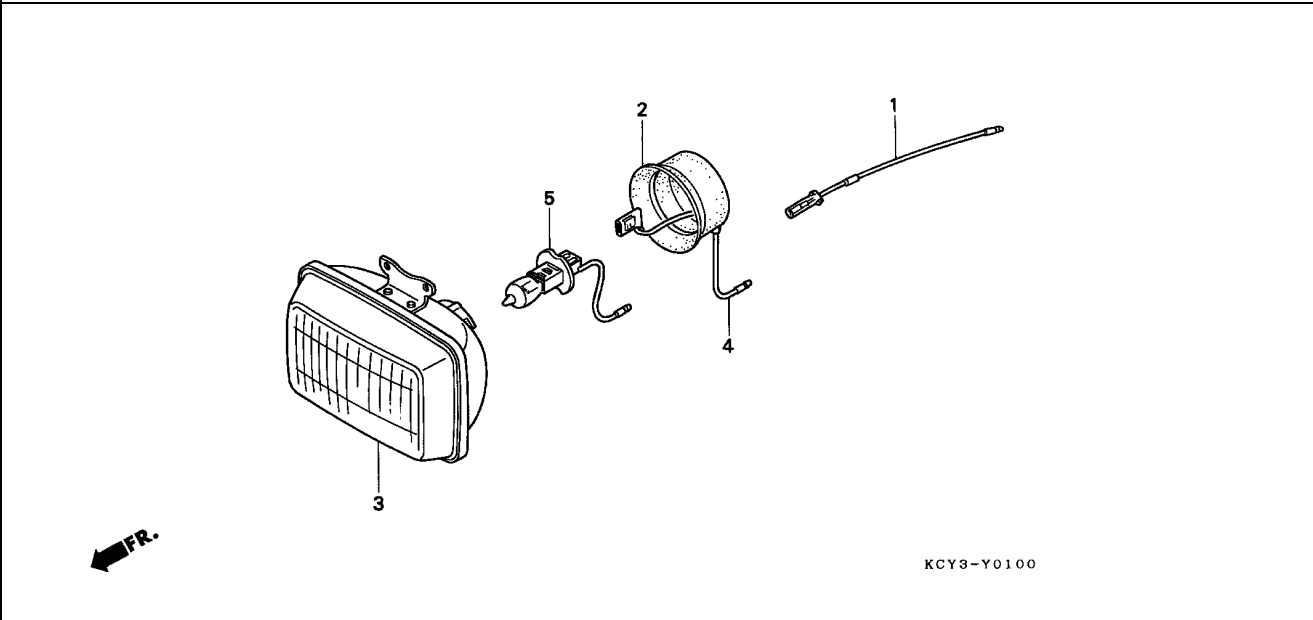
3

Ref. No.	Part No.	Description	Reqd. QTY							Serial No.	Parts catalogue code	
			T	V	W	X	Y	1	2			3
1	87123-KCY-A30ZA	MARK, R. FUEL TANK *TYPE1*	-	-	-	-	-	-	-	1	-	
2	87124-KCY-A30ZA	MARK, L. FUEL TANK *TYPE1*	-	-	-	-	-	-	-	1	-	
3	87130-MBN-830ZA	MARK *TYPE1*(HONDA)	-	-	-	-	-	-	-	2	2	
4	87123-KCY-A40ZA	MARK, R. FUEL TANK *TYPE1*	-	-	-	-	-	-	-	-	1	
5	87124-KCY-A40ZA	MARK, L. FUEL TANK *TYPE1*	-	-	-	-	-	-	-	-	1	

FOP-1

HEADLIGHT UNIT(CM)

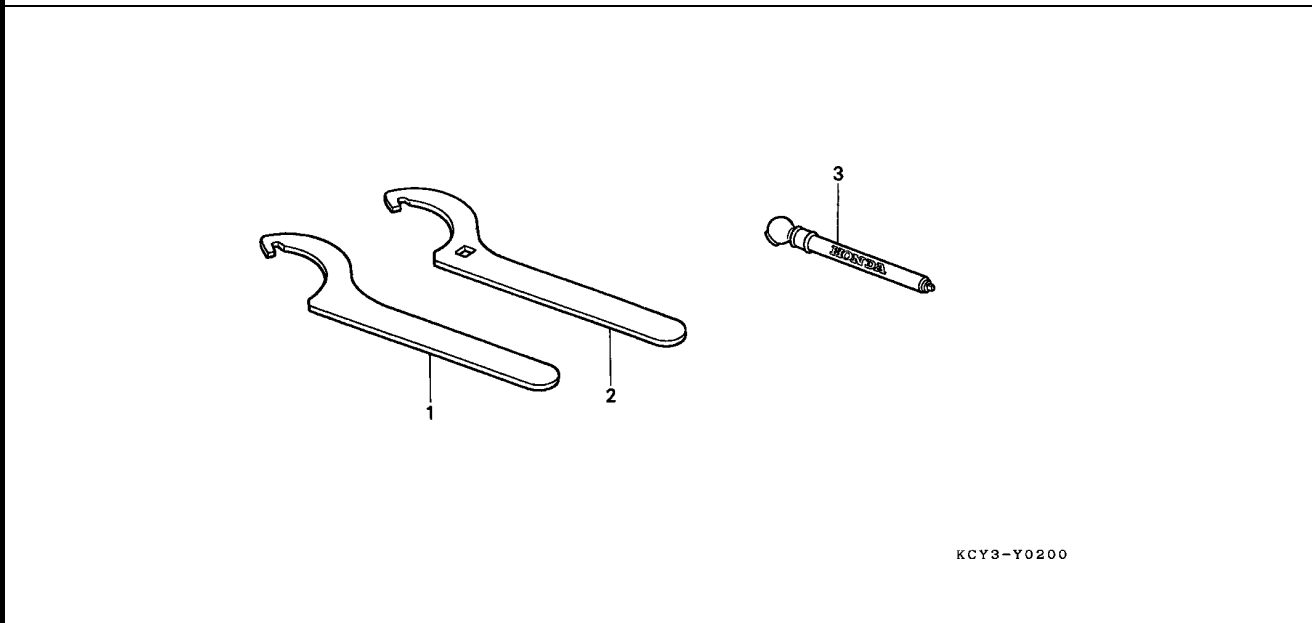
J15



Service item	F.R.T.
BULB, HEADLIGHT	0.1
CORD COMP.	0.2
.HEADLIGHT UNIT	

Ref. No.	Part No.	Description	Reqd. QTY									Serial No.	Parts catalogue code	
			T	V	W	XR400R		1	2	3				
1	32101-KFO-810	SUB CORD	1	1	1	1	1	1	1	1	1	-----	-----	CM
2	33115-MG3-003	COVER, RUBBER	1	1	1	1	1	1	1	1	1	-----	-----	CM
3	33123-MK2-671	HEADLIGHT UNIT (STANLEY)	1	1	1	1	1	1	1	1	1	-----	-----	CM
4	33140-MG3-003	CORD COMP.	1	1	1	1	1	1	1	1	1	-----	-----	CM
5	34908-SAO-811	BULB, HEADLIGHT (12V 55W) ...	1	1	1	1	1	1	1	1	1	-----	-----	CM

3



KCY3-Y0200

Service item	F.R.T.
NOT INFORMATION	-

3

Ref. No.	Part No.	Description	Reqd. QTY							Serial No.	Parts catalogue code	
			T	V	W	X	Y	1	2			3
1	89201-KA4-811	SPANNER A, PIN	1	1	1	1	1	1	1	1		
2	89202-KA4-811	SPANNER B, PIN	1	1	1	1	1	1	1	1		
3	89301-KA4-811	GAUGE, AIR PRESSURE	1	1	1	1	1	1	1	1		

PART NAME INDEX

L 1

Part name	Address	Page	Ref.	Part name	Address	Page	Ref.	Part name	Address	Page	Ref.
[A]				BEARING, RADIAL BALL, 6003-SH2	H5	83	21	BOLT, FLANGE, 6X12	J8	118	10
ADJUSTER, L. CHAIN	H9	87	4	BEARING, RADIAL BALL, 6203U ...	H10	88	32	BOLT, FLANGE, 6X14	H12	90	22
ADJUSTER, R. CHAIN	H9	87	3	BEARING, RADIAL BALL, 62/22 ...	E16	55	32		I12	106	18
ADJUSTER, SPRING	I8	102	5	BEARING, RADIAL BALL, 6302 ...	E14	53	10		J3	113	19
AIR CLEANER	H15	93	3	BEARING, RADIAL BALL, 6303U ...	H10	88	33		J7	117	40
AIR CLEANER HOUSING COMP.	H15	93	12	BEARING, RADIAL BALL, 6313 ...	E14	53	9	BOLT, FLANGE, 6X16	E1	40	17
ARM ASSY., KICK STARTER	I3	97	3	BEARING, RADIAL BALL, 6903 ...	E9	48	18		E5	44	9
ARM A, ROCKER	E3	42	9	BEARING, RADIAL BALL, 6904 ...	E4	43	33		E7	46	11
ARM B, ROCKER	E3	42	10	BEARING, SPHERICAL, 10.1MM ...	I9	103	49		E10	49	12
ARM C, ROCKER	E3	42	11	BEARING, SPHERICAL, 14MM ...	I9	103	48		E11	50	16
ARM SET, LINK	F3	58	8	BINDER	F4	59	19		E12	51	6
ARM SUB ASSY., CUSHION	I9	103	24	BLADDER	I8	102	18		E13	52	6
			25	BODY COMP., FRAME	J5	115	6		F2	57	15
ARM, IN. VALVE SUB ROCKER	E3	42	12	BODY COMP., FR. FRAME	J5	115	6		G13	75	12
ARM, L. EX. VALVE SUB ROCKER .	E3	42	13	BODY COMP., RR. FRAME	J5	115	9		H16	94	34
ARM, R. EX. VALVE SUB ROCKER .	E3	42	14		J6	116	9		I7	101	17
ARRESTER COMP., SPARK	I1	95	4	BOLT-WASHER, 6X25	E9	48	13		I12	106	20
AXLE, FR. WHEEL	H4	82	3	BOLT ASSY., FR. FORK	G16	78	17		I13	107	21
AXLE, RR. WHEEL	H9	87	7	BOLT A, OIL HOSE	J8	118	2		J8	118	9
				BOLT A, PIN	H2	80	9	BOLT, FLANGE, 6X18	J2	112	10
[B]				BOLT COMP., CENTER	G15	77	15		J4	114	20
BAG, TAIL	H13	91	5	BOLT COMP., PLUG	I8	102	17	BOLT, FLANGE, 6X20	F1	56	17
BAG, TOOL, 200MM	J9	119	6	BOLT SET, ADJUSTER	G10	72	13		G7	69	37
BALL, STEEL,	I4	98	27	BOLT, 6X25	E10	49	11		G9	71	52
BAND A, INSULATOR	E2	41	7	BOLT, DISK, 6X17	H5	83	20		I4	98	25
BAND, AIR CLEANER CONNECTING				BOLT, DISK, 8X22	H10	88	22	BOLT, FLANGE, 6X22	G3	65	20
TUBE	H16	94	18	BOLT, DRAIN PLUG	J7	117	38		G10	72	21
BAND, BOOT LOWER	G16	78	29	BOLT, DRAIN PLUG, 12X15	E13	52	12		G11	73	21
BAND, BOOT UPPER	G16	78	28	BOLT, FLANGE, 10X100	E6	45	7		G14	76	4
BAND, HEADLIGHT CASE	G1	63	10	BOLT, FLANGE, 10X16	J7	117	38		I10	104	15
BAND, MUFFLER	I1	95	8	BOLT, FLANGE, 10X55	I9	103	39	BOLT, FLANGE, 6X25	E2	41	9
BAND, RR. TANK	H11	89	7	BOLT, FLANGE, 10X69	I9	103	38		E5	44	14
BAND, TAIL BAG	H13	91	7		J6	116	21		E7	46	15
BAND, WIRE	G7	69	30	BOLT, FLANGE, 10X74	I9	103	37		G7	69	38
	G9	71	42	BOLT, FLANGE, 10X80	J6	116	17		G9	71	53
	I4	98	22	BOLT, FLANGE, 12X50	E12	51	8		I4	98	26
	J2	112	8	BOLT, FLANGE, 6MM	G16	78	32		I13	107	22
			9		H16	94	27	BOLT, FLANGE, 6X28	J8	118	17
	J3	113	15	BOLT, FLANGE, 6X10	H8	86	18		E7	46	12
			16		I1	95	11		E11	50	5
			17		I12	106	16				17
BAR ASSY., SIDE STAND	I3	97	13		I13	107	19		E12	51	7
BAR, SIDE STAND	I3	97	11	BOLT, FLANGE, 6X118	E1	40	10	BOLT, FLANGE, 6X30	H12	90	23
BASE COMP., TAILLIGHT	I16	110	5	BOLT, FLANGE, 6X12	E8	47	29		E10	49	17
BASE, NUMBER PLATE	I11	105	7		E13	52	16	BOLT, FLANGE, 6X32	E6	45	3
BEARING, 6203	E16	55	33		E16	55	21		E8	47	16
BEARING, BALL, 18X44X12	E16	55	31		G4	66	10	BOLT, FLANGE, 6X35	E1	40	7
BEARING, BALL, 25X52X13	E16	55	30		G5	67	13		E13	52	7
BEARING, CRANKSHAFT	E14	53	8		H7	85	25	BOLT, FLANGE, 6X40	E1	40	8
BEARING, HEAD PIPE UPPER	G13	75	14		H8	86	20		E10	49	18
BEARING, NEEDLE	I9	103	44		H16	94	33		E11	50	6
BEARING, NEEDLE, 16X22X12	I9	103	47		I7	101	28	BOLT, FLANGE, 6X45	E7	46	13
BEARING, NEEDLE, 17X24X17	I9	103	45		I10	104	14	BOLT, FLANGE, 6X50	E10	49	19
BEARING, NEEDLE, 20X26X12	I7	101	24						E11	50	7
BEARING, NEEDLE, 20X26X20	I9	103	46		I12	106	17		E13	52	8
BEARING, RADIAL BALL, 17X44X12	E16	55	31		I13	107	20	BOLT, FLANGE, 6X65	E1	40	9
BEARING, RADIAL BALL, 18X37X9	E4	43	32		J3	113	19		E8	47	17
					J7	117	39		E13	52	9



PART NAME INDEX

L 2

Part name	Address	Page	Ref.	Part name	Address	Page	Ref.	Part name	Address	Page	Ref.
BOLT, FLANGE, 6X70	J7	117	41	BOOT B	H2	80	12	CALIPER SUB ASSY., RR. BRAKE	H8	86	7
BOLT, FLANGE, 6X75	E7	46	14		H8	86	15	CAMSHAFT ASSY.	E3	42	2
BOLT, FLANGE, 6X8	I1	95	17	BOOT COMP.	G10	72	2	CAM, GEARSHIFT	F1	56	6
BOLT, FLANGE, 6X80	E13	52	10		G11	73	3	CAM, REVERSE	E3	42	3
BOLT, FLANGE, 8MM	I1	95	18		H6	84	3	CAP ASSY., FUEL	H11	89	12
BOLT, FLANGE, 8X12	G3	65	21	BOOT, DECOMPRESSION LEVER	G6	68	6	CAP ASSY., NOISE SUPPRESSOR	J2	112	4
BOLT, FLANGE, 8X145	J6	116	19		G8	70	11		J3	113	4
BOLT, FLANGE, 8X22	H13	91	9	BOOT, FR. FORK	G16	78	27	CAP COMP., CHAMBER	I8	102	20
BOLT, FLANGE, 8X25	I4	98	28	BOOT, PIN BUSH	H2	80	11	CAP, 14MM	E11	50	9
BOLT, FLANGE, 8X28	I2	96	20		H8	86	14	CAP, 30MM	E11	50	10
	I4	98	28	BOX ASSY., SPEEDOMETER GEAR ...	H5	83	17	CAP, AIR VALVE	I8	102	8
BOLT, FLANGE, 8X32	H3	81	16	BRACKET COMP., L. FR.	H2	80	7	CAP, BLEEDER	H2	80	4
BOLT, FLANGE, 8X35	G12	74	11	BRACKET COMP., RR.	H8	86	4		H8	86	11
	I7	101	29	BRACKET, DECOMPRESSION LEVER ..	G6	68	18	CAP, DUST SEAL	I6	100	8
BOLT, FLANGE, 8X40	G13	75	13		G9	71	23	CAP, IN. DUCT	H15	93	15
	H3	81	17	BRACKET, L. HANDLE LEVER	G6	68	17				16
	I2	96	19		G9	71	22	CAP, MASTER CYLINDER	G10	72	4
BOLT, FLANGE, 8X45	G12	74	9	BRACKET, METER	G5	67	4		G11	73	5
BOLT, FLANGE, 8X50	G12	74	9	BRACKET, NUMBER PLATE	I11	105	6		H6	84	7
BOLT, FLANGE, 8X70	E1	40	16		I13	107	10	CAP, SPEED ALARM CORD	G5	67	7
	J7	117	42	BRACKET, R. STEP	I5	99	2	CAP, TAPPET ADJUSTING HOLE ...	E1	40	5
BOLT, FLANGE, 8X75	J6	116	23	BRIDGE, FORK TOP	G12	74	8	CAP, VALVE	H4	82	2
BOLT, FLANGE, 8X80	J6	116	23	BULB	I15	109	10		H10	88	18
BOLT, HEX., 8MM	I2	96	18		I16	110	2	CARBURETOR ASSY.	F3	58	16
BOLT, LEVER PIVOT	G7	69	26		J1	111	25		F4	59	16
	G9	71	37	BULB, HEADLIGHT	G1	63	7	CASE COMP., AIR CLEANER	H15	93	12
	G10	72	14		G2	64	8	CASE COMP., DAMPER	I8	102	7
	G11	73	13		J15	125	5	CASE COMP., L. BOTTOM	G16	78	24
BOLT, OIL, 10X22	G10	72	16	BULB, POSITION	G2	64	9	CASE COMP., ROD GUIDE	I8	102	11
	G11	73	15	BULB, TAILLIGHT	I16	110	12	CASE COMP., R. BOTTOM	G15	77	10
	H6	84	18	BULB, WEDGE BASE	G5	67	1	CASE, ADJUSTER	G16	78	19
BOLT, PIN	H2	80	10					CASE, DRIVE CHAIN	I6	100	1
	H8	86	6	BUSH, 14MM	F2	57	5	CASE, HEADLIGHT	G1	63	9
			13	BUSH, 15MM	F2	57	5		G2	64	12
BOLT, PLUG	G16	78	20	BUSH, 20MM	E15	54	15	CENTER, CLUTCH	E9	48	5
BOLT, ROCKER ARM SHAFT	E3	42	15	BUSH, 22X25X10	E15	54	6	CHAIN, CAM	E5	44	3
BOLT, RR. FRAME, 8X22	J6	116	20	BUSH, COUNTERSHAFT THIRD	E15	54	9	CHAIN, DRIVE	I6	100	2
BOLT, RR. MASTER CYLINDER ...	H6	84	17					CHAMBER SET, FLOAT	F3	58	6
BOLT, SOCKET, 10X45	I5	99	7	BUSH, CYLINDER	G15	77	13	CIRCLIP	G10	72	18
BOLT, SOCKET, 12X90	I9	103	36	BUSH, GUIDE	G15	77	8		G11	73	17
BOLT, SOCKET, 5X20	G16	78	33	BUSH, SLIDER	G15	77	9		H6	84	14
BOLT, SOCKET, 6X16	E16	55	20					CIRCLIP, 22MM	E16	55	29
BOLT, SPECIAL KNOCK, 7X9.5 ...	E5	44	2	[C]					F2	57	14
BOLT, SPECIAL STUD	E13	52	11	CABLE ASSY., SPEEDOMETER	G4	66	4	CIRCLIP, 25MM	E16	55	28
BOLT, SPECIAL, 6MM	G3	65	17		G5	67	8	CIRCLIP, EXTERNAL, 14MM	F1	56	16
	I10	104	10	CABLE COMP. A, THROTTLE	G6	68	1	CIRCLIP, INTERNAL, 24MM	E8	47	28
	I11	105	9		G8	70	1	CIRCLIP, RR. MASTER CYLINDER ..	H6	84	9
	I13	107	13	CABLE COMP. B, THROTTLE	G6	68	2	CLAMPER A, FR. BRAKE CABLE ...	G15	77	2
BOLT, SPECIAL, 6X17	H13	91	8		G8	70	2	CLAMPER A, TUBE	E13	52	4
BOLT, STUD, 10X60	E6	45	4	CABLE COMP., CLUTCH	G6	68	3	CLAMPER B, FR. BRAKE CABLE ...	G15	77	3
BOLT, STUD, 10X73	E6	45	5		G8	70	3	CLAMPER, CORD	E12	51	4
BOLT, STUD, 10X92	E6	45	6	CABLE COMP., DECOMPRESSION ...	G6	68	4	CLAMPER, PULSE GENERATOR CORD	E12	51	5
BOLT, STUD, 6X25	E13	52	13		G8	70	4	CLAMPER, SPEEDOMETER CABLE ...	G15	77	1
	G16	78	34	CABLE, INNER	G4	66	5	CLAMP A, FR. BRAKE CABLE	G15	77	2
	E2	41	15		G5	67	9	CLAMP B, FR. BRAKE CABLE	G15	77	3
BOLT, SWINGARM PIVOT	I7	101	20	CALIPER SUB ASSY., L. FR.				CLAMP, MASTER CYLINDER OIL			
BOLT, TORX, 4X10	I1	95	12	BRAKE	H2	80	13	HOSE	H6	84	8
BOLT, WIRE ADJUSTING	G7	69	25		H3	81	13	CLAMP, TUBE	J7	117	37
	G9	71	31					CLIP A, BREATHER TUBE	H16	94	19



PART NAME INDEX

L 3

Part name	Address	Page	Ref.	Part name	Address	Page	Ref.	Part name	Address	Page	Ref.
CLIP B, BREATHER TUBE	H15	93	2	CORD COMP.	J15	125	4	DOWEL PIN, 15X25	E11	50	8
CLIP E, WIRE HARNESS	I15	109	13	COTTER, VALVE	E3	42	24	DOWEL PIN, 4X31.1	E1	40	12
CLIP, 2X70	G4	66	7	COUNTERSHAFT COMP.	E15	54	2	DOWEL PIN, 6X19	E8	47	21
CLIP, 4X50	E11	50	11	COVER COMP., CLUTCH	E7	46	3	DOWEL PIN, 8X10	E8	47	27
CLIP, BREATHER TUBE	H16	94	20	COVER COMP., CYLINDER HEAD	E1	40	1	DOWEL PIN, 8X14	E1	40	15
CLIP, CABLE, 15MM	J7	117	27	COVER COMP., LICENSE	J1	111	23		E8	47	20
				COVER COMP., LICENSE LIGHT	I16	110	7		E10	49	16
CLIP, CABLE, 8MM	J7	117	26	COVER COMP., L. CRANKCASE	E11	50	1	DOWEL PIN, 8X19	E10	49	14
				COVER, DRIVE CHAIN	J5	115	5	DRUM COMP., GEARSHIFT	F1	56	5
CLIP, PISTON PIN, 1.2X20	E14	53	6	COVER, DRIVE SPROCKET	E11	50	3	DUCT, IN.	H15	93	13
CLIP, SUB TANK HOSE	H16	94	25	COVER, FR. HUB	H4	82	7				
CLIP, TUBE	F4	59	30	COVER, LOCK NUT	G9	71	32	DUST SEAL B.	I9	103	53
				COVER, L. HANDLE LEVER	G6	68	20	DUST SEAL, 15X20X3	I4	98	23
					G9	71	26	DUST SEAL, 17X20X2.5	I3	97	10
CLIP, WIRE HARNESS	I11	105	3		H14	92	2	DUST SEAL, 17X24X5	I9	103	52
	I13	107	5	COVER, L. SIDE	H14	92	2				
COCK ASSY., FUEL	H11	89	1	COVER, MAIN PIPE HEAT	H11	89	15	DUST SEAL, 20X26X4.5	I7	101	25
COIL, IGNITION	J2	112	3	COVER, OIL FILTER	E7	46	2		I9	103	50
	J3	113	3	COVER, RR. DISK	H8	86	8	DUST SEAL, 24X37X7	H5	83	23
COLLAR	G2	64	10	COVER, RUBBER	J15	125	2	DUST SEAL, 40X50X5	H5	83	22
	I16	110	8	COVER, R. CRANKCASE	E7	46	1	DUST SEAL, FR. FORK	H1	79	39
COLLAR A, ENGINE COVER	H8	86	19	COVER, R. SIDE	H14	92	1	DUST SEAL, RR. CUSHION UPPER	I9	103	54
COLLAR C, CUSHION ARM	I9	103	26	COVER, THROTTLE PULLEY	G6	68	9	DUST SEAL, STEERING HEAD	G13	75	9
COLLAR, 6X5.5	G10	72	15		G8	70	14				
	G11	73	14	CRANKCASE COMP., L.	E13	52	3				
COLLAR, 6.3X13	J8	118	8	CRANKCASE COMP., R.	E13	52	1				
COLLAR, AIR CLEANER	I16	110	1	CRANKSHAFT COMP.	E14	53	1	[E]			
COLLAR, CHAIN ROLLER	I6	100	13	CUP COMP., MASTER CYLINDER OIL	H6	84	5	ELEMENT, OIL FILTER	E7	46	5
COLLAR, CUSHION ARM	I9	103	23	CUSHION ASSY., RR.	I8	102	1	EMBLEM, WING MARK	G4	66	6
COLLAR, CUSHION CONNECTING ROD	I9	103	27	CUSHION, A.C. REGULATOR	J2	112	5		G5	67	10
COLLAR, CUSHION UPPER	I9	103	29		J3	113	5	E-RING, 3MM	H16	94	32
COLLAR, DAMPER	I9	103	30	CUSHION, C.D.I. UNIT	J2	112	1				
COLLAR, DISTANCE, 6.5X11X7.5	I10	104	1		J3	113	1	[F]			
COLLAR, ENGINE HANGER LOWER	J5	115	7	CYLINDER COMP.	E6	45	1	FENDER SET, RR.	I10	104	7
COLLAR, FENDER MOUNTING	G14	76	2		G15	77	11		I11	105	4
COLLAR, FR. AXLE DISTANCE	H4	82	8	CYLINDER SET, MASTER	G11	73	10		I13	107	7
COLLAR, FR. WHEEL	H4	82	4	CYLINDER SUB ASSY., FR. BRAKE				FENDER, FR.	G14	76	1
COLLAR, FUEL TANK SETTING	H11	89	14		G10	72	3	FLANGE, CAM SPROCKET	E3	42	8
COLLAR, GEARSHIFT LEVER					G11	73	4	FLAP, TIRE	H5	83	15
	SETTING	I11	105	CYLINDER SUB ASSY., RR. BRAKE				FORK, L. GEARSHIFT	H10	88	17
		I13	107		H6	84	4	FORK, R. GEARSHIFT	F1	56	1
COLLAR, KICK STARTER	F2	57	8	C.D.I. UNIT	J2	112	2		F3	58	4
COLLAR, LICENSE LIGHT SETTING	I16	110	11		J3	113	2	FLOAT SET	F3	58	4
COLLAR, RADIATOR MOUNTING	I13	107	2	[D]				FLYWHEEL COMP.	E12	51	1
COLLAR, RR. AXLE DISTANCE	H9	87	11	DAMPER COMP., RR.	I8	102	3	FORK SUB ASSY., L. FR.	G16	78	25
COLLAR, RR. FENDER	I10	104	8	DIAPHRAGM	G10	72	7	FORK SUB ASSY., R. FR.	G16	78	21
COLLAR, RR. WHEEL	H9	87	8		G11	73	8	FORK, CENTER GEARSHIFT	F1	56	2
COLLAR, RR. WHEEL SIDE	H9	87	9	DIFFUSER COMP., TAIL	H6	84	13	FORK, L. GEARSHIFT	F1	56	3
COLLAR, SILENCER	H13	91	1		I1	95	5	FORK, R. GEARSHIFT	F1	56	1
COLLAR, SPLINE, 22X14	E15	54	16	DISK, CLUTCH FRICTION	E9	48	6	[G]			
COLLAR, STAND RUBBER SETTING	I3	97	15	DISK, FR. BRAKE	H5	83	19	GASKET KIT A	F6	61	1
COLLAR, STEP RUBBER SETTING	I11	105	2	DISK, RR. BRAKE	H10	88	20	GASKET KIT B	F7	62	1
		I13	107	DOWEL PIN, 10X16	E13	52	15	GASKET SET	F3	58	1
COLLAR, SWINGARM PIVOT	I6	100	7		J8	118	16	GASKET, CLUTCH COVER	E8	47	26
COLLAR, TAILLIGHT SETTING	H13	91	2	DOWEL PIN, 10X18	E4	43	31		F7	62	1
COLLAR, TANK SETTING	H11	89	6		J8	118	11	GASKET, CRANKCASE	E13	52	2
COLLAR, TENSIONER, 6X9	E5	44	5	DOWEL PIN, 12X20	E2	41	17		F7	62	1
CONNECTOR	H6	84	2		E6	45	10	GASKET, CYLINDER	E6	45	2
COOLER COMP., OIL	J8	118	5								



PART NAME INDEX

L 4

Part name	Address	Page	Ref.	Part name	Address	Page	Ref.	Part name	Address	Page	Ref.
GASKET, CYLINDER	F6	61	1	[H]				[L]			
GASKET, CYLINDER HEAD	E2	41	3	HARNESS A, SUB WIRE	J3	113	10	LABEL	G16	78	23
	F6	61	1	HARNESS, WIRE	J2	112	7	LABEL, BRAKE	J10	120	8
GASKET, EX. PIPE	F6	61	1		J3	113	9	LABEL, COLOR	J10	120	7
	I1	95	1	HEADLIGHT UNIT	G1	63	5	LABEL, DRIVE	J10	120	6
GASKET, FLOAT CHAMBER	F4	59	20		G2	64	4	LABEL, DRIVE CHAIN	J10	120	5
GASKET, HEAD COVER	E1	40	6		J15	125	3	LABEL, FUEL	J10	120	9
	F6	61	1	HEAD COMP., CYLINDER	E2	41	1	LABEL, IGNITION NOISE	J10	120	1
GASKET, LENS	I15	109	4	HOLDER, AXLE	G16	78	31	LABEL, RR. DAMPER	I9	103	34
GASKET, L. COVER	E11	50	4	HOLDER, BRAKE HOSE CLAMP	G16	78	26	LABEL, RR. DAMPER WARNING	I9	103	35
	F7	62	1	HOLDER, ELEMENT	H15	93	4	LABEL, TIRE	J10	120	4
GASKET, MUFFLER	I1	95	2	HOLDER, JET	F4	59	22	LABEL, USE CAUTION	J10	120	3
GASKET, R. COVER	E7	46	4	HOLDER, L. LEVER BRACKET	G6	68	19	LEATHER COMP., SEAT	H13	91	4
	F7	62	1		G9	71	24	LENS	I16	110	4
GASKET, TENSIONER LIFTER	E5	44	7	HOLDER, MASTER CYLINDER	G10	72	5	LENS, LICENSE	J1	111	22
	F6	61	1		G11	73	6	LENS, WINKER	I15	109	3
GAUGE, AIR PRESSURE	J16	126	3	HOLDER, NEEDLE JET	F4	59	21				
GAUGE, OIL LEVEL	J5	115	2	HOLDER, SPEEDOMETER CABLE				LEVER COMP., CHOKE	F3	58	9
GEAR, COUNTERSHAFT FIFTH	E15	54	14		CLAMP	G16	78	LEVER COMP., CLUTCH	E7	46	8
GEAR, COUNTERSHAFT FOURTH	E15	54	12	HOLDER, UPPER	G12	74	6	LEVER, CHOKE	F3	58	9
GEAR, COUNTERSHAFT LOW	E15	54	3	HORN COMP.	J3	113	11	LEVER, DECOMPRESSION	G6	68	22
GEAR, COUNTERSHAFT SECOND	E15	54	5	HOSE A, OIL	J8	118	1		G9	71	28
GEAR, COUNTERSHAFT THIRD	E15	54	8	HOSE B, OIL	J8	118	3	LEVER, L. STEERING HANDLE	G6	68	21
GEAR, KICK STARTER IDLE	F2	57	4	HOSE C, OIL	J8	118	4		G9	71	27
GEAR, MAINSHAFT FIFTH	E15	54	13	HOSE, FR. BRAKE	G10	72	1	LEVER, R. STEERING HANDLE	G10	72	11
GEAR, MAINSHAFT FOURTH	E15	54	11		G11	73	2		G11	73	11
GEAR, MAINSHAFT SECOND	E15	54	4	HOSE, RR. BRAKE	H6	84	1	LID, AIR CLEANER MAINTENANCE	H15	93	8
GEAR, MAINSHAFT THIRD	E15	54	7	HOSE, RR. MASTER CYLINDER	H6	84	6	LIFTER ASSY., TENSIONER	E5	44	6
GEAR, OIL PUMP DRIVEN	E10	49	2	HOUSING, THROTTLE UNDER	G6	68	15	LIFTER COMP., VALVE	E1	40	2
GEAR, PRIMARY DRIVE	E9	48	11		G9	71	20	LIGHT ASSY., LICENSE	I16	110	6
GEAR, PUMP DRIVE	E9	48	2	HOUSING, THROTTLE UPPER	G6	68	14		J1	111	20
GRIP ASSY., THROTTLE	G6	68	7		G9	71	19	LINK SET, THROTTLE	F3	58	12
	G8	70	12	HUB SUB ASSY., FR. WHEEL	H4	82	9	LOCK COMP., STEERING HANDLE	J7	117	43
GRIP, L. HANDLE	G6	68	13	HUB SUB ASSY., RR. WHEEL	H9	87	12				
	G9	71	18	HUB, FR. WHEEL	H4	82	6	[M]			
GRIP, R. HANDLE	G6	68	12	HUB, RR. WHEEL	H9	87	10	MAINSHAFT, TRANSMISSION	E15	54	1
	G8	70	16					MARK	J14	124	3
GUARD, L. KNUCKLE	G6	68	24	[I]				MARK, FR. VISOR	J11	121	7
	G7	69	24	INNER, CABLE GUIDE	G12	74	1		J12	122	3
	G9	71	30		G13	75	3		J13	123	3
GUARD, RR. CALIPER	H8	86	9	INSULATOR, CARBURETOR	E2	41	6	MARK, L. FUEL TANK	J11	121	4
GUARD, R. KNUCKLE	G10	72	12								
	G11	73	12	[J]							
GUIDE ASSY., BRAKE HOSE BOTTOM	G13	75	4	JET, MAIN,	F4	59	32		J12	122	2
GUIDE COMP., BRAKE HOSE	G12	74	4		F5	60	32		J13	123	2
GUIDE COMP., CAM CHAIN	E5	44	8	JET, SLOW,	F4	59	31		J14	124	2
GUIDE COMP., DRIVE CHAIN	E11	50	2	JOINT, BRAKE ROD	H6	84	15				
GUIDE, BRAKE HOSE	I6	100	6	JOINT, BREATHER THREE WAY	H15	93	1	MARK, RR. FENDER	J11	121	7
GUIDE, BRAKE HOSE BOTTOM	G13	75	7	JOINT, DRIVE CHAIN	I6	100	3		J12	122	3
GUIDE, BRAKE HOSE TOP	G12	74	3	JOINT, KICK ARM	I3	97	2				
GUIDE, CHAIN	I6	100	9						J13	123	3
GUIDE, CLUTCH CABLE	J6	116	11	[K]				MARK, R. FUEL TANK	J11	121	1
			12	KEY SET	J5	115	3				
GUIDE, CLUTCH OUTER	E9	48	4	KEY, BLANK	J5	115	4				
GUIDE, FR. BRAKE HOSE	G13	75	6	KEY, SPECIAL WOODRUFF, 25X18 ..	E14	53	7				
GUIDE, RR. BRAKE HOSE	I6	100	6								
GUIDE, SPEEDOMETER CABLE	G13	75	2								
GUIDE, VALVE	E2	41	2								

PART NAME INDEX

L 5

Part name	Address	Page	Ref.	Part name	Address	Page	Ref.	Part name	Address	Page	Ref.
MARK, R. FUEL TANK	J12	122	1	NUT, HEX., 5MM	J1	111	16	O-RING, 45X2.5	F6	61	1
	J13	123	1					O-RING, 54X2.4	E8	47	25
	J14	124	1	NUT, HEX., 8MM	H5	83	25		F7	62	1
			4		H7	85	22	O-RING, 9.8X1.9	F7	62	1
METER ASSY., TRIP	G4	66	1		H10	88	30		J8	118	12
METER SET, COMBINATION	G5	67	3	NUT, LOCK	G9	71	36	O-RING, CYLINDER, 88X2	E6	45	9
MIRROR COMP.	G9	71	33						F6	61	1
MIRROR COMP., BACK	G9	71	34		G16	78	18	OUTER COMP., CLUTCH	E9	48	3
MUDGUARD, AIR CLEANER	H16	94	17	NUT, LOCK, 18MM	E9	48	15	OUTER, DECOMPRESSION CLUTCH...	E3	42	6
MUFFLER COMP.	I1	95	3	NUT, SPECIAL, 6X7	I16	110	13				
				NUT, SQUARE, 5MM	E2	41	8	[P]			
[N]				NUT, STEERING STEM	G12	74	10	PACKING, FUEL CAP	H11	89	13
NEEDLE SET, JET	F3	58	3	NUT, TAPPET ADJUSTING	E4	43	26	PACKING, HEADLIGHT	G2	64	3
NUT, 18MM	E9	48	14	NUT, U, 10MM	I4	98	19	PACKING, LENS	J1	111	24
NUT, ADJUSTER	I8	102	6		I9	103	40	PACKING, MUFFLER	F6	61	1
NUT, BEAM ADJUSTING	G1	63	4	NUT, U, 14MM	I7	101	22		I1	95	9
NUT, CAP, 5MM	G4	66	8	NUT, U, 16MM	H10	88	24	PACKING, THROTTLE PULLEY	G6	68	11
NUT, CAP, 6MM	G5	67	11	NUT, U, 6MM	E8	47	18		G8	70	17
NUT, CLIP, 6MM	H16	94	28		G16	78	36	PAD SET, FR.	H2	80	2
NUT, FENDER SETTING	G7	69	28		I7	101	27	PAD SET, RR.	H8	86	2
	G9	71	39	NUT, U, 8MM	I14	108	23	PEDAL COMP., BRAKE	I3	97	8
	I10	104	9		H10	88	25	PEDAL COMP., GEAR CHANGE	I3	97	1
	I11	105	5	[O]				PIECE, OIL LOCK	G15	77	12
	I13	107	9	OIL SEAL SET	I8	102	14	PINION, KICK STARTER	F2	57	1
NUT, FIXING	G7	69	29	OIL SEAL, 11X16X5	E1	40	13	PIN A, DOWEL, 10X20	E11	50	15
	G9	71	41	OIL SEAL, 12X18X5	E8	47	24	PIN D, JOINT	H7	85	24
NUT, FLANGE CAP, 10MM	E2	41	10	OIL SEAL, 14X22X5	E8	47	22	PIN, CHAIN ADJUSTER	I6	100	11
NUT, FLANGE, 10MM	G9	71	50	OIL SEAL, 14X28X7	F1	56	15	PIN, CLUTCH LIFTER	E9	48	10
	I15	109	16	OIL SEAL, 17X34X4.5	E16	55	35	PIN, HANGER	H3	81	15
	J7	117	34	OIL SEAL, 18X29X7	E8	47	23		H8	86	17
NUT, FLANGE, 12MM	I9	103	41	OIL SEAL, 18X34X4.5	E16	55	35	PIN, LOCK, 16MM	I4	98	24
NUT, FLANGE, 4MM	J1	111	26	OIL SEAL, 20X30X7	E8	47	23	PIN, LOCK, 8MM	G3	65	19
NUT, FLANGE, 5MM	I10	104	12	OIL SEAL, 25X35X5	E16	55	34		J7	117	36
	I12	106	13	OIL SEAL, 25X40X7	H10	88	28	PIN, PISTON	E14	53	4
	I13	107	15	OIL SEAL, 25X47X6.5	H10	88	29	PIN, SHIFT RETURN SPRING	F1	56	12
NUT, FLANGE, 6MM	E11	50	14	O-RING SET	I8	102	15	PIN, SPLIT, 2.0X12	H7	85	23
	G10	72	20	O-RING, 10X1.6	E2	41	13	PIN, SPLIT, 2.0X15	I5	99	9
	G11	73	20	O-RING, 11.8X3.55	H11	89	3	PIN, SPLIT, 3.0X20	E10	49	15
	I7	101	27	O-RING, 13.8X2.4	H1	79	42	PIN, STEP BAR JOINT	I5	99	1
	I10	104	13	O-RING, 13.8X2.5	E11	50	12	PIN, VISOR HINGE	H16	94	26
	I12	106	14		F7	62	1	PIPE COMP., EX.	I1	95	6
			15	O-RING, 14.8X2.4	H6	84	21	PIPE COMP., FR. FORK	G15	77	6
			19	O-RING, 15.5X1.5	H1	79	40	PIPE COMP., SKID	J6	116	13
			17	O-RING, 17.8X2.4	I9	103	51	PIPE, STEERING HANDLE	G12	74	5
			23	O-RING, 18X3	J7	117	30	PISTON	E14	53	3
			15	O-RING, 1.3X4.3	F3	58	15		H2	80	5
			18	O-RING, 1.5X9.5	E5	44	13	PISTON COMP.	H2	80	5
			18		F6	61	1	PISTON SET, MASTER CYLINDER...	G10	72	9
			32	O-RING, 25X3	J7	117	31		H6	84	10
NUT, FLANGE, 8MM	I1	95	13	O-RING, 27X2	E11	50	13	PIVOT, SHIFT DRUM STOPPER ARM	F1	56	13
	J7	117	33		F7	62	1	PLATE COMP., CLUTCH PRESSURE..	E9	48	8
	I16	110	13	O-RING, 35.2X2.4	H1	79	43	PLATE SET, FR. NUMBER	G1	63	8
NUT, HEX., 12MM	I8	102	16	O-RING, 35.5X3	E1	40	14		G2	64	11
NUT, HEX., 5MM	G7	69	35		F6	61	1	PLATE, BEARING SETTING	E15	54	17
	G9	71	49	O-RING, 3.5X1.5	H1	79	41	PLATE, CHOKE LEVER SETTING	F4	59	18
	H1	79	45	O-RING, 45X2.5	E2	41	14	PLATE, CLUTCH	E9	48	7
								PLATE, DECOMPRESSION CAM	E3	42	4

5

PART NAME INDEX

L 6

Part name	Address	Page	Ref.	Part name	Address	Page	Ref.	Part name	Address	Page	Ref.
PLATE, DIAPHRAGM	G11	73	9	RIVET, 4.1MM	J7	117	44	SCREW, FLAT, 4X12	G11	73	18
	H6	84	12	ROD COMP.	I8	102	9	SCREW, FLAT, 5X4	I7	101	21
PLATE, END	I8	102	10	ROD COMP., PISTON	G15	77	14	SCREW, FLAT, 6X45	I7	101	26
	I13	107	12		I8	102	4	SCREW, FLAT, 8X31	H10	88	23
PLATE, ENGINE HANGER UPPER ...	J6	116	15	ROD COMP., PUSH	H6	84	11	SCREW, HANDLE LEVER PIVOT, 5x26	G7	69	27
PLATE, FIXING	E16	55	19	ROD SUB ASSY., CUSHION CONNECTING	I9	103	28		G9	71	38
PLATE, FR. ENGINE HANGER	J6	116	14	ROD, STOP SWITCH	I3	97	7	SCREW, HEADLIGHT SETTING	J6	116	18
PLATE, FR. TANK	H11	89	10	ROLLER, 3X9.8	F1	56	18	SCREW, OVAL, 4X10	G7	69	33
PLATE, GUARD SETTING	G6	68	23	ROLLER, 4X15.8	E10	49	20		G9	71	47
	G9	71	29	ROLLER, 4X9	E4	43	35	SCREW, OVAL, 5X20	H5	83	24
PLATE, HOLDER	H15	93	6	ROLLER, CHAIN	I6	100	12	SCREW, OVAL, 6X28	I4	98	17
PLATE, KICK STOPPER	F2	57	3	ROLLER, CHAIN UPPER	J6	116	16	SCREW, PAN, 3.5X25	G16	78	35
PLATE, NUMBER BASE	I13	107	11	ROLLER, DECOMPRESSION CLUTCH ..	E4	43	34	SCREW, PAN, 4X12	G7	69	31
PLATE, PIVOT	H6	84	16	ROTOR SET A, OIL PUMP	E10	49	6		G8	70	9
PLATE, REGISTERED NUMBER	J10	120	2	ROTOR SET, OIL PUMP	E10	49	8	SCREW, PAN, 4X25	H16	94	29
PLATE, SETTING	G8	70	8	RUBBER B, TANK SETTING	H11	89	4	SCREW, PAN, 5X10	I7	101	18
PLATE, TAIL BAG	H13	91	6	RUBBER COMP., MOUNTING	G9	71	35	SCREW, PAN, 5X20	G9	71	44
PLUG, HANDLE LEVER BRACKET ...	G9	71	25	RUBBER, AIR CLEANER CASE MOUNTING	G2	64	1		H1	79	44
PLUG, PIN	H3	81	14	RUBBER, CUSHION	I13	107	1	SCREW, PAN, 5X32	E2	41	16
	H8	86	16		J3	113	8		G9	71	45
PLUG, RR. FENDER	I13	107	8	RUBBER, FILTER	E7	46	6	SCREW, PAN, 5X8	I7	101	19
PLUG, SPARK	E2	41	18	RUBBER, HOOK	J8	118	6	SCREW, PAN, 6X10	H11	89	18
PLUG, USELESS HOLE	I10	104	6	RUBBER, JOINT	G2	64	7	SCREW, PAN, 6X14	H11	89	16
PLUNGER, CAM SETTING	E2	41	4	RUBBER, LICENCE LIGHT MOUNTING	I16	110	10	SCREW, PAN, 6X16	G7	69	32
PROTECTOR	G12	74	2	RUBBER, METER SETTING	G4	66	3		G9	71	46
PROTECTOR, EX. PIPE	I1	95	7	RUBBER, OIL COOLER	J8	118	7	SCREW, PAN, 6X6	E5	44	10
PULLEY, THROTTLE	G6	68	16	RUBBER, RADIATOR MOUNTING	G1	63	1	SCREW, RIVET, 1.8X5	J7	117	29
	G9	71	21	RUBBER, R. TANK GUARD	J6	116	10	SCREW, SIDE STAND PIVOT	I4	98	18
PUMP ASSY., OIL	E10	49	1	RUBBER, SCREEN SETTING	I13	107	6	SCREW, SPECIAL, 6MM	H14	92	3
				RUBBER, SIDE COVER	I1	95	10	SCREW, TAPPET ADJUSTING	E3	42	25
[R]				RUBBER, SPEEDOMETER MOUNTING ..	G5	67	6	SCREW, TAPPING, 3X25	I15	109	14
RATCHET, KICK STARTER	F2	57	2	RUBBER, STAND	I3	97	14	SCREW, TAPPING, 4X10	G1	63	11
RECEIVER, CLUTCH CABLE	E7	46	10	RUBBER, STOPPER	I9	103	33	SCREW, TAPPING, 4X30	I16	110	15
RECEIVER, DECOMPRESSION CABLE	E1	40	4	RUBBER, TAILLIGHT MOUNTING ...	I16	110	14	SCREW, TAPPING, 5X10	H16	94	31
RECTIFIER COMP., REGULATE ...	J3	113	7	RUBBER, TANK MOUNTING	H11	89	5	SCREW, TAPPING, 5X16	H16	94	30
REFLECTOR, FR. REFLEX	G13	75	1	RUBBER, VISOR LOWER	G2	64	2	SCREW, THROTTLE PULLEY PIVOT ..	G6	68	10
REFLECTOR, REFLEX	I10	104	3						G8	70	15
	I11	105	1	[S]				SCREW, U-LOCK FLAT, 6X12	J6	116	22
	I13	107	3	SCREEN SET, FUEL STRAINER	H11	89	2	SEAL SET, FR. FORK	G16	78	22
REFLECTOR, RR. REFLEX	I10	104	2	SCREEN, OIL FILTER	E13	52	5	SEAL SET, PISTON	H2	80	1
REGULATOR COMP., A.C.	J2	112	6	SCREW-WASHER, 3X8	F4	59	25		H8	86	1
	J3	113	6	SCREW-WASHER, 4X10	F4	59	26	SEAL, AIR CLEANER COVER	H15	93	7
RELAY COMP., WINKER	J3	113	12		G7	69	34	SEAL, OIL LEAK STOPPER	E10	49	4
RETAINER	H2	80	8	SCREW-WASHER, 4X12	F4	59	27	SEAL, RUBBER	E10	49	10
	H8	86	5		G11	73	19		F7	62	1
RETAINER, GEAR BOX	H4	82	11	SCREW-WASHER, 4X16	F4	59	28	SEAL, VALVE STEM	E3	42	1
RETAINER, VALVE SPRING	E3	42	22	SCREW-WASHER, 5X12	F4	59	29		F6	61	1
RIM, FR. WHEEL	H4	82	12	SCREW-WASHER, 6X14	I12	106	12	SEAT B, SPRING	E10	49	7
RIM, RR. WHEEL	H9	87	14	SCREW SET A	F3	58	7	SEAT COMP.	H13	91	3
RING	G10	72	8	SCREW SET B	F3	58	10	SEAT, OIL PUMP	E10	49	9
RING SET, PISTON	E14	53	2	SCREW SET C	F3	58	11		F7	62	1
RING, BACK UP	G15	77	7	SCREW, BEAM ADJUSTING	G1	63	2	SEAT, SPRING	G15	77	5
RING, OIL SEAL STOPPER	G15	77	16	SCREW, BLEEDER	H2	80	3		I9	103	31
RING, PISTON	I8	102	12	SCREW, FLAT, 4X12	H8	86	10	SEAT, VALVE SPRING OUTER	E3	42	23
RING, STOPPER	I8	102	13		H8	86	10	SEPARATOR COMP.	G10	72	6
	I9	103	21		G10	72	19		G11	73	7
			32								



PART NAME INDEX

L 7

Part name	Address	Page	Ref.	Part name	Address	Page	Ref.	Part name	Address	Page	Ref.
SHAFT A, SUB ROCKER ARM	E3	42	16	STAY A, L. HEADLIGHT	G2	64	15	TUBE, DRAIN	H16	94	21
SHAFT B, SUB ROCKER ARM	E3	42	17	STAY A, R. HEADLIGHT	G2	64	13	TUBE, FUEL CAP BREATHER	H11	89	9
SHAFT COMP., BALANCER	E14	53	5	STAY B, L. HEADLIGHT	G3	65	16	TUBE, FUEL, 7.3X170	H12	90	19
SHAFT, GEARSHIFT FORK GUIDE ..	F1	56	4	STAY B, R. HEADLIGHT	G2	64	14	TUBE, TIRE	H4	82	14
SLEEVE, FR. AXLE HOLDER	H4	82	5	STAY COMP., L. RR. WINKER	I15	109	9		H5	83	14
SLIDER, CHAIN	I6	100	14	STAY COMP., METER SETTING	G4	66	2		H9	87	16
SLIDER, CHAIN GUIDE	I6	100	10	STAY COMP., R. RR. WINKER	I15	109	8		H10	88	16
SLIDER, THROTTLE	G6	68	8	STAY SET, WIRE	F3	58	13				
	G8	70	13	STAY, D.C. REGULATOR	J3	113	14	[V]			
SOCKET ASSY., HEADLIGHT	G1	63	6	STAY, FR. REFLECTOR	G13	75	5	VALVE SET, AIR CUT	F3	58	14
SOCKET ASSY., POSITION LAMP ..	G2	64	6	STAY, FUEL TANK SETTING	H11	89	11	VALVE SET, FLOAT	F3	58	2
SOCKET COMP.	G5	67	5	STAY, L. FR. WINKER	I15	109	12	VALVE, EX.	E3	42	19
	J1	111	27	STAY, RR. REFLECTOR	I10	104	5	VALVE, IN.	E3	42	18
SOCKET COMP., HEADLIGHT	G2	64	5		I11	105	8	VALVE, OIL LEAK STOPPER	E10	49	3
SOCKET COMP., LICENSE	J1	111	21	STAY, RR. SIDE REFLECTOR	I10	104	4	VALVE, THROTTLE	F4	59	17
SPANNER A, PIN	J16	126	1	STAY, R. FR. WINKER	I15	109	11				
SPANNER B, PIN	J16	126	2	STEM COMP., STEERING	G13	75	8	[W]			
SPINDLE COMP., GEARSHIFT	F1	56	9	STEM SUB ASSY., STEERING	G13	75	15	WASHER B	I10	104	11
SPINDLE, KICK STARTER	F2	57	7	STEP COMP., L.	I5	99	5	WASHER B, THRUST, 22MM	E16	55	26
SPOKE SET A, RR.	H9	87	1	STEP COMP., R.	I5	99	3	WASHER, 10MM	E6	45	8
SPOKE SET B, RR.	H9	87	2	STOPPER COMP., GEARSHIFT DRUM ..	F1	56	7		I9	103	43
SPOKE SET, FR.	H4	82	1	STOPPER, BEAD	H5	83	16	WASHER, 10X25X4	E2	41	11
SPRING, BRAKE LEVER	G10	72	10		H10	88	19	WASHER, 12MM	E4	43	30
SPRING, BRAKE PEDAL	I3	97	9	STOPPER, RR. AXLE	H10	88	21		F6	61	1
SPRING, CLUTCH	E9	48	9	STOPPER, SPRING SEAT	I9	103	22	WASHER, 12.5X30X5	E12	51	9
SPRING, CLUTCH LEVER	E7	46	9	STRAINER COMP., OIL	J5	115	1	WASHER, 18X32X2	E9	48	17
SPRING, DECOMPRESSION	E3	42	5	STRAP, CABLE	H11	89	17	WASHER, 4.5MM	J7	117	45
SPRING, ELEMENT HOLDING	H15	93	5	STUD, 6X21	H15	93	11	WASHER, 6MM	G3	65	18
SPRING, FR. FORK	G15	77	4	SUB CORD	J15	125	1	WASHER, 6X9	I7	101	23
SPRING, GEARSHIFT RESET	F1	56	10	SUSPENSION, WINKER RELAY	J3	113	13	WASHER, 6.5X20	G14	76	3
SPRING, GEARSHIFT RETURN	F1	56	11	SWINGARM SUB ASSY., RR.	I6	100	16	WASHER, 6.5X5.5	I11	105	10
SPRING, HEADLIGHT BEAM					I7	101	16	WASHER, 8MM	H10	88	26
ADJUSTING	G1	63	3	SWITCH ASSY., FR. STOP	G11	73	1	WASHER, AIR CLEANER COVER			
SPRING, KICK STARTER	F2	57	9	SWITCH ASSY., KILL	G6	68	5	SETTING	H15	93	10
	I3	97	4		G8	70	6	WASHER, BUSH	I3	97	16
SPRING, KICK STARTER RATCHET ..	F2	57	6	SWITCH ASSY., LIGHTING DIMMER ..	G8	70	10	WASHER, CHAIN SLIDER	I6	100	15
SPRING, L. STEP RETURN	I5	99	6	SWITCH ASSY., RR. STOP	I3	97	5	WASHER, DRAIN PLUG, 12MM	E13	52	14
SPRING, OIL FILTER ELEMENT				SWITCH SET, WINKER	G8	70	5		F7	62	1
SETTING	E7	46	7		G9	71	54	WASHER, DRAIN PLUG, 14MM	J8	118	14
SPRING, OIL LEAK STOPPER	E10	49	5	[T]				WASHER, DRUM STOPPER	E5	44	11
SPRING, PAD	H2	80	6	TAILLIGHT UNIT	I16	110	3		F1	56	14
	H8	86	3	TANK SET, FUEL	H11	89	8	WASHER, DUST SEAL	G12	74	7
SPRING, PLUNGER	E2	41	5	TENSIONER, CAM CHAIN	E5	44	4	WASHER, KICK RATCHET SPRING ...	F2	57	13
SPRING, ROLLER	E3	42	7	THREAD, STEERING HEAD TOP	G13	75	11	WASHER, LOCK	E9	48	16
SPRING, RR. CUSHION	I8	102	2	TIRE, FR.	H4	82	13	WASHER, L. SWINGARM	I6	100	5
SPRING, R. STEP RETURN	I5	99	4	TIRE, RR.	H9	87	15	WASHER, OIL BOLT	F7	62	1
SPRING, SHIFT DRUM STOPPER ..	F1	56	8	TOOL SET	J9	119	1		G10	72	17
SPRING, SIDE STAND	I3	97	12	TOP SET	F3	58	5		G11	73	16
SPRING, STOP SWITCH	I3	97	6	TUBE	F4	59	23	WASHER, PLAIN, 10MM	E2	41	12
SPRING, VALVE INNER	E3	42	21	TUBE A, BREATHER	H16	94	22	WASHER, PLAIN, 16MM	H10	88	27
SPRING, VALVE LIFTER	E1	40	3	TUBE B, BREATHER	H16	94	23	WASHER, PLAIN, 4MM	I1	95	14
SPRING, VALVE OUTER	E3	42	20	TUBE COMP.	F4	59	24	WASHER, PLAIN, 5MM	G4	66	9
SPROCKET, CAM	E5	44	1	TUBE C, BREATHER	H16	94	24		H1	79	37
SPROCKET, DRIVE	E15	54	18	TUBE, AIR CLEANER CONNECTING ..	H15	93	9				
SPROCKET, FINAL DRIVEN	H9	87	5	TUBE, BREATHER	J5	115	8				
SPROCKET, TIMING	E9	48	1								
STATOR COMP.	E12	51	2								



PART NAME INDEX

L 8

Part name	Address	Page	Ref.	Part name	Address	Page	Ref.	Part name	Address	Page	Ref.
WASHER, PLAIN, 5MM	J1	111	19								
WASHER, PLAIN, 6MM	G5	67	12								
	H6	84	20								
	I13	107	18								
	J8	118	13								
WASHER, PLAIN, 8MM	I1	95	15								
	I5	99	8								
	J7	117	35								
WASHER, R. SWINGARM	I6	100	4								
WASHER, SEALING, 14MM	E4	43	29								
	F6	61	1								
WASHER, SEALING, 6.5MM	E5	44	12								
	E8	47	19								
	F6	61	1								
	F7	62	1								
WASHER, SPECIAL	H1	79	38								
	I16	110	9								
WASHER, SPEEDOMETER GEAR	H5	83	18								
WASHER, SPLINE, 22MM	E16	55	22								
WASHER, SPLINE, 25X31X1.5	E16	55	23								
WASHER, SPRING, 4MM	G7	69	36								
	G9	71	51								
	I1	95	16								
WASHER, SPRING, 8MM	H5	83	26								
	H10	88	31								
WASHER, SWINGARM SIDE	E9	48	12								
WASHER, THRUST, 11MM	E10	49	13								
WASHER, THRUST, 11X20X1	E1	40	11								
WASHER, THRUST, 17MM	E16	55	24								
		36									
WASHER, THRUST, 17X22X0.75	E4	43	27								
WASHER, THRUST, 18MM	E16	55	36								
	F2	57	11								
WASHER, THRUST, 20X1.00	E16	55	25								
	F2	57	11								
WASHER, THRUST, 22MM	F2	57	12								
WASHER, THRUST, 22X30X1	F2	57	10								
WASHER, THRUST, 24X10	I4	98	21								
WASHER, THRUST, 24X13	I4	98	20								
WASHER, THRUST, 25MM	E16	55	27								
WASHER, WAVE	E4	43	28								
WHEEL SUB ASSY., FR.	H4	82	10								
WHEEL SUB ASSY., RR.	H9	87	13								
WINKER ASSY., L. FR.	I15	109	2								
WINKER ASSY., L. RR.	I15	109	6								
WINKER ASSY., R. FR.	I15	109	1								
WINKER ASSY., R. RR.	I15	109	5								
WRENCH, EYE, 24MM	J9	119	5								
WRENCH, HEX, 5MM	J9	119	4								
WRENCH, PLUG	J9	119	3								

1

FOREWORD INDEX

2

ENGINE GROUP

3

FRAME GROUP

4

PART NUMBER INDEX

5

PART NAME INDEX

HONDA
The Power of Dreams



PARTS CATALOGUE NEWS

Honda Motor Co., Ltd. Service Division

PARTS CATALOGUE - CORRECTED

Printed in Japan

CODE NO.	BOOKLET TYPE	13KCY3E0
	MICRO-FICHE	13KCYTEK
PARTS CATALOGUE NEWS	XR400R XR400R/T/V/W/X/Y/1/2/3	
	NEWS NO.	001

Block No.	Ref. No.	Note	Part No.	Description	Reqd. QTY									Serial No.	Parts catalogue code
					XR400R										
					T	V	W	X	Y	1	2	3			
EOP-1	1	T	06111-KCY-672	GASKET KIT A (COMPONENT PARTS)	-	-	-	-	1	1	1	1			
		T	12191-KCY-671	GASKET, CYLINDER	1	1	1	1	1	1	1	1			
		T	12209-KL4-005	SEAL, VALVE STEM (NOK)	4	4	4	4	4	4	4	4			
		T	12251-MBV-003	GASKET, CYLINDER HEAD	-	-	-	-	1	1	1	1			
		T	12391-KCY-671	GASKET, HEAD COVER	1	1	1	1	1	1	1	1			
		T	14523-KBB-901	GASKET, TENSIONER LIFTER	1	1	1	1	1	1	1	1			
		T	18291-MN5-650	GASKET, EX. PIPE	2	2	2	2	2	2	2	2			
		T	18392-MK4-000	PACKING, MUFFLER	1	1	1	1	1	1	1	1			
		T	90463-ML7-000	WASHER, SEALING, 6.5MM	2	2	2	2	2	2	2	2			
		T	90544-KF0-000	WASHER, SEALING, 14MM	4	4	4	4	4	4	4	4			
		T	90545-KF0-000	WASHER, 12MM	2	2	2	2	2	2	2	2			
		T	91301-428-003	O-RING, 35.5X3 (NOK)	4	4	4	4	4	4	4	4			
		T	91302-356-000	O-RING, CYLINDER, 88X2	-	-	-	-	1	1	1	1			

NOTE A:PART NO. CHANGE D:NEWLY PROVIDED E:PART NO.DELETION K:REQUIRED NO. CORRECTION L:APPLICATION SERIAL NO. CORRECTION
T:APPLICATION CORRECTION Z:REMARKS CHANGE

PARTS CATALOGUE NEWS

BOOKNo. : 13KCY3E0

Block No.	Ref. No.	Note	Part No.	Description	Reqd. QTY									Serial No.	Parts catalogue code
					XR400R										
					T	V	W	X	Y	1	2	3			
		T	91303-397-000	O-RING, 45X2.5	1	1	1	1	1	1	1	1			
		T	91306-MG3-000	O-RING, 1.5X9.5	1	1	1	1	1	1	1	1			
EOP-2	1	T	06112-KCY-673	GASKET KIT B (COMPONENT PARTS)	-	-	-	-	1	1	1	1			
		T	11191-KCY-670	GASKET, CRANKCASE	1	1	1	1	1	1	1	1			
		T	11394-KCY-671	GASKET, R. COVER	-	-	-	1	1	1	1	1			
		T	11395-KCY-671	GASKET, L. COVER	1	1	1	1	1	1	1	1			
		T	15151-KCY-671	SEAT, OIL PUMP	-	-	-	-	1	1	1	1			
		T	15152-KCY-670	SEAL, RUBBER	1	1	1	1	1	1	1	1			
		T	90463-ML7-000	WASHER, SEALING, 6.5MM	-	-	-	1	1	1	1	1			
		T	90545-300-000	WASHER, OIL BOLT	-	-	-	-	1	1	1	1			
		T	91302-KF0-003	O-RING, 54X2.4 (ARAI)	1	1	1	1	1	1	1	1			
		T	91303-377-000	O-RING, 13.8X2.5	1	1	1	1	1	1	1	1			
		T	91305-KF0-003	O-RING, 27X2 (ARAI)	1	1	1	1	1	1	1	1			
		T	91305-PE2-003	O-RING, 9.8X1.9	-	-	-	-	2	2	2	2			
		T	91311-KCY-670	GASKET, CLUTCH COVER	1	1	1	1	1	1	1	1			
		T	94109-12000	WASHER, DRAIN PLUG, 12MM	1	1	1	1	1	1	1	1			

NOTE A:PART NO. CHANGE D:NEWLY PROVIDED E:PART NO.DELETION K:REQUIRED NO. CORRECTION L:APPLICATION SERIAL NO. CORRECTION
T:APPLICATION CORRECTION Z:REMARKS CHANGE



PARTS CATALOGUE NEWS

Honda Motor Co., Ltd. Service Division

PARTS CATALOGUE - CORRECTED

Printed in Japan

CODE NO.	BOOKLET TYPE	13KCY3E0
	MICRO-FICHE	13KCYTEK
PARTS CATALOGUE NEWS	XR400R XR400R/T/V/W/X/Y/1/2/3	
	NEWS NO.	002

Block No.	Ref. No.	Note	Part No.	Description	Reqd. QTY							Serial No.	Parts catalogue code		
					XR400R										
					T	V	W	X	Y	1	2	3			
F-3	2		17920-KCY-670	CABLE COMP. B, THROTTLE	1	1	1	1	1	1	1	-	-----	-----	CM
					-	-	-	-	-	-	-	1	-----	3M800040	CM
		A	17920-KCY-671	-	-	-	-	-	-	-	1	3M800041	-----	CM

NOTE A:PART NO. CHANGE D:NEWLY PROVIDED E:PART NO.DELETION K:REQUIRED NO. CORRECTION L:APPLICATION SERIAL NO. CORRECTION
T:APPLICATION CORRECTION Z:REMARKS CHANGE



PARTS CATALOGUE NEWS

Honda Motor Co., Ltd. Service Division

PARTS CATALOGUE - CORRECTED

Printed in Japan

CODE NO.	BOOKLET TYPE	13KCY3E0
	MICRO-FICHE	13KCYTEK
PARTS CATALOGUE NEWS	XR400R XR400R/T/V/W/X/Y/1/2/3	
NEWS NO.	003	

Block No.	Ref. No.	Note	Part No.	Description	Reqd. QTY							Serial No.	Parts catalogue code		
					XR400R										
					T	V	W	X	Y	1	2	3			
F-3-1	2	T	17920-KCY-670	CABLE COMP. B, THROTTLE	1	1	1	1	1	1	1	-	-----	-----	DK, ED, U
		D	17920-KCY-671	-	-	-	-	-	-	-	1	-----	-----	DK, ED, U

NOTE A:PART NO. CHANGE D:NEWLY PROVIDED E:PART NO.DELETION K:REQUIRED NO. CORRECTION L:APPLICATION SERIAL NO. CORRECTION
T:APPLICATION CORRECTION Z:REMARKS CHANGE



PARTS CATALOGUE NEWS

Honda Motor Co., Ltd. Service Division

PARTS CATALOGUE - CORRECTED

Printed in Japan

CODE NO.	BOOKLET TYPE	13KCY3E0
	MICRO- FICHE	13KCYTEK
PARTS CATALOGUE NEWS	XR400R XR400R/T/V/W/X/Y/1/2/3	
	NEWS NO.	

Block No.	Ref. No.	Note	Part No.	Description	Reqd. QTY							Serial No.	Parts catalogue code	
					XR400R									
					T	V	W	X	Y	1	2	3		
E-2	3	T	12251-MBV-003	GASKET, CYLINDER HEAD	-	-	-	1	-	-	-	-	2309848	
		D	12251-MBV-013	-	-	-	-	1	1	1	1		
EOP-1	1	E	06111-KCY-672	*PARTS NO. DELETION										
		T	12251-MBV-003	GASKET, CYLINDER HEAD	-	-	-	1	-	-	-	-	2309848	
		D	06111-KCY-673	GASKET KIT A (COMPONENT PARTS)	-	-	-	-	1	1	1	1		
		D	12251-MBV-013	GASKET, CYLINDER HEAD	-	-	-	-	1	1	1	1		
Block No.	Ref. No.	Note	Part No.	Description	Reqd. QTY							Serial No.	Parts catalogue code	
					XR400R									
					T	V	W	X	Y	1	2	3		
F-11	20	E	90581-GB5-610	*PARTS NO. DELETION										

NOTE A:PART NO. CHANGE D:NEWLY PROVIDED E:PART NO.DELETION K:REQUIRED NO. CORRECTION L:APPLICATION SERIAL NO. CORRECTION
T:APPLICATION CORRECTION Z:REMARKS CHANGE



PARTS CATALOGUE NEWS

Honda Motor Co., Ltd. Service Division

PARTS CATALOGUE - CORRECTED

Printed in Japan

CODE NO.	BOOKLET TYPE	13KCY3E0
	MICRO-FICHE	13KCY3EK
PARTS CATALOGUE NEWS	XR400R XR400R/T/V/W/X/Y/1/2/3	
	NEWS NO.	005

Block No.	Ref. No.	Note	Part No.	Description	Reqd. QTY							Serial No.	Parts catalogue code	
					XR400R									
					T	V	W	X	Y	1	2	3		
F-28	17		96001-06025-00	BOLT, FLANGE, 6X25	2	2	2	2	2	2	2	-		
					-	-	-	-	-	-	-	2	-----	CM
					-	-	-	-	-	-	-	2	-----	3M020015 DK
					-	-	-	-	-	-	-	2	-----	3M440314 ED
					-	-	-	-	-	-	-	2	-----	3M800694 U
		A	96001-06022-00	BOLT, FLANGE, 6X22	-	-	-	-	-	-	-	2	3M020016	----- DK
					-	-	-	-	-	-	-	2	3M440315	----- ED
					-	-	-	-	-	-	-	2	3M800695	----- U

NOTE A:PART NO. CHANGE D:NEWLY PROVIDED E:PART NO.DELETION K:REQUIRED NO. CORRECTION L:APPLICATION SERIAL NO. CORRECTION
T:APPLICATION CORRECTION Z:REMARKS CHANGE



PARTS CATALOGUE NEWS

Honda Motor Co., Ltd. Service Division

PARTS CATALOGUE - CORRECTED

Printed in Japan

CODE NO.	BOOKLET TYPE	13KCY3E0
	MICRO-FICHE	13KCYTEK
PARTS CATALOGUE NEWS	XR400R XR400R/T/V/W/X/Y/1/2/3	
	NEWS NO.	

Block No.	Ref. No.	Note	Part No.	Description	Reqd. QTY							Serial No.	Parts catalogue code	
					XR400R									
					T	V	W	X	Y	1	2	3		
F-28	17	L	96001-06025-00	BOLT, FLANGE, 6X25	2	2	2	2	2	2	2	-		
					-	-	-	-	-	-	-	2	-----	3M020015 DK
					-	-	-	-	-	-	-	2	-----	3M440314 ED
					-	-	-	-	-	-	-	2	-----	3M800074 CM
					-	-	-	-	-	-	-	2	-----	3M800694 U
		T	96001-06022-00	BOLT, FLANGE, 6X22	-	-	-	-	-	-	-	2	3M020016	----- DK
					-	-	-	-	-	-	-	2	3M440315	----- ED
					-	-	-	-	-	-	-	2	3M800075	----- CM
					-	-	-	-	-	-	-	2	3M800695	----- U

NOTE A:PART NO. CHANGE D:NEWLY PROVIDED E:PART NO.DELETION K:REQUIRED NO. CORRECTION L:APPLICATION SERIAL NO. CORRECTION
T:APPLICATION CORRECTION Z:REMARKS CHANGE



PARTS CATALOGUE NEWS

Honda Motor Co., Ltd. Service Division

PARTS CATALOGUE - CORRECTED

Printed in Japan

CODE NO.	BOOKLET TYPE	13KCY3E0
	MICRO-FICHE	13KCYTEK
PARTS CATALOGUE NEWS	XR400R XR400R/T/V/W/X/Y/1/2/3	
	NEWS NO.	
		007

Block No.	Ref. No.	Note	Part No.	Description	Reqd. QTY							Serial No.	Parts catalogue code		
					XR400R										
					T	V	W	X	Y	1	2	3			
F-3	7	T	53140-429-000	GRIP ASSY., THROTTLE	1	1	1	1	1	1	1	-	-----	-----	CM
		D	53140-429-010	-	-	-	-	-	-	-	1	-----	-----	CM
F-3-1	12	T	53140-MK5-010	GRIP ASSY., THROTTLE	1	1	1	1	1	1	1	-	-----	-----	DK, U
					-	-	-	-	-	1	1	-	-----	-----	ED
		D	53140-MK5-020	-	-	-	-	-	-	-	1	-----	-----	DK, ED, U

NOTE A:PART NO. CHANGE D:NEWLY PROVIDED E:PART NO.DELETION K:REQUIRED NO. CORRECTION L:APPLICATION SERIAL NO. CORRECTION
T:APPLICATION CORRECTION Z:REMARKS CHANGE



PARTS CATALOGUE NEWS

Honda Motor Co., Ltd. Service Division

PARTS CATALOGUE - CORRECTED

Printed in Japan

CODE NO.	BOOKLET TYPE	13KCY3E0
	MICRO-FICHE	13KCYTEK
PARTS CATALOGUE NEWS	XR400R XR400R/T/V/W/X/Y/1/2/3	
	NEWS NO.	008

Block No.	Ref. No.	Note	Part No.	Description	Reqd. QTY									Serial No.	Parts catalogue code
					XR400R										
					T	V	W	X	Y	1	2	3			
F-23	1	T	17202-ZV5-300	COLLAR, DISTANCE, 6.5X11X7.5 .	2	2	2	2	2	2	2	-	-----	-----	CM
		D	17202-ZV5-310	-	-	-	-	-	-	-	2	-----	-----	CM, CM/A

Model	Area code	Type	Applicable engine serial NO.	Applicable frame serial NO.	Applicable carburetor identification NO.
XR400R2	CM	Canada	NE03E-2400001 ~ 2499999	JH2NE032*2K700001 ~ 2K709999	PDK1C B
	DK	General export (KPH)	NE03E-2400001 ~ 2499999	JH2NE039*2K010001 ~ 2K019999	PDK1F B
	ED	European direct sales	NE03E-2400001 ~ 2499999	JH2NE03A*2K430001 ~ 2K439999	
	U	Australia	NE03E-2500001 ~ 2599999	JH2NE03U*2K700001 ~ 2K709999	PDK1D B
XR400R3	CM	Canada	NE03E-2600001 ~	JH2NE032*3M800001 ~	PDK1C B
	CM/A	Canada	NE03E-2700001 ~	JH2NE032*3K850001 ~	
	DK	General export	NE03E-2600001 ~	JH2NE039*3M020001 ~	PDK1F B
	DK/A	General export	NE03E-2700001 ~	JH2NE039*3K030001 ~	
	ED	European direct	NE03E-2600001 ~	JH2NE03A*3M440001 ~	
	ED/A	European direct	NE03E-2700001 ~	JH2NE03A*3K450001 ~	PDK1D B
	U	Australia	NE03E-2600001 ~	JH2NE03U*3M800001 ~	
U/A	Australia	NE03E-2700001 ~	JH2NE03U*3K810001 ~		

NOTE A:PART NO. CHANGE D:NEWLY PROVIDED E:PART NO.DELETION K:REQUIRED NO. CORRECTION L:APPLICATION SERIAL NO. CORRECTION
T:APPLICATION CORRECTION Z:REMARKS CHANGE



PARTS CATALOGUE NEWS

Honda Motor Co., Ltd. Service Division

PARTS CATALOGUE - CORRECTED

Printed in Japan

CODE NO.	BOOKLET TYPE	13KCY3E0
	MICRO-FICHE	13KCYTEK
PARTS CATALOGUE NEWS	XR400R XR400R/T/V/W/X/Y/1/2/3	
	NEWS NO. 009	

Block No.	Ref. No.	Note	Part No.	Description	Reqd. QTY							Serial No.	Parts catalogue code		
					XR400R										
					T	V	W	X	Y	1	2	3			
E-11	3		11200-KCY-670	CRANKCASE COMP., L.	1	1	1	1	1	1	1	-			CM, DK, ED, U
					-	-	-	-	-	-	-	1	-----	-----	CM, DK, ED, U
		A	11200-KCY-671	-	-	-	-	-	-	-	1	-----	2720134	CM/A, DK/A, ED/A, U/A
					-	-	-	-	-	-	-	1	2720135	-----	CM/A, DK/A, ED/A, U/A
E-13	30		91003-KCY-671	BEARING, BALL, 25X52X13	1	1	1	1	1	1	1	-			CM, DK, ED, U
					-	-	-	-	-	-	-	1	-----	-----	CM, DK, ED, U
					-	-	-	-	-	-	-	1	-----	2720134	CM/A, DK/A, ED/A, U/A
		A	91003-HN1-003	BEARING, RADIAL BALL, 25X55X13	-	-	-	-	-	-	-	1	2720135	-----	CM/A, DK/A, ED/A, U/A

NOTE A:PART NO. CHANGE D:NEWLY PROVIDED E:PART NO.DELETION K:REQUIRED NO. CORRECTION L:APPLICATION SERIAL NO. CORRECTION
T:APPLICATION CORRECTION Z:REMARKS CHANGE



PARTS CATALOGUE NEWS

Honda Motor Co., Ltd. Service Division

PARTS CATALOGUE - CORRECTED

Printed in Japan

CODE NO.	13KCY3E0
PARTS CATALOGUE TITLE	XR400R XR400R/T/V/W/X/Y/1/2/3
NEWS NO.	010

Block No.	Ref. No.	Note	Part No.	Description	Reqd. QTY							Serial No.	Parts catalogue code		
					XR400R										
					T	V	W	X	Y	1	2	3			
E-14	10		24624-KA4-000	SPRING, GEARSHIFT RESET	1	1	1	1	1	1	1	-			
					-	-	-	-	-	-	-	1	-----	-----	CM, DK, ED, U
					-	-	-	-	-	-	-	1	-----	2740058	CM/A, DK/A, ED/A, U/A
		A	24624-MT3-000	-	-	-	-	-	-	-	1	2740059	-----	CM/A, DK/A, ED/A, U/A

NOTE A:PART NO. CHANGE D:NEWLY PROVIDED E:PART NO.DELETION K:REQUIRED NO. CORRECTION L:APPLICATION SERIAL NO. CORRECTION
T:APPLICATION CORRECTION Z:REMARKS CHANGE



PARTS CATALOGUE NEWS

Honda Motor Co., Ltd. Service Division

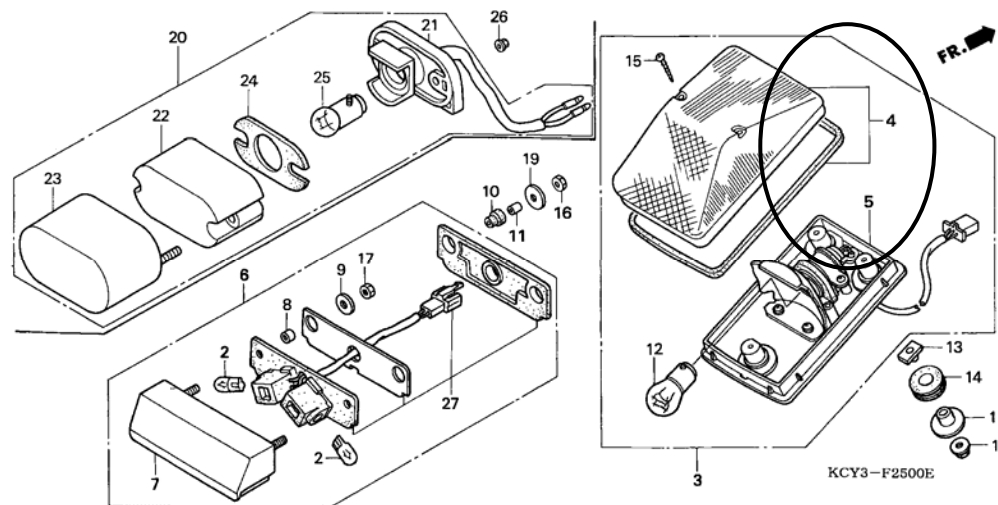
PARTS CATALOGUE - CORRECTED

Printed in Japan

CODE NO.	13KCY3E0
PARTS CATALOGUE TITLE	XR400R XR400R/T/V/W/X/Y/1/2/3
NEWS NO.	011

F-25 TAILLIGHT

*ILLUSTRATION-CORRECTED



NOTE A:PART NO. CHANGE D:NEWLY PROVIDED E:PART NO.DELETION K:REQUIRED NO. CORRECTION L:APPLICATION SERIAL NO. CORRECTION
T:APPLICATION CORRECTION Z:REMARKS CHANGE



PARTS CATALOGUE NEWS

Honda Motor Co., Ltd. Service Division

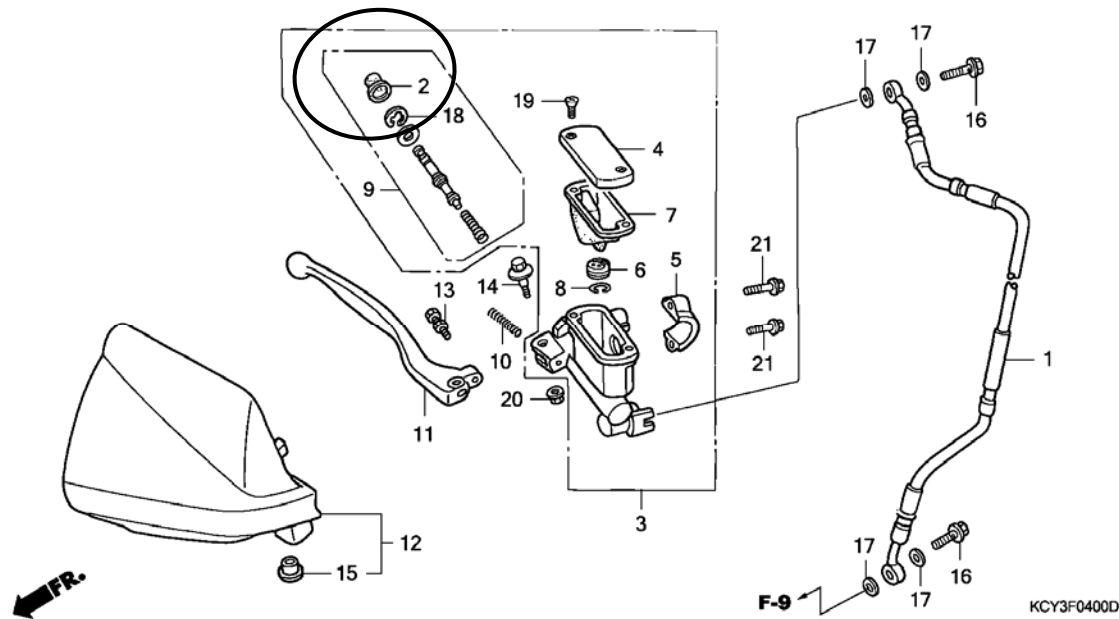
PARTS CATALOGUE - CORRECTED

Printed in Japan

CODE NO.	13KCY3E0
PARTS CATALOGUE NEWS	XR400R XR400R/T/V/W/X/Y/1/1/2/3
NEWS NO.	012

ILLUSTRATION - CORRECTED

F-4 FR. BRAKE MASTER CYLINDER (CM)



NOTE A:PART NO. CHANGE D:NEWLY PROVIDED E:PART NO.DELETION K:REQUIRED NO. CORRECTION L:APPLICATION SERIAL NO. CORRECTION
T:APPLICATION CORRECTION Z:REMARKS CHANGE